



Atlanta Braves - 2006

| Batter | 1 | 2 | 3 | 4 | 5 | 6 | 7 | 8 | 9 | AB R H RBI BB SO LOB | TOP | | | | | | | | | | | | | | | | | | | | | | | | |
|--------------|----|-----|----|---|---|----|----|----|-----|--|---|----|----|---|---|-----|------|---------|----|-----|----|---|---|----|----|----|-----|-----|-----|----|----|---|---|-----|------|
| | | | | | | | | | | | <p>Georgia Bulldogs @ Atlanta Braves Cracker Jack Stadium, Lake Buena Vista, FL Wed Mar 01 2006, 1:05 PM EST</p> <p>livebaseballscorecards.com</p> <p>AB 0 R 0 H 0 RBI 0 BB 0 SO 0 LOB 0</p>  | | | | | | | | | | | | | | | | | | | | | | | | |
| | | | | | | | | | | | | | | | | | | | | | | | | | | | | | | | | | | | |
| | | | | | | | | | | | | | | | | | | | | | | | | | | | | | | | | | | | |
| | | | | | | | | | | | | | | | | | | | | | | | | | | | | | | | | | | | |
| | | | | | | | | | | | | | | | | | | | | | | | | | | | | | | | | | | | |
| | | | | | | | | | | | | | | | | | | | | | | | | | | | | | | | | | | | |
| | | | | | | | | | | | | | | | | | | | | | | | | | | | | | | | | | | | |
| | | | | | | | | | | | | | | | | | | | | | | | | | | | | | | | | | | | |
| | | | | | | | | | | | | | | | | | | | | | | | | | | | | | | | | | | | |
| | | | | | | | | | | | | | | | | | | | | | | | | | | | | | | | | | | | |
| Inning Stats | | | | | | | | | | 1B: 0 SF: 0 2B: 0 SAC: 0 3B: 0 DP: 0 HR: 0 HBP: 0 | WP: 0 PA: 0 PB: 0 SB: 0 CS: 0 | | | | | | | | | | | | | | | | | | | | | | | | |
| PITCHER | IP | WLS | BF | H | R | ER | SO | BB | IBB | HBP | BLK | WP | HR | S | P | ERA | WHIP | PITCHER | IP | WLS | BF | H | R | ER | SO | BB | IBB | HBP | BLK | WP | HR | S | P | ERA | WHIP |

| Batter | 1 | 2 | 3 | 4 | 5 | 6 | 7 | 8 | 9 | AB R H RBI BB SO LOB | BOTTOM | | | | | | | | | | | | | | | | | | | | | | | | |
|--------------|----|-----|----|---|---|----|----|----|-----|--|---|----|----|---|---|-----|------|---------|----|-----|----|---|---|----|----|----|-----|-----|-----|----|----|---|---|-----|------|
| | | | | | | | | | | | <p>Georgia Bulldogs @ Atlanta Braves Cracker Jack Stadium, Lake Buena Vista, FL Wed Mar 01 2006, 1:05 PM EST</p> <p>livebaseballscorecards.com</p> <p>AB 0 R 0 H 0 RBI 0 BB 0 SO 0 LOB 0</p>  | | | | | | | | | | | | | | | | | | | | | | | | |
| | | | | | | | | | | | | | | | | | | | | | | | | | | | | | | | | | | | |
| | | | | | | | | | | | | | | | | | | | | | | | | | | | | | | | | | | | |
| | | | | | | | | | | | | | | | | | | | | | | | | | | | | | | | | | | | |
| | | | | | | | | | | | | | | | | | | | | | | | | | | | | | | | | | | | |
| | | | | | | | | | | | | | | | | | | | | | | | | | | | | | | | | | | | |
| | | | | | | | | | | | | | | | | | | | | | | | | | | | | | | | | | | | |
| | | | | | | | | | | | | | | | | | | | | | | | | | | | | | | | | | | | |
| | | | | | | | | | | | | | | | | | | | | | | | | | | | | | | | | | | | |
| | | | | | | | | | | | | | | | | | | | | | | | | | | | | | | | | | | | |
| Inning Stats | | | | | | | | | | 1B: 0 SF: 0 2B: 0 SAC: 0 3B: 0 DP: 0 HR: 0 HBP: 0 | WP: 0 PA: 0 PB: 0 SB: 0 CS: 0 | | | | | | | | | | | | | | | | | | | | | | | | |
| PITCHER | IP | WLS | BF | H | R | ER | SO | BB | IBB | HBP | BLK | WP | HR | S | P | ERA | WHIP | PITCHER | IP | WLS | BF | H | R | ER | SO | BB | IBB | HBP | BLK | WP | HR | S | P | ERA | WHIP |

| Batter | 1 | 2 | 3 | 4 | 5 | 6 | 7 | 8 | 9 | AB | R | H | RBI | BB | SO | LOB | TOP | | | | | | | | | | | | | | | | | | | |
|--|------------------------------|---------------------------------|------------------------------|---------------------------------|------------------------------|---------------------------------|------------------------------|---------------------------------|------------------------------|---------------------------------|------------------------------|---------------------------------|-------------------------------|----------------------------------|------------------------------|---------------------------------|---|------------------------------|---------------------------------|-------------------------|---------------------------|----------------------------------|--------|---|----|----|----|-----|-----|-----|----|----|------|-------|-------|------|
| Tony Pena Jr., R OBP: 0.375, SLG: 0.571 Yunel Escobar, R OBP: 1.000, SLG: 2.000 | G6-3 | | G4-3 | | G4-3 | | G4-3 | | | 3 | 0 | 1 | 0 | 0 | 0 | 0 | Atlanta Braves @ Cleveland Indians Chain of Lakes Park, Winter Haven, FL Sun Mar 05 2006, 1:05 PM EST Att: 4,769 - Sunny - 72 F | | | | | | | | | | | | | | | | | | | |
| 24 Martín Prado, R OBP: 0.200, SLG: 0.300 J.C. Holt, L | G6-3 | | G4-3 | | G1-3 | | K | | | 3 | 0 | 0 | 0 | 0 | 0 | 1 | | | | | | | | | | | | | | | | | | | | |
| Adam LaRoche, L OBP: 0.200, SLG: 0.200 Miguel Rodríguez, S OBP: 0.500, SLG: 1.000 | L4 | | G4-3 | | G4-3 | | K | | | 2 | 0 | 0 | 0 | 0 | 0 | 0 | | | | | | | | | | | | | | | | | | | | |
| 66 Jarrod Saltalamacchia, B OBP: 0.231, SLG: 0.462 | | F8 | | F8 | | G4-3 | | K | | 4 | 0 | 1 | 0 | 0 | 1 | 1 | | | | | | | | | | | | | | | | | | | | |
| Ryan Langerhans, L OBP: 0.400, SLG: 0.333 Steve Doetsch, R | F7 | | F7 | | L1 | | K | | | 3 | 0 | 0 | 0 | 0 | 0 | 2 | | | | | | | | | | | | | | | | | | | | |
| Todd Pratt, R OBP: 0.500, SLG: 0.833 8 Brayán Peña, S OBP: 0.250, SLG: 0.250 | F8 | | | | 1B HR | | G5-3 | | | 2 | 1 | 1 | 0 | 0 | 0 | 1 | | | | | | | | | | | | | | | | | | | | |
| Wilson Betemit, S OBP: 0.417, SLG: 0.667 Van Pope, R | G4-3 | | | | 1B HR | | HR | | | 3 | 2 | 2 | 1 | 0 | 0 | 1 | | | | | | | | | | | | | | | | | | | | |
| 90 Brandon Jones, L OBP: 0.250, SLG: 0.500 | | | K | | F7 | | FC6-5 2B | | | 4 | 0 | 1 | 0 | 0 | 1 | 2 | | | | | | | | | | | | | | | | | | | | |
| Matt Esquivel, R OBP: 0.250, SLG: 1.000 | F8 | | | | HR | | FC6-5 2B | | | 4 | 1 | 1 | 3 | 0 | 0 | 1 | | | | | | | | | | | | | | | | | | | | |
| Inning Stats | R: 0 E: 0 K: 0 S: 3 | H: 0 LOB: 0 BB: 0 P: 3 | R: 0 E: 0 K: 0 S: 4 | H: 1 LOB: 1 BB: 0 P: 4 | R: 0 E: 0 K: 1 S: 6 | H: 1 LOB: 1 BB: 0 P: 6 | R: 0 E: 0 K: 0 S: 3 | H: 0 LOB: 0 BB: 0 P: 3 | R: 3 E: 0 K: 0 S: 6 | H: 3 LOB: 0 BB: 0 P: 6 | R: 0 E: 0 K: 0 S: 4 | H: 1 LOB: 1 BB: 0 P: 4 | R: 1 E: 0 K: 2 S: 10 | H: 3 LOB: 2 BB: 0 P: 10 | R: 0 E: 0 K: 2 S: 7 | H: 0 LOB: 0 BB: 0 P: 7 | | R: 0 E: 0 K: 1 S: 5 | H: 0 LOB: 0 BB: 0 P: 5 | 1B: 3 2B: 3 HR: 2 | SF: 0 SAC: 0 HBP: 0 | WP: 0 PB: 0 SB: 0 CS: 0 | PA: 36 | | | | | | | | | | | | | |
| PITCHER | IP | WLS | BF | H | R | ER | SO | BB | IBB | HBP | BLK | WP | HR | S | P | ERA | WHIP | PITCHER | | IP | WLS | BF | H | R | ER | SO | BB | IBB | HBP | BLK | WP | HR | S | P | ERA | WHIP |
| Jason Johnson, R ERA: 13.5 | 3.0 | | 11 | 2 | 0 | 0 | 1 | 0 | 0 | 0 | 0 | 0 | 0 | 13 | 13 | 0.00 | 0.667 | Andrew Brown, R ERA: 13.5 | | 1.0 | H | 3 | 0 | 0 | 0 | 2 | 0 | 0 | 0 | 0 | 0 | 7 | 7 | 0.00 | 0.000 | |
| 59 Matt Miller, R ERA: 13.5 | 1.0 | | 3 | 0 | 0 | 0 | 0 | 0 | 0 | 0 | 0 | 0 | 0 | 3 | 3 | 0.00 | 0.000 | 46 Ben Howard, R ERA: 9.0 | | 1.0 | S | 3 | 0 | 0 | 0 | 1 | 0 | 0 | 0 | 0 | 5 | 5 | 0.00 | 0.000 | | |
| 27 Steve Karsay, R ERA: 9.0 | 1.0 | | 6 | 3 | 3 | 3 | 0 | 0 | 0 | 0 | 0 | 0 | 1 | 6 | 6 | 27.00 | 3.000 | | | | | | | | | | | | | | | | | | | |
| 32 Danny Graves, R ERA: 9.0 | 1.0 | H | 4 | 1 | 0 | 0 | 0 | 0 | 0 | 0 | 0 | 0 | 0 | 4 | 4 | 0.00 | 1.000 | | | | | | | | | | | | | | | | | | | |
| Jason Stanford, L ERA: 9.0 | 1.0 | W | 6 | 3 | 1 | 1 | 2 | 0 | 0 | 0 | 0 | 0 | 1 | 10 | 10 | 9.00 | 3.000 | | | | | | | | | | | | | | | | | | | |


AB 36
R 4
H 9
RBI 4
BB 0
SO 6
LOB 14




| Batter | 1 | 2 | 3 | 4 | 5 | 6 | 7 | 8 | 9 | AB | R | H | RBI | BB | SO | LOB | BOTTOM | | | | | | | | | | | | | | | | | | | | |
|--|------------------------------|---------------------------------|------------------------------|----------------------------------|------------------------------|---------------------------------|------------------------------|---------------------------------|------------------------------|----------------------------------|------------------------------|----------------------------------|------------------------------|---------------------------------|----------------------------------|------------------------------------|---|------------------------------|-------------------------------|-----|-----|----|----|---|----|----|----|-----|-----|-----|----|----|-------|-------|-----|-------|-------|
| 38 Franklin Gutierrez, R OBP: 0.600, SLG: 0.200 62 Todd Donovan, R OBP: 0.125, SLG: 0.143 | K | | 1B | | | | | G6-3 | | 2 | 1 | 1 | 0 | 1 | 1 | 0 | Atlanta Braves @ Cleveland Indians Chain of Lakes Park, Winter Haven, FL Sun Mar 05 2006, 1:05 PM EST Att: 4,769 - Sunny - 72 F | | | | | | | | | | | | | | | | | | | | |
| 15 Ramón Vázquez, L OBP: 0.300, SLG: 0.400 Ivan Ochoa, R | F7 | | 1B | | G3 | | K | | | 3 | 1 | 1 | 0 | 0 | 0 | 1 | | | | | | | | | | | | | | | | | | | | | |
| Casey Blake, R OBP: 0.500, SLG: 0.222 Trevor Crowe, S OBP: 0.428, SLG: 0.571 | F8 | | 1B | | P6 | | 1B | | | 3 | 0 | 1 | 2 | 0 | 0 | 0 | | | | | | | | | | | | | | | | | | | | | |
| 48 Travis Hafner, L OBP: 0.333, SLG: 0.333 25 Ryan Garko, R OBP: 0.444, SLG: 0.429 | | BB | 1B | | 1B | | 1B | | | 3 | 0 | 2 | 0 | 0 | 0 | 2 | | | | | | | | | | | | | | | | | | | | | |
| Aaron Boone, R OBP: 0.200, SLG: 0.250 30 Andy Marte, R OBP: 0.143, SLG: 0.286 | P3 | | SF9 | | K | | K | | | 2 | 0 | 0 | 1 | 0 | 1 | 2 | | | | | | | | | | | | | | | | | | | | | |
| Todd Hollandsworth, L OBP: 0.333, SLG: 0.800 | K | | F8 | | G4-3 | | F8 | | | 3 | 0 | 0 | 0 | 0 | 1 | 3 | | | | | | | | | | | | | | | | | | | | | |
| Jason Dubois, R OBP: 0.500, SLG: 1.000 Armando Camacaro, R OBP: 0.333, SLG: 0.333 | | BB | | | HR | | K | | | 2 | 1 | 1 | 1 | 1 | 1 | 0 | | | | | | | | | | | | | | | | | | | | | |
| 66 Jake Gautreau, L OBP: 0.375, SLG: 0.714 65 Ben Francisco, R | F7 | | | | P2 | | G3 | | | 2 | 0 | 0 | 0 | 0 | 0 | 2 | | | | | | | | | | | | | | | | | | | | | |
| Joe Inglett, L OBP: 0.375, SLG: 0.333 | | | | | | | HBP | | | 1 | 0 | 0 | 0 | 0 | 0 | 0 | | | | | | | | | | | | | | | | | | | | | |
| 11 Einar Díaz, R OBP: 0.333, SLG: 0.200 77 Javi Herrera, R | | | 1B | | G5-3 | | K | | | 2 | 1 | 1 | 0 | 0 | 0 | 0 | | | | | | | | | | | | | | | | | | | | | |
| Inning Stats | R: 0 E: 0 K: 1 S: 5 | H: 0 LOB: 0 BB: 0 P: 5 | R: 0 E: 0 K: 1 S: 6 | H: 1 LOB: 1 BB: 1 P: 10 | R: 3 E: 0 K: 0 S: 7 | H: 4 LOB: 1 BB: 0 P: 7 | R: 1 E: 0 K: 0 S: 4 | H: 1 LOB: 1 BB: 1 P: 8 | R: 0 E: 0 K: 2 S: 8 | H: 1 LOB: 2 BB: 1 P: 12 | R: 2 E: 0 K: 2 S: 9 | H: 2 LOB: 2 BB: 1 P: 15 | R: 0 E: 0 K: 0 S: 4 | H: 1 LOB: 1 BB: 0 P: 4 | 1B: 9 2B: 1 3B: 0 HR: 1 | SF: 1 SAC: 0 DP: 0 HBP: 1 | WP: 1 PB: 0 SB: 1 CS: 0 | PA: 40 | | | | | | | | | | | | | | | | | | | |
| PITCHER | IP | WLS | BF | H | R | ER | SO | BB | IBB | HBP | BLK | WP | HR | S | P | ERA | WHIP | PITCHER | | IP | WLS | BF | H | R | ER | SO | BB | IBB | HBP | BLK | WP | HR | S | P | ERA | WHIP | |
| 26 Kyle Davies, R ERA: 18.0 | 1.1 | | 8 | 1 | 0 | 0 | 2 | 1 | 0 | 0 | 0 | 0 | 0 | 1 | 11 | 15 | 18.00 | 3.000 | Jose Ascancio, R ERA: 18.0 | | 3.1 | | 12 | 5 | 4 | 4 | 0 | 1 | 0 | 0 | 0 | 0 | 1 | 11 | 15 | 18.00 | 3.000 |
| 34 Joey Devine, R ERA: 18.0 | 2.0 | | 9 | 2 | 0 | 0 | 3 | 1 | 0 | 0 | 0 | 0 | 0 | 14 | 18 | 0.00 | 1.500 | Scott Mullen, L ERA: 18.0 | | 7.1 | L | 7 | 2 | 2 | 2 | 2 | 1 | 0 | 1 | 0 | 9 | 15 | 18.00 | 3.000 | | | |
| Ken Ray, R ERA: 18.0 | 1.0 | | 4 | 1 | 0 | 0 | 0 | 0 | 0 | 0 | 0 | 0 | 0 | 4 | 4 | 0.00 | 1.000 | | | | | | | | | | | | | | | | | | | | |

AB 34
R 6
H 11
RBI 5
BB 4
SO 7
LOB 19



| Batter | 1 | 2 | 3 | 4 | 5 | 6 | 7 | 8 | 9 | AB R H RBI BB SO LOB | TOP | | | | | | | | | | | | | | | | | | | | | | | | |
|--------------|-------|--------|-------|-------|---|----|----|----|-----|---|---|----|----|---|---|-----|------|---------|----|-----|----|---|---|----|----|----|-----|-----|-----|----|----|---|---|-----|------|
| | | | | | | | | | | | Kingdom of the Netherlands @ Atlanta Braves Cracker Jack Stadium, Lake Buena Vista, FL Sun Mar 05 2006, 1:05 PM EST livebaseballscorecards.com | | | | | | | | | | | | | | | | | | | | | | | | |
| | | | | | | | | | | AB | | 0 | | | | | | | | | | | | | | | | | | | | | | | |
| | | | | | | | | | | R | | 0 | | | | | | | | | | | | | | | | | | | | | | | |
| | | | | | | | | | | H | | 0 | | | | | | | | | | | | | | | | | | | | | | | |
| | | | | | | | | | | RBI | | 0 | | | | | | | | | | | | | | | | | | | | | | | |
| | | | | | | | | | | BB | | 0 | | | | | | | | | | | | | | | | | | | | | | | |
| | | | | | | | | | | SO | | 0 | | | | | | | | | | | | | | | | | | | | | | | |
| | | | | | | | | | | LOB | | 0 | | | | | | | | | | | | | | | | | | | | | | | |
| | | | | | | | | | |  | | | | | | | | | | | | | | | | | | | | | | | | | |
| Inning Stats | 1B: 0 | SF: 0 | WP: 0 | PA: 0 | | | | | | | | | | | | | | | | | | | | | | | | | | | | | | | |
| | 2B: 0 | SAC: 0 | FB: 0 | | | | | | | | | | | | | | | | | | | | | | | | | | | | | | | | |
| | 3B: 0 | DP: 0 | SB: 0 | | | | | | | | | | | | | | | | | | | | | | | | | | | | | | | | |
| | HR: 0 | HBP: 0 | CS: 0 | | | | | | | | | | | | | | | | | | | | | | | | | | | | | | | | |
| PITCHER | IP | WLS | BF | H | R | ER | SO | BB | IBB | HBP | BLK | WP | HR | S | P | ERA | WHIP | PITCHER | IP | WLS | BF | H | R | ER | SO | BB | IBB | HBP | BLK | WP | HR | S | P | ERA | WHIP |

| Batter | 1 | 2 | 3 | 4 | 5 | 6 | 7 | 8 | 9 | AB R H RBI BB SO LOB | BOTTOM | | | | | | | | | | | | | | | | | | | | | | | | |
|--------------|-------|--------|-------|-------|---|----|----|----|-----|---|---|----|----|---|---|-----|------|---------|----|-----|----|---|---|----|----|----|-----|-----|-----|----|----|---|---|-----|------|
| | | | | | | | | | | | Kingdom of the Netherlands @ Atlanta Braves Cracker Jack Stadium, Lake Buena Vista, FL Sun Mar 05 2006, 1:05 PM EST livebaseballscorecards.com | | | | | | | | | | | | | | | | | | | | | | | | |
| | | | | | | | | | | AB | | 0 | | | | | | | | | | | | | | | | | | | | | | | |
| | | | | | | | | | | R | | 0 | | | | | | | | | | | | | | | | | | | | | | | |
| | | | | | | | | | | H | | 0 | | | | | | | | | | | | | | | | | | | | | | | |
| | | | | | | | | | | RBI | | 0 | | | | | | | | | | | | | | | | | | | | | | | |
| | | | | | | | | | | BB | | 0 | | | | | | | | | | | | | | | | | | | | | | | |
| | | | | | | | | | | SO | | 0 | | | | | | | | | | | | | | | | | | | | | | | |
| | | | | | | | | | | LOB | | 0 | | | | | | | | | | | | | | | | | | | | | | | |
| | | | | | | | | | |  | | | | | | | | | | | | | | | | | | | | | | | | | |
| Inning Stats | 1B: 0 | SF: 0 | WP: 0 | PA: 0 | | | | | | | | | | | | | | | | | | | | | | | | | | | | | | | |
| | 2B: 0 | SAC: 0 | FB: 0 | | | | | | | | | | | | | | | | | | | | | | | | | | | | | | | | |
| | 3B: 0 | DP: 0 | SB: 0 | | | | | | | | | | | | | | | | | | | | | | | | | | | | | | | | |
| | HR: 0 | HBP: 0 | CS: 0 | | | | | | | | | | | | | | | | | | | | | | | | | | | | | | | | |
| PITCHER | IP | WLS | BF | H | R | ER | SO | BB | IBB | HBP | BLK | WP | HR | S | P | ERA | WHIP | PITCHER | IP | WLS | BF | H | R | ER | SO | BB | IBB | HBP | BLK | WP | HR | S | P | ERA | WHIP |

| Batter | 1 | 2 | 3 | 4 | 5 | 6 | 7 | 8 | 9 | AB | R | H | RBI | BB | SO | LOB | TOP | | | | | |
|---|---|---------------------------------|------------------------------|---------------------------------|------------------------------|---------------------------------|------------------------------|---------------------------------|------------------------------|---------------------------------|------------------------------|---------------------------------|-------------------------------|----------------------------------|------------------------------|---------------------------------|------------------------------|----------------------------------|----------------------------------|------------------------------------|----------------------------------|--------|
| Nook Logan, S OBP: 0.286, SLG: 0.167 Vincent Blue, L (7, 8) | | | | | | | | | | 3 | 2 | 1 | 0 | 0 | 1 | 1 | | | | | | |
| 20 Omar Infante, R OBP: 0.571, SLG: 0.667 68 Hector Mercado, L 66 Tim Crabtree, R (9, 1) | | | | | | | | | | 4 | 1 | 1 | 0 | 1 | 0 | 2 | | | | | | |
| Carlos Pena, L OBP: 0.357, SLG: 0.250 Kody Kirkland, R OBP: 0.500, SLG: 1.667 (5, 5) | | | | | | | | | | 3 | 1 | 2 | 1 | 0 | 0 | 0 | | | | | | |
| 33 Marcus Thames, R OBP: 0.385, SLG: 0.455 24 Brent Cleven, R OBP: 0.500, SLG: 1.333 (7, 7) | | | | | | | | | | 3 | 0 | 1 | 0 | 0 | 0 | 3 | | | | | | |
| Reggie Taylor, L OBP: 0.333, SLG: 0.583 Alexis Gomez, L OBP: 0.111, SLG: 0.111 (9, 9) | | | | | | | | | | 4 | 1 | 1 | 1 | 0 | 0 | 2 | | | | | | |
| 67 Mike Hessman, R OBP: 0.333, SLG: 0.500 (5, 3) | | | | | | | | | | 3 | 0 | 1 | 1 | 1 | 1 | 0 | | | | | | |
| Don Kelly, L OBP: 0.333, SLG: 0.333 39 Ramon Santiago, S OBP: 0.400, SLG: 0.143 (7, 4) | | | | | | | | | | 3 | 0 | 2 | 0 | 0 | 0 | 1 | | | | | | |
| 75 Danilo Sanchez, R 44 Bobby Seay, L 19 Kevin Hooper, R OBP: 0.375, SLG: 0.333 (8, 4) | | | | | | | | | | 2 | 0 | 0 | 0 | 1 | 0 | 2 | | | | | | |
| 29 Nate Robertson, R 72 Ryan Ludwick, R Preston Larrison, R Mike Rabelo, S OBP: 0.600, SLG: 0.800 (6, 2) | | | | | | | | | | 1 | 0 | 0 | 0 | 0 | 0 | 1 | | | | | | |
| Inning Stats | R: 3 E: 0 K: 0 S: 7 | H: 4 LOB: 1 BB: 0 P: 7 | R: 0 E: 0 K: 0 S: 3 | H: 0 LOB: 1 BB: 1 P: 7 | R: 0 E: 0 K: 0 S: 3 | H: 1 LOB: 0 BB: 0 P: 3 | R: 0 E: 0 K: 1 S: 6 | H: 1 LOB: 1 BB: 0 P: 6 | R: 0 E: 0 K: 1 S: 6 | H: 1 LOB: 1 BB: 0 P: 6 | R: 0 E: 0 K: 0 S: 4 | H: 1 LOB: 1 BB: 0 P: 4 | R: 4 E: 1 K: 1 S: 10 | H: 3 LOB: 2 BB: 1 P: 18 | R: 0 E: 0 K: 1 S: 5 | H: 0 LOB: 1 BB: 1 P: 9 | R: 1 E: 0 K: 2 S: 8 | H: 1 LOB: 1 BB: 1 P: 12 | 1B: 8 2B: 4 3B: 0 HR: 1 | SF: 1 SAC: 1 DP: 1 HBP: 1 | WP: 1 PB: 0 SB: 1 CS: 0 | PA: 44 |
| PITCHER | IP WLS BF H R ER SO BB IBB HBP BLK WP HR S P ERA WHIP | | | | | | | | | | | | | | | | | | | | | |
| Horacio Ramirez, L ERA: 9.0 | 3.0 L 14 5 3 3 0 1 0 0 0 0 0 0 13 17 9.00 2.000 | | | | | | | | | | | | | | | | | | | | | |
| 40 Lance Cormier, R ERA: | 2.0 8 2 0 0 2 0 0 0 0 0 0 0 12 12 0.00 1.000 | | | | | | | | | | | | | | | | | | | | | |
| 49 Macay McBride, L ERA: | 1.0 4 1 0 0 0 0 0 0 0 0 0 0 4 4 0.00 1.000 | | | | | | | | | | | | | | | | | | | | | |
| 50 Anthony Lerew, R ERA: 4.5 | 1.0 9 3 4 1 1 1 0 1 0 1 0 10 18 9.00 4.000 | | | | | | | | | | | | | | | | | | | | | |
| Brian O'Connor, L ERA: | 1.0 4 0 0 0 1 1 0 0 0 0 0 0 5 9 0.00 1.000 | | | | | | | | | | | | | | | | | | | | | |
| PITCHER | IP WLS BF H R ER SO BB IBB HBP BLK WP HR S P ERA WHIP | | | | | | | | | | | | | | | | | | | | | |
| Rudy Quinonez, R ERA: 9.0 | 1.0 5 1 1 1 2 1 0 0 0 0 0 1 8 12 9.00 2.000 | | | | | | | | | | | | | | | | | | | | | |

Detroit Tigers @ Atlanta Braves
Cracker Jack Stadium, Lake Buena Vista, FL
Mon Mar 06 2006, 1:05 PM EST
Att: 7,213 - Sunny - 86 F

AB 37
R 8
H 12
RBI 7
BB 4
SO 6
LOB 18



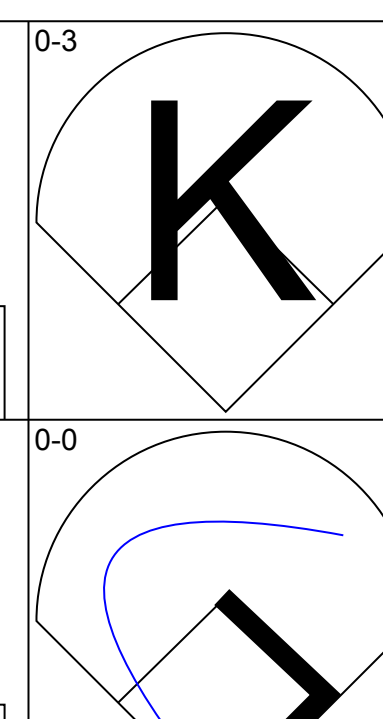
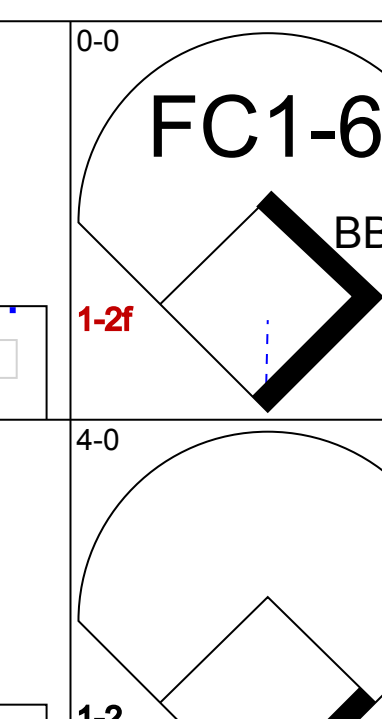
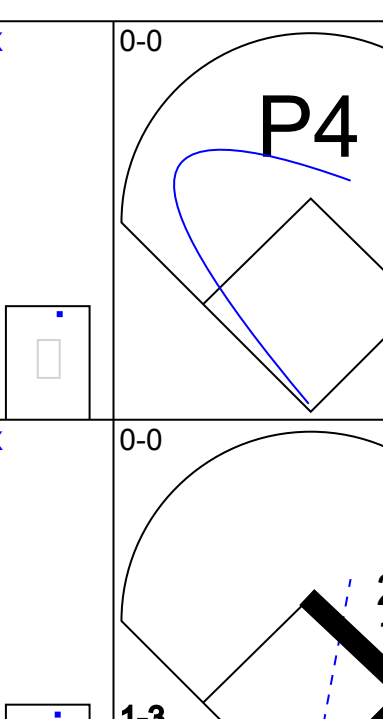
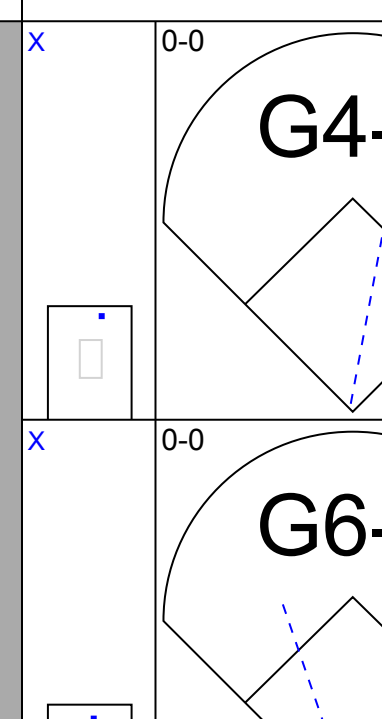
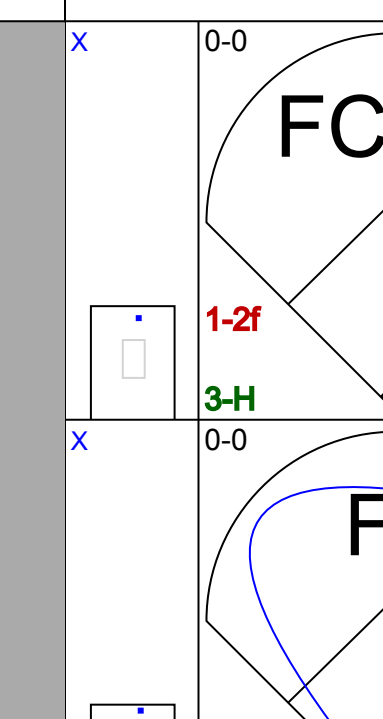
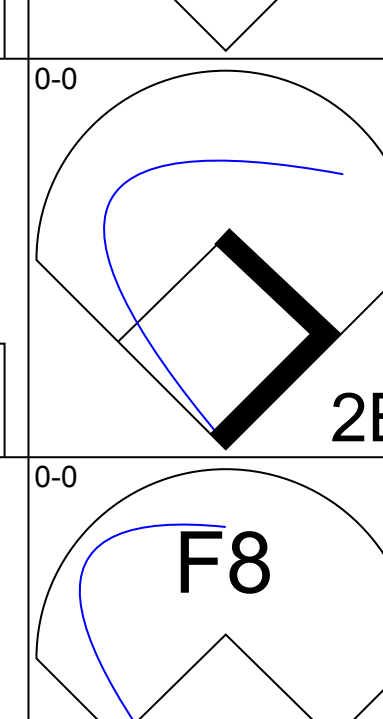
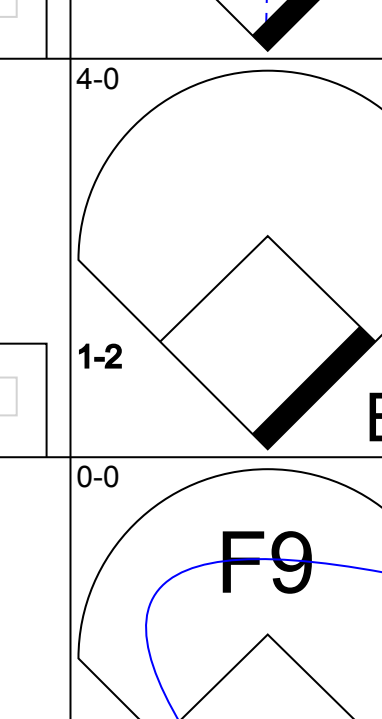
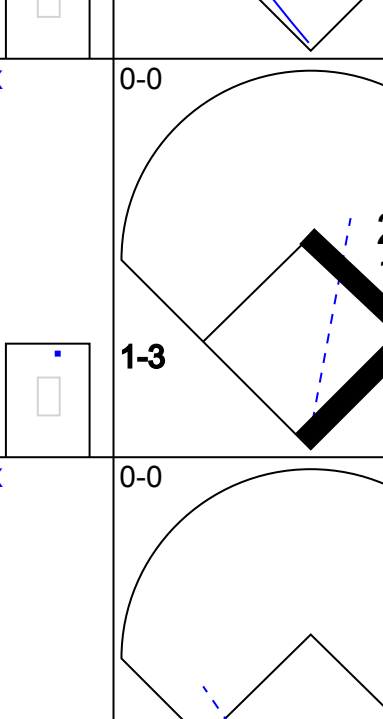
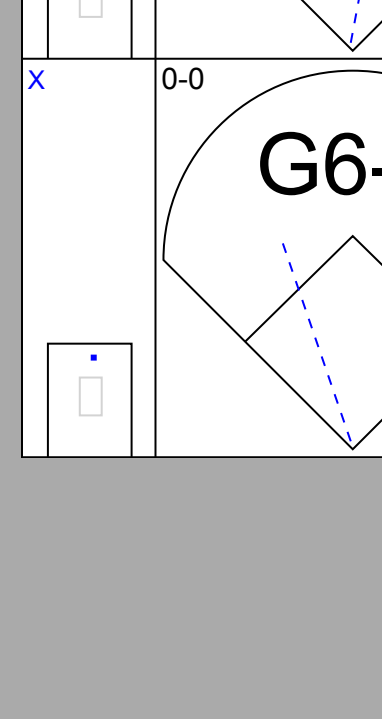
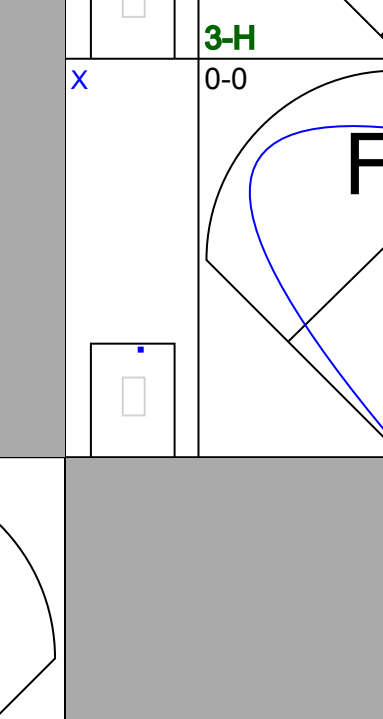
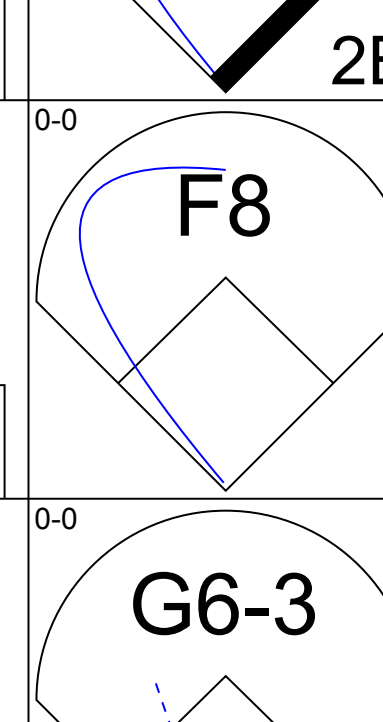
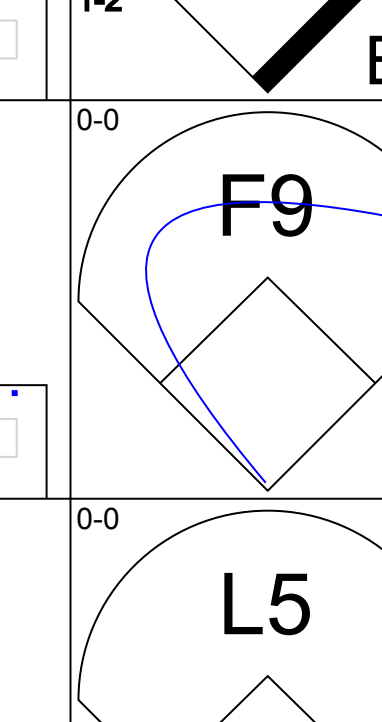
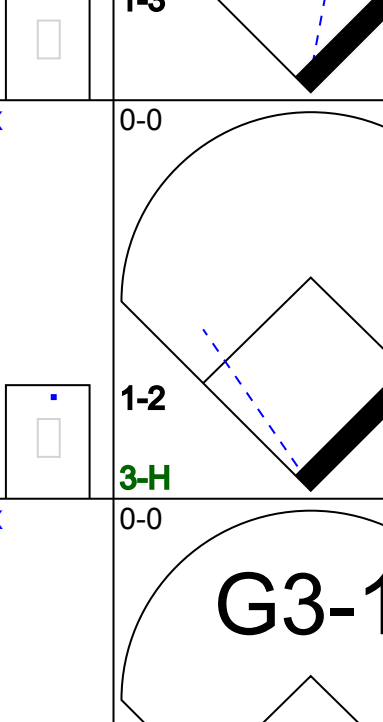
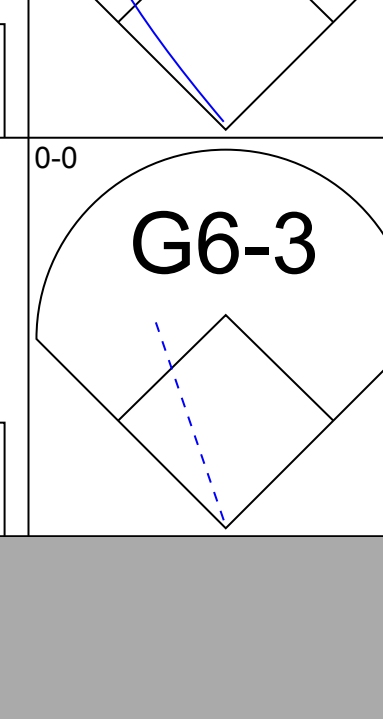
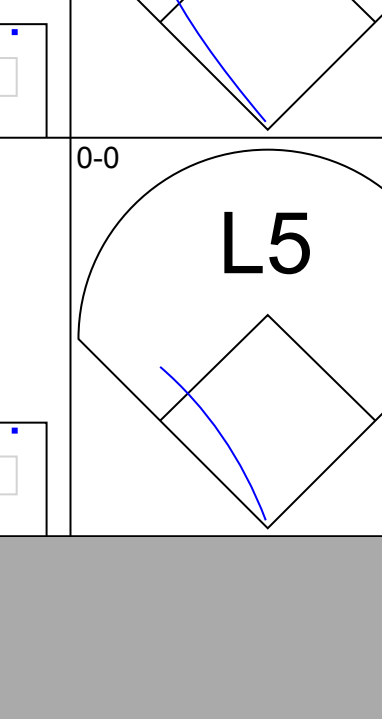
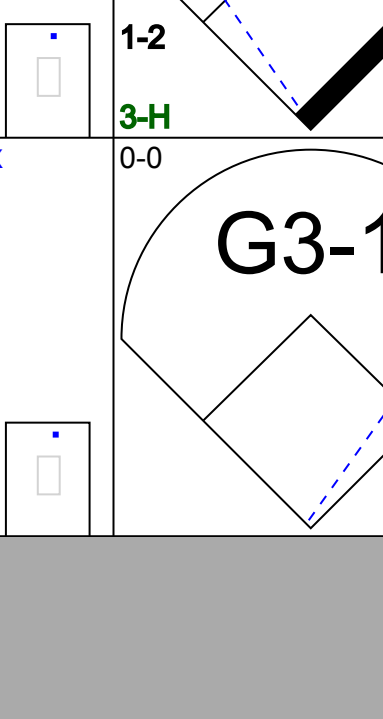
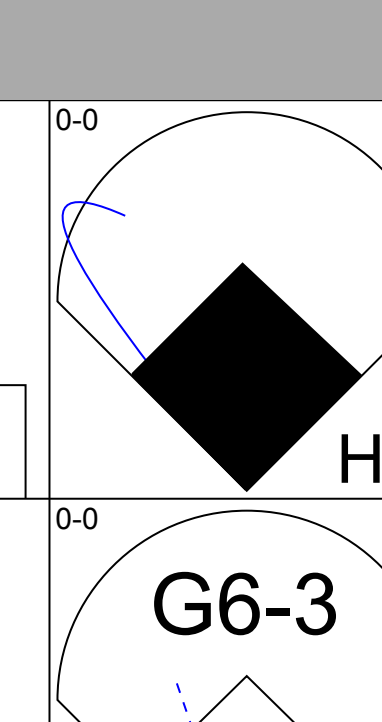
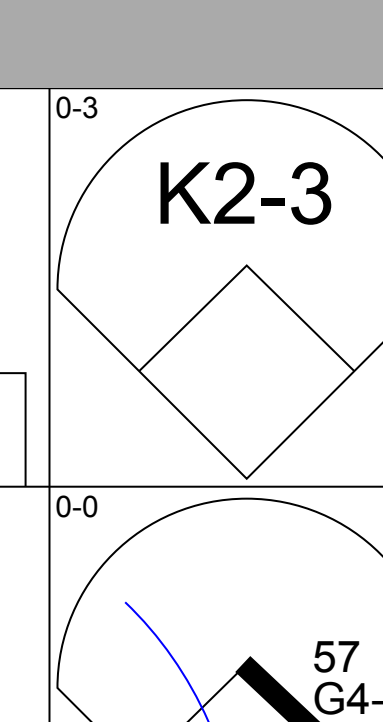
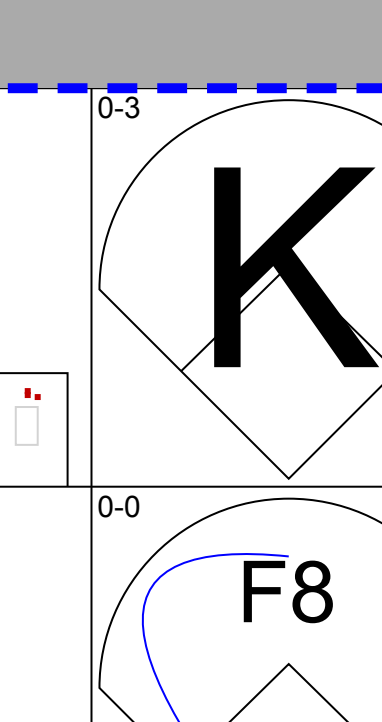
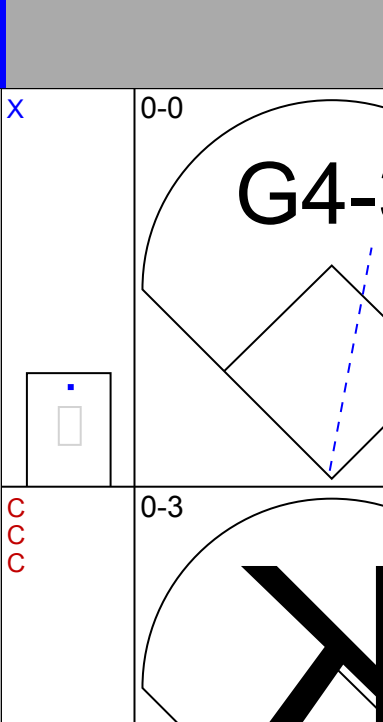
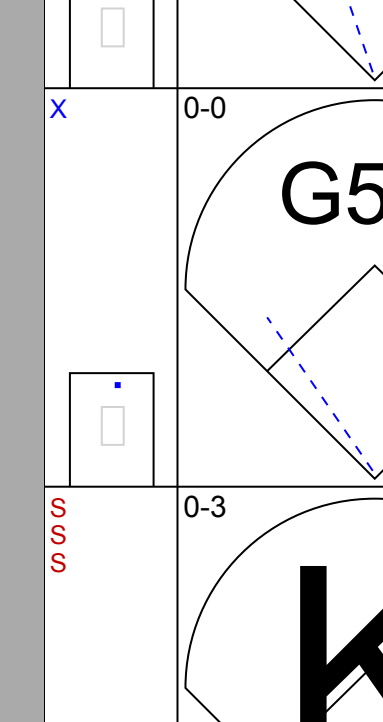
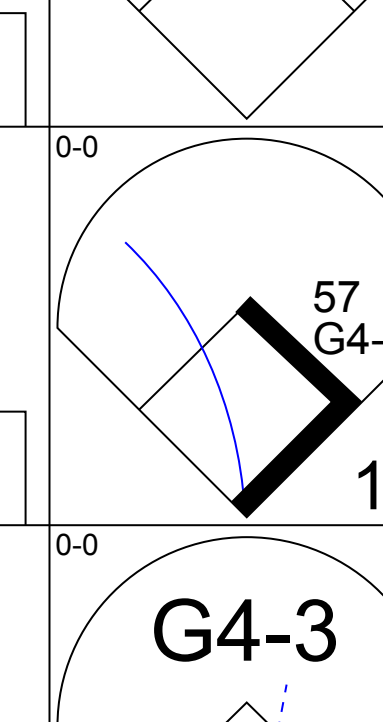
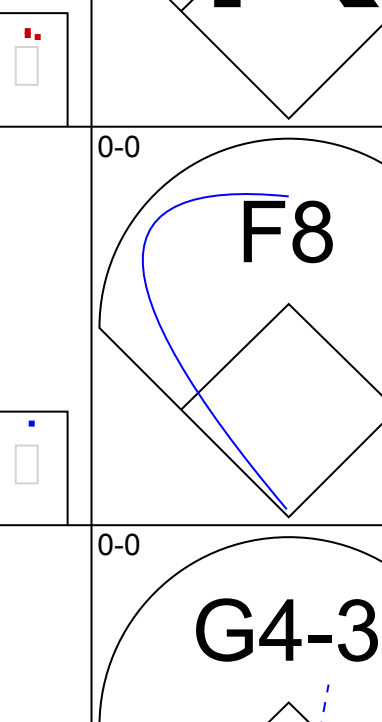
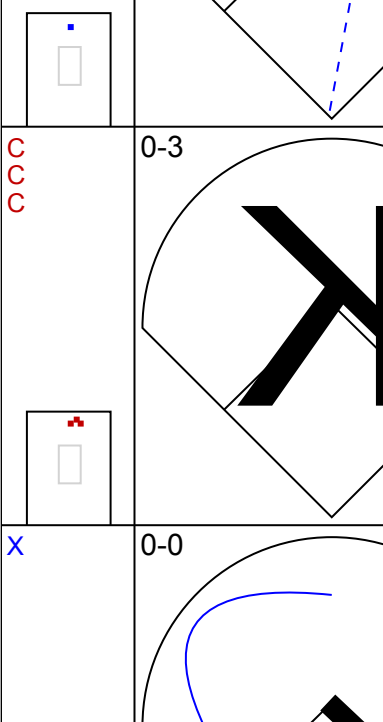
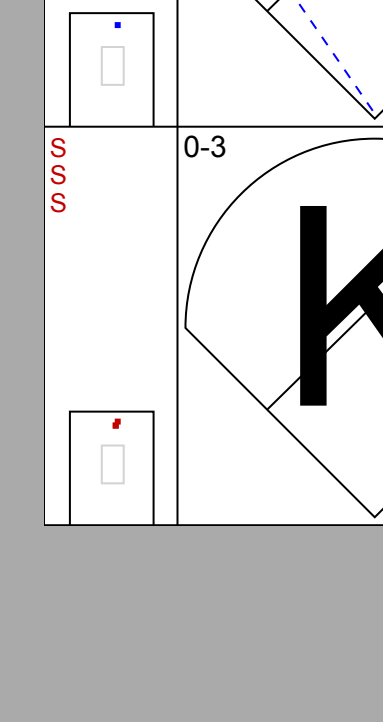
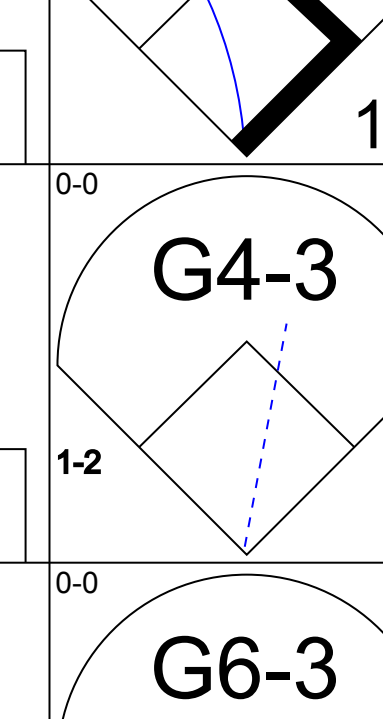
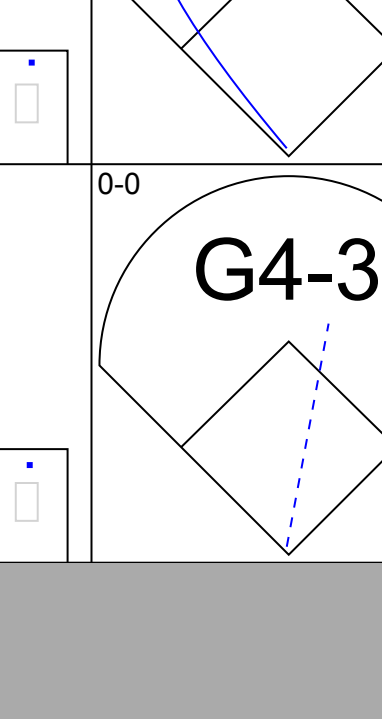
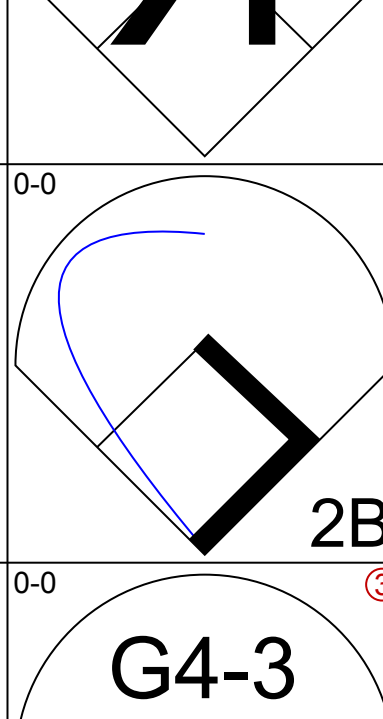
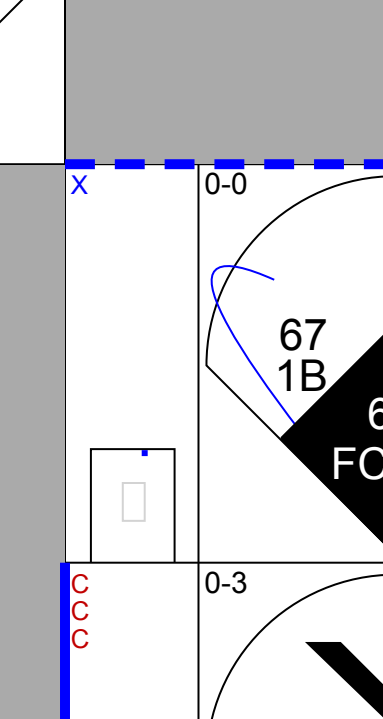
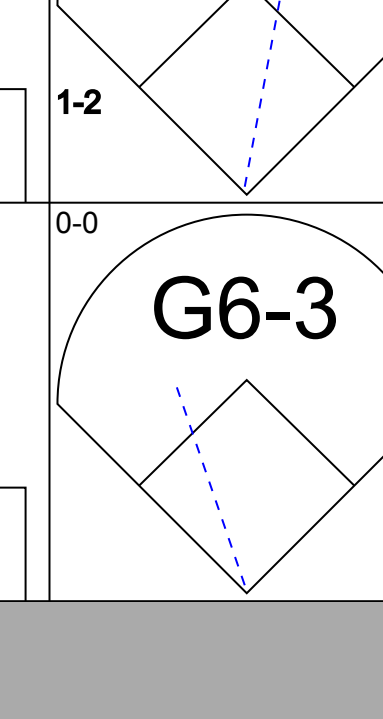
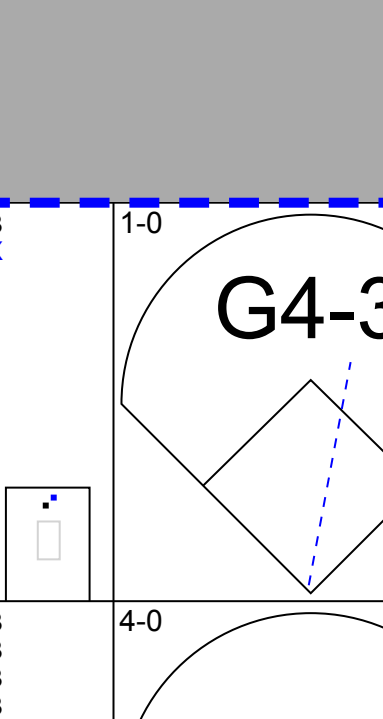
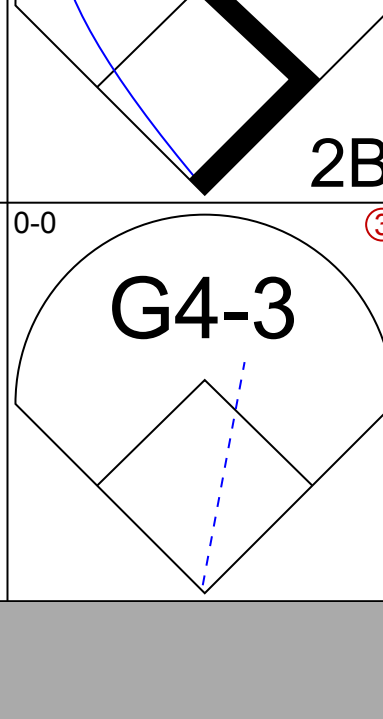
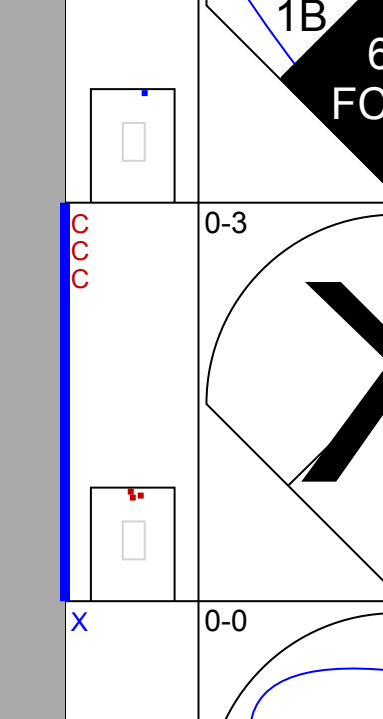
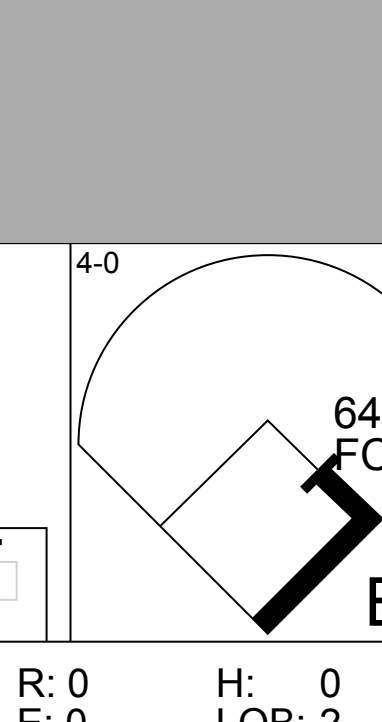
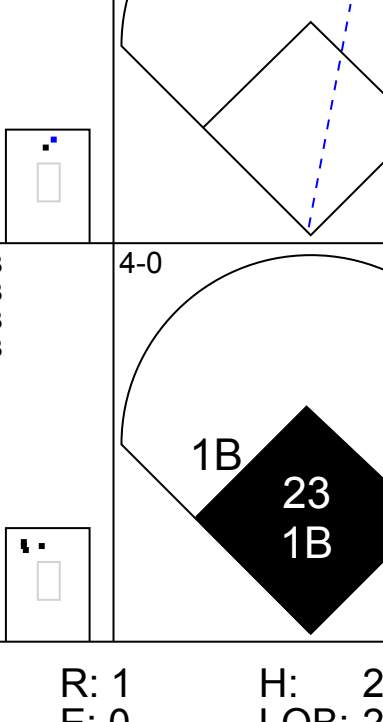
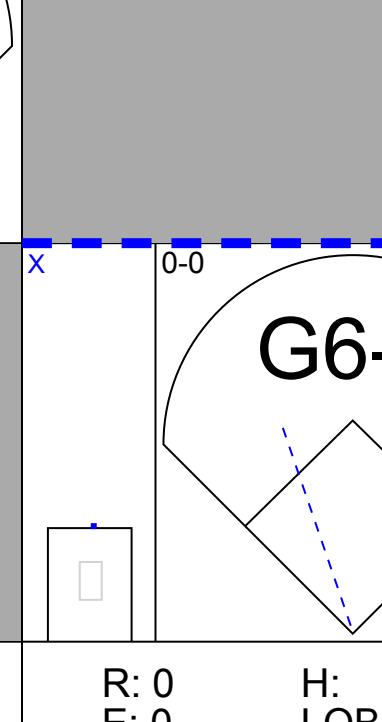
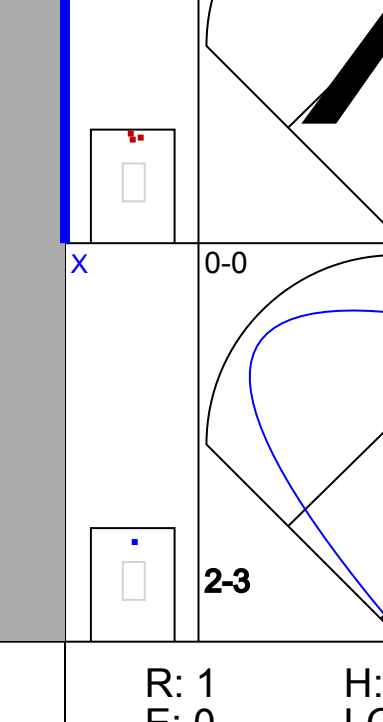
| Batter | 1 | 2 | 3 | 4 | 5 | 6 | 7 | 8 | 9 | AB | R | H | RBI | BB | SO | LOB | BOTTOM | |
|---|---|---------------------------------|------------------------------|---------------------------------|------------------------------|---------------------------------|------------------------------|----------------------------------|------------------------------|---------------------------------|------------------------------|---------------------------------|------------------------------|---------------------------------|----------------------------------|------------------------------------|----------------------------------|--------|
| Ryan Langerhans, L OBP: 0.538, SLG: 0.400 Matt Esquivel, R OBP: 0.167, SLG: 0.667 (6, 9) | | | | | | | | | | 1 | 0 | 1 | 0 | 1 | 0 | 0 | | |
| 11 Edgar Renteria, R OBP: 0.200, SLG: 0.200 76 J.J. Jurries, R OBP: 0.636, SLG: 0.875 (6, 3) | | | | | | | | | | 3 | 0 | 0 | 0 | 0 | 0 | 3 | | |
| Brian Jordan, R OBP: 0.333, SLG: 0.333 49 Macay McBride, L 64 Cesar Crespo, S (7, 5) | | | | | | | | | | 3 | 1 | 1 | 0 | 0 | 0 | 1 | | |
| 57 Michael Ryan, L OBP: 0.364, SLG: 0.222 (6, 8) | | | | | | | | | | 4 | 0 | 1 | 2 | 1 | 0 | 2 | | |
| 58 David Kelton, R OBP: 0.250, SLG: 0.250 (1, 7) | | | | | | | | | | 4 | 0 | 0 | 0 | 0 | 0 | 4 | | |
| Todd Pratt, R OBP: 0.500, SLG: 0.714 66 Jarrod Saltalamacchia, S OBP: 0.200, SLG: 0.400 (6, 2) | | | | | | | | | | 1 | 0 | 0 | 0 | 1 | 0 | 0 | | |
| Wilson Betemit, S OBP: 0.400, SLG: 0.600 50 Anthony Lerew, L 67 Jonathan Schuerholz, R OBP: 0.429, SLG: 0.833 (8, 4) | | | | | | | | | | 3 | 0 | 1 | 0 | 0 | 0 | 0 | | |
| 24 Martin Prado, R OBP: 0.154, SLG: 0.231 Brian O'Connor, L 8 Brayan Peña, S Rudy Quinonez, R (9, 1) | | | | | | | | | | 3 | 0 | 0 | 0 | 0 | 0 | 2 | | |
| Horacio Ramirez, L 40 Lance Cormier, R Luis Hernandez, S OBP: 0.500, SLG: 0.250 (6, 6) | | | | | | | | | | 1 | 0 | 0 | 0 | 0 | 0 | 0 | | |
| Inning Stats | R: 1 E: 1 K: 0 S: 5 | H: 2 LOB: 1 BB: 0 P: 5 | R: 0 E: 0 K: 0 S: 3 | H: 0 LOB: 0 BB: 0 P: 3 | R: 0 E: 0 K: 0 S: 4 | H: 1 LOB: 2 BB: 1 P: 8 | R: 0 E: 0 K: 1 S: 6 | H: 1 LOB: 3 BB: 2 P: 13 | R: 0 E: 0 K: 1 S: 7 | H: 2 LOB: 0 BB: 0 P: 7 | R: 0 E: 0 K: 0 S: 3 | H: 0 LOB: 0 BB: 0 P: 3 | R: 0 E: 0 K: 0 S: 3 | H: 0 LOB: 0 BB: 0 P: 3 | 1B: 7 2B: 0 3B: 0 HR: 0 | SF: 0 SAC: 0 DP: 1 HBP: 1 | WP: 0 PB: 0 SB: 0 CS: 0 | PA: 40 |
| PITCHER | IP WLS BF H R ER SO BB IBB HBP BLK WP HR S P ERA WHIP | | | | | | | | | | | | | | | | | |
| 29 Nate Robertson, L Preston Larrison, R ERA: | 3.0 W 12 2 0 0 1 2 0 0 0 0 0 0 10 18 0.00 2.000 | | | | | | | | | | | | | | | | | |
| 44 Bobby Seay, L ERA: | 2.0 H 10 1 1 0 0 2 0 0 0 0 0 0 8 16 0.00 1.500 | | | | | | | | | | | | | | | | | |
| 68 Hector Mercado, L ERA: 12.0 | 1.0 5 2 0 0 1 0 0 0 0 0 0 0 7 7 0.00 2.000 | | | | | | | | | | | | | | | | | |
| 66 Tim Crabtree, R ERA: 9.0 | 1.0 3 0 0 0 0 0 0 0 0 0 0 0 3 3 0.00 0.000 | | | | | | | | | | | | | | | | | |

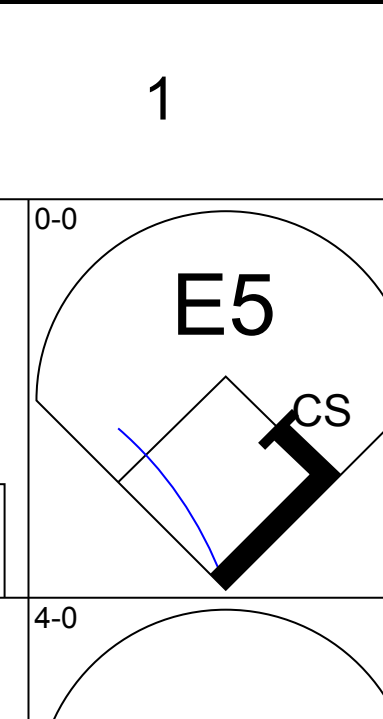
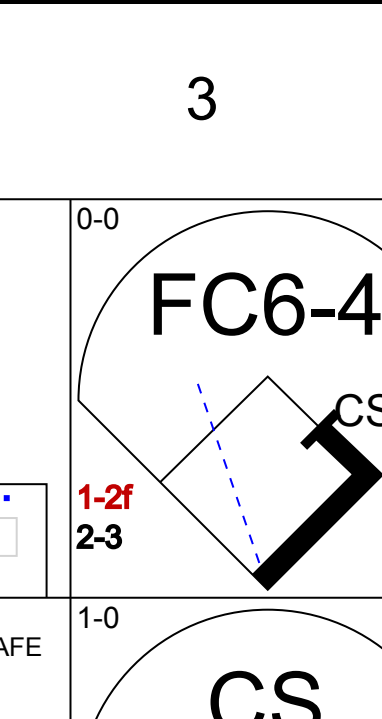
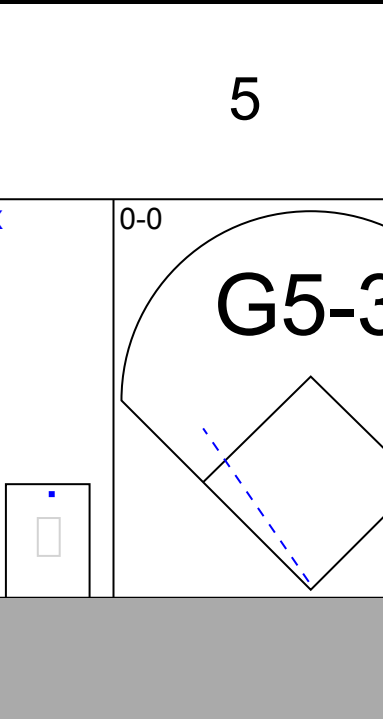
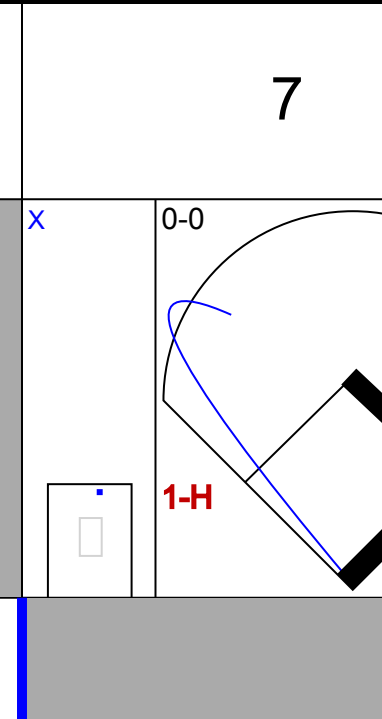
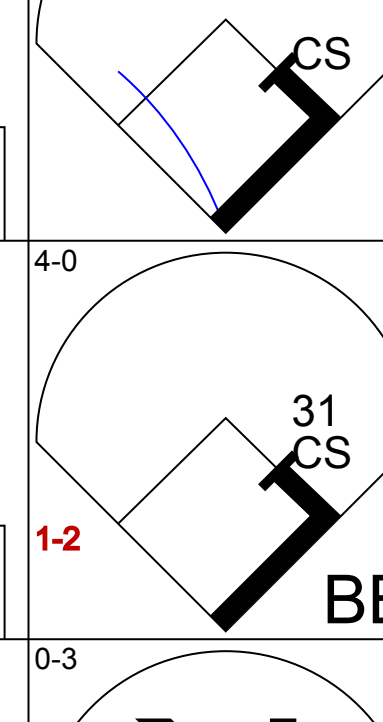
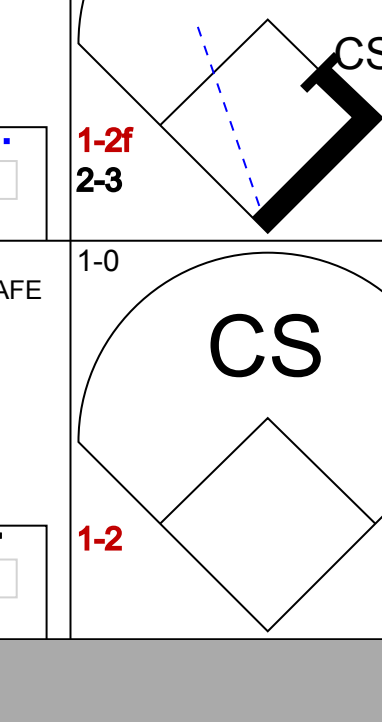
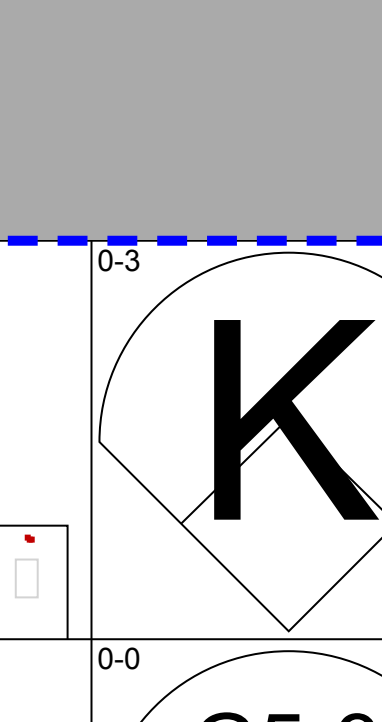
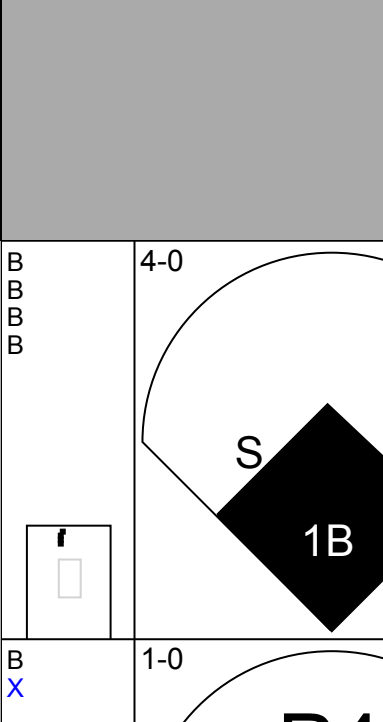
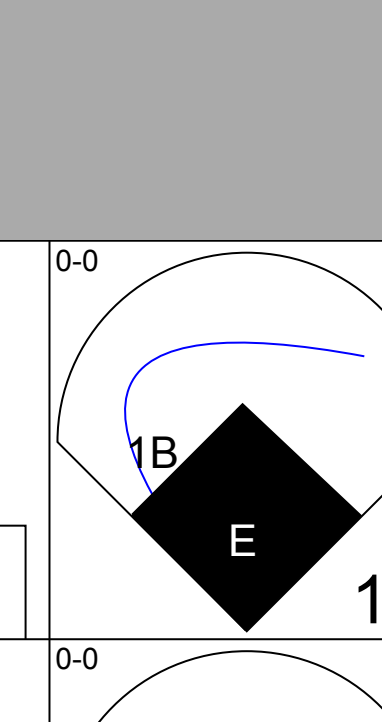

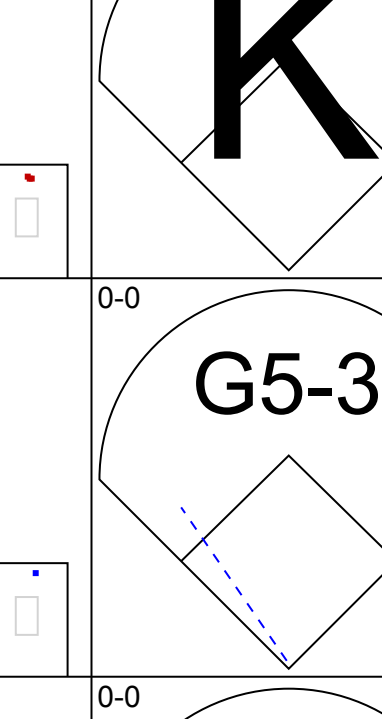
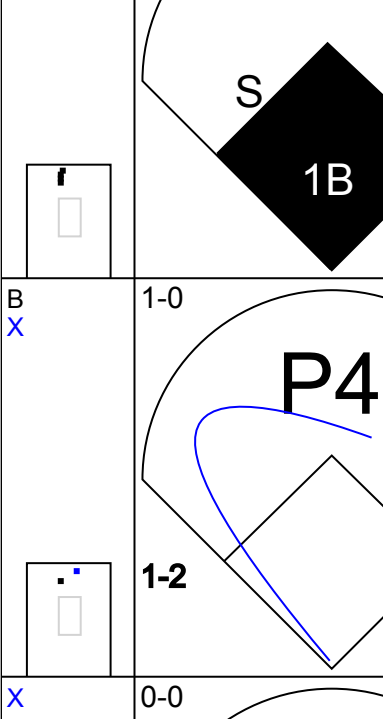
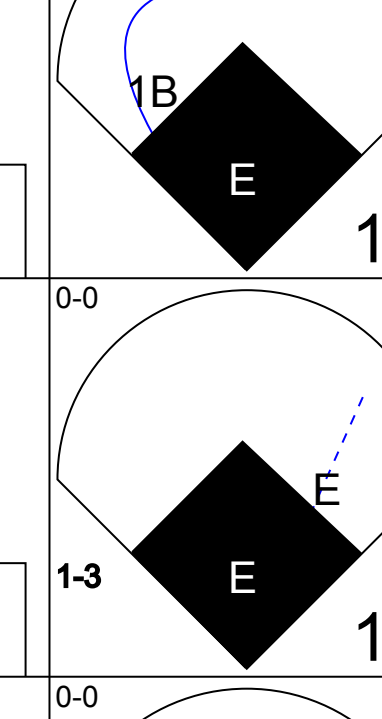
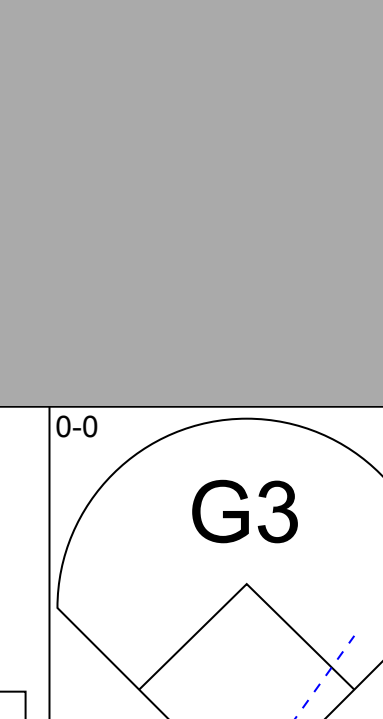
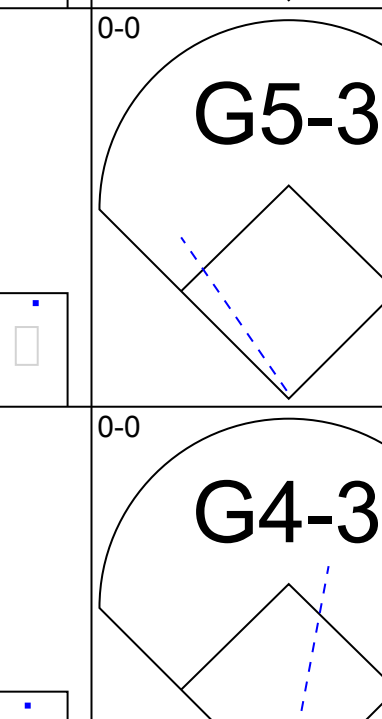
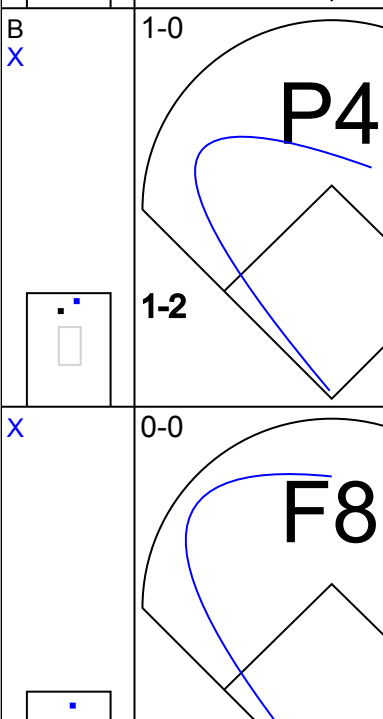
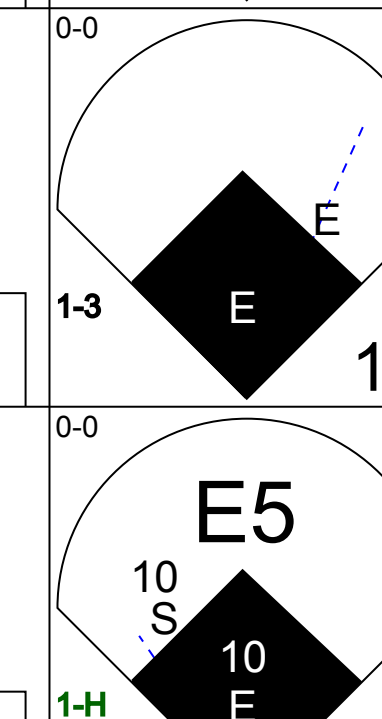

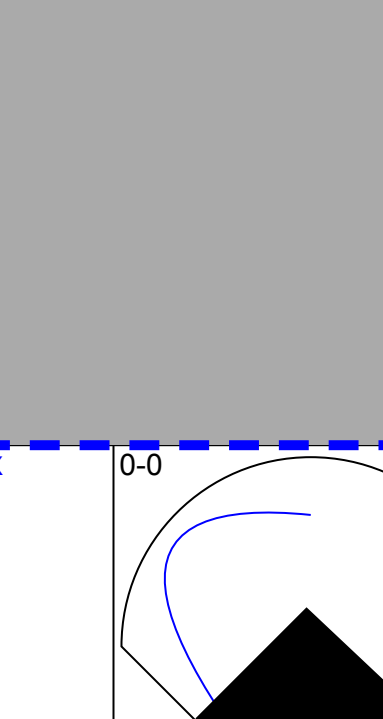
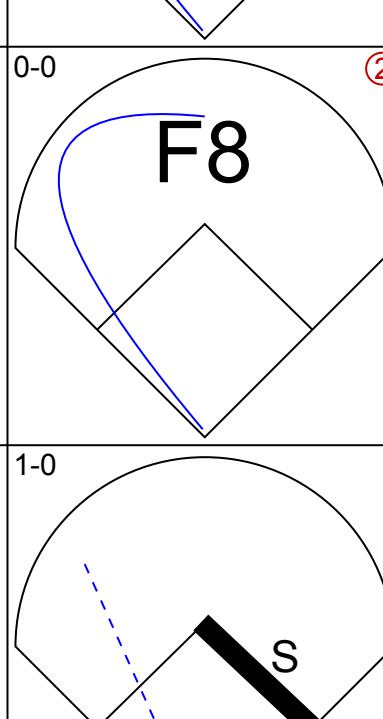
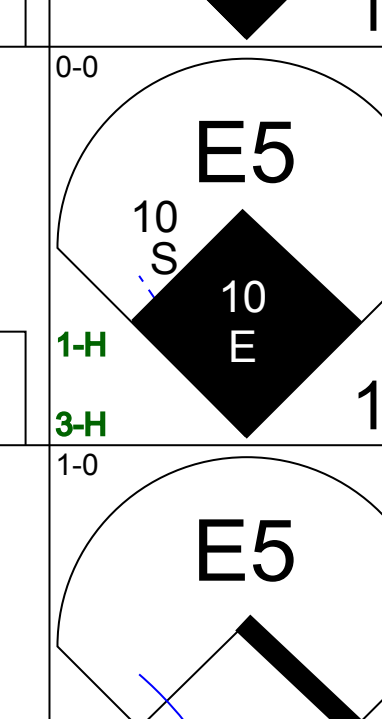

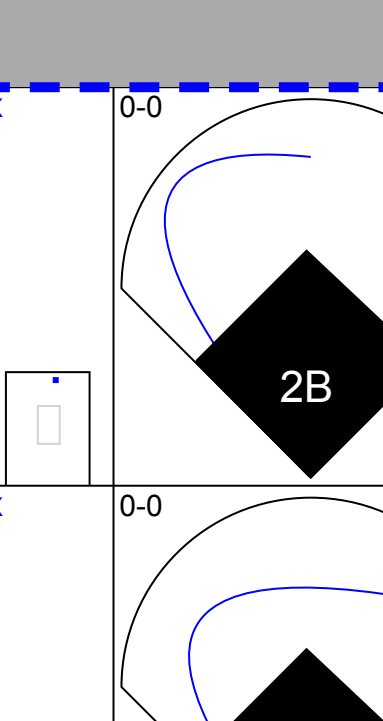
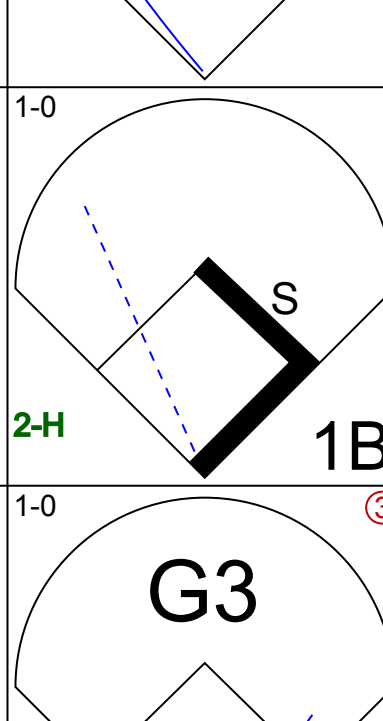
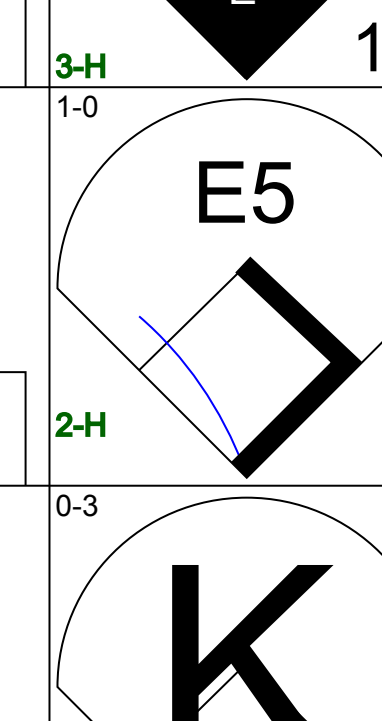
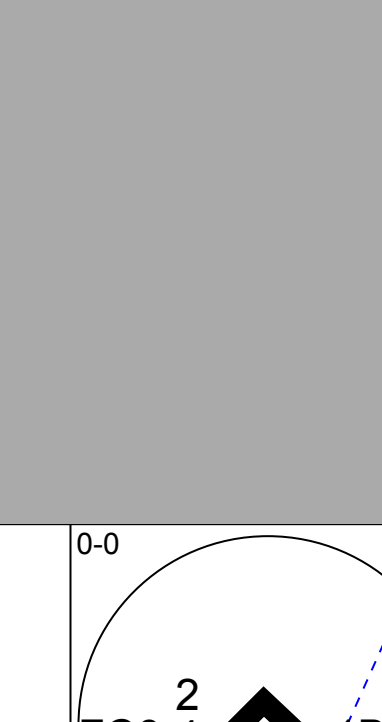
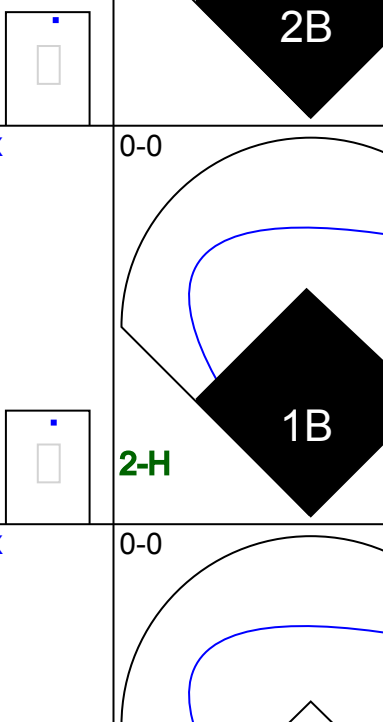
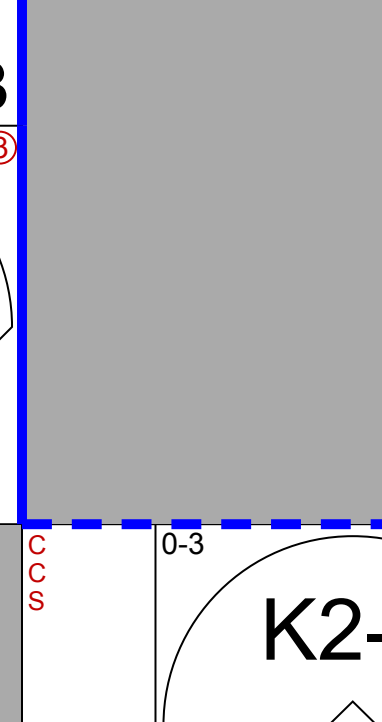
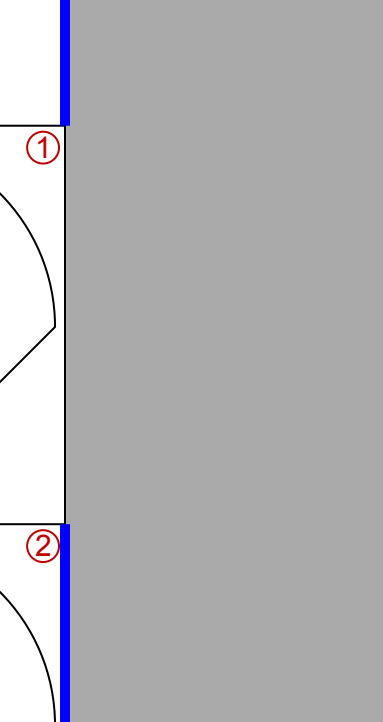
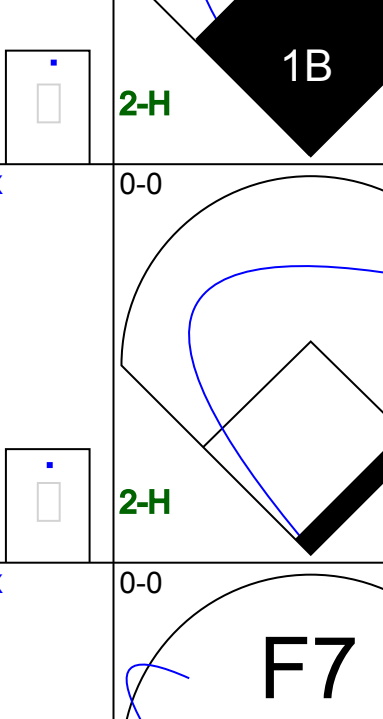
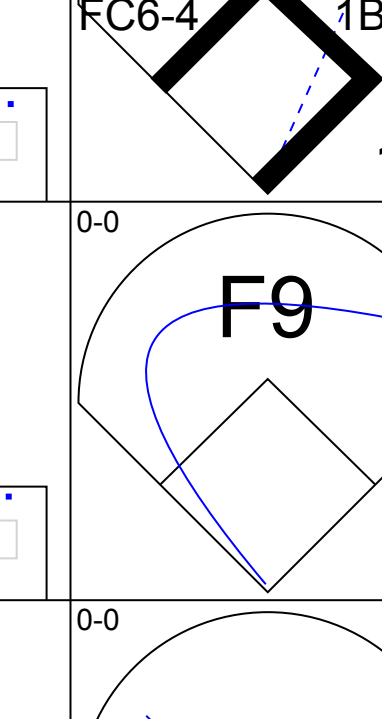
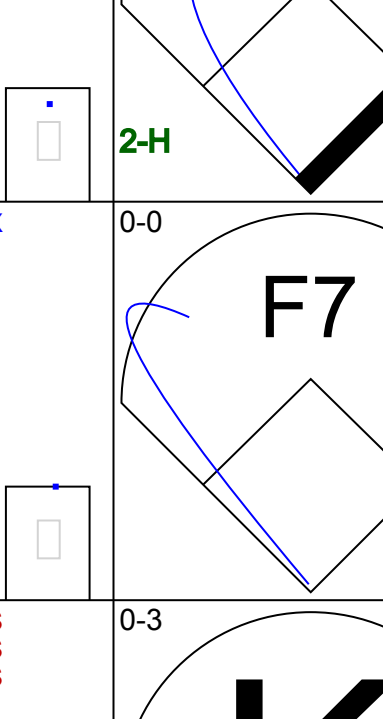
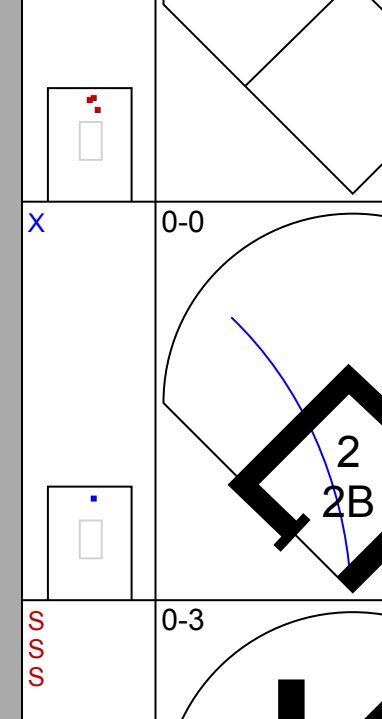
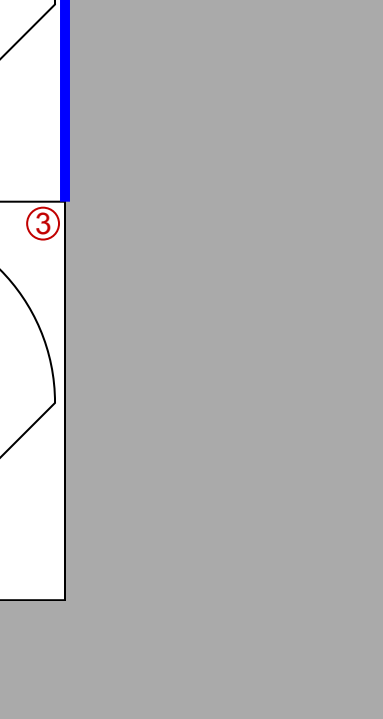
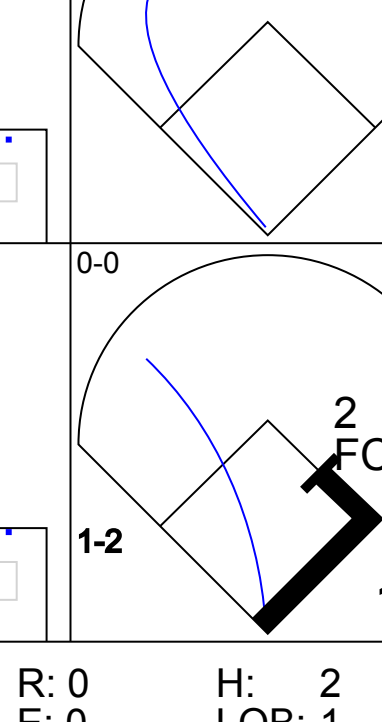
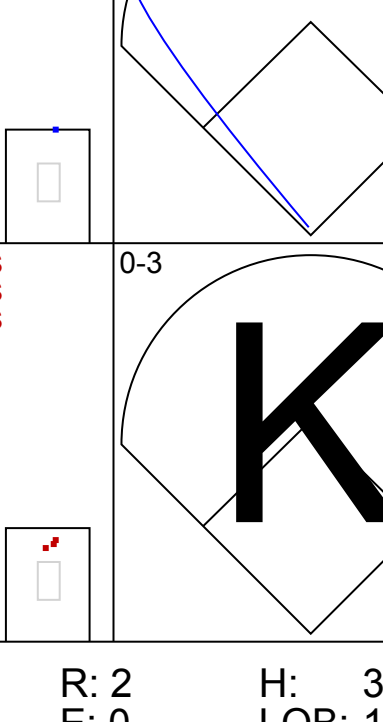
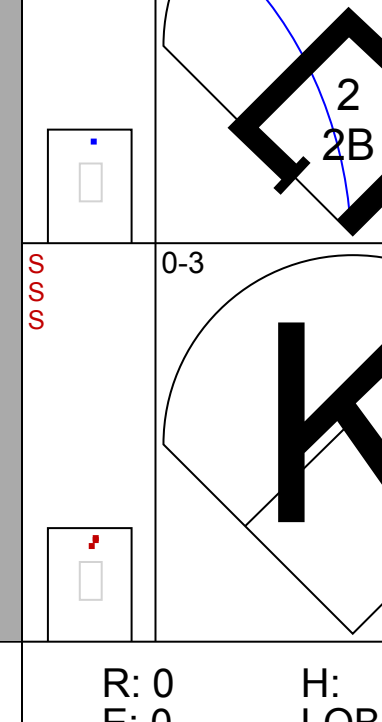
Detroit Tigers @ Atlanta Braves
Cracker Jack Stadium, Lake Buena Vista, FL
Mon Mar 06 2006, 1:05 PM EST
Att: 7,213 - Sunny - 86 F

AB 35
R 2
H 7
RBI 2
BB 4
SO 2
LOB 18



| Batter | 1 | 2 | 3 | 4 | 5 | 6 | 7 | 8 | 9 | AB | R | H | RBI | BB | SO | LOB | TOP | | | | | | | |
|---|---|---|---|---|---|---|---|---|---|---|---|---|---|---|---|---|---|---|---|---|---|---|---|---|
| 64 Cesar Crespo, S (1, 7) OBP: 0.500, SLG: 0.500 | | | | | | | | | | 3 | 0 | 0 | 0 | 1 | 1 | 1 | Atlanta Braves @ Pittsburgh Pirates McKechnie Field, Bradenton, FL Tue Mar 07 2006, 1:05 PM EST Att: 5,371 - Sunny - 71 F | | | | | | | |
| 76 Onil Joseph, S (7, 7) OBP: 0.500, SLG: 0.500 | | | | | | | | | | 1 | 0 | 0 | 0 | 0 | 1 | 0 | | | | | | | | |
| Ryan Langerhans, L (1, 8) OBP: 0.500, SLG: 0.500 | | | | | | | | | | 2 | 1 | 1 | 1 | 0 | 0 | 0 | | | | | | | | |
| 90 Brandon Jones, L (4, 8) OBP: 0.333, SLG: 0.833 | | | | | | | | | | 2 | 1 | 1 | 0 | 0 | 0 | 0 | | | | | | | | |
| 16 Brian McCann, L (1, 2) OBP: 0.500, SLG: 0.500 | | | | | | | | | | 3 | 1 | 1 | 0 | 0 | 2 | 2 | | | | | | | | |
| 54 Brad Baker, R (4, 1) OBP: 0.500, SLG: 0.500 | | | | | | | | | | 0 | 0 | 0 | 0 | 0 | 0 | 0 | | | | | | | | |
| John Foster, L (6, 1) OBP: 0.500, SLG: 0.500 | | | | | | | | | | 0 | 0 | 0 | 0 | 0 | 0 | 0 | | | | | | | | |
| 66 Jason Salasnaschia, S (7, 7) OBP: 0.500, SLG: 0.500 | | | | | | | | | | 1 | 0 | 0 | 0 | 1 | 0 | 0 | | | | | | | | |
| Travis Smith, R (7, 5) OBP: 0.500, SLG: 0.500 | | | | | | | | | | 0 | 0 | 0 | 0 | 0 | 0 | 0 | | | | | | | | |
| Todd Pratt, R (6, 7) OBP: 0.444, SLG: 0.625 | | | | | | | | | | 1 | 0 | 0 | 0 | 0 | 0 | 0 | | | | | | | | |
| 76 J.J. Jurries, R (1, 3) OBP: 0.667, SLG: 0.800 | | | | | | | | | | 2 | 0 | 1 | 1 | 1 | 1 | 0 | | | | | | | | |
| Wilson Betemit, S (1, 5) OBP: 0.444, SLG: 0.667 | | | | | | | | | | 3 | 0 | 2 | 1 | 0 | 1 | 1 | | | | | | | | |
| 24 Martin Prado, R (5, 5) OBP: 0.214, SLG: 0.231 | | | | | | | | | | 0 | 1 | 0 | 0 | 1 | 0 | 0 | | | | | | | | |
| 58 David Kelton, R (1, 9) OBP: 0.250, SLG: 0.333 | | | | | | | | | | 4 | 0 | 1 | 0 | 0 | 2 | 5 | | | | | | | | |
| Grégor Blanco, L (8, 9) | | | | | | | | | | 0 | 0 | 0 | 0 | 0 | 0 | 0 | | | | | | | | |
| Tony Pena Jr., R (1, 6) OBP: 0.333, SLG: 0.455 | | | | | | | | | | 4 | 0 | 1 | 1 | 0 | 0 | 3 | | | | | | | | |
| 67 Jonathan Schuerholz, R (1, 4) OBP: 0.273, SLG: 0.500 | | | | | | | | | | 4 | 1 | 0 | 0 | 0 | 1 | 2 | | | | | | | | |
| 36 Chuck James, L (1, 1) OBP: 1.000, SLG: 1.000 | | | | | | | | | | 1 | 0 | 1 | 0 | 0 | 0 | 0 | | | | | | | | |
| Mike Remlinger, L (3, 1) | | | | | | | | | | 0 | 0 | 0 | 0 | 0 | 0 | 0 | | | | | | | | |
| 57 Michael Ryan, L (4, PH) OBP: 0.333, SLG: 0.200 | | | | | | | | | | 1 | 0 | 0 | 0 | 0 | 1 | 1 | | | | | | | | |
| 8 Brayán Peña, S (4, 2) OBP: 0.286, SLG: 0.286 | | | | | | | | | | 2 | 0 | 0 | 0 | 0 | 0 | 1 | | | | | | | | |
| Inning Stats | R: 1 E: 0 K: 2 S: 9 | H: 2 LOB: 2 BB: 1 P: 13 | R: 0 E: 0 K: 0 S: 4 | H: 2 LOB: 1 BB: 0 P: 4 | R: 1 E: 0 K: 2 S: 10 | H: 3 LOB: 2 BB: 0 P: 10 | R: 1 E: 1 K: 2 S: 8 | H: 0 LOB: 1 BB: 1 P: 13 | R: 0 E: 0 K: 1 S: 4 | H: 0 LOB: 0 BB: 0 P: 5 | R: 0 E: 0 K: 0 S: 3 | H: 0 LOB: 0 BB: 0 P: 3 | R: 1 E: 0 K: 1 S: 6 | H: 1 LOB: 0 BB: 0 P: 6 | R: 1 E: 0 K: 1 S: 6 | H: 1 LOB: 1 BB: 0 P: 10 | R: 0 E: 0 K: 1 S: 5 | H: 0 LOB: 0 BB: 0 P: 5 | 1B: 5 2B: 3 3B: 1 HR: 0 | SF: 1 SAC: 0 DP: 2 HBP: 1 | WP: 0 PB: 0 SB: 1 CS: 0 | PA: 39 | | |
| PITCHER | IP WLS BF H R ER SO BB IBB HBP BLK WP HR S P ERA WHIP | IP WLS BF H R ER SO BB IBB HBP BLK WP HR S P ERA WHIP | IP WLS BF H R ER SO BB IBB HBP BLK WP HR S P ERA WHIP | IP WLS BF H R ER SO BB IBB HBP BLK WP HR S P ERA WHIP | IP WLS BF H R ER SO BB IBB HBP BLK WP HR S P ERA WHIP | IP WLS BF H R ER SO BB IBB HBP BLK WP HR S P ERA WHIP | IP WLS BF H R ER SO BB IBB HBP BLK WP HR S P ERA WHIP | IP WLS BF H R ER SO BB IBB HBP BLK WP HR S P ERA WHIP | IP WLS BF H R ER SO BB IBB HBP BLK WP HR S P ERA WHIP | IP WLS BF H R ER SO BB IBB HBP BLK WP HR S P ERA WHIP | IP WLS BF H R ER SO BB IBB HBP BLK WP HR S P ERA WHIP | IP WLS BF H R ER SO BB IBB HBP BLK WP HR S P ERA WHIP | IP WLS BF H R ER SO BB IBB HBP BLK WP HR S P ERA WHIP | IP WLS BF H R ER SO BB IBB HBP BLK WP HR S P ERA WHIP | IP WLS BF H R ER SO BB IBB HBP BLK WP HR S P ERA WHIP | IP WLS BF H R ER SO BB IBB HBP BLK WP HR S P ERA WHIP | IP WLS BF H R ER SO BB IBB HBP BLK WP HR S P ERA WHIP | IP WLS BF H R ER SO BB IBB HBP BLK WP HR S P ERA WHIP | IP WLS BF H R ER SO BB IBB HBP BLK WP HR S P ERA WHIP | IP WLS BF H R ER SO BB IBB HBP BLK WP HR S P ERA WHIP | IP WLS BF H R ER SO BB IBB HBP BLK WP HR S P ERA WHIP | IP WLS BF H R ER SO BB IBB HBP BLK WP HR S P ERA WHIP | IP WLS BF H R ER SO BB IBB HBP BLK WP HR S P ERA WHIP | IP WLS BF H R ER SO BB IBB HBP BLK WP HR S P ERA WHIP |
| 57 Zach Duke, L (1, 1) ERA: 5.4 | 3.0 | 16 | 7 | 2 | 2 | 4 | 1 | 0 | 0 | 0 | 0 | 0 | 0 | 23 | 27 | 6.00 | 2.667 | | | | | | | |
| 56 Britt Reames, R (4, 1) ERA: 13.5 | 3.0 | W | 11 | 0 | 1 | 0 | 3 | 1 | 0 | 1 | 0 | 0 | 0 | 15 | 21 | 0.00 | 0.333 | | | | | | | |
| 34 John Grabow, L (7, 1) ERA: 13.5 | 1.0 | | 4 | 1 | 1 | 1 | 1 | 0 | 0 | 0 | 0 | 0 | 0 | 6 | 6 | 9.00 | 1.000 | | | | | | | |
| Michael Gonzalez, L (8, 1) ERA: 4.5 | 1.0 | | 5 | 1 | 1 | 1 | 1 | 1 | 0 | 0 | 0 | 0 | 0 | 6 | 10 | 9.00 | 2.000 | | | | | | | |
| 73 Ron Chiavacci, R (9, 1) ERA: 4.5 | 1.0 | | 3 | 0 | 0 | 0 | 1 | 0 | 0 | 0 | 0 | 0 | 0 | 5 | 5 | 0.00 | 0.000 | | | | | | | |
| Batter | 1 | 2 | 3 | 4 | 5 | 6 | 7 | 8 | 9 | AB | R | H | RBI | BB | SO | LOB | BOTTOM | | | | | | | |
| 10 Rajai Davis, R (1, 8) OBP: 0.200, SLG: 0.286 | | | | | | | | | | 5 | 1 | 1 | 0 | 0 | 1 | 1 | Atlanta Braves @ Pittsburgh Pirates McKechnie Field, Bradenton, FL Tue Mar 07 2006, 1:05 PM EST Att: 5,371 - Sunny - 71 F | | | | | | | |
| 3 Javier Guzman, S (1, 6) OBP: 0.500, SLG: 0.500 | | | | | | | | | | 4 | 0 | 0 | 0 | 0 | 1 | 2 | | | | | | | | |
| 34 John Grabow, L (7, 1) OBP: 0.500, SLG: 0.500 | | | | | | | | | | 0 | 0 | 0 | 0 | 0 | 0 | 0 | | | | | | | | |
| Michael Gonzalez, R (8, 1) OBP: 0.500, SLG: 0.500 | | | | | | | | | | 0 | 0 | 0 | 0 | 0 | 0 | 0 | | | | | | | | |
| 73 Ron Chiavacci, R (9, 1) OBP: 0.500, SLG: 0.500 | | | | | | | | | | 0 | 0 | 0 | 0 | 0 | 0 | 0 | | | | | | | | |
| 12 Freddy Sanchez, R (1, 4) OBP: 0.250, SLG: 0.333 | | | | | | | | | | 2 | 0 | 0 | 1 | 0 | 0 | 1 | | | | | | | | |
| Craig Stansberry, R (6, 4) OBP: 0.600, SLG: 1.250 | | | | | | | | | | 1 | 0 | 0 | 0 | 0 | 1 | 0 | | | | | | | | |
| Craig Wilson, R (1, 9) OBP: 0.286, SLG: 0.571 | | | | | | | | | | 3 | 2 | 2 | 0 | 0 | 1 | 0 | | | | | | | | |
| 53 Mike Edwards, R (6, 7) OBP: 0.417, SLG: 0.250 | | | | | | | | | | 1 | 0 | 0 | 0 | 0 | 0 | 0 | | | | | | | | |
| Joe Randa, R (1, 5) OBP: 0.429, SLG: 0.714 | | | | | | | | | | 2 | 2 | 2 | 1 | 0 | 0 | 0 | | | | | | | | |
| 19 José Bautista, R (5, PH) OBP: 0.500, SLG: 0.917 | | | | | | | | | | 2 | 1 | 2 | 2 | 0 | 0 | 0 | | | | | | | | |
| Brad Eldred, R (1, 3) OBP: 0.286, SLG: 0.667 | | | | | | | | | | 4 | 1 | 1 | 2 | 0 | 0 | 2 | | | | | | | | |
| 65 Ray Sadler, R (1, 7) OBP: 0.583, SLG: 0.909 | | | | | | | | | | 3 | 1 | 2 | 1 | 0 | 0 | 0 | | | | | | | | |
| 13 J.J. Furmaniak, R (7, 6) OBP: 0.500, SLG: 0.500 | | | | | | | | | | 1 | 0 | 0 | 0 | 0 | 0 | 1 | | | | | | | | |
| 78 Carlos Maldonado, R (1, 2) OBP: 0.250, SLG: 1.000 | | | | | | | | | | 2 | 0 | 0 | 0 | 0 | 0 | 1 | | | | | | | | |
| 66 Paul Chiareffo, R (6, 2) OBP: 0.600, SLG: 1.000 | | | | | | | | | | 2 | 1 | 1 | 1 | 0 | 0 | 0 | | | | | | | | |
| 57 Zach Duke, L (1, 1) ERA: 5.4 | | | | | | | | | | 0 | 0 | 0 | 0 | 0 | 0 | 0 | | | | | | | | |
| 64 Jason Alfaró, R (3, PH) OBP: 0.750, SLG: 0.500 | | | | | | | | | | 0 | 0 | 0 | 0 | 1 | 0 | 0 | | | | | | | | |
| 56 Britt Reames, R (4, 1) ERA: 16.2 | | | | | | | | | | 1 | 0 | 0 | 0 | 0 | 0 | 0 | | | | | | | | |
| 13 Nate McLouth, L (6, PH) OBP: 0.455, SLG: 0.778 | | | | | | | | | | 2 | 1 | 1 | 2 | 0 | 0 | 0 | | | | | | | | |
| Inning Stats | R: 0 E: 0 K: 1 S: 5 | H: 0 LOB: 0 BB: 0 P: 5 | R: 1 E: 0 K: 1 S: 7 | H: 2 LOB: 1 BB: 0 P: 7 | R: 0 E: 0 K: 0 S: 3 | H: 0 LOB: 1 BB: 1 P: 7 | R: 3 E: 0 K: 0 S: 6 | H: 3 LOB: 0 BB: 0 P: 6 | R: 3 E: 1 K: 2 S: 11 | H: 3 LOB: 0 BB: 0 P: 11 | R: 0 E: 0 K: 0 S: 4 | H: 1 LOB: 1 BB: 0 P: 4 | R: 0 E: 0 K: 0 S: 3 | H: 0 LOB: 0 BB: 0 P: 3 | R: 0 E: 0 K: 0 S: 3 | H: 0 LOB: 0 BB: 0 P: 3 | 1B: 3 2B: 6 3B: 0 HR: 3 | SF: 1 SAC: 0 DP: 0 HBP: 0 | WP: 0 PB: 0 SB: 0 CS: 0 | PA: 37 | | | | |
| PITCHER | IP WLS BF H R ER SO BB IBB HBP BLK WP HR S P ERA WHIP | IP WLS BF H R ER SO BB IBB HBP BLK WP HR S P ERA WHIP | IP WLS BF H R ER SO BB IBB HBP BLK WP HR S P ERA WHIP | IP WLS BF H R ER SO BB IBB HBP BLK WP HR S P ERA WHIP | IP WLS BF H R ER SO BB IBB HBP BLK WP HR S P ERA WHIP | IP WLS BF H R ER SO BB IBB HBP BLK WP HR S P ERA WHIP | IP WLS BF H R ER SO BB IBB HBP BLK WP HR S P ERA WHIP | IP WLS BF H R ER SO BB IBB HBP BLK WP HR S P ERA WHIP | IP WLS BF H R ER SO BB IBB HBP BLK WP HR S P ERA WHIP | IP WLS BF H R ER SO BB IBB HBP BLK WP HR S P ERA WHIP | IP WLS BF H R ER SO BB IBB HBP BLK WP HR S P ERA WHIP | IP WLS BF H R ER SO BB IBB HBP BLK WP HR S P ERA WHIP | IP WLS BF H R ER SO BB IBB HBP BLK WP HR S P ERA WHIP | IP WLS BF H R ER SO BB IBB HBP BLK WP HR S P ERA WHIP | IP WLS BF H R ER SO BB IBB HBP BLK WP HR S P ERA WHIP | IP WLS BF H R ER SO BB IBB HBP BLK WP HR S P ERA WHIP | IP WLS BF H R ER SO BB IBB HBP BLK WP HR S P ERA WHIP | IP WLS BF H R ER SO BB IBB HBP BLK WP HR S P ERA WHIP | IP WLS BF H R ER SO BB IBB HBP BLK WP HR S P ERA WHIP | IP WLS BF H R ER SO BB IBB HBP BLK WP HR S P ERA WHIP | IP WLS BF H R ER SO BB IBB HBP BLK WP HR S P ERA WHIP | IP WLS BF H R ER SO BB IBB HBP BLK WP HR S P ERA WHIP | IP WLS BF H R ER SO BB IBB HBP BLK WP HR S P ERA WHIP | IP WLS BF H R ER SO BB IBB HBP BLK WP HR S P ERA WHIP |
| 36 Chuck James, L (1, 1) ERA: 2.7 | 2.0 | | 8 | 2 | 0 | 0 | 0 | 0 | 0 | 0 | 0 | 0 | 0 | 12 | 12 | 4.50 | 1.000 | | | | | | | |
| Mike Remlinger, L (3, 1) ERA: 16.2 | 1.0 | | 4 | 0 | 0 | 0 | 0 | 1 | 0 | 0 | 0 | 0 | 0 | 3 | 7 | 0.00 | 1.000 | | | | | | | |
| 54 Brad Baker, R (4, 1) ERA: 16.2 | 2.0 | L | 12 | 6 | 6 | 6 | 0 | 0 | 0 | 0 | 0 | 0 | 2 | 12 | 12 | 27.00 | 3.000 | | | | | | | |
| John Foster, L (6, 1) ERA: 13.5 | 1.0 | | 6 | 3 | 3 | 3 | 2 | 0 | 0 | 0 | 0 | 0 | 1 | 11 | 11 | 27.00 | 3.000 | | | | | | | |
| Travis Smith, R (7, 1) ERA: 6.75 | 2.0 | | 7 | 1 | 0 | 0 | 0 | 0 | 0 | 0 | 0 | 0 | 0 | 7 | 7 | 0.00 | 0.500 | | | | | | | |

| Batter | 1 | 2 | 3 | 4 | 5 | 6 | 7 | 8 | 9 | AB | R | H | RBI | BB | SO | LOB | TOP | | | | | |
|---|---|--|---|--|--|--|---|---|---|----------------------------------|------------------------------|---------------------------------|------------------------------|---------------------------------|------------------------------|---------------------------------|---|------------------------------|---------------------------------|----------------------------------|------------------------------------|-------------------------|
| 64 Cesar Crespo, S (1.4) |  | |  | |  | |  | |  | 5 | 0 | 0 | 1 | 0 | 1 | 3 | Atlanta Braves @ Tampa Bay Devil Rays Home of Al Lang Field, St. Petersburg, FL Thu Mar 09 2006, 1:05 PM EST Att: 3,382 - Cloudy - 76 F | | | | | |
| Yunel Escobar, R OBP: 0.697, SLG: 1.000 (1.6) |  | |  | |  | |  | |  | 4 | 0 | 2 | 0 | 1 | 0 | 1 | | | | | | |
| 23 Matt Diaz, R OBP: 0.400, SLG: 0.867 (1.7) |  | |  | |  | | | | | 4 | 1 | 2 | 2 | 0 | 0 | 3 | | | | | | |
| 16 Brian McCann, L OBP: 0.111, SLG: 0.111 8 Brayán Peña, S OBP: 0.250, SLG: 0.250 (1.2) |  | |  | |  | | | |  | 3 | 0 | 0 | 0 | 0 | 0 | 5 | | | | | | |
| 66 Jarrod Saltalamacchia, S OBP: 0.150, SLG: 0.300 (1.10) | |  | |  | |  | |  | | 4 | 0 | 0 | 0 | 0 | 2 | 0 | | | | | | |
| 58 David Kelton, R OBP: 0.250, SLG: 0.313 (8.3) | |  | |  | |  | |  | | 4 | 0 | 1 | 0 | 0 | 2 | 0 | | | | | | |
| 57 Michael Ryan, L OBP: 0.400, SLG: 0.588 (1.8) | |  | |  | | |  | |  | 4 | 1 | 2 | 0 | 0 | 0 | 1 | | | | | | |
| 76 J.J. Jurries, R OBP: 0.579, SLG: 0.857 Gregor Blanco, L (8.9) | |  | | |  |  | | |  | 3 | 0 | 0 | 0 | 0 | 0 | 2 | | | | | | |
| 67 Jonathan Schuerholz, R OBP: 0.438, SLG: 0.769 (1.5) | | |  | |  | |  | |  | 2 | 1 | 1 | 0 | 2 | 0 | 0 | | | | | | |
| Inning Stats | R: 0 E: 0 K: 1 S: 6 | H: 1 LOB: 1 BB: 0 P: 6 | R: 0 E: 0 K: 1 S: 6 | H: 1 LOB: 1 BB: 0 P: 6 | R: 0 E: 0 K: 0 S: 3 | H: 0 LOB: 2 BB: 2 P: 11 | R: 0 E: 0 K: 1 S: 5 | H: 0 LOB: 0 BB: 0 P: 5 | R: 1 E: 0 K: 0 S: 5 | H: 2 LOB: 2 BB: 1 P: 10 | R: 0 E: 0 K: 1 S: 6 | H: 1 LOB: 1 BB: 0 P: 6 | R: 0 E: 0 K: 0 S: 3 | H: 0 LOB: 0 BB: 0 P: 3 | R: 1 E: 0 K: 1 S: 6 | H: 1 LOB: 1 BB: 0 P: 6 | | R: 1 E: 0 K: 1 S: 7 | H: 2 LOB: 1 BB: 0 P: 7 | 1B: 4 2B: 3 3B: 0 HR: 1 | SF: 0 SAC: 0 DP: 0 HBP: 0 | WP: 0 PB: 0 CS: 0 |
| PITCHER | IP WLS BF H R ER SO BB IBB HBP BLK WP HR S P ERA WHIP | | | | | | | | | | | | | | | | | | | | | |
| 37 Seth McClung, R ERA: 1.8 (1.1) | 3.0 | 13 | 2 | 0 | 0 | 2 | 2 | 0 | 0 | 0 | 0 | 0 | 0 | 0 | 15 | 23 | 0.00 | 1.333 | | | | |
| 54 Chad Orvela, R ERA: 4.5 (4.1) | 1.0 | 3 | 0 | 0 | 0 | 1 | 0 | 0 | 0 | 0 | 0 | 0 | 0 | 5 | 5 | 0.00 | 0.000 | | | | | |
| Travis Harper, R ERA: 4.5 (5.1) | 2.0 | W 10 | 3 | 1 | 1 | 1 | 1 | 0 | 0 | 0 | 0 | 0 | 0 | 11 | 16 | 4.50 | 2.000 | | | | | |
| 33 James Shields, R ERA: 2.25 (7.1) | 2.0 | H 7 | 1 | 1 | 1 | 1 | 0 | 0 | 0 | 0 | 0 | 1 | 9 | 9 | 4.50 | 0.500 | | | | | | |
| Jesus Colome, R ERA: 6.75 (9.1) | 1.0 | 5 | 2 | 1 | 1 | 1 | 0 | 0 | 0 | 0 | 0 | 0 | 7 | 7 | 9.00 | 2.000 | | | | | | |

| Batter | 1 | 2 | 3 | 4 | 5 | 6 | 7 | 8 | 9 | AB | R | H | RBI | BB | SO | LOB | BOTTOM | | | |
|---|---|---|---|---|--|---|---|---|------------------------------|---------------------------------|------------------------------|----------------------------------|------------------------------|---------------------------------|-------------------------------|----------------------------------|---|------------------------------------|-------------------------|--------|
| Julio Lugo, R OBP: 0.333, SLG: 0.500 2 B.J. Upton, R OBP: 0.235, SLG: 0.353 (1.6) |  | |  | |  | |  | | | 1 | 0 | 0 | 0 | 0 | 0 | 0 | Atlanta Braves @ Tampa Bay Devil Rays Home of Al Lang Field, St. Petersburg, FL Thu Mar 09 2006, 1:05 PM EST Att: 3,382 - Cloudy - 76 F | | | |
| Joey Gathright, L OBP: 0.435, SLG: 0.316 67 Elijah Dukes, R OBP: 0.667, SLG: 0.875 (1.9) |  | |  |  | |  | |  | | 1 | 1 | 0 | 0 | 2 | 1 | 0 | | | | |
| 31 Jonny Gomes, R OBP: 0.400, SLG: 0.882 Russell Branyan, L OBP: 0.400, SLG: 0.600 (1.10) |  | | |  | |  | |  | | 3 | 0 | 0 | 0 | 0 | 1 | 2 | | | | |
| 13 Carl Crawford, L OBP: 0.111, SLG: 0.222 Delmon Young, R OBP: 0.313, SLG: 0.154 (1.7) | |  | |  | |  | |  | | 3 | 0 | 0 | 0 | 0 | 0 | 1 | | | | |
| Damon Hollins, R OBP: 0.476, SLG: 0.611 10 Luis Ordez, R OBP: 0.462, SLG: 0.615 1 Fernando Cortez, L OBP: 0.429, SLG: 0.200 (1.8) |  | | | |  |  | |  | | 3 | 1 | 2 | 1 | 0 | 1 | 0 | | | | |
| Travis Lee, L OBP: 0.294, SLG: 0.471 Kevin Witt, L (1.3) |  | | | |  |  | |  | | 3 | 1 | 1 | 1 | 0 | 0 | 1 | | | | |
| Toby Hall, R OBP: 0.444, SLG: 0.556 17 Kevin Cash, R OBP: 0.333, SLG: 0.200 (5. PR) | | |  | |  | |  |  | | 2 | 0 | 2 | 1 | 0 | 0 | 0 | | | | |
| 61 Ryan Christianson, R (9.2) | | | | |  | | | | | 0 | 0 | 0 | 0 | 0 | 0 | 0 | | | | |
| 24 Sean Burroughs, L OBP: 0.133, SLG: 0.071 14 Greg Norton, S OBP: 0.455, SLG: 0.667 (1.5) | | |  | |  | |  |  | | 3 | 0 | 1 | 0 | 0 | 0 | 2 | | | | |
| Nick Green, R OBP: 0.267, SLG: 0.533 (1.4) | | |  | |  | |  | | | 3 | 0 | 1 | 0 | 0 | 2 | 2 | | | | |
| Inning Stats | R: 0 E: 1 K: 1 S: 4 | H: 0 LOB: 0 BB: 1 P: 8 | R: 0 E: 0 K: 1 S: 5 | H: 0 LOB: 0 BB: 0 P: 5 | R: 0 E: 0 K: 0 S: 4 | H: 2 LOB: 1 BB: 0 P: 5 | R: 0 E: 0 K: 1 S: 5 | H: 0 LOB: 0 BB: 0 P: 5 | R: 2 E: 0 K: 1 S: 8 | H: 3 LOB: 1 BB: 0 P: 8 | R: 1 E: 0 K: 0 S: 4 | H: 1 LOB: 1 BB: 1 P: 11 | R: 0 E: 0 K: 2 S: 8 | H: 2 LOB: 2 BB: 0 P: 8 | R: 3 E: 2 K: 2 S: 11 | H: 3 LOB: 1 BB: 0 P: 12 | 1B: 8 2B: 3 3B: 0 HR: 0 | SF: 0 SAC: 0 DP: 0 HBP: 0 | WP: 0 PB: 0 CS: 3 | PA: 36 |
| PITCHER | IP WLS BF H R ER SO BB IBB HBP BLK WP HR S P ERA WHIP | | | | | | | | | | | | | | | | | | | |
| 15 Tim Hudson, R ERA: 1.8 (1.1) | 3.0 | 10 | 2 | 0 | 0 | 2 | 1 | 0 | 0 | 0 | 0 | 0 | 0 | 13 | 18 | 0.00 | 1.000 | | | |
| 40 Lance Cormier, R ERA: 13.5 (4.1) | 1.0 | 3 | 0 | 0 | 0 | 1 | 0 | 0 | 0 | 0 | 0 | 0 | 5 | 5 | 0.00 | 0.000 | | | | |
| 71 Sean White, R ERA: 13.5 (5.1) | 2.0 | L 11 | 4 | 3 | 3 | 1 | 1 | 0 | 0 | 0 | 0 | 0 | 12 | 19 | 13.50 | 2.500 | | | | |
| 34 Joey Devine, R ERA: 13.5 (7.1) | 2.0 | 11 | 5 | 3 | 0 | 4 | 0 | 0 | 0 | 0 | 0 | 0 | 19 | 20 | 0.00 | 2.500 | | | | |

| Batter | 1 | 2 | 3 | 4 | 5 | 6 | 7 | 8 | 9 | AB | R | H | RBI | BB | SO | LOB | TOP | | | | | | | | | | |
|--|-------------------------------|----------------------------------|------------------------------|----------------------------------|------------------------------|---------------------------------|------------------------------|---------------------------------|------------------------------|---------------------------------|------------------------------|---------------------------------|------------------------------|---------------------------------|------------------------------|---------------------------------|----------------------------------|------------------------------------|-----------------|--|--|--|--|--|--|--|--|
| 1 Anderson Hernandez, S OBP: 0.320, SLG: 0.292 Corey Ragsdale, R OBP: 0.500, SLG: 0.333 | F7 | | G4-3 | F7 | | | L6 | | SF8 44 1B | 2 | 0 | 0 | 0 | 0 | 0 | 0 | | | | | | | | | | | |
| Jeff Keppinger, R OBP: 0.313, SLG: 0.500 | G1-3 | | L4 | | K | | K | | F8 | 5 | 0 | 0 | 0 | 0 | 2 | 1 | | | | | | | | | | | |
| 44 Lastings Milledge, R OBP: 0.340, SLG: 0.364 | 1B | | P3 | | F8 | | | 63 1B 3B | 1B | 5 | 1 | 3 | 0 | 0 | 0 | 0 | | | | | | | | | | | |
| Victor Diaz, R OBP: 0.323, SLG: 0.400 Cory Aldridge, L OBP: 0.313, SLG: 0.500 | F8 | | | F9 | F8 | | | K | SF8 | 3 | 0 | 0 | 0 | 0 | 0 | 1 | | | | | | | | | | | |
| 11 Ramon Castro, R OBP: 0.538, SLG: 0.833 70 Sandy Martinez, L OBP: 0.500, SLG: 0.800 | | FC4-6 63 E | | HR | | L8 | | P2 | G6-3 | 3 | 1 | 2 | 1 | 0 | 0 | 0 | | | | | | | | | | | |
| 63 Juan Tejada, R OBP: 0.391, SLG: 0.400 | | FC4 FC4-6 | | 1B | | 64 WP 2B | | 3B | | 4 | 2 | 3 | 0 | 0 | 0 | 1 | | | | | | | | | | | |
| Carlos Gómez, R OBP: 0.333, SLG: 0.556 | | FC4-6 | | 1B | | K | | 1B | | 4 | 2 | 2 | 2 | 0 | 1 | 3 | | | | | | | | | | | |
| 64 Julio Ramirez, R OBP: 0.111, SLG: 0.111 | | 1-2 2-3 | | 1B | | K | | 3B | | 4 | 0 | 1 | 1 | 0 | 3 | 5 | | | | | | | | | | | |
| Leivi Ventura, R OBP: 0.250, SLG: 0.500 | | L6 | | 2B | | K | | 1B | | 4 | 0 | 1 | 2 | 0 | 0 | 3 | | | | | | | | | | | |
| Inning Stats | R: 0 E: 0 K: 0 S: 10 | H: 1 LOB: 1 BB: 0 P: 14 | R: 0 E: 1 K: 1 S: 8 | H: 1 LOB: 2 BB: 0 P: 11 | R: 0 E: 0 K: 0 S: 3 | H: 0 LOB: 0 BB: 0 P: 3 | R: 3 E: 0 K: 1 S: 9 | H: 4 LOB: 1 BB: 0 P: 9 | R: 0 E: 0 K: 2 S: 5 | H: 1 LOB: 1 BB: 0 P: 9 | R: 0 E: 0 K: 1 S: 5 | H: 0 LOB: 0 BB: 0 P: 5 | R: 3 E: 0 K: 1 S: 9 | H: 4 LOB: 1 BB: 0 P: 9 | R: 1 E: 0 K: 0 S: 5 | H: 2 LOB: 1 BB: 0 P: 5 | 1B: 9 2B: 2 3B: 1 HR: 1 | SF: 1 SAC: 0 DP: 0 HBP: 0 | WP: 1 PA: 41 | | | | | | | | |
| PITCHER | IP | WLS | BF | H | R | ER | SO | BB | IBB | HBP | BLK | WP | HR | S | P | ERA | WHIP | | | | | | | | | | |
| 26 Kyle Davies, R ERA: 0.00 | 3.0 | W | 12 | 2 | 0 | 0 | 1 | 0 | 0 | 0 | 0 | 0 | 0 | 21 | 28 | 0.00 | 0.667 | | | | | | | | | | |
| 54 Brad Baker, R ERA: 15.18 | 2.0 | 10 | 4 | 3 | 3 | 2 | 0 | 0 | 0 | 0 | 0 | 0 | 1 | 14 | 14 | 13.50 | 2.000 | | | | | | | | | | |
| 54 Chad Paronto, R ERA: 4.5 | 2.0 | 7 | 1 | 0 | 0 | 3 | 0 | 0 | 0 | 0 | 0 | 1 | 0 | 13 | 14 | 0.00 | 0.500 | | | | | | | | | | |
| Will Startup, L ERA: 27.0 | 1.0 | 7 | 4 | 3 | 3 | 1 | 0 | 0 | 0 | 0 | 0 | 0 | 0 | 9 | 9 | 27.00 | 4.000 | | | | | | | | | | |
| Brian O'Connor, L ERA: 4.5 | 1.0 | 5 | 2 | 1 | 1 | 0 | 0 | 0 | 0 | 0 | 0 | 0 | 0 | 5 | 5 | 9.00 | 2.000 | | | | | | | | | | |

New York Mets @ Atlanta Braves
Cracker Jack Stadium, Lake Buena Vista, FL
Sat Mar 11 2006, 1:05 PM EST
Att: 10,100 - Partly Cloudy - 79 F

AB 40
R 7
H 13
RBI 7
BB 0
SO 7
LOB 18



| Batter | 1 | 2 | 3 | 4 | 5 | 6 | 7 | 8 | 9 | AB | R | H | RBI | BB | SO | LOB | BOTTOM | | | | | | | | | | |
|--|-------------------------------|----------------------------------|------------------------------|---------------------------------|-------------------------------|----------------------------------|------------------------------|---------------------------------|------------------------------|---------------------------------|------------------------------|---------------------------------|------------------------------|---------------------------------|------------------------------|---------------------------------|----------------------------------|------------------------------------|-----------------|--|--|--|--|--|--|--|--|
| Marcus Giles, R OBP: 0.167, SLG: 0.167 67 Jonathan Schuerholz, R OBP: 0.369, SLG: 0.625 | F7 | F8 | F8 | L4 | | | E5 FC6-4 | FC6-4 | | 3 | 0 | 0 | 0 | 0 | 0 | 2 | | | | | | | | | | | |
| 11 Edgar Renteria, R OBP: 0.287, SLG: 0.214 Yunel Escobar, R OBP: 0.500, SLG: 0.714 | 2B | F8 | 23 1B E | | K | | FC6-4 | | | 2 | 1 | 1 | 1 | 1 | 0 | 0 | | | | | | | | | | | |
| Ryan Langerhans, L OBP: 0.520, SLG: 0.579 90 Brandon Jones, L OBP: 0.417, SLG: 0.667 | 2B | | 23 1B E | | | | F8 | | | 2 | 1 | 1 | 0 | 1 | 0 | 2 | | | | | | | | | | | |
| 23 Matt Diaz, R OBP: 0.409, SLG: 0.773 Jamie Romak, R | WP 76 HR | L9 | | F9 | | | K | | | 4 | 1 | 2 | 3 | 0 | 0 | 2 | | | | | | | | | | | |
| 16 Brian McCann, L OBP: 0.231, SLG: 0.091 72 Steve Pizyk, R | WP 76 HR | | | | G3-1 | | | F8 | | 2 | 2 | 0 | 0 | 2 | 0 | 4 | | | | | | | | | | | |
| Brian Jordan, R OBP: 0.482, SLG: 0.300 Steve Doetsch, R OBP: 0.286, SLG: 0.167 | 76 HR | | 76 1B BB | 76 G1-3 4 WP 1B | | E6 G4-3 | | G6-3 | | 1 | 3 | 1 | 0 | 2 | 0 | 0 | | | | | | | | | | | |
| Wilson Betemit, S OBP: 0.480, SLG: 0.625 Elvis Andrus, R | K | | 76 1B BB | K | | G4-3 | | 4 E 1B | | 2 | 1 | 1 | 0 | 0 | 1 | 3 | | | | | | | | | | | |
| 76 J.J. Jurries, R OBP: 0.565, SLG: 0.944 Kala Kalishue, R OBP: 1.000, SLG: 1.000 | HR | | 11 1B E | G1-3 | | K | | 4 E 1B | | 4 | 2 | 2 | 6 | 0 | 1 | 2 | | | | | | | | | | | |
| 4 Pete Orr, L OBP: 0.125, SLG: 0.125 | K | | L5 | | | G4-3 | | E5 FC6-4 | | 5 | 0 | 1 | 1 | 0 | 1 | 5 | | | | | | | | | | | |
| Inning Stats | R: 6 E: 0 K: 2 S: 10 | H: 3 LOB: 3 BB: 3 P: 24 | R: 0 E: 0 K: 0 S: 3 | H: 0 LOB: 1 BB: 1 P: 7 | R: 4 E: 1 K: 0 S: 10 | H: 4 LOB: 3 BB: 2 P: 18 | R: 1 E: 0 K: 1 S: 7 | H: 2 LOB: 1 BB: 0 P: 8 | R: 0 E: 0 K: 1 S: 6 | H: 1 LOB: 1 BB: 0 P: 6 | R: 0 E: 1 K: 1 S: 6 | H: 1 LOB: 1 BB: 0 P: 6 | R: 0 E: 1 K: 0 S: 6 | H: 0 LOB: 1 BB: 0 P: 6 | R: 0 E: 1 K: 0 S: 5 | H: 1 LOB: 3 BB: 0 P: 6 | 1B: 9 2B: 2 3B: 0 HR: 1 | SF: 0 SAC: 0 DP: 0 HBP: 1 | WP: 2 PA: 46 | | | | | | | | |
| PITCHER | IP | WLS | BF | H | R | ER | SO | BB | IBB | HBP | BLK | WP | HR | S | P | ERA | WHIP | | | | | | | | | | |
| 33 John Maine, R ERA: 13.5 | 2.0 | L | 13 | 3 | 6 | 6 | 2 | 4 | 0 | 0 | 0 | 0 | 1 | 13 | 31 | 27.00 | 3.500 | | | | | | | | | | |
| Alay Soler, R ERA: 21.6 | 1.2 | 14 | 6 | 5 | 4 | 1 | 2 | 0 | 0 | 0 | 0 | 0 | 0 | 16 | 25 | 21.60 | 4.800 | | | | | | | | | | |
| Juan Pablo Perez, L ERA: 4.26 | 2.1 | 9 | 2 | 0 | 0 | 2 | 0 | 0 | 0 | 0 | 0 | 0 | 0 | 13 | 13 | 0.00 | 0.857 | | | | | | | | | | |
| 59 Mitch Wylie, L ERA: 1.8 | 1.0 | 4 | 0 | 0 | 0 | 1 | 0 | 0 | 0 | 0 | 0 | 0 | 0 | 6 | 6 | 0.00 | 0.000 | | | | | | | | | | |
| Anderson Garcia, R ERA: | 1.0 | 6 | 1 | 0 | 0 | 0 | 0 | 0 | 0 | 1 | 0 | 0 | 0 | 5 | 6 | 0.00 | 1.000 | | | | | | | | | | |

New York Mets @ Atlanta Braves
Cracker Jack Stadium, Lake Buena Vista, FL
Sat Mar 11 2006, 1:05 PM EST
Att: 10,100 - Partly Cloudy - 79 F


AB 39
R 11
H 12
RBI 11
BB 6
SO 6
LOB 29



| Batter | 1 | 2 | 3 | 4 | 5 | 6 | 7 | 8 | 9 | AB | R | H | RBI | BB | SO | LOB | TOP | | | | |
|--|---|--|--|--|------------------------------|----------------------------------|------------------------------|---------------------------------|------------------------------|---------------------------------|------------------------------|---------------------------------|------------------------------|---------------------------------|------------------------------|---------------------------------|---|------------------------------------|----------------------------------|--------|--|
| 22 David Eckstein, R OBP: 0.320, SLG: 0.286 Brian Falkenberg, R (8, 1) | 4-1 CS BB | | 0-0 F5 | | 0-0 G3 | | | 0-0 F8 | | 3 | 0 | 0 | 0 | 1 | 0 | 3 | St. Louis Cardinals @ Atlanta Braves Cracker Jack Stadium, Lake Buena Vista, FL Sun Mar 12 2006, 1:05 PM EST Att: 10,785 - Partly Cloudy - 78 F | | | | |
| 16 Chris Duncan, L OBP: 0.378, SLG: 0.531 (1, 3) | 0-3 K | | 0-0 G1-3 1B | | 0-0 G3-1 2-3 | | | 4-0 G5-3 BB | | 3 | 0 | 1 | 1 | 1 | 1 | 2 | | | | | |
| So Taguchi, R OBP: 0.281, SLG: 0.267 (1, 8) | 3-1 F9 1-2 | | 0-0 G1-3 1-2 3-H | | 0-0 G5-3 | | | 0-0 G5-3 1-2 | | 4 | 0 | 0 | 1 | 0 | 0 | 4 | | | | | |
| John Gall, R OBP: 0.313, SLG: 0.310 (1, 7) | | 1-0 FC6-4 1B | 0-0 F8 | | 0-0 P4 | | | 0-3 K | | 4 | 0 | 1 | 0 | 0 | 1 | 2 | | | | | |
| 7 Hector Luna, R OBP: 0.267, SLG: 0.154 (8, 6) | | 0-0 FC6-4 3 G5-3 1-2 | | 0-0 G6-3 | | 0-3 K | | | 0-0 P6 | 3 | 0 | 0 | 0 | 0 | 1 | 1 | | | | | |
| 26 Scott Spiezo, S OBP: 0.433, SLG: 0.565 (9, PH) | | 3-2 G5-3 | | 0-0 E8 1B 55 G3-6 1B | | 0-3 K | | | 0-0 G1-3 | 1 | 0 | 0 | 0 | 0 | 0 | 0 | | | | | |
| 3 Junior Spivey, R OBP: 0.250, SLG: 0.207 (1, 4) | | 0-2 P4 | | 0-0 G3-6 1B 16 1B 1B | | 0-3 K | | | 0-3 K | 3 | 0 | 1 | 0 | 0 | 1 | 1 | | | | | |
| Gary Bennett, R OBP: 0.280, SLG: 0.333 Michel Hernandez, R OBP: 0.333, SLG: 0.231 (1, 2) (7, 2) | | | | | | | | | | 1 | 0 | 0 | 0 | 0 | 1 | 0 | | | | | |
| 55 Skip Schumaker, L OBP: 0.269, SLG: 0.240 (1, 9) | | | | | | | | | | 3 | 1 | 1 | 0 | 0 | 1 | 1 | | | | | |
| Jeff Suppan, R OBP: 1.000, SLG: 1.000 53 John Rodriguez, L OBP: 0.285, SLG: 0.292 41 Braden Looper, R (5, 1) 34 Randy Flores, L (5, 1) Juan Mateo, R (8, 1) 47 Brian Daubach, L OBP: 0.444, SLG: 0.375 36 Alan Benes, R (7, 1) Deivi Cruz, R (8, 6) | | | | | | | | | | 1 | 1 | 1 | 0 | 0 | 0 | 0 | | | | | |
| Inning Stats | R: 0 E: 0 K: 1 S: 6 | H: 0 LOB: 0 BB: 1 P: 13 | R: 0 E: 0 K: 0 S: 8 | H: 1 LOB: 1 BB: 0 P: 12 | R: 2 E: 0 K: 0 S: 8 | H: 3 LOB: 1 BB: 0 P: 11 | R: 1 E: 1 K: 0 S: 4 | H: 2 LOB: 0 BB: 0 P: 4 | R: 0 E: 0 K: 2 S: 7 | H: 0 LOB: 0 BB: 0 P: 7 | R: 0 E: 0 K: 3 S: 9 | H: 0 LOB: 1 BB: 1 P: 9 | R: 0 E: 0 K: 1 S: 5 | H: 0 LOB: 0 BB: 0 P: 5 | R: 0 E: 0 K: 1 S: 5 | H: 0 LOB: 0 BB: 0 P: 5 | 1B: 7 2B: 0 3B: 0 HR: 0 | SF: 0 SAC: 0 DP: 1 HBP: 0 | WP: 0 PB: 0 SB: 0 CS: 1 | PA: 34 | |
| PITCHER | IP WLS BF H R ER SO BB IBB HBP BLK WP HR S P ERA WHIP | 3.0 W 8 3 1 0 2 1 0 0 0 0 0 22 36 6.00 1.667 | 2.0 W 8 6 0 0 5 0 0 0 0 0 0 8 8 0.00 1.500 | 2.0 S 7 0 0 0 2 1 0 0 0 0 0 10 14 0.00 0.500 | | | | | | | | | | | | | | | | | |

livebaseballscores.com


AB 32
R 3
H 7
RBI 2
BB 2
SO 8
LOB 15



| Batter | 1 | 2 | 3 | 4 | 5 | 6 | 7 | 8 | 9 | AB | R | H | RBI | BB | SO | LOB | BOTTOM | | | | |
|--|---|---|--|--|------------------------------|---------------------------------|------------------------------|---------------------------------|------------------------------|---------------------------------|------------------------------|---------------------------------|------------------------------|---------------------------------|------------------------------|---------------------------------|---|------------------------------------|----------------------------------|--------|--|
| Marcus Giles, R OBP: 0.111, SLG: 0.111 Luis Hernandez, S OBP: 0.545, SLG: 0.167 (1, 4) (6, 6) | 2-3 K | | 0-1 G5-3 | | 0-0 P6 | | | 4-0 20 G3-6-1 BB | | 3 | 0 | 0 | 0 | 0 | 1 | 3 | St. Louis Cardinals @ Atlanta Braves Cracker Jack Stadium, Lake Buena Vista, FL Sun Mar 12 2006, 1:05 PM EST Att: 10,785 - Partly Cloudy - 78 F | | | | |
| 11 Edgar Renteria, R OBP: 0.333, SLG: 0.529 20 Scott Thorman, L OBP: 0.125, SLG: 0.125 71 Sean White, R (8, 1) | 1-3 K | | | 0-0 23 1B 57 G3-6 2B | 0-0 2B 2H 3H HR | | 0-0 G3-6-1 1-2 | | | 3 | 2 | 2 | 3 | 0 | 1 | 0 | | | | | |
| 23 Matt Diaz, R OBP: 0.462, SLG: 0.769 (1, 9) | 0-0 G6-3 | | | 0-0 57 G3-6 1B | 0-0 57 1B | | | 0-0 16 1B | | 4 | 0 | 3 | 0 | 0 | 0 | 0 | | | | | |
| 57 Michael Ryan, L OBP: 0.367, SLG: 0.630 (1, 8) | | 0-1 P6 | | 0-0 G3-6 1-2 3-H | 0-0 1B | | | 0-3 K | | 4 | 0 | 1 | 0 | 0 | 1 | 2 | | | | | |
| Adam LaRoche, L OBP: 0.250, SLG: 0.143 34 Joey Devine, R (6, 1) | | 0-0 16 G3-6-3 1B | | 4-0 BB | 0-0 G4-3 | | | 0-0 P4 | | 2 | 0 | 1 | 0 | 1 | 0 | 2 | | | | | |
| 76 J.J. Jurries, R OBP: 0.542, SLG: 0.895 (8, 3) | | | | | | | | | | 0 | 0 | 0 | 0 | 0 | 0 | 0 | | | | | |
| 16 Brian McCann, L OBP: 0.235, SLG: 0.133 (1, 2) | 0-2 G3-6-3 1-2 | | | 0-0 L3 | | | | 0-0 F9 | | 4 | 0 | 1 | 0 | 0 | 0 | 2 | | | | | |
| Brian Jordan, R OBP: 0.467, SLG: 0.333 4 Pete Orr, L OBP: 0.100, SLG: 0.100 (1, 7) (6, 5) | | | | | 0-0 66 G3-1 1B | | | 0-0 G4-3 | | 2 | 0 | 1 | 0 | 0 | 0 | 0 | | | | | |
| Wilson Betemit, S OBP: 0.481, SLG: 0.615 24 Martin Prado, R OBP: 0.167, SLG: 0.174 (1, 5) (6, 4) | | | | | | | | | | 2 | 1 | 1 | 0 | 0 | 0 | 1 | | | | | |
| 36 Chuck James, L OBP: 1.000, SLG: 1.000 66 Jarrod Saltalamacchia, S OBP: 0.174, SLG: 0.435 40 Lance Cormier, R (4, 1) Kelly Johnson, L OBP: 0.368, SLG: 0.353 (5, PH) (6, 7) | | | | | | | | | | 0 | 0 | 0 | 0 | 0 | 0 | 0 | | | | | |
| Inning Stats | R: 0 E: 0 K: 2 S: 7 | H: 0 LOB: 0 BB: 0 P: 10 | R: 0 E: 0 K: 0 S: 6 | H: 1 LOB: 0 BB: 0 P: 6 | R: 0 E: 0 K: 0 S: 5 | H: 1 LOB: 1 BB: 0 P: 5 | R: 1 E: 0 K: 0 S: 4 | H: 2 LOB: 1 BB: 1 P: 8 | R: 3 E: 0 K: 0 S: 8 | H: 5 LOB: 2 BB: 0 P: 8 | R: 0 E: 0 K: 0 S: 3 | H: 0 LOB: 0 BB: 1 P: 3 | R: 0 E: 0 K: 1 S: 7 | H: 2 LOB: 2 BB: 0 P: 7 | R: 0 E: 0 K: 1 S: 7 | H: 0 LOB: 0 BB: 0 P: 7 | 1B: 8 2B: 2 3B: 0 HR: 1 | SF: 0 SAC: 0 DP: 3 HBP: 0 | WP: 0 PB: 0 SB: 0 CS: 0 | PA: 34 | |
| PITCHER | IP WLS BF H R ER SO BB IBB HBP BLK WP HR S P ERA WHIP | 4.0 L 6 4 3 3 0 0 0 0 0 0 1 6 6 40.50 6.000 | 0.2 L 6 4 3 3 0 0 0 0 0 0 0 6 6 0.00 1.500 | 0.2 L 6 4 3 3 0 0 0 0 0 0 0 6 6 0.00 1.500 | | | | | | | | | | | | | | | | | |

livebaseballscores.com

AB 32
R 4
H 11
RBI 3
BB 2
SO 3
LOB 15



| Batter | 1 | 2 | 3 | 4 | 5 | 6 | 7 | 8 | 9 | AB | R | H | RBI | BB | SO | LOB | TOP | | | | | |
|---|------------------------------|---------------------------------|------------------------------|---------------------------------|------------------------------|---------------------------------|------------------------------|----------------------------------|------------------------------|---------------------------------|------------------------------|---------------------------------|------------------------------|---------------------------------|------------------------------|---------------------------------|------------------------------|---------------------------------|----------------------------------|------------------------------------|----------------------------------|--------|
| Craig Biggio, R (1,4) OBP: 0.368, SLG: 0.444 59 J.R. House, R (5,4) OBP: 0.313, SLG: 0.357 | E8 17 G3 | | P4 | | F9 | | | | G6-3 | 3 | 1 | 0 | 0 | 0 | 0 | 0 | | | | | | |
| 5 Jeff Bagwell, R (1,3) OBP: 0.318, SLG: 0.278 Orlando Palmeiro, L (3,7) OBP: 0.333, SLG: 0.353 65 Brian Gordon, L (9,7) OBP: 0.176, SLG: 0.125 | K | | | | G1-3 | | G4-3 | | G4-3 | 2 | 0 | 1 | 0 | 0 | 1 | 1 | | | | | | |
| 17 Lance Berkman, S (1,7) OBP: 0.526, SLG: 0.500 Josh Anderson, L (5,8) OBP: 0.158, SLG: 0.158 | G3 | | | | P3 | | G6-3 | | G3-1 | 2 | 0 | 0 | 1 | 1 | 0 | 0 | | | | | | |
| Morgan Ensbarg, R (1,5) OBP: 0.286, SLG: 0.294 Raulo Chavez, R (6,2) OBP: 0.395, SLG: 0.333 | K | | F9 | | | | | | | 3 | 0 | 0 | 0 | 0 | 1 | 2 | | | | | | |
| Preston Wilson, R (1,8) OBP: 0.467, SLG: 0.500 2 Chris Burke, R (5,6) OBP: 0.345, SLG: 0.481 | | G4-3 | | | | | | | | 1 | 1 | 0 | 0 | 1 | 0 | 0 | | | | | | |
| 16 Jason Lane, R (1,9) OBP: 0.503, SLG: 0.909 Charlton Jimerson, R (6,9) OBP: 0.296, SLG: 0.440 | | | | | F9 | | | | | 3 | 0 | 1 | 0 | 0 | 0 | 1 | | | | | | |
| 28 Adam Everett, R (1,6) OBP: 0.400, SLG: 0.773 13 Eric Munson, L (5,3) OBP: 0.400, SLG: 0.773 | | G6-3 | | | F7 | | | | | 2 | 0 | 0 | 0 | 0 | 0 | 2 | | | | | | |
| Brad Ausmus, R (1,2) OBP: 0.214, SLG: 0.154 Mike Lamb, L (6,5) OBP: 0.095, SLG: 0.250 | | | | | E8 | | | | | 2 | 0 | 1 | 0 | 0 | 1 | 1 | | | | | | |
| 44 Roy Oswalt, R (1,1) OBP: 0.154, SLG: 0.083 43 Alan Zinter, S (7,PH) OBP: 0.336, SLG: 0.714 Chad Qualls, R (7,1) OBP: 0.176, SLG: 0.200 Luke Scott, L (8,PH) OBP: 0.326, SLG: 0.200 Ezequiel Astacio, R (8,1) OBP: 0.160, SLG: 0.400 | | | G6-3 | | | | | | | 2 | 0 | 0 | 0 | 0 | 1 | 1 | | | | | | |
| Inning Stats | R: 1 E: 1 K: 2 S: 8 | H: 0 LOB: 0 BB: 0 P: 8 | R: 0 E: 0 K: 1 S: 6 | H: 1 LOB: 1 BB: 0 P: 6 | R: 0 E: 0 K: 0 S: 4 | H: 1 LOB: 2 BB: 1 P: 8 | R: 1 E: 1 K: 1 S: 6 | H: 1 LOB: 1 BB: 1 P: 13 | R: 0 E: 0 K: 0 S: 3 | H: 0 LOB: 0 BB: 0 P: 3 | R: 0 E: 0 K: 1 S: 5 | H: 0 LOB: 0 BB: 0 P: 5 | R: 2 E: 1 K: 0 S: 6 | H: 2 LOB: 1 BB: 0 P: 6 | R: 3 E: 1 K: 0 S: 6 | H: 3 LOB: 0 BB: 0 P: 6 | R: 0 E: 0 K: 0 S: 3 | H: 0 LOB: 0 BB: 0 P: 3 | 1B: 5 2B: 2 3B: 0 HR: 1 | SF: 2 SAC: 0 DP: 0 HBP: 0 | WP: 0 PB: 0 SB: 0 CS: 0 | PA: 39 |
| PITCHER | IP | WLS | BF | H | R | ER | SO | BB | IBB | HBP | BLK | WP | HR | S | P | ERA | WHIP | | | | | |
| 15 Tim Hudson, R (1,1) ERA: 1.0 | 4.0 | | 18 | 3 | 2 | 0 | 4 | 2 | 0 | 0 | 0 | 0 | 0 | 24 | 35 | 0.00 | 1.250 | | | | | |
| Mike Remlinger, L (5,1) ERA: 11.57 | 2.0 | | 6 | 0 | 0 | 0 | 1 | 0 | 0 | 0 | 0 | 0 | 0 | 8 | 8 | 0.00 | 0.000 | | | | | |
| 54 Chad Paronto, R (7,1) ERA: 5.14 | 1.0 | H | 6 | 2 | 2 | 1 | 0 | 0 | 0 | 0 | 0 | 0 | 1 | 6 | 6 | 9.00 | 2.000 | | | | | |
| 54 Brad Baker, R (8,1) ERA: 14.21 | 1.0 | L | 6 | 3 | 3 | 1 | 0 | 0 | 0 | 0 | 0 | 0 | 0 | 6 | 6 | 9.00 | 3.000 | | | | | |
| 50 Anthony Lerew, R (9,1) ERA: 18.9 | 1.0 | | 3 | 0 | 0 | 0 | 0 | 0 | 0 | 0 | 0 | 0 | 0 | 3 | 3 | 0.00 | 0.000 | | | | | |

Houston Astros @ Atlanta Braves
Cracker Jack Stadium, Lake Buena Vista, FL
Tue Mar 14 2006, 7:05 PM EST
Att: 10,710 - Clear - 77 F

AB 35
R 7
H 8
RBI 6
BB 2
SO 5
LOB 11



| Batter | 1 | 2 | 3 | 4 | 5 | 6 | 7 | 8 | 9 | AB | R | H | RBI | BB | SO | LOB | BOTTOM | | | | | |
|---|------------------------------|----------------------------------|-------------------------------|----------------------------------|------------------------------|---------------------------------|------------------------------|---------------------------------|------------------------------|---------------------------------|------------------------------|----------------------------------|------------------------------|---------------------------------|------------------------------|----------------------------------|------------------------------|---------------------------------|----------------------------------|------------------------------------|----------------------------------|--------|
| Marcus Giles, R (1,4) OBP: 0.154, SLG: 0.083 4 Petr Fila, R (2,4) OBP: 0.087, SLG: 0.087 54 Chad Paronto, R (7,1) ERA: 5.14 54 Brad Baker, R (8,1) ERA: 14.21 58 David Kelton, R (8,PH) OBP: 0.176, SLG: 0.200 50 Anthony Lerew, L (9,1) ERA: 18.9 | K | | F9 | | K | | | | G5-3 | 1 | 0 | 0 | 0 | 0 | 1 | 0 | | | | | | |
| 11 Edgar Renteria, R (1,6) OBP: 0.318, SLG: 0.476 Tony Pena Jr., R (4,6) OBP: 0.250, SLG: 0.348 | G6-3 | | E6 | | | | | | G6-3 | 2 | 1 | 0 | 0 | 0 | 0 | 0 | | | | | | |
| 23 Matt Diaz, R (1,9) OBP: 0.387, SLG: 0.645 | G6-3 | | F7 | | | | | | | 5 | 0 | 0 | 0 | 0 | 0 | 1 | | | | | | |
| Andruw Jones, R (1,8) OBP: 0.400, SLG: 0.375 57 Michael Ryan, L (4,8) OBP: 0.333, SLG: 0.567 | | K | | | | | | | | 2 | 1 | 1 | 1 | 0 | 1 | 0 | | | | | | |
| Adam LaRoche, L (1,3) OBP: 0.333, SLG: 0.222 20 Scott Thorman, L (7,3) OBP: 0.273, SLG: 0.200 | | | | | | | | | | 2 | 2 | 2 | 1 | 1 | 0 | 0 | | | | | | |
| 16 Brian McCann, L (1,2) OBP: 0.250, SLG: 0.167 66 Jarrod Saltalamacchia, Sr. (2,2) OBP: 0.160, SLG: 0.400 | | | | | | | | | | 3 | 1 | 1 | 0 | 0 | 0 | 2 | | | | | | |
| Brian Jordan, R (1,7) OBP: 0.471, SLG: 0.357 Kelly Johnson, L (5,7) OBP: 0.478, SLG: 0.421 | | | | | | | | | | 2 | 0 | 1 | 0 | 0 | 0 | 2 | | | | | | |
| 64 Cesar Crespo, S (1,5) OBP: 0.154, SLG: 0.120 | | | | | | | | | | 4 | 0 | 2 | 2 | 0 | 0 | 3 | | | | | | |
| 15 Tim Hudson, R (1,1) ERA: 2.45 76 J.J. Jurries, R (6,PH) OBP: 0.538, SLG: 0.900 24 Martin Prado, R (7,4) OBP: 0.160, SLG: 0.167 | | | | | | | | | | 2 | 0 | 0 | 0 | 0 | 2 | 3 | | | | | | |
| Inning Stats | R: 0 E: 0 K: 1 S: 5 | H: 3 LOB: 2 BB: 0 P: 10 | R: 1 E: 0 K: 2 S: 10 | H: 3 LOB: 2 BB: 0 P: 10 | R: 2 E: 1 K: 0 S: 6 | H: 2 LOB: 1 BB: 0 P: 6 | R: 0 E: 0 K: 2 S: 8 | H: 1 LOB: 1 BB: 0 P: 8 | R: 0 E: 0 K: 0 S: 3 | H: 0 LOB: 0 BB: 0 P: 3 | R: 2 E: 2 K: 0 S: 6 | H: 1 LOB: 2 BB: 1 P: 10 | R: 0 E: 0 K: 1 S: 5 | H: 0 LOB: 0 BB: 0 P: 5 | R: 0 E: 0 K: 1 S: 6 | H: 1 LOB: 2 BB: 1 P: 10 | R: 0 E: 0 K: 0 S: 3 | H: 0 LOB: 0 BB: 0 P: 3 | 1B: 7 2B: 1 3B: 0 HR: 0 | SF: 1 SAC: 0 DP: 0 HBP: 0 | WP: 0 PB: 0 SB: 1 CS: 0 | PA: 40 |
| PITCHER | IP | WLS | BF | H | R | ER | SO | BB | IBB | HBP | BLK | WP | HR | S | P | ERA | WHIP | | | | | |
| 44 Roy Oswalt, R (1,1) ERA: 2.45 | 5.0 | | 22 | 6 | 3 | 1 | 5 | 0 | 0 | 0 | 0 | 0 | 0 | 32 | 32 | 1.80 | 1.200 | | | | | |
| Trever Miller, L (6,1) ERA: 4.76 | 1.0 | W | 3 | 0 | 0 | 0 | 1 | 0 | 0 | 0 | 0 | 0 | 0 | 5 | 5 | 0.00 | 0.000 | | | | | |
| Chad Qualls, R (7,1) ERA: 9.75 | 1.0 | | 3 | 0 | 0 | 0 | 1 | 0 | 0 | 0 | 0 | 0 | 0 | 5 | 5 | 0.00 | 0.000 | | | | | |
| Ezequiel Astacio, R (8,1) ERA: 18.9 | 2.0 | S | 8 | 1 | 0 | 0 | 1 | 1 | 0 | 0 | 0 | 0 | 0 | 9 | 13 | 0.00 | 1.000 | | | | | |

Houston Astros @ Atlanta Braves
Cracker Jack Stadium, Lake Buena Vista, FL
Tue Mar 14 2006, 7:05 PM EST
Att: 10,710 - Clear - 77 F

AB 37
R 5
H 8
RBI 5
BB 2
SO 7
LOB 19



| Batter | 1 | 2 | 3 | 4 | 5 | 6 | 7 | 8 | 9 | AB | R | H | RBI | BB | SO | LOB | TOP | | | | | |
|---|---|----------------------------------|------------------------------|----------------------------------|------------------------------|---------------------------------|------------------------------|---------------------------------|------------------------------|---------------------------------|---|---------------------------------|------------------------------|---------------------------------|------------------------------|---------------------------------|--|---|----------------------------------|----------------------------------|------------------------------------|----------------------------------|
| 15 Rafael Furcal, S (1,6) 16 Pat Borders, R (4,2) OBP: 0.364, SLG: 0.300 | | | | | | | | | | 1 0 0 0 1 0 0 2 1 1 0 0 1 0 | | | | | | | Los Angeles Dodgers @ Atlanta Braves Cracker Jack Stadium, Lake Buena Vista, FL Wed Mar 15 2006, 1:05 PM EST Att: 8,504 - Sunny - 74 F | | | | | |
| Kenny Lofton, L (1,8) Cody Ross, R (5,8) OBP: 0.200, SLG: 0.143 OBP: 0.364, SLG: 0.842 | | | | | | | | | | 3 0 0 0 0 1 3 1 0 0 0 0 0 0 | | | | | | | | | | | | |
| J.D. Drew, L (1,9) 27 Matt Kemp, R (5, PR) OBP: 0.450, SLG: 0.944 OBP: 0.133, SLG: 0.345 | | | | | | | | | | 3 0 0 1 0 1 3 1 0 0 0 0 0 0 | | | | | | | | | | | | |
| 12 Jeff Kent, R (1,4) 18 Ramon Martinez, R (5,4) OBP: 0.417, SLG: 0.700 OBP: 0.435, SLG: 0.571 | | | | | | | | | | 2 1 1 1 0 1 1 1 0 0 0 0 0 0 | | | | | | | | | | | | |
| 5 Nomar Garciaparra, R (1,3) Olmedo Saenz, R (5,3) | | | | | | | | | | | | | | | | | | | | | | |
| Bill Mueller, S (1,5) Willy Aybar, S (6,5) OBP: 0.333, SLG: 0.500 OBP: 0.324, SLG: 0.267 | | | | | | | | | | | 3 0 1 1 0 1 0 0 0 0 0 1 0 0 | | | | | | | | | | | |
| Dioner Navarro, S (1,2) 36 Lance Carter, R (4,1) 16 Andre Ethier, L (6, PH) OBP: 0.167, SLG: 0.063 OBP: 0.364, SLG: 0.444 | | | | | | | | | | | 2 0 0 0 0 0 2 0 0 0 0 0 0 0 2 0 0 0 0 0 1 | | | | | | | AB 32 R 5 H 6 RBI 5 BB 3 SO 7 LOB 13 | | | | |
| 17 Jason Repko, R (1,7) 43 Yhency Brazoban, R (6,1) 56 Hung-Chih Kuo, L (7,1) Danys Baez, R (8,1) Joel Guzman, R (9, PH) OBP: 0.452, SLG: 0.577 ERA: 13.5 OBP: 0.333, SLG: 0.483 | | | | | | | | | | | 3 1 2 2 0 1 0 0 0 0 0 1 | | | | | | | | | | | |
| 31 Brad Penny, R (1,1) 59 Kelly Wunsch, L (3,1) 13 Oscar Robles, L (4,6) OBP: 0.370, SLG: 0.409 | | | | | | | | | | | 1 0 0 0 0 0 0 0 0 0 0 0 0 0 2 1 0 0 1 1 1 | | | | | | | | | | | |
| Inning Stats | R: 0 E: 0 K: 3 S: 11 | H: 0 LOB: 1 BB: 1 P: 21 | R: 0 E: 0 K: 1 S: 6 | H: 0 LOB: 0 BB: 0 P: 10 | R: 1 E: 0 K: 0 S: 4 | H: 1 LOB: 0 BB: 0 P: 4 | R: 2 E: 0 K: 0 S: 7 | H: 4 LOB: 2 BB: 0 P: 7 | R: 2 E: 1 K: 0 S: 5 | H: 1 LOB: 1 BB: 1 P: 9 | R: 0 E: 0 K: 0 S: 3 | H: 0 LOB: 0 BB: 0 P: 3 | R: 0 E: 0 K: 1 S: 5 | H: 0 LOB: 0 BB: 0 P: 5 | R: 0 E: 0 K: 1 S: 5 | H: 0 LOB: 0 BB: 0 P: 5 | | R: 0 E: 0 K: 1 S: 7 | H: 0 LOB: 1 BB: 1 P: 12 | 1B: 5 2B: 0 3B: 0 HR: 1 | SF: 1 SAC: 0 DP: 0 HBP: 0 | WP: 0 PB: 0 SB: 1 CS: 0 |
| PITCHER | IP WLS BF H R ER SO BB IBB HBP BLK WP HR S P ERA WHIP | | | | | | | | | | | | | | | | | | | | | |
| 29 John Smoltz, R (1,1) ERA: 3.86 | 4.0 | 17 | 5 | 3 | 3 | 4 | 1 | 0 | 0 | 0 | 0 | 0 | 0 | 0 | 1 | 28 | 42 | 6.75 | 1.500 | | | |
| 40 Lance Cormier, R (5,1) ERA: | 1.0 | 6 | 1 | 2 | 0 | 0 | 1 | 0 | 0 | 0 | 0 | 0 | 0 | 0 | 0 | 5 | 9 | 0.00 | 2.000 | | | |
| 71 Sean White, R (6,1) ERA: 4.5 | 2.0 | W 6 | 0 | 0 | 0 | 1 | 0 | 0 | 0 | 0 | 0 | 0 | 0 | 0 | 0 | 8 | 8 | 0.00 | 0.000 | | | |
| Travis Smith, R (8,1) ERA: 9.0 | 1.0 | H 3 | 0 | 0 | 0 | 1 | 0 | 0 | 0 | 0 | 0 | 0 | 0 | 0 | 5 | 5 | 0.00 | 0.000 | | | | |
| 34 Joey Devine, R (9,1) ERA: | 1.0 | S 4 | 0 | 0 | 0 | 1 | 1 | 0 | 0 | 0 | 0 | 0 | 0 | 0 | 7 | 12 | 0.00 | 1.000 | | | | |

| Batter | 1 | 2 | 3 | 4 | 5 | 6 | 7 | 8 | 9 | AB | R | H | RBI | BB | SO | LOB | BOTTOM | | | |
|---|---|----------------------------------|------------------------------|----------------------------------|-------------------------------|----------------------------------|------------------------------|---------------------------------|------------------------------|--|------------------------------|---------------------------------|-------------------------------|----------------------------------|-------------------------------|----------------------------------|--|--|------------------------------------|----------------------------------|
| 4 Pete Orr, L (1,4) 67 Jonathan Schuerholz, R (7,4) OBP: 0.211, SLG: 0.263 OBP: 0.381, SLG: 0.611 | | | | | | | | | | 4 1 3 0 0 1 1 1 1 1 0 0 0 0 | | | | | | | Los Angeles Dodgers @ Atlanta Braves Cracker Jack Stadium, Lake Buena Vista, FL Wed Mar 15 2006, 1:05 PM EST Att: 8,504 - Sunny - 74 F | | | |
| 11 Edgar Renteria, R (1,6) Tony Pena Jr., R (3,6) OBP: 0.333, SLG: 0.478 OBP: 0.296, SLG: 0.360 | | | | | | | | | | 2 0 1 2 0 0 1 2 2 1 0 1 1 0 | | | | | | | | | | |
| Ryan Langerhans, L (1,9) Travis Smith, R (8,1) 20 Scott Thorman, L (8, PH) 34 Joey Devine, R (9,1) OBP: 0.516, SLG: 0.565 OBP: 0.333, SLG: 0.273 | | | | | | | | | | 2 0 1 2 2 0 0 0 0 0 0 0 0 0 1 0 1 0 0 0 0 0 0 0 0 0 0 0 | | | | | | | | | | |
| Andruw Jones, R (1,8) 40 Lance Cormier, R (5,1) 76 J.J. Jurries, R (6,3) OBP: 0.308, SLG: 0.273 OBP: 0.500, SLG: 0.818 | | | | | | | | | | 3 0 0 0 0 0 5 0 0 0 0 0 0 0 2 0 0 0 0 1 4 | | | | | | | | | | |
| Kelly Johnson, L (1,7) 58 David Kelton, R (6,7) OBP: 0.462, SLG: 0.381 OBP: 0.214, SLG: 0.222 | | | | | | | | | | 2 1 0 0 1 1 2 2 0 1 2 0 0 0 | | | | | | | | | | |
| Brian Jordan, R (1,3) 71 Sean White, R (6,1) 66 Jarrod Saltalamacchia, R (6, PH) 23 Matt Diaz, R (8,9) OBP: 0.450, SLG: 0.412 OBP: 0.192, SLG: 0.423 OBP: 0.375, SLG: 0.625 | | | | | | | | | | 3 1 1 0 0 0 0 0 0 0 0 0 0 0 1 0 1 0 0 0 0 1 0 0 0 0 0 2 | | | | | | | | | | |
| Todd Pratt, R (1,2) OBP: 0.304, SLG: 0.364 | | | | | | | | | | 4 0 1 0 0 1 4 | | | | | | | | AB 37 R 8 H 13 RBI 7 BB 5 SO 6 LOB 24 | | |
| 64 Cesar Crespo, S (1,5) Martin Prado, R (7,5) OBP: 0.172, SLG: 0.143 OBP: 0.192, SLG: 0.167 | | | | | | | | | | 3 1 1 1 0 0 0 0 0 0 0 1 0 0 | | | | | | | | | | |
| 29 John Smoltz, R (1,1) 57 Michael Ryan, L (5,8) OBP: 0.314, SLG: 0.531 | | | | | | | | | | 2 1 0 0 0 1 3 2 0 0 0 0 0 2 | | | | | | | | | | |
| Inning Stats | R: 0 E: 0 K: 1 S: 11 | H: 1 LOB: 2 BB: 1 P: 16 | R: 2 E: 0 K: 0 S: 8 | H: 4 LOB: 3 BB: 1 P: 12 | R: 2 E: 1 K: 3 S: 14 | H: 1 LOB: 1 BB: 1 P: 20 | R: 0 E: 0 K: 1 S: 5 | H: 0 LOB: 0 BB: 0 P: 5 | R: 0 E: 0 K: 0 S: 3 | H: 0 LOB: 0 BB: 0 P: 3 | R: 2 E: 0 K: 0 S: 6 | H: 3 LOB: 1 BB: 0 P: 6 | R: 0 E: 0 K: 0 S: 10 | H: 1 LOB: 2 BB: 1 P: 19 | R: 2 E: 0 K: 1 S: 12 | H: 3 LOB: 1 BB: 1 P: 20 | | 1B: 10 2B: 3 3B: 0 HR: 0 | SF: 0 SAC: 0 DP: 2 HBP: 0 | WP: 1 PB: 0 SB: 0 CS: 0 |
| PITCHER | IP WLS BF H R ER SO BB IBB HBP BLK WP HR S P ERA WHIP | | | | | | | | | | | | | | | | | | | |
| 31 Brad Penny, R (1,1) ERA: 4.63 | 2.2 | 18 | 6 | 4 | 3 | 3 | 3 | 0 | 0 | 0 | 0 | 0 | 0 | 0 | 0 | 30 | 45 | 10.12 | 3.375 | |
| 59 Kelly Wunsch, L (3,1) ERA: | 0.1 | 1 | 0 | 0 | 0 | 1 | 0 | 0 | 0 | 0 | 0 | 0 | 0 | 0 | 3 | 3 | 0.00 | 0.000 | | |
| 36 Lance Carter, R (4,1) ERA: | 2.0 | 6 | 0 | 0 | 0 | 1 | 0 | 0 | 0 | 0 | 0 | 0 | 0 | 0 | 8 | 8 | 0.00 | 0.000 | | |
| 43 Yhency Brazoban, R (6,1) ERA: 13.5 | 1.0 | L 6 | 3 | 2 | 2 | 0 | 0 | 0 | 0 | 0 | 0 | 0 | 0 | 0 | 6 | 6 | 18.00 | 3.000 | | |
| 56 Hung-Chih Kuo, L (7,1) ERA: | 1.0 | 5 | 1 | 0 | 0 | 0 | 1 | 0 | 0 | 0 | 0 | 0 | 0 | 0 | 10 | 19 | 0.00 | 2.000 | | |

| Batter | 1 | 2 | 3 | 4 | 5 | 6 | 7 | 8 | 9 | AB | R | H | RBI | BB | SO | LOB | TOP | | | | | |
|---|---|---------------------------------|------------------------------|---------------------------------|------------------------------|---------------------------------|------------------------------|----------------------------------|------------------------------|---------------------------------|------------------------------|---------------------------------|------------------------------|---------------------------------|------------------------------|---------------------------------|------------------------------|---------------------------------|----------------------------------|------------------------------------|-------------------------|--------|
| 4 Pete Orr, L OBP: 0.208, SLG: 0.292 | | | | | | | | | | 5 | 1 | 1 | 0 | 0 | 0 | 3 | | | | | | |
| 64 Cesar Crespo, S OBP: 0.152, SLG: 0.125 Van Pope, R | | | | | | | | | | 4 | 0 | 0 | 0 | 0 | 0 | 1 | | | | | | |
| 23 Matt Diaz, R OBP: 0.378, SLG: 0.676 | | | | | | | | | | 5 | 2 | 2 | 2 | 0 | 2 | 0 | | | | | | |
| Adam LaRoche, L OBP: 0.360, SLG: 0.318 Scott Mullen, R | | | | | | | | | | 4 | 1 | 2 | 0 | 0 | 1 | 0 | | | | | | |
| 70 Clint Sammons, R | | | | | | | | | | 0 | 0 | 0 | 0 | 0 | 0 | 0 | | | | | | |
| 16 Brian McCann, L OBP: 0.292, SLG: 0.227 88 Diory Hernandez, R OBP: 0.333, SLG: 0.333 | | | | | | | | | | 4 | 0 | 2 | 1 | 0 | 1 | 1 | | | | | | |
| 57 Michael Ryan, L OBP: 0.333, SLG: 0.514 | | | | | | | | | | 3 | 1 | 1 | 0 | 1 | 0 | 3 | | | | | | |
| 58 David Kelton, R OBP: 0.250, SLG: 0.258 | | | | | | | | | | 4 | 0 | 2 | 1 | 0 | 1 | 1 | | | | | | |
| Tony Pena Jr., R OBP: 0.267, SLG: 0.321 38 Wes Obermueller, R OBP: 1.000, SLG: 1.000 76 J.J. Jurries, R OBP: 0.517, SLG: 0.826 | | | | | | | | | | 3 | 0 | 0 | 0 | 0 | 1 | 3 | | | | | | |
| Horacio Ramirez, L | | | | | | | | | | 2 | 0 | 0 | 0 | 0 | 0 | 2 | | | | | | |
| Yunel Escobar, R OBP: 0.500, SLG: 0.667 | | | | | | | | | | 2 | 0 | 1 | 1 | 0 | 0 | 2 | | | | | | |
| 50 Anthony Lerew, L | | | | | | | | | | 0 | 0 | 0 | 0 | 0 | 0 | 0 | | | | | | |
| Brian O'Connor, L | | | | | | | | | | 0 | 0 | 0 | 0 | 0 | 0 | 0 | | | | | | |
| Inning Stats | R: 0 E: 0 K: 1 S: 5 | H: 0 LOB: 0 BB: 0 P: 5 | R: 0 E: 1 K: 0 S: 5 | H: 2 LOB: 2 BB: 0 P: 5 | R: 0 E: 0 K: 0 S: 3 | H: 0 LOB: 0 BB: 0 P: 3 | R: 2 E: 1 K: 0 S: 6 | H: 2 LOB: 2 BB: 1 P: 10 | R: 2 E: 0 K: 0 S: 6 | H: 4 LOB: 1 BB: 0 P: 7 | R: 0 E: 0 K: 2 S: 8 | H: 1 LOB: 1 BB: 0 P: 9 | R: 0 E: 0 K: 2 S: 7 | H: 0 LOB: 0 BB: 0 P: 7 | R: 1 E: 0 K: 1 S: 8 | H: 3 LOB: 2 BB: 0 P: 8 | R: 0 E: 0 K: 0 S: 3 | H: 0 LOB: 1 BB: 1 P: 7 | 1B: 9 2B: 3 3B: 0 HR: 1 | SF: 0 SAC: 0 DP: 1 HBP: 0 | WP: 1 PB: 0 CS: 0 | PA: 41 |
| PITCHER | IP WLS BF H R ER SO BB IBB HBP BLK WP HR S P ERA WHIP | | | | | | | | | | | | | | | | | | | | | |
| 17 Jose Lima, R ERA: 6.75 | 4.0 | 18 | 4 | 2 | 2 | 1 | 1 | 0 | 0 | 0 | 0 | 0 | 0 | 1 | 19 | 23 | 4.50 | 1.250 | | | | |
| Geremi Gonzalez, R ERA: 5.68 | 3.1 | 15 | 6 | 3 | 3 | 5 | 0 | 0 | 0 | 0 | 0 | 1 | 0 | 25 | 27 | 8.10 | 1.800 | | | | | |
| Chad Bradford, R ERA: 2.7 | 0.2 | 4 | 2 | 0 | 0 | 0 | 0 | 0 | 0 | 0 | 0 | 0 | 0 | 4 | 4 | 0.00 | 3.000 | | | | | |
| 13 Billy Wagner, L ERA: 3.6 | 1.0 | W | 4 | 0 | 0 | 0 | 1 | 0 | 0 | 0 | 0 | 0 | 0 | 3 | 7 | 0.00 | 1.000 | | | | | |

Atlanta Braves @ New York Mets
Tradition Field, Port St. Lucie, FL
Thu Mar 16 2006, 7:10 PM EST
Att. 6,521 - Clear - 68 F

AB 39
R 5
H 12
RBI 5
BB 2
SO 6
LOB 17



| Batter | 1 | 2 | 3 | 4 | 5 | 6 | 7 | 8 | 9 | AB | R | H | RBI | BB | SO | LOB | BOTTOM | | | | | |
|--|---|---------------------------------|------------------------------|---------------------------------|------------------------------|---------------------------------|------------------------------|---------------------------------|------------------------------|---------------------------------|------------------------------|----------------------------------|------------------------------|---------------------------------|------------------------------|---------------------------------|------------------------------|----------------------------------|----------------------------------|------------------------------------|-------------------------|--------|
| Kazuo Matsui, S OBP: 0.225, SLG: 0.282 Jeff Keppinger, R OBP: 0.278, SLG: 0.370 | | | | | | | | | | 1 | 1 | 1 | 0 | 0 | 0 | 0 | | | | | | |
| 16 Paul Lo Duca, R OBP: 0.474, SLG: 0.563 10 Endy Chavez, L | | | | | | | | | | 3 | 0 | 1 | 0 | 0 | 0 | 0 | | | | | | |
| 5 David Wright, R OBP: 0.368, SLG: 0.469 Victor Diaz, R OBP: 0.289, SLG: 0.405 | | | | | | | | | | 2 | 1 | 0 | 0 | 1 | 0 | 2 | | | | | | |
| Cliff Floyd, L OBP: 0.514, SLG: 0.767 11 Ramon Castro, R OBP: 0.455, SLG: 0.690 | | | | | | | | | | 3 | 1 | 3 | 3 | 0 | 0 | 0 | | | | | | |
| Xavier Nady, R OBP: 0.447, SLG: 0.667 Chris Basak, R OBP: 0.308, SLG: 0.462 | | | | | | | | | | 3 | 1 | 2 | 0 | 0 | 0 | 1 | | | | | | |
| Julio Franco, R OBP: 0.455, SLG: 0.444 73 Todd Self, L OBP: 0.269, SLG: 0.417 | | | | | | | | | | 2 | 0 | 1 | 0 | 1 | 0 | 2 | | | | | | |
| Chris Woodward, R OBP: 0.353, SLG: 0.321 Corey Ragsdale, R OBP: 0.313, SLG: 0.154 | | | | | | | | | | 4 | 0 | 0 | 0 | 0 | 0 | 5 | | | | | | |
| 44 Lastings Milledge, R OBP: 0.343, SLG: 0.382 | | | | | | | | | | 4 | 1 | 2 | 1 | 0 | 0 | 3 | | | | | | |
| 17 Jose Lima, R | | | | | | | | | | 1 | 0 | 0 | 0 | 0 | 0 | 1 | | | | | | |
| Geremi Gonzalez, R OBP: 1.000, SLG: 1.000 Chad Bradford, R | | | | | | | | | | 1 | 0 | 1 | 0 | 1 | 0 | 0 | | | | | | |
| 13 Billy Wagner, L | | | | | | | | | | 0 | 0 | 0 | 0 | 0 | 0 | 0 | | | | | | |
| 26 Tike Redman, L OBP: 0.293, SLG: 0.405 | | | | | | | | | | 0 | 0 | 0 | 0 | 0 | 0 | 0 | | | | | | |
| Inning Stats | R: 1 E: 0 K: 0 S: 6 | H: 3 LOB: 1 BB: 0 P: 6 | R: 0 E: 0 K: 0 S: 4 | H: 2 LOB: 1 BB: 0 P: 4 | R: 0 E: 0 K: 0 S: 3 | H: 0 LOB: 0 BB: 0 P: 3 | R: 0 E: 0 K: 0 S: 5 | H: 2 LOB: 2 BB: 0 P: 5 | R: 0 E: 0 K: 0 S: 2 | H: 0 LOB: 0 BB: 1 P: 6 | R: 3 E: 0 K: 0 S: 6 | H: 3 LOB: 2 BB: 2 P: 14 | R: 0 E: 0 K: 0 S: 2 | H: 0 LOB: 0 BB: 1 P: 6 | R: 0 E: 0 K: 1 S: 5 | H: 0 LOB: 0 BB: 0 P: 5 | R: 0 E: 0 K: 0 S: 4 | H: 2 LOB: 2 BB: 1 P: 10 | 1B: 9 2B: 2 3B: 0 HR: 1 | SF: 1 SAC: 1 DP: 4 HBP: 1 | WP: 0 PB: 1 CS: 0 | PA: 40 |
| PITCHER | IP WLS BF H R ER SO BB IBB HBP BLK WP HR S P ERA WHIP | | | | | | | | | | | | | | | | | | | | | |
| Horacio Ramirez, L ERA: 4.5 | 5.0 | 20 | 7 | 1 | 1 | 0 | 1 | 0 | 0 | 0 | 0 | 0 | 0 | 1 | 6 | 14 | 27.00 | 5.000 | | | | |
| 38 Wes Obermueller, R ERA: 11.57 | 1.0 | B | 8 | 3 | 3 | 3 | 0 | 2 | 0 | 0 | 0 | 0 | 0 | 2 | 6 | 0.00 | 1.000 | | | | | |
| Scott Mullen, L ERA: 6.0 | 1.0 | 3 | 0 | 0 | 0 | 0 | 1 | 0 | 0 | 0 | 0 | 0 | 0 | 2 | 6 | 0.00 | 1.000 | | | | | |
| 50 Anthony Lerew, R ERA: 16.2 | 1.2 | L | 8 | 1 | 2 | 2 | 1 | 1 | 0 | 1 | 0 | 0 | 0 | 8 | 13 | 10.80 | 1.200 | | | | | |
| Brian O'Connor, L ERA: 4.5 | 0.0 | 1 | 1 | 0 | 0 | 0 | 0 | 0 | 0 | 0 | 0 | 0 | 0 | 1 | 2 | ∞ | ∞ | | | | | |

Atlanta Braves @ New York Mets
Tradition Field, Port St. Lucie, FL
Thu Mar 16 2006, 7:10 PM EST
Att. 6,521 - Clear - 68 F

AB 32
R 6
H 12
RBI 6
BB 5
SO 1
LOB 18



| Batter | 1 | 2 | 3 | 4 | 5 | 6 | 7 | 8 | 9 | AB | R | H | RBI | BB | SO | LOB | TOP | | | | | |
|---|---|---------------------------------|------------------------------|---------------------------------|------------------------------|---------------------------------|------------------------------|---------------------------------|------------------------------|---------------------------------|------------------------------|---------------------------------|------------------------------|---------------------------------|------------------------------|---------------------------------|---|---------------------------------|----------------------------------|------------------------------------|-------------------------|--------|
| Ryan Langerhans, L (1,8) OBP: 0.486, SLG: 0.556 | F8 | | G3-1 | | | | | K2-3 | | 4 | 0 | 1 | 1 | 0 | 1 | 0 | Atlanta Braves @ New York Mets Tradition Field, Port St. Lucie, FL Sat Mar 18 2006, 1:10 PM EST Att: 5,338 - Sunny - 75 F | | | | | |
| Yunel Escobar, R (1,6) OBP: 0.397, SLG: 0.462 | G6-3 | | G1-3 | | | | | G6-3 | | 4 | 0 | 0 | 0 | 0 | 0 | 1 | | | | | | |
| 23 Matt Diaz, R (1,9) OBP: 0.386, SLG: 0.636 | 1B | | G6-3 | | | | | K | | 4 | 0 | 2 | 0 | 0 | 1 | 0 | | | | | | |
| Adam LaRoche, L (1,3) OBP: 0.310, SLG: 0.269 | G1-3 | | | | | | | F7 | | 4 | 0 | 0 | 0 | 0 | 0 | 2 | | | | | | |
| 66 Jarrod Saltalamacchia, S (1,2) OBP: 0.226, SLG: 0.516 | | | HR | | | | | 1B | | 4 | 1 | 2 | 1 | 0 | 1 | 1 | | | | | | |
| 90 Brandon Jones, L (9, PR) OBP: 0.429, SLG: 0.643 | | | | | | | | 1B | | 0 | 0 | 0 | 0 | 0 | 0 | 0 | | | | | | |
| Eric Campbell, R (1,5) | K | | | | | | | P3 | | 4 | 0 | 0 | 0 | 0 | 2 | 2 | | | | | | |
| 58 David Kelton, R (1,7) OBP: 0.243, SLG: 0.250 | G5-3 | | | | | | | F7 | | 4 | 1 | 1 | 0 | 0 | 1 | 1 | | | | | | |
| Tony Pena Jr., R (1,4) OBP: 0.294, SLG: 0.344 | 1B | | | | | | | K2-3 | | 3 | 0 | 1 | 0 | 0 | 1 | 1 | | | | | | |
| 36 Chuck James, L (1,1) OBP: 0.500, SLG: 0.500 | K | | | | | | | P4 | | 1 | 0 | 0 | 0 | 0 | 1 | 1 | | | | | | |
| Grégor Blanco, L (5, PH) | | | | | | | | | | 1 | 0 | 0 | 0 | 0 | 0 | 1 | | | | | | |
| 71 Sean White, R (5, 1) | | | | | | | | | | 0 | 0 | 0 | 0 | 0 | 0 | 0 | | | | | | |
| 8 Carlos Mendez, R (7, PH) | | | | | | | | | | 1 | 0 | 0 | 0 | 0 | 0 | 0 | | | | | | |
| Ken Ray, R (7, 1) OBP: 0.500, SLG: 0.500 | | | | | | | | | | 0 | 0 | 0 | 0 | 0 | 0 | 0 | | | | | | |
| Inning Stats | R: 0 E: 0 K: 0 S: 4 | H: 1 LOB: 1 BB: 0 P: 6 | R: 1 E: 0 K: 2 S: 9 | H: 2 LOB: 1 BB: 0 P: 9 | R: 0 E: 0 K: 0 S: 3 | H: 0 LOB: 0 BB: 0 P: 3 | R: 0 E: 0 K: 1 S: 5 | H: 0 LOB: 0 BB: 0 P: 5 | R: 1 E: 0 K: 0 S: 6 | H: 2 LOB: 1 BB: 0 P: 6 | R: 0 E: 0 K: 1 S: 6 | H: 1 LOB: 1 BB: 0 P: 6 | R: 0 E: 0 K: 2 S: 7 | H: 0 LOB: 0 BB: 0 P: 7 | R: 0 E: 0 K: 0 S: 7 | H: 0 LOB: 0 BB: 0 P: 7 | R: 0 E: 0 K: 0 S: 4 | H: 1 LOB: 1 BB: 0 P: 4 | 1B: 5 2B: 1 3B: 0 HR: 1 | SF: 0 SAC: 0 DP: 0 HBP: 0 | WP: 0 PB: 0 CS: 0 | PA: 34 |
| PITCHER | IP WLS BF H R ER SO BB IBB HBP BLK WP HR S P ERA WHIP | | | | | | | | | | | | | | | | | | | | | |
| 34 Mike Pelfrey, R (1, 1) ERA: 1.29 | 4.0 15 3 1 1 3 0 0 0 0 0 1 21 23 2.25 0.750 | | | | | | | | | | | | | | | | | | | | | |
| 33 John Maine, R (5, 1) ERA: 12.6 | 1.0 5 2 1 1 0 0 0 0 0 0 0 6 6 9.00 2.000 | | | | | | | | | | | | | | | | | | | | | |
| Juan Pablo Perez, L (6, 1) ERA: 3.38 | 2.1 W 8 1 0 0 4 0 0 0 0 0 0 16 16 0.00 0.429 | | | | | | | | | | | | | | | | | | | | | |
| 59 Mitch Wylie, R (8, 1) ERA: 5.4 | 0.2 H 2 0 0 0 1 0 0 0 0 0 0 4 4 0.00 0.000 | | | | | | | | | | | | | | | | | | | | | |
| 13 Billy Wagner, L (9, 1) ERA: 3.0 | 1.0 S 4 1 0 0 0 0 0 0 0 0 0 4 4 0.00 1.000 | | | | | | | | | | | | | | | | | | | | | |

| | |
|-----|----|
| AB | 34 |
| R | 2 |
| H | 7 |
| RBI | 2 |
| BB | 0 |
| SO | 8 |
| LOB | 10 |




| Batter | 1 | 2 | 3 | 4 | 5 | 6 | 7 | 8 | 9 | AB | R | H | RBI | BB | SO | LOB | BOTTOM | | | |
|---|---|---------------------------------|------------------------------|---------------------------------|------------------------------|---------------------------------|------------------------------|---------------------------------|------------------------------|---------------------------------|------------------------------|---------------------------------|-------------------------------|----------------------------------|------------------------------|---------------------------------|---|------------------------------------|-------------------------|--------|
| 1 Anderson Hernandez, S (1,4) OBP: 0.313, SLG: 0.290 | K | | F9 | | | | | G4-3 | | 4 | 1 | 1 | 0 | 0 | 1 | 0 | Atlanta Braves @ New York Mets Tradition Field, Port St. Lucie, FL Sat Mar 18 2006, 1:10 PM EST Att: 5,338 - Sunny - 75 F | | | |
| 16 Paul Lo Duca, R (1,2) OBP: 0.455, SLG: 0.684 | G5-3 | | | | | | | K | | 3 | 1 | 1 | 1 | 0 | 0 | 0 | | | | |
| 70 Sandy Martinez, L (8,2) OBP: 0.389, SLG: 0.706 | | | | | | | | | | 1 | 0 | 0 | 0 | 0 | 1 | 0 | | | | |
| 15 Carlos Beltrán, S (1,8) OBP: 0.520, SLG: 0.429 | G4-3 | | | | | | | | | 3 | 0 | 0 | 0 | 0 | 0 | 0 | | | | |
| 10 Endy Chavez, L (7,8) OBP: 0.500, SLG: 0.200 | | | | | | | | | | 0 | 0 | 0 | 0 | 0 | 0 | 0 | | | | |
| Cliff Floyd, L (1,7) OBP: 0.474, SLG: 0.697 | | | | | | | | | | 3 | 0 | 0 | 0 | 0 | 0 | 0 | | | | |
| 26 Tike Redman, L (7,7) OBP: 0.296, SLG: 0.395 | P5 | | | | | | | | | 0 | 0 | 0 | 0 | 0 | 0 | 0 | | | | |
| 5 David Wright, R (1,5) OBP: 0.341, SLG: 0.429 | F8 | | | | | | | | | 3 | 0 | 0 | 0 | 0 | 1 | 0 | | | | |
| 22 Jose Valentin, S (8,5) OBP: 0.500, SLG: 0.500 | F9 | | | | | | | | | 0 | 0 | 0 | 0 | 0 | 0 | 0 | | | | |
| Xavier Nady, R (1,9) OBP: 0.415, SLG: 0.615 | F7 | | | | | | | | | 3 | 0 | 0 | 0 | 0 | 2 | 0 | | | | |
| 64 Julio Ramirez, R (8,9) OBP: 0.182, SLG: 0.286 | | | | | | | | | | 0 | 0 | 0 | 0 | 0 | 0 | 0 | | | | |
| Julio Franco, R (1,3) OBP: 0.520, SLG: 0.526 | | | | | | | | | | 1 | 1 | 1 | 0 | 2 | 0 | 0 | | | | |
| 73 Todd Self, L (8,3) OBP: 0.276, SLG: 0.385 | | | | | | | | | | 0 | 0 | 0 | 0 | 0 | 0 | 0 | | | | |
| Chase Lambin, S (1,6) OBP: 0.286, SLG: 0.429 | | | | | | | | | | 3 | 0 | 1 | 0 | 0 | 1 | 2 | | | | |
| 34 Mike Pelfrey, R (1, 1) ERA: 4.35 | | | | | | | | | | 1 | 0 | 0 | 0 | 0 | 0 | 1 | | | | |
| 33 John Maine, R (5, 1) ERA: 12.6 | | | | | | | | | | 0 | 0 | 0 | 0 | 0 | 0 | 0 | | | | |
| Bobby Malek, L (5, PH) | | | | | | | | | | 1 | 0 | 0 | 0 | 0 | 0 | 1 | | | | |
| Juan Pablo Perez, R (8, 1) | | | | | | | | | | 0 | 0 | 0 | 0 | 0 | 0 | 0 | | | | |
| 59 Mitch Wylie, R (8, 1) | | | | | | | | | | 0 | 0 | 0 | 0 | 0 | 0 | 0 | | | | |
| 71 Jesus Flores, R (8, PH) | | | | | | | | | | 1 | 0 | 0 | 0 | 0 | 0 | 0 | | | | |
| 13 Billy Wagner, L (9, 1) ERA: 3.0 | | | | | | | | | | 0 | 0 | 0 | 0 | 0 | 0 | 0 | | | | |
| Inning Stats | R: 0 E: 0 K: 1 S: 5 | H: 0 LOB: 0 BB: 0 P: 5 | R: 0 E: 0 K: 0 S: 3 | H: 0 LOB: 0 BB: 0 P: 3 | R: 1 E: 0 K: 0 S: 5 | H: 1 LOB: 0 BB: 1 P: 9 | R: 0 E: 0 K: 0 S: 4 | H: 1 LOB: 0 BB: 0 P: 4 | R: 0 E: 0 K: 1 S: 5 | H: 0 LOB: 0 BB: 0 P: 5 | R: 1 E: 1 K: 0 S: 5 | H: 1 LOB: 1 BB: 0 P: 5 | R: 0 E: 0 K: 3 S: 10 | H: 1 LOB: 1 BB: 0 P: 10 | R: 0 E: 0 K: 1 S: 5 | H: 0 LOB: 0 BB: 0 P: 5 | 1B: 2 2B: 1 3B: 0 HR: 1 | SF: 0 SAC: 0 DP: 1 HBP: 0 | WP: 0 PB: 0 CS: 0 | PA: 29 |
| PITCHER | IP WLS BF H R ER SO BB IBB HBP BLK WP HR S P ERA WHIP | | | | | | | | | | | | | | | | | | | |
| 36 Chuck James, L (1, 1) ERA: 4.35 | 4.0 14 2 2 2 1 1 0 0 0 0 1 17 21 4.50 0.750 | | | | | | | | | | | | | | | | | | | |
| 71 Sean White, R (5, 1) ERA: 3.38 | 2.0 L 8 1 1 0 1 1 0 0 0 0 0 10 14 0.00 1.000 | | | | | | | | | | | | | | | | | | | |
| Ken Ray, R (7, 1) ERA: 5.4 | 2.0 7 1 0 0 4 0 0 0 0 0 0 15 15 0.00 0.500 | | | | | | | | | | | | | | | | | | | |



| Batter | 1 | 2 | 3 | 4 | 5 | 6 | 7 | 8 | 9 | AB | R | H | RBI | BB | SO | LOB | TOP | | | |
|--|---------------------------------------|---------------------------------------|---------------------------------------|---------------------------------------|---------------------------------------|---------------------------------------|---------------------------------------|---------------------------------------|---------------------------------------|---------------------------------------|---------------------------------------|---------------------------------------|---------------------------------------|---------------------------------------|---------------------------------------|---------------------------------------|--|------------------------------------|----------------------------------|--------|
| Tony Womack, L OBP: 0.419, SLG: 0.393 37 Brian Shackelford, L OBP: 0.329, SLG: 0.324 34 Robert Stratton, R OBP: 0.304, SLG: 0.381 Ryan Wagner, R | 0-0 1B | | 0-0 15 HR 1B | 4-0 BB | | 0-0 G4-3 | | 0-0 G6-3 | | 3 | 1 | 2 | 0 | 1 | 0 | 1 | <p>Cincinnati Reds @ Atlanta Braves</p> <p>Cracker Jack Stadium, Lake Buena Vista, FL</p> <p>Sat Mar 18 2006, 1:05 PM EST</p> <p>Att: 9,069 - Sunny - 79 F</p> | | | |
| 15 Dewayne Wise, L OBP: 0.444, SLG: 0.939 | 0-0 12 G6-4-3 1B | | 1-0 HR | 0-0 L4 | | | 0-0 G6-3 12 1B | 4-0 27 1B BB | 4 | 3 | 3 | 2 | 1 | 0 | 2 | | | | | |
| Felipe Lopez, S OBP: 0.289, SLG: 0.324 70 Earl Snyder, R OBP: 0.304, SLG: 0.381 | 0-3 K | | 0-0 12 2B 1B | | 0-0 12 S ² 1B | | 0-0 G6-3 | 0-3 K | 4 | 1 | 2 | 0 | 0 | 1 | 3 | | | | | |
| 12 Edwin Encarnación, R OBP: 0.548, SLG: 1.158 Adam Rosales, R OBP: 1.000, SLG: 1.000 | 0-0 G6-4-3 1-2 | | 0-0 1B | 1-0 P3 | | 0-0 1B | 0-0 1B | 0-0 54 BB 27 1B 1B | 4 | 0 | 2 | 2 | 0 | 0 | 3 | | | | | |
| Scott Hatteberg, L OBP: 0.364, SLG: 0.483 26 Eric Crozier, L | | 0-0 F7 | 0-0 G3 | | 0-3 K | | 0-0 27 G4-6-3 1B | 0-3 K | 4 | 0 | 1 | 0 | 0 | 1 | 2 | | | | | |
| 27 Chris Denorfia, R OBP: 0.311, SLG: 0.275 | | 0-0 G3 | | 0-0 54 S 1B | 0-0 F8 | | 0-0 G4-6-3 | 0-0 54 BB 1-2 2-H 1B | 5 | 1 | 2 | 1 | 0 | 0 | 3 | | | | | |
| 54 Andy Abad, L OBP: 0.441, SLG: 0.429 | | 0-0 G4-3 | | 1-0 SH5-4 1B | | 0-0 9 FC4-6 1B | | 0-3 K | 4 | 0 | 2 | 1 | 1 | 1 | 0 | | | | | |
| Dane Sardinha, R OBP: 0.400, SLG: 0.357 80 Steve Torrealba, R OBP: 0.500, SLG: 0.500 | | | 0-0 G6-3 | 0-0 F7 | | 0-3 K | | 0-0 67 1B 2B | 4 | 0 | 1 | 0 | 0 | 1 | 2 | | | | | |
| Dave Williams, L OBP: 0.400, SLG: 0.357 75 Jake Robbins, R OBP: 0.500, SLG: 0.500 | | | 0-0 F7 | 0-0 SH5-4 | | 0-0 FC4-6 | | 0-0 34 G6-3 1B | 1 | 0 | 0 | 0 | 0 | 0 | 0 | | | | | |
| 9 Jacob Cruz, L OBP: 0.440, SLG: 0.389 67 Aaron Harr, R OBP: 0.600, SLG: 0.600 | | | 0-0 F7 | 0-0 SH5-4 | | 0-0 FC4-6 | | 0-0 34 G6-3 1B | 1 | 0 | 0 | 0 | 0 | 0 | 0 | | | | | |
| Inning Stats | R: 0 E: 0 K: 1 S: 6 | H: 2 LOB: 1 BB: 0 P: 6 | R: 0 E: 0 K: 0 S: 3 | H: 0 LOB: 0 BB: 0 P: 3 | R: 3 E: 0 K: 0 S: 7 | H: 4 LOB: 1 BB: 0 P: 8 | R: 1 E: 0 K: 0 S: 5 | H: 2 LOB: 2 BB: 1 P: 10 | R: 0 E: 0 K: 1 S: 6 | H: 1 LOB: 1 BB: 0 P: 7 | R: 0 E: 0 K: 1 S: 6 | H: 3 LOB: 2 BB: 0 P: 5 | R: 0 E: 0 K: 3 S: 6 | H: 2 LOB: 1 BB: 0 P: 6 | R: 1 E: 0 K: 3 S: 11 | H: 2 LOB: 3 BB: 2 P: 19 | 1B: 13 2B: 3 3B: 0 HR: 1 | SF: 0 SAC: 1 DP: 3 HBP: 0 | WP: 0 PB: 0 SB: 3 CS: 0 | PA: 44 |
| PITCHER | IP WLS BF H R ER SO | IP WLS BF H R ER SO | IP WLS BF H R ER SO | IP WLS BF H R ER SO | IP WLS BF H R ER SO | IP WLS BF H R ER SO | IP WLS BF H R ER SO | IP WLS BF H R ER SO | IP WLS BF H R ER SO | IP WLS BF H R ER SO | IP WLS BF H R ER SO | IP WLS BF H R ER SO | IP WLS BF H R ER SO | IP WLS BF H R ER SO | IP WLS BF H R ER SO | IP WLS BF H R ER SO | ERA WHIP | ERA WHIP | | |
| John Thomson, R ERA: 7.71 | 5.0 W 24 | 9 4 4 2 | 1 0 0 0 | 0 0 0 0 | 0 0 11 11 | 7.20 2.000 | | | | | | | | | | | | | | |
| Peter Moylan, R ERA: 4.5 | 2.0 9 4 1 1 1 | 0 0 0 0 | 0 0 0 0 | 0 0 6 6 | 4.50 2.000 | | | | | | | | | | | | | | | |
| Travis Smith, R ERA: 7.88 | 1.0 7 2 1 1 3 | 2 0 0 0 | 0 0 0 0 | 0 0 11 19 | 9.00 4.000 | | | | | | | | | | | | | | | |
| Brian O'Connor, L ERA: 6.0 | 1.0 7 2 1 1 3 | 2 0 0 0 | 0 0 0 0 | 0 0 11 19 | 9.00 4.000 | | | | | | | | | | | | | | | |

AB 40
R 6
H 17
RBI 6
BB 3
SO 7
LOB 25



| Batter | 1 | 2 | 3 | 4 | 5 | 6 | 7 | 8 | 9 | AB | R | H | RBI | BB | SO | LOB | BOTTOM | | | |
|---|---------------------------------------|---------------------------------------|---------------------------------------|---------------------------------------|---------------------------------------|---------------------------------------|---------------------------------------|---------------------------------------|---------------------------------------|---------------------------------------|---------------------------------------|---------------------------------------|---------------------------------------|---------------------------------------|---------------------------------------|---------------------------------------|--|------------------------------------|----------------------------------|--------|
| 4 Pete Orr, L OBP: 0.194, SLG: 0.258 Peter Moylan, R | 0-3 K | 0-0 G3-4-1 | | 0-0 10 F8 16 2B 1B | 0-0 F7 | | 4-0 G3-6-1 BB | | | 4 | 1 | 1 | 0 | 0 | 1 | 0 | <p>Cincinnati Reds @ Atlanta Braves</p> <p>Cracker Jack Stadium, Lake Buena Vista, FL</p> <p>Sat Mar 18 2006, 1:05 PM EST</p> <p>Att: 9,069 - Sunny - 79 F</p> | | | |
| Steve Doetsch, R OBP: 0.375, SLG: 0.167 Travis Smith, R | | | | 0-0 16 2B 1B | 0-0 F7 | | 0-0 G3-6-1 | | | 0 | 0 | 0 | 0 | 0 | 0 | 0 | | | | |
| Brian O'Connor, L | | | | 0-0 16 2B 1B | 0-0 F7 | | 0-0 G3-6-1 | | | 0 | 0 | 0 | 0 | 0 | 0 | 0 | | | | |
| 11 Edgar Renteria, R OBP: 0.400, SLG: 0.607 Elvis Andrus, R OBP: 0.400, SLG: 0.250 | 0-0 HR | 4-0 BB | | 0-0 16 2B 1B | 0-0 FC6-4 1B | | 0-0 G3-6-1 | | | 2 | 2 | 1 | 1 | 0 | 0 | 1 | | | | |
| 10 Chipper Jones, S OBP: 0.333, SLG: 0.333 Wes Timmons, R | 0-0 2B 7 1B | 0-0 G6-3 | | 0-0 F8 | 0-0 FC6-4 | | 0-0 G5-3 | | | 3 | 1 | 1 | 0 | 0 | 0 | 3 | | | | |
| Andruw Jones, R OBP: 0.444, SLG: 0.467 64 Cesar Crespo, S OBP: 0.132, SLG: 0.108 | 0-0 1B | | 0-0 7 HR 1B | 4-0 16 2B 7 1B BB | | 0-0 G6-3 | | 0-0 G4-3 | | 2 | 2 | 2 | 0 | 1 | 0 | 0 | | | | |
| 16 Brian McCann, L OBP: 0.286, SLG: 0.269 70 Clint Sammons, R | 0-3 K | | 0-0 G3 | 0-0 7 1B 2B | | 0-0 G3 | | 0-0 G4-3 | | 4 | 1 | 1 | 2 | 0 | 1 | 3 | | | | |
| 7 Jeff Francoeur, R OBP: 1.000, SLG: 2.000 Matt Esquivel, R OBP: 0.100, SLG: 0.400 | 0-0 BB | | 0-0 F8 | 1-3 2-H 3-H 2B | 0-0 F7 | | 0-0 G5-3 | | | 3 | 1 | 3 | 5 | 0 | 0 | 0 | | | | |
| Brian Jordan, R OBP: 0.462, SLG: 0.409 76 Onil Joseph, S OBP: 0.250, SLG: 0.250 | 0-0 2-3 3-H 1B | | 0-0 F9 | 0-0 76 S 1B | 0-0 FC6-4 | | 0-0 G5-3 | | | 2 | 0 | 1 | 0 | 1 | 0 | 0 | | | | |
| 76 J.J. Jurries, R OBP: 0.500, SLG: 0.767 | 0-0 FC6-4 | | 0-0 F9 | 1-3 K | 0-0 K | | 0-0 G5-3 | | | 4 | 1 | 2 | 0 | 0 | 1 | 5 | | | | |
| John Thomson, R 67 Jonathan Schuerholz, R, PH OBP: 0.391, SLG: 0.750 | | 0-0 L5 | 0-3 K | | 0-0 G4-3 | | 0-0 2-H HR | | | 2 | 0 | 0 | 0 | 0 | 1 | 1 | | | | |
| Inning Stats | R: 2 E: 0 K: 2 S: 11 | H: 4 LOB: 3 BB: 1 P: 15 | R: 0 E: 0 K: 0 S: 3 | H: 0 LOB: 1 BB: 1 P: 7 | R: 2 E: 0 K: 1 S: 8 | H: 3 LOB: 0 BB: 0 P: 8 | R: 4 E: 0 K: 1 S: 9 | H: 5 LOB: 1 BB: 1 P: 14 | R: 0 E: 0 K: 0 S: 4 | H: 1 LOB: 1 BB: 0 P: 4 | R: 0 E: 0 K: 0 S: 3 | H: 0 LOB: 0 BB: 0 P: 3 | R: 2 E: 0 K: 0 S: 4 | H: 2 LOB: 0 BB: 1 P: 8 | R: 0 E: 0 K: 0 S: 3 | H: 0 LOB: 0 BB: 0 P: 3 | 1B: 9 2B: 3 3B: 0 HR: 3 | SF: 0 SAC: 0 DP: 1 HBP: 0 | WP: 0 PB: 0 SB: 1 CS: 0 | PA: 41 |
| PITCHER | IP WLS BF H R ER SO | IP WLS BF H R ER SO | IP WLS BF H R ER SO | IP WLS BF H R ER SO | IP WLS BF H R ER SO | IP WLS BF H R ER SO | IP WLS BF H R ER SO | IP WLS BF H R ER SO | IP WLS BF H R ER SO | IP WLS BF H R ER SO | IP WLS BF H R ER SO | IP WLS BF H R ER SO | IP WLS BF H R ER SO | IP WLS BF H R ER SO | IP WLS BF H R ER SO | IP WLS BF H R ER SO | ERA WHIP | ERA WHIP | | |
| Dave Williams, L ERA: 9.0 | 3.1 L 23 | 10 8 8 3 | 3 0 0 0 | 0 0 0 0 | 0 0 5 6 | 0.00 3.000 | | | | | | | | | | | | | | |
| 56 Todd Coffey, R ERA: 4.5 | 1.0 4 1 0 0 0 | 0 0 0 0 | 0 0 0 0 | 0 0 1 7 | 1.00 1.500 | | | | | | | | | | | | | | | |
| 37 Brian Shackelford, L ERA: 3.38 | 2.0 8 2 2 2 0 | 1 0 0 0 | 0 0 0 0 | 0 0 3 3 | 9.00 0.000 | | | | | | | | | | | | | | | |
| Ryan Wagner, R ERA: 3.38 | 1.0 3 0 0 0 0 | 0 0 0 0 | 0 0 0 0 | 0 0 3 3 | 0.00 0.000 | | | | | | | | | | | | | | | |

AB 37
R 10
H 15
RBI 10
BB 4
SO 4
LOB 14



| Batter | 1 | 2 | 3 | 4 | 5 | 6 | 7 | 8 | 9 | AB | R | H | RBI | BB | SO | LOB | TOP | | | | | | | | | | |
|--|------------------------------|---------------------------------|------------------------------|---------------------------------|------------------------------|---------------------------------|------------------------------|---------------------------------|------------------------------|---------------------------------|------------------------------|---------------------------------|------------------------------|---------------------------------|------------------------------|---------------------------------|---|----------------------------------|------------------------------------|----------------------------------|--------|--|--|--|--|--|--|
| Brian Jordan, R OBP: 0.464, SLG: 0.417 Ryan Langerhans, L OBP: 0.459, SLG: 0.517 | G6-3 | | FC6-4 1B | | L8 | | | G4-3 | | 2 | 0 | 1 | 0 | 0 | 0 | 0 | Atlanta Braves @ St. Louis Cardinals Roger Dean Stadium, Jupiter, FL Sun Mar 19 2006, 1:05 PM EST Att: 7,549 - Partly Cloudy - 76 F | | | | | | | | | | |
| 11 Edgar Renteria, R OBP: 0.375, SLG: 0.567 Tony Pena Jr., R OBP: 0.306, SLG: 0.382 | K | | FC6-4 1-2 | | | | | K | | 2 | 0 | 0 | 0 | 0 | 1 | 1 | | | | | | | | | | | |
| 10 Chipper Jones, S OBP: 0.400, SLG: 0.250 64 Cesar Crespo, S OBP: 0.125, SLG: 0.103 | BB | | | | G4-3 | | | K | | 1 | 0 | 0 | 0 | 1 | 0 | 0 | | | | | | | | | | | |
| Andruw Jones, R OBP: 0.429, SLG: 0.500 58 David Kelton, R OBP: 0.237, SLG: 0.243 | F9 | | | | G4-3 7 E | | | K | | 3 | 1 | 1 | 0 | 0 | 1 | 1 | | | | | | | | | | | |
| Adam LaRoche, L OBP: 0.281, SLG: 0.241 76 J.J. Jurries, R OBP: 0.486, SLG: 0.742 | L3 | | | | G4-3 | | | K | | 3 | 0 | 0 | 0 | 0 | 1 | 1 | | | | | | | | | | | |
| 7 Jeff Francoeur, R OBP: 0.697, SLG: 1.200 40 Lance Cormier, R Joey Devine, R 66 Jarrod Saltalamacchia, (6 PH) OBP: 0.219, SLG: 0.500 | CS BB | | | | E6 | | | G5-3 | | 2 | 0 | 0 | 0 | 1 | 0 | 0 | | | | | | | | | | | |
| 4 Pete Orr, L OBP: 0.176, SLG: 0.235 | F8 | | | | G3 | | | G4-1 | | 2 | 0 | 0 | 0 | 0 | 0 | 0 | | | | | | | | | | | |
| Todd Pratt, R OBP: 0.286, SLG: 0.333 | | | | | G6-3 | | | | | 3 | 1 | 1 | 0 | 0 | 0 | 0 | | | | | | | | | | | |
| 15 Tim Hudson, R 57 Michael Ryan, L OBP: 0.325, SLG: 0.500 | G6-3 | | | | G6-3 | | | G3-4-1 | | 1 | 0 | 0 | 0 | 0 | 0 | 0 | | | | | | | | | | | |
| Inning Stats | R: 0 E: 0 K: 1 S: 5 | H: 0 LOB: 1 BB: 1 P: 9 | R: 0 E: 0 K: 0 S: 3 | H: 0 LOB: 0 BB: 1 P: 7 | R: 0 E: 0 K: 0 S: 4 | H: 1 LOB: 1 BB: 0 P: 4 | R: 1 E: 1 K: 0 S: 5 | H: 1 LOB: 1 BB: 0 P: 5 | R: 1 E: 0 K: 0 S: 7 | H: 2 LOB: 1 BB: 0 P: 5 | R: 0 E: 0 K: 2 S: 7 | H: 0 LOB: 0 BB: 0 P: 7 | R: 0 E: 0 K: 0 S: 3 | H: 0 LOB: 0 BB: 0 P: 3 | R: 0 E: 0 K: 0 S: 3 | H: 0 LOB: 0 BB: 0 P: 3 | | 1B: 2 2B: 2 3B: 0 HR: 0 | SF: 0 SAC: 1 DP: 0 HBP: 0 | WP: 0 PB: 0 SB: 0 CS: 1 | PA: 33 | | | | | | |
| PITCHER | IP | WLS | BF | H | R | ER | SO | BB | IBB | HBP | BLK | WP | HR | S | P | ERA | WHIP | | | | | | | | | | |
| Sidney Ponson, R ERA: 3.6 | 5.0 | W | 21 | 4 | 2 | 1 | 1 | 2 | 0 | 0 | 0 | 0 | 0 | 22 | 30 | 1.80 | 1.200 | | | | | | | | | | |
| Josh Hancock, R ERA: 3.6 | 1.0 | H | 3 | 0 | 0 | 0 | 2 | 0 | 0 | 0 | 0 | 0 | 0 | 7 | 7 | 0.00 | 0.000 | | | | | | | | | | |
| Ricardo Rincon, L ERA: 3.6 | 1.0 | | 3 | 0 | 0 | 0 | 0 | 0 | 0 | 0 | 0 | 0 | 0 | 3 | 3 | 0.00 | 0.000 | | | | | | | | | | |
| 40 Jeff Nelson, R ERA: 3.6 | 1.0 | | 3 | 0 | 0 | 0 | 2 | 0 | 0 | 0 | 0 | 0 | 0 | 7 | 7 | 0.00 | 0.000 | | | | | | | | | | |
| 48 Brad Thompson, R ERA: 2.35 | 1.0 | | 3 | 0 | 0 | 0 | 0 | 0 | 0 | 0 | 0 | 0 | 0 | 3 | 3 | 0.00 | 0.000 | | | | | | | | | | |

| Batter | 1 | 2 | 3 | 4 | 5 | 6 | 7 | 8 | 9 | AB | R | H | RBI | BB | SO | LOB | BOTTOM | | | | | | | | | | |
|---|----------------------------------|---------------------------------|------------------------------|---------------------------------|------------------------------|---------------------------------|------------------------------|----------------------------------|------------------------------|----------------------------------|------------------------------|---------------------------------|------------------------------|----------------------------------|------------------------------|----------------------------------|---|----------------------------------|------------------------------------|----------------------------------|--------|--|--|--|--|--|--|
| 22 David Eckstein, R OBP: 0.368, SLG: 0.300 7 Hector Luna, R OBP: 0.326, SLG: 0.250 | SH5-3 27 G6-3 WP HBP | | SH5-3 27 1B | | G6-3 BB | FC6-4 BLK | | FC3-6 BB | | 1 | 2 | 1 | 0 | 1 | 0 | 0 | Atlanta Braves @ St. Louis Cardinals Roger Dean Stadium, Jupiter, FL Sun Mar 19 2006, 1:05 PM EST Att: 7,549 - Partly Cloudy - 76 F | | | | | | | | | | |
| Aaron Miles, S OBP: 0.438, SLG: 0.357 | SH5-3 | | K | | G6-3 | G4-3 | | FC3-6 HR | | 4 | 1 | 0 | 0 | 1 | 6 | | | | | | | | | | | | |
| 27 Scott Rolen, R OBP: 0.364, SLG: 0.350 So Taguchi, R OBP: 0.314, SLG: 0.250 John Gall, R OBP: 0.271, SLG: 0.349 | G5-3 | | G4-6-3 1B | | BB | | | HR | | 2 | 0 | 1 | 3 | 1 | 0 | 0 | | | | | | | | | | | |
| 15 Jim Edmonds, L OBP: 0.400, SLG: 0.429 Josh Hancock, R Ricardo Rincon, L 47 Brian Daubach, L OBP: 0.438, SLG: 0.692 | G1-3 | | G4-6-3 1-2 | | F8 | | | 1B | | 3 | 0 | 0 | 0 | 0 | 3 | | | | | | | | | | | | |
| 53 John Rodriguez, L OBP: 0.308, SLG: 0.235 40 Jeff Nelson, R Deivi Cruz, R OBP: 0.154, SLG: 0.308 48 Brad Thompson, R | G1-3 | | | | F7 | G4-3 | | 1B | | 3 | 1 | 0 | 0 | 1 | 0 | 2 | | | | | | | | | | | |
| 16 Chris Duncan, L OBP: 0.369, SLG: 0.603 | K | | K | | K | | | F6 | | 5 | 0 | 1 | 2 | 0 | 3 | 2 | | | | | | | | | | | |
| 4 Yadier Molina, R OBP: 0.686, SLG: 1.000 26 Scott Spiezio, S OBP: 0.385, SLG: 0.535 | BB | | BB | | BB | BB | | P5 | | 0 | 1 | 0 | 0 | 2 | 0 | 0 | | | | | | | | | | | |
| 55 Skip Schumaker, L OBP: 0.341, SLG: 0.366 | FC6-4 | | | | BB | | | L6-4 | | 4 | 1 | 2 | 1 | 0 | 0 | 3 | | | | | | | | | | | |
| Sidney Ponson, R OBP: 0.500, SLG: 0.500 Gary Bennett, R OBP: 0.367, SLG: 0.393 | BB | | BB | | G6-3 | | | HR | | 2 | 1 | 1 | 0 | 0 | 0 | 1 | | | | | | | | | | | |
| Inning Stats | R: 1 E: 0 K: 0 S: 3 | H: 0 LOB: 0 BB: 0 P: 5 | R: 0 E: 0 K: 1 S: 5 | H: 0 LOB: 1 BB: 1 P: 9 | R: 2 E: 0 K: 1 S: 7 | H: 3 LOB: 0 BB: 0 P: 7 | R: 1 E: 0 K: 1 S: 6 | H: 1 LOB: 1 BB: 1 P: 10 | R: 0 E: 0 K: 0 S: 3 | H: 0 LOB: 2 BB: 2 P: 11 | R: 2 E: 0 K: 1 S: 8 | H: 3 LOB: 1 BB: 0 P: 8 | R: 2 E: 0 K: 0 S: 4 | H: 2 LOB: 1 BB: 2 P: 12 | R: 3 E: 0 K: 0 S: 6 | H: 3 LOB: 2 BB: 1 P: 11 | | 1B: 7 2B: 5 3B: 0 HR: 1 | SF: 0 SAC: 1 DP: 2 HBP: 2 | WP: 1 PB: 0 SB: 0 CS: 0 | PA: 43 | | | | | | |
| PITCHER | IP | WLS | BF | H | R | ER | SO | BB | IBB | HBP | BLK | WP | HR | S | P | ERA | WHIP | | | | | | | | | | |
| 15 Tim Hudson, R ERA: 3.21 | 5.0 | L | 23 | 4 | 4 | 4 | 3 | 4 | 0 | 1 | 0 | 0 | 0 | 24 | 42 | 7.20 | 1.600 | | | | | | | | | | |
| 40 Lance Cormier, R ERA: 3.6 | 2.0 | | 12 | 5 | 4 | 4 | 1 | 2 | 0 | 0 | 1 | 0 | 0 | 12 | 20 | 18.00 | 3.500 | | | | | | | | | | |
| 34 Joey Devine, R ERA: 3.0 | 1.0 | | 8 | 3 | 3 | 3 | 0 | 1 | 0 | 1 | 0 | 0 | 1 | 6 | 11 | 27.00 | 4.000 | | | | | | | | | | |



| Batter | 1 | 2 | 3 | 4 | 5 | 6 | 7 | 8 | 9 | AB | R | H | RBI | BB | SO | LOB | TOP | | | |
|---|---|---|---|---|---|---|------------------------------|---|---|---------------------------------|------------------------------|---------------------------------|------------------------------|----------------------------------|------------------------------|----------------------------------|---|------------------------------------|----------------------------------|--------|
| Brian Jordan, R OBP: 0.438, SLG: 0.393 Chris Reitsma, R (8, 1) | P5 | | L6 | | P4 | | | SF7 1B | HBP 64 FC6-5 1B | 4 | 1 | 1 | 0 | 0 | 0 | 0 | Atlanta Braves @ St. Louis Cardinals Roger Dean Stadium, Jupiter, FL Mon Mar 20 2006, 1:05 PM EST Att: 7,153 - Sunny - 80 F | | | |
| 8 Brayan Peña, S OBP: 0.273, SLG: 0.273 50 Anthony Lerew, L (9, 1) | | | | | | | | | | 0 | 0 | 0 | 0 | 0 | 0 | 0 | | | | |
| 11 Edgar Renteria, R OBP: 0.400, SLG: 0.697 Tony Peña Jr., R OBP: 0.316, SLG: 0.371 (1, 6) (5, 6) | 10 G3 2B | | HR | | F9 | | | 64 G4-3 WP BB | FC6-5 64 HBP 1B | 3 | 1 | 2 | 1 | 0 | 0 | 0 | | | | |
| 10 Chipper Jones, S OBP: 0.375, SLG: 0.286 Wes Timmons, R (1, 5) (5, 5) | G3 | | | | K | | | SF7 | 64 1B HBP | 3 | 0 | 1 | 0 | 0 | 1 | 1 | | | | |
| Ryan Langerhans, L OBP: 0.425, SLG: 0.469 64 Cesar Crespo, S OBP: 0.143, SLG: 0.122 (1, 8) (6, 8) | K | | F7 | | K | | | G4-3 | 1B | 3 | 0 | 0 | 0 | 0 | 2 | 2 | | | | |
| 23 Matt Diaz, R OBP: 0.404, SLG: 0.630 57 Michael Ryan, L OBP: 0.310, SLG: 0.474 (1, 7) (6, 7) | | | 16 G4-6-3 7 1B | | 7 HR BB | | | F9 | G6-3 | 2 | 1 | 1 | 0 | 1 | 0 | 0 | | | | |
| 7 Jeff Francoeur, R OBP: 0.687, SLG: 1.375 58 David Kelton, R OBP: 0.256, SLG: 0.263 (1, 9) (6, 9) | | | 16 G4-6-3 1B | | 1-H HR | | | P3 | 67 1B 16 G3 76 1B | 3 | 1 | 2 | 2 | 0 | 0 | 0 | | | | |
| 16 Brian McCann, L OBP: 0.250, SLG: 0.233 (1, 2) | G4-6-3 | | | | G6-3 | | | K | G3 | 4 | 0 | 0 | 0 | 0 | 1 | 3 | | | | |
| 4 Pete Orr, L OBP: 0.162, SLG: 0.216 67 Jonathan Schuerholz, R OBP: 0.417, SLG: 0.762 (1, 4) (7, 4) | K | | | | G3-1 | | | F8 | 8 1B 76 1B FC6-5 1B | 3 | 0 | 0 | 0 | 0 | 1 | 1 | | | | |
| 29 John Smoltz, R Mike Remlinger, L 66 Jarrod Saltalamacchia, R OBP: 0.212, SLG: 0.485 Oscar Villarreal, L (7, 1) 76 J.J. Junies, R OBP: 0.500, SLG: 0.750 (8, 3) | | | P3 | | K | | | K | FC6-5 8 1B 1-2 3-H 1B | 2 | 0 | 0 | 0 | 0 | 1 | 0 | | | | |
| Inning Stats | R: 0 E: 0 K: 1 S: 6 | H: 1 LOB: 1 BB: 0 P: 6 | R: 0 E: 0 K: 1 S: 6 | H: 2 LOB: 1 BB: 0 P: 6 | R: 1 E: 0 K: 0 S: 5 | H: 2 LOB: 1 BB: 0 P: 5 | R: 2 E: 0 K: 1 S: 6 | H: 1 LOB: 0 BB: 1 P: 10 | R: 0 E: 0 K: 1 S: 5 | H: 0 LOB: 0 BB: 0 P: 5 | R: 0 E: 0 K: 2 S: 7 | H: 0 LOB: 0 BB: 0 P: 7 | R: 1 E: 1 K: 1 S: 6 | H: 1 LOB: 1 BB: 1 P: 11 | R: 4 E: 0 K: 0 S: 8 | H: 5 LOB: 2 BB: 0 P: 10 | 1B: 9 2B: 1 3B: 0 HR: 2 | SF: 1 SAC: 0 DP: 1 HBP: 1 | WP: 1 PB: 0 SB: 0 CS: 0 | PA: 41 |
| PITCHER | IP WLS BF H R ER SO BB IBB HBP BLK WP HR S P ERA WHIP | 4.0 L 18 6 3 3 3 1 0 0 0 0 2 23 27 6.75 1.750 | 1.0 3 0 0 0 1 0 0 0 0 0 0 5 5 0.00 0.000 | 1.0 3 0 0 0 1 0 0 0 0 0 0 5 5 0.00 0.000 | 1.0 3 0 0 0 2 0 0 0 0 0 0 7 7 0.00 0.000 | 1.0 5 1 1 1 1 1 0 0 0 0 1 0 6 11 9.00 2.000 | PITCHER | IP WLS BF H R ER SO BB IBB HBP BLK WP HR S P ERA WHIP | 1.0 9 5 4 4 4 0 0 0 1 0 0 0 0 8 10 36.00 5.000 | | | | | | | | | | | |

| | |
|-----|----|
| AB | 37 |
| R | 8 |
| H | 12 |
| RBI | 8 |
| BB | 2 |
| SO | 8 |
| LOB | 13 |



| Batter | 1 | 2 | 3 | 4 | 5 | 6 | 7 | 8 | 9 | AB | R | H | RBI | BB | SO | LOB | BOTTOM | | | |
|---|---|---|--|---|--|---------------------------------|---|---|------------------------------|---------------------------------|------------------------------|---------------------------------|------------------------------|---------------------------------|------------------------------|---------------------------------|---|------------------------------------|----------------------------------|--------|
| 22 David Eckstein, R OBP: 0.390, SLG: 0.364 Deivi Cruz, R OBP: 0.148, SLG: 0.296 (1, 6) (7, 5) | P5 | | | | | 16 G6-4-3 1B | | G4-3 | | 3 | 0 | 2 | 0 | 0 | 0 | 0 | Atlanta Braves @ St. Louis Cardinals Roger Dean Stadium, Jupiter, FL Mon Mar 20 2006, 1:05 PM EST Att: 7,153 - Sunny - 80 F | | | |
| 16 Chris Duncan, L OBP: 0.353, SLG: 0.574 Brian Falkenberg, R (1, 9) (7, 1) | L4 | | P6 | | | G6-4-3 | | | 4-0 BB | 3 | 0 | 0 | 0 | 0 | 0 | 2 | | | | |
| 55 Skip Schumaker, L OBP: 0.356, SLG: 0.366 (8, 8) | | | | | | 1-2 3-H L4 | | | G6-4-3 BB | 3 | 0 | 1 | 0 | 0 | 0 | 1 | | | | |
| 27 Scott Rolen, R OBP: 0.360, SLG: 0.348 Michel Hernandez, R OBP: 0.360, SLG: 0.273 (1, 5) (7, 2) | F7 | | 15 G6-4-3 1B | | G6-4-3 | | | L9 | G4-3 | 2 | 0 | 0 | 0 | 1 | 0 | 1 | | | | |
| 15 Jim Edmonds, L OBP: 0.389, SLG: 0.375 Tyler Johnson, S (8, 1) Carmen Cali, L (9, 1) | | | | | G6-4-3 | | | | | 0 | 0 | 0 | 0 | 0 | 0 | 0 | | | | |
| 53 John Rodriguez, L OBP: 0.300, SLG: 0.229 (9, PH) | | | G1-3 BB | | 1-2 | | | | | 1 | 0 | 0 | 0 | 0 | 0 | 0 | | | | |
| 26 Scott Spiezo, S OBP: 0.364, SLG: 0.500 (1, 3) | K | | | | F7 | | | K | | 3 | 0 | 0 | 0 | 0 | 2 | 1 | | | | |
| So Taguchi, R OBP: 0.315, SLG: 0.255 (1, 7) (7, 9) | G1-3 | | | | | G4-3 | | | | 3 | 0 | 1 | 0 | 0 | 0 | 1 | | | | |
| 4 Yadier Molina, R OBP: 0.611, SLG: 0.833 Aaron Miles, S OBP: 0.412, SLG: 0.333 (1, 2) (7, 6) | P4 | | | | | F9 | | G3 | | 2 | 0 | 0 | 0 | 0 | 0 | 1 | | | | |
| 3 Junior Spivey, R OBP: 0.269, SLG: 0.178 (1, 4) | | | K | | | K | | K | | 3 | 0 | 0 | 0 | 0 | 3 | 0 | | | | |
| 23 Anthony Reyes, R OBP: 0.280, SLG: 0.341 (1, 1) 44 Jason Istringhausen, R (5, 1) 41 Braden Looper, R (6, 1) John Gall, R OBP: 0.280, SLG: 0.341 (7, 7) | | | K | | | 22 1B 16 G6-4-3 BB | | G6-3 | | 1 | 0 | 0 | 0 | 0 | 0 | 0 | | | | |
| Inning Stats | R: 0 E: 0 K: 0 S: 3 | H: 0 LOB: 0 BB: 0 P: 3 | R: 0 E: 0 K: 1 S: 5 | H: 0 LOB: 1 BB: 1 P: 9 | R: 0 E: 0 K: 2 S: 8 | H: 1 LOB: 0 BB: 0 P: 8 | R: 0 E: 0 K: 0 S: 3 | H: 1 LOB: 0 BB: 0 P: 3 | R: 0 E: 0 K: 1 S: 5 | H: 0 LOB: 0 BB: 1 P: 7 | R: 0 E: 0 K: 1 S: 6 | H: 1 LOB: 1 BB: 0 P: 6 | R: 0 E: 0 K: 1 S: 5 | H: 0 LOB: 0 BB: 0 P: 5 | R: 0 E: 0 K: 0 S: 2 | H: 0 LOB: 0 BB: 1 P: 6 | 1B: 3 2B: 1 3B: 0 HR: 0 | SF: 0 SAC: 0 DP: 3 HBP: 0 | WP: 0 PB: 0 SB: 0 CS: 0 | PA: 31 |
| PITCHER | IP WLS BF H R ER SO BB IBB HBP BLK WP HR S P ERA WHIP | 5.0 W 17 2 0 0 4 1 0 0 0 0 0 3 7 9.00 2.000 | 1.0 H 4 1 1 1 0 1 0 0 0 0 0 6 6 0.00 1.000 | 1.0 H 3 0 0 0 1 0 0 0 0 0 5 5 0.00 0.000 | 1.0 3 0 0 0 0 0 1 0 0 0 0 0 2 6 0.00 1.000 | PITCHER | IP WLS BF H R ER SO BB IBB HBP BLK WP HR S P ERA WHIP | 1.0 9 5 4 4 4 0 0 0 1 0 0 0 0 8 10 36.00 5.000 | | | | | | | | | | | | |

| | |
|-----|----|
| AB | 28 |
| R | 1 |
| H | 4 |
| RBI | 0 |
| BB | 3 |
| SO | 6 |
| LOB | 8 |



| Batter | 1 | 2 | 3 | 4 | 5 | 6 | 7 | 8 | 9 | 10 | AB | R | H | RBI | BB | SO | LOB | TOP | | | | | | | | | |
|--|------------------------------|---------------------------------|------------------------------|---------------------------------|------------------------------|---------------------------------|------------------------------|---------------------------------|------------------------------|---------------------------------|------------------------------|---------------------------------|------------------------------|---------------------------------|------------------------------|---------------------------------|------------------------------|---------------------------------|----------------------------------|------------------------------------|--|--|--|--|--|--|--|
| 8 Shane Victorino, S OBP: 0.301, SLG: 0.418 | L8 | | P6 | | G4-3 | | K | | G4-3 | | 5 | 0 | 0 | 0 | 0 | 1 | 3 | | | | | | | | | | |
| Chris Roberson, S OBP: 0.370, SLG: 0.535 | | | | G1-3 | | 26 1B | K | | | 27 1B | 5 | 1 | 3 | 0 | 0 | 1 | 0 | | | | | | | | | | |
| Bobby Abreu, L OBP: 0.444, SLG: 0.765 Geoff Geary, R | | | | | | F8 | | | | P4 | 2 | 0 | 0 | 0 | 1 | 1 | 2 | | | | | | | | | | |
| 27 Chris Coste, R OBP: 0.463, SLG: 0.852 | | | | | BB | | | | | | 2 | 0 | 0 | 0 | 0 | 0 | 0 | | | | | | | | | | |
| 26 Chase Utley, L OBP: 0.373, SLG: 0.727 Brennan King, R | | | | G1-3 | | | | | | G1-3 | 4 | 1 | 1 | 0 | 0 | 0 | 1 | | | | | | | | | | |
| Alex Gonzalez, R OBP: 0.368, SLG: 0.553 45 Tom Gordon, R 85 Matt Squires, L | | | | | L9 | | | | | | 4 | 1 | 2 | 1 | 0 | 1 | 1 | | | | | | | | | | |
| 6 Ryan Howard, L OBP: 0.417, SLG: 0.907 Timothy Moss, R | | | | | F8 | | | | | | 0 | 0 | 0 | 0 | 0 | 0 | 0 | | | | | | | | | | |
| Tomas Perez, S OBP: 0.211, SLG: 0.263 | | | | G3 | | | | | | G4-3 | 4 | 1 | 2 | 3 | 0 | 0 | 1 | | | | | | | | | | |
| Sal Fasano, R OBP: 0.333, SLG: 0.583 Yoel Hernandez, R | | | | | L6 | | | | | G6-3 | 4 | 0 | 0 | 0 | 0 | 0 | 1 | | | | | | | | | | |
| Danny Sandoval, S OBP: 0.290, SLG: 0.419 | | | | | | | | | | G6-3 | 2 | 0 | 1 | 0 | 1 | 1 | 0 | | | | | | | | | | |
| Ryan Franklin, R OBP: 0.500, SLG: 1.000 Jake Blalock, R | | | | | | | | | | | 1 | 0 | 0 | 0 | 0 | 0 | 1 | | | | | | | | | | |
| Inning Stats | R: 0 E: 0 K: 1 S: 5 | H: 1 LOB: 0 BB: 0 P: 3 | R: 0 E: 0 K: 0 S: 3 | H: 1 LOB: 0 BB: 0 P: 3 | R: 0 E: 0 K: 0 S: 4 | H: 1 LOB: 1 BB: 0 P: 4 | R: 0 E: 0 K: 0 S: 3 | H: 0 LOB: 1 BB: 1 P: 7 | R: 0 E: 0 K: 0 S: 4 | H: 1 LOB: 2 BB: 1 P: 8 | R: 4 E: 0 K: 1 S: 9 | H: 4 LOB: 0 BB: 0 P: 9 | R: 0 E: 0 K: 2 S: 7 | H: 0 LOB: 0 BB: 0 P: 7 | R: 0 E: 0 K: 0 S: 3 | H: 0 LOB: 0 BB: 0 P: 3 | R: 0 E: 0 K: 0 S: 5 | H: 1 LOB: 1 BB: 0 P: 5 | 1B: 8 2B: 0 3B: 0 HR: 1 | SF: 0 SAC: 1 DP: 1 HBP: 0 | WP: 0 PA: 39 PB: 0 SB: 1 CS: 1 | | | | | | |
| PITCHER | IP 5.0 | WLS 19 | BF 4 | H 4 | R 0 | ER 0 | SO 1 | BB 2 | IBB 0 | HBP 0 | BLK 0 | WP 0 | HR 0 | S 19 | P 27 | ERA 0.00 | WHIP 1.200 | | | | | | | | | | |
| 26 Kyle Davies, R ERA: 0.64 | (1, 1) | 3.0 | 13 | 4 | 4 | 4 | 5 | 0 | 0 | 0 | 0 | 0 | 1 | 23 | 23 | 12.00 | 1.333 | | | | | | | | | | |
| Jorge Sosa, R ERA: 7.2 | (6, 1) | 1.0 | 3 | 0 | 0 | 0 | 0 | 0 | 0 | 0 | 0 | 0 | 0 | 3 | 3 | 0.00 | 0.000 | | | | | | | | | | |
| Brian O'Connor, L ERA: 4.5 | (9, 1) | 1.0 | 4 | 1 | 0 | 0 | 0 | 0 | 0 | 0 | 0 | 0 | 0 | 5 | 5 | 0.00 | 1.000 | | | | | | | | | | |
| Glenn Tucker, R ERA: 10.8 | (10, 1) | | | | | | | | | | | | | | | | | | | | | | | | | | |

Philadelphia Phillies @ Atlanta Braves
Cracker Jack Stadium, Lake Buena Vista, FL
Wed Mar 22 2006, 1:05 PM EST
Att. 9,656 - Cloudy - 83 F

AB 36
R 4
H 9
RBI 4
BB 2
SO 6
LOB 11



| Batter | 1 | 2 | 3 | 4 | 5 | 6 | 7 | 8 | 9 | 10 | AB | R | H | RBI | BB | SO | LOB | BOTTOM | | | | | | | | | |
|---|------------------------------|----------------------------------|------------------------------|---------------------------------|------------------------------|---------------------------------|------------------------------|---------------------------------|------------------------------|---------------------------------|------------------------------|---------------------------------|------------------------------|----------------------------------|------------------------------|---------------------------------|------------------------------|---------------------------------|------------------------------|---------------------------------|----------------------------------|------------------------------------|--|--|--|--|--|
| Marcus Giles, R OBP: 0.188, SLG: 0.071 Jorge Sosa, R | K | | | | G5-3 | | | | F8 | | 2 | 0 | 0 | 0 | 1 | 1 | 1 | | | | | | | | | | |
| Brian O'Connor, L 66 Jarrod Saltalamacchia, R Glenn Tucker, S | | | | | | | | | | | 0 | 0 | 0 | 0 | 1 | 0 | 0 | | | | | | | | | | |
| 11 Edgar Renteria, R OBP: 0.405, SLG: 0.676 Tony Pena Jr, R OBP: 0.317, SLG: 0.368 | | | | | | | | | | | 1 | 0 | 0 | 0 | 1 | 0 | 0 | | | | | | | | | | |
| 10 Chipper Jones, S OBP: 0.364, SLG: 0.300 64 Cesar Crespo, S OBP: 0.163, SLG: 0.143 | | | | | | | | | | | 3 | 0 | 1 | 0 | 0 | 0 | 2 | | | | | | | | | | |
| Andrew Jones, R OBP: 0.417, SLG: 0.619 57 Michael Ryan, L OBP: 0.295, SLG: 0.450 | | | | | | | | | | | 3 | 0 | 1 | 1 | 0 | 0 | 1 | | | | | | | | | | |
| Adam LaRoche, L OBP: 0.296, SLG: 0.281 76 J.J. Jurries, R OBP: 0.475, SLG: 0.706 | | | | | | | | | | | 1 | 0 | 1 | 0 | 0 | 1 | 0 | | | | | | | | | | |
| 7 Jeff Francoeur, R OBP: 0.638, SLG: 1.500 4 Pete Orr, L OBP: 0.154, SLG: 0.205 | | | | | | | | | | | 2 | 1 | 1 | 1 | 0 | 0 | 0 | | | | | | | | | | |
| 16 Brian McCann, L OBP: 0.265, SLG: 0.250 Todd Pratt, R OBP: 0.300, SLG: 0.321 | | | | | | | | | | | 2 | 0 | 1 | 1 | 0 | 0 | 0 | | | | | | | | | | |
| Ryan Langerhans, L OBP: 0.419, SLG: 0.457 58 David Kelton, R OBP: 0.250, SLG: 0.256 | | | | | | | | | | | 3 | 1 | 1 | 0 | 0 | 1 | 1 | | | | | | | | | | |
| 26 Kyle Davies, R OBP: 0.500, SLG: 0.500 23 Matt Diaz, R OBP: 0.380, SLG: 0.604 | | | | | | | | | | | 1 | 0 | 0 | 0 | 0 | 0 | 0 | | | | | | | | | | |
| Inning Stats | R: 0 E: 0 K: 2 S: 7 | H: 0 LOB: 1 BB: 1 P: 11 | R: 0 E: 0 K: 1 S: 5 | H: 0 LOB: 0 BB: 0 P: 5 | R: 0 E: 0 K: 1 S: 5 | H: 0 LOB: 0 BB: 1 P: 9 | R: 1 E: 0 K: 0 S: 4 | H: 1 LOB: 0 BB: 0 P: 4 | R: 1 E: 0 K: 0 S: 5 | H: 2 LOB: 1 BB: 0 P: 5 | R: 0 E: 0 K: 1 S: 7 | H: 2 LOB: 2 BB: 0 P: 7 | R: 2 E: 0 K: 0 S: 5 | H: 2 LOB: 2 BB: 2 P: 14 | R: 0 E: 0 K: 1 S: 5 | H: 0 LOB: 0 BB: 0 P: 5 | R: 0 E: 0 K: 0 S: 3 | H: 0 LOB: 0 BB: 0 P: 3 | R: 0 E: 0 K: 2 S: 8 | H: 1 LOB: 1 BB: 0 P: 8 | 1B: 5 2B: 1 3B: 0 HR: 2 | SF: 1 SAC: 1 DP: 0 HBP: 0 | WP: 1 PA: 42 PB: 0 SB: 0 CS: 0 | | | | |
| PITCHER | IP 5.0 | WLS 19 | BF 3 | H 2 | R 2 | ER 2 | SO 4 | BB 2 | IBB 0 | HBP 0 | BLK 0 | WP 0 | HR 2 | S 26 | P 34 | ERA 3.60 | WHIP 1.000 | | | | | | | | | | |
| Ryan Franklin, R ERA: 3.57 | (1, 1) | 1.0 | 5 | 2 | 0 | 0 | 1 | 0 | 0 | 0 | 0 | 0 | 0 | 7 | 7 | 0.00 | 2.000 | | | | | | | | | | |
| Geoff Geary, R ERA: 1.64 | (6, 1) | 1.0 | 7 | 2 | 2 | 2 | 0 | 2 | 0 | 0 | 0 | 1 | 0 | 5 | 14 | 18.00 | 4.000 | | | | | | | | | | |
| Yoel Hernandez, R ERA: 6.75 | (7, 1) | 1.0 | 3 | 0 | 0 | 0 | 1 | 0 | 0 | 0 | 0 | 0 | 0 | 5 | 5 | 0.00 | 0.000 | | | | | | | | | | |
| 45 Tom Gordon, R ERA: 6.0 | (8, 1) | 2.0 | 7 | 1 | 0 | 0 | 2 | 0 | 0 | 0 | 0 | 0 | 0 | 11 | 11 | 0.00 | 0.500 | | | | | | | | | | |
| 85 Matt Squires, L ERA: | (9, 1) | | | | | | | | | | | | | | | | | | | | | | | | | | |

Philadelphia Phillies @ Atlanta Braves
Cracker Jack Stadium, Lake Buena Vista, FL
Wed Mar 22 2006, 1:05 PM EST
Att. 9,656 - Cloudy - 83 F

AB 35
R 4
H 8
RBI 4
BB 4
SO 8
LOB 14



| Batter | 1 | 2 | 3 | 4 | 5 | 6 | 7 | 8 | 9 | 10 | AB | R | H | RBI | BB | SO | LOB | TOP | | | |
|---|--|--|--|--|--|--|--|--|--|--|--|--|--|--|--|--|--|--|--|------|-------|
| 15 Ramón Vázquez, L OBP: 0.260, SLG: 0.347 (1.4) (6.6) | F8 | | P6 | | | F7 | | L7 | | G4-3 | 5 | 0 | 0 | 0 | 0 | 0 | 2 | Cleveland Indians @ Atlanta Braves Cracker Jack Stadium, Lake Buena Vista, FL Thu Mar 23 2006, 1:05 PM EST Att: 8,404 - Sunny - 80 F | | | |
| Todd Hollandsworth, L OBP: 0.262, SLG: 0.325 (1.7) (6.6) | K | | G4-6-3 | | | 30 2B | | K | | P5-3 | 5 | 1 | 1 | 0 | 0 | 2 | 2 | | | | |
| 30 Andy Marte, R OBP: 0.381, SLG: 0.590 (1.5) (6.6) | 1B | | | | | G6-3 | | | | L5 | 4 | 0 | 2 | 1 | 0 | 0 | 0 | | | | |
| Eduardo Pérez, R OBP: 0.250, SLG: 0.200 Jason Dubois, R OBP: 0.532, SLG: 0.649 (1.9) (6.9) | F8 | | | | | F8 | | P4 | | F9 | 3 | 0 | 0 | 0 | 0 | 0 | 2 | | | | |
| Ben Broussard, L OBP: 0.192, SLG: 0.262 25 Ryan Garko, R OBP: 0.417, SLG: 0.395 (1.3) (7.3) | | F7 | | | | G4-3 | | | | P5 | 3 | 0 | 0 | 0 | 0 | 0 | 0 | | | | |
| 10 Kelly Shoppach, R OBP: 0.329, SLG: 0.200 Guillermo Mota, R (7.1) | | G6-3 | | | | P4 | | | | | 3 | 0 | 1 | 0 | 0 | 0 | 0 | | | | |
| Jonathan Van Every, L (9, PH) 59 Matt Miller, R (9.1) 46 Ben Howard, R (10.1) | | | | | | | | 38 G4-3 | | 1B | 0 | 0 | 0 | 0 | 0 | 0 | 0 | | | | |
| 38 Franklin Gutierrez, R OBP: 0.318, SLG: 0.222 (1.8) | | | | | | P5-3 | | G4-3 | | | 4 | 0 | 1 | 0 | 0 | 1 | 3 | | | | |
| 64 Jose Flores, R OBP: 0.192, SLG: 0.160 Lou Merloni, R OBP: 0.370, SLG: 0.429 (1.6) (6.4) | | | | | | G6-3 | | | | | 2 | 0 | 0 | 0 | 0 | 0 | 1 | | | | |
| CC Sabathia, L OBP: 0.500, SLG: 0.500 11 Einar Diaz, R OBP: 0.385, SLG: 0.560 (1.1) (7.2) | | | | | | G1-4-3 | | K2-3 | | | 2 | 0 | 1 | 0 | 0 | 0 | 0 | | | | |
| | | | | | | | | | | 15 G4-3 | 15 WP | 2 | 0 | 1 | 0 | 0 | 1 | | | | |
| Inning Stats | R: 0 E: 0 K: 1 S: 6 | H: 1 LOB: 1 BB: 0 P: 7 | R: 0 E: 0 K: 0 S: 4 | H: 1 LOB: 1 BB: 0 P: 4 | R: 0 E: 0 K: 0 S: 3 | H: 1 LOB: 0 BB: 0 P: 3 | R: 0 E: 0 K: 0 S: 3 | H: 0 LOB: 0 BB: 0 P: 3 | R: 0 E: 0 K: 0 S: 4 | H: 1 LOB: 1 BB: 0 P: 4 | R: 0 E: 0 K: 2 S: 7 | H: 0 LOB: 0 BB: 0 P: 7 | R: 0 E: 1 K: 1 S: 6 | H: 0 LOB: 2 BB: 1 P: 10 | R: 0 E: 0 K: 0 S: 4 | H: 1 LOB: 1 BB: 0 P: 5 | 1B: 5 2B: 0 3B: 0 HR: 0 | SF: 0 SAC: 0 DP: 1 HBP: 0 | WP: 1 PA: 38 PB: 0 SB: 0 CS: 0 | | |
| PITCHER | IP WLS BF H R ER SO ERA WHIP | IP WLS BF H R ER SO ERA WHIP | IP WLS BF H R ER SO ERA WHIP | IP WLS BF H R ER SO ERA WHIP | IP WLS BF H R ER SO ERA WHIP | IP WLS BF H R ER SO ERA WHIP | IP WLS BF H R ER SO ERA WHIP | IP WLS BF H R ER SO ERA WHIP | IP WLS BF H R ER SO ERA WHIP | IP WLS BF H R ER SO ERA WHIP | IP WLS BF H R ER SO ERA WHIP | IP WLS BF H R ER SO ERA WHIP | IP WLS BF H R ER SO ERA WHIP | IP WLS BF H R ER SO ERA WHIP | IP WLS BF H R ER SO ERA WHIP | IP WLS BF H R ER SO ERA WHIP | IP WLS BF H R ER SO ERA WHIP | IP WLS BF H R ER SO ERA WHIP | | | |
| John Thomson, R ERA: 5.85 (1.1) | 6.0 | 22 | 5 | 1 | 1 | 1 | 0 | 0 | 0 | 0 | 0 | 0 | 0 | 0 | 0 | 0 | 0 | 24 | 25 | 1.50 | 0.833 |
| 38 Wes Obermueller, R ERA: 10.12 (7.1) | 1.0 | 4 | 1 | 0 | 0 | 0 | 0 | 0 | 0 | 0 | 0 | 0 | 0 | 0 | 0 | 0 | 0 | 4 | 4 | 0.00 | 1.000 |
| 34 Joey Devine, R ERA: 2.7 (8.1) | 1.0 | 3 | 0 | 0 | 0 | 2 | 0 | 0 | 0 | 0 | 0 | 0 | 0 | 0 | 0 | 0 | 0 | 7 | 7 | 0.00 | 0.000 |
| Oscar Villarreal, R ERA: (9.1) | 1.0 | 5 | 0 | 0 | 0 | 1 | 1 | 0 | 0 | 0 | 0 | 0 | 0 | 0 | 0 | 0 | 0 | 6 | 10 | 0.00 | 1.000 |
| 81 Ryan Basner, R ERA: (10.1) | 1.0 | 4 | 1 | 0 | 0 | 0 | 0 | 0 | 0 | 0 | 0 | 0 | 0 | 0 | 0 | 0 | 0 | 1 | 0 | 0.00 | 1.000 |

| Batter | 1 | 2 | 3 | 4 | 5 | 6 | 7 | 8 | 9 | 10 | AB | R | H | RBI | BB | SO | LOB | BOTTOM | | | | | |
|---|--|--|--|--|--|--|--|--|--|--|--|--|--|--|--|--|--|--|-------------------------------|----------------------------------|----------------------------------|------------------------------------|--|
| Marcus Giles, R OBP: 0.316, SLG: 0.071 (1.4) (8.2) | G6-4-3 | | | | | 1B 76 SF9 | | K | | | 0 | 1 | 0 | 0 | 3 | 0 | 0 | Cleveland Indians @ Atlanta Braves Cracker Jack Stadium, Lake Buena Vista, FL Thu Mar 23 2006, 1:05 PM EST Att: 8,404 - Sunny - 80 F | | | | | |
| 38 Wes Obermueller, R OBP: 1.000, SLG: 1.000 66 Jarrod Saltalamacchia, R OBP: 0.194, SLG: 0.444 (7.1) (8.2) | BB | | | | | BB | | | | | 0 | 0 | 0 | 0 | 0 | 0 | 0 | | | | | | |
| 11 Edgar Renteria, R OBP: 0.385, SLG: 0.639 Tony Pena Jr., R OBP: 0.318, SLG: 0.366 (1.6) (4.6) | G6-4-3 | | | | | F8 | | | | | 2 | 0 | 0 | 0 | 0 | 0 | 2 | | | | | | |
| 10 Chipper Jones, S OBP: 0.385, SLG: 0.333 Van Pope, R OBP: 0.400, SLG: 0.400 (1.5) (5.5) | | | | | | 1B | | | | | 3 | 0 | 2 | 0 | 0 | 1 | 0 | | | | | | |
| Andrew Jones, R OBP: 0.385, SLG: 0.565 Ryan Langerhans, L OBP: 0.413, SLG: 0.432 (1.8) (5.8) | | | | | | 1B | | | | | 2 | 0 | 0 | 0 | 0 | 1 | 1 | | | | | | |
| Adam LaRoche, L OBP: 0.270, SLG: 0.265 76 J.J. Juries, R OBP: 0.465, SLG: 0.694 (1.3) (5.3) | | | | | | G6-3 | | | | | 2 | 0 | 0 | 0 | 0 | 0 | 0 | | | | | | |
| 23 Matt Diaz, R OBP: 0.370, SLG: 0.577 76 Onil Joseph, S OBP: 0.200, SLG: 0.200 (1.9) (10.9) | | | | | | SF9 | | F8 | | | 2 | 0 | 1 | 1 | 0 | 0 | 1 | | | | | | |
| Brian Jordan, R OBP: 0.429, SLG: 0.387 Steve Doetsch, R OBP: 0.333, SLG: 0.143 (1.7) (8.7) | | | | | | 2-3 3-4 | | | | | 4 | 0 | 1 | 0 | 0 | 2 | 2 | | | | | | |
| Todd Pratt, R OBP: 0.273, SLG: 0.290 34 Joey Devine, R (8.1) | | | | | | K | | | | | 1 | 0 | 0 | 0 | 0 | 1 | 0 | | | | | | |
| Oscar Villarreal, L (9.1) 8 Brayan Peña, S OBP: 0.333, SLG: 0.333 81 Ryan Basner, R (10.1) | | | | | | 1B | | | | | 3 | 0 | 1 | 0 | 0 | 0 | 1 | | | | | | |
| John Thomson, R (1.1) 4 Pete Orr, L OBP: 0.171, SLG: 0.220 (7.4) | | | | | | F9 | | | | | 2 | 0 | 0 | 0 | 0 | 0 | 1 | | | | | | |
| Inning Stats | R: 0 E: 0 K: 0 S: 3 | H: 1 LOB: 1 BB: 1 P: 7 | R: 0 E: 0 K: 1 S: 5 | H: 0 LOB: 0 BB: 0 P: 5 | R: 0 E: 0 K: 1 S: 5 | H: 0 LOB: 1 BB: 1 P: 9 | R: 0 E: 0 K: 2 S: 7 | H: 0 LOB: 0 BB: 0 P: 7 | R: 0 E: 0 K: 0 S: 4 | H: 1 LOB: 1 BB: 0 P: 5 | R: 1 E: 0 K: 1 S: 9 | H: 2 LOB: 2 BB: 1 P: 13 | R: 0 E: 0 K: 1 S: 6 | H: 1 LOB: 1 BB: 0 P: 6 | R: 0 E: 0 K: 1 S: 5 | H: 0 LOB: 1 BB: 1 P: 9 | R: 0 E: 0 K: 3 S: 11 | H: 2 LOB: 2 BB: 0 P: 11 | R: 0 E: 0 K: 3 S: 11 | H: 2 LOB: 2 BB: 0 P: 11 | 1B: 9 2B: 0 3B: 0 HR: 0 | SF: 1 SAC: 0 DP: 1 HBP: 0 | WP: 0 PA: 42 PB: 0 SB: 1 CS: 0 |
| PITCHER | IP WLS BF H R ER SO ERA WHIP | IP WLS BF H R ER SO ERA WHIP | IP WLS BF H R ER SO ERA WHIP | IP WLS BF H R ER SO ERA WHIP | IP WLS BF H R ER SO ERA WHIP | IP WLS BF H R ER SO ERA WHIP | IP WLS BF H R ER SO ERA WHIP | IP WLS BF H R ER SO ERA WHIP | IP WLS BF H R ER SO ERA WHIP | IP WLS BF H R ER SO ERA WHIP | IP WLS BF H R ER SO ERA WHIP | IP WLS BF H R ER SO ERA WHIP | IP WLS BF H R ER SO ERA WHIP | IP WLS BF H R ER SO ERA WHIP | IP WLS BF H R ER SO ERA WHIP | IP WLS BF H R ER SO ERA WHIP | IP WLS BF H R ER SO ERA WHIP | IP WLS BF H R ER SO ERA WHIP | | | | | |
| CC Sabathia, L ERA: 6.38 (1.1) | 6.0 | 24 | 4 | 1 | 1 | 6 | 3 | 0 | 0 | 0 | 0 | 0 | 0 | 0 | 0 | 0 | 0 | 33 | 46 | 1.50 | 1.167 | | |
| Guillermo Mota, R ERA: 3.6 (7.1) | 2.0 | 8 | 1 | 0 | 0 | 2 | 1 | 0 | 0 | 0 | 0 | 0 | 0 | 0 | 0 | 0 | 0 | 11 | 15 | 0.00 | 1.000 | | |
| 59 Matt Miller, R ERA: 4.5 (9.1) | 1.0 | 5 | 2 | 0 | 0 | 2 | 0 | 0 | 0 | 0 | 0 | 0 | 0 | 0 | 0 | 0 | 0 | 11 | 11 | 0.00 | 2.000 | | |
| 46 Ben Howard, R ERA: 1.93 (10.1) | 1.0 | 5 | 2 | 0 | 0 | 3 | 0 | 0 | 0 | 0 | 0 | 0 | 0 | 0 | 0 | 0 | 0 | 11 | 11 | 0.00 | 2.000 | | |

| Batter | 1 | 2 | 3 | 4 | 5 | 6 | 7 | 8 | 9 | AB | R | H | RBI | BB | SO | LOB | TOP | | | | | | | | | | |
|--|------------------------------|---------------------------------|------------------------------|---------------------------------|------------------------------|---------------------------------|------------------------------|----------------------------------|------------------------------|---------------------------------|------------------------------|---------------------------------|------------------------------|---------------------------------|------------------------------|---------------------------------|------------------------------|---------------------------------|----------------------------------|------------------------------------|----------------------------------|--------|--|--|--|--|--|
| Alfonso Soriano, R (1,7) OBP: 0.364, SLG: 0.700 Brandon Watson, L (5,8) OBP: 0.362, SLG: 0.346 | P4 | | | G6-3 | HR | | G3 | | | 3 | 1 | 1 | 3 | 0 | 0 | 0 | | | | | | | | | | | |
| Marlon Anderson, L (1,4) OBP: 0.386, SLG: 0.383 Damian Jackson, R (6,4) OBP: 0.359, SLG: 0.286 | K | | | K | F7 | | | P4 | | 3 | 0 | 0 | 0 | 0 | 2 | 0 | | | | | | | | | | | |
| Jose Guillen, R (1,9) OBP: 0.167, SLG: 0.182 25 Marlon Byrd, R (6,7) OBP: 0.423, SLG: 0.556 | G6-3 | | | 24 WP 11 2B | G4-3 | | | E9 | | 3 | 1 | 1 | 0 | 0 | 0 | 0 | | | | | | | | | | | |
| 24 Nick Johnson, L (1,3) OBP: 0.250, SLG: 0.359 Matthew LeCroy, R (6,3) OBP: 0.297, SLG: 0.333 | | G6-3 | | 11 2B | BB | | F9 | G6-3 | | 2 | 0 | 0 | 0 | 1 | 0 | 0 | | | | | | | | | | | |
| 11 Ryan Zimmerman, R (1,5) OBP: 0.381, SLG: 0.544 Brendan Harris, R (6,5) OBP: 0.333, SLG: 0.357 | | F7 | | 1-3 3-H | 2B | | K | K | | 3 | 0 | 1 | 1 | 0 | 1 | 0 | | | | | | | | | | | |
| Ryan Church, L (1,8) OBP: 0.339, SLG: 0.286 | F9 | | | K | | | K | | | 4 | 0 | 0 | 0 | 0 | 2 | 2 | | | | | | | | | | | |
| Royce Clayton, R (1,6) OBP: 0.242, SLG: 0.263 | | | | CS | 1B | | G6-3 | F9 | | 4 | 1 | 2 | 0 | 0 | 0 | 0 | | | | | | | | | | | |
| Brian Schneider, L (1,2) OBP: 0.222, SLG: 0.125 Gary Majewski, R (7,1) OBP: 0.311, SLG: 0.595 37 Travis Hughes, R (8,1) Daryle Ward, L (9,PH) 57 Jason Bergmann, R (9,1) | | K | | SH5-4 HR | 1B | | G4-3 | E9 | | 2 | 1 | 0 | 0 | 1 | 1 | 1 | | | | | | | | | | | |
| Livan Hernandez, R (1,1) 35 Alberto Castillo, R (7,PH) OBP: 0.250, SLG: 0.250 | G6-3 | | | 1-2 | BB | | SH5-4 | K | | 1 | 0 | 0 | 0 | 0 | 0 | 0 | | | | | | | | | | | |
| Inning Stats | R: 0 E: 0 K: 1 S: 5 | H: 0 LOB: 0 BB: 0 P: 5 | R: 0 E: 0 K: 0 S: 3 | H: 0 LOB: 0 BB: 0 P: 3 | R: 0 E: 0 K: 1 S: 5 | H: 1 LOB: 0 BB: 0 P: 5 | R: 1 E: 0 K: 2 S: 9 | H: 2 LOB: 2 BB: 1 P: 13 | R: 3 E: 0 K: 0 S: 5 | H: 2 LOB: 0 BB: 1 P: 9 | R: 0 E: 0 K: 2 S: 7 | H: 0 LOB: 0 BB: 0 P: 7 | R: 0 E: 0 K: 0 S: 4 | H: 1 LOB: 1 BB: 0 P: 4 | R: 0 E: 1 K: 1 S: 6 | H: 0 LOB: 1 BB: 0 P: 6 | R: 0 E: 1 K: 1 S: 6 | H: 1 LOB: 1 BB: 0 P: 6 | 1B: 4 2B: 3 3B: 0 HR: 1 | SF: 0 SAC: 1 DP: 1 HBP: 0 | WP: 2 PB: 0 SB: 0 CS: 1 | PA: 36 | | | | | |
| PITCHER | IP | WLS | BF | H | R | ER | SO | BB | IBB | HBP | BLK | WP | HR | S | P | ERA | WHIP | | | | | | | | | | |
| 15 Tim Hudson, R (1,1) ERA: 4.05 | 6.0 | L | 24 | 5 | 4 | 4 | 6 | 2 | 0 | 0 | 0 | 2 | 1 | 34 | 42 | 6.00 | 1.167 | | | | | | | | | | |
| Mike Remlinger, L (7,1) ERA: 8.22 | 1.0 | | 4 | 1 | 0 | 0 | 0 | 0 | 0 | 0 | 0 | 0 | 0 | 4 | 4 | 0.00 | 1.000 | | | | | | | | | | |
| 40 Lance Cormier, R (8,1) ERA: 3.27 | 1.0 | | 4 | 0 | 0 | 0 | 1 | 0 | 0 | 0 | 0 | 0 | 0 | 6 | 6 | 0.00 | 0.000 | | | | | | | | | | |
| Chris Reitsma, R (9,1) ERA: | 1.0 | | 4 | 1 | 0 | 0 | 1 | 0 | 0 | 0 | 0 | 0 | 0 | 6 | 6 | 0.00 | 1.000 | | | | | | | | | | |

Washington Nationals @ Atlanta Braves
Cracker Jack Stadium, Lake Buena Vista, FL
Fri Mar 24 2006, 7:05 PM EST
Att: 10,235 - Clear - 65 F

AB 33
R 4
H 7
RBI 4
BB 2
SO 8
LOB 7



| Batter | 1 | 2 | 3 | 4 | 5 | 6 | 7 | 8 | 9 | AB | R | H | RBI | BB | SO | LOB | BOTTOM | | | | | | | | | | |
|--|------------------------------|---------------------------------|------------------------------|---------------------------------|------------------------------|---------------------------------|------------------------------|---------------------------------|------------------------------|---------------------------------|------------------------------|---------------------------------|------------------------------|---------------------------------|------------------------------|---------------------------------|------------------------------|---------------------------------|----------------------------------|------------------------------------|----------------------------------|--------|--|--|--|--|--|
| Marcus Giles, R (1,4) OBP: 0.333, SLG: 0.067 4 Pete Orr, L (4,4) OBP: 0.159, SLG: 0.205 | 11 G6-4-3 BB | | F9 | | F7 | | G6-3 | | F8 | 1 | 0 | 0 | 0 | 1 | 0 | 1 | | | | | | | | | | | |
| 11 Edgar Renteria, R (1,6) OBP: 0.357, SLG: 0.590 Tony Pena Jr., R (6,6) OBP: 0.311, SLG: 0.357 | G6-4-3 | | G5-3 | | E6 | | K | | | 3 | 0 | 0 | 0 | 0 | 2 | 0 | | | | | | | | | | | |
| 10 Chipper Jones, S (1,5) OBP: 0.438, SLG: 0.357 Eric Campbell, R (6,5) | K | | | G3-1 7 1B | 1B | | | P2 | | 2 | 1 | 1 | 0 | 1 | 1 | 0 | | | | | | | | | | | |
| Andruw Jones, R (1,8) OBP: 0.345, SLG: 0.500 Grégor Blanco, L (6,8) | | L6 | | G5-3 | F7 | | | | | 3 | 0 | 0 | 0 | 0 | 0 | 3 | | | | | | | | | | | |
| Adam LaRoche, L (1,3) OBP: 0.250, SLG: 0.243 Mike Remlinger, L (7,1) ERA: 8.22 40 Lance Cormier, R (8,1) 23 Matt Diaz, R (8,PH) Chris Reitsma, R (9,1) | | G4-3 | | G3-1 | | | K | | K | 3 | 0 | 0 | 0 | 0 | 0 | 0 | | | | | | | | | | | |
| 7 Jeff Francoeur, R (1,9) OBP: 0.714, SLG: 1.385 90 Brandon Jones, L (7,9) OBP: 0.400, SLG: 0.600 | | | | 16 2B | 1B | | | G4-3 | | 3 | 1 | 3 | 1 | 0 | 0 | 0 | | | | | | | | | | | |
| 16 Brian McCann, L (1,2) OBP: 0.270, SLG: 0.286 70 Clint Sammons, R (7,2) OBP: 0.250, SLG: 0.167 | | F8 | | 3-H | 2B | | | F9 | | 3 | 0 | 1 | 1 | 0 | 0 | 2 | | | | | | | | | | | |
| Ryan Langerhans, L (1,7) OBP: 0.400, SLG: 0.439 | | | | 15 SH1-4 | G3 | | G6-3 | | K | 4 | 0 | 1 | 0 | 0 | 1 | 3 | | | | | | | | | | | |
| 15 Tim Hudson, R (1,1) 76 J.J. Jurries, R (7,3) OBP: 0.444, SLG: 0.658 | | | | SH1-4 | F9 | | K | | K | 1 | 0 | 0 | 0 | 0 | 0 | 0 | | | | | | | | | | | |
| Inning Stats | R: 0 E: 0 K: 1 S: 4 | H: 0 LOB: 1 BB: 1 P: 8 | R: 0 E: 0 K: 0 S: 4 | H: 1 LOB: 1 BB: 0 P: 4 | R: 0 E: 0 K: 0 S: 4 | H: 1 LOB: 1 BB: 0 P: 4 | R: 2 E: 0 K: 0 S: 6 | H: 3 LOB: 1 BB: 0 P: 6 | R: 0 E: 1 K: 0 S: 4 | H: 0 LOB: 2 BB: 1 P: 8 | R: 0 E: 0 K: 1 S: 6 | H: 1 LOB: 1 BB: 0 P: 6 | R: 0 E: 0 K: 2 S: 7 | H: 0 LOB: 0 BB: 0 P: 7 | R: 0 E: 0 K: 1 S: 5 | H: 0 LOB: 1 BB: 1 P: 9 | R: 0 E: 0 K: 2 S: 8 | H: 1 LOB: 1 BB: 0 P: 8 | 1B: 5 2B: 2 3B: 0 HR: 0 | SF: 0 SAC: 1 DP: 1 HBP: 0 | WP: 0 PB: 0 SB: 0 CS: 0 | PA: 37 | | | | | |
| PITCHER | IP | WLS | BF | H | R | ER | SO | BB | IBB | HBP | BLK | WP | HR | S | P | ERA | WHIP | | | | | | | | | | |
| Livan Hernandez, R (1,1) ERA: 1.93 | 6.0 | W | 26 | 6 | 2 | 2 | 2 | 2 | 0 | 0 | 0 | 0 | 0 | 28 | 36 | 3.00 | 1.333 | | | | | | | | | | |
| Gary Majewski, R (7,1) ERA: 23.63 | 1.0 | H | 3 | 0 | 0 | 0 | 2 | 0 | 0 | 0 | 0 | 0 | 0 | 7 | 7 | 0.00 | 0.000 | | | | | | | | | | |
| 37 Travis Hughes, R (8,1) ERA: 12.86 | 1.0 | H | 4 | 0 | 0 | 0 | 1 | 1 | 0 | 0 | 0 | 0 | 0 | 5 | 9 | 0.00 | 1.000 | | | | | | | | | | |
| 57 Jason Bergmann, R (9,1) ERA: 2.57 | 1.0 | S | 4 | 1 | 0 | 0 | 2 | 0 | 0 | 0 | 0 | 0 | 0 | 8 | 8 | 0.00 | 1.000 | | | | | | | | | | |

Washington Nationals @ Atlanta Braves
Cracker Jack Stadium, Lake Buena Vista, FL
Fri Mar 24 2006, 7:05 PM EST
Att: 10,235 - Clear - 65 F

AB 33
R 2
H 7
RBI 2
BB 3
SO 7
LOB 16



| Batter | 1 | 2 | 3 | 4 | 5 | 6 | 7 | 8 | 9 | AB | R | H | RBI | BB | SO | LOB | TOP | | | | | | | | | | |
|---|------------------------------|---------------------------------|------------------------------|---------------------------------|------------------------------|---------------------------------|------------------------------|---------------------------------|------------------------------|---------------------------------|------------------------------|---------------------------------|------------------------------|----------------------------------|------------------------------|----------------------------------|------------------------------|---------------------------------|----------------------------------|------------------------------------|----------------------------------|--------|--|--|--|--|--|
| 24 Grady Sizemore, L OBP: 0.423, SLG: 0.667 Jason Dubois, R OBP: 0.540, SLG: 0.667 | 0-0 B2-3 | | 0-0 G6-3 | | 0-0 F8 | | 4-0 FC5-4 BB | 0-0 F8 | | 3 | 0 | 0 | 0 | 0 | 0 | 0 | 3 | | | | | | | | | | |
| Todd Hollandsworth, L OBP: 0.234, SLG: 0.269 | 0-0 G3 | | | 0-0 L7 | | 0-0 G4-3 | 0-3 K | | 0-3 K | 5 | 0 | 0 | 0 | 0 | 2 | 2 | | | | | | | | | | | |
| 2 Jhonny Peralla, R OBP: 0.327, SLG: 0.452 Eider Torres, S | 0-0 G3 | | | 0-0 41 1B E | | 0-0 G5-3 | 0-0 FC5-4 | | 0-0 G4-3 | 4 | 1 | 1 | 0 | 0 | 0 | 2 | | | | | | | | | | | |
| 41 Victor Martinez, S OBP: 0.375, SLG: 0.500 10 Kelly Shoppach, R OBP: 0.359, SLG: 0.226 | | 0-0 F8 | | 0-0 E 1B | | 1-0 1B HBP | | 4-0 SH5-3 E BB | 0-0 1B | 2 | 1 | 1 | 0 | 0 | 0 | 0 | | | | | | | | | | | |
| Ben Broussard, L OBP: 0.288, SLG: 0.298 | | 0-0 2B | | 0-0 F9 | | 0-0 1B | | 0-0 SH5-3 | 0-0 F7 | 4 | 0 | 2 | 0 | 0 | 0 | 3 | | | | | | | | | | | |
| Ronnie Belliard, R OBP: 0.647, SLG: 1.313 Ivan Ochoa, R | | 0-3 K | | 0-0 E6 | | 0-0 1B | | 0-0 E7 1B | | 4 | 0 | 2 | 2 | 0 | 1 | 2 | | | | | | | | | | | |
| Aaron Boone, R OBP: 0.444, SLG: 0.692 15 Ramón Vázquez, L OBP: 0.283, SLG: 0.340 | | 0-0 F7 | | 0-3 K | | 0-0 F9 | | 4-0 1B BB | | 3 | 0 | 0 | 0 | 0 | 1 | 5 | | | | | | | | | | | |
| Casey Blake, R OBP: 0.436, SLG: 0.571 | | | 0-3 K | | 0-0 G6-3 | | 0-0 BB 1B | 0-0 1-3 2-H 1B | | 4 | 0 | 2 | 1 | 0 | 1 | 0 | | | | | | | | | | | |
| 37 Jake Westbrook, R OBP: 0.286, SLG: 0.368 Scott Sauerbeck, R OBP: 0.367, SLG: 0.500 63 Rafael Betancourt, R | | | 0-3 K | | 0-3 K | | 0-3 K | 0-3 K | | 2 | 0 | 0 | 0 | 0 | 2 | 0 | | | | | | | | | | | |
| Inning Stats | R: 0 E: 0 K: 0 S: 3 | H: 0 LOB: 0 BB: 0 P: 3 | R: 0 E: 0 K: 1 S: 6 | H: 1 LOB: 1 BB: 0 P: 6 | R: 0 E: 0 K: 2 S: 7 | H: 0 LOB: 0 BB: 0 P: 7 | R: 1 E: 1 K: 1 S: 8 | H: 2 LOB: 2 BB: 0 P: 8 | R: 0 E: 0 K: 2 S: 5 | H: 0 LOB: 0 BB: 0 P: 5 | R: 1 E: 0 K: 0 S: 5 | H: 2 LOB: 2 BB: 0 P: 6 | R: 0 E: 0 K: 2 S: 8 | H: 1 LOB: 2 BB: 1 P: 12 | R: 2 E: 1 K: 1 S: 7 | H: 2 LOB: 2 BB: 2 P: 15 | R: 0 E: 0 K: 1 S: 6 | H: 1 LOB: 1 BB: 0 P: 6 | 1B: 8 2B: 1 3B: 0 HR: 0 | SF: 0 SAC: 1 DP: 0 HBP: 1 | WP: 0 PB: 0 SB: 0 CS: 0 | PA: 41 | | | | | |
| PITCHER | IP | WLS | BF | H | R | ER | SO | BB | IBB | HBP | BLK | WP | HR | S | P | ERA | WHIP | | | | | | | | | | |
| 29 John Smoltz, R ERA: 2.0 | 6.0 | | 25 | 5 | 2 | 1 | 5 | 0 | 0 | 1 | 0 | 0 | 0 | 34 | 35 | 1.50 | 0.833 | | | | | | | | | | |
| 36 Chuck James, L ERA: 3.97 | 1.0 | 5 | 1 | 0 | 0 | 2 | 1 | 0 | 0 | 0 | 0 | 0 | 0 | 8 | 12 | 0.00 | 2.000 | | | | | | | | | | |
| Brian O'Connor, L ERA: 7.2 | 1.0 | L | 7 | 2 | 2 | 2 | 1 | 2 | 0 | 0 | 0 | 0 | 0 | 7 | 15 | 18.00 | 4.000 | | | | | | | | | | |
| Ken Ray, R ERA: | 1.0 | | 4 | 1 | 0 | 0 | 1 | 0 | 0 | 0 | 0 | 0 | 0 | 6 | 6 | 0.00 | 1.000 | | | | | | | | | | |

Cleveland Indians @ Atlanta Braves
Cracker Jack Stadium, Lake Buena Vista, FL
Sat Mar 25 2006, 1:05 PM EST
Att: 10,598 - Sunny - 67 F

| | |
|-----|----|
| AB | 36 |
| R | 4 |
| H | 9 |
| RBI | 3 |
| BB | 3 |
| SO | 9 |
| LOB | 21 |



| Batter | 1 | 2 | 3 | 4 | 5 | 6 | 7 | 8 | 9 | AB | R | H | RBI | BB | SO | LOB | BOTTOM | | | | | | | | | | |
|--|------------------------------|---------------------------------|------------------------------|---------------------------------|------------------------------|----------------------------------|------------------------------|---------------------------------|------------------------------|----------------------------------|------------------------------|---------------------------------|------------------------------|---------------------------------|------------------------------|---------------------------------|------------------------------|---------------------------------|----------------------------------|------------------------------------|----------------------------------|--------|--|--|--|--|--|
| 4 Pete Orr, L OBP: 0.170, SLG: 0.234 J.C. Holt, L | 0-0 G3-1 | | 0-0 E 2B | | 0-3 K | | 0-0 G5-3 | | | 3 | 1 | 1 | 0 | 0 | 1 | 0 | | | | | | | | | | | |
| Brian Jordan, R OBP: 0.421, SLG: 0.364 Matt Esquivel, R OBP: 0.091, SLG: 0.364 | 0-0 G2-3 | | 0-0 G5-3 | | 4-0 BB | | 0-0 G5-3 | | | 2 | 0 | 0 | 1 | 1 | 0 | 1 | | | | | | | | | | | |
| 10 Chipper Jones, S OBP: 0.444, SLG: 0.333 Eric Campbell, R | 0-0 G1-3 | | 3-H 4-0 E BB | | 0-3 K | | 0-0 F9 | | | 1 | 0 | 0 | 0 | 1 | 0 | 0 | | | | | | | | | | | |
| Andrew Jones, R OBP: 0.313, SLG: 0.448 76 Onil Joseph, S OBP: 0.167, SLG: 0.167 | | 0-3 K | 0-0 E6 | | 0-0 L7 | | 0-3 K | | | 3 | 0 | 0 | 0 | 0 | 1 | 2 | | | | | | | | | | | |
| 7 Jeff Francoeur, R OBP: 0.625, SLG: 1.200 23 Matt Diaz, R OBP: 0.351, SLG: 0.545 | | 0-0 G4-3 | 0-0 G4-3 | | 0-0 F9 | | 0-3 K | | | 2 | 0 | 0 | 0 | 0 | 0 | 2 | | | | | | | | | | | |
| 76 J.J. Juries, R OBP: 0.449, SLG: 0.667 | | 0-0 2B | | 0-0 29 FC4-6 1B | | 0-0 G4-3 | | 0-3 K | | 4 | 0 | 2 | 0 | 0 | 1 | 0 | | | | | | | | | | | |
| Wilson Betemit, S OBP: 0.244, SLG: 0.237 36 Chuck James, L OBP: 0.206, SLG: 0.500 Brian O'Connor, L OBP: 0.304, SLG: 0.349 Ken Ray, R OBP: 0.304, SLG: 0.349 16 Brian McCann, L OBP: 0.203, SLG: 0.276 | 0-0 F7 | | 0-3 K | | 0-3 FC4-6 1B | | 4-0 BB | | 0-0 L4 | 2 | 0 | 0 | 0 | 1 | 1 | 2 | | | | | | | | | | | |
| Todd Pratt, R OBP: 0.297, SLG: 0.294 | | | 4-0 4 2B G5-3 BB | | 0-0 F9 | | 0-0 1B | | 0-0 P3 | 3 | 1 | 1 | 0 | 1 | 0 | 1 | | | | | | | | | | | |
| 29 John Smoltz, R Adam LaRoche, L OBP: 0.244, SLG: 0.237 36 Chuck James, L OBP: 0.206, SLG: 0.500 Brian O'Connor, L OBP: 0.304, SLG: 0.349 Ken Ray, R OBP: 0.304, SLG: 0.349 16 Brian McCann, L OBP: 0.203, SLG: 0.276 | | 0-3 K | | 0-0 FC4-6 1B | | 0-0 G3 | | 0-0 G6-3 | | 2 | 0 | 0 | 0 | 0 | 1 | 2 | | | | | | | | | | | |
| Inning Stats | R: 0 E: 0 K: 0 S: 3 | H: 0 LOB: 0 BB: 0 P: 3 | R: 0 E: 0 K: 1 S: 6 | H: 1 LOB: 1 BB: 0 P: 6 | R: 2 E: 1 K: 1 S: 7 | H: 1 LOB: 2 BB: 2 P: 15 | R: 0 E: 0 K: 1 S: 6 | H: 1 LOB: 1 BB: 0 P: 6 | R: 0 E: 0 K: 2 S: 7 | H: 0 LOB: 0 BB: 1 P: 11 | R: 0 E: 0 K: 0 S: 4 | H: 1 LOB: 2 BB: 1 P: 8 | R: 0 E: 0 K: 3 S: 9 | H: 0 LOB: 0 BB: 0 P: 9 | R: 0 E: 0 K: 3 S: 3 | H: 0 LOB: 0 BB: 0 P: 3 | R: 0 E: 0 K: 0 S: 3 | H: 0 LOB: 0 BB: 0 P: 3 | 1B: 2 2B: 2 3B: 0 HR: 0 | SF: 0 SAC: 0 DP: 0 HBP: 0 | WP: 0 PB: 0 SB: 0 CS: 0 | PA: 36 | | | | | |
| PITCHER | IP | WLS | BF | H | R | ER | SO | BB | IBB | HBP | BLK | WP | HR | S | P | ERA | WHIP | | | | | | | | | | |
| 37 Jake Westbrook, R ERA: 2.84 | 6.0 | | 27 | 4 | 2 | 1 | 5 | 4 | 0 | 0 | 0 | 0 | 0 | 33 | 49 | 1.50 | 1.333 | | | | | | | | | | |
| Scott Sauerbeck, L ERA: 6.0 | 1.0 | W | 3 | 0 | 0 | 0 | 0 | 0 | 0 | 0 | 0 | 0 | 0 | 3 | 3 | 0.00 | 0.000 | | | | | | | | | | |
| 63 Rafael Betancourt, R ERA: | 2.0 | S | 6 | 0 | 0 | 0 | 3 | 0 | 0 | 0 | 0 | 0 | 0 | 12 | 12 | 0.00 | 0.000 | | | | | | | | | | |

Cleveland Indians @ Atlanta Braves
Cracker Jack Stadium, Lake Buena Vista, FL
Sat Mar 25 2006, 1:05 PM EST
Att: 10,598 - Sunny - 67 F

| | |
|-----|----|
| AB | 32 |
| R | 2 |
| H | 4 |
| RBI | 1 |
| BB | 4 |
| SO | 8 |
| LOB | 13 |



| Batter | 1 | 2 | 3 | 4 | 5 | 6 | 7 | 8 | 9 | AB | R | H | RBI | BB | SO | LOB | TOP | | | | | | |
|--|--|---|--|---|---|--|---|---------------------------------|--|---|------------------------------|---------------------------------|------------------------------|---------------------------------|------------------------------|---------------------------------|--|---------------------------------|----------------------------------|------------------------------------|----------------------------------|--------|--|
| Marcus Giles, R (1.4) OBP: 0.292, SLG: 0.056 67 Jonathan Schuerholz, R (6.4) OBP: 0.400, SLG: 0.727 | F9 | | K | | K | | | G6-3 | | 3 | 0 | 0 | 0 | 0 | 2 | 1 | Atlanta Braves @ Los Angeles Dodgers Holman Stadium, Vero Beach, FL Sun Mar 26 2006, 1:05 PM EST Att: 5,791 - Sunny - 68 F | | | | | | |
| Wilson Betemit, S (1.6) OBP: 0.472, SLG: 0.576 | 1B BB | | F7 | | | | F9 | 1B 2B | | 3 | 0 | 1 | 0 | 1 | 0 | 0 | | | | | | | |
| 7 Jeff Francoeur, R (1.9) OBP: 0.596, SLG: 1.059 Steve Doetsch, R (4.9) OBP: 0.273, SLG: 0.111 | F8 | | | G5-3 | | K | | K | | 2 | 0 | 0 | 0 | 0 | 0 | 1 | | | | | | | |
| Adam LaRoche, L (1.3) OBP: 0.289, SLG: 0.357 | 1-2 1B | | | HR | | K | | K | | 4 | 1 | 3 | 1 | 0 | 1 | 0 | | | | | | | |
| 16 Brian McCann, L (1.2) OBP: 0.238, SLG: 0.250 | G5-3 | | | K | | | | G3 | | 4 | 0 | 0 | 0 | 0 | 1 | 2 | | | | | | | |
| Ryan Langerhans, L (1.8) OBP: 0.389, SLG: 0.444 | | G6-3 | | K | | | | 23 1B 2B | | 4 | 1 | 1 | 0 | 0 | 2 | 0 | | | | | | | |
| 23 Matt Diaz, R (1.7) OBP: 0.377, SLG: 0.559 | | | | | | | | | G6-3 | 4 | 0 | 3 | 1 | 0 | 0 | 0 | | | | | | | |
| Tony Pena Jr., R (1.5) OBP: 0.286, SLG: 0.326 | | | | | L5 | | | | | 3 | 0 | 0 | 0 | 0 | 0 | 3 | | | | | | | |
| Horacio Ramirez, L (1.1) Peter Moylan, R (7.1) 48 Blaine Boyer, R (8.1) | | | | G6-3 | | | | | | 2 | 0 | 0 | 0 | 0 | 1 | 1 | | | | | | | |
| | | | | | SH1-4 1B | | | | | 0 | 0 | 0 | 0 | 0 | 0 | 0 | | | | | | | |
| | | | | | | | | | | 0 | 0 | 0 | 0 | 0 | 0 | 0 | | | | | | | |
| Inning Stats | R: 0 E: 0 K: 0 S: 4 | H: 1 LOB: 2 BB: 1 P: 8 | R: 0 E: 0 K: 0 S: 3 | H: 1 LOB: 0 BB: 0 P: 3 | R: 0 E: 0 K: 1 S: 5 | H: 0 LOB: 0 BB: 0 P: 5 | R: 1 E: 0 K: 2 S: 8 | H: 1 LOB: 0 BB: 0 P: 8 | R: 0 E: 0 K: 1 S: 6 | H: 1 LOB: 0 BB: 0 P: 6 | R: 0 E: 0 K: 2 S: 7 | H: 0 LOB: 0 BB: 0 P: 7 | R: 1 E: 0 K: 1 S: 7 | H: 2 LOB: 1 BB: 0 P: 7 | R: 0 E: 0 K: 1 S: 6 | H: 2 LOB: 2 BB: 0 P: 6 | R: 0 E: 0 K: 1 S: 5 | H: 0 LOB: 0 BB: 0 P: 5 | 1B: 5 2B: 2 3B: 0 HR: 1 | SF: 0 SAC: 1 DP: 1 HBP: 0 | WP: 0 PB: 0 SB: 0 CS: 0 | PA: 34 | |
| PITCHER | IP ERA WLS BF H R ER SO BB IBB HBP BLK WP HR S P ERA WHIP | 3.0 4.32 11 2 0 0 1 1 0 0 0 0 0 0 12 16 0.00 1.000 | 3.0 4.1 11 2 1 1 5 0 0 0 0 0 0 1 21 3.00 0.667 | 1.0 5.14 5 2 1 1 1 0 0 0 0 0 0 7 7 9.00 2.000 | 0.2 7.36 3 1 0 0 1 0 0 0 0 0 0 5 5 0.00 1.500 | 1.0 2.0 3 1 0 0 1 0 0 0 0 0 0 5 5 0.00 1.000 | 0.1 5.68 1 0 0 0 0 0 0 0 0 0 0 1 1 0.00 0.000 | PITCHER | IP ERA WLS BF H R ER SO BB IBB HBP BLK WP HR S P ERA WHIP | 0.1 5.68 1 0 0 0 0 0 0 0 0 0 0 1 1 0.00 0.000 | | | | | | | | | | | | | |


| | |
|-----|----|
| AB | 32 |
| R | 2 |
| H | 8 |
| RBI | 2 |
| BB | 1 |
| SO | 9 |
| LOB | 9 |




| Batter | 1 | 2 | 3 | 4 | 5 | 6 | 7 | 8 | 9 | AB | R | H | RBI | BB | SO | LOB | BOTTOM | | | |
|---|--|---|--|--|------------------------------|---------------------------------|------------------------------|---------------------------------|------------------------------|---------------------------------|------------------------------|---------------------------------|------------------------------|----------------------------------|------------------------------|---------------------------------|--|------------------------------------|----------------------------------|--------|
| 15 Rafael Furcal, S (1.6) OBP: 0.462, SLG: 0.542 17 Jason Repko, R (8.9) OBP: 0.346, SLG: 0.435 | G1-3 | | | | | | | G3-1 | | 4 | 0 | 2 | 3 | 0 | 0 | 2 | Atlanta Braves @ Los Angeles Dodgers Holman Stadium, Vero Beach, FL Sun Mar 26 2006, 1:05 PM EST Att: 5,791 - Sunny - 68 F | | | |
| Kenny Lofton, L (1.8) OBP: 0.179, SLG: 0.135 | K | | FC6-4 1B | | 2B | | F9 | G6-3 | | 4 | 0 | 0 | 0 | 0 | 1 | 5 | | | | |
| J.D. Drew, L (1.9) OBP: 0.543, SLG: 0.613 43 Yhency Brazoban, R (8.1) ERA: 5.14 47 Tim Hamulack, R (8.1) ERA: 7.36 51 Jonathan Broxton, R (9.1) ERA: 2.0 | F7 | | | | | | | | | 3 | 0 | 0 | 0 | 1 | 1 | 2 | | | | |
| 12 Jeff Kent, R (1.4) OBP: 0.257, SLG: 0.419 18 Ramon Martinez, R (9.4) OBP: 0.366, SLG: 0.447 | L4 | | | | F7 | | F8 | K | | 4 | 0 | 0 | 0 | 0 | 1 | 1 | | | | |
| 5 Nomar Garciaparra, R (1.3) OBP: 0.240, SLG: 0.250 | G6-3 | | | | F9 | | | G6-3 | | 4 | 0 | 1 | 0 | 0 | 0 | 0 | | | | |
| Bill Mueller, S (1.5) OBP: 0.395, SLG: 0.590 | K | | | | | | 1-2 2B | G6-3 | | 4 | 0 | 0 | 0 | 0 | 1 | 1 | | | | |
| José Cruz Jr., S (1.7) OBP: 0.476, SLG: 0.500 | | | | | | | | | | 1 | 2 | 1 | 0 | 2 | 0 | 0 | | | | |
| 16 Pat Borders, R (1.2) OBP: 0.227, SLG: 0.238 55 Russell Martin, R (7.2) OBP: 0.417, SLG: 0.438 | | | | | | | | | | 2 | 1 | 1 | 0 | 0 | 0 | 1 | | | | |
| Aaron Sele, R (1.1) OBP: 0.264, SLG: 0.300 D.J. Houlton, R (4.1) ERA: 5.14 Eric Gagne, R (7.1) ERA: 2.57 13 Oscar Robles, L (8.6) OBP: 0.354, SLG: 0.325 | E3 15 1B | | | | | | | | | 0 | 0 | 0 | 0 | 0 | 0 | 0 | | | | |
| | | | | | | | | | | 1 | 0 | 0 | 0 | 0 | 0 | 0 | | | | |
| | | | | | | | | | | 0 | 0 | 0 | 0 | 0 | 0 | 0 | | | | |
| Inning Stats | R: 0 E: 0 K: 1 S: 5 | H: 0 LOB: 0 BB: 0 P: 8 | R: 0 E: 0 K: 1 S: 5 | H: 0 LOB: 0 BB: 0 P: 8 | R: 0 E: 1 K: 0 S: 4 | H: 1 LOB: 2 BB: 1 P: 8 | R: 0 E: 0 K: 0 S: 3 | H: 0 LOB: 0 BB: 0 P: 3 | R: 2 E: 0 K: 1 S: 8 | H: 3 LOB: 1 BB: 0 P: 8 | R: 0 E: 0 K: 0 S: 3 | H: 1 LOB: 1 BB: 1 P: 7 | R: 1 E: 1 K: 1 S: 7 | H: 1 LOB: 2 BB: 1 P: 11 | R: 0 E: 0 K: 1 S: 5 | H: 0 LOB: 0 BB: 0 P: 5 | 1B: 3 2B: 3 3B: 0 HR: 0 | SF: 0 SAC: 1 DP: 1 HBP: 0 | WP: 0 PB: 0 SB: 0 CS: 0 | PA: 33 |
| PITCHER | IP ERA WLS BF H R ER SO BB IBB HBP BLK WP HR S P ERA WHIP | 6.0 4.0 24 5 2 2 3 2 2 0 0 0 0 0 7 11 3.00 1.167 | 1.0 6.0 6 1 1 1 1 1 0 0 0 0 0 0 7 11 9.00 2.000 | 1.0 6.0 3 0 0 0 1 0 0 0 0 0 0 5 5 0.00 0.000 | | | | | | | | | | | | | | | | |

| | |
|-----|----|
| AB | 29 |
| R | 3 |
| H | 6 |
| RBI | 3 |
| BB | 3 |
| SO | 5 |
| LOB | 14 |



| Batter | 1 | 2 | 3 | 4 | 5 | 6 | 7 | 8 | 9 | AB | R | H | RBI | BB | SO | LOB | TOP | | | | |
|---|---------------------------------------|---------------------------------------|---------------------------------------|---------------------------------------|---------------------------------------|---------------------------------------|---------------------------------------|---------------------------------------|---------------------------------------|---------------------------------------|---------------------------------------|---------------------------------------|---------------------------------------|---------------------------------------|---------------------------------------|---------------------------------------|---|-----------------------------------|------------------------------------|----------------------------------|--------|
| 18 Johnny Damon, L (1.8) OBP: 0.500, SLG: 0.462 19 Bubba Crosby, L (6.8) OBP: 0.182, SLG: 0.375 | 0-0 1B | | L4 | G4-3 | G4-3 | G4-3 | | K2-3 | | 4 | 0 | 1 | 0 | 0 | 0 | 1 | New York Yankees @ Atlanta Braves Cracker Jack Stadium, Lake Buena Vista, FL Mon Mar 27 2006, 7:05 PM EST Att: 11,431 - Clear - 62 F AB 39 R 4 H 15 RBI 4 BB 2 SO 7 LOB 23  | | | | |
| 2 Derek Jeter, R (1.6) OBP: 0.425, SLG: 0.500 27 Russ Johnson, R (7.5) OBP: 0.314, SLG: 0.333 | 4-1 BB | | | 55 1B | | K | F9 | F8 | F8 | 3 | 1 | 1 | 0 | 1 | 1 | 0 | | | | | |
| 55 Hideki Matsui, L (1.7) OBP: 0.421, SLG: 0.574 28 Melky Cabrera, S (7.7) OBP: 0.378, SLG: 0.488 | 0-0 F5 | | | 1B | | K | F8 | P6 | P6 | 4 | 0 | 1 | 0 | 0 | 1 | 2 | | | | | |
| Gary Sheffield, R (1.9) OBP: 0.298, SLG: 0.333 Luis Alfonso Garcia, R (7.9) OBP: 0.455, SLG: 1.000 | 0-0 G6-4-3 | | | 13 2B | | K | | 13 FC4-6 | 28 E | 4 | 1 | 3 | 1 | 0 | 0 | 2 | | | | | |
| 13 Alex Rodriguez, R (1.5) OBP: 0.321, SLG: 0.640 Kyle Farnsworth, R (7.1) OBP: 0.314, SLG: 0.333 | | 4-0 25 2B | | | | K | | FC4-6 | 28 E | 3 | 2 | 2 | 2 | 1 | 0 | 1 | | | | | |
| 47 Ron Villone, L (8.1) OBP: 0.250, SLG: 0.250 | | | | 1-H | | K | | | | 0 | 0 | 0 | 0 | 0 | 0 | 0 | | | | | |
| Damian Rolls, R (8.9) OBP: 0.250, SLG: 0.250 | | | | | | K | | | | 0 | 0 | 0 | 0 | 0 | 0 | 0 | | | | | |
| 25 Jason Giambi, L (1.3) OBP: 0.386, SLG: 0.353 28 Felix Escalona, R (8.4) OBP: 0.341, SLG: 0.432 | | | | | | K | | | SH1-3 | 4 | 0 | 3 | 0 | 0 | 1 | 2 | | | | | |
| 24 Robinson Cano, L (1.4) OBP: 0.390, SLG: 0.521 91 Ramiro Pena, S (8.6) OBP: 0.400, SLG: 0.440 | | | | | | K | | | 91 FC5-4 | 1 | 0 | 0 | 0 | 0 | 0 | 2 | | | | | |
| 26 Wil Nieves, R (1.2) OBP: 0.321, SLG: 0.423 Keith McDonald, R (8.2) OBP: 0.500, SLG: 0.750 | | | | | | K | | | | 3 | 0 | 1 | 0 | 0 | 1 | 1 | | | | | |
| Shawn Chacon, R (1.1) OBP: 0.339, SLG: 0.415 | | | | | | K | | | | 0 | 0 | 0 | 0 | 0 | 0 | 0 | | | | | |
| Kris Wilson, R (6.1) OBP: 0.339, SLG: 0.415 | | | | | | K | | | | 1 | 0 | 0 | 0 | 0 | 1 | 3 | | | | | |
| Miguel Cairo, R (8.3) OBP: 0.339, SLG: 0.415 | | | | | | K | | | | 1 | 0 | 0 | 0 | 0 | 1 | 3 | | | | | |
| Inning Stats | R: 0 E: 0 K: 0 S: 4 | H: 1 LOB: 1 BB: 1 P: 8 | R: 1 E: 0 K: 2 S: 8 | H: 1 LOB: 1 BB: 1 P: 12 | R: 3 E: 0 K: 0 S: 7 | H: 5 LOB: 1 BB: 0 P: 7 | R: 0 E: 0 K: 0 S: 3 | H: 0 LOB: 0 BB: 0 P: 3 | R: 0 E: 0 K: 3 S: 11 | H: 2 LOB: 2 BB: 0 P: 11 | R: 0 E: 0 K: 0 S: 4 | H: 1 LOB: 1 BB: 0 P: 4 | R: 0 E: 0 K: 2 S: 9 | H: 2 LOB: 2 BB: 0 P: 9 | R: 0 E: 1 K: 0 S: 6 | H: 2 LOB: 3 BB: 0 P: 6 | | 1B: 12 2B: 2 3B: 0 HR: 1 | SF: 1 SAC: 1 DP: 1 HBP: 0 | WP: 0 PB: 0 SB: 1 CS: 0 | PA: 43 |
| PITCHER | IP WLS BF H R ER SO | IP WLS BF H R ER SO | IP WLS BF H R ER SO | IP WLS BF H R ER SO | IP WLS BF H R ER SO | IP WLS BF H R ER SO | IP WLS BF H R ER SO | IP WLS BF H R ER SO | IP WLS BF H R ER SO | IP WLS BF H R ER SO | IP WLS BF H R ER SO | IP WLS BF H R ER SO | IP WLS BF H R ER SO | IP WLS BF H R ER SO | IP WLS BF H R ER SO | IP WLS BF H R ER SO | | ERA WHIP | ERA WHIP | ERA WHIP | |
| Jorge Sosa, R (1.1) ERA: 8.0 | 4.0 | 19 | 7 | 4 | 4 | 2 | 2 | 0 | 0 | 0 | 0 | 0 | 0 | 0 | 0 | 0 | | 9.00 | 2.250 | 0.00 | 2.000 |
| Mike Remlinger, L (5.1) ERA: 7.27 | 1.0 | 5 | 2 | 0 | 0 | 3 | 0 | 0 | 0 | 0 | 0 | 0 | 0 | 0 | 0 | 0 | | 0.00 | 1.000 | 0.00 | 1.000 |
| 34 Joey Devine, R (6.1) ERA: 2.45 | 1.0 | W | 4 | 1 | 0 | 0 | 0 | 0 | 0 | 0 | 0 | 0 | 0 | 0 | 0 | 0 | | 0.00 | 1.000 | 0.00 | 1.000 |
| Oscar Villarreal, R (7.1) ERA: 3.0 | 1.0 | H | 4 | 1 | 0 | 0 | 0 | 0 | 0 | 0 | 0 | 0 | 0 | 0 | 0 | 0 | | 0.00 | 1.000 | 0.00 | 1.000 |
| 40 Lance Cormier, R (8.1) ERA: 3.0 | 1.0 | H | 5 | 2 | 0 | 0 | 2 | 0 | 0 | 0 | 0 | 0 | 0 | 0 | 0 | 0 | 0.00 | 2.000 | 0.00 | 2.000 | |

| Batter | 1 | 2 | 3 | 4 | 5 | 6 | 7 | 8 | 9 | AB | R | H | RBI | BB | SO | LOB | BOTTOM | | | | |
|---|---------------------------------------|---------------------------------------|---------------------------------------|---------------------------------------|---------------------------------------|---------------------------------------|---------------------------------------|---------------------------------------|---------------------------------------|---------------------------------------|---------------------------------------|---------------------------------------|---------------------------------------|---------------------------------------|---------------------------------------|---------------------------------------|--|----------------------------------|------------------------------------|----------------------------------|--------|
| Marcus Giles, R (1.4) OBP: 0.286, SLG: 0.048 Tony Pena Jr., R (7.6) OBP: 0.300, SLG: 0.383 | 0-0 G6-3 | | L6 | | K | | | | | 3 | 0 | 0 | 0 | 1 | 1 | 1 | New York Yankees @ Atlanta Braves Cracker Jack Stadium, Lake Buena Vista, FL Mon Mar 27 2006, 7:05 PM EST Att: 11,431 - Clear - 62 F AB 32 R 5 H 10 RBI 5 BB 5 SO 10 LOB 15  | | | | |
| 11 Edgar Renteria, R (1.6) OBP: 0.250, SLG: 0.250 Oscar Villarreal, R (7.1) OBP: 0.250, SLG: 0.250 40 Lance Cormier, R (8.1) OBP: 0.250, SLG: 0.250 Matt Esquivel, R (8.9) OBP: 0.250, SLG: 0.250 Chris Reitsma, R (9.1) OBP: 0.250, SLG: 0.250 Brian O'Connor, L (9.1) OBP: 0.250, SLG: 0.250 | 0-0 G5-3 | | | | | | | | | 4 | 0 | 0 | 0 | 0 | 0 | 3 | | | | | |
| 10 Chipper Jones, S (1.5) OBP: 0.476, SLG: 0.412 Wilson Betemit, S (7.5) OBP: 0.488, SLG: 0.588 | 0-0 2B | | | | | | | | | 2 | 1 | 1 | 0 | 1 | 1 | 1 | | | | | |
| Andrew Jones, R (1.8) OBP: 0.314, SLG: 0.438 23 Matt Diaz, R (7.9) OBP: 0.377, SLG: 0.559 | 0-3 K | | | | | | | | | 3 | 1 | 1 | 0 | 0 | 2 | 2 | | | | | |
| Adam LaRoche, L (1.3) OBP: 0.313, SLG: 0.432 76 J.J. Jurries, R (7.3) OBP: 0.440, SLG: 0.651 | | | | | | | | | | 2 | 1 | 1 | 3 | 1 | 1 | 0 | | | | | |
| 7 Jeff Francoeur, R (1.9) OBP: 0.476, SLG: 0.900 90 Brandon Jones, L (7.7) OBP: 0.438, SLG: 0.600 | 0-0 G6-3 | | | | | | | | | 3 | 0 | 0 | 0 | 0 | 1 | 2 | | | | | |
| Brian Jordan, R (1.7) OBP: 0.425, SLG: 0.457 34 Joey Devine, R (6.1) OBP: 0.256, SLG: 0.293 97 Jaime Trejo, R (6.9) OBP: 0.167, SLG: 0.229 4 Pete Orr, L (7.4) OBP: 0.167, SLG: 0.229 | 0-0 P6 | | | | | | | | | 2 | 1 | 1 | 1 | 0 | 0 | 0 | | | | | |
| Todd Pratt, R (1.2) OBP: 0.293, SLG: 0.289 | | | | | | | | | | 4 | 0 | 1 | 0 | 0 | 1 | 1 | | | | | |
| Jorge Sosa, R (1.1) OBP: 0.286, SLG: 0.048 | | | | | | | | | | 1 | 0 | 0 | 0 | 0 | 0 | 0 | | | | | |
| Mike Remlinger, L (5.1) ERA: 7.27 | | | | | | | | | | 0 | 0 | 0 | 0 | 0 | 0 | 0 | | | | | |
| Ryan Langerhans, L (6.9) OBP: 0.256, SLG: 0.293 97 Jaime Trejo, R (6.9) OBP: 0.167, SLG: 0.229 | | | | | | | | | | 2 | 0 | 1 | 1 | 1 | 0 | 1 | | | | | |
| Inning Stats | R: 0 E: 0 K: 1 S: 6 | H: 1 LOB: 1 BB: 0 P: 6 | R: 0 E: 0 K: 1 S: 5 | H: 0 LOB: 0 BB: 0 P: 5 | R: 0 E: 0 K: 1 S: 5 | H: 0 LOB: 0 BB: 0 P: 5 | R: 0 E: 0 K: 3 S: 10 | H: 1 LOB: 2 BB: 1 P: 15 | R: 1 E: 0 K: 0 S: 6 | H: 1 LOB: 1 BB: 1 P: 10 | R: 4 E: 0 K: 0 S: 7 | H: 4 LOB: 2 BB: 2 P: 15 | R: 0 E: 0 K: 2 S: 8 | H: 1 LOB: 2 BB: 1 P: 12 | R: 0 E: 0 K: 1 S: 6 | H: 2 LOB: 1 BB: 0 P: 6 | | 1B: 5 2B: 3 3B: 1 HR: 2 | SF: 0 SAC: 1 DP: 1 HBP: 0 | WP: 0 PB: 0 SB: 1 CS: 0 | PA: 38 |
| PITCHER | IP WLS BF H R ER SO | IP WLS BF H R ER SO | IP WLS BF H R ER SO | IP WLS BF H R ER SO | IP WLS BF H R ER SO | IP WLS BF H R ER SO | IP WLS BF H R ER SO | IP WLS BF H R ER SO | IP WLS BF H R ER SO | IP WLS BF H R ER SO | IP WLS BF H R ER SO | IP WLS BF H R ER SO | IP WLS BF H R ER SO | IP WLS BF H R ER SO | IP WLS BF H R ER SO | IP WLS BF H R ER SO | | ERA WHIP | ERA WHIP | ERA WHIP | |
| Shawn Chacon, R (1.1) ERA: 3.68 | 5.1 | L | 25 | 6 | 5 | 5 | 7 | 3 | 0 | 0 | 0 | 0 | 0 | 0 | 0 | 0 | | 8.44 | 1.688 | 0.00 | 3.000 |
| Kris Wilson, R (6.1) ERA: 1.8 | 0.2 | | 4 | 1 | 0 | 0 | 0 | 1 | 0 | 0 | 0 | 0 | 0 | 0 | 0 | 0 | | 0.00 | 3.000 | 0.00 | 3.000 |
| Kyle Farnsworth, R (7.1) ERA: 1.8 | 1.0 | | 5 | 1 | 0 | 0 | 2 | 1 | 0 | 0 | 0 | 0 | 0 | 0 | 0 | 0 | | 0.00 | 2.000 | 0.00 | 2.000 |
| 47 Ron Villone, L (8.1) ERA: 4.91 | 1.0 | | 4 | 2 | 0 | 0 | 1 | 0 | 0 | 0 | 0 | 0 | 0 | 0 | 0 | 0 | | 0.00 | 2.000 | 0.00 | 2.000 |


| Batter | 1 | 2 | 3 | 4 | 5 | 6 | 7 | 8 | 9 | AB | R | H | RBI | BB | SO | LOB | TOP | | | | | | | | | | | | | | | | | | |
|--|---|---|------------------------------|-------------------------|------------------------------|-------------------------|------------------------------|-------------------------|------------------------------|-------------------------|------------------------------|-------------------------|------------------------------|-------------------------|------------------------------|-------------------------|---|---|---|------------------------------|-------------------------|----------------------------------|------------------------------------|----------------------------------|--------|--|--|--|--|--|--|--|--|--|--|
| 10 Endy Chavez, L OBP: 0.407, SLG: 0.348 | | | | | | | | | | 3 | 0 | 0 | 0 | 1 | 2 | 3 | New York Mets @ Atlanta Braves Cracker Jack Stadium, Lake Buena Vista, FL Wed Mar 29 2006, 1:05 PM EST Att. 10,314 - Sunny - 75 F | | | | | | | | | | | | | | | | | | |
| 22 Jose Valentin, S OBP: 0.286, SLG: 0.174 Chris Basak, R OBP: 0.211, SLG: 0.316 | | | | | | | | | | 3 | 1 | 0 | 0 | 1 | 0 | 2 | | | | | | | | | | | | | | | | | | | |
| 16 Paul Lo Duca, R OBP: 0.350, SLG: 0.486 40 Joe Hietpas, R OBP: 0.556, SLG: 0.571 | | | | | | | | | | 2 | 0 | 0 | 0 | 0 | 1 | 1 | | | | | | | | | | | | | | | | | | | |
| Victor Diaz, R OBP: 0.325, SLG: 0.423 | | | | | | | | | | 3 | 0 | 1 | 0 | 1 | 2 | 1 | | | | | | | | | | | | | | | | | | | |
| Chris Woodward, R OBP: 0.340, SLG: 0.300 | | | | | | | | | | 4 | 0 | 2 | 1 | 0 | 0 | 4 | | | | | | | | | | | | | | | | | | | |
| 73 Todd Self, L OBP: 0.300, SLG: 0.324 Corey Ragsdale, R OBP: 0.304, SLG: 0.111 | | | | | | | | | | 2 | 0 | 0 | 0 | 1 | 0 | 1 | | | | | | | | | | | | | | | | | | | |
| Cory Aldridge, L OBP: 0.250, SLG: 0.167 | | | | | | | | | | 1 | 0 | 0 | 0 | 1 | 0 | 1 | | | | | | | | | | | | | | | | | | | |
| Chase Lambin, S OBP: 0.250, SLG: 0.500 25 Pedro Feliciano, L OBP: 0.174, SLG: 0.273 | | | | | | | | | | 3 | 0 | 1 | 0 | 0 | 2 | 0 | | | | | | | | | | | | | | | | | | | |
| Tom Glavine, L Yasmin Bucec, R Yusaku Iriki, R Jay Caligiuri, R OBP: 0.500, SLG: 0.500 | | | | | | | | | | 0 | 0 | 0 | 0 | 0 | 0 | 0 | | | | | | | | | | | | | | | | | | | |
| Inning Stats | R: 0 E: 0 K: 1 S: 5 | H: 0 LOB: 0 BB: 6 | R: 0 E: 0 K: 2 S: 8 | H: 1 LOB: 1 BB: 0 | R: 0 E: 0 K: 3 S: 9 | H: 0 LOB: 0 BB: 0 | R: 1 E: 0 K: 2 S: 7 | H: 1 LOB: 1 BB: 1 | R: 0 E: 0 K: 0 S: 4 | H: 2 LOB: 2 BB: 1 | R: 0 E: 0 K: 0 S: 6 | H: 1 LOB: 1 BB: 0 | R: 0 E: 0 K: 1 S: 4 | H: 0 LOB: 0 BB: 1 | R: 0 E: 0 K: 1 S: 6 | H: 1 LOB: 3 BB: 2 | | R: 0 E: 0 K: 1 S: 5 | H: 0 LOB: 1 BB: 0 | R: 0 E: 0 K: 1 S: 5 | H: 0 LOB: 1 BB: 7 | 1B: 6 2B: 0 3B: 0 HR: 0 | SF: 0 SAC: 0 DP: 2 HBP: 1 | WP: 0 PB: 0 SB: 1 CS: 0 | PA: 36 | | | | | | | | | | |
| PITCHER | IP WLS BF H R ER SO BB IBB HBP BLK WP HR S P ERA WHIP | 15 Tim Hudson, R (1, 1) 4.0 W 14 2 1 1 8 1 0 0 0 0 0 0 0 3 7 2.25 0.750 48 Blaine Boyer, R (5, 1) 0.1 4 2 0 0 0 1 0 0 0 0 0 0 0 3 7 0.00 0.900 Mike Remlinger, L (5, 1) 1.2 5 1 0 0 0 0 0 0 0 0 0 0 0 7 7 0.00 0.600 Oscar Villarreal, R (7, 1) 1.0 H 3 0 0 0 1 1 0 0 0 0 0 0 4 8 0.00 1.000 81 Ryan Basner, R (8, 1) 1.0 H 6 1 0 0 1 2 0 0 0 0 0 0 0 6 14 0.00 3.000 | | | | | | | | | | | | | | | | IP WLS BF H R ER SO BB IBB HBP BLK WP HR S P ERA WHIP | Brian O'Connor, L (9, 1) 1.0 S 4 0 0 0 1 0 0 0 1 0 0 0 5 7 0.00 0.000 | | | | | | | | | | | | | | | | |

| Batter | 1 | 2 | 3 | 4 | 5 | 6 | 7 | 8 | 9 | AB | R | H | RBI | BB | SO | LOB | BOTTOM | | | | | | | | | | | | | | | | | | |
|---|---|--|------------------------------|-------------------------|------------------------------|-------------------------|------------------------------|-------------------------|------------------------------|-------------------------|------------------------------|-------------------------|------------------------------|-------------------------|------------------------------|-------------------------|---|---|---|----------------------------------|--------|--|--|--|--|--|--|--|--|--|--|--|--|--|--|
| Marcus Giles, R OBP: 0.364, SLG: 0.208 4 Pete Orr, L OBP: 0.160, SLG: 0.220 | | | | | | | | | | 1 | 0 | 0 | 0 | 1 | 1 | 0 | New York Mets @ Atlanta Braves Cracker Jack Stadium, Lake Buena Vista, FL Wed Mar 29 2006, 1:05 PM EST Att. 10,314 - Sunny - 75 F | | | | | | | | | | | | | | | | | | |
| 11 Edgar Renteria, R OBP: 0.333, SLG: 0.521 Wilson Betemit, S OBP: 0.488, SLG: 0.595 | | | | | | | | | | 2 | 0 | 1 | 0 | 0 | 0 | 3 | | | | | | | | | | | | | | | | | | | |
| 10 Chipper Jones, S OBP: 0.423, SLG: 0.409 J.C. Holt, L | | | | | | | | | | 2 | 0 | 0 | 0 | 0 | 0 | 1 | | | | | | | | | | | | | | | | | | | |
| Andrew Jones, R OBP: 0.300, SLG: 0.405 Ryan Langerhans, L OBP: 0.303, SLG: 0.420 | | | | | | | | | | 2 | 0 | 0 | 0 | 0 | 0 | 1 | | | | | | | | | | | | | | | | | | | |
| 7 Jeff Francoeur, R OBP: 0.423, SLG: 0.750 Matt Esquivel, R OBP: 0.143, SLG: 0.357 | | | | | | | | | | 1 | 0 | 0 | 0 | 1 | 0 | 0 | | | | | | | | | | | | | | | | | | | |
| Adam LaRoche, L OBP: 0.320, SLG: 0.422 76 J.J. Jurries, R OBP: 0.463, SLG: 0.674 Quentin Davis, L Eddie Pérez, R | | | | | | | | | | 1 | 1 | 0 | 0 | 1 | 1 | 1 | | | | | | | | | | | | | | | | | | | |
| 23 Matt Diaz, R OBP: 0.358, SLG: 0.545 Oscar Villarreal, L 81 Ryan Basner, R 88 Diory Hernandez, R OBP: 0.290, SLG: 0.333 Brian O'Connor, L | | | | | | | | | | 3 | 1 | 1 | 0 | 0 | 0 | 1 | | | | | | | | | | | | | | | | | | | |
| 16 Brian McCann, L OBP: 0.277, SLG: 0.400 Todd Pratt, R OBP: 0.287, SLG: 0.268 | | | | | | | | | | 0 | 0 | 0 | 0 | 0 | 0 | 0 | | | | | | | | | | | | | | | | | | | |
| 15 Tim Hudson, R OBP: 0.167, SLG: 0.167 48 Blaine Boyer, R Mike Remlinger, L Steve Doetsch, R OBP: 0.231, SLG: 0.091 | | | | | | | | | | 2 | 0 | 1 | 2 | 0 | 0 | 0 | | | | | | | | | | | | | | | | | | | |
| Inning Stats | R: 0 E: 0 K: 1 S: 6 | H: 1 LOB: 1 BB: 0 | R: 2 E: 1 K: 0 S: 5 | H: 2 LOB: 2 BB: 2 | R: 0 E: 0 K: 1 S: 5 | H: 0 LOB: 1 BB: 1 | R: 0 E: 0 K: 0 S: 3 | H: 0 LOB: 0 BB: 0 | R: 0 E: 0 K: 1 S: 6 | H: 0 LOB: 1 BB: 0 | R: 0 E: 0 K: 2 S: 7 | H: 0 LOB: 2 BB: 1 | R: 0 E: 0 K: 0 S: 5 | H: 2 LOB: 1 BB: 0 | R: 2 E: 0 K: 0 S: 5 | H: 2 LOB: 1 BB: 0 | | 1B: 3 2B: 2 3B: 0 HR: 0 | SF: 2 SAC: 0 DP: 1 HBP: 1 | WP: 0 PB: 0 SB: 1 CS: 0 | PA: 36 | | | | | | | | | | | | | | |
| PITCHER | IP WLS BF H R ER SO BB IBB HBP BLK WP HR S P ERA WHIP | Tom Glavine, L (1, 1) 4.0 L 18 3 2 2 2 2 3 0 0 0 0 0 0 11 16 0.00 0.500 Yusaku Iriki, R (5, 1) 2.0 8 0 0 0 2 1 0 0 0 0 0 0 11 16 0.00 0.500 25 Pedro Feliciano, L (7, 1) 2.0 10 2 2 2 2 1 0 1 0 0 0 0 12 18 9.00 1.500 | | | | | | | | | | | | | | | | IP WLS BF H R ER SO BB IBB HBP BLK WP HR S P ERA WHIP | Brian O'Connor, L (9, 1) 1.0 S 4 0 0 0 1 0 0 0 1 0 0 0 5 7 0.00 0.000 | | | | | | | | | | | | | | | | |



| Batter | 1 | 2 | 3 | 4 | 5 | 6 | 7 | 8 | 9 | AB | R | H | RBI | BB | SO | LOB | TOP | | | | | | | | |
|---|------------------------------|---------------------------------|------------------------------|---------------------------------|------------------------------|---------------------------------|------------------------------|---------------------------------|------------------------------|----------------------------------|------------------------------|---------------------------------|------------------------------|---------------------------------|------------------------------|---------------------------------|---|------------------------------|---------------------------------|----------------------------------|------------------------------------|-------------------------|--------|--|--|
| Marcus Giles, R (1.4) 4 Pete Orr, L (3.4) OBP: 0.400, SLG: 0.308 OBP: 0.170, SLG: 0.226 | | | | | | | | | | 2 | 0 | 2 | 1 | 0 | 0 | 0 | Atlanta Braves @ Washington Nationals Space Coast Stadium, Viera, FL Thu Mar 30 2006, 1:05 PM EST Att: 6,172 - Sunny - 72 F | | | | | | | | |
| 11 Edgar Renteria, R (1.6) Wilson Betemit, S (3.6) OBP: 0.321, SLG: 0.500 OBP: 0.488, SLG: 0.595 | | | | | | | | | | 2 | 0 | 0 | 0 | 0 | 1 | 2 | | | | | | | | | |
| 10 Chipper Jones, S (1.5) 88 Dion Hernandez, R (3.5) OBP: 0.393, SLG: 0.375 OBP: 0.333, SLG: 0.600 | | | | | | | | | | 2 | 0 | 0 | 0 | 0 | 2 | | | | | | | | | | |
| Andruw Jones, R (1.8) 23 Matt Diaz, R (3.7) OBP: 0.310, SLG: 0.410 OBP: 0.237, SLG: 0.529 | | | | | | | | | | 2 | 1 | 1 | 0 | 0 | 1 | | | | | | | | | | |
| Adam LaRoche, L (1.10) OBP: 0.315, SLG: 0.408 | | | | | | | | | | 4 | 0 | 1 | 0 | 0 | 2 | 0 | | | | | | | | | |
| 7 Jeff Francoeur, R (1.9) Quentin Davis, L (4.9) Steve Doetsch, R (8.9) OBP: 0.393, SLG: 0.720 OBP: 0.251, SLG: 0.091 | | | | | | | | | | 1 | 0 | 0 | 1 | 0 | 0 | 0 | | | | | | | | | |
| 16 Brian McCann, L (1.2) Todd Pratt, R (6. PH) OBP: 0.255, SLG: 0.383 OBP: 0.255, SLG: 0.256 | | | | | | | | | | 2 | 0 | 0 | 0 | 0 | 1 | | | | | | | | | | |
| Brian Jordan, R (1.3) 76 J.J. Jurries, R (5.3) OBP: 0.422, SLG: 0.525 OBP: 0.492, SLG: 0.708 | | | | | | | | | | 2 | 1 | 1 | 0 | 0 | 1 | 0 | | | | | | | | | |
| Ryan Langerhans, L (1.7) OBP: 0.415, SLG: 0.453 | | | | | | | | | | 3 | 3 | 2 | 2 | 1 | 1 | 1 | | | | | | | | | |
| Inning Stats | R: 0 E: 0 K: 0 S: 5 | H: 1 LOB: 0 BB: 0 P: 5 | R: 1 E: 0 K: 0 S: 5 | H: 2 LOB: 0 BB: 0 P: 5 | R: 2 E: 0 K: 1 S: 8 | H: 3 LOB: 1 BB: 0 P: 8 | R: 0 E: 0 K: 0 S: 3 | H: 0 LOB: 0 BB: 0 P: 3 | R: 2 E: 0 K: 2 S: 8 | H: 1 LOB: 1 BB: 2 P: 16 | R: 0 E: 0 K: 2 S: 7 | H: 0 LOB: 0 BB: 0 P: 7 | R: 2 E: 0 K: 1 S: 8 | H: 3 LOB: 1 BB: 0 P: 8 | R: 0 E: 0 K: 2 S: 7 | H: 0 LOB: 0 BB: 0 P: 7 | | R: 0 E: 0 K: 1 S: 5 | H: 1 LOB: 0 BB: 0 P: 5 | 1B: 6 2B: 4 3B: 1 HR: 0 | SF: 2 SAC: 0 DP: 1 HBP: 0 | WP: 0 PB: 0 CS: 2 | PA: 39 | | |
| PITCHER | IP | WLS | BF | H | R | ER | SO | BB | IBB | HBP | BLK | WP | HR | S | P | ERA | WHIP | | | | | | | | |
| Tony Armas, R (1.1) ERA: 7.36 | 4.2 | L | 21 | 7 | 5 | 5 | 3 | 2 | 0 | 0 | 0 | 0 | 0 | 28 | 36 | 9.64 | 1.929 | | | | | | | | |
| Gary Majewski, R (5.1) ERA: 17.47 | 1.1 | | 4 | 0 | 0 | 0 | 2 | 0 | 0 | 0 | 0 | 0 | 0 | 8 | 8 | 0.00 | 0.000 | | | | | | | | |
| Mike Stanton, L (7.1) ERA: 3.0 | 1.0 | | 6 | 3 | 2 | 2 | 1 | 0 | 0 | 0 | 0 | 0 | 0 | 8 | 8 | 18.00 | 3.000 | | | | | | | | |
| 32 Chad Cordero, R (8.1) ERA: 22.5 | 1.0 | | 3 | 0 | 0 | 0 | 2 | 0 | 0 | 0 | 0 | 0 | 0 | 7 | 7 | 0.00 | 0.000 | | | | | | | | |
| 59 Micah Bowie, L (9.1) | 1.0 | | 3 | 1 | 0 | 0 | 1 | 0 | 0 | 0 | 0 | 0 | 0 | 5 | 5 | 0.00 | 1.000 | | | | | | | | |

| Batter | 1 | 2 | 3 | 4 | 5 | 6 | 7 | 8 | 9 | AB | R | H | RBI | BB | SO | LOB | BOTTOM | | | | | | | | |
|---|------------------------------|---------------------------------|------------------------------|----------------------------------|------------------------------|---------------------------------|-------------------------------|----------------------------------|------------------------------|---------------------------------|-------------------------------|----------------------------------|------------------------------|---------------------------------|-------------------------------|----------------------------------|---|------------------------------|---------------------------------|----------------------------------|------------------------------------|-------------------------|--------|--|--|
| Alfonso Soriano, R (1.7) 25 Marlon Byrd, R (4.7) 21 George Lombard, L (7.7) OBP: 0.440, SLG: 0.739 OBP: 0.394, SLG: 0.484 OBP: 0.306, SLG: 0.406 | | | | | | | | | | 2 | 1 | 2 | 0 | 0 | 0 | 0 | Atlanta Braves @ Washington Nationals Space Coast Stadium, Viera, FL Thu Mar 30 2006, 1:05 PM EST Att: 6,172 - Sunny - 72 F | | | | | | | | |
| Brandon Watson, L (1.8) 39 Kenny Kelly, R (7.8) OBP: 0.351, SLG: 0.329 OBP: 0.410, SLG: 0.324 | | | | | | | | | | 3 | 0 | 1 | 0 | 0 | 1 | | | | | | | | | | |
| Jose Vidro, S (1.4) Marlon Anderson, L (4.4) Bernie Castro, S (7.4) OBP: 0.255, SLG: 0.283 OBP: 0.343, SLG: 0.368 OBP: 0.182, SLG: 0.182 | | | | | | | | | | 2 | 0 | 0 | 1 | 0 | 1 | 2 | | | | | | | | | |
| Jose Guillen, R (1.9) Damian Jackson, R (4.9) 74 Cristian Guerrero, L (7.9) OBP: 0.250, SLG: 0.636 OBP: 0.333, SLG: 0.238 OBP: 0.182, SLG: 0.182 | | | | | | | | | | 2 | 0 | 0 | 0 | 0 | 1 | | | | | | | | | | |
| 24 Nick Johnson, L (1.3) Matthew LeCroy, R (5.3) Larry Broadway, L (6. PR) OBP: 0.274, SLG: 0.321 OBP: 0.275, SLG: 0.342 OBP: 0.273, SLG: 0.111 | | | | | | | | | | 2 | 1 | 1 | 0 | 0 | 1 | 0 | | | | | | | | | |
| 11 Ryan Zimmerman, R (1.5) Brandon Larson, R (6.5) OBP: 0.410, SLG: 0.693 OBP: 0.333, SLG: 0.667 | | | | | | | | | | 2 | 0 | 1 | 0 | 0 | 1 | 1 | | | | | | | | | |
| Daryle Ward, L (1.10) OBP: 0.327, SLG: 0.574 | | | | | | | | | | 3 | 0 | 1 | 1 | 1 | 1 | | | | | | | | | | |
| Brian Schneider, L (1.2) 7 Wiki Gonzalez, R (5.2) OBP: 0.167, SLG: 0.118 OBP: 0.465, SLG: 0.500 | | | | | | | | | | 2 | 0 | 0 | 0 | 0 | 1 | 3 | | | | | | | | | |
| Royce Clayton, R (1.6) 69 Josh Labandeira, R (6.6) OBP: 0.244, SLG: 0.260 OBP: 0.286, SLG: 0.333 | | | | | | | | | | 2 | 0 | 1 | 2 | 0 | 1 | 2 | | | | | | | | | |
| Inning Stats | R: 0 E: 0 K: 1 S: 5 | H: 1 LOB: 0 BB: 0 P: 5 | R: 0 E: 0 K: 1 S: 6 | H: 1 LOB: 1 BB: 1 P: 10 | R: 1 E: 0 K: 1 S: 7 | H: 2 LOB: 1 BB: 0 P: 7 | R: 1 E: 1 K: 3 S: 11 | H: 1 LOB: 1 BB: 0 P: 11 | R: 0 E: 0 K: 0 S: 3 | H: 0 LOB: 0 BB: 0 P: 3 | R: 1 E: 0 K: 3 S: 12 | H: 2 LOB: 2 BB: 1 P: 16 | R: 0 E: 0 K: 1 S: 6 | H: 1 LOB: 1 BB: 0 P: 6 | R: 2 E: 0 K: 3 S: 11 | H: 2 LOB: 2 BB: 2 P: 19 | | R: 0 E: 0 K: 0 S: 4 | H: 1 LOB: 1 BB: 0 P: 4 | 1B: 6 2B: 5 3B: 0 HR: 0 | SF: 0 SAC: 0 DP: 0 HBP: 0 | WP: 0 PB: 3 CS: 0 | PA: 42 | | |
| PITCHER | IP | WLS | BF | H | R | ER | SO | BB | IBB | HBP | BLK | WP | HR | S | P | ERA | WHIP | | | | | | | | |
| 29 John Smoltz, R (1.1) ERA: 1.96 | 5.0 | W | 21 | 5 | 2 | 1 | 6 | 1 | 0 | 0 | 0 | 0 | 0 | 32 | 36 | 1.80 | 1.200 | | | | | | | | |
| 34 Joey Devine, R (6.1) ERA: 2.55 | 1.0 | H | 6 | 2 | 1 | 0 | 3 | 1 | 0 | 0 | 0 | 0 | 0 | 12 | 16 | 0.00 | 3.000 | | | | | | | | |
| 40 Lance Cormier, R (7.1) ERA: 2.77 | 1.0 | | 4 | 1 | 0 | 0 | 1 | 0 | 0 | 0 | 0 | 0 | 0 | 6 | 6 | 0.00 | 1.000 | | | | | | | | |
| Peter Moylan, R (8.1) ERA: 9.0 | 1.0 | | 7 | 2 | 2 | 2 | 3 | 2 | 0 | 0 | 0 | 0 | 0 | 11 | 19 | 18.00 | 4.000 | | | | | | | | |
| 75 Dan Smith, L (9.1) ERA: | 1.0 | S | 4 | 1 | 0 | 0 | 0 | 0 | 0 | 0 | 0 | 0 | 0 | 4 | 4 | 0.00 | 1.000 | | | | | | | | |



| Batter | 1 | 2 | 3 | 4 | 5 | 6 | 7 | 8 | 9 | AB | R | H | RBI | BB | SO | LOB | TOP |
|---|---|---|---|---|---|---|---|---|---|---|---|---|---|---|---|---|--|
| 38 Pablo Ozuna, R OBP: 0.354, SLG: 0.435 | 4-1 BB | 3-2 G6-3 | | 0-0 1B | | | 2-1 F9 | | 3-2 70 SH1-4 25 HR | 4 | 1 | 2 | 0 | 1 | 0 | 2 | Chicago White Sox @ Atlanta Braves Turner Field, Atlanta, GA Fri Mar 31 2006, 7:05 PM EST Att: 18,824 - Clear - 74 F |
| Tadahito Iguchi, R OBP: 0.235, SLG: 0.250 70 Andy González, R OBP: 0.280, SLG: 0.227 | 2-3 K | | 3-2 25 1B 14 G5-4-3 | | 3-2 25 G4-5-3 1B | | 3-1 P5-3 | | 0-0 SH1-4 | 3 | 1 | 2 | 0 | 0 | 1 | 1 | |
| 25 Jim Thome, L OBP: 0.508, SLG: 0.904 | 1-2 P5 | | 0-2 14 G5-4-3 1B | | 1-2 G4-5-3 | | 1-3 K | | 1-0 HR | 5 | 1 | 2 | 2 | 0 | 1 | 2 | |
| 14 Paul Konerko, R OBP: 0.356, SLG: 0.552 Ross Gload, L OBP: 0.379, SLG: 0.565 | 2-1 L8 | | 1-1 G5-4-3 | | 1-1 P3 | | | 0-1 HR | 2-1 F7 | 4 | 1 | 1 | 1 | 0 | 0 | 2 | |
| 23 Jermaine Dye, R OBP: 0.368, SLG: 0.542 31 Ryan Sweeney, L OBP: 0.409, SLG: 0.667 | | 0-1 12 FC1-6 1B | 0-1 G1 | | | 1-2 P4 | | 0-2 12 S 1B | 2-2 8 1B 2B | 3 | 0 | 1 | 0 | 0 | 0 | 0 | |
| 12 J. Pierzynski, L OBP: 0.444, SLG: 0.535 74 Gustavo Molina, R OBP: 0.286, SLG: 0.222 | | 2-2 5 1B 24 1B 32 FC4-6 | | 2-0 5 1B 38 1B | | 1-2 5 2B 1B | | 1-2 1B | 4-2 8 1B BB | 3 | 1 | 2 | 0 | 1 | 0 | 1 | |
| 24 Joe Crede, R OBP: 0.469 8 Alex Cintron, S OBP: 0.400, SLG: 0.560 | | 1-1 32 FC4-6 5 1B | | 0-0 P4 | | 2-2 F7 | | 1-2 K | 0-0 1-3 2-H 1B | 3 | 0 | 1 | 0 | 0 | 0 | 2 | |
| 5 Juan Uribe, R OBP: 0.348, SLG: 0.460 | | 1-2 32 FC4-6 1B | | 1-2 38 1B 1B | | 2-2 F7 | | 1-2 F7 | 1-1 P4 | 5 | 0 | 3 | 0 | 0 | 0 | 4 | |
| 32 Brian Anderson, R OBP: 0.360, SLG: 0.485 | | 1-1 FC4-6 38 S | | 0-3 K | | 1-2 G3 | | 3-3 K | | 4 | 0 | 0 | 1 | 0 | 2 | 8 | |
| Inning Stats | R: 0 E: 0 K: 1 S: 9 | H: 0 LOB: 1 BB: 1 P: 18 | R: 1 E: 0 K: 0 S: 19 | H: 2 LOB: 0 BB: 0 P: 15 | R: 0 E: 0 K: 1 S: 9 | H: 3 LOB: 0 BB: 0 P: 12 | R: 0 E: 0 K: 0 S: 19 | H: 2 LOB: 2 BB: 0 P: 26 | R: 0 E: 0 K: 1 S: 7 | H: 0 LOB: 0 BB: 1 P: 13 | R: 1 E: 0 K: 2 S: 20 | H: 2 LOB: 2 BB: 1 P: 29 | R: 3 E: 0 K: 0 S: 16 | H: 4 LOB: 2 BB: 1 P: 29 | 1B: 13 2B: 2 3B: 0 HR: 2 | SF: 0 SAC: 1 DP: 2 HBP: 0 | |
| PITCHER | IP WLS BF H R ER SO BB IBB HBP BLK WP HR S P ERA WHIP | IP WLS BF H R ER SO BB IBB HBP BLK WP HR S P ERA WHIP | IP WLS BF H R ER SO BB IBB HBP BLK WP HR S P ERA WHIP | IP WLS BF H R ER SO BB IBB HBP BLK WP HR S P ERA WHIP | IP WLS BF H R ER SO BB IBB HBP BLK WP HR S P ERA WHIP | IP WLS BF H R ER SO BB IBB HBP BLK WP HR S P ERA WHIP | IP WLS BF H R ER SO BB IBB HBP BLK WP HR S P ERA WHIP | IP WLS BF H R ER SO BB IBB HBP BLK WP HR S P ERA WHIP | IP WLS BF H R ER SO BB IBB HBP BLK WP HR S P ERA WHIP | IP WLS BF H R ER SO BB IBB HBP BLK WP HR S P ERA WHIP | IP WLS BF H R ER SO BB IBB HBP BLK WP HR S P ERA WHIP | IP WLS BF H R ER SO BB IBB HBP BLK WP HR S P ERA WHIP | IP WLS BF H R ER SO BB IBB HBP BLK WP HR S P ERA WHIP | IP WLS BF H R ER SO BB IBB HBP BLK WP HR S P ERA WHIP | IP WLS BF H R ER SO BB IBB HBP BLK WP HR S P ERA WHIP | IP WLS BF H R ER SO BB IBB HBP BLK WP HR S P ERA WHIP | IP WLS BF H R ER SO BB IBB HBP BLK WP HR S P ERA WHIP |

| | |
|-----|----|
| AB | 40 |
| R | 6 |
| H | 17 |
| RBI | 5 |
| BB | 3 |
| SO | 5 |
| LOB | 24 |



| Batter | 1 | 2 | 3 | 4 | 5 | 6 | 7 | 8 | 9 | AB | R | H | RBI | BB | SO | LOB | BOTTOM | | |
|---|---|---|---|---|---|---|---|---|---|---|---|---|---|---|---|---|--|----------------------------------|------------------------------------|
| Marcus Giles, R OBP: 0.395, SLG: 0.286 4 Pete Orr, L OBP: 0.182, SLG: 0.255 | 0-3 K | 4-0 BB | | 1-3 K | | | 0-2 F8 | | 2-2 P5-3 2B | 2 | 0 | 0 | 0 | 1 | 2 | 1 | Chicago White Sox @ Atlanta Braves Turner Field, Atlanta, GA Fri Mar 31 2006, 7:05 PM EST Att: 18,824 - Clear - 74 F | | |
| 11 Edgar Renteria, R OBP: 0.321, SLG: 0.481 Wilson Betemit, S OBP: 0.511, SLG: 0.605 | 4-0 10 E 10 1B BB | 0-2 F8 | | 0-2 G1-6-3 | | | 2-0 23 1B 1B | | 4-0 P5-3 BB | 2 | 1 | 0 | 0 | 1 | 0 | 2 | | | |
| 10 Chipper Jones, S OBP: 0.419, SLG: 0.407 Van Pope, R OBP: 0.286, SLG: 0.286 | 1-2 E1 1B | | 3-2 E 7 G4-3 1B | | 0-1 F9 | | 0-0 P4 | | 3-1 P5-3 | 3 | 2 | 2 | 0 | 0 | 0 | 0 | | | |
| Andrew Jones, R OBP: 0.311, SLG: 0.405 23 Matt Diaz, R OBP: 0.391, SLG: 0.529 | 1-0 SF | | 0-3 K | | 0-0 G5-3 | | 0-0 76 PB 1B | | 0-0 F9 | 3 | 0 | 1 | 1 | 0 | 1 | 1 | | | |
| Adam LaRoche, L OBP: 0.298, SLG: 0.392 76 J.J. Jurries, R OBP: 0.474, SLG: 0.694 | 0-0 SF | | 0-0 E4 7 G4-3 7 WP | | 1-3 K | | 2-3 K | | 1-2 2-3 | 2 | 0 | 0 | 1 | 0 | 1 | 1 | | | |
| 7 Jeff Francoeur, R OBP: 0.385, SLG: 0.643 57 Michael Ryan, L OBP: 0.289, SLG: 0.439 | 1-3 K | | 1-0 G4-3 | | 0-0 F8 | | 0-0 F8 | | 2-3 K | 3 | 0 | 0 | 1 | 0 | 1 | 3 | | | |
| 16 Brian McCann, L OBP: 0.250, SLG: 0.360 70 Clint Sammons, R OBP: 0.222, SLG: 0.143 | 0-1 F8 | | 1-3 3-H K | | 2-3 K | | 2-2 G4-3 | | 2-2 G4-3 | 3 | 0 | 0 | 0 | 0 | 2 | 3 | | | |
| Brian Jordan, R OBP: 0.438, SLG: 0.524 58 David Keltton, R OBP: 0.244, SLG: 0.250 | | 0-0 P2 | | 1-2 CS 1B | | | 4-1 BB | | 1-1 G6-3 | 2 | 0 | 1 | 0 | 1 | 0 | 0 | | | |
| Ryan Langerhans, L OBP: 0.406, SLG: 0.439 | | 0-1 G4-3 | | 3-1 11 S 1B | | | 0-1 G1-3 | | 0-3 K | 4 | 0 | 1 | 0 | 0 | 1 | 1 | | | |
| Inning Stats | R: 2 E: 2 K: 2 S: 13 | H: 2 LOB: 2 BB: 1 P: 20 | R: 0 E: 0 K: 0 S: 7 | H: 0 LOB: 1 BB: 1 P: 11 | R: 1 E: 1 K: 2 S: 15 | H: 1 LOB: 0 BB: 0 P: 22 | R: 0 E: 0 K: 1 S: 11 | H: 2 LOB: 1 BB: 0 P: 16 | R: 0 E: 0 K: 1 S: 7 | H: 0 LOB: 1 BB: 1 P: 13 | R: 0 E: 0 K: 1 S: 12 | H: 2 LOB: 2 BB: 0 P: 16 | R: 0 E: 0 K: 1 S: 11 | H: 0 LOB: 0 BB: 0 P: 16 | R: 0 E: 0 K: 1 S: 9 | H: 1 LOB: 2 BB: 1 P: 18 | | 1B: 7 2B: 1 3B: 0 HR: 0 | SF: 1 SAC: 0 DP: 0 HBP: 0 |
| PITCHER | IP WLS BF H R ER SO BB IBB HBP BLK WP HR S P ERA WHIP | IP WLS BF H R ER SO BB IBB HBP BLK WP HR S P ERA WHIP | IP WLS BF H R ER SO BB IBB HBP BLK WP HR S P ERA WHIP | IP WLS BF H R ER SO BB IBB HBP BLK WP HR S P ERA WHIP | IP WLS BF H R ER SO BB IBB HBP BLK WP HR S P ERA WHIP | IP WLS BF H R ER SO BB IBB HBP BLK WP HR S P ERA WHIP | IP WLS BF H R ER SO BB IBB HBP BLK WP HR S P ERA WHIP | IP WLS BF H R ER SO BB IBB HBP BLK WP HR S P ERA WHIP | IP WLS BF H R ER SO BB IBB HBP BLK WP HR S P ERA WHIP | IP WLS BF H R ER SO BB IBB HBP BLK WP HR S P ERA WHIP | IP WLS BF H R ER SO BB IBB HBP BLK WP HR S P ERA WHIP | IP WLS BF H R ER SO BB IBB HBP BLK WP HR S P ERA WHIP | IP WLS BF H R ER SO BB IBB HBP BLK WP HR S P ERA WHIP | IP WLS BF H R ER SO BB IBB HBP BLK WP HR S P ERA WHIP | IP WLS BF H R ER SO BB IBB HBP BLK WP HR S P ERA WHIP | IP WLS BF H R ER SO BB IBB HBP BLK WP HR S P ERA WHIP | IP WLS BF H R ER SO BB IBB HBP BLK WP HR S P ERA WHIP | | |

| | |
|-----|----|
| AB | 35 |
| R | 3 |
| H | 8 |
| RBI | 3 |
| BB | 4 |
| SO | 10 |
| LOB | 19 |



| Batter | 1 | 2 | 3 | 4 | 5 | 6 | 7 | 8 | 9 | AB | R | H | RBI | BB | SO | LOB | TOP | | | | | |
|--|---|---|---|---|---|---|---|---|---|---|---|---|---|---|---|---|---|------------------------------|----------------------------------|----------------------------------|------------------------------------|----------------------------------|
| Marcus Giles, R OBP: 0.750, SLG: 0.667 | 1-1 10 E 1B | 0-2 1B | | | 0-0 SH1-4 1-2 | 4-2 11 2B BB | | 0-1 G5-4-3 1-2 | | 3 | 2 | 2 | 0 | 1 | 0 | 1 | Atlanta Braves @ Los Angeles Dodgers Dodger Stadium, Los Angeles, CA Mon Apr 03 2006, 1:10 PM PDT Att: 56,000 - Cloudy - 64 F | | | | | |
| 11 Edgar Renteria, R OBP: 0.400, SLG: 0.600 | 1-1 L5 | 0-3 K | | | 1-2 10 1B HR | 2-0 1-1 2H 2B | | 2-1 G5-3 | | 5 | 1 | 2 | 2 | 0 | 1 | 2 | | | | | | |
| 10 Chipper Jones, S OBP: 0.600, SLG: 0.333 | 0-0 1B HR | | 4-1 G6-4-3 BB | | 0-0 HR | 4-2 BB | | 0-0 P5 | | 3 | 2 | 1 | 1 | 2 | 0 | 1 | | | | | | |
| Andruw Jones, R OBP: 0.600, SLG: 1.250 | 1-1 HR | | 0-2 F7 | | 0-0 3H HR | 2-3 K | | 4-2 BB | | 4 | 2 | 2 | 4 | 1 | 1 | 3 | | | | | | |
| Adam LaRoche, L OBP: 0.200, SLG: 0.800 | 1-2 HR | | 2-1 G6-4-3 | | 0-2 G6-3 | | 1-3 K | 1-0 F8 | | 5 | 1 | 1 | 3 | 0 | 1 | 2 | | | | | | |
| 7 Jeff Francoeur, R | 2-3 K | | 0-0 G4-3 | | 0-1 G5-3 | | 0-2 F9 | 0-1 L5 | | 5 | 0 | 0 | 0 | 0 | 1 | 1 | | | | | | |
| 16 Brian McCann, L OBP: 0.250, SLG: 0.250 | 1-0 G3-1 | | 1-0 G3-6-3 1B | | 3-2 P2 | 3-2 P3 | | | | 4 | 0 | 1 | 0 | 0 | 0 | 0 | | | | | | |
| Ryan Langerhans, L OBP: 0.250, SLG: 1.000 | | 0-0 G3 | 2-1 G3-6-3 | | 0-1 G4-3 | | 0-0 HR | | | 4 | 1 | 1 | 1 | 0 | 0 | 1 | | | | | | |
| 15 Tim Lincecum, R 40 Lance Cormier, R Brian Jordan, R Mike Remlinger, L Oscar Villarreal, R 44 Eric Gagne, L 48 Brian Boyer, R John Thomson, R Dane Reynolds, R | | 3-2 G5-3 | | 0-0 11 1B 10 1B SH1-4 1B | 4-2 11 2B BB | | 0-0 G5-4-3 1B | | | 2 | 1 | 1 | 0 | 0 | 0 | 0 | | | | | | |
| Inning Stats | R: 4 E: 1 K: 1 S: 14 | H: 3 LOB: 0 BB: 0 P: 20 | R: 0 E: 0 K: 1 S: 11 | H: 1 LOB: 1 BB: 0 P: 14 | R: 0 E: 0 K: 0 S: 7 | H: 0 LOB: 0 BB: 1 P: 13 | R: 0 E: 0 K: 0 S: 4 | H: 1 LOB: 0 BB: 0 P: 7 | R: 4 E: 0 K: 1 S: 14 | H: 4 LOB: 0 BB: 0 P: 15 | R: 2 E: 0 K: 1 S: 19 | H: 1 LOB: 2 BB: 3 P: 38 | R: 0 E: 0 K: 1 S: 11 | H: 0 LOB: 0 BB: 0 P: 15 | R: 1 E: 0 K: 0 S: 6 | H: 2 LOB: 0 BB: 0 P: 8 | | R: 0 E: 0 K: 0 S: 6 | H: 0 LOB: 1 BB: 1 P: 11 | 1B: 8 2B: 1 3B: 0 HR: 3 | SF: 0 SAC: 1 DP: 3 HBP: 0 | WP: 0 PB: 1 SB: 0 CS: 0 |
| PITCHER | IP WLS BF H R ER SO BB IBB HBP BLK WP HR S P ERA WHIP | IP WLS BF H R ER SO BB IBB HBP BLK WP HR S P ERA WHIP | IP WLS BF H R ER SO BB IBB HBP BLK WP HR S P ERA WHIP | IP WLS BF H R ER SO BB IBB HBP BLK WP HR S P ERA WHIP | IP WLS BF H R ER SO BB IBB HBP BLK WP HR S P ERA WHIP | IP WLS BF H R ER SO BB IBB HBP BLK WP HR S P ERA WHIP | IP WLS BF H R ER SO BB IBB HBP BLK WP HR S P ERA WHIP | IP WLS BF H R ER SO BB IBB HBP BLK WP HR S P ERA WHIP | IP WLS BF H R ER SO BB IBB HBP BLK WP HR S P ERA WHIP | IP WLS BF H R ER SO BB IBB HBP BLK WP HR S P ERA WHIP | IP WLS BF H R ER SO BB IBB HBP BLK WP HR S P ERA WHIP | IP WLS BF H R ER SO BB IBB HBP BLK WP HR S P ERA WHIP | IP WLS BF H R ER SO BB IBB HBP BLK WP HR S P ERA WHIP | IP WLS BF H R ER SO BB IBB HBP BLK WP HR S P ERA WHIP | IP WLS BF H R ER SO BB IBB HBP BLK WP HR S P ERA WHIP | IP WLS BF H R ER SO BB IBB HBP BLK WP HR S P ERA WHIP | | | | | | |



| Batter | 1 | 2 | 3 | 4 | 5 | 6 | 7 | 8 | 9 | AB | R | H | RBI | BB | SO | LOB | BOTTOM | | | | | |
|---|---|---|---|---|---|---|---|---|---|---|---|---|---|---|---|---|---|------------------------------|----------------------------------|-----------------------------------|------------------------------------|----------------------------------|
| 15 Rafael Furcal, S OBP: 0.667, SLG: 0.600 | 2-1 E4 G6-3 WP | | 4-2 FC3-6 12 1B BB | | 1-0 1B | 2-2 12 HBP 1B | 2-0 F8 | | 0-0 2B G4-3 1B | 5 | 3 | 3 | 0 | 1 | 0 | 2 | Atlanta Braves @ Los Angeles Dodgers Dodger Stadium, Los Angeles, CA Mon Apr 03 2006, 1:10 PM PDT Att: 56,000 - Cloudy - 64 F | | | | | |
| José Cruz Jr., S OBP: 0.667, SLG: 0.833 | 3-1 F8 | | 1-0 FC3-6 1B | | 0-0 12 WP 12 2B 1B | 1-2 F7 | | 0-0 E 1B 1B | 2-1 G4-3 12 G6-3 2B | 6 | 3 | 4 | 0 | 0 | 0 | 2 | | | | | | |
| J.D. Drew, L OBP: 0.333, SLG: 0.333 | 0-0 G6-3 | | 1-1 FC3-6 12 1B | | 3-2 12 WP 12 2B 1B | 0-0 L8 | | 2-1 E8 1B 1B | 1-0 G4-3 | 6 | 2 | 2 | 2 | 0 | 0 | 5 | | | | | | |
| 12 Jeff Kent, R OBP: 0.667, SLG: 0.750 | 4-2 BB | | 2-0 1B | | 1-2 1B 2B | 3-0 FC5-4 HBP | | 3-2 P6 1B | 0-1 G6-3 | 4 | 1 | 2 | 4 | 1 | 0 | 2 | | | | | | |
| Olmedo Saenz, R OBP: 0.167, SLG: 0.167 | 2-3 K | | 1-2 3H 2-3 K | | 0-3 K | 0-0 FC5-4 | | 3-2 17 1B 2B 1B | 0-0 G5-3 | 6 | 1 | 1 | 2 | 0 | 3 | 7 | | | | | | |
| Bill Mueller, S OBP: 0.600, SLG: 0.500 | | 0-1 G6-3 | | 4-2 G1-3 BB | 2-2 17 1B 1B | | 0-0 F9 | 0-0 17 2B 1B | | 4 | 0 | 2 | 1 | 1 | 0 | 0 | | | | | | |
| Sandy Alomar Jr., R OBP: 0.200, SLG: 0.200 | | 1-1 G4-3 | | 0-0 G1-3 | 1-0 F7 | | 1-2 17 E 1B | 0-3 K | | 5 | 0 | 1 | 0 | 0 | 1 | 4 | | | | | | |
| 17 Jason Repko, R OBP: 0.400, SLG: 0.600 | | 2-1 L7 | | 3-2 G6-3 | 1-1 F7 | | 0-0 E5 | 0-1 K | | 5 | 0 | 2 | 1 | 0 | 0 | 2 | | | | | | |
| Derek Lowe, R Cody Ross, R 56 Hung-Chih Kuo, L 43 Yhency Brazoban, R Ricky Ledee, L Franquielis Osoria, R Dioner Navarro, S Danyys Baez, R | | | 0-0 G6-3 | 0-3 K | 3-2 P3 | | 0-0 F8 | 1-3 K | | 2 | 0 | 0 | 0 | 0 | 1 | 1 | | | | | | |
| Inning Stats | R: 0 E: 1 K: 1 S: 10 | H: 0 LOB: 2 BB: 1 P: 21 | R: 0 E: 0 K: 0 S: 6 | H: 0 LOB: 0 BB: 0 P: 9 | R: 1 E: 0 K: 1 S: 11 | H: 2 LOB: 2 BB: 1 P: 21 | R: 0 E: 0 K: 1 S: 13 | H: 0 LOB: 1 BB: 1 P: 20 | R: 4 E: 0 K: 1 S: 18 | H: 6 LOB: 2 BB: 0 P: 31 | R: 0 E: 1 K: 0 S: 9 | H: 1 LOB: 2 BB: 0 P: 15 | R: 0 E: 1 K: 2 S: 19 | H: 1 LOB: 2 BB: 0 P: 10 | R: 3 E: 1 K: 2 S: 19 | H: 5 LOB: 2 BB: 0 P: 28 | | R: 2 E: 0 K: 0 S: 7 | H: 2 LOB: 0 BB: 0 P: 10 | 1B: 14 2B: 3 3B: 0 HR: 0 | SF: 0 SAC: 0 DP: 0 HBP: 1 | WP: 2 PB: 0 SB: 0 CS: 0 |
| PITCHER | IP WLS BF H R ER SO BB IBB HBP BLK WP HR S P ERA WHIP | IP WLS BF H R ER SO BB IBB HBP BLK WP HR S P ERA WHIP | IP WLS BF H R ER SO BB IBB HBP BLK WP HR S P ERA WHIP | IP WLS BF H R ER SO BB IBB HBP BLK WP HR S P ERA WHIP | IP WLS BF H R ER SO BB IBB HBP BLK WP HR S P ERA WHIP | IP WLS BF H R ER SO BB IBB HBP BLK WP HR S P ERA WHIP | IP WLS BF H R ER SO BB IBB HBP BLK WP HR S P ERA WHIP | IP WLS BF H R ER SO BB IBB HBP BLK WP HR S P ERA WHIP | IP WLS BF H R ER SO BB IBB HBP BLK WP HR S P ERA WHIP | IP WLS BF H R ER SO BB IBB HBP BLK WP HR S P ERA WHIP | IP WLS BF H R ER SO BB IBB HBP BLK WP HR S P ERA WHIP | IP WLS BF H R ER SO BB IBB HBP BLK WP HR S P ERA WHIP | IP WLS BF H R ER SO BB IBB HBP BLK WP HR S P ERA WHIP | IP WLS BF H R ER SO BB IBB HBP BLK WP HR S P ERA WHIP | IP WLS BF H R ER SO BB IBB HBP BLK WP HR S P ERA WHIP | IP WLS BF H R ER SO BB IBB HBP BLK WP HR S P ERA WHIP | | | | | | |



| Batter | 1 | 2 | 3 | 4 | 5 | 6 | 7 | 8 | 9 | AB | R | H | RBI | BB | SO | LOB | TOP | | | |
|---|---|----------------------------------|---------------------------------------|----------------------------------|--------------------------------------|----------------------------------|---------------------------------------|----------------------------------|--------------------------------------|---------------------------------|---------------------------------------|----------------------------------|---------------------------------------|----------------------------------|---------------------------------------|----------------------------------|---|----------------------------------|------------------------------------|----------------------------------|
| Marcus Giles, R (1,4) OBP: 0.444, SLG: 0.500 | | | | | | | | | | 5 | 0 | 1 | 0 | 0 | 3 | 1 | Atlanta Braves @ Los Angeles Dodgers Dodger Stadium, Los Angeles, CA Tue Apr 04 2006, 7:10 PM PDT Att. 36,249 - Rain - 59 F | | | |
| 11 Edgar Renteria, R (1,6) OBP: 0.333, SLG: 0.444 | | | | | | | | | | 4 | 0 | 1 | 0 | 0 | 0 | 2 | | | | |
| 10 Chipper Jones, S (1,5) OBP: 0.300, SLG: 0.333 23 Matt Diaz, R (6,9) OBP: 1.000, SLG: 2.000 | | | | | | | | | | 3 | 0 | 1 | 0 | 0 | 0 | 0 | | | | |
| Andruw Jones, R (1,8) OBP: 0.444, SLG: 0.875 | | | | | | | | | | 4 | 1 | 1 | 1 | 0 | 2 | 2 | | | | |
| Adam LaRoche, L (1,3) | | | | | | | | | | 4 | 1 | 1 | 2 | 0 | 3 | 2 | | | | |
| 7 Jeff Francoeur, R (1,9) 36 Chuck James, L (6,1) Brian Jordan, R (8,PH) 40 Lance Cormier, R (8,1) | | | | | | | | | | 3 | 0 | 0 | 0 | 0 | 0 | 1 | | | | |
| 16 Brian McCann, L (1,2) OBP: 0.250, SLG: 0.625 | | | | | | | | | | 4 | 1 | 1 | 1 | 0 | 0 | 1 | | | | |
| Ryan Langerhans, L (1,7) OBP: 0.250, SLG: 0.625 | | | | | | | | | | 4 | 0 | 1 | 0 | 0 | 2 | 1 | | | | |
| 29 John Smoltz, R (1,1) Wilson Betemit, S (6,5) OBP: 0.500, SLG: 0.500 | | | | | | | | | | 2 | 0 | 0 | 0 | 0 | 1 | 2 | | | | |
| Inning Stats | R: 0 H: 2 E: 0 K: 3 S: 18 | H: 2 LOB: 2 BB: 0 P: 28 | R: 1 H: 3 E: 0 K: 1 S: 19 | H: 3 LOB: 2 BB: 0 P: 30 | R: 0 H: 0 E: 0 K: 2 S: 9 | H: 0 LOB: 0 BB: 0 P: 14 | R: 0 H: 0 E: 1 K: 2 S: 10 | H: 0 LOB: 1 BB: 0 P: 12 | R: 0 H: 0 E: 0 K: 1 S: 6 | H: 0 LOB: 0 BB: 0 P: 9 | R: 0 H: 0 E: 0 K: 1 S: 12 | H: 0 LOB: 0 BB: 0 P: 19 | R: 3 H: 3 E: 0 K: 2 S: 13 | H: 3 LOB: 0 BB: 0 P: 21 | R: 0 H: 1 E: 0 K: 1 S: 11 | H: 1 LOB: 1 BB: 0 P: 17 | | 1B: 4 2B: 3 3B: 0 HR: 2 | SF: 0 SAC: 0 DP: 0 HBP: 0 | WP: 0 PB: 0 SB: 0 CS: 0 |
| PITCHER | IP WLS BF H R ER SO BB IBB HBP BLK WP HR S P ERA WHIP | | | | | | | | | | | | | | | | | | | |
| 31 Brad Penny, R (1,1) ERA: 1.8 | 5.0 W 21 5 1 1 8 0 0 0 0 0 1 62 92 1.80 1.000 | | | | | | | | | | | | | | | | | | | |
| Jae Weong Seo, R (6,1) ERA: 9.0 | 3.0 12 3 3 3 4 0 0 0 0 0 1 31 49 9.00 1.000 | | | | | | | | | | | | | | | | | | | |
| Danys Baez, R (9,1) ERA: | 1.0 S 4 1 0 0 1 0 0 0 0 0 0 0 11 17 0.00 1.000 | | | | | | | | | | | | | | | | | | | |

| Batter | 1 | 2 | 3 | 4 | 5 | 6 | 7 | 8 | 9 | AB | R | H | RBI | BB | SO | LOB | BOTTOM | |
|--|---|----------------------------------|--------------------------------------|----------------------------------|---------------------------------------|----------------------------------|--------------------------------------|----------------------------------|---------------------------------------|----------------------------------|---------------------------------------|----------------------------------|---------------------------------------|----------------------------------|----------------------------------|------------------------------------|---|----------------------------------|
| 15 Rafael Furcal, S (1,6) OBP: 0.364, SLG: 0.300 | | | | | | | | | | 5 | 0 | 0 | 0 | 0 | 0 | 4 | Atlanta Braves @ Los Angeles Dodgers Dodger Stadium, Los Angeles, CA Tue Apr 04 2006, 7:10 PM PDT Att. 36,249 - Rain - 59 F | |
| José Cruz Jr., S (1,7) OBP: 0.600, SLG: 0.778 | | | | | | | | | | 3 | 1 | 1 | 0 | 1 | 1 | 2 | | |
| J.D. Drew, L (1,9) OBP: 0.400, SLG: 0.700 | | | | | | | | | | 4 | 2 | 2 | 2 | 0 | 0 | 1 | | |
| 12 Jeff Kent, R (1,4) OBP: 0.600, SLG: 0.625 | | | | | | | | | | 4 | 1 | 2 | 0 | 0 | 1 | 1 | | |
| 7 James Loney, L (1,3) OBP: 0.500, SLG: 0.333 | | | | | | | | | | 3 | 1 | 1 | 0 | 1 | 1 | 1 | | |
| Bill Mueller, S (1,5) OBP: 0.444, SLG: 0.429 | | | | | | | | | | 3 | 0 | 1 | 2 | 0 | 0 | | | |
| 17 Jason Repko, R (1,8) OBP: 0.667, SLG: 0.875 | | | | | | | | | | 3 | 0 | 3 | 1 | 1 | 0 | 0 | | |
| Dioner Navarro, S (1,2) | | | | | | | | | | 2 | 0 | 0 | 0 | 2 | 1 | 4 | | |
| 31 Brad Penny, R (1,1) Jae Weong Seo, R (6,1) Ricky Ledee, L (8,PH) Danys Baez, R (9,1) | | | | | | | | | | 2 | 0 | 0 | 0 | 0 | 0 | 0 | | |
| Inning Stats | R: 4 H: 4 E: 0 K: 0 S: 16 | H: 4 LOB: 1 BB: 2 P: 28 | R: 0 H: 0 E: 0 K: 1 S: 9 | H: 0 LOB: 0 BB: 0 P: 12 | R: 1 H: 3 E: 0 K: 2 S: 19 | H: 3 LOB: 2 BB: 0 P: 28 | R: 0 H: 1 E: 0 K: 0 S: 9 | H: 1 LOB: 1 BB: 0 P: 13 | R: 0 H: 0 E: 0 K: 1 S: 12 | H: 0 LOB: 2 BB: 2 P: 23 | R: 0 H: 0 E: 0 K: 1 S: 12 | H: 0 LOB: 0 BB: 0 P: 19 | R: 0 H: 1 E: 0 K: 0 S: 11 | H: 1 LOB: 2 BB: 1 P: 25 | 1B: 7 2B: 2 3B: 0 HR: 1 | SF: 1 SAC: 0 DP: 2 HBP: 0 | | WP: 0 PB: 0 SB: 0 CS: 0 |
| PITCHER | IP WLS BF H R ER SO BB IBB HBP BLK WP HR S P ERA WHIP | | | | | | | | | | | | | | | | | |
| 29 John Smoltz, R (1,1) ERA: 9.0 | 5.0 L 24 9 5 5 3 2 0 0 0 0 0 0 24 42 9.00 2.200 | | | | | | | | | | | | | | | | | |
| 36 Chuck James, L (6,1) ERA: | 2.0 8 0 0 0 2 2 0 0 0 0 0 0 24 42 0.00 1.000 | | | | | | | | | | | | | | | | | |
| 40 Lance Cormier, R (8,1) ERA: | 1.0 5 1 0 0 0 1 0 0 0 0 0 0 11 25 0.00 2.000 | | | | | | | | | | | | | | | | | |



| Batter | 1 | 2 | 3 | 4 | 5 | 6 | 7 | 8 | 9 | AB | R | H | RBI | BB | SO | LOB | TOP | | | | | | | | |
|---|------------------------------|----------------------------------|------------------------------|---------------------------------|------------------------------|---------------------------------|------------------------------|---------------------------------|------------------------------|----------------------------------|-------------------------------|----------------------------------|-------------------------------|----------------------------------|-------------------------------|----------------------------------|--|----------------------------------|----------------------------------|------------------------------------|----------------------------------|--------|--|--|--|
| Marcus Giles, R OBP: 0.517, SLG: 0.400 (1, 4) | G4-3 | | | BB | | | | BB | BB | 1 | 0 | 0 | 0 | 4 | 0 | 0 | Atlanta Braves @ San Francisco Giants AT&T Park, San Francisco, CA Sat Apr 08 2006, 1:05 PM PDT Att: 39,051 - Partly Cloudy - 57 F | | | | | | | | |
| 11 Edgar Renteria, R OBP: 0.414, SLG: 0.593 (1, 6) | G6-3 | | | L7 | | | | BB | BB | 5 | 1 | 2 | 3 | 0 | 0 | 3 | | | | | | | | | |
| 10 Chipper Jones, S OBP: 0.409, SLG: 0.333 (1, 5) | K | | | G5-4-3 | | | | BB | K | 5 | 0 | 1 | 3 | 0 | 2 | 5 | | | | | | | | | |
| Andruw Jones, R OBP: 0.393, SLG: 0.458 (1, 8) | | P4 | | | | | | BB | | 3 | 0 | 0 | 0 | 1 | 0 | 2 | | | | | | | | | |
| Adam LaRoche, L OBP: 0.292, SLG: 0.524 Brian Jordan, R OBP: 0.375, SLG: 0.714 (8, PH) (8, 3) | L7 | | | BB | | | | BB | G6-4-3 | 2 | 0 | 0 | 0 | 1 | 0 | 2 | | | | | | | | | |
| 7 Jeff Francoeur, R OBP: 0.111, SLG: 0.080 (1, 9) | G5-3 | | | BB | | | | BB | G6-4-3 | 1 | 0 | 0 | 0 | 0 | 0 | 2 | | | | | | | | | |
| Ryan Langerhans, L 36 Chuck James, L 4 Pete Orr, L Mike Remlinger, L 34 Joey Devine, R Ken Ray, R Wilson Betemit, S OBP: 0.500, SLG: 0.750 (1, 7) (8, 1) (7, PH) (7, 1) (8, 1) (8, 1) (8, PH) | | | | BB | | | | BB | BB | 2 | 0 | 1 | 0 | 0 | 0 | 2 | | | | | | | | | |
| Todd Pratt, R OBP: 0.429, SLG: 0.333 (1, 2) | G4-6-3 | | | BB | | | | BB | BB | 3 | 2 | 1 | 0 | 1 | 1 | 1 | | | | | | | | | |
| 15 Tim Hudson, R OBP: 0.333, SLG: 0.333 23 Matt Diaz, R OBP: 0.308, SLG: 0.417 (1, 1) (5, 7) | G4-3 | | | BB | | | | BB | K | 1 | 0 | 0 | 0 | 0 | 0 | 0 | | | | | | | | | |
| | | | | BB | | | | BB | K | 3 | 2 | 2 | 0 | 0 | 1 | 2 | | | | | | | | | |
| Inning Stats | R: 0 E: 0 K: 1 S: 9 | H: 0 LOB: 0 BB: 0 P: 11 | R: 0 E: 0 K: 0 S: 4 | H: 0 LOB: 0 BB: 7 P: 7 | R: 0 E: 0 K: 0 S: 6 | H: 1 LOB: 0 BB: 0 P: 9 | R: 0 E: 0 K: 0 S: 4 | H: 0 LOB: 0 BB: 1 P: 8 | R: 0 E: 0 K: 0 S: 6 | H: 1 LOB: 1 BB: 1 P: 14 | R: 2 E: 0 K: 0 S: 11 | H: 2 LOB: 2 BB: 2 P: 23 | R: 0 E: 0 K: 3 S: 10 | H: 0 LOB: 0 BB: 0 P: 17 | R: 2 E: 0 K: 0 S: 14 | H: 2 LOB: 1 BB: 2 P: 25 | R: 2 E: 0 K: 2 S: 22 | H: 2 LOB: 2 BB: 2 P: 38 | 1B: 7 2B: 1 3B: 0 HR: 0 | SF: 0 SAC: 0 DP: 4 HBP: 0 | WP: 1 PB: 0 SB: 0 CS: 0 | PA: 39 | | | |
| PITCHER | IP | WLS | BF | H | R | ER | SO | BB | IBB | HBP | BLK | WP | HR | S | P | ERA | WHIP | | | | | | | | |
| Jamey Wright, R ERA: 5.14 54 Scott Munter, R ERA: Steve Kline, L ERA: Jeremy Accardo, R ERA: 7.71 Jack Taschner, L ERA: 67.5 | 7.0 | W | 28 | 5 | 4 | 4 | 4 | 5 | 0 | 0 | 0 | 0 | 0 | 57 | 101 | 5.14 | 1.429 | | | | | | | | |
| | 0.1 | | 3 | 1 | 0 | 0 | 0 | 1 | 0 | 0 | 0 | 0 | 0 | 5 | 10 | 0.00 | 6.000 | | | | | | | | |
| | 0.2 | H | 1 | 0 | 0 | 0 | 0 | 0 | 0 | 0 | 0 | 0 | 0 | 2 | 3 | 0.00 | 0.000 | | | | | | | | |
| | 0.2 | | 6 | 2 | 2 | 2 | 1 | 2 | 0 | 0 | 0 | 0 | 0 | 18 | 32 | 27.00 | 6.000 | | | | | | | | |
| | 0.1 | | 1 | 0 | 0 | 0 | 1 | 0 | 0 | 0 | 0 | 1 | 0 | 4 | 6 | 0.00 | 0.000 | | | | | | | | |

| Batter | 1 | 2 | 3 | 4 | 5 | 6 | 7 | 8 | 9 | AB | R | H | RBI | BB | SO | LOB | BOTTOM | | | | | | | | |
|--|-------------------------------|----------------------------------|-------------------------------|----------------------------------|------------------------------|----------------------------------|------------------------------|----------------------------------|------------------------------|----------------------------------|------------------------------|----------------------------------|------------------------------|---------------------------------|-------------------------------|----------------------------------|--|------------------------------------|----------------------------------|--------|--|--|--|--|--|
| 13 Omar Vizquel, S OBP: 0.636, SLG: 0.647 (1, 6) | HR | 3B | 1B | | | | | 1B | | 4 | 3 | 4 | 5 | 1 | 0 | 0 | Atlanta Braves @ San Francisco Giants AT&T Park, San Francisco, CA Sat Apr 08 2006, 1:05 PM PDT Att: 39,051 - Partly Cloudy - 57 F | | | | | | | | |
| Steve Finley, L OBP: 0.384, SLG: 0.700 (1, 8) | F9 | G4-3 | P4 | | | | | 1B | 1B | 5 | 2 | 2 | 1 | 0 | 1 | 2 | | | | | | | | | |
| Moises Alou, R OBP: 0.444, SLG: 0.824 Jeremy Accardo, R Jack Taschner, L (1, 9) (9, 1) (9, 1) | HR | G4-3 | BB | | | | | 1B | 1B | 4 | 2 | 2 | 2 | 1 | 0 | 0 | | | | | | | | | |
| Barry Bonds, L OBP: 0.500, SLG: 0.300 Jason Ellison, R (1, 7) (8, PR) (9, 9) | L8 | G4-3 | BB | | | | | 1B | 1B | 3 | 0 | 1 | 0 | 2 | 0 | 0 | | | | | | | | | |
| 9 Mark Sweeney, L OBP: 0.100, SLG: 0.200 Steve Kline, S (1, 3) (8, 1) | G6-3 | G4-3 | | | | | | BB | BB | 4 | 0 | 0 | 1 | 0 | 0 | 3 | | | | | | | | | |
| 2 Randy Winn, S OBP: 0.222, SLG: 0.125 (8, PH) (9, 7) | G6-3 | G4-3 | | | | | | BB | BB | 0 | 0 | 0 | 0 | 0 | 0 | 0 | | | | | | | | | |
| Pedro Feliz, R OBP: 0.238, SLG: 0.263 (1, 5) | E5 | G6-3 | | | | | | BB | BB | 4 | 1 | 0 | 1 | 1 | 1 | 2 | | | | | | | | | |
| Todd Greene, R OBP: 0.400, SLG: 0.600 (1, 2) | 13 2B | G1-3 | G3 | | | | | K | FC6-4 | 5 | 2 | 2 | 0 | 0 | 1 | 3 | | | | | | | | | |
| Jose Vizcaino, S OBP: 0.600, SLG: 0.333 (1, 4) | 13 2B | G3 | | | | | | 13 1B | BB | 2 | 2 | 1 | 0 | 2 | 0 | 1 | | | | | | | | | |
| Jamey Wright, R 54 Scott Munter, R Lance Niekro, R OBP: 0.375, SLG: 0.231 (1, 1) (8, 1) (8, 3) | F8 | G1-3 | | | | | | P2 | | 3 | 0 | 0 | 0 | 0 | 0 | 5 | | | | | | | | | |
| | F9 | | | | | | | | | 1 | 0 | 0 | 0 | 0 | 0 | 1 | | | | | | | | | |
| Inning Stats | R: 2 E: 0 K: 0 S: 12 | H: 1 LOB: 1 BB: 1 P: 24 | R: 5 E: 1 K: 0 S: 20 | H: 4 LOB: 2 BB: 2 P: 31 | R: 1 E: 0 K: 0 S: 9 | H: 2 LOB: 1 BB: 0 P: 14 | R: 0 E: 0 K: 0 S: 7 | H: 1 LOB: 0 BB: 0 P: 13 | R: 0 E: 0 K: 1 S: 7 | H: 0 LOB: 1 BB: 1 P: 13 | R: 0 E: 0 K: 1 S: 6 | H: 1 LOB: 0 BB: 0 P: 11 | R: 0 E: 0 K: 0 S: 6 | H: 0 LOB: 0 BB: 0 P: 9 | R: 4 E: 0 K: 1 S: 20 | H: 3 LOB: 3 BB: 4 P: 44 | 1B: 8 2B: 2 3B: 1 HR: 1 | SF: 0 SAC: 0 DP: 1 HBP: 0 | WP: 2 PB: 0 SB: 1 CS: 0 | PA: 43 | | | | | |
| PITCHER | IP | WLS | BF | H | R | ER | SO | BB | IBB | HBP | BLK | WP | HR | S | P | ERA | WHIP | | | | | | | | |
| 15 Tim Hudson, R ERA: 12.38 36 Chuck James, L ERA: Mike Remlinger, L ERA: 34 Joey Devine, R ERA: 63.0 Ken Ray, R ERA: | 4.0 | L | 23 | 8 | 8 | 6 | 0 | 3 | 0 | 0 | 0 | 0 | 0 | 13 | 24 | 0.00 | 1.000 | | | | | | | | |
| | 1.0 | | 3 | 0 | 0 | 0 | 0 | 0 | 0 | 0 | 0 | 0 | 0 | 6 | 9 | 0.00 | 0.000 | | | | | | | | |
| | 0.2 | | 9 | 3 | 4 | 4 | 1 | 4 | 0 | 0 | 0 | 2 | 0 | 19 | 42 | 54.00 | 10.500 | | | | | | | | |
| | 0.1 | | 1 | 0 | 0 | 0 | 0 | 0 | 0 | 0 | 0 | 0 | 0 | 1 | 2 | 0.00 | 0.000 | | | | | | | | |

| | |
|-----|----|
| AB | 31 |
| R | 6 |
| H | 8 |
| RBI | 6 |
| BB | 8 |
| SO | 6 |
| LOB | 19 |



| Batter | 1 | 2 | 3 | 4 | 5 | 6 | 7 | 8 | 9 | AB | R | H | RBI | BB | SO | LOB | TOP | | | | | |
|---|------------------------------|----------------------------------|-------------------------------|----------------------------------|------------------------------|----------------------------------|-------------------------------|----------------------------------|------------------------------|----------------------------------|-------------------------------|----------------------------------|-------------------------------|----------------------------------|-------------------------------|----------------------------------|---|----------------------------------|-------------------------|------------------------------------|-------------------------|--------|
| Marcus Giles, R (1,4) 4 Pete Orr, L (7,4) OBP: 0.515, SLG: 0.364 OBP: 0.333, SLG: 0.333 | F8 | | | | | | | | B5-3 | 2 | 1 | 0 | 0 | 2 | 0 | 1 | Atlanta Braves @ San Francisco Giants AT&T Park, San Francisco, CA Sun Apr 09 2006, 1:05 PM PDT Att. 37,321 - Rain - 53 F | | | | | |
| 11 Edgar Renteria, R (1,6) OBP: 0.441, SLG: 0.613 | F8 | | | | | | | | | 4 | 1 | 2 | 1 | 1 | 0 | 1 | | | | | | |
| 10 Chipper Jones, S (1,5) Wilson Betemit, S (7,5) OBP: 0.385, SLG: 0.286 OBP: 0.455, SLG: 0.667 | K | | | | | | | | | 3 | 1 | 0 | 0 | 1 | 2 | 2 | | | | | | |
| Andruw Jones, R (1,8) OBP: 0.394, SLG: 0.552 | | | | | | | | | | 5 | 2 | 2 | 3 | 0 | 2 | 2 | | | | | | |
| Adam LaRoche, L (1,3) OBP: 0.357, SLG: 0.625 | | | | | | | | | | 3 | 0 | 2 | 1 | 1 | 1 | 0 | | | | | | |
| 7 Jeff Francoeur, R (1,9) OBP: 0.097, SLG: 0.069 | | | | | | | | | | 4 | 0 | 0 | 0 | 0 | 1 | 3 | | | | | | |
| 16 Brian McCann, L (1,2) OBP: 0.318, SLG: 0.650 | | | | | | | | | | 4 | 0 | 0 | 0 | 0 | 1 | 3 | | | | | | |
| Ryan Langerhans, L (1,7) OBP: 0.500, SLG: 0.833 | | | | | | | | | | 2 | 0 | 1 | 0 | 2 | 1 | 1 | | | | | | |
| 29 John Smoltz, R (1,1) 23 Matt Diaz, R (8,PH) Ken Ray, R (8,1) Chris Reitsma, R (8,1) OBP: 0.286, SLG: 0.385 | | | | | | | | | | 2 | 0 | 0 | 0 | 0 | 2 | 2 | | | | | | |
| | | | | | | | | | | 1 | 0 | 0 | 0 | 0 | 0 | 2 | | | | | | |
| | | | | | | | | | | 0 | 0 | 0 | 0 | 0 | 0 | 0 | | | | | | |
| | | | | | | | | | | 0 | 0 | 0 | 0 | 0 | 0 | 0 | | | | | | |
| Inning Stats | R: 0 E: 0 K: 1 S: 6 | H: 0 LOB: 0 BB: 0 P: 11 | R: 1 E: 0 K: 1 S: 11 | H: 2 LOB: 2 BB: 1 P: 19 | R: 0 E: 0 K: 1 S: 8 | H: 0 LOB: 0 BB: 1 P: 15 | R: 0 E: 0 K: 3 S: 10 | H: 0 LOB: 0 BB: 0 P: 15 | R: 0 E: 0 K: 0 S: 8 | H: 1 LOB: 1 BB: 0 P: 12 | R: 3 E: 0 K: 2 S: 16 | H: 2 LOB: 1 BB: 2 P: 30 | R: 1 E: 0 K: 2 S: 10 | H: 1 LOB: 1 BB: 1 P: 19 | R: 0 E: 0 K: 0 S: 10 | H: 1 LOB: 2 BB: 1 P: 17 | R: 0 E: 0 K: 0 S: 9 | H: 0 LOB: 1 BB: 1 P: 15 | 1B: 3 2B: 3 HR: 1 | SF: 0 SAC: 1 DP: 0 HBP: 0 | WP: 1 PB: 0 CS: 0 | PA: 40 |
| PITCHER | IP | WLS | BF | H | R | ER | SO | BB | IBB | HBP | BLK | WP | HR | S | P | ERA | WHIP | | | | | |
| Jason Schmidt, R (1,1) ERA: 5.79 | 7.0 | | 31 | 6 | 5 | 5 | 10 | 4 | 1 | 0 | 0 | 1 | 1 | 69 | 121 | 6.43 | 1.429 | | | | | |
| Steve Kline, L (8,1) ERA | 0.2 | | 4 | 1 | 0 | 0 | 0 | 1 | 0 | 0 | 0 | 0 | 0 | 7 | 14 | 0.00 | 3.000 | | | | | |
| Tyler Walker, R (8,1) ERA: 18.0 | 0.1 | | 1 | 0 | 0 | 0 | 0 | 0 | 0 | 0 | 0 | 0 | 0 | 3 | 3 | 0.00 | 0.000 | | | | | |
| Tim Worrell, R (9,1) ERA: 3.0 | 1.0 | W | 4 | 0 | 0 | 0 | 0 | 1 | 0 | 0 | 0 | 0 | 0 | 9 | 15 | 0.00 | 1.000 | | | | | |

| Batter | 1 | 2 | 3 | 4 | 5 | 6 | 7 | 8 | 9 | AB | R | H | RBI | BB | SO | LOB | BOTTOM | | | | |
|---|------------------------------|----------------------------------|-------------------------------|----------------------------------|-------------------------------|----------------------------------|------------------------------|---------------------------------|------------------------------|----------------------------------|-------------------------------|----------------------------------|------------------------------|----------------------------------|------------------------------|----------------------------------|---|------------------------------------|-------------------------|--------|--|
| 2 Randy Winn, S (1,8) OBP: 0.304, SLG: 0.286 | G3-1 | | | | | | | | | 5 | 0 | 3 | 2 | 0 | 0 | 2 | Atlanta Braves @ San Francisco Giants AT&T Park, San Francisco, CA Sun Apr 09 2006, 1:05 PM PDT Att. 37,321 - Rain - 53 F | | | | |
| 13 Omar Vizquel, S (1,6) OBP: 0.538, SLG: 0.524 | L8 | | | | | | | | | 4 | 0 | 0 | 0 | 0 | 1 | 2 | | | | | |
| Ray Durham, S (1,4) OBP: 0.150, SLG: 0.105 | G4-3 | | | | | | | | | 4 | 0 | 0 | 0 | 0 | 1 | 0 | | | | | |
| Barry Bonds, L (1,7) Jason Ellison, R (8,PR) OBP: 0.500, SLG: 0.250 | | | | | | | | | | 2 | 1 | 0 | 0 | 2 | 1 | 0 | | | | | |
| | | | | | | | | | | 0 | 0 | 0 | 0 | 0 | 0 | 0 | | | | | |
| Moises Alou, R (1,9) OBP: 0.409, SLG: 0.700 | | | | | | | | | | 3 | 1 | 0 | 0 | 1 | 0 | 1 | | | | | |
| Lance Niekro, R (1,3) OBP: 0.400, SLG: 0.471 | | | | | | | | | | 4 | 2 | 2 | 2 | 0 | 1 | 0 | | | | | |
| Pedro Feliz, R (1,5) OBP: 0.240, SLG: 0.273 | | | | | | | | | | 3 | 1 | 1 | 1 | 0 | 0 | 0 | | | | | |
| Mike Matheny, R (1,2) OBP: 0.167, SLG: 0.118 | | | | | | | | | | 3 | 0 | 1 | 0 | 0 | 1 | 0 | | | | | |
| | | | | | | | | | | 2 | 1 | 1 | 0 | 0 | 1 | 0 | | | | | |
| | | | | | | | | | | 1 | 0 | 1 | 0 | 0 | 0 | 0 | | | | | |
| | | | | | | | | | | 0 | 0 | 0 | 0 | 0 | 0 | 0 | | | | | |
| | | | | | | | | | | 0 | 0 | 0 | 0 | 0 | 0 | 0 | | | | | |
| | | | | | | | | | | 0 | 0 | 0 | 0 | 0 | 0 | 0 | | | | | |
| | | | | | | | | | | 0 | 0 | 0 | 0 | 0 | 0 | 0 | | | | | |
| | | | | | | | | | | 0 | 0 | 0 | 0 | 0 | 0 | 0 | | | | | |
| Inning Stats | R: 0 E: 0 K: 0 S: 8 | H: 0 LOB: 0 BB: 0 P: 11 | R: 4 E: 0 K: 0 S: 20 | H: 3 LOB: 1 BB: 2 P: 34 | R: 0 E: 0 K: 1 S: 14 | H: 0 LOB: 0 BB: 0 P: 18 | R: 0 E: 0 K: 1 S: 5 | H: 0 LOB: 0 BB: 0 P: 6 | R: 0 E: 0 K: 1 S: 7 | H: 0 LOB: 0 BB: 0 P: 10 | R: 0 E: 0 K: 1 S: 10 | H: 2 LOB: 2 BB: 0 P: 13 | R: 0 E: 0 K: 2 S: 9 | H: 0 LOB: 1 BB: 1 P: 19 | R: 2 E: 0 K: 0 S: 9 | H: 3 LOB: 2 BB: 1 P: 17 | 1B: 6 2B: 2 HR: 1 | SF: 1 SAC: 1 DP: 1 HBP: 0 | WP: 1 PB: 0 CS: 0 | PA: 37 | |
| PITCHER | IP | WLS | BF | H | R | ER | SO | BB | IBB | HBP | BLK | WP | HR | S | P | ERA | WHIP | | | | |
| 29 John Smoltz, R (1,1) ERA: 6.75 | 7.0 | | 28 | 6 | 4 | 4 | 4 | 2 | 0 | 0 | 0 | 1 | 0 | 68 | 98 | 5.14 | 1.143 | | | | |
| Ken Ray, R (8,1) ERA | 0.2 | H | 3 | 0 | 0 | 0 | 2 | 1 | 0 | 0 | 0 | 0 | 0 | 8 | 16 | 0.00 | 1.500 | | | | |
| Chris Reitsma, R (8,1) ERA: 9.82 | 0.2 | L | 6 | 3 | 2 | 2 | 0 | 0 | 1 | 0 | 0 | 0 | 1 | 10 | 20 | 27.00 | 4.500 | | | | |



| Batter | 1 | 2 | 3 | 4 | 5 | 6 | 7 | 8 | 9 | AB | R | H | RBI | BB | SO | LOB | TOP | | | | | |
|--|---|---|---|---|---|---|---|---|---|---|--|---|--|--|-------------------------------|----------------------------------|---|---------------------------------|-----------------------------------|------------------------------------|----------------------------------|--------|
| 11 Jimmy Rollins, S OBP: 0.419, SLG: 0.536 | 0-1 CS 1B | | 1-1 G4-3 2B | | 4-1 1B E BB | | 0-2 1B SF7 1B | | 0-1 G1-3 | 4 | 2 | 3 | 0 | 1 | 0 | 0 | Philadelphia Phillies @ Atlanta Braves Turner Field, Atlanta, GA Mon Apr 10 2006, 7:05 PM EDT Att. 47,332 - Clear - 68 F | | | | | |
| Aaron Rowand, R OBP: 0.360, SLG: 0.348 | 1-1 SAFE SAFE 1B | | 0-0 B1 | | 0-0 E9 1B 1-H | | 0-2 SAFE SAFE G5-4-3 1B | | 2-1 L6 | 5 | 0 | 3 | 0 | 0 | 0 | 1 | | | | | | |
| Bobby Abreu, L OBP: 0.387, SLG: 0.538 | 3-3 K | | 2-2 G4-3 | | 0-0 L6 | | 2-0 SF7 | | 1-1 G3-1 | 4 | 0 | 0 | 1 | 0 | 1 | 3 | | | | | | |
| Pat Burrell, R OBP: 0.346, SLG: 0.565 | 2-2 G6-3 | | 3-3 K | | 0-0 F8 | | 3-1 SAFE SAFE G5-4-3 | | | 4 | 0 | 0 | 0 | 0 | 1 | 3 | | | | | | |
| 26 Chase Utley, L OBP: 0.276, SLG: 0.333 | | 2-2 G4-3 | | 1-0 F7 | | 2-2 6 1B HBP | | 1-1 G3 | | 3 | 1 | 0 | 0 | 0 | 0 | 0 | | | | | | |
| 6 Ryan Howard, L OBP: 0.370, SLG: 0.417 | | 1-2 1B | | 2-2 G3-1 | | 2-1 G1-3 1B | | 1-2 F7 | | 4 | 0 | 2 | 0 | 0 | 0 | 0 | | | | | | |
| David Bell, R OBP: 0.283, SLG: 0.353 | | 1-0 1B | | 0-0 F7 | | 2-0 G1-3 1B | | 4-2 8 1B BB | | 3 | 0 | 2 | 1 | 1 | 0 | 0 | | | | | | |
| Mike Lieberthal, R OBP: 0.333, SLG: 0.412 | | 1-3 K | | 1-0 F8 | | 0-1 G1-3 | | 1-2 1B | | 3 | 0 | 0 | 0 | 0 | 1 | 4 | | | | | | |
| 8 Shane Victorino, S OBP: 0.375, SLG: 0.429 | | | | | 1-1 G3-1 | | 2-3 K | | 1-2 1B | 1 | 0 | 1 | 0 | 0 | 0 | 0 | | | | | | |
| Sal Fasano, R OBP: 0.286, SLG: 0.667 | | | | | | | | 1-2 1B | | 0 | 0 | 0 | 0 | 0 | 0 | 0 | | | | | | |
| 39 Brett Myers, R Abraham Nunez, S Rheal Cormier, L Ryan Franklin, R David Dellucci, L Arthur Rhodes, L | 1-1 S 5 6 7 8 9 | 0-3 K | | 1-1 G3-1 | | 2-3 K | | 3-3 K | | 2 | 0 | 0 | 0 | 0 | 1 | 2 | | | | | | |
| Inning Stats | R: 0 E: 0 K: 1 S: 10 | H: 2 LOB: 1 BB: 0 P: 16 | R: 0 E: 0 K: 2 S: 15 | H: 2 LOB: 2 BB: 0 P: 20 | R: 0 E: 0 K: 1 S: 9 | H: 1 LOB: 1 BB: 0 P: 15 | R: 0 E: 0 K: 0 S: 6 | H: 0 LOB: 0 BB: 0 P: 9 | R: 1 E: 1 K: 0 S: 6 | H: 1 LOB: 1 BB: 1 P: 12 | R: 1 E: 0 K: 1 S: 12 | H: 2 LOB: 2 BB: 0 P: 20 | R: 1 E: 0 K: 0 S: 10 | H: 2 LOB: 0 BB: 0 P: 15 | R: 0 E: 0 K: 1 S: 13 | H: 1 LOB: 2 BB: 1 P: 23 | R: 0 E: 0 K: 0 S: 6 | H: 0 LOB: 0 BB: 0 P: 9 | 1B: 10 2B: 1 3B: 0 HR: 0 | SF: 1 SAC: 0 DP: 1 HBP: 1 | WP: 0 PB: 0 SB: 1 CS: 1 | PA: 39 |
| PITCHER | IP WLS BF H R ER SO BB IBB HBP BLK WP HR S P ERA WHIP | IP WLS BF H R ER SO BB IBB HBP BLK WP HR S P ERA WHIP | IP WLS BF H R ER SO BB IBB HBP BLK WP HR S P ERA WHIP | IP WLS BF H R ER SO BB IBB HBP BLK WP HR S P ERA WHIP | IP WLS BF H R ER SO BB IBB HBP BLK WP HR S P ERA WHIP | IP WLS BF H R ER SO BB IBB HBP BLK WP HR S P ERA WHIP | IP WLS BF H R ER SO BB IBB HBP BLK WP HR S P ERA WHIP | IP WLS BF H R ER SO BB IBB HBP BLK WP HR S P ERA WHIP | IP WLS BF H R ER SO BB IBB HBP BLK WP HR S P ERA WHIP | 5.0 2.08 21 6 1 1 1 4 1 0 0 0 0 0 46 72 0.00 1.400 | 1.0 S 3 0 0 0 0 0 0 0 0 0 0 6 10 27.00 3.000 | 1.0 S 3 0 0 0 0 0 0 0 0 0 0 6 10 9.00 2.000 | 1.0 S 3 0 0 0 0 0 0 0 0 0 0 13 23 0.00 2.000 | 9.1 S 3 0 0 0 0 0 0 0 0 0 0 6 9 0.00 0.000 | 7.71 | | | | | | | |

| Batter | 1 | 2 | 3 | 4 | 5 | 6 | 7 | 8 | 9 | AB | R | H | RBI | BB | SO | LOB | BOTTOM | | | | | |
|--|---|---|---|---|---|---|---|---|---|---|--|--|-------------------------------|----------------------------------|-------------------------------|----------------------------------|---|------------------------------|---------------------------------|----------------------------------|------------------------------------|----------------------------------|
| Marcus Giles, R OBP: 0.474, SLG: 0.444 | 1-3 K | | 1-2 F9 | | 2-1 G5-3 | | 2-2 HR | | 2-1 G5-3 | 5 | 1 | 1 | 1 | 0 | 1 | 4 | Philadelphia Phillies @ Atlanta Braves Turner Field, Atlanta, GA Mon Apr 10 2006, 7:05 PM EDT Att. 47,332 - Clear - 68 F | | | | | |
| 11 Edgar Renteria, R OBP: 0.421, SLG: 0.571 | 1-2 G6-3 | | 0-0 1B | | 1-1 G4-3 | | 1-2 G5-3 | | | 4 | 0 | 1 | 0 | 0 | 0 | 0 | | | | | | |
| Ryan Langerhans, L OBP: 0.542, SLG: 0.857 | 4-1 FC5-4 BB | | 1-2 FC5-4 1B | | 2-3 K | | 2-2 2B | | | 3 | 0 | 2 | 0 | 1 | 1 | 0 | | | | | | |
| Andrew Jones, R OBP: 0.378, SLG: 0.606 | 2-1 FC5-4 | | 0-0 FC5-4 | | 0-0 HR | | 0-0 G5-3 | | | 4 | 1 | 1 | 1 | 0 | 0 | 5 | | | | | | |
| Adam LaRoche, L OBP: 0.344, SLG: 0.607 | | 1-1 F7 | | 3-3 K | | 2-2 K | | 3-2 16 F8 1B 2B | | 4 | 1 | 1 | 0 | 0 | 2 | 0 | | | | | | |
| 7 Jeff Francoeur, R OBP: 0.086, SLG: 0.061 | | 1-2 F9 | | 0-1 G5-3 | | 3-3 K | | 1-2 F7 | | 4 | 0 | 0 | 0 | 0 | 1 | 1 | | | | | | |
| 16 Brian McCann, L OBP: 0.308, SLG: 0.583 | | 3-3 K | | 3-2 1B 2B 1B | | 3-1 F7 | | 2-2 F8 | | 4 | 1 | 1 | 0 | 0 | 1 | 1 | | | | | | |
| Wilson Betemit, S OBP: 0.467, SLG: 0.615 | | | 2-3 K | | 2-2 2B 1B | | 3-2 K | | 2-2 BB 1B | 4 | 1 | 2 | 1 | 0 | 2 | 0 | | | | | | |
| John Thomson, R Mike Remlinger, L 40 Lance Cormier, R Oscar Villarreal, L 4 Pete Orr, L Ken Ray, R Brian Jordan, R Chris Reitsma, R | 1-1 S 5 6 7 8 9 | 0-2 1B 11 1B 1B | | 0-2 1B 2B | | 0-1 3H 2B | | 1-1 G4-3 | | 2 | 0 | 2 | 2 | 0 | 0 | 0 | | | | | | |
| Inning Stats | R: 0 E: 0 K: 1 S: 10 | H: 0 LOB: 0 BB: 1 P: 18 | R: 0 E: 0 K: 1 S: 10 | H: 0 LOB: 0 BB: 0 P: 15 | R: 0 E: 0 K: 1 S: 15 | H: 3 LOB: 3 BB: 0 P: 19 | R: 2 E: 0 K: 1 S: 19 | H: 3 LOB: 1 BB: 0 P: 29 | R: 1 E: 0 K: 2 S: 10 | H: 1 LOB: 0 BB: 0 P: 14 | R: 0 E: 0 K: 2 S: 10 | H: 0 LOB: 0 BB: 0 P: 19 | R: 1 E: 0 K: 0 S: 12 | H: 2 LOB: 1 BB: 0 P: 18 | R: 1 E: 0 K: 0 S: 18 | H: 2 LOB: 2 BB: 1 P: 32 | | R: 0 E: 0 K: 0 S: 6 | H: 0 LOB: 0 BB: 0 P: 9 | 1B: 6 2B: 3 3B: 0 HR: 2 | SF: 0 SAC: 0 DP: 0 HBP: 0 | WP: 0 PB: 0 SB: 0 CS: 0 |
| PITCHER | IP WLS BF H R ER SO BB IBB HBP BLK WP HR S P ERA WHIP | IP WLS BF H R ER SO BB IBB HBP BLK WP HR S P ERA WHIP | IP WLS BF H R ER SO BB IBB HBP BLK WP HR S P ERA WHIP | IP WLS BF H R ER SO BB IBB HBP BLK WP HR S P ERA WHIP | IP WLS BF H R ER SO BB IBB HBP BLK WP HR S P ERA WHIP | IP WLS BF H R ER SO BB IBB HBP BLK WP HR S P ERA WHIP | IP WLS BF H R ER SO BB IBB HBP BLK WP HR S P ERA WHIP | IP WLS BF H R ER SO BB IBB HBP BLK WP HR S P ERA WHIP | IP WLS BF H R ER SO BB IBB HBP BLK WP HR S P ERA WHIP | 5.4 5.4 23 7 3 3 6 0 0 0 0 0 0 10 19 0.00 0.000 | 1.0 L 5 2 1 1 0 0 0 0 0 0 1 12 9.00 2.000 | 1.0 L 5 2 1 1 0 0 0 0 0 0 0 18 32 9.00 3.000 | 3.0 | 5.40 1.600 | | | | | | | | |

| | |
|-----|----|
| AB | 35 |
| R | 3 |
| H | 11 |
| RBI | 2 |
| BB | 2 |
| SO | 6 |
| LOB | 17 |



| | |
|-----|----|
| AB | 35 |
| R | 5 |
| H | 11 |
| RBI | 5 |
| BB | 2 |
| SO | 8 |
| LOB | 11 |



| Batter | 1 | 2 | 3 | 4 | 5 | 6 | 7 | 8 | 9 | AB | R | H | RBI | BB | SO | LOB | TOP | | | | | |
|--|---|----------------------------------|-------------------------------|----------------------------------|-------------------------------|----------------------------------|-------------------------------|----------------------------------|------------------------------|----------------------------------|------------------------------|---------------------------------|-------------------------------|----------------------------------|------------------------------|----------------------------------|--|----------------------------------|----------------------------------|------------------------------------|----------------------------------|--------|
| 11 Jimmy Rollins, S OBP: 0.417, SLG: 0.515 | 1-3 K | 2-0 E | | 3-2 F7 | | | 1-1 WP HR | | 2-1 G1-3 | 5 | 1 | 2 | 0 | 0 | 1 | 0 | Philadelphia Phillies @ Atlanta Braves Turner Field, Atlanta, GA Wed Apr 12 2006, 7:35 PM EDT Att: 37,107 - Clear - 73 F | | | | | |
| Aaron Rowand, R OBP: 0.333, SLG: 0.429 | 3-2 F7 | 0-1 FC6 | | 0-1 G3 | | | 1-2 HR | | 2-3 K | 5 | 1 | 1 | 2 | 0 | 1 | 1 | | | | | | |
| Bobby Abreu, L OBP: 0.361, SLG: 0.467 | 2-2 K | 4-1 | | | 0-2 F7 | | 1-1 G3-1 | | 3-1 G3-1 | 4 | 0 | 0 | 0 | 1 | 1 | 0 | | | | | | |
| Pat Burrell, R OBP: 0.333, SLG: 0.630 | | F8 | | | 3-2 P4 | | 1-2 HR | | | 4 | 1 | 1 | 1 | 0 | 0 | 3 | | | | | | |
| 8 Shane Victorino, S OBP: 0.375, SLG: 0.429 | | P2 | | | 2-2 G6-3 | | 0-0 HR | | | 0 | 0 | 0 | 0 | 0 | 0 | 0 | | | | | | |
| 26 Chase Utley, L OBP: 0.273, SLG: 0.300 | | 4-2 6B 2B | 2-2 L8 | | | | | | | 3 | 1 | 0 | 0 | 1 | 0 | 0 | | | | | | |
| 6 Ryan Howard, L OBP: 0.387, SLG: 0.429 | 1 SAFE | 0-0 2B | 2-2 | | | 3-1 P5 | | 1-1 F8 | | 4 | 1 | 2 | 0 | 0 | 0 | 0 | | | | | | |
| David Bell, R OBP: 0.261, SLG: 0.381 | 2-0 P3 | 2-2 1B | 0-0 F9 | | | 2-0 G5-3 | | 3-1 | | 4 | 0 | 1 | 0 | 0 | 0 | 3 | | | | | | |
| Mike Lieberthal, R OBP: 0.316, SLG: 0.429 | 0-1 | 11 1B FC6 | 3-1 L8 | | | 0-0 L5 | | 0-1 P3 | | 4 | 1 | 1 | 2 | 0 | 0 | 2 | | | | | | |
| Cory Lidle, R Alex Gonzalez, R Ryan Franklin, R David Dellucci, L Geoff Geary, R Rheal Cormier, L Arthur Rhodes, L 45 Tom Gordon, R | 4-1 FC6 | 11 1B E | | | 0-0 P2 | | 3-1 G1-3 | 3-3 K | | 1 | 1 | 0 | 0 | 0 | 1 | 0 | | | | | | |
| Inning Stats | R: 0 E: 0 K: 2 S: 10 | H: 0 LOB: 0 BB: 0 P: 16 | R: 4 E: 1 K: 0 S: 16 | H: 3 LOB: 3 BB: 3 P: 33 | R: 0 E: 0 K: 0 S: 10 | H: 1 LOB: 1 BB: 0 P: 17 | R: 0 E: 0 K: 0 S: 11 | H: 0 LOB: 0 BB: 0 P: 14 | R: 0 E: 0 K: 0 S: 9 | H: 0 LOB: 0 BB: 0 P: 14 | R: 0 E: 0 K: 0 S: 4 | H: 0 LOB: 0 BB: 0 P: 9 | R: 3 E: 0 K: 0 S: 16 | H: 3 LOB: 0 BB: 0 P: 23 | R: 0 E: 0 K: 1 S: 9 | H: 1 LOB: 1 BB: 0 P: 16 | R: 0 E: 0 K: 1 S: 7 | H: 0 LOB: 0 BB: 0 P: 14 | 1B: 4 2B: 2 3B: 0 HR: 2 | SF: 0 SAC: 0 DP: 0 HBP: 0 | WP: 1 PB: 0 SB: 0 CS: 0 | PA: 39 |
| PITCHER | IP WLS BF H R ER SO BB IBB HBP BLK WP HR S P ERA WHIP | | | | | | | | | | | | | | | | | | | | | |
| Jorge Sosa, R ERA: 11.37 | 4.0 L 20 4 4 2 2 3 0 0 0 0 0 0 47 80 4.50 1.750 | | | | | | | | | | | | | | | | | | | | | |
| 36 Chuck James, L ERA: 3.12 | 2.2 11 3 3 3 0 0 0 0 0 1 2 28 45 10.12 1.125 | | | | | | | | | | | | | | | | | | | | | |
| 40 Lance Cormier, R ERA: 3.12 | 0.1 1 0 0 0 0 0 0 0 0 0 0 1 1 0.00 0.000 | | | | | | | | | | | | | | | | | | | | | |
| 58 Peter Moylan, R ERA: 2.45 | 1.0 4 1 0 0 1 0 0 0 0 0 0 9 16 0.00 1.000 | | | | | | | | | | | | | | | | | | | | | |
| Mike Remlinger, L ERA: 2.45 | 1.0 3 0 0 0 1 0 0 0 0 0 0 7 14 0.00 0.000 | | | | | | | | | | | | | | | | | | | | | |

AB 36
R 7
H 8
RBI 5
BB 3
SO 4
LOB 10



| Batter | 1 | 2 | 3 | 4 | 5 | 6 | 7 | 8 | 9 | AB | R | H | RBI | BB | SO | LOB | BOTTOM | | | |
|---|---|----------------------------------|------------------------------|----------------------------------|-------------------------------|----------------------------------|-------------------------------|----------------------------------|------------------------------|---------------------------------|-------------------------------|----------------------------------|-------------------------------|----------------------------------|-------------------------------|----------------------------------|--|----------------------------------|------------------------------------|----------------------------------|
| Marcus Giles, R OBP: 0.442, SLG: 0.406 | 1-2 F9 | | 1-1 11 1B | 2-3 K | | | 1-1 P3 | | 3-2 G5-3 | 5 | 0 | 1 | 0 | 0 | 1 | 2 | Philadelphia Phillies @ Atlanta Braves Turner Field, Atlanta, GA Wed Apr 12 2006, 7:35 PM EDT Att: 37,107 - Clear - 73 F | | | |
| 11 Edgar Renteria, R OBP: 0.419, SLG: 0.550 | 0-2 CS | | 0-1 | 1-3 1B | | 0-2 K | 0-0 G5-3 | | 2-2 G1-3 | 5 | 0 | 2 | 0 | 0 | 1 | 1 | | | | |
| Ryan Langerhans, L OBP: 0.448, SLG: 0.692 | 3-2 F7 | | 3-3 K | | 0-0 G1-3 | | 3-3 K | | 0-3 K | 5 | 0 | 0 | 0 | 0 | 3 | 4 | | | | |
| Andrew Jones, R OBP: 0.390, SLG: 0.622 | | 0-0 G3 | 2-0 P5 | | 0-0 | | | 0-0 G5-3 | | 4 | 1 | 2 | 0 | 0 | 0 | 2 | | | | |
| Adam LaRoche, L OBP: 0.333, SLG: 0.563 | 3-2 G3 | | 3-2 G4-3 | 0-3 K | | 1-2 | | 7 1B | | 4 | 1 | 1 | 0 | 0 | 1 | 2 | | | | |
| 7 Jeff Francoeur, R OBP: 0.103, SLG: 0.081 | 0-1 G5-3 | | 2-3 K | | | 0-3 K | | 2-2 2B | | 4 | 1 | 1 | 0 | 0 | 2 | 1 | | | | |
| 16 Brian McCann, L OBP: 0.333, SLG: 0.679 | 1-0 | 2B | 3-1 HR | | 0-0 F7 | | | 2-1 F7 | | 4 | 1 | 2 | 2 | 0 | 0 | 2 | | | | |
| Wilson Betemit, S OBP: 0.526, SLG: 0.824 | 3-H | 1B | 0-1 | | 0-0 F9 | | 1-2 | | 1-0 | 4 | 1 | 3 | 2 | 0 | 0 | 0 | | | | |
| Jorge Sosa, R 4 Petri Orlowski, L 36 Chuck James, L 40 Lance Cormier, R Brian Jordan, R 58 Peter Moylan, R 23 Matt Diaz, R Mike Remlinger, L | 2-3 K | | 1-0 | 2-H | 3B | | 2-2 E5 | 1-3 K | | 1 | 0 | 0 | 0 | 0 | 1 | 0 | | | | |
| Inning Stats | R: 0 E: 0 K: 0 S: 11 | H: 1 LOB: 0 BB: 0 P: 15 | R: 1 E: 0 K: 0 S: 9 | H: 3 LOB: 2 BB: 0 P: 13 | R: 0 E: 0 K: 2 S: 11 | H: 2 LOB: 2 BB: 0 P: 19 | R: 2 E: 0 K: 2 S: 15 | H: 3 LOB: 1 BB: 0 P: 26 | R: 0 E: 0 K: 1 S: 7 | H: 0 LOB: 0 BB: 0 P: 8 | R: 0 E: 1 K: 1 S: 11 | H: 1 LOB: 1 BB: 0 P: 17 | R: 2 E: 0 K: 1 S: 15 | H: 3 LOB: 1 BB: 0 P: 22 | R: 0 E: 0 K: 1 S: 12 | H: 0 LOB: 0 BB: 0 P: 17 | | 1B: 8 2B: 4 3B: 1 HR: 1 | SF: 0 SAC: 0 DP: 0 HBP: 0 | WP: 0 PB: 0 SB: 0 CS: 1 |
| PITCHER | IP WLS BF H R ER SO BB IBB HBP BLK WP HR S P ERA WHIP | | | | | | | | | | | | | | | | | | | |
| Cory Lidle, R ERA: 4.91 | 6.0 W 26 10 3 3 7 0 0 0 0 0 0 0 11 70 4.50 1.667 | | | | | | | | | | | | | | | | | | | |
| Ryan Franklin, R ERA: 1.5 | 1.0 4 1 0 0 1 0 0 0 0 0 0 0 8 11 0.00 1.000 | | | | | | | | | | | | | | | | | | | |
| Geoff Geary, R ERA: 3.86 | 0.1 3 2 2 2 0 0 0 0 0 0 0 0 8 11 54.00 6.000 | | | | | | | | | | | | | | | | | | | |
| Rheal Cormier, L ERA: 1.5 | 0.1 H 2 1 0 0 0 0 0 0 0 0 0 3 6 0.00 3.000 | | | | | | | | | | | | | | | | | | | |
| Arthur Rhodes, L ERA: 2.7 | 0.1 H 1 0 0 0 1 0 0 0 0 0 0 0 4 5 0.00 0.000 | | | | | | | | | | | | | | | | | | | |
| 45 Tom Gordon, R ERA: 3.0 | 1.0 S 3 0 0 0 1 0 0 0 0 0 0 0 12 17 0.00 0.000 | | | | | | | | | | | | | | | | | | | |

AB 39
R 5
H 14
RBI 5
BB 0
SO 10
LOB 15



| Batter | 1 | 2 | 3 | 4 | 5 | 6 | 7 | 8 | 9 | AB | R | H | RBI | BB | SO | LOB | TOP | | | | | |
|--|---|---|------------------------------|---------------------------------|-------------------------------|----------------------------------|------------------------------|---------------------------------|-------------------------------|----------------------------------|------------------------------|----------------------------------|-------------------------------|----------------------------------|------------------------------|---------------------------------|---|----------------------------------|----------------------------------|------------------------------------|----------------------------------|--------|
| 11 Jimmy Rollins, S OBP: 0.415, SLG: 0.605 | | | | | | | | | | 5 | 1 | 2 | 1 | 0 | 0 | 0 | Philadelphia Phillies @ Atlanta Braves Turner Field, Atlanta, GA Thu Apr 13 2006, 7:35 PM EDT Att: 22,911 - Partly Cloudy - 78 F | | | | | |
| Aaron Rowand, R OBP: 0.314, SLG: 0.424 | | | | | | | | | | 5 | 1 | 1 | 0 | 0 | 0 | 1 | | | | | | |
| Bobby Abreu, L OBP: 0.366, SLG: 0.529 | | | | | | | | | | 4 | 2 | 1 | 2 | 1 | 1 | 0 | | | | | | |
| Pat Burrell, R OBP: 0.353, SLG: 0.613 Aaron Fultz, L ERA: 2.23 | | | | | | | | | | 4 | 1 | 2 | 0 | 0 | 2 | 0 | | | | | | |
| Ryan Franklin, R ERA: 5.07 | | | | | | | | | | 0 | 0 | 0 | 0 | 0 | 0 | 0 | | | | | | |
| David Dellucci, L OBP: 0.091, SLG: 0.182 45 Tom Gordon, R ERA: 2.25 | | | | | | | | | | 1 | 0 | 0 | 0 | 0 | 0 | 1 | | | | | | |
| 26 Chase Utley, L OBP: 0.289, SLG: 0.500 | | | | | | | | | | 4 | 2 | 2 | 4 | 0 | 0 | 0 | | | | | | |
| 6 Ryan Howard, L OBP: 0.426, SLG: 0.452 | | | | | | | | | | 3 | 0 | 2 | 0 | 1 | 0 | 0 | | | | | | |
| David Bell, R OBP: 0.296, SLG: 0.400 | | | | | | | | | | 4 | 0 | 2 | 0 | 0 | 0 | 3 | | | | | | |
| Sal Fasano, R OBP: 0.182, SLG: 0.400 | | | | | | | | | | 4 | 0 | 0 | 0 | 0 | 1 | 5 | | | | | | |
| Gavin Floyd, R 8 Shane Victorino, S OBP: 0.333, SLG: 0.375 | | | | | | | | | | 3 | 0 | 0 | 0 | 0 | 2 | 1 | | | | | | |
| | | | | | | | | | | 1 | 0 | 0 | 0 | 0 | 0 | 0 | | | | | | |
| Inning Stats | R: 5 E: 0 K: 0 S: 25 | H: 6 LOB: 1 BB: 0 P: 40 | R: 0 E: 0 K: 1 S: 5 | H: 0 LOB: 0 BB: 0 P: 9 | R: 0 E: 0 K: 2 S: 16 | H: 2 LOB: 2 BB: 0 P: 27 | R: 0 E: 0 K: 1 S: 6 | H: 0 LOB: 0 BB: 0 P: 8 | R: 1 E: 0 K: 1 S: 11 | H: 1 LOB: 1 BB: 1 P: 20 | R: 0 E: 0 K: 1 S: 7 | H: 1 LOB: 1 BB: 0 P: 11 | R: 1 E: 0 K: 0 S: 19 | H: 2 LOB: 2 BB: 1 P: 32 | R: 0 E: 0 K: 0 S: 5 | H: 0 LOB: 0 BB: 0 P: 7 | R: 0 E: 0 K: 1 S: 9 | H: 0 LOB: 0 BB: 0 P: 13 | 1B: 6 2B: 2 3B: 0 HR: 4 | SF: 1 SAC: 0 DP: 0 HBP: 0 | WP: 0 PB: 0 SB: 0 CS: 0 | PA: 41 |
| PITCHER | IP WLS BF H R ER SO BB IBB HBP BLK WP HR S P ERA WHIP | IP WLS BF H R ER SO BB IBB HBP BLK WP HR S P ERA WHIP | | | | | | | | | | | | | | | | | | | | |
| 26 Kyle Davies, R ERA: 8.38 | 4.2 L 23 9 6 6 5 0 0 0 0 0 0 4 59 96 11.57 1.929 | | | | | | | | | | | | | | | | | | | | | |
| Mike Reminger, L ERA: 2.23 | 0.1 2 0 0 0 0 1 0 0 0 0 0 0 4 8 0.00 3.000 | | | | | | | | | | | | | | | | | | | | | |
| 40 Lance Cormier, R ERA: 1.17 | 2.0 10 3 1 1 1 1 0 0 0 0 0 0 26 43 4.50 2.000 | | | | | | | | | | | | | | | | | | | | | |
| Oscar Villarreal, R ERA: 1.5 | 1.0 3 0 0 0 0 0 0 0 0 0 0 0 5 7 0.00 0.000 | | | | | | | | | | | | | | | | | | | | | |
| Ken Ray, R ERA: | 1.0 3 0 0 0 0 1 0 0 0 0 0 0 9 13 0.00 0.000 | | | | | | | | | | | | | | | | | | | | | |

| Batter | 1 | 2 | 3 | 4 | 5 | 6 | 7 | 8 | 9 | AB | R | H | RBI | BB | SO | LOB | BOTTOM | | | | | |
|--|---|---|-------------------------------|----------------------------------|-------------------------------|----------------------------------|------------------------------|----------------------------------|------------------------------|----------------------------------|-------------------------------|----------------------------------|------------------------------|----------------------------------|------------------------------|----------------------------------|---|----------------------------------|----------------------------------|------------------------------------|----------------------------------|--------|
| Marcus Giles, R OBP: 0.417, SLG: 0.378 | | | | | | | | | | 5 | 0 | 1 | 0 | 0 | 1 | 1 | Philadelphia Phillies @ Atlanta Braves Turner Field, Atlanta, GA Thu Apr 13 2006, 7:35 PM EDT Att: 22,911 - Partly Cloudy - 78 F | | | | | |
| 11 Edgar Renteria, R OBP: 0.396, SLG: 0.511 | | | | | | | | | | 5 | 1 | 1 | 0 | 0 | 1 | 2 | | | | | | |
| Ryan Langerhans, L OBP: 0.500, SLG: 0.793 | | | | | | | | | | 3 | 1 | 2 | 0 | 2 | 0 | 2 | | | | | | |
| Andrew Jones, R OBP: 0.356, SLG: 0.575 | | | | | | | | | | 3 | 0 | 0 | 2 | 0 | 1 | 2 | | | | | | |
| Adam LaRoche, L OBP: 0.350, SLG: 0.571 | | | | | | | | | | 3 | 2 | 1 | 0 | 1 | 0 | 2 | | | | | | |
| 7 Jeff Francoeur, R OBP: 0.163, SLG: 0.293 | | | | | | | | | | 4 | 2 | 3 | 3 | 0 | 0 | 1 | | | | | | |
| 16 Brian McCann, L OBP: 0.324, SLG: 0.633 | | | | | | | | | | 2 | 0 | 0 | 1 | 0 | 1 | 0 | | | | | | |
| Wilson Betemit, S OBP: 0.435, SLG: 0.667 Tony Pena Jr., R ERA: 2.25 | | | | | | | | | | 4 | 0 | 0 | 0 | 0 | 3 | 2 | | | | | | |
| 26 Kyle Davies, R Mike Reminger, L 4 Pete Orr, L 40 Lance Cormier, R Brian Jordan, R Oscar Villarreal, L Ken Ray, R 23 Matt Diaz, R OBP: 0.260, SLG: 0.333 | | | | | | | | | | 1 | 0 | 0 | 0 | 0 | 1 | 0 | | | | | | |
| | | | | | | | | | | 0 | 0 | 0 | 0 | 0 | 0 | 0 | | | | | | |
| Inning Stats | R: 1 E: 0 K: 1 S: 9 | H: 2 LOB: 1 BB: 0 P: 12 | R: 1 E: 0 K: 2 S: 10 | H: 1 LOB: 0 BB: 0 P: 19 | R: 0 E: 0 K: 0 S: 10 | H: 0 LOB: 1 BB: 1 P: 19 | R: 1 E: 0 K: 0 S: 9 | H: 2 LOB: 0 BB: 0 P: 14 | R: 0 E: 0 K: 1 S: 7 | H: 0 LOB: 0 BB: 0 P: 11 | R: 0 E: 0 K: 1 S: 10 | H: 0 LOB: 1 BB: 1 P: 20 | R: 0 E: 0 K: 1 S: 8 | H: 0 LOB: 1 BB: 0 P: 11 | R: 3 E: 0 K: 1 S: 9 | H: 2 LOB: 0 BB: 1 P: 17 | R: 0 E: 0 K: 2 S: 12 | H: 1 LOB: 2 BB: 0 P: 15 | 1B: 3 2B: 2 3B: 1 HR: 2 | SF: 2 SAC: 0 DP: 1 HBP: 1 | WP: 1 PB: 0 SB: 0 CS: 0 | PA: 39 |
| PITCHER | IP WLS BF H R ER SO BB IBB HBP BLK WP HR S P ERA WHIP | IP WLS BF H R ER SO BB IBB HBP BLK WP HR S P ERA WHIP | | | | | | | | | | | | | | | | | | | | |
| Gavin Floyd, R ERA: 6.23 | 6.0 W 24 5 3 3 4 2 0 0 1 0 0 0 8 11 0.00 0.000 | | | | | | | | | | | | | | | | | | | | | |
| Aaron Fultz, L ERA: 5.07 | 1.0 4 0 0 0 0 1 0 0 1 0 0 0 8 11 0.00 0.000 | | | | | | | | | | | | | | | | | | | | | |
| Ryan Franklin, R ERA: 5.14 | 1.0 6 2 3 3 1 1 0 0 0 0 0 1 9 17 27.00 3.000 | | | | | | | | | | | | | | | | | | | | | |
| 45 Tom Gordon, R ERA: 2.25 | 1.0 S 5 1 0 0 2 0 0 0 0 0 1 0 12 15 0.00 1.000 | | | | | | | | | | | | | | | | | | | | | |

| | |
|-----|----|
| AB | 38 |
| R | 7 |
| H | 12 |
| RBI | 7 |
| BB | 2 |
| SO | 7 |
| LOB | 10 |



| Batter | 1 | 2 | 3 | 4 | 5 | 6 | 7 | 8 | 9 | AB | R | H | RBI | BB | SO | LOB | TOP | | | | | | | | | | |
|--|-------------------------------|----------------------------------|------------------------------|----------------------------------|------------------------------|----------------------------------|------------------------------|----------------------------------|------------------------------|----------------------------------|------------------------------|----------------------------------|------------------------------|----------------------------------|------------------------------|----------------------------------|---|------------------------------------|-------------------------|--------|--|--|--|--|--|--|--|
| Dave Roberts, L (1, 8) OBP: 0.375, SLG: 0.393 | F7 | | G3-6-1 | BB | | | 1B | | G3 | 4 | 0 | 2 | 1 | 1 | 0 | 2 | San Diego Padres @ Atlanta Braves Turner Field, Atlanta, GA Fri Apr 14 2006, 7:35 PM EDT Att: 36,406 - Partly Cloudy - 81 F | | | | | | | | | | |
| 8 Terrell Sledge, L (1, 7) OBP: 0.394, SLG: 0.278 | 2B | | G3-6-1 | BB | | | F7 | | G4-3 | 5 | 1 | 1 | 0 | 0 | 1 | 6 | | | | | | | | | | | |
| 24 Brian Giles, L (1, 9) OBP: 0.474, SLG: 0.308 | 2B | | | | | | K | | | 4 | 0 | 2 | 1 | 0 | 1 | 1 | | | | | | | | | | | |
| Mike Piazza, R (1, 2) OBP: 0.241, SLG: 0.370 | F8 | | | | | | | | G6-3 | 4 | 0 | 0 | 0 | 0 | 1 | 2 | | | | | | | | | | | |
| Scott Linebrink, R (8, 1) | F8 | | K | | | | | | G5-3 | 0 | 0 | 0 | 0 | 0 | 0 | 0 | | | | | | | | | | | |
| 23 Adrián González, L (1, 3) OBP: 0.395, SLG: 0.556 | G5-3 | | | | | | | | G4-3 | 4 | 0 | 1 | 0 | 0 | 1 | 1 | | | | | | | | | | | |
| 3 Khalil Greene, R (1, 6) OBP: 0.270, SLG: 0.600 | | G6-3 | | | | | | | K | 3 | 1 | 0 | 0 | 1 | 1 | 0 | | | | | | | | | | | |
| Vinny Castilla, R (1, 5) OBP: 0.306, SLG: 0.438 | | G6-3 | | | | | | | G3 | 4 | 1 | 2 | 1 | 0 | 0 | 0 | | | | | | | | | | | |
| Josh Barfield, R (9, PR) OBP: 0.273, SLG: 0.200 | | G6-3 | | | | | | | 1B | 0 | 0 | 0 | 0 | 0 | 0 | 0 | | | | | | | | | | | |
| Mark Bellhorn, S (1, 4) OBP: 0.300, SLG: 0.500 | | | | | | | | | F7 | 4 | 1 | 2 | 1 | 0 | 1 | 1 | | | | | | | | | | | |
| Chan Ho Park, R (1, 1) 52 Clay Hensley, R Geoff Blum, S Alan Embree, L Doug Mirabeli, R Rob Bowen, S | | FC6-4 | | | | | | | G3 | 2 | 0 | 0 | 0 | 0 | 0 | 2 | | | | | | | | | | | |
| Inning Stats | R: 1 E: 0 K: 0 S: 11 | H: 2 LOB: 1 BB: 0 P: 17 | R: 0 E: 0 K: 0 S: 8 | H: 1 LOB: 1 BB: 0 P: 13 | R: 0 E: 0 K: 1 S: 7 | H: 1 LOB: 1 BB: 1 P: 15 | R: 3 E: 0 K: 1 S: 9 | H: 3 LOB: 1 BB: 1 P: 17 | R: 0 E: 0 K: 0 S: 7 | H: 0 LOB: 0 BB: 0 P: 12 | R: 0 E: 0 K: 1 S: 7 | H: 1 LOB: 0 BB: 0 P: 13 | R: 0 E: 0 K: 2 S: 7 | H: 0 LOB: 0 BB: 0 P: 12 | R: 0 E: 0 K: 0 S: 7 | H: 2 LOB: 3 BB: 0 P: 10 | 1B: 8 2B: 3 3B: 0 HR: 0 | SF: 0 SAC: 0 DP: 1 HBP: 0 | WP: 0 PB: 0 CS: 0 | PA: 38 | | | | | | | |
| PITCHER | IP | WLS | BF | H | R | ER | SO | BB | IBB | HBP | BLK | WP | HR | S | P | ERA | WHIP | | | | | | | | | | |
| 15 Tim Hudson, R (1, 1) ERA: 9.2 | 6.2 | | 29 | 9 | 4 | 4 | 3 | 2 | 0 | 0 | 0 | 0 | 0 | 53 | 90 | 5.40 | 1.650 | | | | | | | | | | |
| Mike Reminger, L (7, 1) ERA: 2.08 | 0.1 | W | 3 | 0 | 0 | 0 | 1 | 0 | 0 | 0 | 0 | 0 | 0 | 3 | 6 | 0.00 | 0.000 | | | | | | | | | | |
| Oscar Villarreal, R (8, 1) ERA: 1.29 | 1.0 | S | 5 | 2 | 0 | 0 | 0 | 0 | 0 | 0 | 0 | 0 | 0 | 7 | 12 | 0.00 | 0.000 | | | | | | | | | | |
| Chris Reitsma, R (9, 1) ERA: 6.35 | 1.0 | | | | | | | | | | | | | 7 | 10 | 0.00 | 2.000 | | | | | | | | | | |


| Batter | 1 | 2 | 3 | 4 | 5 | 6 | 7 | 8 | 9 | AB | R | H | RBI | BB | SO | LOB | BOTTOM | | | | | | | | | | |
|--|-------------------------------|----------------------------------|-------------------------------|----------------------------------|-------------------------------|----------------------------------|-------------------------------|----------------------------------|------------------------------|----------------------------------|-------------------------------|----------------------------------|------------------------------|----------------------------------|-------------------------------|----------------------------------|---|------------------------------------|-------------------------|--------|--|--|--|--|--|--|--|
| Marcus Giles, R (1, 4) OBP: 0.385, SLG: 0.341 | F9 | | F8 | K | | | K | | | 4 | 0 | 0 | 0 | 0 | 2 | 1 | San Diego Padres @ Atlanta Braves Turner Field, Atlanta, GA Fri Apr 14 2006, 7:35 PM EDT Att: 36,406 - Partly Cloudy - 81 F | | | | | | | | | | |
| 11 Edgar Renteria, R (1, 6) OBP: 0.404, SLG: 0.571 | HR | | 2B | 1B | | | G5-3 | | | 4 | 2 | 2 | 1 | 0 | 1 | 0 | | | | | | | | | | | |
| Ryan Langerhans, L (1, 7) OBP: 0.500, SLG: 0.781 | G3 | | WP | 2B | | | G1-6-3 | | | 3 | 1 | 1 | 1 | 1 | 0 | 0 | | | | | | | | | | | |
| Andruw Jones, R (1, 8) OBP: 0.347, SLG: 0.568 | 2B | | G2-3 | | | | FC5-4 | | | 4 | 0 | 1 | 0 | 0 | 1 | 2 | | | | | | | | | | | |
| Adam LaRoche, L (1, 3) OBP: 0.318, SLG: 0.513 | K | | K | | | | F8 | | | 4 | 0 | 0 | 0 | 0 | 3 | 2 | | | | | | | | | | | |
| 7 Jeff Francoeur, R (1, 9) OBP: 0.213, SLG: 0.400 | | K | | | | | E6 | | | 4 | 2 | 3 | 1 | 0 | 1 | 0 | | | | | | | | | | | |
| 16 Brian McCann, L (1, 2) OBP: 0.316, SLG: 0.618 | | L9 | | | | | G6-3 | | | 4 | 0 | 1 | 0 | 0 | 0 | 1 | | | | | | | | | | | |
| Wilson Betemit, S (1, 5) OBP: 0.423, SLG: 0.667 | | | | | | | K | | | 3 | 0 | 1 | 1 | 0 | 1 | 2 | | | | | | | | | | | |
| 15 Tim Hudson, R (1, 1) OBP: 0.167, SLG: 0.167 | | | | | | | G4-3 | | | 3 | 0 | 0 | 0 | 0 | 0 | 3 | | | | | | | | | | | |
| Mike Reminger, L (7, 1) ERA: 9.0 | | | | | | | G1-3 | | | 0 | 0 | 0 | 0 | 0 | 0 | 0 | | | | | | | | | | | |
| Oscar Villarreal, L (8, 1) | | | | | | | | | | 0 | 0 | 0 | 0 | 0 | 0 | 0 | | | | | | | | | | | |
| Chris Reitsma, R (9, 1) ERA: 2.25 | | | | | | | | | | 0 | 0 | 0 | 0 | 0 | 0 | 0 | | | | | | | | | | | |
| Inning Stats | R: 1 E: 0 K: 1 S: 16 | H: 2 LOB: 1 BB: 0 P: 24 | R: 0 E: 0 K: 1 S: 12 | H: 1 LOB: 0 BB: 0 P: 18 | R: 2 E: 0 K: 1 S: 12 | H: 2 LOB: 0 BB: 0 P: 21 | R: 1 E: 0 K: 1 S: 13 | H: 2 LOB: 1 BB: 0 P: 21 | R: 0 E: 0 K: 1 S: 9 | H: 0 LOB: 1 BB: 1 P: 14 | R: 0 E: 1 K: 1 S: 11 | H: 1 LOB: 0 BB: 0 P: 15 | R: 0 E: 0 K: 1 S: 7 | H: 0 LOB: 0 BB: 0 P: 11 | R: 1 E: 0 K: 2 S: 11 | H: 1 LOB: 0 BB: 0 P: 17 | 1B: 3 2B: 4 3B: 0 HR: 2 | SF: 0 SAC: 0 DP: 0 HBP: 0 | WP: 1 PB: 0 CS: 0 | PA: 34 | | | | | | | |
| PITCHER | IP | WLS | BF | H | R | ER | SO | BB | IBB | HBP | BLK | WP | HR | S | P | ERA | WHIP | | | | | | | | | | |
| Chan Ho Park, R (1, 1) ERA: 5.59 | 5.0 | | 23 | 7 | 4 | 4 | 5 | 1 | 0 | 0 | 0 | 0 | 0 | 11 | 15 | 0.00 | 1.000 | | | | | | | | | | |
| 52 Clay Hensley, R (6, 1) ERA: 9.0 | 1.0 | | 4 | 1 | 0 | 0 | 1 | 0 | 0 | 0 | 0 | 0 | 0 | 7 | 11 | 0.00 | 0.000 | | | | | | | | | | |
| Alan Embree, L (7, 1) ERA: 9.0 | 1.0 | L | 4 | 1 | 1 | 1 | 2 | 0 | 0 | 0 | 0 | 0 | 1 | 11 | 17 | 9.00 | 1.000 | | | | | | | | | | |
| Scott Linebrink, R (8, 1) ERA: 2.25 | 1.0 | | | | | | | | | | | | | 11 | 17 | 9.00 | 1.000 | | | | | | | | | | |



| Batter | 1 | 2 | 3 | 4 | 5 | 6 | 7 | 8 | 9 | AB | R | H | RBI | BB | SO | LOB | TOP | | | | | |
|--|---|----------------------------------|-------------------------------|----------------------------------|-------------------------------|----------------------------------|------------------------------|---------------------------------|------------------------------|---------------------------------|------------------------------|----------------------------------|------------------------------|---------------------------------|-------------------------------|----------------------------------|---|---------------------------------|----------------------------------|------------------------------------|----------------------------------|--------|
| Dave Roberts, L (1, 8) OBP: 0.371, SLG: 0.387 | 3-3 K | | 0-0 SH1-3 | | 1-1 G3 | | | 0-2 1B | | 3 | 0 | 1 | 0 | 0 | 1 | 1 | San Diego Padres @ Atlanta Braves Turner Field, Atlanta, GA Sat Apr 15 2006, 7:05 PM EDT Att: 40,151 - Partly Cloudy - 81 F | | | | | |
| 8 Termel Stedje, L (1, 7) OBP: 0.398, SLG: 0.227 | 0-2 G3-1 | | 1-2 F8 | | | 0-1 F7 | | 1-2 G4-3 | | 4 | 0 | 0 | 0 | 0 | 0 | 2 | | | | | | |
| 24 Brian Giles, L (1, 9) OBP: 0.452, SLG: 0.276 | 4-1 BB | | 0-0 F9 | | | 2-1 P6 | | | 1-0 G5-3 | 3 | 0 | 0 | 0 | 1 | 0 | 1 | | | | | | |
| Mike Piazza, R (1, 2) OBP: 0.242, SLG: 0.355 Rob Bowen, S (9, PR) OBP: 0.333, SLG: 0.333 | 3-2 F8 | | 0-0 G6-3 | | | 3-3 K | | 0-1 23 G4-6-3 1B | | 4 | 0 | 1 | 0 | 0 | 1 | 1 | | | | | | |
| 23 Adrián González, L (1, 3) OBP: 0.381, SLG: 0.513 | | 4-2 FC6-4 BB | | 2-2 F7 | | | 0-1 G6-3 | | 1-0 G4-6-3 | 3 | 0 | 0 | 0 | 1 | 0 | 1 | | | | | | |
| 3 Khalil Greene, R (1, 6) OBP: 0.250, SLG: 0.553 | | 0-3 K | | 2-0 P3 | | | 0-0 F8 | | | 3 | 0 | 0 | 0 | 0 | 1 | 1 | | | | | | |
| Vinny Castilla, R (1, 5) OBP: 0.282, SLG: 0.400 | | 0-2 F8 | | | 0-0 L8 | | 1-1 F8 | | | 3 | 0 | 0 | 0 | 0 | 0 | 1 | | | | | | |
| Josh Barfield, R (1, 4) OBP: 0.278, SLG: 0.212 | | 0-1 FC6-4 1-2 | | | 0-1 44 S 1B | | | 0-1 G4-3 | | 3 | 0 | 1 | 0 | 0 | 0 | 1 | | | | | | |
| 44 Jake Peavy, R (1, 1) OBP: 0.200, SLG: 0.200 Mark Bellhorn, S (8, PH) OBP: 0.273, SLG: 0.455 56 Scott Cassidy, R (8, 1) | | | 0-2 8 F8 SH1-3 1B | | | 0-2 F8 1-2 | | 0-3 K | | 2 | 0 | 1 | 0 | 0 | 0 | 1 | | | | | | |
| Inning Stats | R: 0 E: 0 K: 1 S: 10 | H: 0 LOB: 1 BB: 1 P: 20 | R: 0 E: 0 K: 1 S: 13 | H: 0 LOB: 1 BB: 1 P: 17 | R: 0 E: 0 K: 0 S: 10 | H: 1 LOB: 0 BB: 0 P: 11 | R: 0 E: 0 K: 0 S: 5 | H: 0 LOB: 0 BB: 0 P: 9 | R: 0 E: 0 K: 1 S: 8 | H: 1 LOB: 1 BB: 0 P: 9 | R: 0 E: 0 K: 0 S: 7 | H: 0 LOB: 0 BB: 0 P: 12 | R: 0 E: 0 K: 0 S: 5 | H: 0 LOB: 0 BB: 0 P: 6 | R: 0 E: 0 K: 1 S: 12 | H: 1 LOB: 1 BB: 0 P: 13 | R: 0 E: 0 K: 0 S: 4 | H: 1 LOB: 1 BB: 0 P: 6 | 1B: 4 2B: 0 3B: 0 HR: 0 | SF: 0 SAC: 1 DP: 1 HBP: 0 | WP: 0 PB: 0 SB: 1 CS: 0 | PA: 32 |
| PITCHER 29 John Smoltz, R (1, 1) ERA: 3.86 | IP: 9.0 WLS: W BF: 32 H: 4 R: 0 ER: 0 SO: 4 BB: 2 IBB: 0 HBP: 0 BLK: 0 WP: 0 HR: 0 S: 74 P: 103 ERA: 0.00 WHIP: 0.667 | | | | | | | | | | | | | | | PITCHER | | | | | | |

| Batter | 1 | 2 | 3 | 4 | 5 | 6 | 7 | 8 | 9 | AB | R | H | RBI | BB | SO | LOB | BOTTOM | | | |
|--|---|----------------------------------|-------------------------------|----------------------------------|-------------------------------|----------------------------------|------------------------------|---------------------------------|------------------------------|----------------------------------|-------------------------------|----------------------------------|-------------------------------|----------------------------------|------------------------------|---------------------------------|---|------------------------------------|----------------------------------|--------|
| Marcus Giles, R (1, 4) OBP: 0.357, SLG: 0.311 | 0-0 F7 | | 1-3 K | | | 3-3 K | 0-0 F8 | | | 4 | 0 | 0 | 0 | 0 | 2 | 4 | San Diego Padres @ Atlanta Braves Turner Field, Atlanta, GA Sat Apr 15 2006, 7:05 PM EDT Att: 40,151 - Partly Cloudy - 81 F | | | |
| 11 Edgar Renteria, R (1, 6) OBP: 0.400, SLG: 0.558 Tony Pena Jr., R (7, 6) | 3-2 G5-3 | | 0-1 FC5-4 1B | | | 2-3 K | | 1-0 G5-3 | | 3 | 0 | 1 | 0 | 0 | 1 | 0 | | | | |
| Ryan Langerhans, L (1, 7) OBP: 0.452, SLG: 0.694 | 0-3 K | | 1-2 FC5-4 1-2 | | | 1-2 F8 | | 1-1 F7 | | 4 | 0 | 0 | 0 | 0 | 1 | 2 | | | | |
| Andrew Jones, R (1, 8) OBP: 0.340, SLG: 0.532 | | 3-2 F7 | | 0-0 P3 | | | 2-2 1B 7 1B HBP | 2-1 P6 | | 3 | 1 | 0 | 0 | 0 | 0 | 0 | | | | |
| Adam LaRoche, L (1, 3) OBP: 0.340, SLG: 0.595 | | 2-1 HR | | 1-1 F7 | | | 1-2 16 F9 7 1B | | | 3 | 1 | 2 | 1 | 0 | 0 | 0 | | | | |
| 7 Jeff Francoeur, R (1, 9) OBP: 0.220, SLG: 0.396 | | 2-3 K | | 1-0 G5-3 | | | 2-1 16 F9 | 1-2 1B | | 3 | 0 | 1 | 1 | 0 | 1 | 0 | | | | |
| 16 Brian McCann, L (1, 2) OBP: 0.293, SLG: 0.568 | | 2-1 F8 | | | 1-2 F7 | | | 1-2 2-3 | | 3 | 0 | 0 | 0 | 0 | 0 | 2 | | | | |
| Wilson Betemit, S (1, 5) OBP: 0.414, SLG: 0.615 | | | 1-3 K | | | 2-1 F7 | | 4-0 IBB | | 2 | 0 | 0 | 0 | 1 | 1 | 0 | | | | |
| 29 John Smoltz, R (1, 1) | | | 4-1 11 1B BB | | | 0-3 K | | 0-3 K | | 2 | 0 | 0 | 0 | 1 | 2 | 3 | | | | |
| Inning Stats | R: 0 E: 0 K: 1 S: 10 | H: 0 LOB: 0 BB: 0 P: 13 | R: 1 E: 0 K: 1 S: 11 | H: 1 LOB: 0 BB: 0 P: 20 | R: 0 E: 0 K: 2 S: 12 | H: 1 LOB: 2 BB: 1 P: 19 | R: 0 E: 0 K: 0 S: 4 | H: 0 LOB: 0 BB: 0 P: 6 | R: 0 E: 0 K: 1 S: 9 | H: 0 LOB: 0 BB: 0 P: 12 | R: 0 E: 0 K: 2 S: 12 | H: 0 LOB: 0 BB: 0 P: 18 | R: 1 E: 0 K: 1 S: 14 | H: 2 LOB: 3 BB: 1 P: 23 | R: 0 E: 0 K: 0 S: 5 | H: 0 LOB: 0 BB: 0 P: 9 | 1B: 3 2B: 0 3B: 0 HR: 1 | SF: 0 SAC: 0 DP: 0 HBP: 1 | WP: 0 PB: 0 SB: 1 CS: 0 | PA: 31 |
| PITCHER 44 Jake Peavy, R (1, 1) ERA: 5.5 56 Scott Cassidy, R (8, 1) ERA: 1.35 | IP: 7.0 WLS: L BF: 28 H: 4 R: 2 ER: 2 SO: 8 BB: 1 IBB: 1 HBP: 1 BLK: 0 WP: 0 HR: 1 S: 72 P: 111 ERA: 2.57 WHIP: 0.714 | | | | | | | | | | | | | | | PITCHER | | | | |

AB 29
R 0
H 4
RBI 0
BB 2
SO 4
LOB 10




| Batter | 1 | 2 | 3 | 4 | 5 | 6 | 7 | 8 | 9 | AB | R | H | RBI | BB | SO | LOB | TOP | | | | | | | | |
|---|------------------------------|---------------------------------|-------------------------------|----------------------------------|------------------------------|----------------------------------|------------------------------|---------------------------------|------------------------------|----------------------------------|------------------------------|---------------------------------|-------------------------------|----------------------------------|-------------------------------|----------------------------------|------------------------------|----------------------------------|----------------------------------|------------------------------------|----------------------------------|--------|--|--|--|
| Dave Roberts, L (1, 8) OBP: 0.359, SLG: 0.429 | L8 | | G4-3 | | | G3 | | 1B | | 4 | 1 | 1 | 0 | 0 | 0 | 1 | | | | | | | | | |
| 8 Terrell Stogdes, L (1, 7) OBP: 0.276, SLG: 0.200 Eric Young Sr., R (8, PH) OBP: 0.250, SLG: 0.278 | K | | P5 | | | G3 | | 1B | | 3 | 0 | 0 | 0 | 0 | 1 | 1 | | | | | | | | | |
| 24 Brian Giles, L (1, 9) OBP: 0.435, SLG: 0.364 | L4 | | | | | | | 1B | | 4 | 1 | 1 | 1 | 0 | 1 | 1 | | | | | | | | | |
| Rob Bowen, S (1, 2) OBP: 0.429, SLG: 0.500 | | | | | | | | | | 3 | 1 | 1 | 0 | 0 | 2 | 0 | | | | | | | | | |
| 23 Adrián González, L (1, 3) OBP: 0.370, SLG: 0.512 | | | | | | | | | | 4 | 1 | 1 | 1 | 0 | 0 | 1 | | | | | | | | | |
| 3 Khalil Greene, R (1, 6) OBP: 0.227, SLG: 0.500 | | | | | | | | | | 4 | 0 | 0 | 0 | 0 | 0 | 2 | | | | | | | | | |
| Geoff Blum, S (1, 5) | | | | | | | | | | 3 | 0 | 0 | 0 | 1 | 3 | 1 | | | | | | | | | |
| Josh Barfield, R (1, 4) OBP: 0.282, SLG: 0.229 | | | | | | | | | | 2 | 0 | 1 | 1 | 0 | 1 | 0 | | | | | | | | | |
| Woody Williams, R (1, 1) | | | | | | | | | | 1 | 0 | 0 | 0 | 0 | 0 | 0 | | | | | | | | | |
| Mark Bellhorn, S (7, PH) OBP: 0.250, SLG: 0.417 Alan Embree, L (7, 1) Scott Linebrink, R (7, 1) Trevor Hoffman, R (9, 1) | | | | | | | | | | 1 | 0 | 0 | 0 | 0 | 1 | 1 | | | | | | | | | |
| Inning Stats | R: 0 E: 0 K: 1 S: 7 | H: 0 LOB: 0 BB: 0 P: 8 | R: 0 E: 0 K: 1 S: 12 | H: 0 LOB: 1 BB: 0 P: 20 | R: 0 E: 0 K: 0 S: 9 | H: 1 LOB: 1 BB: 0 P: 13 | R: 0 E: 0 K: 2 S: 7 | H: 0 LOB: 0 BB: 0 P: 9 | R: 0 E: 0 K: 0 S: 5 | H: 0 LOB: 0 BB: 0 P: 15 | R: 0 E: 0 K: 0 S: 5 | H: 0 LOB: 0 BB: 0 P: 9 | R: 3 E: 0 K: 1 S: 13 | H: 3 LOB: 1 BB: 1 P: 24 | R: 1 E: 0 K: 1 S: 10 | H: 2 LOB: 0 BB: 0 P: 15 | R: 0 E: 0 K: 1 S: 7 | H: 0 LOB: 0 BB: 0 P: 10 | 1B: 2 2B: 2 3B: 1 HR: 1 | SF: 1 SAC: 1 DP: 1 HBP: 1 | WP: 0 PB: 0 SB: 0 CS: 0 | PA: 34 | | | |
| PITCHER | IP | WLS | BF | H | R | ER | SO | BB | IBB | HBP | BLK | WP | HR | S | P | ERA | WHIP | | | | | | | | |
| John Thomson, R (1, 1) ERA: 1.23 Ken Ray, R (7, 1) ERA: 5.4 Oscar Villarreal, R (7, 1) ERA: 1.13 Mike Remlinger, L (8, 1) ERA: 3.38 40 Lance Cormier, R (9, 1) ERA: 1.04 | 6.0 | 20 | 1 | 0 | 0 | 6 | 0 | 0 | 0 | 1 | 0 | 0 | 0 | 48 | 74 | 0.00 | 0.167 | | | | | | | | |

San Diego Padres @ Atlanta Braves
Turner Field, Atlanta, GA
Sun Apr 16 2006, 1:05 PM EDT
Att: 24,589 - Partly Cloudy - 76 F

AB 30
R 4
H 6
RBI 4
BB 1
SO 9
LOB 8



| Batter | 1 | 2 | 3 | 4 | 5 | 6 | 7 | 8 | 9 | AB | R | H | RBI | BB | SO | LOB | BOTTOM | | | | | | | | |
|--|-------------------------------|----------------------------------|-------------------------------|----------------------------------|-------------------------------|----------------------------------|-------------------------------|----------------------------------|------------------------------|----------------------------------|------------------------------|---------------------------------|-------------------------------|----------------------------------|-------------------------------|----------------------------------|------------------------------|----------------------------------|----------------------------------|------------------------------------|----------------------------------|--------|--|--|--|
| 4 Pete Orr, L (1, 5) OBP: 0.214, SLG: 0.357 | K | | | | | | | | | 5 | 0 | 0 | 0 | 0 | 3 | 5 | | | | | | | | | |
| Marcus Giles, R (1, 4) OBP: 0.361, SLG: 0.327 | K | | | | | | | | | 4 | 0 | 1 | 0 | 1 | 1 | 0 | | | | | | | | | |
| Ryan Langerhans, L (1, 7) OBP: 0.447, SLG: 0.641 | F9 | | | | | | | | | 3 | 1 | 0 | 0 | 2 | 0 | 2 | | | | | | | | | |
| Andrew Jones, R (1, 8) OBP: 0.362, SLG: 0.588 | | | | | | | | | | 4 | 1 | 2 | 1 | 1 | 0 | 2 | | | | | | | | | |
| Adam LaRoche, L (1, 3) OBP: 0.320, SLG: 0.556 Brian Jordan, R (7, PH) OBP: 0.462, SLG: 0.636 | | | | | | | | | | 3 | 0 | 0 | 0 | 0 | 2 | 2 | | | | | | | | | |
| 7 Jeff Francoeur, R (1, 9) OBP: 0.218, SLG: 0.377 | | | | | | | | | | 2 | 0 | 1 | 0 | 0 | 1 | 2 | | | | | | | | | |
| Wilson Betemit, S (1, 6) OBP: 0.424, SLG: 0.586 | | | | | | | | | | 3 | 1 | 1 | 0 | 1 | 1 | 2 | | | | | | | | | |
| Todd Pratt, R (1, 2) OBP: 0.500, SLG: 0.375 16 Brian McCann, L (8, PH) OBP: 0.310, SLG: 0.579 | | | | | | | | | | 2 | 0 | 1 | 0 | 1 | 1 | 0 | | | | | | | | | |
| John Thomson, R (7, 1) Ken Ray, R (7, 1) Oscar Villarreal, L (7, 1) Mike Remlinger, L (8, 1) 23 Matt Diaz, R (8, PH) 40 Lance Cormier, R (9, 1) | | | | | | | | | | 1 | 0 | 1 | 0 | 0 | 0 | 0 | | | | | | | | | |
| Inning Stats | R: 0 E: 0 K: 2 S: 10 | H: 0 LOB: 0 BB: 0 P: 13 | R: 2 E: 0 K: 1 S: 15 | H: 3 LOB: 2 BB: 1 P: 25 | R: 1 E: 0 K: 2 S: 12 | H: 2 LOB: 2 BB: 1 P: 21 | R: 0 E: 0 K: 2 S: 14 | H: 1 LOB: 2 BB: 1 P: 20 | R: 0 E: 0 K: 0 S: 7 | H: 0 LOB: 0 BB: 0 P: 11 | R: 0 E: 0 K: 2 S: 7 | H: 0 LOB: 0 BB: 0 P: 9 | R: 0 E: 0 K: 1 S: 11 | H: 0 LOB: 2 BB: 2 P: 24 | R: 0 E: 0 K: 1 S: 11 | H: 1 LOB: 2 BB: 1 P: 16 | R: 0 E: 0 K: 1 S: 9 | H: 2 LOB: 2 BB: 0 P: 14 | 1B: 6 2B: 2 3B: 0 HR: 1 | SF: 0 SAC: 0 DP: 0 HBP: 0 | WP: 0 PB: 1 SB: 1 CS: 0 | PA: 42 | | | |
| PITCHER | IP | WLS | BF | H | R | ER | SO | BB | IBB | HBP | BLK | WP | HR | S | P | ERA | WHIP | | | | | | | | |
| Woody Williams, R (1, 1) ERA: 4.5 Alan Embree, L (7, 1) ERA: 1.69 Scott Linebrink, R (7, 1) ERA: 1.69 Trevor Hoffman, R (9, 1) ERA: 3.0 | 6.0 | 27 | 4 | 0 | 0 | 0 | 2 | 0 | 0 | 0 | 0 | 0 | 0 | 8 | 19 | 0.00 | 3.000 | | | | | | | | |

San Diego Padres @ Atlanta Braves
Turner Field, Atlanta, GA
Sun Apr 16 2006, 1:05 PM EDT
Att: 24,589 - Partly Cloudy - 76 F

AB 36
R 3
H 9
RBI 3
BB 6
SO 12
LOB 20



| Batter | 1 | 2 | 3 | 4 | 5 | 6 | 7 | 8 | 9 | AB | R | H | RBI | BB | SO | LOB | TOP | | | | | | | | |
|---|-------------------------------|----------------------------------|------------------------------|----------------------------------|-------------------------------|----------------------------------|-------------------------------|----------------------------------|------------------------------|----------------------------------|-------------------------------|----------------------------------|-------------------------------|----------------------------------|------------------------------|---------------------------------|--|----------------------------------|----------------------------------|------------------------------------|----------------------------------|--------|--|--|--|
| 4 Pete Orr, L OBP: 0.222, SLG: 0.333 (1,5) | K2-3 | | K | | P2 | | 1B | | | 4 | 0 | 1 | 0 | 0 | 2 | 0 | <p>Atlanta Braves @ New York Mets Shea Stadium, Flushing, NY Mon Apr 17 2006, 7:10 PM EDT Att: 36,867 - Clear - 57 F</p> <p>livebaseballscores.com</p> | | | | | | | | |
| Marcus Giles, R OBP: 0.369, SLG: 0.346 (1,4) | 1B SF9 BB | | 1B 2B | | F7 | | K | | | 3 | 2 | 1 | 0 | 1 | 1 | 1 | | | | | | | | | |
| Ryan Langerhans, L OBP: 0.451, SLG: 0.628 (1,7) | E 1B | | FC5-4 1B | | F9 | | | K | | 4 | 0 | 2 | 1 | 0 | 1 | 0 | | | | | | | | | |
| Andruw Jones, R OBP: 0.355, SLG: 0.630 (1,8) | SF9 | | FC5-4 1B | | HR | | F9 | | | 3 | 1 | 1 | 2 | 0 | 0 | 1 | | | | | | | | | |
| Adam LaRoche, L OBP: 0.296, SLG: 0.510 (1,3) | K | | | F8 | | K2-3 | | F7 | | 4 | 0 | 0 | 0 | 0 | 2 | 1 | | | | | | | | | |
| 7 Jeff Francoeur, R OBP: 0.220, SLG: 0.386 (1,9) | | B1-3 | | G4-3 2B | | K | | L8 | | 4 | 0 | 1 | 0 | 0 | 1 | 0 | | | | | | | | | |
| 16 Brian McCann, L OBP: 0.289, SLG: 0.537 (1,2) | | F7 | | G4-3 | | F8 | | HBP | | 3 | 0 | 0 | 0 | 0 | 0 | 1 | | | | | | | | | |
| 23 Matt Diaz, R OBP: 0.278, SLG: 0.313 (9, PH) | | | | | | | | | | 0 | 0 | 0 | 0 | 0 | 0 | 0 | | | | | | | | | |
| Wilson Betemit, S OBP: 0.405, SLG: 0.531 (1,6) | | K | | | | | F9 | | | 3 | 0 | 0 | 0 | 1 | 2 | 1 | | | | | | | | | |
| Jorge Sosa, R OBP: 0.250, SLG: 1.000 (1,1) | | | | P6 | | | | K2-3 | | 2 | 0 | 0 | 0 | 0 | 1 | 2 | | | | | | | | | |
| 36 Chuck James, L (5,1) | | | | | | | | | | 0 | 0 | 0 | 0 | 0 | 0 | 0 | | | | | | | | | |
| Brian Jordan, R (7, PH) | | | | | | | | | | 1 | 0 | 0 | 0 | 0 | 1 | 0 | | | | | | | | | |
| 40 Lance Cormier, R (7,1) | | | | | | | | | | 0 | 0 | 0 | 0 | 0 | 0 | 0 | | | | | | | | | |
| Todd Pratt, R (9, PH) | | | | | | | | | | 1 | 0 | 0 | 0 | 0 | 1 | 1 | | | | | | | | | |
| Inning Stats | R: 1 E: 1 K: 2 S: 12 | H: 1 LOB: 1 BB: 1 P: 18 | R: 0 E: 0 K: 1 S: 8 | H: 0 LOB: 0 BB: 0 P: 10 | R: 1 E: 0 K: 1 S: 12 | H: 2 LOB: 1 BB: 0 P: 19 | R: 0 E: 0 K: 1 S: 10 | H: 1 LOB: 2 BB: 1 P: 22 | R: 0 E: 0 K: 0 S: 7 | H: 0 LOB: 0 BB: 0 P: 11 | R: 1 E: 0 K: 2 S: 12 | H: 1 LOB: 0 BB: 0 P: 18 | R: 0 E: 0 K: 2 S: 10 | H: 1 LOB: 1 BB: 0 P: 17 | R: 0 E: 0 K: 1 S: 7 | H: 0 LOB: 0 BB: 0 P: 9 | R: 0 E: 0 K: 2 S: 10 | H: 0 LOB: 1 BB: 0 P: 16 | 1B: 3 2B: 2 3B: 0 HR: 1 | SF: 1 SAC: 0 DP: 0 HBP: 1 | WP: 0 PB: 0 SB: 2 CS: 0 | PA: 36 | | | |
| PITCHER | IP | WLS | BF | H | R | ER | SO | BB | IBB | HBP | BLK | WP | HR | S | P | ERA | WHIP | | | | | | | | |
| 45 Pedro Martinez, R (1,1) | 6.2 | W | 28 | 6 | 3 | 3 | 8 | 1 | 1 | 0 | 0 | 0 | 1 | 67 | 108 | 4.05 | 1.050 | | | | | | | | |
| 50 Duaner Sanchez, R (7,1) | 1.1 | H | 4 | 0 | 0 | 0 | 2 | 0 | 0 | 0 | 0 | 0 | 0 | 11 | 16 | 0.00 | 0.000 | | | | | | | | |
| 13 Billy Wagner, L (9,1) | 1.0 | S | 4 | 0 | 0 | 0 | 2 | 0 | 0 | 1 | 0 | 0 | 0 | 10 | 16 | 0.00 | 0.000 | | | | | | | | |

| Batter | 1 | 2 | 3 | 4 | 5 | 6 | 7 | 8 | 9 | AB | R | H | RBI | BB | SO | LOB | BOTTOM | | | | | | | | |
|--|------------------------------|----------------------------------|------------------------------|----------------------------------|-------------------------------|----------------------------------|------------------------------|---------------------------------|-------------------------------|----------------------------------|-------------------------------|----------------------------------|------------------------------|----------------------------------|-------------------------------|----------------------------------|--|------------------------------------|----------------------------------|--------|--|--|--|--|--|
| 7 José Reyes, S OBP: 0.333, SLG: 0.472 (1,6) | K | | F8 | | G3 FC6-4 16 1B BB | | G3 | | | 3 | 0 | 0 | 0 | 1 | 1 | 0 | <p>Atlanta Braves @ New York Mets Shea Stadium, Flushing, NY Mon Apr 17 2006, 7:10 PM EDT Att: 36,867 - Clear - 57 F</p> <p>livebaseballscores.com</p> | | | | | | | | |
| 16 Paul Lo Duca, R OBP: 0.442, SLG: 0.474 (1,2) | 21 1B | | 21 HR | | 5 FC6-4 1B | | G4-3 | | | 4 | 1 | 3 | 0 | 0 | 0 | 0 | | | | | | | | | |
| 21 Carlos Delgado, L OBP: 0.434, SLG: 0.729 (1,3) | 5 G4-6-3 1B | | 2H HR | | K | | | BB | | 3 | 1 | 2 | 2 | 1 | 1 | 2 | | | | | | | | | |
| 5 David Wright, R OBP: 0.392, SLG: 0.739 (1,5) | G4-6-3 1-2 | | F7 | | FC6-4 | | F9 | | | 4 | 0 | 0 | 0 | 0 | 0 | 5 | | | | | | | | | |
| Cliff Floyd, L (1,7) | | P6 | | 1B 2B | | F9 | | G6-3 | | 2 | 1 | 1 | 0 | 0 | 0 | 0 | | | | | | | | | |
| 22 Jose Valentin, S (5,7) | | | | | | | | | | 2 | 0 | 0 | 0 | 0 | 0 | 2 | | | | | | | | | |
| Xavier Nady, R OBP: 0.417, SLG: 0.756 (1,9) | | HR | | 1 G4-3 10 SH5-3 1B | | | | G4-3 | | 4 | 1 | 3 | 2 | 0 | 0 | 0 | | | | | | | | | |
| 10 Endy Chavez, L OBP: 0.222, SLG: 0.250 (1,8) | | G3 | | SH5-3 | | F7 | | K | | 3 | 0 | 0 | 0 | 0 | 1 | 1 | | | | | | | | | |
| 1 Anderson Hernandez, S (1,4) | | F8 | | G4-3 | | F8 | | | | 3 | 0 | 0 | 0 | 0 | 0 | 2 | | | | | | | | | |
| 45 Pedro Martinez, R (1,1) | | | G4-3 | | P3 | | | | | 3 | 0 | 0 | 0 | 0 | 1 | 2 | | | | | | | | | |
| 50 Duaner Sanchez, R (7,1) | | | | | | | | | | 0 | 0 | 0 | 0 | 0 | 0 | 0 | | | | | | | | | |
| 13 Billy Wagner, L (9,1) | | | | | | | | | | 0 | 0 | 0 | 0 | 0 | 0 | 0 | | | | | | | | | |
| Inning Stats | R: 0 E: 0 K: 1 S: 9 | H: 2 LOB: 1 BB: 0 P: 12 | R: 1 E: 0 K: 0 S: 9 | H: 1 LOB: 0 BB: 0 P: 13 | R: 2 E: 0 K: 0 S: 11 | H: 2 LOB: 1 BB: 0 P: 15 | R: 1 E: 0 K: 0 S: 6 | H: 2 LOB: 1 BB: 0 P: 9 | R: 0 E: 0 K: 1 S: 15 | H: 1 LOB: 2 BB: 1 P: 23 | R: 0 E: 0 K: 1 S: 12 | H: 1 LOB: 1 BB: 0 P: 18 | R: 0 E: 0 K: 0 S: 8 | H: 0 LOB: 1 BB: 1 P: 12 | R: 0 E: 0 K: 1 S: 10 | H: 0 LOB: 0 BB: 0 P: 16 | 1B: 5 2B: 2 3B: 0 HR: 2 | SF: 0 SAC: 1 DP: 1 HBP: 0 | WP: 0 PB: 0 SB: 0 CS: 0 | PA: 34 | | | | | |
| PITCHER | IP | WLS | BF | H | R | ER | SO | BB | IBB | HBP | BLK | WP | HR | S | P | ERA | WHIP | | | | | | | | |
| Jorge Sosa, R (1,1) | 4.0 | L | 20 | 4 | 4 | 4 | 1 | 1 | 0 | 0 | 0 | 0 | 0 | 20 | 30 | 0.00 | 0.500 | | | | | | | | |
| 36 Chuck James, L (5,1) | 2.0 | | 7 | 1 | 0 | 0 | 2 | 0 | 0 | 0 | 0 | 0 | 0 | 18 | 28 | 0.00 | 0.500 | | | | | | | | |
| 40 Lance Cormier, R (7,1) | 2.0 | | 7 | 0 | 0 | 0 | 1 | 1 | 0 | 0 | 0 | 0 | 0 | 18 | 28 | 0.00 | 0.500 | | | | | | | | |

Atlanta Braves @ New York Mets
Shea Stadium, Flushing, NY
Mon Apr 17 2006, 7:10 PM EDT
Att: 36,867 - Clear - 57 F

AB 32
R 3
H 6
RBI 3
BB 2
SO 12
LOB 8



Atlanta Braves @ New York Mets
Shea Stadium, Flushing, NY
Mon Apr 17 2006, 7:10 PM EDT
Att: 36,867 - Clear - 57 F

AB 31
R 4
H 9
RBI 4
BB 2
SO 4
LOB 14



| Batter | 1 | 2 | 3 | 4 | 5 | 6 | 7 | 8 | 9 | AB R H RBI BB SO LOB | TOP | | | | | | | | | |
|--|---|---|------------------------------|---------------------------------|-------------------------------|----------------------------------|------------------------------|---------------------------------|-------------------------------|----------------------------------|--|----------------------------------|------------------------------|---------------------------------|------------------------------|----------------------------------|----------------------------------|------------------------------------|-------------------------|--------|
| Marcus Giles, R OBP: 0.368, SLG: 0.333 Tony Pena Jr., R (7, PH) (7, 6) | 0-0 F7 | | 4-1 HR BB | | 0-0 F7 | | 4-2 1B BB | 0-0 L4-3 | | 2 1 0 0 1 0 0 1 0 0 0 1 0 3 | <p>Atlanta Braves @ New York Mets Shea Stadium, Flushing, NY Tue Apr 18 2006, 7:10 PM EDT Att: 30,322 - Partly Cloudy - 68 F</p> <p>livebaseballscorecards.com</p> | | | | | | | | | |
| Wilson Betemit, S OBP: 0.405, SLG: 0.500 (1, 6) (7, 5) | 1-0 2B 1B | | 2-3 K | | 4-2 HR BB | | 1-2 F9 | | 3-2 K | 4 2 1 0 1 2 2 | | | | | | | | | | |
| Ryan Langerhans, L OBP: 0.429, SLG: 0.604 (1, 7) | 0-0 2B 2B | | 0-0 P6 | | 3-2 F7 | | 1-3 K | | 2-3 K | 5 1 1 0 0 2 3 | | | | | | | | | | |
| Andruw Jones, R OBP: 0.373, SLG: 0.729 (1, 8) | 1-3 K | | 3-2 HR | | 0-2 HR | | 3-2 1B | | 2-1 L3 | 5 2 3 4 0 1 2 | | | | | | | | | | |
| Adam LaRoche, L OBP: 0.328, SLG: 0.604 (1, 3) | 2-0 FC5-6 2B | | 1-2 HR | | 3-2 1B | | 1-2 F8 | | | 4 1 3 3 0 0 2 | | | | | | | | | | |
| 7 Jeff Francoeur, R OBP: 0.206, SLG: 0.361 (1, 9) | 2-1 FC5-6 | | 0-0 F7 | | 1-3 K | | | | 0-0 G4-3 | 4 0 0 0 0 1 2 | | | | | | | | | | |
| 16 Brian McCann, L OBP: 0.286, SLG: 0.511 (1, 2) | | 1-1 L5 | | 0-1 F8 | | 1-3 K | | 0-0 2B 4B 1B | | 4 0 1 0 0 1 0 | | | | | | | | | | |
| 4 Pete Orr, L OBP: 0.227, SLG: 0.318 (1, 5) (7, 4) | | 0-0 G6-3 | | 0-0 L8 | | 2-2 G3 | | 0-2 2B 1B | | 4 0 1 0 0 0 0 | | | | | | | | | | |
| 26 Kyle Davies, R (1, 1) | | 1-3 K | | 1-1 G6-3 | | 0-1 G1-3 | | 0-0 E3 L4-3 | | 4 0 0 0 0 1 2 | | | | | | | | | | |
| Inning Stats | R: 2 E: 0 K: 1 S: 9 | H: 3 LOB: 1 BB: 0 P: 15 | R: 0 E: 0 K: 1 S: 6 | H: 0 LOB: 0 BB: 0 P: 8 | R: 3 E: 0 K: 1 S: 12 | H: 2 LOB: 0 BB: 1 P: 22 | R: 0 E: 0 K: 0 S: 5 | H: 0 LOB: 0 BB: 0 P: 6 | R: 2 E: 0 K: 1 S: 21 | H: 2 LOB: 1 BB: 1 P: 32 | R: 0 E: 0 K: 1 S: 17 | H: 1 LOB: 2 BB: 1 P: 27 | R: 0 E: 1 K: 0 S: 7 | H: 2 LOB: 2 BB: 0 P: 7 | R: 0 E: 0 K: 2 S: 8 | H: 0 LOB: 0 BB: 0 P: 15 | 1B: 5 2B: 3 3B: 0 HR: 3 | SF: 0 SAC: 0 DP: 1 HBP: 0 | WP: 0 PB: 0 CS: 1 | PA: 40 |
| PITCHER | IP WLS BF H R ER SO BB IBB HBP BLK WP HR S P ERA WHIP | IP WLS BF H R ER SO BB IBB HBP BLK WP HR S P ERA WHIP | | | | | | | | | | | | | | | | | | |
| Victor Zambrano, R ERA: 9.0 | 5.0 L 24 7 7 7 4 2 0 0 0 0 3 53 83 12.60 1.800 | | | | | | | | | | | | | | | | | | | |
| 25 Pedro Feliciano, L ERA: | 3.0 13 3 0 0 2 1 0 0 0 0 0 32 45 0.00 1.333 | | | | | | | | | | | | | | | | | | | |
| Jorge Julio, R ERA: 12.71 | 1.0 3 0 0 0 2 0 0 0 0 0 0 8 15 0.00 0.000 | | | | | | | | | | | | | | | | | | | |

| Batter | 1 | 2 | 3 | 4 | 5 | 6 | 7 | 8 | 9 | AB R H RBI BB SO LOB | BOTTOM | | | | | | | | | | | |
|--|---|---|-------------------------------|----------------------------------|------------------------------|----------------------------------|------------------------------|----------------------------------|------------------------------|---------------------------------|--|----------------------------------|------------------------------|---------------------------------|------------------------------|---------------------------------|-------------------------------|----------------------------------|----------------------------------|------------------------------------|-------------------------|--------|
| 7 José Reyes, S OBP: 0.311, SLG: 0.439 (1, 6) | 1-2 G6-3 | | 1-1 G4-3 | | | 3-2 P6 | | | 2-3 K | 4 0 0 0 0 1 0 | <p>Atlanta Braves @ New York Mets Shea Stadium, Flushing, NY Tue Apr 18 2006, 7:10 PM EDT Att: 30,322 - Partly Cloudy - 68 F</p> <p>livebaseballscorecards.com</p> | | | | | | | | | | | |
| 16 Paul Lo Duca, R OBP: 0.426, SLG: 0.452 (1, 2) | 0-0 L8 | | 2-2 G5-3 | | 2-0 1B | | | 1-2 G5-3 | | 4 0 1 0 0 0 0 | | | | | | | | | | | | |
| 21 Carlos Delgado, L OBP: 0.404, SLG: 0.673 (1, 3) | 1-3 K | | 2-3 K | | 2-3 K | | | 0-2 P5 | | 4 0 0 0 0 3 1 | | | | | | | | | | | | |
| 5 David Wright, R OBP: 0.389, SLG: 0.708 (1, 5) | | 4-2 G5-4-3 BB | | 2-2 F9 | | 0-1 F9 | | | | 2 0 0 0 1 0 0 | | | | | | | | | | | | |
| Xavier Nady, R OBP: 0.412, SLG: 0.729 (1, 9) | | 0-2 G5-4-3 1-2F | | 0-0 22 G3-6 1B | | 2-2 L7 | | | | 3 0 1 0 0 0 1 | | | | | | | | | | | | |
| 22 Jose Valentin, S (1, 7) | | 0-3 K | | 0-1 G3-6 1-2F | | 0-1 F9 | | | | 3 0 0 0 0 1 1 | | | | | | | | | | | | |
| Chris Woodward, R OBP: 0.333, SLG: 0.667 (1, 4) | | | 1-0 HR | | 0-0 E6 | | | 1-0 G5-3 | | 3 1 1 1 0 0 0 | | | | | | | | | | | | |
| 10 Endy Chavez, L OBP: 0.167, SLG: 0.182 (1, 8) | | | 2-1 G6-3 | | 0-3 K | | | 0-2 L4 | | 3 0 0 0 0 1 1 | | | | | | | | | | | | |
| Victor Zambrano, S (1, 1) | | | 0-0 B2 | | | 0-2 G6-3 | | | | 1 0 0 0 0 0 0 | | | | | | | | | | | | |
| 25 Pedro Feliciano, L (6, 1) | | | | | | | | | | 1 0 0 0 0 0 0 | | | | | | | | | | | | |
| Julio Franco, R OBP: 0.333, SLG: 0.200 (6, PH) | | | | | | | | | | 1 0 0 0 0 0 0 | | | | | | | | | | | | |
| Jorge Julio, R (9, 1) | | | | | | | | | | 0 0 0 0 0 0 0 | | | | | | | | | | | | |
| Inning Stats | R: 0 E: 0 K: 1 S: 7 | H: 0 LOB: 0 BB: 0 P: 9 | R: 0 E: 0 K: 1 S: 11 | H: 0 LOB: 0 BB: 1 P: 15 | R: 1 E: 0 K: 0 S: 6 | H: 1 LOB: 0 BB: 0 P: 10 | R: 0 E: 0 K: 1 S: 9 | H: 0 LOB: 0 BB: 0 P: 15 | R: 0 E: 0 K: 1 S: 7 | H: 1 LOB: 1 BB: 0 P: 7 | R: 0 E: 0 K: 1 S: 14 | H: 1 LOB: 0 BB: 0 P: 21 | R: 0 E: 0 K: 0 S: 7 | H: 0 LOB: 0 BB: 0 P: 9 | R: 0 E: 0 K: 0 S: 6 | H: 0 LOB: 0 BB: 0 P: 7 | R: 0 E: 0 K: 1 S: 10 | H: 0 LOB: 0 BB: 0 P: 13 | 1B: 2 2B: 0 3B: 0 HR: 1 | SF: 0 SAC: 0 DP: 2 HBP: 0 | WP: 0 PB: 0 CS: 0 | PA: 30 |
| PITCHER | IP WLS BF H R ER SO BB IBB HBP BLK WP HR S P ERA WHIP | IP WLS BF H R ER SO BB IBB HBP BLK WP HR S P ERA WHIP | | | | | | | | | | | | | | | | | | | | |
| 26 Kyle Davies, R ERA: 4.82 | 9.0 W 30 3 1 1 6 1 0 0 0 0 1 77 106 1.00 0.444 | | | | | | | | | | | | | | | | | | | | | |



| Batter | 1 | 2 | 3 | 4 | 5 | 6 | 7 | 8 | 9 | AB | R | H | RBI | BB | SO | LOB | TOP | | | | |
|---|------------------------------|---------------------------------|------------------------------|---------------------------------|------------------------------|----------------------------------|-------------------------------|----------------------------------|------------------------------|---------------------------------|-------------------------------|----------------------------------|------------------------------|----------------------------------|------------------------------|----------------------------------|----------------------------------|------------------------------------|-------------------------|--------|--|
| 4 Pete Orr, L OBP: 0.192, SLG: 0.269 (1,4) | F7 | | K | | | K | | G1-3 | | 4 | 0 | 0 | 0 | 0 | 2 | 1 | | | | | |
| Wilson Betemit, S OBP: 0.370, SLG: 0.450 (1,5) | G6-3 | | | L5 | | | P3 | E5 | | 4 | 0 | 0 | 0 | 0 | 0 | 0 | | | | | |
| 23 Matt Diaz, R OBP: 0.227, SLG: 0.250 Ryan Langerhans, L OBP: 0.429, SLG: 0.604 (8,7) | G3-1 | | | F8 | | | F8 | F8 | | 4 | 0 | 0 | 0 | 0 | 0 | 1 | | | | | |
| Andruw Jones, R OBP: 0.366, SLG: 0.746 (1,8) | | G4-3 | | K | | | HR | | G5-3 | 4 | 1 | 1 | 1 | 0 | 1 | 0 | | | | | |
| 7 Jeff Francoeur, R OBP: 0.224, SLG: 0.369 (1,9) | | FC5-4 1B | | | | | E5 1B | | G4-3 | 4 | 0 | 2 | 0 | 0 | 0 | 0 | | | | | |
| Brian Jordan, R OBP: 0.412, SLG: 0.533 Adam LaRoche, L OBP: 0.322, SLG: 0.593 (9,3) | | FC5-4 1-2 | | P6 | | | 1B | | F7 | 3 | 0 | 1 | 0 | 0 | 0 | 2 | | | | | |
| Todd Pratt, R OBP: 0.357, SLG: 0.250 (1,2) | | | | G5-3 | | | 1B | | | 3 | 0 | 0 | 0 | 0 | 2 | 4 | | | | | |
| Tony Pena Jr., R (1,6) | | | G1-3 | | | G4-3 | | E5 4 G1-3 15 SH1-4 E | | 3 | 1 | 0 | 0 | 0 | 0 | 0 | | | | | |
| 15 Tim Hudson, R OBP: 0.125, SLG: 0.125 (1,1) | | | F7 | | | G1-3 | | SH1-4 1-2 | | 2 | 0 | 0 | 0 | 0 | 0 | 0 | | | | | |
| Inning Stats | R: 0 E: 0 K: 0 S: 4 | H: 0 LOB: 0 BB: 0 P: 6 | R: 0 E: 0 K: 1 S: 6 | H: 1 LOB: 1 BB: 0 P: 7 | R: 0 E: 0 K: 1 S: 9 | H: 0 LOB: 0 BB: 0 P: 11 | R: 0 E: 0 K: 1 S: 11 | H: 0 LOB: 0 BB: 0 P: 18 | R: 0 E: 0 K: 0 S: 7 | H: 0 LOB: 0 BB: 0 P: 8 | R: 1 E: 1 K: 1 S: 16 | H: 2 LOB: 2 BB: 0 P: 22 | R: 1 E: 2 K: 0 S: 7 | H: 0 LOB: 1 BB: 0 P: 11 | R: 0 E: 0 K: 0 S: 9 | H: 0 LOB: 0 BB: 0 P: 11 | 1B: 3 2B: 0 3B: 0 HR: 1 | SF: 0 SAC: 1 DP: 0 HBP: 0 | WP: 0 PB: 0 CS: 1 | PA: 33 | |
| PITCHER | IP | WLS | BF | H | R | ER | SO | BB | IBB | HBP | BLK | WP | HR | S | P | ERA | WHIP | | | | |
| Tom Glavine, L ERA: 1.38 (1,1) | 8.0 | L | 30 | 4 | 2 | 1 | 5 | 0 | 0 | 0 | 0 | 0 | 1 | 67 | 93 | 1.12 | 0.500 | | | | |
| Aaron Heilman, R ERA: 3.35 (9,1) | 1.0 | | 3 | 0 | 0 | 0 | 0 | 0 | 0 | 0 | 0 | 0 | 0 | 9 | 11 | 0.00 | 0.000 | | | | |

Atlanta Braves @ New York Mets
Shea Stadium, Flushing, NY
Wed Apr 19 2006, 1:10 PM EDT
Att: 40,861 - Partly Cloudy - 67 F

AB 32
R 2
H 4
RBI 1
BB 0
SO 5
LOB 8



| Batter | 1 | 2 | 3 | 4 | 5 | 6 | 7 | 8 | 9 | AB | R | H | RBI | BB | SO | LOB | BOTTOM | | | | |
|--|------------------------------|----------------------------------|------------------------------|----------------------------------|------------------------------|----------------------------------|------------------------------|---------------------------------|------------------------------|---------------------------------|------------------------------|----------------------------------|------------------------------|---------------------------------|-------------------------------|----------------------------------|----------------------------------|------------------------------------|-------------------------|--------|--|
| 7 José Reyes, S OBP: 0.308, SLG: 0.443 (1,6) | K | | | G4-3 | | F7-2 | | | 1B 2B | 4 | 1 | 1 | 0 | 0 | 1 | 2 | | | | | |
| Chris Woodward, R OBP: 0.308, SLG: 0.538 (1,4) | G4-3 | | | P6 | | | G6-3 | | 5 FC6-4 1B | 4 | 0 | 1 | 1 | 0 | 0 | 0 | | | | | |
| 21 Carlos Delgado, L OBP: 0.393, SLG: 0.636 (1,3) | G4-3 | | | G3 | | | 5 HBP BB | | F7 | 3 | 0 | 0 | 0 | 1 | 0 | 1 | | | | | |
| 5 David Wright, R OBP: 0.379, SLG: 0.667 (1,5) | | K | | | G5-3 | | G6-4-3 HBP | | FC6-4 1-2 | 3 | 0 | 0 | 0 | 0 | 1 | 1 | | | | | |
| Xavier Nady, R OBP: 0.389, SLG: 0.686 (1,9) | | K | | | K | | G6-4-3 1-2 | | | 3 | 0 | 0 | 0 | 0 | 2 | 2 | | | | | |
| 22 Jose Valentin, S (1,7) | | F7 | | | G1-3 | | | P6 | | 3 | 0 | 0 | 0 | 0 | 0 | 0 | | | | | |
| 11 Ramon Castro, R OBP: 0.333, SLG: 0.500 (1,2) | | | K | | | SH5-4 7 F7-2 1B | | K | | 3 | 0 | 1 | 0 | 0 | 2 | 0 | | | | | |
| 10 Endy Chavez, L OBP: 0.133, SLG: 0.143 (1,8) | | | G4-3 | | | FC3 SH5-4 | | G3-1 | | 3 | 0 | 0 | 0 | 0 | 0 | 1 | | | | | |
| Tom Glavine, L OBP: 0.600, SLG: 0.600 Aaron Heilman, R (9,1) | | | G5-3 | | | SH5-4 | | | G6-3 | 1 | 0 | 0 | 0 | 0 | 0 | 0 | | | | | |
| Julio Franco, R OBP: 0.286, SLG: 0.167 (9, PH) | | | | | | | | | | 1 | 0 | 0 | 0 | 0 | 0 | 0 | | | | | |
| Inning Stats | R: 0 E: 0 K: 1 S: 8 | H: 0 LOB: 0 BB: 0 P: 10 | R: 0 E: 0 K: 2 S: 8 | H: 0 LOB: 0 BB: 0 P: 11 | R: 0 E: 0 K: 1 S: 8 | H: 0 LOB: 0 BB: 0 P: 14 | R: 0 E: 0 K: 0 S: 4 | H: 0 LOB: 0 BB: 0 P: 7 | R: 0 E: 0 K: 1 S: 6 | H: 0 LOB: 0 BB: 0 P: 8 | R: 0 E: 1 K: 0 S: 5 | H: 0 LOB: 1 BB: 1 P: 14 | R: 0 E: 0 K: 1 S: 7 | H: 0 LOB: 0 BB: 0 P: 8 | R: 1 E: 0 K: 0 S: 13 | H: 2 LOB: 1 BB: 0 P: 16 | 1B: 2 2B: 2 3B: 0 HR: 0 | SF: 0 SAC: 1 DP: 2 HBP: 1 | WP: 0 PB: 0 CS: 0 | PA: 31 | |
| PITCHER | IP | WLS | BF | H | R | ER | SO | BB | IBB | HBP | BLK | WP | HR | S | P | ERA | WHIP | | | | |
| 15 Tim Hudson, R ERA: 6.08 (1,1) | 9.0 | W | 31 | 3 | 1 | 1 | 6 | 1 | 0 | 1 | 0 | 0 | 0 | 65 | 97 | 1.00 | 0.444 | | | | |

Atlanta Braves @ New York Mets
Shea Stadium, Flushing, NY
Wed Apr 19 2006, 1:10 PM EDT
Att: 40,861 - Partly Cloudy - 67 F

AB 28
R 1
H 3
RBI 1
BB 1
SO 6
LOB 7



| Batter | 1 | 2 | 3 | 4 | 5 | 6 | 7 | 8 | 9 | AB | R | H | RBI | BB | SO | LOB | TOP | | | | | | | | | | |
|--|------------------------------|---------------------------------|------------------------------|----------------------------------|-------------------------------|----------------------------------|------------------------------|---------------------------------|-------------------------------|----------------------------------|------------------------------|---------------------------------|------------------------------|----------------------------------|-------------------------------|----------------------------------|---|-------------------------------|----------------------------------|----------------------------------|------------------------------------|----------------------------------|--------|--|--|--|--|
| 4 Pete Orr, L OBP: 0.200, SLG: 0.333 (1,4) | P6 | | P5 | | | F9 | | 1B 3B | | 4 | 1 | 1 | 1 | 0 | 0 | 1 | Atlanta Braves @ Washington Nationals Robert F. Kennedy Memorial Stadium, Washington, DC Fri Apr 21 2006, 7:05 PM EDT Att: 24,597 - Overcast - 57 F | | | | | | | | | | |
| Wilson Betemit, S OBP: 0.360, SLG: 0.432 (1,5) | P6 | | | L4 | | G1 | | 1B | | 4 | 0 | 1 | 1 | 0 | 0 | 0 | | | | | | | | | | | |
| Ryan Langerhans, L OBP: 0.400, SLG: 0.558 (1,7) | K | | | K | | | K | K | | 4 | 0 | 0 | 0 | 0 | 4 | 1 | | | | | | | | | | | |
| Andruw Jones, R OBP: 0.347, SLG: 0.701 (1,8) | | K | | G5-3 | | | K | | K | 4 | 0 | 0 | 0 | 0 | 3 | 0 | | | | | | | | | | | |
| Adam LaRoche, L OBP: 0.302, SLG: 0.552 (1,3) | F7 | | | | K | | P5 | | K | 4 | 0 | 0 | 0 | 0 | 2 | 0 | | | | | | | | | | | |
| 7 Jeff Francoeur, R OBP: 0.211, SLG: 0.348 (1,9) | F8 | | | | L8 | | | P3 | G6-3 | 4 | 0 | 0 | 0 | 0 | 0 | 0 | | | | | | | | | | | |
| 16 Brian McCann, L OBP: 0.327, SLG: 0.583 (1,2) | | | 1B | | 2B | | | 1B 2B | | 3 | 1 | 3 | 0 | 0 | 0 | 0 | | | | | | | | | | | |
| Tony Pena Jr., R OBP: 0.222, SLG: 0.125 (1,6) | | | K | | K | | | 1B | | 3 | 1 | 1 | 0 | 0 | 2 | 2 | | | | | | | | | | | |
| 29 John Smoltz, R Brian Jordan, R Ken Ray, R 23 Matt Diaz, R 40 Lance Cormier, R Mike Remlinger, L Oscar Villarreal, L | | | SH3-4 | | | P4 | | SF9 | | 0 | 0 | 0 | 0 | 0 | 0 | 0 | | | | | | | | | | | |
| Inning Stats | R: 0 E: 0 K: 1 S: 8 | H: 0 LOB: 0 BB: 0 P: 8 | R: 0 E: 0 K: 1 S: 7 | H: 0 LOB: 0 BB: 0 P: 13 | R: 0 E: 0 K: 1 S: 10 | H: 1 LOB: 1 BB: 0 P: 14 | R: 0 E: 0 K: 1 S: 6 | H: 0 LOB: 0 BB: 0 P: 8 | R: 0 E: 0 K: 2 S: 12 | H: 0 LOB: 0 BB: 0 P: 16 | R: 0 E: 0 K: 0 S: 6 | H: 0 LOB: 0 BB: 0 P: 8 | R: 0 E: 0 K: 2 S: 8 | H: 0 LOB: 0 BB: 0 P: 14 | R: 3 E: 0 K: 1 S: 19 | H: 4 LOB: 1 BB: 0 P: 26 | | R: 0 E: 0 K: 2 S: 11 | H: 0 LOB: 0 BB: 0 P: 14 | 1B: 3 2B: 2 3B: 1 HR: 0 | SF: 1 SAC: 1 DP: 0 HBP: 0 | WP: 0 PB: 0 SB: 0 CS: 0 | PA: 33 | | | | |
| PITCHER | IP | WLS | BF | H | R | ER | SO | BB | IBB | HBP | BLK | WP | HR | S | P | ERA | WHIP | | | | | | | | | | |
| 22 John Patterson, R ERA: 3.86 (1,1) | 7.2 | | 28 | 5 | 3 | 3 | 8 | 0 | 0 | 0 | 0 | 0 | 0 | 70 | 99 | 3.52 | 0.652 | | | | | | | | | | |
| Mike Stanton, L ERA: 2.94 (8,1) | 0.1 | W | 2 | 1 | 0 | 0 | 1 | 0 | 0 | 0 | 0 | 0 | 0 | 6 | 8 | 0.00 | 3.000 | | | | | | | | | | |
| 32 Chad Cordero, R ERA: 3.38 (9,1) | 1.0 | | 3 | 0 | 0 | 0 | 2 | 0 | 0 | 0 | 0 | 0 | 0 | 11 | 14 | 0.00 | 0.000 | | | | | | | | | | |

| Batter | 1 | 2 | 3 | 4 | 5 | 6 | 7 | 8 | 9 | AB | R | H | RBI | BB | SO | LOB | BOTTOM | | | | | | | | | | |
|--|-------------------------------|----------------------------------|------------------------------|---------------------------------|-------------------------------|----------------------------------|------------------------------|----------------------------------|------------------------------|---------------------------------|-------------------------------|----------------------------------|-------------------------------|----------------------------------|-------------------------------|----------------------------------|---|------------------------------------|----------------------------------|--------|--|--|--|--|--|--|--|
| Alfonso Soriano, R OBP: 0.377, SLG: 0.653 (1,7) | HR | | HR | | | F9 | | CS 2B | | 5 | 3 | 4 | 5 | 0 | 0 | 0 | Atlanta Braves @ Washington Nationals Robert F. Kennedy Memorial Stadium, Washington, DC Fri Apr 21 2006, 7:05 PM EDT Att: 24,597 - Overcast - 57 F | | | | | | | | | | |
| Jose Vidro, S OBP: 0.414, SLG: 0.578 (1,4) | 1B | | F8 | | G6-3 | | 24 1B | HR | | 4 | 0 | 2 | 0 | 1 | 0 | 0 | | | | | | | | | | | |
| 24 Nick Johnson, L OBP: 0.507, SLG: 0.700 (1,3) | K | | G4-3 | | F7 | | 2-3 BB | 3B | | 5 | 0 | 1 | 0 | 0 | 2 | 3 | | | | | | | | | | | |
| Jose Guillen, R OBP: 0.364, SLG: 0.438 (1,9) | 1B | | 1B 2B | | F7 | | FC6-4 | | | 4 | 1 | 2 | 0 | 0 | 0 | 2 | | | | | | | | | | | |
| 11 Ryan Zimmerman, R OBP: 0.329, SLG: 0.338 (1,5) | L7 | | FC4-6 1B | | 1B BB | | | G5-3 | | 3 | 0 | 1 | 1 | 1 | 0 | 2 | | | | | | | | | | | |
| Ryan Church, L OBP: 0.400, SLG: 0.880 (1,8) | K | | FC4-6 | | F9 | | WP | 3B | | 4 | 1 | 1 | 0 | 0 | 1 | 4 | | | | | | | | | | | |
| Royce Clayton, R ERA: 4.15 (1,6) | | | G6-3 1B | | K | | | L9 WP | | 3 | 0 | 2 | 0 | 0 | 1 | 0 | | | | | | | | | | | |
| Daryle Ward, L OBP: 0.462, SLG: 1.091 (8, PH) | | | | | | | | HR IBB | | 0 | 0 | 0 | 0 | 1 | 0 | 0 | | | | | | | | | | | |
| Damian Jackson, R OBP: 0.214, SLG: 0.308 (9,6) | | | | | | | | | | 0 | 1 | 0 | 0 | 0 | 0 | 0 | | | | | | | | | | | |
| Brian Schneider, L OBP: 0.306, SLG: 0.222 (1,2) | | | G6-3 | | P6 | | | HR BB | | 3 | 0 | 0 | 0 | 0 | 0 | 3 | | | | | | | | | | | |
| Matthew LeCroy, R OBP: 0.429, SLG: 0.364 (9,2) | | | G6-3 | | G4-3 | | | HR | | 0 | 1 | 0 | 0 | 1 | 0 | 0 | | | | | | | | | | | |
| 22 John Patterson, R OBP: 0.143, SLG: 0.143 (1,1) | | | G6-3 | | | | | L9 | | 3 | 0 | 0 | 0 | 0 | 1 | 0 | | | | | | | | | | | |
| Mike Stanton, L OBP: 0.395, SLG: 0.344 (8, PH) | | | | | | | | | | 0 | 0 | 0 | 0 | 0 | 0 | 0 | | | | | | | | | | | |
| Marlon Byrd, R OBP: 0.278, SLG: 0.133 (8, PH) | | | | | | | | | | 0 | 0 | 0 | 0 | 0 | 0 | 0 | | | | | | | | | | | |
| 32 Chad Cordero, R ERA: 2.08 (9,1) | | | | | | | | | | 0 | 0 | 0 | 0 | 0 | 0 | 0 | | | | | | | | | | | |
| Inning Stats | R: 1 E: 0 K: 2 S: 17 | H: 3 LOB: 2 BB: 0 P: 29 | R: 0 E: 0 K: 0 S: 6 | H: 1 LOB: 0 BB: 0 P: 8 | R: 2 E: 0 K: 0 S: 13 | H: 3 LOB: 1 BB: 0 P: 19 | R: 0 E: 0 K: 1 S: 7 | H: 0 LOB: 0 BB: 0 P: 10 | R: 0 E: 0 K: 0 S: 6 | H: 0 LOB: 0 BB: 0 P: 8 | R: 0 E: 0 K: 0 S: 12 | H: 1 LOB: 2 BB: 1 P: 21 | R: 0 E: 0 K: 1 S: 10 | H: 2 LOB: 1 BB: 1 P: 18 | R: 4 E: 0 K: 1 S: 18 | H: 3 LOB: 2 BB: 2 P: 36 | 1B: 6 2B: 2 3B: 2 HR: 3 | SF: 0 SAC: 0 DP: 1 HBP: 0 | WP: 1 PB: 0 SB: 0 CS: 1 | PA: 39 | | | | | | | |
| PITCHER | IP | WLS | BF | H | R | ER | SO | BB | IBB | HBP | BLK | WP | HR | S | P | ERA | WHIP | | | | | | | | | | |
| 29 John Smoltz, R Ken Ray, R 40 Lance Cormier, R Mike Remlinger, L Oscar Villarreal, R | 5.0 | | 10 | 3 | 0 | 0 | 1 | 2 | 0 | 0 | 0 | 0 | 0 | 22 | 39 | 0.00 | 2.500 | | | | | | | | | | |
| | 0.1 | L | 3 | 1 | 2 | 2 | 0 | 0 | 1 | 0 | 0 | 0 | 0 | 9 | 18 | 54.00 | 3.000 | | | | | | | | | | |
| | 0.0 | | 1 | 0 | 0 | 0 | 0 | 1 | 0 | 0 | 0 | 1 | 0 | 1 | 5 | = | = | | | | | | | | | | |
| | 0.2 | | 4 | 2 | 2 | 2 | 1 | 0 | 0 | 0 | 0 | 0 | 1 | 8 | 13 | 27.00 | 3.000 | | | | | | | | | | |



| Batter | 1 | 2 | 3 | 4 | 5 | 6 | 7 | 8 | 9 | AB | R | H | RBI | BB | SO | LOB | TOP | | | | | | | | |
|---|-------------------------------|----------------------------------|------------------------------|---------------------------------|-------------------------------|----------------------------------|------------------------------|----------------------------------|-------------------------------|----------------------------------|------------------------------|---------------------------------|------------------------------|----------------------------------|-------------------------------|----------------------------------|--|----------------------------------|----------------------------------|------------------------------------|----------------------------------|--------|--|--|--|
| 4 Pete Orr, L OBP: 0.206, SLG: 0.303 Chris Reitsma, R Mike Remlinger, L | G3 | | G6-3 | | G1-3 | | | HR | | 3 | 1 | 0 | 0 | 1 | 0 | 3 | Atlanta Braves @ Washington Nationals Robert F. Kennedy Memorial Stadium, Washington, DC Sun Apr 23 2006, 8:05 PM EDT Att: 21,569 - Clear - 64 F livebaseballscorecards.com | | | | | | | | |
| Wilson Betemit, S OBP: 0.370, SLG: 0.500 | G3-1 | | | CS | | L7 | | HR | | 4 | 1 | 2 | 3 | 0 | 0 | 0 | | | | | | | | | |
| Ryan Langerhans, L OBP: 0.391, SLG: 0.536 | | | | SAFE | | L4 | | K | | 4 | 0 | 1 | 0 | 0 | 2 | 1 | | | | | | | | | |
| Andruw Jones, R OBP: 0.342, SLG: 0.671 | K | | | | G6-3 | | | | | 3 | 0 | 0 | 0 | 1 | 1 | 1 | | | | | | | | | |
| Adam LaRoche, L OBP: 0.299, SLG: 0.525 | | P5 | | | | F9 | | | | 3 | 0 | 0 | 0 | 1 | 0 | 1 | | | | | | | | | |
| 7 Jeff Francoeur, R OBP: 0.213, SLG: 0.333 | | | G5-3 | | | 24 BB | 16 BB | | | 3 | 0 | 0 | 0 | 0 | 1 | 1 | | | | | | | | | |
| 16 Brian McCann, L OBP: 0.321, SLG: 0.558 | | | P4 | | | | | | | 4 | 0 | 1 | 0 | 0 | 0 | 1 | | | | | | | | | |
| 24 Martin Prado, R OBP: 0.750, SLG: 1.500 | | | G3-1 | | | | | | | 2 | 1 | 1 | 0 | 2 | 0 | 0 | | | | | | | | | |
| John Thomson, R OBP: 0.375, SLG: 0.625 40 Lance Cormier, R | | | K | | | | | | | 2 | 0 | 0 | 0 | 0 | 2 | 3 | | | | | | | | | |
| 23 Matt Diaz, R OBP: 0.208, SLG: 0.238 Tony Pena Jr., R OBP: 0.200, SLG: 0.111 | | | | | | | | F9 | | 0 | 0 | 0 | 0 | 0 | 0 | 0 | | | | | | | | | |
| Inning Stats | R: 0 E: 0 K: 1 S: 14 | H: 1 LOB: 1 BB: 0 P: 17 | R: 0 E: 0 K: 0 S: 5 | H: 0 LOB: 0 BB: 0 P: 8 | R: 0 E: 0 K: 1 S: 11 | H: 0 LOB: 0 BB: 0 P: 18 | R: 0 E: 0 K: 1 S: 7 | H: 1 LOB: 0 BB: 0 P: 11 | R: 0 E: 0 K: 0 S: 15 | H: 0 LOB: 0 BB: 1 P: 23 | R: 0 E: 0 K: 0 S: 5 | H: 0 LOB: 0 BB: 0 P: 8 | R: 0 E: 0 K: 1 S: 8 | H: 0 LOB: 0 BB: 1 P: 15 | R: 3 E: 0 K: 1 S: 19 | H: 2 LOB: 1 BB: 2 P: 32 | R: 0 E: 0 K: 1 S: 6 | H: 0 LOB: 1 BB: 1 P: 12 | 1B: 3 2B: 1 3B: 1 HR: 1 | SF: 0 SAC: 0 DP: 1 HBP: 1 | WP: 0 PB: 0 SB: 0 CS: 2 | PA: 37 | | | |
| PITCHER | IP | WLS | BF | H | R | ER | SO | BB | IBB | HBP | BLK | WP | HR | S | P | ERA | WHIP | | | | | | | | |
| Tony Amas, R ERA: 2.7 | 6.1 | | 24 | 3 | 0 | 0 | 5 | 2 | 0 | 1 | 0 | 0 | 0 | 61 | 94 | 0.00 | 0.789 | | | | | | | | |
| Mike Stanton, L ERA: 2.7 | 0.1 | H | 1 | 0 | 0 | 0 | 0 | 0 | 0 | 0 | 0 | 0 | 0 | 1 | 1 | 0.00 | 0.000 | | | | | | | | |
| Felix Rodriguez, R ERA: 4.5 | 0.1 | H | 0 | 0 | 0 | 0 | 0 | 0 | 0 | 0 | 0 | 0 | 0 | 3 | 5 | 0.00 | 0.000 | | | | | | | | |
| Gary Majewski, R ERA: 3.95 | 1.0 | L | 7 | 2 | 3 | 3 | 1 | 2 | 0 | 0 | 0 | 0 | 1 | 19 | 32 | 27.00 | 4.000 | | | | | | | | |
| Joey Eischen, L ERA: 15.0 | 1.0 | | 4 | 0 | 0 | 0 | 1 | 1 | 0 | 0 | 0 | 0 | 0 | 6 | 12 | 0.00 | 1.000 | | | | | | | | |

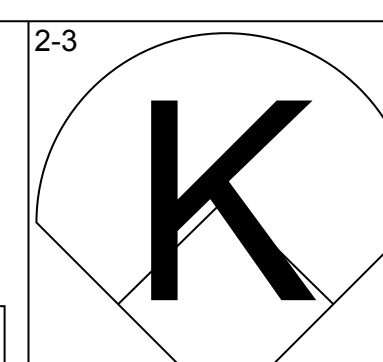
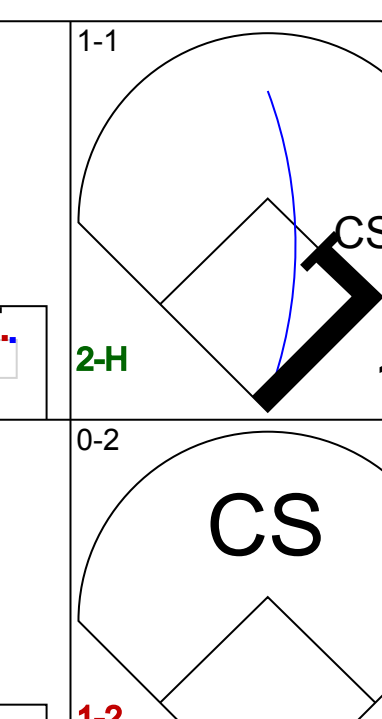
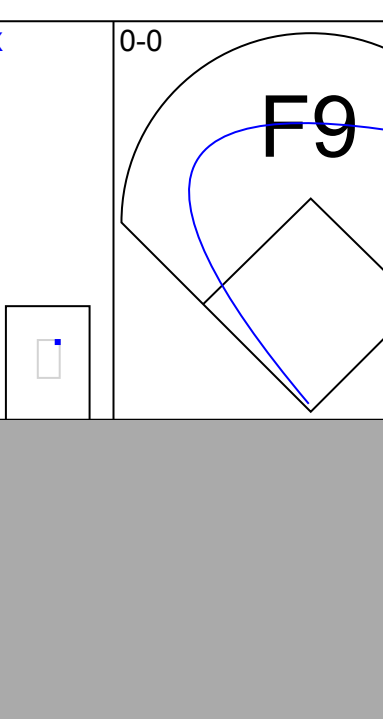
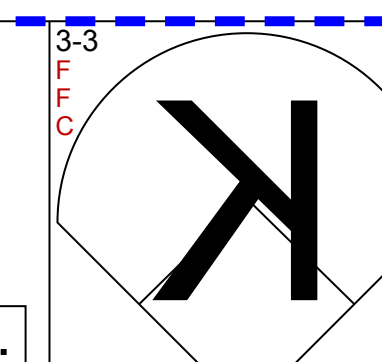
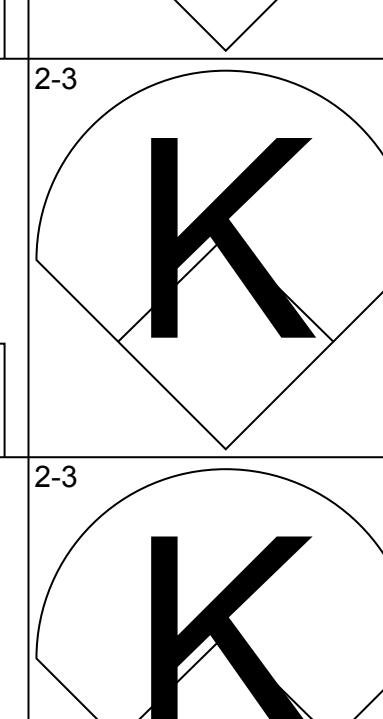
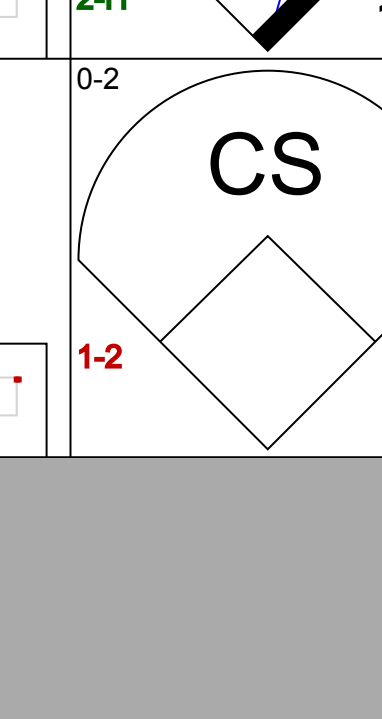
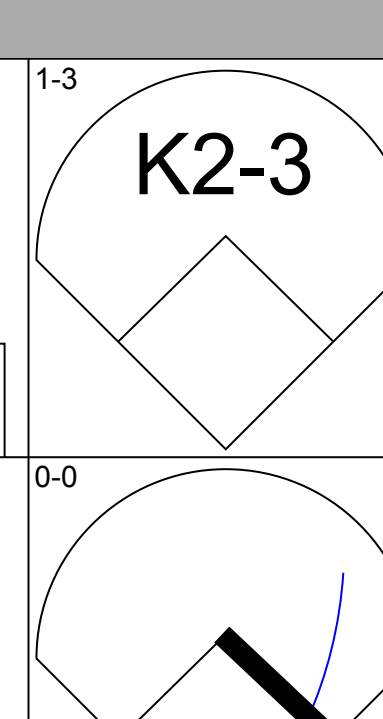
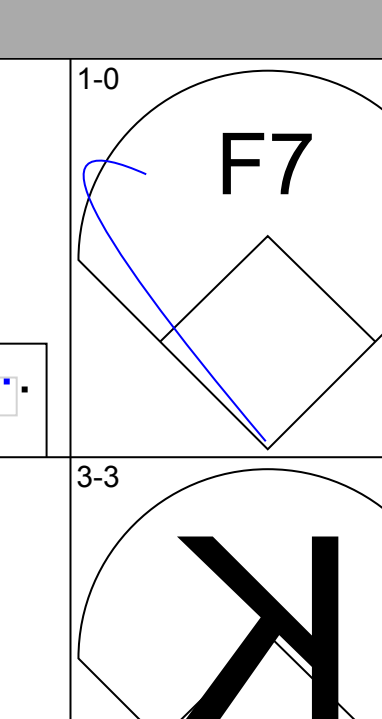
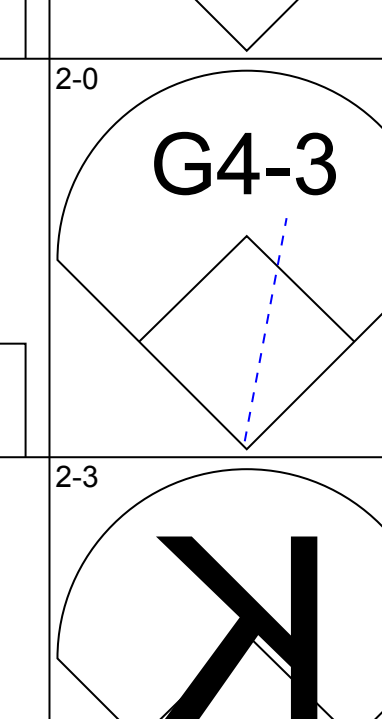
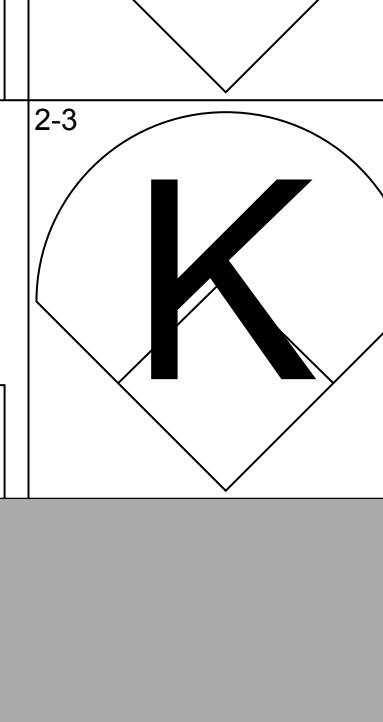
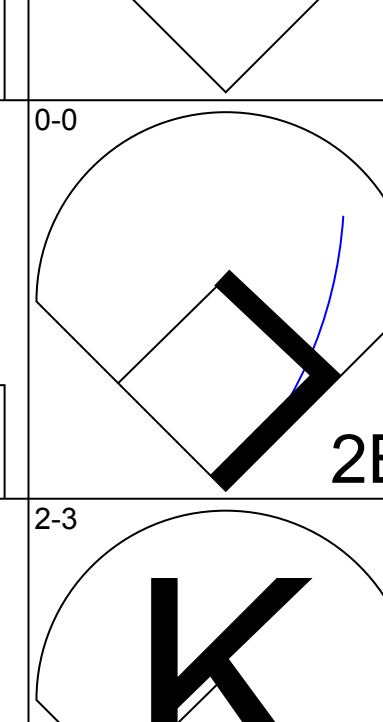
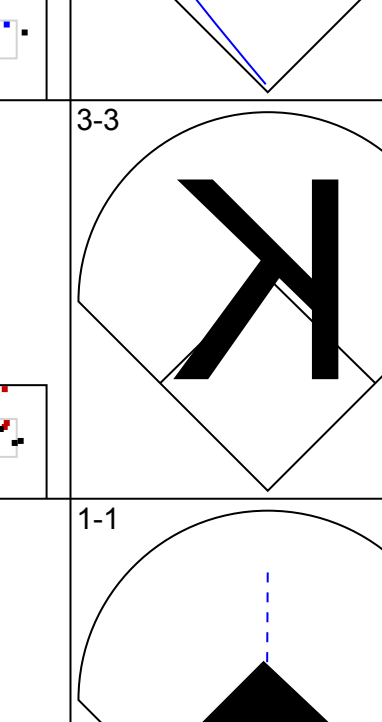
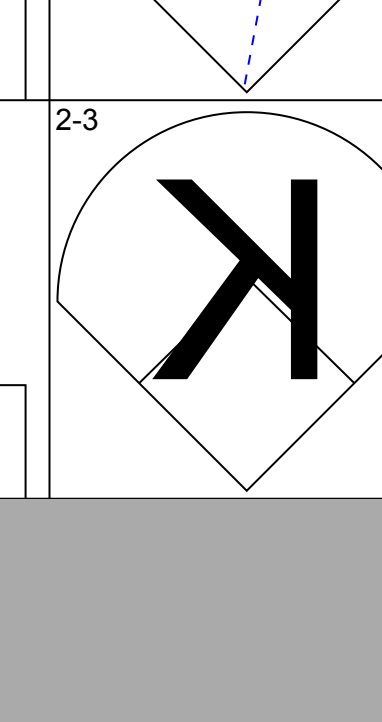
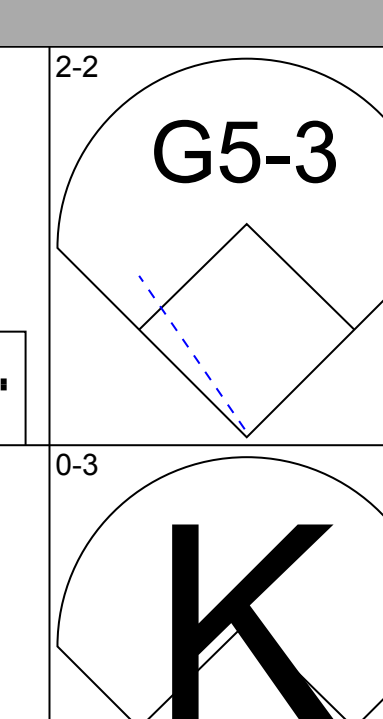
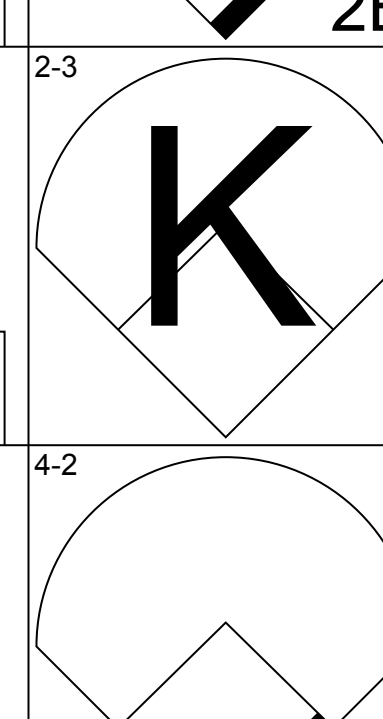
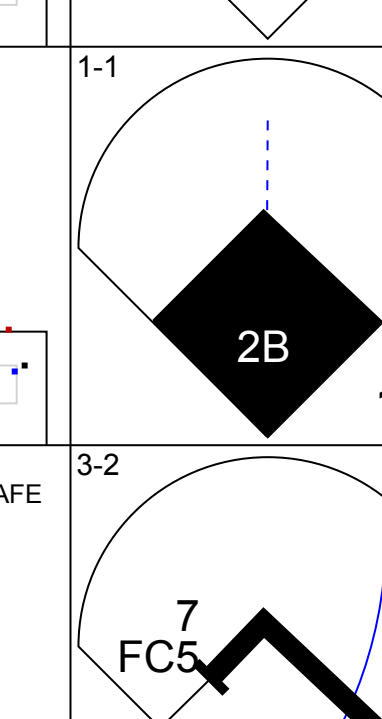
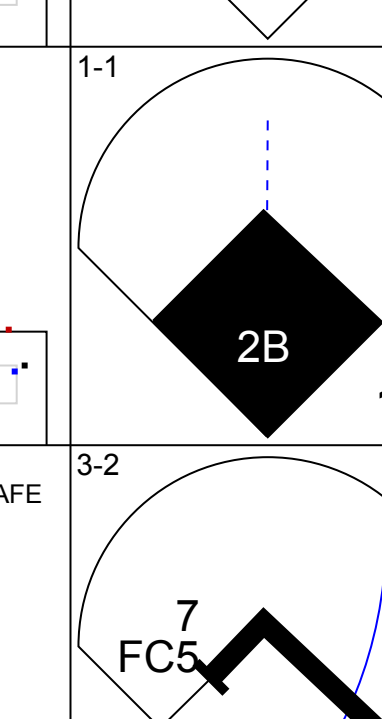
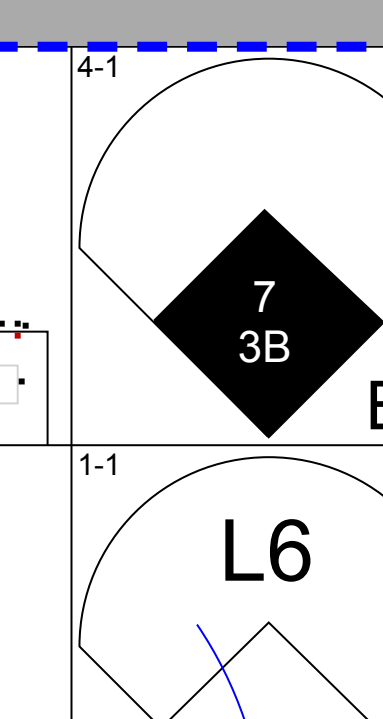
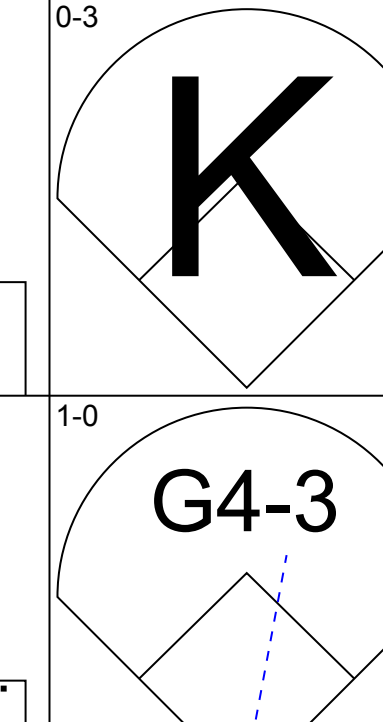
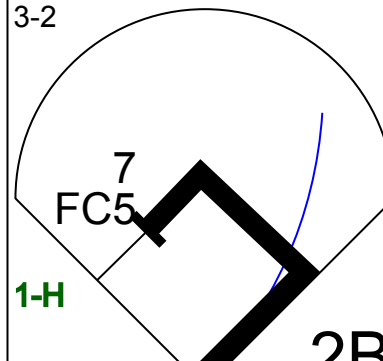
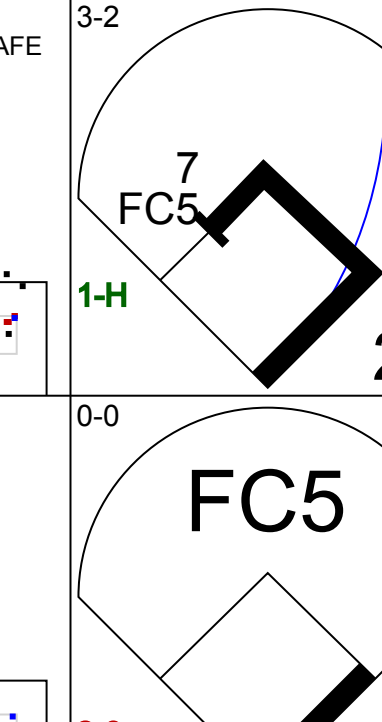
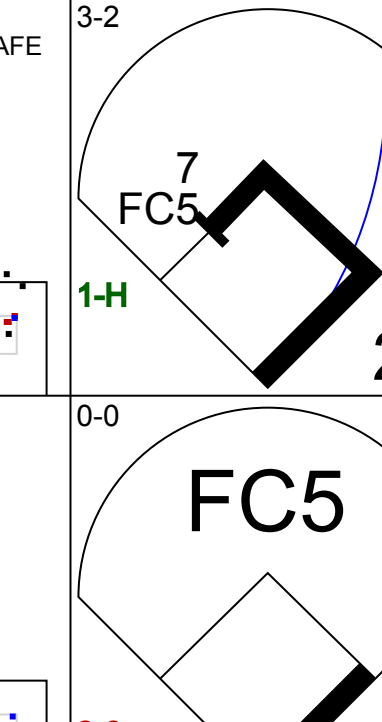
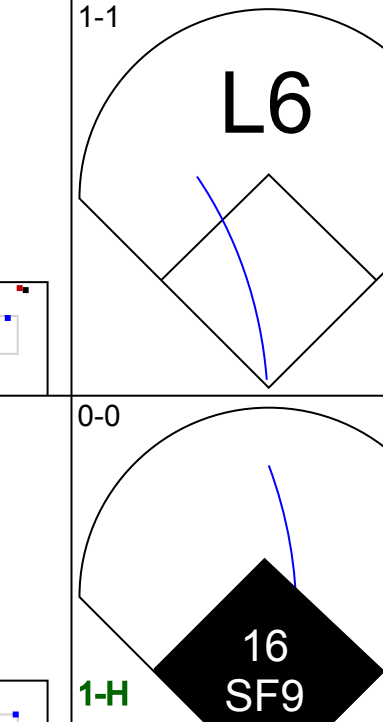
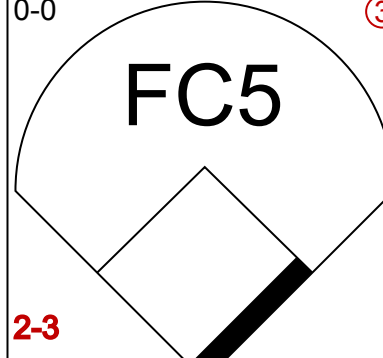
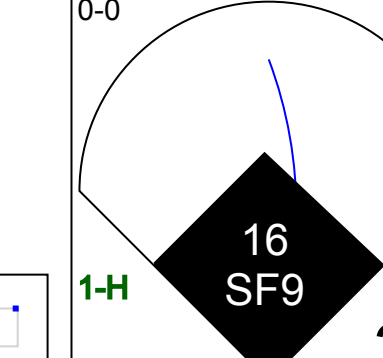
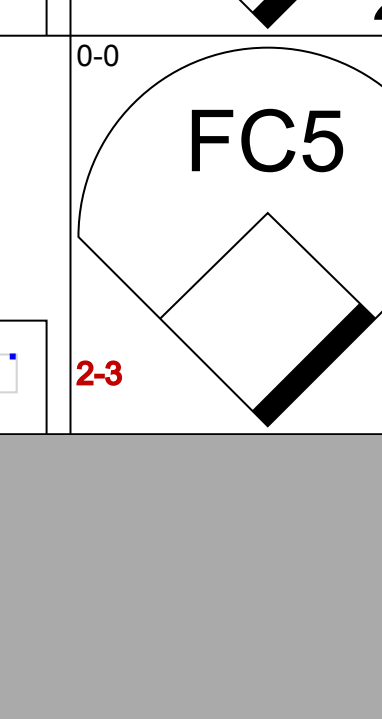
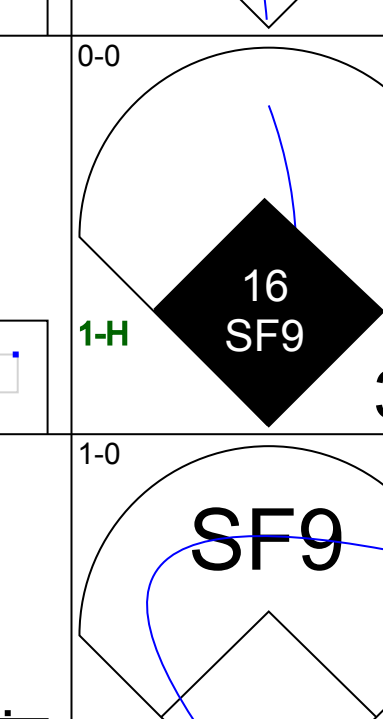
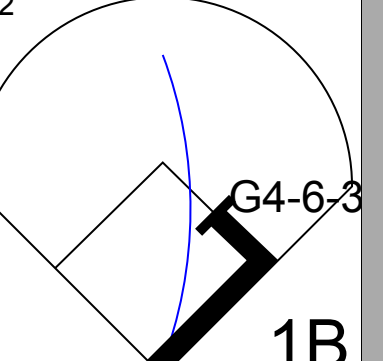
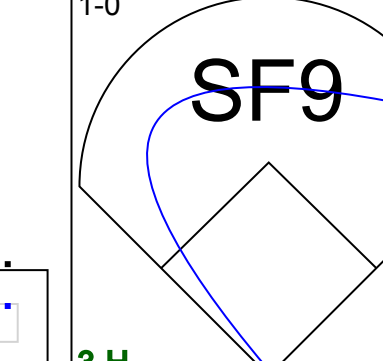
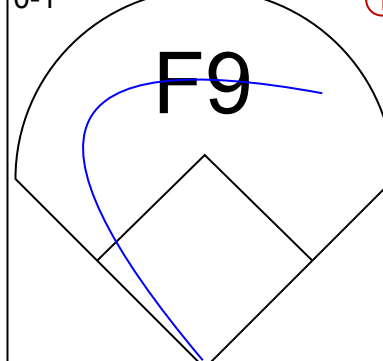
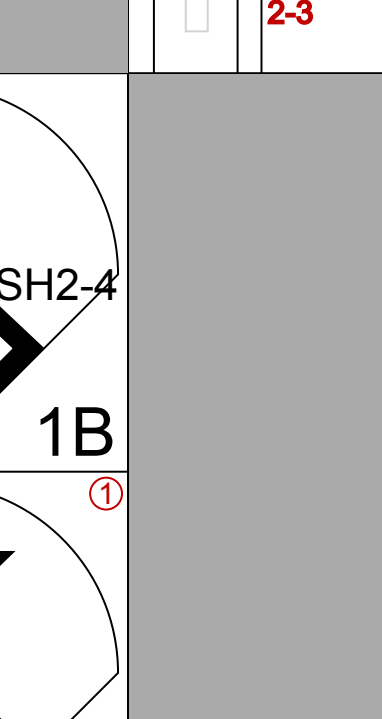
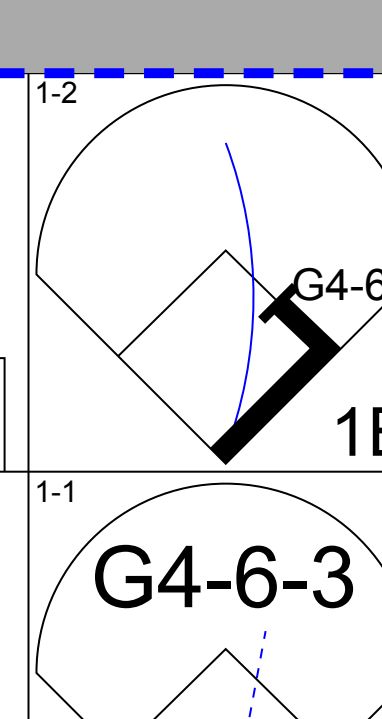
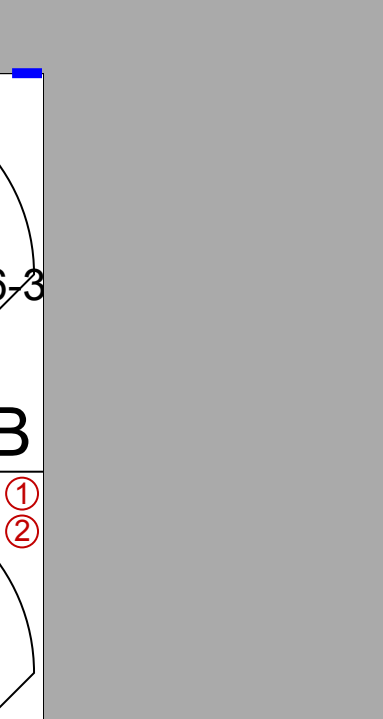
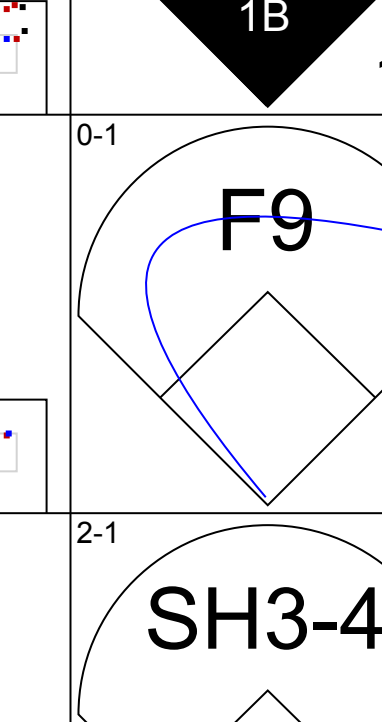
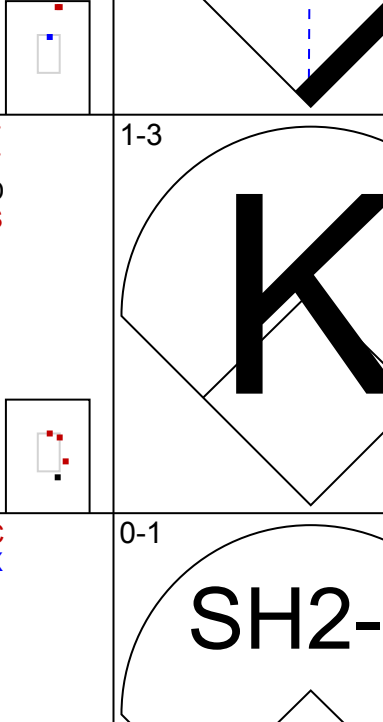
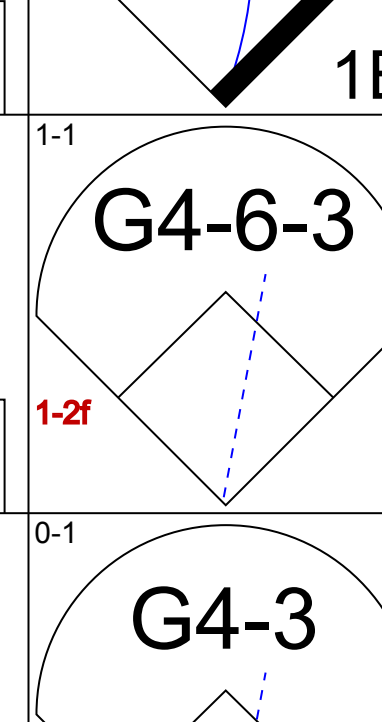
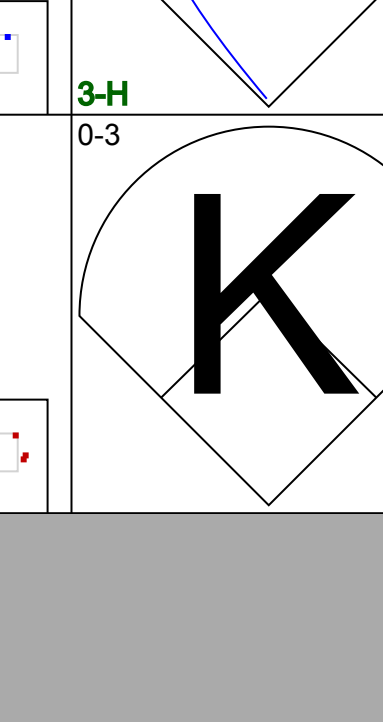
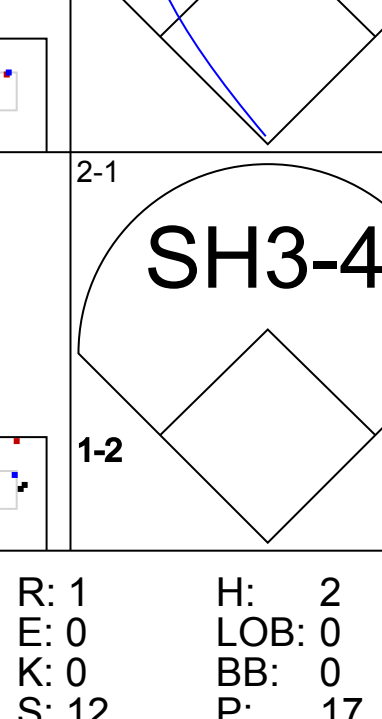
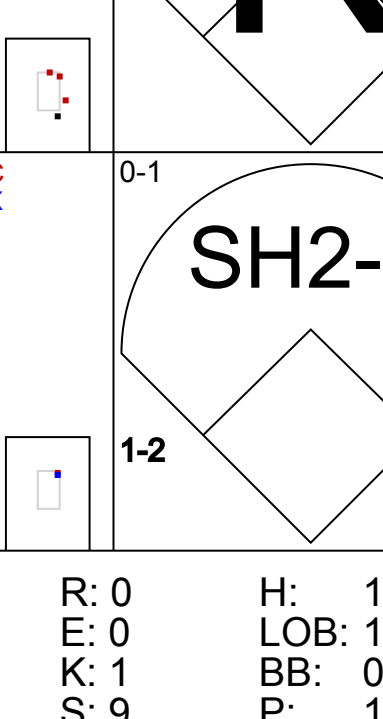
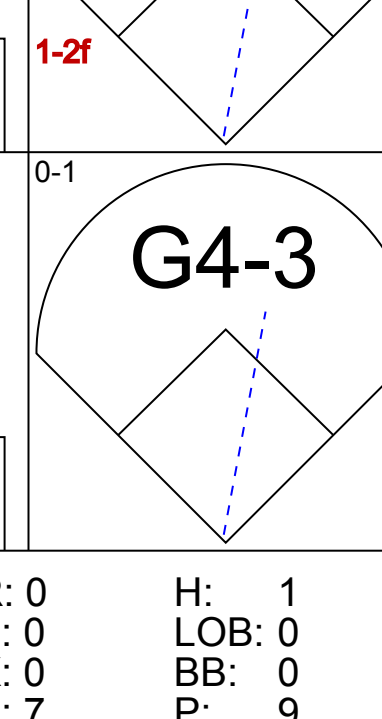
| Batter | 1 | 2 | 3 | 4 | 5 | 6 | 7 | 8 | 9 | AB | R | H | RBI | BB | SO | LOB | BOTTOM | | | | | | | | |
|--|-------------------------------|----------------------------------|-------------------------------|----------------------------------|------------------------------|---------------------------------|------------------------------|----------------------------------|-------------------------------|----------------------------------|------------------------------|----------------------------------|------------------------------|----------------------------------|-------------------------------|----------------------------------|--|----------------------------------|----------------------------------|------------------------------------|----------------------------------|--------|--|--|--|
| Alfonso Soriano, R OBP: 0.378, SLG: 0.632 | G4-6-3 | | F9 | | | | G6-3 | | FC6-4 | 4 | 0 | 1 | 0 | 1 | 0 | 1 | Atlanta Braves @ Washington Nationals Robert F. Kennedy Memorial Stadium, Washington, DC Sun Apr 23 2006, 8:05 PM EDT Att: 21,569 - Clear - 64 F livebaseballscorecards.com | | | | | | | | |
| Jose Vidro, S OBP: 0.413, SLG: 0.559 Brendan Harris, R OBP: 0.286, SLG: 0.167 | G4-6-3 | | F8 | | | | L3 | | | 4 | 0 | 1 | 0 | 1 | 0 | 1 | | | | | | | | | |
| 24 Nick Johnson, L OBP: 0.500, SLG: 0.692 | | | | | | | | | | 0 | 0 | 0 | 0 | 0 | 0 | 0 | | | | | | | | | |
| 24 Nick Johnson, L OBP: 0.500, SLG: 0.692 | | | K | | | | | | | 5 | 1 | 2 | 0 | 0 | 2 | 4 | | | | | | | | | |
| Jose Guillen, R OBP: 0.373, SLG: 0.451 | | | | | | | | | | 3 | 0 | 1 | 1 | 1 | 1 | 1 | | | | | | | | | |
| 11 Ryan Zimmerman, R OBP: 0.325, SLG: 0.333 | | | | | | | | | | 4 | 0 | 1 | 0 | 0 | 2 | 5 | | | | | | | | | |
| Ryan Church, L OBP: 0.412, SLG: 0.862 | | | | | | | | | | 4 | 0 | 2 | 0 | 0 | 1 | 0 | | | | | | | | | |
| Royce Clayton, R OBP: 0.254, SLG: 0.290 Daryle Ward, L OBP: 0.429, SLG: 1.000 Joey Eischen, L | | | | | | | | | | 2 | 0 | 2 | 0 | 1 | 0 | 0 | | | | | | | | | |
| Brian Schneider, L OBP: 0.303, SLG: 0.211 | | | | | | | | | | 1 | 0 | 0 | 0 | 0 | 0 | 2 | | | | | | | | | |
| Brian Schneider, L OBP: 0.303, SLG: 0.211 | | | | | | | | | | 0 | 0 | 0 | 0 | 0 | 0 | 0 | | | | | | | | | |
| Tony Amas, R Mike Stanton, L Felix Rodriguez, R Marlon Anderson, L Gary Majewski, R Damian Jackson, R OBP: 0.207, SLG: 0.339 | | | | | | | | | | 1 | 0 | 1 | 0 | 0 | 0 | 0 | | | | | | | | | |
| Inning Stats | R: 1 E: 0 K: 1 S: 14 | H: 2 LOB: 1 BB: 1 P: 21 | R: 0 E: 0 K: 1 S: 10 | H: 1 LOB: 1 BB: 1 P: 18 | R: 0 E: 0 K: 1 S: 7 | H: 0 LOB: 0 BB: 0 P: 7 | R: 0 E: 0 K: 0 S: 4 | H: 2 LOB: 2 BB: 1 P: 12 | R: 0 E: 0 K: 2 S: 12 | H: 1 LOB: 3 BB: 2 P: 25 | R: 0 E: 0 K: 0 S: 9 | H: 1 LOB: 0 BB: 0 P: 14 | R: 0 E: 0 K: 0 S: 8 | H: 0 LOB: 0 BB: 0 P: 11 | R: 0 E: 0 K: 1 S: 14 | H: 2 LOB: 2 BB: 0 P: 25 | R: 0 E: 0 K: 0 S: 12 | H: 2 LOB: 2 BB: 0 P: 20 | 1B: 8 2B: 3 3B: 0 HR: 0 | SF: 0 SAC: 0 DP: 2 HBP: 0 | WP: 0 PB: 0 SB: 0 CS: 2 | PA: 39 | | | |
| PITCHER | IP | WLS | BF | H | R | ER | SO | BB | IBB | HBP | BLK | WP | HR | S | P | ERA | WHIP | | | | | | | | |
| John Thomson, R ERA: 1.31 | 6.0 | | 26 | 7 | 1 | 1 | 5 | 3 | 2 | 0 | 0 | 0 | 0 | 56 | 97 | 1.50 | 1.667 | | | | | | | | |
| 40 Lance Cormier, R ERA: 2.25 | 1.0 | W | 3 | 0 | 0 | 0 | 0 | 0 | 0 | 0 | 0 | 0 | 0 | 8 | 11 | 0.00 | 0.000 | | | | | | | | |
| Chris Reitsma, R ERA: 4.91 | 1.2 | H | 9 | 4 | 0 | 0 | 1 | 0 | 0 | 0 | 0 | 0 | 0 | 22 | 39 | 0.00 | 2.400 | | | | | | | | |
| Mike Remlinger, L ERA: 4.76 | 0.1 | S | 1 | 0 | 0 | 0 | 0 | 0 | 0 | 0 | 0 | 0 | 0 | 4 | 6 | 0.00 | 0.000 | | | | | | | | |

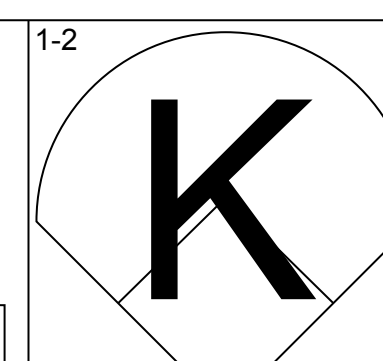
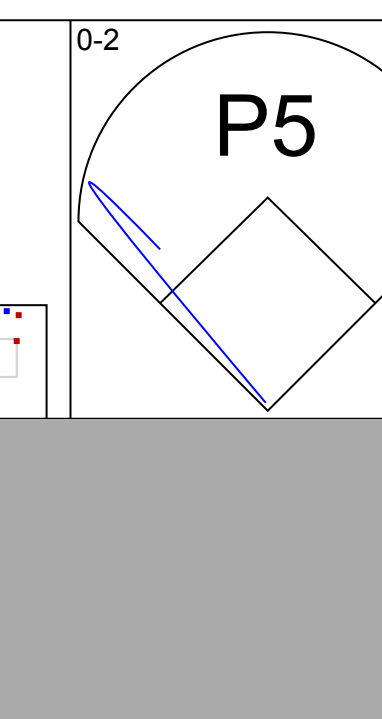
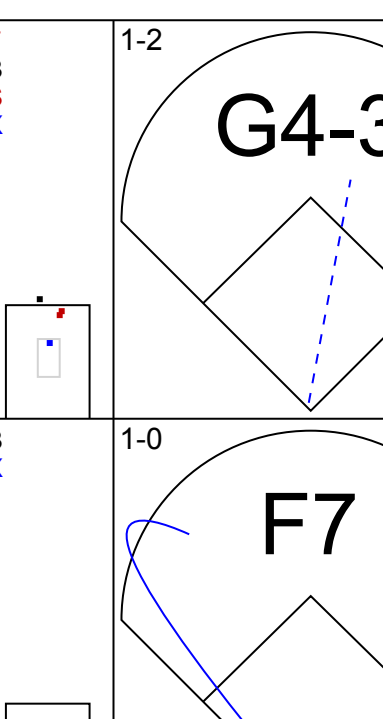
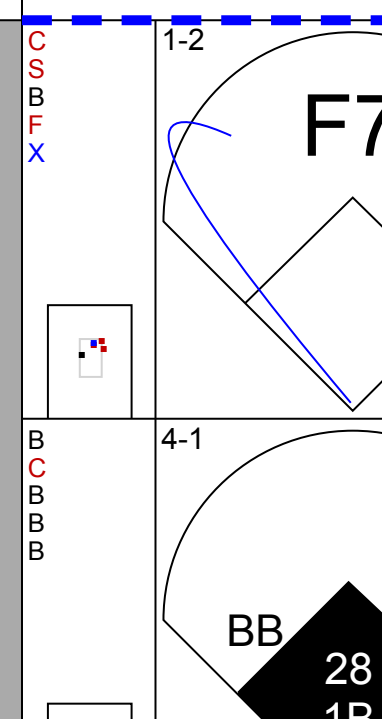
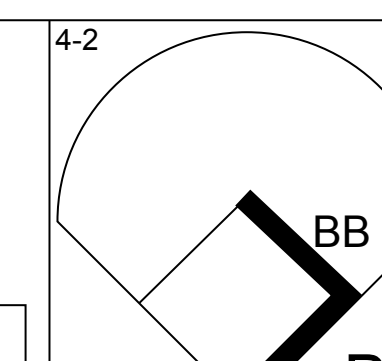
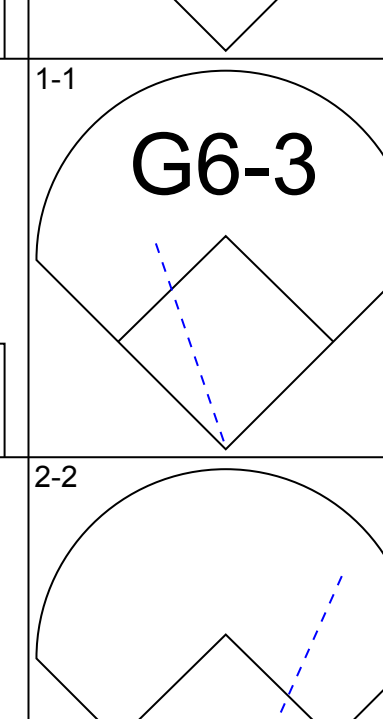
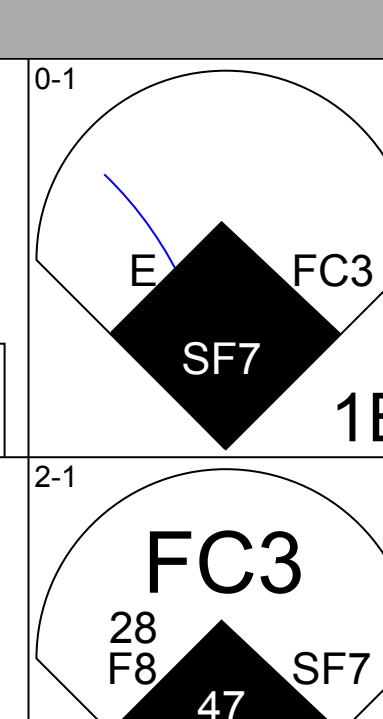
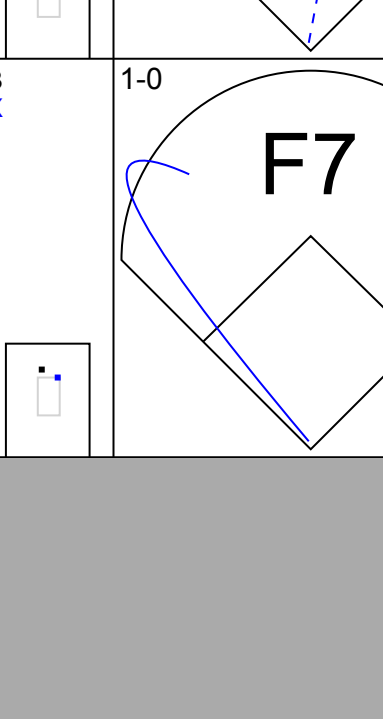
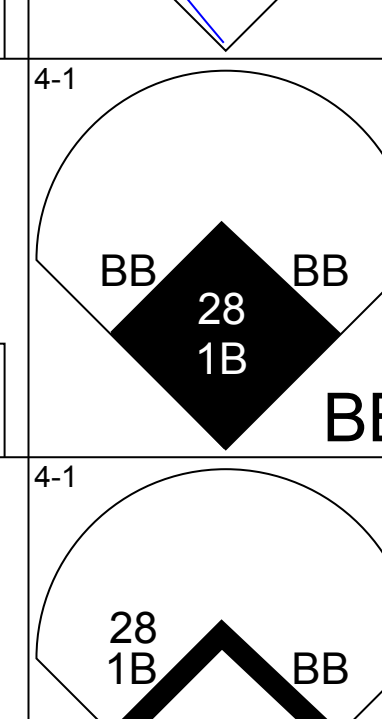
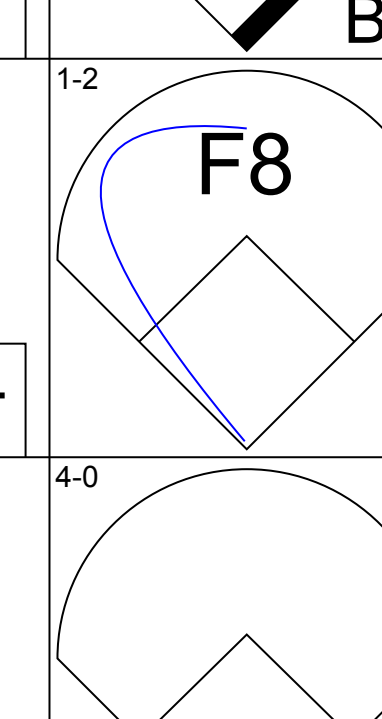
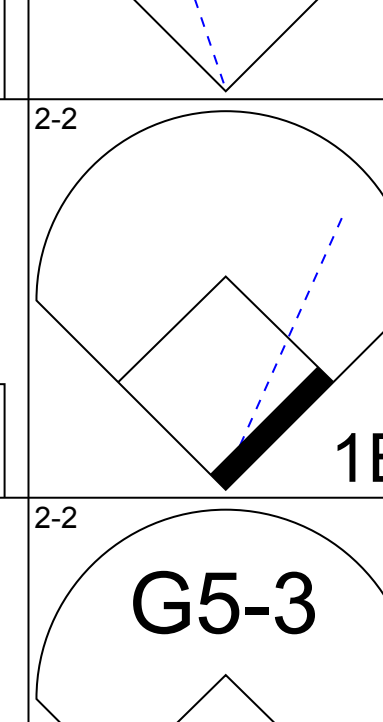
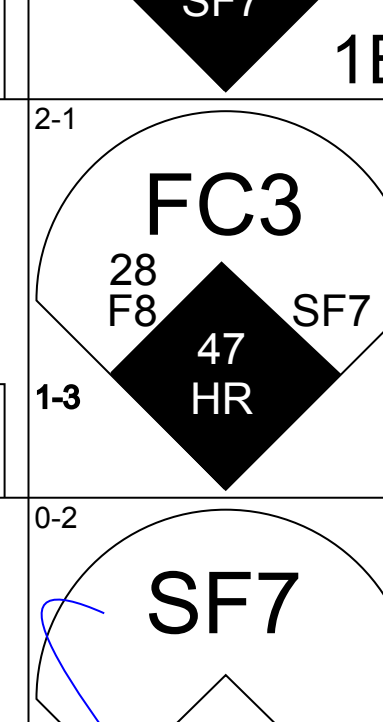
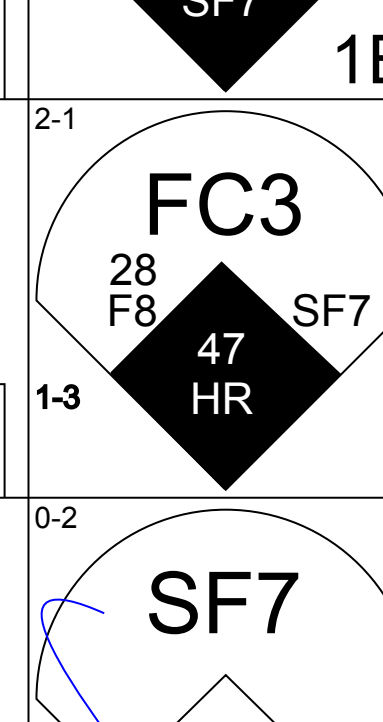
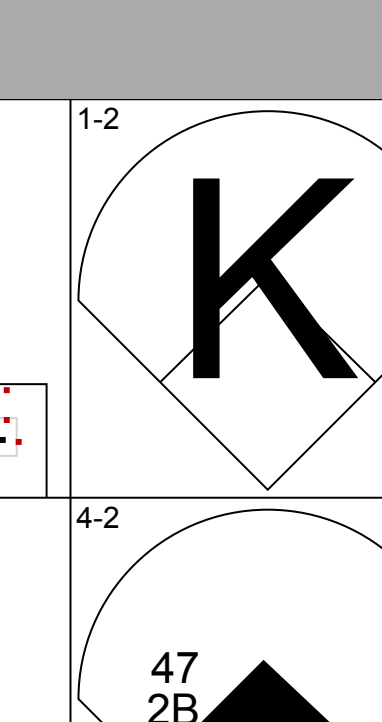
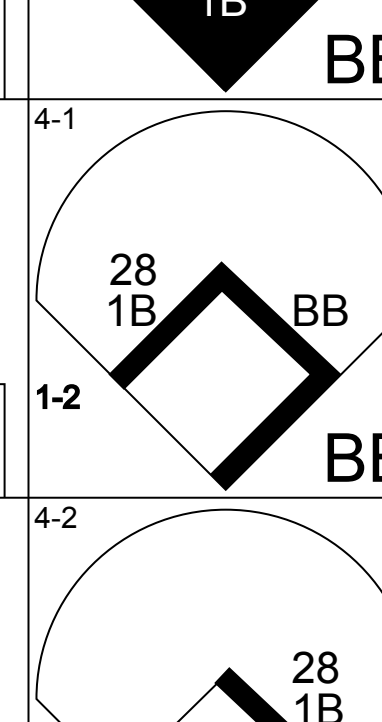
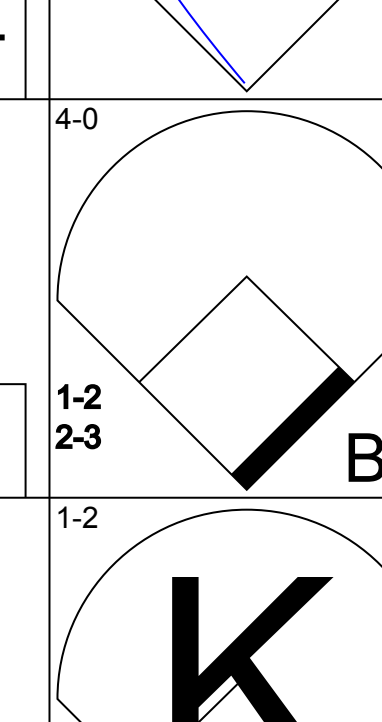
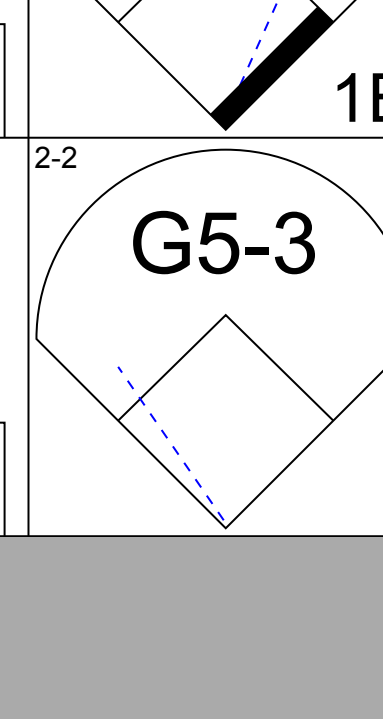
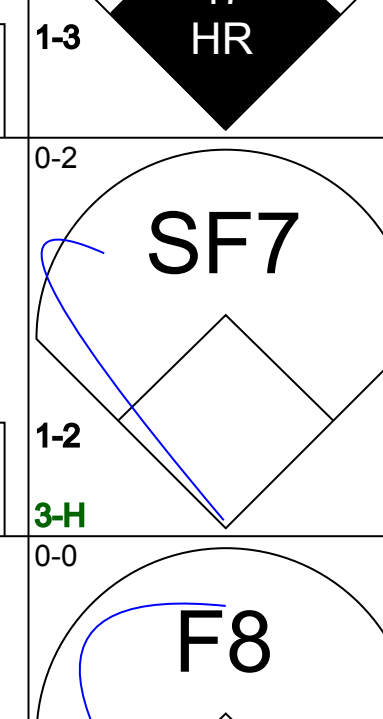
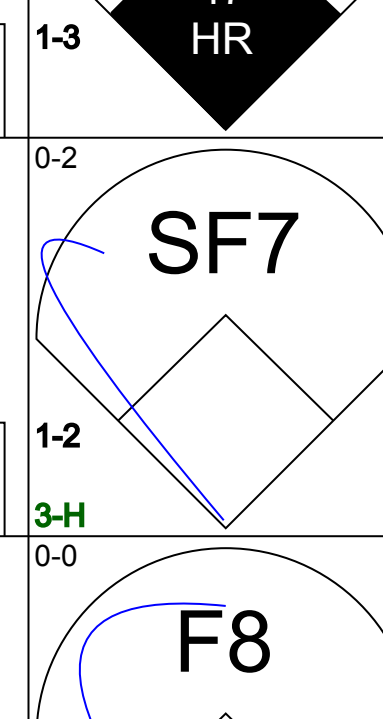
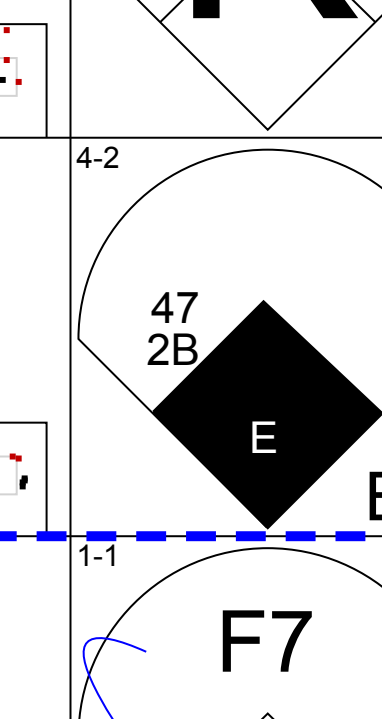
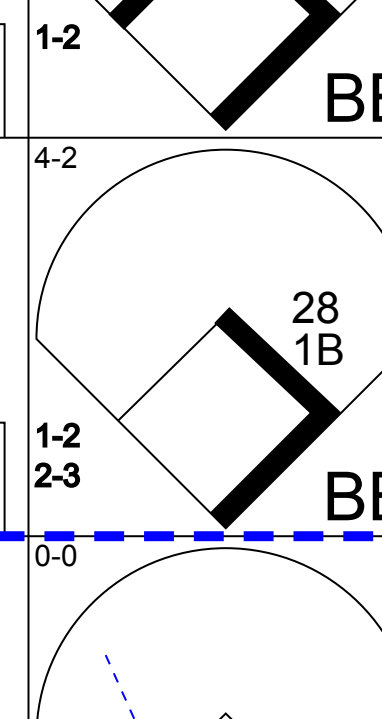
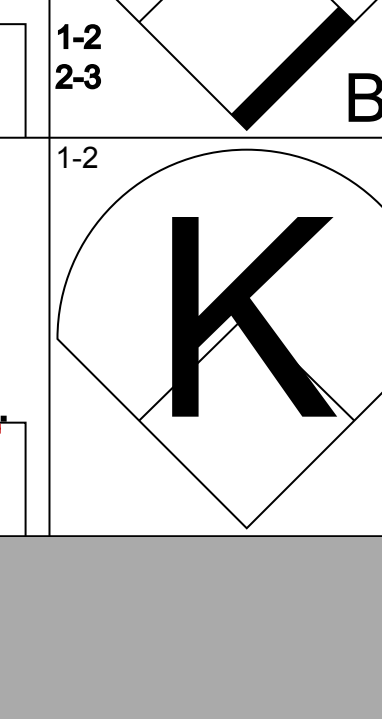
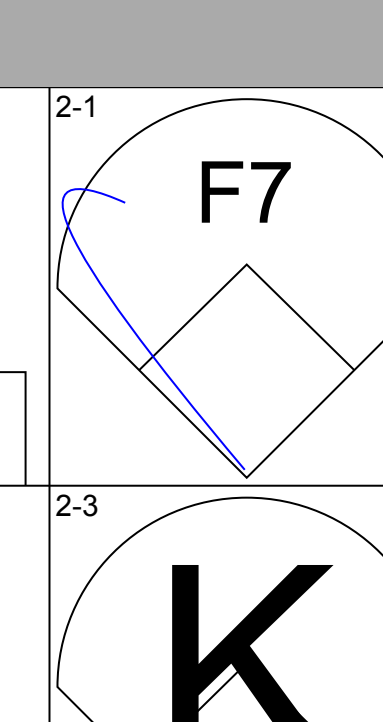
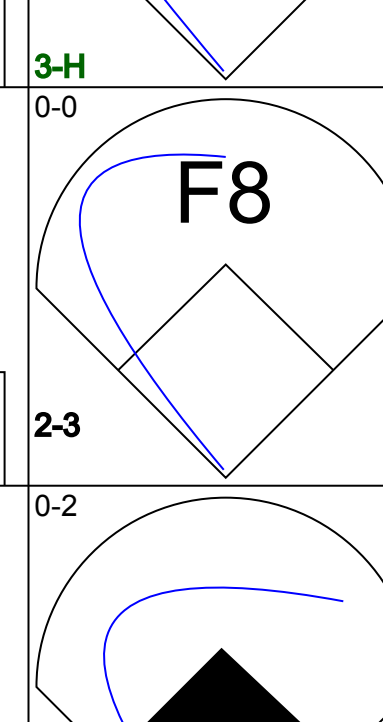
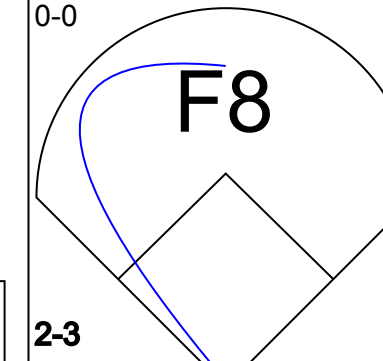
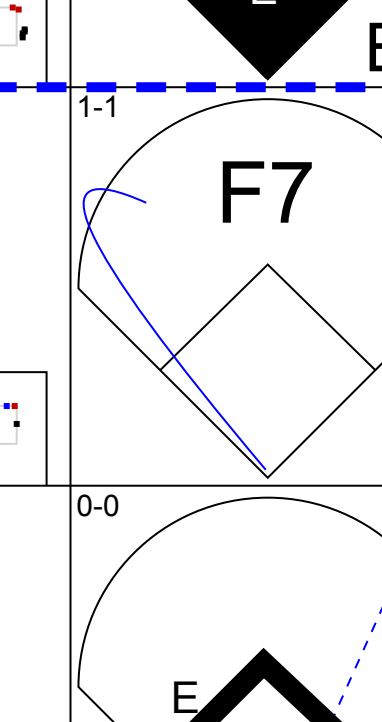
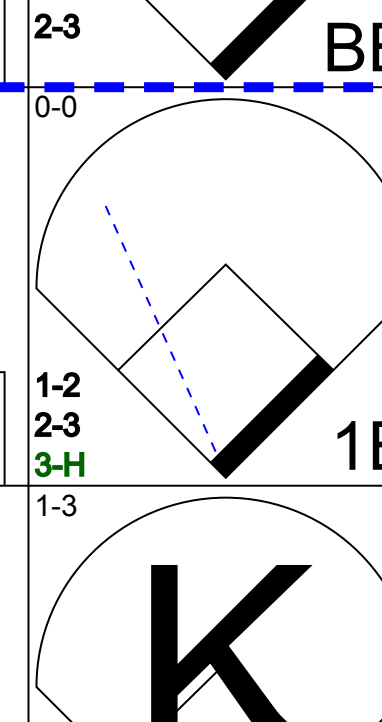
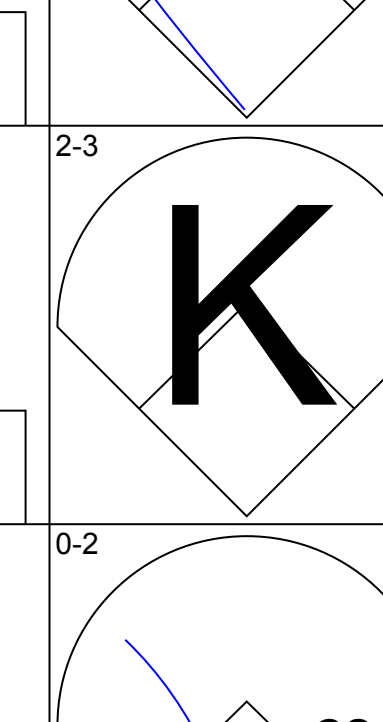
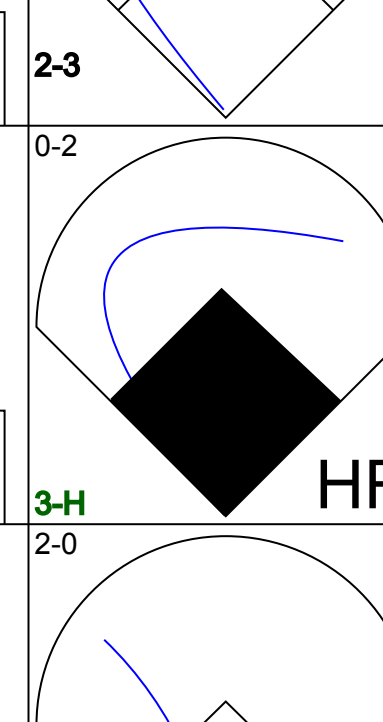
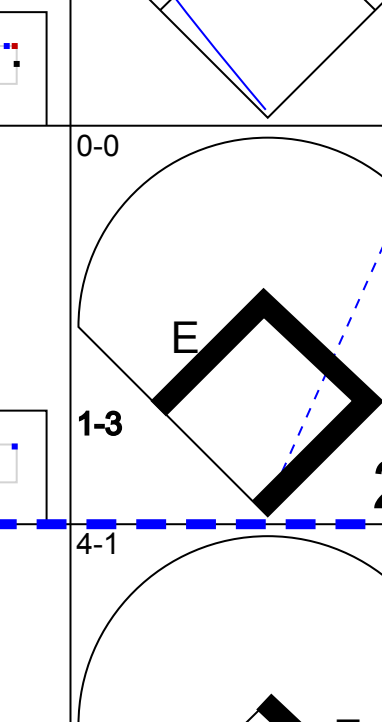
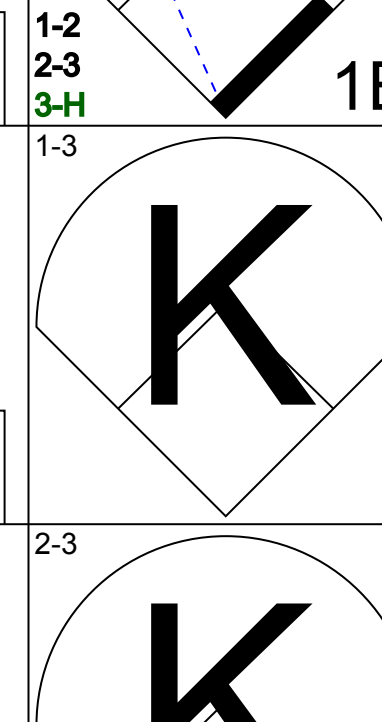
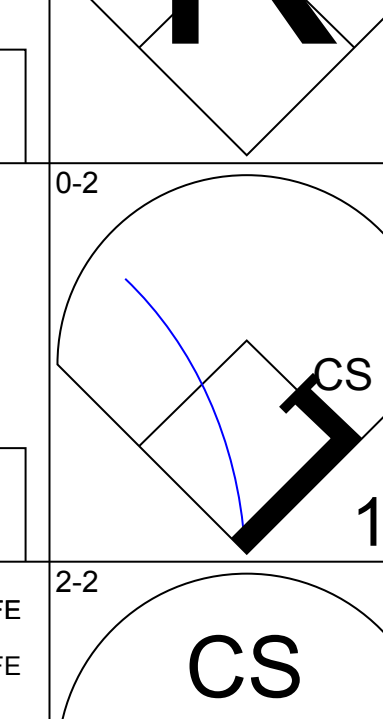
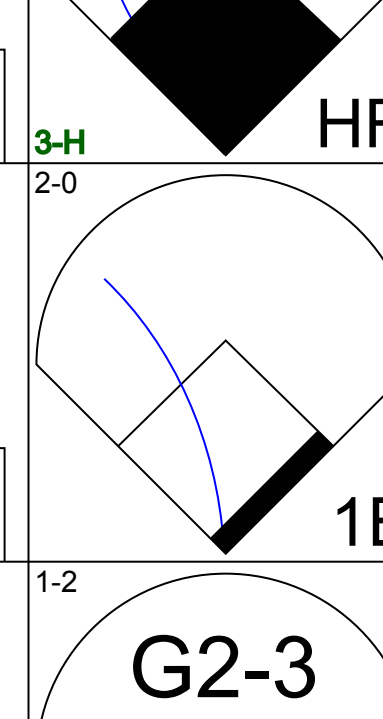
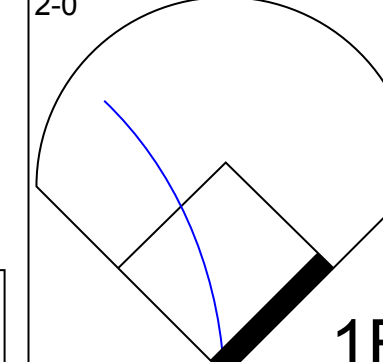
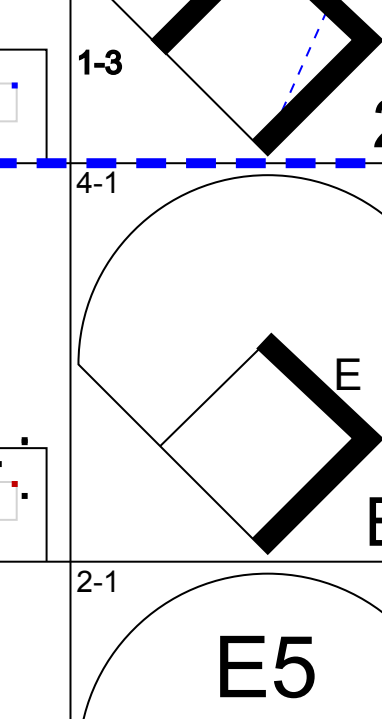
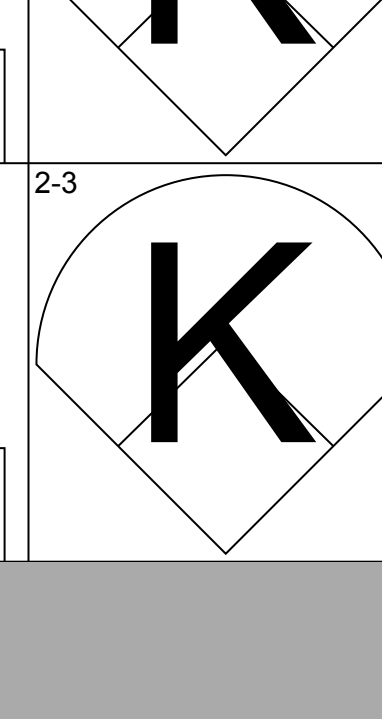
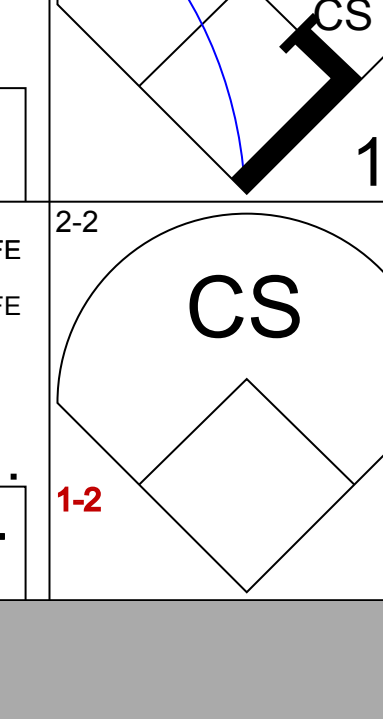
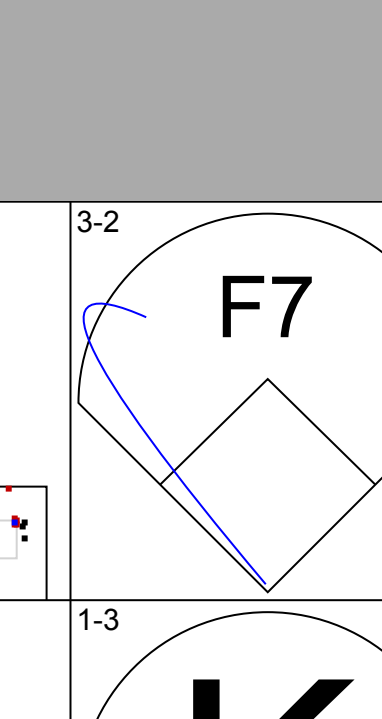
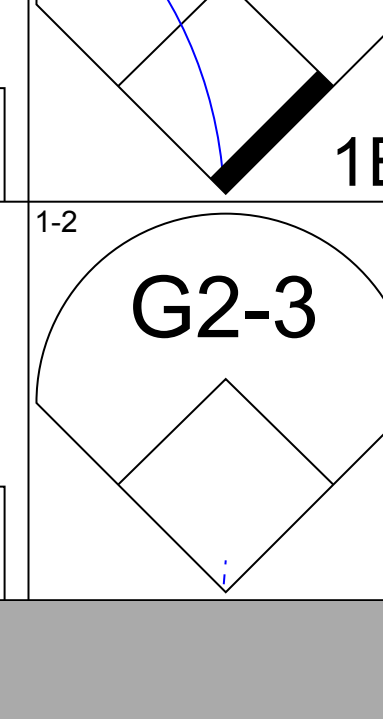
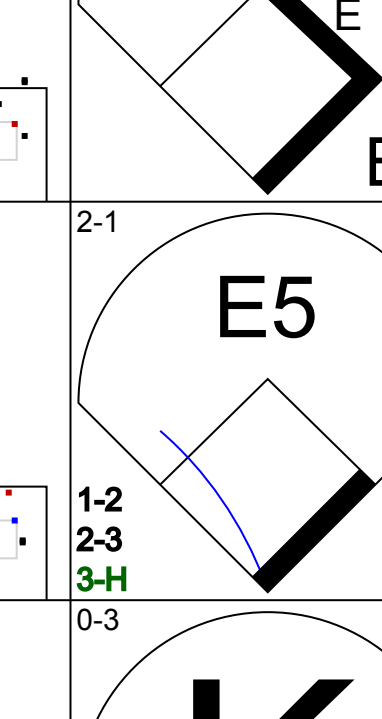
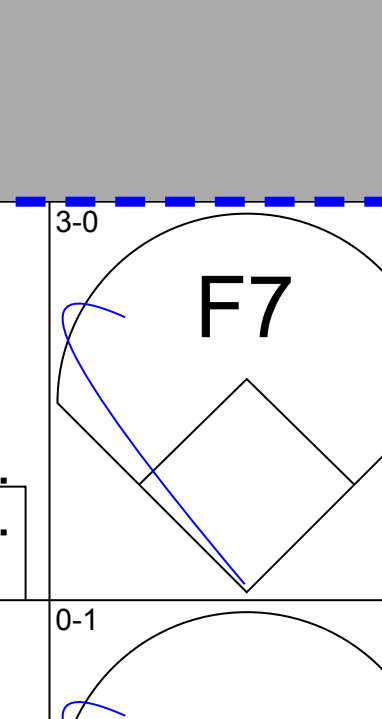
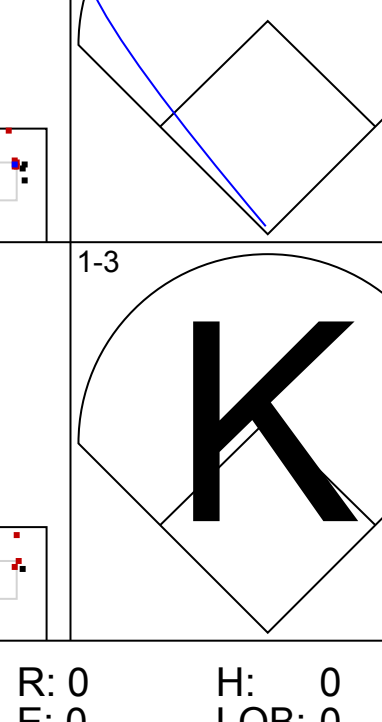
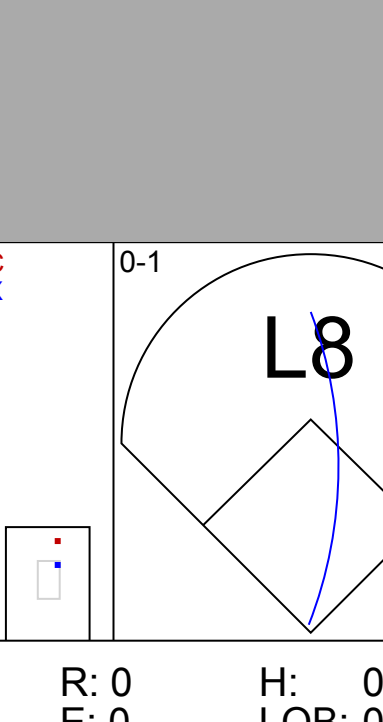
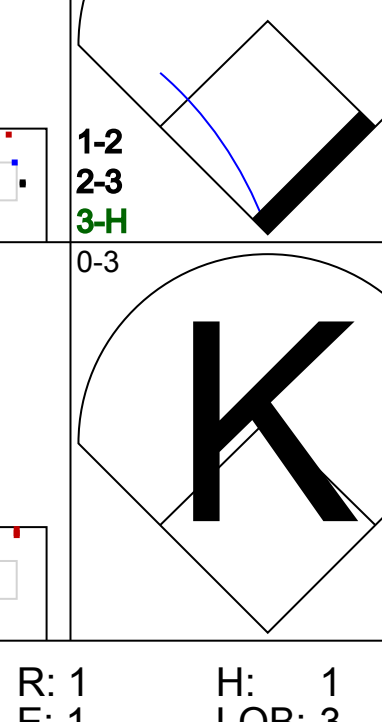
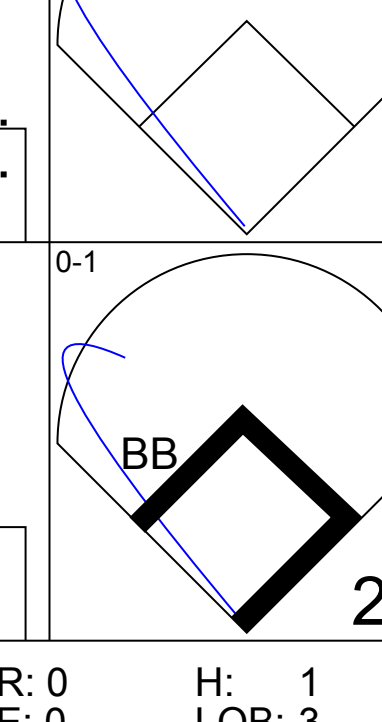


| Batter | 1 | 2 | 3 | 4 | 5 | 6 | 7 | 8 | 9 | AB | R | H | RBI | BB | SO | LOB | TOP | | | |
|--|---|---|---|--|------------------------------|----------------------------------|-------------------------------|----------------------------------|------------------------------|----------------------------------|-------------------------------|----------------------------------|------------------------------|----------------------------------|-------------------------------|----------------------------------|---|------------------------------------|-------------------------|--------|
| Marcus Giles, R (1.4) OBP: 0.368, SLG: 0.361 | 2-2 G4-6-3 1B | | | 3-2 G1-3 | 3-1 F8 | | | 1-2 G6-3 | | 4 | 0 | 1 | 0 | 0 | 0 | 1 | Atlanta Braves @ Milwaukee Brewers Miller Park, Milwaukee, WI Tue Apr 25 2006, 7:05 PM CDT Att: 16,276 - Roof Closed - 61 F | | | |
| Ryan Langerhans, L (1.7) OBP: 0.382, SLG: 0.517 | 0-0 F8 | | | 0-0 10 HR 1B | | | 1-1 G4-3 | 0-3 K | | 4 | 1 | 1 | 0 | 0 | 1 | 1 | | | | |
| 10 Chipper Jones, S (1.5) OBP: 0.400, SLG: 0.440 | 2-1 G4-6-3 1-2 | | | 1-2 HR | | | 0-0 L5-3 1B | | 0-0 G4-3 | 4 | 1 | 2 | 2 | 0 | 0 | 1 | | | | |
| Andruw Jones, R (1.8) OBP: 0.333, SLG: 0.628 | | 1-1 G6-3 | | 0-2 1B | | | 2-0 L5-3 | | 0-3 K | 4 | 0 | 1 | 0 | 0 | 1 | 1 | | | | |
| Adam LaRoche, L (1.3) OBP: 0.292, SLG: 0.492 | 0-1 F8 | | | 0-1 F9 | | | 3-3 K | | 4-2 BB | 3 | 0 | 0 | 0 | 1 | 1 | 1 | | | | |
| 7 Jeff Francoeur, R (1.9) OBP: 0.205, SLG: 0.313 | 1-1 G6-3 | | | 2-0 G4-3 | | | 0-0 16 WP 1B | | 3-3 K | 4 | 0 | 1 | 0 | 0 | 1 | 2 | | | | |
| 16 Brian McCann, L (1.2) OBP: 0.300, SLG: 0.518 | | | 1-3 K | | 0-0 F8 | | 2-2 L8 | | | 3 | 0 | 0 | 0 | 0 | 1 | 1 | | | | |
| Wilson Betemit, S (1.6) OBP: 0.344, SLG: 0.455 | | | 3-3 K | | 1-1 15 SH3 1B | | 1-2 G4-3 | | | 3 | 0 | 1 | 0 | 0 | 1 | 1 | | | | |
| 15 Tim Hudson, R (1.1) OBP: 0.111, SLG: 0.111 | | | 0-0 F9 | | 1-1 SH3 | | | 2-1 F7 | | 1 | 0 | 0 | 0 | 0 | 0 | 0 | | | | |
| 4 Pete Orr, L (8, PH) OBP: 0.222, SLG: 0.314 Ken Ray, R (8, 1) | | | | | 1-2 | | | | | 1 | 0 | 0 | 0 | 0 | 0 | 0 | | | | |
| Inning Stats | R: 0 E: 0 K: 0 S: 8 | H: 1 LOB: 0 BB: 0 P: 12 | R: 0 E: 0 K: 0 S: 6 | H: 0 LOB: 0 BB: 0 P: 8 | R: 0 E: 0 K: 2 S: 7 | H: 0 LOB: 0 BB: 0 P: 11 | R: 2 E: 0 K: 0 S: 14 | H: 3 LOB: 1 BB: 0 P: 20 | R: 0 E: 0 K: 0 S: 7 | H: 1 LOB: 1 BB: 0 P: 12 | R: 0 E: 0 K: 1 S: 15 | H: 1 LOB: 1 BB: 0 P: 21 | R: 0 E: 0 K: 1 S: 8 | H: 0 LOB: 0 BB: 1 P: 11 | R: 0 E: 0 K: 2 S: 10 | H: 0 LOB: 1 BB: 1 P: 17 | 1B: 6 2B: 1 3B: 0 HR: 1 | SF: 0 SAC: 1 DP: 2 HBP: 0 | WP: 1 SB: 0 CS: 0 | PA: 33 |
| PITCHER | IP WLS BF H R ER SO BB IBB HBP BLK WP HR S P ERA WHIP | 7.0 W 26 7 2 2 3 0 0 0 0 1 1 61 91 2.57 1.000 | 1.0 H 3 0 0 0 1 0 0 0 0 0 0 8 11 0.00 0.000 | 1.0 S 4 0 0 0 2 1 0 0 0 0 0 10 17 0.00 1.000 | | | | | | | | | | | | | | | | |

| Batter | 1 | 2 | 3 | 4 | 5 | 6 | 7 | 8 | 9 | AB | R | H | RBI | BB | SO | LOB | BOTTOM | | | |
|---|---|--|------------------------------|----------------------------------|------------------------------|---------------------------------|------------------------------|----------------------------------|-------------------------------|----------------------------------|-------------------------------|----------------------------------|-------------------------------|----------------------------------|------------------------------|----------------------------------|---|----------------------------------|------------------------------------|-------------------------|
| 23 Rickie Weeks Jr., R (1.4) OBP: 0.320, SLG: 0.288 | 0-0 F9 | | 0-3 K | | | 1-3 K | 3-2 K | | | 4 | 0 | 0 | 0 | 0 | 3 | 1 | Atlanta Braves @ Milwaukee Brewers Miller Park, Milwaukee, WI Tue Apr 25 2006, 7:05 PM CDT Att: 16,276 - Roof Closed - 61 F | | | |
| 18 Gabe Gross, L (1.8) OBP: 0.448, SLG: 0.923 | 1-2 G1 | | | 0-2 G1-3 | | 0-0 G6-3 1B | 1-3 K | | | 4 | 1 | 1 | 0 | 0 | 1 | 1 | | | | |
| Geoff Jenkins, L (1.9) OBP: 0.319, SLG: 0.452 | 0-1 G4-3 | | | 1-1 HR | | 0-0 G6-3 | | 3-3 K | | 4 | 1 | 1 | 1 | 0 | 1 | 1 | | | | |
| Carlos Lee, R (1.7) OBP: 0.424, SLG: 0.649 | | 2-1 G5-3 | | 1-0 28 G4-6-3 1B | | 2-3 28 S 1B | | 2-0 L9 | | 4 | 1 | 2 | 1 | 0 | 0 | 0 | | | | |
| 28 Prince Fielder, L (1.3) OBP: 0.419, SLG: 0.532 | 0-1 F7 | | | 2-1 G4-6-3 1-2 | | 1-1 G4-3 1B | | 1-2 F8 | | 4 | 0 | 1 | 1 | 0 | 0 | 1 | | | | |
| 47 Corey Koskie, L (1.5) OBP: 0.382, SLG: 0.481 | 1-2 2B | | | | 2-2 G4-1 | | 0-0 G4-3 | | | 3 | 0 | 1 | 0 | 0 | 0 | 1 | | | | |
| 2 Bill Hall, R (1.6) OBP: 0.346, SLG: 0.588 | 0-1 P3 | | | | 2-2 G6-3 | | | 0-2 1B 2B | | 3 | 1 | 1 | 0 | 0 | 0 | 1 | | | | |
| Damian Miller, R (1.2) OBP: 0.397, SLG: 0.540 | | | 0-0 G6-3 | | 0-1 1B | | 3-2 SH1-4 1B | | | 3 | 0 | 2 | 1 | 0 | 0 | 0 | | | | |
| Tomo Ohka, S (1.1) OBP: 0.222, SLG: 0.333 Brady Clark, R (7, PH) OBP: 0.309, SLG: 0.254 52 Jose Capellan, R (8, 1) Derrick Turnbow, R (9, 1) | | | 1-2 G3 | | 0-1 G3 | | 0-0 SH1-4 | | | 2 | 0 | 0 | 0 | 0 | 0 | 1 | | | | |
| Inning Stats | R: 0 E: 0 K: 0 S: 6 | H: 0 LOB: 0 BB: 0 P: 7 | R: 0 E: 0 K: 0 S: 9 | H: 1 LOB: 1 BB: 0 P: 12 | R: 0 E: 0 K: 1 S: 8 | H: 0 LOB: 0 BB: 0 P: 9 | R: 1 E: 0 K: 0 S: 8 | H: 2 LOB: 0 BB: 0 P: 12 | R: 0 E: 0 K: 0 S: 13 | H: 1 LOB: 1 BB: 0 P: 17 | R: 2 E: 0 K: 1 S: 10 | H: 3 LOB: 1 BB: 0 P: 13 | R: 1 E: 0 K: 2 S: 15 | H: 2 LOB: 1 BB: 0 P: 22 | R: 0 E: 0 K: 1 S: 8 | H: 0 LOB: 0 BB: 0 P: 14 | | 1B: 5 2B: 3 3B: 0 HR: 1 | SF: 0 SAC: 1 DP: 1 HBP: 0 | WP: 0 SB: 1 CS: 0 |
| PITCHER | IP WLS BF H R ER SO BB IBB HBP BLK WP HR S P ERA WHIP | 7.0 L 29 9 4 4 4 0 0 0 0 0 0 8 14 0.00 0.000 | | | | | | | | | | | | | | | | | | |



| Batter | 1 | 2 | 3 | 4 | 5 | 6 | 7 | 8 | 9 | AB | R | H | RBI | BB | SO | LOB | TOP | | | | | |
|---|---|---|---|--|---|---|--|--|--|----------------------------------|-------------------------------|----------------------------------|------------------------------|---------------------------------|-------------------------------|----------------------------------|--|------------------------------|----------------------------------|----------------------------------|------------------------------------|----------------------------------|
| Marcus Giles, R OBP: 0.363, SLG: 0.354 |  | |  | |  | | |  | | 4 | 0 | 1 | 1 | 0 | 2 | 1 | Atlanta Braves @ Milwaukee Brewers Miller Park, Milwaukee, WI Wed Apr 26 2006, 12:05 PM CDT Att: 18,511 - Sunny - G2 F | | | | | |
| Ryan Langerhans, L OBP: 0.381, SLG: 0.484 Ken Ray, R |  | |  |  | |  | |  | | 4 | 0 | 0 | 0 | 0 | 2 | 0 | | | | | | |
| 10 Chipper Jones, S OBP: 0.382, SLG: 0.448 |  | | | |  | |  |  | | 4 | 0 | 1 | 0 | 0 | 3 | 0 | | | | | | |
| Andruw Jones, R OBP: 0.341, SLG: 0.617 | |  | |  | |  |  |  | BB | 3 | 2 | 1 | 0 | 1 | 1 | 1 | | | | | | |
| Adam LaRoche, L OBP: 0.303, SLG: 0.500 |  | | |  | |  |  |  | | 3 | 0 | 1 | 1 | 1 | 1 | 1 | | | | | | |
| 7 Jeff Francoeur, R OBP: 0.207, SLG: 0.333 |  | | |  | |  | |  | 3B | 4 | 1 | 1 | 1 | 0 | 1 | 3 | | | | | | |
| 16 Brian McCann, L OBP: 0.328, SLG: 0.542 | | |  |  | |  |  |  |  | | 3 | 1 | 3 | 1 | 0 | 0 | | 0 | | | | |
| Wilson Betemit, S OBP: 0.323, SLG: 0.424 | | |  | |  | |  |  | | 4 | 0 | 0 | 0 | 0 | 2 | 3 | | | | | | |
| Jorge Sosa, R OBP: 0.286, SLG: 1.000 36 Chuck James, L Oscar Villarreal, L 4 Pete Orr, L 40 Lance Cormier, R Mike Remlinger, L 23 Matt Diaz, R | | |  |  | |  | | | | 0 | 0 | 0 | 0 | 0 | 0 | 0 | | | | | | |
| Inning Stats | R: 0 E: 0 K: 3 S: 11 | H: 0 LOB: 0 BB: 0 P: 17 | R: 0 E: 0 K: 1 S: 7 | H: 0 LOB: 0 BB: 0 P: 10 | R: 1 E: 0 K: 0 S: 12 | H: 2 LOB: 0 BB: 0 P: 17 | R: 0 E: 0 K: 3 S: 12 | H: 1 LOB: 2 BB: 1 P: 19 | R: 0 E: 0 K: 1 S: 9 | H: 1 LOB: 1 BB: 0 P: 10 | R: 1 E: 0 K: 1 S: 11 | H: 2 LOB: 1 BB: 0 P: 19 | R: 0 E: 0 K: 0 S: 7 | H: 1 LOB: 0 BB: 0 P: 9 | R: 0 E: 0 K: 2 S: 15 | H: 0 LOB: 0 BB: 0 P: 22 | | R: 2 E: 0 K: 1 S: 8 | H: 1 LOB: 0 BB: 1 P: 14 | 1B: 5 2B: 2 3B: 1 HR: 0 | SF: 1 SAC: 2 DP: 1 HBP: 0 | WP: 0 PB: 0 SB: 0 CS: 1 |
| PITCHER | IP WLS BF H R ER SO BB IBB HBP BLK WP HR S P ERA WHIP | | | | | | | | | | | | | | | | | | | | | |
| 15 Ben Sheets, R ERA: 4.0 | (1, 1) 6.0 W 24 6 2 2 9 1 0 0 0 0 0 0 62 92 3.00 1.167 | | | | | | | | | | | | | | | | | | | | | |
| Dan Kolb, R ERA: 3.6 | (7, 1) 1.0 H 3 1 0 0 0 0 0 0 0 0 0 0 7 9 0.00 1.000 | | | | | | | | | | | | | | | | | | | | | |
| Matt Wise, R ERA: 1.8 | (8, 1) 1.0 H 3 0 0 0 2 0 0 0 0 0 0 0 15 22 0.00 0.000 | | | | | | | | | | | | | | | | | | | | | |
| Derrick Turnbow, R ERA: 1.8 | (9, 1) 1.0 S 5 1 2 2 1 1 0 0 0 0 0 0 8 14 18.00 2.000 | | | | | | | | | | | | | | | | | | | | | |

| Batter | 1 | 2 | 3 | 4 | 5 | 6 | 7 | 8 | 9 | AB | R | H | RBI | BB | SO | LOB | BOTTOM | | | |
|---|---|----------------------------------|---|--|---|---|---|---|------------------------------|---------------------------------|-------------------------------|----------------------------------|-------------------------------|----------------------------------|-------------------------------|----------------------------------|--|----------------------------------|------------------------------------|----------------------------------|
| 18 Gabe Gross, L OBP: 0.412, SLG: 0.800 |  | |  | |  | |  |  | | 4 | 0 | 0 | 0 | 1 | 1 | 0 | Atlanta Braves @ Milwaukee Brewers Miller Park, Milwaukee, WI Wed Apr 26 2006, 12:05 PM CDT Att: 18,511 - Sunny - G2 F | | | |
| Jeff Cirillo, R OBP: 0.333, SLG: 0.300 |  | | |  |  | |  |  | | 4 | 2 | 1 | 0 | 1 | 0 | 2 | | | | |
| Geoff Jenkins, L OBP: 0.333, SLG: 0.448 |  | |  |  | |  |  |  | | 3 | 1 | 1 | 0 | 2 | 1 | 1 | | | | |
| Carlos Lee, R OBP: 0.423, SLG: 0.633 |  | |  |  | |  |  |  | | 2 | 1 | 0 | 1 | 2 | 1 | 4 | | | | |
| 28 Prince Fielder, L OBP: 0.411, SLG: 0.518 |  | |  |  | |  |  | | | 4 | 0 | 1 | 1 | 0 | 0 | 2 | | | | |
| 47 Corey Koskie, L OBP: 0.371, SLG: 0.552 |  | |  | |  | |  | | | 4 | 1 | 2 | 2 | 0 | 2 | 3 | | | | |
| 7 J.J. Hardy, R OBP: 0.302, SLG: 0.407 |  | |  |  | |  |  | | | 3 | 0 | 2 | 0 | 1 | 1 | 3 | | | | |
| Chad Moeller, R OBP: 0.310, SLG: 0.346 |  | |  |  | |  |  | | | 4 | 0 | 0 | 0 | 0 | 0 | 3 | | | | |
| 15 Ben Sheets, R 2 Bill Hall, R Dan Kolb, R Matt Wise, R Brady Clark, R Derrick Turnbow, R | | |  | |  | |  |  | | 2 | 0 | 0 | 0 | 0 | 1 | 0 | | | | |
| Inning Stats | R: 0 E: 0 K: 1 S: 14 | H: 1 LOB: 1 BB: 0 P: 20 | R: 0 E: 0 K: 1 S: 13 | H: 1 LOB: 0 BB: 0 P: 18 | R: 0 E: 0 K: 1 S: 12 | H: 0 LOB: 0 BB: 0 P: 16 | R: 3 E: 1 K: 0 S: 15 | H: 3 LOB: 1 BB: 0 P: 20 | R: 0 E: 0 K: 0 S: 6 | H: 0 LOB: 0 BB: 0 P: 8 | R: 1 E: 1 K: 2 S: 14 | H: 1 LOB: 3 BB: 2 P: 26 | R: 1 E: 0 K: 2 S: 16 | H: 1 LOB: 3 BB: 3 P: 32 | R: 0 E: 0 K: 1 S: 13 | H: 1 LOB: 3 BB: 2 P: 26 | | 1B: 5 2B: 2 3B: 0 HR: 1 | SF: 1 SAC: 0 DP: 0 HBP: 0 | WP: 0 PB: 0 SB: 0 CS: 1 |
| PITCHER | IP WLS BF H R ER SO BB IBB HBP BLK WP HR S P ERA WHIP | | | | | | | | | | | | | | | | | | | |
| Jorge Sosa, R ERA: 6.89 | (1, 1) 5.1 L 22 5 4 0 4 1 0 0 0 0 0 0 65 92 0.00 1.125 | | | | | | | | | | | | | | | | | | | |
| 36 Chuck James, L ERA: 2.45 | (6, 1) 0.1 2 1 0 0 0 0 0 0 0 0 0 0 3 4 0.00 3.000 | | | | | | | | | | | | | | | | | | | |
| Oscar Villarreal, R ERA: 1.8 | (6, 1) 0.1 3 0 0 0 1 1 0 0 0 0 0 0 6 12 0.00 3.000 | | | | | | | | | | | | | | | | | | | |
| 40 Lance Cormier, R ERA: 2.92 | (7, 1) 0.1 4 0 1 1 0 0 3 0 0 0 0 0 8 21 27.00 9.000 | | | | | | | | | | | | | | | | | | | |
| Mike Remlinger, L ERA: 4.26 | (7, 1) 0.2 3 1 0 0 2 0 0 0 0 0 0 0 8 11 0.00 1.500 | | | | | | | | | | | | | | | | | | | |

| Batter | 1 | 2 | 3 | 4 | 5 | 6 | 7 | 8 | 9 | AB | R | H | RBI | BB | SO | LOB | TOP | | | | | | | | | | | | | | | | | | | | | | | | | | | | | | | | | | | | | | | | | | | | | | | | | | | | | | | | | | | | | | | | | | | | | | | | | | | | | | | | | | | | | | | | | | | | | | | | | | | | | | | | | | | | | | |
|--|---|--|-------------------------------|----------------------------------|-------------------------------|----------------------------------|-------------------------------------|----------------------------------|------------------------------|----------------------------------|------------------------------|----------------------------------|------------------------------|----------------------------------|-------------------------------|----------------------------------|---|-------------------------------|----------------------------------|----------------------------------|------------------------------------|----------------------------------|--------|----|----|----|-----|-----|-----|----|----|---|---|-----|------|-------------------|--------|-----|---|----|---|---|---|---|---|---|---|---|---|---|----|-----|------|-------|---------------------|--------|-----|---|---|---|---|---|---|---|---|---|---|---|---|---|----|------|-------|------------|--------|-----|--|---|---|---|---|---|---|---|---|---|---|---|----|------|-------|---------------------|--------|-----|--|---|---|---|---|---|---|---|---|---|---|----|----|-------|-------|------------------|--------|-----|---|---|---|---|---|---|---|---|---|---|---|----|----|------|-------|
| 7 José Reyes, S OBP: 0.330, SLG: 0.380 | 1-2 WP 1B | | 4-1 E 15 HR BB | 4-0 BB | | 2-0 FC4 CS | | 4-1 BB | | 2 | 1 | 1 | 1 | 3 | 0 | 1 | New York Mets @ Atlanta Braves Turner Field, Atlanta, GA Sun Apr 30 2006, 1:05 PM EDT Att: 35,245 - Overcast - 59 F | | | | | | | | | | | | | | | | | | | | | | | | | | | | | | | | | | | | | | | | | | | | | | | | | | | | | | | | | | | | | | | | | | | | | | | | | | | | | | | | | | | | | | | | | | | | | | | | | | | | | | | | | | | | | | |
| Kazu Matsui, S OBP: 0.316, SLG: 0.405 | 3-2 P3 | | 2-0 L3 | 1-3 K | | 1-0 CS | 2-2 F7 | 1-2 F7 | | 5 | 0 | 0 | 0 | 0 | 1 | 7 | | | | | | | | | | | | | | | | | | | | | | | | | | | | | | | | | | | | | | | | | | | | | | | | | | | | | | | | | | | | | | | | | | | | | | | | | | | | | | | | | | | | | | | | | | | | | | | | | | | | | | | | | | | | | | | |
| 15 Carlos Beltrán, S OBP: 0.421, SLG: 0.605 | 1-2 K | | 0-0 HR | 3-3 K | | | 3-2 K | | 4-1 1B DI BB | 4 | 1 | 1 | 2 | 1 | 3 | 3 | | | | | | | | | | | | | | | | | | | | | | | | | | | | | | | | | | | | | | | | | | | | | | | | | | | | | | | | | | | | | | | | | | | | | | | | | | | | | | | | | | | | | | | | | | | | | | | | | | | | | | | | | | | | | | | |
| 21 Carlos Delgado, L OBP: 0.391, SLG: 0.617 | 1-0 F8 | | 4-0 5 HBP 1B BB | | 2-1 F9 | | 0-0 P5 | | 2-0 L8 | 4 | 1 | 0 | 0 | 1 | 0 | 2 | | | | | | | | | | | | | | | | | | | | | | | | | | | | | | | | | | | | | | | | | | | | | | | | | | | | | | | | | | | | | | | | | | | | | | | | | | | | | | | | | | | | | | | | | | | | | | | | | | | | | | | | | | | | | | | |
| 5 David Wright, R OBP: 0.377, SLG: 0.584 | | 2-2 F8 | 1-1 1B HBP | 1-2 K | 2-3 K | | 4-2 FC3-6 BB | | 1-3 K | 3 | 0 | 0 | 0 | 1 | 2 | 1 | | | | | | | | | | | | | | | | | | | | | | | | | | | | | | | | | | | | | | | | | | | | | | | | | | | | | | | | | | | | | | | | | | | | | | | | | | | | | | | | | | | | | | | | | | | | | | | | | | | | | | | | | | | | | | | |
| Cliff Floyd, L OBP: 0.264, SLG: 0.312 | | 3-2 F8 | 1-2 1B | 1-2 F9 | | | 2-2 FC3-6 10 1B 11 1B 7 BB | | 2-2 11 DI 1B | 5 | 1 | 2 | 1 | 0 | 0 | 1 | | | | | | | | | | | | | | | | | | | | | | | | | | | | | | | | | | | | | | | | | | | | | | | | | | | | | | | | | | | | | | | | | | | | | | | | | | | | | | | | | | | | | | | | | | | | | | | | | | | | | | | | | | | | | | | |
| 11 Ramon Castro, R OBP: 0.429, SLG: 0.654 | | 2-1 1B | 3-3 K | | | 2-3 K | | 0-1 7 BB 10 1B | 1-1 F9 | 5 | 0 | 2 | 0 | 0 | 2 | 4 | | | | | | | | | | | | | | | | | | | | | | | | | | | | | | | | | | | | | | | | | | | | | | | | | | | | | | | | | | | | | | | | | | | | | | | | | | | | | | | | | | | | | | | | | | | | | | | | | | | | | | | | | | | | | | | |
| 10 Endy Chavez, L OBP: 0.300, SLG: 0.362 | | 0-3 K | | 1-1 F8 | | 3-1 HR | | 3-2 7 BB 1B | | 4 | 1 | 2 | 1 | 0 | 1 | 1 | | | | | | | | | | | | | | | | | | | | | | | | | | | | | | | | | | | | | | | | | | | | | | | | | | | | | | | | | | | | | | | | | | | | | | | | | | | | | | | | | | | | | | | | | | | | | | | | | | | | | | | | | | | | | | | |
| Steve Trachsel, R Darren Oliver, L 22 Jorge Valentin, S Jorge Julio, R Victor Diaz, R Chad Bradford, R 25 Pedro Feliciano, L | 1-1 P3 7 BB BB | | 1-1 P3 7 BB BB | 4-2 7 BB BB | | 2-0 7 FC4 1B | | 1-0 F4 | | 1 | 0 | 0 | 0 | 1 | 0 | 0 | | | | | | | | | | | | | | | | | | | | | | | | | | | | | | | | | | | | | | | | | | | | | | | | | | | | | | | | | | | | | | | | | | | | | | | | | | | | | | | | | | | | | | | | | | | | | | | | | | | | | | | | | | | | | | | |
| Inning Stats | R: 0 E: 0 K: 1 S: 11 | H: 1 LOB: 1 BB: 0 P: 17 | R: 0 E: 0 K: 1 S: 13 | H: 1 LOB: 1 BB: 0 P: 20 | R: 3 E: 1 K: 1 S: 12 | H: 2 LOB: 2 BB: 2 P: 28 | R: 0 E: 0 K: 2 S: 10 | H: 0 LOB: 0 BB: 2 P: 23 | R: 0 E: 0 K: 1 S: 8 | H: 0 LOB: 0 BB: 0 P: 13 | R: 1 E: 0 K: 1 S: 7 | H: 2 LOB: 0 BB: 0 P: 17 | R: 0 E: 0 K: 1 S: 9 | H: 0 LOB: 0 BB: 0 P: 14 | R: 1 E: 0 K: 0 S: 16 | H: 2 LOB: 2 BB: 2 P: 31 | | R: 0 E: 0 K: 1 S: 11 | H: 1 LOB: 2 BB: 1 P: 21 | 1B: 7 2B: 0 3B: 0 HR: 2 | SF: 0 SAC: 0 DP: 0 HBP: 1 | WP: 1 PB: 0 SB: 0 CS: 1 | PA: 44 | | | | | | | | | | | | | | | | | | | | | | | | | | | | | | | | | | | | | | | | | | | | | | | | | | | | | | | | | | | | | | | | | | | | | | | | | | | | | | | | | | | | | | | | | | | | | | | | | | | | | | | | |
| PITCHER | IP WLS BF H R ER SO BB IBB HBP BLK WP HR S P ERA WHIP | <table border="1"> <thead> <tr> <th>PITCHER</th> <th>IP</th> <th>WLS</th> <th>BF</th> <th>H</th> <th>R</th> <th>ER</th> <th>SO</th> <th>BB</th> <th>IBB</th> <th>HBP</th> <th>BLK</th> <th>WP</th> <th>HR</th> <th>S</th> <th>P</th> <th>ERA</th> <th>WHIP</th> </tr> </thead> <tbody> <tr> <td>26 Kyle Davies, R</td> <td>(1, 1)</td> <td>5.0</td> <td>W</td> <td>24</td> <td>4</td> <td>3</td> <td>3</td> <td>6</td> <td>4</td> <td>0</td> <td>1</td> <td>0</td> <td>1</td> <td>1</td> <td>54</td> <td>101</td> <td>5.40</td> <td>1.600</td> </tr> <tr> <td>40 Lance Cormier, R</td> <td>(6, 1)</td> <td>1.0</td> <td>H</td> <td>4</td> <td>2</td> <td>1</td> <td>1</td> <td>1</td> <td>0</td> <td>0</td> <td>0</td> <td>0</td> <td>0</td> <td>1</td> <td>7</td> <td>17</td> <td>9.00</td> <td>2.000</td> </tr> <tr> <td>Ken Ray, R</td> <td>(7, 1)</td> <td>1.0</td> <td></td> <td>3</td> <td>0</td> <td>0</td> <td>0</td> <td>1</td> <td>0</td> <td>0</td> <td>0</td> <td>0</td> <td>0</td> <td>9</td> <td>14</td> <td>0.00</td> <td>0.000</td> </tr> <tr> <td>Oscar Villarreal, R</td> <td>(8, 1)</td> <td>0.2</td> <td></td> <td>6</td> <td>2</td> <td>1</td> <td>1</td> <td>0</td> <td>2</td> <td>0</td> <td>0</td> <td>0</td> <td>0</td> <td>13</td> <td>27</td> <td>13.50</td> <td>6.000</td> </tr> <tr> <td>Chris Reitsma, R</td> <td>(8, 1)</td> <td>1.1</td> <td>S</td> <td>6</td> <td>1</td> <td>0</td> <td>0</td> <td>1</td> <td>1</td> <td>0</td> <td>0</td> <td>0</td> <td>0</td> <td>14</td> <td>25</td> <td>0.00</td> <td>1.500</td> </tr> </tbody> </table> | | | | | | | | | | | | | | | | PITCHER | IP | WLS | BF | H | R | ER | SO | BB | IBB | HBP | BLK | WP | HR | S | P | ERA | WHIP | 26 Kyle Davies, R | (1, 1) | 5.0 | W | 24 | 4 | 3 | 3 | 6 | 4 | 0 | 1 | 0 | 1 | 1 | 54 | 101 | 5.40 | 1.600 | 40 Lance Cormier, R | (6, 1) | 1.0 | H | 4 | 2 | 1 | 1 | 1 | 0 | 0 | 0 | 0 | 0 | 1 | 7 | 17 | 9.00 | 2.000 | Ken Ray, R | (7, 1) | 1.0 | | 3 | 0 | 0 | 0 | 1 | 0 | 0 | 0 | 0 | 0 | 9 | 14 | 0.00 | 0.000 | Oscar Villarreal, R | (8, 1) | 0.2 | | 6 | 2 | 1 | 1 | 0 | 2 | 0 | 0 | 0 | 0 | 13 | 27 | 13.50 | 6.000 | Chris Reitsma, R | (8, 1) | 1.1 | S | 6 | 1 | 0 | 0 | 1 | 1 | 0 | 0 | 0 | 0 | 14 | 25 | 0.00 | 1.500 |
| PITCHER | IP | WLS | BF | H | R | ER | SO | BB | IBB | HBP | BLK | WP | HR | S | P | ERA | WHIP | | | | | | | | | | | | | | | | | | | | | | | | | | | | | | | | | | | | | | | | | | | | | | | | | | | | | | | | | | | | | | | | | | | | | | | | | | | | | | | | | | | | | | | | | | | | | | | | | | | | | | | | | | | | | | |
| 26 Kyle Davies, R | (1, 1) | 5.0 | W | 24 | 4 | 3 | 3 | 6 | 4 | 0 | 1 | 0 | 1 | 1 | 54 | 101 | 5.40 | 1.600 | | | | | | | | | | | | | | | | | | | | | | | | | | | | | | | | | | | | | | | | | | | | | | | | | | | | | | | | | | | | | | | | | | | | | | | | | | | | | | | | | | | | | | | | | | | | | | | | | | | | | | | | | | | | | |
| 40 Lance Cormier, R | (6, 1) | 1.0 | H | 4 | 2 | 1 | 1 | 1 | 0 | 0 | 0 | 0 | 0 | 1 | 7 | 17 | 9.00 | 2.000 | | | | | | | | | | | | | | | | | | | | | | | | | | | | | | | | | | | | | | | | | | | | | | | | | | | | | | | | | | | | | | | | | | | | | | | | | | | | | | | | | | | | | | | | | | | | | | | | | | | | | | | | | | | | | |
| Ken Ray, R | (7, 1) | 1.0 | | 3 | 0 | 0 | 0 | 1 | 0 | 0 | 0 | 0 | 0 | 9 | 14 | 0.00 | 0.000 | | | | | | | | | | | | | | | | | | | | | | | | | | | | | | | | | | | | | | | | | | | | | | | | | | | | | | | | | | | | | | | | | | | | | | | | | | | | | | | | | | | | | | | | | | | | | | | | | | | | | | | | | | | | | | |
| Oscar Villarreal, R | (8, 1) | 0.2 | | 6 | 2 | 1 | 1 | 0 | 2 | 0 | 0 | 0 | 0 | 13 | 27 | 13.50 | 6.000 | | | | | | | | | | | | | | | | | | | | | | | | | | | | | | | | | | | | | | | | | | | | | | | | | | | | | | | | | | | | | | | | | | | | | | | | | | | | | | | | | | | | | | | | | | | | | | | | | | | | | | | | | | | | | | |
| Chris Reitsma, R | (8, 1) | 1.1 | S | 6 | 1 | 0 | 0 | 1 | 1 | 0 | 0 | 0 | 0 | 14 | 25 | 0.00 | 1.500 | | | | | | | | | | | | | | | | | | | | | | | | | | | | | | | | | | | | | | | | | | | | | | | | | | | | | | | | | | | | | | | | | | | | | | | | | | | | | | | | | | | | | | | | | | | | | | | | | | | | | | | | | | | | | | |

| Batter | 1 | 2 | 3 | 4 | 5 | 6 | 7 | 8 | 9 | AB | R | H | RBI | BB | SO | LOB | BOTTOM | | | | | | | | | | | | | | | | | | | | | | | | | | | | | | | | | | | | | | | | | | | | | | | | | | | | | | | | | | | | | | | | | | | | | | | | | | | | | | | | | | | | | | | | | | | | | | | | | | | | | | | | | | | | |
|---|---|--|-------------------------------|----------------------------------|-------------------------------|----------------------------------|-------------------------------|----------------------------------|------------------------------|---------------------------------|-------------------------------|----------------------------------|------------------------------|----------------------------------|------------------------------|----------------------------------|---|----------------------------------|------------------------------------|----------------------------------|--------|---|---|----|----|----|-----|-----|-----|----|----|---|---|-----|------|-------------------|--------|-----|---|----|---|---|---|---|---|---|---|---|---|----|----|------|-------|------------------|--------|-----|--|---|---|---|---|---|---|---|---|---|---|----|----|------|-------|----------------|--------|-----|--|---|---|---|---|---|---|---|---|---|---|----|----|------|-------|------------------|--------|-----|--|---|---|---|---|---|---|---|---|---|---|---|----|------|-------|-----------------------|--------|-----|--|---|---|---|---|---|---|---|---|---|---|---|---|------|-------|
| Marcus Giles, R OBP: 0.323, SLG: 0.308 | 0-0 G6-3 | 2-1 2-H 3-H 1B | | 1-1 G5-3 | 0-1 G5-3 | | 3-3 K | | | 5 | 0 | 1 | 2 | 0 | 1 | 1 | New York Mets @ Atlanta Braves Turner Field, Atlanta, GA Sun Apr 30 2006, 1:05 PM EDT Att: 35,245 - Overcast - 59 F | | | | | | | | | | | | | | | | | | | | | | | | | | | | | | | | | | | | | | | | | | | | | | | | | | | | | | | | | | | | | | | | | | | | | | | | | | | | | | | | | | | | | | | | | | | | | | | | | | | | | | | | | | | | |
| 11 Edgar Renteria, R OBP: 0.412, SLG: 0.540 | 3-2 10 G3 2B | 4-1 10 S BB | | 4-0 10 BB 7 BB BB | 0-1 F8 | | | 3-2 10 F7 1B | | 3 | 1 | 2 | 0 | 2 | 0 | 0 | | | | | | | | | | | | | | | | | | | | | | | | | | | | | | | | | | | | | | | | | | | | | | | | | | | | | | | | | | | | | | | | | | | | | | | | | | | | | | | | | | | | | | | | | | | | | | | | | | | | | | | | | | | | | |
| 10 Chipper Jones, S OBP: 0.340, SLG: 0.439 | 3-1 G3 | 2-3 K | | 4-1 7 BB 1B BB | | 2-3 K | | 1-0 F7 | | 4 | 1 | 0 | 0 | 1 | 2 | 3 | | | | | | | | | | | | | | | | | | | | | | | | | | | | | | | | | | | | | | | | | | | | | | | | | | | | | | | | | | | | | | | | | | | | | | | | | | | | | | | | | | | | | | | | | | | | | | | | | | | | | | | | | | | | | |
| Andrew Jones, R OBP: 0.365, SLG: 0.607 | 4-2 BB | | 1-0 G3-1 7 1B 2B | 0-2 F6 | | 4-2 7 HR BB | | 4-1 7 FC6-4 BB | | 2 | 2 | 1 | 0 | 3 | 0 | 2 | | | | | | | | | | | | | | | | | | | | | | | | | | | | | | | | | | | | | | | | | | | | | | | | | | | | | | | | | | | | | | | | | | | | | | | | | | | | | | | | | | | | | | | | | | | | | | | | | | | | | | | | | | | | | |
| Adam LaRoche, L OBP: 0.294, SLG: 0.453 | 3-2 G3 | | 1-0 G3-1 | 4-1 16 BB 7 1B BB | | 2-3 K | | 1-0 F3 | | 4 | 0 | 0 | 0 | 1 | 1 | 6 | | | | | | | | | | | | | | | | | | | | | | | | | | | | | | | | | | | | | | | | | | | | | | | | | | | | | | | | | | | | | | | | | | | | | | | | | | | | | | | | | | | | | | | | | | | | | | | | | | | | | | | | | | | | | |
| 7 Jeff Francoeur, R OBP: 0.230, SLG: 0.371 | | 0-0 16 1B 1B | 0-1 G4-3 16 1B | 1-6 16 BB 1B | | 1-0 HR | | 2-1 FC6-4 | | 5 | 2 | 4 | 5 | 0 | 0 | 2 | | | | | | | | | | | | | | | | | | | | | | | | | | | | | | | | | | | | | | | | | | | | | | | | | | | | | | | | | | | | | | | | | | | | | | | | | | | | | | | | | | | | | | | | | | | | | | | | | | | | | | | | | | | | | |
| 16 Brian McCann, L OBP: 0.336, SLG: 0.523 | | 0-0 26 SH2-4 1B | 0-0 G4-3 1B | 1-2 1B BB | | 1-3 K | | | | 3 | 1 | 2 | 0 | 1 | 1 | 0 | | | | | | | | | | | | | | | | | | | | | | | | | | | | | | | | | | | | | | | | | | | | | | | | | | | | | | | | | | | | | | | | | | | | | | | | | | | | | | | | | | | | | | | | | | | | | | | | | | | | | | | | | | | | | |
| Ryan Langerhans, L OBP: 0.367, SLG: 0.479 | | 3-1 26 SH2-4 1B | 2-2 G4-3 | 0-1 F8 | | | 1-0 CS 1B | | | 4 | 1 | 2 | 1 | 0 | 0 | 5 | | | | | | | | | | | | | | | | | | | | | | | | | | | | | | | | | | | | | | | | | | | | | | | | | | | | | | | | | | | | | | | | | | | | | | | | | | | | | | | | | | | | | | | | | | | | | | | | | | | | | | | | | | | | | |
| 26 Kyle Davies, R Wilson Betemit, S 40 Lance Cormier, R Ken Ray, R 23 Matt Diaz, R Oscar Villarreal, L Chris Reitsma, R | 0-0 SH2-4 1B | 2-2 L9 | | | 1-3 K | | | 1-3 K | | 1 | 0 | 0 | 0 | 0 | 0 | 2 | | | | | | | | | | | | | | | | | | | | | | | | | | | | | | | | | | | | | | | | | | | | | | | | | | | | | | | | | | | | | | | | | | | | | | | | | | | | | | | | | | | | | | | | | | | | | | | | | | | | | | | | | | | | | |
| Inning Stats | R: 0 E: 0 K: 0 S: 15 | H: 1 LOB: 2 BB: 1 P: 28 | R: 3 E: 0 K: 1 S: 11 | H: 4 LOB: 1 BB: 1 P: 22 | R: 1 E: 0 K: 0 S: 11 | H: 3 LOB: 0 BB: 0 P: 17 | R: 2 E: 0 K: 0 S: 10 | H: 1 LOB: 3 BB: 4 P: 28 | R: 0 E: 0 K: 1 S: 8 | H: 0 LOB: 0 BB: 0 P: 9 | R: 2 E: 0 K: 3 S: 17 | H: 1 LOB: 1 BB: 1 P: 27 | R: 0 E: 0 K: 2 S: 7 | H: 1 LOB: 0 BB: 0 P: 12 | R: 0 E: 0 K: 0 S: 8 | H: 1 LOB: 2 BB: 1 P: 19 | | 1B: 9 2B: 2 3B: 0 HR: 1 | SF: 0 SAC: 1 DP: 0 HBP: 0 | WP: 0 PB: 0 SB: 1 CS: 1 | PA: 42 | | | | | | | | | | | | | | | | | | | | | | | | | | | | | | | | | | | | | | | | | | | | | | | | | | | | | | | | | | | | | | | | | | | | | | | | | | | | | | | | | | | | | | | | | | | | | | | | | | | | | | | | |
| PITCHER | IP WLS BF H R ER SO BB IBB HBP BLK WP HR S P ERA WHIP | <table border="1"> <thead> <tr> <th>PITCHER</th> <th>IP</th> <th>WLS</th> <th>BF</th> <th>H</th> <th>R</th> <th>ER</th> <th>SO</th> <th>BB</th> <th>IBB</th> <th>HBP</th> <th>BLK</th> <th>WP</th> <th>HR</th> <th>S</th> <th>P</th> <th>ERA</th> <th>WHIP</th> </tr> </thead> <tbody> <tr> <td>Steve Trachsel, R</td> <td>(1, 1)</td> <td>3.2</td> <td>L</td> <td>23</td> <td>8</td> <td>6</td> <td>6</td> <td>1</td> <td>1</td> <td>0</td> <td>0</td> <td>0</td> <td>0</td> <td>11</td> <td>17</td> <td>0.00</td> <td>1.500</td> </tr> <tr> <td>Darren Oliver, L</td> <td>(4, 1)</td> <td>1.1</td> <td></td> <td>6</td> <td>1</td> <td>0</td> <td>0</td> <td>1</td> <td>1</td> <td>0</td> <td>0</td> <td>0</td> <td>0</td> <td>11</td> <td>17</td> <td>0.00</td> <td>1.500</td> </tr> <tr> <td>Jorge Julio, R</td> <td>(6, 1)</td> <td>2.0</td> <td></td> <td>8</td> <td>2</td> <td>2</td> <td>2</td> <td>5</td> <td>1</td> <td>0</td> <td>0</td> <td>0</td> <td>1</td> <td>24</td> <td>39</td> <td>9.00</td> <td>1.500</td> </tr> <tr> <td>Chad Bradford, R</td> <td>(8, 1)</td> <td>0.1</td> <td></td> <td>3</td> <td>1</td> <td>0</td> <td>0</td> <td>0</td> <td>1</td> <td>0</td> <td>0</td> <td>0</td> <td>0</td> <td>5</td> <td>13</td> <td>0.00</td> <td>6.000</td> </tr> <tr> <td>25 Pedro Feliciano, L</td> <td>(8, 1)</td> <td>0.2</td> <td></td> <td>2</td> <td>0</td> <td>0</td> <td>0</td> <td>0</td> <td>0</td> <td>0</td> <td>0</td> <td>0</td> <td>0</td> <td>3</td> <td>6</td> <td>0.00</td> <td>0.000</td> </tr> </tbody> </table> | | | | | | | | | | | | | | | | PITCHER | IP | WLS | BF | H | R | ER | SO | BB | IBB | HBP | BLK | WP | HR | S | P | ERA | WHIP | Steve Trachsel, R | (1, 1) | 3.2 | L | 23 | 8 | 6 | 6 | 1 | 1 | 0 | 0 | 0 | 0 | 11 | 17 | 0.00 | 1.500 | Darren Oliver, L | (4, 1) | 1.1 | | 6 | 1 | 0 | 0 | 1 | 1 | 0 | 0 | 0 | 0 | 11 | 17 | 0.00 | 1.500 | Jorge Julio, R | (6, 1) | 2.0 | | 8 | 2 | 2 | 2 | 5 | 1 | 0 | 0 | 0 | 1 | 24 | 39 | 9.00 | 1.500 | Chad Bradford, R | (8, 1) | 0.1 | | 3 | 1 | 0 | 0 | 0 | 1 | 0 | 0 | 0 | 0 | 5 | 13 | 0.00 | 6.000 | 25 Pedro Feliciano, L | (8, 1) | 0.2 | | 2 | 0 | 0 | 0 | 0 | 0 | 0 | 0 | 0 | 0 | 3 | 6 | 0.00 | 0.000 |
| PITCHER | IP | WLS | BF | H | R | ER | SO | BB | IBB | HBP | BLK | WP | HR | S | P | ERA | WHIP | | | | | | | | | | | | | | | | | | | | | | | | | | | | | | | | | | | | | | | | | | | | | | | | | | | | | | | | | | | | | | | | | | | | | | | | | | | | | | | | | | | | | | | | | | | | | | | | | | | | | | | | | | | | |
| Steve Trachsel, R | (1, 1) | 3.2 | L | 23 | 8 | 6 | 6 | 1 | 1 | 0 | 0 | 0 | 0 | 11 | 17 | 0.00 | 1.500 | | | | | | | | | | | | | | | | | | | | | | | | | | | | | | | | | | | | | | | | | | | | | | | | | | | | | | | | | | | | | | | | | | | | | | | | | | | | | | | | | | | | | | | | | | | | | | | | | | | | | | | | | | | | |
| Darren Oliver, L | (4, 1) | 1.1 | | 6 | 1 | 0 | 0 | 1 | 1 | 0 | 0 | 0 | 0 | 11 | 17 | 0.00 | 1.500 | | | | | | | | | | | | | | | | | | | | | | | | | | | | | | | | | | | | | | | | | | | | | | | | | | | | | | | | | | | | | | | | | | | | | | | | | | | | | | | | | | | | | | | | | | | | | | | | | | | | | | | | | | | | |
| Jorge Julio, R | (6, 1) | 2.0 | | 8 | 2 | 2 | 2 | 5 | 1 | 0 | 0 | 0 | 1 | 24 | 39 | 9.00 | 1.500 | | | | | | | | | | | | | | | | | | | | | | | | | | | | | | | | | | | | | | | | | | | | | | | | | | | | | | | | | | | | | | | | | | | | | | | | | | | | | | | | | | | | | | | | | | | | | | | | | | | | | | | | | | | | |
| Chad Bradford, R | (8, 1) | 0.1 | | 3 | 1 | 0 | 0 | 0 | 1 | 0 | 0 | 0 | 0 | 5 | 13 | 0.00 | 6.000 | | | | | | | | | | | | | | | | | | | | | | | | | | | | | | | | | | | | | | | | | | | | | | | | | | | | | | | | | | | | | | | | | | | | | | | | | | | | | | | | | | | | | | | | | | | | | | | | | | | | | | | | | | | | |
| 25 Pedro Feliciano, L | (8, 1) | 0.2 | | 2 | 0 | 0 | 0 | 0 | 0 | 0 | 0 | 0 | 0 | 3 | 6 | 0.00 | 0.000 | | | | | | | | | | | | | | | | | | | | | | | | | | | | | | | | | | | | | | | | | | | | | | | | | | | | | | | | | | | | | | | | | | | | | | | | | | | | | | | | | | | | | | | | | | | | | | | | | | | | | | | | | | | | |

| | |
|-----|----|
| AB | 35 |
| R | 5 |
| H | 9 |
| RBI | 5 |
| BB | 7 |
| SO | 9 |
| LOB | 23 |


| | |
|-----|----|
| AB | 33 |
| R | 8 |
| H | 12 |
| RBI | 8 |
| BB | 8 |
| SO | 7 |
| LOB | 22 |



| Batter | 1 | 2 | 3 | 4 | 5 | 6 | 7 | 8 | 9 | AB | R | H | RBI | BB | SO | LOB | TOP | | | | | |
|--|------------------------------|---------------------------------|-------------------------------------|-----------------------------------|------------------------------|----------------------------------|-------------------------------|----------------------------------|-------------------------------------|-----------------------------------|------------------------------|---------------------------------|------------------------------|---------------------------------|-------------------------------------|-----------------------------------|------------------------------|----------------------------------|----------------------------------|------------------------------------|----------------------------------|--------|
| 18 Cory Sullivan, L (1, 8) OBP: 0.364, SLG: 0.520 | G6-3 | | L4 | | | F8 | | | G4-3 | 4 | 0 | 0 | 0 | 0 | 0 | 1 | | | | | | |
| 12 Clint Barnes, R (1, 6) OBP: 0.274, SLG: 0.374 | F9 | | | F9 | | G5-3 | | | F9 | 4 | 0 | 0 | 0 | 0 | 0 | 0 | | | | | | |
| 5 Matt Holliday, R (1, 7) OBP: 0.286, SLG: 0.472 | K | | | BB | | L4 | | | F9 | 3 | 0 | 0 | 0 | 1 | 1 | 0 | | | | | | |
| 27 Garrett Atkins, R (1, 5) OBP: 0.413, SLG: 0.546 | | F8 | | | BB | | | | F9 | 2 | 0 | 0 | 0 | 1 | 0 | 0 | | | | | | |
| 11 Brad Hawpe, L (1, 9) OBP: 0.436, SLG: 0.656 | | G3-6 | | K | | G4-3 | | | G4-3 | 2 | 0 | 0 | 0 | 1 | 1 | 2 | | | | | | |
| Jason Smith, L (1, 3) OBP: 0.387, SLG: 0.491 | G3-6 | | | L4 | | | | | F7 | 3 | 0 | 0 | 0 | 0 | 0 | 3 | | | | | | |
| Luis Gonzalez, R (1, 4) OBP: 0.267, SLG: 0.397 | | | F8 | | | G4-3 | | | F8 | 3 | 0 | 0 | 0 | 0 | 0 | 0 | | | | | | |
| Danny Ardoin, R (1, 2) OBP: 0.224, SLG: 0.241 | | | F7 | | | K | | | K | 2 | 0 | 0 | 0 | 0 | 1 | 0 | | | | | | |
| Jamey Carroll, R (8, PH) OBP: 0.444, SLG: 0.368 | | | | | | | | | | 1 | 0 | 0 | 0 | 0 | 1 | 0 | | | | | | |
| 61 Ramon E Ramirez, R (8, 1) OBP: 1.000, SLG: 1.000 | | | | | | | | | | 0 | 0 | 0 | 0 | 0 | 0 | 0 | | | | | | |
| 39 Tom Martin, L (8, 1) OBP: 1.000, SLG: 1.000 | | | | | | | | | | 0 | 0 | 0 | 0 | 0 | 0 | 0 | | | | | | |
| Jason Jennings, L (1, 1) OBP: 0.167, SLG: 0.167 | | | | | | F9 | | | K | 2 | 0 | 1 | 0 | 0 | 0 | 0 | | | | | | |
| Miguel Ojeda, R (8, PH) OBP: 0.362, SLG: 0.476 | | | | | | | | | K | 1 | 0 | 0 | 0 | 0 | 1 | 0 | | | | | | |
| Inning Stats | R: 0 E: 0 K: 1 S: 7 | H: 0 LOB: 0 BB: 0 P: 8 | R: 0 E: 0 K: 0 S: 4 | H: 0 LOB: 0 BB: 1 P: 9 | R: 0 E: 0 K: 0 S: 6 | H: 1 LOB: 1 BB: 0 P: 12 | R: 0 E: 0 K: 1 S: 13 | H: 0 LOB: 2 BB: 2 P: 23 | R: 0 E: 0 K: 1 S: 7 | H: 0 LOB: 0 BB: 0 P: 11 | R: 0 E: 0 K: 0 S: 5 | H: 0 LOB: 0 BB: 0 P: 7 | R: 0 E: 0 K: 0 S: 8 | H: 0 LOB: 0 BB: 0 P: 9 | R: 0 E: 0 K: 2 S: 8 | H: 0 LOB: 0 BB: 0 P: 11 | R: 0 E: 0 K: 0 S: 8 | H: 0 LOB: 0 BB: 0 P: 13 | 1B: 1 2B: 0 3B: 0 HR: 0 | SF: 0 SAC: 0 DP: 1 HBP: 0 | WP: 0 PB: 0 SB: 1 CS: 0 | PA: 30 |
| PITCHER 15 Tim Hudson, R (1, 1) ERA: 4.54 | IP: 9.0 WLS: W BF: 30 | H: 1 R: 0 ER: 0 SO: 5 | BB: 3 IBB: 0 HBP: 0 BLK: 0 | WP: 0 HR: 0 S: 66 P: 103 | ERA: 0.00 WHIP: 0.444 | PITCHER | IP: 9.0 WLS: W BF: 30 | H: 1 R: 0 ER: 0 SO: 5 | BB: 3 IBB: 0 HBP: 0 BLK: 0 | WP: 0 HR: 0 S: 66 P: 103 | ERA: 0.00 WHIP: 0.444 | PITCHER | IP: 9.0 WLS: W BF: 30 | H: 1 R: 0 ER: 0 SO: 5 | BB: 3 IBB: 0 HBP: 0 BLK: 0 | WP: 0 HR: 0 S: 66 P: 103 | ERA: 0.00 WHIP: 0.444 | | | | | |

Colorado Rockies @ Atlanta Braves
Turner Field, Atlanta, GA
Mon May 01 2006, 7:05 PM EDT
Att. 19,212 - Clear - 72 F


AB 27
R 0
H 1
RBI 0
BB 3
SO 5
LOB 6



| Batter | 1 | 2 | 3 | 4 | 5 | 6 | 7 | 8 | 9 | AB | R | H | RBI | BB | SO | LOB | BOTTOM | | | |
|---|------------------------------|----------------------------------|-------------------------------------|----------------------------------|-------------------------------|----------------------------------|-------------------------------|----------------------------------|-------------------------------------|----------------------------------|------------------------------|---------------------------------|------------------------------|----------------------------------|-------------------------------------|----------------------------------|----------------------------------|------------------------------------|----------------------------------|--------|
| Marcus Giles, R (1, 4) OBP: 0.320, SLG: 0.305 | F9 | L9 | | CS | | G6-3 | | | G6-3 | 4 | 0 | 1 | 1 | 0 | 0 | 2 | | | | |
| 11 Edgar Renteria, R (1, 6) OBP: 0.417, SLG: 0.537 | FC4-6 | | G6-3 | CS | F9 | | | | BB | 4 | 0 | 2 | 0 | 0 | 0 | 0 | | | | |
| 10 Chipper Jones, S (1, 5) OBP: 0.353, SLG: 0.432 | FC4-6 | | | | G4-3 | | | | BB | 3 | 0 | 1 | 0 | 1 | 0 | 1 | | | | |
| Andrew Jones, R (1, 8) OBP: 0.352, SLG: 0.581 | G4-3 | | FC6-4 | | G5-3 | | | | F7 | 4 | 0 | 0 | 0 | 0 | 0 | 4 | | | | |
| Adam LaRoche, L (1, 3) OBP: 0.295, SLG: 0.442 | | G4-3 | | | | G3 | | | F9 | 2 | 0 | 0 | 0 | 1 | 0 | 0 | | | | |
| Brian Jordan, R (8, PH) OBP: 0.346, SLG: 0.417 | | | | | | | | | | 1 | 0 | 0 | 0 | 0 | 0 | 2 | | | | |
| 7 Jeff Francoeur, R (1, 9) OBP: 0.221, SLG: 0.356 | | G6-3 | | K | | G1-3 | | | L8 | 4 | 0 | 0 | 0 | 0 | 1 | 4 | | | | |
| 16 Brian McCann, L (1, 2) OBP: 0.351, SLG: 0.529 | | | | | F8 | | | | | 3 | 1 | 2 | 0 | 0 | 0 | 0 | | | | |
| Ryan Langerhans, L (1, 7) OBP: 0.378, SLG: 0.479 | | | | | | | | | K | 2 | 1 | 1 | 0 | 1 | 1 | 0 | | | | |
| 15 Tim Hudson, R (1, 1) OBP: 0.182, SLG: 0.182 | | | | | SH3-4 | | | | K | 2 | 0 | 1 | 1 | 0 | 1 | 0 | | | | |
| Inning Stats | R: 0 E: 0 K: 0 S: 9 | H: 1 LOB: 1 BB: 0 P: 12 | R: 1 E: 0 K: 0 S: 10 | H: 2 LOB: 2 BB: 1 P: 21 | R: 0 E: 0 K: 1 S: 13 | H: 1 LOB: 2 BB: 1 P: 20 | R: 1 E: 0 K: 0 S: 10 | H: 2 LOB: 0 BB: 0 P: 15 | R: 0 E: 0 K: 0 S: 8 | H: 0 LOB: 0 BB: 0 P: 12 | R: 0 E: 0 K: 0 S: 6 | H: 1 LOB: 1 BB: 0 P: 8 | R: 0 E: 0 K: 2 S: 7 | H: 0 LOB: 0 BB: 0 P: 10 | R: 0 E: 0 K: 0 S: 5 | H: 1 LOB: 2 BB: 1 P: 11 | 1B: 8 2B: 0 3B: 0 HR: 0 | SF: 0 SAC: 1 DP: 0 HBP: 0 | WP: 0 PB: 0 SB: 0 CS: 1 | PA: 34 |
| PITCHER Jason Jennings, R (1, 1) ERA: 5.84 | IP: 7.0 WLS: L BF: 28 | H: 7 R: 2 ER: 2 SO: 3 | BB: 2 IBB: 0 HBP: 0 BLK: 0 | WP: 0 HR: 0 S: 63 P: 98 | ERA: 2.57 WHIP: 1.286 | PITCHER | IP: 7.0 WLS: L BF: 28 | H: 7 R: 2 ER: 2 SO: 3 | BB: 2 IBB: 0 HBP: 0 BLK: 0 | WP: 0 HR: 0 S: 63 P: 98 | ERA: 2.57 WHIP: 1.286 | PITCHER | IP: 7.0 WLS: L BF: 28 | H: 7 R: 2 ER: 2 SO: 3 | BB: 2 IBB: 0 HBP: 0 BLK: 0 | WP: 0 HR: 0 S: 63 P: 98 | ERA: 2.57 WHIP: 1.286 | | | |
| 61 Ramon E Ramirez, R (8, 1) ERA: 4.97 | 0.1 | 3 | 1 | 0 | 0 | 0 | 0 | 0 | 0 | 0 | 0 | 3 | 8 | 0.00 | 6.000 | | | | | |
| 39 Tom Martin, L (8, 1) ERA: 4.97 | 0.2 | 2 | 0 | 0 | 0 | 0 | 0 | 0 | 0 | 0 | 0 | 2 | 3 | 0.00 | 0.000 | | | | | |

Colorado Rockies @ Atlanta Braves
Turner Field, Atlanta, GA
Mon May 01 2006, 7:05 PM EDT
Att. 19,212 - Clear - 72 F

AB 29
R 2
H 8
RBI 2
BB 3
SO 3
LOB 13



| Batter | 1 | 2 | 3 | 4 | 5 | 6 | 7 | 8 | 9 | AB | R | H | RBI | BB | SO | LOB | TOP | | | | | | | | | | |
|---|------------------------------|----------------------------------|------------------------------|----------------------------------|------------------------------|---------------------------------|-------------------------------|----------------------------------|-------------------------------|----------------------------------|-------------------------------|----------------------------------|-------------------------------|----------------------------------|-------------------------------|----------------------------------|---|------------------------------|----------------------------------|----------------------------------|------------------------------------|----------------------------------|--------|--|--|--|--|
| 18 Cory Sullivan, L OBP: 0.365, SLG: 0.528 | | | | | | | | | | 4 | 1 | 1 | 0 | 1 | 1 | 0 | Colorado Rockies @ Atlanta Braves Turner Field, Atlanta, GA Tue May 02 2006, 7:35 PM EDT Att: 22,813 - Partly Cloudy - 75 F | | | | | | | | | | |
| 12 Clint Barmes, R OBP: 0.265, SLG: 0.364 | | | | | | | | | | 3 | 0 | 0 | 1 | 0 | 1 | 1 | | | | | | | | | | | |
| 5 Matt Holliday, R OBP: 0.293, SLG: 0.527 | | | | | | | | | | 4 | 2 | 2 | 2 | 0 | 1 | 0 | | | | | | | | | | | |
| 27 Garrett Atkins, R OBP: 0.416, SLG: 0.554 | | | | | | | | | | 4 | 0 | 2 | 0 | 0 | 1 | 0 | | | | | | | | | | | |
| 11 Brad Hawpe, L OBP: 0.456, SLG: 0.697 | | | | | | | | | | 3 | 1 | 3 | 1 | 1 | 0 | 0 | | | | | | | | | | | |
| Luis Gonzalez, R OBP: 0.250, SLG: 0.371 | | | | | | | | | | 4 | 0 | 0 | 0 | 0 | 0 | 5 | | | | | | | | | | | |
| Jamey Carroll, R OBP: 0.408, SLG: 0.333 Jose Mesa, R (8, 1) | | | | | | | | | | 4 | 0 | 0 | 0 | 0 | 0 | 4 | | | | | | | | | | | |
| Miguel Ojeda, R OBP: 0.340, SLG: 0.444 19 Ryan Spilborghs, R (9, PH) OBP: 0.600, SLG: 0.429 | | | | | | | | | | 3 | 0 | 0 | 0 | 0 | 0 | 0 | | | | | | | | | | | |
| 2B Aaron Cook, R OBP: 0.071, SLG: 0.071 Scott Dohmann, R (7, 1) Ray King, L (8, 1) Jason Smith, L OBP: 0.381, SLG: 0.482 | | | | | | | | | | 3 | 0 | 0 | 0 | 0 | 0 | 0 | | | | | | | | | | | |
| Inning Stats | R: 0 E: 0 K: 2 S: 8 | H: 0 LOB: 0 BB: 0 P: 12 | R: 1 E: 0 K: 1 S: 6 | H: 1 LOB: 0 BB: 0 P: 11 | R: 0 E: 0 K: 0 S: 7 | H: 0 LOB: 0 BB: 0 P: 9 | R: 1 E: 0 K: 0 S: 10 | H: 2 LOB: 1 BB: 0 P: 19 | R: 0 E: 0 K: 0 S: 15 | H: 0 LOB: 0 BB: 0 P: 11 | R: 2 E: 0 K: 0 S: 15 | H: 3 LOB: 2 BB: 1 P: 25 | R: 0 E: 0 K: 1 S: 10 | H: 0 LOB: 2 BB: 1 P: 18 | R: 0 E: 0 K: 0 S: 19 | H: 2 LOB: 2 BB: 0 P: 23 | | R: 0 E: 0 K: 1 S: 7 | H: 0 LOB: 0 BB: 0 P: 15 | 1B: 3 2B: 1 3B: 1 HR: 3 | SF: 1 SAC: 0 DP: 0 HBP: 0 | WP: 0 PB: 0 SB: 1 CS: 0 | PA: 37 | | | | |
| PITCHER | IP | WLS | BF | H | R | ER | SO | BB | IBB | HBP | BLK | WP | HR | S | P | ERA | WHIP | | | | | | | | | | |
| Jorge Sosa, R ERA: 6.65 | (1, 1) | 6.0 | 25 | 6 | 4 | 4 | 3 | 0 | 1 | 0 | 0 | 0 | 3 | 54 | 87 | 6.00 | 1.000 | | | | | | | | | | |
| Oscar Villarreal, R ERA: 2.25 | (7, 1) | 1.0 | 4 | 0 | 0 | 0 | 1 | 1 | 0 | 0 | 0 | 0 | 0 | 10 | 18 | 0.00 | 1.000 | | | | | | | | | | |
| Mike Rentlinger, L ERA: 3.12 | (8, 1) | 0.1 | 3 | 2 | 0 | 0 | 0 | 0 | 0 | 0 | 0 | 0 | 0 | 14 | 16 | 0.00 | 6.000 | | | | | | | | | | |
| 40 Lance Cormier, R ERA: 3.0 | (8, 1) | 0.2 | W | 2 | 0 | 0 | 0 | 0 | 0 | 0 | 0 | 0 | 0 | 5 | 7 | 0.00 | 0.000 | | | | | | | | | | |
| Chris Reitsma, R ERA: 5.98 | (9, 1) | 1.0 | S | 3 | 0 | 0 | 0 | 1 | 0 | 0 | 0 | 0 | 0 | 7 | 15 | 0.00 | 0.000 | | | | | | | | | | |

| Batter | 1 | 2 | 3 | 4 | 5 | 6 | 7 | 8 | 9 | AB | R | H | RBI | BB | SO | LOB | BOTTOM | | | | | | | | | | |
|--|-------------------------------|----------------------------------|------------------------------|----------------------------------|-------------------------------|----------------------------------|-------------------------------|----------------------------------|------------------------------|---------------------------------|------------------------------|---------------------------------|------------------------------|----------------------------------|------------------------------|----------------------------------|---|-----------------------------------|------------------------------------|----------------------------------|--------|--|--|--|--|--|--|
| Marcus Giles, R OBP: 0.343, SLG: 0.345 | | | | | | | | | | 5 | 1 | 4 | 1 | 0 | 0 | 0 | Colorado Rockies @ Atlanta Braves Turner Field, Atlanta, GA Tue May 02 2006, 7:35 PM EDT Att: 22,813 - Partly Cloudy - 75 F | | | | | | | | | | |
| 11 Edgar Renteria, R OBP: 0.416, SLG: 0.528 | | | | | | | | | | 5 | 0 | 2 | 0 | 0 | 0 | 4 | | | | | | | | | | | |
| 10 Chipper Jones, S OBP: 0.364, SLG: 0.426 | | | | | | | | | | 3 | 1 | 1 | 0 | 1 | 1 | 4 | | | | | | | | | | | |
| Andrew Jones, R OBP: 0.357, SLG: 0.588 | | | | | | | | | | 4 | 1 | 2 | 2 | 0 | 1 | 2 | | | | | | | | | | | |
| Adam LaRoche, L OBP: 0.304, SLG: 0.450 | | | | | | | | | | 3 | 1 | 1 | 1 | 1 | 0 | 2 | | | | | | | | | | | |
| 7 Jeff Francoeur, R OBP: 0.222, SLG: 0.352 | | | | | | | | | | 4 | 0 | 1 | 1 | 0 | 1 | 2 | | | | | | | | | | | |
| 16 Brian McCann, L OBP: 0.359, SLG: 0.521 | | | | | | | | | | 3 | 0 | 1 | 0 | 1 | 0 | 1 | | | | | | | | | | | |
| Ryan Langerhans, L OBP: 0.365, SLG: 0.461 23 Matt Diaz, R OBP: 0.206, SLG: 0.226 | | | | | | | | | | 3 | 0 | 0 | 0 | 0 | 1 | 2 | | | | | | | | | | | |
| Jorge Sosa, R OBP: 0.333, SLG: 0.800 4 Petri Olli, L OBP: 0.217, SLG: 0.237 Oscar Villarreal, L ERA: 2.54 Mike Rentlinger, L (8, 1) 40 Lance Cormier, R Wilson Betemit, S Chris Reitsma, R (9, 1) | | | | | | | | | | 1 | 0 | 0 | 0 | 1 | 0 | 1 | | | | | | | | | | | |
| Inning Stats | R: 0 E: 0 K: 0 S: 10 | H: 2 LOB: 2 BB: 0 P: 16 | R: 0 E: 0 K: 0 S: 8 | H: 0 LOB: 1 BB: 1 P: 17 | R: 3 E: 0 K: 0 S: 12 | H: 5 LOB: 1 BB: 0 P: 18 | R: 0 E: 0 K: 1 S: 10 | H: 1 LOB: 2 BB: 1 P: 14 | R: 0 E: 0 K: 1 S: 6 | H: 0 LOB: 0 BB: 0 P: 8 | R: 0 E: 0 K: 1 S: 6 | H: 1 LOB: 0 BB: 0 P: 8 | R: 1 E: 0 K: 1 S: 9 | H: 2 LOB: 2 BB: 2 P: 24 | R: 1 E: 0 K: 0 S: 9 | H: 2 LOB: 1 BB: 0 P: 17 | | 1B: 10 2B: 3 3B: 0 HR: 0 | SF: 0 SAC: 0 DP: 3 HBP: 0 | WP: 1 PB: 0 SB: 1 CS: 0 | PA: 38 | | | | | | |
| PITCHER | IP | WLS | BF | H | R | ER | SO | BB | IBB | HBP | BLK | WP | HR | S | P | ERA | WHIP | | | | | | | | | | |
| 2B Aaron Cook, R ERA: 3.76 | (1, 1) | 6.2 | 30 | 10 | 4 | 4 | 3 | 3 | 0 | 0 | 0 | 0 | 0 | 56 | 92 | 5.40 | 1.950 | | | | | | | | | | |
| Scott Dohmann, R ERA: 2.54 | (7, 1) | 0.1 | B | 3 | 1 | 0 | 0 | 0 | 1 | 0 | 0 | 0 | 0 | 5 | 13 | 0.00 | 3.000 | | | | | | | | | | |
| Ray King, L ERA: 3.86 | (8, 1) | 0.2 | L | 3 | 1 | 1 | 0 | 0 | 0 | 0 | 0 | 0 | 0 | 7 | 12 | 13.50 | 1.500 | | | | | | | | | | |
| Jose Mesa, R ERA: 0.59 | (8, 1) | 0.1 | 2 | 1 | 0 | 0 | 0 | 0 | 0 | 0 | 0 | 1 | 0 | 2 | 5 | 0.00 | 3.000 | | | | | | | | | | |



| Batter | 1 | 2 | 3 | 4 | 5 | 6 | 7 | 8 | 9 | AB | R | H | RBI | BB | SO | LOB | TOP | | | | | | | | |
|--|-------------------------------|----------------------------------|------------------------------|----------------------------------|-------------------------------|----------------------------------|-------------------------------|----------------------------------|-------------------------------|----------------------------------|-------------------------------|----------------------------------|------------------------------|----------------------------------|-------------------------------|----------------------------------|------------------------------|---------------------------------|----------------------------------|------------------------------------|----------------------------------|--------|--|--|--|
| Marcus Giles, R OBP: 0.327, SLG: 0.326 | (1,4) 2-3 K | | (1,3) K | | (1,2) F9 | | (1,0) G6-3 | | (0,0) G1-3 | 5 | 0 | 0 | 0 | 0 | 2 | 1 | | | | | | | | | |
| 11 Edgar Renteria, R OBP: 0.402, SLG: 0.506 | (1,6) 3-3 K | | | (1,1) G6-3 | | (2,2) HR 1B | | (1,1) B1-3 | (0,3) K | 5 | 1 | 1 | 0 | 0 | 2 | 0 | | | | | | | | | |
| 10 Chipper Jones, S OBP: 0.373, SLG: 0.440 | (1,5) 4-1 BB | | | (2,2) G6-3 | | (0,0) F8 | | (1,2) 7 1B | | 3 | 1 | 1 | 0 | 1 | 0 | 1 | | | | | | | | | |
| Andruw Jones, R OBP: 0.362, SLG: 0.614 | (1,8) 3-1 F8 | | | (1,1) 1B | | (0,0) HR | | (3,3) K | | 4 | 1 | 2 | 2 | 0 | 1 | 2 | | | | | | | | | |
| Adam LaRoche, L OBP: 0.313, SLG: 0.446 | | (1,3) 1-2 F8 | | (2,3) K | | (3,1) HR | | (4,0) 7 1B | | 3 | 0 | 1 | 0 | 1 | 1 | 1 | | | | | | | | | |
| 7 Jeff Francoeur, R OBP: 0.223, SLG: 0.349 | (1,9) 0-1 G6-3 | | | | (1,0) E5 | (0,2) FC1-4-6 | | (1,2) 1B | | 4 | 1 | 1 | 1 | 0 | 0 | 1 | | | | | | | | | |
| 16 Brian McCann, L OBP: 0.366, SLG: 0.514 | | (2,2) F7 | | | (3,1) 29 1B | (0,2) G4-3 | | (1,0) FC6-4 | | 3 | 0 | 1 | 0 | 0 | 0 | 1 | | | | | | | | | |
| Ryan Langerhans, L OBP: 0.360, SLG: 0.443 | | | (0,1) G4-3 | | (4,2) 29 1B | | (3,3) K | (2,1) FC6-4 | | 3 | 0 | 0 | 0 | 1 | 1 | 3 | | | | | | | | | |
| 29 John Smoltz, R OBP: 0.182, SLG: 0.100 | | | (1,2) G6-3 | | (0,1) G6-3 | | (2,2) G6-3 | | (2,3) K | 3 | 0 | 0 | 0 | 0 | 0 | 2 | | | | | | | | | |
| Mike Remlinger, L Ken Ray, R Wilson Betemit, S OBP: 0.324, SLG: 0.419 | (8,1) | | | | (1-2) 2-3 3-H | | | | | 0 | 0 | 0 | 0 | 0 | 0 | 0 | | | | | | | | | |
| Inning Stats | R: 0 E: 0 K: 2 S: 10 | H: 0 LOB: 1 BB: 1 P: 22 | R: 0 E: 0 K: 0 S: 9 | H: 0 LOB: 0 BB: 0 P: 12 | R: 0 E: 0 K: 1 S: 10 | H: 1 LOB: 1 BB: 0 P: 12 | R: 0 E: 0 K: 1 S: 12 | H: 1 LOB: 1 BB: 0 P: 18 | R: 1 E: 1 K: 0 S: 11 | H: 1 LOB: 1 BB: 1 P: 20 | R: 2 E: 0 K: 0 S: 14 | H: 3 LOB: 1 BB: 0 P: 19 | R: 0 E: 0 K: 1 S: 9 | H: 0 LOB: 0 BB: 0 P: 14 | R: 1 E: 0 K: 1 S: 14 | H: 2 LOB: 3 BB: 1 P: 27 | R: 0 E: 0 K: 2 S: 7 | H: 0 LOB: 0 BB: 0 P: 9 | 1B: 5 2B: 1 3B: 0 HR: 1 | SF: 0 SAC: 0 DP: 1 HBP: 1 | WP: 0 PB: 0 SB: 0 CS: 0 | PA: 38 | | | |
| PITCHER | IP | WLS | BF | H | R | ER | SO | BB | IBB | HBP | BLK | WP | HR | S | P | ERA | WHIP | | | | | | | | |
| 39 Brett Myers, R ERA: 3.11 | (1,1) 7.0 | | 28 | 5 | 3 | 2 | 5 | 2 | 0 | 0 | 0 | 0 | 1 | 75 | 117 | 2.57 | 1.000 | | | | | | | | |
| Ryan Franklin, R ERA: 4.11 | (8,1) 0.2 | W | 5 | 2 | 1 | 1 | 1 | 0 | 1 | 0 | 0 | 0 | 0 | 12 | 22 | 13.50 | 3.000 | | | | | | | | |
| Rheal Cormier, L ERA: 4.11 | (8,1) 0.1 | | 2 | 0 | 0 | 0 | 0 | 0 | 0 | 1 | 0 | 0 | 0 | 2 | 5 | 0.00 | 0.000 | | | | | | | | |
| 45 Tom Gordon, R ERA: 0.66 | (9,1) 1.0 | S | 3 | 0 | 0 | 0 | 2 | 0 | 0 | 0 | 0 | 0 | 0 | 7 | 9 | 0.00 | 0.000 | | | | | | | | |

Atlanta Braves @ Philadelphia Phillies
Citizens Bank Park, Philadelphia, PA
Wed May 03 2006, 7:05 PM EDT
Att: 26,443 - Cloudy - 71 F

AB 34
R 4
H 7
RBI 3
BB 3
SO 8
LOB 12



| Batter | 1 | 2 | 3 | 4 | 5 | 6 | 7 | 8 | 9 | AB | R | H | RBI | BB | SO | LOB | BOTTOM | | | | | | | | |
|--|-------------------------------|----------------------------------|-------------------------------|----------------------------------|-------------------------------|----------------------------------|-------------------------------|----------------------------------|------------------------------|---------------------------------|------------------------------|---------------------------------|-------------------------------|----------------------------------|-------------------------------|----------------------------------|------------------------------|---------------------------------|----------------------------------|------------------------------------|----------------------------------|--------|--|--|--|
| 11 Jimmy Rollins, S OBP: 0.314, SLG: 0.409 | (1,6) 0-0 2B | | (1,0) 26 1B | (2,2) G3 | | | (2,1) G3-1 | | | 3 | 1 | 1 | 0 | 0 | 0 | 1 | | | | | | | | | |
| 26 Chase Utley, L OBP: 0.351, SLG: 0.480 | (1,4) 2-3 K | | (2,2) 1B | | (0,0) F7 | | | (2,0) HR | | 4 | 2 | 2 | 1 | 0 | 1 | 1 | | | | | | | | | |
| Aaron Rowand, R OBP: 0.354, SLG: 0.476 | (1,8) 2-3 K | | (1,2) 1B | | (0,0) G6-3 | | | (0,1) HR | | 4 | 1 | 2 | 3 | 0 | 1 | 1 | | | | | | | | | |
| Bobby Abreu, L OBP: 0.458, SLG: 0.558 | (1,9) 2-1 G4-3 | | (2,1) 6 FC6-4 | | (3,2) L9 | | | (3,3) K | | 4 | 0 | 1 | 0 | 0 | 1 | 1 | | | | | | | | | |
| 6 Ryan Howard, L OBP: 0.393, SLG: 0.489 | | (0,0) FC3-6 | (1,2) FC6-4 | | (2,1) P5 | | | (3,2) 8 1B | | 4 | 0 | 2 | 1 | 0 | 0 | 2 | | | | | | | | | |
| David Dellucci, L OBP: 0.222, SLG: 0.167 | (1,7) 1-2 FC3-6 | | (2,3) K | | (0,1) G3-1 | | | (0,1) G5-3 | | 3 | 0 | 0 | 0 | 0 | 1 | 3 | | | | | | | | | |
| 8 Shane Victorino, S OBP: 0.304, SLG: 0.286 | (8,7) 1-2 CS | | | | | | | (1,2) 1B | | 1 | 0 | 1 | 0 | 0 | 0 | 0 | | | | | | | | | |
| Mike Lieberthal, R OBP: 0.328, SLG: 0.419 | (1,2) 1-2 K | | | | (1,1) 38 G4-3 | | | (1,2) 1B | | 4 | 0 | 2 | 0 | 0 | 1 | 1 | | | | | | | | | |
| Abraham Nunez, S OBP: 0.270, SLG: 0.278 | (1,5) 1-2 CS | | | | | | | (2,2) G4-3 | | 3 | 1 | 1 | 0 | 0 | 0 | 1 | | | | | | | | | |
| Ryan Franklin, R Rheal Cormier, L Pat Burrell, P OBP: 0.400, SLG: 0.609 | (8,1) | | | | (1,2) F7 | | | (2,2) G5-3 | | 0 | 0 | 0 | 0 | 0 | 0 | 0 | | | | | | | | | |
| 45 Tom Gordon, R 39 Brett Myers, R | (9,1) | | | | (1,2) 26 1B | | | (2,3) 1B | | 1 | 0 | 0 | 0 | 0 | 0 | 3 | | | | | | | | | |
| David Bell, R OBP: 0.291, SLG: 0.395 | (7,5) 1-2 K | | | | (0,3) K | | | (3,2) P6 | | 2 | 0 | 0 | 0 | 0 | 1 | 2 | | | | | | | | | |
| Inning Stats | R: 0 E: 0 K: 2 S: 12 | H: 1 LOB: 1 BB: 0 P: 18 | R: 0 E: 0 K: 1 S: 10 | H: 1 LOB: 0 BB: 0 P: 13 | R: 3 E: 0 K: 2 S: 21 | H: 4 LOB: 2 BB: 0 P: 31 | R: 0 E: 0 K: 0 S: 13 | H: 1 LOB: 1 BB: 0 P: 16 | R: 0 E: 0 K: 0 S: 6 | H: 0 LOB: 0 BB: 0 P: 9 | R: 0 E: 0 K: 0 S: 5 | H: 0 LOB: 0 BB: 0 P: 7 | R: 0 E: 0 K: 1 S: 18 | H: 0 LOB: 0 BB: 0 P: 15 | R: 2 E: 0 K: 1 S: 18 | H: 5 LOB: 2 BB: 0 P: 29 | R: 0 E: 0 K: 1 S: 7 | H: 0 LOB: 0 BB: 0 P: 9 | 1B: 9 2B: 2 3B: 0 HR: 1 | SF: 0 SAC: 0 DP: 1 HBP: 1 | WP: 0 PB: 0 SB: 0 CS: 1 | PA: 36 | | | |
| PITCHER | IP | WLS | BF | H | R | ER | SO | BB | IBB | HBP | BLK | WP | HR | S | P | ERA | WHIP | | | | | | | | |
| 29 John Smoltz, R ERA: 4.05 | (1,1) 7.0 | | 28 | 7 | 3 | 3 | 5 | 0 | 0 | 1 | 0 | 0 | 0 | 75 | 109 | 3.86 | 1.000 | | | | | | | | |
| Mike Remlinger, L ERA: 5.0 | (8,1) 0.1 | L | 5 | 4 | 2 | 2 | 1 | 0 | 0 | 0 | 0 | 0 | 1 | 11 | 19 | 54.00 | 12.000 | | | | | | | | |
| Ken Ray, R ERA: 2.53 | (8,1) 0.2 | | 2 | 1 | 0 | 0 | 0 | 0 | 0 | 0 | 0 | 0 | 0 | 7 | 10 | 0.00 | 1.500 | | | | | | | | |

Atlanta Braves @ Philadelphia Phillies
Citizens Bank Park, Philadelphia, PA
Wed May 03 2006, 7:05 PM EDT
Att: 26,443 - Cloudy - 71 F

AB 34
R 5
H 12
RBI 5
BB 0
SO 6
LOB 16



| Batter | 1 | 2 | 3 | 4 | 5 | 6 | 7 | 8 | 9 | AB | R | H | RBI | BB | SO | LOB | TOP | | | |
|---|---|---|---|---|---|---|---|---|---|---|---|---|---|---|---|---|---|------------------------------------|----------------------------------|--------|
| Marcus Giles, R (1.4) OBP: 0.313, SLG: 0.309 | G6-3 | | G4-3 | | G1-3 | | K | | G5-3 | 5 | 0 | 0 | 0 | 0 | 1 | 1 | Atlanta Braves @ Philadelphia Phillies Citizens Bank Park, Philadelphia, PA Thu May 04 2006, 7:05 PM EDT Att: 24,842 - Clear - 79 F | | | |
| 11 Edgar Renteria, R (1.6) OBP: 0.395, SLG: 0.494 | G5-3 1B | | E2 SF7 | | G5-3 | | F7 | | | 4 | 2 | 1 | 0 | 0 | 0 | 1 | | | | |
| 10 Chipper Jones, S (1.5) OBP: 0.381, SLG: 0.463 | 2B | | 1B | | F8 | | G4-3 | | | 4 | 1 | 2 | 0 | 0 | 0 | 1 | | | | |
| Andruw Jones, R (1.8) OBP: 0.358, SLG: 0.606 | G5-3 | | SF7 | | G2-3 1B | | F8 | | | 3 | 0 | 1 | 2 | 0 | 0 | 1 | | | | |
| Adam LaRoche, L (1.3) OBP: 0.320, SLG: 0.453 | 2B | | K | | G2-3 BB | | P6 | | | 3 | 0 | 1 | 1 | 1 | 1 | 1 | | | | |
| 7 Jeff Francoeur, R (1.9) OBP: 0.224, SLG: 0.345 | K | | | | G2-3 BB | | 1B | | | 4 | 0 | 1 | 0 | 0 | 1 | 3 | | | | |
| 16 Brian McCann, L (1.2) OBP: 0.372, SLG: 0.500 | | | G1-3 | | G3-6 BB | | K2-3 | | | 2 | 0 | 0 | 0 | 2 | 1 | 1 | | | | |
| Ryan Langerhans, L (1.7) OBP: 0.348, SLG: 0.427 | G4-3 | | G3-6 | | K | | F9 | | | 3 | 0 | 0 | 0 | 0 | 1 | 4 | | | | |
| Brian Jordan, R (9, PH) OBP: 0.333, SLG: 0.400 | | | | | | | | | | 1 | 0 | 0 | 0 | 0 | 0 | 0 | | | | |
| John Thomson, R (1.1) 23 Matt Mieske, R (7, PH) Ken Ray, R (7, 1) 49 Macay McBride, L (8, 1) 58 Peter Moylan, R (8, 1) Wilson Betemit, S (8, PH) OBP: 0.285, SLG: 0.417 OBP: 0.229, SLG: 0.313 | K | | | | K | | F9 | | | 2 | 0 | 0 | 0 | 0 | 2 | 0 | | | | |
| Inning Stats | R: 2 E: 0 K: 1 S: 14 | H: 3 LOB: 1 BB: 0 P: 22 | R: 0 E: 0 K: 1 S: 6 | H: 0 LOB: 0 BB: 0 P: 10 | R: 1 E: 1 K: 1 S: 9 | H: 1 LOB: 1 BB: 0 P: 12 | R: 0 E: 0 K: 0 S: 4 | H: 0 LOB: 0 BB: 1 P: 10 | R: 0 E: 0 K: 1 S: 16 | H: 1 LOB: 3 BB: 2 P: 31 | R: 0 E: 0 K: 1 S: 8 | H: 1 LOB: 1 BB: 0 P: 13 | R: 0 E: 0 K: 1 S: 9 | H: 0 LOB: 0 BB: 0 P: 12 | R: 0 E: 0 K: 0 S: 9 | H: 0 LOB: 0 BB: 0 P: 16 | 1B: 4 2B: 2 3B: 1 HR: 0 | SF: 1 SAC: 0 DP: 1 HBP: 0 | WP: 0 PB: 0 SB: 0 CS: 0 | PA: 37 |
| PITCHER | IP WLS BF H R ER SO BB IBB HBP BLK WP HR S P ERA WHIP | IP WLS BF H R ER SO BB IBB HBP BLK WP HR S P ERA WHIP | IP WLS BF H R ER SO BB IBB HBP BLK WP HR S P ERA WHIP | IP WLS BF H R ER SO BB IBB HBP BLK WP HR S P ERA WHIP | IP WLS BF H R ER SO BB IBB HBP BLK WP HR S P ERA WHIP | IP WLS BF H R ER SO BB IBB HBP BLK WP HR S P ERA WHIP | IP WLS BF H R ER SO BB IBB HBP BLK WP HR S P ERA WHIP | IP WLS BF H R ER SO BB IBB HBP BLK WP HR S P ERA WHIP | IP WLS BF H R ER SO BB IBB HBP BLK WP HR S P ERA WHIP | IP WLS BF H R ER SO BB IBB HBP BLK WP HR S P ERA WHIP | IP WLS BF H R ER SO BB IBB HBP BLK WP HR S P ERA WHIP | IP WLS BF H R ER SO BB IBB HBP BLK WP HR S P ERA WHIP | IP WLS BF H R ER SO BB IBB HBP BLK WP HR S P ERA WHIP | IP WLS BF H R ER SO BB IBB HBP BLK WP HR S P ERA WHIP | IP WLS BF H R ER SO BB IBB HBP BLK WP HR S P ERA WHIP | IP WLS BF H R ER SO BB IBB HBP BLK WP HR S P ERA WHIP | IP WLS BF H R ER SO BB IBB HBP BLK WP HR S P ERA WHIP | | | |

| | |
|-----|----|
| AB | 33 |
| R | 3 |
| H | 7 |
| RBI | 3 |
| BB | 3 |
| SO | 7 |
| LOB | 13 |



| Batter | 1 | 2 | 3 | 4 | 5 | 6 | 7 | 8 | 9 | AB | R | H | RBI | BB | SO | LOB | BOTTOM | | | |
|---|---|---|---|---|---|---|---|---|---|---|---|---|---|---|---|---|---|------------------------------------|----------------------------------|--------|
| 11 Jimmy Rollins, S (1.6) OBP: 0.317, SLG: 0.435 | HR | | FC3-6 26 1B | G4-3 | | F7 | | G4-3 | | 5 | 2 | 2 | 1 | 0 | 0 | 5 | Atlanta Braves @ Philadelphia Phillies Citizens Bank Park, Philadelphia, PA Thu May 04 2006, 7:05 PM EDT Att: 24,842 - Clear - 79 F | | | |
| 26 Chase Utley, L (1.4) OBP: 0.357, SLG: 0.481 | FC5 BB | | FC3-6 1B | | G4-3 | | F7 | | | 4 | 0 | 2 | 0 | 0 | 0 | 0 | | | | |
| Bobby Abreu, L (1.9) OBP: 0.459, SLG: 0.545 | E 6 SF6-3 BB | | FC3-6 1B 6 SF8 | | G3-1 | | CS BB | | | 2 | 2 | 0 | 0 | 2 | 0 | 2 | | | | |
| Pat Burrell, R (1.7) OBP: 0.394, SLG: 0.593 | FC5 6 SF6-3 | | FC3-6 1B | | G5-3 | | K | | | 4 | 0 | 1 | 1 | 0 | 1 | 3 | | | | |
| Geoff Geary, R (8, 1) OBP: 0.500, SLG: 1.000 | | | | | | | | | | 0 | 0 | 0 | 0 | 0 | 0 | 0 | | | | |
| Rheal Cormier, L (8, 1) | | | | | | | | | | 0 | 0 | 0 | 0 | 0 | 0 | 0 | | | | |
| Arthur Rhodes, L (9, 1) | | | | | | | | | | 0 | 0 | 0 | 0 | 0 | 0 | 0 | | | | |
| 6 Ryan Howard, L (1.3) OBP: 0.387, SLG: 0.521 | SF8-6-3 | | SF8 | | | | HR | | | 2 | 1 | 1 | 3 | 0 | 0 | 0 | | | | |
| Aaron Rowand, R (1.8) OBP: 0.350, SLG: 0.468 | | | G1-3 | | | | G5-3 | | | 4 | 0 | 1 | 0 | 0 | 0 | 1 | | | | |
| David Bell, R (1.5) OBP: 0.300, SLG: 0.495 | | | K | | G6-3 | | 2B | | | 3 | 1 | 1 | 0 | 1 | 1 | 1 | | | | |
| Mike Lieberthal, R (1.2) OBP: 0.328, SLG: 0.406 | F9 | | E6 SH3-4 | | | | HBP | | | 2 | 0 | 0 | 0 | 0 | 0 | 1 | | | | |
| Sal Fasano, R (7, 2) OBP: 0.250, SLG: 0.382 | | | | | | | | | | 1 | 0 | 1 | 0 | 0 | 0 | 0 | | | | |
| Cory Lidle, R (1, 1) OBP: 0.200, SLG: 0.333 | L5 | | | | | | P5 | | | 1 | 0 | 0 | 0 | 0 | 0 | 1 | | | | |
| David Dellucci, L (6, PH) OBP: 0.214, SLG: 0.160 | | | | | | | | | | 1 | 0 | 0 | 0 | 0 | 0 | 2 | | | | |
| Aaron Fultz, L (7, 1) | | | | | | | | | | 0 | 0 | 0 | 0 | 0 | 0 | 0 | | | | |
| 8 Shane Victorino, S (8, 7) OBP: 0.333, SLG: 0.318 | | | | | | | | | | 1 | 0 | 1 | 1 | 0 | 0 | 0 | | | | |
| Inning Stats | R: 2 E: 1 K: 0 S: 11 | H: 2 LOB: 0 BB: 1 P: 16 | R: 0 E: 0 K: 1 S: 10 | H: 1 LOB: 1 BB: 0 P: 15 | R: 2 E: 0 K: 0 S: 14 | H: 3 LOB: 1 BB: 0 P: 21 | R: 0 E: 1 K: 0 S: 7 | H: 0 LOB: 1 BB: 0 P: 13 | R: 0 E: 0 K: 0 S: 5 | H: 0 LOB: 0 BB: 0 P: 11 | R: 1 E: 0 K: 0 S: 10 | H: 2 LOB: 2 BB: 0 P: 18 | R: 0 E: 0 K: 1 S: 5 | H: 0 LOB: 0 BB: 1 P: 12 | R: 1 E: 0 K: 0 S: 9 | H: 2 LOB: 2 BB: 1 P: 20 | 1B: 7 2B: 2 3B: 0 HR: 2 | SF: 2 SAC: 1 DP: 1 HBP: 1 | WP: 0 PB: 0 SB: 0 CS: 1 | PA: 37 |
| PITCHER | IP WLS BF H R ER SO BB IBB HBP BLK WP HR S P ERA WHIP | IP WLS BF H R ER SO BB IBB HBP BLK WP HR S P ERA WHIP | IP WLS BF H R ER SO BB IBB HBP BLK WP HR S P ERA WHIP | IP WLS BF H R ER SO BB IBB HBP BLK WP HR S P ERA WHIP | IP WLS BF H R ER SO BB IBB HBP BLK WP HR S P ERA WHIP | IP WLS BF H R ER SO BB IBB HBP BLK WP HR S P ERA WHIP | IP WLS BF H R ER SO BB IBB HBP BLK WP HR S P ERA WHIP | IP WLS BF H R ER SO BB IBB HBP BLK WP HR S P ERA WHIP | IP WLS BF H R ER SO BB IBB HBP BLK WP HR S P ERA WHIP | IP WLS BF H R ER SO BB IBB HBP BLK WP HR S P ERA WHIP | IP WLS BF H R ER SO BB IBB HBP BLK WP HR S P ERA WHIP | IP WLS BF H R ER SO BB IBB HBP BLK WP HR S P ERA WHIP | IP WLS BF H R ER SO BB IBB HBP BLK WP HR S P ERA WHIP | IP WLS BF H R ER SO BB IBB HBP BLK WP HR S P ERA WHIP | IP WLS BF H R ER SO BB IBB HBP BLK WP HR S P ERA WHIP | IP WLS BF H R ER SO BB IBB HBP BLK WP HR S P ERA WHIP | IP WLS BF H R ER SO BB IBB HBP BLK WP HR S P ERA WHIP | | | |

| | |
|-----|----|
| AB | 30 |
| R | 6 |
| H | 10 |
| RBI | 6 |
| BB | 3 |
| SO | 2 |
| LOB | 16 |



| Batter | 1 | 2 | 3 | 4 | 5 | 6 | 7 | 8 | 9 | 10 | 11 | 12 | 13 | 14 | AB | R | H | RBI | BB | SO | LOB | TOP | | | | | | | | |
|--|------------------------------|----------------------------------|-------------------------------|----------------------------------|------------------------------|----------------------------------|-------------------------------|----------------------------------|------------------------------|----------------------------------|-------------------------------|----------------------------------|-------------------------------|----------------------------------|------------------------------|----------------------------------|------------------------------|---------------------------------|-------------------------------|----------------------------------|------------------------------|----------------------------------|------------------------------|---------------------------------|-------------------------------|----------------------------------|-----------------------------------|------------------------------------|----------------------------------|--------|
| Marcus Giles, R OBP: 0.319, SLG: 0.337 | | | | | | | | | | | | | | | 7 | 2 | 3 | 0 | 0 | 0 | 0 | | | | | | | | | |
| 11 Edgar Renteria, R OBP: 0.391, SLG: 0.477 | | | | | | | | | | | | | | | 5 | 0 | 1 | 0 | 1 | 1 | 2 | | | | | | | | | |
| 10 Chipper Jones, S OBP: 0.386, SLG: 0.450 | | | | | | | | | | | | | | | 6 | 1 | 2 | 1 | 1 | 0 | 3 | | | | | | | | | |
| Andrew Jones, R OBP: 0.362, SLG: 0.591 | | | | | | | | | | | | | | | 6 | 0 | 2 | 1 | 1 | 3 | 3 | | | | | | | | | |
| 7 Jeff Francoeur, R OBP: 0.228, SLG: 0.350 | | | | | | | | | | | | | | | 7 | 0 | 2 | 1 | 0 | 1 | 5 | | | | | | | | | |
| Brian Jordan, R OBP: 0.355, SLG: 0.448 | | | | | | | | | | | | | | | 4 | 2 | 2 | 0 | 0 | 1 | 3 | | | | | | | | | |
| Adam LaRoche, L OBP: 0.320, SLG: 0.443 | | | | | | | | | | | | | | | 2 | 0 | 0 | 0 | 1 | 0 | 1 | | | | | | | | | |
| 16 Brian McCann, L OBP: 0.370, SLG: 0.500 | | | | | | | | | | | | | | | 6 | 1 | 2 | 2 | 0 | 0 | 4 | | | | | | | | | |
| 23 Matt Diaz, R OBP: 0.237, SLG: 0.314 | | | | | | | | | | | | | | | 3 | 0 | 1 | 1 | 0 | 1 | 2 | | | | | | | | | |
| Ryan Langerhans, L OBP: 0.357, SLG: 0.412 | | | | | | | | | | | | | | | 3 | 0 | 0 | 0 | 0 | 0 | 0 | | | | | | | | | |
| 26 Nick Deniro, R OBP: 0.277, SLG: 0.314 | | | | | | | | | | | | | | | 3 | 0 | 0 | 0 | 0 | 0 | 0 | | | | | | | | | |
| Inning Stats | R: 1 E: 0 K: 1 S: 9 | H: 1 LOB: 0 BB: 0 P: 15 | R: 1 E: 0 K: 0 S: 11 | H: 2 LOB: 1 BB: 0 P: 18 | R: 0 E: 0 K: 1 S: 9 | H: 0 LOB: 1 BB: 1 P: 19 | R: 0 E: 0 K: 2 S: 10 | H: 1 LOB: 1 BB: 0 P: 15 | R: 0 E: 0 K: 0 S: 7 | H: 1 LOB: 1 BB: 0 P: 11 | R: 2 E: 0 K: 0 S: 12 | H: 4 LOB: 2 BB: 0 P: 17 | R: 2 E: 0 K: 0 S: 12 | H: 3 LOB: 2 BB: 1 P: 22 | R: 0 E: 0 K: 1 S: 9 | H: 1 LOB: 1 BB: 0 P: 14 | R: 0 E: 0 K: 0 S: 6 | H: 0 LOB: 0 BB: 0 P: 7 | R: 1 E: 0 K: 1 S: 13 | H: 2 LOB: 2 BB: 1 P: 23 | R: 0 E: 0 K: 0 S: 6 | H: 0 LOB: 0 BB: 0 P: 12 | R: 0 E: 0 K: 1 S: 7 | H: 0 LOB: 0 BB: 0 P: 8 | R: 0 E: 0 K: 1 S: 10 | H: 1 LOB: 1 BB: 0 P: 15 | 1B: 10 2B: 5 3B: 0 HR: 1 | SF: 0 SAC: 1 DP: 1 HBP: 0 | WP: 0 PB: 0 SB: 4 CS: 1 | PA: 60 |
| PITCHER | IP | WLS | BF | H | R | ER | SO | BB | IBB | HBP | BLK | WP | HR | S | P | ERA | WHIP | | | | | | | | | | | | | |
| Steve Trachsel, R ERA: 4.96 | 6.0 | | 27 | 9 | 4 | 4 | 4 | | | | | 0 | 0 | 58 | 95 | 6.00 | 1.667 | | | | | | | | | | | | | |
| Chad Bradford, R ERA: 3.48 | 0.2 | | 6 | 3 | 2 | 2 | 0 | 0 | 1 | 0 | 0 | 0 | 0 | 9 | 17 | 27.00 | 4.500 | | | | | | | | | | | | | |
| 25 Pedro Feliciano, L ERA: 1.23 | 0.1 | | 1 | 0 | 0 | 0 | 0 | 0 | 0 | 0 | 0 | 0 | 0 | 3 | 5 | 0.00 | 0.000 | | | | | | | | | | | | | |
| Aaron Heilman, R ERA: 2.04 | 2.0 | | 7 | 1 | 0 | 0 | 1 | 0 | 0 | 0 | 0 | 0 | 0 | 14 | 19 | 0.00 | 0.500 | | | | | | | | | | | | | |
| 13 Billy Wagner, L ERA: 2.12 | 2.0 | | 9 | 2 | 1 | 1 | 1 | 0 | 1 | 0 | 0 | 0 | 1 | 19 | 30 | 4.50 | 1.000 | | | | | | | | | | | | | |

Atlanta Braves @ New York Mets
Shea Stadium, Flushing, NY
Fri May 05 2006, 7:10 PM EDT
Att: 47,720 - Cloudy - 79 F

AB 55
R 7
H 16
RBI 7
BB 4
SO 8
LOB 25



| Batter | 1 | 2 | 3 | 4 | 5 | 6 | 7 | 8 | 9 | 10 | 11 | 12 | 13 | 14 | AB | R | H | RBI | BB | SO | LOB | BOTTOM | | | | | |
|--|-------------------------------|----------------------------------|-------------------------------|----------------------------------|------------------------------|----------------------------------|------------------------------|----------------------------------|-------------------------------|----------------------------------|------------------------------|----------------------------------|------------------------------|----------------------------------|------------------------------|----------------------------------|------------------------------|----------------------------------|-----------------------------------|------------------------------------|----------------------------------|--------|---|--|--|--|--|
| 7 José Reyes, S OBP: 0.336, SLG: 0.409 | | | | | | | | | | | | | | | 7 | 2 | 5 | 0 | 1 | 0 | 1 | | | | | | |
| 16 Paul Lo Duca, R OBP: 0.347, SLG: 0.430 | | | | | | | | | | | | | | | | 7 | 1 | 1 | 0 | 1 | 0 | 6 | | | | | |
| 15 Carlos Beltrán, S OBP: 0.417, SLG: 0.594 | | | | | | | | | | | | | | | | | 6 | 3 | 2 | 2 | 2 | 1 | 3 | | | | |
| 21 Carlos Delgado, L OBP: 0.394, SLG: 0.622 | | | | | | | | | | | | | | | | | 6 | 1 | 1 | 1 | 2 | 0 | 3 | | | | |
| 5 David Wright, R OBP: 0.394, SLG: 0.559 | | | | | | | | | | | | | | | | | 5 | 0 | 3 | 2 | 3 | 1 | 2 | | | | |
| Cliff Floyd, L OBP: 0.270, SLG: 0.316 | | | | | | | | | | | | | | | 6 | 1 | 2 | 2 | 1 | 0 | 10 | | | | | | |
| Xavier Nady, R OBP: 0.351, SLG: 0.567 | | | | | | | | | | | | | | | | 4 | 0 | 0 | 0 | 3 | 0 | 2 | | | | | |
| Kazuo Matsui, S OBP: 0.288, SLG: 0.364 | | | | | | | | | | | | | | | | 5 | 0 | 1 | 1 | 0 | 1 | 2 | | | | | |
| Inning Stats | R: 1 E: 0 K: 0 S: 10 | H: 2 LOB: 0 BB: 0 P: 13 | R: 0 E: 0 K: 2 S: 13 | H: 1 LOB: 2 BB: 1 P: 26 | R: 1 E: 0 K: 0 S: 5 | H: 1 LOB: 3 BB: 3 P: 19 | R: 0 E: 0 K: 0 S: 8 | H: 0 LOB: 0 BB: 0 P: 13 | R: 4 E: 1 K: 0 S: 12 | H: 5 LOB: 2 BB: 2 P: 19 | R: 0 E: 0 K: 1 S: 7 | H: 0 LOB: 2 BB: 2 P: 19 | R: 0 E: 0 K: 0 S: 6 | H: 1 LOB: 3 BB: 2 P: 23 | R: 0 E: 0 K: 0 S: 6 | H: 0 LOB: 1 BB: 1 P: 14 | R: 1 E: 0 K: 0 S: 8 | H: 1 LOB: 1 BB: 1 P: 17 | 1B: 10 2B: 3 3B: 1 HR: 2 | SF: 0 SAC: 2 DP: 3 HBP: 0 | WP: 1 PB: 2 SB: 0 CS: 0 | PA: 68 | | | | | |
| PITCHER | IP | WLS | BF | H | R | ER | SO | BB | IBB | HBP | BLK | WP | HR | S | P | ERA | WHIP | | | | | | | | | | |
| 26 Kyle Davies, R ERA: 4.91 | 6.0 | | 29 | 9 | 4 | 4 | 2 | | | | | 0 | 0 | 58 | 97 | 6.00 | 2.167 | | | | | | | | | | |
| 49 Mickey McBride, L ERA: 2.0 | 0.0 | | 2 | 1 | 0 | 0 | 0 | 0 | 0 | 0 | 0 | 0 | 0 | 2 | 3 | | | | | | | | | | | | |
| Ken Ray, R ERA: 2.19 | 1.0 | B | 5 | 2 | 2 | 1 | 0 | 0 | 1 | 0 | 0 | 0 | 0 | 6 | 12 | 9.00 | 2.000 | | | | | | | | | | |
| Oscar Villarreal, R ERA: 2.19 | 0.1 | | 3 | 1 | 0 | 0 | 0 | 0 | 1 | 0 | 0 | 0 | 0 | 3 | 9 | 0.00 | 3.000 | | | | | | | | | | |
| Mike Remlinger, L ERA: 4.66 | 0.2 | | 3 | 0 | 0 | 0 | 0 | 1 | 0 | 0 | 0 | 0 | 0 | 7 | 13 | 0.00 | 1.500 | | | | | | | | | | |
| 36 Chuck James, L ERA: 2.38 | 0.1 | | 4 | 0 | 0 | 0 | 0 | 0 | 0 | 0 | 0 | 0 | 0 | 1 | 5 | 0.00 | 3.000 | | | | | | | | | | |
| 58 Peter Moylan, R ERA: 4.97 | 1.2 | | 6 | 0 | 0 | 0 | 3 | 0 | 1 | 0 | 0 | 0 | 0 | 13 | 24 | 0.00 | 0.000 | | | | | | | | | | |
| Chris Reitsma, R ERA: 6.17 | 2.0 | B | 10 | 2 | 1 | 1 | 0 | 1 | 1 | 0 | 0 | 0 | 1 | 17 | 32 | 4.50 | 1.500 | | | | | | | | | | |
| Jorge Sosa, R ERA: 6.17 | 1.2 | L | 8 | 1 | 1 | 0 | 0 | 2 | 0 | 0 | 0 | 0 | 0 | 14 | 31 | 0.00 | 1.800 | | | | | | | | | | |

Atlanta Braves @ New York Mets
Shea Stadium, Flushing, NY
Fri May 05 2006, 7:10 PM EDT
Att: 47,720 - Cloudy - 79 F

AB 53
R 8
H 16
RBI 8
BB 13
SO 5
LOB 36



| Batter | 1 | 2 | 3 | 4 | 5 | 6 | 7 | 8 | 9 | AB | R | H | RBI | BB | SO | LOB | TOP | | | | | |
|--|------------------------------|----------------------------------|-------------------------------|----------------------------------|------------------------------|----------------------------------|------------------------------|-----------------------------------|-------------------------------|----------------------------------|-------------------------------|----------------------------------|------------------------------|----------------------------------|-------------------------------|----------------------------------|-------------------------------|----------------------------------|----------------------------------|------------------------------------|----------------------------------|--------|
| Marcus Giles, R OBP: 0.315, SLG: 0.330 | 2-3 K | | 2-3 K | | | 0-1 F8 | | 0-0 1B 1B | 2-0 F9 | 5 | 1 | 1 | 0 | 0 | 2 | 2 | | | | | | |
| 11 Edgar Renteria, R OBP: 0.402, SLG: 0.483 | 2-0 F9 | | 4-1 BB | | | 0-2 10 1B | | 4-2 1B BB | 2-2 G6-3 | 3 | 1 | 1 | 0 | 2 | 0 | 2 | | | | | | |
| 10 Chipper Jones, S OBP: 0.378, SLG: 0.438 | 3-3 K | | 2-0 F8 | | | 2-0 2H 1B | | 2-3 K | | 4 | 0 | 1 | 1 | 0 | 2 | 3 | | | | | | |
| Andrew Jones, R OBP: 0.354, SLG: 0.575 | | 2-3 K | | 3-2 P6 | | 3-2 G6-4-3 | | 0-2 1B | | 3 | 0 | 0 | 0 | 0 | 1 | 1 | | | | | | |
| Brian Jordan, R OBP: 0.375, SLG: 0.467 | | 2-0 G6-3 | | 0-1 F8 | | 1-2 G6-4-3 | | 2-3 1B | | 1 | 0 | 1 | 1 | 0 | 0 | 0 | | | | | | |
| Adam LaRoche, L OBP: 0.318, SLG: 0.467 | | 2-0 G6-3 | | 0-1 F8 | | 1-1 HR | | 2-3 K | | 4 | 1 | 1 | 1 | 0 | 1 | 2 | | | | | | |
| 7 Jeff Francoeur, R OBP: 0.228, SLG: 0.371 | 0-0 HR | | 1-2 G2-3 | | | 1-1 F7 | | 3-3 K | | 4 | 1 | 1 | 1 | 0 | 1 | 0 | | | | | | |
| Ryan Langerhans, L OBP: 0.343, SLG: 0.409 | 2-0 1B | | 1-3 K | | | 1-1 L4 | | 4-1 16 1B 23 1B BB | | 3 | 1 | 1 | 0 | 1 | 1 | 0 | | | | | | |
| Todd Pratt, R OBP: 0.280, SLG: 0.143 | 0-3 K | | 3-3 K | | | 1-0 F8 | | 3-2 F9 23 1B | | 3 | 0 | 0 | 0 | 0 | 2 | 1 | | | | | | |
| 16 Brian McCann, L OBP: 0.376, SLG: 0.595 | | | 0-3 K | | | 0-3 K | | 1-3 1B | | 1 | 0 | 1 | 0 | 0 | 0 | 0 | | | | | | |
| 15 Tim Hudson, R ERA: 3.86 | | | 2-3 K | | | 0-3 K | | 0-3 K | | 2 | 0 | 0 | 0 | 0 | 0 | 2 | | | | | | |
| Mike Remlinger, L ERA: 4.5 | | | | | | | | 1-2 3H 1B | | 0 | 0 | 0 | 0 | 0 | 0 | 0 | | | | | | |
| 58 Peter Moylan, R ERA: 2.03 | | | | | | | | | | 0 | 0 | 0 | 0 | 0 | 0 | 0 | | | | | | |
| Wilson Betemit, S ERA: 2.50 | | | | | | | | | | 1 | 0 | 0 | 0 | 0 | 1 | 0 | | | | | | |
| Oscar Villarreal, L ERA: 2.03 | | | | | | | | | | 0 | 0 | 0 | 0 | 0 | 0 | 0 | | | | | | |
| 23 Matt Diaz, R OBP: 0.296, SLG: 0.333 | | | | | | | | | | 1 | 0 | 1 | 1 | 0 | 0 | 0 | | | | | | |
| Inning Stats | R: 0 E: 0 K: 2 S: 9 | H: 0 LOB: 0 BB: 0 P: 16 | R: 1 E: 0 K: 2 S: 11 | H: 2 LOB: 1 BB: 0 P: 17 | R: 0 E: 0 K: 2 S: 9 | H: 0 LOB: 0 BB: 1 P: 19 | R: 0 E: 0 K: 0 S: 8 | H: 0 LOB: 0 BB: 0 P: 12 | R: 0 E: 0 K: 3 S: 10 | H: 0 LOB: 0 BB: 0 P: 14 | R: 1 E: 0 K: 0 S: 10 | H: 2 LOB: 0 BB: 0 P: 15 | R: 1 E: 0 K: 0 S: 7 | H: 1 LOB: 0 BB: 0 P: 11 | R: 1 E: 0 K: 3 S: 16 | H: 2 LOB: 2 BB: 1 P: 24 | R: 1 E: 0 K: 1 S: 14 | H: 2 LOB: 2 BB: 1 P: 29 | 1B: 6 2B: 1 3B: 0 HR: 2 | SF: 0 SAC: 0 DP: 1 HBP: 0 | WP: 0 PB: 0 SB: 0 CS: 0 | PA: 38 |
| PITCHER | IP | WLS | BF | H | R | ER | SO | BB | IBB | HBP | BLK | WP | HR | S | P | ERA | WHIP | | | | | |
| Victor Zambrano, R ERA: 6.75 | 1.1 | | 4 | 0 | 0 | 0 | 3 | 0 | 0 | 0 | 0 | 0 | 0 | 14 | 23 | 0.00 | 0.000 | | | | | |
| Darren Oliver, L ERA: 3.86 | 4.0 | | 17 | 4 | 2 | 2 | 6 | 1 | 0 | 0 | 0 | 0 | 1 | 39 | 63 | 4.50 | 1.250 | | | | | |
| Bartolome Fortunato, R ERA: 5.4 | 1.2 | W | 5 | 1 | 1 | 1 | 0 | 0 | 0 | 0 | 0 | 0 | 1 | 11 | 18 | 5.40 | 0.600 | | | | | |
| Chad Bradford, R ERA: 4.22 | 0.1 | H | 3 | 1 | 1 | 1 | 1 | 1 | 0 | 0 | 0 | 0 | 0 | 7 | 11 | 27.00 | 6.000 | | | | | |
| 25 Pedro Feliciano, L ERA: 1.15 | 0.2 | H | 3 | 1 | 0 | 0 | 2 | 0 | 0 | 0 | 0 | 0 | 0 | 9 | 13 | 0.00 | 1.500 | | | | | |

Atlanta Braves @ New York Mets
Shea Stadium, Flushing, NY
Sat May 06 2006, 1:10 PM EDT
Att: 48,369 - Cloudy - 74 F

AB 35
R 5
H 9
RBI 5
BB 3
SO 13
LOB 11



| Batter | 1 | 2 | 3 | 4 | 5 | 6 | 7 | 8 | 9 | AB | R | H | RBI | BB | SO | LOB | BOTTOM | | | | |
|--|-------------------------------|----------------------------------|------------------------------|----------------------------------|------------------------------|----------------------------------|------------------------------|-----------------------------------|------------------------------|----------------------------------|------------------------------|----------------------------------|-------------------------------|----------------------------------|-------------------------------|----------------------------------|----------------------------------|------------------------------------|----------------------------------|--------|--|
| 7 José Reyes, S OBP: 0.345, SLG: 0.432 | 1-0 G3 21 1B | | 1-2 L6 | | | 0-1 G5-3 | | 1-0 E5 2B | 0-2 2B | 5 | 2 | 3 | 1 | 0 | 0 | 1 | | | | | |
| Kazuo Matsui, S OBP: 0.282, SLG: 0.367 | 0-1 G3 | | 1-0 P2 | | | 2-1 G4-3 | | 3-2 5 BB | 3-1 P5 | 5 | 1 | 1 | 2 | 0 | 0 | 3 | | | | | |
| 15 Carlos Beltrán, S OBP: 0.432, SLG: 0.636 | 4-2 FC6-4 5 21 1B | | 0-1 HR | | | 1-3 K | | 2H 3H 4-0 BB 5 IBB | | 2 | 1 | 1 | 1 | 2 | 1 | 1 | | | | | |
| 21 Carlos Delgado, L OBP: 0.397, SLG: 0.617 | 1-0 5 FC6-4 1B | | 1-1 5 FC6-4 1B | | | 1-1 F8 | | 1-1 F7 | | 4 | 0 | 2 | 1 | 0 | 0 | 2 | | | | | |
| 5 David Wright, R OBP: 0.390, SLG: 0.544 | 1-1 FC6-4 | | 2-0 FC6-4 | | | 3-1 F8 | | 4-0 BB | | 3 | 0 | 0 | 0 | 1 | 0 | 3 | | | | | |
| Cliff Floyd, L OBP: 0.276, SLG: 0.310 | 2-1 G4-3 | | 4-2 G5-4-3 BB | | | 1-2 F9 | | 4-2 BB | | 2 | 0 | 0 | 1 | 2 | 0 | 2 | | | | | |
| Xavier Nady, R OBP: 0.347, SLG: 0.556 | | 3-1 G4-3 | | 1-2 G5-4-3 | | 0-1 G4-3 | | 1-2 7 E 2B | | 4 | 1 | 1 | 0 | 0 | 1 | 4 | | | | | |
| Chad Bradford, R ERA: 4.5 | | | | | | | | | | 0 | 0 | 0 | 0 | 0 | 0 | 0 | | | | | |
| 25 Pedro Feliciano, L ERA: 1.15 | | | | | | | | | | 0 | 0 | 0 | 0 | 0 | 0 | 0 | | | | | |
| Jorge Julio, R ERA: 6.06 | | | | | | | | | | 0 | 0 | 0 | 0 | 0 | 0 | 0 | | | | | |
| 11 Ramon Castro, R OBP: 0.378, SLG: 0.515 | | 3-2 P2 | | 0-0 F7 | | 1-3 K | | 3-3 K | | 4 | 0 | 0 | 0 | 0 | 2 | 1 | | | | | |
| Victor Zambrano, S ERA: 5.09 | | 3-2 G4-3 | | 0-1 G4-3 | | 0-1 G4-3 | | 2-2 P6 | | 0 | 0 | 0 | 0 | 0 | 0 | 0 | | | | | |
| Darren Oliver, R OBP: 0.500, SLG: 0.750 | | | | | | | | | | 2 | 0 | 1 | 0 | 0 | 0 | 0 | | | | | |
| Bartolome Fortunato, R ERA: 5.4 | | | | | | | | | | 0 | 0 | 0 | 0 | 0 | 0 | 0 | | | | | |
| 22 Jose Valentin, S OBP: 0.185, SLG: 0.185 | | | | | | | | | | 1 | 1 | 1 | 0 | 0 | 0 | 0 | | | | | |
| 10 Ender Chavez, L OBP: 0.333, SLG: 0.426 | | | | | | | | | | 1 | 0 | 0 | 0 | 0 | 0 | 0 | | | | | |
| Inning Stats | R: 1 E: 0 K: 0 S: 10 | H: 2 LOB: 2 BB: 1 P: 19 | R: 0 E: 0 K: 0 S: 8 | H: 0 LOB: 0 BB: 0 P: 17 | R: 1 E: 0 K: 0 S: 9 | H: 2 LOB: 1 BB: 0 P: 14 | R: 0 E: 0 K: 0 S: 7 | H: 0 LOB: 0 BB: 1 P: 12 | R: 0 E: 0 K: 1 S: 9 | H: 1 LOB: 1 BB: 0 P: 12 | R: 0 E: 0 K: 0 S: 7 | H: 0 LOB: 0 BB: 0 P: 12 | R: 4 E: 1 K: 2 S: 19 | H: 4 LOB: 3 BB: 3 P: 40 | R: 0 E: 0 K: 1 S: 11 | H: 1 LOB: 1 BB: 0 P: 19 | 1B: 5 2B: 4 3B: 0 HR: 1 | SF: 0 SAC: 0 DP: 1 HBP: 0 | WP: 0 PB: 0 SB: 2 CS: 0 | PA: 38 | |
| PITCHER | IP | WLS | BF | H | R | ER | SO | BB | IBB | HBP | BLK | WP | HR | S | P | ERA | WHIP | | | | |
| 15 Tim Hudson, R ERA: 3.09 | 6.1 | L | 30 | 9 | 6 | 6 | 2 | 2 | 1 | 0 | 0 | 0 | 0 | 61 | 107 | 8.53 | 1.737 | | | | |
| Mike Remlinger, L ERA: 4.5 | 0.1 | | 1 | 0 | 0 | 0 | 0 | 0 | 0 | 0 | 0 | 0 | 0 | 2 | 3 | 0.00 | 0.000 | | | | |
| 58 Peter Moylan, R ERA: 2.03 | 0.1 | | 3 | 0 | 0 | 0 | 1 | 2 | 0 | 0 | 0 | 0 | 0 | 6 | 16 | 0.00 | 6.000 | | | | |
| Oscar Villarreal, R ERA: 2.03 | 1.0 | | 4 | 1 | 0 | 0 | 1 | 0 | 0 | 0 | 0 | 0 | 0 | 11 | 19 | 0.00 | 1.000 | | | | |

Atlanta Braves @ New York Mets
Shea Stadium, Flushing, NY
Sat May 06 2006, 1:10 PM EDT
Att: 48,369 - Cloudy - 74 F

AB 33
R 6
H 10
RBI 6
BB 5
SO 4
LOB 17



| Batter | 1 | 2 | 3 | 4 | 5 | 6 | 7 | 8 | 9 | AB | R | H | RBI | BB | SO | LOB | TOP | | | | | |
|--|---|----------------------------------|------------------------------|----------------------------------|-------------------------------|----------------------------------|------------------------------|---------------------------------|------------------------------|----------------------------------|-------------------------------|----------------------------------|-------------------------------|----------------------------------|------------------------------|---------------------------------|--|---------------------------------|----------------------------------|------------------------------------|----------------------------------|--------|
| Marcus Giles, R (1.4) 4 Pete Orr, L (7.4) OBP: 0.306, SLG: 0.308 OBP: 0.200, SLG: 0.282 | G6-3 | | E5 | | F8 | 10 BB, 11 1B | | | | 3 | 0 | 0 | 0 | 2 | 0 | 0 | Atlanta Braves @ Florida Marlins Dolphin Stadium, Miami, FL Tue May 09 2006, 7:05 PM EDT Att: 6,079 - Partly Cloudy - 90 F | | | | | |
| 11 Edgar Renteria, R (1.6) Wilson Betemit, S (7.6) OBP: 0.407, SLG: 0.485 OBP: 0.324, SLG: 0.462 | 10 F8, 2B | | K | | G6-3 | 10 BB, 1B | F8 | | | 5 | 0 | 2 | 1 | 0 | 1 | 3 | | | | | | |
| 10 Chipper Jones, S (1.5) OBP: 0.412, SLG: 0.458 | F8 | | | F7 | | | | 16 G6-4-3, 1B | | 4 | 1 | 2 | 1 | 1 | 0 | 1 | | | | | | |
| Andruw Jones, R (1.8) OBP: 0.356, SLG: 0.564 | G5-3 | | | 16 G1-6-3, 1B | | | | K | | 4 | 1 | 1 | 0 | 1 | 1 | 5 | | | | | | |
| 16 Brian McCann, L (1.2) OBP: 0.379, SLG: 0.522 | | K | | G1-6-3 | | F9 | 1B, 23 3B, 2B | G6-4-3 | | 5 | 1 | 1 | 0 | 0 | 1 | 4 | | | | | | |
| 7 Jeff Francoeur, R (1.9) OBP: 0.246, SLG: 0.410 | F8 | | | | 2B HR, 1B | 1B, BB | K | | | 4 | 2 | 1 | 0 | 1 | 1 | 1 | | | | | | |
| Adam LaRoche, L (1.3) OBP: 0.339, SLG: 0.470 | G3 | | | | 2B HR, 1B | BB, 1B | 23 3B, 1B | G4-3 | | 5 | 3 | 3 | 2 | 0 | 0 | 0 | | | | | | |
| Brian Jordan, R (1.7) 54 Chad Paronto, R (7.1) Oscar Villarreal, L (8.1) Ryan Langerhans, L (9. PH) 58 Peter Moylan, R (9.1) | | | G4-3 | | | K | P3 | F8 | | 4 | 1 | 1 | 3 | 0 | 1 | 4 | | | | | | |
| John Thomson, R (1.1) Ken Ray, R (6.1) 23 Matt Diaz, R (7. PH) OBP: 0.267, SLG: 0.400 OBP: 0.288, SLG: 0.395 | | | K | | F7 | 11 1B, 10 BB, 1B | | | | 3 | 1 | 1 | 1 | 0 | 1 | 0 | | | | | | |
| | | | | | | | | | | 1 | 0 | 1 | 2 | 0 | 0 | 0 | | | | | | |
| Inning Stats | R: 0 E: 0 K: 0 S: 10 | H: 1 LOB: 1 BB: 0 P: 19 | R: 0 E: 0 K: 1 S: 6 | H: 0 LOB: 0 BB: 0 P: 11 | R: 0 E: 1 K: 2 S: 13 | H: 0 LOB: 1 BB: 0 P: 17 | R: 0 E: 0 K: 0 S: 4 | H: 1 LOB: 0 BB: 0 P: 6 | R: 3 E: 0 K: 0 S: 9 | H: 3 LOB: 0 BB: 0 P: 13 | R: 5 E: 0 K: 1 S: 21 | H: 4 LOB: 3 BB: 4 P: 46 | R: 2 E: 0 K: 1 S: 16 | H: 3 LOB: 2 BB: 1 P: 26 | R: 0 E: 0 K: 1 S: 6 | H: 1 LOB: 0 BB: 0 P: 8 | R: 0 E: 0 K: 0 S: 6 | H: 0 LOB: 0 BB: 0 P: 8 | 1B: 8 2B: 3 3B: 1 HR: 1 | SF: 0 SAC: 0 DP: 2 HBP: 0 | WP: 0 PB: 0 SB: 0 CS: 0 | PA: 44 |
| PITCHER | IP WLS BF H R ER SO BB IBB HBP BLK WP HR S P ERA WHIP | | | | | | | | | | | | | | | | | | | | | |
| Brian Moehler, R (1.1) ERA: 9.76 | 5.1 L 25 7 7 7 3 2 0 0 0 0 0 1 48 84 11.81 1.688 | | | | | | | | | | | | | | | | | | | | | |
| Todd Wellemeyer, R (6.1) ERA: 3.68 | 0.2 6 2 1 1 1 2 0 0 0 0 0 0 15 28 13.50 6.000 | | | | | | | | | | | | | | | | | | | | | |
| Franklyn German, R (7.1) ERA: 3.0 | 0.0 1 1 1 1 0 0 0 0 0 0 0 0 2 2 ∞ ∞ | | | | | | | | | | | | | | | | | | | | | |
| Jason Vargas, L (7.1) ERA: 4.97 | 2.0 9 3 1 1 2 1 0 0 0 0 0 0 20 32 4.50 2.000 | | | | | | | | | | | | | | | | | | | | | |
| Matt Herges, R (9.1) ERA: 3.94 | 1.0 3 0 0 0 0 0 0 0 0 0 0 0 6 8 0.00 0.000 | | | | | | | | | | | | | | | | | | | | | |

| Batter | 1 | 2 | 3 | 4 | 5 | 6 | 7 | 8 | 9 | AB | R | H | RBI | BB | SO | LOB | BOTTOM | | | | | |
|--|---|----------------------------------|-------------------------------|----------------------------------|------------------------------|----------------------------------|------------------------------|----------------------------------|------------------------------|----------------------------------|------------------------------|---------------------------------|-------------------------------|----------------------------------|------------------------------|---------------------------------|--|----------------------------------|----------------------------------|------------------------------------|----------------------------------|--------|
| 2 Hanley Ramirez, R (1.6) 4 Alfredo Amezaga, S (8.6) OBP: 0.387, SLG: 0.484 OBP: 0.290, SLG: 0.267 | 6 F, 6 S, G6-3, 1B | | G5-3 | | P2 | | WP | | | 4 | 1 | 2 | 0 | 0 | 0 | 0 | Atlanta Braves @ Florida Marlins Dolphin Stadium, Miami, FL Tue May 09 2006, 7:05 PM EDT Att: 6,079 - Partly Cloudy - 90 F | | | | | |
| 6 Dan Uggla, R (1.4) OBP: 0.328, SLG: 0.444 | K | | F7 | | FC5-4, BB | | SF8 | | | 2 | 0 | 0 | 1 | 1 | 1 | 1 | | | | | | |
| Miguel Cabrera, R (1.5) 1 Eric Reed, L (8.8) OBP: 0.443, SLG: 0.546 OBP: 0.188, SLG: 0.133 | G6-3 | | F8 | | FC5-4 | | G1-3 | | | 4 | 0 | 0 | 1 | 0 | 0 | 3 | | | | | | |
| 14 Josh Willingham, R (1.7) Wes Helms, R (8.5) OBP: 0.381, SLG: 0.579 OBP: 0.341, SLG: 0.436 | K | | | | | G6-3 | | G6-3 | | 3 | 0 | 0 | 0 | 0 | 1 | 0 | | | | | | |
| Joe Borchart, S (1.9) Franklyn German, R (7.1) Jason Vargas, L (7.1) 20 Matt Treanor, R (8. PH) Matt Herges, L (9.1) | | G4-3 | | G4-3 | | G4-3 | | G4-3 | | 3 | 0 | 0 | 0 | 0 | 0 | 0 | | | | | | |
| 17 Mike Jacobs, L (1.3) OBP: 0.308, SLG: 0.326 | | L7 | | | 1B | | G3 | | | 4 | 0 | 1 | 0 | 0 | 0 | 0 | | | | | | |
| Miguel Olivo, R (1.2) OBP: 0.288, SLG: 0.438 | | WP, 61 1B, BB | | | 1B | | K | | | 2 | 0 | 1 | 0 | 2 | 1 | 0 | | | | | | |
| 61 Reggie Abercrombie, R (1.8) OBP: 0.267, SLG: 0.357 | | | | | F9 | | 2 1B, 6 BB, SF8, 1B | | | 4 | 1 | 2 | 0 | 0 | 1 | 3 | | | | | | |
| Brian Moehler, R (1.1) Todd Wellemeyer, R (6.1) Chris Aquila, R (7.9) OBP: 0.329, SLG: 0.369 | | K | | | | | WP, 2 1B, BB | | | 1 | 0 | 0 | 0 | 1 | 0 | 1 | | | | | | |
| | | | | | | | | | | 1 | 0 | 0 | 0 | 1 | 0 | 1 | | | | | | |
| Inning Stats | R: 1 E: 0 K: 2 S: 16 | H: 1 LOB: 2 BB: 1 P: 23 | R: 0 E: 0 K: 1 S: 10 | H: 1 LOB: 1 BB: 1 P: 18 | R: 0 E: 0 K: 0 S: 7 | H: 0 LOB: 0 BB: 0 P: 10 | R: 0 E: 0 K: 0 S: 8 | H: 2 LOB: 2 BB: 0 P: 17 | R: 0 E: 0 K: 0 S: 6 | H: 0 LOB: 1 BB: 1 P: 12 | R: 0 E: 0 K: 0 S: 4 | H: 0 LOB: 0 BB: 0 P: 6 | R: 1 E: 0 K: 1 S: 18 | H: 2 LOB: 2 BB: 1 P: 31 | R: 0 E: 0 K: 0 S: 5 | H: 0 LOB: 0 BB: 0 P: 9 | R: 0 E: 0 K: 1 S: 6 | H: 0 LOB: 0 BB: 1 P: 12 | 1B: 6 2B: 0 3B: 0 HR: 0 | SF: 1 SAC: 0 DP: 1 HBP: 0 | WP: 2 PB: 0 SB: 1 CS: 0 | PA: 36 |
| PITCHER | IP WLS BF H R ER SO BB IBB HBP BLK WP HR S P ERA WHIP | | | | | | | | | | | | | | | | | | | | | |
| John Thomson, R (1.1) ERA: 1.88 | 5.0 W 21 4 1 0 3 2 0 0 0 0 0 0 0 47 80 0.00 1.200 | | | | | | | | | | | | | | | | | | | | | |
| Ken Ray, R (6.1) ERA: 1.84 | 1.0 3 0 0 0 0 0 0 0 0 0 0 0 4 6 0.00 0.000 | | | | | | | | | | | | | | | | | | | | | |
| 54 Chad Paronto, R (7.1) ERA: 9.0 | 1.0 6 2 1 1 1 1 0 0 0 0 1 0 18 31 9.00 3.000 | | | | | | | | | | | | | | | | | | | | | |
| Oscar Villarreal, R (8.1) ERA: 1.88 | 1.0 3 0 0 0 0 0 0 0 0 0 0 0 5 9 0.00 0.000 | | | | | | | | | | | | | | | | | | | | | |
| 58 Peter Moylan, R (9.1) ERA: 1.88 | 1.0 3 0 0 0 0 1 1 0 0 0 0 0 6 12 0.00 1.000 | | | | | | | | | | | | | | | | | | | | | |

| Batter | 1 | 2 | 3 | 4 | 5 | 6 | 7 | 8 | 9 | AB | R | H | RBI | BB | SO | LOB | TOP | | | | | | | | |
|---|------------------------------|----------------------------------|-------------------------------|----------------------------------|------------------------------|---------------------------------|------------------------------|----------------------------------|-------------------------------|----------------------------------|-------------------------------|----------------------------------|------------------------------|---------------------------------|------------------------------|---------------------------------|---|----------------------------------|----------------------------------|------------------------------------|----------------------------------|--------|--|--|--|
| 4 Pete Orr, L OBP: 0.205, SLG: 0.279 (1, 4) | | | | | | | | | | 4 | 0 | 1 | 0 | 0 | 0 | 0 | Atlanta Braves @ Florida Marlins Dolphin Stadium, Miami, FL Wed May 10 2006, 7:05 PM EDT Att: 6,299 - Cloudy - 82 F | | | | | | | | |
| 11 Edgar Renteria, R OBP: 0.393, SLG: 0.466 Chris Reitsma, R Mike Remlinger, L (8, 1) | | | | | | | | | | 4 | 0 | 0 | 0 | 0 | 0 | 1 | | | | | | | | | |
| 10 Chipper Jones, S OBP: 0.404, SLG: 0.447 (1, 5) | | | | | | | | | | 4 | 0 | 1 | 0 | 0 | 1 | | | | | | | | | | |
| Andruw Jones, R OBP: 0.345, SLG: 0.545 (1, 8) | | | | | | | | | | 4 | 0 | 0 | 0 | 0 | 2 | | | | | | | | | | |
| 16 Brian McCann, L OBP: 0.374, SLG: 0.521 (1, 2) | | | | | | | | | | 4 | 2 | 1 | 0 | 0 | 1 | | | | | | | | | | |
| 7 Jeff Francoeur, R OBP: 0.254, SLG: 0.413 (1, 9) | | | | | | | | | | 4 | 1 | 2 | 0 | 0 | 1 | | | | | | | | | | |
| Adam LaRoche, L OBP: 0.336, SLG: 0.471 (1, 3) | | | | | | | | | | 4 | 0 | 1 | 2 | 0 | 1 | | | | | | | | | | |
| Ryan Langerhans, L OBP: 0.349, SLG: 0.402 (1, 7) | | | | | | | | | | 3 | 0 | 1 | 1 | 1 | 1 | | | | | | | | | | |
| 26 Kyle Davies, R Macay McBride, L 58 Peter Moylan, R Wilson Betemit, S (8, PH) OBP: 0.315, SLG: 0.448 (8, 6) | | | | | | | | | | 2 | 0 | 0 | 0 | 0 | 0 | 1 | | | | | | | | | |
| | | | | | | | | | | 0 | 0 | 0 | 0 | 0 | 0 | | | | | | | | | | |
| | | | | | | | | | | 0 | 0 | 0 | 0 | 0 | 0 | | | | | | | | | | |
| | | | | | | | | | | 2 | 0 | 0 | 0 | 0 | 1 | | | | | | | | | | |
| Inning Stats | R: 0 E: 0 K: 0 S: 8 | H: 1 LOB: 1 BB: 0 P: 14 | R: 1 E: 1 K: 1 S: 20 | H: 1 LOB: 1 BB: 0 P: 32 | R: 0 E: 0 K: 1 S: 6 | H: 0 LOB: 0 BB: 0 P: 8 | R: 0 E: 0 K: 1 S: 8 | H: 1 LOB: 1 BB: 0 P: 10 | R: 0 E: 0 K: 1 S: 10 | H: 0 LOB: 0 BB: 0 P: 15 | R: 0 E: 0 K: 0 S: 12 | H: 1 LOB: 1 BB: 0 P: 17 | R: 0 E: 0 K: 0 S: 5 | H: 0 LOB: 0 BB: 0 P: 6 | R: 0 E: 0 K: 0 S: 7 | H: 0 LOB: 2 BB: 1 P: 8 | R: 2 E: 0 K: 1 S: 22 | H: 3 LOB: 2 BB: 1 P: 30 | 1B: 5 2B: 2 3B: 0 HR: 0 | SF: 0 SAC: 0 DP: 0 HBP: 0 | WP: 0 PB: 0 SB: 1 CS: 0 | PA: 36 | | | |
| PITCHER | IP | WLS | BF | H | R | ER | SO | BB | IBB | HBP | BLK | WP | HR | S | P | ERA | WHIP | | | | | | | | |
| 55 Josh Johnson, R ERA: 2.78 47 Ricky Nolasco, R ERA: 4.5 Randy Messenger, R ERA: 2.45 | 6.0 | W | 23 | 4 | 1 | 0 | 4 | 0 | 0 | 0 | 0 | 0 | 0 | 64 | 96 | 0.00 | 0.667 | | | | | | | | |
| | 2.0 | H | 6 | 0 | 0 | 0 | 0 | 0 | 0 | 0 | 0 | 0 | 0 | 12 | 14 | 0.00 | 0.000 | | | | | | | | |
| | 1.0 | | 7 | 3 | 2 | 2 | 1 | 1 | 0 | 0 | 0 | 0 | 0 | 22 | 30 | 18.00 | 4.000 | | | | | | | | |

livebaseballscores.com

AB 35
R 3
H 7
RBI 3
BB 1
SO 5
LOB 11

| Batter | 1 | 2 | 3 | 4 | 5 | 6 | 7 | 8 | 9 | AB | R | H | RBI | BB | SO | LOB | BOTTOM | | | | | | | | |
|--|------------------------------|----------------------------------|-------------------------------|----------------------------------|------------------------------|----------------------------------|-------------------------------|----------------------------------|-------------------------------|----------------------------------|------------------------------|----------------------------------|-------------------------------|----------------------------------|-------------------------------|----------------------------------|---|------------------------------------|----------------------------------|--------|--|--|--|--|--|
| 2 Hanley Ramirez, R OBP: 0.387, SLG: 0.480 (1, 6) | | | | | | | | | | 5 | 1 | 2 | 1 | 0 | 1 | 2 | Atlanta Braves @ Florida Marlins Dolphin Stadium, Miami, FL Wed May 10 2006, 7:05 PM EDT Att: 6,299 - Cloudy - 82 F | | | | | | | | |
| 6 Dan Uggla, R OBP: 0.338, SLG: 0.451 Randy Messenger, R (9, 1) | | | | | | | | | | 5 | 1 | 3 | 1 | 0 | 0 | 2 | | | | | | | | | |
| Miguel Cabrera, R OBP: 0.456, SLG: 0.602 (1, 5) | | | | | | | | | | 5 | 4 | 4 | 2 | 0 | 0 | 1 | | | | | | | | | |
| 14 Josh Willingham, R OBP: 0.400, SLG: 0.596 1 Eric Reed, L OBP: 0.182, SLG: 0.129 (8, 8) | | | | | | | | | | 2 | 0 | 2 | 2 | 1 | 0 | 0 | | | | | | | | | |
| Joe Borchard, S OBP: 0.343, SLG: 0.375 (8, 7) | | | | | | | | | | 1 | 1 | 0 | 0 | 0 | 0 | 2 | | | | | | | | | |
| 17 Mike Jacobs, L OBP: 0.313, SLG: 0.372 (1, 3) | | | | | | | | | | 5 | 2 | 2 | 1 | 0 | 0 | 2 | | | | | | | | | |
| Miguel Olivo, R OBP: 0.274, SLG: 0.416 (1, 2) | | | | | | | | | | 4 | 0 | 0 | 0 | 0 | 1 | 3 | | | | | | | | | |
| 61 Reggie Abercrombie, R OBP: 0.277, SLG: 0.368 (8, 9) | | | | | | | | | | 3 | 0 | 1 | 0 | 1 | 1 | 2 | | | | | | | | | |
| 55 Josh Johnson, L Chris Aquila, R 47 Ricky Nolasco, R 4 Alfredo Amezaga, S (8, PH) OBP: 0.313, SLG: 0.355 (9, 4) | | | | | | | | | | 2 | 0 | 0 | 0 | 0 | 2 | 3 | | | | | | | | | |
| | | | | | | | | | | 1 | 0 | 0 | 0 | 0 | 0 | | | | | | | | | | |
| | | | | | | | | | | 0 | 0 | 0 | 0 | 0 | 0 | | | | | | | | | | |
| | | | | | | | | | | 1 | 1 | 1 | 0 | 0 | 0 | | | | | | | | | | |
| Inning Stats | R: 0 E: 0 K: 0 S: 8 | H: 1 LOB: 2 BB: 0 P: 15 | R: 1 E: 0 K: 2 S: 12 | H: 1 LOB: 1 BB: 1 P: 21 | R: 1 E: 0 K: 1 S: 8 | H: 2 LOB: 0 BB: 0 P: 15 | R: 1 E: 0 K: 2 S: 17 | H: 3 LOB: 2 BB: 0 P: 25 | R: 1 E: 0 K: 0 S: 11 | H: 1 LOB: 0 BB: 1 P: 18 | R: 0 E: 0 K: 0 S: 7 | H: 0 LOB: 0 BB: 0 P: 12 | R: 3 E: 0 K: 1 S: 18 | H: 5 LOB: 2 BB: 0 P: 23 | R: 4 E: 0 K: 0 S: 16 | H: 4 LOB: 0 BB: 0 P: 25 | 1B: 8 2B: 5 3B: 1 HR: 3 | SF: 0 SAC: 0 DP: 1 HBP: 1 | WP: 0 PB: 0 SB: 0 CS: 0 | PA: 42 | | | | | |
| PITCHER | IP | WLS | BF | H | R | ER | SO | BB | IBB | HBP | BLK | WP | HR | S | P | ERA | WHIP | | | | | | | | |
| 26 Kyle Davies, R ERA: 5.31 49 Macay McBride, L ERA: 5.79 58 Peter Moylan, R ERA: 5.06 Chris Reitsma, R ERA: 7.43 Mike Remlinger, L ERA: 4.35 | 4.0 | L | 22 | 8 | 4 | 4 | 4 | 2 | 0 | 1 | 0 | 0 | 0 | 11 | 17 | 9.00 | 2.500 | | | | | | | | |
| | 2.0 | | 5 | 0 | 0 | 0 | 0 | 0 | 0 | 0 | 0 | 0 | 0 | 1 | 17 | 0.00 | 0.000 | | | | | | | | |
| | 1.0 | | 8 | 5 | 3 | 3 | 1 | 0 | 0 | 0 | 0 | 0 | 0 | 18 | 23 | 27.00 | 5.000 | | | | | | | | |
| | 0.2 | | 6 | 4 | 4 | 4 | 0 | 0 | 0 | 0 | 0 | 0 | 1 | 15 | 22 | 54.00 | 6.000 | | | | | | | | |
| | 0.1 | | 1 | 0 | 0 | 0 | 0 | 0 | 0 | 0 | 0 | 0 | 0 | 1 | 3 | 0.00 | 0.000 | | | | | | | | |

livebaseballscores.com

AB 39
R 11
H 17
RBI 11
BB 2
SO 6
LOB 21

| Batter | 1 | 2 | 3 | 4 | 5 | 6 | 7 | 8 | 9 | AB | R | H | RBI | BB | SO | LOB | TOP | | | | | |
|--|---|----------------------------------|------------------------------|----------------------------------|------------------------------|---------------------------------|------------------------------|---------------------------------|-------------------------------|----------------------------------|------------------------------|----------------------------------|------------------------------|----------------------------------|------------------------------|----------------------------------|--|---------------------------------|----------------------------------|------------------------------------|----------------------------------|--------|
| Alfonso Soriano, R (1,7) OBP: 0.316, SLG: 0.507 | F8 | | | G6-3 1B | | K | | G5-3 | | 4 | 0 | 1 | 0 | 0 | 1 | 1 | Washington Nationals @ Atlanta Braves Turner Field, Atlanta, GA Fri May 12 2006, 7:35 PM EDT Att: 31,818 - Partly Cloudy - 66 F | | | | | |
| Marlon Byrd, R (1,8) OBP: 0.388, SLG: 0.369 | E5 | | | G6-3 1-2f | | K | | G3-1 | | 4 | 0 | 0 | 0 | 0 | 1 | 1 | | | | | | |
| Jose Vidro, S (1,4) OBP: 0.401, SLG: 0.442 | F8 | | | F9 | | | | P6 | | 4 | 0 | 0 | 0 | 0 | 0 | 1 | | | | | | |
| 24 Nick Johnson, L (1,3) OBP: 0.430, SLG: 0.614 | | | | K | | | | 11 FC6-4 BB | | 3 | 1 | 1 | 0 | 1 | 1 | 0 | | | | | | |
| Jose Guillen, R (1,9) OBP: 0.282, SLG: 0.420 | | | | G6-3 | | | | F8 | | 3 | 0 | 0 | 0 | 0 | 1 | 2 | | | | | | |
| 11 Ryan Zimmerman, R (1,5) OBP: 0.327, SLG: 0.436 | | | | F7 | | | | FC6-4 | | 3 | 1 | 1 | 2 | 0 | 0 | 1 | | | | | | |
| Matthew LeCroy, R (1,2) OBP: 0.318, SLG: 0.425 | | | | G4-3 | | | | G5-3 | | 3 | 0 | 0 | 0 | 0 | 0 | 0 | | | | | | |
| Royce Clayton, R (1,6) OBP: 0.300, SLG: 0.302 | | | | K | | | | G4-3 | | 3 | 0 | 0 | 0 | 0 | 2 | 0 | | | | | | |
| Ramon Ortiz, R (1,1) OBP: 0.154, SLG: 0.083 | | | | K | | | | B1-3 | | 2 | 0 | 0 | 0 | 0 | 1 | 0 | | | | | | |
| 57 Jason Bergmann, R (7,1) | | | | | | | | | | 0 | 0 | 0 | 0 | 0 | 0 | 0 | | | | | | |
| Marlon Anderson, L (8,PH) OBP: 0.289, SLG: 0.242 | | | | | | | | | | 1 | 0 | 1 | 0 | 0 | 0 | 0 | | | | | | |
| Felix Rodriguez, R (8,1) | | | | | | | | | | 0 | 0 | 0 | 0 | 0 | 0 | 0 | | | | | | |
| Inning Stats | R: 0 E: 1 K: 0 S: 10 | H: 0 LOB: 0 BB: 0 P: 14 | R: 0 E: 0 K: 1 S: 7 | H: 0 LOB: 0 BB: 0 P: 11 | R: 0 E: 0 K: 2 S: 7 | H: 0 LOB: 0 BB: 0 P: 9 | R: 0 E: 0 K: 0 S: 7 | H: 1 LOB: 0 BB: 0 P: 8 | R: 2 E: 0 K: 0 S: 12 | H: 2 LOB: 0 BB: 0 P: 17 | R: 0 E: 0 K: 2 S: 9 | H: 0 LOB: 0 BB: 0 P: 12 | R: 0 E: 0 K: 1 S: 8 | H: 0 LOB: 1 BB: 1 P: 15 | R: 0 E: 0 K: 1 S: 8 | H: 1 LOB: 1 BB: 0 P: 10 | R: 0 E: 0 K: 0 S: 6 | H: 0 LOB: 0 BB: 0 P: 7 | 1B: 1 2B: 2 3B: 0 HR: 1 | SF: 0 SAC: 0 DP: 1 HBP: 0 | WP: 0 PB: 0 SB: 0 CS: 1 | PA: 31 |
| PITCHER 29 John Smoltz, R (1,1) ERA: 3.44 | IP: 9.0 WLS: W BF: 31 H: 4 R: 2 ER: 2 SO: 7 BB: 1 IBB: 0 HBP: 0 BLK: 0 WP: 0 HR: 1 S: 74 P: 103 ERA: 2.00 WHIP: 0.556 | | | | | | | | | | | | | | | PITCHER | | | | | | |

| Batter | 1 | 2 | 3 | 4 | 5 | 6 | 7 | 8 | 9 | AB | R | H | RBI | BB | SO | LOB | BOTTOM | | | |
|--|--|----------------------------------|-------------------------------|----------------------------------|------------------------------|----------------------------------|------------------------------|----------------------------------|------------------------------|----------------------------------|------------------------------|---------------------------------|------------------------------|----------------------------------|-------------------------------|----------------------------------|--|----------------------------------|------------------------------------|----------------------------------|
| Marcus Giles, R (1,4) OBP: 0.317, SLG: 0.323 | G6-3 | G6-3 | | G6-3 2-3 | | | 11 SH1-3 1B | 11 S 1B | | 5 | 1 | 2 | 0 | 0 | 0 | 1 | Washington Nationals @ Atlanta Braves Turner Field, Atlanta, GA Fri May 12 2006, 7:35 PM EDT Att: 31,818 - Partly Cloudy - 66 F | | | |
| 11 Edgar Renteria, R (1,6) OBP: 0.405, SLG: 0.473 | 10 1B 16 1B | | E6 10 G6-3 | P3 | | | SH1-3 | G5-3 | | 4 | 1 | 1 | 0 | 0 | 0 | 2 | | | | |
| 10 Chipper Jones, S (1,5) OBP: 0.418, SLG: 0.458 | 16 1B 7 FC4-6 | | G6-3 1-2f | | | | 1B 7 1B | IBB | | 2 | 2 | 1 | 0 | 2 | 0 | 1 | | | | |
| Andrew Jones, R (1,8) OBP: 0.351, SLG: 0.539 | 7 FC4-6 16 1B | | 16 E 16 1B | HBP | | | 16 BB 7 1B | 1B | | 2 | 1 | 1 | 1 | 1 | 0 | 1 | | | | |
| 16 Brian McCann, L (1,2) OBP: 0.396, SLG: 0.531 | 7 FC4-6 | | E7 | | | | 7 E 7 1B | BB | | 2 | 0 | 2 | 1 | 2 | 0 | 0 | | | | |
| 7 Jeff Francoeur, R (1,9) OBP: 0.258, SLG: 0.415 | FC4-6 | | F8 | | | | E7 | 1B | | 4 | 0 | 1 | 3 | 0 | 0 | 6 | | | | |
| Adam LaRoche, L (1,3) OBP: 0.331, SLG: 0.459 | G4-3 | | | E1 1B | | | G4-3 | | | 4 | 1 | 1 | 0 | 0 | 1 | 3 | | | | |
| Ryan Langerhans, L (1,7) OBP: 0.345, SLG: 0.396 | | F7 | | G6-3 29 SH1-4 | | | F8 | | | 4 | 0 | 1 | 1 | 0 | 1 | 0 | | | | |
| 29 John Smoltz, R (1,1) OBP: 0.235, SLG: 0.200 | | G6-3 | | SH1-4 | | | L9 | | | 3 | 0 | 0 | 0 | 0 | 0 | 0 | | | | |
| Inning Stats | R: 2 E: 0 K: 0 S: 13 | H: 3 LOB: 2 BB: 1 P: 22 | R: 0 E: 0 K: 0 S: 10 | H: 0 LOB: 0 BB: 0 P: 13 | R: 0 E: 2 K: 0 S: 7 | H: 1 LOB: 2 BB: 0 P: 13 | R: 1 E: 1 K: 0 S: 8 | H: 2 LOB: 1 BB: 0 P: 12 | R: 0 E: 0 K: 0 S: 6 | H: 0 LOB: 1 BB: 2 P: 19 | R: 0 E: 0 K: 1 S: 7 | H: 0 LOB: 0 BB: 0 P: 9 | R: 3 E: 1 K: 0 S: 7 | H: 3 LOB: 1 BB: 2 P: 22 | R: 0 E: 0 K: 1 S: 10 | H: 1 LOB: 1 BB: 0 P: 15 | | 1B: 9 2B: 1 3B: 0 HR: 0 | SF: 0 SAC: 2 DP: 2 HBP: 1 | WP: 0 PB: 0 SB: 0 CS: 0 |
| PITCHER Ramon Ortiz, R (1,1) ERA: 6.3 | IP: 6.1 WLS: L BF: 31 H: 8 R: 6 ER: 6 SO: 1 BB: 2 IBB: 2 HBP: 1 BLK: 0 WP: 0 HR: 2 S: 54 P: 97 ERA: 8.53 WHIP: 1.579 | | | | | | | | | | | | | | | PITCHER | | | | |
| 57 Jason Bergmann, R (7,1) ERA: 5.91 | 0.2 | 3 | 1 | 0 | 0 | 0 | 1 | 0 | 0 | 0 | 0 | 4 | 13 | 0.00 | 3.000 | | | | | |
| Felix Rodriguez, R (8,1) ERA: 6.2 | 1.0 | 4 | 1 | 0 | 0 | 1 | 0 | 0 | 0 | 0 | 0 | 10 | 15 | 0.00 | 1.000 | | | | | |

| | |
|-----|----|
| AB | 30 |
| R | 2 |
| H | 4 |
| RBI | 2 |
| BB | 1 |
| SO | 7 |
| LOB | 6 |



| | |
|-----|----|
| AB | 30 |
| R | 6 |
| H | 10 |
| RBI | 6 |
| BB | 5 |
| SO | 2 |
| LOB | 14 |




| Batter | 1 | 2 | 3 | 4 | 5 | 6 | 7 | 8 | 9 | AB | R | H | RBI | BB | SO | LOB | TOP | | | | | | | | | | | | | | | | |
|---|---|----------------------------------|-------------------------------|----------------------------------|------------------------------|----------------------------------|------------------------------|----------------------------------|-------------------------------|----------------------------------|-------------------------------|----------------------------------|-------------------------------|----------------------------------|-------------------------------|----------------------------------|---|----------------------------------|----------------------------------|------------------------------------|----------------------------------|--------|--|--|--|--|--|--|--|--|--|--|--|
| Alfonso Soriano, R (1, 7) OBP: 0.319, SLG: 0.523 | 0-0 1B | | 2-1 G3 | 0-3 K | | 0-2 HR | | 0-3 K | | 5 | 1 | 2 | 2 | 0 | 2 | 0 | Washington Nationals @ Atlanta Braves Turner Field, Atlanta, GA Sat May 13 2006, 7:05 PM EDT Att: 37,040 - Partly Cloudy - 72 F | | | | | | | | | | | | | | | | |
| Marlon Byrd, R (8, 8) OBP: 0.388, SLG: 0.369 | | | | | | | | | | 0 | 0 | 0 | 0 | 0 | 0 | 0 | | | | | | | | | | | | | | | | | |
| Jose Vidro, S (1, 4) OBP: 0.414, SLG: 0.447 | 1-2 F7 | | 4-1 24 1B SF8 | | 2-1 1B | 1-0 1B | | 1-1 HBP | | 3 | 1 | 2 | 0 | 1 | 0 | 1 | | | | | | | | | | | | | | | | | |
| 24 Nick Johnson, L (1, 3) OBP: 0.423, SLG: 0.599 | 0-2 K | | 0-0 1B | | 2-2 F8 | 0-2 G4-3 | | 1-2 G6-3 | | 5 | 0 | 1 | 0 | 0 | 1 | 4 | | | | | | | | | | | | | | | | | |
| Jose Guillen, R (1, 9) OBP: 0.272, SLG: 0.407 | 1-1 F7 | | 0-1 SF8 | | 1-2 F8 | | 2-0 G3 | | 1-3 K | 4 | 0 | 0 | 1 | 0 | 1 | 2 | | | | | | | | | | | | | | | | | |
| Ryan Church, L (1, 8) OBP: 0.406, SLG: 0.588 | | 4-2 G6-3 11 1B | 0-1 1B | | 2-3 K | | 4-2 11 1B | | 2-1 F8 | 3 | 0 | 1 | 0 | 2 | 1 | 1 | | | | | | | | | | | | | | | | | |
| 11 Ryan Zimmerman, R (1, 5) OBP: 0.335, SLG: 0.442 | | 0-0 G6-3 | 2-0 L8 | | | 3-2 F9 | 1-2 1B | | 2-2 FC5-4 | 5 | 0 | 3 | 0 | 0 | 0 | 2 | | | | | | | | | | | | | | | | | |
| Matthew LeCroy, R (1, 2) OBP: 0.306, SLG: 0.467 | | 0-2 L5 | | 0-0 HR | | 1-2 F8 | 1-2 F9 | | 0-1 FC5-4 | 5 | 1 | 1 | 1 | 0 | 0 | 5 | | | | | | | | | | | | | | | | | |
| Royce Clayton, R (1, 6) OBP: 0.299, SLG: 0.308 | | 3-2 G6-3 | | 0-1 G1-3 | | 0-1 48 1B | 3-2 G6-3 | | | 4 | 1 | 1 | 0 | 0 | 0 | 4 | | | | | | | | | | | | | | | | | |
| 48 Michael O'Connor, L (1, 1) OBP: 0.111, SLG: 0.111 | | | 1-3 K | | 1-3 K | | 0-0 HR | | 0-3 K | 3 | 1 | 1 | 1 | 0 | 2 | 2 | | | | | | | | | | | | | | | | | |
| Jon Rauch, R (6, 1) Mike Stanton, L (7, 1) Gary Majewski, R (7, 1) 32 Chad Cordero, R (9, 1) | | | | | | | | | | 0 | 0 | 0 | 0 | 0 | 0 | 0 | | | | | | | | | | | | | | | | | |
| Inning Stats | R: 0 E: 0 K: 1 S: 10 | H: 1 LOB: 1 BB: 0 P: 12 | R: 0 E: 0 K: 1 S: 14 | H: 1 LOB: 2 BB: 1 P: 22 | R: 1 E: 0 K: 0 S: 9 | H: 2 LOB: 2 BB: 1 P: 17 | R: 1 E: 0 K: 2 S: 9 | H: 1 LOB: 0 BB: 0 P: 10 | R: 0 E: 0 K: 1 S: 11 | H: 1 LOB: 1 BB: 0 P: 18 | R: 3 E: 0 K: 0 S: 16 | H: 4 LOB: 1 BB: 0 P: 21 | R: 0 E: 0 K: 0 S: 15 | H: 1 LOB: 2 BB: 1 P: 26 | R: 0 E: 0 K: 2 S: 10 | H: 0 LOB: 1 BB: 0 P: 12 | R: 0 E: 0 K: 1 S: 12 | H: 1 LOB: 1 BB: 0 P: 17 | 1B: 9 2B: 1 3B: 0 HR: 2 | SF: 1 SAC: 0 DP: 0 HBP: 1 | WP: 0 PB: 0 SB: 0 CS: 0 | PA: 43 | | | | | | | | | | | |
| PITCHER | IP WLS BF H R ER SO BB IBB HBP BLK WP HR S P ERA WHIP | | | | | | | | | | | | | | | | | | | | | | | | | | | | | | | | |
| Jorge Sosa, R (1, 1) ERA: 6.52 | 5.2 | 28 | 9 | 5 | 5 | 5 | 2 | 0 | 0 | 0 | 0 | 0 | 2 | 65 | 95 | 7.94 | 1.941 | | | | | | | | | | | | | | | | |
| Ken Ray, R (6, 1) ERA: 1.59 | 1.1 | 7 | 2 | 0 | 0 | 0 | 1 | 0 | 0 | 0 | 0 | 0 | 0 | 19 | 31 | 0.00 | 2.250 | | | | | | | | | | | | | | | | |
| Oscar Villarreal, R (8, 1) ERA: 1.65 | 1.0 | 4 | 0 | 0 | 0 | 2 | 0 | 0 | 1 | 0 | 0 | 0 | 0 | 10 | 12 | 0.00 | 0.000 | | | | | | | | | | | | | | | | |
| Chris Reitsma, R (9, 1) ERA: 6.91 | 1.0 | W | 4 | 1 | 0 | 0 | 1 | 0 | 0 | 0 | 0 | 0 | 0 | 12 | 17 | 0.00 | 1.000 | | | | | | | | | | | | | | | | |

| | |
|-----|----|
| AB | 38 |
| R | 5 |
| H | 12 |
| RBI | 5 |
| BB | 3 |
| SO | 8 |
| LOB | 21 |



| Batter | 1 | 2 | 3 | 4 | 5 | 6 | 7 | 8 | 9 | AB | R | H | RBI | BB | SO | LOB | BOTTOM | | | | | | | | | | | | | | | | |
|---|---|----------------------------------|-----------------------------------|----------------------------------|------------------------------|----------------------------------|------------------------------|----------------------------------|--|----------------------------------|------------------------------|----------------------------------|------------------------------|---------------------------------|-------------------------------|----------------------------------|---|------------------------------------|----------------------------------|--------|--|--|--|--|--|--|--|--|--|--|--|--|--|
| Marcus Giles, R (1, 4) OBP: 0.327, SLG: 0.341 | 3-1 G6-3 | | 0-0 10 G6-4-3 11 S 1B | | 3-2 F8 | | 1-1 10 S 2B | | 0-0 10 1B 11 FC1-5 7 HR 1B | 5 | 1 | 3 | 0 | 0 | 0 | 1 | Washington Nationals @ Atlanta Braves Turner Field, Atlanta, GA Sat May 13 2006, 7:05 PM EDT Att: 37,040 - Partly Cloudy - 72 F | | | | | | | | | | | | | | | | |
| 11 Edgar Renteria, R (1, 6) OBP: 0.413, SLG: 0.469 | 0-1 10 F9 10 S 1B | | 4-1 10 G6-4-3 BB | | 0-1 L8 | | 4-2 10 BB BB | | 0-0 FC1-5 10 1B 7 HR | 3 | 2 | 1 | 0 | 2 | 0 | 3 | | | | | | | | | | | | | | | | | |
| 10 Chipper Jones, S (1, 5) OBP: 0.417, SLG: 0.448 | 0-2 F9 | | 0-0 G6-4-3 | | 2-1 P6 | | 4-1 1-2 2-3 BB | | 2-1 7 HR 1B | 4 | 1 | 1 | 0 | 1 | 0 | 4 | | | | | | | | | | | | | | | | | |
| Andrew Jones, R (1, 8) OBP: 0.353, SLG: 0.534 | 3-1 7 2B 1B | | 1-2 K | | | 0-0 7 G4-3 1B | | 2-2 F8 | | 1-3 K | 5 | 1 | 2 | 1 | 0 | 2 | | 7 | | | | | | | | | | | | | | | |
| 7 Jeff Francoeur, R (1, 9) OBP: 0.263, SLG: 0.441 | 1-1 1-H 2B | | | | 3-2 F9 | | 0-1 G4-3 | | 0-0 F9 | 5 | 1 | 2 | 5 | 0 | 0 | 1 | | | | | | | | | | | | | | | | | |
| Brian Jordan, R (1, 3) OBP: 0.327, SLG: 0.511 | 1-1 G5-3 | | | | 1-1 P4 | | 0-3 K | | 0-1 23 G4-3 1B | 3 | 0 | 0 | 0 | 0 | 1 | 2 | | | | | | | | | | | | | | | | | |
| Adam LaRoche, L (8, PH) OBP: 0.336, SLG: 0.464 | | | | | | | | | | 1 | 0 | 1 | 0 | 0 | 0 | 0 | | | | | | | | | | | | | | | | | |
| 23 Matt Diaz, R (1, 7) OBP: 0.320, SLG: 0.447 | | 0-3 K | | 0-1 L9 | | 0-0 G6-3 | | 1-2 G4-3 | | 4 | 0 | 0 | 0 | 0 | 1 | 2 | | | | | | | | | | | | | | | | | |
| Todd Pratt, R (1, 2) OBP: 0.313, SLG: 0.357 | | 2-3 K | | | 2-1 HR | | 0-1 G3 | | 0-0 HR | 2 | 1 | 1 | 1 | 0 | 1 | 0 | | | | | | | | | | | | | | | | | |
| 4 Pete Orr, L (7, PH) OBP: 0.217, SLG: 0.289 | | | | | | | | | | 1 | 0 | 0 | 0 | 0 | 0 | 0 | | | | | | | | | | | | | | | | | |
| 16 Brian McCann, L (8, 2) OBP: 0.402, SLG: 0.566 | | | | | | | | | | 1 | 1 | 1 | 1 | 0 | 0 | 0 | | | | | | | | | | | | | | | | | |
| Jorge Sosa, R (1, 1) OBP: 0.255, SLG: 0.667 | | 1-3 K | | | 4-2 HR | | 2-2 G6-3 | | 0-0 11 FC1-5 1B | 1 | 0 | 0 | 0 | 1 | 1 | 0 | | | | | | | | | | | | | | | | | |
| Ken Ray, R (6, 1) ERA: 1.59 | | | | | | | | | | 0 | 0 | 0 | 0 | 0 | 0 | 0 | | | | | | | | | | | | | | | | | |
| Wilson Betemit, S (7, PH) OBP: 0.311, SLG: 0.441 | | | | | | | | | | 0 | 0 | 0 | 0 | 0 | 0 | 0 | | | | | | | | | | | | | | | | | |
| Oscar Villarreal, L (8, 1) Chris Reitsma, R (9, 1) Ryan Langerhans, L (9, PH) OBP: 0.301, SLG: 0.562 | | | | | | | | | | 0 | 0 | 0 | 0 | 0 | 0 | 0 | | | | | | | | | | | | | | | | | |
| Inning Stats | R: 2 E: 0 K: 0 S: 13 | H: 3 LOB: 1 BB: 0 P: 21 | R: 0 E: 0 K: 3 S: 10 | H: 0 LOB: 0 BB: 0 P: 13 | R: 0 E: 0 K: 1 S: 6 | H: 1 LOB: 1 BB: 1 P: 11 | R: 0 E: 0 K: 0 S: 9 | H: 0 LOB: 0 BB: 0 P: 13 | R: 1 E: 0 K: 0 S: 12 | H: 1 LOB: 1 BB: 1 P: 23 | R: 0 E: 0 K: 1 S: 7 | H: 1 LOB: 3 BB: 2 P: 26 | R: 0 E: 0 K: 0 S: 7 | H: 1 LOB: 0 BB: 0 P: 8 | R: 5 E: 0 K: 1 S: 11 | H: 5 LOB: 0 BB: 0 P: 15 | 1B: 8 2B: 2 3B: 0 HR: 3 | SF: 0 SAC: 0 DP: 2 HBP: 0 | WP: 0 PB: 0 SB: 3 CS: 0 | PA: 41 | | | | | | | | | | | | | |
| PITCHER | IP WLS BF H R ER SO BB IBB HBP BLK WP HR S P ERA WHIP | | | | | | | | | | | | | | | | | | | | | | | | | | | | | | | | |
| 48 Michael O'Connor, L (1, 1) ERA: 2.86 | 5.0 | 22 | 6 | 3 | 3 | 4 | 2 | 0 | 0 | 0 | 0 | 0 | 1 | 51 | 82 | 5.40 | 1.600 | | | | | | | | | | | | | | | | |
| Jon Rauch, R (6, 1) ERA: 1.59 | 1.2 | H | 7 | 1 | 0 | 0 | 1 | 1 | 0 | 0 | 0 | 0 | 0 | 15 | 22 | 0.00 | 1.200 | | | | | | | | | | | | | | | | |
| Mike Stanton, L (7, 1) ERA: 3.71 | 0.0 | | 1 | 0 | 0 | 0 | 0 | 1 | 0 | 0 | 0 | 0 | 0 | 1 | 5 | * | * | | | | | | | | | | | | | | | | |
| Gary Majewski, R (7, 1) ERA: 3.86 | 1.1 | H | 4 | 1 | 0 | 0 | 0 | 0 | 0 | 0 | 0 | 0 | 0 | 10 | 13 | 0.00 | 0.750 | | | | | | | | | | | | | | | | |
| 32 Chad Cordero, R (9, 1) ERA: 4.56 | 0.2 | L | 7 | 5 | 5 | 5 | 1 | 0 | 0 | 0 | 0 | 2 | 11 | 15 | 67.50 | 7.500 | | | | | | | | | | | | | | | | | |



| Batter | 1 | 2 | 3 | 4 | 5 | 6 | 7 | 8 | 9 | AB | R | H | RBI | BB | SO | LOB | TOP | | | |
|--|---------------------------------------|---------------------------------------|---------------------------------------|---------------------------------------|---------------------------------------|---------------------------------------|---------------------------------------|---------------------------------------|---------------------------------------|---------------------------------------|---------------------------------------|---------------------------------------|---------------------------------------|---------------------------------------|---------------------------------------|---------------------------------------|---|------------------------------------|----------------------------------|--------|
| Alfonso Soriano, R OBP: 0.327, SLG: 0.544 | G5-3 | | HR | | F8 | 24 1B | | 24 FC6-4 1B | | 5 | 2 | 3 | 3 | 0 | 0 | 0 | Washington Nationals @ Atlanta Braves Turner Field, Atlanta, GA Sun May 14 2006, 1:05 PM EDT Att: 31,062 - Partly Cloudy - 69 F | | | |
| Jose Vidro, S OBP: 0.414, SLG: 0.441 | G1-3 | | F8 | | 24 E 2B | 24 1B BB | | K | | 4 | 1 | 1 | 0 | 1 | 1 | 1 | | | | |
| 24 Nick Johnson, L OBP: 0.423, SLG: 0.589 | | | G5-3 | | E3 | 2B 1B | | FC6-4 FC5-4 | | 4 | 1 | 1 | 1 | 1 | 0 | 2 | | | | |
| Jose Guillen, R OBP: 0.270, SLG: 0.406 | | | G1-3 | | 1B | 1B | | FC6-4 | | 5 | 1 | 1 | 1 | 0 | 1 | 4 | | | | |
| Ryan Church, L OBP: 0.391, SLG: 0.554 | | | K | | L7 | 11 1B | | K | | 5 | 1 | 1 | 2 | 0 | 2 | 2 | | | | |
| 11 Ryan Zimmerman, R OBP: 0.338, SLG: 0.441 | | | G5-3 1B | | G6-3 | CS 1B | | G4-3 | | 5 | 0 | 2 | 1 | 0 | 1 | 0 | | | | |
| Wiki Gonzalez, R OBP: 0.444, SLG: 0.444 | | | G5-3 1B | | FC6-4 1B | CS | | F9 | | 5 | 1 | 3 | 0 | 0 | 0 | 0 | | | | |
| Royce Clayton, R OBP: 0.304, SLG: 0.339 | | | G5-3 | | FC6-4 | 1B | | | | 4 | 1 | 2 | 0 | 0 | 0 | 3 | | | | |
| Tony Armas, R OBP: 0.067, SLG: 0.067 | | | G1-3 | | G4-3 | G4-3 | | G1-3 | | 4 | 0 | 0 | 0 | 0 | 1 | 5 | | | | |
| Gary Majewski, R | | | | | | | | | | 0 | 0 | 0 | 0 | 0 | 0 | 0 | | | | |
| Felix Rodriguez, R | | | | | | | | | | 0 | 0 | 0 | 0 | 0 | 0 | 0 | | | | |
| Inning Stats | R: 0 E: 0 K: 1 S: 10 | H: 0 LOB: 1 BB: 1 P: 17 | R: 0 E: 0 K: 1 S: 14 | H: 2 LOB: 2 BB: 0 P: 18 | R: 1 E: 0 K: 0 S: 10 | H: 1 LOB: 0 BB: 0 P: 16 | R: 0 E: 0 K: 0 S: 12 | H: 1 LOB: 1 BB: 0 P: 18 | R: 4 E: 1 K: 2 S: 18 | H: 4 LOB: 0 BB: 1 P: 25 | R: 3 E: 0 K: 0 S: 20 | H: 4 LOB: 2 BB: 1 P: 30 | R: 0 E: 0 K: 1 S: 12 | H: 1 LOB: 1 BB: 0 P: 17 | R: 0 E: 0 K: 1 S: 8 | H: 0 LOB: 0 BB: 0 P: 12 | 1B: 10 2B: 2 3B: 1 HR: 1 | SF: 0 SAC: 0 DP: 0 HBP: 0 | WP: 0 PB: 0 SB: 1 CS: 1 | PA: 44 |
| PITCHER | IP WLS BF H R ER SO | IP WLS BF H R ER SO | IP WLS BF H R ER SO | IP WLS BF H R ER SO | IP WLS BF H R ER SO | IP WLS BF H R ER SO | IP WLS BF H R ER SO | IP WLS BF H R ER SO | IP WLS BF H R ER SO | IP WLS BF H R ER SO | IP WLS BF H R ER SO | IP WLS BF H R ER SO | IP WLS BF H R ER SO | IP WLS BF H R ER SO | IP WLS BF H R ER SO | IP WLS BF H R ER SO | ERA WHIP | ERA WHIP | ERA WHIP | |
| John Thomson, R ERA: 1.87 | 5.0 | L | 24 | 8 | 5 | 1 | 2 | 1 | 0 | 0 | 0 | 0 | 0 | 0 | 0 | 0 | 0 | 1.80 | 1.800 | |
| 58 Peter Moylan, R ERA: 5.53 | 0.1 | 5 | 3 | 3 | 3 | 1 | 1 | 0 | 0 | 0 | 0 | 0 | 0 | 0 | 0 | 0 | 12 | 18 | 81.00 | 12.000 |
| 49 Macay McBride, L ERA: 4.26 | 1.2 | 7 | 2 | 0 | 0 | 1 | 1 | 0 | 0 | 0 | 0 | 0 | 0 | 0 | 0 | 0 | 19 | 29 | 0.00 | 1.200 |
| Mike Remlinger, L ERA: 3.97 | 1.0 | 4 | 1 | 0 | 0 | 1 | 1 | 0 | 0 | 0 | 0 | 0 | 0 | 0 | 0 | 0 | 12 | 18 | 0.00 | 1.000 |
| 54 Chad Paronto, R ERA: 3.0 | 1.0 | 3 | 0 | 0 | 0 | 1 | 1 | 0 | 0 | 0 | 0 | 0 | 0 | 0 | 0 | 0 | 8 | 12 | 0.00 | 0.000 |

| Batter | 1 | 2 | 3 | 4 | 5 | 6 | 7 | 8 | 9 | AB | R | H | RBI | BB | SO | LOB | BOTTOM | | | | | |
|--|---------------------------------------|---------------------------------------|---------------------------------------|---------------------------------------|---------------------------------------|---------------------------------------|---------------------------------------|---------------------------------------|---------------------------------------|---------------------------------------|---------------------------------------|---------------------------------------|---------------------------------------|---------------------------------------|---------------------------------------|---------------------------------------|---|----------------------------------|----------------------------------|------------------------------------|----------------------------------|--------|
| Marcus Giles, R OBP: 0.325, SLG: 0.333 | K | | 11 1B BB | | G1-6-3 | | | F9 | | 3 | 0 | 0 | 0 | 1 | 1 | 1 | Washington Nationals @ Atlanta Braves Turner Field, Atlanta, GA Sun May 14 2006, 1:05 PM EDT Att: 31,062 - Partly Cloudy - 69 F | | | | | |
| 11 Edgar Renteria, R OBP: 0.408, SLG: 0.462 | B1-3 | | 1B | | F7 | | | F9 | | 4 | 0 | 1 | 0 | 0 | 0 | 1 | | | | | | |
| 54 Chad Paronto, R | | | | | | | | | | 0 | 0 | 0 | 0 | 0 | 0 | 0 | | | | | | |
| 10 Chipper Jones, S OBP: 0.402, SLG: 0.429 | K | | K | | P5 | | | F8 | | 4 | 0 | 0 | 0 | 0 | 2 | 3 | | | | | | |
| Andrew Jones, R OBP: 0.353, SLG: 0.526 | | | | | | | | | | 2 | 0 | 0 | 0 | 1 | 1 | 0 | | | | | | |
| Mike Remlinger, L | | | | | | | | | | 0 | 0 | 0 | 0 | 0 | 0 | 0 | | | | | | |
| Wilson Betemit, S OBP: 0.320, SLG: 0.493 | | | | | | | | | | 1 | 1 | 1 | 1 | 0 | 0 | 0 | | | | | | |
| 16 Brian McCann, L OBP: 0.388, SLG: 0.544 | | | | | | | | | | 4 | 0 | 0 | 0 | 0 | 1 | 1 | | | | | | |
| 7 Jeff Francoeur, R OBP: 0.283, SLG: 0.436 | | | | | | | | | | 4 | 0 | 1 | 0 | 0 | 0 | 1 | | | | | | |
| Adam LaRoche, L OBP: 0.328, SLG: 0.451 | | | | | | | | | | 3 | 0 | 0 | 0 | 0 | 1 | 1 | | | | | | |
| Ryan Langerhans, L OBP: 0.342, SLG: 0.390 | | | | | | | | | | 3 | 0 | 0 | 0 | 0 | 1 | 0 | | | | | | |
| John Thomson, R OBP: 0.313, SLG: 0.438 | | | | | | | | | | 1 | 0 | 1 | 0 | 0 | 0 | 0 | | | | | | |
| 4 Pete Orr, L OBP: 0.213, SLG: 0.283 | | | | | | | | | | 1 | 0 | 0 | 0 | 0 | 0 | 0 | | | | | | |
| 58 Peter Moylan, R | | | | | | | | | | 0 | 0 | 0 | 0 | 0 | 0 | 0 | | | | | | |
| 49 Macay McBride, L | | | | | | | | | | 0 | 0 | 0 | 0 | 0 | 0 | 0 | | | | | | |
| 23 Matt Diaz, R OBP: 0.333, SLG: 0.458 | | | | | | | | | | 1 | 0 | 1 | 0 | 0 | 0 | 0 | | | | | | |
| Inning Stats | R: 0 E: 0 K: 2 S: 8 | H: 0 LOB: 0 BB: 0 P: 13 | R: 0 E: 0 K: 1 S: 11 | H: 1 LOB: 0 BB: 0 P: 18 | R: 0 E: 0 K: 1 S: 15 | H: 2 LOB: 3 BB: 1 P: 24 | R: 0 E: 0 K: 1 S: 7 | H: 0 LOB: 0 BB: 0 P: 14 | R: 0 E: 0 K: 0 S: 7 | H: 0 LOB: 0 BB: 0 P: 10 | R: 0 E: 0 K: 0 S: 11 | H: 0 LOB: 0 BB: 0 P: 19 | R: 0 E: 0 K: 1 S: 13 | H: 0 LOB: 1 BB: 1 P: 21 | R: 0 E: 0 K: 1 S: 11 | H: 1 LOB: 1 BB: 0 P: 15 | R: 1 E: 0 K: 0 S: 7 | H: 1 LOB: 0 BB: 0 P: 12 | 1B: 4 2B: 0 3B: 0 HR: 1 | SF: 0 SAC: 0 DP: 0 HBP: 0 | WP: 0 PB: 0 SB: 0 CS: 1 | PA: 34 |
| PITCHER | IP WLS BF H R ER SO | IP WLS BF H R ER SO | IP WLS BF H R ER SO | IP WLS BF H R ER SO | IP WLS BF H R ER SO | IP WLS BF H R ER SO | IP WLS BF H R ER SO | IP WLS BF H R ER SO | IP WLS BF H R ER SO | IP WLS BF H R ER SO | IP WLS BF H R ER SO | IP WLS BF H R ER SO | IP WLS BF H R ER SO | IP WLS BF H R ER SO | IP WLS BF H R ER SO | IP WLS BF H R ER SO | ERA WHIP | ERA WHIP | ERA WHIP | | | |
| Tony Armas, R ERA: 3.02 | 7.0 | W | 25 | 3 | 0 | 0 | 6 | 2 | 0 | 0 | 0 | 0 | 0 | 0 | 0 | 0 | 72 | 119 | 0.00 | 0.714 | | |
| Gary Majewski, R ERA: 3.68 | 1.0 | 4 | 1 | 0 | 0 | 1 | 1 | 0 | 0 | 0 | 0 | 1 | 1 | 15 | 15 | 0.00 | 1.000 | | | | | |
| Felix Rodriguez, R ERA: 6.33 | 1.0 | 4 | 1 | 1 | 1 | 1 | 0 | 0 | 0 | 0 | 1 | 7 | 12 | 9.00 | 1.000 | | | | | | | |



| Batter | 1 | 2 | 3 | 4 | 5 | 6 | 7 | 8 | 9 | 10 | 11 | AB | R | H | RBI | BB | SO | LOB | TOP | | | | | | |
|--|---|---|---|----------------------------------|-------------------------------|----------------------------------|-------------------------------|----------------------------------|-------------------------------|----------------------------------|------------------------------|----------------------------------|-------------------------------|----------------------------------|-------------------------------|----------------------------------|--------------------------------|----------------------------------|---|---|-----------------------------------|------------------------------------|----------------------------------|--------|--|
| 2 Hanley Ramirez, R OBP: 0.394, SLG: 0.481 1 Eric Reed, L OBP: 0.205, SLG: 0.114 Chris Aquila, R OBP: 0.308, SLG: 0.343 | 1-1 G6-3 2B | | 4-0 BB | | 0-1 G4-3 | 2-3 K | | | 2-3 K | | 0-0 FC3-6 IBB | 4 | 1 | 1 | 0 | 1 | 2 | 3 | | | | | | | |
| 6 Dan Uggla, R OBP: 0.383, SLG: 0.479 | 0-1 G3 | | 1 SAFE 2-2 HBP | | 0-1 1B | | | 0-0 F7 | | 0-1 1B | 1-0 IBB | 6 | 0 | 4 | 1 | 0 | 0 | 1 | | | | | | | |
| Miguel Cabrera, R OBP: 0.439, SLG: 0.583 | 1-1 G6-3 | | 2-2 1B | | 1-1 HBP | | | 3-2 P6 | | 2-2 G4-3 | 4-0 FC5-4 IBB | 4 | 0 | 1 | 1 | 1 | 0 | 1 | | | | | | | |
| 14 Josh Willingham, R OBP: 0.376, SLG: 0.541 4 Alfredo Amezaga, S OBP: 0.262, SLG: 0.316 | 1-1 G6-3 | | 2-3 HBP | | 2-0 K | | | 0-3 K | | 2-3 K | 0-1 FC5-4 IBB | 4 | 0 | 0 | 0 | 0 | 3 | 5 | | | | | | | |
| Joe Borchard, S OBP: 0.295, SLG: 0.327 | | | | | 0-0 G4-3 | | | 2-3 K | | 0-2 G6-3 | | 5 | 0 | 0 | 0 | 0 | 3 | 2 | | | | | | | |
| 17 Mike Jacobs, L OBP: 0.319, SLG: 0.409 Joe Borowski, R (10, 1) | 2-3 K | | | | 2-0 G1-3 | | | 1-2 P5 | | 2-1 G3-1 | | 5 | 0 | 0 | 0 | 0 | 2 | 0 | | | | | | | |
| 61 Reggie Abercrombie, R (1, 8) | 2-3 K | | | | 0-0 K | | | 0-0 K | | 1-2 K | | 4 | 1 | 3 | 0 | 1 | 1 | 0 | | | | | | | |
| 20 Matt Treanor, R OBP: 0.234, SLG: 0.267 | | | | | 2-3 K | | | 1-1 K | | 0-3 K | 0-0 SH3-4 | 4 | 0 | 1 | 0 | 0 | 2 | 2 | | | | | | | |
| Dontrelle Willis, L OBP: 0.222, SLG: 0.125 Wes Helms, R OBP: 0.327, SLG: 0.400 | | | | | 3-3 K | | | 4-2 K | | 0-0 G4-3 | 1-0 FC3-6 IBB | 3 | 1 | 0 | 0 | 0 | 1 | 2 | | | | | | | |
| Inning Stats | R: 1 E: 0 K: 0 S: 7 | H: 1 LOB: 0 BB: 0 P: 11 | R: 0 E: 0 K: 2 S: 7 | H: 0 LOB: 0 BB: 0 P: 11 | R: 0 E: 0 K: 3 S: 14 | H: 1 LOB: 3 BB: 1 P: 30 | R: 0 E: 0 K: 1 S: 10 | H: 1 LOB: 1 BB: 0 P: 15 | R: 1 E: 0 K: 2 S: 14 | H: 2 LOB: 2 BB: 0 P: 18 | R: 0 E: 0 K: 1 S: 8 | H: 0 LOB: 0 BB: 0 P: 13 | R: 0 E: 0 K: 2 S: 12 | H: 1 LOB: 1 BB: 0 P: 17 | R: 0 E: 0 K: 1 S: 10 | H: 1 LOB: 1 BB: 0 P: 14 | R: 0 E: 0 K: 1 S: 9 | H: 0 LOB: 0 BB: 0 P: 13 | R: 1 E: 0 K: 0 S: 8 | H: 2 LOB: 3 BB: 2 P: 18 | 1B: 10 2B: 1 3B: 0 HR: 0 | SF: 0 SAC: 1 DP: 0 HBP: 1 | WP: 0 PB: 0 SB: 3 CS: 0 | PA: 49 | |
| PITCHER | IP WLS BF H R ER SO BB IBB HBP BLK WP HR S P ERA WHIP | 15 Tim Hudson, R ERA: 4.5 Ken Ray, R ERA: 4.2 Oscar Villarreal, R ERA: 2.95 Chris Reitsma, R ERA: 6.06 49 Macey McBride, L ERA: 4.32 | (1, 1) (7, 1) (8, 1) (9, 1) (10, 1) | 6.0 1.0 1.0 1.0 2.0 | WLS 28 3 4 W | BF 28 0 1 10 | H 2 0 0 1 | R 2 0 0 1 | ER 2 0 0 1 | SO 10 2 0 1 | BB 2 0 0 1 | IBB 0 0 0 0 | HBP 0 0 0 0 | BLK 0 0 0 0 | WP 0 0 0 0 | HR 0 0 0 0 | S 66 8 12 10 17 | P 108 13 17 14 31 | ERA 3.00 0.00 1.00 0.00 4.50 | WHIP 1.500 0.000 1.000 1.000 1.500 | | | | | |

Florida Marlins @ Atlanta Braves
Turner Field, Atlanta, GA
Tue May 16 2006, 7:35 PM EDT
Att: 22,427 - Party Cloudy - 66 F

AB 43
R 3
H 11
RBI 3
BB 4
SO 15
LOB 20



| Batter | 1 | 2 | 3 | 4 | 5 | 6 | 7 | 8 | 9 | 10 | 11 | AB | R | H | RBI | BB | SO | LOB | BOTTOM | | | | | | |
|---|---|---|---|---------------|-------------|---------------|--------------|---------------------|--------------|-----------------|---------------|---------------|---------------|---------------|---------------|----------------|----------------------|------------------------|----------------------|------------------------|--|--|--|--|--|
| Marcus Giles, R OBP: 0.327, SLG: 0.326 | 1-0 E3 L1-6 1B | | 4-2 BB | | 3-2 F9 | | | 2-1 G6-3 | | 3-1 L8 | | 4 | 0 | 0 | 0 | 1 | 0 | 0 | | | | | | | |
| 11 Edgar Renteria, R OBP: 0.307, SLG: 0.445 | 0-1 1B | | 2-2 F9 | | 0-0 F8 | | | 1-0 G6-4-3 1B | | 0-0 G4-3 | | 5 | 0 | 2 | 0 | 0 | 0 | 2 | | | | | | | |
| 10 Chipper Jones, S OBP: 0.393, SLG: 0.398 | 0-3 K | | 0-1 L7 | | 2-0 F8 | | | 1-1 G6-4-3 | | 4-2 2B BB | | 4 | 1 | 0 | 0 | 1 | 1 | 5 | | | | | | | |
| Andrew Jones, R OBP: 0.373, SLG: 0.538 | 0-2 L1-6 | | | | 3-1 HBP | | | 0-1 F9 | | 0-1 G1-3 | | 4 | 1 | 1 | 1 | 0 | 0 | 2 | | | | | | | |
| 7 Jeff Francoeur, R OBP: 0.271, SLG: 0.452 | | | | | 0-2 F8 | | | 0-0 G4-3 1B | | 0-1 HR | | 5 | 1 | 2 | 1 | 0 | 0 | 2 | | | | | | | |
| Brian Jordan, R OBP: 0.333, SLG: 0.500 Adam LaRoche, L OBP: 0.341, SLG: 0.461 | | | | | 4-2 BB | | | 0-0 P3 | | 2-3 K | | 3 | 0 | 0 | 0 | 1 | 1 | 1 | | | | | | | |
| 23 Matt Diaz, R OBP: 0.364, SLG: 0.538 | 1-0 G6-4-3 | | | | 0-0 HR | | | 0-0 G4-3 1B | | 1-1 CI | | 4 | 1 | 3 | 2 | 0 | 0 | 1 | | | | | | | |
| Todd Pratt, R OBP: 0.306, SLG: 0.323 49 Macey McBride, L (10, 1) | | | | | 1-3 K | | | 2-0 G4-3 | | 3-2 F8 | | 3 | 0 | 0 | 0 | 1 | 1 | 3 | | | | | | | |
| 15 Tim Hudson, R ERA: 5.53 Ken Ray, R ERA: 4.2 Wilson Betemit, S OBP: 0.305, SLG: 0.493 Oscar Villarreal, L ERA: 6.11 Chris Reitsma, R ERA: 6.06 16 Brian McCann, L OBP: 0.303, SLG: 0.369 | (1, 1) (7, 1) (8, 1) (9, 1) (10, 2) | 9.0 1.1 | WLS L | BF 35 8 | H 6 2 | R 2 2 | ER 2 2 | SO 3 0 | BB 3 1 | IBB 0 1 | HBP 0 1 | BLK 0 0 | WP 0 0 | HR 2 0 | S 76 11 | P 117 25 | ERA 2.00 13.50 | WHIP 1.000 2.250 | | | | | | | |
| PITCHER | IP WLS BF H R ER SO BB IBB HBP BLK WP HR S P ERA WHIP | 15 Tim Hudson, R ERA: 5.53 Ken Ray, R ERA: 4.2 Wilson Betemit, S OBP: 0.305, SLG: 0.493 Oscar Villarreal, L ERA: 6.11 Chris Reitsma, R ERA: 6.06 16 Brian McCann, L OBP: 0.303, SLG: 0.369 | (1, 1) (7, 1) (8, 1) (9, 1) (10, 2) | 9.0 1.1 | WLS L | BF 35 8 | H 6 2 | R 2 2 | ER 2 2 | SO 3 0 | BB 3 1 | IBB 0 1 | HBP 0 1 | BLK 0 0 | WP 0 0 | HR 2 0 | S 76 11 | P 117 25 | ERA 2.00 13.50 | WHIP 1.000 2.250 | | | | | |

Florida Marlins @ Atlanta Braves
Turner Field, Atlanta, GA
Tue May 16 2006, 7:35 PM EDT
Att: 22,427 - Party Cloudy - 66 F


AB 36
R 4
H 8
RBI 4
BB 5
SO 3
LOB 19




| Batter | 1 | 2 | 3 | 4 | 5 | 6 | 7 | 8 | 9 | AB | R | H | RBI | BB | SO | LOB | TOP | | | | | | | | | | |
|--|------------------------------|----------------------------------|-------------------------------|----------------------------------|------------------------------|---------------------------------|------------------------------|----------------------------------|-------------------------------|----------------------------------|-------------------------------|----------------------------------|-------------------------------|----------------------------------|------------------------------|---------------------------------|--|------------------------------------|----------------------------------|--------|--|--|--|--|--|--|--|
| 6 Dan Uggla, R (1,4) OBP: 0.368, SLG: 0.461 | | | | | | | | | | 4 | 0 | 0 | 0 | 0 | 3 | 0 | Florida Marlins @ Atlanta Braves Turner Field, Atlanta, GA Thu May 18 2006, 1:05 PM EDT Att: 29,996 - Partly Cloudy - 78 F | | | | | | | | | | |
| 61 Reggie Abercrombie, R (1,8) OBP: 0.306, SLG: 0.411 | | | | | | | | | | 4 | 1 | 1 | 1 | 0 | 0 | 0 | | | | | | | | | | | |
| Miguel Cabrera, R (1,5) OBP: 0.434, SLG: 0.571 | | | | | | | | | | 4 | 0 | 2 | 0 | 0 | 2 | 0 | | | | | | | | | | | |
| 14 Josh Willingham, R (1,7) OBP: 0.373, SLG: 0.533 | | | | | | | | | | 4 | 0 | 1 | 0 | 0 | 1 | 1 | | | | | | | | | | | |
| Joe Borchard, S (1,9) OBP: 0.309, SLG: 0.317 | | | | | | | | | | 4 | 0 | 0 | 0 | 0 | 0 | 2 | | | | | | | | | | | |
| 37 Renyel Pinto, L (8,1) | | | | | | | | | | 0 | 0 | 0 | 0 | 0 | 0 | 0 | | | | | | | | | | | |
| 17 Mike Jacobs, L (1,3) OBP: 0.333, SLG: 0.410 | | | | | | | | | | 4 | 0 | 2 | 0 | 0 | 0 | 0 | | | | | | | | | | | |
| 20 Matt Treanor, R (1,2) Miguel Olivo, R (7,PH) OBP: 0.287, SLG: 0.450 | | | | | | | | | | 2 | 0 | 1 | 0 | 0 | 1 | 0 | | | | | | | | | | | |
| 11 Robert Andino, R (1,6) OBP: 0.111, SLG: 0.222 | | | | | | | | | | 4 | 0 | 1 | 0 | 0 | 1 | 2 | | | | | | | | | | | |
| Scott Olsen, L (1,1) Matt Herges, L (5,1) Wes Helms, R (7,PH) Todd Wellemeyer, R (7,1) Chris Aguila, R (8,9) OBP: 0.305, SLG: 0.338 | | | | | | | | | | 2 | 0 | 0 | 0 | 0 | 1 | 2 | | | | | | | | | | | |
| Inning Stats | R: 1 E: 0 K: 2 S: 9 | H: 1 LOB: 0 BB: 0 P: 13 | R: 0 E: 0 K: 1 S: 13 | H: 2 LOB: 2 BB: 0 P: 23 | R: 0 E: 0 K: 1 S: 8 | H: 1 LOB: 1 BB: 0 P: 9 | R: 0 E: 0 K: 1 S: 9 | H: 0 LOB: 0 BB: 0 P: 14 | R: 0 E: 0 K: 2 S: 10 | H: 0 LOB: 0 BB: 0 P: 12 | R: 0 E: 0 K: 0 S: 11 | H: 1 LOB: 2 BB: 0 P: 15 | R: 0 E: 0 K: 1 S: 17 | H: 2 LOB: 2 BB: 0 P: 25 | R: 0 E: 0 K: 0 S: 5 | H: 0 LOB: 0 BB: 0 P: 9 | 1B: 5 2B: 2 3B: 0 HR: 1 | SF: 0 SAC: 0 DP: 0 HBP: 1 | WP: 0 PB: 0 SB: 0 CS: 0 | PA: 35 | | | | | | | |
| PITCHER | IP | WLS | BF | H | R | ER | SO | BB | IBB | HBP | BLK | WP | HR | S | P | ERA | WHIP | | | | | | | | | | |
| Jorge Sosa, R (1,1) ERA: 5.55 | 6.2 | W | 26 | 6 | 1 | 1 | 8 | 0 | 0 | 1 | 0 | 0 | 1 | 70 | 102 | 1.35 | 0.900 | | | | | | | | | | |
| 54 Chad Paronto, R (7,1) ERA: 1.23 | 1.1 | | 6 | 2 | 0 | 0 | 1 | 0 | 0 | 0 | 0 | 0 | 0 | 18 | 26 | 0.00 | 1.500 | | | | | | | | | | |
| 49 Macay McBride, L (9,1) ERA: 3.86 | 1.0 | | 3 | 0 | 0 | 0 | 0 | 0 | 0 | 0 | 0 | 0 | 0 | 5 | 9 | 0.00 | 0.000 | | | | | | | | | | |

| Batter | 1 | 2 | 3 | 4 | 5 | 6 | 7 | 8 | 9 | AB | R | H | RBI | BB | SO | LOB | BOTTOM | | | | | | | | | | |
|--|-------------------------------|----------------------------------|------------------------------|----------------------------------|-------------------------------|----------------------------------|------------------------------|----------------------------------|-------------------------------|----------------------------------|------------------------------|----------------------------------|-------------------------------|----------------------------------|-------------------------------|----------------------------------|--|------------------------------------|----------------------------------|--------|--|--|--|--|--|--|--|
| Marcus Giles, R (1,4) OBP: 0.337, SLG: 0.340 | | | | | | | | | | 4 | 2 | 2 | 0 | 1 | 1 | 2 | Florida Marlins @ Atlanta Braves Turner Field, Atlanta, GA Thu May 18 2006, 1:05 PM EDT Att: 29,996 - Partly Cloudy - 78 F | | | | | | | | | | |
| 4 Pete Orr, L (9,4) OBP: 0.229, SLG: 0.298 | | | | | | | | | | 4 | 1 | 1 | 0 | 1 | 1 | 3 | | | | | | | | | | | |
| 11 Edgar Renteria, R (1,6) OBP: 0.408, SLG: 0.437 | | | | | | | | | | 4 | 1 | 1 | 0 | 1 | 1 | 3 | | | | | | | | | | | |
| 49 Macay McBride, L (9,1) | | | | | | | | | | 0 | 0 | 0 | 0 | 0 | 0 | 0 | | | | | | | | | | | |
| 10 Chipper Jones, S (1,5) OBP: 0.394, SLG: 0.443 | | | | | | | | | | 3 | 1 | 1 | 3 | 0 | 1 | 1 | | | | | | | | | | | |
| Andrew Jones, R (1,8) OBP: 0.360, SLG: 0.510 | | | | | | | | | | 4 | 0 | 0 | 0 | 0 | 2 | 3 | | | | | | | | | | | |
| Ryan Langerhans, L (8,8) OBP: 0.354, SLG: 0.378 | | | | | | | | | | 0 | 0 | 0 | 0 | 0 | 0 | 0 | | | | | | | | | | | |
| 7 Jeff Francoeur, R (1,9) OBP: 0.279, SLG: 0.491 | | | | | | | | | | 4 | 3 | 3 | 3 | 0 | 0 | 0 | | | | | | | | | | | |
| 23 Matt Diaz, R (1,7) OBP: 0.383, SLG: 0.632 | | | | | | | | | | 4 | 1 | 2 | 1 | 0 | 0 | 1 | | | | | | | | | | | |
| Brian Jordan, R (1,3) OBP: 0.333, SLG: 0.491 | | | | | | | | | | 1 | 0 | 0 | 1 | 1 | 0 | 0 | | | | | | | | | | | |
| Adam LaRoche, L (6,3) OBP: 0.340, SLG: 0.455 | | | | | | | | | | 1 | 0 | 0 | 0 | 0 | 1 | 1 | | | | | | | | | | | |
| 16 Brian McCann, L (1,2) OBP: 0.397, SLG: 0.560 | | | | | | | | | | 3 | 1 | 1 | 0 | 1 | 1 | 1 | | | | | | | | | | | |
| Jorge Sosa, R (1,1) OBP: 0.273, SLG: 0.444 | | | | | | | | | | 3 | 0 | 0 | 0 | 0 | 2 | 1 | | | | | | | | | | | |
| 54 Chad Paronto, R (7,1) ERA: 5.48 | | | | | | | | | | 0 | 0 | 0 | 0 | 0 | 0 | 0 | | | | | | | | | | | |
| Wilson Betemit, S (6,PH) OBP: 0.329, SLG: 0.493 | | | | | | | | | | 1 | 0 | 1 | 0 | 0 | 0 | 0 | | | | | | | | | | | |
| Inning Stats | R: 0 E: 0 K: 3 S: 12 | H: 1 LOB: 1 BB: 0 P: 19 | R: 0 E: 0 K: 0 S: 9 | H: 0 LOB: 0 BB: 0 P: 12 | R: 2 E: 0 K: 2 S: 13 | H: 2 LOB: 1 BB: 1 P: 24 | R: 1 E: 0 K: 1 S: 9 | H: 1 LOB: 0 BB: 0 P: 12 | R: 5 E: 0 K: 1 S: 16 | H: 4 LOB: 1 BB: 2 P: 27 | R: 0 E: 0 K: 0 S: 7 | H: 0 LOB: 0 BB: 0 P: 10 | R: 1 E: 0 K: 1 S: 12 | H: 2 LOB: 1 BB: 0 P: 19 | R: 0 E: 0 K: 1 S: 10 | H: 1 LOB: 1 BB: 1 P: 20 | 1B: 4 2B: 3 3B: 1 HR: 3 | SF: 2 SAC: 0 DP: 1 HBP: 0 | WP: 1 PB: 0 SB: 0 CS: 0 | PA: 38 | | | | | | | |
| PITCHER | IP | WLS | BF | H | R | ER | SO | BB | IBB | HBP | BLK | WP | HR | S | P | ERA | WHIP | | | | | | | | | | |
| Scott Olsen, L (1,1) ERA: 6.55 | 4.2 | L | 24 | 8 | 8 | 8 | 7 | 2 | 0 | 0 | 0 | 0 | 2 | 56 | 87 | 15.43 | 2.143 | | | | | | | | | | |
| Matt Herges, R (5,1) ERA: 5.48 | 1.1 | | 5 | 0 | 0 | 0 | 0 | 1 | 0 | 0 | 0 | 0 | 0 | 10 | 17 | 0.00 | 0.750 | | | | | | | | | | |
| Todd Wellemeyer, R (7,1) ERA: 4.82 | 1.0 | | 5 | 2 | 1 | 1 | 1 | 0 | 0 | 0 | 0 | 0 | 1 | 12 | 19 | 9.00 | 2.000 | | | | | | | | | | |
| 37 Renyel Pinto, L (8,1) ERA: | 1.0 | | 4 | 1 | 0 | 0 | 1 | 1 | 0 | 0 | 0 | 0 | 0 | 10 | 20 | 0.00 | 2.000 | | | | | | | | | | |

AB 34
R 1
H 8
RBI 1
BB 0
SO 9
LOB 9



AB 32
R 9
H 11
RBI 8
BB 4
SO 9
LOB 13



| Batter | 1 | 2 | 3 | 4 | 5 | 6 | 7 | 8 | 9 | AB | R | H | RBI | BB | SO | LOB | TOP | | |
|--|---|----------------------------------|------------------------------|---------------------------------|------------------------------|----------------------------------|------------------------------|----------------------------------|------------------------------|----------------------------------|------------------------------|---------------------------------|------------------------------|----------------------------------|-------------------------------|----------------------------------|--|----------------------------------|------------------------------------|
| 4 Pete Orr, L OBP: 0.212, SLG: 0.275 (1,4) | K2-3 | | G5-3 | | | K | | | G5-3 | 4 | 0 | 0 | 0 | 0 | 2 | 1 | Atlanta Braves @ Arizona Diamondbacks Chase Field, Phoenix, AZ Sat May 20 2006, 6:40 PM MST Att: 35,391 - Clear - 80 F | | |
| Wilson Betemit, S OBP: 0.321, SLG: 0.474 (1,6) | G4-3 | | | G6-3 | | G4-3 | | | K | 4 | 0 | 0 | 0 | 0 | 1 | 0 | | | |
| 10 Chipper Jones, S OBP: 0.412, SLG: 0.456 (1,5) | G3 | | | K | | | G6-4-3 1B | | | 4 | 0 | 2 | 0 | 0 | 1 | 0 | | | |
| Andruw Jones, R OBP: 0.350, SLG: 0.491 (1,8) Oscar Villarreal, L OBP: 0.329, SLG: 0.481 (7,1) Brian Jordan, R OBP: 0.329, SLG: 0.481 (9,PH) | K | | | G5-3 | | G6-4-3 1-2 | | | K | 3 | 0 | 0 | 0 | 0 | 1 | 1 | | | |
| 16 Brian McCann, L OBP: 0.401, SLG: 0.558 (1,2) Todd Pratt, R OBP: 0.316, SLG: 0.333 (4,2) | G4-3 | | | | WP 7 G4-3 1B | | | | G6-3 | 1 | 0 | 0 | 0 | 0 | 0 | 0 | | | |
| 7 Jeff Francoeur, R OBP: 0.287, SLG: 0.470 (1,9) | G4-3 | | | | G4-3 1-2 | | | | G5-3 | 3 | 0 | 0 | 0 | 0 | 0 | 1 | | | |
| Adam LaRoche, L OBP: 0.349, SLG: 0.481 (1,3) | | | | | | G3 2-3 | | | F7 | 3 | 0 | 1 | 0 | 0 | 0 | 1 | | | |
| Ryan Langerhans, L OBP: 0.356, SLG: 0.373 (1,7) (7,8) | | | | | | G4-3 | | | | 2 | 0 | 0 | 0 | 1 | 1 | 2 | | | |
| Travis Smith, R (1,1) 54 Chad Paronto, R (5,1) Marcus Giles, R (6,PH) 40 Lance Cormier, R (6,1) 23 Matt Diaz, R (7,7) | | | | | | | | | G5-3 BB | 1 | 0 | 0 | 0 | 0 | 1 | 1 | | | |
| Inning Stats | R: 0 E: 0 K: 1 S: 8 | H: 0 LOB: 0 BB: 0 P: 12 | R: 0 E: 0 K: 1 S: 6 | H: 0 LOB: 0 BB: 0 P: 6 | R: 0 E: 0 K: 2 S: 9 | H: 1 LOB: 1 BB: 0 P: 13 | R: 0 E: 0 K: 1 S: 6 | H: 0 LOB: 0 BB: 0 P: 11 | R: 0 E: 0 K: 0 S: 8 | H: 0 LOB: 0 BB: 0 P: 12 | R: 0 E: 0 K: 0 S: 6 | H: 1 LOB: 0 BB: 0 P: 8 | R: 0 E: 0 K: 0 S: 7 | H: 0 LOB: 1 BB: 1 P: 11 | R: 0 E: 0 K: 2 S: 12 | H: 1 LOB: 1 BB: 0 P: 16 | | 1B: 4 2B: 0 3B: 0 HR: 0 | SF: 0 SAC: 0 DP: 1 HBP: 0 |
| PITCHER 17 Brandon Webb, R ERA: 2.44 (1,1) | IP: 9.0 WLS: W BF: 31 H: 4 R: 0 ER: 0 SO: 8 BB: 1 IBB: 0 HBP: 0 BLK: 0 WP: 1 HR: 0 S: 70 P: 101 ERA: 0.00 WHIP: 0.556 | | | | | | | | | | | | | | | | | | |

| Batter | 1 | 2 | 3 | 4 | 5 | 6 | 7 | 8 | 9 | AB | R | H | RBI | BB | SO | LOB | BOTTOM | | |
|---|--|----------------------------------|-------------------------------|----------------------------------|------------------------------|----------------------------------|------------------------------|----------------------------------|-------------------------------|----------------------------------|-------------------------------|----------------------------------|-------------------------------|----------------------------------|-------------------------------|----------------------------------|--|----------------------------------|------------------------------------|
| Craig Counsell, L OBP: 0.376, SLG: 0.391 (1,6) | G4-6-3 BB | | G4-3 | | | | | | | 3 | 1 | 1 | 1 | 1 | 0 | 1 | Atlanta Braves @ Arizona Diamondbacks Chase Field, Phoenix, AZ Sat May 20 2006, 6:40 PM MST Att: 35,391 - Clear - 80 F | | |
| 22 Eric Byrnes, R OBP: 0.394, SLG: 0.586 (1,8) | F8 | | | E5 E | | | | | | 5 | 2 | 3 | 3 | 0 | 0 | 1 | | | |
| Chad Tracy, L OBP: 0.357, SLG: 0.533 (1,5) | G4-6-3 1-2 | | | E2 SF7 2B | | | | | | 4 | 3 | 2 | 2 | 1 | 0 | 3 | | | |
| Luis Gonzalez, L OBP: 0.385, SLG: 0.490 (1,7) | | | | SF7 | | | | | | 3 | 2 | 2 | 1 | 1 | 1 | 0 | | | |
| 34 Conor Jackson, R OBP: 0.364, SLG: 0.480 (1,3) | | | | G6-3 | | | | | | 5 | 0 | 2 | 1 | 0 | 0 | 4 | | | |
| Shawn Green, L OBP: 0.380, SLG: 0.450 (1,9) | | | | G3 | | | | | | 3 | 1 | 0 | 0 | 2 | 0 | 2 | | | |
| Johnny Estrada, S OBP: 0.346, SLG: 0.500 (1,2) | | | | G3 | | | | | | 4 | 2 | 2 | 1 | 0 | 0 | 3 | | | |
| 1 Orlando Hudson, S OBP: 0.309, SLG: 0.299 (1,4) | | | | G4-3 | | | | | | 4 | 2 | 2 | 1 | 1 | 0 | 2 | | | |
| 17 Brandon Webb, R OBP: 0.172, SLG: 0.214 (1,1) | | | | G4-3 | | | | | | 4 | 0 | 1 | 3 | 0 | 2 | 5 | | | |
| Inning Stats | R: 0 E: 0 K: 0 S: 6 | H: 0 LOB: 1 BB: 1 P: 11 | R: 0 E: 0 K: 1 S: 11 | H: 1 LOB: 0 BB: 0 P: 19 | R: 0 E: 0 K: 0 S: 5 | H: 0 LOB: 0 BB: 0 P: 10 | R: 2 E: 2 K: 0 S: 9 | H: 1 LOB: 0 BB: 0 P: 17 | R: 2 E: 0 K: 0 S: 11 | H: 4 LOB: 1 BB: 0 P: 17 | R: 0 E: 0 K: 1 S: 13 | H: 1 LOB: 3 BB: 2 P: 28 | R: 6 E: 0 K: 0 S: 13 | H: 3 LOB: 1 BB: 3 P: 30 | R: 3 E: 0 K: 1 S: 18 | H: 5 LOB: 2 BB: 0 P: 27 | | 1B: 7 2B: 6 3B: 0 HR: 2 | SF: 1 SAC: 1 DP: 3 HBP: 2 |
| PITCHER Travis Smith, R (1,1) 54 Chad Paronto, R (5,1) 40 Lance Cormier, R (6,1) Oscar Villarreal, R (7,1) | IP: 4.1 WLS: L BF: 19 H: 1 R: 0 ER: 2 SO: 1 BB: 1 IBB: 0 HBP: 0 BLK: 0 WP: 0 HR: 0 S: 39 P: 69 ERA: 4.15 WHIP: 1.385 | | | | | | | | | | | | | | | | | | |

| Batter | 1 | 2 | 3 | 4 | 5 | 6 | 7 | 8 | 9 | AB | R | H | RBI | BB | SO | LOB | TOP | | | |
|--|---|----------------------------------|------------------------------|---------------------------------|------------------------------|---------------------------------|------------------------------|----------------------------------|-------------------------------|----------------------------------|------------------------------|----------------------------------|------------------------------|----------------------------------|------------------------------|----------------------------------|----------------------------------|--|----------------------------------|--------|
| Marcus Giles, R (1,4) OBP: 0.330, SLG: 0.327 | | | | | | | | | | | 2 | 0 | 0 | 0 | 1 | 2 | 0 | Atlanta Braves @ Arizona Diamondbacks Chase Field, Phoenix, AZ Sun May 21 2006, 1:40 PM MST Att: 33,112 - Roof Closed - 78 F | | |
| 11 Edgar Renteria, R (1,6) OBP: 0.416, SLG: 0.440 | | | | | | | | | | | 3 | 1 | 1 | 1 | 1 | 1 | 0 | | | |
| 10 Chipper Jones, S (1,5) OBP: 0.407, SLG: 0.444 | | | | | | | | | | | 3 | 0 | 0 | 0 | 1 | 1 | 2 | | | |
| Andruw Jones, R (1,8) OBP: 0.348, SLG: 0.491 | | | | | | | | | | | | 4 | 0 | 1 | 1 | 0 | 1 | | | |
| Adam LaRoche, L (1,3) OBP: 0.346, SLG: 0.470 | | | | | | | | | | | 3 | 0 | 0 | 0 | 1 | 0 | 2 | | | |
| 7 Jeff Francoeur, R (1,9) OBP: 0.272, SLG: 0.468 | | | | | | | | | | | 3 | 0 | 1 | 0 | 1 | 1 | 1 | | | |
| Ryan Langerhans, L (1,7) OBP: 0.353, SLG: 0.364 | | | | | | | | | | | | 3 | 0 | 0 | 0 | 1 | 1 | | 3 | |
| Todd Pratt, R (1,2) OBP: 0.286, SLG: 0.297 | | | | | | | | | | | | 4 | 0 | 0 | 0 | 2 | 4 | | | |
| 15 Tim Hudson, R (1,1) OBP: 0.158, SLG: 0.111 | | | | | | | | | | | 2 | 1 | 0 | 0 | 1 | 1 | 0 | | | |
| Chris Reitsma, R (9,1) | | | | | | | | | | | 0 | 0 | 0 | 0 | 0 | 0 | 0 | | | |
| 49 Macay McBride, L (9,1) | | | | | | | | | | | 0 | 0 | 0 | 0 | 0 | 0 | 0 | | | |
| Inning Stats | R: 0 E: 0 K: 3 S: 9 | H: 0 LOB: 0 BB: 0 P: 13 | R: 0 E: 0 K: 1 S: 7 | H: 0 LOB: 0 BB: 0 P: 9 | R: 0 E: 0 K: 0 S: 7 | H: 0 LOB: 0 BB: 0 P: 9 | R: 0 E: 0 K: 1 S: 6 | H: 0 LOB: 0 BB: 0 P: 10 | R: 0 E: 0 K: 2 S: 15 | H: 1 LOB: 1 BB: 2 P: 25 | R: 0 E: 0 K: 2 S: 6 | H: 0 LOB: 1 BB: 1 P: 16 | R: 0 E: 0 K: 1 S: 9 | H: 0 LOB: 1 BB: 2 P: 20 | R: 0 E: 0 K: 0 S: 6 | H: 1 LOB: 2 BB: 1 P: 11 | 1B: 1 2B: 3 3B: 0 HR: 0 | SF: 0 SAC: 1 DP: 2 HBP: 0 | WP: 1 PB: 0 SB: 0 CS: 1 | PA: 35 |
| PITCHER | IP WLS BF H R ER SO BB IBB HBP BLK WP HR S P ERA WHIP | | | | | | | | | | | | | | | | | | | |
| 37 Juan Cruz, R (1,1) ERA: 5.61 | 6.0 L 23 2 2 2 7 3 0 0 0 0 1 0 58 87 3.00 0.833 | | | | | | | | | | | | | | | | | | | |
| Luis Vizcaino, R (7,1) ERA: 3.38 | 1.0 3 0 0 0 2 1 0 0 0 0 0 0 6 16 0.00 1.000 | | | | | | | | | | | | | | | | | | | |
| 55 Casey Daigle, R (8,1) ERA: 3.65 | 1.0 4 0 0 0 1 2 0 0 0 0 0 0 9 20 0.00 2.000 | | | | | | | | | | | | | | | | | | | |
| Jason Grimsley, R (9,1) ERA: 3.95 | 1.0 5 1 0 0 0 0 0 1 0 0 0 0 6 11 0.00 1.000 | | | | | | | | | | | | | | | | | | | |

| Batter | 1 | 2 | 3 | 4 | 5 | 6 | 7 | 8 | 9 | AB | R | H | RBI | BB | SO | LOB | BOTTOM | | | |
|---|---|----------------------------------|------------------------------|----------------------------------|------------------------------|----------------------------------|------------------------------|----------------------------------|------------------------------|----------------------------------|-------------------------------|----------------------------------|-------------------------------|----------------------------------|-------------------------------|----------------------------------|----------------------------------|------------------------------------|----------------------------------|--------|
| Craig Counsell, L (1,6) OBP: 0.384, SLG: 0.402 | | | | | | | | | | | | 4 | 0 | 2 | 0 | 0 | 1 | | | |
| 22 Eric Byrnes, R (1,8) OBP: 0.386, SLG: 0.579 | | | | | | | | | | | | 5 | 0 | 1 | 1 | 0 | 3 | | | |
| Chad Tracy, L (1,5) OBP: 0.358, SLG: 0.526 | | | | | | | | | | | | 4 | 0 | 1 | 0 | 1 | 3 | | | |
| Luis Gonzalez, L (1,7) OBP: 0.385, SLG: 0.484 | | | | | | | | | | | | 4 | 0 | 1 | 0 | 1 | 4 | | | |
| Tony Clark, S (1,3) OBP: 0.314, SLG: 0.397 | | | | | | | | | | | | 3 | 0 | 1 | 0 | 1 | 3 | | | |
| Shawn Green, L (1,9) OBP: 0.377, SLG: 0.444 | | | | | | | | | | | | 4 | 0 | 1 | 0 | 0 | 3 | | | |
| 1 Orlando Hudson, S (1,4) OBP: 0.304, SLG: 0.293 | | | | | | | | | | | | 3 | 0 | 0 | 0 | 1 | 3 | | | |
| Johanny Estrada, S (6,PH) OBP: 0.344, SLG: 0.496 | | | | | | | | | | | | 1 | 0 | 0 | 0 | 0 | 2 | | | |
| 19 Chris Snyder, R (1,2) OBP: 0.333, SLG: 0.450 | | | | | | | | | | | | 2 | 0 | 0 | 0 | 1 | 1 | | | |
| Damion Easley, R (9,4) OBP: 0.360, SLG: 0.433 | | | | | | | | | | | | 1 | 0 | 0 | 0 | 1 | 0 | | | |
| 37 Juan Cruz, R (1,1) Luis Vizcaino, R (7,1) 30 Jeff DaVanon, S (6,PH) 55 Casey Daigle, R (8,1) Jason Grimsley, R (9,1) 34 Conor Jackson, R (6,PH) | | | | | | | | | | | | 2 | 0 | 0 | 0 | 1 | 3 | | | |
| Inning Stats | R: 0 E: 0 K: 1 S: 13 | H: 1 LOB: 2 BB: 1 P: 24 | R: 0 E: 0 K: 1 S: 6 | H: 0 LOB: 0 BB: 0 P: 10 | R: 0 E: 0 K: 1 S: 8 | H: 0 LOB: 1 BB: 0 P: 11 | R: 0 E: 0 K: 1 S: 8 | H: 1 LOB: 3 BB: 2 P: 21 | R: 0 E: 0 K: 0 S: 7 | H: 1 LOB: 1 BB: 0 P: 14 | R: 0 E: 0 K: 0 S: 10 | H: 0 LOB: 0 BB: 0 P: 13 | R: 0 E: 0 K: 0 S: 10 | H: 2 LOB: 2 BB: 0 P: 14 | R: 1 E: 0 K: 2 S: 14 | H: 1 LOB: 2 BB: 2 P: 26 | 1B: 4 2B: 3 3B: 0 HR: 0 | SF: 0 SAC: 0 DP: 0 HBP: 1 | WP: 0 PB: 0 SB: 1 CS: 1 | PA: 40 |
| PITCHER | IP WLS BF H R ER SO BB IBB HBP BLK WP HR S P ERA WHIP | | | | | | | | | | | | | | | | | | | |
| 15 Tim Hudson, R (1,1) ERA: 3.95 | 8.0 W 34 6 0 0 5 2 1 0 0 0 0 0 7 122 0.00 1.000 | | | | | | | | | | | | | | | | | | | |
| Chris Reitsma, R (9,1) ERA: 6.75 | 0.2 H 4 1 1 1 1 1 0 0 0 0 0 0 7 15 13.50 3.000 | | | | | | | | | | | | | | | | | | | |
| 49 Macay McBride, L (9,1) ERA: 4.09 | 0.1 S 2 0 0 0 1 1 0 0 0 0 0 0 7 11 0.00 3.000 | | | | | | | | | | | | | | | | | | | |

| | |
|-----|----|
| AB | 27 |
| R | 2 |
| H | 3 |
| RBI | 2 |
| BB | 7 |
| SO | 10 |
| LOB | 13 |

| | |
|-----|----|
| AB | 34 |
| R | 1 |
| H | 7 |
| RBI | 1 |
| BB | 5 |
| SO | 7 |
| LOB | 26 |



| Batter | 1 | 2 | 3 | 4 | 5 | 6 | 7 | 8 | 9 | AB | R | H | RBI | BB | SO | LOB | TOP | | | | | |
|--|-------------------------------|----------------------------------|------------------------------|---------------------------------|------------------------------|----------------------------------|------------------------------|----------------------------------|------------------------------|---------------------------------|-------------------------------|----------------------------------|------------------------------|----------------------------------|-------------------------------|----------------------------------|-------------------------------|----------------------------------|----------------------------------|------------------------------------|----------------------------------|--------|
| Marcus Giles, R (1,4) OBP: 0.326, SLG: 0.324 | 1-2 FC4 1B | | 0-0 G4-3 | | | 2-2 K | | | 0-0 P4 | 4 | 0 | 1 | 0 | 0 | 1 | 0 | | | | | | |
| 11 Edgar Renteria, R (1,6) OBP: 0.406, SLG: 0.426 | 0-1 FC4 | | | 2-2 G6-3 | | 3-2 G6-3 | | | 3-1 1B | 4 | 0 | 1 | 0 | 0 | 0 | 1 | | | | | | |
| 10 Chipper Jones, S (1,5) OBP: 0.392, SLG: 0.448 | 1-2 F7 | | | 1-0 G4-3 | | 0-3 K | | | 3-2 F8 | 4 | 0 | 0 | 0 | 0 | 1 | 2 | | | | | | |
| Andruw Jones, R (1,8) OBP: 0.338, SLG: 0.480 | 3-2 F9 | | | 2-2 2B | | | 3-1 G5-3 | | 3-2 F7 | 4 | 0 | 1 | 0 | 0 | 0 | 2 | | | | | | |
| 7 Jeff Francoeur, R (1,9) OBP: 0.273, SLG: 0.461 | | 2-0 G6-4-3 1B | | 0-0 G6-3 | | | 1-0 G5-3 | | | 3 | 0 | 1 | 0 | 0 | 0 | 1 | | | | | | |
| Ryan Langerhans, L (1,7) OBP: 0.342, SLG: 0.375 | 1-1 SAFE F7 | | | 1-0 G3 | | | 2-0 G3-1 | | | 3 | 0 | 0 | 0 | 0 | 0 | 1 | | | | | | |
| Brian Jordan, R (1,3) OBP: 0.299, SLG: 0.433 | | 1-0 G6-4-3 | | 0-1 F8 | | | 0-3 K2-3 | | | 3 | 0 | 0 | 0 | 0 | 1 | 1 | | | | | | |
| Todd Pratt, R (1,2) OBP: 0.255, SLG: 0.262 | | | 2-2 G4-3 | | | 0-0 F7 | | | 3-2 L8 | 2 | 0 | 0 | 0 | 0 | 0 | 0 | | | | | | |
| Wilson Betemit, S (8, PH) OBP: 0.326, SLG: 0.488 | | | | | | | | | | 1 | 0 | 0 | 0 | 0 | 0 | 0 | | | | | | |
| Ken Ray, R (8, 1) | | | | | | | | | | 0 | 0 | 0 | 0 | 0 | 0 | 0 | | | | | | |
| Jorge Sosa, R (1, 1) OBP: 0.308, SLG: 0.727 | | | 2-1 P2 | | | 0-0 HR | | | 1-2 L3-1 | 2 | 1 | 1 | 1 | 0 | 0 | 0 | | | | | | |
| 54 Chad Paronto, R (7, 1) | | | | | | | | | | 0 | 0 | 0 | 0 | 0 | 0 | 0 | | | | | | |
| Mike Remlinger, L (7, 1) | | | | | | | | | | 0 | 0 | 0 | 0 | 0 | 0 | 0 | | | | | | |
| 16 Brian McCann, L (8, PH) OBP: 0.399, SLG: 0.554 | | | | | | | | | | 1 | 0 | 0 | 0 | 0 | 0 | 0 | | | | | | |
| 8 Braynan Peña, S (8, 2) | | | | | | | | | | 0 | 0 | 0 | 0 | 0 | 0 | 0 | | | | | | |
| Inning Stats | R: 0 E: 0 K: 0 S: 12 | H: 1 LOB: 1 BB: 0 P: 17 | R: 0 E: 0 K: 0 S: 4 | H: 1 LOB: 0 BB: 0 P: 8 | R: 0 E: 0 K: 0 S: 6 | H: 0 LOB: 0 BB: 0 P: 10 | R: 0 E: 0 K: 0 S: 8 | H: 1 LOB: 1 BB: 0 P: 13 | R: 0 E: 0 K: 0 S: 4 | H: 0 LOB: 0 BB: 0 P: 5 | R: 1 E: 0 K: 2 S: 10 | H: 1 LOB: 0 BB: 0 P: 15 | R: 0 E: 0 K: 0 S: 4 | H: 0 LOB: 0 BB: 0 P: 10 | R: 0 E: 0 K: 1 S: 15 | H: 0 LOB: 0 BB: 0 P: 19 | R: 0 E: 0 K: 0 S: 12 | H: 1 LOB: 1 BB: 0 P: 21 | 1B: 3 2B: 1 3B: 0 HR: 1 | SF: 0 SAC: 0 DP: 1 HBP: 0 | WP: 0 PB: 0 SB: 0 CS: 0 | PA: 31 |
| PITCHER | IP | WLS | BF | H | R | ER | SO | BB | IBB | HBP | BLK | WP | HR | S | P | ERA | WHIP | | | | | |
| 39 Mike Thompson, R (1, 1) ERA: 3.0 | 7.0 | W | 24 | 4 | 1 | 1 | 2 | 0 | 0 | 0 | 0 | 0 | 1 | 48 | 78 | 1.29 | 0.571 | | | | | |
| Scott Linebrink, R (8, 1) ERA: 3.13 | 1.0 | H | 3 | 0 | 0 | 0 | 1 | 0 | 0 | 0 | 0 | 0 | 0 | 15 | 19 | 0.00 | 0.000 | | | | | |
| Trevor Hoffman, R (9, 1) ERA: 1.13 | 1.0 | S | 4 | 1 | 0 | 0 | 0 | 0 | 0 | 0 | 0 | 0 | 0 | 12 | 21 | 0.00 | 1.000 | | | | | |

Atlanta Braves @ San Diego Padres
PETCO Park, San Diego, CA
Tue May 23 2006, 10:05 PM EDT
Att: 25,315 - Clear - 65 F

AB 31
R 1
H 5
RBI 1
BB 0
SO 3
LOB 8



| Batter | 1 | 2 | 3 | 4 | 5 | 6 | 7 | 8 | 9 | AB | R | H | RBI | BB | SO | LOB | BOTTOM | | | | |
|---|------------------------------|----------------------------------|------------------------------|---------------------------------|-------------------------------|----------------------------------|----------------------------------|----------------------------------|------------------------------|---------------------------------|------------------------------|----------------------------------|-------------------------------|----------------------------------|-------------------------------|----------------------------------|----------------------------------|------------------------------------|----------------------------------|--------|--|
| Dave Roberts, L (1,7) OBP: 0.364, SLG: 0.412 | 2-2 L7 | | 4-2 1B BB | | | 2-2 G6-3 | 0-3 K | | | 3 | 0 | 0 | 0 | 1 | 1 | 3 | | | | | |
| Mike Cameron, R (1,8) OBP: 0.331, SLG: 0.319 | 2-2 G5-3 | | 3-1 1B 2-H | | | 1-2 P2 | | 0-1 G6-3 | | 4 | 0 | 1 | 1 | 0 | 0 | 0 | | | | | |
| 24 Brian Giles, L (1,9) OBP: 0.394, SLG: 0.381 | 1-1 F8 | | 1-2 F8 | | | 3-2 F8 | | 3-2 G4-3 | | 4 | 0 | 0 | 0 | 0 | 0 | 2 | | | | | |
| Mike Piazza, R (1,2) OBP: 0.344, SLG: 0.478 | | 0-2 F9 | | 2-2 F9 | | | 4-2 BB 23 1B E BB | 2-3 K | | 2 | 0 | 0 | 0 | 1 | 0 | 0 | | | | | |
| Eric Young Sr., R (7, PR) OBP: 0.254, SLG: 0.245 | | | | | | | | | | 0 | 1 | 0 | 0 | 0 | 0 | 0 | | | | | |
| Scott Linebrink, R (8, 1) | | | | | | | | | | 0 | 0 | 0 | 0 | 0 | 0 | 0 | | | | | |
| Mark Bellhorn, S (8, PH) OBP: 0.305, SLG: 0.405 | | | | | | | | | | 1 | 0 | 0 | 0 | 0 | 1 | 0 | | | | | |
| Trevor Hoffman, R (9, 1) | | | | | | | | | | 0 | 0 | 0 | 0 | 0 | 0 | 0 | | | | | |
| 3 Khalil Greene, R (1,6) OBP: 0.310, SLG: 0.442 | | 1-1 G6-3 | | 1-2 G4-3 | | | 1-0 SAFE F7 | | | 3 | 0 | 0 | 0 | 0 | 0 | 1 | | | | | |
| 23 Adrián González, L (1,3) OBP: 0.292, SLG: 0.373 | | 0-2 F8 | | 2-3 K | | | 1-0 SAFE E BB | | | 3 | 0 | 1 | 0 | 0 | 1 | 0 | | | | | |
| Vinny Castilla, R (1,5) OBP: 0.278, SLG: 0.283 | | | 1-2 E3 39 SH3 1B | | | 1-0 G5-3 | | 4-1 E BB | | 2 | 1 | 0 | 0 | 1 | 0 | 0 | | | | | |
| Josh Barfield, R (1,4) OBP: 0.307, SLG: 0.388 | | | 0-1 F9 | | | 1-0 G6-3 | | 2-2 E5 | | 3 | 0 | 0 | 1 | 0 | 0 | 3 | | | | | |
| 39 Mike Thompson, R (1, 1) | | | 0-0 SH3 | | | 1-1 G6-3 | | 1-2 2-3 3-H 3-3 | | 1 | 0 | 0 | 0 | 0 | 0 | 0 | | | | | |
| 28 Josh Bard, S (7, PH) OBP: 0.375, SLG: 0.588 | | | | | | | | 1-2 2-3 3-3 K | | 1 | 0 | 0 | 0 | 0 | 1 | 3 | | | | | |
| Inning Stats | R: 0 E: 0 K: 0 S: 8 | H: 0 LOB: 0 BB: 0 P: 13 | R: 0 E: 0 K: 0 S: 8 | H: 0 LOB: 0 BB: 0 P: 9 | R: 1 E: 1 K: 0 S: 14 | H: 1 LOB: 2 BB: 1 P: 23 | R: 0 E: 0 K: 1 S: 9 | H: 0 LOB: 0 BB: 0 P: 14 | R: 0 E: 0 K: 0 S: 4 | H: 0 LOB: 0 BB: 0 P: 7 | R: 0 E: 0 K: 0 S: 9 | H: 0 LOB: 0 BB: 0 P: 15 | R: 1 E: 1 K: 2 S: 16 | H: 1 LOB: 3 BB: 2 P: 30 | R: 0 E: 0 K: 1 S: 11 | H: 0 LOB: 0 BB: 0 P: 16 | 1B: 2 2B: 0 3B: 0 HR: 0 | SF: 0 SAC: 1 DP: 0 HBP: 0 | WP: 0 PB: 0 SB: 0 CS: 0 | PA: 31 | |
| PITCHER | IP | WLS | BF | H | R | ER | SO | BB | IBB | HBP | BLK | WP | HR | S | P | ERA | WHIP | | | | |
| Jorge Sosa, R (1, 1) ERA: 4.93 | 6.1 | L | 25 | 2 | 2 | 1 | 1 | 3 | 0 | 0 | 0 | 0 | 0 | 58 | 96 | 1.42 | 0.789 | | | | |
| 54 Chad Paronto, R (7, 1) ERA: 1.13 | 0.0 | | 1 | 0 | 0 | 0 | 0 | 0 | 0 | 0 | 0 | 0 | 0 | 4 | 6 | ∞ | ∞ | | | | |
| Mike Remlinger, L (7, 1) ERA: 3.07 | 0.2 | | 2 | 0 | 0 | 0 | 2 | 0 | 0 | 0 | 0 | 0 | 0 | 6 | 9 | 0.00 | 0.000 | | | | |
| Ken Ray, R (8, 1) ERA: 1.64 | 1.0 | | 3 | 0 | 0 | 0 | 1 | 0 | 0 | 0 | 0 | 0 | 0 | 11 | 16 | 0.00 | 0.000 | | | | |

Atlanta Braves @ San Diego Padres
PETCO Park, San Diego, CA
Tue May 23 2006, 10:05 PM EDT
Att: 25,315 - Clear - 65 F

AB 27
R 2
H 2
RBI 2
BB 3
SO 4
LOB 12



| Batter | 1 | 2 | 3 | 4 | 5 | 6 | 7 | 8 | 9 | AB | R | H | RBI | BB | SO | LOB | TOP | | |
|--|--|----------------------------------|------------------------------|---------------------------------|------------------------------|----------------------------------|-------------------------------|----------------------------------|-------------------------------|----------------------------------|-------------------------------|----------------------------------|-------------------------------|----------------------------------|-------------------------------|----------------------------------|--|----------------------------------|------------------------------------|
| 15 Rafael Furcal, S OBP: 0.336, SLG: 0.335 | G6-3 | | F8 | | F9 | | G4-3 | | G5-3 | 5 | 0 | 0 | 0 | 0 | 0 | 4 | Los Angeles Dodgers @ Atlanta Braves Turner Field, Atlanta, GA Tue May 30 2006, 7:35 PM EDT Att: 29,517 - Clear - 88 F | | |
| Kenny Lofton, L OBP: 0.380, SLG: 0.430 | G6-3 | | | | | | | B5-3 | FC6-5 | 5 | 2 | 2 | 0 | 0 | 0 | 2 | | | |
| 5 Nomar Garciaparra, R OBP: 0.426, SLG: 0.614 | P4 | | | | | | | | | 5 | 2 | 2 | 1 | 0 | 0 | 3 | | | |
| J.D. Drew, L OBP: 0.383, SLG: 0.497 44 Takashi Saito, L (9, 1) | | | | | | | | | | 4 | 2 | 1 | 1 | 1 | 1 | 1 | | | |
| Willie Aybar, S OBP: 0.460, SLG: 0.510 | F8 | | | | | | | | | 4 | 1 | 1 | 2 | 1 | 1 | 1 | | | |
| 16 Andre Ethier, L OBP: 0.390, SLG: 0.537 | F7 | | | | | | | | | 4 | 1 | 2 | 3 | 1 | 1 | 0 | | | |
| 18 Ramon Martinez, R OBP: 0.424, SLG: 0.472 | | | | | | | | | | 5 | 0 | 2 | 1 | 0 | 1 | 2 | | | |
| 55 Russell Martin, R OBP: 0.357, SLG: 0.403 | | | | | | | | | | 4 | 0 | 0 | 0 | 0 | 1 | 3 | | | |
| Aaron Sele, R OBP: 0.290, SLG: 0.300 Jose Cruz Jr., S OBP: 0.368, SLG: 0.370 Darys Baez, R (7, 1) Orlando Saenz, R (9, PH) 27 Matt Kemp, R OBP: 0.444, SLG: 0.629 (9, 9) | | | | | | | | | | 1 | 0 | 1 | 0 | 0 | 0 | 0 | | | |
| Inning Stats | R: 0 E: 0 K: 0 S: 11 | H: 0 LOB: 0 BB: 0 P: 15 | R: 0 E: 0 K: 0 S: 6 | H: 0 LOB: 0 BB: 0 P: 8 | R: 0 E: 0 K: 1 S: 9 | H: 1 LOB: 1 BB: 0 P: 14 | R: 3 E: 0 K: 1 S: 19 | H: 3 LOB: 0 BB: 0 P: 30 | R: 0 E: 0 K: 2 S: 10 | H: 0 LOB: 0 BB: 0 P: 14 | R: 0 E: 0 K: 0 S: 12 | H: 1 LOB: 1 BB: 0 P: 19 | R: 2 E: 0 K: 0 S: 15 | H: 3 LOB: 2 BB: 1 P: 29 | R: 3 E: 0 K: 1 S: 10 | H: 3 LOB: 2 BB: 2 P: 22 | | 1B: 8 2B: 4 3B: 0 HR: 1 | SF: 0 SAC: 1 DP: 0 HBP: 0 |
| PITCHER | IP WLS BF H R ER SO BB IBB HBP BLK WP HR S P ERA WHIP | | | | | | | | | | | | | | | | | | |
| Jorge Sosa, R ERA: 4.78 | (1, 1) 7.0 28 7 3 3 4 0 0 0 0 0 1 76 115 3.86 1.000 | | | | | | | | | | | | | | | | | | |
| Mike Remlinger, L ERA: 3.89 | (8, 1) 0.2 L 5 2 2 2 0 1 0 0 0 0 0 0 11 20 27.00 4.500 | | | | | | | | | | | | | | | | | | |
| Tyler Yates, R ERA: 20.25 | (8, 1) 1.1 10 4 3 3 1 0 2 0 0 0 0 0 14 31 20.25 3.000 | | | | | | | | | | | | | | | | | | |

| | |
|-----|----|
| AB | 39 |
| R | 8 |
| H | 13 |
| RBI | 8 |
| BB | 3 |
| SO | 5 |
| LOB | 16 |



| Batter | 1 | 2 | 3 | 4 | 5 | 6 | 7 | 8 | 9 | AB | R | H | RBI | BB | SO | LOB | BOTTOM | | | | |
|--|---|----------------------------------|------------------------------|----------------------------------|-------------------------------|----------------------------------|------------------------------|----------------------------------|-------------------------------|----------------------------------|-------------------------------|----------------------------------|------------------------------|----------------------------------|------------------------------|---------------------------------|--|-------------------------------|----------------------------------|----------------------------------|------------------------------------|
| Marcus Giles, R OBP: 0.347, SLG: 0.351 | G6-3 | | | | | | | | | 4 | 1 | 1 | 0 | 1 | 2 | 1 | Los Angeles Dodgers @ Atlanta Braves Turner Field, Atlanta, GA Tue May 30 2006, 7:35 PM EDT Att: 29,517 - Clear - 88 F | | | | |
| 11 Edgar Renteria, R OBP: 0.417, SLG: 0.471 | G6-3 | | | | | | | | | 3 | 0 | 1 | 0 | 1 | 0 | 1 | | | | | |
| 10 Chipper Jones, S OBP: 0.401, SLG: 0.426 | | | | | | | | | | 4 | 0 | 1 | 0 | 1 | 1 | 4 | | | | | |
| Andrew Jones, R OBP: 0.345, SLG: 0.516 | | | | | | | | | | 4 | 0 | 1 | 1 | 0 | 0 | 4 | | | | | |
| Adam LaRoche, L OBP: 0.337, SLG: 0.503 | F8 | | | | | | | | | 4 | 1 | 1 | 1 | 0 | 0 | 1 | | | | | |
| 7 Jeff Francoeur, R OBP: 0.282, SLG: 0.438 | | | | | | | | | | 4 | 0 | 0 | 0 | 0 | 1 | 0 | | | | | |
| Ryan Langerhans, L OBP: 0.341, SLG: 0.407 | | | | | | | | | | 3 | 1 | 2 | 0 | 1 | 0 | 0 | | | | | |
| 8 Brayan Peña, S OBP: 0.429, SLG: 0.692 | | | | | | | | | | 4 | 0 | 1 | 1 | 0 | 1 | 2 | | | | | |
| Jorge Sosa, R OBP: 0.250, SLG: 0.571 Mike Remlinger, L (8, 1) Tyler Yates, R (8, 1) Wilson Betemit, S (9, PH) OBP: 0.337, SLG: 0.500 | | | | | | | | | | 3 | 0 | 0 | 0 | 0 | 1 | 2 | | | | | |
| Inning Stats | R: 1 E: 0 K: 1 S: 15 | H: 1 LOB: 1 BB: 1 P: 25 | R: 0 E: 0 K: 0 S: 7 | H: 1 LOB: 0 BB: 0 P: 10 | R: 0 E: 0 K: 1 S: 13 | H: 0 LOB: 1 BB: 1 P: 25 | R: 1 E: 0 K: 0 S: 6 | H: 1 LOB: 0 BB: 1 P: 12 | R: 0 E: 0 K: 1 S: 11 | H: 2 LOB: 2 BB: 0 P: 18 | R: 1 E: 0 K: 0 S: 15 | H: 2 LOB: 1 BB: 0 P: 22 | R: 0 E: 0 K: 0 S: 8 | H: 1 LOB: 1 BB: 0 P: 11 | R: 0 E: 0 K: 1 S: 7 | H: 0 LOB: 0 BB: 0 P: 9 | | R: 0 E: 0 K: 2 S: 14 | H: 1 LOB: 2 BB: 1 P: 26 | 1B: 6 2B: 1 3B: 1 HR: 1 | SF: 0 SAC: 1 DP: 1 HBP: 0 |
| PITCHER | IP WLS BF H R ER SO BB IBB HBP BLK WP HR S P ERA WHIP | | | | | | | | | | | | | | | | | | | | |
| Aaron Sele, R ERA: 2.2 | (1, 1) 6.0 27 7 3 3 3 3 0 0 0 0 0 0 15 20 0.00 0.500 | | | | | | | | | | | | | | | | | | | | |
| Darys Baez, R ERA: 2.3 | (7, 1) 2.0 W 7 1 0 0 1 0 0 0 0 0 0 0 15 20 0.00 0.500 | | | | | | | | | | | | | | | | | | | | |
| 44 Takashi Saito, R ERA: 2.42 | (9, 1) 1.0 5 1 0 0 2 1 0 0 0 0 0 0 14 26 0.00 2.000 | | | | | | | | | | | | | | | | | | | | |

| | |
|-----|----|
| AB | 34 |
| R | 3 |
| H | 9 |
| RBI | 3 |
| BB | 4 |
| SO | 6 |
| LOB | 15 |



| Batter | 1 | 2 | 3 | 4 | 5 | 6 | 7 | 8 | 9 | AB | R | H | RBI | BB | SO | LOB | TOP | | | | | | | | | | |
|--|-------------------------------|----------------------------------|-------------------------------|----------------------------------|------------------------------|--|-------------------------------|-----------------------------------|------------------------------|----------------------------------|-------------------------------|----------------------------------|------------------------------|---------------------------------|-------------------------------|----------------------------------|---|------------------------------|----------------------------------|----------------------------------|------------------------------------|----------------------------------|--------|--|--|--|--|
| Craig Counsell, L (1, 6) OBP: 0.352, SLG: 0.379 | 2-3 K | | 0-0 1B | | 1-2 G3-1 | | 0-0 G3-1 | | 2-2 G6-3 | 5 | 0 | 1 | 0 | 0 | 1 | 0 | Arizona Diamondbacks @ Atlanta Braves Turner Field, Atlanta, GA Sat Jun 03 2006, 1:05 PM EDT Att: 27,126 - Partly Cloudy - 78 F | | | | | | | | | | |
| 22 Eric Byrnes, R (1, 8) OBP: 0.376, SLG: 0.576 | 0-2 F9 | | 0-3 K | | 0-0 G5-3 | | 0-3 K | | 0-1 P4 | 5 | 0 | 0 | 0 | 0 | 2 | 1 | | | | | | | | | | | |
| Chad Tracy, L (1, 5) OBP: 0.350, SLG: 0.519 | 3-2 2B | | 1-3 K | | | 0-0 HR | | 2-2 G4-6-3 1B | | 4 | 2 | 3 | 1 | 0 | 1 | 1 | | | | | | | | | | | |
| Luis Gonzalez, L (1, 7) OBP: 0.367, SLG: 0.464 | 1-1 2B | | 3-0 P5 | | | 2-1 HR 1B 2B | | 1-2 G4-6-3 | | 4 | 1 | 2 | 1 | 0 | 0 | 2 | | | | | | | | | | | |
| 34 Conor Jackson, R (1, 3) OBP: 0.372, SLG: 0.474 Tony Clark, S (9, 3) OBP: 0.300, SLG: 0.358 | 3-3 K | | | 1-0 G6-3 | | 2-2 F9 | | 2-0 WP 2B | | 4 | 0 | 1 | 0 | 0 | 1 | 2 | | | | | | | | | | | |
| Shawn Green, L (1, 9) OBP: 0.389, SLG: 0.460 | | 1-1 F8 | | 2-1 2B | | 0-2 2H 1B | | 3-2 WP HBP | | 3 | 0 | 2 | 1 | 0 | 0 | 0 | | | | | | | | | | | |
| Johnny Estrada, S (1, 2) OBP: 0.331, SLG: 0.466 | | 3-3 K | | 2-2 P3 | | 0-1 F8 | | 1-2 IBB | | 3 | 0 | 0 | 0 | 1 | 1 | 2 | | | | | | | | | | | |
| 1 Orlando Hudson, S (1, 4) OBP: 0.305, SLG: 0.332 | | 2-2 HR | | 1-1 F7 | | 0-3 K | | 0-0 L7 | | 4 | 1 | 1 | 1 | 0 | 1 | 5 | | | | | | | | | | | |
| 48 Enrique Gonzalez, R (7, PH) OBP: 0.346, SLG: 0.421 Luis Vizcaino, R (7, 1) OBP: 0.333, SLG: 0.494 Brandon Lyon, R (8, 1) OBP: 0.333, SLG: 0.349 Andy Green, R (9, PH) OBP: 0.333, SLG: 0.349 Jorge Julio, R (9, 1) OBP: 0.333, SLG: 0.349 | | 0-3 K | | | 2-3 K | | 0-3 K | | 1-0 P5 | 2 | 0 | 0 | 0 | 0 | 2 | 0 | | | | | | | | | | | |
| Inning Stats | R: 1 E: 0 K: 2 S: 18 | H: 2 LOB: 1 BB: 0 P: 27 | R: 1 E: 0 K: 2 S: 13 | H: 1 LOB: 0 BB: 0 P: 19 | R: 0 E: 0 K: 2 S: 8 | H: 1 LOB: 1 BB: 0 P: 12 | R: 0 E: 0 K: 0 S: 11 | H: 1 LOB: 1 BB: 0 P: 17 | R: 0 E: 0 K: 1 S: 7 | H: 0 LOB: 0 BB: 0 P: 10 | R: 2 E: 0 K: 1 S: 14 | H: 3 LOB: 1 BB: 0 P: 18 | R: 0 E: 0 K: 0 S: 7 | H: 0 LOB: 0 BB: 0 P: 7 | R: 0 E: 0 K: 0 S: 19 | H: 2 LOB: 3 BB: 1 P: 31 | | R: 0 E: 0 K: 0 S: 7 | H: 0 LOB: 0 BB: 0 P: 10 | 1B: 3 2B: 5 3B: 0 HR: 2 | SF: 0 SAC: 0 DP: 1 HBP: 1 | WP: 1 PB: 0 SB: 0 CS: 0 | PA: 38 | | | | |
| PITCHER | IP | WLS | BF | H | R | ER | SO | BB | IBB | HBP | BLK | WP | HR | S | P | ERA | WHIP | | | | | | | | | | |
| 29 John Smoltz, R (1, 1) ERA: 3.72 | 7.0 | L | 29 | 8 | 4 | 4 | 10 | 0 | 0 | 0 | 0 | 0 | 2 | 78 | 110 | 5.14 | 1.143 | | | | | | | | | | |
| 49 Macey McBride, L (8, 1) ERA: 3.52 | 0.2 | | 5 | 2 | 0 | 0 | 0 | 0 | 1 | 1 | 0 | 1 | 0 | 18 | 30 | 0.00 | 3.000 | | | | | | | | | | |
| 54 Chad Paronto, R (8, 1) ERA: 3.27 | 0.1 | | 1 | 0 | 0 | 0 | 0 | 0 | 0 | 0 | 0 | 0 | 0 | 1 | 1 | 0.00 | 0.000 | | | | | | | | | | |
| Chris Reitsma, R (9, 1) ERA: 6.0 | 1.0 | | 3 | 0 | 0 | 0 | 0 | 0 | 0 | 0 | 0 | 0 | 0 | 7 | 10 | 0.00 | 0.000 | | | | | | | | | | |

| Batter | 1 | 2 | 3 | 4 | 5 | 6 | 7 | 8 | 9 | AB | R | H | RBI | BB | SO | LOB | BOTTOM | | | | | | | | | | |
|--|----------------------------------|---|-------------------------------|----------------------------------|-------------------------------|----------------------------------|------------------------------|----------------------------------|------------------------------|----------------------------------|------------------------------|----------------------------------|-------------------------------|----------------------------------|------------------------------|---------------------------------|---|----------------------------------|------------------------------------|----------------------------------|--------|--|--|--|--|--|--|
| Marcus Giles, R (1, 4) OBP: 0.340, SLG: 0.340 | 3-2 F8 | | | | 1-1 F8 | | 0-0 P6 | | | 4 | 0 | 1 | 2 | 0 | 0 | 1 | Arizona Diamondbacks @ Atlanta Braves Turner Field, Atlanta, GA Sat Jun 03 2006, 1:05 PM EDT Att: 27,126 - Partly Cloudy - 78 F | | | | | | | | | | |
| 11 Edgar Renteria, R (1, 6) OBP: 0.401, SLG: 0.452 | 4-1 10 CS BB | 1-2 2H 3H 1B | | | 1-0 G5-3 | | | 2-2 K | | 3 | 0 | 0 | 0 | 1 | 1 | 2 | | | | | | | | | | | |
| 10 Chipper Jones, S (1, 5) OBP: 0.397, SLG: 0.453 | 3-3 K2 | | 2-3 K | | | 3-1 F7 | | 0-3 K | | 4 | 0 | 0 | 0 | 0 | 3 | 1 | | | | | | | | | | | |
| Andrew Jones, R (1, 8) OBP: 0.358, SLG: 0.549 | 3-1 P3 | | 0-3 K | | | 0-0 G5-3 | | 0-0 1B | | 4 | 0 | 1 | 0 | 0 | 1 | 1 | | | | | | | | | | | |
| Adam LaRoche, L (1, 3) OBP: 0.337, SLG: 0.488 | | 3-2 HBP 1B 1B | 2-3 K | | | 1-1 1B | | 2-3 K | | 4 | 1 | 2 | 0 | 0 | 2 | 1 | | | | | | | | | | | |
| 7 Jeff Francoeur, R (1, 9) OBP: 0.286, SLG: 0.435 | | 0-0 HBP 1B 1B | | 1-2 G6-3 | | 0-0 P2 | | | 0-1 G5-3 | 4 | 1 | 1 | 0 | 0 | 0 | 1 | | | | | | | | | | | |
| 23 Matt Diaz, R (1, 7) OBP: 0.338, SLG: 0.545 | | 2-3 K | | 0-3 K | | | 1-2 G5-3 | | 1-2 K | 4 | 0 | 0 | 0 | 0 | 3 | 2 | | | | | | | | | | | |
| Todd Pratt, R (1, 2) OBP: 0.284, SLG: 0.305 Ryan Langerhans, L (9, PH) OBP: 0.335, SLG: 0.392 | | 1-2 1B HBP | | 1-1 G6-3 | | | 2-2 1B | | 1-1 G6-3 | 2 | 0 | 1 | 0 | 0 | 0 | 0 | | | | | | | | | | | |
| 29 John Smoltz, R (1, 1) OBP: 0.200, SLG: 0.217 Wilson Betemit, S (7, PH) OBP: 0.333, SLG: 0.494 49 Macey McBride, L (8, 1) OBP: 0.333, SLG: 0.349 54 Chad Paronto, R (8, 1) OBP: 0.333, SLG: 0.349 Chris Reitsma, R (9, 1) OBP: 0.333, SLG: 0.349 | | 0-3 K | | | 1-3 K | | 1-1 F8 | | | 2 | 0 | 0 | 0 | 0 | 2 | 3 | | | | | | | | | | | |
| Inning Stats | R: 0 E: 0 K: 1 S: 11 | H: 0 LOB: 1 BB: 1 P: 24 | R: 2 E: 0 K: 2 S: 21 | H: 3 LOB: 2 BB: 0 P: 31 | R: 0 E: 0 K: 3 S: 10 | H: 0 LOB: 0 BB: 0 P: 14 | R: 0 E: 0 K: 1 S: 8 | H: 0 LOB: 0 BB: 0 P: 10 | R: 0 E: 0 K: 0 S: 6 | H: 1 LOB: 1 BB: 0 P: 10 | R: 0 E: 0 K: 0 S: 9 | H: 1 LOB: 1 BB: 0 P: 13 | R: 0 E: 0 K: 3 S: 12 | H: 1 LOB: 1 BB: 0 P: 16 | R: 0 E: 0 K: 1 S: 7 | H: 0 LOB: 0 BB: 0 P: 9 | | 1B: 6 2B: 0 3B: 0 HR: 0 | SF: 0 SAC: 0 DP: 0 HBP: 1 | WP: 0 PB: 0 SB: 0 CS: 1 | PA: 35 | | | | | | |
| PITCHER | IP | WLS | BF | H | R | ER | SO | BB | IBB | HBP | BLK | WP | HR | S | P | ERA | WHIP | | | | | | | | | | |
| 48 Enrique Gonzalez, R (1, 1) ERA: 2.25 | 6.0 | W | 24 | 4 | 2 | 2 | 8 | 1 | 0 | 1 | 0 | 0 | 0 | 9 | 13 | 0.00 | 1.000 | | | | | | | | | | |
| Luis Vizcaino, R (7, 1) ERA: 2.63 | 1.0 | H | 4 | 1 | 0 | 0 | 0 | 0 | 0 | 0 | 0 | 0 | 0 | 12 | 16 | 0.00 | 1.000 | | | | | | | | | | |
| Brandon Lyon, R (8, 1) ERA: 3.61 | 1.0 | H | 4 | 1 | 0 | 0 | 3 | 0 | 0 | 0 | 0 | 0 | 0 | 7 | 9 | 0.00 | 0.000 | | | | | | | | | | |
| Jorge Julio, R (9, 1) ERA: 4.44 | 1.0 | S | 3 | 0 | 0 | 0 | 1 | 0 | 0 | 0 | 0 | 0 | 0 | 7 | 9 | 0.00 | 0.000 | | | | | | | | | | |



| Batter | 1 | 2 | 3 | 4 | 5 | 6 | 7 | 8 | 9 | AB | R | H | RBI | BB | SO | LOB | TOP | | | | | | | |
|--|-------------------------------|----------------------------------|-------------------------------|----------------------------------|-------------------------------|----------------------------------|------------------------------|----------------------------------|------------------------------|----------------------------------|-------------------------------|----------------------------------|------------------------------|----------------------------------|-------------------------------|----------------------------------|-------------------------------|----------------------------------|----------------------------------|------------------------------------|-------------------------|--------|--|--|
| 30 Jeff DaVanon, S OBP: 0.383, SLG: 0.476 | 2-2 HR | 2-1 1B | | | 1-1 F7 | | 0-0 G4-3 | | 2-0 HR 2B | 5 | 2 | 3 | 3 | 0 | 0 | 0 | | | | | | | | |
| Damion Easley, R OBP: 0.402, SLG: 0.608 | 2-2 G5-3 | 0-0 P3 | | | 2-2 2B | | 4-2 FC5-4 BB | | 1-0 HR | 4 | 1 | 2 | 3 | 1 | 0 | 1 | | | | | | | | |
| Chad Tracy, L OBP: 0.344, SLG: 0.505 | 2-1 F9 | | 1-0 F7 | | 1-2 F7 | | 0-0 FC5-4 | | 0-3 K | 5 | 0 | 0 | 0 | 0 | 1 | 2 | | | | | | | | |
| Luis Gonzalez, L OBP: 0.360, SLG: 0.450 | 1-0 F9 | | 2-2 G4-3 | | 1-1 G4-3 | | 1-1 F9 | | 0-1 G6-3 | 5 | 0 | 0 | 0 | 0 | 0 | 1 | | | | | | | | |
| Tony Clark, S OBP: 0.329, SLG: 0.472 | | 3-2 HR | 0-1 G4-3 | | 3-2 1B 1B | | 0-1 G5-3 1B | | 3-1 HR | 5 | 3 | 4 | 2 | 0 | 0 | 0 | | | | | | | | |
| Shawn Green, L OBP: 0.385, SLG: 0.454 | | 1-3 K | | 0-0 F9 | 1-1 G4-3 1B | | 1-2 G5-3 | | 1-2 P4 | 5 | 0 | 1 | 0 | 0 | 1 | 1 | | | | | | | | |
| Johnny Estrada, S OBP: 0.335, SLG: 0.467 | | 1-1 30 WP 1B | | 1-3 K | 2-1 G4-3 1B | | 0-1 F9 | | | 4 | 1 | 2 | 1 | 0 | 1 | 1 | | | | | | | | |
| 1 Orlando Hudson, S OBP: 0.312, SLG: 0.348 | | 0-0 30 WP 1B | | 2-2 F7 | 0-1 G4-3 | | 2-3 K | | | 4 | 1 | 1 | 0 | 0 | 1 | 3 | | | | | | | | |
| Miguel Batista, R OBP: 0.107, SLG: 0.107 | | 1-3 K | | 0-0 G6-3 | 0-3 K | | | | 0-0 30 2B HR 1B | 3 | 0 | 0 | 0 | 0 | 2 | 4 | | | | | | | | |
| 28 Brandon Medders, R (7, 1) | | | | | | | | | | 0 | 0 | 0 | 0 | 0 | 0 | 0 | | | | | | | | |
| Luis Vizcaino, R (8, 1) | | | | | | | | | | 0 | 0 | 0 | 0 | 0 | 0 | 0 | | | | | | | | |
| Andy Green, R OBP: 0.320, SLG: 0.356 | | | | | | | | | | 1 | 1 | 1 | 0 | 0 | 0 | 0 | | | | | | | | |
| Kevin Jarvis, L (9, 1) | | | | | | | | | | 0 | 0 | 0 | 0 | 0 | 0 | 0 | | | | | | | | |
| Inning Stats | R: 1 E: 0 K: 0 S: 10 | H: 1 LOB: 0 BB: 0 P: 17 | R: 3 E: 0 K: 2 S: 16 | H: 4 LOB: 1 BB: 0 P: 24 | R: 0 E: 0 K: 0 S: 10 | H: 0 LOB: 0 BB: 0 P: 13 | R: 0 E: 0 K: 1 S: 7 | H: 0 LOB: 0 BB: 0 P: 10 | R: 0 E: 0 K: 0 S: 9 | H: 1 LOB: 1 BB: 0 P: 13 | R: 1 E: 0 K: 1 S: 14 | H: 3 LOB: 2 BB: 0 P: 21 | R: 0 E: 0 K: 0 S: 8 | H: 0 LOB: 1 BB: 1 P: 13 | R: 0 E: 0 K: 1 S: 10 | H: 1 LOB: 1 BB: 0 P: 13 | R: 4 E: 0 K: 1 S: 13 | H: 4 LOB: 0 BB: 0 P: 20 | 1B: 8 2B: 2 3B: 0 HR: 4 | SF: 0 SAC: 0 DP: 0 HBP: 0 | WP: 1 PB: 0 CS: 0 | PA: 42 | | |
| PITCHER | IP | WLS | BF | H | R | ER | SO | BB | IBB | HBP | BLK | WP | HR | S | P | ERA | WHIP | | | | | | | |
| Jorge Sosa, R ERA: 5.07 | 6.0 | L | 27 | 9 | 5 | 5 | 4 | 0 | 0 | 0 | 0 | 1 | 2 | 66 | 98 | 7.50 | 1.500 | | | | | | | |
| 49 Macey McBride, L ERA: 3.51 | 1.0 | | 4 | 0 | 0 | 0 | 0 | 1 | 0 | 0 | 0 | 0 | 0 | 8 | 13 | 0.00 | 1.000 | | | | | | | |
| Mike Remlinger, L ERA: 3.38 | 1.0 | | 4 | 1 | 0 | 0 | 1 | 0 | 0 | 0 | 0 | 0 | 0 | 10 | 13 | 0.00 | 1.000 | | | | | | | |
| Chris Reitsma, R ERA: 7.2 | 1.0 | | 7 | 4 | 4 | 4 | 1 | 0 | 0 | 0 | 0 | 0 | 2 | 13 | 20 | 36.00 | 4.000 | | | | | | | |

Arizona Diamondbacks @ Atlanta Braves
Turner Field, Atlanta, GA
Sun Jun 04 2006, 1:05 PM EDT
Att: 29,141 - Partly Cloudy - 82 F

AB 41
R 9
H 14
RBI 9
BB 1
SO 6
LOB 13



| Batter | 1 | 2 | 3 | 4 | 5 | 6 | 7 | 8 | 9 | AB | R | H | RBI | BB | SO | LOB | BOTTOM | | | | | | | | |
|---|------------------------------|----------------------------------|-------------------------------|-----------------------------------|------------------------------|----------------------------------|------------------------------|----------------------------------|-------------------------------|----------------------------------|-------------------------------|----------------------------------|------------------------------|---------------------------------|-------------------------------|----------------------------------|-------------------------------|----------------------------------|----------------------------------|------------------------------------|-------------------------|--------|--|--|--|
| Marcus Giles, R OBP: 0.348, SLG: 0.368 | 2-3 K | | 0-0 F9 | | 2-1 FC4-6 1B | | 0-0 11 HR 2B | | 2-2 1B | 5 | 1 | 3 | 0 | 0 | 1 | 0 | | | | | | | | | |
| 11 Edgar Renteria, R OBP: 0.404, SLG: 0.469 | 0-0 1B | | 0-1 F8 | | 2-2 FC4-6 1-2 3-H | | 0-1 2-H HR | | 3-2 G6-3 | 5 | 1 | 2 | 3 | 0 | 0 | 2 | | | | | | | | | |
| Wilson Betemit, S OBP: 0.353, SLG: 0.521 | 2-1 F7 | | 4-1 BB | | 1-2 G4-3 | | 1-0 F8 | | | 3 | 0 | 0 | 0 | 1 | 0 | 2 | | | | | | | | | |
| Andrew Jones, R OBP: 0.351, SLG: 0.536 | 0-0 G4-3 | | 0-1 G1-3 | | 1-2 G5-3 | | 0-2 G5-3 | | | 4 | 0 | 0 | 0 | 0 | 0 | 2 | | | | | | | | | |
| Adam LaRoche, L OBP: 0.342, SLG: 0.494 | | 0-1 BB 1B | | 1-0 F8 | 0-0 1B | | 2-2 G3-1 | | | 4 | 0 | 2 | 0 | 0 | 0 | 0 | | | | | | | | | |
| 7 Jeff Francoeur, R OBP: 0.280, SLG: 0.427 | | 1-3 K | | 0-3 K | 1-3 K | | 1-2 2B | | | 4 | 0 | 1 | 0 | 0 | 3 | 2 | | | | | | | | | |
| Ryan Langerhans, L OBP: 0.328, SLG: 0.381 | | 2-2 F8 | | 1-2 K | 1-2 F9 | | 3-3 K | | | 4 | 0 | 0 | 0 | 0 | 2 | 3 | | | | | | | | | |
| Todd Pratt, R OBP: 0.306, SLG: 0.306 | | 4-2 BB | | 2-2 1B SH3-4 FC4-6 1B | | 0-1 G6-3 | | 0-1 F7 | 3 | 1 | 1 | 0 | 1 | 0 | 0 | | | | | | | | | | |
| Jorge Sosa, R OBP: 0.288, SLG: 0.551 | | 0-1 L6 | | 2-0 SH3-4 1B | | 1-0 G4-3 | | 1-2 F8 | 1 | 0 | 0 | 0 | 0 | 0 | 0 | 2 | | | | | | | | | |
| 4 Pete Orr, L OBP: 0.273, SLG: 0.267 | | | | | | | | | | 0 | 0 | 0 | 0 | 0 | 0 | 0 | | | | | | | | | |
| Mike Remlinger, L (8, 1) | | | | | | | | | | 0 | 0 | 0 | 0 | 0 | 0 | 0 | | | | | | | | | |
| Chris Reitsma, R (9, 1) | | | | | | | | | | 0 | 0 | 0 | 0 | 0 | 0 | 0 | | | | | | | | | |
| 8 Bryan Peña, S OBP: 0.348, SLG: 0.320 | | | | | | | | | | 1 | 0 | 0 | 0 | 0 | 0 | 0 | | | | | | | | | |
| Inning Stats | R: 0 E: 0 K: 1 S: 7 | H: 1 LOB: 1 BB: 0 P: 11 | R: 0 E: 0 K: 1 S: 15 | H: 1 LOB: 2 BB: 1 P: 22 | R: 0 E: 0 K: 0 S: 6 | H: 0 LOB: 0 BB: 1 P: 10 | R: 0 E: 0 K: 2 S: 8 | H: 0 LOB: 0 BB: 0 P: 10 | R: 1 E: 0 K: 0 S: 15 | H: 2 LOB: 1 BB: 0 P: 26 | R: 0 E: 0 K: 1 S: 10 | H: 1 LOB: 1 BB: 0 P: 13 | R: 2 E: 0 K: 0 S: 7 | H: 2 LOB: 0 BB: 0 P: 9 | R: 0 E: 0 K: 1 S: 16 | H: 1 LOB: 1 BB: 0 P: 22 | R: 0 E: 0 K: 0 S: 12 | H: 1 LOB: 1 BB: 0 P: 18 | 1B: 6 2B: 2 3B: 0 HR: 1 | SF: 0 SAC: 1 DP: 0 HBP: 0 | WP: 0 PB: 0 CS: 0 | PA: 38 | | | |
| PITCHER | IP | WLS | BF | H | R | ER | SO | BB | IBB | HBP | BLK | WP | HR | S | P | ERA | WHIP | | | | | | | | |
| Miguel Batista, R ERA: 4.12 | 6.2 | | 29 | 7 | 3 | 3 | 5 | 2 | 0 | 0 | 0 | 0 | 0 | 1 | 67 | 9 | 4.05 | 1.350 | | | | | | | |
| 28 Brandon Medders, R ERA: 2.57 | 0.1 | H | 1 | 0 | 0 | 0 | 0 | 0 | 0 | 0 | 0 | 0 | 0 | 1 | 2 | 0.00 | 0.000 | | | | | | | | |
| Luis Vizcaino, R ERA: 2.54 | 1.0 | H | 4 | 1 | 0 | 0 | 1 | 0 | 0 | 0 | 0 | 0 | 0 | 16 | 22 | 0.00 | 1.000 | | | | | | | | |
| Kevin Jarvis, R ERA: | 1.0 | | 4 | 1 | 0 | 0 | 0 | 0 | 0 | 0 | 0 | 0 | 0 | 12 | 18 | 0.00 | 1.000 | | | | | | | | |

Arizona Diamondbacks @ Atlanta Braves
Turner Field, Atlanta, GA
Sun Jun 04 2006, 1:05 PM EDT
Att: 29,141 - Partly Cloudy - 82 F

AB 35
R 3
H 9
RBI 3
BB 2
SO 6
LOB 13



| Batter | 1 | 2 | 3 | 4 | 5 | 6 | 7 | 8 | 9 | AB | R | H | RBI | BB | SO | LOB | TOP | | | | |
|---|---|----------------------------------|-------------------------------|----------------------------------|------------------------------|----------------------------------|-------------------------------|----------------------------------|-------------------------------|----------------------------------|-------------------------------|----------------------------------|------------------------------|----------------------------------|-------------------------------|----------------------------------|--|------------------------------------|-----------------------------------|------------------------------------|-----------------------------------|
| Alfonso Soriano, R OBP: 0.365, SLG: 0.621 (1, 7) | K | F7 | | | G5-3 | FC6-4 IBB | | FC1-6 1B | | 4 | 0 | 1 | 0 | 1 | 1 | 2 | Washington Nationals @ Atlanta Braves Turner Field, Atlanta, GA Mon Jun 05 2006, 7:05 PM EDT Att: 20,702 - Clear - 79 F | | | | |
| Royce Clayton, R OBP: 0.317, SLG: 0.328 (1, 6) | G3 | | | 24 FC4-6 BB | G3 | FC6-4 2B | | FC1-6 24 1B | | 4 | 0 | 1 | 0 | 1 | 0 | 3 | | | | | |
| Jose Vidro, S OBP: 0.387, SLG: 0.435 (1, 4) | G3 | | | P5 | G3-1 | | | F7 | | 5 | 0 | 1 | 1 | 0 | 0 | 3 | | | | | |
| 24 Nick Johnson, L OBP: 0.410, SLG: 0.539 (1, 3) | | | | FC4-6 CS | | E3 2B | | | | 3 | 1 | 1 | 0 | 2 | 0 | 1 | | | | | |
| Marlon Anderson, L OBP: 0.329, SLG: 0.394 Marlon Byrd, R OBP: 0.344, SLG: 0.352 (7, 9) (9, 8) | G3 | | | CS | G1 | | | K | | 4 | 1 | 2 | 0 | 0 | 0 | 5 | | | | | |
| | | | | | | | | | | 1 | 0 | 0 | 0 | 0 | 1 | 2 | | | | | |
| Brendan Harris, R OBP: 0.316, SLG: 0.188 (1, 5) | | | | | | | | | | 4 | 0 | 2 | 0 | 0 | 0 | 2 | | | | | |
| Brian Schneider, L OBP: 0.298, SLG: 0.309 (1, 2) | | | | | | | | | | 5 | 1 | 1 | 2 | 0 | 0 | 4 | | | | | |
| Damian Jackson, R OBP: 0.310, SLG: 0.523 32 Chad Cordero, R (9, 1) | | | | | | | | | | 5 | 1 | 1 | 0 | 0 | 2 | 4 | | | | | |
| | | | | | | | | | | 0 | 0 | 0 | 0 | 0 | 0 | 0 | | | | | |
| Livan Hernandez, R OBP: 0.287, SLG: 0.487 Daryle Ward, L OBP: 0.340, SLG: 0.520 Gary Majewski, L (7, 1) Mike Stanton, L (8, 1) Jon Rauch, R (8, 1) Mike Vento, R OBP: 0.301, SLG: 0.298 (9, 9) | | | | | | | | | | 3 | 1 | 1 | 1 | 0 | 1 | 2 | Washington Nationals | | | | |
| | | | | | | | | | | 1 | 0 | 0 | 0 | 0 | 0 | 1 | | | | | |
| | | | | | | | | | | 0 | 0 | 0 | 0 | 0 | 0 | 0 | | | | | |
| | | | | | | | | | | 0 | 0 | 0 | 0 | 0 | 0 | 0 | | | | | |
| | | | | | | | | | | 0 | 0 | 0 | 0 | 0 | 0 | 0 | | | | | |
| | | | | | | | | | | 0 | 0 | 0 | 0 | 0 | 0 | 0 | | | | | |
| | | | | | | | | | | 0 | 0 | 0 | 0 | 0 | 0 | 0 | | | | | |
| | | | | | | | | | | 0 | 0 | 0 | 0 | 0 | 0 | 0 | | | | | |
| | | | | | | | | | | 0 | 0 | 0 | 0 | 0 | 0 | 0 | | | | | |
| | | | | | | | | | | 0 | 0 | 0 | 0 | 0 | 0 | 0 | | | | | |
| Inning Stats | R: 0 E: 0 K: 1 S: 11 | H: 1 LOB: 2 BB: 1 P: 20 | R: 0 E: 0 K: 1 S: 15 | H: 2 LOB: 2 BB: 0 P: 23 | R: 0 E: 0 K: 0 S: 8 | H: 0 LOB: 0 BB: 1 P: 15 | R: 0 E: 0 K: 2 S: 15 | H: 1 LOB: 2 BB: 0 P: 22 | R: 0 E: 0 K: 0 S: 5 | H: 0 LOB: 0 BB: 0 P: 6 | R: 5 E: 2 K: 0 S: 21 | H: 4 LOB: 3 BB: 2 P: 35 | R: 0 E: 0 K: 0 S: 7 | H: 1 LOB: 1 BB: 0 P: 10 | R: 0 E: 0 K: 1 S: 12 | H: 2 LOB: 2 BB: 0 P: 20 | R: 0 E: 0 K: 0 S: 7 | H: 0 LOB: 0 BB: 0 P: 9 | 1B: 7 2B: 4 3B: 0 HR: 0 | SF: 0 SAC: 0 DP: 0 HBP: 1 | WP: 0 PA: 45 SB: 0 CS: 1 |
| PITCHER | IP WLS BF H R ER SO BB IBB HBP BLK WP HR S P ERA WHIP | PITCHER | | | | | | | | | | | | | | | | | | | |
| 15 Tim Hudson, R ERA: 3.93 | (1, 1) 5.2 L 30 8 5 2 4 2 1 1 0 0 0 72 112 3.18 1.765 | | | | | | | | | | | | | | | | | | | | |
| 49 Macay McBride, L ERA: 3.24 | (6, 1) 0.1 2 0 0 0 0 1 0 0 0 0 0 3 9 0.00 3.000 | | | | | | | | | | | | | | | | | | | | |
| 54 Chad Paronto, R ERA: 2.63 | (7, 1) 1.0 4 1 0 0 0 0 0 0 0 0 0 7 10 0.00 1.000 | | | | | | | | | | | | | | | | | | | | |
| Tyler Yates, R ERA: 10.13 | (8, 1) 1.0 5 2 0 0 1 0 0 0 0 0 0 12 20 0.00 2.000 | | | | | | | | | | | | | | | | | | | | |
| Ken Ray, R ERA: 2.28 | (9, 1) 1.0 3 0 0 0 0 0 0 0 0 0 0 7 9 0.00 0.000 | | | | | | | | | | | | | | | | | | | | |
| Batter | 1 | 2 | 3 | 4 | 5 | 6 | 7 | 8 | 9 | AB | R | H | RBI | BB | SO | LOB | BOTTOM | | | | |
| Marcus Giles, R OBP: 0.341, SLG: 0.359 (1, 4) | L6 | G3 | | | K | | | | | 5 | 0 | 0 | 0 | 0 | 1 | 2 | Washington Nationals @ Atlanta Braves Turner Field, Atlanta, GA Mon Jun 05 2006, 7:05 PM EDT Att: 20,702 - Clear - 79 F | | | | |
| 11 Edgar Renteria, R OBP: 0.408, SLG: 0.474 (1, 6) | L6-4 10 S 1B | | | 10 2B SF7-1-6 BB | G6-3 | | | | | 4 | 1 | 2 | 0 | 1 | 0 | 0 | | | | | |
| 10 Chipper Jones, S OBP: 0.397, SLG: 0.449 (1, 5) | | | | | | | | | | 3 | 0 | 1 | 0 | 2 | 1 | 0 | | | | | |
| Andrew Jones, R OBP: 0.352, SLG: 0.533 (1, 8) | L6-4 | | | | | | | | | 3 | 0 | 1 | 1 | 1 | 0 | 2 | | | | | |
| Adam LaRoche, L OBP: 0.345, SLG: 0.491 (1, 3) | | | | | | | | | | 3 | 2 | 1 | 0 | 1 | 0 | 3 | | | | | |
| 7 Jeff Francoeur, R OBP: 0.288, SLG: 0.442 (1, 9) | | | | | | | | | | 3 | 1 | 2 | 2 | 1 | 0 | 0 | | | | | |
| | | | | | | | | | | | | | | | | | | | | | |
| Ryan Langerhans, L OBP: 0.333, SLG: 0.383 23 Matt Diaz, R OBP: 0.325, SLG: 0.525 (6, PH) (9, 7) | | | | | | | | | | 2 | 0 | 1 | 0 | 1 | 1 | 0 | | | | | |
| | | | | | | | | | | 1 | 0 | 0 | 0 | 0 | 0 | 2 | | | | | |
| Todd Pratt, R OBP: 0.289, SLG: 0.292 Ken Ray, R (9, 1) | | | | | | | | | | 3 | 0 | 0 | 1 | 0 | 1 | 3 | | | | | |
| | | | | | | | | | | 0 | 0 | 0 | 0 | 0 | 0 | 0 | | | | | |
| 15 Tim Hudson, R OBP: 0.115, SLG: 0.041 49 Macay McBride, L (6, PH) Wilson Betemit, S OBP: 0.305, SLG: 0.448 54 Chad Paronto, R Tyler Yates, R (9, 1) 8 Bryan Pelfo, S OBP: 0.333, SLG: 0.478 (9, 2) | | | | | | | | | | 2 | 0 | 0 | 0 | 0 | 0 | 2 | Braves | | | | |
| | | | | | | | | | | 0 | 0 | 0 | 0 | 0 | 0 | 0 | | | | | |
| | | | | | | | | | | 1 | 0 | 0 | 0 | 0 | 0 | 2 | | | | | |
| | | | | | | | | | | 0 | 0 | 0 | 0 | 0 | 0 | 0 | | | | | |
| | | | | | | | | | | 0 | 0 | 0 | 0 | 0 | 0 | 0 | | | | | |
| | | | | | | | | | | 0 | 0 | 0 | 0 | 0 | 0 | 0 | | | | | |
| | | | | | | | | | | 0 | 0 | 0 | 0 | 0 | 0 | 0 | | | | | |
| | | | | | | | | | | 1 | 0 | 0 | 0 | 0 | 0 | 0 | | | | | |
| | | | | | | | | | | 0 | 0 | 0 | 0 | 0 | 0 | 0 | | | | | |
| | | | | | | | | | | 0 | 0 | 0 | 0 | 0 | 0 | 0 | | | | | |
| Inning Stats | R: 0 E: 0 K: 0 S: 7 | H: 1 LOB: 1 BB: 1 P: 14 | R: 1 E: 0 K: 0 S: 8 | H: 2 LOB: 1 BB: 1 P: 16 | R: 0 E: 0 K: 2 S: 9 | H: 0 LOB: 0 BB: 0 P: 16 | R: 0 E: 0 K: 1 S: 9 | H: 0 LOB: 0 BB: 1 P: 15 | R: 2 E: 1 K: 0 S: 13 | H: 2 LOB: 2 BB: 1 P: 23 | R: 0 E: 0 K: 1 S: 11 | H: 0 LOB: 0 BB: 0 P: 15 | R: 0 E: 0 K: 0 S: 7 | H: 1 LOB: 2 BB: 1 P: 17 | R: 0 E: 0 K: 0 S: 15 | H: 1 LOB: 3 BB: 2 P: 33 | 1B: 5 2B: 4 3B: 0 HR: 1 | SF: 2 SAC: 1 DP: 2 HBP: 0 | WP: 0 PA: 41 SB: 1 CS: 0 | | |
| PITCHER | IP WLS BF H R ER SO BB IBB HBP BLK WP HR S P ERA WHIP | PITCHER | | | | | | | | | | | | | | | | | | | |
| Livan Hernandez, R ERA: 5.16 | (1, 1) 6.0 W 27 6 4 4 3 4 0 0 0 0 0 57 102 6.00 1.667 | | | | | | | | | | | | | | | | | | | | |
| Gary Majewski, R ERA: 3.25 | (7, 1) 1.0 H 4 1 0 0 1 0 0 0 0 0 0 13 19 0.00 1.000 | | | | | | | | | | | | | | | | | | | | |
| Mike Stanton, L ERA: 3.96 | (8, 1) 0.1 H 2 0 0 0 0 0 1 0 0 0 0 1 6 0.00 0.000 | | | | | | | | | | | | | | | | | | | | |
| Jon Rauch, R ERA: 2.48 | (8, 1) 0.2 H 2 0 0 0 0 0 0 0 0 0 0 4 7 0.00 0.000 | | | | | | | | | | | | | | | | | | | | |
| 32 Chad Cordero, R ERA: 3.04 | (9, 1) 1.0 S 6 1 0 0 0 2 0 0 0 0 0 0 15 33 0.00 3.000 | | | | | | | | | | | | | | | | | | | | |

| Batter | 1 | 2 | 3 | 4 | 5 | 6 | 7 | 8 | 9 | AB | R | H | RBI | BB | SO | LOB | TOP | | | | | |
|---|---|----------------------------------|------------------------------|---------------------------------|------------------------------|----------------------------------|-------------------------------|----------------------------------|-------------------------------|----------------------------------|------------------------------|----------------------------------|------------------------------|----------------------------------|------------------------------|----------------------------------|---|----------------------------------|----------------------------------|------------------------------------|----------------------------------|--------|
| Alfonso Soriano, R (1, 7) OBP: 0.363, SLG: 0.628 | G6-3 | | G4-3 | | | | G3-1 | | | 4 | 1 | 1 | 2 | 0 | 0 | 0 | Washington Nationals @ Atlanta Braves Turner Field, Atlanta, GA Tue Jun 06 2006, 7:35 PM EDT Att: 23,497 - Clear - 80 F | | | | | |
| Royce Clayton, R (1, 6) OBP: 0.321, SLG: 0.332 | 1B | | 1B | | | | G3 | | | 4 | 1 | 2 | 0 | 0 | 1 | 0 | | | | | | |
| Jose Vidro, S (1, 4) OBP: 0.381, SLG: 0.427 | F8 | | F9 | | | | G1-3 | | K | 4 | 0 | 0 | 0 | 0 | 1 | 2 | | | | | | |
| 24 Nick Johnson, L (1, 3) OBP: 0.415, SLG: 0.539 | BB | | G6-3 | | | | HBP | | 1B | 2 | 0 | 1 | 0 | 1 | 0 | 1 | | | | | | |
| 11 Ryan Zimmerman, R (1, 5) OBP: 0.329, SLG: 0.460 | 2B | | | | | | G5-4-3 | | FC3-6 | 4 | 0 | 1 | 1 | 0 | 0 | 2 | | | | | | |
| Marlon Byrd, R (1, 9) OBP: 0.342, SLG: 0.348 | G6-3 | | | | | | 1B | | F8 | 4 | 0 | 1 | 0 | 0 | 1 | 3 | | | | | | |
| 13 Robert Fick, L (1, 2) | | G3-1 | | | | | 1B | | F9 | 4 | 0 | 1 | 0 | 0 | 0 | 0 | | | | | | |
| Damian Jackson, R (1, 8) OBP: 0.311, SLG: 0.515 | G6-3 | | | | | | 1B | | K | 3 | 1 | 1 | 0 | 0 | 0 | 2 | | | | | | |
| Marlon Anderson, L (9, PH) OBP: 0.324, SLG: 0.388 | | | | | | | 1B | | K | 1 | 0 | 0 | 0 | 0 | 1 | 0 | | | | | | |
| 41 Shawn Hill, R (1, 1) OBP: 0.295, SLG: 0.400 | K | | | | | | | | K | 1 | 0 | 0 | 0 | 0 | 1 | 0 | | | | | | |
| Matthew LeCroy, R (7, PH) OBP: 0.295, SLG: 0.400 | | | | | | | | | | 1 | 0 | 0 | 0 | 0 | 1 | 0 | | | | | | |
| Jon Rauch, R (7, 1) OBP: 0.333, SLG: 0.511 | | | | | | | | | | 0 | 0 | 0 | 0 | 0 | 0 | 0 | | | | | | |
| Bill Bray, L (8, 1) | | | | | | | | | | 0 | 0 | 0 | 0 | 0 | 0 | 0 | | | | | | |
| Daryle Ward, L (9, PH) | | | | | | | | | | 1 | 0 | 0 | 0 | 0 | 1 | 0 | | | | | | |
| Inning Stats | R: 1 E: 0 K: 0 S: 12 | H: 2 LOB: 2 BB: 1 P: 25 | R: 0 E: 0 K: 1 S: 5 | H: 0 LOB: 0 BB: 0 P: 8 | R: 0 E: 0 K: 1 S: 7 | H: 1 LOB: 1 BB: 0 P: 11 | R: 0 E: 0 K: 1 S: 10 | H: 0 LOB: 0 BB: 0 P: 18 | R: 2 E: 0 K: 1 S: 11 | H: 2 LOB: 0 BB: 0 P: 16 | R: 0 E: 0 K: 0 S: 7 | H: 2 LOB: 2 BB: 0 P: 13 | R: 0 E: 0 K: 1 S: 6 | H: 0 LOB: 0 BB: 0 P: 11 | R: 0 E: 0 K: 1 S: 8 | H: 1 LOB: 1 BB: 0 P: 15 | R: 0 E: 0 K: 2 S: 11 | H: 0 LOB: 0 BB: 0 P: 17 | 1B: 6 2B: 1 3B: 0 HR: 1 | SF: 0 SAC: 1 DP: 1 HBP: 1 | WP: 0 PB: 0 SB: 0 CS: 0 | PA: 36 |
| PITCHER | IP WLS BF H R ER SO BB IBB HBP BLK WP HR S P ERA WHIP | | | | | | | | | | | | | | | | | | | | | |
| Horacio Ramirez, L (1, 1) ERA: 3.24 | 8.0 W 33 8 3 3 5 1 0 1 0 0 0 1 66 117 3.38 1.125 | | | | | | | | | | | | | | | | | | | | | |
| Ken Ray, R (9, 1) ERA: 2.2 | 1.0 S 3 0 0 0 2 0 0 0 0 0 0 0 11 17 0.00 0.000 | | | | | | | | | | | | | | | | | | | | | |

| Batter | 1 | 2 | 3 | 4 | 5 | 6 | 7 | 8 | 9 | AB | R | H | RBI | BB | SO | LOB | BOTTOM | | | |
|---|---|----------------------------------|-------------------------------|----------------------------------|------------------------------|----------------------------------|------------------------------|---------------------------------|------------------------------|----------------------------------|-------------------------------|----------------------------------|------------------------------|----------------------------------|-------------------------------|----------------------------------|---|------------------------------------|----------------------------------|--------|
| Marcus Giles, R (1, 4) OBP: 0.340, SLG: 0.357 | F9 | | | | | | P3 | | | 4 | 0 | 1 | 1 | 0 | 0 | 1 | Washington Nationals @ Atlanta Braves Turner Field, Atlanta, GA Tue Jun 06 2006, 7:35 PM EDT Att: 23,497 - Clear - 80 F | | | |
| 11 Edgar Renteria, R (1, 6) OBP: 0.401, SLG: 0.465 | G6-3 | | G1-3 | | | | K | | | 4 | 0 | 0 | 0 | 0 | 1 | 2 | | | | |
| 10 Chipper Jones, S (1, 5) OBP: 0.394, SLG: 0.441 | 1B | | G4-3 | | | | G4-3 | | | 3 | 0 | 0 | 0 | 1 | 0 | 0 | | | | |
| Andrew Jones, R (1, 8) OBP: 0.355, SLG: 0.546 | 1B | | K | | | | G5-3 | | HR | 4 | 1 | 2 | 1 | 0 | 1 | 0 | | | | |
| Adam LaRoche, L (1, 3) OBP: 0.343, SLG: 0.503 | G6-3 | | HR | | | | K | | E4 | 4 | 1 | 1 | 1 | 0 | 1 | 2 | | | | |
| 7 Jeff Francoeur, R (1, 9) OBP: 0.288, SLG: 0.439 | | G5-3 | G6-3 | | | | G3 | | 1B | 4 | 0 | 1 | 0 | 0 | 0 | 0 | | | | |
| Ryan Langerhans, L (1, 7) OBP: 0.342, SLG: 0.490 | 1B | | | | | | | | B2 | 3 | 2 | 2 | 0 | 1 | 0 | 2 | | | | |
| 8 Brayan Peña, S (1, 2) OBP: 0.357, SLG: 0.481 | 1B | | | | | | BB | | G4-6-3 | 4 | 1 | 2 | 1 | 0 | 0 | 3 | | | | |
| Horacio Ramirez, L (1, 1) OBP: 0.333, SLG: 0.333 | | | | | | | G4-3 | | | 2 | 0 | 0 | 0 | 0 | 0 | 3 | | | | |
| Ken Ray, R (9, 1) ERA: | | | | | | | | | | 0 | 0 | 0 | 0 | 0 | 0 | 0 | | | | |
| Inning Stats | R: 0 E: 0 K: 0 S: 13 | H: 1 LOB: 2 BB: 1 P: 21 | R: 2 E: 1 K: 0 S: 12 | H: 3 LOB: 1 BB: 0 P: 18 | R: 1 E: 0 K: 1 S: 9 | H: 1 LOB: 0 BB: 0 P: 16 | R: 1 E: 0 K: 0 S: 7 | H: 2 LOB: 1 BB: 0 P: 9 | R: 0 E: 0 K: 1 S: 8 | H: 0 LOB: 0 BB: 1 P: 13 | R: 0 E: 0 K: 0 S: 10 | H: 0 LOB: 1 BB: 1 P: 17 | R: 0 E: 0 K: 1 S: 9 | H: 0 LOB: 0 BB: 0 P: 16 | R: 1 E: 1 K: 0 S: 11 | H: 2 LOB: 1 BB: 0 P: 14 | 1B: 6 2B: 0 3B: 1 HR: 2 | SF: 0 SAC: 1 DP: 1 HBP: 0 | WP: 0 PB: 0 SB: 0 CS: 0 | PA: 35 |
| PITCHER | IP WLS BF H R ER SO BB IBB HBP BLK WP HR S P ERA WHIP | | | | | | | | | | | | | | | | | | | |
| 41 Shawn Hill, R (1, 1) ERA: 2.77 | 6.0 L 27 7 4 3 2 2 0 0 0 0 0 0 1 59 94 4.50 1.500 | | | | | | | | | | | | | | | | | | | |
| Jon Rauch, R (7, 1) ERA: 2.57 | 1.0 4 1 1 1 1 0 0 0 0 0 0 1 12 20 9.00 1.000 | | | | | | | | | | | | | | | | | | | |
| Bill Bray, L (8, 1) ERA: | 1.0 4 1 0 0 0 0 0 0 0 0 0 0 8 10 0.00 1.000 | | | | | | | | | | | | | | | | | | | |

| Batter | 1 | 2 | 3 | 4 | 5 | 6 | 7 | 8 | 9 | AB | R | H | RBI | BB | SO | LOB | TOP | | | | | | | |
|---|------------------------------|----------------------------------|-------------------------------|----------------------------------|------------------------------|----------------------------------|-------------------------------|----------------------------------|------------------------------|----------------------------------|-------------------------------|----------------------------------|------------------------------|----------------------------------|-------------------------------|----------------------------------|------------------------------|---------------------------------|----------------------------------|------------------------------------|----------------------------------|--------|--|--|
| Alfonso Soriano, R (1, 7) OBP: 0.360, SLG: 0.623 | G4-3 2B | | P3 | | | | G5-3 | | F7 | 5 | 0 | 1 | 0 | 0 | 1 | 0 | | | | | | | | |
| Royce Clayton, R (1, 6) OBP: 0.316, SLG: 0.328 | G6-3 | | L4 | | | | L9 | 24 SH1-3 2B 1B | G5-3 | 5 | 1 | 1 | 0 | 0 | 0 | 1 | | | | | | | | |
| Jose Vidro, S (1, 4) OBP: 0.377, SLG: 0.419 | G4-3 2-3 | | G4-3 | | | | G6-3 | 24 SH1-3 2B BB | F8 | 4 | 1 | 0 | 0 | 1 | 0 | 1 | | | | | | | | |
| 24 Nick Johnson, L (1, 3) OBP: 0.418, SLG: 0.543 | 11 S BB | | | | | | 11 2B | SH1-3 | | 2 | 1 | 1 | 0 | 1 | 1 | 0 | | | | | | | | |
| 11 Ryan Zimmerman, R (1, 5) OBP: 0.336, SLG: 0.465 | K | | | | | | 2B | 2B | | 2 | 1 | 1 | 1 | 1 | 1 | 2 | | | | | | | | |
| Marlon Anderson, L (1, 9) OBP: 0.325, SLG: 0.429 | | | K | | | | F7 | | | 3 | 1 | 1 | 2 | 0 | 1 | 1 | | | | | | | | |
| Marlon Byrd, R (7, 9) OBP: 0.342, SLG: 0.348 | | | | | | | | | | 0 | 0 | 0 | 0 | 0 | 0 | 0 | | | | | | | | |
| Daryle Ward, L (8, PH) OBP: 0.346, SLG: 0.543 | | | | | | | | | | 1 | 0 | 1 | 2 | 0 | 0 | 0 | | | | | | | | |
| Mike Vento, R (8, PR) OBP: 0.381, SLG: 0.294 | | | | | | | | | | 0 | 0 | 0 | 0 | 0 | 0 | 0 | | | | | | | | |
| Brian Schneider, L (1, 2) OBP: 0.303, SLG: 0.309 | G4-3 1B | | | | | | G4-3 | | | 3 | 0 | 1 | 0 | 1 | 1 | 1 | | | | | | | | |
| Damian Jackson, R (1, 8) OBP: 0.308, SLG: 0.500 | G4-3 | | | | | | K | | | 4 | 0 | 1 | 0 | 0 | 2 | 4 | | | | | | | | |
| Ramon Ortiz, R (1, 1) OBP: 0.115, SLG: 0.080 | | | | | | | B5-3 | | | 3 | 0 | 0 | 0 | 0 | 2 | 2 | | | | | | | | |
| Gary Majewski, R (7, 1) | | | | | | | | | | 1 | 0 | 0 | 0 | 0 | 0 | 3 | | | | | | | | |
| 32 Chad Cordero, R (9, 1) | | | | | | | | | | 0 | 0 | 0 | 0 | 0 | 0 | 0 | | | | | | | | |
| Inning Stats | R: 0 E: 0 K: 1 S: 9 | H: 1 LOB: 2 BB: 1 P: 16 | R: 0 E: 0 K: 2 S: 10 | H: 1 LOB: 1 BB: 0 P: 13 | R: 0 E: 0 K: 0 S: 8 | H: 0 LOB: 0 BB: 0 P: 11 | R: 0 E: 0 K: 2 S: 10 | H: 0 LOB: 1 BB: 0 P: 18 | R: 0 E: 0 K: 2 S: 8 | H: 0 LOB: 0 BB: 0 P: 12 | R: 3 E: 0 K: 0 S: 16 | H: 3 LOB: 0 BB: 0 P: 25 | R: 0 E: 0 K: 1 S: 7 | H: 1 LOB: 0 BB: 0 P: 10 | R: 2 E: 0 K: 1 S: 17 | H: 2 LOB: 3 BB: 3 P: 34 | R: 0 E: 0 K: 0 S: 5 | H: 0 LOB: 0 BB: 0 P: 9 | 1B: 3 2B: 4 3B: 0 HR: 1 | SF: 0 SAC: 1 DP: 0 HBP: 1 | WP: 0 PB: 0 SB: 1 CS: 1 | PA: 39 | | |
| PITCHER | IP | WLS | BF | H | R | ER | SO | BB | IBB | HBP | BLK | WP | HR | S | P | ERA | WHIP | | | | | | | |
| 29 John Smoltz, R (1, 1) ERA: 3.73 | 7.0 | L | 28 | 6 | 3 | 3 | 8 | 1 | 0 | 1 | 0 | 0 | 1 | 68 | 105 | 3.86 | 1.000 | | | | | | | |
| 49 Macey McBride, L (8, 1) ERA: 4.24 | 0.1 | | 4 | 1 | 2 | 2 | 0 | 1 | 1 | 0 | 0 | 0 | 0 | 7 | 17 | 54.00 | 6.000 | | | | | | | |
| Tyler Yates, R (8, 1) ERA: 8.1 | 0.2 | | 4 | 1 | 0 | 0 | 1 | 0 | 1 | 0 | 0 | 0 | 0 | 10 | 17 | 0.00 | 1.500 | | | | | | | |
| Oscar Villarreal, R (9, 1) ERA: 4.67 | 1.0 | | 3 | 0 | 0 | 0 | 0 | 0 | 0 | 0 | 0 | 0 | 0 | 5 | 9 | 0.00 | 0.000 | | | | | | | |

Washington Nationals @ Atlanta Braves
Turner Field, Atlanta, GA
Wed Jun 07 2006, 7:35 PM EDT
Att: 32,001 - Partly Cloudy - 83 F

AB 33
R 5
H 8
RBI 5
BB 4
SO 9
LOB 15



| Batter | 1 | 2 | 3 | 4 | 5 | 6 | 7 | 8 | 9 | AB | R | H | RBI | BB | SO | LOB | BOTTOM | | | | | | | |
|---|------------------------------|---------------------------------|------------------------------|----------------------------------|-------------------------------|----------------------------------|-------------------------------|----------------------------------|-------------------------------|----------------------------------|-------------------------------|----------------------------------|------------------------------|----------------------------------|------------------------------|---------------------------------|-------------------------------|----------------------------------|----------------------------------|------------------------------------|----------------------------------|--------|--|--|
| Marcus Giles, R (1, 4) OBP: 0.339, SLG: 0.364 | G5-3 | | G1-3 | | | | | | | 4 | 0 | 1 | 0 | 0 | 1 | 0 | | | | | | | | |
| 11 Edgar Renteria, R (1, 6) OBP: 0.403, SLG: 0.468 | K | | | | | | | | | 3 | 0 | 1 | 0 | 1 | 2 | 1 | | | | | | | | |
| 10 Chipper Jones, S (1, 5) OBP: 0.391, SLG: 0.443 | 2B | | F7 | | | | | | | 4 | 1 | 1 | 0 | 0 | 0 | 2 | | | | | | | | |
| Andruw Jones, R (1, 8) OBP: 0.349, SLG: 0.536 | P5 | | G6-3 | | | | | | | 4 | 0 | 0 | 0 | 0 | 1 | 3 | | | | | | | | |
| Adam LaRoche, L (1, 3) OBP: 0.341, SLG: 0.497 | | | L8 | | | | | | | 4 | 0 | 1 | 1 | 0 | 0 | 0 | | | | | | | | |
| 7 Jeff Francoeur, R (1, 9) OBP: 0.287, SLG: 0.434 | | | FC4-6 HBP | | | | | | | 3 | 0 | 0 | 0 | 0 | 0 | 1 | | | | | | | | |
| Ryan Langerhans, L (1, 7) OBP: 0.335, SLG: 0.391 | | | FC4-6 1B | | | | | | | 4 | 0 | 0 | 0 | 0 | 1 | 1 | | | | | | | | |
| Todd Pratt, R (1, 2) OBP: 0.291, SLG: 0.294 | | | | | | | | | | 3 | 0 | 1 | 0 | 0 | 1 | 0 | | | | | | | | |
| Wilson Betemit, S (9, PH) OBP: 0.346, SLG: 0.510 | | | | | | | | | | 1 | 0 | 0 | 0 | 0 | 1 | 0 | | | | | | | | |
| 29 John Smoltz, R (1, 1) OBP: 0.185, SLG: 0.200 | | | | | | | | | | 2 | 0 | 0 | 0 | 0 | 1 | 2 | | | | | | | | |
| 4 Pete Orr, L (7, PH) OBP: 0.226, SLG: 0.328 | | | | | | | | | | 1 | 1 | 1 | 1 | 0 | 0 | 0 | | | | | | | | |
| 49 Macey McBride, L (8, 1) | | | | | | | | | | 0 | 0 | 0 | 0 | 0 | 0 | 0 | | | | | | | | |
| Tyler Yates, R (8, 1) | | | | | | | | | | 0 | 0 | 0 | 0 | 0 | 0 | 0 | | | | | | | | |
| Oscar Villarreal, L (9, 1) | | | | | | | | | | 0 | 0 | 0 | 0 | 0 | 0 | 0 | | | | | | | | |
| Inning Stats | R: 0 E: 0 K: 1 S: 8 | H: 1 LOB: 1 BB: 0 P: 8 | R: 0 E: 0 K: 0 S: 6 | H: 1 LOB: 2 BB: 0 P: 10 | R: 0 E: 0 K: 0 S: 10 | H: 0 LOB: 1 BB: 1 P: 18 | R: 0 E: 0 K: 0 S: 10 | H: 0 LOB: 0 BB: 0 P: 14 | R: 0 E: 0 K: 3 S: 10 | H: 0 LOB: 0 BB: 0 P: 18 | R: 1 E: 0 K: 1 S: 15 | H: 2 LOB: 1 BB: 0 P: 20 | R: 1 E: 0 K: 1 S: 9 | H: 2 LOB: 1 BB: 0 P: 14 | R: 0 E: 0 K: 0 S: 5 | H: 0 LOB: 0 BB: 0 P: 8 | R: 0 E: 0 K: 2 S: 10 | H: 0 LOB: 0 BB: 0 P: 12 | 1B: 2 2B: 2 3B: 1 HR: 1 | SF: 0 SAC: 0 DP: 0 HBP: 1 | WP: 0 PB: 0 SB: 0 CS: 0 | PA: 35 | | |
| PITCHER | IP | WLS | BF | H | R | ER | SO | BB | IBB | HBP | BLK | WP | HR | S | P | ERA | WHIP | | | | | | | |
| Ramon Ortiz, R (1, 1) ERA: 4.83 | 6.2 | W | 28 | 6 | 2 | 2 | 5 | 1 | 0 | 1 | 0 | 0 | 0 | 65 | 97 | 2.70 | 1.050 | | | | | | | |
| Gary Majewski, R (7, 1) ERA: 3.13 | 1.1 | H | 4 | 0 | 0 | 0 | 1 | 0 | 0 | 0 | 0 | 0 | 0 | 8 | 13 | 0.00 | 0.000 | | | | | | | |
| 32 Chad Cordero, R (9, 1) ERA: 2.93 | 1.0 | S | 3 | 0 | 0 | 0 | 2 | 0 | 0 | 0 | 0 | 0 | 0 | 10 | 12 | 0.00 | 0.000 | | | | | | | |

Washington Nationals @ Atlanta Braves
Turner Field, Atlanta, GA
Wed Jun 07 2006, 7:35 PM EDT
Att: 32,001 - Partly Cloudy - 83 F

AB 33
R 2
H 6
RBI 2
BB 1
SO 8
LOB 10



| Batter | 1 | 2 | 3 | 4 | 5 | 6 | 7 | 8 | 9 | AB | R | H | RBI | BB | SO | LOB | TOP | | | | | |
|---|---|----------------------------------|------------------------------|----------------------------------|-------------------------------|----------------------------------|-------------------------------|----------------------------------|-------------------------------|----------------------------------|------------------------------|----------------------------------|-------------------------------|----------------------------------|-------------------------------|----------------------------------|---|---------------------------------|----------------------------------|------------------------------------|----------------------------------|--------|
| Marcus Giles, R (1.4) OBP: 0.340, SLG: 0.362 | | | | | | | | | | 4 | 1 | 1 | 0 | 1 | 2 | 0 | Atlanta Braves @ Houston Astros Minute Maid Park, Houston, TX Thu Jun 08 2006, 7:05 PM CDT Att: 35,752 - Roof Closed - 73 F | | | | | |
| 11 Edgar Renteria, R (1.6) OBP: 0.403, SLG: 0.466 | | | | | | | | | | 5 | 1 | 2 | 0 | 0 | 2 | 2 | | | | | | |
| 10 Chipper Jones, S (1.5) OBP: 0.393, SLG: 0.461 | | | | | | | | | | 4 | 1 | 2 | 3 | 0 | 1 | 2 | | | | | | |
| Andruw Jones, R (1.8) OBP: 0.344, SLG: 0.527 | | | | | | | | | | 4 | 0 | 0 | 0 | 0 | 2 | 2 | | | | | | |
| 7 Jeff Francoeur, R (1.9) OBP: 0.271, SLG: 0.447 | | | | | | | | | | 4 | 1 | 2 | 1 | 0 | 0 | 0 | | | | | | |
| 23 Matt Diaz, R (1.7) OBP: 0.345, SLG: 0.530 | | | | | | | | | | 3 | 0 | 2 | 0 | 1 | 1 | 0 | | | | | | |
| Brian Jordan, R (1.3) OBP: 0.277, SLG: 0.365 (8, PH) | | | | | | | | | | 2 | 0 | 0 | 0 | 1 | 0 | 2 | | | | | | |
| 8 Brayan Peña, S (8.2) OBP: 0.345, SLG: 0.464 (8.2) | | | | | | | | | | 1 | 0 | 0 | 0 | 0 | 1 | 0 | | | | | | |
| Todd Pratt, R (1.2) OBP: 0.280, SLG: 0.282 (8, PH) | | | | | | | | | | 3 | 0 | 0 | 0 | 0 | 2 | 3 | | | | | | |
| Adam LaRoche, L (8.3) OBP: 0.340, SLG: 0.494 (8.3) | | | | | | | | | | 1 | 0 | 0 | 0 | 0 | 1 | 0 | | | | | | |
| John Thomson, R (1.1) OBP: 0.308, SLG: 0.385 | | | | | | | | | | 3 | 0 | 1 | 0 | 0 | 1 | 3 | | | | | | |
| Chris Reitsma, R (6.1) | | | | | | | | | | 0 | 0 | 0 | 0 | 0 | 0 | 0 | | | | | | |
| Oscar Villareal, L (7.1) | | | | | | | | | | 0 | 0 | 0 | 0 | 0 | 0 | 0 | | | | | | |
| 54 Chad Paronto, R (8.1) | | | | | | | | | | 0 | 0 | 0 | 0 | 0 | 0 | 0 | | | | | | |
| Wilson Betemit, S (8. PH) OBP: 0.343, SLG: 0.505 | | | | | | | | | | 1 | 0 | 0 | 0 | 0 | 0 | 0 | | | | | | |
| Inning Stats | R: 0 E: 0 K: 3 S: 9 | H: 0 LOB: 0 BB: 0 P: 13 | R: 0 E: 0 K: 1 S: 7 | H: 1 LOB: 1 BB: 0 P: 12 | R: 0 E: 0 K: 1 S: 12 | H: 1 LOB: 2 BB: 1 P: 21 | R: 1 E: 0 K: 0 S: 10 | H: 1 LOB: 0 BB: 1 P: 18 | R: 1 E: 0 K: 2 S: 16 | H: 3 LOB: 2 BB: 0 P: 28 | R: 0 E: 0 K: 1 S: 8 | H: 2 LOB: 2 BB: 1 P: 17 | R: 2 E: 0 K: 2 S: 11 | H: 2 LOB: 0 BB: 0 P: 14 | R: 0 E: 0 K: 3 S: 10 | H: 0 LOB: 0 BB: 0 P: 15 | R: 0 E: 0 K: 0 S: 7 | H: 0 LOB: 0 BB: 0 P: 9 | 1B: 8 2B: 1 3B: 0 HR: 2 | SF: 0 SAC: 0 DP: 2 HBP: 0 | WP: 0 PB: 0 SB: 0 CS: 0 | PA: 38 |
| PITCHER | IP WLS BF H R ER SO BB IBB HBP BLK WP HR S P ERA WHIP | | | | | | | | | | | | | | | | | | | | | |
| Andy Pettitte, L (1.1) ERA: 5.81 | 6.0 W 27 8 2 2 8 3 0 0 0 0 1 62 109 3.00 1.833 | | | | | | | | | | | | | | | | | | | | | |
| Chad Qualls, R (7.1) ERA: 3.89 | 1.0 5 2 2 2 2 0 0 0 0 0 1 11 14 18.00 2.000 | | | | | | | | | | | | | | | | | | | | | |
| Dan Wheeler, R (8.1) ERA: 4.73 | 1.0 H 3 0 0 0 2 0 0 0 0 0 0 10 15 0.00 0.000 | | | | | | | | | | | | | | | | | | | | | |
| 54 Brad Lidge, R (9.1) ERA: 4.85 | 1.0 S 3 0 0 0 0 0 0 0 0 0 0 7 9 0.00 0.000 | | | | | | | | | | | | | | | | | | | | | |

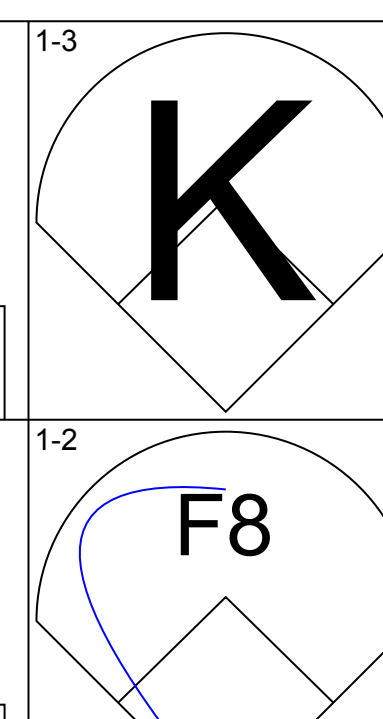
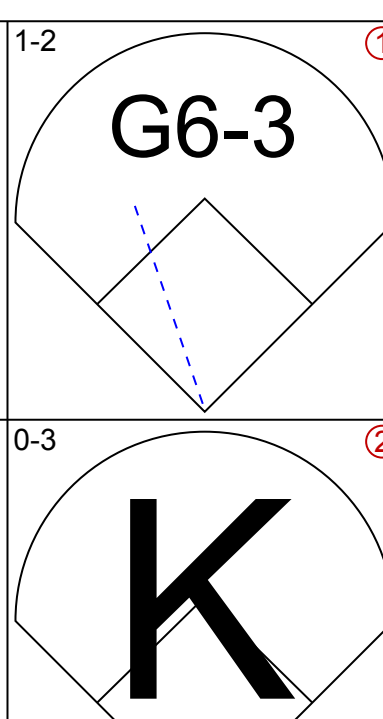
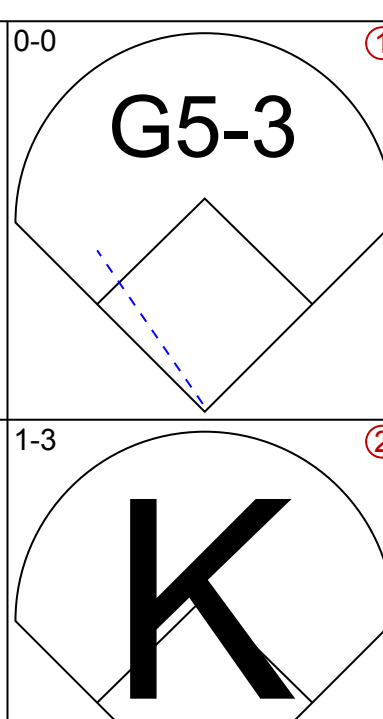
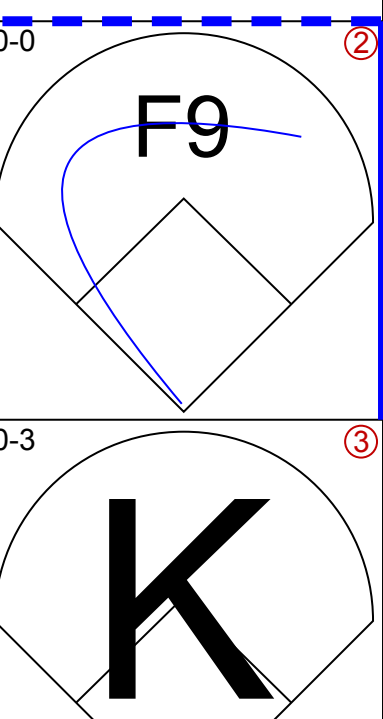
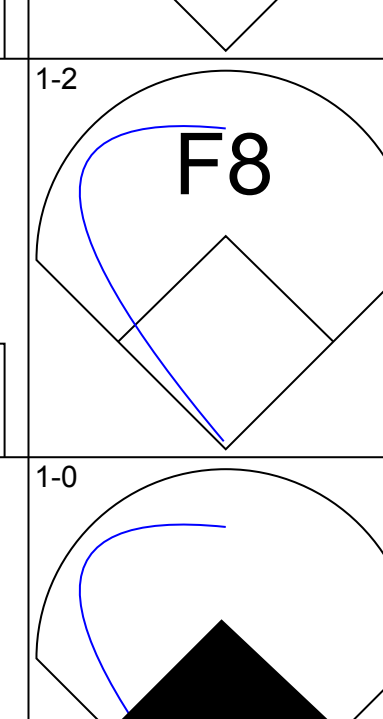
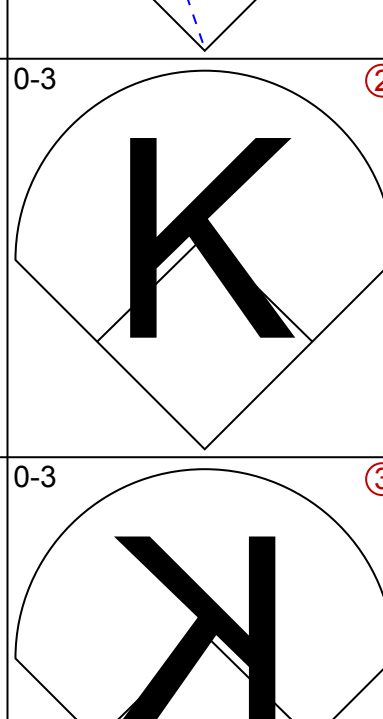
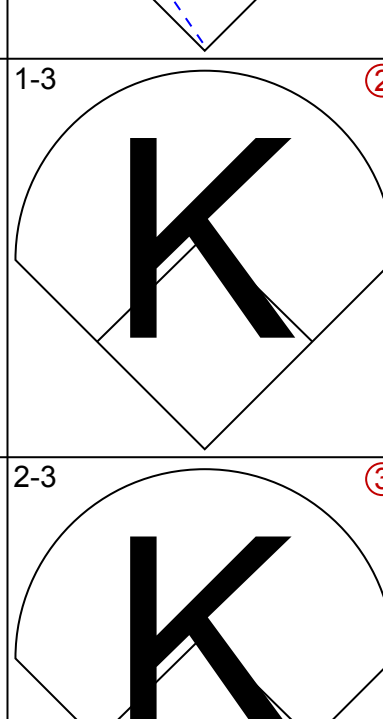
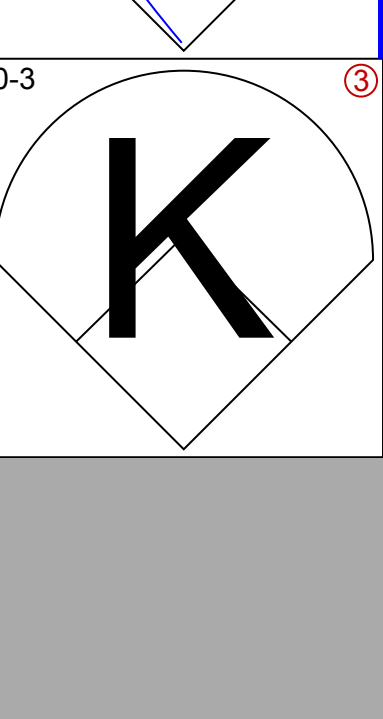
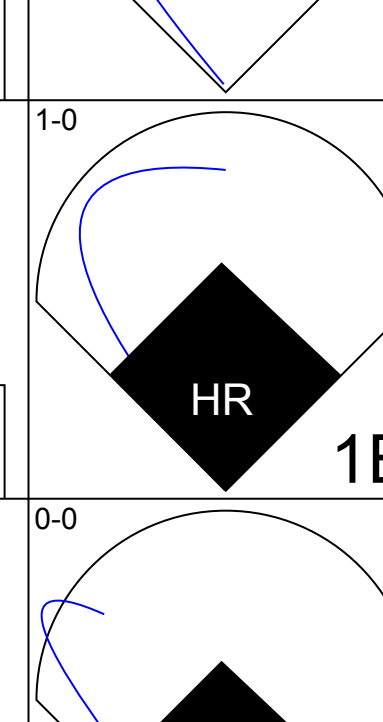
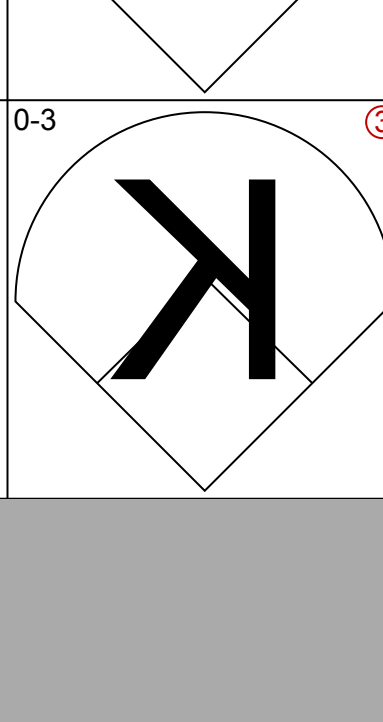
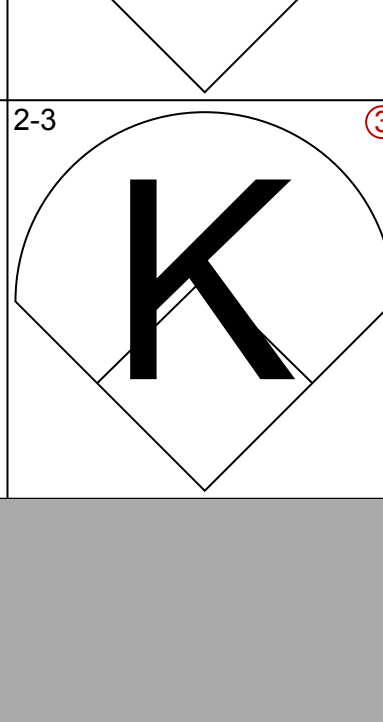
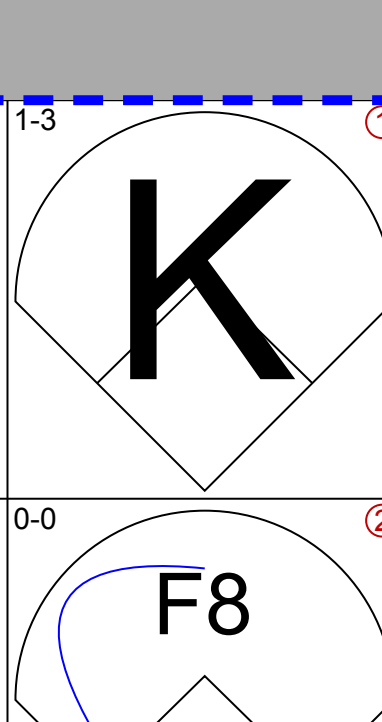
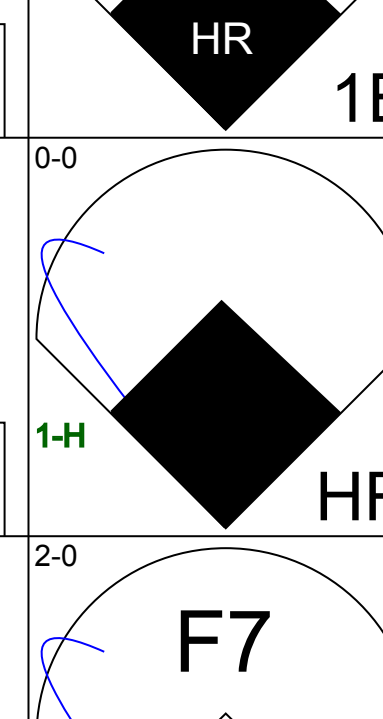
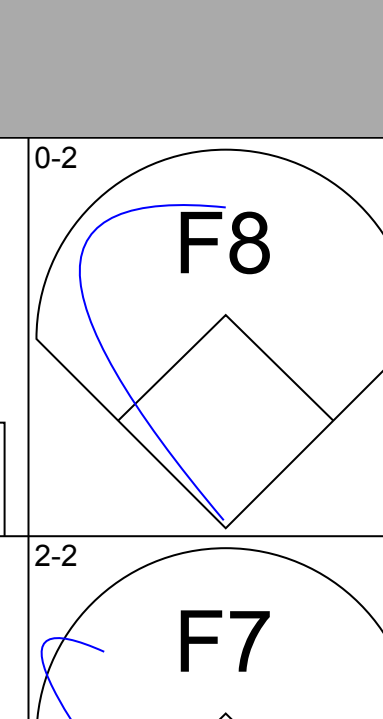
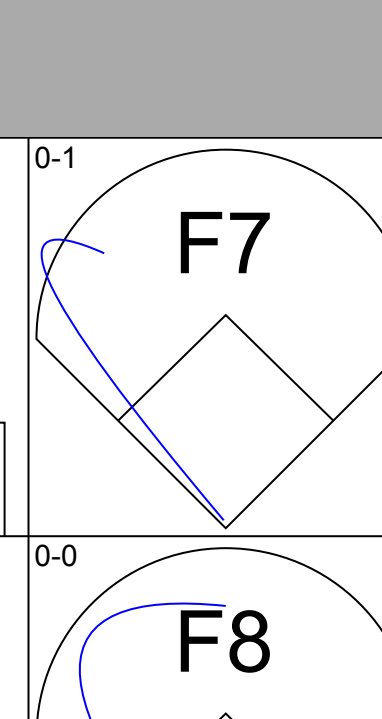
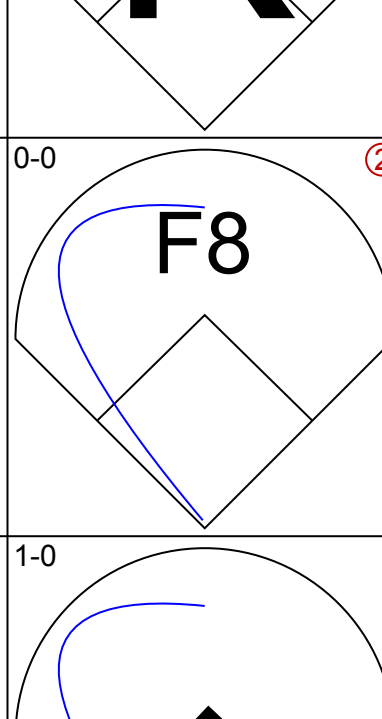
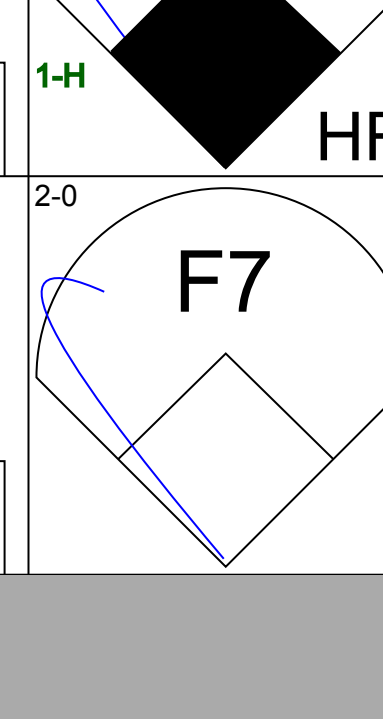
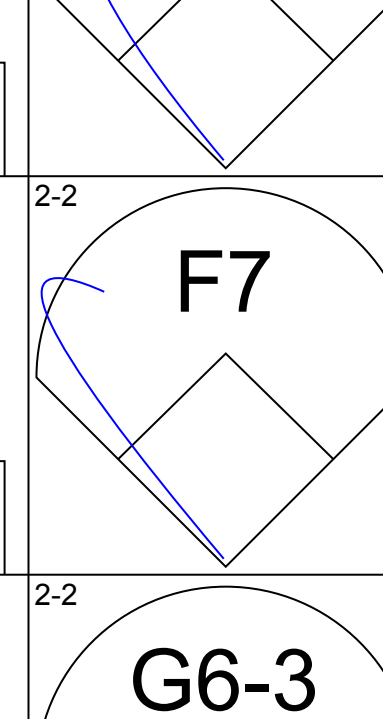
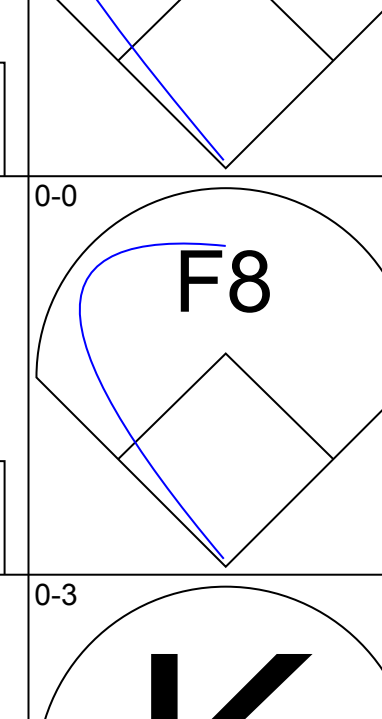
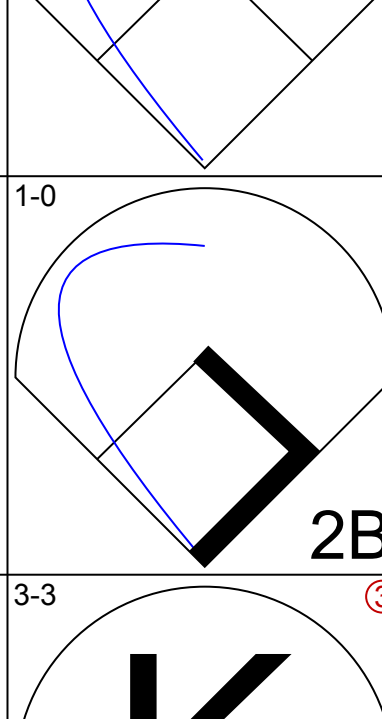
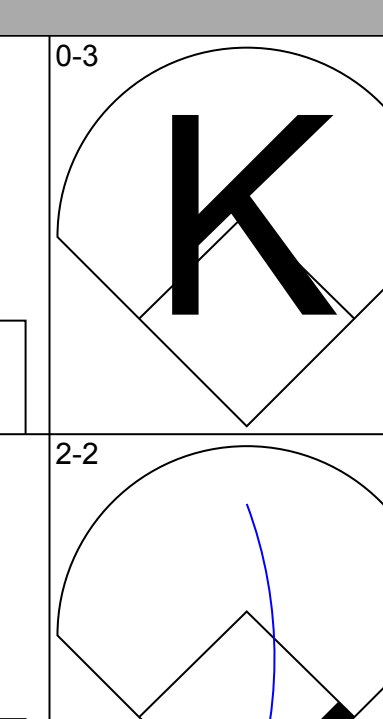
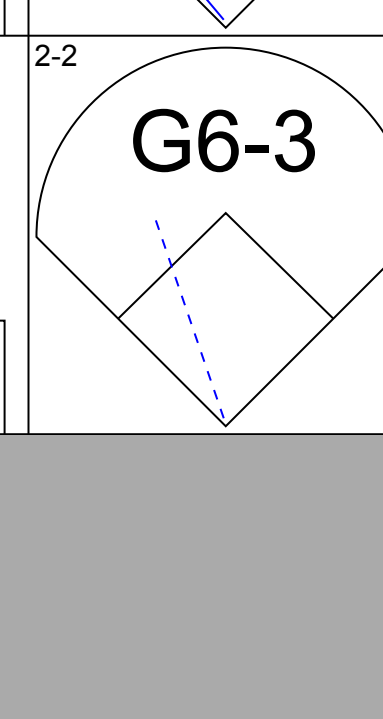
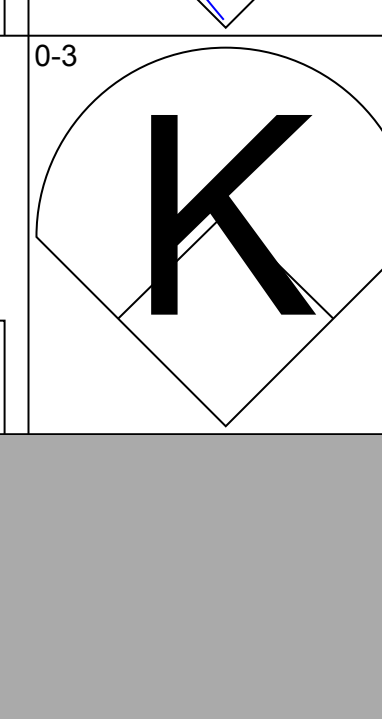

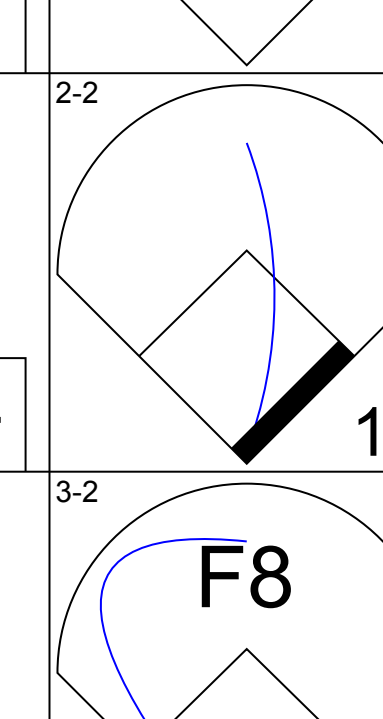
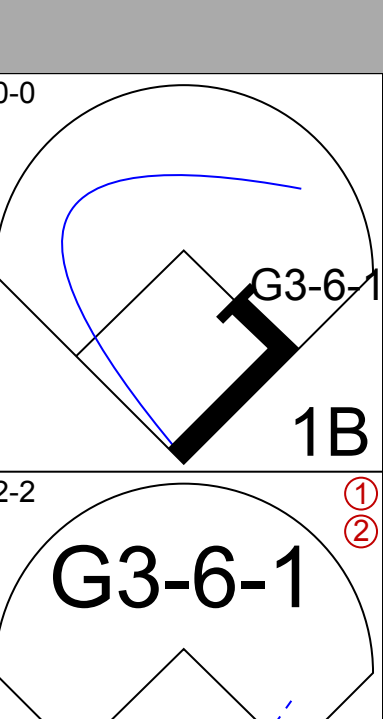
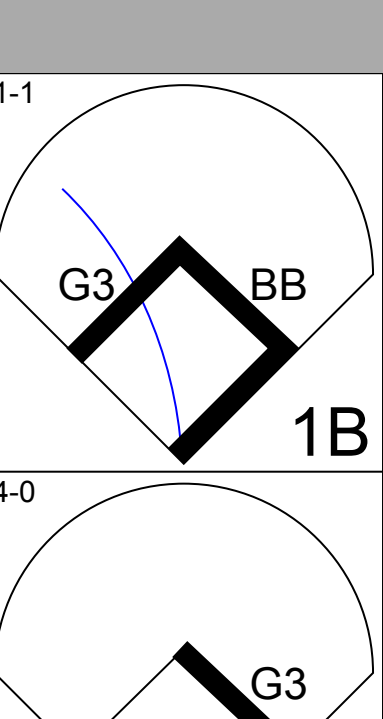
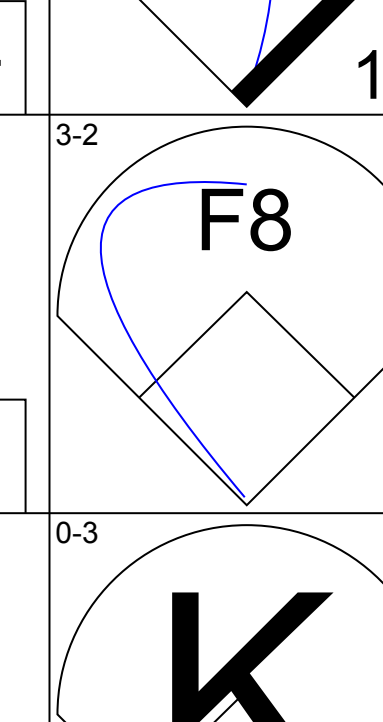
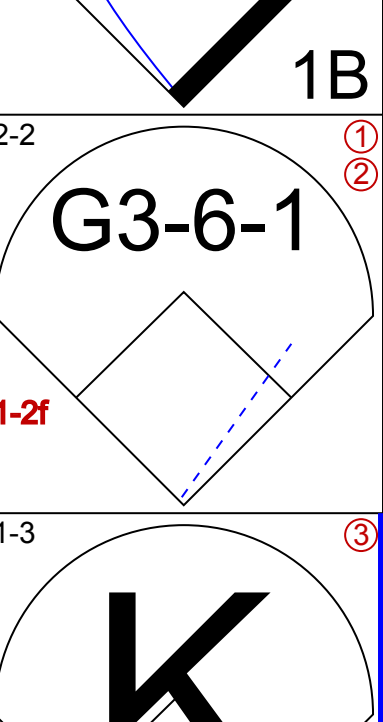
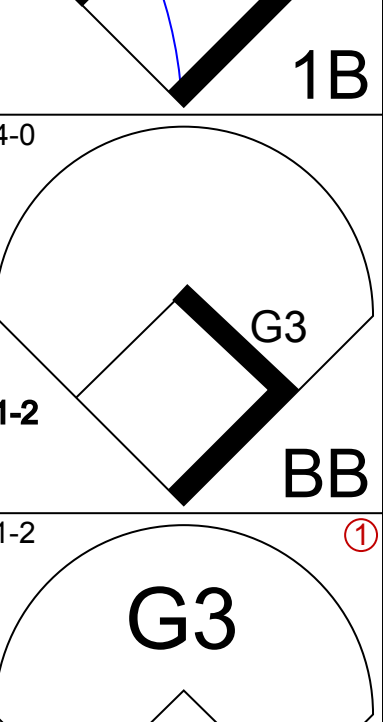
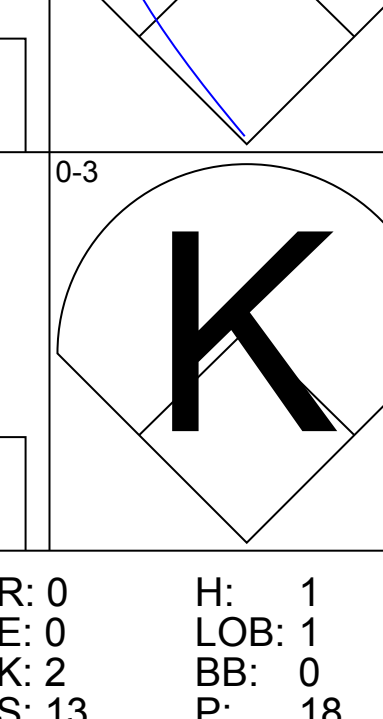
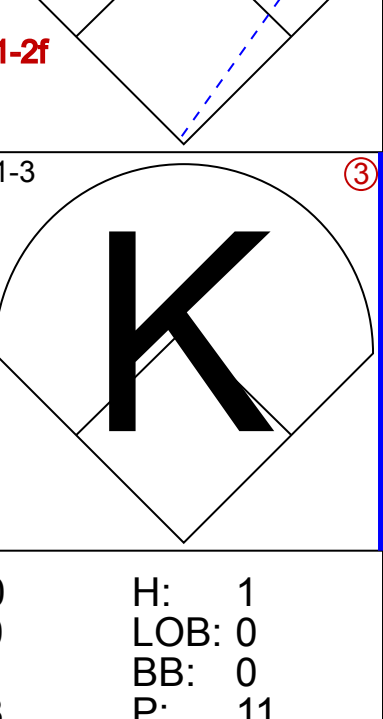
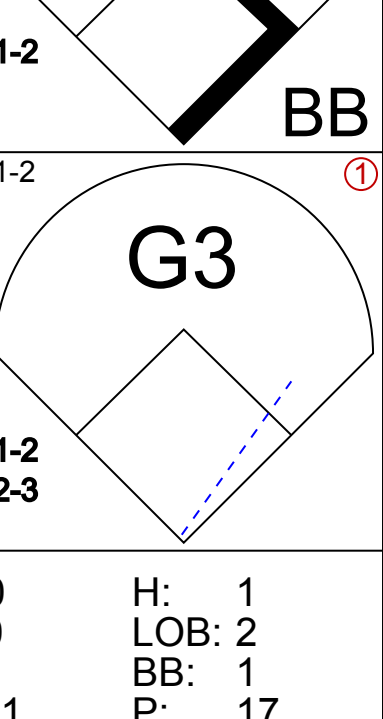
AB 35
R 4
H 10
RBI 4
BB 3
SO 13
LOB 14



| Batter | 1 | 2 | 3 | 4 | 5 | 6 | 7 | 8 | 9 | AB | R | H | RBI | BB | SO | LOB | BOTTOM | | | |
|---|---|----------------------------------|------------------------------|---------------------------------|-------------------------------|----------------------------------|------------------------------|----------------------------------|------------------------------|----------------------------------|-------------------------------|----------------------------------|-------------------------------|----------------------------------|------------------------------|----------------------------------|---|------------------------------------|----------------------------------|--------|
| Craig Biggio, R (1.4) OBP: 0.344, SLG: 0.445 | | | | | | | | | | 4 | 0 | 1 | 0 | 0 | 0 | 1 | Atlanta Braves @ Houston Astros Minute Maid Park, Houston, TX Thu Jun 08 2006, 7:05 PM CDT Att: 35,752 - Roof Closed - 73 F | | | |
| Willy Taveras, R (1.8) OBP: 0.312, SLG: 0.307 | | | | | | | | | | 3 | 1 | 1 | 0 | 1 | 0 | 0 | | | | |
| Mike Lamb, L (1.3) OBP: 0.398, SLG: 0.520 | | | | | | | | | | 3 | 2 | 2 | 1 | 1 | 0 | 2 | | | | |
| 17 Lance Berkman, S (1.9) OBP: 0.386, SLG: 0.627 | | | | | | | | | | 4 | 2 | 3 | 4 | 0 | 0 | 1 | | | | |
| Morgan Ensberg, R (1.5) OBP: 0.385, SLG: 0.569 | | | | | | | | | | 3 | 1 | 1 | 0 | 1 | 1 | 1 | | | | |
| Preston Wilson, R (1.7) OBP: 0.305, SLG: 0.399 | | | | | | | | | | 3 | 1 | 0 | 0 | 1 | 0 | 2 | | | | |
| Brad Ausmus, R (1.2) OBP: 0.376, SLG: 0.379 | | | | | | | | | | 3 | 0 | 0 | 0 | 0 | 0 | 1 | | | | |
| 28 Adam Everett, R (1.6) OBP: 0.268, SLG: 0.303 | | | | | | | | | | 4 | 0 | 0 | 0 | 0 | 0 | 2 | | | | |
| Andy Pettitte, L (1.1) ERA: 4.84 | | | | | | | | | | 2 | 0 | 0 | 0 | 0 | 2 | 0 | | | | |
| Orlando Palmeiro, L (6. PH) OBP: 0.382, SLG: 0.287 | | | | | | | | | | 1 | 0 | 1 | 2 | 0 | 0 | 0 | | | | |
| Chad Qualls, R (7.1) | | | | | | | | | | 0 | 0 | 0 | 0 | 0 | 0 | 0 | | | | |
| Dan Wheeler, R (8.1) | | | | | | | | | | 0 | 0 | 0 | 0 | 0 | 0 | 0 | | | | |
| 16 Jason Lane, R (8. PH) OBP: 0.332, SLG: 0.375 | | | | | | | | | | 1 | 0 | 0 | 0 | 0 | 0 | 0 | | | | |
| 54 Brad Lidge, R (9.1) | | | | | | | | | | 0 | 0 | 0 | 0 | 0 | 0 | 0 | | | | |
| Inning Stats | R: 0 E: 0 K: 0 S: 9 | H: 0 LOB: 1 BB: 1 P: 14 | R: 0 E: 0 K: 0 S: 4 | H: 0 LOB: 0 BB: 0 P: 9 | R: 0 E: 0 K: 1 S: 12 | H: 1 LOB: 2 BB: 1 P: 22 | R: 1 E: 0 K: 0 S: 6 | H: 2 LOB: 0 BB: 0 P: 12 | R: 0 E: 0 K: 1 S: 8 | H: 0 LOB: 0 BB: 0 P: 13 | R: 5 E: 0 K: 0 S: 17 | H: 4 LOB: 1 BB: 2 P: 30 | R: 1 E: 0 K: 1 S: 10 | H: 2 LOB: 1 BB: 0 P: 16 | R: 0 E: 0 K: 0 S: 7 | H: 0 LOB: 0 BB: 0 P: 13 | 1B: 5 2B: 1 3B: 0 HR: 3 | SF: 0 SAC: 1 DP: 1 HBP: 0 | WP: 0 PB: 0 SB: 0 CS: 0 | PA: 36 |
| PITCHER | IP WLS BF H R ER SO BB IBB HBP BLK WP HR S P ERA WHIP | | | | | | | | | | | | | | | | | | | |
| John Thomson, R (1.1) ERA: 4.84 | 5.0 L 22 6 4 4 2 2 0 0 0 0 0 2 45 79 7.20 1.600 | | | | | | | | | | | | | | | | | | | |
| Chris Reitsma, R (6.1) ERA: 7.62 | 1.0 6 1 2 2 0 2 0 0 0 0 0 0 11 21 18.00 3.000 | | | | | | | | | | | | | | | | | | | |
| Oscar Villareal, R (7.1) ERA: 4.82 | 1.0 5 2 1 1 1 0 0 0 0 0 1 10 16 9.00 2.000 | | | | | | | | | | | | | | | | | | | |
| 54 Chad Paronto, R (8.1) ERA: 2.45 | 1.0 3 0 0 0 0 0 0 0 0 0 0 7 13 0.00 0.000 | | | | | | | | | | | | | | | | | | | |

AB 31
R 7
H 9
RBI 7
BB 4
SO 3
LOB 10

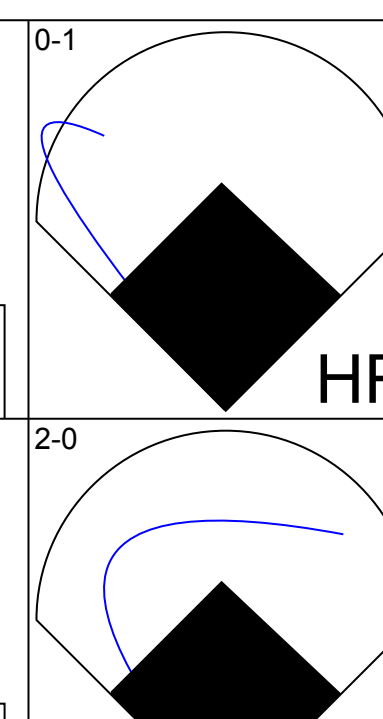
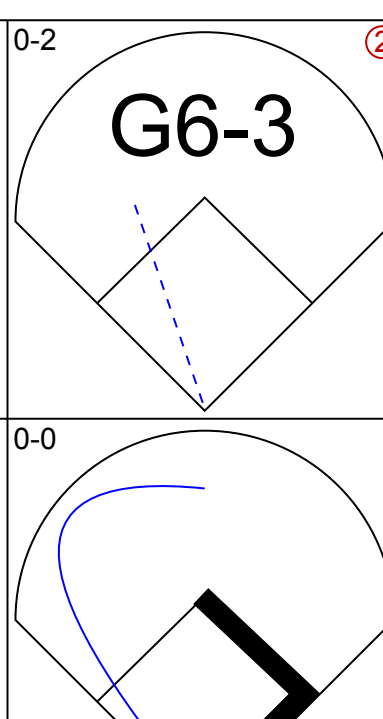
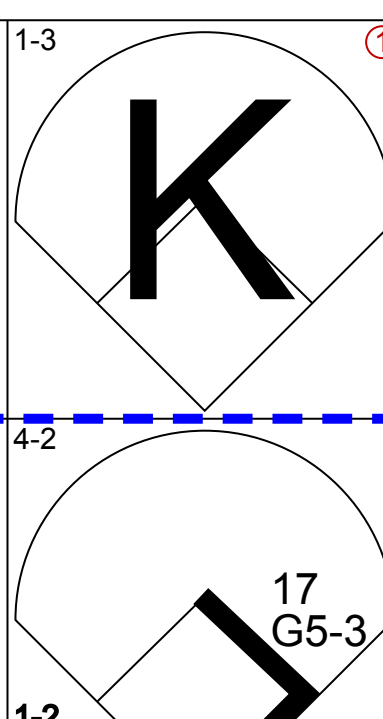

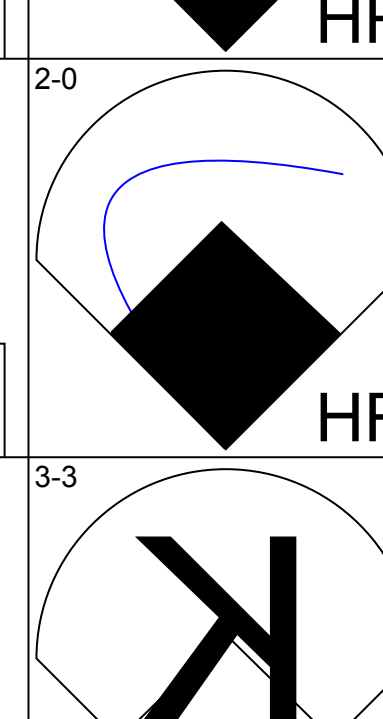
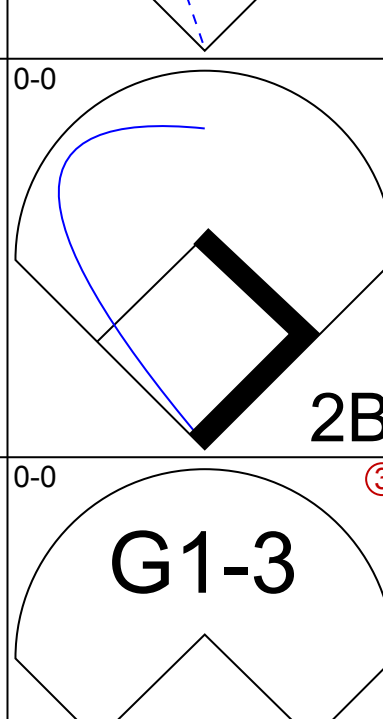
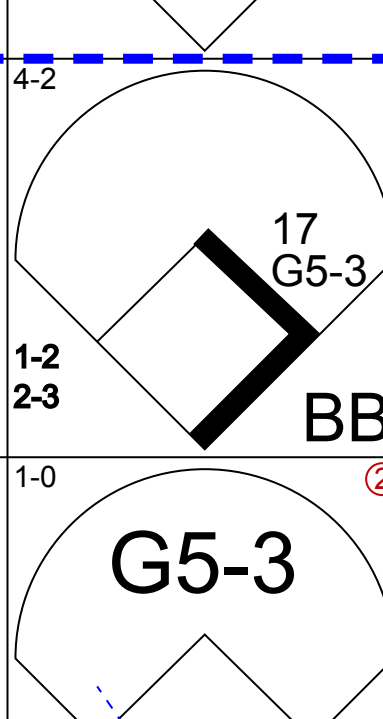

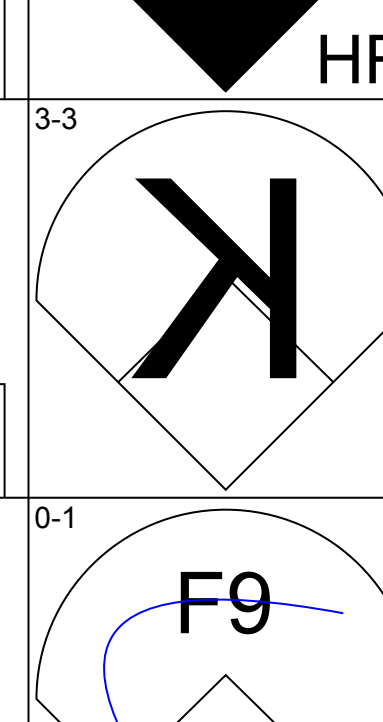
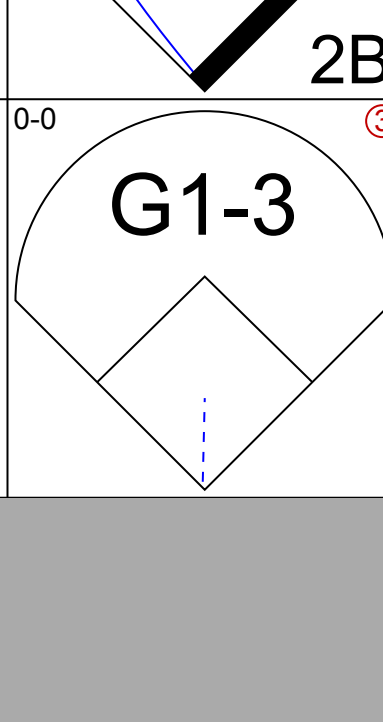
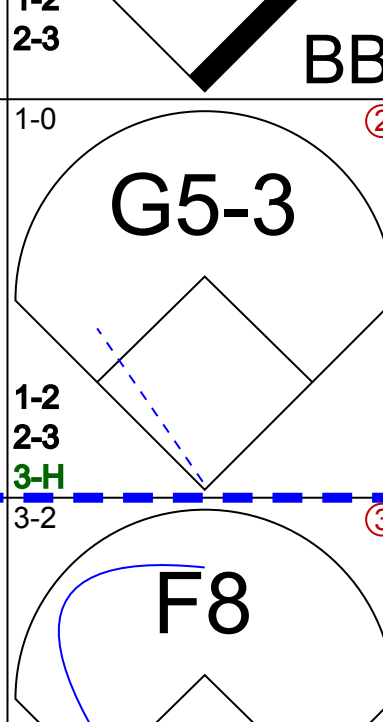

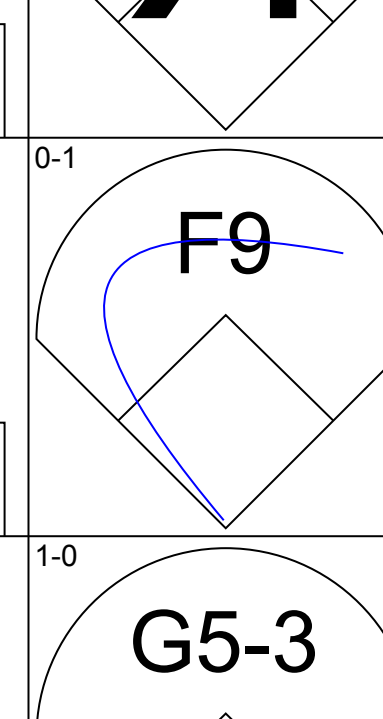
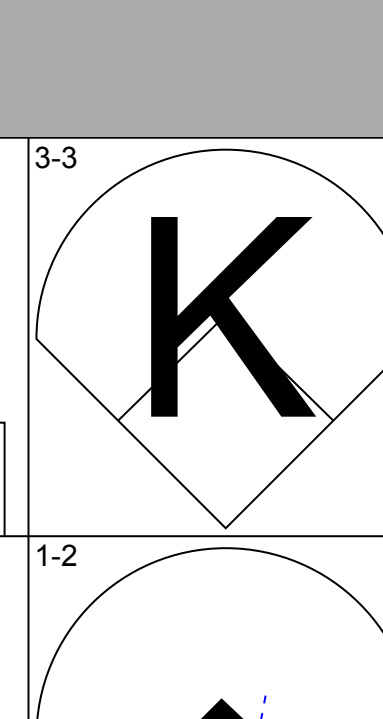
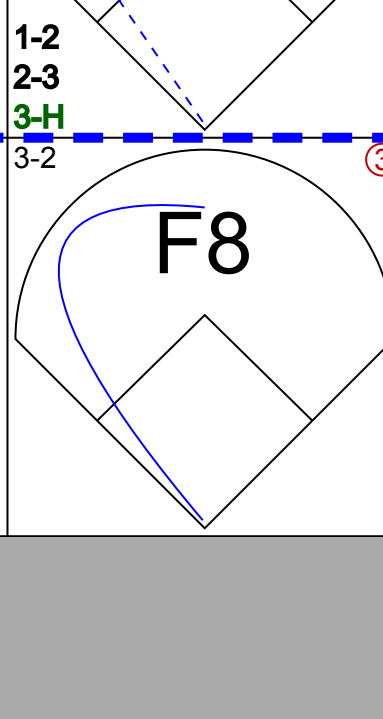

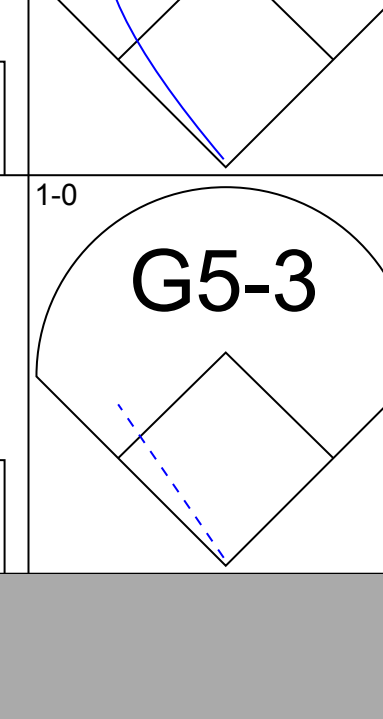
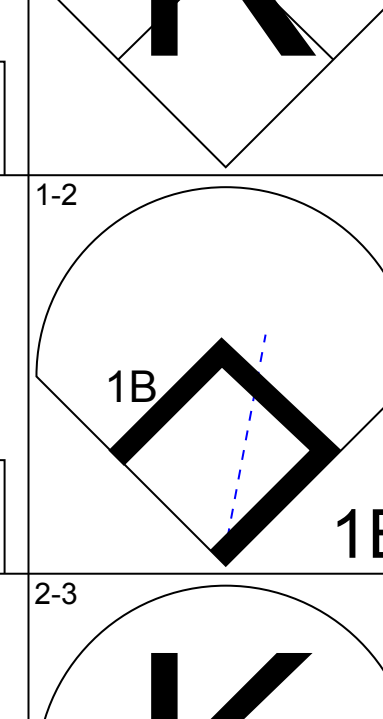


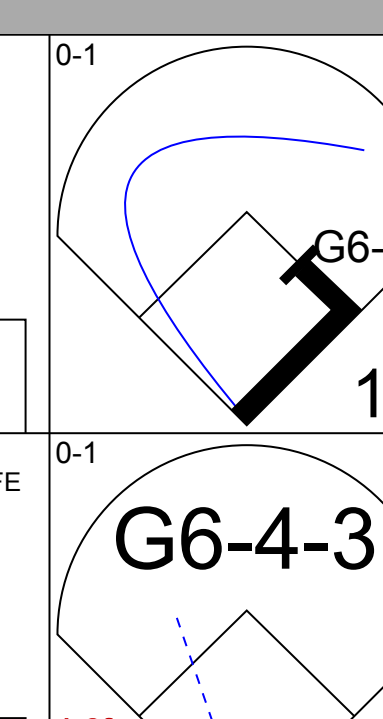
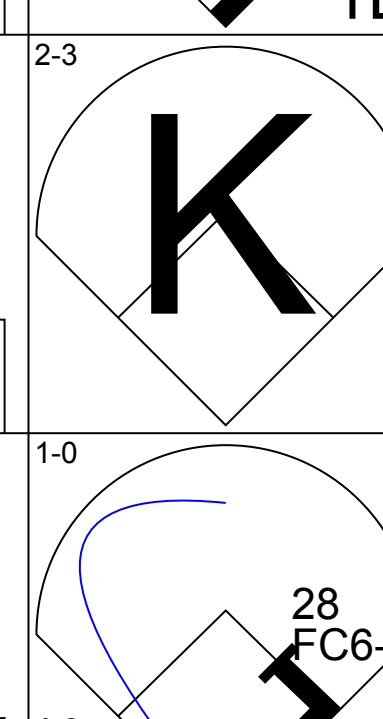


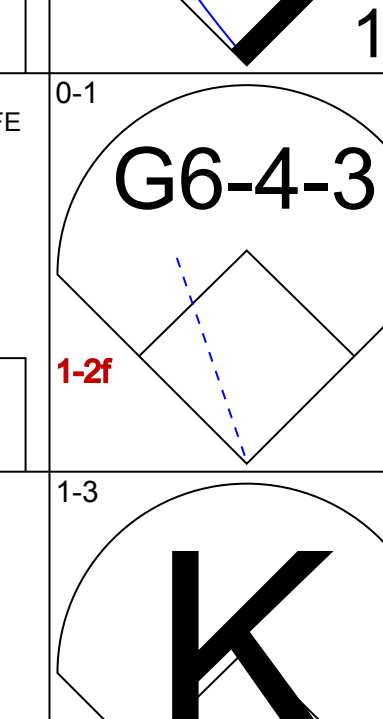
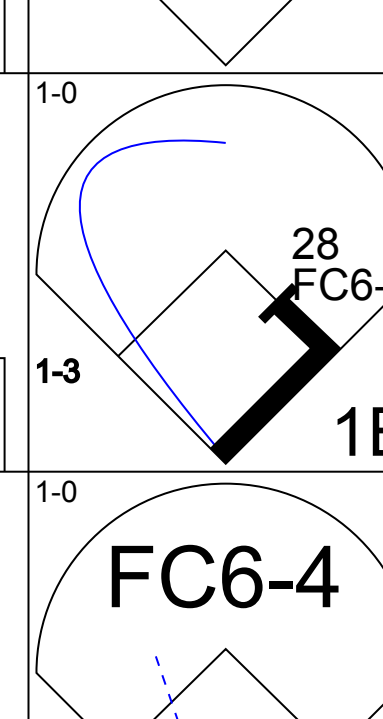
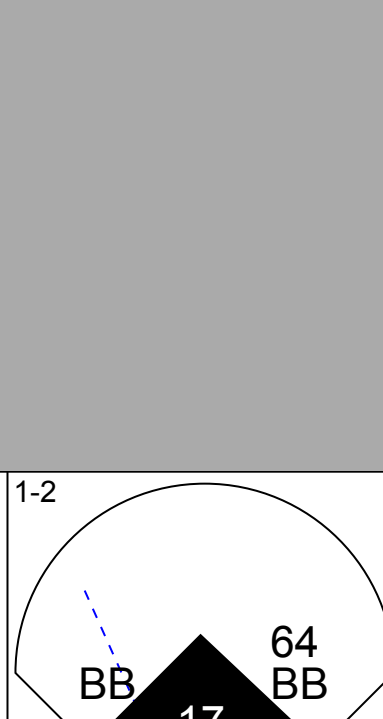
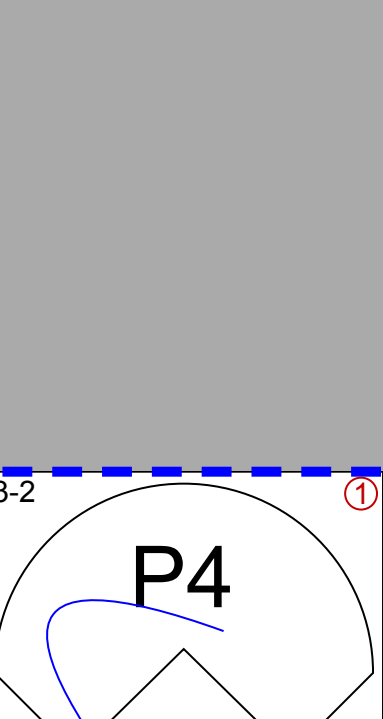
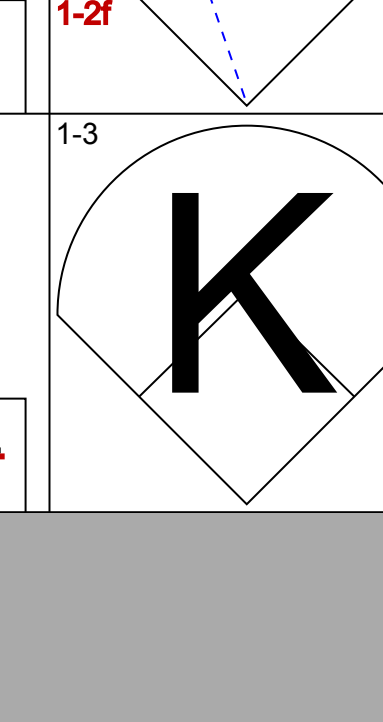
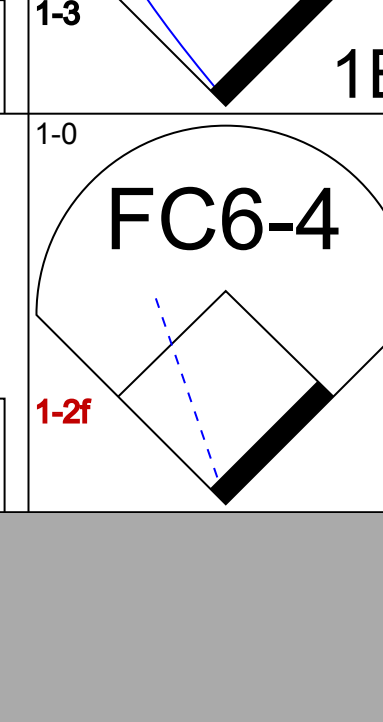
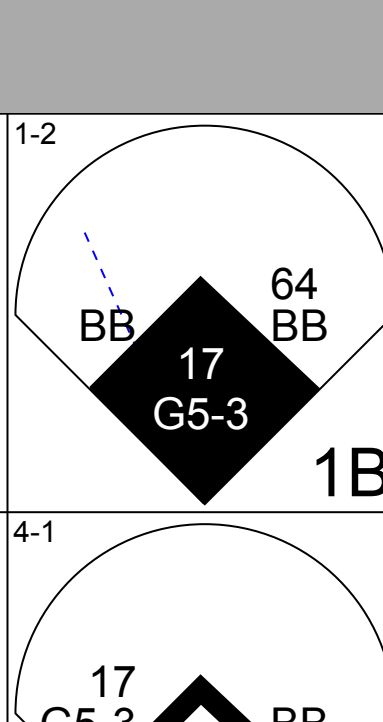
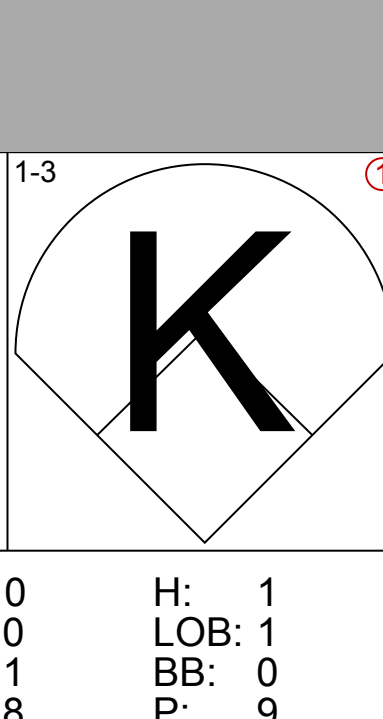
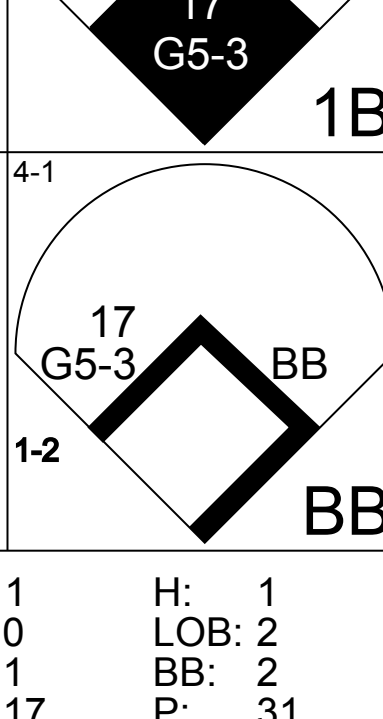
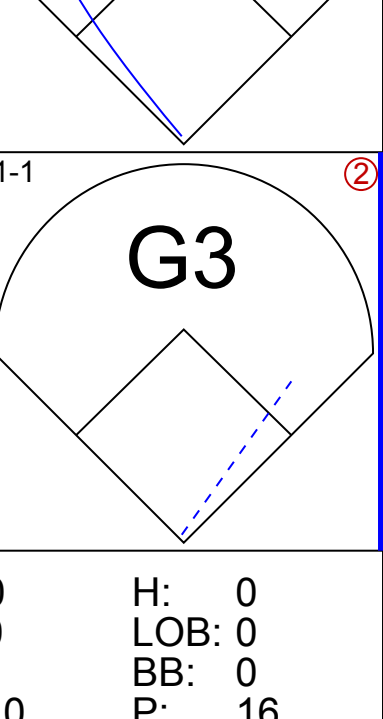


| Batter | 1 | 2 | 3 | 4 | 5 | 6 | 7 | 8 | 9 | AB | R | H | RBI | BB | SO | LOB | TOP | | | | | | | | | | |
|--|---|--|--|---|------------------------------|--|---|--|---|----------------------------------|------------------------------|---------------------------------|-------------------------------|----------------------------------|------------------------------|----------------------------------|----------------------------------|------------------------------------|--|--|--|--|--|--|--|--|--|
| Marcus Giles, R OBP: 0.335, SLG: 0.356 Tyler Yates, R (8, 1) |  | | G6-3  | | | G5-3  | | F9  | | 4 | 0 | 0 | 0 | 0 | 1 | 2 | | | | | | | | | | | |
| 11 Edgar Renteria, R OBP: 0.396, SLG: 0.458 | F8  | | K  | | | K  | | K  | | 4 | 0 | 0 | 0 | 0 | 3 | 2 | | | | | | | | | | | |
| 10 Chipper Jones, S OBP: 0.391, SLG: 0.456 | HR  | | K  | | | K  | | | K  | 4 | 1 | 1 | 0 | 0 | 3 | 0 | | | | | | | | | | | |
| Andruw Jones, R OBP: 0.342, SLG: 0.535 | HR  | | | F8  | | | F7  | | F8  | 4 | 1 | 1 | 2 | 0 | 0 | 0 | | | | | | | | | | | |
| Adam LaRoche, L OBP: 0.338, SLG: 0.495 | F7  | | | F7  | | | F8  | | 2B  | 4 | 0 | 1 | 0 | 0 | 0 | 0 | | | | | | | | | | | |
| 7 Jeff Francoeur, R OBP: 0.287, SLG: 0.440 | | K  | | G6-3  | | | K  | | K  | 4 | 0 | 0 | 0 | 0 | 3 | 1 | | | | | | | | | | | |
| 16 Brian McCann, L OBP: 0.411, SLG: 0.565 | | 1B  | | | | | G3-6-1  | | 1B  | 3 | 0 | 3 | 0 | 0 | 0 | 0 | | | | | | | | | | | |
| Ryan Langerhans, L OBP: 0.335, SLG: 0.386 | | F8  | | | | | G3-6-1  | | BB  | 2 | 0 | 0 | 0 | 1 | 0 | 2 | | | | | | | | | | | |
| Jorge Sosa, R OBP: 0.211, SLG: 0.471 54 Chad Fierstein, R 49 Macay McBride, L Oscar Villarreal, L Wilson Betemit, S OBP: 0.340, SLG: 0.500 | | K  | | | | | K  | | G3  | 2 | 0 | 0 | 0 | 0 | 2 | 1 | | | | | | | | | | | |
| Inning Stats | R: 2 E: 0 K: 1 S: 9 | H: 2 LOB: 0 BB: 0 P: 14 | R: 0 E: 0 K: 2 S: 13 | H: 1 LOB: 1 BB: 0 P: 18 | R: 0 E: 0 K: 2 S: 9 | H: 0 LOB: 0 BB: 0 P: 10 | R: 0 E: 0 K: 0 S: 9 | H: 0 LOB: 0 BB: 0 P: 13 | R: 0 E: 0 K: 1 S: 8 | H: 1 LOB: 0 BB: 0 P: 11 | R: 0 E: 0 K: 2 S: 6 | H: 0 LOB: 0 BB: 0 P: 6 | R: 0 E: 0 K: 1 S: 11 | H: 1 LOB: 2 BB: 1 P: 17 | R: 0 E: 0 K: 2 S: 9 | H: 1 LOB: 1 BB: 0 P: 14 | 1B: 4 2B: 1 3B: 0 HR: 1 | SF: 0 SAC: 0 DP: 1 HBP: 0 | WP: 0 PA: 33 PB: 0 SB: 0 CS: 0 | | | | | | | | |
| PITCHER | IP | WLS | BF | H | R | ER | SO | BB | IBB | HBP | BLK | WP | HR | S | P | ERA | WHIP | | | | | | | | | | |
| 64 Fernando Nieve, R ERA: 4.85 | 7.1 | W | 27 | 5 | 2 | 2 | 9 | 1 | 0 | 0 | 0 | 0 | 1 | 69 | 96 | 2.46 | 0.818 | | | | | | | | | | |
| Chad Qualls, R ERA: 3.79 | 0.2 | | 2 | 0 | 0 | 0 | 1 | 0 | 0 | 0 | 0 | 0 | 0 | 4 | 4 | 0.00 | 0.000 | | | | | | | | | | |
| Russ Springer, R ERA: 3.27 | 1.0 | | 4 | 1 | 0 | 0 | 2 | 0 | 0 | 0 | 0 | 0 | 0 | 9 | 14 | 0.00 | 1.000 | | | | | | | | | | |

Atlanta Braves @ Houston Astros
Minute Maid Park, Houston, TX
Fri Jun 09 2006, 7:05 PM CDT
Att: 37,097 - Roof Closed - 73 F

AB 32
R 2
H 6
RBI 2
BB 1
SO 12
LOB 10



| Batter | 1 | 2 | 3 | 4 | 5 | 6 | 7 | 8 | 9 | AB | R | H | RBI | BB | SO | LOB | BOTTOM | | | | | | | | | | |
|---|---|---|---|--|------------------------------|---|-------------------------------|---|-------------------------------|----------------------------------|-------------------------------|----------------------------------|------------------------------|---------------------------------|-------------------------------|----------------------------------|----------------------------------|------------------------------------|--|--|--|--|--|--|--|--|--|
| Craig Biggio, R OBP: 0.345, SLG: 0.458 Russ Springer, R (9, 1) | HR  | | G6-3  | | | K  | | K  | | 5 | 2 | 2 | 1 | 0 | 2 | 2 | | | | | | | | | | | |
| Mike Lamb, L OBP: 0.420, SLG: 0.574 | HR  | | 2B  | | | BB  | | BB  | | 3 | 2 | 3 | 1 | 1 | 0 | 0 | | | | | | | | | | | |
| 17 Lance Berkman, S OBP: 0.383, SLG: 0.618 | K  | | G1-3  | | | BB  | | G5-3  | | 3 | 1 | 0 | 1 | 1 | 1 | 3 | | | | | | | | | | | |
| Morgan Ensberg, R OBP: 0.380, SLG: 0.562 4 Eric Bruntlett, R OBP: 0.377, SLG: 0.379 | F9  | | | K  | | SF7  | | F8  | | 3 | 0 | 0 | 1 | 0 | 1 | 2 | | | | | | | | | | | |
| Preston Wilson, R OBP: 0.309, SLG: 0.405 | G5-3  | | | 1B  | | 2B  | | G6-3  | | 4 | 1 | 2 | 2 | 0 | 0 | 0 | | | | | | | | | | | |
| 2 Chris Burke, R OBP: 0.347, SLG: 0.442 | | G6-4-3  | | K  | | 1B  | | K  | | 4 | 0 | 2 | 1 | 0 | 2 | 1 | | | | | | | | | | | |
| Brad Ausmus, R OBP: 0.374, SLG: 0.376 | | G6-4-3  | | 1B  | | G5-3  | | G4-3  | | 4 | 0 | 1 | 0 | 0 | 0 | 2 | | | | | | | | | | | |
| 28 Adam Everett, R OBP: 0.268, SLG: 0.302 | | K  | | FC6-4  | | | | BB  | | 4 | 1 | 1 | 0 | 0 | 1 | 2 | | | | | | | | | | | |
| 64 Fernando Nieve, R OBP: 0.250, SLG: 0.143 Chad Qualls, R Orlando Palmeiro, L OBP: 0.280, SLG: 0.281 Willy Taveras, R OBP: 0.312, SLG: 0.307 | | | K  | | | G5-3  | | G3  | | 2 | 0 | 0 | 0 | 1 | 1 | 0 | | | | | | | | | | | |
| Inning Stats | R: 2 E: 0 K: 1 S: 9 | H: 2 LOB: 0 BB: 0 P: 15 | R: 0 E: 0 K: 1 S: 7 | H: 1 LOB: 0 BB: 0 P: 8 | R: 0 E: 0 K: 1 S: 8 | H: 1 LOB: 1 BB: 0 P: 9 | R: 0 E: 0 K: 2 S: 11 | H: 2 LOB: 2 BB: 0 P: 19 | R: 4 E: 0 K: 0 S: 18 | H: 4 LOB: 1 BB: 1 P: 30 | R: 1 E: 0 K: 1 S: 17 | H: 1 LOB: 2 BB: 2 P: 31 | R: 0 E: 0 K: 1 S: 6 | H: 0 LOB: 0 BB: 0 P: 8 | R: 0 E: 0 K: 1 S: 10 | H: 0 LOB: 0 BB: 0 P: 16 | 1B: 7 2B: 2 3B: 0 HR: 2 | SF: 1 SAC: 0 DP: 1 HBP: 0 | WP: 0 PA: 37 PB: 0 SB: 0 CS: 0 | | | | | | | | |
| PITCHER | IP | WLS | BF | H | R | ER | SO | BB | IBB | HBP | BLK | WP | HR | S | P | ERA | WHIP | | | | | | | | | | |
| Jorge Sosa, R ERA: 5.58 | 4.2 | L | 24 | 10 | 6 | 6 | 5 | 1 | 0 | 0 | 0 | 0 | 2 | 52 | 79 | 11.57 | 2.357 | | | | | | | | | | |
| 54 Chad Fierstein, R ERA: 2.93 | 0.2 | | 4 | 1 | 1 | 1 | 1 | 1 | 0 | 0 | 0 | 0 | 0 | 10 | 17 | 13.50 | 3.000 | | | | | | | | | | |
| 49 Macay McBride, L ERA: 4.15 | 0.1 | | 2 | 0 | 0 | 0 | 0 | 1 | 0 | 0 | 0 | 0 | 0 | 3 | 8 | 0.00 | 3.000 | | | | | | | | | | |
| Oscar Villarreal, R ERA: 4.6 | 1.1 | | 4 | 0 | 0 | 0 | 1 | 0 | 0 | 0 | 0 | 0 | 0 | 11 | 16 | 0.00 | 0.000 | | | | | | | | | | |
| Tyler Yates, R ERA: 6.23 | 1.0 | | 3 | 0 | 0 | 0 | 1 | 0 | 0 | 0 | 0 | 0 | 0 | 10 | 16 | 0.00 | 0.000 | | | | | | | | | | |

Atlanta Braves @ Houston Astros
Minute Maid Park, Houston, TX
Fri Jun 09 2006, 7:05 PM CDT
Att: 37,097 - Roof Closed - 73 F

AB 33
R 7
H 11
RBI 7
BB 3
SO 8
LOB 12



| Batter | 1 | 2 | 3 | 4 | 5 | 6 | 7 | 8 | 9 | AB | R | H | RBI | BB | SO | LOB | TOP | | | |
|---|---|----------------------------------|-------------------------------|----------------------------------|-------------------------------|----------------------------------|------------------------------|----------------------------------|-------------------------------|----------------------------------|------------------------------|---------------------------------|-------------------------------|----------------------------------|------------------------------|----------------------------------|----------------------------------|------------------------------------|----------------------------------|--------|
| Marcus Giles, R OBP: 0.328, SLG: 0.349 | (1,4) C K | (1,1) C G5-3 | | (3,2) C G1-3 | | | (1,1) C F9 | | (2,3) C K | 5 | 0 | 0 | 0 | 0 | 2 | 3 | | | | |
| 11 Edgar Renteria, R OBP: 0.403, SLG: 0.491 | (1,6) X 10 1B | | (3,3) C K | | (1,0) B HR | | (0,1) C 10 G4-6-3 1B | | (0,2) C 1B | 5 | 1 | 4 | 1 | 0 | 1 | 0 | | | | |
| 10 Chipper Jones, S OBP: 0.388, SLG: 0.471 | (1,5) F G6-4-3 1B | | (1,0) B HR | | (2,3) C K | | (0,0) X G4-6-3 1-2 | | (1,0) B F8 | 5 | 1 | 2 | 1 | 0 | 1 | 2 | | | | |
| Andruw Jones, R OBP: 0.333, SLG: 0.519 Ryan Langerhans, L OBP: 0.333, SLG: 0.383 | (1,8) X G6-4-3 1-2 | | (2,3) C K | | (1,2) C G6-3 | | | (0,1) C 1B 1B | | 3 | 0 | 0 | 0 | 0 | 1 | 2 | | | | |
| 7 Jeff Francoeur, R OBP: 0.266, SLG: 0.453 | | (0,1) X G6-3 3B | | (0,0) B HR | | (1,2) C F8 | | (0,3) C K | | 4 | 2 | 2 | 1 | 0 | 1 | 1 | | | | |
| 23 Matt Diaz, R OBP: 0.341, SLG: 0.517 | | (0,2) F P3 | | (2,2) C F8 | | | (0,1) C FC5-4 1B | | (0,3) C K | 4 | 0 | 1 | 0 | 0 | 1 | 2 | | | | |
| Brian Jordan, R OBP: 0.276, SLG: 0.359 | | (3,2) B G6-3 | | (0,1) C G6-3 | | (0,1) F FC5-4 1-2 | | (2,0) B 1B | | 4 | 0 | 1 | 1 | 0 | 0 | 1 | | | | |
| 16 Brian McCann, L OBP: 0.405, SLG: 0.546 Todd Pratt, R OBP: 0.277, SLG: 0.278 | (1,2) B BB (8, PH) BB | (4,2) B BB | | (2,0) C G3-1 | | (1,3) C K | | (1,2) C F8 | | 2 | 0 | 0 | 0 | 1 | 1 | 1 | | | | |
| Horacio Ramirez, L Oscar Villarreal, L 4 Paul Quiroz, L 54 Chad Paronto, R 49 Macay McBride, L Wilson Adams, S Chris Reitsma, R Tyler Yates, R Mike Remlinger, L Adam LaRoche, L | (4,1) B BB 1-2 BB | | | (4,0) B BB | | (0,1) C FC6-4 1-2 | | (0,0) X L6 | | 0 | 0 | 0 | 0 | 0 | 0 | 0 | | | | |
| Inning Stats | R: 0 E: 0 K: 1 S: 7 | H: 2 LOB: 1 BB: 0 P: 10 | R: 1 E: 0 K: 0 S: 15 | H: 1 LOB: 2 BB: 2 P: 27 | R: 2 E: 0 K: 2 S: 11 | H: 2 LOB: 0 BB: 0 P: 19 | R: 0 E: 0 K: 0 S: 6 | H: 0 LOB: 1 BB: 1 P: 15 | R: 1 E: 0 K: 1 S: 10 | H: 1 LOB: 1 BB: 0 P: 10 | R: 0 E: 0 K: 0 S: 5 | H: 1 LOB: 0 BB: 0 P: 6 | R: 0 E: 0 K: 2 S: 14 | H: 2 LOB: 2 BB: 0 P: 17 | R: 0 E: 0 K: 1 S: 9 | H: 1 LOB: 1 BB: 0 P: 12 | 1B: 7 2B: 0 3B: 1 HR: 3 | SF: 0 SAC: 0 DP: 2 HBP: 0 | WP: 0 PB: 0 SB: 0 CS: 0 | PA: 39 |
| PITCHER | IP WLS BF H R ER SO BB IBB HBP BLK WP HR S P ERA WHIP | | | | | | | | | | | | | | | | | | | |
| 51 Wandy Rodriguez, L ERA: 4.48 | (1,1) 6.0 W 27 7 4 4 5 3 0 0 0 0 0 3 58 96 6.00 1.667 | | | | | | | | | | | | | | | | | | | |
| 43 Chris Sampson, R ERA: 2.03 | (7,1) 1.0 3 1 0 0 0 0 0 0 0 0 0 5 6 0.00 1.000 | | | | | | | | | | | | | | | | | | | |
| Trever Miller, L ERA: 4.67 | (8,1) 0.2 3 1 0 0 2 0 0 0 0 0 0 9 9 0.00 1.500 | | | | | | | | | | | | | | | | | | | |
| Philip Barzilla, L ERA: | (8,1) 0.1 2 1 0 0 0 0 0 0 0 0 0 5 8 0.00 3.000 | | | | | | | | | | | | | | | | | | | |
| Dave Borkowski, R ERA: 3.94 | (9,1) 1.0 4 1 0 0 1 0 0 0 0 0 0 9 12 0.00 1.000 | | | | | | | | | | | | | | | | | | | |

Atlanta Braves @ Houston Astros
Minute Maid Park, Houston, TX
Sun Jun 11 2006, 1:05 PM CDT
Att: 39,523 - Roof Closed - 73 F

AB 36
R 4
H 11
RBI 4
BB 3
SO 8
LOB 15



| Batter | 1 | 2 | 3 | 4 | 5 | 6 | 7 | 8 | 9 | AB | R | H | RBI | BB | SO | LOB | BOTTOM | | | |
|--|--|----------------------------------|----------------------------------|----------------------------------|-------------------------------|---|-------------------------------|----------------------------------|-------------------------------|----------------------------------|-------------------------------|----------------------------------|------------------------------|---------------------------------|------------------------------|----------------------------------|-----------------------------------|------------------------------------|----------------------------------|--------|
| Craig Biggio, R 43 Chris Sampson, R Trever Miller, L Philip Barzilla, L Orlando Palmeiro, L Dave Borkowski, R | (1,4) F 17 BB 2 1B G3 | (0,1) C G6-3 17 1B | (1,2) C 1B | | | (0,0) B FC5-4 1B HBP 1-2 | | (0,3) C K | | 4 | 2 | 3 | 1 | 1 | 0 | 1 | | | | |
| Mike Lamb, L OBP: 0.402, SLG: 0.545 | (1,5) B K | (2,2) C G6-3 | (2,0) B SF8 | | (2,3) C K | (0,0) C HBP 1-2 | | (0,0) X G6-3 | | 5 | 0 | 1 | 1 | 0 | 2 | 5 | | | | |
| 2 Chris Burke, R Willy Taveras, R | (1,8) B G3 17 BB 16 HR 1B | (2,0) B 17 1B 17 E HBP | (3,3) C P4 | | | (1,0) B 15 1B 16 1B 17 1B 18 1B 19 1B 20 1B 21 1B 22 1B 23 1B 24 1B 25 1B 26 1B 27 1B 28 1B 29 1B 30 1B | | (0,0) C G6-3 | | 2 | 2 | 1 | 0 | 0 | 0 | 1 | | | | |
| 17 Lance Berkman, S OBP: 0.388, SLG: 0.615 | (1,3) B 16 G3 1-2 HR 2-3 BB | (0,0) X E9 | | (2,0) C G3 | | (0,0) B L9 | | | | 4 | 2 | 2 | 1 | 1 | 0 | 3 | | | | |
| Preston Wilson, R OBP: 0.310, SLG: 0.397 | (1,7) S G3 | (2,2) B BB | | (3,3) C K | | (2,0) B 16 2B 1-2 HR 2-3 1B | | (1,0) C F8 | | 4 | 1 | 1 | 1 | 1 | 1 | 2 | | | | |
| 16 Jason Lane, R OBP: 0.341, SLG: 0.403 | (1,9) F HR | (1,1) C P3 | | (2,3) C K | | (2,2) B HR 2B | | (3,2) C G4-6-3 1B | | 5 | 2 | 3 | 5 | 0 | 1 | 2 | | | | |
| Eric Munson, L OBP: 0.315, SLG: 0.431 | (1,2) X L8 | | (2,2) C HR | | (1,3) C K | (0,0) B HR | | (0,0) C G4-6-3 1-2 | | 5 | 2 | 2 | 4 | 0 | 1 | 1 | | | | |
| 28 Adam Everett, R OBP: 0.272, SLG: 0.298 | | (0,1) C G6-3 | (0,2) C 1B 51 SH5-4 SF8 1B | | (4,2) B 51 SH1-4 BB | (0,1) C P3 | | (1,0) C F9 | | 4 | 1 | 1 | 0 | 1 | 0 | 0 | | | | |
| 51 Wandy Rodriguez, S OBP: 0.111, SLG: 0.077 4 Eric Bruntlett, R OBP: 0.392, SLG: 0.388 | (1,1) C 2B 1B (7,4) C BB | (0,1) C 1B | (0,0) C SH5-4 | | (1,1) C SH1-4 | (3,1) C FC5-4 1B | | (4,0) C BB | | 1 | 1 | 1 | 0 | 0 | 0 | 0 | | | | |
| Inning Stats | R: 4 E: 0 K: 1 S: 12 | H: 3 LOB: 0 BB: 1 P: 23 | R: 3 E: 1 K: 0 S: 16 | H: 3 LOB: 2 BB: 1 P: 25 | R: 2 E: 0 K: 0 S: 13 | H: 3 LOB: 1 BB: 0 P: 18 | R: 0 E: 0 K: 2 S: 10 | H: 0 LOB: 0 BB: 0 P: 17 | R: 0 E: 0 K: 2 S: 14 | H: 0 LOB: 2 BB: 2 P: 26 | R: 5 E: 0 K: 0 S: 19 | H: 7 LOB: 3 BB: 0 P: 33 | R: 0 E: 0 K: 0 S: 5 | H: 1 LOB: 1 BB: 0 P: 9 | R: 0 E: 0 K: 1 S: 5 | H: 0 LOB: 1 BB: 1 P: 10 | 1B: 12 2B: 2 3B: 0 HR: 3 | SF: 1 SAC: 2 DP: 1 HBP: 2 | WP: 0 PB: 0 SB: 0 CS: 0 | PA: 47 |
| PITCHER | IP WLS BF H R ER SO BB IBB HBP BLK WP HR S P ERA WHIP | | | | | | | | | | | | | | | | | | | |
| Horacio Ramirez, L ERA: 5.08 | (1,1) 1.2 L 13 6 7 6 1 1 0 0 0 0 0 1 25 40 13.50 4.200 | | | | | | | | | | | | | | | | | | | |
| Oscar Villarreal, R ERA: 4.99 | (2,1) 1.1 8 3 2 2 0 1 0 0 0 0 0 1 16 26 13.50 3.000 | | | | | | | | | | | | | | | | | | | |
| 54 Chad Paronto, R ERA: 2.65 | (4,1) 1.2 7 0 0 0 3 2 0 0 0 0 0 21 38 0.00 1.200 | | | | | | | | | | | | | | | | | | | |
| 49 Macay McBride, L ERA: 4.08 | (5,1) 0.1 1 0 0 0 1 0 0 0 0 0 0 3 5 0.00 0.000 | | | | | | | | | | | | | | | | | | | |
| Chris Reitsma, R ERA: 9.11 | (6,1) 0.2 10 7 5 5 0 0 0 1 0 0 1 17 29 67.50 10.500 | | | | | | | | | | | | | | | | | | | |
| PITCHER | IP WLS BF H R ER SO BB IBB HBP BLK WP HR S P ERA WHIP | | | | | | | | | | | | | | | | | | | |
| Tyler Yates, R ERA: 4.78 | (6,1) 1.1 4 1 0 0 0 1 0 0 0 0 0 5 10 0.00 0.750 | | | | | | | | | | | | | | | | | | | |
| Mike Remlinger, L ERA: 3.2 | (8,1) 1.0 4 0 0 0 1 1 0 0 0 0 0 5 10 0.00 1.000 | | | | | | | | | | | | | | | | | | | |

Atlanta Braves @ Houston Astros
Minute Maid Park, Houston, TX
Sun Jun 11 2006, 1:05 PM CDT
Att: 39,523 - Roof Closed - 73 F

AB 37
R 14
H 17
RBI 13
BB 5
SO 6
LOB 16



| Batter | 1 | 2 | 3 | 4 | 5 | 6 | 7 | 8 | 9 | AB | R | H | RBI | BB | SO | LOB | TOP | | | | | |
|---|---|---|---|---|---|---|---|---|---|---|---|---|---|---|---|---|---|---|---|---|---|---|
| Marcus Giles, R (1,4) OBP: 0.326, SLG: 0.346 | 0-2 10 S 1B | | 1-0 G6-3 1 | | 1-0 P4 1 | | 1-3 K 2 | | 2-2 G6-3 3 | 5 | 0 | 1 | 0 | 0 | 1 | 0 | Atlanta Braves @ Florida Marlins Dolphin Stadium, Miami, FL Tue Jun 13 2006, 7:05 PM EDT Att: 6,940 - Cloudy - 88 F livebaseballscores.com | | | | | |
| 11 Edgar Renteria, R (1,6) OBP: 0.401, SLG: 0.487 | 2-2 F9 1 | | 2-3 K 2 | | 2-1 L9 2 | | 0-2 1B 3 | | | 4 | 0 | 1 | 0 | 0 | 1 | 1 | | | | | | |
| 10 Chipper Jones, S (1,5) OBP: 0.386, SLG: 0.467 | 3-3 K 2 | | 1-0 1B 3 | | 3-2 F8 3 | | 0-3 K 3 | | | 4 | 0 | 1 | 0 | 0 | 2 | 2 | | | | | | |
| Andruw Jones, R (1,8) OBP: 0.332, SLG: 0.515 | 2-2 K 3 | | 2-3 K 3 | | | 0-0 7 1B 1B | | 3-2 P2 1 | | 4 | 1 | 1 | 0 | 0 | 2 | 2 | | | | | | |
| 16 Brian McCann, L (1,2) | | 0-2 23 WP 1B | | 0-2 2B 1 | | 0-0 G4-6-3 7 1B 1B | | 4-0 BB 2 | | 3 | 0 | 3 | 0 | 1 | 0 | 0 | | | | | | |
| 7 Jeff Francoeur, R (1,9) OBP: 0.266, SLG: 0.450 | | 1-1 L9 1 | | 3-3 K 1 | | 0-0 G4-6-3 1B | | 0-0 L8 2 | | 4 | 0 | 1 | 1 | 0 | 1 | 3 | | | | | | |
| Adam LaRoche, L (1,3) OBP: 0.336, SLG: 0.481 | | 4-2 23 WP BB | | 2-2 F8 2 | | 1-1 G4-6-3 1B | | 2-3 K 3 | | 2 | 0 | 0 | 0 | 1 | 0 | 3 | | | | | | |
| Brian Jordan, R (8,PH) OBP: 0.273, SLG: 0.354 | | 1-2 BB | | 1-2 2-3 | | 1-2 2-3 | | | | 1 | 0 | 0 | 0 | 0 | 1 | 1 | | | | | | |
| 23 Matt Diaz, R (1,7) OBP: 0.347, SLG: 0.506 | | 2-3 K 2 | | 4-0 IBB | | 0-0 F9 3 | | 4-1 G3-6-3 BB | | 2 | 0 | 0 | 0 | 2 | 1 | 3 | | | | | | |
| 29 John Smoltz, R (1,1) OBP: 0.172, SLG: 0.185 | | 2-3 K 3 | | 3-2 G4-3 3 | | 2-1 G6-3 1 | | 0-2 G3-6-3 1-2 | | 2 | 0 | 0 | 0 | 0 | 1 | 4 | | | | | | |
| 4 Pete Orr, L (7,PH) OBP: 0.234, SLG: 0.323 | | | | | | | | | | 1 | 0 | 0 | 0 | 0 | 0 | 0 | | | | | | |
| Tyler Yates, R (7,1) Mike Remlinger, L (8,1) Wilson Betemit, S (9,PH) OBP: 0.348, SLG: 0.519 | | | | | | | | | | 0 | 0 | 0 | 0 | 0 | 0 | 0 | | | | | | |
| Inning Stats | R: 0 E: 0 K: 2 S: 12 | H: 1 LOB: 1 BB: 0 P: 19 | R: 0 E: 0 K: 2 S: 15 | H: 1 LOB: 2 BB: 1 P: 24 | R: 0 E: 0 K: 1 S: 9 | H: 1 LOB: 1 BB: 0 P: 15 | R: 0 E: 0 K: 1 S: 13 | H: 0 LOB: 0 BB: 0 P: 25 | R: 1 E: 0 K: 0 S: 6 | H: 3 LOB: 1 BB: 0 P: 7 | R: 0 E: 0 K: 2 S: 13 | H: 1 LOB: 1 BB: 0 P: 16 | R: 0 E: 0 K: 1 S: 8 | H: 0 LOB: 1 BB: 1 P: 17 | R: 0 E: 0 K: 0 S: 7 | H: 0 LOB: 0 BB: 1 P: 13 | 1B: 7 2B: 1 3B: 0 HR: 0 | SF: 0 SAC: 0 DP: 2 HBP: 0 | WP: 1 PB: 0 SB: 1 CS: 0 | PA: 37 | | |
| PITCHER | IP WLS BF H R ER SO BB IBB HBP BLK WP HR S P ERA WHIP | IP WLS BF H R ER SO BB IBB HBP BLK WP HR S P ERA WHIP | IP WLS BF H R ER SO BB IBB HBP BLK WP HR S P ERA WHIP | IP WLS BF H R ER SO BB IBB HBP BLK WP HR S P ERA WHIP | IP WLS BF H R ER SO BB IBB HBP BLK WP HR S P ERA WHIP | IP WLS BF H R ER SO BB IBB HBP BLK WP HR S P ERA WHIP | IP WLS BF H R ER SO BB IBB HBP BLK WP HR S P ERA WHIP | IP WLS BF H R ER SO BB IBB HBP BLK WP HR S P ERA WHIP | IP WLS BF H R ER SO BB IBB HBP BLK WP HR S P ERA WHIP | IP WLS BF H R ER SO BB IBB HBP BLK WP HR S P ERA WHIP | IP WLS BF H R ER SO BB IBB HBP BLK WP HR S P ERA WHIP | IP WLS BF H R ER SO BB IBB HBP BLK WP HR S P ERA WHIP | IP WLS BF H R ER SO BB IBB HBP BLK WP HR S P ERA WHIP | IP WLS BF H R ER SO BB IBB HBP BLK WP HR S P ERA WHIP | IP WLS BF H R ER SO BB IBB HBP BLK WP HR S P ERA WHIP | IP WLS BF H R ER SO BB IBB HBP BLK WP HR S P ERA WHIP | IP WLS BF H R ER SO BB IBB HBP BLK WP HR S P ERA WHIP | IP WLS BF H R ER SO BB IBB HBP BLK WP HR S P ERA WHIP | IP WLS BF H R ER SO BB IBB HBP BLK WP HR S P ERA WHIP | IP WLS BF H R ER SO BB IBB HBP BLK WP HR S P ERA WHIP | IP WLS BF H R ER SO BB IBB HBP BLK WP HR S P ERA WHIP | IP WLS BF H R ER SO BB IBB HBP BLK WP HR S P ERA WHIP |

Atlanta Braves @ Florida Marlins
 Dolphin Stadium, Miami, FL
 Tue Jun 13 2006, 7:05 PM EDT
 Att: 6,940 - Cloudy - 88 F

AB 33
 R 1
 H 8
 RBI 1
 BB 4
 SO 10
 LOB 20



| Batter | 1 | 2 | 3 | 4 | 5 | 6 | 7 | 8 | 9 | AB | R | H | RBI | BB | SO | LOB | BOTTOM | | | | | |
|---|---|---|---|---|---|---|---|---|---|---|---|---|---|---|---|---|---|---|---|---|---|---|
| 2 Hanley Ramirez, R (1,6) OBP: 0.355, SLG: 0.434 | 2-1 F7 1 | | 2-3 K 3 | | 1-3 K 3 | | | 1 SAFE 1-3 K 1 | | 4 | 0 | 0 | 0 | 0 | 3 | 2 | Atlanta Braves @ Florida Marlins Dolphin Stadium, Miami, FL Tue Jun 13 2006, 7:05 PM EDT Att: 6,940 - Cloudy - 88 F livebaseballscores.com | | | | | |
| 6 Dan Uggla, R (1,4) OBP: 0.365, SLG: 0.508 | 1-2 G5-3 2 | | | 4-2 17 G3-6-3 BB | | 0-2 12 CS 1B | | 1-0 2B 2 | | 3 | 0 | 2 | 1 | 1 | 0 | 0 | | | | | | |
| 17 Mike Jacobs, L (1,3) Joe Borowski, R (9,1) | 2-0 HR | | 1-2 G3-6-3 1-2 | | 0-0 F8 1 | | 0-0 F7 2 | | | 4 | 1 | 1 | 1 | 0 | 0 | 3 | | | | | | |
| Miguel Cabrera, R (1,5) OBP: 0.427, SLG: 0.559 | 2-2 F8 3 | | 2-0 F7 3 | | 0-3 K 2 | | 4-0 IBB | | | 3 | 0 | 0 | 0 | 1 | 1 | 1 | | | | | | |
| 12 Cody Ross, R (1,7) OBP: 0.333, SLG: 0.581 | | 2-2 G1-3 1 | | 2-2 4 1B SF8 1B | | 2-1 CS 3 | | 2-3 K 3 | | 4 | 1 | 1 | 0 | 0 | 2 | 2 | | | | | | |
| 27 Jeremy Hermida, L (1,9) OBP: 0.352, SLG: 0.408 | | 2-3 K 2 | | 0-0 F8 1 | | 3-2 G3-1 2 | | | | 3 | 0 | 0 | 0 | 0 | 1 | 1 | | | | | | |
| 4 Alfredo Amezaga, S (1,8) Wes Helms, R (9,3) | | 1-2 F8 3 | | 1-2 55 2B 1B | | 4-1 BB 3 | | | | 2 | 1 | 1 | 0 | 1 | 0 | 0 | | | | | | |
| Miguel Olivo, R (1,2) OBP: 0.306, SLG: 0.447 | | | 0-2 G1-3 1 | | 0-0 SF8 2 | | 0-0 F9 3 | | | 2 | 0 | 0 | 1 | 0 | 0 | 1 | | | | | | |
| 55 Josh Johnson, L (1,1) Randy Messenger, R (7,1) 19 Logan Kensing, R (8,1) 57 Taylor Tankersley, L (8,1) 61 Reggie Abercrombie, R (8,PH) OBP: 0.287, SLG: 0.193 | | | 0-1 L5 2 | | 3-H 0-2 2B | | 4-2 6 2B BB | | | 2 | 0 | 1 | 1 | 0 | 0 | 0 | | | | | | |
| Inning Stats | R: 1 E: 0 K: 0 S: 9 | H: 1 LOB: 0 BB: 0 P: 16 | R: 0 E: 0 K: 1 S: 10 | H: 0 LOB: 0 BB: 0 P: 15 | R: 0 E: 0 K: 1 S: 8 | H: 0 LOB: 0 BB: 0 P: 10 | R: 0 E: 0 K: 0 S: 7 | H: 0 LOB: 0 BB: 1 P: 14 | R: 2 E: 0 K: 1 S: 15 | H: 3 LOB: 1 BB: 0 P: 18 | R: 0 E: 0 K: 1 S: 9 | H: 1 LOB: 0 BB: 0 P: 10 | R: 0 E: 0 K: 1 S: 9 | H: 0 LOB: 1 BB: 1 P: 19 | R: 1 E: 0 K: 2 S: 13 | H: 1 LOB: 2 BB: 2 P: 26 | | 1B: 3 2B: 2 3B: 0 HR: 1 | SF: 1 SAC: 0 DP: 1 HBP: 0 | WP: 0 PB: 0 SB: 0 CS: 1 | PA: 33 | |
| PITCHER | IP WLS BF H R ER SO BB IBB HBP BLK WP HR S P ERA WHIP | IP WLS BF H R ER SO BB IBB HBP BLK WP HR S P ERA WHIP | IP WLS BF H R ER SO BB IBB HBP BLK WP HR S P ERA WHIP | IP WLS BF H R ER SO BB IBB HBP BLK WP HR S P ERA WHIP | IP WLS BF H R ER SO BB IBB HBP BLK WP HR S P ERA WHIP | IP WLS BF H R ER SO BB IBB HBP BLK WP HR S P ERA WHIP | IP WLS BF H R ER SO BB IBB HBP BLK WP HR S P ERA WHIP | IP WLS BF H R ER SO BB IBB HBP BLK WP HR S P ERA WHIP | IP WLS BF H R ER SO BB IBB HBP BLK WP HR S P ERA WHIP | IP WLS BF H R ER SO BB IBB HBP BLK WP HR S P ERA WHIP | IP WLS BF H R ER SO BB IBB HBP BLK WP HR S P ERA WHIP | IP WLS BF H R ER SO BB IBB HBP BLK WP HR S P ERA WHIP | IP WLS BF H R ER SO BB IBB HBP BLK WP HR S P ERA WHIP | IP WLS BF H R ER SO BB IBB HBP BLK WP HR S P ERA WHIP | IP WLS BF H R ER SO BB IBB HBP BLK WP HR S P ERA WHIP | IP WLS BF H R ER SO BB IBB HBP BLK WP HR S P ERA WHIP | IP WLS BF H R ER SO BB IBB HBP BLK WP HR S P ERA WHIP | IP WLS BF H R ER SO BB IBB HBP BLK WP HR S P ERA WHIP | IP WLS BF H R ER SO BB IBB HBP BLK WP HR S P ERA WHIP | IP WLS BF H R ER SO BB IBB HBP BLK WP HR S P ERA WHIP | IP WLS BF H R ER SO BB IBB HBP BLK WP HR S P ERA WHIP | IP WLS BF H R ER SO BB IBB HBP BLK WP HR S P ERA WHIP |

Atlanta Braves @ Florida Marlins
 Dolphin Stadium, Miami, FL
 Tue Jun 13 2006, 7:05 PM EDT
 Att: 6,940 - Cloudy - 88 F

AB 27
 R 4
 H 6
 RBI 4
 BB 4
 SO 7
 LOB 10



| Batter | 1 | 2 | 3 | 4 | 5 | 6 | 7 | 8 | 9 | 10 | AB | R | H | RBI | BB | SO | LOB | TOP | | | |
|---|-------------------------------|----------------------------------|------------------------------|----------------------------------|-------------------------------|----------------------------------|-------------------------------|----------------------------------|------------------------------|---------------------------------|-------------------------------|----------------------------------|------------------------------|----------------------------------|-------------------------------|----------------------------------|-------------------------------|----------------------------------|-----------------------------------|------------------------------------|-----------------|
| Marcus Giles, R OBP: 0.327, SLG: 0.359 (1.4) | G5-3 | | HR | G5-3 | | G5-3 | | | 10 BB, 11 FC1-5 1B | | 5 | 1 | 2 | 1 | 0 | 0 | 1 | | | | |
| 11 Edgar Renteria, R OBP: 0.401, SLG: 0.485 (1.6) | BB 7 1B | | G5-3 | | HR | | K | | FC1-5 10 BB | | 5 | 2 | 2 | 0 | 0 | 1 | 2 | | | | |
| 10 Chipper Jones, S OBP: 0.386, SLG: 0.467 (1.5) | SAFE | | E8 2B | | F9 | | F8 | | BB | | 4 | 0 | 1 | 0 | 1 | 1 | 2 | | | | |
| Andrew Jones, R OBP: 0.333, SLG: 0.510 (1.8) | BB 7 1B | | K | | F8 | | 1B | | K | | 4 | 0 | 1 | 0 | 1 | 2 | 5 | | | | |
| 7 Jeff Francoeur, R OBP: 0.269, SLG: 0.460 (1.9) | 1-2 2-H 1B | | F7 | | HR | | G4-3 | | K | | 5 | 1 | 2 | 3 | 0 | 1 | 5 | | | | |
| 23 Matt Diaz, R OBP: 0.370, SLG: 0.516 (1.7) | L8 | | | | HR | | | | K | | 4 | 1 | 3 | 0 | 0 | 0 | 2 | | | | |
| Brian Jordan, R OBP: 0.222, SLG: 0.349 (8.1) | | | | | HR | | | | | | | | | | | | | | | | |
| Ken Ray, R (8.1) | | | | | | | | | | | | | | | | | | | | | |
| 49 Macay McBride, L Tyler Yates, R 4 Pete Orr, L 16 Brian McCann, L OBP: 0.421, SLG: 0.564 (10.2) | | | | | | | | | | | | | | | | | | | | | |
| Todd Pratt, R OBP: 0.264, SLG: 0.263 Wilson Betemit, S OBP: 0.345, SLG: 0.514 Oscar Villarreal, L Mike Remlinger, L (10.1) | | | | | | | | | | | | | | | | | | | | | |
| John Thomson, R OBP: 0.276, SLG: 0.345 54 Chad Paronto, R Adam LaRoche, L OBP: 0.338, SLG: 0.482 (8.3) | | | | | | | | | | | | | | | | | | | | | |
| Inning Stats | R: 1 E: 0 K: 1 S: 10 | H: 2 LOB: 2 BB: 1 P: 21 | R: 0 E: 0 K: 1 S: 5 | H: 0 LOB: 0 BB: 0 P: 10 | R: 1 E: 1 K: 1 S: 13 | H: 2 LOB: 1 BB: 0 P: 22 | R: 1 E: 0 K: 0 S: 12 | H: 2 LOB: 1 BB: 0 P: 19 | R: 2 E: 0 K: 0 S: 5 | H: 2 LOB: 1 BB: 0 P: 7 | R: 0 E: 0 K: 1 S: 14 | H: 1 LOB: 1 BB: 0 P: 24 | R: 0 E: 0 K: 0 S: 9 | H: 1 LOB: 0 BB: 0 P: 14 | R: 0 E: 0 K: 2 S: 13 | H: 2 LOB: 3 BB: 1 P: 21 | R: 0 E: 0 K: 2 S: 11 | H: 1 LOB: 1 BB: 0 P: 14 | 1B: 10 2B: 1 3B: 0 HR: 2 | SF: 0 SAC: 1 DP: 1 HBP: 1 | WP: 0 PA: 45 |
| PITCHER | IP 7.0 | WLS 32 | BF 9 | H 5 | R 4 | ER 4 | SO 4 | BB 1 | IBB 0 | HBP 0 | BLK 0 | WP 0 | HR 2 | S 71 | P 119 | ERA 5.14 | WHIP 1.429 | | | | |
| Dontrelle Willis, L ERA: 4.39 Matt Herges, R ERA: 5.19 Joe Borowski, R ERA: 3.7 Randy Messenger, R ERA: 3.86 57 Taylor Tankersley, L ERA: 3.86 | 1.0 1.0 0.0 1.0 | WLS 3 6 1 W | BF 3 2 1 3 | H 0 2 0 | R 0 0 0 | ER 0 2 0 0 | SO 0 2 0 2 | BB 0 0 0 0 | IBB 0 0 0 0 | HBP 0 0 0 0 | BLK 0 0 0 0 | WP 0 0 0 0 | HR 0 0 2 9 | S 9 14 3 11 | P 14 21 3 11 | ERA 0.00 0.00 = | WHIP 1.000 3.000 = | | | | |

Atlanta Braves @ Florida Marlins
Dolphin Stadium, Miami, FL
Wed Jun 14 2006, 7:05 PM EDT
Att: 8,097 - Partly Cloudy - 87 F

AB 41
R 5
H 13
RBI 4
BB 2
SO 8
LOB 25



| Batter | 1 | 2 | 3 | 4 | 5 | 6 | 7 | 8 | 9 | 10 | AB | R | H | RBI | BB | SO | LOB | BOTTOM | | | |
|--|---------------------------------|----------------------------------|-------------------------------|----------------------------------|------------------------------|----------------------------------|-------------------------------|----------------------------------|-------------------------------|----------------------------------|------------------------------|----------------------------------|-------------------------------|----------------------------------|------------------------------|---------------------------------|------------------------------|---------------------------------|----------------------------------|------------------------------------|-----------------|
| 2 Hanley Ramirez, R OBP: 0.352, SLG: 0.426 (1.6) | G6-3 | | G6-3 | | BB 6 S | | FC6-4 | | F8 | | 4 | 0 | 0 | 0 | 1 | 0 | 2 | | | | |
| 6 Dan Uggla, R OBP: 0.358, SLG: 0.498 (1.4) | F7 | | G5-3 | | F8 | | | | G1-3 | | 5 | 0 | 0 | 0 | 0 | 0 | 1 | | | | |
| Miguel Cabrera, R OBP: 0.430, SLG: 0.563 61 Reggie Abercrombie, R OBP: 0.281, SLG: 0.343 (1.5) | | | K | | | | | | | | | | | | | | | | | | |
| 12 Cody Ross, R OBP: 0.300, SLG: 0.596 Chris Aquila, R OBP: 0.297, SLG: 0.337 (10, PR) | | | | | | | | | | | | | | | | | | | | | |
| 27 Jeremy Hermida, L OBP: 0.333, SLG: 0.393 (1.9) | | | | | | | | | | | | | | | | | | | | | |
| Wes Helms, R OBP: 0.300, SLG: 0.479 (1.3) | | | | | | | | | | | | | | | | | | | | | |
| 4 Alfredo Amezaga, S OBP: 0.360, SLG: 0.420 (1.8) | | | | | | | | | | | | | | | | | | | | | |
| 20 Matt Treanor, R OBP: 0.283, SLG: 0.274 (1.2) | | | | | | | | | | | | | | | | | | | | | |
| Dontrelle Willis, L ERA: 4.68 Joe Borowski, R ERA: 2.5 Matt Herges, R ERA: 2.93 17 Mike Jacobs, L OBP: 0.205, SLG: 0.462 Randy Messenger, R ERA: 3.86 57 Taylor Tankersley, L ERA: 3.86 (10.1) | | | | | | | | | | | | | | | | | | | | | |
| Inning Stats | R: 0 E: 0 K: 1 S: 8 | H: 0 LOB: 0 BB: 0 P: 13 | R: 1 E: 0 K: 0 S: 12 | H: 2 LOB: 2 BB: 1 P: 20 | R: 0 E: 0 K: 1 S: 7 | H: 0 LOB: 0 BB: 0 P: 10 | R: 1 E: 0 K: 0 S: 10 | H: 1 LOB: 0 BB: 0 P: 17 | R: 0 E: 0 K: 0 S: 11 | H: 0 LOB: 1 BB: 1 P: 19 | R: 0 E: 0 K: 1 S: 7 | H: 1 LOB: 2 BB: 1 P: 17 | R: 3 E: 0 K: 2 S: 21 | H: 3 LOB: 1 BB: 1 P: 35 | R: 0 E: 0 K: 0 S: 7 | H: 0 LOB: 0 BB: 0 P: 9 | R: 1 E: 1 K: 0 S: 3 | H: 1 LOB: 2 BB: 0 P: 7 | 1B: 3 2B: 4 3B: 0 HR: 2 | SF: 1 SAC: 0 DP: 1 HBP: 1 | WP: 0 PA: 41 |
| PITCHER | IP 6.0 | WLS 23 | BF 4 | H 2 | R 2 | ER 3 | SO 3 | BB 2 | IBB 0 | HBP 0 | BLK 0 | WP 0 | HR 1 | S 55 | P 87 | ERA 3.00 | WHIP 1.000 | | | | |
| John Thomson, R ERA: 4.68 54 Chad Paronto, R ERA: 2.5 Ken Ray, R ERA: 2.93 49 Macay McBride, L ERA: 4.0 Tyler Yates, R ERA: 3.86 | 1.0 1.0 1.0 0.1 0.2 | WLS H B | BF 5 7 3 | H 1 3 | R 0 3 | ER 2 3 3 | SO 1 3 2 | BB 0 1 0 | IBB 0 0 0 | HBP 0 0 0 | BLK 0 0 0 | WP 0 0 0 | HR 0 1 2 | S 9 21 2 | P 17 35 2 | ERA 0.00 0.00 0.00 | WHIP 1.000 4.000 | | | | |

Atlanta Braves @ Florida Marlins
Dolphin Stadium, Miami, FL
Wed Jun 14 2006, 7:05 PM EDT
Att: 8,097 - Partly Cloudy - 87 F

AB 35
R 6
H 9
RBI 5
BB 4
SO 6
LOB 11



| Batter | 1 | 2 | 3 | 4 | 5 | 6 | 7 | 8 | 9 | AB | R | H | RBI | BB | SO | LOB | TOP | | | |
|---|---|----------------------------------|-------------------------------|----------------------------------|------------------------------|----------------------------------|-------------------------------|----------------------------------|-------------------------------|----------------------------------|-------------------------------|----------------------------------|-------------------------------|----------------------------------|-------------------------------|----------------------------------|---|----------------------------------|------------------------------------|----------------------------------|
| 20 Kevin Youkilis, R OBP: 0.432, SLG: 0.519 | F9 | | K | | K | | 1B | HR | L1 | 6 | 1 | 2 | 2 | 0 | 2 | 3 | Boston Red Sox @ Atlanta Braves Turner Field, Atlanta, GA Sun Jun 18 2006, 8:05 PM EDT Att: 48,826 - Partly Cloudy - 83 F | | | |
| Mark Loretta, R OBP: 0.342, SLG: 0.372 | K | | 1B | | L9 | | K | 1B | | 5 | 0 | 2 | 0 | 0 | 2 | 2 | | | | |
| 34 David Ortiz, L OBP: 0.370, SLG: 0.553 50 Mike Timlin, R OBP: 0.360, SLG: 0.516 | HR | | G4-5-3 | | | | | K | | 3 | 2 | 1 | 1 | 1 | 1 | 1 | | | | |
| 58 Jonathan Papelbon, R OBP: 0.421, SLG: 0.553 | K | | 1-2 | | | | | HR | | 4 | 1 | 1 | 1 | 1 | 2 | 2 | | | | |
| Trot Nixon, L OBP: 0.428, SLG: 0.473 | | 1B | | | K | | | | | 2 | 2 | 1 | 0 | 3 | 1 | 0 | | | | |
| Jason Varitek, S OBP: 0.336, SLG: 0.412 | P6 | | | | G4-3 | | | | | 4 | 1 | 0 | 0 | 1 | 0 | 4 | | | | |
| Coco Crisp, S OBP: 0.311, SLG: 0.375 | K | | | | P4 | | | | | 5 | 1 | 2 | 2 | 0 | 1 | 2 | | | | |
| Alex Gonzalez, R OBP: 0.302, SLG: 0.342 25 Mike Lowell, R OBP: 0.360, SLG: 0.516 | 1B | | | | G6-3 | | | | | 3 | 0 | 1 | 0 | 0 | 0 | 0 | | | | |
| 38 Curt Schilling, R J.T. Snow 17 Manny Delcarmen, R 48 Javier López, L Rudy Seanez, R 13 Alex Cora, L | K | | | | | | | | | 2 | 0 | 1 | 0 | 0 | 1 | 2 | | | | |
| Inning Stats | R: 1 E: 0 K: 2 S: 10 | H: 1 LOB: 0 BB: 0 P: 15 | R: 0 E: 0 K: 2 S: 14 | H: 1 LOB: 2 BB: 1 P: 20 | R: 0 E: 0 K: 1 S: 8 | H: 1 LOB: 0 BB: 0 P: 14 | R: 1 E: 0 K: 1 S: 11 | H: 1 LOB: 1 BB: 3 P: 18 | R: 0 E: 0 K: 1 S: 12 | H: 0 LOB: 1 BB: 3 P: 20 | R: 0 E: 0 K: 1 S: 16 | H: 1 LOB: 1 BB: 0 P: 20 | R: 6 E: 0 K: 2 S: 22 | H: 5 LOB: 2 BB: 2 P: 42 | R: 1 E: 0 K: 0 S: 13 | H: 2 LOB: 2 BB: 1 P: 22 | | 1B: 9 2B: 1 3B: 0 HR: 3 | SF: 0 SAC: 0 DP: 2 HBP: 1 | WP: 0 PB: 0 SB: 1 CS: 0 |
| PITCHER | IP WLS BF H R ER SO BB IBB HBP BLK WP HR S P ERA WHIP | | | | | | | | | | | | | | | | | | | |
| 29 John Smoltz, R ERA: 3.78 | 7.0 29 6 3 3 8 4 0 0 0 0 2 77 123 3.86 1.429 | | | | | | | | | | | | | | | | | | | |
| 49 Macay McBride, L ERA: 4.79 | 0.2 L 5 1 3 3 2 2 0 0 0 0 0 11 22 40.50 4.500 | | | | | | | | | | | | | | | | | | | |
| 54 Chad Paronto, R ERA: 3.79 | 0.0 B 3 3 3 3 0 0 0 0 0 0 1 6 10 ∞ ∞ | | | | | | | | | | | | | | | | | | | |
| Mike Remlinger, L ERA: 3.68 | 0.1 3 1 0 0 0 0 0 1 0 0 0 5 10 0.00 3.000 | | | | | | | | | | | | | | | | | | | |
| Ken Ray, R ERA: 3.03 | 1.0 6 2 1 1 0 1 0 0 0 0 0 13 22 9.00 3.000 | | | | | | | | | | | | | | | | | | | |

| Batter | 1 | 2 | 3 | 4 | 5 | 6 | 7 | 8 | 9 | AB | R | H | RBI | BB | SO | LOB | BOTTOM | | | | | |
|---|---|----------------------------------|-------------------------------|----------------------------------|-------------------------------|----------------------------------|-------------------------------|----------------------------------|------------------------------|---------------------------------|------------------------------|----------------------------------|-------------------------------|----------------------------------|-------------------------------|----------------------------------|---|-------------------------------|----------------------------------|-----------------------------------|------------------------------------|----------------------------------|
| Marcus Giles, R OBP: 0.334, SLG: 0.363 | 1B | | G4-3 | | G5-3 | | | F9 | | 5 | 2 | 3 | 1 | 0 | 0 | 3 | Boston Red Sox @ Atlanta Braves Turner Field, Atlanta, GA Sun Jun 18 2006, 8:05 PM EDT Att: 48,826 - Partly Cloudy - 83 F | | | | | |
| 11 Edgar Renteria, R OBP: 0.396, SLG: 0.465 | F7 | | G6-3 | | G6-3 | | | K | | 5 | 0 | 1 | 0 | 0 | 1 | 3 | | | | | | |
| Scott Thorman, L 49 Macay McBride, L 54 Chad Paronto, R Mike Remlinger, L 10 Chipper Jones, S Ken Ray, R | K | | G4-3 | | | | | F9 | | 4 | 0 | 0 | 0 | 0 | 1 | 2 | | | | | | |
| Andruw Jones, R OBP: 0.341, SLG: 0.508 | K | | 1B | | F8 | | | FC6 | | 5 | 2 | 3 | 2 | 0 | 1 | 1 | | | | | | |
| 16 Brian McCann, L OBP: 0.410, SLG: 0.534 | | 1B | | | F8 | | | F7 | | 4 | 1 | 2 | 0 | 1 | 0 | 2 | | | | | | |
| 7 Jeff Francoeur, R OBP: 0.283, SLG: 0.453 | K | | 1B | | | | | F7 | | 5 | 1 | 2 | 4 | 0 | 2 | 1 | | | | | | |
| Adam LaRoche, L OBP: 0.332, SLG: 0.481 | | BB | | | G3 | | | G4-3 | | 4 | 0 | 1 | 0 | 1 | 0 | 2 | | | | | | |
| Wilson Betemit, S OBP: 0.339, SLG: 0.508 | F7 | | | | | | | G4-3 | | 4 | 0 | 2 | 0 | 1 | 0 | 2 | | | | | | |
| 29 John Smoltz, R OBP: 0.161, SLG: 0.172 Ryan Langerhans, L OBP: 0.336, SLG: 0.390 | K | | | | B2 | | | F8 | | 2 | 0 | 0 | 0 | 0 | 1 | 3 | | | | | | |
| Inning Stats | R: 0 E: 0 K: 2 S: 9 | H: 1 LOB: 1 BB: 0 P: 12 | R: 0 E: 0 K: 2 S: 17 | H: 1 LOB: 2 BB: 1 P: 25 | R: 2 E: 0 K: 0 S: 15 | H: 4 LOB: 0 BB: 0 P: 21 | R: 0 E: 0 K: 0 S: 15 | H: 1 LOB: 1 BB: 0 P: 21 | R: 0 E: 0 K: 0 S: 7 | H: 0 LOB: 0 BB: 0 P: 8 | R: 0 E: 0 K: 0 S: 8 | H: 1 LOB: 1 BB: 1 P: 14 | R: 3 E: 0 K: 1 S: 11 | H: 2 LOB: 0 BB: 1 P: 18 | R: 2 E: 0 K: 0 S: 18 | H: 4 LOB: 2 BB: 0 P: 27 | | R: 0 E: 0 K: 1 S: 11 | H: 1 LOB: 1 BB: 0 P: 14 | 1B: 10 2B: 4 3B: 0 HR: 1 | SF: 0 SAC: 1 DP: 0 HBP: 0 | WP: 0 PB: 0 SB: 0 CS: 0 |
| PITCHER | IP WLS BF H R ER SO BB IBB HBP BLK WP HR S P ERA WHIP | | | | | | | | | | | | | | | | | | | | | |
| 38 Curt Schilling, R ERA: 3.55 | 6.0 28 8 2 2 4 2 0 0 0 0 0 71 101 3.00 1.667 | | | | | | | | | | | | | | | | | | | | | |
| 17 Manny Delcarmen, R ERA: 5.4 | 0.2 H 3 1 1 1 1 0 0 0 0 0 0 7 9 13.50 1.500 | | | | | | | | | | | | | | | | | | | | | |
| 48 Javier López, L ERA: 6.75 | 0.0 1 0 0 0 0 0 1 0 0 0 0 0 1 5 ∞ ∞ | | | | | | | | | | | | | | | | | | | | | |
| Rudy Seanez, R ERA: 4.5 | 0.1 W 2 1 2 2 0 0 0 0 0 0 1 3 4 54.00 3.000 | | | | | | | | | | | | | | | | | | | | | |
| 50 Mike Timlin, R ERA: 2.05 | 0.2 6 4 2 2 0 0 0 0 0 0 0 0 17 26 27.00 6.000 | | | | | | | | | | | | | | | | | | | | | |

| Batter | 1 | 2 | 3 | 4 | 5 | 6 | 7 | 8 | 9 | 10 | 11 | AB | R | H | RBI | BB | SO | LOB | TOP | | | | | |
|--|--|---|-------------------------------|----------------------------------|------------------------------|----------------------------------|-------------------------------------|-----------------------------------|------------------------------|---------------------------------|-----------------------------------|----------------------------------|-------------------------------|----------------------------------|------------------------------|----------------------------------|------------------------------|----------------------------------|----------------------------------|------------------------------------|----------------------------------|--------|---|---|
| Marcus Giles, R OBP: 0.329, SLG: 0.356 (1, 4) | 1-2 10 11 G6-4-3 HR 1B | | 2-0 G6-3 | | 3-2 F7 | | | 2-2 11 2B SF9 1B | | 1-3 K | | 5 | 2 | 2 | 0 | 0 | 1 | 0 | | | | | | |
| 11 Edgar Renteria, R OBP: 0.392, SLG: 0.495 (1, 6) | 4-2 10 G6-4-3 BB | | 4-1 10 FC5-4 BB | | 2-2 L4 | | | 0-1 SF9 2B | | 4-0 BB | | 2 | 0 | 1 | 0 | 3 | 0 | 0 | | | | | | |
| 10 Chipper Jones, S OBP: 0.388, SLG: 0.428 (1, 10) | 0-0 G6-4-3 | | 0-0 FC5-4 BB | | | 3-2 G1-3 | | 4-0 BB | | 0-3 K | | 4 | 0 | 0 | 0 | 1 | 1 | 4 | | | | | | |
| Andruw Jones, R OBP: 0.350, SLG: 0.531 (1, 8) | 3-2 HR | | 4-1 1-2 BB | | | 2-3 K | | 1-2 SF9 | | 0-1 F8 | | 3 | 1 | 1 | 3 | 1 | 1 | 1 | | | | | | |
| 7 Jeff Francoeur, R OBP: 0.269, SLG: 0.444 (1, 9) | 1-2 L4 | | 2-3 K | | | 3-2 F8 | | 0-0 G3 | | | 4-1 23 SH1-4 FC6-5 BB | 4 | 1 | 0 | 0 | 1 | 1 | 4 | | | | | | |
| 23 Matt Diaz, R OBP: 0.377, SLG: 0.496 (1, 7) | | 3-1 G5-3 | | 1-3 K | | | 1-3 K2-3 | | 0-2 G6-3 | | 2-1 SH1-4 | 4 | 0 | 0 | 0 | 0 | 2 | 0 | | | | | | |
| Wilson Betemit, S OBP: 0.348, SLG: 0.496 (1, 5) | | 1-3 K | | 2-1 G6-3 | | | 0-1 F7 | | 0-0 G6-3 | | 4-0 FC6-5 S IBB | 4 | 0 | 0 | 0 | 1 | 1 | 0 | | | | | | |
| 16 Brian McCann, L OBP: 0.415, SLG: 0.528 (1, 2) | | 4-2 BB | | 0-0 P4 | | | 1-1 G5-3 | | 1-0 2B | | 3-2 FC6-5 | 3 | 0 | 1 | 0 | 1 | 0 | 0 | | | | | | |
| 4 Pete Orr, L OBP: 0.232, SLG: 0.313 (9, PR) | | | | | | | | | | | 1-3 2-H | 0 | 0 | 0 | 0 | 0 | 0 | 0 | | | | | | |
| Todd Pratt, R OBP: 0.261, SLG: 0.259 (9, 2) | | | | | | | | | | | | 1 | 0 | 0 | 1 | 0 | 0 | 1 | | | | | | |
| Scott Thorman, L OBP: 0.199, SLG: 0.150 (1, 3) | | 2-3 K | | | | 2-2 G6-3 | | 1-1 F8 | | 1-2 G3 | | 0-3 K | 5 | 0 | 0 | 0 | 0 | 2 | 3 | | | | | |
| Inning Stats | R: 2 E: 0 K: 0 S: 12 | H: 2 LOB: 0 BB: 1 P: 21 | R: 0 E: 0 K: 2 S: 13 | H: 0 LOB: 1 BB: 1 P: 23 | R: 0 E: 0 K: 1 S: 8 | H: 0 LOB: 2 BB: 2 P: 20 | R: 0 E: 0 K: 1 S: 6 | H: 0 LOB: 0 BB: 0 P: 9 | R: 0 E: 0 K: 1 S: 7 | H: 0 LOB: 0 BB: 1 P: 9 | R: 1 E: 0 K: 0 S: 14 | H: 2 LOB: 2 BB: 1 P: 22 | R: 0 E: 0 K: 2 S: 10 | H: 1 LOB: 1 BB: 1 P: 12 | R: 0 E: 0 K: 2 S: 8 | H: 0 LOB: 1 BB: 1 P: 13 | R: 1 E: 0 K: 1 S: 9 | H: 0 LOB: 1 BB: 2 P: 22 | 1B: 2 2B: 2 3B: 0 HR: 1 | SF: 1 SAC: 1 DP: 1 HBP: 0 | WP: 0 PB: 0 SB: 2 CS: 0 | PA: 45 | | |
| PITCHER | Casey Fossum, L ERA: 5.25 (1, 1) | IP: 6.0 WLS: 2.0 BF: 23 ERA: 6.0 | WLS: 9 BF: 2 ERA: 6.0 | H: 2 R: 1 ER: 1 SO: 1 | R: 2 ER: 1 SO: 1 | ER: 1 SO: 1 | BB: 1 IBB: 0 HBP: 0 BLK: 0 | WP: 0 HR: 0 S: 62 P: 111 | ERA: 4.50 WHIP: 1.500 | | | | | | | | | | | | | | | |
| 36 Edwin Jackson, R ERA: 6.0 (7, 1) | 2.0 | 9 | 2 | 1 | 1 | 1 | 1 | 0 | 0 | 0 | 0 | 0 | 0 | 0 | 0 | 0 | 0 | 0 | 0 | 0 | 0 | 0 | 0 | 0 |
| 22 Shawn Camp, R ERA: 3.34 (9, 1) | 2.0 | 8 | 1 | 0 | 0 | 2 | 1 | 0 | 0 | 0 | 0 | 0 | 0 | 0 | 0 | 0 | 0 | 0 | 0 | 0 | 0 | 0 | 0 | 0 |
| Chad Harville, R ERA: 6.62 (11, 1) | 1.0 | L | 5 | 0 | 1 | 1 | 1 | 1 | 0 | 0 | 0 | 0 | 0 | 0 | 0 | 0 | 0 | 0 | 0 | 0 | 0 | 0 | 0 | 0 |

Atlanta Braves @ Tampa Bay Devil Rays
Tropicana Field, St. Petersburg, FL
Fri Jun 23 2006, 7:15 PM EDT
Att: 21,280 - Dome - 72 F

| | |
|-----|----|
| AB | 35 |
| R | 4 |
| H | 5 |
| RBI | 4 |
| BB | 8 |
| SO | 9 |
| LOB | 13 |



| Batter | 1 | 2 | 3 | 4 | 5 | 6 | 7 | 8 | 9 | 10 | 11 | AB | R | H | RBI | BB | SO | LOB | BOTTOM | | | | | |
|---|--|--|-------------------------------|----------------------------------|------------------------------|---------------------------------|-------------------------------------|----------------------------------|------------------------------|---------------------------------|-------------------------------|----------------------------------|------------------------------|----------------------------------|-------------------------------|----------------------------------|-------------------------------|----------------------------------|----------------------------------|------------------------------------|----------------------------------|--------|---|---|
| Julio Lugo, R OBP: 0.327, SLG: 0.443 (1, 6) | 1-1 13 2B 3 G6-3 1B | 4-2 BB | | | 1-1 13 G3 1B | | | 2-1 13 3B 1B | | 1-1 SH3 | | 4 | 2 | 3 | 0 | 1 | 0 | 0 | | | | | | |
| 13 Carl Crawford, L OBP: 0.357, SLG: 0.496 (1, 7) | 3-1 3 G6-3 1B | 0-0 G3 | | | 1-1 G3 | | | 1-1 1-H 3B | | 4-0 IBB | | 5 | 1 | 2 | 1 | 1 | 0 | 3 | | | | | | |
| 5 Rocco Baldelli, R OBP: 0.424, SLG: 0.585 (1, 8) | 2-2 3 G6-3 HBP | | 0-2 P4 | | 2-1 E5 | | | 4-1 BB | | 2-3 K | | 4 | 0 | 0 | 0 | 1 | 1 | 3 | | | | | | |
| 3 Jorge Cantu, R OBP: 0.341, SLG: 0.452 (1, 4) | 0-0 G6-3 | | 0-3 K | | 1-2 F9 | | | 0-1 F9 | | 1-0 F9 | | 5 | 0 | 0 | 0 | 0 | 1 | 8 | | | | | | |
| Aubrey Huff, L OBP: 0.320, SLG: 0.360 ERA: 4.37 (8, PR) | 1-0 1-2 2-3 3-H | | 1-0 F8 | | | 1-1 G4-3 | | 0-2 F9 31 BB 1B | | 2-1 P6 | | 4 | 0 | 2 | 1 | 0 | 0 | 0 | | | | | | |
| Tomas Perez, S OBP: 0.208, SLG: 0.263 (9, 5) | | | | | | | | | | | | 1 | 0 | 0 | 0 | 0 | 0 | 0 | | | | | | |
| 31 Jonny Gomes, R OBP: 0.362, SLG: 0.526 (1, 10) | 2-0 F7 | | | | | 0-3 K | | 4-2 G6-4-3 1B | | 1-2 BB | | 3 | 0 | 1 | 0 | 2 | 1 | 1 | | | | | | |
| Ty Wigginton, R OBP: 0.304, SLG: 0.454 (1, 3) | | 1-2 G1-3 | | | 1-0 G3-1 | | | 2-0 G5-4-3 1B | | 0-0 F9 | | 5 | 0 | 0 | 0 | 0 | 0 | 4 | | | | | | |
| Toby Hall, R OBP: 0.265, SLG: 0.406 (1, 2) | | 1-2 G4-3 | | | 2-1 G6-3 | | | 0-1 P6 | | 0-0 G6-4-3 | | 5 | 0 | 1 | 0 | 0 | 0 | 2 | | | | | | |
| Damon Hollins, R OBP: 0.220, SLG: 0.440 ERA: 4.91 (10, PH) | | 1-2 BB 1B | | | | 0-2 G6-3 | | 0-2 G6-3 | | 4-2 SH3 BB | | 3 | 0 | 1 | 0 | 1 | 0 | 0 | | | | | | |
| 14 Greg Norton, S OBP: 0.321, SLG: 0.431 (11, 9) | | | | | | | | | | | 0-2 F8 | 1 | 0 | 0 | 0 | 0 | 0 | 2 | | | | | | |
| Inning Stats | R: 2 E: 0 K: 0 S: 9 | H: 3 LOB: 1 BB: 0 P: 18 | R: 0 E: 0 K: 0 S: 12 | H: 1 LOB: 2 BB: 1 P: 19 | R: 0 E: 0 K: 1 S: 8 | H: 0 LOB: 0 BB: 0 P: 9 | R: 0 E: 0 K: 1 S: 6 | H: 0 LOB: 0 BB: 0 P: 9 | R: 0 E: 0 K: 0 S: 5 | H: 1 LOB: 2 BB: 1 P: 8 | R: 1 E: 0 K: 0 S: 14 | H: 2 LOB: 2 BB: 1 P: 20 | R: 0 E: 0 K: 0 S: 8 | H: 0 LOB: 2 BB: 2 P: 12 | R: 0 E: 0 K: 1 S: 10 | H: 0 LOB: 2 BB: 1 P: 22 | R: 0 E: 0 K: 0 S: 11 | H: 0 LOB: 2 BB: 1 P: 17 | 1B: 8 2B: 1 3B: 1 HR: 0 | SF: 0 SAC: 1 DP: 3 HBP: 1 | WP: 0 PB: 0 SB: 0 CS: 0 | PA: 48 | | |
| PITCHER | 29 John Smoltz, R ERA: 3.89 (2, 1) | IP: 4.1 WLS: 1.0 BF: 16 ERA: 4.91 | WLS: 2 BF: 2 ERA: 4.91 | H: 2 R: 1 ER: 1 SO: 0 | R: 0 ER: 0 SO: 0 | ER: 0 SO: 0 | BB: 0 IBB: 0 HBP: 0 BLK: 0 | WP: 0 HR: 0 S: 34 P: 50 | ERA: 0.00 WHIP: 3.000 | | | | | | | | | | | | | | | |
| Oscar Villarreal, R ERA: 4.91 (7, 1) | 1.0 | 6 | 2 | 1 | 1 | 0 | 1 | 0 | 0 | 0 | 0 | 0 | 0 | 0 | 0 | 0 | 0 | 0 | 0 | 0 | 0 | 0 | 0 | 0 |
| Tyler Yates, R ERA: 4.91 (8, 1) | 1.0 | 4 | 1 | 0 | 0 | 0 | 1 | 0 | 0 | 0 | 0 | 0 | 0 | 0 | 0 | 0 | 0 | 0 | 0 | 0 | 0 | 0 | 0 | 0 |
| 49 Macey McBride, L ERA: 4.7 (9, 1) | 1.0 | 5 | 0 | 0 | 0 | 1 | 1 | 1 | 0 | 0 | 0 | 0 | 0 | 0 | 0 | 0 | 0 | 0 | 0 | 0 | 0 | 0 | 0 | 0 |
| 57 Phil Stockman, R ERA: 2.25 (9, 1) | | | | | | | | | | | | | | | | | | | | | | | | |

Atlanta Braves @ Tampa Bay Devil Rays
Tropicana Field, St. Petersburg, FL
Fri Jun 23 2006, 7:15 PM EDT
Att: 21,280 - Dome - 72 F

| | |
|-----|----|
| AB | 40 |
| R | 3 |
| H | 10 |
| RBI | 2 |
| BB | 6 |
| SO | 3 |
| LOB | 23 |



| Batter | 1 | 2 | 3 | 4 | 5 | 6 | 7 | 8 | 9 | AB | R | H | RBI | BB | SO | LOB | TOP | | | |
|---|---|----------------------------------|------------------------------|----------------------------------|-------------------------------|----------------------------------|-------------------------------|----------------------------------|------------------------------|----------------------------------|------------------------------|----------------------------------|-------------------------------|----------------------------------|------------------------------|---------------------------------|--|------------------------------------|----------------------------------|--------|
| Marcus Giles, R OBP: 0.328, SLG: 0.352 (1,4) | 4-2 BB 10 BB | | 3-2 G6-3 | | 0-0 G1-3 | | 2-0 G6-3 | | | 3 | 0 | 0 | 0 | 1 | 0 | 1 | Atlanta Braves @ Tampa Bay Devil Rays Tropicana Field, St. Petersburg, FL Sat Jun 24 2006, 7:15 PM EDT Att: 26,686 - Dome - 72 F livebaseballscorecards.com | | | |
| 11 Edgar Renteria, R OBP: 0.387, SLG: 0.448 (1,6) | 0-0 F8 | | 0-3 K | | 2-1 P6 | | | 3-1 G5-3 | | 4 | 0 | 0 | 0 | 0 | 1 | 1 | | | | |
| 10 Chipper Jones, S OBP: 0.374, SLG: 0.431 (1,5) | 4-2 G5-4-3 1-2 BB | | 3-3 K | | | 0-1 16 CS 1B | | 1-1 BB 1B | | 3 | 0 | 2 | 0 | 1 | 1 | 0 | | | | |
| Andruw Jones, R OBP: 0.352, SLG: 0.529 (1,10) | 1-1 G5-4-3 1-2 | | | 1-1 1B | | 2-1 F8 | | 4-2 7 FC4-6 BB | | 3 | 0 | 1 | 0 | 1 | 0 | 3 | | | | |
| 16 Brian McCann, L OBP: 0.412, SLG: 0.519 (1,2) | | 0-0 G6-3 | | 4-2 7 FC6-4 BB | | 3-3 K | | 1-3 K | | 3 | 0 | 0 | 0 | 1 | 2 | 3 | | | | |
| 7 Jeff Francoeur, R OBP: 0.271, SLG: 0.445 (1,9) (7,8) | | 0-1 2B 1B | | 0-2 FC6-4 1B | | | 1-0 G3 1B | 0-1 FC4-6 | | 4 | 2 | 2 | 0 | 0 | 0 | 3 | | | | |
| Adam LaRoche, L OBP: 0.325, SLG: 0.470 (1,3) | 3-1 1H 2B | | 2-2 1B | | 2-1 G3 | | | | 1-0 G3 | 4 | 0 | 2 | 1 | 0 | 0 | 1 | | | | |
| Scott Thorman, L OBP: 0.083, SLG: 0.125 (1,7) | 0-0 P6 | | 0-0 P6 | | 1-2 F9 | | | 0-1 F7 | | 4 | 0 | 0 | 0 | 0 | 0 | 4 | | | | |
| Ryan Langerhans, L OBP: 0.338, SLG: 0.389 (1,8) 23 Matt Diaz, R OBP: 0.379, SLG: 0.504 (7,PH) (7,9) | 0-1 G3-1 | | | | 1-0 F7 | | 2-1 2H 2B | 3-1 G5-3 | | 2 | 0 | 0 | 0 | 0 | 0 | 1 | Braves | | | |
| | | | | | | | | | | 2 | 0 | 1 | 1 | 0 | 0 | 0 | | | | |
| Inning Stats | R: 0 E: 0 K: 0 S: 7 | H: 0 LOB: 1 BB: 2 P: 16 | R: 1 E: 0 K: 0 S: 8 | H: 2 LOB: 1 BB: 0 P: 11 | R: 0 E: 0 K: 2 S: 11 | H: 0 LOB: 0 BB: 0 P: 17 | R: 0 E: 0 K: 0 S: 16 | H: 2 LOB: 2 BB: 1 P: 23 | R: 0 E: 0 K: 1 S: 4 | H: 1 LOB: 1 BB: 0 P: 12 | R: 1 E: 0 K: 0 S: 9 | H: 2 LOB: 1 BB: 0 P: 17 | R: 0 E: 0 K: 1 S: 12 | H: 1 LOB: 2 BB: 1 P: 21 | R: 0 E: 0 K: 0 S: 5 | H: 0 LOB: 0 BB: 0 P: 9 | 1B: 6 2B: 3 3B: 0 HR: 0 | SF: 0 SAC: 0 DP: 2 HBP: 0 | WP: 0 PB: 0 SB: 0 CS: 1 | PA: 36 |
| PITCHER | IP WLS BF H R ER SO BB IBB HBP BLK WP HR S P ERA WHIP | | | | | | | | | | | | | | | | | | | |
| 56 Tim Corcoran, R ERA: 2.16 (1,1) | 5.0 W 20 4 1 1 2 3 0 0 0 0 0 0 46 74 1.80 1.400 | | | | | | | | | | | | | | | | | | | |
| 52 Jon Switzer, L ERA: 5.4 (6,1) | 1.2 H 7 3 1 1 1 0 0 0 0 0 0 0 15 26 5.40 1.800 | | | | | | | | | | | | | | | | | | | |
| Travis Harper, R ERA: 4.85 (7,1) | 0.2 H 4 1 0 0 0 1 0 0 0 0 0 0 8 18 0.00 3.000 | | | | | | | | | | | | | | | | | | | |
| Chad Harville, R ERA: 6.05 (8,1) | 1.2 S 5 0 0 0 1 0 0 0 0 0 0 0 10 15 0.00 0.000 | | | | | | | | | | | | | | | | | | | |

| Batter | 1 | 2 | 3 | 4 | 5 | 6 | 7 | 8 | 9 | AB | R | H | RBI | BB | SO | LOB | BOTTOM | | | |
|--|---|----------------------------------|------------------------------|----------------------------------|------------------------------|---------------------------------|------------------------------|----------------------------------|-------------------------------|----------------------------------|-------------------------------|----------------------------------|------------------------------|----------------------------------|------------------------------|----------------------------------|--|------------------------------------|----------------------------------|--------|
| Julio Lugo, R OBP: 0.338, SLG: 0.455 (1,6) | 0-1 13 1B 3 G5-4-3 2B | 1-2 G3 | | 0-0 1B | | 2-0 13 FC4-6 1B | | 4-0 13 S BB | | 4 | 1 | 3 | 0 | 1 | 0 | 1 | Atlanta Braves @ Tampa Bay Devil Rays Tropicana Field, St. Petersburg, FL Sat Jun 24 2006, 7:15 PM EDT Att: 26,686 - Dome - 72 F livebaseballscorecards.com | | | |
| 13 Carl Crawford, L OBP: 0.355, SLG: 0.491 (1,7) | 2-2 3 5 S G5-4-3 1B | | 1-0 G3 | 0-1 G1-3 | | 1-0 FC4-6 5 S 3B | | 2-3 K | | 5 | 1 | 1 | 0 | 0 | 1 | 4 | | | | |
| 5 Rocco Baldelli, R OBP: 0.438, SLG: 0.632 (1,8) | 4-2 3 G5-4-3 1-2 BB | | 0-1 F9 | | 1-2 3 1B SF7 2B | | 0-1 1H 3B | | 1-1 F9 | | 4 | 1 | 2 | 1 | 1 | 0 | | 1 | | |
| 3 Jorge Cantu, R OBP: 0.352, SLG: 0.457 (1,4) | 1-2 G5-4-3 | | 0-0 1B | | 2-1 1B | | 4-0 1B | | | 3 | 0 | 2 | 0 | 1 | 0 | 2 | | | | |
| Aubrey Huff, L OBP: 0.323, SLG: 0.362 (1,5) Damon Hollins, R OBP: 0.283, SLG: 0.440 (9,9) | 4-0 BB | | 0-0 1B | | 2-3 1B | | 0-0 SF7 | 3-1 F8 | | 2 | 0 | 1 | 1 | 1 | 0 | 2 | | | | |
| 31 Jonny Gomes, R OBP: 0.358, SLG: 0.518 (1,10) | 3-2 F8 | | 0-0 F8 | | 3-2 L7 | | 3-1 G5-3 | | | 4 | 0 | 0 | 0 | 0 | 0 | 5 | | | | |
| Ty Wigginton, R OBP: 0.307, SLG: 0.459 (1,3) | | 1-0 G3 2B | | 2-1 G6-3 | | 2-2 1B | | 2-2 F9 | | 4 | 0 | 2 | 0 | 0 | 0 | 0 | | | | |
| Toby Hall, R OBP: 0.261, SLG: 0.398 (1,2) | | 2-0 G3 | | 1-0 F7 | | 1-0 P5 | | 1-1 G5-3 | | 4 | 0 | 0 | 0 | 0 | 0 | 3 | | | | |
| Russell Branyan, L OBP: 0.255, SLG: 0.495 (1,9) Tomas Perez, S OBP: 0.208, SLG: 0.263 (9,5) | | 3-3 K | | 4-2 1B BB | | 3-3 K | | 2-1 F8 | | 3 | 0 | 0 | 0 | 1 | 2 | 1 | Devil Rays | | | |
| | | | | | | | | | | 0 | 0 | 0 | 0 | 0 | 0 | 0 | | | | |
| Inning Stats | R: 1 E: 0 K: 0 S: 15 | H: 2 LOB: 2 BB: 2 P: 29 | R: 0 E: 0 K: 1 S: 9 | H: 1 LOB: 0 BB: 0 P: 16 | R: 0 E: 0 K: 0 S: 6 | H: 2 LOB: 2 BB: 0 P: 7 | R: 0 E: 0 K: 0 S: 9 | H: 1 LOB: 2 BB: 1 P: 16 | R: 1 E: 0 K: 1 S: 13 | H: 3 LOB: 2 BB: 0 P: 22 | R: 1 E: 0 K: 1 S: 10 | H: 2 LOB: 1 BB: 1 P: 23 | R: 0 E: 0 K: 0 S: 8 | H: 0 LOB: 0 BB: 0 P: 14 | R: 0 E: 0 K: 1 S: 8 | H: 0 LOB: 1 BB: 1 P: 16 | 1B: 7 2B: 3 3B: 1 HR: 0 | SF: 1 SAC: 0 DP: 1 HBP: 0 | WP: 0 PB: 0 SB: 3 CS: 0 | PA: 39 |
| PITCHER | IP WLS BF H R ER SO BB IBB HBP BLK WP HR S P ERA WHIP | | | | | | | | | | | | | | | | | | | |
| 40 Lance Cormier, R ERA: 6.23 (1,1) | 5.2 L 31 11 3 3 2 3 1 0 0 0 0 0 60 108 4.76 2.471 | | | | | | | | | | | | | | | | | | | |
| 49 Macey McBride, L ERA: 4.53 (6,1) | 0.1 1 0 0 0 0 0 0 0 0 0 0 0 2 5 0.00 0.000 | | | | | | | | | | | | | | | | | | | |
| 54 Chad Paronto, R ERA: 3.8 (7,1) | 1.0 3 0 0 0 0 0 0 0 0 0 0 0 8 14 0.00 0.000 | | | | | | | | | | | | | | | | | | | |
| Tyler Yates, R ERA: 4.5 (8,1) | 1.0 4 0 0 0 1 1 0 0 0 0 0 0 8 16 0.00 1.000 | | | | | | | | | | | | | | | | | | | |

| Batter | 1 | 2 | 3 | 4 | 5 | 6 | 7 | 8 | 9 | AB R H RBI BB SO LOB | TOP | | | | | | | | | | | |
|--|---|----------------------------------|------------------------------|---------------------------------|------------------------------|---------------------------------|-------------------------------|----------------------------------|-------------------------------|----------------------------------|--|-------------------------------|---|------------------------------|----------------------------------|-------------------------------|----------------------------------|-------------------------------|----------------------------------|----------------------------------|------------------------------------|----------------------------------|
| Marcus Giles, R (1,4) OBP: 0.320, SLG: 0.344 | 1-1 G4-3 | | 1-0 P4 | | | 0-3 K | | 1-2 F8 | | 4 0 0 0 0 1 0 | Atlanta Braves @ New York Yankees Yankee Stadium, Bronx, NY Mon Jun 26 2006, 7:05 PM EDT Att: 54,226 - Cloudy - 78 F | | | | | | | | | | | |
| 11 Edgar Renteria, R (1,6) OBP: 0.387, SLG: 0.446 | 1-3 K | | | 3-2 L8 | | 2-1 10 1B | | 1-1 10 HR | 4 1 2 0 0 1 0 | | | | | | | | | | | | | |
| 10 Chipper Jones, S (1,10) | 0-1 FC6-4 1B | | | 0-3 K | | 3-2 1B | | 1-2 HR | 4 1 3 2 0 1 0 | | | | | | | | | | | | | |
| Andruw Jones, R (1,8) | 1-1 FC6-4 | | | 1-2 P5 | | 1-3 K | | 2-3 K | 4 0 0 0 0 2 3 | | | | | | | | | | | | | |
| 7 Jeff Francoeur, R (1,9) | | 0-0 P4 | | | 0-1 F9 | | 1-2 K | 0-0 DI 1B | 4 0 1 0 0 1 0 | | | | | | | | | | | | | |
| 23 Matt Diaz, R (1,7) | | 0-1 CS 1B | | | 3-2 E5 | | 1-1 G1-3 | 3-3 K | 4 0 1 0 0 1 1 | | | | | | | | | | | | | |
| Wilson Betemit, S (1,5) | | 0-2 F8 | | | 2-3 K | | 3-3 K | 4-0 BB | 3 0 0 0 1 2 2 | | | | | | | | | | | | | |
| Adam LaRoche, L (1,3) | | 0-1 CS | 0-1 F7 | | 1-3 K | | 1-2 F9 | 1-3 K | 4 0 0 0 0 2 3 | | | | | | | | | | | | | |
| Todd Pratt, R (1,2) | | | 0-1 F9 | | | 3-3 K | | 2-2 F9 | 3 0 0 0 0 1 0 | | | | | | | | | | | | | |
| Inning Stats | R: 0 E: 0 K: 1 S: 9 | H: 1 LOB: 1 BB: 0 P: 12 | R: 0 E: 0 K: 0 S: 7 | H: 1 LOB: 0 BB: 0 P: 7 | R: 0 E: 0 K: 1 S: 5 | H: 0 LOB: 0 BB: 0 P: 6 | R: 0 E: 0 K: 1 S: 10 | H: 0 LOB: 0 BB: 0 P: 14 | R: 0 E: 1 K: 2 S: 17 | H: 0 LOB: 1 BB: 0 P: 23 | | R: 0 E: 0 K: 3 S: 21 | H: 2 LOB: 2 BB: 0 P: 30 | R: 0 E: 0 K: 2 S: 9 | H: 0 LOB: 0 BB: 0 P: 14 | R: 0 E: 0 K: 1 S: 10 | H: 0 LOB: 0 BB: 0 P: 14 | R: 2 E: 0 K: 3 S: 15 | H: 3 LOB: 2 BB: 1 P: 27 | 1B: 6 2B: 0 3B: 0 HR: 1 | SF: 0 SAC: 0 DP: 0 HBP: 0 | WP: 0 PB: 0 SB: 0 CS: 1 |
| PITCHER | IP WLS BF H R ER SO BB IBB HBP BLK WP HR S P ERA WHIP | | | | | | | | | | | PITCHER | IP WLS BF H R ER SO BB IBB HBP BLK WP HR S P ERA WHIP | | | | | | | | | |
| Randy Johnson, L (1,1) ERA: 4.84 | 7.0 W 25 4 0 0 9 0 0 0 0 0 0 78 106 0.00 0.571 | | | | | | | | | | | | | | | | | | | | | |
| Scott Proctor, R (8,1) ERA: 4.13 | 1.1 7 3 2 2 1 0 0 0 0 0 1 19 27 13.50 2.250 | | | | | | | | | | | | | | | | | | | | | |
| 42 Mariano Rivera, R (9,1) ERA: 1.98 | 0.2 S 3 0 0 0 2 1 0 0 0 0 0 6 14 0.00 1.500 | | | | | | | | | | | | | | | | | | | | | |

| Batter | 1 | 2 | 3 | 4 | 5 | 6 | 7 | 8 | 9 | AB R H RBI BB SO LOB | BOTTOM | | | | | | | |
|--|---|----------------------------------|-------------------------------|----------------------------------|-------------------------------|----------------------------------|------------------------------|---------------------------------|-------------------------------|----------------------------------|--|-------------------------------|---|-------------------------------|----------------------------------|----------------------------------|------------------------------------|----------------------------------|
| 18 Johnny Damon, L (1,8) OBP: 0.371, SLG: 0.486 | 2-2 F7 | 2-1 25 HR | 1-1 FC6-4 | | | 4-1 G6-3 SH1-3 BB | | 1-0 P2 | | 4 1 1 0 1 0 3 | Atlanta Braves @ New York Yankees Yankee Stadium, Bronx, NY Mon Jun 26 2006, 7:05 PM EDT Att: 54,226 - Cloudy - 78 F | | | | | | | |
| Miguel Cairo, R (1,4) | 1-0 G6-3 | 2-0 G6-3 | 0-0 FC6-4 | | | 0-1 SH1-3 | | 3-2 F9 | | 4 0 0 0 0 0 4 | | | | | | | | |
| 2 Derek Jeter, R (1,6) OBP: 0.428, SLG: 0.462 | 2-0 25 HR | 4-1 25 HR | | 1-1 G1-3 | | 1-2 G6-3 | | 1-0 FC6-4 | | 4 2 1 0 1 0 2 | | | | | | | | |
| 25 Jason Giambi, L (1,10) | 2-1 HR | 3-2 HR | | 2-1 F8 | | 2-3 K | | | | 4 2 2 5 0 1 1 | | | | | | | | |
| 13 Alex Rodriguez, R (1,5) | 2-1 12 BB | 4-1 20 HBP | | 0-0 G6-3 | | | 1-1 P4 | | | 3 0 1 0 1 0 0 | | | | | | | | |
| 20 Jorge Posada, S (1,2) | 2-2 12 BB | 2-2 P6 | | | 1-0 G3-1 | | 0-0 P6 | | | 3 0 0 0 0 0 1 | | | | | | | | |
| 12 Andy Phillips, R (1,3) | 4-2 BB | | 1-1 18 FC6-4 | | 0-0 2B | | 0-2 3B | | | 3 0 3 0 1 0 0 | | | | | | | | |
| Bubba Crosby, L (1,9) | 2-1 L4 | | 4-1 18 FC6-4 | | 1-0 F9 | | 2-2 G1-3 | | | 3 0 0 0 1 0 5 | | | | | | | | |
| 28 Melky Cabrera, S (1,7) | | | 0-0 F8 | | 2-0 G4-3 | | | 2-1 2 FC6-4 | | 4 0 1 0 0 1 3 | | | | | | | | |
| Inning Stats | R: 2 E: 0 K: 0 S: 15 | H: 3 LOB: 3 BB: 1 P: 32 | R: 3 E: 0 K: 0 S: 15 | H: 2 LOB: 1 BB: 2 P: 32 | R: 0 E: 0 K: 1 S: 10 | H: 1 LOB: 1 BB: 1 P: 17 | R: 0 E: 0 K: 0 S: 5 | H: 0 LOB: 0 BB: 0 P: 8 | R: 0 E: 0 K: 1 S: 10 | H: 1 LOB: 1 BB: 0 P: 13 | | R: 0 E: 0 K: 0 S: 10 | H: 1 LOB: 1 BB: 0 P: 17 | R: 0 E: 0 K: 0 S: 10 | H: 1 LOB: 1 BB: 0 P: 17 | 1B: 4 2B: 2 3B: 1 HR: 2 | SF: 0 SAC: 1 DP: 0 HBP: 1 | WP: 0 PB: 0 SB: 1 CS: 0 |
| PITCHER | IP WLS BF H R ER SO BB IBB HBP BLK WP HR S P ERA WHIP | | | | | | | | | | | PITCHER | IP WLS BF H R ER SO BB IBB HBP BLK WP HR S P ERA WHIP | | | | | |
| 15 Tim Hudson, R (1,1) ERA: 4.27 | 5.0 L 27 7 5 5 1 4 0 0 0 0 0 2 49 97 9.00 2.200 | | | | | | | | | | | | | | | | | |
| Kevin Barry, R (6,1) ERA: | 3.0 12 2 0 0 1 1 0 0 0 0 0 30 47 0.00 1.000 | | | | | | | | | | | | | | | | | |

| Batter | 1 | 2 | 3 | 4 | 5 | 6 | 7 | 8 | 9 | AB | R | H | RBI | BB | SO | LOB | TOP |
|---|---|--|---|--|--------------------------------------|---------------------------------------|---------------------------------------|---------------------------------------|----------------------------------|------------------------------------|--|--|-----|----|----|-----|-----|
| 4 Pete Orr, L (1,4) <small>OBP: 0.233, SLG: 0.310</small> Horacio Ramirez, L (8,1) <small>OBP: 0.333, SLG: 0.273</small> Wilson Betemit, S (9,PH) <small>OBP: 0.347, SLG: 0.481</small> Jorge Sosa, R (9,1) <small>OBP: 0.190, SLG: 0.421</small> | <small>11 CS</small> | | <small>1</small> | | <small>1-2</small> | | <small>3</small> | | <small>1B</small> | 4 | 0 | 1 | 0 | 0 | 1 | 1 | |
| 11 Edgar Renteria, R (1,6) <small>OBP: 0.384, SLG: 0.442</small> | <small>1-2</small> | | <small>2</small> | | <small>3</small> | | | <small>1B</small> | <small>2</small> | 5 | 1 | 1 | 0 | 0 | 1 | 3 | |
| 10 Chipper Jones, S (1,5) <small>OBP: 0.378, SLG: 0.447</small> | <small>3</small> | | <small>3</small> | | | <small>1</small> | | <small>1</small> | <small>2B</small> | 4 | 0 | 1 | 1 | 1 | 1 | 1 | |
| Andruw Jones, R (1,10) <small>OBP: 0.348, SLG: 0.516</small> | | <small>2B</small> | <small>3</small> | | | <small>2</small> | | <small>2</small> | <small>IBB</small> | 4 | 1 | 1 | 0 | 1 | 1 | 2 | |
| 16 Brian McCann, L (1,2) <small>OBP: 0.417, SLG: 0.515</small> | <small>2-3</small> | | | <small>1</small> | | <small>1B</small> | | <small>IBB</small> | <small>BB</small> | 3 | 0 | 1 | 0 | 2 | 0 | 1 | |
| 7 Jeff Francoeur, R (1,9) <small>OBP: 0.272, SLG: 0.439</small> | <small>1B</small> | <small>1B</small> | <small>2</small> | | | <small>1-2</small> | | <small>1B</small> | <small>3</small> | 5 | 0 | 2 | 2 | 0 | 1 | 4 | |
| Adam LaRoche, L (1,3) <small>OBP: 0.326, SLG: 0.478</small> | <small>2</small> | | <small>3</small> | | | | <small>HR</small> | <small>3</small> | | 4 | 1 | 1 | 1 | 0 | 3 | 3 | |
| Scott Thorman, L (1,7) <small>OBP: 0.154, SLG: 0.160</small> 23 Matt Diaz, R (7,PH) <small>OBP: 0.368, SLG: 0.484</small> Marcus Giles, R (8,4) <small>OBP: 0.322, SLG: 0.346</small> Ryan Langerhans, L (1,8) <small>OBP: 0.332, SLG: 0.380</small> | <small>BB</small> | <small>1B</small> | <small>1-2</small> | | <small>1B</small> | | <small>1-2</small> | <small>1</small> | <small>1B</small> | 1 | 0 | 1 | 0 | 1 | 0 | 0 | |
| Inning Stats | R: 0 H: 1 E: 0 K: 1 S: 9 | R: 1 H: 2 E: 0 K: 1 S: 10 | R: 0 H: 0 E: 0 K: 1 S: 9 | R: 0 H: 0 E: 0 K: 1 S: 7 | R: 0 H: 1 E: 0 K: 0 S: 6 | R: 0 H: 1 E: 0 K: 0 S: 10 | R: 1 H: 1 E: 0 K: 0 S: 16 | R: 2 H: 3 E: 0 K: 2 S: 19 | 1B: 8 2B: 2 3B: 0 HR: 1 | SF: 0 SAC: 0 DP: 0 HBP: 0 | WP: 1 PA: 42 FB: 1 SB: 1 CS: 1 | AB 37 R 5 H 11 RBI 5 BB 5 SO 8 LOB 19 | | | | | |
| PITCHER | Jaret Wright, R (1,1) <small>ERA: 4.18</small> Ron Villone, L (7,1) <small>ERA: 2.2</small> 3B T.J. Beam, R (8,1) <small>ERA: 4.91</small> Mike Myers, L (8,1) <small>ERA: 0.68</small> Kyle Farnsworth, R (9,1) <small>ERA: 4.99</small> | IP: 6.0 WLS: L BF: 24 H: 5 R: 1 ER: 1 SO: 4 BB: 2 IBB: 0 HBP: 0 BLK: 0 WP: 0 HR: 0 S: 51 P: 90 ERA: 1.50 WHIP: 1.167 | Matt Smith, L (9,1) <small>ERA:</small> | IP: 0.1 WLS: 3 BF: 3 H: 0 R: 0 ER: 0 SO: 1 BB: 1 IBB: 1 HBP: 0 BLK: 0 WP: 0 HR: 0 S: 4 P: 12 ERA: 0.00 WHIP: 3.000 | | | | | | | | | | | | | |

Atlanta Braves @ New York Yankees
 Yankee Stadium, Bronx, NY
 Tue Jun 27 2006, 7:05 PM EDT
 Att: 53,763 - Cloudy - 78 F

AB 37
 R 5
 H 11
 RBI 5
 BB 5
 SO 8
 LOB 19



| Batter | 1 | 2 | 3 | 4 | 5 | 6 | 7 | 8 | 9 | AB | R | H | RBI | BB | SO | LOB | BOTTOM |
|--|--|---|---------------------------------------|--|--------------------------------------|--------------------------------------|---------------------------------------|---------------------------------------|--------------------------------------|----------------------------------|------------------------------------|--|---|----|----|-----|--------|
| 18 Johnny Damon, L (1,8) <small>OBP: 0.373, SLG: 0.485</small> | <small>BB</small> | | <small>1B</small> | | <small>3</small> | | <small>3</small> | | | 3 | 0 | 1 | 0 | 1 | 2 | 3 | |
| 2 Derek Jeter, R (1,6) <small>OBP: 0.426, SLG: 0.459</small> | <small>1-1</small> | | <small>1-2 2-3</small> | | | <small>1</small> | | <small>1B</small> | | 4 | 0 | 1 | 0 | 0 | 0 | 3 | |
| 25 Jason Giambi, L (1,10) <small>OBP: 0.426, SLG: 0.613</small> | <small>3</small> | | <small>3</small> | | | <small>2</small> | | <small>1</small> | <small>1</small> | 4 | 0 | 0 | 0 | 0 | 0 | 3 | |
| 13 Alex Rodriguez, R (1,5) <small>OBP: 0.388, SLG: 0.487</small> | | <small>1</small> | | <small>1</small> | | <small>3</small> | | <small>2</small> | | 4 | 0 | 0 | 0 | 0 | 1 | 1 | |
| 20 Jorge Posada, S (1,2) <small>OBP: 0.405, SLG: 0.481</small> | <small>2B</small> | | <small>2</small> | | | <small>1B</small> | | <small>3</small> | | 4 | 1 | 2 | 0 | 0 | 0 | 1 | |
| Bernie Williams, S (1,9) <small>OBP: 0.315, SLG: 0.419</small> | <small>2</small> | | <small>3</small> | | | <small>1</small> | | <small>1</small> | | 4 | 0 | 0 | 0 | 0 | 0 | 2 | |
| 12 Andy Phillips, R (1,3) <small>OBP: 0.321, SLG: 0.488</small> | <small>3</small> | | | | <small>1B</small> | | <small>2</small> | | <small>2</small> | 4 | 0 | 1 | 0 | 0 | 0 | 2 | |
| 28 Melky Cabrera, S (1,7) <small>OBP: 0.345, SLG: 0.340</small> | | | <small>1B</small> | | <small>1</small> | | <small>1B</small> | | <small>HR</small> | 4 | 1 | 2 | 1 | 0 | 0 | 1 | |
| Miguel Cairo, R (1,4) <small>OBP: 0.292, SLG: 0.298</small> | <small>1-2</small> | | <small>2</small> | | <small>2</small> | | <small>1B</small> | <small>1</small> | <small>3</small> | 4 | 0 | 1 | 0 | 0 | 1 | 2 | |
| Inning Stats | R: 0 H: 0 E: 0 K: 0 S: 6 | R: 0 H: 1 E: 0 K: 0 S: 7 | R: 0 H: 2 E: 0 K: 0 S: 10 | R: 0 H: 0 E: 0 K: 0 S: 5 | R: 0 H: 1 E: 0 K: 1 S: 9 | R: 0 H: 0 E: 0 K: 0 S: 6 | R: 1 H: 2 E: 1 K: 1 S: 13 | R: 0 H: 1 E: 0 K: 1 S: 11 | R: 1 H: 1 E: 0 K: 1 S: 8 | 1B: 6 2B: 2 3B: 0 HR: 1 | SF: 0 SAC: 0 DP: 1 HBP: 0 | WP: 0 PA: 36 FB: 0 SB: 0 CS: 0 | AB 35 R 2 H 8 RBI 1 BB 1 SO 4 LOB 18 | | | | |
| PITCHER | Horacio Ramirez, L (1,1) <small>ERA: 3.48</small> Horacio Ramirez, L (8,1) <small>ERA: 3.48</small> Jorge Sosa, R (9,1) <small>ERA: 5.23</small> | IP: 8.0 WLS: W BF: 32 H: 7 R: 1 ER: 0 SO: 3 BB: 1 IBB: 0 HBP: 0 BLK: 1 WP: 0 HR: 0 S: 67 P: 111 ERA: 0.00 WHIP: 1.000 | PITCHER | IP: 1.0 WLS: 4 BF: 1 H: 1 R: 1 ER: 1 SO: 1 BB: 0 IBB: 0 HBP: 0 BLK: 0 WP: 0 HR: 1 S: 8 P: 12 ERA: 9.00 WHIP: 1.000 | | | | | | | | | | | | | |

Atlanta Braves @ New York Yankees
 Yankee Stadium, Bronx, NY
 Tue Jun 27 2006, 7:05 PM EDT
 Att: 53,763 - Cloudy - 78 F

AB 35
 R 2
 H 8
 RBI 1
 BB 1
 SO 4
 LOB 18



| Batter | 1 | 2 | 3 | 4 | 5 | 6 | 7 | 8 | 9 | 10 | 11 | 12 | AB | R | H | RBI | BB | SO | LOB | TOP | | | | | | |
|--|---|------------------------------------|-----------------------------------|---------------------------------|------------------------------|----------------------------------|------------------------------|---|------------------------------|---|-------------------------------|----------------------------------|------------------------------|---------------------------------|-------------------------------|----------------------------------|-------------------------------|----------------------------------|-------------------------------|----------------------------------|-------------------------------|----------------------------------|----------------------------------|------------------------------------|----------------------------------|--------|
| Marcus Giles, R <small>OBP: 0.322, SLG: 0.354</small> (1.4) | K | | G6-4-3 | | | K | | G4-3 | | G4-3 | | HR | 5 | 1 | 1 | 1 | 1 | 2 | 1 | | | | | | | |
| 11 Edgar Renteria, R <small>OBP: 0.380, SLG: 0.439</small> (1.6) | G6-3 | | | 2B | | G2-3 | | G1-3 | | G4-3 | | F8 | 6 | 1 | 1 | 0 | 0 | 0 | 1 | | | | | | | |
| 10 Chipper Jones, S <small>OBP: 0.380, SLG: 0.453</small> (1.5) | P6 | | G6-3 | | | 1B | | 1B | | | | WP | 6 | 1 | 3 | 0 | 0 | 0 | 1 | | | | | | | |
| Andrew Jones, R <small>OBP: 0.350, SLG: 0.517</small> (1.8) | | G5-3 | | 2B | | 1B | | L6 | | | G3 | WP | 5 | 0 | 2 | 1 | 1 | 0 | 1 | | | | | | | |
| 16 Brian McCann, L <small>OBP: 0.416, SLG: 0.512</small> 4 Pete Orr, L <small>OBP: 0.233, SLG: 0.310</small> Scott Thorman, L <small>OBP: 0.185, SLG: 0.160</small> (11, PR) (11.3) | | G3 | | G6-3 | | 1B | | | | | G5-3 | WP | 5 | 0 | 2 | 1 | 1 | 0 | 1 | | | | | | | |
| 7 Jeff Francoeur, R <small>OBP: 0.274, SLG: 0.437</small> (1.9) | | | | G6-3 | | 1B | | | | | 1B | 1B | 5 | 0 | 2 | 1 | 0 | 0 | 1 | | | | | | | |
| Adam LaRoche, L <small>OBP: 0.321, SLG: 0.470</small> 23 Matt Diaz, R <small>OBP: 0.373, SLG: 0.484</small> Todd Pratt, R <small>OBP: 0.256, SLG: 0.287</small> (11, PH) (11.2) | | | | G1-3 | | | | | | | | | 4 | 0 | 0 | 0 | 0 | 1 | 2 | | | | | | | |
| Wilson Betemit, S <small>OBP: 0.336, SLG: 0.464</small> (1.10) | | | G4-3 | | | G3 | | G6-3 | | G6-3 | | HBP | 0 | 0 | 0 | 0 | 0 | 0 | 0 | | | | | | | |
| Ryan Langerhans, L <small>OBP: 0.329, SLG: 0.372</small> (1.7) | | | | | G4-3 | | | G4-3 | | | | F8 | 4 | 0 | 0 | 0 | 1 | 1 | 0 | | | | | | | |
| Inning Stats | R: 0 E: 0 K: 1 S: 7 | H: 0 LOB: 0 BB: 0 P: 10 | R: 0 E: 0 K: 0 S: 6 | H: 1 LOB: 1 BB: 0 P: 6 | R: 0 E: 0 K: 0 S: 4 | H: 0 LOB: 0 BB: 1 P: 12 | R: 1 E: 0 K: 0 S: 9 | H: 2 LOB: 1 BB: 0 P: 13 | R: 0 E: 0 K: 0 S: 6 | H: 0 LOB: 0 BB: 0 P: 11 | R: 1 E: 0 K: 1 S: 14 | H: 3 LOB: 2 BB: 0 P: 21 | R: 0 E: 0 K: 0 S: 6 | H: 1 LOB: 1 BB: 0 P: 7 | R: 0 E: 0 K: 1 S: 12 | H: 1 LOB: 1 BB: 0 P: 14 | R: 0 E: 0 K: 1 S: 12 | H: 0 LOB: 0 BB: 1 P: 19 | R: 0 E: 1 K: 0 S: 11 | H: 1 LOB: 3 BB: 0 P: 16 | R: 1 E: 0 K: 0 S: 13 | H: 2 LOB: 3 BB: 2 P: 29 | 1B: 7 2B: 3 3B: 0 HR: 1 | SF: 0 SAC: 0 DP: 1 HBP: 1 | WP: 1 PB: 0 SB: 0 CS: 0 | PA: 51 |
| PITCHER | IP WLS BF H R ER SO BB IBB HBP BLK WP HR S P ERA WHIP | 40 Chien-Ming Wang, R ERA: 4.01 | 42 Mariano Rivera, R ERA: 1.88 | Kyle Farnsworth, R ERA: 4.89 | Mike Myers, L ERA: 0.68 | Scott Proctor, R ERA: 4.22 | PITCHER | IP WLS BF H R ER SO BB IBB HBP BLK WP HR S P ERA WHIP | Ron Villone, L ERA: 2.18 | 0.1 0 2 0 0 0 0 1 0 0 0 0 0 0 2 6 0.00 3.000 | | | | | | | | | | | | | | | | |

Atlanta Braves @ New York Yankees
 Yankee Stadium, Bronx, NY
 Wed Jun 28 2006, 1:05 PM EDT
 Att. 54,186 - Partly Cloudy - 83 F

AB 46
 R 3
 H 11
 RBI 3
 BB 4
 SO 4
 LOB 18



| Batter | 1 | 2 | 3 | 4 | 5 | 6 | 7 | 8 | 9 | 10 | 11 | 12 | AB | R | H | RBI | BB | SO | LOB | BOTTOM | | | | | | |
|--|---|----------------------------------|-------------------------------|----------------------------------|----------------------------------|----------------------------------|-------------------------------|---|------------------------------|--|-------------------------------|----------------------------------|-------------------------------|----------------------------------|------------------------------|----------------------------------|------------------------------|----------------------------------|------------------------------|---------------------------------|------------------------------|----------------------------------|----------------------------------|------------------------------------|----------------------------------|--------|
| 18 Johnny Damon, L <small>OBP: 0.369, SLG: 0.477</small> (1.8) | F8 | | P5 | | F8 | | | | | | | | 5 | 0 | 0 | 0 | 1 | 0 | 0 | | | | | | | |
| 28 Melky Cabrera, S <small>OBP: 0.344, SLG: 0.335</small> (1.7) | G5-3 | | G4-3 | | | 1B | | K2-3 | | | F9 | | 5 | 1 | 1 | 0 | 1 | 1 | 2 | | | | | | | |
| 2 Derek Jeter, R <small>OBP: 0.424, SLG: 0.458</small> (1.6) | 2B | | G6-3 | | | K | | F9 | | | | G6-3 | 5 | 0 | 1 | 0 | 1 | 1 | 1 | | | | | | | |
| 25 Jason Giambi, L <small>OBP: 0.271, SLG: 0.624</small> 64 Kevin Reese, L <small>OBP: 0.500, SLG: 0.429</small> (12, PR) (11.9) | | | | | F8 | | 1B | | | | | L8 | 4 | 1 | 2 | 1 | 2 | 0 | 2 | | | | | | | |
| 13 Alex Rodriguez, R <small>OBP: 0.390, SLG: 0.496</small> (1.5) | F8 | | | | | G1-4-3 | | 1B | | | HR | | 0 | 1 | 0 | 0 | 0 | 0 | 0 | | | | | | | |
| Bernie Williams, S <small>OBP: 0.318, SLG: 0.414</small> Bubba Crosby, L <small>OBP: 0.310, SLG: 0.321</small> (10, PR) (11.9) | | K | | G5-3 | | F9 | | | | | | HR | 3 | 0 | 0 | 0 | 2 | 1 | 2 | | | | | | | |
| 12 Andy Phillips, R <small>OBP: 0.316, SLG: 0.492</small> (1.3) | | K | | | | L4 | | | | | | | 5 | 0 | 1 | 0 | 0 | 2 | 4 | | | | | | | |
| Miguel Cairo, R <small>OBP: 0.288, SLG: 0.294</small> (1.4) | | | | | | P4 | | | | | | | 5 | 0 | 1 | 0 | 0 | 1 | 4 | | | | | | | |
| Kelly Stinnett, R <small>OBP: 0.275, SLG: 0.313</small> 20 Jorge Posada, S <small>OBP: 0.400, SLG: 0.474</small> (7, PH) (8.2) | | | FC6-4 | | | | | | | | | | 2 | 0 | 0 | 0 | 0 | 1 | 1 | | | | | | | |
| Inning Stats | R: 0 E: 0 K: 1 S: 13 | H: 1 LOB: 2 BB: 1 P: 23 | R: 0 E: 0 K: 2 S: 10 | H: 1 LOB: 1 BB: 0 P: 13 | R: 0 E: 0 K: 0 S: 10 | H: 0 LOB: 0 BB: 0 P: 10 | R: 0 E: 0 K: 1 S: 10 | H: 1 LOB: 1 BB: 0 P: 15 | R: 0 E: 0 K: 1 S: 7 | H: 0 LOB: 0 BB: 0 P: 12 | R: 1 E: 0 K: 1 S: 12 | H: 2 LOB: 1 BB: 0 P: 17 | R: 0 E: 0 K: 1 S: 13 | H: 1 LOB: 2 BB: 2 P: 20 | R: 1 E: 0 K: 1 S: 8 | H: 1 LOB: 2 BB: 2 P: 19 | R: 0 E: 0 K: 1 S: 9 | H: 0 LOB: 1 BB: 1 P: 14 | R: 0 E: 0 K: 0 S: 6 | H: 0 LOB: 0 BB: 0 P: 8 | R: 2 E: 0 K: 0 S: 7 | H: 1 LOB: 1 BB: 1 P: 14 | 1B: 4 2B: 1 3B: 1 HR: 2 | SF: 0 SAC: 0 DP: 0 HBP: 0 | WP: 0 PB: 0 SB: 1 CS: 0 | PA: 50 |
| PITCHER | IP WLS BF H R ER SO BB IBB HBP BLK WP HR S P ERA WHIP | 29 John Smoltz, R ERA: 3.73 | Ken Ray, R ERA: 3.03 | 54 Chad Paronto, R ERA: 3.57 | 49 Macay McBride, L ERA: 4.56 | Oscar Villarreal, R ERA: 4.14 | PITCHER | IP WLS BF H R ER SO BB IBB HBP BLK WP HR S P ERA WHIP | Jorge Sosa, R ERA: 5.45 | 0.1 L 3 1 2 2 0 1 0 0 0 0 0 0 1 7 14 54.00 6.000 | | | | | | | | | | | | | | | | |

Atlanta Braves @ New York Yankees
 Yankee Stadium, Bronx, NY
 Wed Jun 28 2006, 1:05 PM EDT
 Att. 54,186 - Partly Cloudy - 83 F

AB 42
 R 4
 H 8
 RBI 4
 BB 8
 SO 9
 LOB 20



| Batter | 1 | 2 | 3 | 4 | 5 | 6 | 7 | 8 | 9 | AB | R | H | RBI | BB | SO | LOB | TOP | | | | | |
|-------------------------------|---|----------------------------------|-------------------------------|----------------------------------|------------------------------|----------------------------------|------------------------------|----------------------------------|-------------------------------|----------------------------------|-------------------------------|----------------------------------|------------------------------|----------------------------------|------------------------------|---------------------------------|------------------------------|----------------------------------|----------------------------------|------------------------------------|----------------------------------|--------|
| 1 Brian Roberts, S (1,4) C | 0-1 F9 | | 3-3 K | | 0-1 F9 | 0-1 F8 | | | 0-0 G4-6-3 | 5 | 0 | 0 | 0 | 0 | 1 | 4 | | | | | | |
| 6 Melvin Mora, R (1,5) C | 4-1 BB | | 1-2 F7 | | 0-1 F8 | | 2-3 K | | | 3 | 0 | 0 | 0 | 1 | 1 | 1 | | | | | | |
| 10 Miguel Tejada, R (1,6) B | 2-3 K | | 1-3 K | | | 2-0 HR | 0-0 L6 | | | 4 | 1 | 1 | 0 | 0 | 2 | 1 | | | | | | |
| 55 Ramon Hernandez, R (1,2) B | 2-1 P3 | | | 0-2 P2 | 1-1 F9 | F9 | | | | 4 | 0 | 0 | 0 | 0 | 2 | | | | | | | |
| Jeff Conine, R (1,7) B | | 1-2 K | | 1-0 P4 | 3-1 HR | | | 0-0 G4-3 | | 4 | 1 | 1 | 2 | 0 | 1 | 0 | | | | | | |
| 17 Corey Patterson, L (1,8) C | 0-2 F7 | | 1-1 FC5-4 | 1-1 FC5-4 | 1-0 HR | | | 0-0 B3 | | 4 | 1 | 2 | 1 | 0 | 0 | 0 | | | | | | |
| Kevin Millar, R (1,3) B | 4-1 BB | | 3-1 FC5-4 | 3-1 FC5-4 | 2-0 HR | | | 0-2 G6-3 | | 2 | 0 | 0 | 0 | 1 | 0 | 1 | | | | | | |
| 21 Nick Markakis, L (1,9) C | 1-2 BB | | 1-2 1B | | 0-0 SH1-4 | 0-0 L7 | | | 4-1 G4-6-3 | 3 | 0 | 3 | 0 | 1 | 0 | 0 | | | | | | |
| 40 Daniel Cabrera, R (1,1) B | 2-3 K | | 1-2 1B | | 0-1 SH1-4 | 0-0 L7 | | | 1-3 K | 1 | 0 | 0 | 0 | 0 | 1 | 2 | | | | | | |
| Ed Rogers, R (5, PH) | | | | | | | | | | 1 | 0 | 0 | 0 | 0 | 0 | 2 | | | | | | |
| 25 Kurt Birkins, L (6,1) | | | | | | | | | | 0 | 0 | 0 | 0 | 0 | 0 | 0 | | | | | | |
| Todd Williams, R (6,1) | | | | | | | | | | 0 | 0 | 0 | 0 | 0 | 0 | 0 | | | | | | |
| 43 Sendy Rleal, R (7,1) | | | | | | | | | | 0 | 0 | 0 | 0 | 0 | 0 | 0 | | | | | | |
| Howie Clark, L (8, PH) | | | | | | | | | | 1 | 0 | 0 | 0 | 0 | 1 | 1 | | | | | | |
| Inning Stats | R: 0 E: 0 K: 1 S: 8 | H: 0 LOB: 1 BB: 1 P: 16 | R: 0 E: 0 K: 2 S: 13 | H: 1 LOB: 2 BB: 1 P: 21 | R: 0 E: 0 K: 2 S: 9 | H: 0 LOB: 0 BB: 0 P: 14 | R: 0 E: 0 K: 0 S: 8 | H: 1 LOB: 1 BB: 0 P: 13 | R: 0 E: 0 K: 0 S: 11 | H: 1 LOB: 1 BB: 0 P: 13 | R: 3 E: 0 K: 0 S: 10 | H: 4 LOB: 2 BB: 1 P: 19 | R: 0 E: 0 K: 1 S: 7 | H: 0 LOB: 0 BB: 0 P: 11 | R: 0 E: 0 K: 0 S: 5 | H: 0 LOB: 0 BB: 0 P: 5 | R: 0 E: 0 K: 1 S: 5 | H: 0 LOB: 0 BB: 1 P: 10 | 1B: 5 2B: 0 3B: 0 HR: 2 | SF: 0 SAC: 1 DP: 1 HBP: 1 | WP: 0 PB: 0 SB: 0 CS: 0 | PA: 37 |
| PITCHER | IP WLS BF H R ER SO BB IBB HBP BLK WP HR S P ERA WHIP | | | | | | | | | | | | | | | | | | | | | |
| 36 Chuck James, L (1,1) | 6.0 W 28 7 3 3 5 2 0 1 0 0 2 59 96 4.50 1.500 | | | | | | | | | | | | | | | | | | | | | |
| 54 Chad Paronto, R (7,1) | 1.0 H 3 0 0 0 1 0 0 0 0 0 0 7 11 0.00 0.000 | | | | | | | | | | | | | | | | | | | | | |
| Ken Ray, R (8,1) | 1.0 H 3 0 0 0 0 0 0 0 0 0 0 5 5 0.00 0.000 | | | | | | | | | | | | | | | | | | | | | |
| Jorge Sosa, R (9,1) | 1.0 S 3 0 0 0 1 1 0 0 0 0 0 5 10 0.00 1.000 | | | | | | | | | | | | | | | | | | | | | |

Baltimore Orioles @ Atlanta Braves
Turner Field, Atlanta, GA
Fri Jun 30 2006, 7:35 PM EDT
Att: 34,581 - Partly Cloudy - 88 F

AB 32
R 3
H 7
RBI 3
BB 3
SO 7
LOB 14



| Batter | 1 | 2 | 3 | 4 | 5 | 6 | 7 | 8 | 9 | AB | R | H | RBI | BB | SO | LOB | BOTTOM | | | |
|------------------------------|---|----------------------------------|-------------------------------|----------------------------------|------------------------------|----------------------------------|------------------------------|----------------------------------|-------------------------------|----------------------------------|-------------------------------|----------------------------------|------------------------------|----------------------------------|-------------------------------|----------------------------------|----------------------------------|------------------------------------|----------------------------------|--------|
| Marcus Giles, R (1,4) B | 4-2 BB | | 3-2 F9 | | 2-1 L5 | 1-2 11 WP | | | | 3 | 1 | 1 | 2 | 1 | 0 | 0 | | | | |
| 11 Edgar Renteria, R (1,6) D | 1-1 BB | | 1-1 G6-3 | | 4-2 10 S | 3-2 L9 | | | | 3 | 1 | 1 | 1 | 1 | 0 | 2 | | | | |
| 10 Chipper Jones, S (1,5) B | 1-3 BB | | 3-2 G4-3 | | 3-2 10 S | 1-2 2B | | | 19 G4-6-3 | 4 | 0 | 2 | 1 | 0 | 1 | 1 | | | | |
| Andrew Jones, R (1,8) B | 0-3 K | | 4-2 BB | | 1-3 K | | | | 1B | 3 | 0 | 0 | 0 | 1 | 2 | 3 | | | | |
| 16 Brian McCann, L (1,2) D | 4-1 BB | | 1-1 F8 | | 0-0 1B | 1-2 1B | | | 1-2 1B | 3 | 1 | 1 | 0 | 1 | 0 | 2 | | | | |
| 7 Jeff Francoeur, R (1,9) C | 2-3 K | | | 1-1 G5-3 | | 2-3 K | | | | 4 | 0 | 0 | 0 | 0 | 2 | 3 | | | | |
| Adam LaRoche, L (1,3) B | | 3-1 HR | | 1-3 K | | 2-2 BB | | | | 4 | 2 | 2 | 1 | 0 | 1 | 0 | | | | |
| Scott Thorman, L (1,7) B | | 1-0 F7 | | 2-1 L7 | | 4-0 11 WP | | | | 2 | 0 | 0 | 0 | 1 | 0 | 0 | | | | |
| 54 Chad Paronto, R (7,1) | | | | | | 1-2 BB | | | | 0 | 0 | 0 | 0 | 0 | 0 | 0 | | | | |
| Ken Ray, R (8,1) | | | | | | | | | | 0 | 0 | 0 | 0 | 0 | 0 | 0 | | | | |
| Wilson Betemit, S (8, PH) | | | | | | | | | | 1 | 0 | 0 | 0 | 0 | 0 | 0 | | | | |
| Jorge Sosa, R (9,1) | | | | | | | | | | 0 | 0 | 0 | 0 | 0 | 0 | 0 | | | | |
| 36 Chuck James, L (1,1) | | | | | | | | | | 2 | 0 | 0 | 0 | 2 | 0 | | | | | |
| 23 Matt Diaz, R (6, PH) | | | | | | | | | | 1 | 0 | 0 | 0 | 1 | 3 | | | | | |
| Inning Stats | R: 1 E: 0 K: 3 S: 15 | H: 1 LOB: 2 BB: 2 P: 27 | R: 1 E: 0 K: 1 S: 11 | H: 1 LOB: 0 BB: 0 P: 19 | R: 0 E: 0 K: 0 S: 9 | H: 0 LOB: 1 BB: 1 P: 18 | R: 0 E: 0 K: 1 S: 7 | H: 0 LOB: 0 BB: 0 P: 11 | R: 0 E: 0 K: 1 S: 14 | H: 0 LOB: 1 BB: 1 P: 27 | R: 2 E: 0 K: 2 S: 17 | H: 3 LOB: 2 BB: 1 P: 31 | R: 0 E: 0 K: 0 S: 6 | H: 1 LOB: 0 BB: 0 P: 12 | R: 0 E: 0 K: 0 S: 11 | H: 0 LOB: 0 BB: 0 P: 18 | 1B: 4 2B: 2 3B: 0 HR: 1 | SF: 0 SAC: 0 DP: 1 HBP: 0 | WP: 1 PB: 0 SB: 1 CS: 0 | PA: 35 |
| PITCHER | IP WLS BF H R ER SO BB IBB HBP BLK WP HR S P ERA WHIP | | | | | | | | | | | | | | | | | | | |
| 40 Daniel Cabrera, R (1,1) | 5.0 L 4 2 2 2 1 1 0 0 0 0 0 7 15 54.00 9.000 | | | | | | | | | | | | | | | | | | | |
| 25 Kurt Birkins, L (6,1) | 0.1 L 4 2 2 2 1 1 0 0 0 0 0 7 15 54.00 9.000 | | | | | | | | | | | | | | | | | | | |
| Todd Williams, R (6,1) | 0.2 3 1 0 0 1 0 0 0 0 0 1 0 10 0.00 1.500 | | | | | | | | | | | | | | | | | | | |
| 43 Sendy Rleal, R (7,1) | 2.0 6 1 0 0 0 0 0 0 0 0 0 0 17 0.00 0.500 | | | | | | | | | | | | | | | | | | | |

Baltimore Orioles @ Atlanta Braves
Turner Field, Atlanta, GA
Fri Jun 30 2006, 7:35 PM EDT
Att: 34,581 - Partly Cloudy - 88 F


AB 30
R 5
H 7
RBI 5
BB 5
SO 9
LOB 14




| Batter | 1 | 2 | 3 | 4 | 5 | 6 | 7 | 8 | 9 | AB | R | H | RBI | BB | SO | LOB | TOP | | | | | | | |
|--|---|--|--|----------------------------------|------------------------------|----------------------------------|------------------------------|---------------------------------|-------------------------------|----------------------------------|------------------------------|----------------------------------|------------------------------|----------------------------------|-------------------------------|----------------------------------|--|---------------------------------|----------------------------------|------------------------------------|----------------------------------|--------|--|--|
| 1 Brian Roberts, S (1,4) OBP: 0.376, SLG: 0.411 | 3-2 6 HR 1B | | 2-2 G1-3 | | | 0-2 G6-3 | | 2-0 E5 | | 4 | 1 | 1 | 1 | 0 | 0 | 1 | <p>Baltimore Orioles @ Atlanta Braves Turner Field, Atlanta, GA</p> <p>Sun Jul 02 2006, 1:05 PM EDT Att: 27,693 - Sunny - 93 F</p> | | | | | | | |
| 6 Melvin Mora, R (1,5) OBP: 0.354, SLG: 0.426 | 1 SAFE 1-H HR | | 0-1 G5-3 | | | 2-1 G5-3 | | 1-3 3-H P1 | | 4 | 1 | 1 | 2 | 0 | 0 | 2 | | | | | | | | |
| 10 Miguel Tejada, R (1,6) OBP: 0.368, SLG: 0.509 | 2-0 55 G6-3 1B | | 2-3 K | | | 0-0 L4 | | 2-2 L7 | | 4 | 0 | 1 | 0 | 0 | 1 | 2 | | | | | | | | |
| 55 Ramon Hernandez, R (1,2) OBP: 0.336, SLG: 0.500 | 1-0 G6-3 | | | 0-0 G6-3 | | | 0-1 G1-3 | | 2-0 F7 | 4 | 0 | 0 | 0 | 0 | 0 | 1 | | | | | | | | |
| Jeff Conine, R (1,7) OBP: 0.332, SLG: 0.430 | 0-0 G1-3 | | | 1-1 G5-4-3 1B | | | 1-3 K | | 2-1 F9 | 4 | 0 | 1 | 0 | 0 | 1 | 0 | | | | | | | | |
| Kevin Millar, R (1,3) OBP: 0.346, SLG: 0.369 | | 2-1 F8 | | 1-0 G5-4-3 1B | | | 2-3 K | | 0-0 2B | 4 | 0 | 1 | 0 | 0 | 1 | 1 | | | | | | | | |
| 21 Nick Markakis, L (1,9) OBP: 0.342, SLG: 0.355 | | 2-1 G1-3 | | | 3-2 G4-3 | | | 0-2 FC6-4 1B | 0-0 L8 | 4 | 1 | 1 | 0 | 0 | 0 | 1 | | | | | | | | |
| Luis Matos, R (1,8) OBP: 0.289, SLG: 0.345 | | 0-0 1B | | | 2-3 K | | | 2-1 FC6-4 1B | | 3 | 0 | 2 | 0 | 0 | 1 | 0 | | | | | | | | |
| 34 Kris Benson, R (1,1) OBP: 0.111, SLG: 0.444 Chris Britton, R (6,1) | | 1-0 G5-3 | | | 1-0 G6-3 | | | 2-2 FC6-4 1B | | 2 | 0 | 0 | 0 | 0 | 0 | 1 | | | | | | | | |
| Bruce Chen, L (7,1) OBP: 1.000, SLG: 1.000 Ed Rogers, R (8, PH) OBP: 0.182, SLG: 0.190 43 Senny Rieal, R (8,1) | | | | | | | | 1-2 2-3 FC6-4 1B | | 0 | 0 | 0 | 0 | 0 | 0 | 0 | | | | | | | | |
| Inning Stats | R: 2 E: 0 K: 0 S: 10 | H: 3 LOB: 0 BB: 0 P: 16 | R: 0 E: 0 K: 0 S: 6 | H: 1 LOB: 1 BB: 0 P: 11 | R: 0 E: 0 K: 1 S: 8 | H: 0 LOB: 0 BB: 0 P: 12 | R: 0 E: 0 K: 0 S: 4 | H: 1 LOB: 0 BB: 0 P: 6 | R: 0 E: 0 K: 1 S: 10 | H: 0 LOB: 0 BB: 0 P: 16 | R: 0 E: 0 K: 2 S: 8 | H: 0 LOB: 0 BB: 0 P: 10 | R: 0 E: 0 K: 2 S: 8 | H: 0 LOB: 0 BB: 0 P: 11 | R: 1 E: 1 K: 0 S: 17 | H: 2 LOB: 2 BB: 0 P: 27 | R: 0 E: 0 K: 0 S: 5 | H: 1 LOB: 1 BB: 0 P: 9 | 1B: 6 2B: 1 3B: 0 HR: 1 | SF: 0 SAC: 0 DP: 2 HBP: 0 | WP: 0 PB: 0 SB: 0 CS: 0 | PA: 34 | | |
| PITCHER | IP WLS BF H R ER SO BB IBB HBP BLK WP HR S P ERA WHIP | 8.0 W 30 7 3 3 4 0 0 0 0 0 1 71 109 3.38 0.875 | 1.0 L 4 1 0 0 0 0 0 0 0 0 0 5 9 0.00 1.000 | | | | | | | | | | | | | | | | | | | | | |

| Batter | 1 | 2 | 3 | 4 | 5 | 6 | 7 | 8 | 9 | AB | R | H | RBI | BB | SO | LOB | BOTTOM | | | | | | |
|---|---|---|--|--|--|----------------------------------|-------------------------------|----------------------------------|------------------------------|----------------------------------|-------------------------------|----------------------------------|-------------------------------|----------------------------------|-------------------------------|----------------------------------|--|----------------------------------|------------------------------------|----------------------------------|--------|--|--|
| Marcus Giles, R (1,4) OBP: 0.332, SLG: 0.353 | 1-0 L4 | | 4-2 11 1B BB | 2-2 2H 1B | | 0-3 K | | 4-0 11 G6-4-3 BB | | 3 | 1 | 1 | 1 | 2 | 1 | 0 | <p>Baltimore Orioles @ Atlanta Braves Turner Field, Atlanta, GA</p> <p>Sun Jul 02 2006, 1:05 PM EDT Att: 27,693 - Sunny - 93 F</p> | | | | | | |
| 11 Edgar Renteria, R (1,6) OBP: 0.382, SLG: 0.440 | 1-1 1B | | 0-1 1B G3 1B | 1-2 L4 | | 2-2 G4-3 | | 1-2 G6-4-3 | | 5 | 1 | 2 | 0 | 0 | 0 | 2 | | | | | | | |
| Wilson Betemit, S (1,5) OBP: 0.340, SLG: 0.483 | 1-0 1-2 1B | | 0-1 E G3 1-3 3-H 1B | | 2-1 HR | | 2-3 K | 1-3 K | | 5 | 1 | 3 | 2 | 0 | 2 | 0 | | | | | | | |
| Andrew Jones, R (1,8) OBP: 0.346, SLG: 0.502 23 Matt Diaz, R (9,7) OBP: 0.368, SLG: 0.476 | 1-1 F9 | | 3-3 K | | 2-1 F9 | | 1-1 F9 | | | 4 | 0 | 0 | 0 | 0 | 1 | 4 | | | | | | | |
| Adam LaRoche, L (1,3) OBP: 0.325, SLG: 0.484 | 2-2 G4-3 | | 2-0 G3 | | 0-0 7 2B 2B | | 3-3 K | | | 4 | 1 | 1 | 0 | 0 | 1 | 3 | | | | | | | |
| 7 Jeff Francoeur, R (1,9) OBP: 0.272, SLG: 0.435 | | 3-3 K | 1-2 G5-3 | | 0-0 F7 2H 2B | | | 2-0 1B 2B | | 4 | 1 | 2 | 1 | 0 | 1 | 1 | | | | | | | |
| Ryan Langerhans, L (1,7) OBP: 0.332, SLG: 0.391 | 1-0 HR | | | 0-0 E1 1B | 1-0 F7 | | | 0-0 10 HR 1B | | 4 | 3 | 2 | 1 | 0 | 0 | 1 | | | | | | | |
| Todd Pratt, R (1,2) OBP: 0.255, SLG: 0.286 | | 3-3 K | | 1-3 K | 3-1 F7 | | | 0-0 10 HR 1B | | 4 | 1 | 1 | 1 | 0 | 2 | 2 | | | | | | | |
| Horacio Ramirez, L (1,1) OBP: 0.267, SLG: 0.214 10 Chipper Jones, S (8, PH) OBP: 0.384, SLG: 0.482 Ken Ray, R (9,1) | | 2-2 G5-3 | | 1-1 L6 | | 0-2 G5-3 | | 1-2 1-2 HR | | 3 | 0 | 0 | 0 | 0 | 0 | 1 | | | | | | | |
| Inning Stats | R: 0 E: 0 K: 0 S: 10 | H: 2 LOB: 2 BB: 0 P: 16 | R: 1 E: 0 K: 2 S: 12 | H: 1 LOB: 0 BB: 0 P: 21 | R: 2 E: 1 K: 1 S: 17 | H: 2 LOB: 1 BB: 1 P: 27 | R: 1 E: 1 K: 1 S: 13 | H: 1 LOB: 1 BB: 0 P: 18 | R: 2 E: 0 K: 0 S: 9 | H: 3 LOB: 1 BB: 0 P: 17 | R: 0 E: 0 K: 1 S: 11 | H: 0 LOB: 0 BB: 0 P: 13 | R: 0 E: 0 K: 2 S: 11 | H: 0 LOB: 0 BB: 0 P: 17 | R: 4 E: 0 K: 1 S: 12 | H: 4 LOB: 0 BB: 1 P: 21 | | 1B: 7 2B: 3 3B: 0 HR: 3 | SF: 0 SAC: 0 DP: 1 HBP: 0 | WP: 0 PB: 0 SB: 0 CS: 0 | PA: 39 | | |
| PITCHER | IP WLS BF H R ER SO BB IBB HBP BLK WP HR S P ERA WHIP | 5.0 L 26 6 4 4 4 1 0 0 0 0 0 61 99 7.20 2.000 | 1.0 L 3 0 0 0 1 0 0 0 0 0 0 11 13 0.00 0.000 | 1.0 L 3 0 0 0 2 0 0 0 0 0 0 11 17 0.00 0.000 | 6.64 L 7 4 4 4 1 1 0 0 0 0 1 12 21 36.00 5.000 | | | | | | | | | | | | | | | | | | |

AB 34
R 3
H 8
RBI 3
BB 0
SO 4
LOB 11



AB 37
R 10
H 13
RBI 9
BB 2
SO 8
LOB 14



| Batter | 1 | 2 | 3 | 4 | 5 | 6 | 7 | 8 | 9 | AB | R | H | RBI | BB | SO | LOB | TOP | | | |
|---|---|---|---|---|---|---|---|---|---|---|---|---|---|---|---|---|---|------------------------------------|----------------------------------|--------|
| 22 David Eckstein, R (1, 6) OBP: 0.376, SLG: 0.373 | K2-3 | G3-1 | | | F7 5 F7 16 HBP | | 16 1B | | | 4 | 0 | 2 | 0 | 0 | 1 | 1 | St. Louis Cardinals @ Atlanta Braves Turner Field, Atlanta, GA Mon Jul 03 2006, 7:05 PM EDT Att. 40,011 - Overcast - 86 F | | | |
| 16 Chris Duncan, L (1, 7) OBP: 0.304, SLG: 0.581 | G4-3 | | K | | 1B | | HBP | | | 3 | 0 | 1 | 0 | 0 | 1 | 0 | | | | |
| 5 Albert Pujols, R (1, 3) OBP: 0.442, SLG: 0.728 | 2B | | HR | | F7 | | G5-4-3 | | | 4 | 1 | 2 | 1 | 0 | 0 | 4 | | | | |
| 27 Scott Rolen, R (1, 5) OBP: 0.405, SLG: 0.572 | G1 | | G5-3 | | P4 | | | | | 4 | 0 | 0 | 0 | 0 | 0 | 3 | | | | |
| 15 Jim Edmonds, L (1, 8) | | 2B 43 1B | 1B | | L7 | | | | | 4 | 1 | 2 | 0 | 0 | 1 | 2 | | | | |
| 43 Juan Encarnacion, R (1, 9) OBP: 0.309, SLG: 0.461 | | 1B | G4-3 | | | | | | | 4 | 1 | 1 | 0 | 0 | 2 | 1 | | | | |
| 4 Yadier Molina, R (1, 2) OBP: 0.265, SLG: 0.310 | | 1B | | | F9 | | | | | 4 | 0 | 0 | 0 | 0 | 2 | 2 | | | | |
| Aaron Miles, S (1, 4) OBP: 0.329, SLG: 0.335 | | 2B 23 G6-3 1-H 2-H | G3-1 | | G3-1 | | | | | 4 | 0 | 1 | 2 | 0 | 1 | 0 | | | | |
| 23 Anthony Reyes, R (1, 1) OBP: 0.167, SLG: 0.167 | | | | | | | | | | 2 | 0 | 0 | 0 | 0 | 1 | 1 | | | | |
| 34 Randy Flores, L (6, 1) | | | | | | | | | | 0 | 0 | 0 | 0 | 0 | 0 | 0 | | | | |
| 53 John Rodriguez, L (7, PH) OBP: 0.362, SLG: 0.386 | | | | | | | | | | 1 | 0 | 0 | 0 | 0 | 1 | 0 | | | | |
| 52 Josh Kinney, R (7, 1) | | | | | | | | | | 0 | 0 | 0 | 0 | 0 | 0 | 0 | | | | |
| 26 Scott Spiezio, S (9, PH) OBP: 0.368, SLG: 0.443 | | | | | | | | | | 1 | 0 | 0 | 0 | 0 | 0 | 0 | | | | |
| Inning Stats | R: 0 E: 0 K: 1 S: 10 | H: 1 LOB: 1 BB: 1 P: 12 | R: 2 E: 0 K: 1 S: 13 | H: 3 LOB: 1 BB: 0 P: 15 | R: 1 E: 0 K: 1 S: 13 | H: 2 LOB: 1 BB: 0 P: 19 | R: 0 E: 0 K: 1 S: 8 | H: 0 LOB: 0 BB: 0 P: 13 | R: 0 E: 0 K: 3 S: 11 | H: 0 LOB: 0 BB: 0 P: 13 | R: 0 E: 0 K: 1 S: 10 | H: 2 LOB: 1 BB: 0 P: 14 | R: 0 E: 0 K: 2 S: 11 | H: 0 LOB: 0 BB: 0 P: 14 | R: 0 E: 0 K: 0 S: 11 | H: 0 LOB: 0 BB: 0 P: 16 | 1B: 5 2B: 3 3B: 0 HR: 1 | SF: 0 SAC: 0 DP: 1 HBP: 1 | WP: 0 PB: 0 SB: 0 CS: 0 | PA: 36 |
| PITCHER | IP WLS BF H R ER SO BB IBB HBP BLK WP HR S P ERA WHIP | IP WLS BF H R ER SO BB IBB HBP BLK WP HR S P ERA WHIP | IP WLS BF H R ER SO BB IBB HBP BLK WP HR S P ERA WHIP | IP WLS BF H R ER SO BB IBB HBP BLK WP HR S P ERA WHIP | IP WLS BF H R ER SO BB IBB HBP BLK WP HR S P ERA WHIP | IP WLS BF H R ER SO BB IBB HBP BLK WP HR S P ERA WHIP | IP WLS BF H R ER SO BB IBB HBP BLK WP HR S P ERA WHIP | IP WLS BF H R ER SO BB IBB HBP BLK WP HR S P ERA WHIP | IP WLS BF H R ER SO BB IBB HBP BLK WP HR S P ERA WHIP | IP WLS BF H R ER SO BB IBB HBP BLK WP HR S P ERA WHIP | IP WLS BF H R ER SO BB IBB HBP BLK WP HR S P ERA WHIP | IP WLS BF H R ER SO BB IBB HBP BLK WP HR S P ERA WHIP | IP WLS BF H R ER SO BB IBB HBP BLK WP HR S P ERA WHIP | IP WLS BF H R ER SO BB IBB HBP BLK WP HR S P ERA WHIP | IP WLS BF H R ER SO BB IBB HBP BLK WP HR S P ERA WHIP | IP WLS BF H R ER SO BB IBB HBP BLK WP HR S P ERA WHIP | IP WLS BF H R ER SO BB IBB HBP BLK WP HR S P ERA WHIP | | | |

| | |
|-----|----|
| AB | 35 |
| R | 3 |
| H | 9 |
| RBI | 3 |
| BB | 0 |
| SO | 10 |
| LOB | 14 |



| Batter | 1 | 2 | 3 | 4 | 5 | 6 | 7 | 8 | 9 | AB | R | H | RBI | BB | SO | LOB | BOTTOM | |
|---|---|---|---|---|---|---|---|---|---|---|---|---|---|---|---|---|---|--------|
| Marcus Giles, R (1, 4) OBP: 0.337, SLG: 0.366 | 1B HBP | | HR | G6-3 | | | 11 G6-4-3 1B | | | 3 | 1 | 2 | 1 | 0 | 0 | 0 | St. Louis Cardinals @ Atlanta Braves Turner Field, Atlanta, GA Mon Jul 03 2006, 7:05 PM EDT Att. 40,011 - Overcast - 86 F | |
| 11 Edgar Renteria, R (1, 6) OBP: 0.383, SLG: 0.449 | F8 | | HR | | G6-4-3 BB | | G6-4-3 | | | 3 | 1 | 1 | 1 | 1 | 0 | 2 | | |
| Wilson Betemit, S (1, 5) OBP: 0.337, SLG: 0.477 | 1B | | K | | K | | | | | 4 | 0 | 1 | 0 | 0 | 2 | 1 | | |
| Andruw Jones, R (1, 8) OBP: 0.348, SLG: 0.498 | 1B | | 16 HR | | G6-4-3 | | | | | 2 | 1 | 0 | 0 | 2 | 1 | 1 | | |
| 16 Brian McCann, L (1, 2) OBP: 0.419, SLG: 0.527 | G4-6-3 | | HR | | F7 | | | | | 4 | 1 | 2 | 2 | 0 | 0 | 3 | | |
| 7 Jeff Francoeur, R (1, 9) OBP: 0.277, SLG: 0.440 | | CS HBP | 1B 2B | | F8 | | | | | 3 | 1 | 2 | 0 | 0 | 0 | 0 | | |
| Scott Thorman, L (1, 3) OBP: 0.237, SLG: 0.229 | F7 | | 2H 1B | | K | | | | | 4 | 0 | 1 | 1 | 0 | 2 | 3 | | |
| Ryan Langerhans, L (1, 7) OBP: 0.332, SLG: 0.405 | K | | | | G3 | | | | | 3 | 1 | 1 | 1 | 0 | 1 | 1 | | |
| 29 John Smoltz, R (1, 1) OBP: 0.152, SLG: 0.161 | | | | | | | | | | 2 | 0 | 0 | 0 | 0 | 2 | 0 | | |
| 54 Chad Paronto, R (7, 1) | | | | | | | | | | 0 | 0 | 0 | 0 | 0 | 0 | 0 | | |
| 4 Pete Orr, L (7, PH) OBP: 0.240, SLG: 0.315 | | | | | | | | | | 1 | 0 | 0 | 0 | 0 | 0 | 0 | | |
| Ken Ray, R (8, 1) | | | | | | | | | | 0 | 0 | 0 | 0 | 0 | 0 | 0 | | |
| Jorge Sosa, R (9, 1) OBP: 0.390, SLG: 0.421 | | | | | | | | | | 0 | 0 | 0 | 0 | 0 | 0 | 0 | | |
| Inning Stats | R: 0 E: 0 K: 0 S: 8 | H: 1 LOB: 2 BB: 1 P: 17 | R: 0 E: 0 K: 1 S: 6 | H: 0 LOB: 0 BB: 0 P: 11 | R: 5 E: 0 K: 2 S: 19 | H: 5 LOB: 1 BB: 1 P: 36 | R: 0 E: 0 K: 1 S: 8 | H: 0 LOB: 0 BB: 0 P: 11 | R: 0 E: 0 K: 1 S: 6 | H: 0 LOB: 0 BB: 0 P: 10 | R: 1 E: 0 K: 0 S: 9 | H: 2 LOB: 0 BB: 0 P: 12 | R: 0 E: 0 K: 2 S: 13 | H: 2 LOB: 2 BB: 0 P: 24 | 1B: 4 2B: 3 3B: 0 HR: 4 | SF: 0 SAC: 0 DP: 4 HBP: 2 | WP: 0 PB: 0 SB: 0 CS: 1 | PA: 34 |
| PITCHER | IP WLS BF H R ER SO BB IBB HBP BLK WP HR S P ERA WHIP | IP WLS BF H R ER SO BB IBB HBP BLK WP HR S P ERA WHIP | IP WLS BF H R ER SO BB IBB HBP BLK WP HR S P ERA WHIP | IP WLS BF H R ER SO BB IBB HBP BLK WP HR S P ERA WHIP | IP WLS BF H R ER SO BB IBB HBP BLK WP HR S P ERA WHIP | IP WLS BF H R ER SO BB IBB HBP BLK WP HR S P ERA WHIP | IP WLS BF H R ER SO BB IBB HBP BLK WP HR S P ERA WHIP | IP WLS BF H R ER SO BB IBB HBP BLK WP HR S P ERA WHIP | IP WLS BF H R ER SO BB IBB HBP BLK WP HR S P ERA WHIP | IP WLS BF H R ER SO BB IBB HBP BLK WP HR S P ERA WHIP | IP WLS BF H R ER SO BB IBB HBP BLK WP HR S P ERA WHIP | IP WLS BF H R ER SO BB IBB HBP BLK WP HR S P ERA WHIP | IP WLS BF H R ER SO BB IBB HBP BLK WP HR S P ERA WHIP | IP WLS BF H R ER SO BB IBB HBP BLK WP HR S P ERA WHIP | IP WLS BF H R ER SO BB IBB HBP BLK WP HR S P ERA WHIP | IP WLS BF H R ER SO BB IBB HBP BLK WP HR S P ERA WHIP | | |


| | |
|-----|----|
| AB | 29 |
| R | 6 |
| H | 10 |
| RBI | 6 |
| BB | 3 |
| SO | 8 |
| LOB | 11 |



| Batter | 1 | 2 | 3 | 4 | 5 | 6 | 7 | 8 | 9 | AB | R | H | RBI | BB | SO | LOB | TOP | | | | | | | | | | |
|---|------------------------------|---------------------------------|------------------------------|----------------------------------|-------------------------------|----------------------------------|-------------------------------|----------------------------------|-------------------------------|----------------------------------|-------------------------------|----------------------------------|------------------------------|---------------------------------|-------------------------------|----------------------------------|-------------------------------|----------------------------------|----------------------------------|------------------------------------|----------------------------------|--------|--|--|--|--|--|
| 22 David Eckstein, R (1, 6) OBP: 0.374, SLG: 0.370 Aaron Miles, S (5, PH) OBP: 0.328, SLG: 0.338 (5, 4) | F9 | | 1B | | F9 | | G6-3 | | G5-3 | 2 | 0 | 1 | 0 | 0 | 0 | 0 | | | | | | | | | | | |
| So Taguchi, R (1, 7) OBP: 0.356, SLG: 0.377 | L7 | | L6 | | | | G1-6-3 | | L8 | 5 | 0 | 1 | 0 | 0 | 0 | 2 | | | | | | | | | | | |
| 5 Albert Pujols, R (1, 3) OBP: 0.433, SLG: 0.707 34 Randy Flores, L (8, 1) | F8 | | | P5 | G5-3 | | | | G6-3 | 4 | 0 | 0 | 0 | 0 | 0 | 1 | | | | | | | | | | | |
| 27 Scott Rolen, R (1, 5) OBP: 0.405, SLG: 0.581 Gary Bennett, R (8, 2) OBP: 0.247, SLG: 0.263 | | F7 | | HR | | | 43 1B 15 SF7 | | G6-3 | 4 | 2 | 2 | 1 | 0 | 0 | 0 | | | | | | | | | | | |
| 43 Juan Encarnacion, R (1, 9) OBP: 0.312, SLG: 0.470 52 Josh Kinney, R (7, 1) 26 Scott Spiezio, S (8, PH) OBP: 0.373, SLG: 0.447 (8, 5) | | F9 | | 15 G3-6-1 1B | | | 15 BB 1B | | | 3 | 0 | 2 | 0 | 0 | 0 | 0 | | | | | | | | | | | |
| 15 Jim Edmonds, L (1, 8) OBP: 0.382, SLG: 0.438 | | | | G3-6-1 | | | SF7 | | | 1 | 0 | 0 | 1 | 2 | 0 | 1 | | | | | | | | | | | |
| 4 Yadier Molina, R (1, 2) OBP: 0.289, SLG: 0.325 (8, 3) | | | | BB | | | F7 | | | 4 | 1 | 1 | 0 | 0 | 1 | 4 | | | | | | | | | | | |
| 7 Hector Luna, R (1, 4) OBP: 0.360, SLG: 0.448 (5, 6) | | | G4-3 | | | | G4-3 | | G6-3 | 4 | 1 | 1 | 2 | 0 | 0 | 1 | | | | | | | | | | | |
| Jeff Suppan, R (1, 1) OBP: 0.200, SLG: 0.172 Tyler Johnson, S (4, 1) Josh Hancock, R (5, 1) 16 Chris Duncan, L (7, PH) OBP: 0.327, SLG: 0.563 (7, 9) | | | L9 | | | | K | | G1-3 | 1 | 0 | 0 | 0 | 0 | 0 | 0 | | | | | | | | | | | |
| | | | | | | | | | | 2 | 0 | 1 | 0 | 0 | 0 | 0 | | | | | | | | | | | |
| Inning Stats | R: 0 E: 0 K: 0 S: 6 | H: 0 LOB: 0 BB: 0 P: 9 | R: 0 E: 0 K: 0 S: 7 | H: 0 LOB: 1 BB: 1 P: 16 | R: 0 E: 0 K: 0 S: 12 | H: 1 LOB: 1 BB: 0 P: 16 | R: 1 E: 0 K: 0 S: 10 | H: 2 LOB: 0 BB: 0 P: 16 | R: 2 E: 0 K: 1 S: 13 | H: 3 LOB: 1 BB: 0 P: 24 | R: 1 E: 0 K: 0 S: 13 | H: 2 LOB: 0 BB: 0 P: 17 | R: 0 E: 0 K: 0 S: 6 | H: 0 LOB: 0 BB: 0 P: 8 | R: 0 E: 0 K: 1 S: 13 | H: 1 LOB: 2 BB: 0 P: 21 | R: 0 E: 0 K: 0 S: 18 | H: 1 LOB: 1 BB: 0 P: 26 | 1B: 5 2B: 3 3B: 0 HR: 2 | SF: 1 SAC: 0 DP: 1 HBP: 0 | WP: 0 PB: 0 SB: 0 CS: 0 | PA: 38 | | | | | |
| PITCHER | IP | WLS | BF | H | R | ER | SO | BB | IBB | HBP | BLK | WP | HR | S | P | ERA | WHIP | | | | | | | | | | |
| 36 Chuck James, L (1, 1) ERA: 2.87 | 6.0 | W | 26 | 8 | 4 | 4 | 1 | 1 | 0 | 0 | 0 | 0 | 2 | 61 | 98 | 6.00 | 1.500 | | | | | | | | | | |
| Tyler Yates, R (7, 1) ERA: 3.45 | 1.0 | | 3 | 0 | 0 | 0 | 0 | 0 | 0 | 0 | 0 | 0 | 0 | 6 | 8 | 0.00 | 0.000 | | | | | | | | | | |
| 49 Macay McBride, L (8, 1) ERA: 4.26 | 1.0 | | 5 | 1 | 0 | 0 | 1 | 1 | 0 | 0 | 0 | 0 | 0 | 13 | 21 | 0.00 | 2.000 | | | | | | | | | | |
| 54 Chad Paronto, R (9, 1) ERA: 3.16 | 1.0 | | 4 | 1 | 0 | 0 | 0 | 0 | 0 | 0 | 0 | 0 | 0 | 18 | 26 | 0.00 | 1.000 | | | | | | | | | | |

St. Louis Cardinals @ Atlanta Braves
Turner Field, Atlanta, GA
Wed Jul 05 2006, 7:35 PM EDT
Att: 28,705 - Overcast - 86 F


AB 35
R 4
H 10
RBI 4
BB 2
SO 2
LOB 10



| Batter | 1 | 2 | 3 | 4 | 5 | 6 | 7 | 8 | 9 | AB | R | H | RBI | BB | SO | LOB | BOTTOM | | | | | | | | | | |
|---|-------------------------------|----------------------------------|------------------------------|----------------------------------|------------------------------|----------------------------------|-------------------------------|----------------------------------|-------------------------------|----------------------------------|-------------------------------|----------------------------------|-------------------------------|----------------------------------|-------------------------------|----------------------------------|-----------------------------------|------------------------------------|----------------------------------|--------|--|--|--|--|--|--|--|
| Marcus Giles, R (1, 4) OBP: 0.340, SLG: 0.374 Tyler Yates, R (7, 1) 23 Matt Diaz, R (8, 7) OBP: 0.370, SLG: 0.477 | 11 3B BB | F8 | | 11 1B 10 1B 1B | 10 2B BB | G1-3 | | | | 3 | 3 | 1 | 1 | 2 | 0 | 0 | | | | | | | | | | | |
| 11 Edgar Renteria, R (1, 6) OBP: 0.392, SLG: 0.464 | 1B 3B | G5-3 | | 10 1B 16 2B 1B | 10 2B 1B | G5-3 | | | | 6 | 3 | 3 | 2 | 0 | 1 | 2 | | | | | | | | | | | |
| 10 Chipper Jones, S (1, 5) OBP: 0.391, SLG: 0.488 Wilson Betemit, S (7, PR) OBP: 0.335, SLG: 0.471 (8, 5) | 7 1B BB | F7 | | 16 2B 1B | | | | | | 3 | 2 | 2 | 3 | 2 | 0 | 0 | | | | | | | | | | | |
| Andruw Jones, R (1, 8) OBP: 0.347, SLG: 0.492 49 Macay McBride, L (8, 1) 54 Chad Paronto, R (9, 1) | 7 1B E 1B | | F8 | K | | | | | | 4 | 1 | 1 | 1 | 0 | 2 | 3 | | | | | | | | | | | |
| 16 Brian McCann, L (1, 2) OBP: 0.411, SLG: 0.516 | F9 | | G5-3 | 1B BB 2B | | | | | | 5 | 1 | 1 | 2 | 0 | 1 | 5 | | | | | | | | | | | |
| 7 Jeff Francoeur, R (1, 9) OBP: 0.279, SLG: 0.436 | E9 SF9 1B | | G4-3 | BB 1B IBB | | | | | | 4 | 1 | 1 | 1 | 1 | 1 | 3 | | | | | | | | | | | |
| Adam LaRoche, L (1, 3) OBP: 0.332, SLG: 0.486 | SF9 | | | | G4-3 | | | | | 4 | 1 | 3 | 1 | 0 | 0 | 2 | | | | | | | | | | | |
| Ryan Langerhans, L (1, 7) OBP: 0.332, SLG: 0.399 (8, 8) | | | | | | | | | | 4 | 1 | 2 | 1 | 1 | 2 | 1 | | | | | | | | | | | |
| 36 Chuck James, L (1, 1) Scott Thorman, L (6, PH) ERA: 3.0 4 Pete Orr, L (7, 4) OBP: 0.234, SLG: 0.307 | G5-3 | | | | | | | | | 3 | 0 | 0 | 0 | 0 | 2 | 6 | | | | | | | | | | | |
| Inning Stats | R: 5 E: 1 K: 0 S: 18 | H: 4 LOB: 2 BB: 2 P: 35 | R: 0 E: 0 K: 0 S: 8 | H: 0 LOB: 0 BB: 0 P: 14 | R: 0 E: 0 K: 0 S: 5 | H: 0 LOB: 0 BB: 0 P: 10 | R: 6 E: 0 K: 3 S: 24 | H: 7 LOB: 3 BB: 2 P: 41 | R: 2 E: 0 K: 1 S: 12 | H: 2 LOB: 2 BB: 1 P: 23 | R: 1 E: 0 K: 1 S: 13 | H: 1 LOB: 0 BB: 0 P: 15 | R: 0 E: 0 K: 2 S: 10 | H: 0 LOB: 1 BB: 1 P: 17 | R: 0 E: 0 K: 2 S: 12 | H: 2 LOB: 2 BB: 0 P: 16 | 1B: 12 2B: 2 3B: 1 HR: 1 | SF: 1 SAC: 0 DP: 0 HBP: 1 | WP: 0 PB: 0 SB: 0 CS: 0 | PA: 47 | | | | | | | |
| PITCHER | IP | WLS | BF | H | R | ER | SO | BB | IBB | HBP | BLK | WP | HR | S | P | ERA | WHIP | | | | | | | | | | |
| Jeff Suppan, R (1, 1) ERA: 5.83 | 3.1 | L | 21 | 9 | 10 | 9 | 1 | 2 | 0 | 0 | 0 | 0 | 0 | 43 | 78 | 24.30 | 3.300 | | | | | | | | | | |
| Tyler Johnson, L (4, 1) ERA: 6.32 | 1.0 | | 11 | 4 | 3 | 3 | 3 | 2 | 1 | 1 | 0 | 0 | 0 | 22 | 42 | 27.00 | 6.000 | | | | | | | | | | |
| Josh Hancock, R (5, 1) ERA: 3.48 | 1.2 | | 6 | 1 | 1 | 1 | 1 | 0 | 0 | 0 | 0 | 0 | 1 | 15 | 18 | 5.40 | 0.600 | | | | | | | | | | |
| 52 Josh Kinney, R (7, 1) ERA: 3.0 | 1.0 | | 4 | 0 | 0 | 0 | 2 | 1 | 0 | 0 | 0 | 0 | 0 | 10 | 17 | 0.00 | 1.000 | | | | | | | | | | |
| 34 Randy Flores, L (8, 1) ERA: 4.15 | 1.0 | | 5 | 2 | 0 | 0 | 2 | 0 | 0 | 0 | 0 | 0 | 0 | 12 | 16 | 0.00 | 2.000 | | | | | | | | | | |

St. Louis Cardinals @ Atlanta Braves
Turner Field, Atlanta, GA
Wed Jul 05 2006, 7:35 PM EDT
Att: 28,705 - Overcast - 86 F

AB 39
R 14
H 16
RBI 13
BB 6
SO 9
LOB 23



| Batter | 1 | 2 | 3 | 4 | 5 | 6 | 7 | 8 | 9 | AB | R | H | RBI | BB | SO | LOB | TOP | | | |
|---|---|----------------------------------|-------------------------------|----------------------------------|------------------------------|----------------------------------|-------------------------------|----------------------------------|-------------------------------|----------------------------------|-------------------------------|----------------------------------|-------------------------------|----------------------------------|-------------------------------|----------------------------------|---|------------------------------------|----------------------------------|--------|
| 6 Ryan Freel, R (1.5) OBP: 0.380, SLG: 0.437 | | | | | | | | | | 4 | 0 | 0 | 0 | 0 | 3 | 1 | Cincinnati Reds @ Atlanta Braves Turner Field, Atlanta, GA Sat Jul 08 2006, 7:05 PM EDT Att: 44,718 - Partly Cloudy - 83 F | | | |
| Adam Dunn, L (1.7) OBP: 0.370, SLG: 0.542 | | | | | | | | | | 4 | 0 | 0 | 0 | 0 | 3 | 1 | | | | |
| Ken Griffey Jr., L (1.8) OBP: 0.304, SLG: 0.529 | | | | | | | | | | 3 | 1 | 1 | 0 | 1 | 1 | 0 | | | | |
| Austin Kearns, R (1.9) OBP: 0.349, SLG: 0.494 | | | | | | | | | | 4 | 0 | 2 | 0 | 0 | 1 | 1 | | | | |
| Scott Hatteberg, L (1.3) OBP: 0.413, SLG: 0.490 | | | | | | | | | | 3 | 0 | 1 | 1 | 0 | 0 | 1 | | | | |
| Felipe Lopez, S (1.6) OBP: 0.354, SLG: 0.394 | | | | | | | | | | 4 | 0 | 2 | 0 | 0 | 0 | 2 | | | | |
| 4 Brandon Phillips, R (1.4) OBP: 0.362, SLG: 0.444 | | | | | | | | | | 4 | 0 | 0 | 0 | 0 | 2 | 4 | | | | |
| Jason LaRue, R (1.2) OBP: 0.294, SLG: 0.316 | | | | | | | | | | 3 | 0 | 1 | 0 | 0 | 1 | 0 | | | | |
| 39 Aaron Harang, R (1.1) OBP: 0.214, SLG: 0.175 | | | | | | | | | | 3 | 0 | 0 | 0 | 0 | 1 | 1 | | | | |
| Inning Stats | R: 0 E: 0 K: 3 S: 14 | H: 0 LOB: 0 BB: 0 P: 16 | R: 0 E: 0 K: 1 S: 10 | H: 1 LOB: 1 BB: 0 P: 15 | R: 0 E: 0 K: 1 S: 9 | H: 0 LOB: 0 BB: 0 P: 12 | R: 1 E: 0 K: 1 S: 10 | H: 3 LOB: 2 BB: 0 P: 17 | R: 0 E: 0 K: 0 S: 12 | H: 1 LOB: 1 BB: 0 P: 21 | R: 0 E: 0 K: 1 S: 10 | H: 0 LOB: 0 BB: 0 P: 12 | R: 0 E: 0 K: 2 S: 11 | H: 0 LOB: 0 BB: 0 P: 16 | R: 0 E: 0 K: 2 S: 12 | H: 1 LOB: 1 BB: 0 P: 16 | 1B: 5 2B: 2 3B: 0 HR: 0 | SF: 1 SAC: 0 DP: 1 HBP: 0 | WP: 0 PB: 0 SB: 0 CS: 0 | PA: 34 |
| PITCHER | IP WLS BF H R ER SO BB IBB HBP BLK WP HR S P ERA WHIP | | | | | | | | | | | | | | | | | | | |
| 29 John Smoltz, R (1.1) ERA: 3.6 | 8.0 W 30 6 1 1 10 1 0 0 0 0 0 85 120 1.12 0.875 | | | | | | | | | | | | | | | | | | | |
| Ken Ray, R (9.1) ERA: 2.66 | 1.0 S 4 1 0 0 2 0 0 0 0 0 0 0 12 16 0.00 1.000 | | | | | | | | | | | | | | | | | | | |

| Batter | 1 | 2 | 3 | 4 | 5 | 6 | 7 | 8 | 9 | AB | R | H | RBI | BB | SO | LOB | BOTTOM | | | |
|--|---|----------------------------------|-------------------------------|----------------------------------|------------------------------|----------------------------------|-------------------------------|----------------------------------|------------------------------|---------------------------------|------------------------------|----------------------------------|-------------------------------|----------------------------------|-------------------------------|----------------------------------|---|------------------------------------|----------------------------------|--------|
| Marcus Giles, R (1.4) OBP: 0.345, SLG: 0.378 | | | | | | | | | | 4 | 0 | 1 | 0 | 0 | 1 | 3 | Cincinnati Reds @ Atlanta Braves Turner Field, Atlanta, GA Sat Jul 08 2006, 7:05 PM EDT Att: 44,718 - Partly Cloudy - 83 F | | | |
| 11 Edgar Renteria, R (1.6) OBP: 0.394, SLG: 0.462 | | | | | | | | | | 3 | 0 | 1 | 0 | 1 | 0 | 1 | | | | |
| 10 Chipper Jones, S (1.5) OBP: 0.396, SLG: 0.509 | | | | | | | | | | 4 | 1 | 1 | 0 | 0 | 1 | 3 | | | | |
| Andrew Jones, R (1.8) OBP: 0.348, SLG: 0.492 | | | | | | | | | | 4 | 0 | 0 | 0 | 0 | 2 | 2 | | | | |
| 16 Brian McCann, L (1.2) OBP: 0.406, SLG: 0.508 | | | | | | | | | | 4 | 1 | 2 | 1 | 0 | 1 | 0 | | | | |
| 7 Jeff Francoeur, R (1.9) OBP: 0.282, SLG: 0.441 | | | | | | | | | | 4 | 1 | 1 | 2 | 0 | 1 | 1 | | | | |
| Adam LaRoche, L (1.3) OBP: 0.325, SLG: 0.479 | | | | | | | | | | 3 | 1 | 1 | 0 | 0 | 1 | 0 | | | | |
| Ryan Langerhans, L (1.7) OBP: 0.329, SLG: 0.390 | | | | | | | | | | 2 | 0 | 0 | 0 | 1 | 0 | 0 | | | | |
| 29 John Smoltz, R (1.1) Ken Ray, R (9.1) | | | | | | | | | | 3 | 0 | 2 | 1 | 0 | 1 | 0 | | | | |
| Inning Stats | R: 0 E: 0 K: 1 S: 11 | H: 1 LOB: 1 BB: 0 P: 18 | R: 0 E: 0 K: 2 S: 12 | H: 0 LOB: 0 BB: 0 P: 17 | R: 0 E: 0 K: 2 S: 8 | H: 0 LOB: 0 BB: 0 P: 13 | R: 0 E: 0 K: 1 S: 10 | H: 1 LOB: 1 BB: 1 P: 17 | R: 0 E: 0 K: 0 S: 5 | H: 0 LOB: 0 BB: 0 P: 8 | R: 0 E: 0 K: 0 S: 9 | H: 1 LOB: 1 BB: 0 P: 14 | R: 3 E: 0 K: 1 S: 17 | H: 4 LOB: 2 BB: 1 P: 27 | R: 1 E: 0 K: 1 S: 14 | H: 2 LOB: 1 BB: 0 P: 21 | 1B: 4 2B: 4 3B: 1 HR: 1 | SF: 0 SAC: 0 DP: 2 HBP: 0 | WP: 0 PB: 0 SB: 0 CS: 1 | PA: 33 |
| PITCHER | IP WLS BF H R ER SO BB IBB HBP BLK WP HR S P ERA WHIP | | | | | | | | | | | | | | | | | | | |
| 39 Aaron Harang, R (1.1) ERA: 3.7 | 8.0 L 33 9 4 4 8 1 1 0 0 0 0 1 86 135 4.50 1.250 | | | | | | | | | | | | | | | | | | | |

| | |
|-----|----|
| AB | 32 |
| R | 1 |
| H | 7 |
| RBI | 1 |
| BB | 1 |
| SO | 12 |
| LOB | 11 |

| | |
|-----|----|
| AB | 31 |
| R | 4 |
| H | 9 |
| RBI | 4 |
| BB | 2 |
| SO | 8 |
| LOB | 10 |



| Batter | 1 | 2 | 3 | 4 | 5 | 6 | 7 | 8 | 9 | AB | R | H | RBI | BB | SO | LOB | TOP | | | | | | | | | | |
|--|---|---|------------------------------|----------------------------------|------------------------------|----------------------------------|-------------------------------|----------------------------------|-------------------------------|----------------------------------|------------------------------|---------------------------------|---|---------------------------------|------------------------------|----------------------------------|--|----------------------------------|------------------------------------|----------------------------------|--------|--|--|--|--|--|--|
| 6 Ryan Freel, R OBP: 0.383, SLG: 0.440 Dewayne Wise, L | 2-1 FC2-6 1B | | 2-1 F7 | | | 1-2 CS 1B | 1-1 F8 | | | 3 | 0 | 2 | 0 | 0 | 0 | 0 | <p>Cincinnati Reds @ Atlanta Braves Turner Field, Atlanta, GA Sun Jul 09 2006, 1:05 PM EDT Att: 31,908 - Overcast - 81 F</p> | | | | | | | | | | |
| Felipe Lopez, S OBP: 0.355, SLG: 0.394 | 1-0 FC2-6 S | | 4-1 BB | | 1-2 CS | 0-1 1B HR 1B | 0-1 G4-3 | | | 3 | 1 | 1 | 0 | 1 | 0 | 1 | | | | | | | | | | | |
| Scott Hatteberg, L OBP: 0.411, SLG: 0.486 | 1-2 F8 | | 1-1 G3 | | | 2-1 HR 1B | 0-3 K | | | 4 | 1 | 1 | 0 | 0 | 1 | 2 | | | | | | | | | | | |
| Adam Dunn, L OBP: 0.369, SLG: 0.547 | 2-1 G3 | | | 1-3 K | | 1-0 HR | 3-1 F8 | | | 4 | 1 | 1 | 3 | 0 | 1 | 1 | | | | | | | | | | | |
| Rich Aurilia, R OBP: 0.319, SLG: 0.488 | | 2-0 1B | | 0-1 L9 | | 2-2 F9 | 1-1 G6-4-3 1B | | | 4 | 0 | 2 | 0 | 0 | 0 | 0 | | | | | | | | | | | |
| Austin Kearns, R OBP: 0.351, SLG: 0.492 | | 1-3 K | | 4-1 BB | | 2-2 BB 1B | 0-0 G6-4-3 | | | 3 | 0 | 1 | 0 | 1 | 1 | 2 | | | | | | | | | | | |
| 4 Brandon Phillips, R OBP: 0.397, SLG: 0.438 | 1-1 L8 | | 2-0 G6-3 | | 1-1 F9 | | | | | 4 | 0 | 0 | 0 | 0 | 1 | 3 | | | | | | | | | | | |
| Jason LaRue, R OBP: 0.293, SLG: 0.308 | 1-3 K | | | 0-3 K | | 1-2 BB | 1-3 K | | | 3 | 0 | 0 | 0 | 1 | 3 | 1 | | | | | | | | | | | |
| 61 Bronson Arroyo, R 31 Matt Belisle, R Ken Griffey Jr., L 56 Todd Coffey, R Kent Mercker, L 25 David Weathers, R Javier Valentin, S | | | 3-2 G5-3 | | 1-1 F9 | 3-3 K | 0-2 F8 | | | 2 | 0 | 0 | 0 | 0 | 0 | 0 | | | | | | | | | | | |
| Inning Stats | R: 0 E: 0 K: 0 S: 9 | H: 1 LOB: 1 BB: 0 P: 14 | R: 0 E: 0 K: 2 S: 9 | H: 1 LOB: 1 BB: 0 P: 14 | R: 0 E: 0 K: 1 S: 7 | H: 0 LOB: 1 BB: 1 P: 14 | R: 0 E: 0 K: 1 S: 11 | H: 1 LOB: 0 BB: 0 P: 13 | R: 3 E: 0 K: 1 S: 20 | H: 4 LOB: 2 BB: 1 P: 35 | R: 0 E: 0 K: 1 S: 7 | H: 0 LOB: 0 BB: 0 P: 8 | R: 0 E: 0 K: 0 S: 5 | H: 1 LOB: 0 BB: 0 P: 9 | R: 0 E: 0 K: 2 S: 9 | H: 0 LOB: 0 BB: 0 P: 12 | | 1B: 7 2B: 0 3B: 0 HR: 1 | SF: 0 SAC: 0 DP: 1 HBP: 0 | WP: 0 PB: 0 SB: 1 CS: 1 | PA: 37 | | | | | | |
| PITCHER | IP WLS BF H R ER SO BB IBB HBP BLK WP HR S P ERA WHIP | IP WLS BF H R ER SO BB IBB HBP BLK WP HR S P ERA WHIP | | | | | | | | | | | IP WLS BF H R ER SO BB IBB HBP BLK WP HR S P ERA WHIP | | | | | | | | | | | | | | |
| John Thomson, R ERA: 4.88 | 2.2 | 11 | 2 | 0 | 0 | 2 | 1 | 0 | 0 | 0 | 0 | 0 | 0 | 25 | 44 | 0.00 | 1.125 | | | | | | | | | | |
| Oscar Villarreal, R ERA: 4.67 | 2.1 | 11 | 4 | 3 | 3 | 2 | 1 | 0 | 0 | 0 | 0 | 0 | 1 | 25 | 38 | 11.57 | 2.143 | | | | | | | | | | |
| Tyler Yates, R ERA: 3.12 | 0.2 | 4 | 1 | 0 | 0 | 0 | 1 | 0 | 0 | 0 | 0 | 0 | 0 | 12 | 21 | 0.00 | 3.000 | | | | | | | | | | |
| 49 Macay McBride, L ERA: 4.39 | 1.1 | 4 | 0 | 0 | 0 | 2 | 0 | 0 | 0 | 0 | 0 | 0 | 0 | 10 | 14 | 0.00 | 0.000 | | | | | | | | | | |
| 54 Chad Paronto, R ERA: 2.85 | 1.0 | 3 | 1 | 0 | 0 | 0 | 0 | 0 | 0 | 0 | 0 | 0 | 0 | 5 | 9 | 0.00 | 1.000 | | | | | | | | | | |

AB 33
R 3
H 8
RBI 3
BB 3
SO 8
LOB 12



| Batter | 1 | 2 | 3 | 4 | 5 | 6 | 7 | 8 | 9 | AB | R | H | RBI | BB | SO | LOB | BOTTOM | | | | | | | | | | | |
|---|---|---|-------------------------------|----------------------------------|-------------------------------|----------------------------------|---------------------------------|----------------------------------|-------------------------------|----------------------------------|-------------------------------|----------------------------------|---|----------------------------------|------------------------------|----------------------------------|--|-----------------------------------|------------------------------------|----------------------------------|--------|--|--|--|--|--|--|--|
| Marcus Giles, R OBP: 0.343, SLG: 0.376 | 1-1 G5-3 | 2-2 11 1B SF8 1B | | 1-2 G4-3 | 0-1 G1-3 | | 2-1 F8 | | | 5 | 1 | 1 | 1 | 0 | 0 | 2 | <p>Cincinnati Reds @ Atlanta Braves Turner Field, Atlanta, GA Sun Jul 09 2006, 1:05 PM EDT Att: 31,908 - Overcast - 81 F</p> | | | | | | | | | | | |
| 11 Edgar Renteria, R OBP: 0.397, SLG: 0.464 | 3-2 BB 1B | 0-1 SF8 10 BB 1B | | 1-1 F9 | | 2-1 10 2B 1B | 1-0 F9 | | | 5 | 1 | 3 | 0 | 0 | 0 | 0 | | | | | | | | | | | | |
| 10 Chipper Jones, S Jorge Sosa, R | 1-2 F8 | 4-2 BB | | 0-1 1B | | 1-2 HR 2B | 0-2 2B | | | 4 | 1 | 3 | 0 | 1 | 0 | 1 | | | | | | | | | | | | |
| Andrew Jones, R | 4-0 16 1B BB | 2-2 SF8 | | 2-1 P3 | | 2-1 HR | 1-0 G6-3 | | | 3 | 1 | 1 | 3 | 1 | 0 | 2 | | | | | | | | | | | | |
| 16 Brian McCann, L OBP: 0.406, SLG: 0.505 | 1-1 1-2 2H 1B | 0-0 G4-3 | | | 1-0 F8 | 1-1 7 G6-4-3 1B | 3-2 G4-3 | | | 5 | 0 | 2 | 1 | 0 | 0 | 3 | | | | | | | | | | | | |
| 7 Jeff Francoeur, R OBP: 0.281, SLG: 0.447 | 2-3 K | | 2-3 K | | 0-0 HR | 2-1 G6-4-3 | | | | 4 | 1 | 1 | 1 | 0 | 2 | 3 | | | | | | | | | | | | |
| Scott Thorman, L OBP: 0.289, SLG: 0.452 | | 1-2 HR | 2-2 F7 | | 2-1 2B 2B | | 1-0 23 G4-6-3 1B 1B | | | 4 | 2 | 3 | 1 | 0 | 0 | 0 | | | | | | | | | | | | |
| Ryan Langerhans, L OBP: 0.340, SLG: 0.404 | | 1-1 SH1-4 1B 1B | 4-2 BB | | 2-2 2H 2B | | 1-2 23 G4-6-3 1B | | | 3 | 1 | 3 | 1 | 1 | 0 | 0 | | | | | | | | | | | | |
| John Thomson, R Oscar Villarreal, R Tyler Yates, R 49 Macay McBride, L 23 Matt Diaz, R 54 Chad Paronto, R Wilson Betemit, S | | 3-1 SH1-4 | 2-3 K | | 0-1 G5-3 | | 3-1 G4-6-3 | | | 0 | 0 | 0 | 0 | 0 | 0 | 0 | | | | | | | | | | | | |
| Inning Stats | R: 1 E: 0 K: 1 S: 13 | H: 2 LOB: 2 BB: 1 P: 25 | R: 3 E: 0 K: 0 S: 19 | H: 4 LOB: 2 BB: 1 P: 32 | R: 0 E: 0 K: 2 S: 12 | H: 0 LOB: 1 BB: 1 P: 22 | R: 0 E: 0 K: 0 S: 10 | H: 1 LOB: 1 BB: 0 P: 14 | R: 2 E: 0 K: 0 S: 11 | H: 3 LOB: 1 BB: 0 P: 16 | R: 2 E: 0 K: 0 S: 11 | H: 4 LOB: 0 BB: 0 P: 19 | R: 0 E: 0 K: 0 S: 9 | H: 2 LOB: 1 BB: 0 P: 16 | R: 0 E: 0 K: 0 S: 9 | H: 1 LOB: 1 BB: 0 P: 14 | | 1B: 10 2B: 4 3B: 0 HR: 3 | SF: 1 SAC: 1 DP: 2 HBP: 0 | WP: 0 PB: 0 SB: 0 CS: 0 | PA: 41 | | | | | | | |
| PITCHER | IP WLS BF H R ER SO BB IBB HBP BLK WP HR S P ERA WHIP | IP WLS BF H R ER SO BB IBB HBP BLK WP HR S P ERA WHIP | | | | | | | | | | | IP WLS BF H R ER SO BB IBB HBP BLK WP HR S P ERA WHIP | | | | | | | | | | | | | | | |
| 61 Bronson Arroyo, R ERA: 3.12 | 4.1 | 26 | 10 | 6 | 6 | 3 | 3 | 0 | 0 | 0 | 0 | 0 | 0 | 0 | 4 | 4 | 0.00 | 0.000 | | | | | | | | | | |
| 31 Matt Belisle, R ERA: 4.24 | 0.2 | 2 | 0 | 0 | 0 | 0 | 0 | 0 | 0 | 0 | 0 | 0 | 0 | 1 | 11 | 19 | 18.00 | 4.000 | | | | | | | | | | |
| 56 Todd Coffey, R ERA: 3.52 | 1.0 | 5 | 4 | 2 | 2 | 0 | 0 | 0 | 0 | 0 | 0 | 0 | 0 | 9 | 16 | 0.00 | 2.000 | | | | | | | | | | | |
| Kent Mercker, L ERA: 4.88 | 1.0 | 4 | 2 | 0 | 0 | 0 | 0 | 0 | 0 | 0 | 0 | 0 | 0 | 9 | 14 | 0.00 | 1.000 | | | | | | | | | | | |
| 25 David Weathers, R ERA: 5.09 | 1.0 | 4 | 1 | 0 | 0 | 0 | 0 | 0 | 0 | 0 | 0 | 0 | 0 | 9 | 14 | 0.00 | 1.000 | | | | | | | | | | | |

AB 36
R 8
H 17
RBI 8
BB 3
SO 3
LOB 15



| Batter | 1 | 2 | 3 | 4 | 5 | 6 | 7 | 8 | 9 | 10 | 11 | AB | R | H | RBI | BB | SO | LOB | TOP | | | | | |
|--|-------------------------------|----------------------------------|------------------------------|----------------------------------|-------------------------------|----------------------------------|-------------------------------|----------------------------------|-------------------------------|----------------------------------|------------------------------|----------------------------------|-------------------------------|----------------------------------|-------------------------------|----------------------------------|-------------------------------|----------------------------------|-------------------------------|----------------------------------|----------------------------------|------------------------------------|----------------------------------|--------|
| Marcus Giles, R OBP: 0.343, SLG: 0.373 | (1,4) 4-2 BB 11 S 2B | 3-3 K | | 3-2 F9 | | | 0-3 K | | 2-2 11 BB 2B | 2-3 K | | 5 | 2 | 1 | 0 | 1 | 3 | 2 | | | | | | |
| 11 Edgar Renteria, R OBP: 0.399, SLG: 0.469 | (1,6) 1-1 2B 10 HR | | 3-2 10 BB G6-4-3 2B | 2-2 F8 | | | 3-2 G5-3 | | 4-2 2B BB | 3-3 K | | 5 | 3 | 2 | 1 | 1 | 1 | 2 | | | | | | |
| 10 Chipper Jones, S OBP: 0.404, SLG: 0.541 | (1,5) 1-2 HR | | 0-2 G6-4-3 1B | | 2-1 HR | | 2-2 G6-3 | | 3-2 F6 | | 3-1 F7 | 6 | 2 | 3 | 3 | 0 | 0 | 2 | | | | | | |
| Andrew Jones, R OBP: 0.363, SLG: 0.514 | (1,8) 3-2 HR | | 1-0 G6-4-3 | 3-3 K | | | 3-2 WP 7B 1B | | 3-2 16 BB 2B | | 4-2 16 BB 7 E BB | 5 | 3 | 3 | 3 | 1 | 1 | 1 | | | | | | |
| 16 Brian McCann, L OBP: 0.404, SLG: 0.500 | (1,2) 1-1 G4-3 | | 2-2 G3-1 | 3-2 F9 | | | 2-2 F8 | | 1-1 2H 1B | | 2-0 7 E 2B 1B | 6 | 1 | 2 | 1 | 0 | 0 | 1 | | | | | | |
| 7 Jeff Francoeur, R OBP: 0.292, SLG: 0.445 | (1,9) 3-2 G5-3 | | | 3-2 HR 1B | | | 0-1 WP 1B | | 2-3 K | | 0-1 E4 2B | 6 | 2 | 2 | 1 | 0 | 1 | 2 | | | | | | |
| Adam LaRoche, L OBP: 0.332, SLG: 0.509 | (1,3) 1-2 F9 | | 2-2 HR 1B | | | 2-2 G1-6-3 1B | | 2-3 K | | 0-0 HR | 1-1 1H 2H 2B | 6 | 2 | 4 | 5 | 0 | 1 | 2 | | | | | | |
| Ryan Langerhans, L OBP: 0.340, SLG: 0.396 | | 2-3 K | | 4-1 4 SH1-4 BB | | 1-1 G1-6-3 | | 2-2 P6 | | 4-2 SH3 BB | 1-3 K | 4 | 0 | 0 | 0 | 2 | 2 | 4 | | | | | | |
| 15 Tim Hudson, R ERA: 3.59 | | 1-0 F8 | | 0-0 SH1-4 | | 0-1 G4-3 | | | 2-1 F8 | | 0-2 SH3 | 2 | 2 | | | | | | | | | | | |
| 32 Chris Young, R ERA: 3.59 | (1,1) IP: 3.0 | WLS: 3 | BF: 16 | H: 7 | R: 7 | ER: 7 | SO: 2 | BB: 1 | IBB: 0 | HBP: 0 | BLK: 0 | WP: 0 | HR: 3 | S: 45 | P: 76 | ERA: 21.00 | WHIP: 2.667 | | | | | | | |
| Brian Sweeney, R ERA: 3.0 | (4,1) 2.0 | 9 | 2 | 1 | 1 | 1 | 1 | 1 | 0 | 0 | 0 | 0 | 1 | 23 | 42 | 4.50 | 1.500 | | | | | | | |
| Jon Adkins, R ERA: 3.62 | (6,1) 1.0 | 2 | 0 | 0 | 0 | 0 | 0 | 0 | 0 | 0 | 0 | 0 | 4 | 5 | 0.00 | 0.000 | | | | | | | | |
| 43 Cla Meredith, R ERA: 1.35 | (7,1) 1.0 | 3 | 0 | 0 | 0 | 1 | 0 | 0 | 0 | 0 | 0 | 0 | 10 | 15 | 0.00 | 0.000 | | | | | | | | |
| Scott Linebrink, R ERA: 2.88 | (8,1) 1.0 | H: 5 | | | | | | | | | | | 0 | 15 | 24 | 0.00 | 2.000 | | | | | | | |
| Trevor Hoffman, R ERA: 1.77 | (9,1) IP: 0.2 | WLS: 0 | BF: 5 | H: 2 | R: 3 | ER: 3 | SO: 0 | BB: 1 | IBB: 0 | HBP: 0 | BLK: 0 | WP: 0 | HR: 0 | S: 18 | P: 32 | ERA: 40.50 | WHIP: 4.500 | | | | | | | |
| Brian Sikorski, R ERA: 3.55 | (9,1) 0.1 | 4 | 2 | 1 | 1 | 1 | 1 | 1 | 0 | 0 | 0 | 0 | 1 | 15 | 22 | 27.00 | 9.000 | | | | | | | |
| 26 Doug Brocail, R ERA: 4.7 | (10,1) 1.0 | 3 | 0 | 0 | 0 | 2 | 0 | 0 | 0 | 0 | 0 | 0 | 9 | 14 | 0.00 | 0.000 | | | | | | | | |
| 52 Clay Hensley, R ERA: 4.7 | (11,1) 1.0 | L: 7 | | | | | | | | | | | 0 | 16 | 29 | 18.00 | 3.000 | | | | | | | |
| Inning Stats | R: 4 E: 0 K: 0 S: 21 | H: 3 LOB: 0 BB: 1 P: 35 | R: 0 E: 0 K: 2 S: 7 | H: 0 LOB: 0 BB: 0 P: 13 | R: 1 E: 0 K: 0 S: 11 | H: 2 LOB: 0 BB: 0 P: 17 | R: 2 E: 0 K: 0 S: 16 | H: 2 LOB: 1 BB: 1 P: 30 | R: 1 E: 0 K: 1 S: 10 | H: 1 LOB: 0 BB: 0 P: 18 | R: 0 E: 0 K: 1 S: 7 | H: 0 LOB: 0 BB: 0 P: 10 | R: 0 E: 0 K: 1 S: 15 | H: 2 LOB: 2 BB: 0 P: 24 | R: 3 E: 0 K: 1 S: 27 | H: 3 LOB: 1 BB: 1 P: 44 | R: 1 E: 0 K: 2 S: 15 | H: 1 LOB: 1 BB: 1 P: 24 | R: 3 E: 1 K: 1 S: 16 | H: 2 LOB: 1 BB: 1 P: 29 | 1B: 8 2B: 4 3B: 0 HR: 5 | SF: 0 SAC: 2 DP: 2 HBP: 0 | WP: 1 PB: 0 SB: 1 CS: 0 | PA: 54 |

Atlanta Braves @ San Diego Padres
 PETCO Park, San Diego, CA
 Fri Jul 14 2006, 10:05 PM EDT
 Att: 42,869 - Clear - 79 F

AB 47
 R 15
 H 17
 RBI 14
 BB 5
 SO 9
 LOB 17



| Batter | 1 | 2 | 3 | 4 | 5 | 6 | 7 | 8 | 9 | 10 | 11 | AB | R | H | RBI | BB | SO | LOB | BOTTOM | | | | | | | |
|---|------------------------------|----------------------------------|-------------------------------|----------------------------------|-------------------------------|----------------------------------|-------------------------------|----------------------------------|-------------------------------|----------------------------------|-------------------------------|----------------------------------|-------------------------------|----------------------------------|------------------------------|----------------------------------|-------------------------------|----------------------------------|------------------------------|----------------------------------|------------------------------|----------------------------------|----------------------------------|------------------------------------|----------------------------------|--------|
| Dave Roberts, L OBP: 0.360, SLG: 0.416 | (1,7) 2-2 G3 | | 3-2 G4-3 | 2-1 F7 | | | 0-0 SH3 | | 4-0 IBB | | 2-2 G5-3 | 5 | 0 | 0 | 0 | 1 | 0 | 1 | | | | | | | | |
| Mike Cameron, R OBP: 0.352, SLG: 0.448 | (1,8) 0-0 24 G6-3 2B | | 2-0 24 BB 2B | 3-2 24 S 1B | | | 0-0 G1-3 | | 1-3 K | | | 6 | 1 | 3 | 0 | 0 | 2 | 3 | | | | | | | | |
| 24 Brian Giles, L OBP: 0.386, SLG: 0.370 | (1,9) 3-1 G6-3 | | 1-0 2B 23 HR 1B | 0-3 K | | 4-1 HR BB | | 2-0 F8 | | 4-1 1B 23 G4-6-3 BB | | 4 | 3 | 1 | 0 | 2 | 1 | 2 | | | | | | | | |
| Mike Piazza, R ERA: 4.47 | | 2-1 G6-3 | | 3-2 G6-3 | | 2-2 HR | | 3-3 K | | 0-0 23 G4-6-3 1B | | 4 | 0 | 2 | 4 | 0 | 0 | 2 | | | | | | | | |
| 23 Adrián González, L OBP: 0.316, SLG: 0.474 | | 1-1 HR | 3-2 HR | | | 3-2 L8 | | 2-2 K | | 2-1 F7 | 0-1 G4-6-3 | 6 | 2 | 2 | 4 | 0 | 1 | 1 | | | | | | | | |
| 3 Khalil Greene, R OBP: 0.330, SLG: 0.437 | | 1-2 G5-3 | 1-2 P4 | | | 1-2 1B | | 2-2 L7 | | 4-2 1B BB | 0-0 1B | 5 | 1 | 2 | 0 | 1 | 0 | 0 | | | | | | | | |
| Mark Bellhorn, S OBP: 0.297, SLG: 0.423 | | 0-1 1B | 1-0 2B 1B | | | 1-1 G4-3 1B | | 4-2 2B BB | | 2-1 F9 | 1-1 F8 | 5 | 1 | 3 | 0 | 1 | 0 | 2 | | | | | | | | |
| Josh Barfield, R OBP: 0.333, SLG: 0.415 | | 1-3 K | 0-0 K | | | 0-2 G4-3 | | 0-0 G4-3 | | 2-2 2B 1B | 4-0 2B G4-3 BB | 5 | 1 | 3 | 2 | 1 | 1 | 3 | | | | | | | | |
| 32 Chris Young, R ERA: 3.59 | (1,1) IP: 3.0 | WLS: 3 | BF: 18 | H: 9 | R: 5 | ER: 5 | SO: 1 | BB: 0 | IBB: 0 | HBP: 0 | BLK: 0 | WP: 0 | HR: 3 | S: 45 | P: 76 | ERA: 21.00 | WHIP: 2.667 | | | | | | | | | |
| Brian Sweeney, R ERA: 3.0 | (4,1) 2.0 | 8 | 3 | 0 | 0 | 1 | 0 | 0 | 0 | 0 | 0 | 0 | 0 | 0 | 0 | 0 | 0 | 0 | | | | | | | | |
| Jon Adkins, L ERA: 3.62 | (6,1) 1.0 | B: 5 | | | | | | | | | | | 0 | 1 | 9 | 18 | 40.50 | 4.500 | | | | | | | | |
| 49 Macey McBride, L ERA: 4.33 | (6,1) 0.1 | 1 | 0 | 0 | 0 | 1 | 0 | 0 | 0 | 0 | 0 | 0 | 0 | 4 | 6 | 0.00 | 0.000 | | | | | | | | | |
| 54 Chad Paronto, R ERA: 3.14 | (7,1) 1.0 | 5 | 1 | 1 | 1 | 1 | 1 | 1 | 0 | 0 | 0 | 0 | 0 | 12 | 20 | 9.00 | 2.000 | | | | | | | | | |
| Ken Ray, R ERA: 2.68 | (8,1) IP: 1.0 | WLS: 1 | BF: 3 | H: 0 | R: 0 | ER: 0 | SO: 2 | BB: 1 | IBB: 0 | HBP: 0 | BLK: 0 | WP: 0 | HR: 0 | S: 7 | P: 14 | ERA: 0.00 | WHIP: 0.000 | | | | | | | | | |
| Jorge Sosa, R ERA: 5.6 | (9,1) 2.0 | W: 12 | | | | | | | | | | | 2 | 1 | 0 | 0 | 0 | 0 | | | | | | | | |
| Tyler Yates, R ERA: 2.95 | (11,1) 1.0 | S: 3 | | | | | | | | | | | 0 | 5 | 12 | 0.00 | 1.000 | | | | | | | | | |
| Inning Stats | R: 0 E: 0 K: 0 S: 8 | H: 1 LOB: 1 BB: 0 P: 15 | R: 1 E: 0 K: 1 S: 13 | H: 2 LOB: 1 BB: 0 P: 16 | R: 4 E: 0 K: 0 S: 17 | H: 6 LOB: 2 BB: 0 P: 29 | R: 0 E: 0 K: 1 S: 11 | H: 1 LOB: 1 BB: 0 P: 19 | R: 0 E: 0 K: 0 S: 11 | H: 2 LOB: 1 BB: 0 P: 16 | R: 3 E: 0 K: 1 S: 13 | H: 2 LOB: 2 BB: 1 P: 24 | R: 1 E: 0 K: 1 S: 12 | H: 1 LOB: 1 BB: 1 P: 20 | R: 0 E: 0 K: 2 S: 7 | H: 0 LOB: 0 BB: 0 P: 14 | R: 2 E: 0 K: 1 S: 20 | H: 2 LOB: 2 BB: 2 P: 35 | R: 1 E: 0 K: 0 S: 7 | H: 2 LOB: 1 BB: 1 P: 12 | R: 0 E: 0 K: 0 S: 5 | H: 0 LOB: 0 BB: 1 P: 12 | 1B: 9 2B: 7 3B: 0 HR: 3 | SF: 0 SAC: 1 DP: 3 HBP: 0 | WP: 0 PB: 0 SB: 1 CS: 0 | PA: 55 |

Atlanta Braves @ San Diego Padres
 PETCO Park, San Diego, CA
 Fri Jul 14 2006, 10:05 PM EDT
 Att: 42,869 - Clear - 79 F

AB 48
 R 12
 H 19
 RBI 11
 BB 6
 SO 7
 LOB 19



| Batter | 1 | 2 | 3 | 4 | 5 | 6 | 7 | 8 | 9 | AB | R | H | RBI | BB | SO | LOB | TOP | | | | |
|--|---|---|---|---|---|---|---|---|---|---|---|---|---|---|---|---|---|---|---|---|--|
| Wilson Betemit, S OBP: 0.348, SLG: 0.491 Ken Ray, R (9, 1) | | | | | | | | | | 6 | 2 | 2 | 1 | 0 | 4 | 1 | Atlanta Braves @ San Diego Padres PETCO Park, San Diego, CA Sun Jul 16 2006, 4:05 PM EDT Att: 31,666 - Sunny - 79 F | | | | |
| 11 Edgar Renteria, R OBP: 0.401, SLG: 0.467 (1, 6) | | | | | | | | | | 4 | 2 | 3 | 1 | 1 | 1 | 0 | | | | | |
| 10 Chipper Jones, S OBP: 0.416, SLG: 0.559 (1, 5) | | | | | | | | | | 3 | 2 | 3 | 3 | 2 | 0 | 0 | | | | | |
| Andrew Jones, R OBP: 0.354, SLG: 0.519 (1, 8) | | | | | | | | | | 3 | 0 | 0 | 0 | 2 | 1 | 5 | | | | | |
| 16 Brian McCann, L OBP: 0.408, SLG: 0.525 (1, 2) | | | | | | | | | | 5 | 1 | 2 | 3 | 0 | 1 | 1 | | | | | |
| 7 Jeff Francoeur, R OBP: 0.283, SLG: 0.441 Kevin Barry, R (7, 1) | | | | | | | | | | 4 | 1 | 2 | 0 | 0 | 1 | 0 | | | | | |
| 49 Macay McBride, L (7, 1) | | | | | | | | | | 0 | 0 | 0 | 0 | 0 | 0 | 0 | | | | | |
| 23 Matt Diaz, R OBP: 0.351, SLG: 0.449 (8, PH) | | | | | | | | | | 0 | 0 | 0 | 0 | 0 | 0 | 0 | | | | | |
| Adam LaRoche, L OBP: 0.328, SLG: 0.496 (1, 3) | | | | | | | | | | 4 | 1 | 1 | 0 | 1 | 1 | 1 | | | | | |
| Scott Thorman, L OBP: 0.302, SLG: 0.520 Tyler Yates, R (8, PH) | | | | | | | | | | 4 | 1 | 1 | 2 | 0 | 0 | 1 | | | | | |
| 4 Pete Orr, L OBP: 0.231, SLG: 0.303 (9, PH) | | | | | | | | | | 0 | 0 | 0 | 0 | 0 | 0 | 0 | | | | | |
| 36 Chuck James, L (1, 1) | | | | | | | | | | 1 | 0 | 0 | 0 | 0 | 0 | 1 | | | | | |
| 54 Chad Paronto, R (6, 1) | | | | | | | | | | 0 | 0 | 0 | 0 | 0 | 0 | 0 | | | | | |
| Ryan Langerhans, L OBP: 0.337, SLG: 0.393 (7, 9) | | | | | | | | | | 2 | 0 | 0 | 0 | 0 | 0 | 1 | | | | | |
| Inning Stats | R: 0 E: 0 K: 2 S: 10 | H: 1 LOB: 1 BB: 0 P: 13 | R: 1 E: 0 K: 1 S: 7 | H: 1 LOB: 0 BB: 0 P: 10 | R: 0 E: 0 K: 2 S: 12 | H: 0 LOB: 2 BB: 2 P: 24 | R: 6 E: 0 K: 1 S: 12 | H: 5 LOB: 1 BB: 2 P: 22 | R: 0 E: 0 K: 0 S: 5 | H: 1 LOB: 1 BB: 0 P: 7 | R: 0 E: 0 K: 1 S: 9 | H: 0 LOB: 0 BB: 0 P: 10 | R: 3 E: 1 K: 0 S: 19 | H: 4 LOB: 2 BB: 1 P: 29 | R: 0 E: 0 K: 1 S: 7 | H: 1 LOB: 1 BB: 0 P: 9 | 1B: 10 2B: 2 3B: 0 HR: 2 | SF: 0 SAC: 0 DP: 1 HBP: 0 | WP: 0 PB: 0 SB: 2 CS: 0 | PA: 46 | |
| PITCHER | IP WLS BF H R ER SO BB IBB HBP BLK WP HR S P ERA WHIP | IP WLS BF H R ER SO BB IBB HBP BLK WP HR S P ERA WHIP | IP WLS BF H R ER SO BB IBB HBP BLK WP HR S P ERA WHIP | IP WLS BF H R ER SO BB IBB HBP BLK WP HR S P ERA WHIP | IP WLS BF H R ER SO BB IBB HBP BLK WP HR S P ERA WHIP | IP WLS BF H R ER SO BB IBB HBP BLK WP HR S P ERA WHIP | IP WLS BF H R ER SO BB IBB HBP BLK WP HR S P ERA WHIP | IP WLS BF H R ER SO BB IBB HBP BLK WP HR S P ERA WHIP | IP WLS BF H R ER SO BB IBB HBP BLK WP HR S P ERA WHIP | IP WLS BF H R ER SO BB IBB HBP BLK WP HR S P ERA WHIP | IP WLS BF H R ER SO BB IBB HBP BLK WP HR S P ERA WHIP | IP WLS BF H R ER SO BB IBB HBP BLK WP HR S P ERA WHIP | IP WLS BF H R ER SO BB IBB HBP BLK WP HR S P ERA WHIP | IP WLS BF H R ER SO BB IBB HBP BLK WP HR S P ERA WHIP | IP WLS BF H R ER SO BB IBB HBP BLK WP HR S P ERA WHIP | IP WLS BF H R ER SO BB IBB HBP BLK WP HR S P ERA WHIP | IP WLS BF H R ER SO BB IBB HBP BLK WP HR S P ERA WHIP | IP WLS BF H R ER SO BB IBB HBP BLK WP HR S P ERA WHIP | IP WLS BF H R ER SO BB IBB HBP BLK WP HR S P ERA WHIP | IP WLS BF H R ER SO BB IBB HBP BLK WP HR S P ERA WHIP | |
| 44 Jake Peavy, R ERA: 4.78 26 Doug Brocail, R ERA: 10.13 43 Cla Meredith, R ERA: 1.29 Jon Adkins, R ERA: 3.38 (1, 1) | 6.0 L 31 9 7 7 7 5 0 0 0 0 2 55 95 10.50 2.333 | 1.2 8 3 3 3 1 0 0 0 0 0 0 0 20 29 16.20 1.800 | 0.1 3 1 0 0 0 1 0 0 0 0 0 0 6 10 0.00 6.000 | 1.0 4 1 0 0 0 1 0 0 0 0 0 0 7 9 0.00 1.000 | | | | | | | | | | | | | | | | | |

| | |
|-----|----|
| AB | 40 |
| R | 10 |
| H | 14 |
| RBI | 10 |
| BB | 6 |
| SO | 9 |
| LOB | 15 |



| Batter | 1 | 2 | 3 | 4 | 5 | 6 | 7 | 8 | 9 | AB | R | H | RBI | BB | SO | LOB | BOTTOM | | | | |
|--|---|---|---|---|---|---|---|---|---|---|---|---|---|---|---|---|---|---|---|---|--|
| Eric Young Sr., R OBP: 0.291, SLG: 0.319 (1, 7) | | | | | | | | | | 4 | 0 | 1 | 1 | 0 | 0 | 1 | Atlanta Braves @ San Diego Padres PETCO Park, San Diego, CA Sun Jul 16 2006, 4:05 PM EDT Att: 31,666 - Sunny - 79 F | | | | |
| Mike Cameron, R OBP: 0.347, SLG: 0.447 (1, 8) | | | | | | | | | | 4 | 1 | 1 | 1 | 0 | 1 | 1 | | | | | |
| 24 Brian Giles, L OBP: 0.392, SLG: 0.389 (1, 9) | | | | | | | | | | 4 | 1 | 3 | 1 | 0 | 0 | 1 | | | | | |
| 28 Josh Bard, S OBP: 0.418, SLG: 0.565 (1, 2) | | | | | | | | | | 4 | 0 | 1 | 0 | 0 | 0 | 3 | | | | | |
| 3 Khalil Greene, R OBP: 0.331, SLG: 0.444 (1, 6) | | | | | | | | | | 4 | 1 | 1 | 2 | 0 | 3 | 1 | | | | | |
| 23 Adrián González, L OBP: 0.315, SLG: 0.478 (1, 3) | | | | | | | | | | 4 | 0 | 1 | 0 | 0 | 1 | 1 | | | | | |
| Vinny Castilla, R OBP: 0.260, SLG: 0.320 26 Doug Brocail, L (7, 1) | | | | | | | | | | 3 | 0 | 1 | 0 | 0 | 0 | 0 | | | | | |
| 43 Cla Meredith, R (8, 1) | | | | | | | | | | 0 | 0 | 0 | 0 | 0 | 0 | 0 | | | | | |
| Mark Belhorn, S OBP: 0.300, SLG: 0.415 Jon Adkins, L (9, PH) | | | | | | | | | | 1 | 0 | 0 | 0 | 0 | 1 | 1 | | | | | |
| Josh Barfield, R OBP: 0.337, SLG: 0.415 (1, 4) | | | | | | | | | | 3 | 2 | 1 | 0 | 1 | 0 | 2 | | | | | |
| 44 Jake Peavy, R OBP: 0.125, SLG: 0.250 Geoff Blum, S OBP: 0.290, SLG: 0.356 (1, 1) | | | | | | | | | | 0 | 0 | 0 | 0 | 0 | 0 | 0 | | | | | |
| 20 Geoff Blum, S OBP: 0.290, SLG: 0.356 (7, 5) | | | | | | | | | | 2 | 0 | 0 | 0 | 0 | 1 | 0 | | | | | |
| Inning Stats | R: 0 E: 0 K: 1 S: 9 | H: 1 LOB: 1 BB: 0 P: 12 | R: 0 E: 0 K: 2 S: 7 | H: 0 LOB: 0 BB: 0 P: 9 | R: 1 E: 0 K: 0 S: 11 | H: 1 LOB: 0 BB: 0 P: 14 | R: 2 E: 0 K: 0 S: 17 | H: 2 LOB: 0 BB: 0 P: 21 | R: 2 E: 0 K: 0 S: 15 | H: 2 LOB: 1 BB: 1 P: 22 | R: 0 E: 0 K: 1 S: 8 | H: 1 LOB: 1 BB: 0 P: 15 | R: 0 E: 0 K: 2 S: 11 | H: 1 LOB: 1 BB: 0 P: 13 | R: 0 E: 0 K: 1 S: 10 | H: 0 LOB: 0 BB: 0 P: 15 | 1B: 4 2B: 3 3B: 2 HR: 1 | SF: 1 SAC: 2 DP: 1 HBP: 0 | WP: 0 PB: 0 SB: 1 CS: 0 | PA: 37 | |
| PITCHER | IP WLS BF H R ER SO BB IBB HBP BLK WP HR S P ERA WHIP | IP WLS BF H R ER SO BB IBB HBP BLK WP HR S P ERA WHIP | IP WLS BF H R ER SO BB IBB HBP BLK WP HR S P ERA WHIP | IP WLS BF H R ER SO BB IBB HBP BLK WP HR S P ERA WHIP | IP WLS BF H R ER SO BB IBB HBP BLK WP HR S P ERA WHIP | IP WLS BF H R ER SO BB IBB HBP BLK WP HR S P ERA WHIP | IP WLS BF H R ER SO BB IBB HBP BLK WP HR S P ERA WHIP | IP WLS BF H R ER SO BB IBB HBP BLK WP HR S P ERA WHIP | IP WLS BF H R ER SO BB IBB HBP BLK WP HR S P ERA WHIP | IP WLS BF H R ER SO BB IBB HBP BLK WP HR S P ERA WHIP | IP WLS BF H R ER SO BB IBB HBP BLK WP HR S P ERA WHIP | IP WLS BF H R ER SO BB IBB HBP BLK WP HR S P ERA WHIP | IP WLS BF H R ER SO BB IBB HBP BLK WP HR S P ERA WHIP | IP WLS BF H R ER SO BB IBB HBP BLK WP HR S P ERA WHIP | IP WLS BF H R ER SO BB IBB HBP BLK WP HR S P ERA WHIP | IP WLS BF H R ER SO BB IBB HBP BLK WP HR S P ERA WHIP | IP WLS BF H R ER SO BB IBB HBP BLK WP HR S P ERA WHIP | IP WLS BF H R ER SO BB IBB HBP BLK WP HR S P ERA WHIP | IP WLS BF H R ER SO BB IBB HBP BLK WP HR S P ERA WHIP | IP WLS BF H R ER SO BB IBB HBP BLK WP HR S P ERA WHIP | |
| 36 Chuck James, L ERA: 3.72 54 Chad Paronto, R ERA: 3.0 Kevin Barry, R ERA: 2.61 49 Macay McBride, L ERA: 5.14 Tyler Yates, R ERA: 2.79 (1, 1) | 5.0 W 22 6 5 5 3 1 0 0 0 0 0 8 15 0.00 2.000 | 1.0 H 4 2 0 0 1 0 0 0 0 0 0 7 12 0.00 1.500 | 0.2 H 3 1 0 0 0 0 0 0 0 0 0 2 2 0.00 0.000 | 0.1 H 1 0 0 0 0 0 0 0 0 0 0 2 2 0.00 1.000 | 1.0 4 1 0 0 2 0 0 0 0 0 0 0 11 13 0.00 1.000 | | | | | | | | | | | | | | | | |



| Batter | 1 | 2 | 3 | 4 | 5 | 6 | 7 | 8 | 9 | AB | R | H | RBI | BB | SO | LOB | TOP | | | | | | | | | |
|---|-------------------------------|----------------------------------|-------------------------------|----------------------------------|-------------------------------|----------------------------------|-------------------------------|----------------------------------|-------------------------------|----------------------------------|-------------------------------|----------------------------------|------------------------------|----------------------------------|-------------------------------|----------------------------------|------------------------------|----------------------------------|-----------------------------------|------------------------------------|----------------------------------|--------|--|--|--|--|
| Wilson Betemit, S (1,4) OBP: 0.358, SLG: 0.520 | F7 | | 11 BB 16 HR | HR | 11 BB 10 1B | 2B | | G4-3 | | 6 | 3 | 4 | 5 | 0 | 0 | 0 | | | | | | | | | | |
| 11 Edgar Renteria, R (1,6) OBP: 0.401, SLG: 0.464 4 Pete Orr, L (8,4) OBP: 0.228, SLG: 0.299 | F8 | | 16 BB 16 HR | K | 10 1B | F8 | | K | | 4 | 1 | 1 | 0 | 1 | 1 | 1 | | | | | | | | | | |
| 10 Chipper Jones, S (1,5) OBP: 0.421, SLG: 0.560 | BB | | F8 | 1B | FC6-4 | 1B | | F8 | | 5 | 0 | 3 | 1 | 1 | 0 | 2 | | | | | | | | | | |
| Andruw Jones, R (1,8) OBP: 0.353, SLG: 0.513 Ryan Langerhans, L (7,8) OBP: 0.336, SLG: 0.391 | G5-3 | | 16 HR BB | L4 | FC6-4 | | | K | | 4 | 1 | 0 | 0 | 1 | 1 | 4 | | | | | | | | | | |
| 16 Brian McCann, L (1,2) OBP: 0.408, SLG: 0.536 Todd Pratt, R (9,2) OBP: 0.245, SLG: 0.274 | | | FC3-6 1B | HR | K | G4-3 | | K | | 5 | 1 | 2 | 4 | 0 | 2 | 0 | | | | | | | | | | |
| 7 Jeff Francoeur, R (1,9) OBP: 0.287, SLG: 0.448 | P4 | | SF7 3B | WP 1B | 23 1B | 2B | | F9 | | 5 | 3 | 3 | 0 | 0 | 0 | 1 | | | | | | | | | | |
| Adam LaRoche, L (1,3) OBP: 0.335, SLG: 0.518 | FC3-6 1B | | SF7 | 23 1B 1B | 23 1B 2B | HR | | HR | | 4 | 3 | 4 | 3 | 0 | 0 | 0 | | | | | | | | | | |
| Scott Thorman, L (1,7) OBP: 0.291, SLG: 0.500 23 Matt Diaz, R (5,PH) OBP: 0.356, SLG: 0.461 | FC3-6 1B | | F7 | 1B | 2B | 1B | | G6-3 | | 2 | 0 | 0 | 0 | 0 | 0 | 2 | | | | | | | | | | |
| Horacio Ramirez, L (1,1) OBP: 0.211, SLG: 0.167 Jorge Sosa, R (6,1) OBP: 0.227, SLG: 0.600 58 Peter Moylan, R (9,1) | G3 | | G1-3 | G1-3 | K | HR | | HR | | 4 | 0 | 0 | 0 | 0 | 1 | 6 | | | | | | | | | | |
| Inning Stats | R: 0 E: 0 K: 0 S: 13 | H: 0 LOB: 1 BB: 1 P: 23 | R: 0 E: 0 K: 0 S: 12 | H: 2 LOB: 2 BB: 0 P: 16 | R: 5 E: 0 K: 0 S: 16 | H: 4 LOB: 0 BB: 1 P: 29 | R: 1 E: 0 K: 1 S: 14 | H: 2 LOB: 1 BB: 0 P: 20 | R: 4 E: 0 K: 1 S: 15 | H: 5 LOB: 2 BB: 1 P: 28 | R: 3 E: 0 K: 2 S: 18 | H: 4 LOB: 1 BB: 0 P: 33 | R: 0 E: 0 K: 2 S: 9 | H: 0 LOB: 0 BB: 0 P: 13 | R: 2 E: 0 K: 0 S: 12 | H: 2 LOB: 0 BB: 0 P: 17 | R: 0 E: 0 K: 1 S: 7 | H: 1 LOB: 0 BB: 0 P: 13 | 1B: 12 2B: 3 3B: 1 HR: 4 | SF: 1 SAC: 0 DP: 1 HBP: 0 | WP: 1 PB: 0 SB: 0 CS: 0 | PA: 49 | | | | |
| PITCHER | IP | WLS | BF | H | R | ER | SO | BB | IBB | HBP | BLK | WP | HR | S | P | ERA | WHIP | | | | | | | | | |
| Jeff Weaver, R (1,1) ERA: 6.6 | 4.0 | L | 22 | 8 | 6 | 6 | 1 | 2 | 0 | 0 | 0 | 0 | 2 | 55 | 88 | 13.50 | 2.500 | | | | | | | | | |
| 34 Randy Flores, L (5,1) ERA: 5.33 | 1.0 | | 9 | 5 | 4 | 4 | 1 | 1 | 0 | 0 | 0 | 0 | 1 | 0 | 15 | 28 | 36.00 | 6.000 | | | | | | | | |
| Josh Hancock, R (6,1) ERA: 3.67 | 1.0 | | 7 | 4 | 3 | 3 | 1 | 0 | 0 | 0 | 0 | 0 | 0 | 0 | 18 | 33 | 27.00 | 4.000 | | | | | | | | |
| 52 Josh Kinney, R (7,1) ERA: 6.75 | 2.0 | | 8 | 2 | 2 | 2 | 2 | 0 | 0 | 0 | 0 | 0 | 2 | 21 | 30 | 9.00 | 1.000 | | | | | | | | | |
| 44 Jason Isringhausen, R (9,1) ERA: 3.19 | 1.0 | | 3 | 1 | 0 | 0 | 1 | 0 | 0 | 0 | 0 | 0 | 0 | 7 | 13 | 0.00 | 1.000 | | | | | | | | | |

Atlanta Braves @ St. Louis Cardinals
 Busch Stadium, St. Louis, MO
 Mon Jul 17 2006, 6:05 PM CDT
 Att: 44,507 - Clear - 96 F

| | |
|-----|----|
| AB | 45 |
| R | 15 |
| H | 20 |
| RBI | 15 |
| BB | 3 |
| SO | 6 |
| LOB | 17 |



| Batter | 1 | 2 | 3 | 4 | 5 | 6 | 7 | 8 | 9 | AB | R | H | RBI | BB | SO | LOB | BOTTOM | | | | | | | | |
|--|-------------------------------|----------------------------------|------------------------------|----------------------------------|------------------------------|----------------------------------|------------------------------|----------------------------------|------------------------------|---------------------------------|-------------------------------|----------------------------------|-------------------------------|----------------------------------|------------------------------|----------------------------------|------------------------------|---------------------------------|----------------------------------|------------------------------------|----------------------------------|--------|--|--|--|
| 22 David Eckstein, R (1,6) OBP: 0.371, SLG: 0.360 Josh Hancock, R (6,1) | BB | | FC5-4 | | G6-3 | | 2B | | G6-3 | 2 | 0 | 0 | 0 | 1 | 0 | 1 | | | | | | | | | |
| 16 Chris Duncan, L (7,3) OBP: 0.356, SLG: 0.588 | BB | | FC5-4 | | | | 2B | | E6 | 2 | 0 | 0 | 0 | 0 | 0 | 0 | | | | | | | | | |
| So Taguchi, R (1,7) OBP: 0.348, SLG: 0.367 | F9 | | F9 | | | | K | | | 5 | 1 | 1 | 0 | 0 | 1 | 4 | | | | | | | | | |
| 5 Albert Pujols, R (1,3) OBP: 0.442, SLG: 0.726 53 John Rodriguez, L (7,9) OBP: 0.368, SLG: 0.444 | F9 | | FC5-4 | | | | 2B | | G4-3 | 3 | 0 | 1 | 1 | 0 | 0 | 2 | | | | | | | | | |
| 27 Scott Rolen, R (1,5) OBP: 0.401, SLG: 0.567 Gary Bennett, R (8,PH) OBP: 0.269, SLG: 0.284 | BB | | | | G4-3 | | G5-3 | | FC3-6 1B | 2 | 0 | 0 | 0 | 0 | 0 | 1 | | | | | | | | | |
| 43 Juan Encarnacion, R (1,9) OBP: 0.302, SLG: 0.447 52 Josh Kinney, R (7,1) Aaron Miles, S (8,PH) OBP: 0.327, SLG: 0.337 | P5 | | | | L9 | | G5-3 | | 1B | 3 | 0 | 0 | 0 | 0 | 0 | 3 | | | | | | | | | |
| 15 Jim Edmonds, L (1,8) OBP: 0.355, SLG: 0.455 Jason Marquis, L (8,PH) OBP: 0.238, SLG: 0.294 44 Jason Isringhausen, R (9,1) | G1-3 | | | | HR | | K | | F7 | 3 | 1 | 1 | 1 | 0 | 1 | 1 | | | | | | | | | |
| 4 Yadier Molina, R (1,2) OBP: 0.270, SLG: 0.326 | F9 | | | | G5-3 | | G5-3 | | P2 | 4 | 0 | 0 | 0 | 0 | 0 | 2 | | | | | | | | | |
| 7 Hector Luna, R (1,4) OBP: 0.353, SLG: 0.422 | L4 | | | | | | G1-4-3 1B | | F9 | 3 | 1 | 1 | 0 | 1 | 0 | 0 | | | | | | | | | |
| Jeff Weaver, R (1,1) OBP: 0.400, SLG: 0.250 34 Randy Flores, L (5,1) 26 Scott Spiezio, S (5,PH) OBP: 0.376, SLG: 0.452 | G1-4-3 BB | | | | G1-4-3 | | F8 | | E 16 G6-3 1B | 0 | 0 | 0 | 0 | 1 | 0 | 0 | | | | | | | | | |
| Inning Stats | R: 0 E: 0 K: 0 S: 11 | H: 0 LOB: 2 BB: 2 P: 23 | R: 0 E: 0 K: 0 S: 8 | H: 0 LOB: 0 BB: 0 P: 16 | R: 0 E: 0 K: 0 S: 8 | H: 0 LOB: 1 BB: 1 P: 15 | R: 1 E: 0 K: 0 S: 8 | H: 1 LOB: 0 BB: 0 P: 12 | R: 0 E: 0 K: 1 S: 5 | H: 1 LOB: 0 BB: 0 P: 9 | R: 1 E: 0 K: 1 S: 11 | H: 2 LOB: 1 BB: 0 P: 17 | R: 1 E: 0 K: 0 S: 10 | H: 1 LOB: 1 BB: 1 P: 17 | R: 0 E: 0 K: 0 S: 9 | H: 1 LOB: 2 BB: 1 P: 19 | R: 0 E: 1 K: 0 S: 8 | H: 1 LOB: 2 BB: 0 P: 8 | 1B: 3 2B: 3 3B: 0 HR: 1 | SF: 0 SAC: 0 DP: 1 HBP: 0 | WP: 0 PB: 0 SB: 1 CS: 0 | PA: 39 | | | |
| PITCHER | IP | WLS | BF | H | R | ER | SO | BB | IBB | HBP | BLK | WP | HR | S | P | ERA | WHIP | | | | | | | | |
| Horacio Ramirez, L (1,1) ERA: 4.39 | 5.0 | W | 19 | 2 | 1 | 1 | 0 | 3 | 0 | 0 | 0 | 0 | 0 | 40 | 75 | 1.80 | 1.000 | | | | | | | | |
| Jorge Sosa, R (6,1) ERA: 5.61 | 3.0 | | 15 | 4 | 2 | 2 | 2 | 2 | 0 | 0 | 0 | 0 | 0 | 30 | 53 | 6.00 | 2.000 | | | | | | | | |
| 58 Peter Moylan, R (9,1) ERA: 8.1 | 1.0 | | 5 | 1 | 0 | 0 | 0 | 0 | 0 | 0 | 0 | 0 | 0 | 8 | 8 | 0.00 | 1.000 | | | | | | | | |

Atlanta Braves @ St. Louis Cardinals
 Busch Stadium, St. Louis, MO
 Mon Jul 17 2006, 6:05 PM CDT
 Att: 44,507 - Clear - 96 F

| | |
|-----|----|
| AB | 34 |
| R | 3 |
| H | 7 |
| RBI | 3 |
| BB | 5 |
| SO | 2 |
| LOB | 22 |



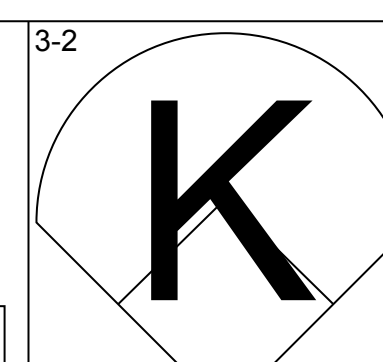
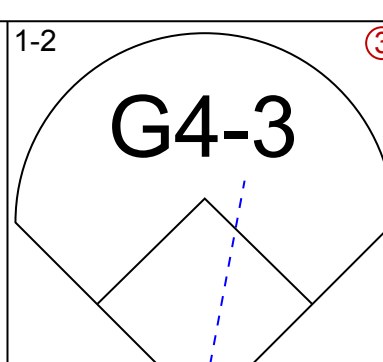
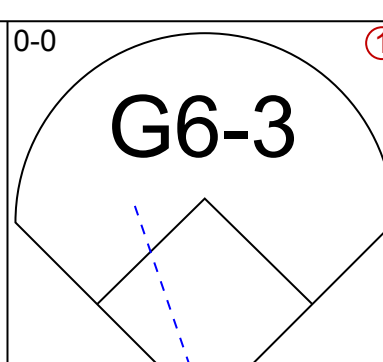
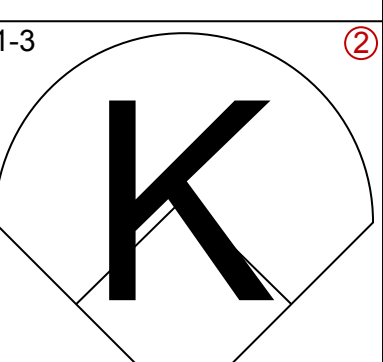
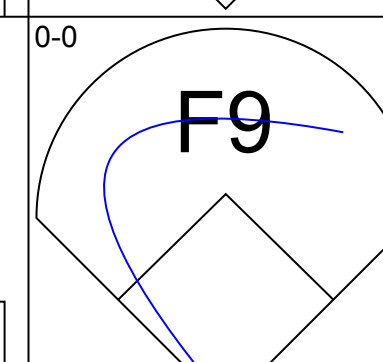
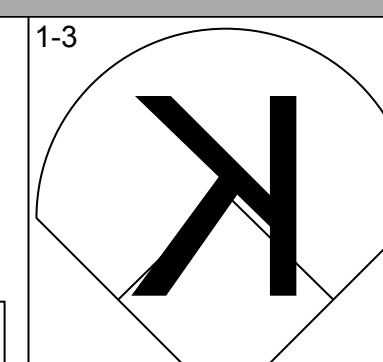
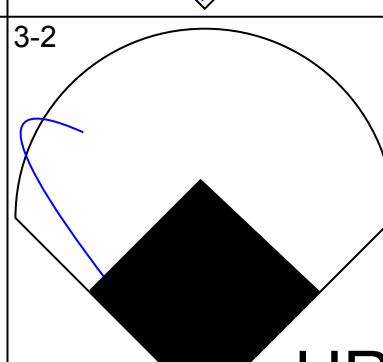
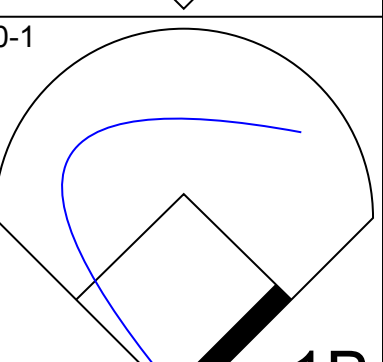
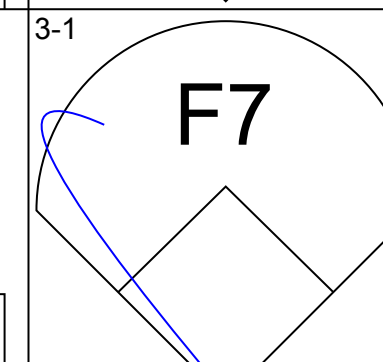
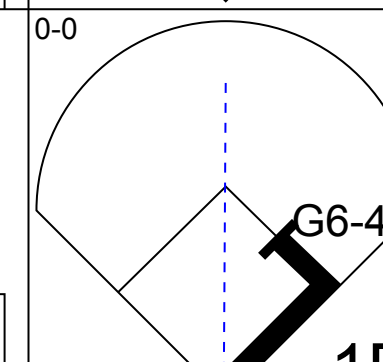
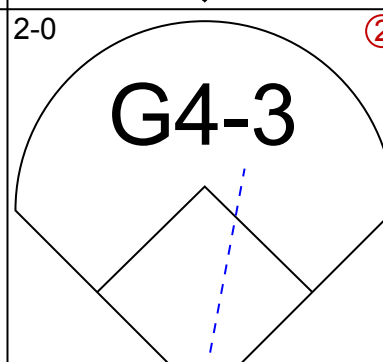
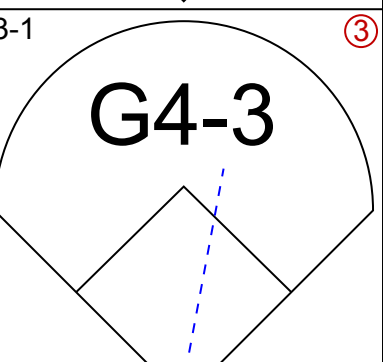
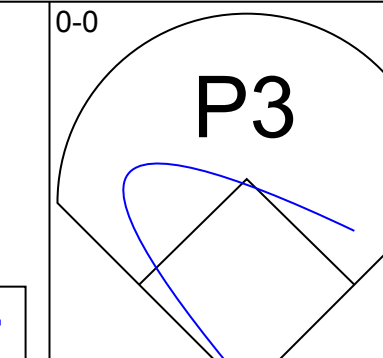
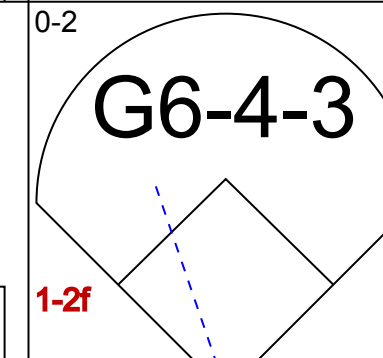
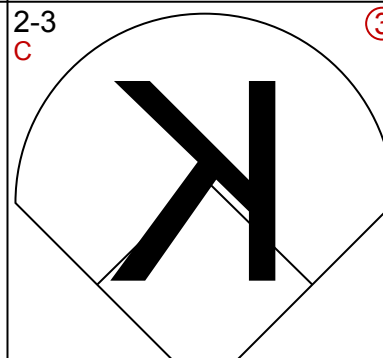
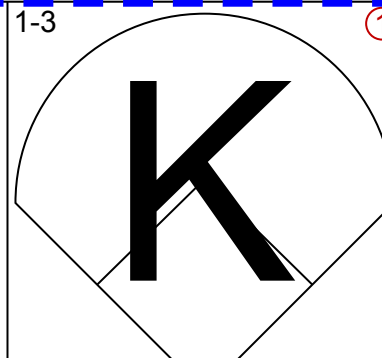
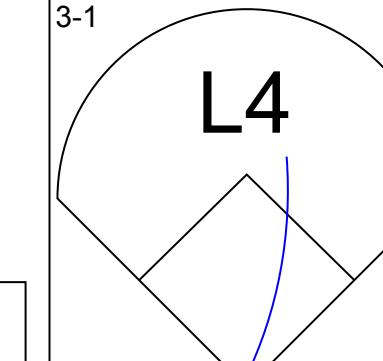
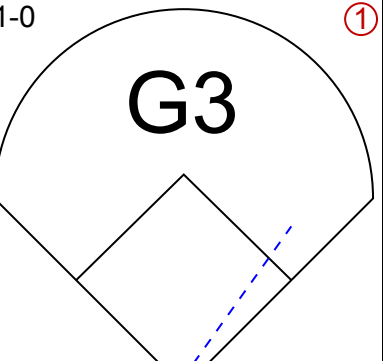
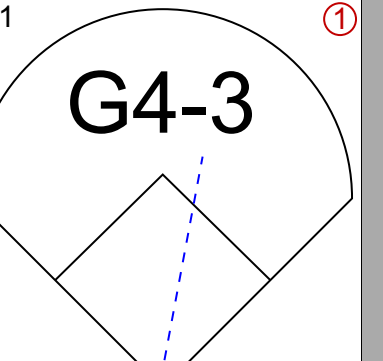
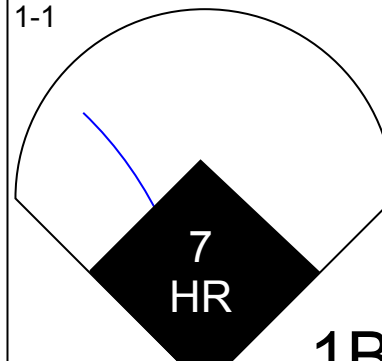
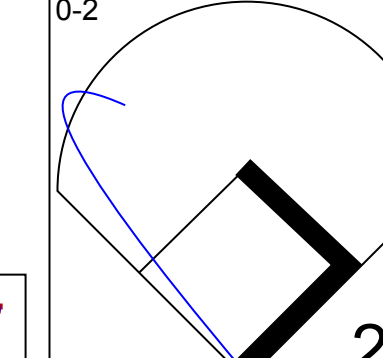
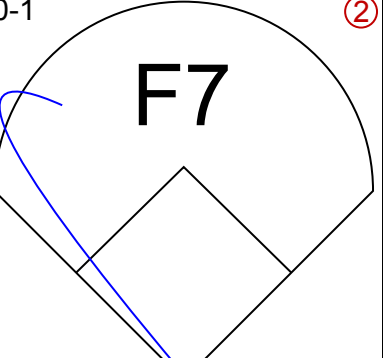

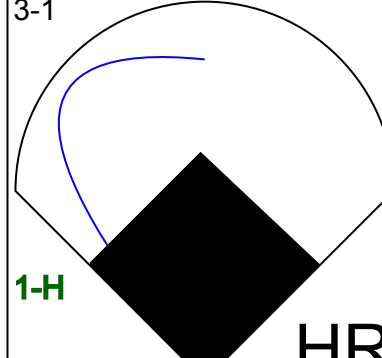
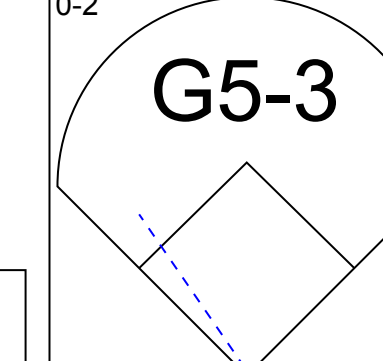
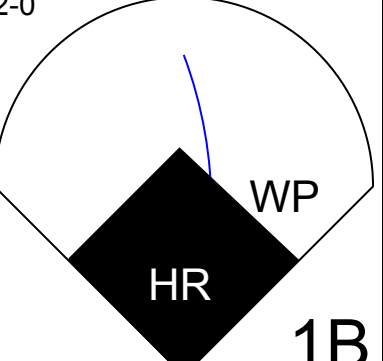
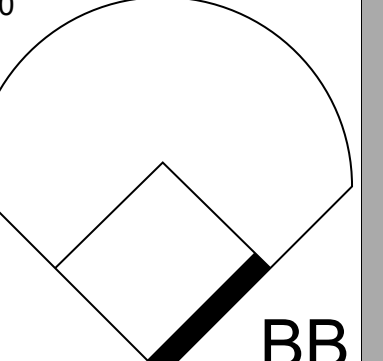
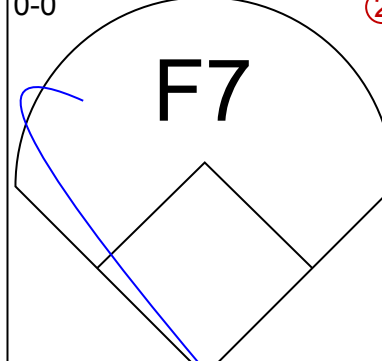
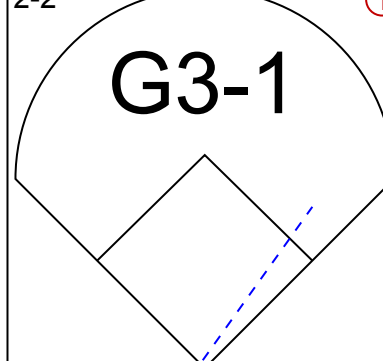
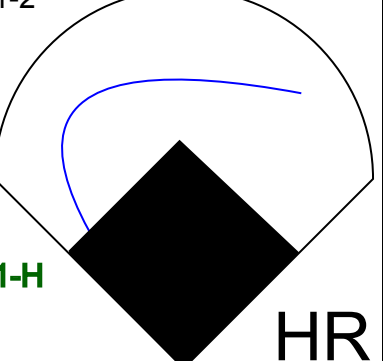
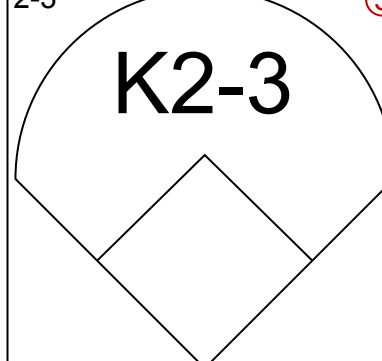
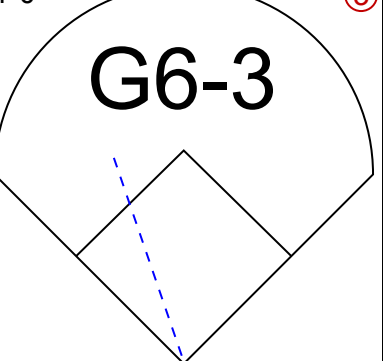


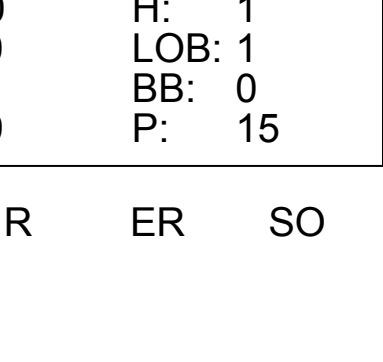
| Batter | 1 | 2 | 3 | 4 | 5 | 6 | 7 | 8 | 9 | AB | R | H | RBI | BB | SO | LOB | TOP | | | |
|---|---|---|---|---|---|---|---|---|---|---|---|---|---|---|---|---|---|------------------------------------|----------------------------------|--------|
| Wilson Betemit, S OBP: 0.363, SLG: 0.523 (1,4) (9,5) | G6-3 | 11 1B BB | | K | 1B | | P5 | | 2B | 5 | 1 | 2 | 2 | 1 | 1 | 0 | Atlanta Braves @ St. Louis Cardinals Busch Stadium, St. Louis, MO Tue Jul 18 2006, 7:10 PM CDT Att: 44,718 - Partly Cloudy - 92 F | | | |
| 11 Edgar Renteria, R OBP: 0.400, SLG: 0.462 (1,6) | G1-3 | 1B | | 10 2B 1B | G4-3 | | G4-3 | | K | 6 | 1 | 2 | 2 | 0 | 1 | 2 | | | | |
| 10 Chipper Jones, S 58 Peter Moylan, R (1,5) (9,1) | HR | F6 | | 2B BB | | | | G4-3 | G3 | 5 | 3 | 2 | 1 | 1 | 0 | 3 | | | | |
| Andruw Jones, R OBP: 0.360, SLG: 0.540 (1,8) | HR | 1B | | 2B BB | | | | HR | | 0 | 0 | 0 | 0 | 0 | 0 | 0 | | | | |
| 16 Brian McCann, L Todd Pratt, R OBP: 0.252, SLG: 0.281 (1,2) (6,2) | 7 FC6-4 1B | | | P5 | G3 | | | HR | | 4 | 1 | 2 | 2 | 0 | 0 | 1 | | | | |
| 7 Jeff Francoeur, R OBP: 0.286, SLG: 0.444 (1,9) | FC6-4 | | | K | | | | 1B | BB 1B | 4 | 1 | 0 | 0 | 0 | 1 | 2 | | | | |
| Adam LaRoche, L OBP: 0.340, SLG: 0.528 (1,3) | | BB 1B 1B | | HR | | | 2B 1B HBP | | | 4 | 2 | 2 | 1 | 1 | 1 | 1 | | | | |
| Scott Thorman, L Ryan Langerhans, L OBP: 0.310, SLG: 0.527 OBP: 0.333, SLG: 0.387 (1,7) (5,7) | | BB 1B 1B | | L8 | | | G2-3 | | P6 | 3 | 2 | 2 | 0 | 0 | 0 | 0 | | | | |
| 15 Tim Hudson, R Oscar Villarreal, L Tyler Yates, R 4 Pete Orr, L OBP: 0.150, SLG: 0.105 (6,1) (8,1) (9,PH) OBP: 0.225, SLG: 0.295 (9,4) | | K | | G5-3 | G6-3 | | K | | F8 | 3 | 0 | 0 | 0 | 0 | 1 | 4 | | | | |
| | | | | | | | | | | 1 | 0 | 0 | 0 | 0 | 1 | 0 | | | | |
| | | | | | | | | | | 1 | 0 | 0 | 0 | 0 | 0 | 0 | | | | |
| | | | | | | | | | | 1 | 0 | 0 | 0 | 0 | 0 | 0 | | | | |
| Inning Stats | R: 2 E: 0 K: 0 S: 10 | H: 3 LOB: 1 BB: 0 P: 13 | R: 3 E: 0 K: 1 S: 10 | H: 4 LOB: 2 BB: 1 P: 18 | R: 1 E: 0 K: 1 S: 11 | H: 1 LOB: 0 BB: 0 P: 19 | R: 2 E: 0 K: 1 S: 11 | H: 2 LOB: 1 BB: 0 P: 21 | R: 2 E: 0 K: 1 S: 9 | H: 2 LOB: 1 BB: 0 P: 16 | R: 0 E: 0 K: 1 S: 8 | H: 0 LOB: 2 BB: 0 P: 12 | R: 1 E: 0 K: 1 S: 11 | H: 2 LOB: 2 BB: 1 P: 19 | R: 0 E: 0 K: 1 S: 7 | H: 1 LOB: 0 BB: 0 P: 10 | 1B: 10 2B: 3 3B: 0 HR: 5 | SF: 0 SAC: 0 DP: 0 HBP: 1 | WP: 0 PB: 0 SB: 0 CS: 0 | PA: 48 |
| PITCHER | IP WLS BF H R ER SO BB IBB HBP BLK WP HR S P ERA WHIP | IP WLS BF H R ER SO BB IBB HBP BLK WP HR S P ERA WHIP | IP WLS BF H R ER SO BB IBB HBP BLK WP HR S P ERA WHIP | IP WLS BF H R ER SO BB IBB HBP BLK WP HR S P ERA WHIP | IP WLS BF H R ER SO BB IBB HBP BLK WP HR S P ERA WHIP | IP WLS BF H R ER SO BB IBB HBP BLK WP HR S P ERA WHIP | IP WLS BF H R ER SO BB IBB HBP BLK WP HR S P ERA WHIP | IP WLS BF H R ER SO BB IBB HBP BLK WP HR S P ERA WHIP | IP WLS BF H R ER SO BB IBB HBP BLK WP HR S P ERA WHIP | IP WLS BF H R ER SO BB IBB HBP BLK WP HR S P ERA WHIP | IP WLS BF H R ER SO BB IBB HBP BLK WP HR S P ERA WHIP | IP WLS BF H R ER SO BB IBB HBP BLK WP HR S P ERA WHIP | IP WLS BF H R ER SO BB IBB HBP BLK WP HR S P ERA WHIP | IP WLS BF H R ER SO BB IBB HBP BLK WP HR S P ERA WHIP | IP WLS BF H R ER SO BB IBB HBP BLK WP HR S P ERA WHIP | IP WLS BF H R ER SO BB IBB HBP BLK WP HR S P ERA WHIP | IP WLS BF H R ER SO BB IBB HBP BLK WP HR S P ERA WHIP | | | |

| | |
|-----|----|
| AB | 44 |
| R | 14 |
| H | 18 |
| RBI | 14 |
| BB | 3 |
| SO | 7 |
| LOB | 15 |



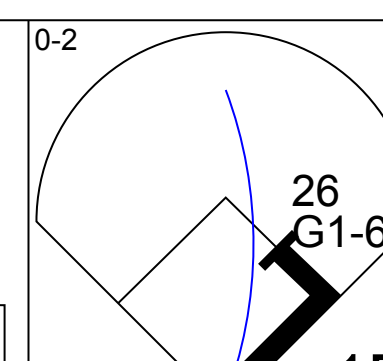
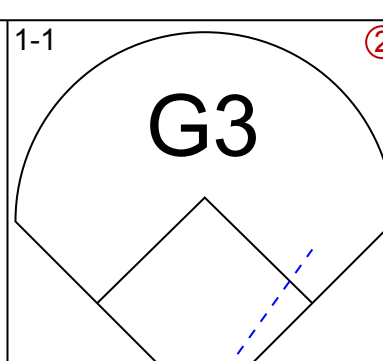
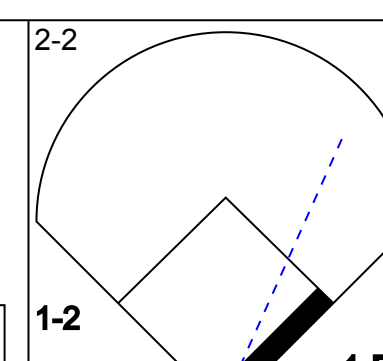
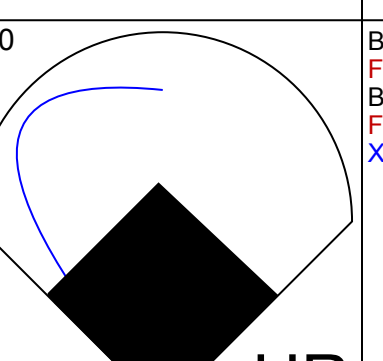
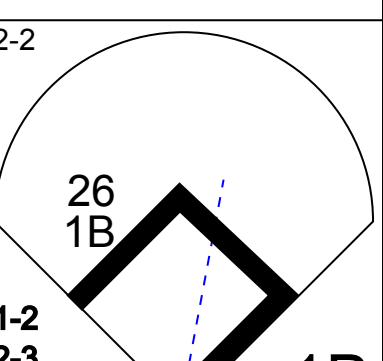
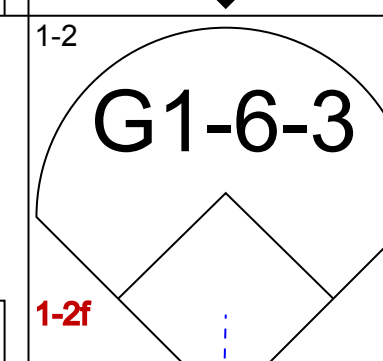
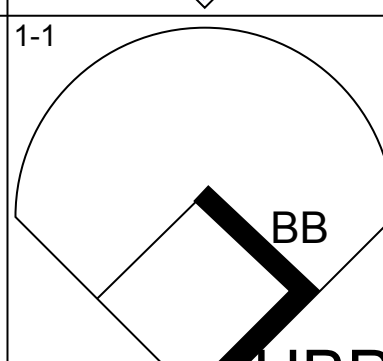
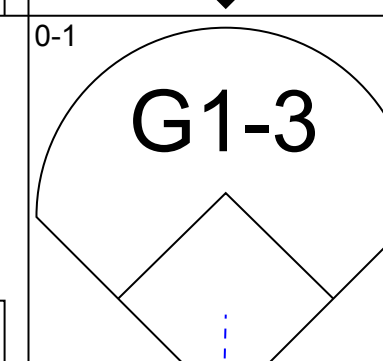
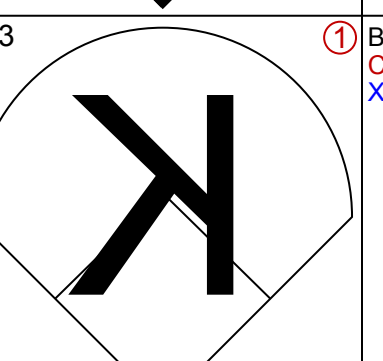
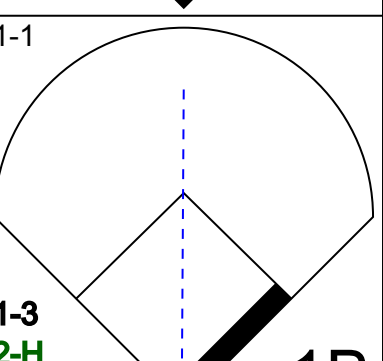
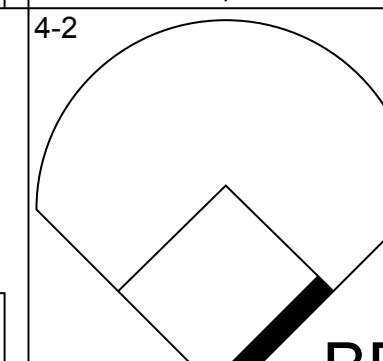
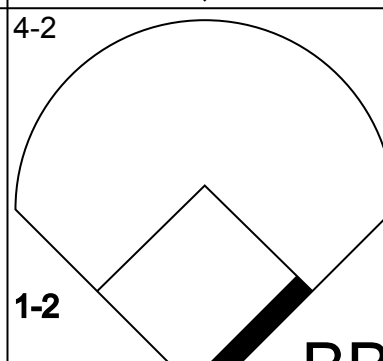
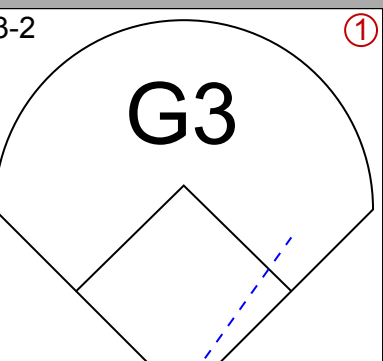
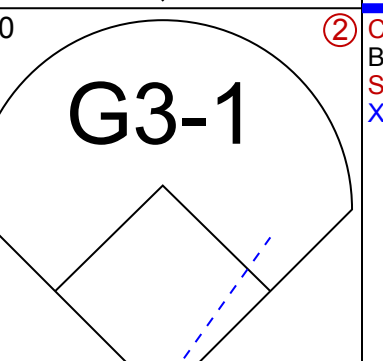
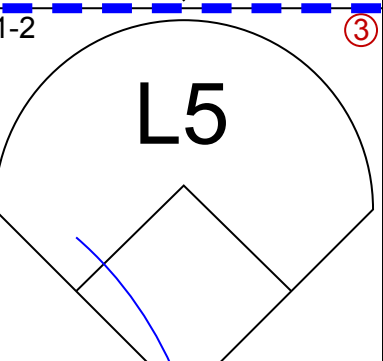
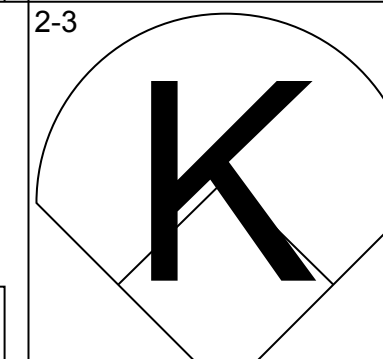
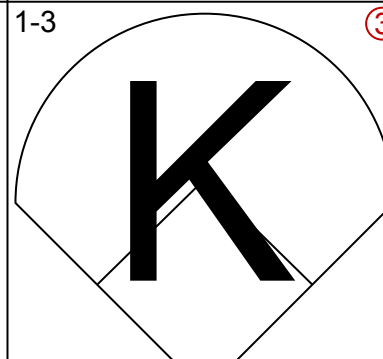
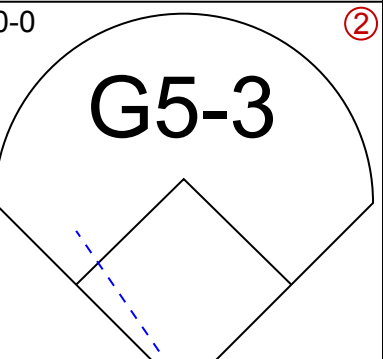
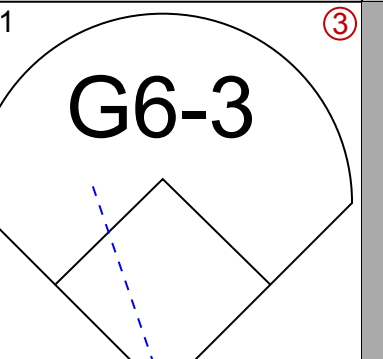
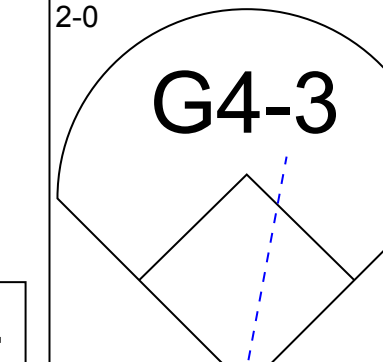
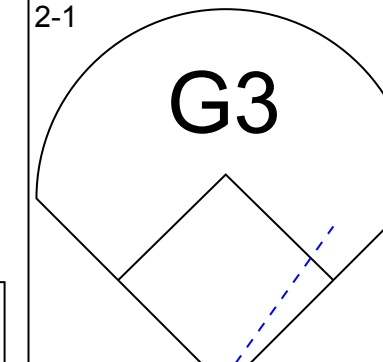
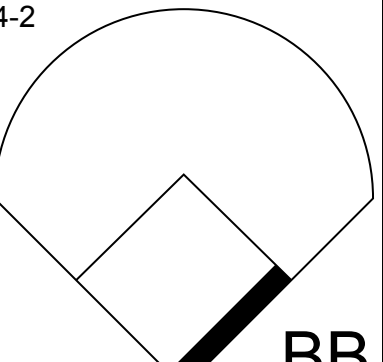
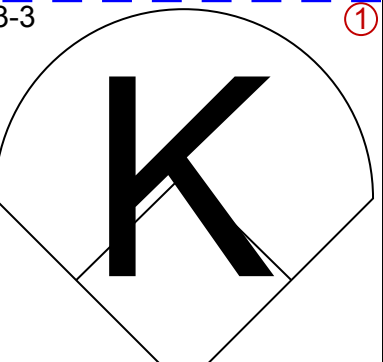
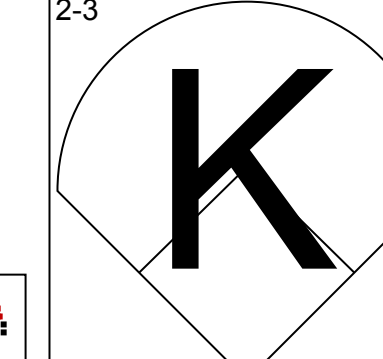
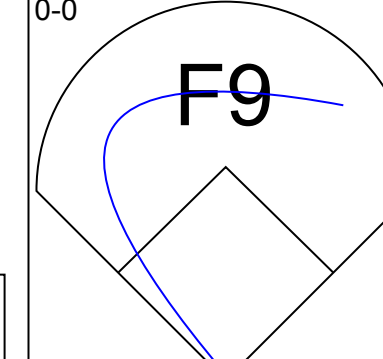
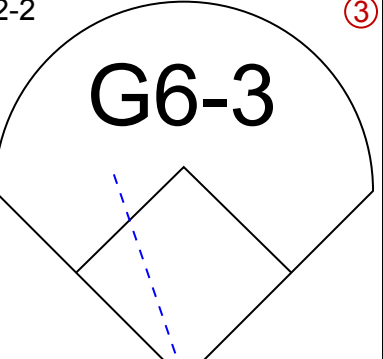
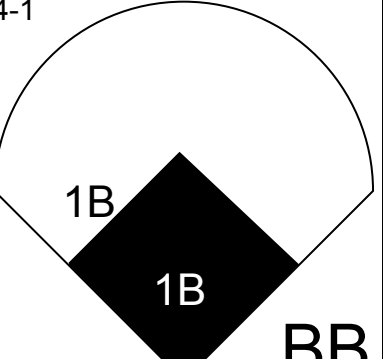
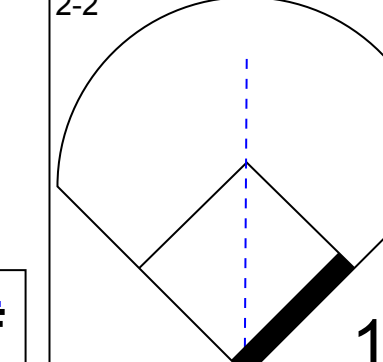
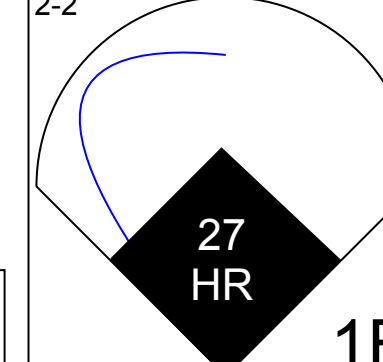
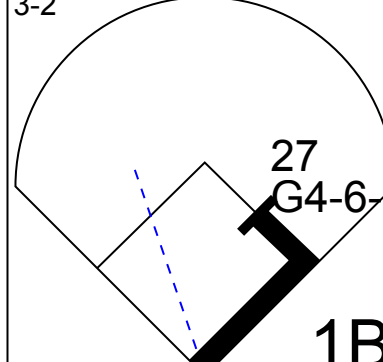
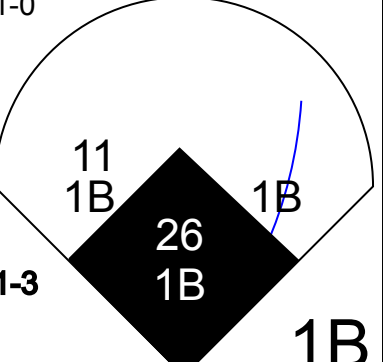
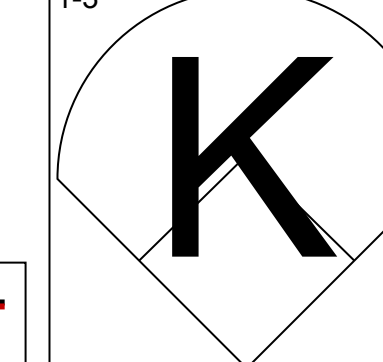
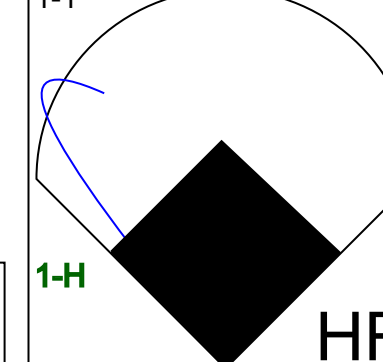
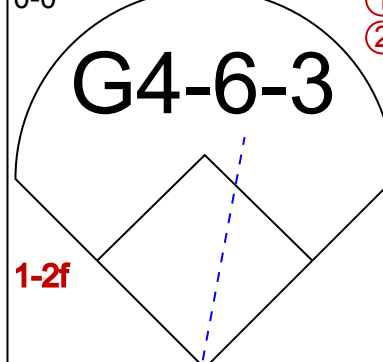
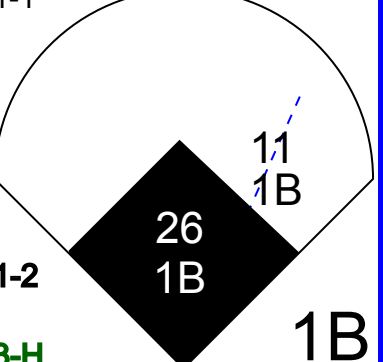

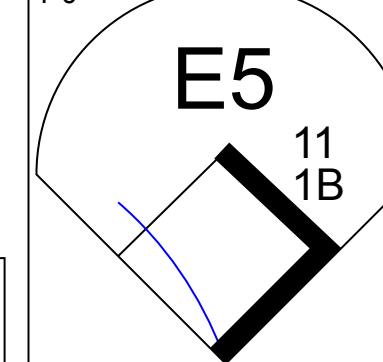
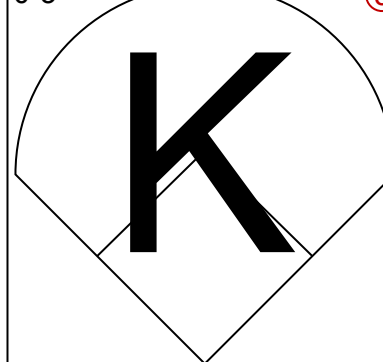
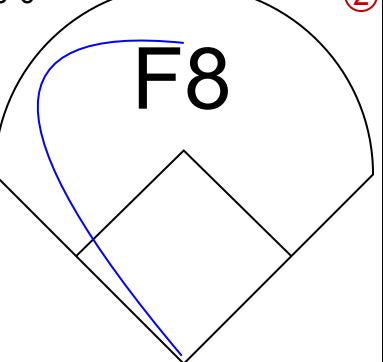
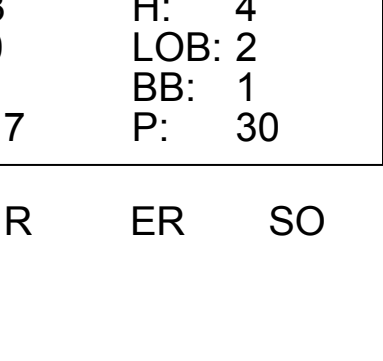




| Batter | 1 | 2 | 3 | 4 | 5 | 6 | 7 | 8 | 9 | AB | R | H | RBI | BB | SO | LOB | BOTTOM | | | | | |
|---|---|---|---|---|---|---|---|---|---|---|---|---|---|---|---|---|---|----------------------------------|----------------------------------|------------------------------------|----------------------------------|--------|
| 22 David Eckstein, R 41 Braden Looper, R Josh Hancock, R 43 Juan Encarnacion, R OBP: 0.372, SLG: 0.361 OBP: 0.500, SLG: 1.000 OBP: 0.304, SLG: 0.448 (1,6) (8,1) (9,1) (9,PH) OBP: 0.304, SLG: 0.448 | G6-3 | | | F7 | | 16 2B 1B | 16 G3 1B | | 2-3 1B | 4 | 1 | 2 | 0 | 0 | 0 | 0 | Atlanta Braves @ St. Louis Cardinals Busch Stadium, St. Louis, MO Tue Jul 18 2006, 7:10 PM CDT Att: 44,718 - Partly Cloudy - 92 F | | | | | |
| 16 Chris Duncan, L OBP: 0.346, SLG: 0.562 (1,9) | P5 | | | L6 | | 27 2B 1B | G3 | | L6 | 5 | 1 | 1 | 0 | 0 | 0 | 4 | | | | | | |
| 5 Albert Pujols, R OBP: 0.440, SLG: 0.719 (1,3) | G6-3 | | | 1B | | F9 | F8 | | | 4 | 0 | 1 | 0 | 0 | 0 | 4 | | | | | | |
| 27 Scott Rolen, R OBP: 0.399, SLG: 0.566 (1,5) | | P6 | | P3 | | 53 3B 2B | | | F8 | 4 | 1 | 1 | 1 | 0 | 0 | 1 | | | | | | |
| 15 Jim Edmonds, L OBP: 0.356, SLG: 0.467 (1,8) | | K | | HR | | 26 3B 3B | | | K | 2 | 1 | 1 | 1 | 0 | 1 | 0 | | | | | | |
| 26 Scott Spiezio, S OBP: 0.374, SLG: 0.460 (1,7) (7,4) | G3 | | | P5 | | 3-2 3B | | | F7 | 4 | 0 | 1 | 1 | 0 | 0 | 0 | | | | | | |
| Aaron Miles, S 50 Adam Wainwright, R 7 Hector Luna, R OBP: 0.324, SLG: 0.333 OBP: 0.333, SLG: 1.333 OBP: 0.356, SLG: 0.429 (1,4) (7,1) (8,6) | | | | G3 | | G6-3 | P4 | | 43 1B 2B | 3 | 0 | 0 | 0 | 0 | 0 | 1 | | | | | | |
| Gary Bennett, R OBP: 0.258, SLG: 0.272 (1,2) | | | | G5-3 | | L3 | | | F9 | 4 | 0 | 0 | 0 | 0 | 1 | 1 | | | | | | |
| Jason Marquis, L Tyler Johnson, S So Taguchi, R 53 John Rodriguez, L OBP: 0.222, SLG: 0.288 OBP: 0.349, SLG: 0.364 OBP: 0.370, SLG: 0.459 (1,1) (6,1) (6,8) (6,PH) (7,7) | | | | G4-3 | | G4-3 | | | F9 | 1 | 0 | 0 | 0 | 0 | 0 | 0 | | | | | | |
| | | | | | | | | | | 2 | 0 | 0 | 0 | 1 | 0 | 1 | | | | | | |
| | | | | | | | | | | 2 | 1 | 1 | 2 | 0 | 1 | 0 | | | | | | |
| Inning Stats | R: 0 E: 0 K: 0 S: 9 | H: 0 LOB: 0 BB: 0 P: 13 | R: 0 E: 0 K: 1 S: 9 | H: 0 LOB: 0 BB: 0 P: 12 | R: 0 E: 0 K: 0 S: 4 | H: 0 LOB: 0 BB: 0 P: 5 | R: 0 E: 0 K: 0 S: 11 | H: 1 LOB: 1 BB: 0 P: 15 | R: 1 E: 0 K: 0 S: 6 | H: 1 LOB: 0 BB: 0 P: 10 | R: 4 E: 0 K: 0 S: 17 | H: 5 LOB: 1 BB: 0 P: 23 | R: 0 E: 0 K: 1 S: 9 | H: 1 LOB: 2 BB: 1 P: 16 | R: 0 E: 0 K: 1 S: 8 | H: 0 LOB: 0 BB: 0 P: 14 | R: 0 E: 0 K: 0 S: 14 | H: 2 LOB: 2 BB: 0 P: 22 | 1B: 5 2B: 2 3B: 2 HR: 1 | SF: 0 SAC: 0 DP: 0 HBP: 0 | WP: 0 PB: 0 SB: 0 CS: 0 | PA: 38 |
| PITCHER | IP WLS BF H R ER SO BB IBB HBP BLK WP HR S P ERA WHIP | IP WLS BF H R ER SO BB IBB HBP BLK WP HR S P ERA WHIP | IP WLS BF H R ER SO BB IBB HBP BLK WP HR S P ERA WHIP | IP WLS BF H R ER SO BB IBB HBP BLK WP HR S P ERA WHIP | IP WLS BF H R ER SO BB IBB HBP BLK WP HR S P ERA WHIP | IP WLS BF H R ER SO BB IBB HBP BLK WP HR S P ERA WHIP | IP WLS BF H R ER SO BB IBB HBP BLK WP HR S P ERA WHIP | IP WLS BF H R ER SO BB IBB HBP BLK WP HR S P ERA WHIP | IP WLS BF H R ER SO BB IBB HBP BLK WP HR S P ERA WHIP | IP WLS BF H R ER SO BB IBB HBP BLK WP HR S P ERA WHIP | IP WLS BF H R ER SO BB IBB HBP BLK WP HR S P ERA WHIP | IP WLS BF H R ER SO BB IBB HBP BLK WP HR S P ERA WHIP | IP WLS BF H R ER SO BB IBB HBP BLK WP HR S P ERA WHIP | IP WLS BF H R ER SO BB IBB HBP BLK WP HR S P ERA WHIP | IP WLS BF H R ER SO BB IBB HBP BLK WP HR S P ERA WHIP | IP WLS BF H R ER SO BB IBB HBP BLK WP HR S P ERA WHIP | IP WLS BF H R ER SO BB IBB HBP BLK WP HR S P ERA WHIP | | | | | |

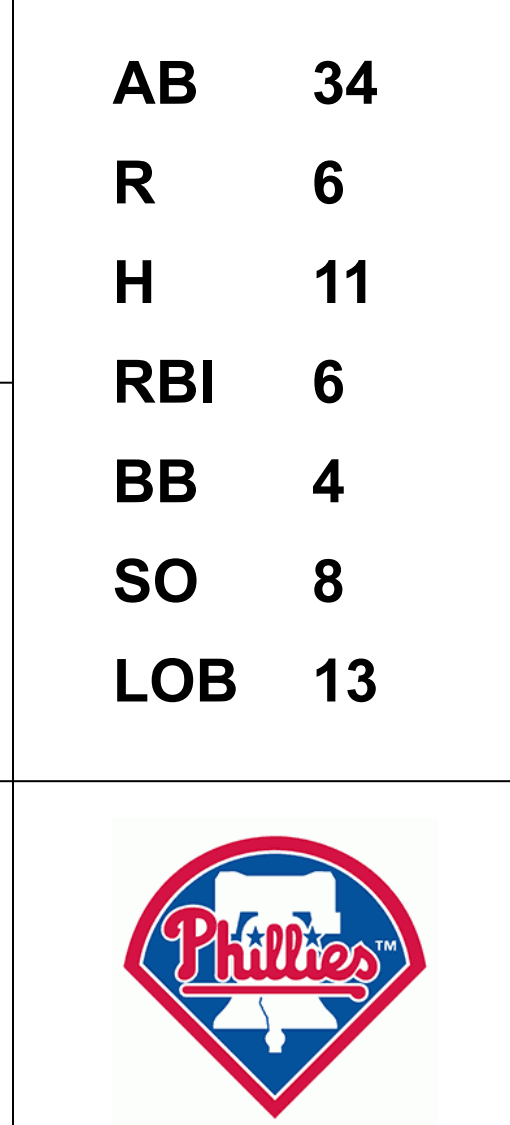


| Batter | 1 | 2 | 3 | 4 | 5 | 6 | 7 | 8 | 9 | AB | R | H | RBI | BB | SO | LOB | TOP | | | | | |
|--|---|---|--|---|--|---|---|---|---|----------------------------------|-------------------------------|----------------------------------|------------------------------|----------------------------------|------------------------------|----------------------------------|---|----------------------------------|----------------------------------|------------------------------------|----------------------------------|--------|
| Wilson Betemit, S (1,4) OBP: 0.353, SLG: 0.505 |  | |  | | |  | |  | | 4 | 0 | 0 | 0 | 0 | 2 | 0 | Atlanta Braves @ Philadelphia Phillies Citizens Bank Park, Philadelphia, PA Fri Jul 21 2006, 7:05 PM EDT Att: 32,833 - Partly Cloudy - 84 F | | | | | |
| 11 Edgar Renteria, R (1,6) OBP: 0.396, SLG: 0.467 |  | | |  | |  | |  | | 4 | 1 | 2 | 1 | 0 | 1 | 0 | | | | | | |
| 10 Chipper Jones, S (1,5) OBP: 0.421, SLG: 0.566 |  | | |  | |  | |  | | 4 | 0 | 1 | 0 | 0 | 0 | 1 | | | | | | |
| Andruw Jones, R (1,8) OBP: 0.358, SLG: 0.532 | |  | |  | |  | | |  | 4 | 0 | 0 | 0 | 0 | 2 | 1 | | | | | | |
| 16 Brian McCann, L (1,2) OBP: 0.406, SLG: 0.553 |  | | | |  | |  | |  | 4 | 1 | 1 | 0 | 0 | 0 | 0 | | | | | | |
| 7 Jeff Francoeur, R (1,9) OBP: 0.288, SLG: 0.453 |  | | | |  | |  | |  | 4 | 1 | 2 | 2 | 0 | 1 | 0 | | | | | | |
| Adam LaRoche, L (1,3) OBP: 0.337, SLG: 0.519 |  | | | |  | |  | |  | 3 | 1 | 1 | 0 | 1 | 0 | 1 | | | | | | |
| Scott Thorman, L (1,7) OBP: 0.297, SLG: 0.541 | | |  | | |  | | |  | 3 | 1 | 1 | 2 | 0 | 0 | 1 | | | | | | |
| Ryan Langerhans, L (7,7) OBP: 0.331, SLG: 0.384 | | | | |  | |  | | | 1 | 0 | 0 | 0 | 0 | 1 | 0 | | | | | | |
| 29 John Smoltz, R (1,1) OBP: 0.220, SLG: 0.256 | | | | |  | | | |  | 2 | 0 | 0 | 0 | 0 | 0 | 0 | | | | | | |
| 4 Pete Orr, L (8, PH) OBP: 0.220, SLG: 0.288 | | | | | | | | | | 1 | 0 | 0 | 0 | 0 | 0 | 0 | | | | | | |
| Ken Ray, R (8,1) OBP: 0.220, SLG: 0.288 | | | | | | | | | | 0 | 0 | 0 | 0 | 0 | 0 | 0 | | | | | | |
| 49 Macay McBride, L (8,1) OBP: 0.220, SLG: 0.288 | | | | | | | | | | 0 | 0 | 0 | 0 | 0 | 0 | 0 | | | | | | |
| Inning Stats | R: 0 E: 0 K: 1 S: 6 | H: 0 LOB: 0 BB: 0 P: 12 | R: 0 E: 0 K: 0 S: 9 | H: 1 LOB: 1 BB: 0 P: 12 | R: 0 E: 0 K: 0 S: 8 | H: 0 LOB: 0 BB: 0 P: 13 | R: 0 E: 0 K: 1 S: 7 | H: 1 LOB: 0 BB: 0 P: 8 | R: 2 E: 0 K: 0 S: 8 | H: 2 LOB: 0 BB: 0 P: 13 | R: 1 E: 0 K: 1 S: 13 | H: 1 LOB: 0 BB: 1 P: 20 | R: 0 E: 0 K: 1 S: 6 | H: 0 LOB: 1 BB: 1 P: 13 | R: 0 E: 0 K: 1 S: 9 | H: 1 LOB: 0 BB: 0 P: 15 | R: 2 E: 0 K: 2 S: 11 | H: 2 LOB: 0 BB: 0 P: 18 | 1B: 4 2B: 1 3B: 0 HR: 3 | SF: 0 SAC: 0 DP: 1 HBP: 0 | WP: 1 PB: 0 SB: 0 CS: 0 | PA: 35 |
| PITCHER | IP | WLS | BF | H | R | ER | SO | BB | IBB | HBP | BLK | WP | HR | S | P | ERA | WHIP | | | | | |
| Cory Lidle, R (1,1) ERA: 4.91 | 8.0 | W | 30 | 6 | 3 | 3 | 5 | 1 | 0 | 0 | 0 | 1 | 2 | 66 | 106 | 3.38 | 0.875 | | | | | |
| 45 Tom Gordon, R (9,1) ERA: 2.45 | 1.0 | S | 5 | 2 | 2 | 2 | 2 | 0 | 0 | 0 | 0 | 0 | 1 | 11 | 18 | 18.00 | 2.000 | | | | | |

| | |
|-----|----|
| AB | 34 |
| R | 5 |
| H | 8 |
| RBI | 5 |
| BB | 1 |
| SO | 7 |
| LOB | 4 |



| Batter | 1 | 2 | 3 | 4 | 5 | 6 | 7 | 8 | 9 | AB | R | H | RBI | BB | SO | LOB | BOTTOM | | | | |
|--|---|---|---|---|--|---|---|---|-------------------------------|----------------------------------|------------------------------|----------------------------------|------------------------------|---------------------------------|-------------------------------|----------------------------------|---|------------------------------------|----------------------------------|--------|--|
| 11 Jimmy Rollins, S (1,6) OBP: 0.326, SLG: 0.438 |  | |  |  | | |  |  | | 5 | 1 | 4 | 1 | 0 | 0 | 0 | Atlanta Braves @ Philadelphia Phillies Citizens Bank Park, Philadelphia, PA Fri Jul 21 2006, 7:05 PM EDT Att: 32,833 - Partly Cloudy - 84 F | | | | |
| 26 Chase Utley, L (1,4) OBP: 0.383, SLG: 0.532 |  | |  |  | | |  |  | | 4 | 0 | 1 | 2 | 0 | 1 | 3 | | | | | |
| Bobby Abreu, L (1,9) OBP: 0.438, SLG: 0.451 |  | |  | |  | |  |  | | 3 | 0 | 0 | 0 | 2 | 0 | 2 | | | | | |
| Pat Burrell, R (1,7) OBP: 0.382, SLG: 0.514 |  | |  | |  | |  | | | 4 | 0 | 0 | 0 | 0 | 2 | 3 | | | | | |
| Mike Lieberthal, R (9,2) OBP: 0.237, SLG: 0.303 | | | | | | | | | | 0 | 0 | 0 | 0 | 0 | 0 | 0 | | | | | |
| 6 Ryan Howard, L (1,3) OBP: 0.349, SLG: 0.594 | |  | |  |  | | |  | | 3 | 0 | 0 | 0 | 1 | 1 | 0 | | | | | |
| Aaron Rowand, R (1,8) OBP: 0.318, SLG: 0.430 | |  | |  |  | | |  | | 3 | 1 | 0 | 0 | 1 | 1 | 1 | | | | | |
| David Bell, R (1,5) OBP: 0.351, SLG: 0.403 | |  | |  | |  | |  | | 4 | 2 | 4 | 0 | 0 | 0 | 0 | | | | | |
| 27 Chris Coste, R (1,2) OBP: 0.368, SLG: 0.500 | | |  | |  | |  |  | | 3 | 1 | 1 | 2 | 0 | 1 | 2 | | | | | |
| David Dellucci, L (8, PH) OBP: 0.355, SLG: 0.586 | | |  | |  | |  |  | | 1 | 1 | 1 | 1 | 0 | 0 | 0 | | | | | |
| 45 Tom Gordon, R (9,1) OBP: 0.220, SLG: 0.288 | | | | | | | |  | | 0 | 0 | 0 | 0 | 0 | 0 | 0 | | | | | |
| Cory Lidle, R (1,1) OBP: 0.152, SLG: 0.161 | | | | | | | |  | | 3 | 0 | 0 | 0 | 0 | 2 | 0 | | | | | |
| 8 Shane Victorino, S (8, PH) OBP: 0.329, SLG: 0.417 | | |  |  | | |  | | | 1 | 0 | 0 | 0 | 0 | 0 | 2 | | | | | |
| Inning Stats | R: 0 E: 0 K: 1 S: 12 | H: 1 LOB: 1 BB: 1 P: 19 | R: 0 E: 0 K: 2 S: 10 | H: 1 LOB: 0 BB: 0 P: 17 | R: 0 E: 0 K: 2 S: 11 | H: 0 LOB: 2 BB: 1 P: 19 | R: 2 E: 1 K: 0 S: 14 | H: 3 LOB: 2 BB: 0 P: 22 | R: 0 E: 0 K: 0 S: 10 | H: 0 LOB: 1 BB: 1 P: 19 | R: 0 E: 0 K: 1 S: 9 | H: 1 LOB: 0 BB: 0 P: 12 | R: 1 E: 0 K: 1 S: 7 | H: 1 LOB: 0 BB: 0 P: 9 | R: 3 E: 0 K: 1 S: 17 | H: 4 LOB: 2 BB: 1 P: 30 | 1B: 9 2B: 0 3B: 0 HR: 2 | SF: 0 SAC: 0 DP: 2 HBP: 1 | WP: 0 PB: 0 SB: 0 CS: 0 | PA: 39 | |
| PITCHER | IP | WLS | BF | H | R | ER | SO | BB | IBB | HBP | BLK | WP | HR | S | P | ERA | WHIP | | | | |
| 29 John Smoltz, R (1,1) ERA: 3.43 | 7.0 | | 31 | 7 | 3 | 3 | 7 | 3 | 0 | 1 | 0 | 0 | 2 | 73 | 117 | 3.86 | 1.429 | | | | |
| Ken Ray, R (8,1) ERA: 3.05 | 0.2 | L | 7 | 4 | 3 | 3 | 1 | 1 | 0 | 0 | 0 | 0 | 0 | 14 | 26 | 40.50 | 7.500 | | | | |
| 49 Macay McBride, L (8,1) ERA: 4.75 | 0.1 | | 1 | 0 | 0 | 0 | 0 | 0 | 0 | 0 | 0 | 0 | 0 | 3 | 4 | 0.00 | 0.000 | | | | |



| Batter | 1 | 2 | 3 | 4 | 5 | 6 | 7 | 8 | 9 | AB | R | H | RBI | BB | SO | LOB | TOP | | | |
|--|---|----------------------------------|------------------------------|----------------------------------|------------------------------|----------------------------------|------------------------------|---------------------------------|------------------------------|----------------------------------|------------------------------|----------------------------------|------------------------------|----------------------------------|-------------------------------|----------------------------------|----------------------------------|------------------------------------|----------------------------------|--------|
| Marcus Giles, R (1,4) OBP: 0.342, SLG: 0.370 | | | | | | | | | | 3 | 1 | 0 | 0 | 1 | 2 | 0 | | | | |
| 11 Edgar Renteria, R (1,6) OBP: 0.399, SLG: 0.479 | | | | | | | | | | 4 | 2 | 2 | 2 | 0 | 0 | 0 | | | | |
| Wilson Betemit, S (1,5) OBP: 0.351, SLG: 0.505 | | | | | | | | | | 4 | 0 | 1 | 0 | 0 | 0 | 1 | | | | |
| 16 Brian McCann, L (1,2) OBP: 0.404, SLG: 0.546 | | | | | | | | | | 3 | 1 | 0 | 0 | 1 | 1 | 1 | | | | |
| 7 Jeff Francoeur, R (1,9) OBP: 0.287, SLG: 0.458 | | | | | | | | | | 4 | 1 | 1 | 3 | 0 | 1 | 0 | | | | |
| Adam LaRoche, L (1,3) OBP: 0.336, SLG: 0.519 | | | | | | | | | | 4 | 0 | 1 | 0 | 0 | 1 | 0 | | | | |
| Scott Thorman, L (1,7) 23 Matt Diaz, R (8,7) OBP: 0.353, SLG: 0.455 | | | | | | | | | | 3 | 0 | 0 | 0 | 0 | 2 | 1 | | | | |
| Ryan Langerhans, L (1,8) OBP: 0.327, SLG: 0.379 | | | | | | | | | | 3 | 0 | 0 | 0 | 0 | 0 | 1 | | | | |
| Horacio Ramirez, L (1,1) 4 Pete Orr, L (8,PH) 49 Macey McBride, L (8,1) 28 Bob Wickman, R (9,1) OBP: 0.190, SLG: 0.150 OBP: 0.217, SLG: 0.284 OBP: 0.353, SLG: 0.455 | | | | | | | | | | 2 | 0 | 0 | 0 | 0 | 1 | 1 | | | | |
| Inning Stats | R: 0 E: 0 K: 2 S: 11 | H: 1 LOB: 1 BB: 0 P: 19 | R: 0 E: 0 K: 2 S: 9 | H: 0 LOB: 0 BB: 0 P: 12 | R: 0 E: 0 K: 2 S: 8 | H: 0 LOB: 0 BB: 0 P: 11 | R: 1 E: 0 K: 0 S: 6 | H: 1 LOB: 0 BB: 0 P: 9 | R: 0 E: 0 K: 0 S: 7 | H: 0 LOB: 0 BB: 0 P: 11 | R: 0 E: 0 K: 0 S: 7 | H: 0 LOB: 0 BB: 0 P: 11 | R: 0 E: 0 K: 0 S: 7 | H: 0 LOB: 0 BB: 0 P: 14 | R: 4 E: 0 K: 1 S: 16 | H: 2 LOB: 0 BB: 2 P: 28 | 1B: 0 2B: 3 3B: 0 HR: 2 | SF: 0 SAC: 0 DP: 0 HBP: 0 | WP: 0 PB: 0 SB: 0 CS: 0 | PA: 34 |
| PITCHER | IP WLS BF H R ER SO BB IBB HBP BLK WP HR S P ERA WHIP | | | | | | | | | | | | | | | | | | | |
| 39 Brett Myers, R (1,1) ERA: 3.74 | 8.0 L 29 4 3 3 7 1 0 0 0 0 1 69 111 3.38 0.625 | | | | | | | | | | | | | | | | | | | |
| 45 Tom Gordon, R (9,1) ERA: 2.83 | 1.0 5 1 2 2 1 0 1 0 0 0 1 9 16 18.00 1.000 | | | | | | | | | | | | | | | | | | | |

Atlanta Braves @ Philadelphia Phillies
Citizens Bank Park, Philadelphia, PA

AB 32
R 5
H 5
RBI 5
BB 2
SO 8
LOB 5



WP: 0 PA: 34
PB: 0
SB: 0
CS: 0

Sun Jul 23 2006, 8:05 PM EDT
Att: 31,664 - Clear - 79 F

livebaseballscores.com

| Batter | 1 | 2 | 3 | 4 | 5 | 6 | 7 | 8 | 9 | AB | R | H | RBI | BB | SO | LOB | BOTTOM | | | | | |
|---|---|----------------------------------|-------------------------------|----------------------------------|------------------------------|----------------------------------|-------------------------------|----------------------------------|------------------------------|----------------------------------|-------------------------------|----------------------------------|-------------------------------|----------------------------------|------------------------------|----------------------------------|------------------------------|----------------------------------|-----------------------------------|------------------------------------|----------------------------------|--------|
| 11 Jimmy Rollins, S (1,6) OBP: 0.327, SLG: 0.439 | | | | | | | | | | 4 | 0 | 2 | 0 | 0 | 0 | 0 | | | | | | |
| 26 Chase Utley, L (1,4) OBP: 0.382, SLG: 0.531 | | | | | | | | | | 4 | 0 | 1 | 0 | 0 | 1 | 2 | | | | | | |
| Bobby Abreu, L (1,9) OBP: 0.436, SLG: 0.448 | | | | | | | | | | 4 | 0 | 1 | 0 | 0 | 2 | 2 | | | | | | |
| Pat Burrell, R (1,7) OBP: 0.380, SLG: 0.510 | | | | | | | | | | 4 | 1 | 1 | 0 | 0 | 2 | 1 | | | | | | |
| 6 Ryan Howard, L (1,3) OBP: 0.353, SLG: 0.595 | | | | | | | | | | 4 | 0 | 3 | 0 | 0 | 1 | 0 | | | | | | |
| Aaron Rowand, R (1,8) OBP: 0.317, SLG: 0.425 | | | | | | | | | | 3 | 0 | 0 | 0 | 1 | 2 | 3 | | | | | | |
| David Bell, R (1,5) OBP: 0.353, SLG: 0.495 | | | | | | | | | | 4 | 0 | 2 | 0 | 0 | 0 | 2 | | | | | | |
| Mike Lieberthal, R (1,2) OBP: 0.259, SLG: 0.304 David Delucci, L (9,PH) OBP: 0.352, SLG: 0.581 | | | | | | | | | | 3 | 0 | 1 | 1 | 0 | 0 | 3 | | | | | | |
| 39 Brett Myers, R (1,1) OBP: 0.054, SLG: 0.028 45 Tom Gordon, R (9,1) ERA: 4.03 | | | | | | | | | | 3 | 0 | 0 | 0 | 0 | 0 | 3 | | | | | | |
| Inning Stats | R: 0 E: 0 K: 1 S: 8 | H: 0 LOB: 0 BB: 0 P: 13 | R: 1 E: 0 K: 1 S: 15 | H: 3 LOB: 2 BB: 0 P: 22 | R: 0 E: 0 K: 1 S: 9 | H: 1 LOB: 1 BB: 0 P: 15 | R: 0 E: 0 K: 0 S: 10 | H: 2 LOB: 0 BB: 0 P: 13 | R: 0 E: 0 K: 1 S: 9 | H: 1 LOB: 1 BB: 0 P: 14 | R: 0 E: 0 K: 1 S: 10 | H: 1 LOB: 1 BB: 1 P: 21 | R: 0 E: 0 K: 0 S: 10 | H: 2 LOB: 0 BB: 0 P: 12 | R: 0 E: 0 K: 2 S: 9 | H: 1 LOB: 0 BB: 0 P: 15 | R: 0 E: 0 K: 1 S: 9 | H: 0 LOB: 0 BB: 0 P: 15 | 1B: 10 2B: 1 3B: 0 HR: 0 | SF: 0 SAC: 0 DP: 3 HBP: 0 | WP: 0 PB: 0 SB: 1 CS: 0 | PA: 35 |
| PITCHER | IP WLS BF H R ER SO BB IBB HBP BLK WP HR S P ERA WHIP | | | | | | | | | | | | | | | | | | | | | |
| Horacio Ramirez, L (1,1) ERA: 4.04 | 7.0 1 1 1 5 0 0 0 0 0 0 0 71 110 1.29 1.571 | | | | | | | | | | | | | | | | | | | | | |
| 49 Macey McBride, L (8,1) ERA: 4.6 | 1.0 W 3 1 0 0 2 0 0 0 0 0 0 9 15 0.00 1.000 | | | | | | | | | | | | | | | | | | | | | |
| 28 Bob Wickman, R (9,1) ERA: 4.03 | 1.0 3 0 0 0 1 0 0 0 0 0 0 9 15 0.00 0.000 | | | | | | | | | | | | | | | | | | | | | |

Atlanta Braves @ Philadelphia Phillies
Citizens Bank Park, Philadelphia, PA

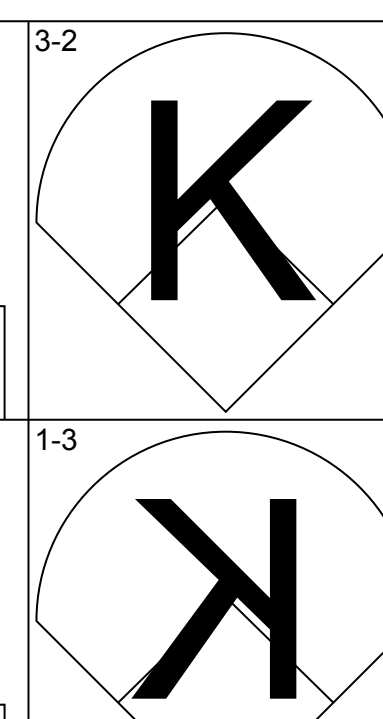
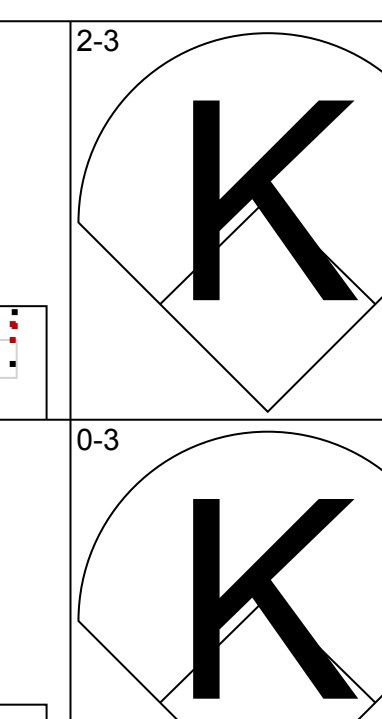
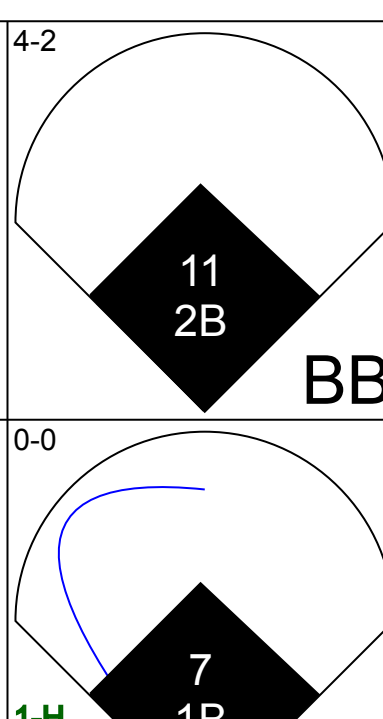
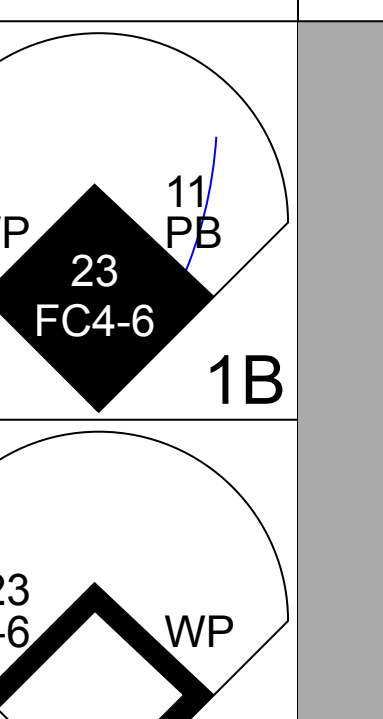
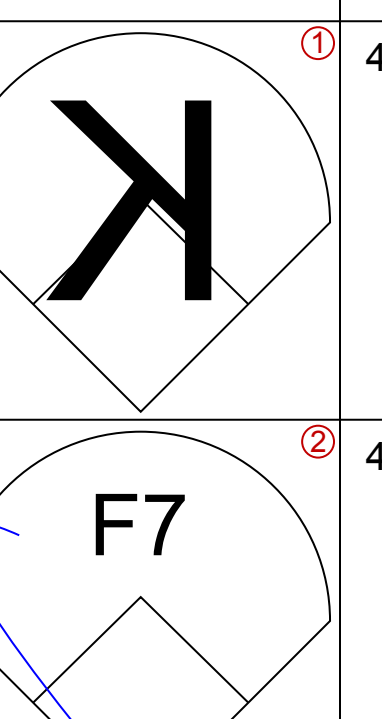

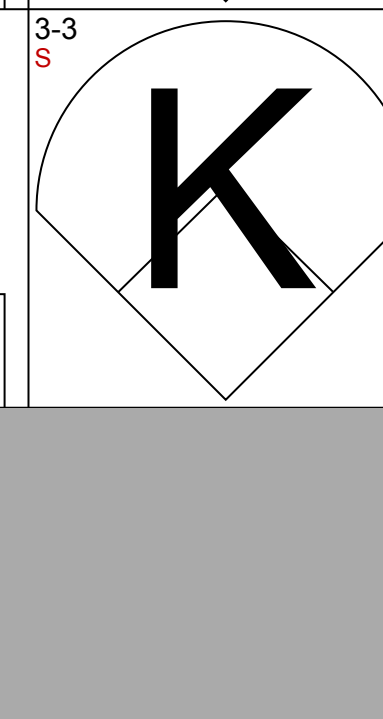

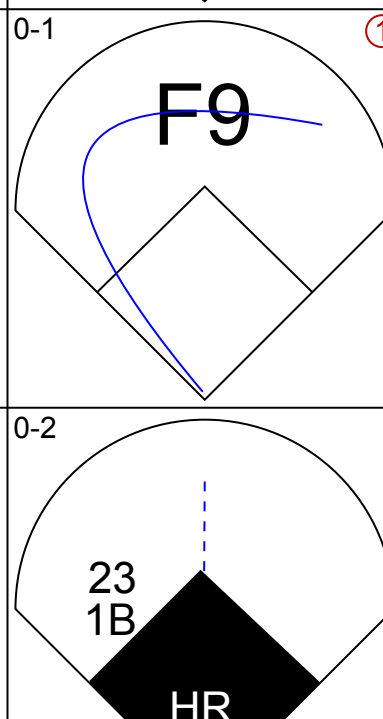
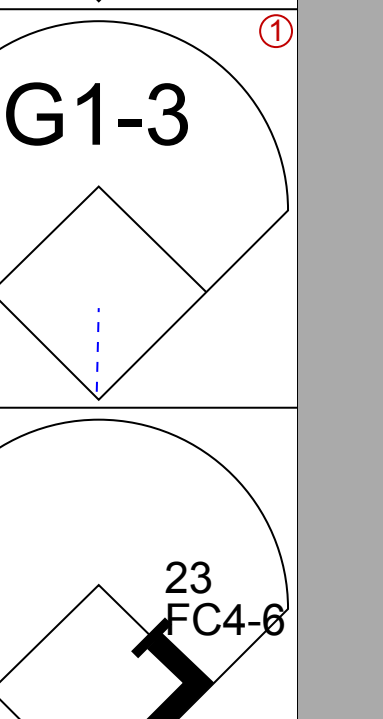
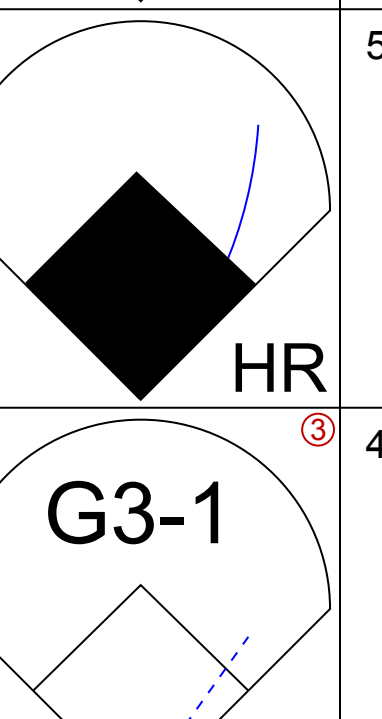

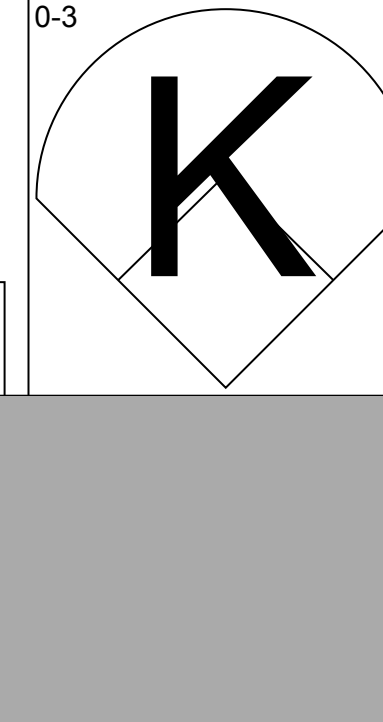
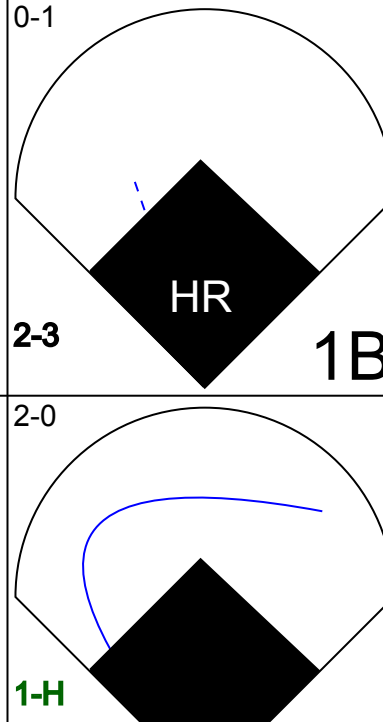
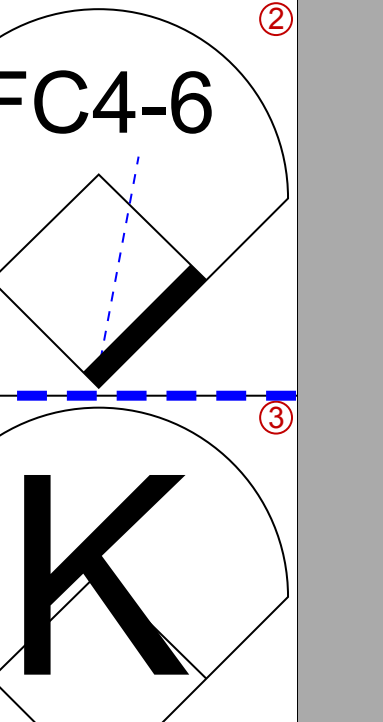

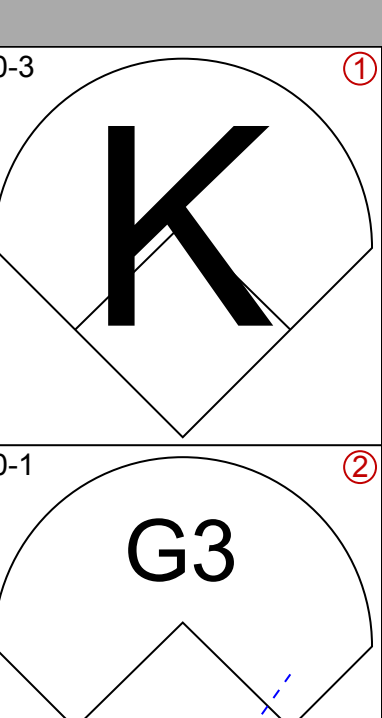
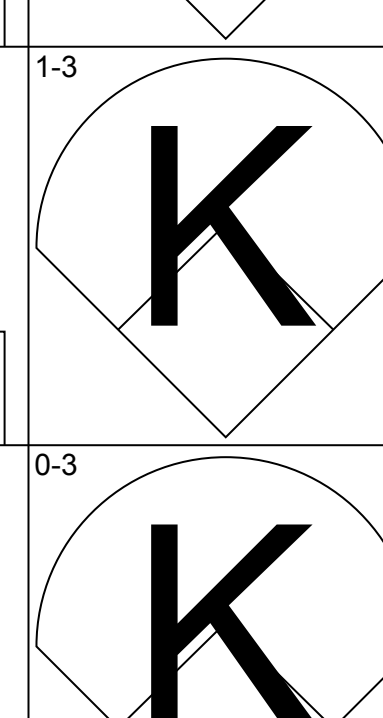
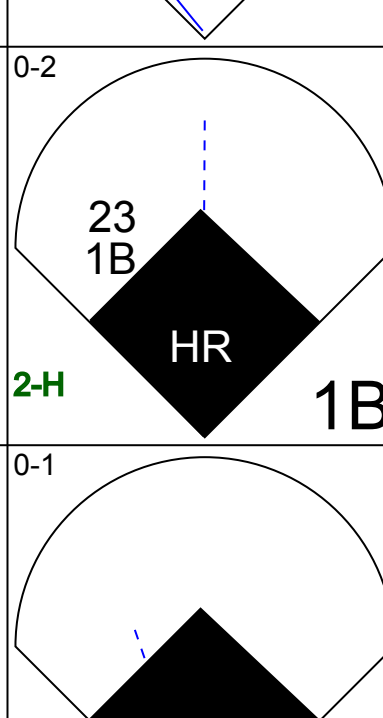
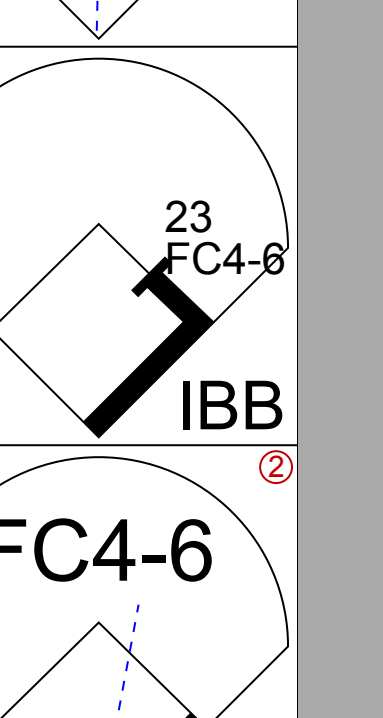
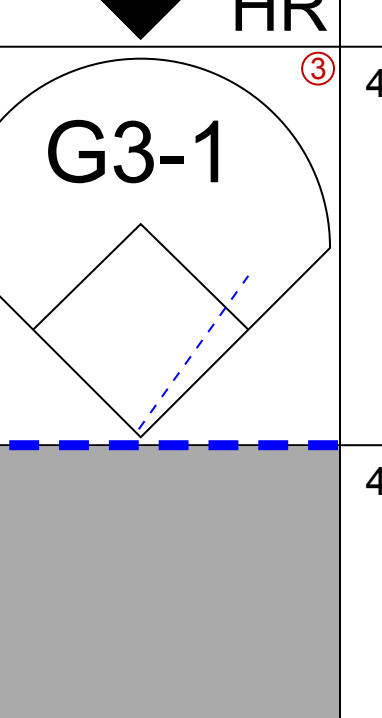
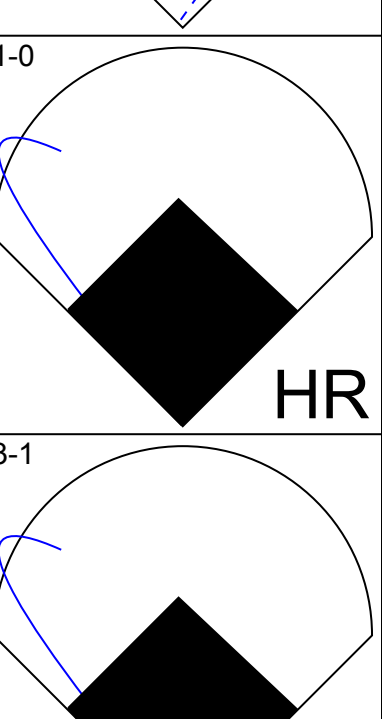

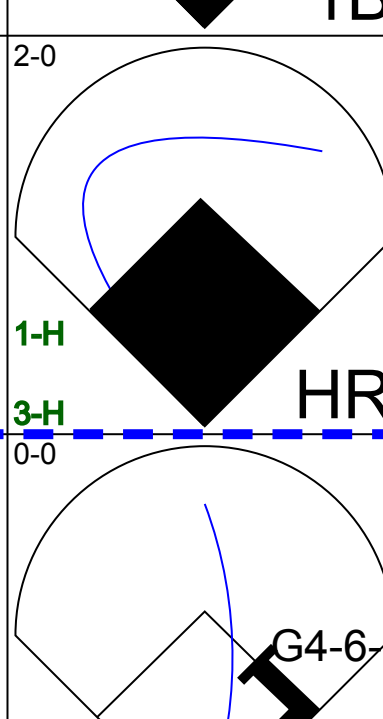
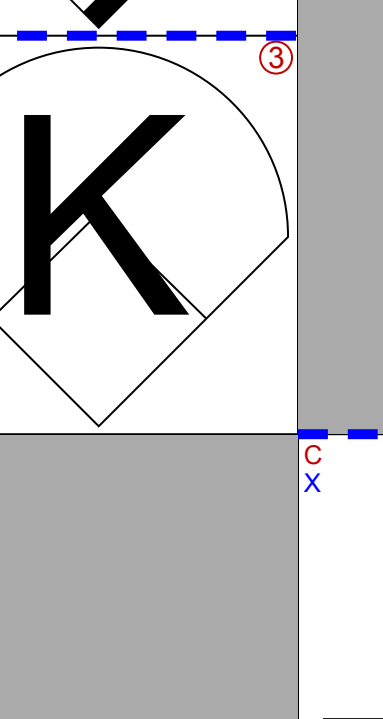
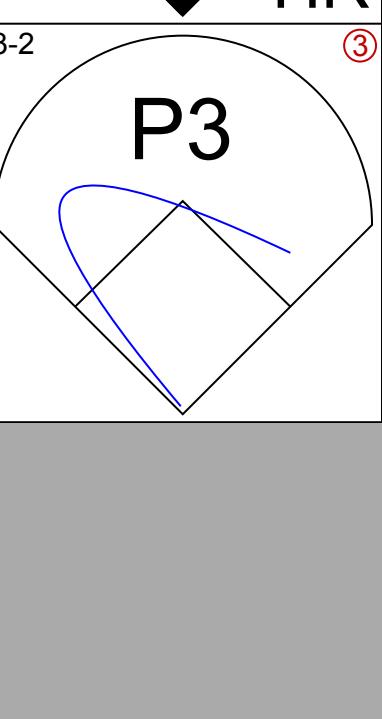
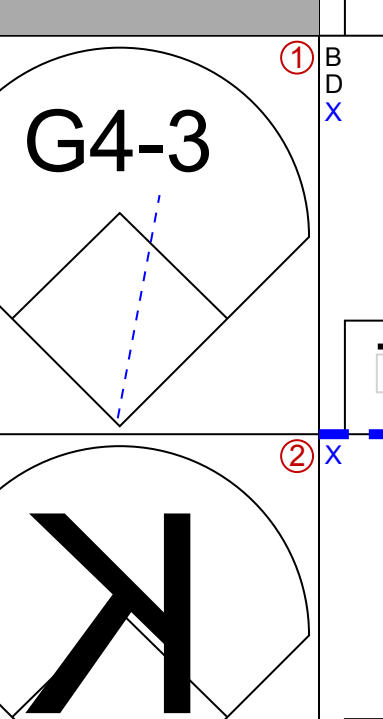
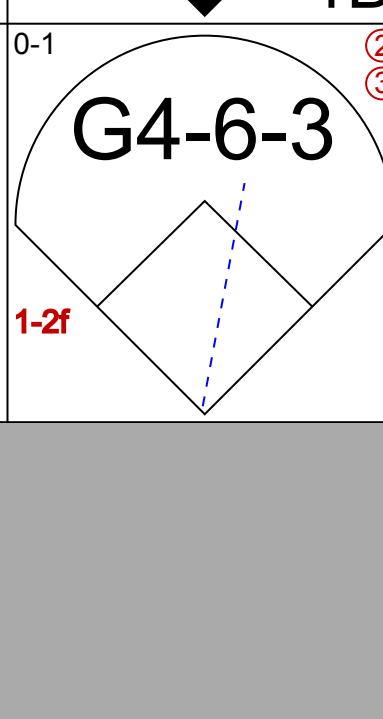
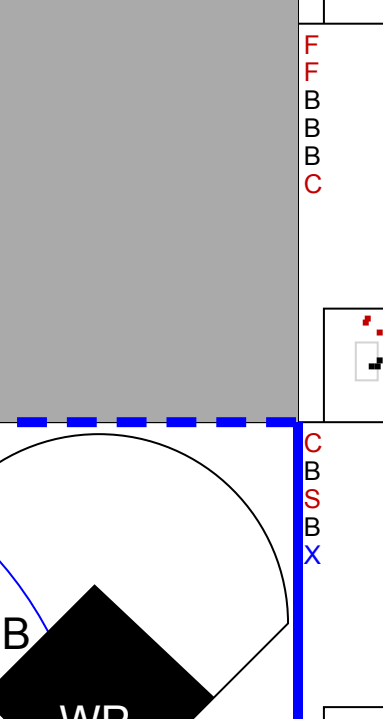
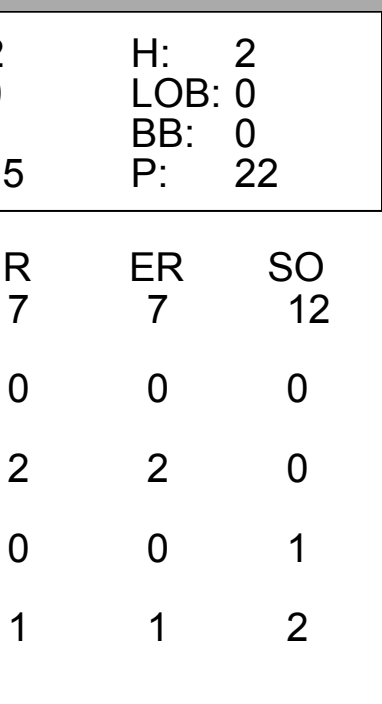
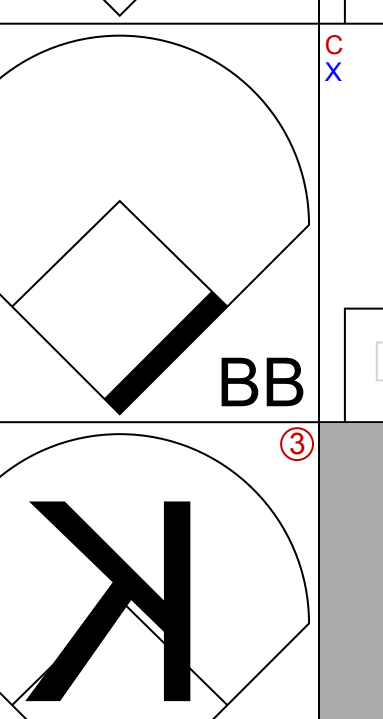
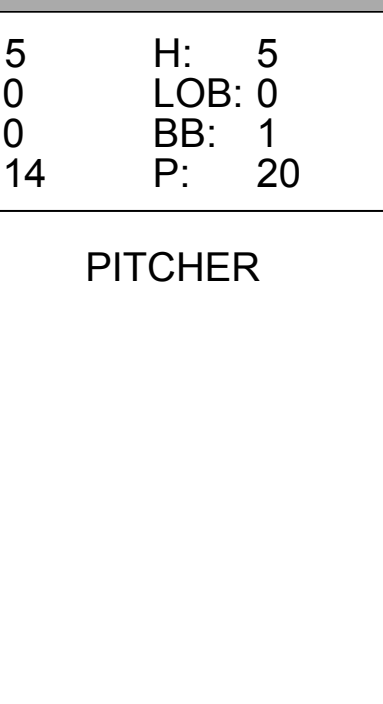
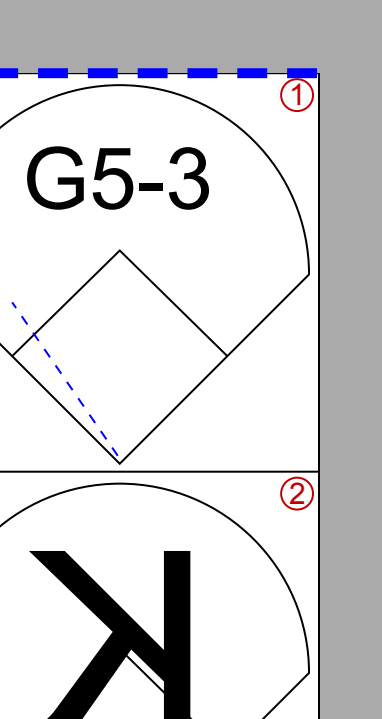

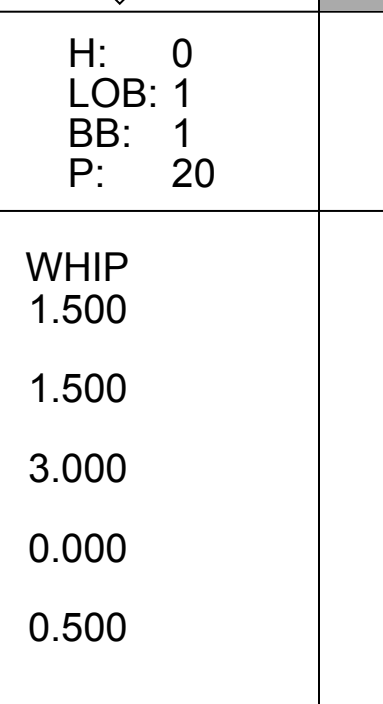
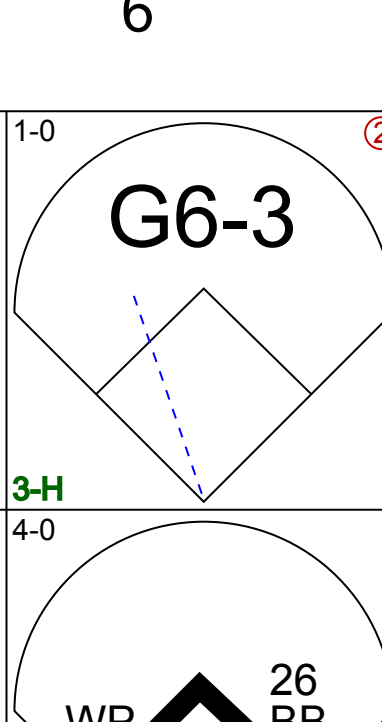
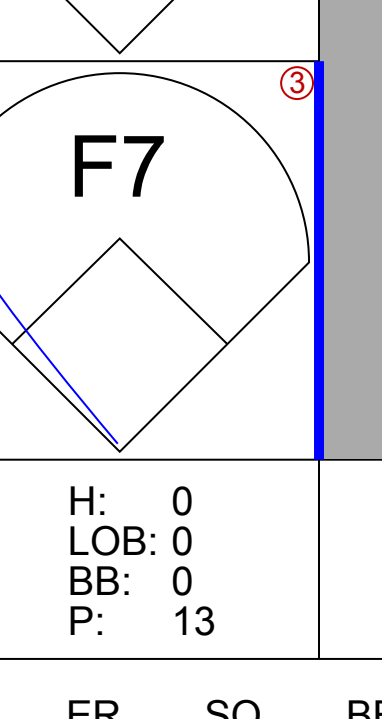
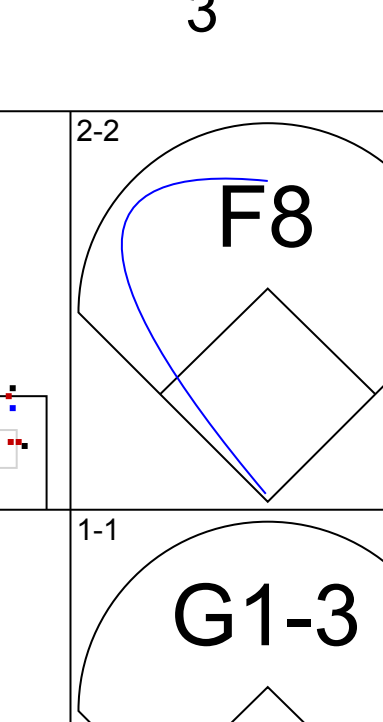
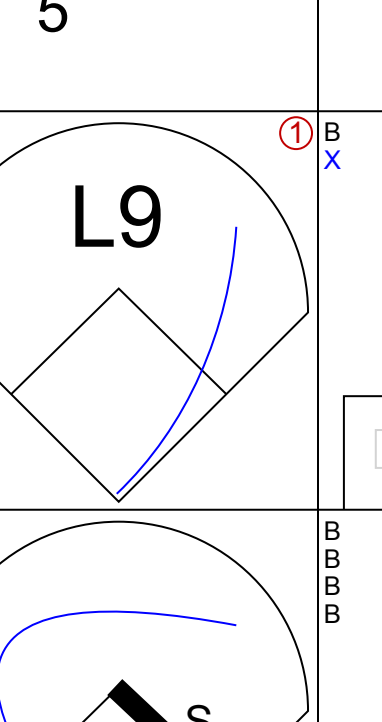
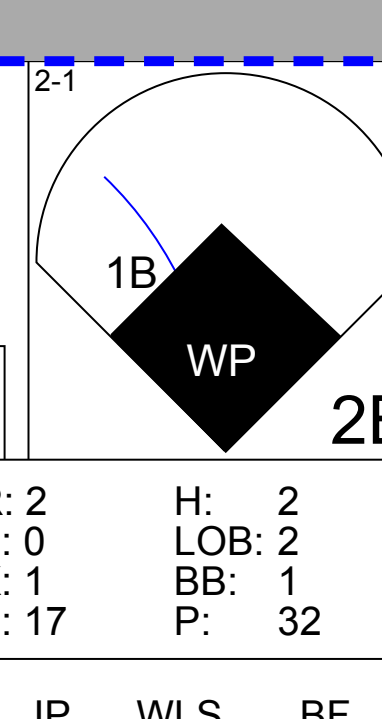

AB 34
R 1
H 11
RBI 1
BB 1
SO 8
LOB 16

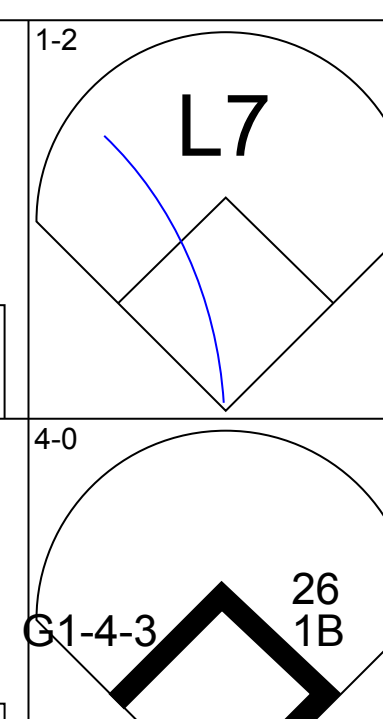
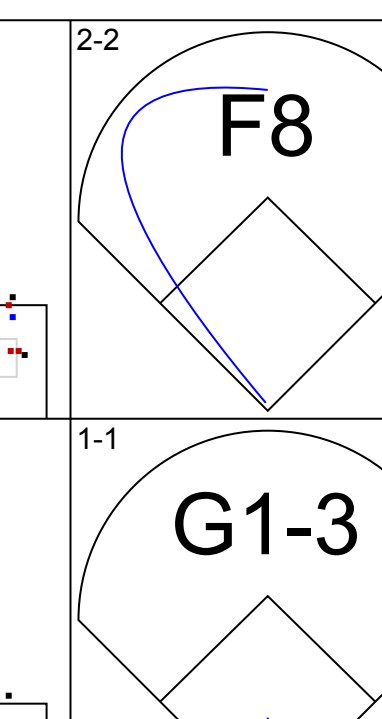
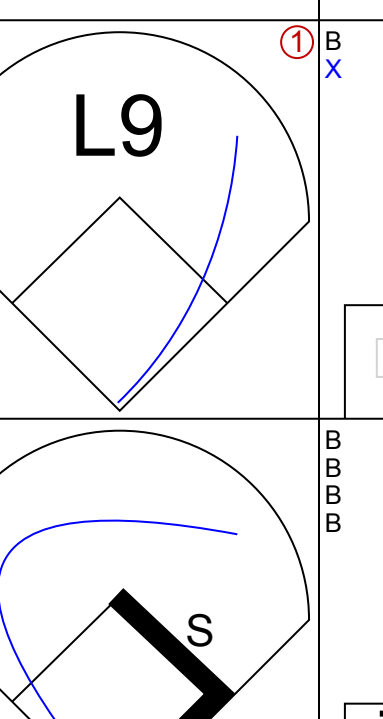
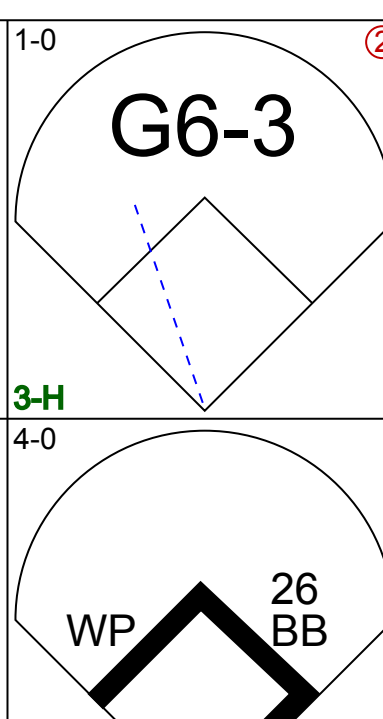
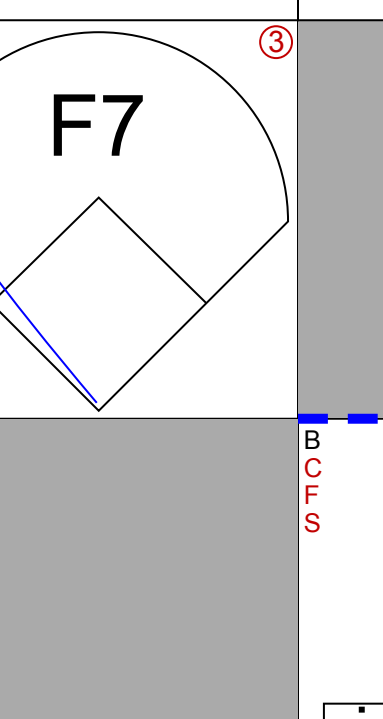
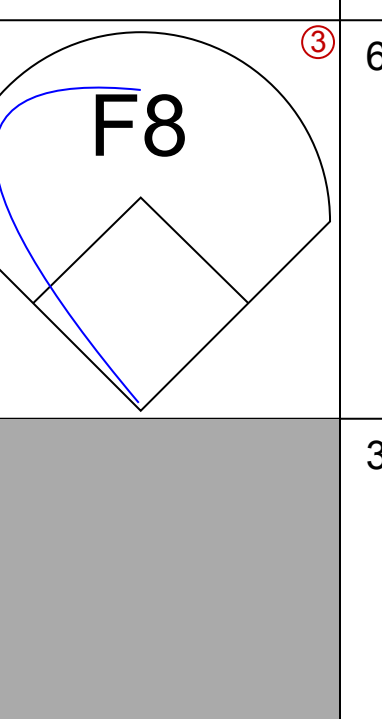
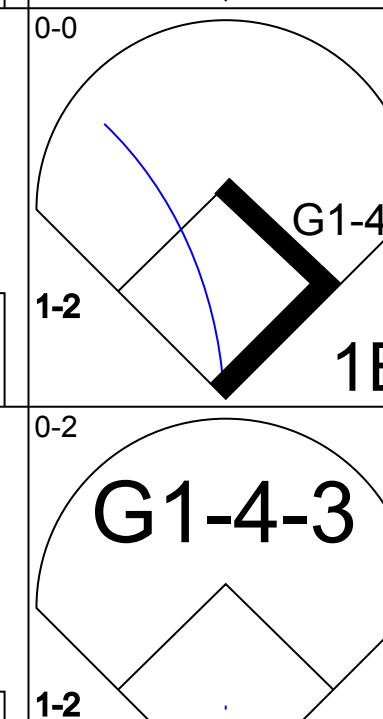
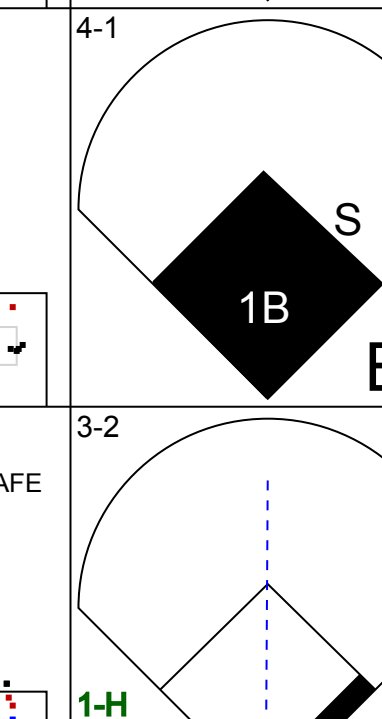
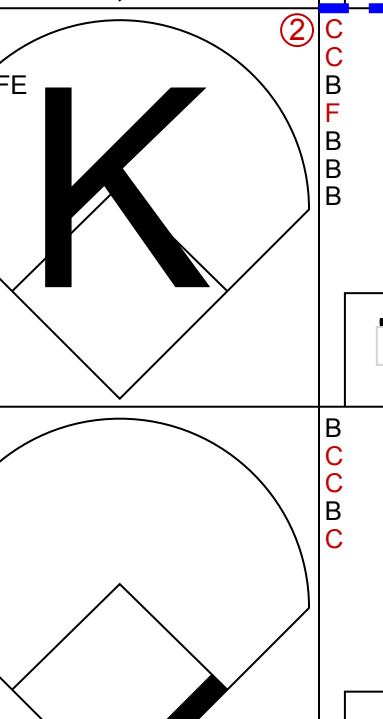
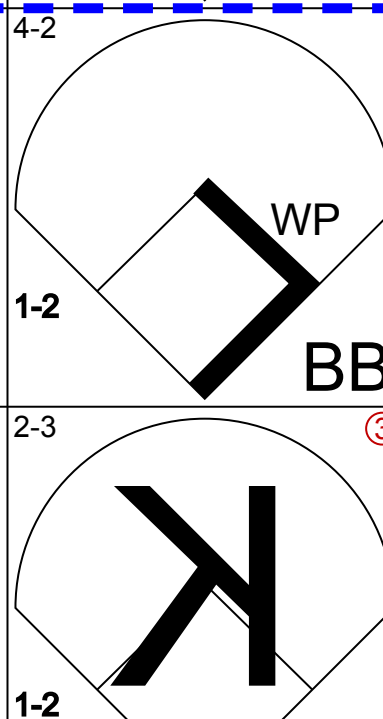
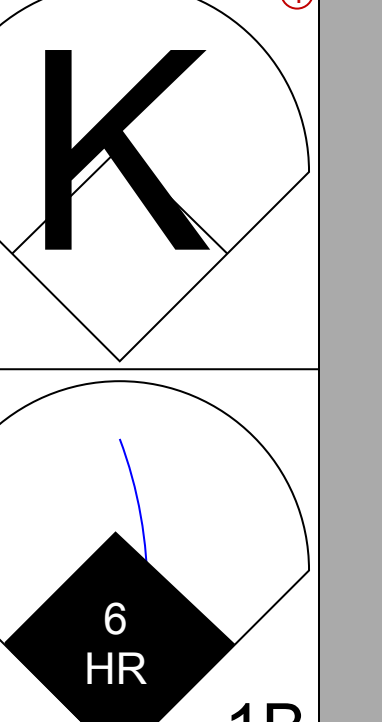
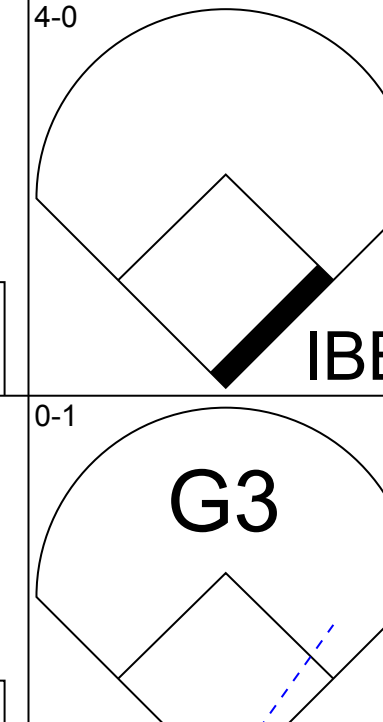
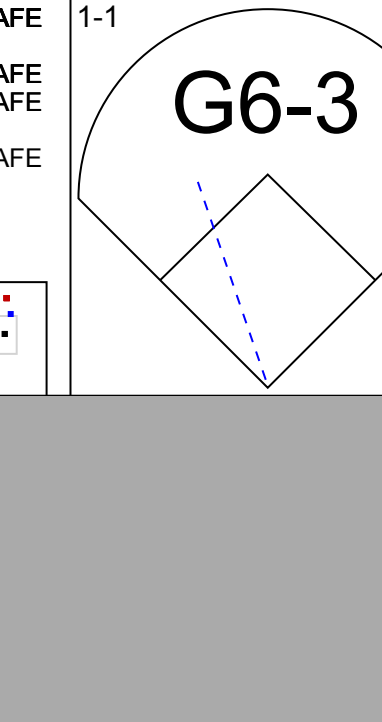
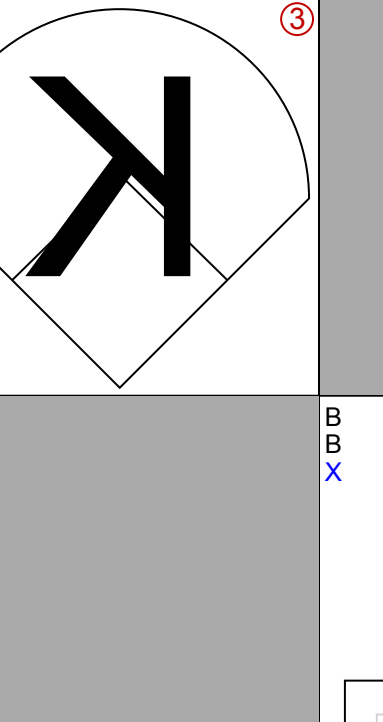
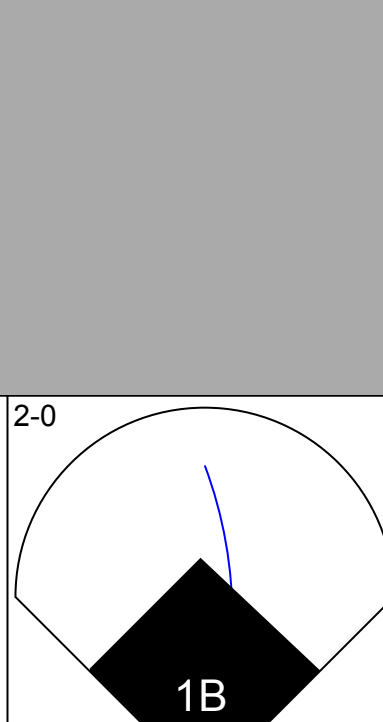
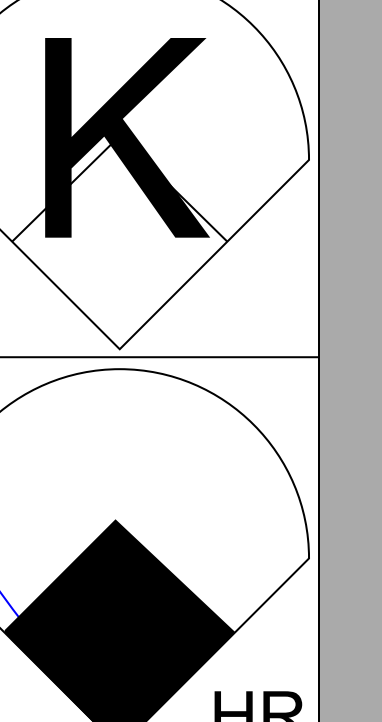


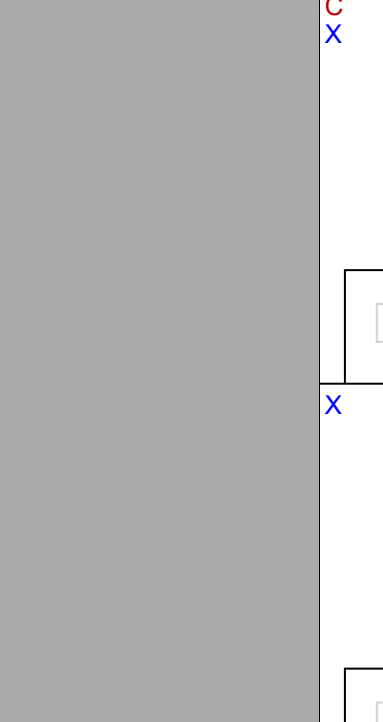
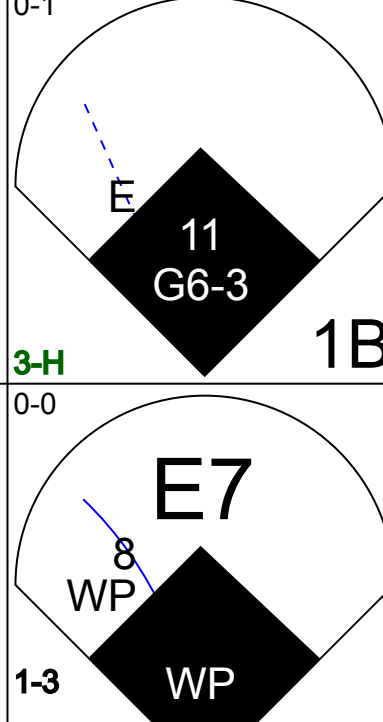
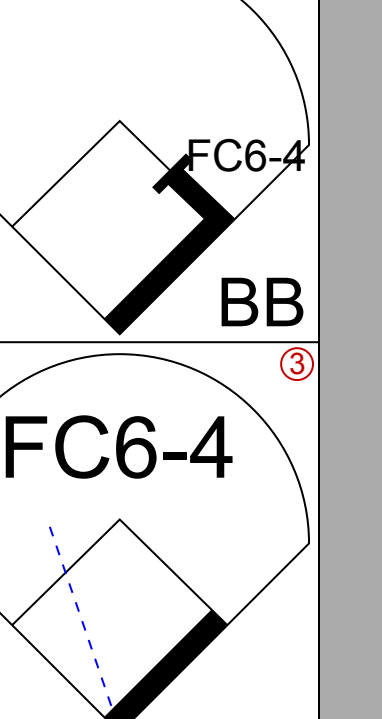
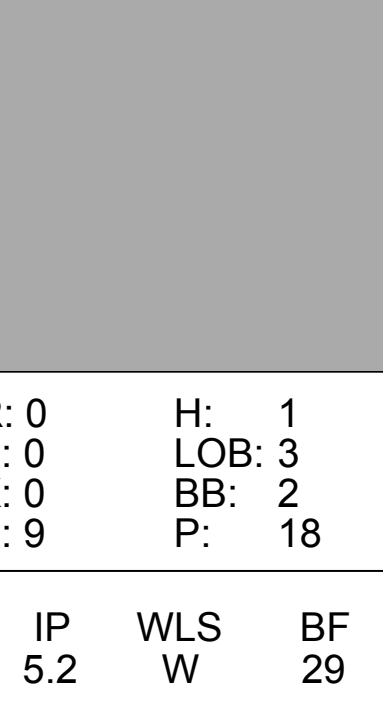
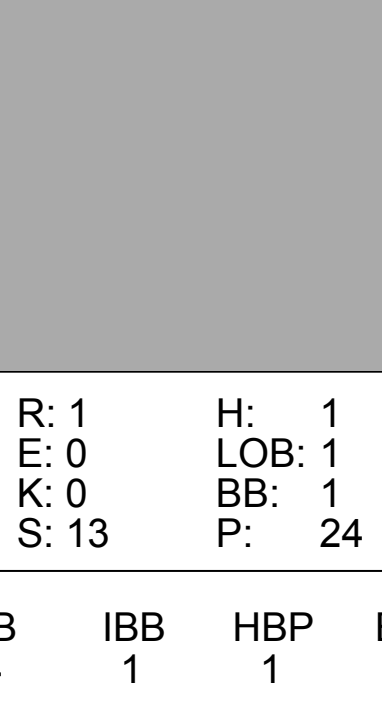
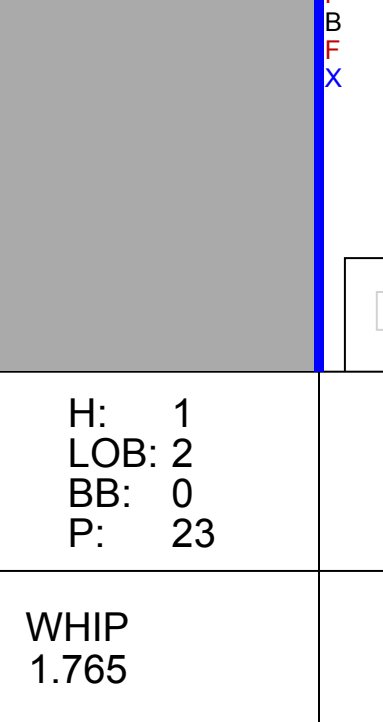
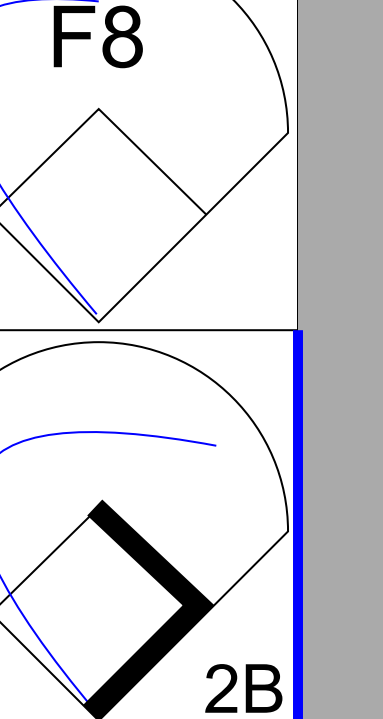
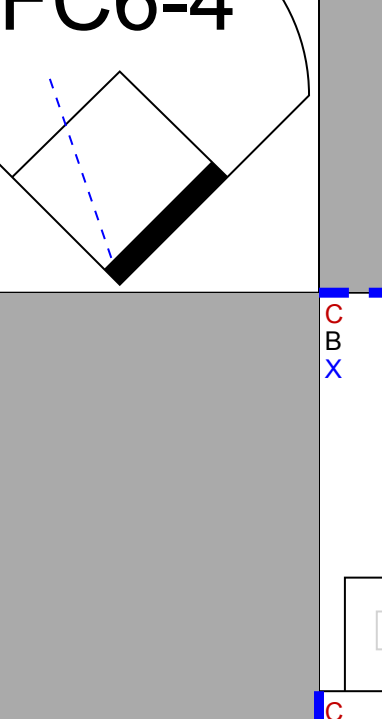
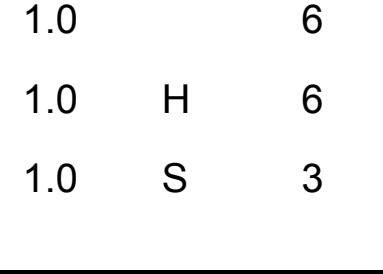
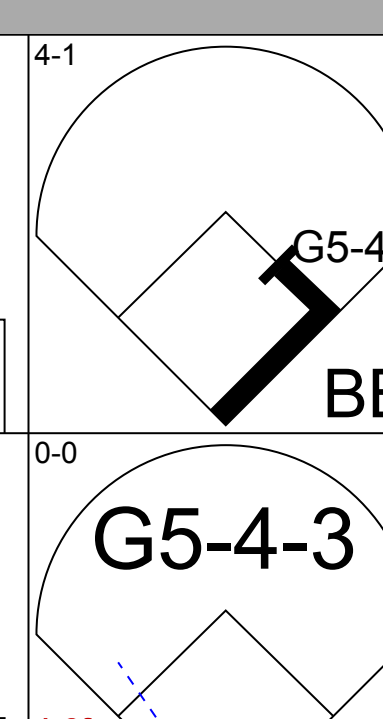


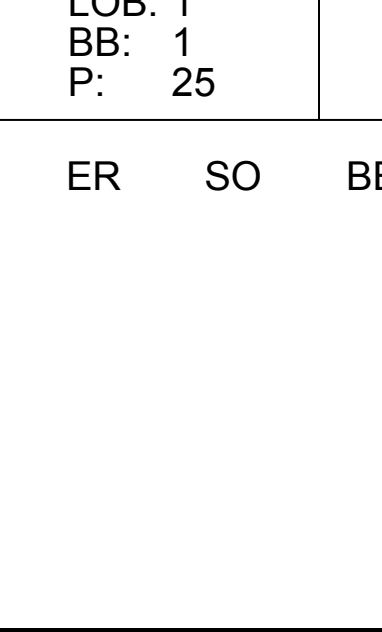
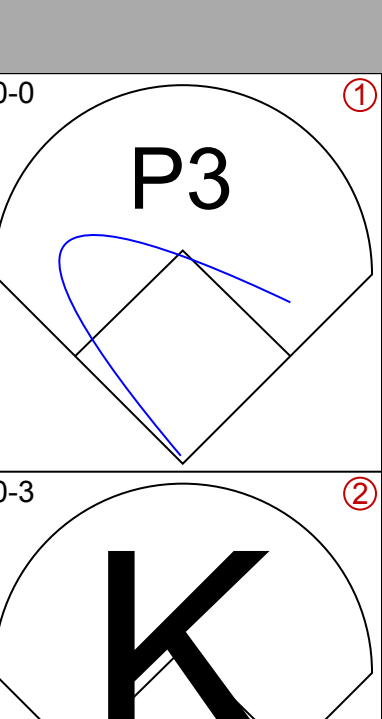
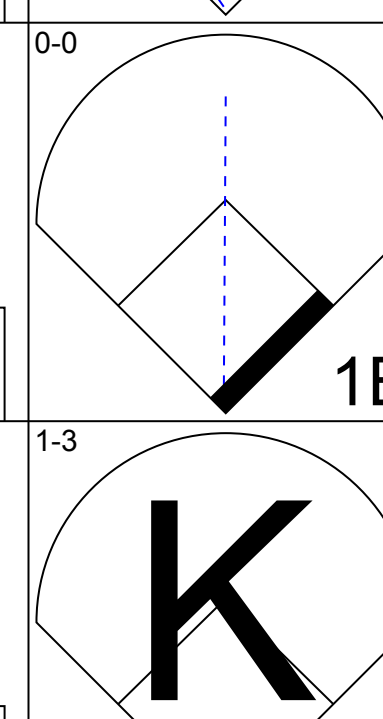
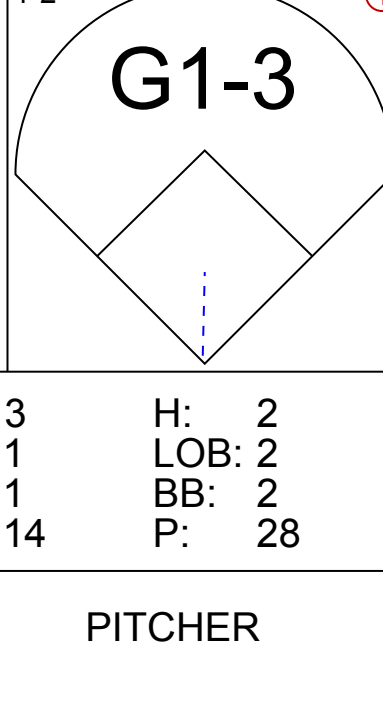
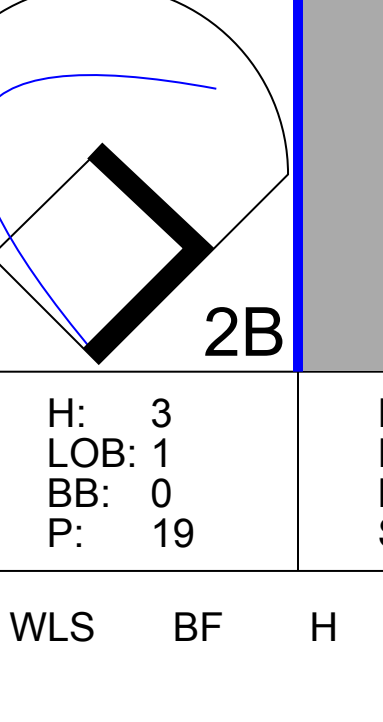
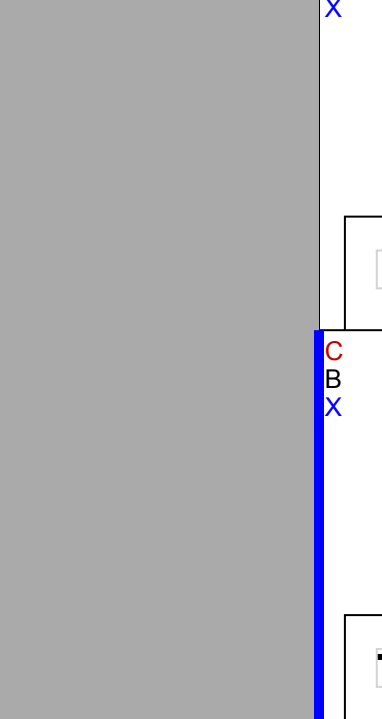
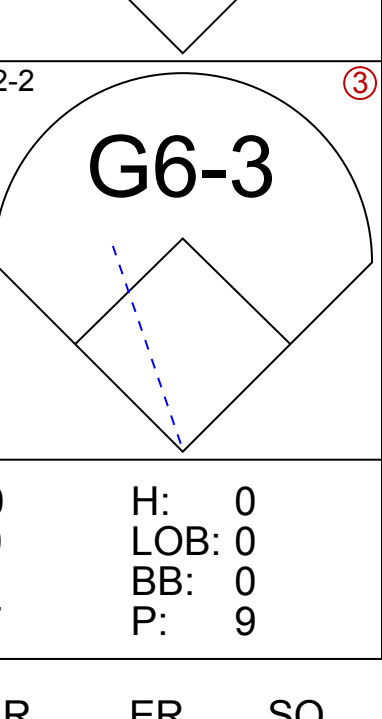
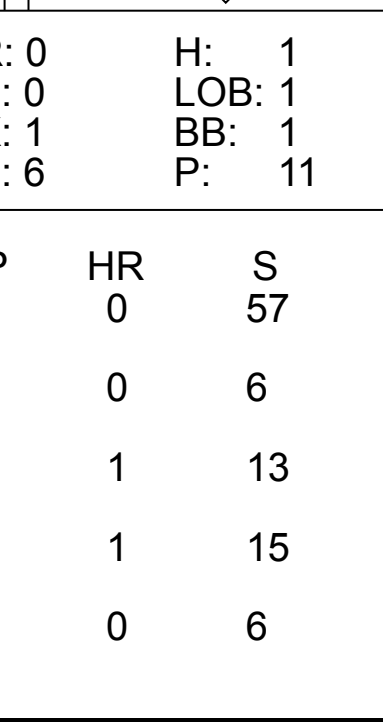


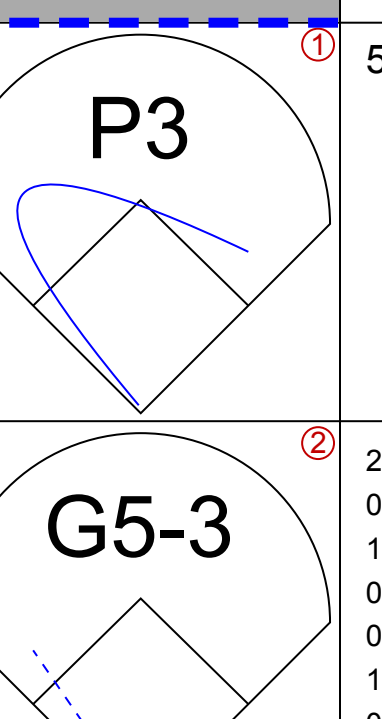

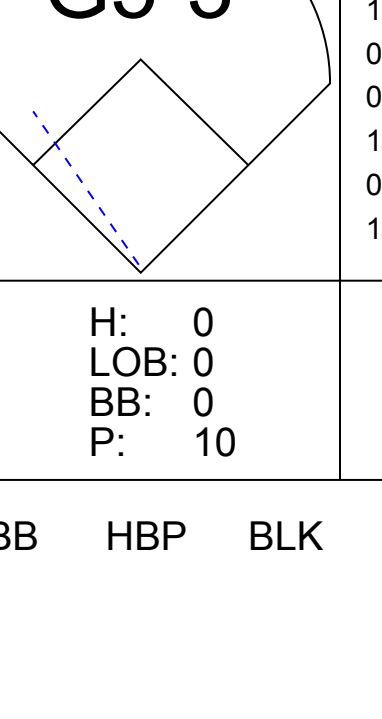


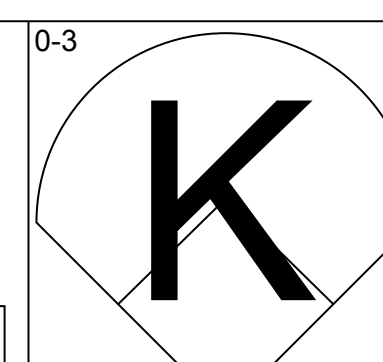
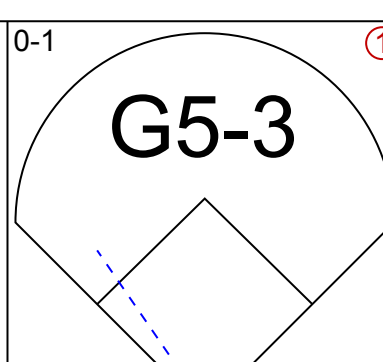
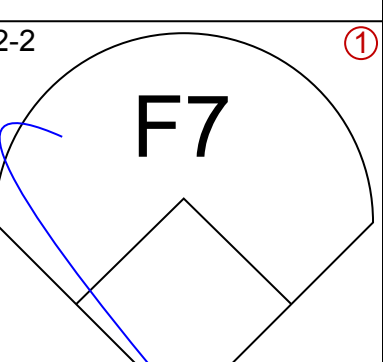
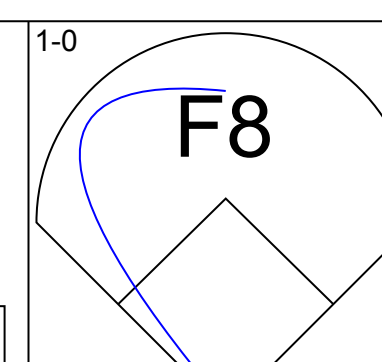
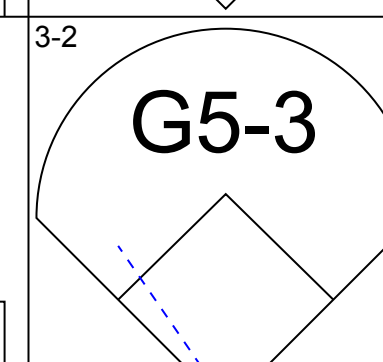
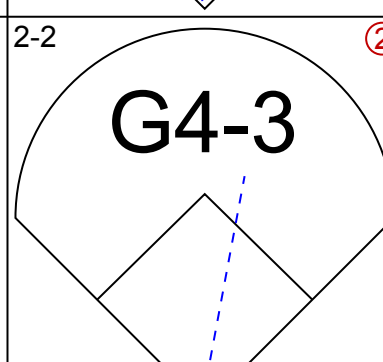
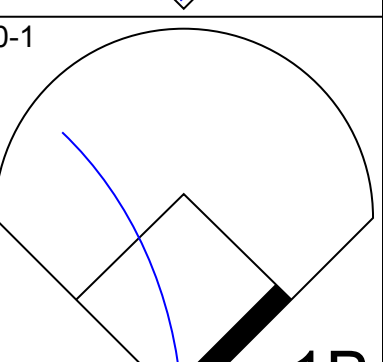
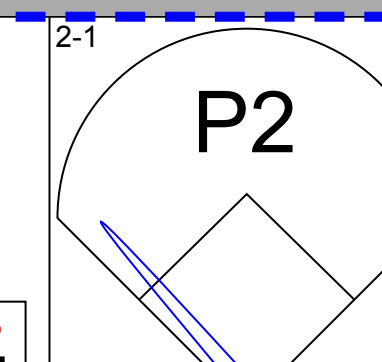
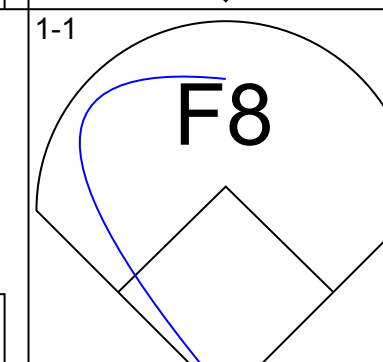
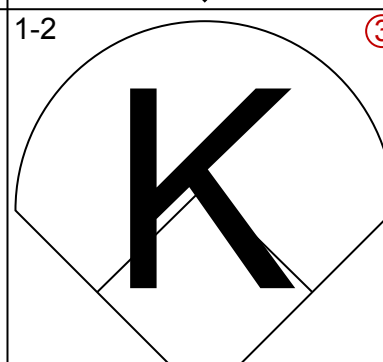
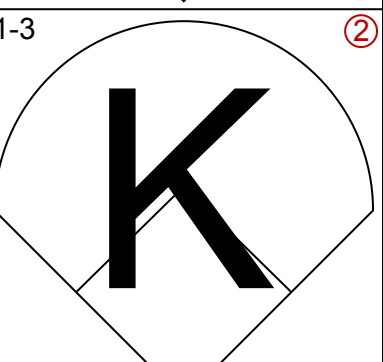
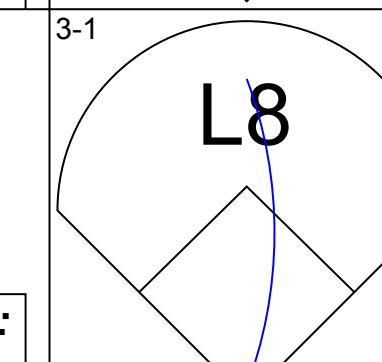
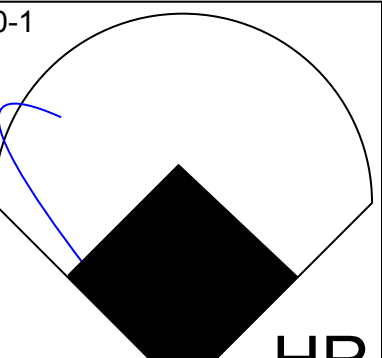
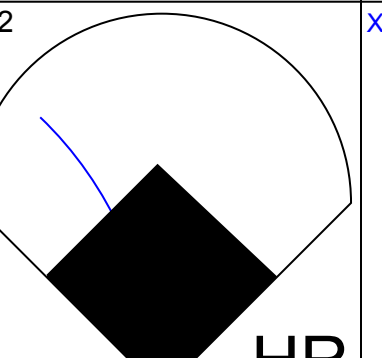
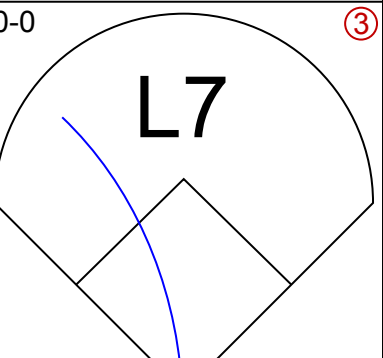
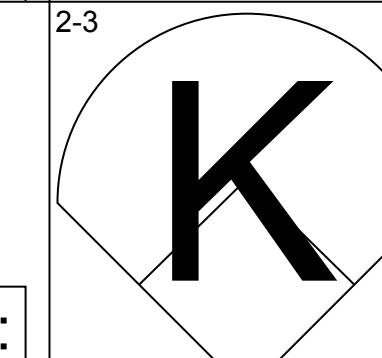

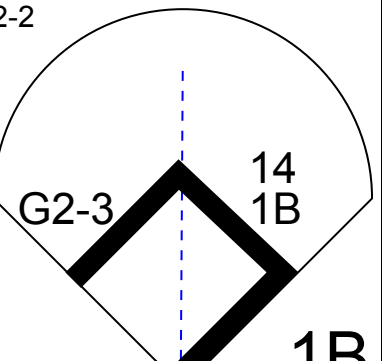
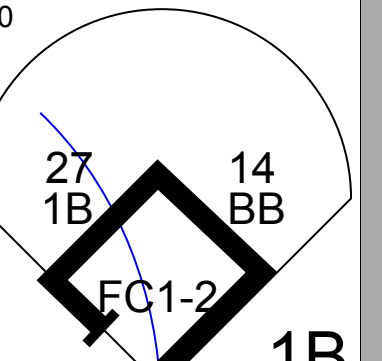
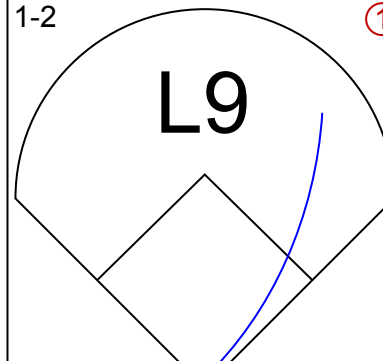
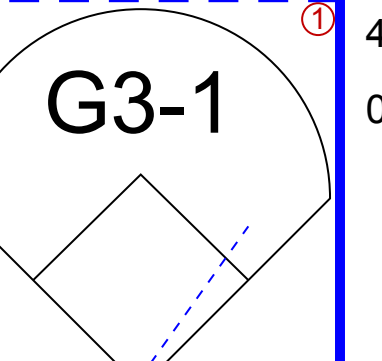

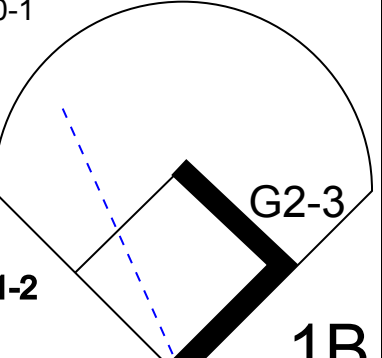
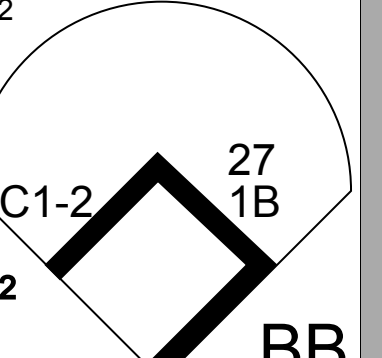
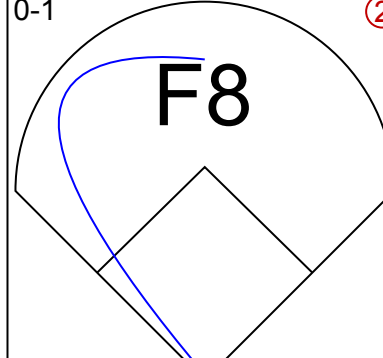
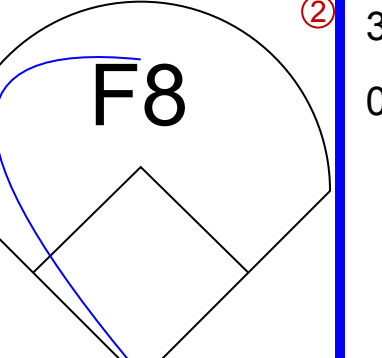

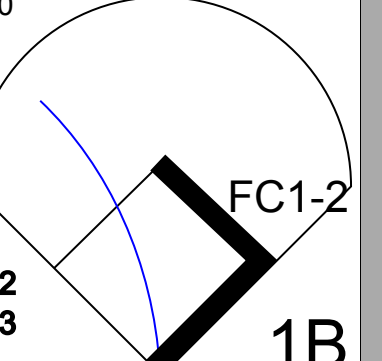
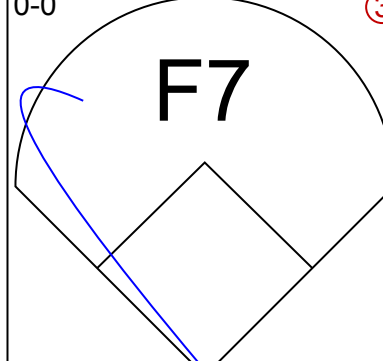
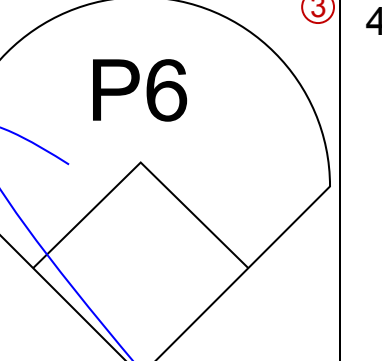

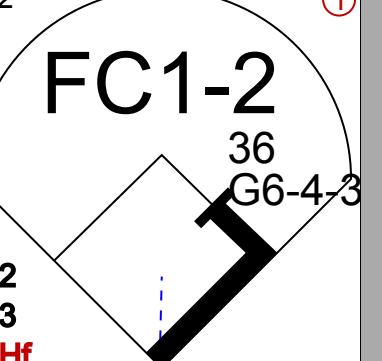
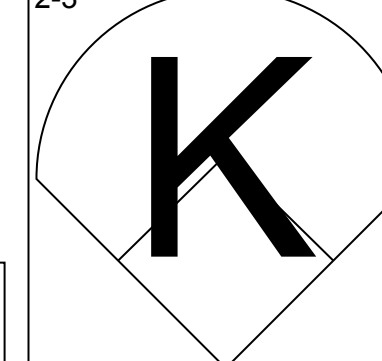

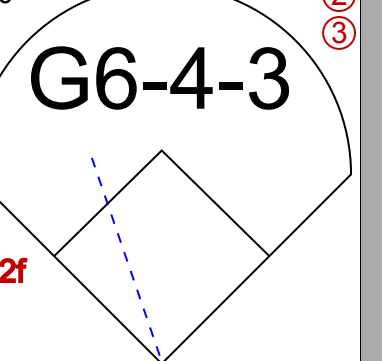
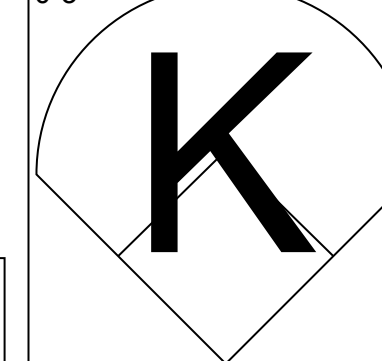
WP: 0 PA: 35
PB: 0
SB: 1
CS: 0

Sun Jul 23 2006, 8:05 PM EDT
Att: 31,664 - Clear - 79 F

livebaseballscores.com

| Batter | 1 | 2 | 3 | 4 | 5 | 6 | 7 | 8 | 9 | AB | R | H | RBI | BB | SO | LOB | TOP | | | |
|--|---|---|---|---|--|---|---|---|---|----------------------------------|-------------------------------|----------------------------------|------------------------------|----------------------------------|------------------------------|----------------------------------|---|----------------------------------|------------------------------------|-------------------------|
| Marcus Giles, R OBP: 0.343, SLG: 0.368 (1, 4) |  | |  | | |  |  | |  | 4 | 2 | 1 | 0 | 1 | 3 | 0 | Atlanta Braves @ Philadelphia Phillies Citizens Bank Park, Philadelphia, PA Mon Jul 24 2006, 7:05 PM EDT Att: 28,864 - Partly Cloudy - 82 F AB 36 R 10 H 10 RBI 9 BB 3 SO 15 LOB 9  | | | |
| 11 Edgar Renteria, R OBP: 0.399, SLG: 0.479 (1, 6) |  | |  | | |  |  | |  | 4 | 1 | 1 | 1 | 0 | 2 | 0 | | | | |
| Wilson Betemit, S OBP: 0.348, SLG: 0.513 (1, 5) |  | | |  | |  |  | |  | 5 | 1 | 1 | 1 | 0 | 2 | 3 | | | | |
| 7 Jeff Francoeur, R OBP: 0.289, SLG: 0.456 (1, 9) | |  | |  | |  |  | |  | 4 | 1 | 1 | 1 | 1 | 2 | 0 | | | | |
| 23 Matt Diaz, R OBP: 0.350, SLG: 0.449 (1, 7) | |  | |  | |  |  | | | 4 | 1 | 1 | 1 | 0 | 1 | 2 | | | | |
| Adam LaRoche, L OBP: 0.338, SLG: 0.538 (1, 3) | |  | | |  |  |  | | | 4 | 2 | 2 | 4 | 0 | 1 | 2 | | | | |
| Todd Pratt, R OBP: 0.268, SLG: 0.327 (1, 2) | |  | |  | |  | |  | | 4 | 1 | 2 | 1 | 0 | 1 | 0 | | | | |
| Ryan Langerhans, L OBP: 0.326, SLG: 0.374 (1, 8) | |  | | |  |  | |  | | 3 | 0 | 0 | 0 | 1 | 1 | 1 | | | | |
| 15 Tim Hudson, R OBP: 0.143, SLG: 0.100 (5, 1) 49 Mickey Medeiros, L OBP: 0.205, SLG: 0.305 (7, PH) 4 Pete Orr, L OBP: 0.205, SLG: 0.305 (7, PH) Ken Ray, R OBP: 0.205, SLG: 0.305 (7, PH) Scott Thorman, L OBP: 0.205, SLG: 0.305 (8, PH) Tyler Yates, R OBP: 0.205, SLG: 0.305 (8, PH) 28 Bob Wickman, R OBP: 0.205, SLG: 0.305 (9, 1) | | |  | |  | |  |  | | 2 | 0 | 0 | 0 | 0 | 2 | 1 | | | | |
| Inning Stats | R: 0 E: 0 K: 3 S: 14 | H: 0 LOB: 0 BB: 0 P: 21 | R: 2 E: 0 K: 1 S: 15 | H: 2 LOB: 0 BB: 0 P: 22 | R: 0 E: 0 K: 3 S: 9 | H: 0 LOB: 0 BB: 0 P: 13 | R: 0 E: 0 K: 3 S: 9 | H: 0 LOB: 1 BB: 1 P: 20 | R: 5 E: 0 K: 0 S: 14 | H: 5 LOB: 0 BB: 1 P: 20 | R: 2 E: 0 K: 1 S: 17 | H: 2 LOB: 2 BB: 1 P: 32 | R: 0 E: 0 K: 1 S: 8 | H: 0 LOB: 0 BB: 0 P: 13 | R: 1 E: 0 K: 1 S: 9 | H: 1 LOB: 0 BB: 0 P: 13 | | 1B: 4 2B: 2 3B: 0 HR: 4 | SF: 0 SAC: 0 DP: 1 HBP: 1 | WP: 1 PB: 1 CS: 0 |
| PITCHER | IP WLS BF H R ER SO BB IBB HBP BLK WP HR S P ERA WHIP | PITCHER | | | | | | | | | | | | | | | | | | |
| 35 Cole Hamels, L ERA: 5.98 (1, 1) | 5.1 L 24 6 7 7 12 2 0 0 0 0 0 3 69 106 11.81 1.500 | | | | | | | | | | | | | | | | | | | |
| Rick White, R ERA: 5.7 (6, 1) | 0.2 2 1 0 0 0 0 0 0 0 0 0 0 3 3 0.00 1.500 | | | | | | | | | | | | | | | | | | | |
| Ryan Franklin, R ERA: 4.56 (7, 1) | 0.2 6 2 2 2 0 0 0 1 1 0 1 0 14 27 27.00 3.000 | | | | | | | | | | | | | | | | | | | |
| Aaron Fultz, L ERA: 4.47 (7, 1) | 0.1 1 0 0 0 1 0 0 0 0 0 0 0 3 5 0.00 0.000 | | | | | | | | | | | | | | | | | | | |
| Geoff Geary, R ERA: 3.29 (8, 1) | 2.0 7 1 1 1 2 0 0 0 0 0 0 1 17 26 4.50 0.500 | | | | | | | | | | | | | | | | | | | |

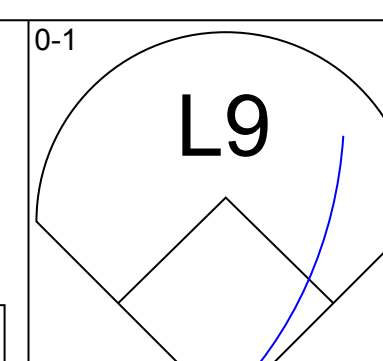
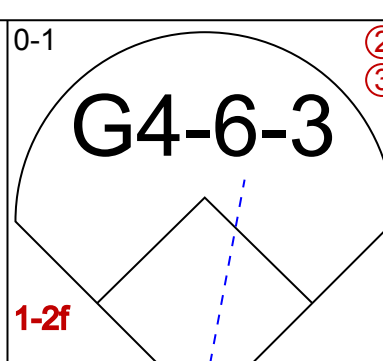
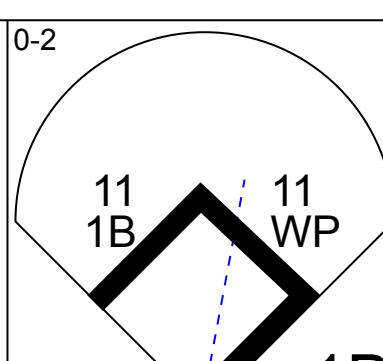
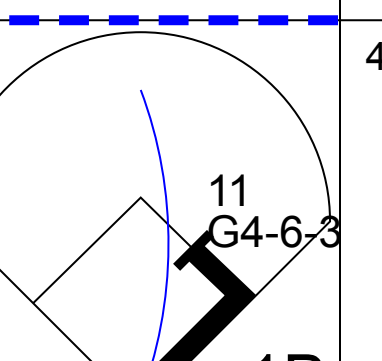
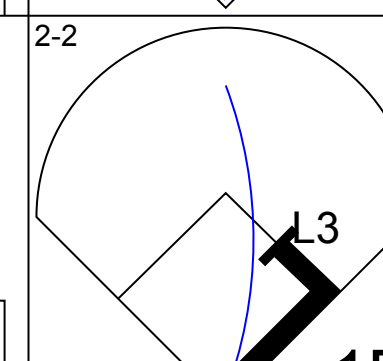

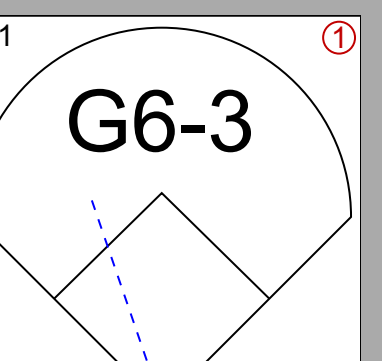
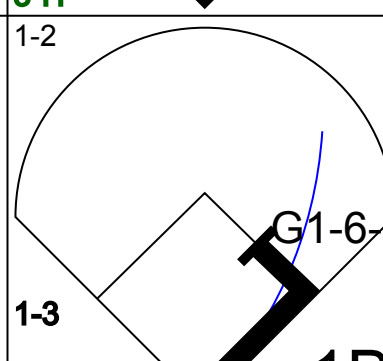

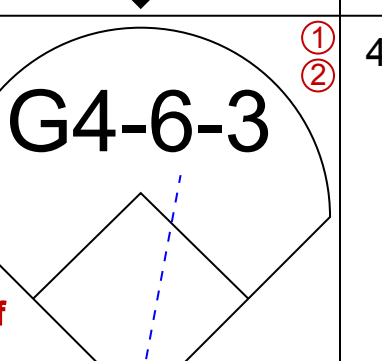
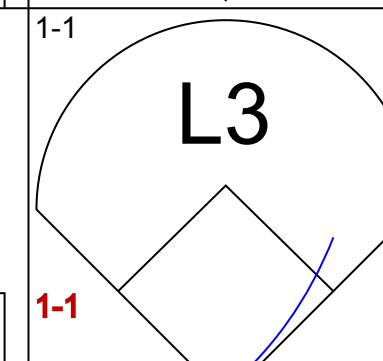
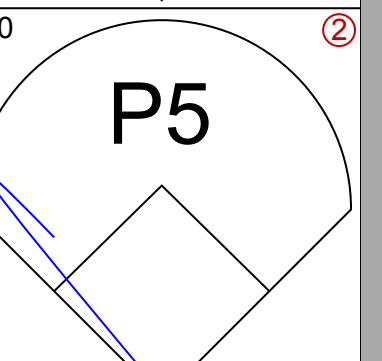
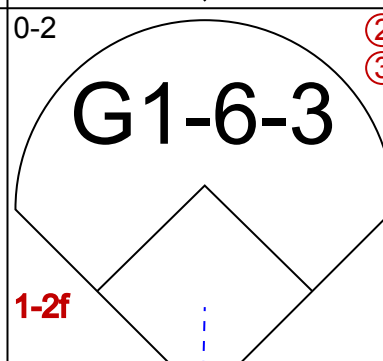

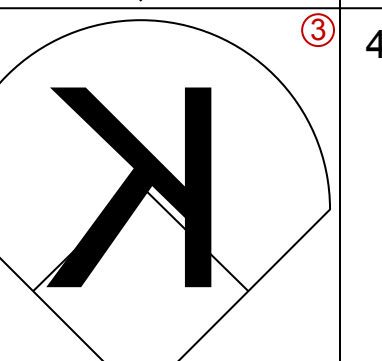
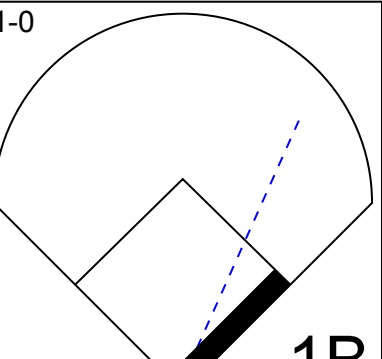
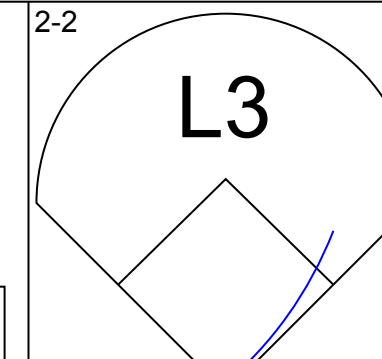
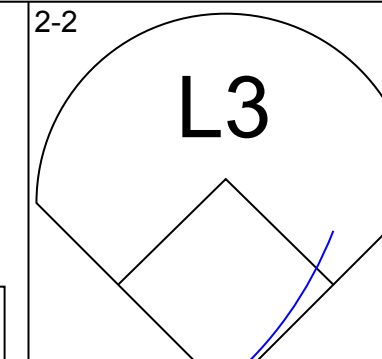
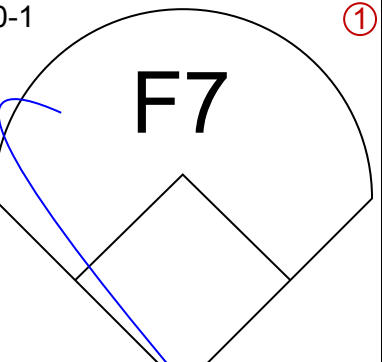
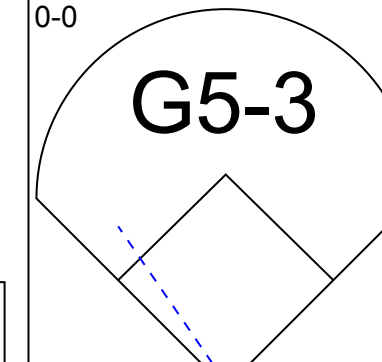
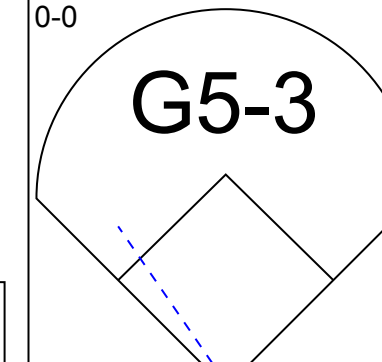
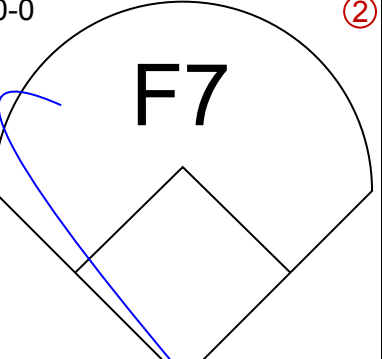
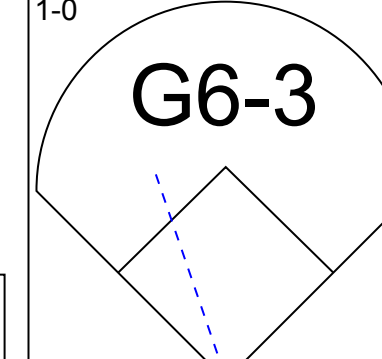
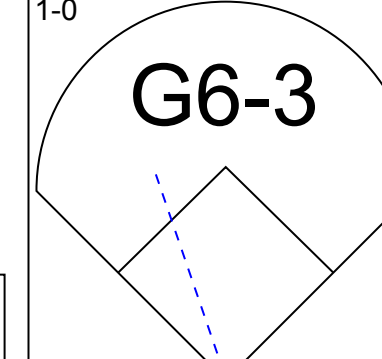
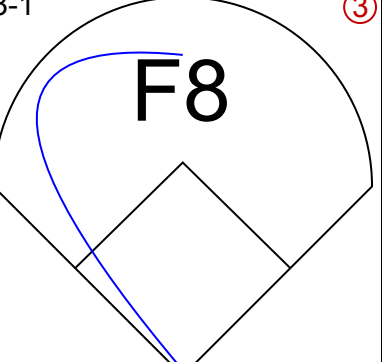
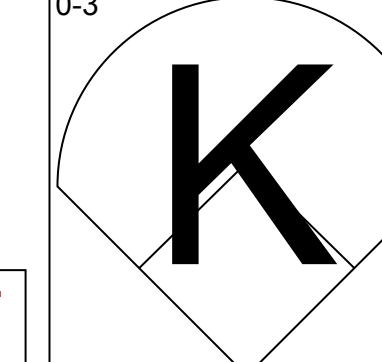
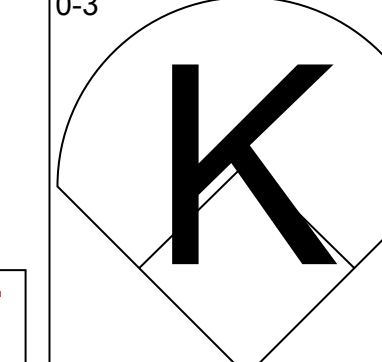
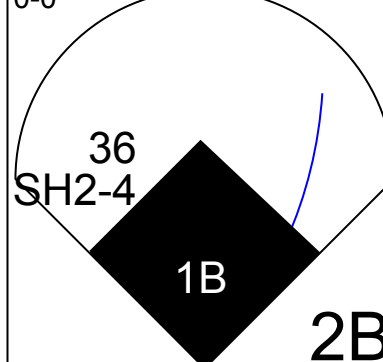
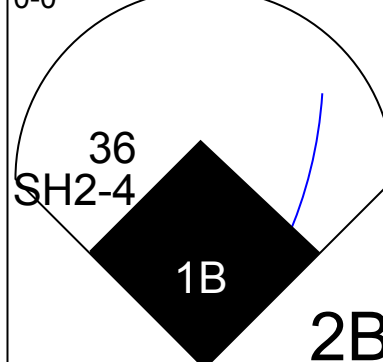
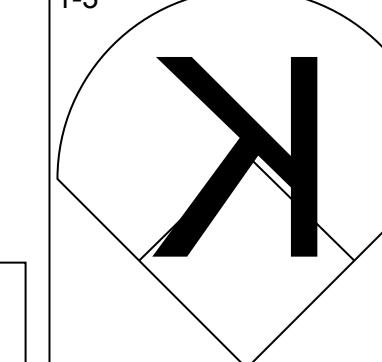
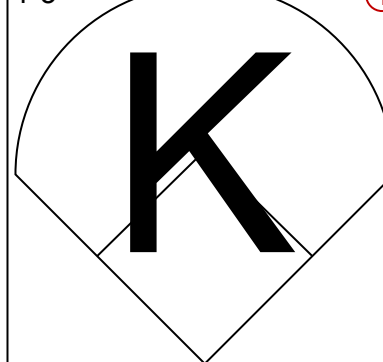
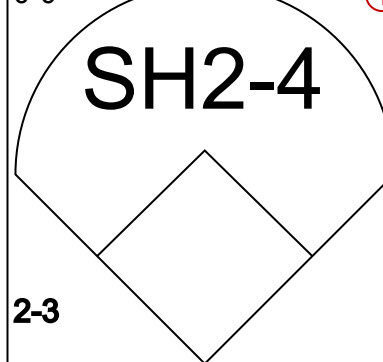
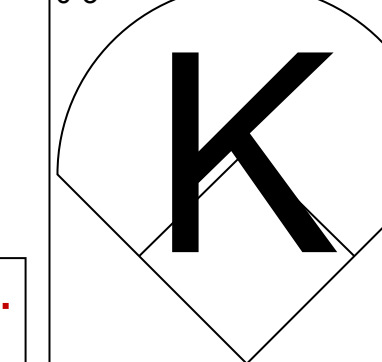
| Batter | 1 | 2 | 3 | 4 | 5 | 6 | 7 | 8 | 9 | AB | R | H | RBI | BB | SO | LOB | BOTTOM | | | | | |
|---|---|---|---|---|-------------------------------|---|---|---|---|---|-------------------------------|----------------------------------|-------------------------------|----------------------------------|-------------------------------|----------------------------------|------------------------------|----------------------------------|----------------------------------|------------------------------------|----------------------------------|--------|
| 11 Jimmy Rollins, S OBP: 0.323, SLG: 0.432 (1, 6) |  | |  | | |  |  |  | |  | 6 | 0 | 0 | 1 | 0 | 0 | 2 | | | | | |
| 8 Shane Victorino, S OBP: 0.337, SLG: 0.415 (1, 8) |  | |  | | |  |  | |  | 3 | 0 | 1 | 0 | 2 | 1 | 0 | | | | | | |
| 26 Chase Utley, L OBP: 0.387, SLG: 0.532 (1, 4) |  | |  | | |  |  | |  | 3 | 2 | 2 | 0 | 2 | 1 | 1 | | | | | | |
| Bobby Abreu, L OBP: 0.436, SLG: 0.446 (1, 9) |  | |  | | |  |  | |  | 4 | 0 | 1 | 1 | 0 | 2 | 5 | | | | | | |
| 6 Ryan Howard, L OBP: 0.354, SLG: 0.600 (1, 3) |  | |  | | |  | |  |  | 4 | 1 | 1 | 2 | 1 | 2 | 3 | | | | | | |
| David Dellucci, L OBP: 0.369, SLG: 0.608 (1, 7) |  | | |  | |  |  |  | | 3 | 2 | 2 | 0 | 2 | 0 | 3 | | | | | | |
| David Bell, R OBP: 0.354, SLG: 0.414 (1, 5) | |  | |  | |  |  |  | | 5 | 2 | 2 | 3 | 0 | 0 | 2 | | | | | | |
| Mike Lieberthal, R OBP: 0.257, SLG: 0.299 (1, 2) | |  | |  | |  |  | |  | 5 | 1 | 1 | 0 | 0 | 1 | 1 | | | | | | |
| 35 Cole Hamels, L OBP: 0.279, SLG: 0.071 (5, 1) Abraham Nunez, S OBP: 0.176, SLG: 0.222 (6, PH) Ryan Franklin, R OBP: 0.205, SLG: 0.305 (7, 1) Aron Fultz, L OBP: 0.205, SLG: 0.305 (7, PH) Aaron Rowand, R OBP: 0.205, SLG: 0.305 (8, 1) Geoff Geary, R OBP: 0.205, SLG: 0.305 (8, PH) Pat Burrell, R OBP: 0.205, SLG: 0.305 (9, PH) | |  | | | | | | |  | 2 | 0 | 0 | 0 | 0 | 1 | 1 | | | | | | |
| Inning Stats | R: 0 E: 0 K: 0 S: 9 | H: 1 LOB: 3 BB: 2 P: 18 | R: 0 E: 0 K: 1 S: 7 | H: 0 LOB: 0 BB: 0 P: 9 | R: 1 E: 0 K: 0 S: 13 | H: 1 LOB: 1 BB: 1 P: 24 | R: 0 E: 0 K: 1 S: 6 | H: 1 LOB: 1 BB: 1 P: 11 | R: 0 E: 0 K: 2 S: 14 | H: 1 LOB: 2 BB: 0 P: 23 | R: 3 E: 1 K: 1 S: 14 | H: 2 LOB: 1 BB: 2 P: 28 | R: 2 E: 0 K: 1 S: 13 | H: 3 LOB: 1 BB: 0 P: 19 | R: 2 E: 0 K: 2 S: 15 | H: 2 LOB: 1 BB: 1 P: 25 | R: 0 E: 0 K: 0 S: 6 | H: 0 LOB: 0 BB: 0 P: 10 | 1B: 6 2B: 2 3B: 1 HR: 2 | SF: 0 SAC: 0 DP: 1 HBP: 1 | WP: 2 PB: 0 SB: 2 CS: 0 | PA: 46 |
| PITCHER | IP WLS BF H R ER SO BB IBB HBP BLK WP HR S P ERA WHIP | PITCHER | | | | | | | | | | | | | | | | | | | | |
| 15 Tim Hudson, R ERA: 4.87 (1, 1) | 5.2 W 29 6 4 2 4 4 1 0 0 0 1 0 6 12 0.00 3.000 | | | | | | | | | | | | | | | | | | | | | |
| 49 Macey McBride, L ERA: 4.55 (6, 1) | 0.1 H 2 0 0 0 1 1 0 0 0 0 1 0 6 12 0.00 3.000 | | | | | | | | | | | | | | | | | | | | | |
| Ken Ray, R ERA: 3.38 (7, 1) | 1.0 6 3 2 2 1 0 0 0 0 0 0 1 13 19 18.00 3.000 | | | | | | | | | | | | | | | | | | | | | |
| Tyler Yates, R ERA: 3.38 (8, 1) | 1.0 H 6 2 2 2 2 1 0 0 0 0 0 1 15 25 18.00 3.000 | | | | | | | | | | | | | | | | | | | | | |
| 28 Bob Wickman, R ERA: 3.9 (9, 1) | 1.0 S 3 0 0 0 0 0 0 0 0 0 0 0 6 10 0.00 0.000 | | | | | | | | | | | | | | | | | | | | | |

| Batter | 1 | 2 | 3 | 4 | 5 | 6 | 7 | 8 | 9 | AB | R | H | RBI | BB | SO | LOB | TOP | | | |
|---|---|---|---|---|---|---|---|---|---|---|---|---|---|---|---|---|---|---|---|---|
| 2 Hanley Ramirez, R OBP: 0.334, SLG: 0.422 |  | |  | | |  | |  | | 4 | 0 | 0 | 0 | 0 | 1 | 0 | | | | |
| 6 Dan Uggla, R OBP: 0.357, SLG: 0.500 |  | |  | | |  | |  | | 4 | 0 | 1 | 0 | 0 | 0 | 0 | | | | |
| Miguel Cabrera, R OBP: 0.425, SLG: 0.539 |  | |  | | |  | |  | | 4 | 0 | 0 | 0 | 0 | 2 | 1 | | | | |
| 12 Cody Ross, R OBP: 0.323, SLG: 0.547 | |  | |  | |  | |  | | 4 | 2 | 2 | 2 | 0 | 1 | 1 | | | | |
| 17 Mike Jacobs, L OBP: 0.350, SLG: 0.522 Wes Helms, R OBP: 0.348, SLG: 0.520 |  |  | |  | |  | |  | | 4 | 0 | 2 | 0 | 0 | 0 | 0 | | | | |
| 14 Josh Willingham, R OBP: 0.335, SLG: 0.438 Joe Borowski, R |  |  | |  | |  | |  | | 3 | 0 | 1 | 0 | 1 | 0 | 0 | | | | |
| 27 Jeremy Hermida, L OBP: 0.386, SLG: 0.448 |  | | |  | |  | |  | | 4 | 0 | 1 | 0 | 0 | 1 | 2 | | | | |
| Miguel Olivo, R OBP: 0.305, SLG: 0.462 |  | | |  | | | |  | | 3 | 0 | 0 | 0 | 0 | 1 | 5 | | | | |
| 36 Anibal Sánchez, R OBP: 0.100, SLG: 0.100 57 Taylor Tankersley, L 4 Alfredo Amezaga, S OBP: 0.333, SLG: 0.348 |  | | |  | | | |  | | 3 | 0 | 0 | 0 | 0 | 1 | 5 | | | | |
| | | | | | | | | | | 0 | 0 | 0 | 0 | 0 | 0 | 0 | | | | |
| Inning Stats | R: 0 E: 0 K: 1 S: 9 | H: 0 LOB: 0 BB: 0 P: 13 | R: 1 E: 0 K: 1 S: 15 | H: 3 LOB: 2 BB: 0 P: 19 | R: 0 E: 0 K: 1 S: 10 | H: 0 LOB: 0 BB: 0 P: 13 | R: 1 E: 0 K: 0 S: 14 | H: 3 LOB: 2 BB: 1 P: 23 | R: 0 E: 0 K: 0 S: 7 | H: 0 LOB: 1 BB: 0 P: 8 | R: 0 E: 0 K: 2 S: 7 | H: 0 LOB: 0 BB: 0 P: 10 | R: 0 E: 0 K: 1 S: 11 | H: 0 LOB: 0 BB: 0 P: 18 | R: 0 E: 0 K: 0 S: 7 | H: 0 LOB: 0 BB: 0 P: 12 | 1B: 5 2B: 0 3B: 0 HR: 2 | SF: 0 SAC: 0 DP: 1 HBP: 0 | WP: 0 PB: 0 CS: 0 | PA: 34 |
| PITCHER | IP WLS BF H R ER SO BB IBB HBP BLK WP HR S P ERA WHIP | IP WLS BF H R ER SO BB IBB HBP BLK WP HR S P ERA WHIP | IP WLS BF H R ER SO BB IBB HBP BLK WP HR S P ERA WHIP | IP WLS BF H R ER SO BB IBB HBP BLK WP HR S P ERA WHIP | IP WLS BF H R ER SO BB IBB HBP BLK WP HR S P ERA WHIP | IP WLS BF H R ER SO BB IBB HBP BLK WP HR S P ERA WHIP | IP WLS BF H R ER SO BB IBB HBP BLK WP HR S P ERA WHIP | IP WLS BF H R ER SO BB IBB HBP BLK WP HR S P ERA WHIP | IP WLS BF H R ER SO BB IBB HBP BLK WP HR S P ERA WHIP | IP WLS BF H R ER SO BB IBB HBP BLK WP HR S P ERA WHIP | IP WLS BF H R ER SO BB IBB HBP BLK WP HR S P ERA WHIP | IP WLS BF H R ER SO BB IBB HBP BLK WP HR S P ERA WHIP | IP WLS BF H R ER SO BB IBB HBP BLK WP HR S P ERA WHIP | IP WLS BF H R ER SO BB IBB HBP BLK WP HR S P ERA WHIP | IP WLS BF H R ER SO BB IBB HBP BLK WP HR S P ERA WHIP | IP WLS BF H R ER SO BB IBB HBP BLK WP HR S P ERA WHIP | IP WLS BF H R ER SO BB IBB HBP BLK WP HR S P ERA WHIP | IP WLS BF H R ER SO BB IBB HBP BLK WP HR S P ERA WHIP | IP WLS BF H R ER SO BB IBB HBP BLK WP HR S P ERA WHIP | IP WLS BF H R ER SO BB IBB HBP BLK WP HR S P ERA WHIP |

Florida Marlins @ Atlanta Braves
Turner Field, Atlanta, GA
Tue Jul 25 2006, 7:35 PM EDT
Att: 33,357 - Partly Cloudy - 84 F

AB 33
R 2
H 7
RBI 2
BB 1
SO 7
LOB 14

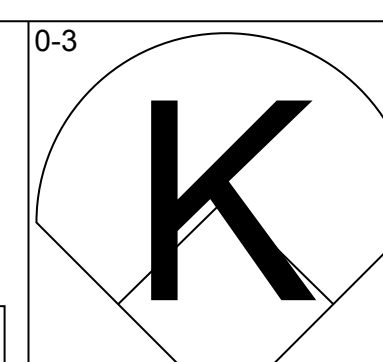
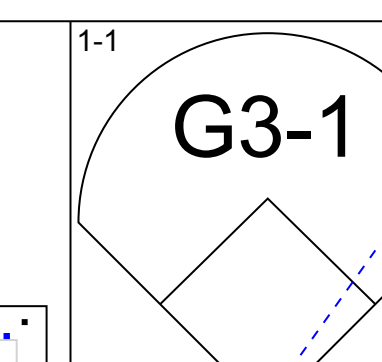
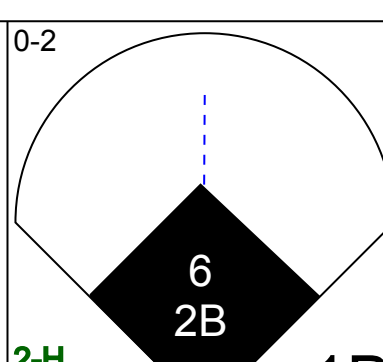
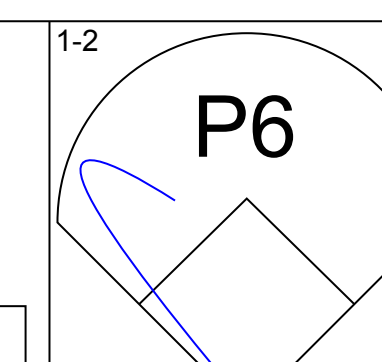
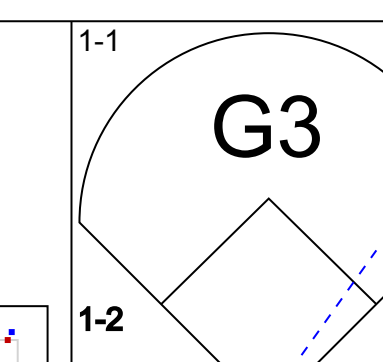
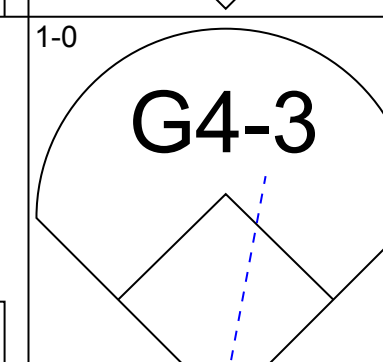
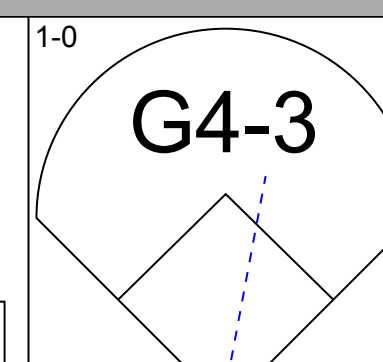
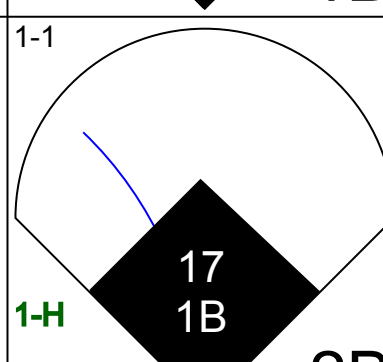
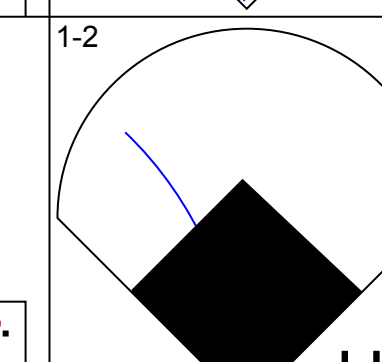
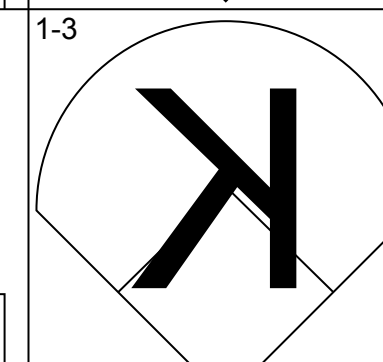
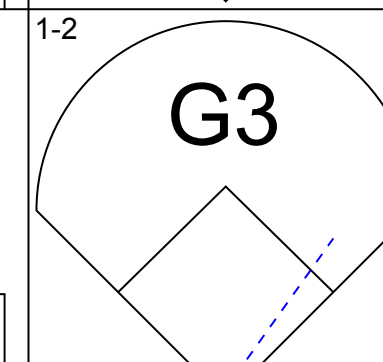
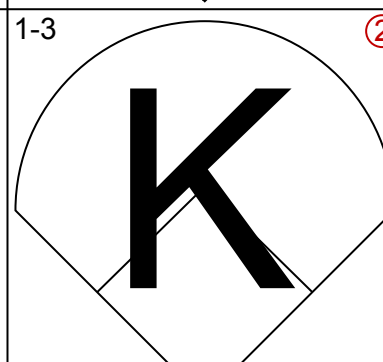
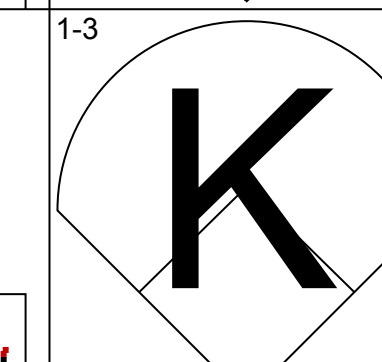
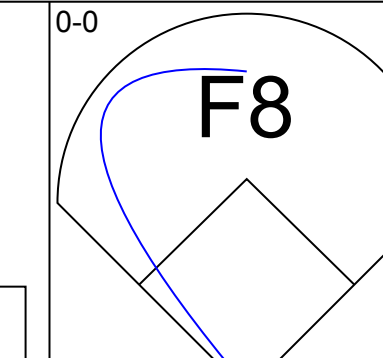
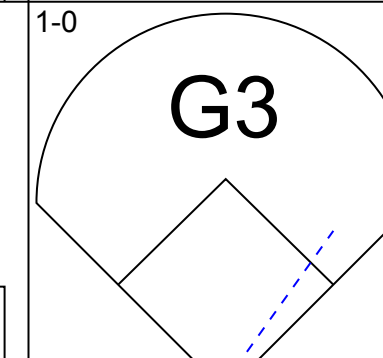
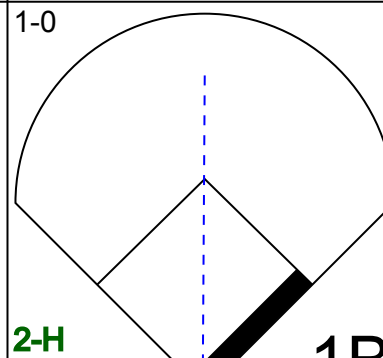
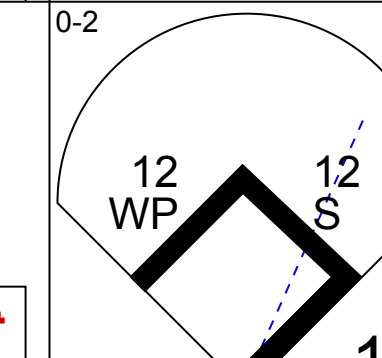
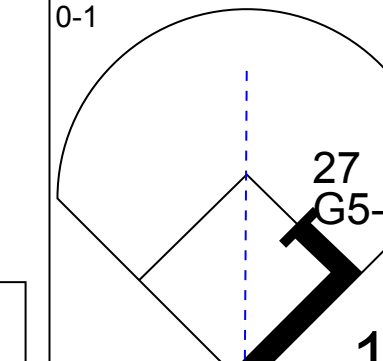
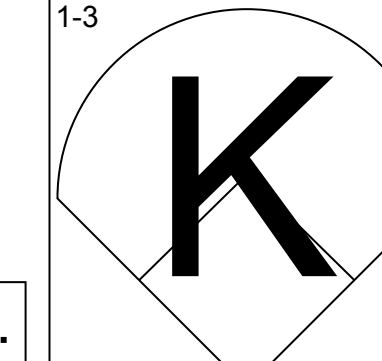
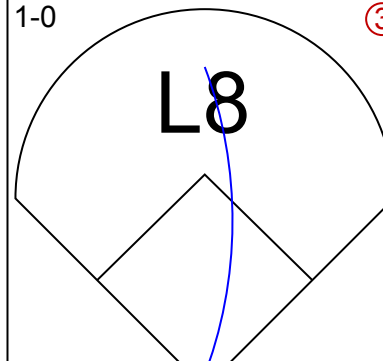
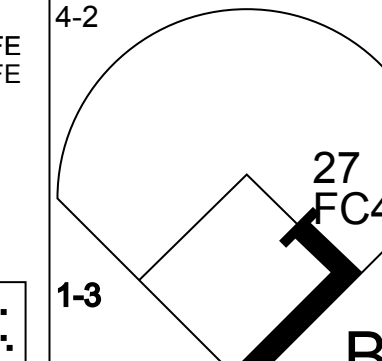
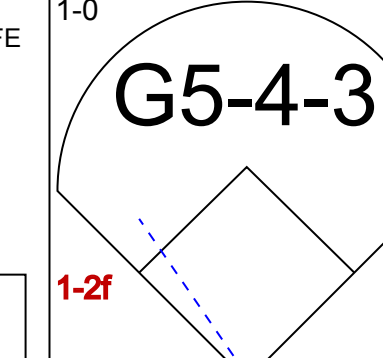
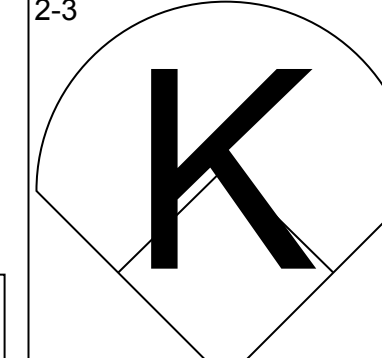
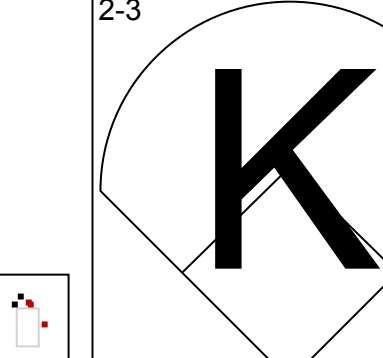
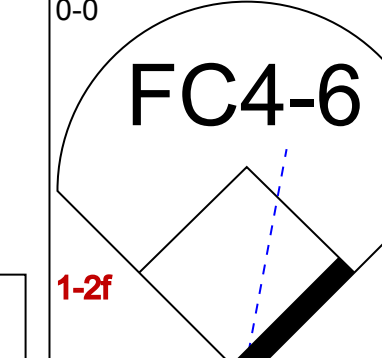
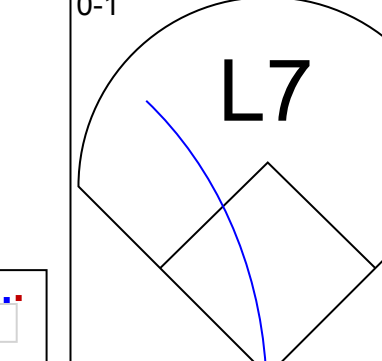
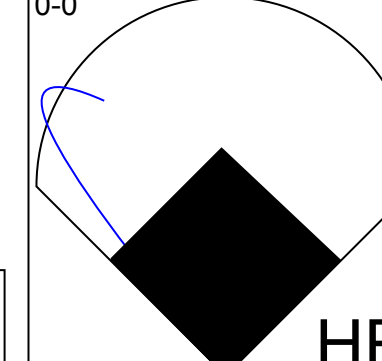
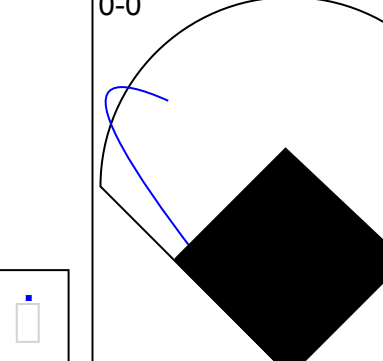
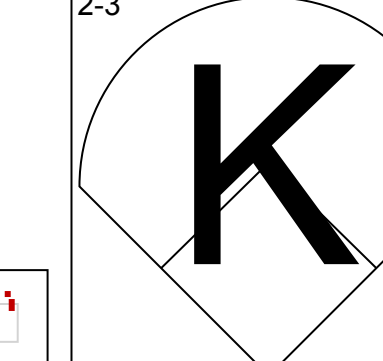
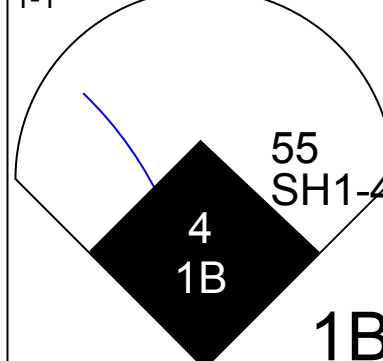
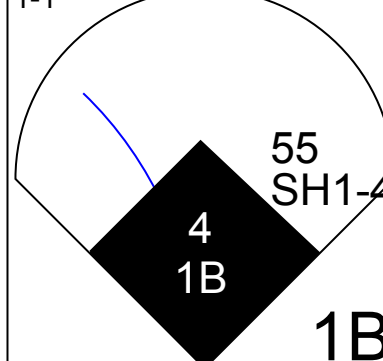
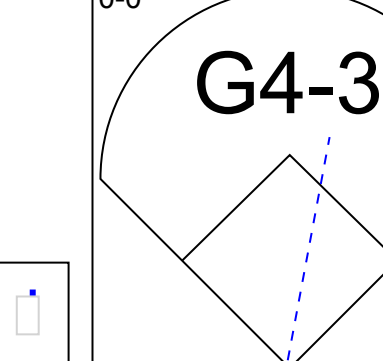
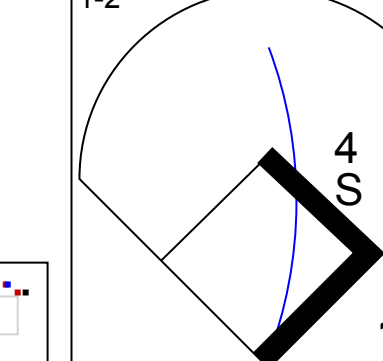
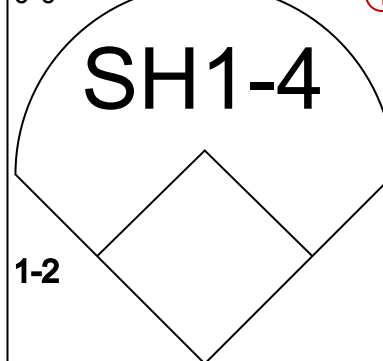
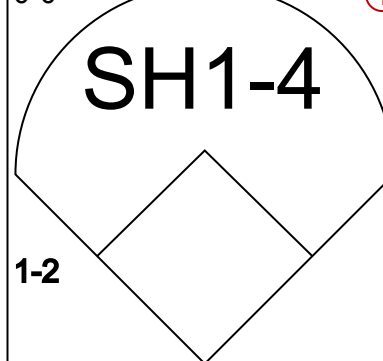
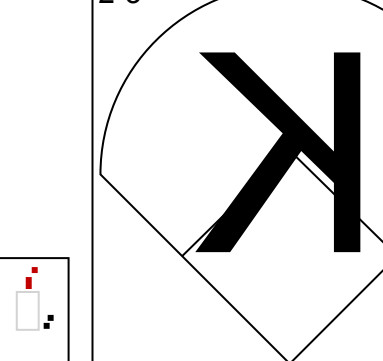


| Batter | 1 | 2 | 3 | 4 | 5 | 6 | 7 | 8 | 9 | AB | R | H | RBI | BB | SO | LOB | BOTTOM | | | | | |
|--|---|---|---|---|---|---|---|---|---|---|---|---|---|---|---|---|---|---|---|---|-------------------------|--------|
| Marcus Giles, R OBP: 0.344, SLG: 0.370 |  | |  | | |  | | |  | 4 | 0 | 2 | 1 | 0 | 0 | 1 | | | | | | |
| 11 Edgar Renteria, R OBP: 0.400, SLG: 0.479 |  |  | |  | |  | |  |  | 4 | 0 | 2 | 0 | 0 | 0 | 1 | | | | | | |
| Wilson Betemit, S OBP: 0.341, SLG: 0.503 |  | | |  | |  | |  |  | 4 | 0 | 0 | 0 | 0 | 1 | 3 | | | | | | |
| 16 Brian McCann, L OBP: 0.403, SLG: 0.544 | |  | |  | | | |  | | 3 | 0 | 1 | 0 | 0 | 0 | 0 | | | | | | |
| 7 Jeff Francoeur, R OBP: 0.287, SLG: 0.453 | |  | | | |  | |  | | 3 | 0 | 0 | 0 | 0 | 1 | 1 | | | | | | |
| Adam LaRoche, L OBP: 0.336, SLG: 0.535 23 Matt Diaz, R OBP: 0.348, SLG: 0.446 | |  | | | |  | |  | | 2 | 0 | 0 | 0 | 0 | 1 | 1 | | | | | | |
| Scott Thorman, L OBP: 0.282, SLG: 0.500 | |  | | | |  | | |  | 3 | 0 | 1 | 0 | 0 | 1 | 1 | | | | | | |
| Ryan Langerhans, L OBP: 0.330, SLG: 0.382 | | |  | | | | |  |  | 3 | 1 | 2 | 0 | 0 | 1 | 0 | | | | | | |
| 36 Chuck James, L Tyler Yates, R Andruw Jones, R OBP: 0.357, SLG: 0.531 Ken Ray, R | | |  | | | | |  |  | 1 | 0 | 0 | 0 | 0 | 1 | 1 | | | | | | |
| | | | | | | | | | | 0 | 0 | 0 | 0 | 0 | 0 | 0 | | | | | | |
| | | | | | | | | | | 1 | 0 | 0 | 0 | 0 | 1 | 0 | | | | | | |
| | | | | | | | | | | 0 | 0 | 0 | 0 | 0 | 0 | 0 | | | | | | |
| Inning Stats | R: 0 E: 0 K: 0 S: 8 | H: 1 LOB: 0 BB: 0 P: 11 | R: 0 E: 0 K: 0 S: 6 | H: 1 LOB: 1 BB: 0 P: 10 | R: 0 E: 0 K: 1 S: 6 | H: 1 LOB: 0 BB: 0 P: 7 | R: 0 E: 0 K: 0 S: 7 | H: 0 LOB: 0 BB: 0 P: 11 | R: 0 E: 0 K: 2 S: 9 | H: 1 LOB: 1 BB: 0 P: 13 | R: 1 E: 0 K: 0 S: 11 | H: 3 LOB: 1 BB: 0 P: 12 | R: 0 E: 0 K: 0 S: 6 | H: 0 LOB: 0 BB: 0 P: 9 | R: 0 E: 0 K: 3 S: 9 | H: 0 LOB: 0 BB: 0 P: 10 | R: 0 E: 0 K: 1 S: 8 | H: 1 LOB: 0 BB: 0 P: 13 | 1B: 7 2B: 2 3B: 0 HR: 0 | SF: 0 SAC: 1 DP: 4 HBP: 0 | WP: 1 PB: 0 CS: 0 | PA: 30 |
| PITCHER | IP WLS BF H R ER SO BB IBB HBP BLK WP HR S P ERA WHIP | IP WLS BF H R ER SO BB IBB HBP BLK WP HR S P ERA WHIP | IP WLS BF H R ER SO BB IBB HBP BLK WP HR S P ERA WHIP | IP WLS BF H R ER SO BB IBB HBP BLK WP HR S P ERA WHIP | IP WLS BF H R ER SO BB IBB HBP BLK WP HR S P ERA WHIP | IP WLS BF H R ER SO BB IBB HBP BLK WP HR S P ERA WHIP | IP WLS BF H R ER SO BB IBB HBP BLK WP HR S P ERA WHIP | IP WLS BF H R ER SO BB IBB HBP BLK WP HR S P ERA WHIP | IP WLS BF H R ER SO BB IBB HBP BLK WP HR S P ERA WHIP | IP WLS BF H R ER SO BB IBB HBP BLK WP HR S P ERA WHIP | IP WLS BF H R ER SO BB IBB HBP BLK WP HR S P ERA WHIP | IP WLS BF H R ER SO BB IBB HBP BLK WP HR S P ERA WHIP | IP WLS BF H R ER SO BB IBB HBP BLK WP HR S P ERA WHIP | IP WLS BF H R ER SO BB IBB HBP BLK WP HR S P ERA WHIP | IP WLS BF H R ER SO BB IBB HBP BLK WP HR S P ERA WHIP | IP WLS BF H R ER SO BB IBB HBP BLK WP HR S P ERA WHIP | IP WLS BF H R ER SO BB IBB HBP BLK WP HR S P ERA WHIP | IP WLS BF H R ER SO BB IBB HBP BLK WP HR S P ERA WHIP | IP WLS BF H R ER SO BB IBB HBP BLK WP HR S P ERA WHIP | IP WLS BF H R ER SO BB IBB HBP BLK WP HR S P ERA WHIP | | |

Florida Marlins @ Atlanta Braves
Turner Field, Atlanta, GA
Tue Jul 25 2006, 7:35 PM EDT
Att: 33,357 - Partly Cloudy - 84 F

AB 29
R 1
H 8
RBI 1
BB 0
SO 7
LOB 9

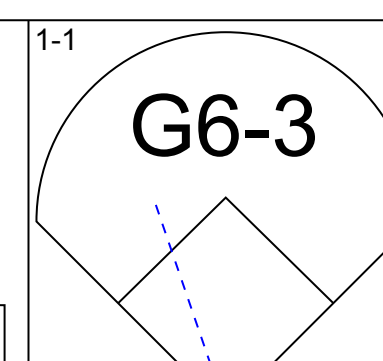
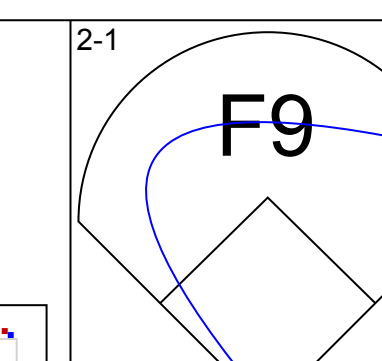
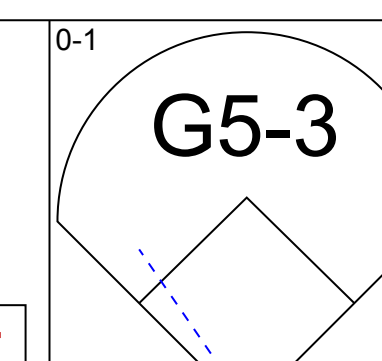
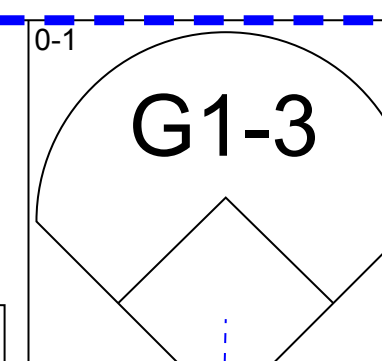
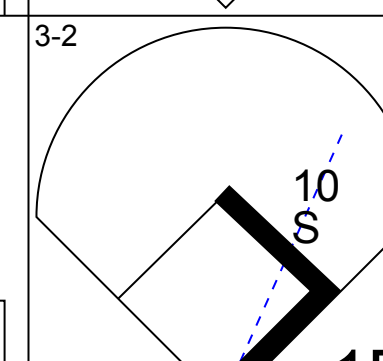
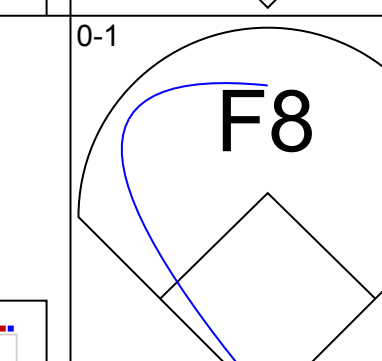
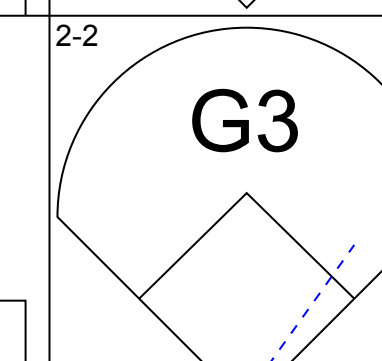
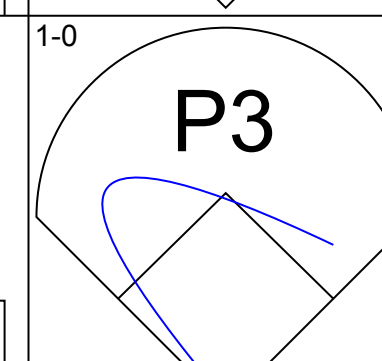
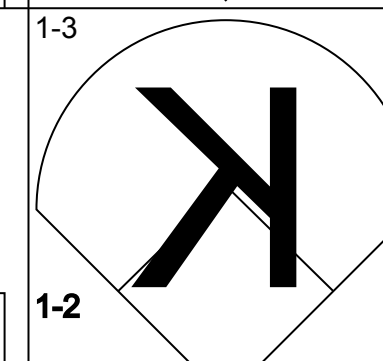
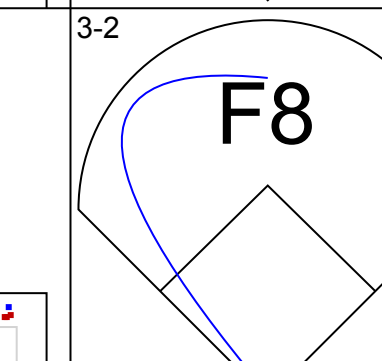
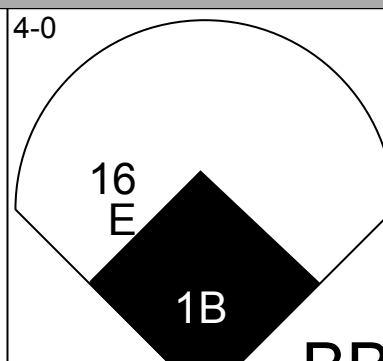
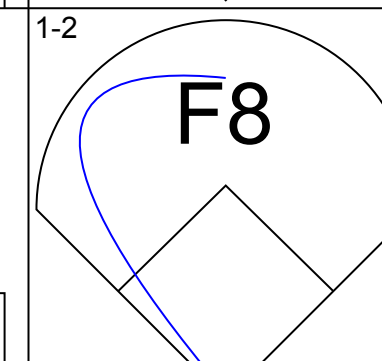
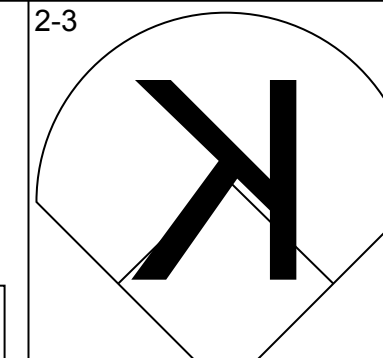
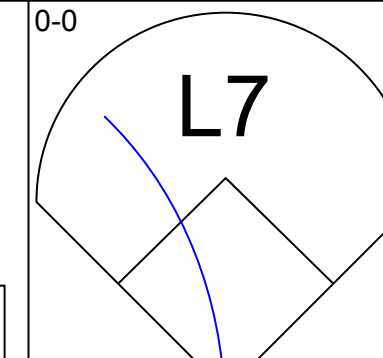
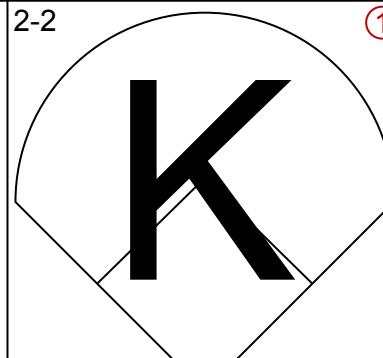
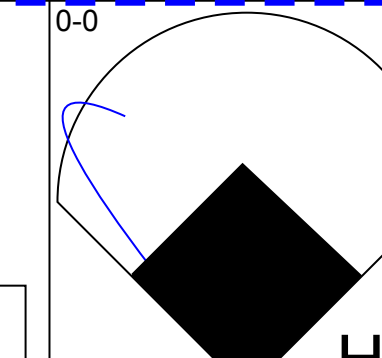
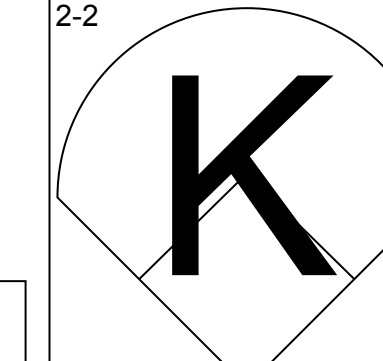
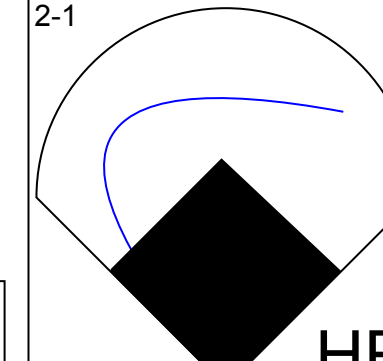
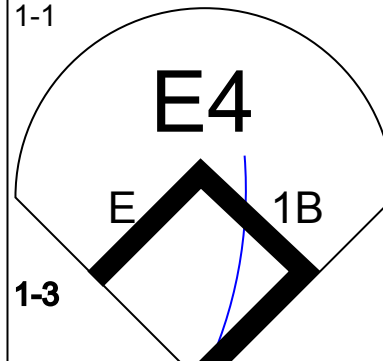
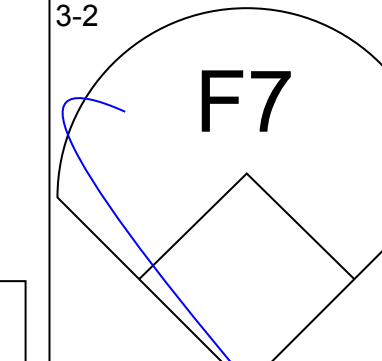
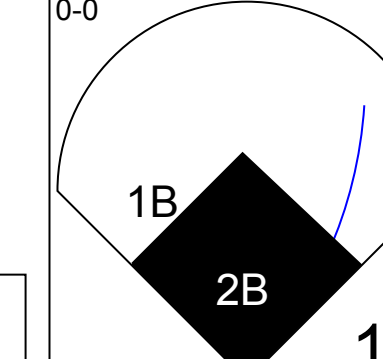
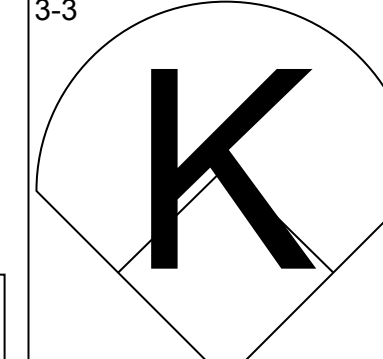
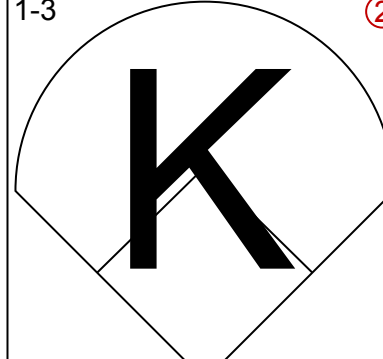
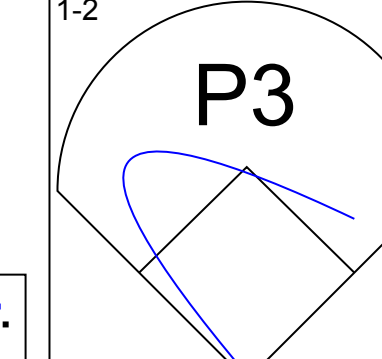
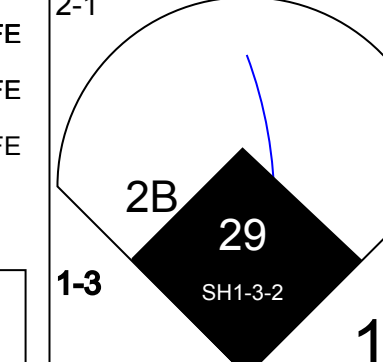
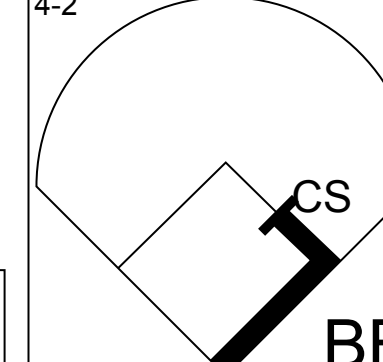
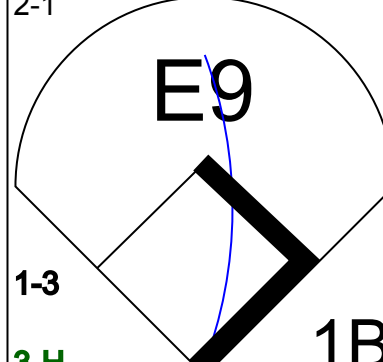
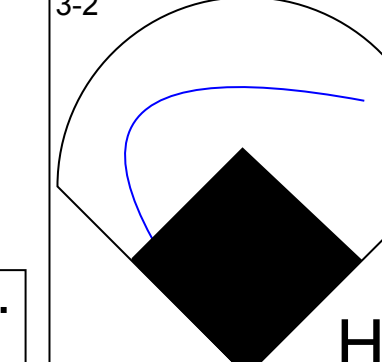
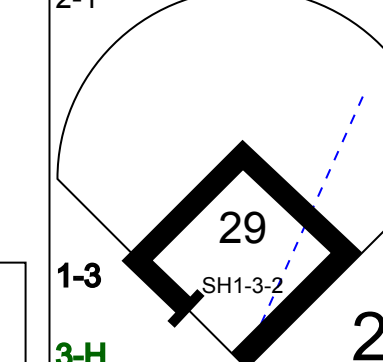
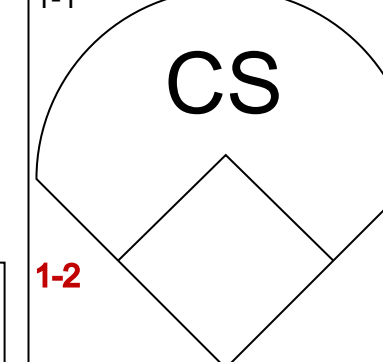
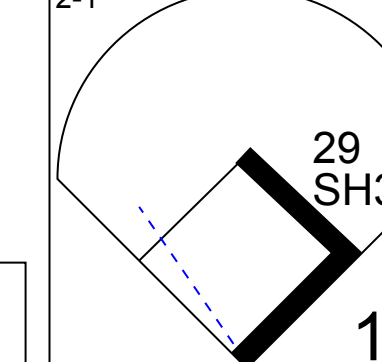
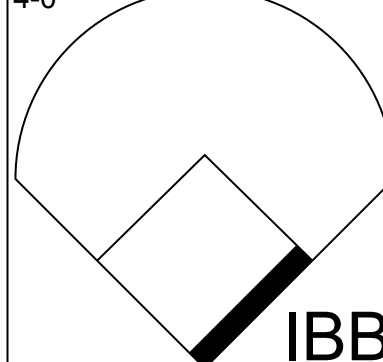
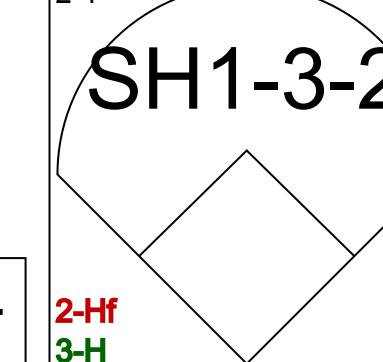
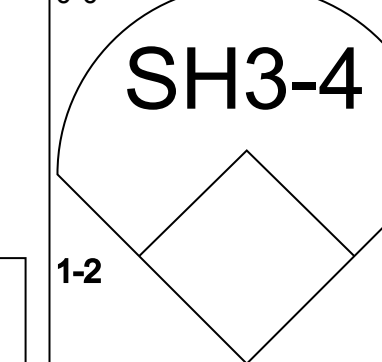
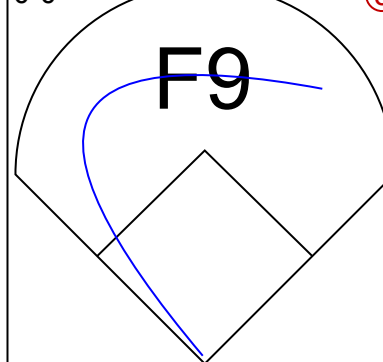
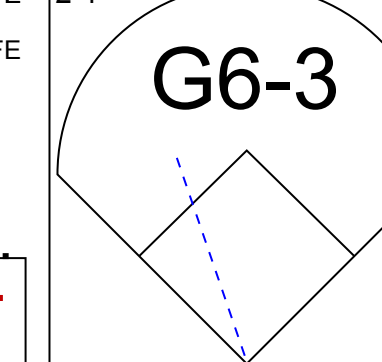


| Batter | 1 | 2 | 3 | 4 | 5 | 6 | 7 | 8 | 9 | AB | R | H | RBI | BB | SO | LOB | TOP | | | | | |
|--|---|---|---|---|-------------------------------|---|------------------------------|---|---|----------------------------------|-------------------------------|----------------------------------|------------------------------|----------------------------------|-------------------------------|----------------------------------|------------------------------|----------------------------------|----------------------------------|------------------------------------|----------------------------------|--------|
| 4 Alfredo Amezaga, S OBP: 0.330, SLG: 0.342 (1, 6) |  | |  | | |  | |  |  | 5 | 1 | 1 | 1 | 0 | 1 | 2 | | | | | | |
| 6 Dan Uggla, R OBP: 0.338, SLG: 0.511 (1, 4) |  | | |  | |  | |  | | 4 | 2 | 2 | 2 | 0 | 0 | 0 | | | | | | |
| Miguel Cabrera, R OBP: 0.421, SLG: 0.533 (1, 5) |  | | |  | |  | |  | | 4 | 0 | 0 | 0 | 0 | 3 | 1 | | | | | | |
| 17 Mike Jacobs, L OBP: 0.352, SLG: 0.521 2 Hanley Ramirez, R OBP: 0.334, SLG: 0.422 (8, 6) | |  | |  | |  | |  | | 4 | 0 | 2 | 1 | 0 | 0 | 0 | | | | | | |
| 12 Cody Ross, R OBP: 0.328, SLG: 0.542 (1, 8) | |  | | | |  | |  | | 3 | 0 | 1 | 0 | 1 | 1 | 1 | | | | | | |
| 27 Jeremy Hermida, L OBP: 0.379, SLG: 0.439 57 Taylor Tankersley, L (8, 1) | |  | | | |  | |  |  | 4 | 0 | 0 | 0 | 0 | 1 | 3 | | | | | | |
| Joe Borchard, S OBP: 0.320, SLG: 0.395 (8, 9) | | |  | | |  | |  |  | 4 | 1 | 1 | 1 | 0 | 2 | 0 | | | | | | |
| Miguel Olivo, R OBP: 0.312, SLG: 0.475 61 Reggie Abercrombie, R OBP: 0.279, SLG: 0.341 (1, 2) | | |  | | |  | |  |  | 4 | 1 | 3 | 0 | 0 | 0 | 0 | | | | | | |
| 55 Josh Johnson, L OBP: 0.071, SLG: 0.074 Wes Helms, R OBP: 0.345, SLG: 0.516 Matt Herges, L 19 Logan Kensing, R 14 Josh Willingham, R OBP: 0.334, SLG: 0.436 (8, 1) | | |  | | |  | |  |  | 1 | 0 | 0 | 0 | 0 | 1 | 1 | | | | | | |
| Inning Stats | R: 0 E: 0 K: 2 S: 8 | H: 0 LOB: 0 BB: 0 P: 10 | R: 0 E: 0 K: 0 S: 4 | H: 1 LOB: 0 BB: 0 P: 5 | R: 0 E: 0 K: 1 S: 12 | H: 1 LOB: 1 BB: 0 P: 16 | R: 0 E: 0 K: 0 S: 5 | H: 0 LOB: 0 BB: 0 P: 8 | R: 0 E: 0 K: 2 S: 11 | H: 0 LOB: 0 BB: 0 P: 16 | R: 3 E: 0 K: 1 S: 14 | H: 4 LOB: 1 BB: 0 P: 19 | R: 1 E: 0 K: 2 S: 8 | H: 1 LOB: 0 BB: 0 P: 12 | R: 1 E: 0 K: 1 S: 16 | H: 2 LOB: 2 BB: 1 P: 23 | R: 0 E: 0 K: 1 S: 9 | H: 1 LOB: 2 BB: 0 P: 14 | 1B: 6 2B: 1 3B: 1 HR: 2 | SF: 0 SAC: 1 DP: 1 HBP: 0 | WP: 1 PB: 0 SB: 2 CS: 0 | PA: 37 |
| PITCHER | IP WLS BF H R ER SO BB IBB HBP BLK WP HR S P ERA WHIP | | | | | | | | | | | | | | | | | | | | | |
| 29 John Smoltz, R ERA: 3.55 28 Bob Wickman, R ERA: 3.77 | (1, 1) 8.0 W 33 9 5 5 9 1 0 0 0 0 1 2 78 109 5.62 1.250 | (9, 1) 1.0 S 4 1 0 0 1 0 0 0 0 0 0 0 9 14 0.00 1.000 | | | | | | | | | | | | | | | | | | | | |

Florida Marlins @ Atlanta Braves
Turner Field, Atlanta, GA
Wed Jul 26 2006, 7:35 PM EDT
Att: 32,209 - Partly Cloudy - 87 F

AB 35
R 5
H 10
RBI 5
BB 1
SO 10
LOB 9



| Batter | 1 | 2 | 3 | 4 | 5 | 6 | 7 | 8 | 9 | AB | R | H | RBI | BB | SO | LOB | BOTTOM | | | | | | |
|---|---|---|---|---|------------------------------|---|-------------------------------|---|---|----------------------------------|-------------------------------|----------------------------------|------------------------------|---------------------------------|-------------------------------|----------------------------------|----------------------------------|------------------------------------|----------------------------------|--------|--|--|--|
| Marcus Giles, R OBP: 0.341, SLG: 0.366 (1, 4) |  | |  | | |  | |  | | 4 | 0 | 0 | 0 | 0 | 0 | 1 | | | | | | | |
| 11 Edgar Renteria, R OBP: 0.399, SLG: 0.477 (1, 6) |  | |  | | |  | |  | | 4 | 0 | 1 | 0 | 0 | 0 | 1 | | | | | | | |
| 10 Chipper Jones, S OBP: 0.419, SLG: 0.560 (1, 5) |  | |  | | |  | |  | | 3 | 1 | 0 | 0 | 1 | 1 | 1 | | | | | | | |
| Andrew Jones, R OBP: 0.356, SLG: 0.536 (1, 8) |  | | |  | |  | |  | | 4 | 1 | 1 | 1 | 0 | 2 | 2 | | | | | | | |
| 16 Brian McCann, L OBP: 0.401, SLG: 0.551 (1, 2) | |  | |  | |  | |  | | 4 | 1 | 1 | 1 | 0 | 1 | 1 | | | | | | | |
| 7 Jeff Francoeur, R OBP: 0.286, SLG: 0.451 (1, 9) | |  | |  | |  | |  | | 4 | 1 | 1 | 0 | 0 | 2 | 2 | | | | | | | |
| Adam LaRoche, L OBP: 0.344, SLG: 0.549 (1, 3) | |  | |  | |  | |  | | 3 | 2 | 3 | 2 | 1 | 0 | 0 | | | | | | | |
| Ryan Langerhans, L OBP: 0.340, SLG: 0.394 (1, 7) | |  | |  | |  | |  | | 3 | 0 | 3 | 1 | 1 | 0 | 0 | | | | | | | |
| 29 John Smoltz, R OBP: 0.214, SLG: 0.250 23 Matt Diaz, R OBP: 0.346, SLG: 0.443 28 Bob Wickman, R (9, 1) | |  | | | |  | |  |  | 1 | 0 | 0 | 1 | 0 | 0 | 3 | | | | | | | |
| Inning Stats | R: 0 E: 0 K: 2 S: 11 | H: 1 LOB: 1 BB: 0 P: 18 | R: 2 E: 0 K: 1 S: 10 | H: 3 LOB: 0 BB: 0 P: 18 | R: 0 E: 0 K: 0 S: 8 | H: 0 LOB: 0 BB: 0 P: 13 | R: 1 E: 0 K: 1 S: 10 | H: 1 LOB: 1 BB: 1 P: 20 | R: 0 E: 0 K: 0 S: 9 | H: 1 LOB: 1 BB: 0 P: 13 | R: 1 E: 2 K: 2 S: 11 | H: 1 LOB: 3 BB: 2 P: 25 | R: 0 E: 0 K: 0 S: 6 | H: 0 LOB: 0 BB: 0 P: 8 | R: 2 E: 0 K: 0 S: 17 | H: 3 LOB: 1 BB: 0 P: 27 | 1B: 6 2B: 2 3B: 0 HR: 3 | SF: 0 SAC: 2 DP: 1 HBP: 0 | WP: 0 PB: 0 SB: 1 CS: 1 | PA: 37 | | | |
| PITCHER | IP WLS BF H R ER SO BB IBB HBP BLK WP HR S P ERA WHIP | | | | | | | | | | | | | | | | | | | | | | |
| 55 Josh Johnson, R ERA: 2.6 Matt Herges, R ERA: 4.2 19 Logan Kensing, L ERA: 4.5 57 Taylor Tankersley, L ERA: 1.72 | (1, 1) 6.0 27 7 4 3 6 2 1 0 0 0 0 1 59 107 4.50 1.500 | (7, 1) 1.0 3 0 0 0 0 0 0 0 0 0 0 6 8 0.00 0.000 | (8, 1) 0.2 B 3 1 1 1 0 0 0 0 0 0 1 8 12 13.50 1.500 | (8, 1) 0.1 L 3 2 1 1 0 0 0 0 0 0 1 9 15 27.00 6.000 | | | | | | | | | | | | | | | | | | | |

Florida Marlins @ Atlanta Braves
Turner Field, Atlanta, GA
Wed Jul 26 2006, 7:35 PM EDT
Att: 32,209 - Partly Cloudy - 87 F

AB 31
R 6
H 10
RBI 6
BB 3
SO 6
LOB 12



| Batter | 1 | 2 | 3 | 4 | 5 | 6 | 7 | 8 | 9 | AB | R | H | RBI | BB | SO | LOB | TOP | | | | | | | | |
|--|------------------------------|---------------------------------|-------------------------------|----------------------------------|------------------------------|----------------------------------|------------------------------|----------------------------------|-------------------------------|----------------------------------|-------------------------------|----------------------------------|------------------------------|---------------------------------|------------------------------|----------------------------------|--|----------------------------------|----------------------------------|------------------------------------|----------------------------------|--------|--|--|--|
| 2 Hanley Ramirez, R OBP: 0.333, SLG: 0.418 | G6-3 | | | | | F7 | | F9 | | 4 | 0 | 0 | 0 | 1 | 0 | 4 | Florida Marlins @ Atlanta Braves Turner Field, Atlanta, GA Thu Jul 27 2006, 1:05 PM EDT Att: 35,498 - Partly Cloudy - 92 F | | | | | | | | |
| 6 Dan Uggla, R OBP: 0.336, SLG: 0.510 | K | F8 | | | P6 | 2B | | K | | 5 | 0 | 1 | 1 | 0 | 2 | 4 | | | | | | | | | |
| Miguel Cabrera, R OBP: 0.423, SLG: 0.538 | G6-3 | | | | | | | | | 4 | 0 | 2 | 0 | 1 | 1 | 2 | | | | | | | | | |
| 17 Mike Jacobs, L OBP: 0.348, SLG: 0.515 Wes Helms, R OBP: 0.343, SLG: 0.512 | | G4-3 | F7 | | G4-1 | | K | G4-3 | | 4 | 0 | 0 | 0 | 0 | 1 | 2 | | | | | | | | | |
| 12 Cody Ross, R OBP: 0.331, SLG: 0.536 | | | | | | | | | | 5 | 2 | 2 | 0 | 0 | 1 | 1 | | | | | | | | | |
| 27 Jeremy Hermida, L OBP: 0.380, SLG: 0.438 | | | | | | | | | | 5 | 1 | 2 | 0 | 0 | 0 | 2 | | | | | | | | | |
| 14 Josh Willingham, R Randy Messenger, R Chris Resop, R Joe Borchard, S Matt Herges, L | | | | | | | | | | 4 | 1 | 1 | 1 | 0 | 1 | 3 | | | | | | | | | |
| 20 Matt Treanor, R Scott Olsen, L 4 Alfredo Amezaga, S | | | | | | | | | | 3 | 2 | 1 | 2 | 0 | 0 | 2 | | | | | | | | | |
| | | | | | | | | | | 3 | 0 | 2 | 1 | 0 | 0 | 0 | | | | | | | | | |
| | | | | | | | | | | 1 | 0 | 1 | 0 | 0 | 0 | 0 | | | | | | | | | |
| Inning Stats | R: 0 E: 0 K: 1 S: 7 | H: 0 LOB: 0 BB: 0 P: 9 | R: 3 E: 0 K: 0 S: 19 | H: 4 LOB: 2 BB: 1 P: 36 | R: 0 E: 0 K: 1 S: 9 | H: 1 LOB: 1 BB: 0 P: 15 | R: 0 E: 0 K: 0 S: 6 | H: 0 LOB: 0 BB: 0 P: 10 | R: 0 E: 0 K: 0 S: 10 | H: 1 LOB: 1 BB: 0 P: 17 | R: 3 E: 2 K: 2 S: 21 | H: 4 LOB: 2 BB: 0 P: 26 | R: 0 E: 0 K: 1 S: 6 | H: 1 LOB: 1 BB: 0 P: 7 | R: 0 E: 0 K: 1 S: 9 | H: 1 LOB: 3 BB: 1 P: 19 | R: 0 E: 0 K: 1 S: 12 | H: 0 LOB: 0 BB: 0 P: 21 | 1B: 8 2B: 3 3B: 0 HR: 1 | SF: 0 SAC: 0 DP: 0 HBP: 1 | WP: 0 PB: 1 SB: 0 CS: 0 | PA: 43 | | | |
| PITCHER | IP | WLS | BF | H | R | ER | SO | BB | IBB | HBP | BLK | WP | HR | S | P | ERA | WHIP | | | | | | | | |
| Jason Shiell, R ERA: 7.0 | 5.0 | L | 22 | 6 | 3 | 3 | 2 | 1 | 0 | 0 | 0 | 0 | 1 | 51 | 87 | 5.40 | 1.400 | | | | | | | | |
| Oscar Villarreal, R ERA: 4.26 | 2.0 | | 12 | 5 | 3 | 1 | 3 | 0 | 0 | 0 | 0 | 0 | 0 | 27 | 33 | 4.50 | 2.500 | | | | | | | | |
| 54 Chad Paronto, R ERA: 2.94 | 1.0 | | 6 | 1 | 0 | 0 | 1 | 0 | 1 | 1 | 0 | 0 | 0 | 9 | 19 | 0.00 | 1.000 | | | | | | | | |
| Jorge Sosa, R ERA: 5.59 | 0.1 | | 1 | 0 | 0 | 0 | 0 | 0 | 0 | 0 | 0 | 0 | 0 | 5 | 8 | 0.00 | 0.000 | | | | | | | | |
| Ken Ray, R ERA: 3.26 | 0.2 | | 2 | 0 | 0 | 0 | 1 | 0 | 0 | 0 | 0 | 0 | 0 | 7 | 13 | 0.00 | 0.000 | | | | | | | | |

| Batter | 1 | 2 | 3 | 4 | 5 | 6 | 7 | 8 | 9 | AB | R | H | RBI | BB | SO | LOB | BOTTOM | | | | | | | | |
|--|-------------------------------|----------------------------------|-------------------------------|----------------------------------|-------------------------------|----------------------------------|------------------------------|---------------------------------|------------------------------|----------------------------------|-------------------------------|----------------------------------|------------------------------|----------------------------------|-------------------------------|----------------------------------|--|------------------------------------|----------------------------------|--------|--|--|--|--|--|
| Marcus Giles, R OBP: 0.342, SLG: 0.367 | SH2-3 11 BB 1B | | | | | | | F7 | | 4 | 0 | 2 | 0 | 0 | 0 | 0 | Florida Marlins @ Atlanta Braves Turner Field, Atlanta, GA Thu Jul 27 2006, 1:05 PM EDT Att: 35,498 - Partly Cloudy - 92 F | | | | | | | | |
| 11 Edgar Renteria, R OBP: 0.400, SLG: 0.476 | SH2-3 BB | | | | | | | | | 3 | 0 | 1 | 0 | 1 | 0 | 2 | | | | | | | | | |
| Wilson Betemit, S OBP: 0.341, SLG: 0.497 | SH2-3 | | | | | | | | | 2 | 0 | 0 | 0 | 1 | 1 | 2 | | | | | | | | | |
| Andruw Jones, R OBP: 0.353, SLG: 0.530 | K | | | | | | | | | 4 | 0 | 0 | 0 | 0 | 1 | 6 | | | | | | | | | |
| 7 Jeff Francoeur, R OBP: 0.286, SLG: 0.456 | K | | | | | | | | | 4 | 1 | 1 | 1 | 0 | 1 | 4 | | | | | | | | | |
| 23 Matt Diaz, R OBP: 0.344, SLG: 0.438 | | | | | | | | | | 4 | 0 | 1 | 0 | 0 | 1 | 0 | | | | | | | | | |
| Adam LaRoche, L OBP: 0.343, SLG: 0.548 | | | | | | | | | | 4 | 0 | 1 | 0 | 0 | 1 | 1 | | | | | | | | | |
| Todd Pratt, R OBP: 0.261, SLG: 0.317 Ryan Langerhans, L OBP: 0.338, SLG: 0.392 | | | | | | | | | | 3 | 0 | 0 | 0 | 0 | 1 | 1 | | | | | | | | | |
| Jason Shiell, R 4 Pete Cri, L Oscar Villarreal, L Scott Thorman, L 54 Chad Paronto, R Jorge Sosa, R Ken Ray, R 16 Brian McCann, L | | | | | | | | | | 0 | 0 | 0 | 0 | 1 | 0 | 0 | | | | | | | | | |
| | | | | | | | | | | 1 | 0 | 0 | 0 | 0 | 0 | 0 | | | | | | | | | |
| | | | | | | | | | | 1 | 0 | 0 | 0 | 0 | 0 | 0 | | | | | | | | | |
| | | | | | | | | | | 1 | 0 | 0 | 0 | 0 | 0 | 0 | | | | | | | | | |
| | | | | | | | | | | 1 | 0 | 0 | 0 | 0 | 0 | 0 | | | | | | | | | |
| Inning Stats | R: 0 E: 0 K: 2 S: 13 | H: 1 LOB: 2 BB: 1 P: 22 | R: 0 E: 0 K: 2 S: 11 | H: 0 LOB: 0 BB: 0 P: 15 | R: 0 E: 0 K: 1 S: 16 | H: 1 LOB: 2 BB: 1 P: 28 | R: 0 E: 0 K: 0 S: 5 | H: 0 LOB: 0 BB: 0 P: 7 | R: 0 E: 0 K: 0 S: 7 | H: 0 LOB: 0 BB: 0 P: 11 | R: 1 E: 0 K: 1 S: 11 | H: 2 LOB: 1 BB: 0 P: 18 | R: 0 E: 0 K: 0 S: 7 | H: 1 LOB: 2 BB: 1 P: 16 | R: 0 E: 0 K: 1 S: 13 | H: 1 LOB: 1 BB: 0 P: 22 | 1B: 4 2B: 1 3B: 0 HR: 1 | SF: 0 SAC: 1 DP: 0 HBP: 0 | WP: 0 PB: 0 SB: 0 CS: 0 | PA: 36 | | | | | |
| PITCHER | IP | WLS | BF | H | R | ER | SO | BB | IBB | HBP | BLK | WP | HR | S | P | ERA | WHIP | | | | | | | | |
| Scott Olsen, L ERA: 3.79 | 6.0 | W | 22 | 2 | 0 | 0 | 5 | 2 | 0 | 0 | 0 | 0 | 1 | 61 | 97 | 0.00 | 0.667 | | | | | | | | |
| Randy Messenger, R ERA: 3.86 | 1.0 | | 5 | 2 | 1 | 1 | 1 | 0 | 0 | 0 | 0 | 0 | 1 | 11 | 18 | 9.00 | 2.000 | | | | | | | | |
| Chris Resop, R ERA: 2.7 | 1.0 | | 5 | 1 | 0 | 0 | 0 | 1 | 0 | 0 | 0 | 0 | 0 | 7 | 16 | 0.00 | 2.000 | | | | | | | | |
| Matt Herges, R ERA: 4.11 | 1.0 | | 4 | 1 | 0 | 0 | 1 | 0 | 0 | 0 | 0 | 0 | 0 | 13 | 22 | 0.00 | 1.000 | | | | | | | | |

| Batter | 1 | 2 | 3 | 4 | 5 | 6 | 7 | 8 | 9 | AB | R | H | RBI | BB | SO | LOB | TOP | | | |
|---|---|----------------------------------|------------------------------|----------------------------------|------------------------------|----------------------------------|------------------------------|----------------------------------|-------------------------------|----------------------------------|-------------------------------|----------------------------------|-------------------------------|----------------------------------|------------------------------|----------------------------------|---|-----------------------------------|------------------------------------|-------------------------|
| 7 José Reyes, S OBP: 0.344, SLG: 0.456 | 1-0 16 CS 1B | 0-0 P4 | | | 3-1 F8 | 2-2 SAFE F9 | | 3-2 G3 | | 5 | 0 | 1 | 0 | 0 | 0 | 2 | New York Mets @ Atlanta Braves Turner Field, Atlanta, GA Sat Jul 29 2006, 1:20 PM EDT Att: 49,047 - Cloudy - 87 F | | | |
| 16 Paul Lo Duca, R OBP: 0.363, SLG: 0.418 Chad Bradford, R | 3-1 15 HR 1B | | 2-2 15 G3-6 1B | | 0-0 2B | 4-0 15 HR BB | | 0-1 1B | | 4 | 2 | 4 | 0 | 1 | 0 | 0 | | | | |
| 15 Carlos Beltrán, S OBP: 0.386, SLG: 0.616 | 2-0 1-H HR | | 0-1 G3-6-1 1B | | 1-1 F9 | 0-1 1-H 2-H HR | | 2-0 F8 | | 5 | 2 | 2 | 5 | 0 | 0 | 3 | | | | |
| 21 Carlos Delgado, L OBP: 0.347, SLG: 0.517 Julio Franco, R OBP: 0.345, SLG: 0.396 | 1-2 G3 | | 3-2 5 F 5 S HBP | | | G3 | | 0-2 1B | | 1 | 0 | 0 | 0 | 0 | 0 | 0 | | | | |
| 5 David Wright, R OBP: 0.387, SLG: 0.563 Chris Woodward, R OBP: 0.315, SLG: 0.357 | 3-2 G5-3 | | 3-1 G5-3 | | | G5-3 | | 3-3 K | | 4 | 1 | 0 | 0 | 1 | 1 | 4 | | | | |
| Cliff Floyd, L OBP: 0.340, SLG: 0.432 | | 1-1 G5-3 | | 0-0 P4 | | 2-2 22 WP 10 1B | | 2-1 22 PB 10 G6-4-3 2B | | 5 | 2 | 2 | 0 | 0 | 1 | 0 | | | | |
| 22 Jose Valentin, S OBP: 0.336, SLG: 0.517 | 1-0 10 3B 1B | | 2-3 K | | 4-0 10 1B 26 1B IBB | | 0-3 K | | 4-1 10 G6-4-3 BB | 3 | 2 | 1 | 0 | 2 | 2 | 0 | | | | |
| 10 Endy Chavez, L OBP: 0.330, SLG: 0.429 | 2-0 1-H 3B | | 2-3 K | | 0-0 26 1B | | 4-2 BB | | 0-0 G6-4-3 | 4 | 1 | 2 | 3 | 1 | 1 | 1 | | | | |
| 26 Orlando Hernandez, R OBP: 0.200, SLG: 0.207 Eli Marrero, R OBP: 0.333, SLG: 0.456 | 0-2 G2-3 | | | | 0-0 G5-3 | | 0-1 15 HR 1B | | 2-3 K | 4 | 1 | 1 | 2 | 0 | 0 | 2 | | | | |
| Inning Stats | R: 2 E: 0 K: 0 S: 11 | H: 3 LOB: 0 BB: 0 P: 20 | R: 1 E: 0 K: 0 S: 8 | H: 2 LOB: 1 BB: 0 P: 12 | R: 0 E: 0 K: 2 S: 9 | H: 0 LOB: 0 BB: 0 P: 11 | R: 0 E: 0 K: 0 S: 6 | H: 1 LOB: 1 BB: 0 P: 10 | R: 7 E: 0 K: 0 S: 27 | H: 5 LOB: 1 BB: 3 P: 46 | R: 0 E: 0 K: 2 S: 12 | H: 0 LOB: 1 BB: 1 P: 18 | R: 0 E: 0 K: 1 S: 17 | H: 2 LOB: 2 BB: 0 P: 25 | R: 1 E: 0 K: 1 S: 7 | H: 1 LOB: 0 BB: 1 P: 15 | | 1B: 10 2B: 2 3B: 1 HR: 2 | SF: 0 SAC: 0 DP: 2 HBP: 1 | WP: 1 PB: 1 CS: 1 |
| PITCHER | IP WLS BF H R ER SO BB IBB HBP BLK WP HR S P ERA WHIP | | | | | | | | | | | | | | | | | | | |
| 15 Tim Hudson, R ERA: 5.25 | (1, 1) 5.2 L 29 10 9 9 2 2 2 1 1 0 1 1 61 107 14.29 2.118 | | | | | | | | | | | | | | | | | | | |
| 54 Chad Paronto, R ERA: 3.03 | (6, 1) 0.1 3 2 1 1 0 0 0 0 0 0 1 7 9 27.00 6.000 | | | | | | | | | | | | | | | | | | | |
| Jorge Sosa, R ERA: 5.46 | (7, 1) 2.0 9 2 0 0 3 1 0 0 0 0 0 29 43 0.00 1.500 | | | | | | | | | | | | | | | | | | | |
| 49 Macay McBride, L ERA: 4.36 | (9, 1) 1.0 4 1 1 0 1 1 0 0 0 0 0 7 15 0.00 2.000 | | | | | | | | | | | | | | | | | | | |

| Batter | 1 | 2 | 3 | 4 | 5 | 6 | 7 | 8 | 9 | AB | R | H | RBI | BB | SO | LOB | BOTTOM | | | | | |
|---|---|----------------------------------|-------------------------------|----------------------------------|------------------------------|----------------------------------|------------------------------|----------------------------------|-------------------------------|----------------------------------|------------------------------|---------------------------------|------------------------------|----------------------------------|-------------------------------|----------------------------------|---|------------------------------|---------------------------------|----------------------------------|------------------------------------|-------------------------|
| Marcus Giles, R OBP: 0.348, SLG: 0.369 | 2-2 11 E 11 FC5 SF9 HBP | 2-2 2-H 3-H 1B | | | 2-2 G3-1 | | | 0-2 FC3-6 1B | | 3 | 1 | 2 | 2 | 0 | 0 | 0 | New York Mets @ Atlanta Braves Turner Field, Atlanta, GA Sat Jul 29 2006, 1:20 PM EDT Att: 49,047 - Cloudy - 87 F | | | | | |
| 11 Edgar Renteria, R OBP: 0.395, SLG: 0.469 Tony Pena Jr., R OBP: 0.182, SLG: 0.100 | 2-2 FC5 SF9 | 0-0 F7 | | | 0-3 K | | | 3-2 FC3-6 | | 3 | 0 | 0 | 0 | 0 | 1 | 2 | | | | | | |
| Adam LaRoche, L OBP: 0.335, SLG: 0.536 49 Macay McBride, L | 0-0 SF9 | | 1-0 G3 | | 0-0 B1-3 | | | 2-3 K | | 3 | 0 | 0 | 1 | 0 | 1 | 1 | | | | | | |
| Andrew Jones, R OBP: 0.349, SLG: 0.524 | 1-2 3-H K | | 3-3 K | | 1-3 K | | | 0-2 P6 | | 4 | 0 | 0 | 0 | 0 | 3 | 1 | | | | | | |
| 16 Brian McCann, L OBP: 0.389, SLG: 0.536 Jorge Sosa, R OBP: 0.227, SLG: 0.600 Scott Thorman, L OBP: 0.284, SLG: 0.507 | 0-0 G4-3 | | 1-0 F8 | | 0-1 G4-3 | | | 0-0 G1-3 2B | | 3 | 0 | 0 | 0 | 0 | 0 | 1 | | | | | | |
| 7 Jeff Francoeur, R OBP: 0.283, SLG: 0.452 | | 1-3 K | | 1-2 F7 | | | 0-0 P3 | | 1-0 G1-3 | 4 | 0 | 0 | 0 | 0 | 1 | 1 | | | | | | |
| Ryan Langerhans, L OBP: 0.333, SLG: 0.385 | | 2-1 15 SH3-4 4 E 1B | | 1-1 G4-3 | | | 1-3 K | | 1-0 G4-3 | 4 | 1 | 1 | 0 | 0 | 1 | 1 | | | | | | |
| 4 Pete Orr, L OBP: 0.213, SLG: 0.287 | 1-2 FC6 15 SH3-4 1B | | 1-1 L7 | | 3-2 F8 | | | | | 3 | 1 | 0 | 0 | 0 | 0 | 1 | | | | | | |
| 15 Tim Hudson, R OBP: 0.140, SLG: 0.098 54 Chad Paronto, R Todd Pratt, R OBP: 0.259, SLG: 0.314 | 0-2 SH3-4 | | 0-2 F8 | | | | | 2-2 G5-3 | | 1 | 0 | 0 | 0 | 0 | 0 | 0 | | | | | | |
| Inning Stats | R: 1 E: 1 K: 1 S: 10 | H: 0 LOB: 1 BB: 0 P: 17 | R: 2 E: 1 K: 1 S: 16 | H: 2 LOB: 1 BB: 0 P: 22 | R: 0 E: 0 K: 1 S: 6 | H: 0 LOB: 0 BB: 0 P: 11 | R: 0 E: 0 K: 0 S: 7 | H: 0 LOB: 0 BB: 0 P: 10 | R: 0 E: 0 K: 1 S: 10 | H: 0 LOB: 0 BB: 0 P: 12 | R: 0 E: 0 K: 1 S: 6 | H: 0 LOB: 0 BB: 0 P: 7 | R: 0 E: 0 K: 1 S: 7 | H: 0 LOB: 0 BB: 0 P: 11 | R: 0 E: 0 K: 1 S: 16 | H: 1 LOB: 1 BB: 0 P: 23 | | R: 0 E: 0 K: 0 S: 6 | H: 1 LOB: 1 BB: 0 P: 8 | 1B: 3 2B: 1 3B: 0 HR: 0 | SF: 1 SAC: 1 DP: 0 HBP: 1 | WP: 0 PB: 0 CS: 0 |
| PITCHER | IP WLS BF H R ER SO BB IBB HBP BLK WP HR S P ERA WHIP | | | | | | | | | | | | | | | | | | | | | |
| 26 Orlando Hernandez, R ERA: 5.0 | (1, 1) 8.0 W 30 3 3 0 1 0 0 0 0 0 6 8 0.00 0.375 | | | | | | | | | | | | | | | | | | | | | |
| Chad Bradford, R ERA: 3.46 | (9, 1) 1.0 4 1 0 0 0 0 0 0 0 0 0 6 8 0.00 1.000 | | | | | | | | | | | | | | | | | | | | | |

| Batter | 1 | 2 | 3 | 4 | 5 | 6 | 7 | 8 | 9 | AB | R | H | RBI | BB | SO | LOB | TOP | | | | | |
|--|--------------------------------------|----------------------------------|--------------------------------------|---------------------------------|--------------------------------------|----------------------------------|---------------------------------------|----------------------------------|---------------------------------------|----------------------------------|--------------------------------------|---------------------------------|--------------------------------------|----------------------------------|---------------------------------------|----------------------------------|--------------------------------------|---------------------------------|----------------------------------|------------------------------------|----------------------------------|--------|
| 14 Willy Aybar, S (1,5) OBP: 0.363, SLG: 0.413 | G5-3 | | L3 | | | | P5 | | F7 | 4 | 0 | 0 | 0 | 1 | 0 | 0 | | | | | | |
| Marcus Giles, R (1,4) OBP: 0.353, SLG: 0.384 | K | | | | | | | | G6-3 | 5 | 1 | 3 | 1 | 0 | 1 | 0 | | | | | | |
| 11 Edgar Renteria, R (1,6) OBP: 0.391, SLG: 0.465 | K | | | | | | | | P3 | 5 | 0 | 0 | 0 | 0 | 2 | 4 | | | | | | |
| Andruw Jones, R (1,8) OBP: 0.351, SLG: 0.518 | | | | | | | | | | 3 | 0 | 0 | 0 | 1 | 3 | 3 | | | | | | |
| 16 Brian McCann, L (1,2) OBP: 0.395, SLG: 0.542 | | | | | | | | | | 4 | 0 | 2 | 1 | 0 | 0 | 1 | | | | | | |
| 7 Jeff Francoeur, R (1,9) OBP: 0.286, SLG: 0.453 | | | | | | | | | | 3 | 0 | 1 | 0 | 1 | 2 | 0 | | | | | | |
| Adam LaRoche, L (1,3) OBP: 0.338, SLG: 0.551 | | | | | | | | | | 4 | 2 | 2 | 2 | 0 | 0 | 4 | | | | | | |
| Scott Thorman, L (1,7) OBP: 0.286, SLG: 0.500 | | | | | | | | | | 3 | 1 | 1 | 0 | 0 | 0 | 0 | | | | | | |
| Ryan Langerhans, L (6,7) OBP: 0.336, SLG: 0.385 | | | | | | | | | | 0 | 0 | 0 | 0 | 1 | 0 | 0 | | | | | | |
| 29 John Smoltz, R (1,1) OBP: 0.205, SLG: 0.238 | | | | | | | | | | 2 | 0 | 0 | 0 | 0 | 2 | 0 | | | | | | |
| 4 Pete Orr, L (8,PH) OBP: 0.209, SLG: 0.281 | | | | | | | | | | 1 | 0 | 0 | 0 | 0 | 0 | 3 | | | | | | |
| Danys Baez, R (8,1) | | | | | | | | | | 0 | 0 | 0 | 0 | 0 | 0 | 0 | | | | | | |
| 28 Bob Wickman, R (9,1) | | | | | | | | | | 0 | 0 | 0 | 0 | 0 | 0 | 0 | | | | | | |
| Inning Stats | R: 0 H: 0 E: 0 K: 2 S: 9 | H: 0 LOB: 0 BB: 0 P: 15 | R: 0 H: 0 E: 0 K: 2 S: 7 | H: 0 LOB: 0 BB: 0 P: 9 | R: 1 H: 1 E: 0 K: 1 S: 8 | H: 1 LOB: 0 BB: 0 P: 13 | R: 1 H: 3 E: 0 K: 2 S: 12 | H: 3 LOB: 2 BB: 1 P: 16 | R: 1 H: 2 E: 0 K: 1 S: 12 | H: 2 LOB: 2 BB: 0 P: 20 | R: 1 H: 2 E: 0 K: 1 S: 7 | H: 2 LOB: 0 BB: 0 P: 9 | R: 0 H: 1 E: 0 K: 1 S: 8 | H: 1 LOB: 1 BB: 0 P: 12 | R: 0 H: 0 E: 0 K: 0 S: 12 | H: 0 LOB: 3 BB: 3 P: 28 | R: 0 H: 0 E: 0 K: 0 S: 7 | H: 0 LOB: 0 BB: 0 P: 8 | 1B: 3 2B: 4 3B: 0 HR: 2 | SF: 0 SAC: 1 DP: 0 HBP: 0 | WP: 0 PB: 0 SB: 1 CS: 0 | PA: 39 |
| PITCHER | IP | WLS | BF | H | R | ER | SO | BB | IBB | HBP | BLK | WP | HR | S | P | ERA | WHIP | | | | | |
| 45 Ian Snell, R (1,1) ERA: 4.66 | 7.0 | L | 30 | 9 | 4 | 4 | 10 | 1 | 0 | 0 | 0 | 0 | 2 | 63 | 94 | 5.14 | 1.429 | | | | | |
| 44 Josh Sharpless, R (8,1) | 1.0 | | 6 | 0 | 0 | 0 | 0 | 3 | 0 | 0 | 0 | 0 | 0 | 12 | 28 | 0.00 | 3.000 | | | | | |
| 55 Matt Capps, R (9,1) ERA: 3.26 | 1.0 | | 3 | 0 | 0 | 0 | 0 | 0 | 0 | 0 | 0 | 0 | 0 | 7 | 8 | 0.00 | 0.000 | | | | | |

Atlanta Braves @ Pittsburgh Pirates
PNC Park, Pittsburgh, PA
Tue Aug 01 2006, 7:05 PM EDT
Att: 22,145 - Partly Cloudy - 86 F

| | |
|-----|----|
| AB | 34 |
| R | 4 |
| H | 9 |
| RBI | 4 |
| BB | 4 |
| SO | 10 |
| LOB | 15 |



| Batter | 1 | 2 | 3 | 4 | 5 | 6 | 7 | 8 | 9 | AB | R | H | RBI | BB | SO | LOB | BOTTOM | | | | | |
|--|--------------------------------------|----------------------------------|--------------------------------------|----------------------------------|--------------------------------------|----------------------------------|---------------------------------------|----------------------------------|--------------------------------------|---------------------------------|---------------------------------------|----------------------------------|---------------------------------------|----------------------------------|--------------------------------------|----------------------------------|---------------------------------------|----------------------------------|----------------------------------|------------------------------------|----------------------------------|--------|
| 6 Chris Duffy, L (1,8) OBP: 0.245, SLG: 0.265 | G3 | | K | | | | | | | 4 | 0 | 0 | 0 | 0 | 2 | 0 | | | | | | |
| 2 Jack Wilson, R (1,6) OBP: 0.312, SLG: 0.389 | | | | | | | | | | 4 | 0 | 2 | 0 | 0 | 0 | 0 | | | | | | |
| 12 Freddy Sanchez, R (1,5) OBP: 0.380, SLG: 0.493 | | | | | | | | | | 4 | 1 | 1 | 0 | 0 | 0 | 2 | | | | | | |
| Jason Bay, R (1,7) OBP: 0.408, SLG: 0.545 | | | | | | | | | | 4 | 1 | 1 | 0 | 0 | 2 | 3 | | | | | | |
| Jeremy Burnitz, L (1,9) OBP: 0.288, SLG: 0.449 | | | | | | | | | | 4 | 0 | 1 | 1 | 0 | 2 | 1 | | | | | | |
| Xavier Nady, R (1,3) OBP: 0.325, SLG: 0.483 | | | | | | | | | | 4 | 0 | 1 | 0 | 0 | 0 | 2 | | | | | | |
| Jose Castillo, R (1,4) OBP: 0.327, SLG: 0.428 | | | | | | | | | | 4 | 0 | 1 | 0 | 0 | 0 | 1 | | | | | | |
| 26 Ronny Paulino, R (1,2) OBP: 0.361, SLG: 0.388 | | | | | | | | | | 4 | 0 | 1 | 1 | 0 | 0 | 2 | | | | | | |
| 13 Nate McLouth, L (9,PR) OBP: 0.295, SLG: 0.367 | | | | | | | | | | 0 | 0 | 0 | 0 | 0 | 0 | 0 | | | | | | |
| 45 Ian Snell, R (1,1) OBP: 0.088, SLG: 0.031 | | | | | | | | | | 2 | 0 | 0 | 0 | 0 | 1 | 0 | | | | | | |
| Joe Randa, R (7,PH) OBP: 0.342, SLG: 0.406 | | | | | | | | | | 1 | 0 | 0 | 0 | 0 | 0 | 2 | | | | | | |
| 44 Josh Sharpless, R (8,1) | | | | | | | | | | 0 | 0 | 0 | 0 | 0 | 0 | 0 | | | | | | |
| 55 Matt Capps, R (9,1) | | | | | | | | | | 0 | 0 | 0 | 0 | 0 | 0 | 0 | | | | | | |
| José Hernández, R (9,PH) OBP: 0.307, SLG: 0.358 | | | | | | | | | | 1 | 0 | 0 | 0 | 0 | 1 | 2 | | | | | | |
| Inning Stats | R: 0 H: 1 E: 0 K: 0 S: 8 | H: 0 LOB: 0 BB: 0 P: 11 | R: 0 H: 0 E: 0 K: 1 S: 9 | H: 0 LOB: 0 BB: 0 P: 12 | R: 0 H: 0 E: 0 K: 2 S: 9 | H: 0 LOB: 0 BB: 0 P: 11 | R: 1 H: 2 E: 0 K: 1 S: 13 | H: 2 LOB: 1 BB: 0 P: 22 | R: 0 H: 0 E: 0 K: 1 S: 6 | H: 0 LOB: 0 BB: 0 P: 8 | R: 0 H: 1 E: 0 K: 1 S: 13 | H: 1 LOB: 1 BB: 0 P: 19 | R: 0 H: 2 E: 0 K: 1 S: 11 | H: 2 LOB: 2 BB: 0 P: 16 | R: 0 H: 0 E: 0 K: 1 S: 8 | H: 0 LOB: 0 BB: 0 P: 12 | R: 1 H: 2 E: 1 K: 1 S: 15 | H: 2 LOB: 2 BB: 0 P: 20 | 1B: 5 2B: 3 3B: 0 HR: 0 | SF: 0 SAC: 0 DP: 0 HBP: 0 | WP: 0 PB: 0 SB: 0 CS: 0 | PA: 36 |
| PITCHER | IP | WLS | BF | H | R | ER | SO | BB | IBB | HBP | BLK | WP | HR | S | P | ERA | WHIP | | | | | |
| 29 John Smoltz, R (1,1) ERA: 3.45 | 7.0 | W | 27 | 6 | 1 | 1 | 6 | 0 | 0 | 0 | 0 | 0 | 0 | 69 | 99 | 1.29 | 0.857 | | | | | |
| Danys Baez, R (8,1) | 1.0 | H | 3 | 0 | 0 | 0 | 1 | 0 | 0 | 0 | 0 | 0 | 0 | 8 | 12 | 0.00 | 0.000 | | | | | |
| 28 Bob Wickman, R (9,1) ERA: 3.66 | 1.0 | S | 6 | 2 | 1 | 0 | 1 | 0 | 0 | 0 | 0 | 0 | 0 | 15 | 20 | 0.00 | 2.000 | | | | | |

Atlanta Braves @ Pittsburgh Pirates
PNC Park, Pittsburgh, PA
Tue Aug 01 2006, 7:05 PM EDT
Att: 22,145 - Partly Cloudy - 86 F

| | |
|-----|----|
| AB | 36 |
| R | 2 |
| H | 8 |
| RBI | 2 |
| BB | 0 |
| SO | 8 |
| LOB | 15 |



| Batter | 1 | 2 | 3 | 4 | 5 | 6 | 7 | 8 | 9 | AB | R | H | RBI | BB | SO | LOB | TOP | | | | | | | | |
|--|-------------------------------|----------------------------------|------------------------------|----------------------------------|------------------------------|---------------------------------|------------------------------|---------------------------------|-------------------------------|----------------------------------|------------------------------|---------------------------------|------------------------------|----------------------------------|------------------------------|---------------------------------|---|---------------------------------|----------------------------------|------------------------------------|----------------------------------|--------|--|--|--|
| 14 Willy Aybar, S OBP: 0.366, SLG: 0.411 | L8 | | G6-4-3 1B | | BB | | | E7 1B 11 SF9 | | 3 | 1 | 1 | 0 | 1 | 0 | 0 | Atlanta Braves @ Pittsburgh Pirates PNC Park, Pittsburgh, PA Wed Aug 02 2006, 7:05 PM EDT Att: 21,064 - Clear - 86 F | | | | | | | | |
| Marcus Giles, R OBP: 0.352, SLG: 0.382 | F9 | | G6-4-3 | | K | | | FC6-4 1B | | 4 | 0 | 1 | 0 | 0 | 1 | 3 | | | | | | | | | |
| 11 Edgar Renteria, R OBP: 0.390, SLG: 0.464 | BB 1B | | | G5-3 | | G5-3 | | SF9 | | 3 | 0 | 1 | 1 | 0 | 0 | 0 | | | | | | | | | |
| Andruw Jones, R OBP: 0.350, SLG: 0.514 | BB 1-2 | | | F8 | | G6-3 | | FC6-4 | | 3 | 0 | 0 | 0 | 1 | 0 | 1 | | | | | | | | | |
| 7 Jeff Francoeur, R OBP: 0.284, SLG: 0.449 | K | | | P3 | | P4 | | F8 | | 4 | 0 | 0 | 0 | 0 | 1 | 3 | | | | | | | | | |
| 23 Matt Diaz, R OBP: 0.343, SLG: 0.451 | | | K | | | G4-3 | | HR | | 4 | 1 | 1 | 1 | 0 | 1 | 0 | | | | | | | | | |
| Ryan Langerhans, L OBP: 0.336, SLG: 0.385 | | | | | | | | | | 0 | 0 | 0 | 0 | 0 | 0 | 0 | | | | | | | | | |
| Adam LaRoche, L OBP: 0.339, SLG: 0.454 | | | G3 | | | 2B | | L7 | | 2 | 1 | 1 | 0 | 0 | 0 | 0 | | | | | | | | | |
| Scott Thorman, L OBP: 0.278, SLG: 0.487 | | | | | | | | | | 2 | 0 | 0 | 0 | 0 | 0 | 0 | | | | | | | | | |
| Todd Pratt, R OBP: 0.256, SLG: 0.318 | | | K | | | | | G6-3 | | 4 | 0 | 1 | 1 | 0 | 1 | 0 | | | | | | | | | |
| Horacio Ramirez, L OBP: 0.160, SLG: 0.125 | | | | | | | | | | 3 | 0 | 0 | 0 | 0 | 0 | 1 | | | | | | | | | |
| Tyler Yates, R OBP: 0.314, SLG: 0.358 | | | G6-3 | | | G1-3 | | G5-3 | | 0 | 0 | 0 | 0 | 0 | 0 | 0 | | | | | | | | | |
| Danys Baez, R OBP: 0.250, SLG: 0.250 | | | | | | | | | | 0 | 0 | 0 | 0 | 0 | 0 | 0 | | | | | | | | | |
| 28 Bob Wickman, R ERA: 3.55 | | | | | | | | | | 0 | 0 | 0 | 0 | 0 | 0 | 0 | | | | | | | | | |
| Inning Stats | R: 0 E: 0 K: 1 S: 18 | H: 1 LOB: 2 BB: 1 P: 25 | R: 0 E: 0 K: 2 S: 8 | H: 0 LOB: 0 BB: 0 P: 12 | R: 0 E: 0 K: 0 S: 6 | H: 1 LOB: 0 BB: 0 P: 6 | R: 0 E: 0 K: 0 S: 5 | H: 0 LOB: 0 BB: 0 P: 6 | R: 1 E: 0 K: 1 S: 12 | H: 2 LOB: 2 BB: 1 P: 23 | R: 0 E: 0 K: 0 S: 4 | H: 0 LOB: 0 BB: 0 P: 6 | R: 1 E: 0 K: 0 S: 9 | H: 1 LOB: 0 BB: 0 P: 17 | R: 1 E: 1 K: 0 S: 7 | H: 1 LOB: 1 BB: 0 P: 9 | R: 0 E: 0 K: 0 S: 4 | H: 0 LOB: 0 BB: 0 P: 6 | 1B: 3 2B: 2 3B: 0 HR: 1 | SF: 1 SAC: 0 DP: 1 HBP: 0 | WP: 0 PB: 0 SB: 0 CS: 0 | PA: 35 | | | |
| PITCHER | IP | WLS | BF | H | R | ER | SO | BB | IBB | HBP | BLK | WP | HR | S | P | ERA | WHIP | | | | | | | | |
| 28 Paul Maholm, L ERA: 4.83 | 7.0 | | 27 | 5 | 2 | 2 | 4 | 2 | 0 | 0 | 0 | 0 | 1 | 62 | 95 | 2.57 | 1.000 | | | | | | | | |
| 16 Salomon Torres, R ERA: 4.08 | 1.0 | L | 5 | 1 | 1 | 0 | 0 | 0 | 0 | 0 | 0 | 0 | 0 | 7 | 9 | 0.00 | 1.000 | | | | | | | | |
| Damaso Marte, L ERA: 3.08 | 1.0 | | 3 | 0 | 0 | 0 | 0 | 0 | 0 | 0 | 0 | 0 | 0 | 4 | 6 | 0.00 | 0.000 | | | | | | | | |

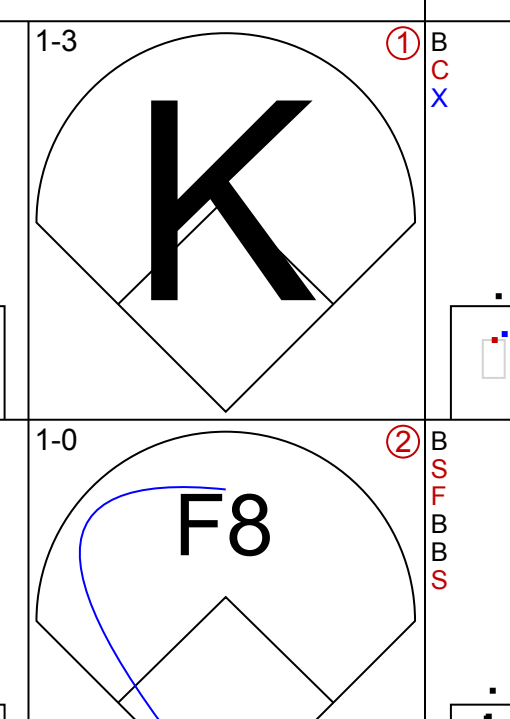
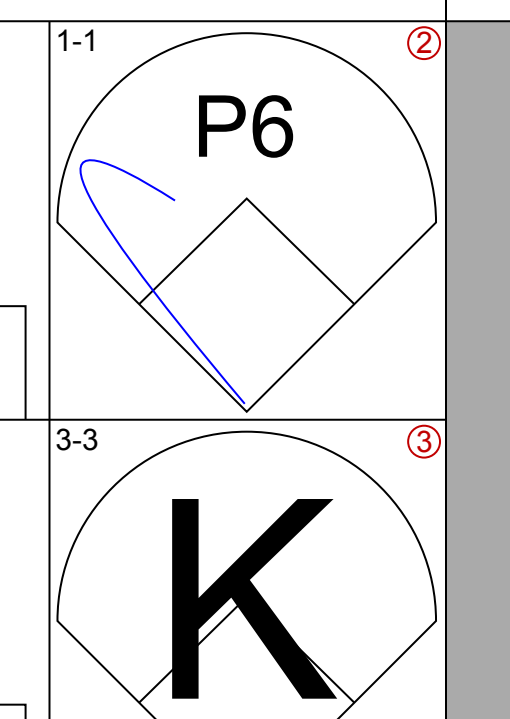
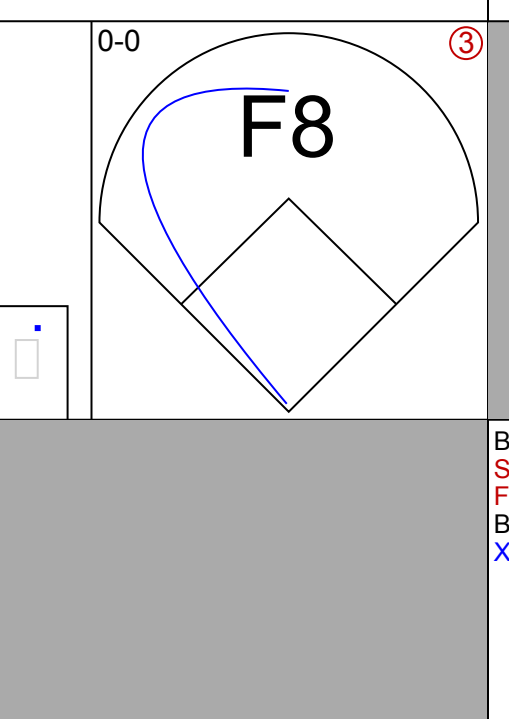
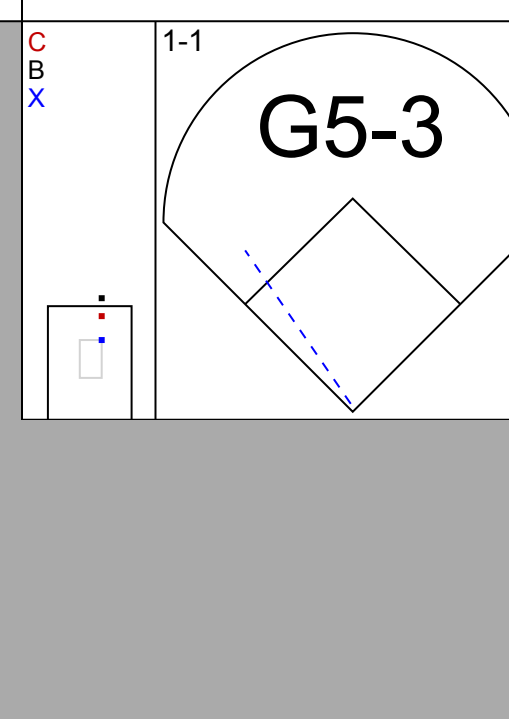
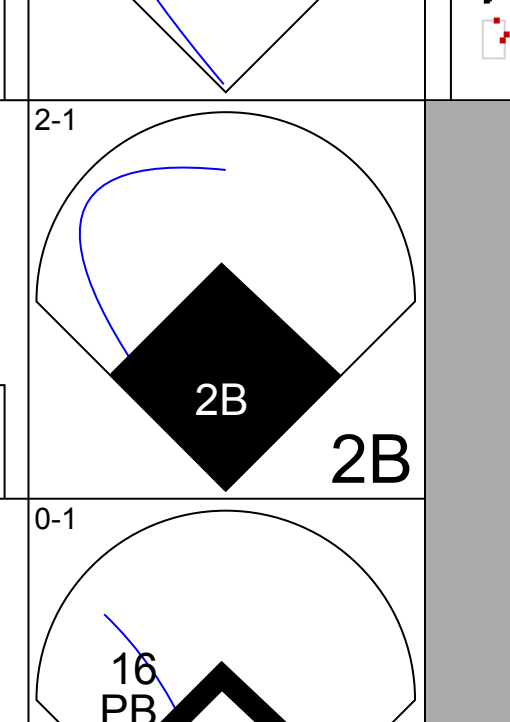
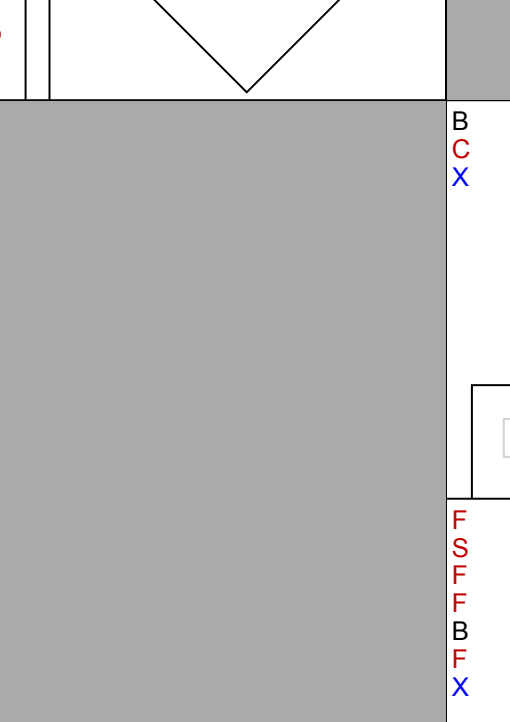
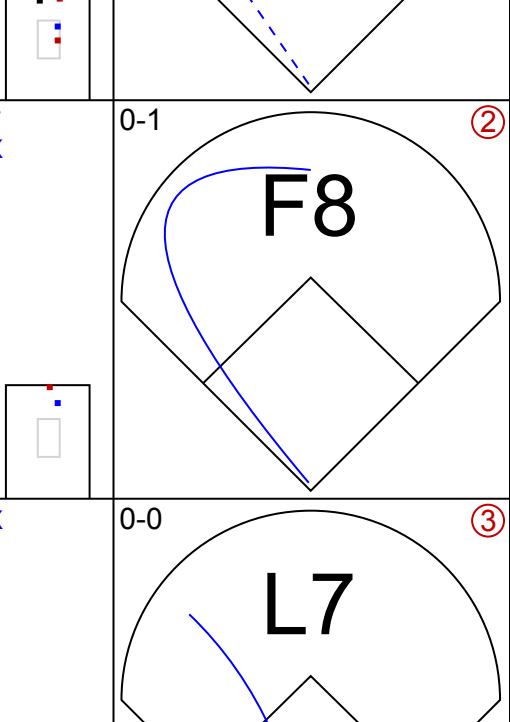
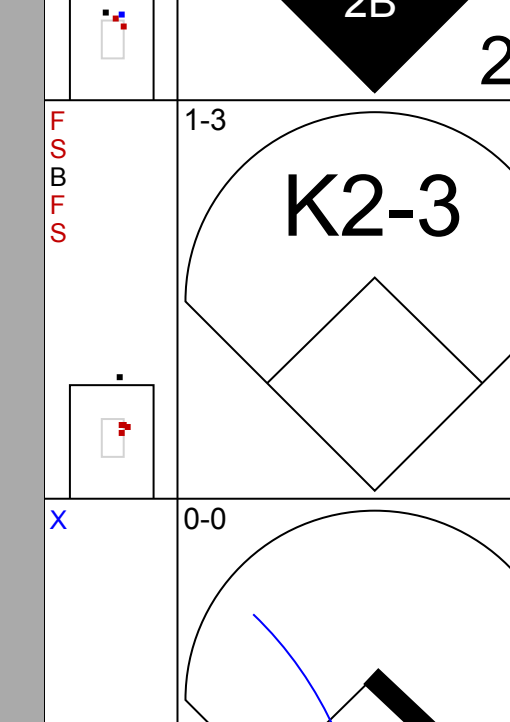
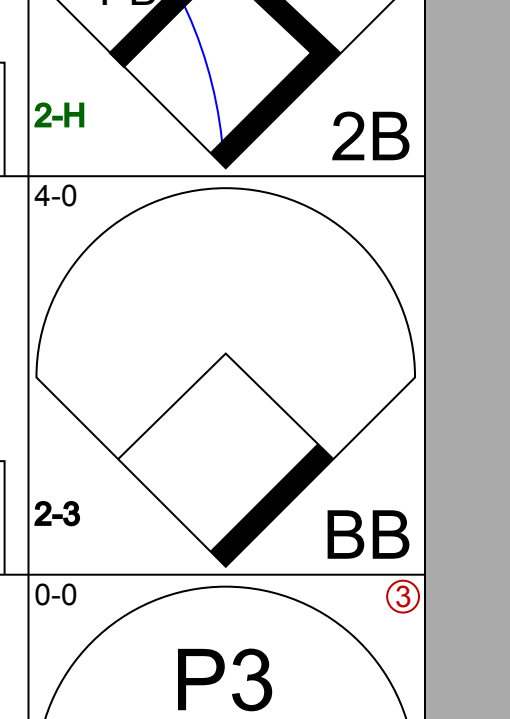
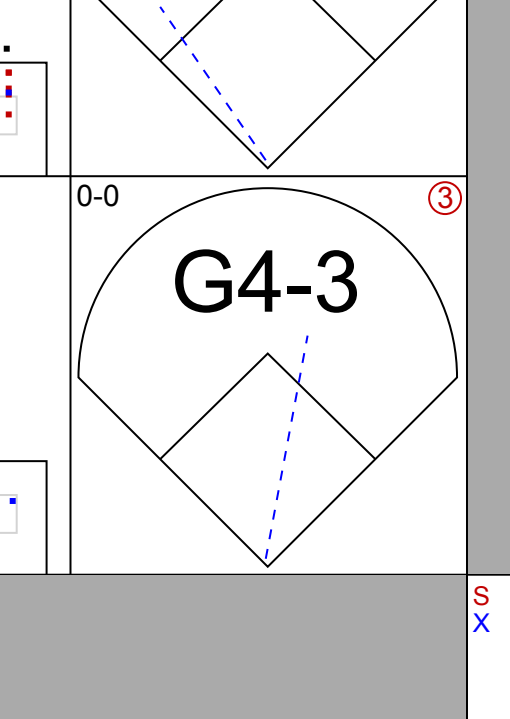
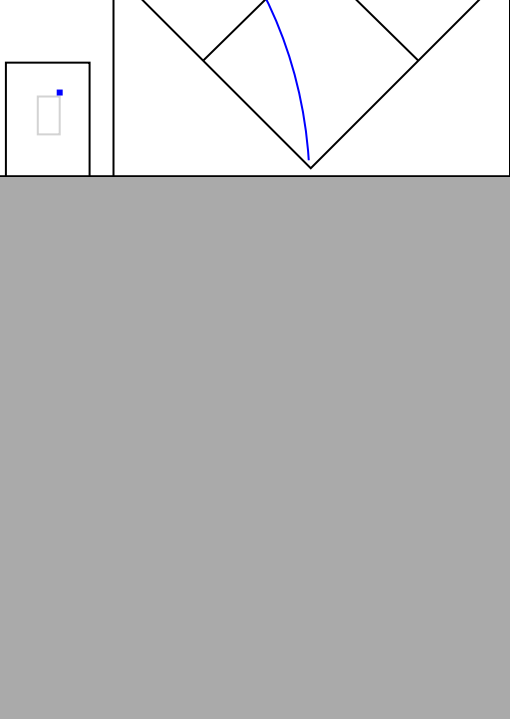
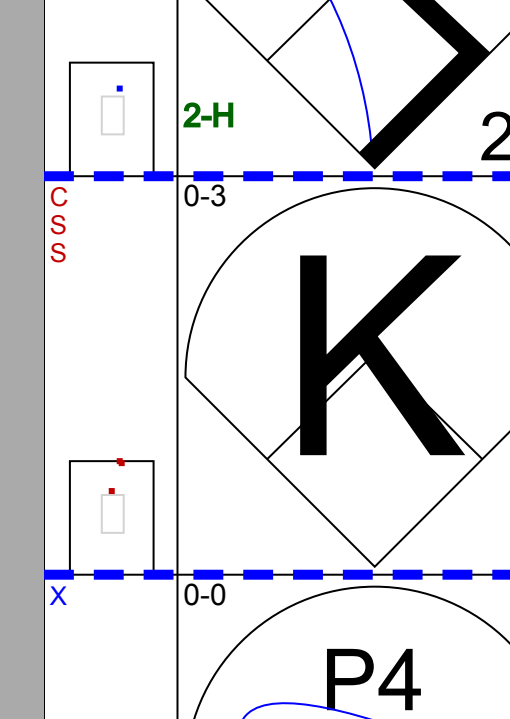
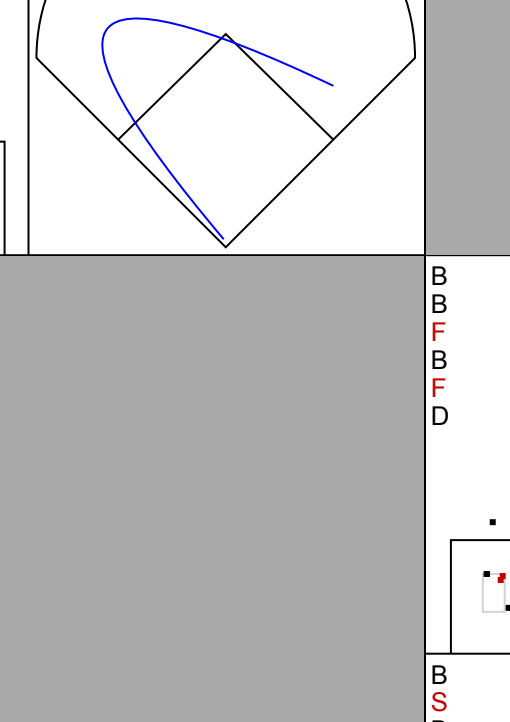
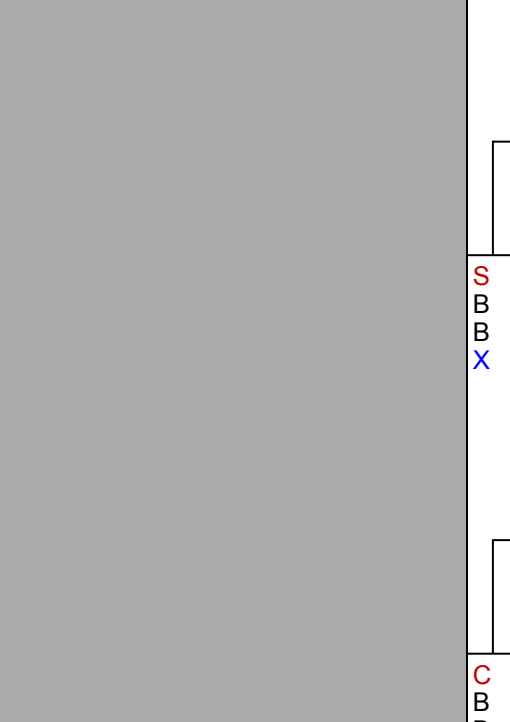

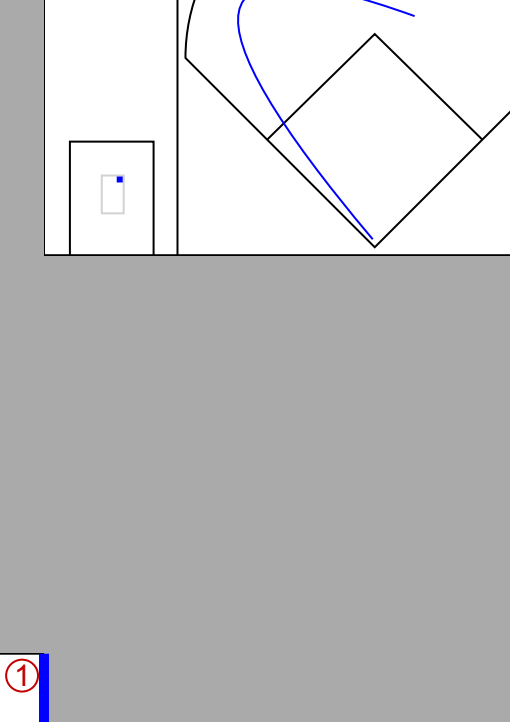
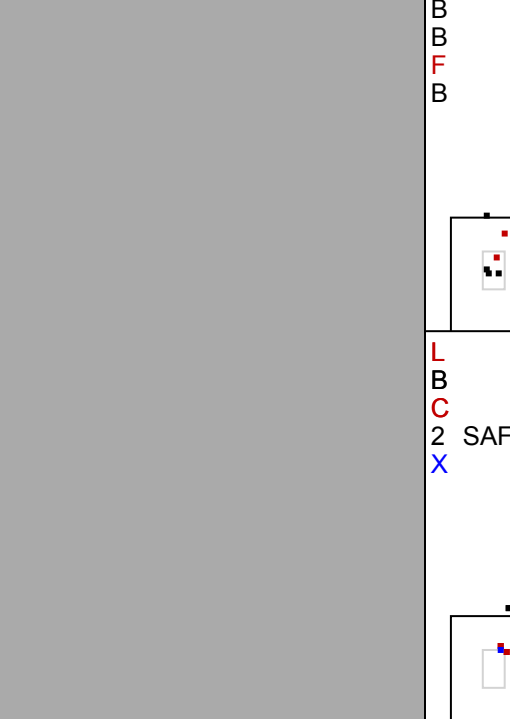


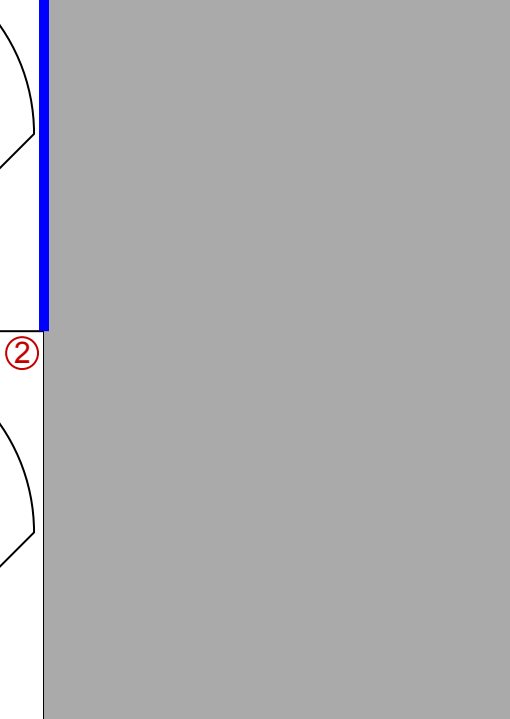
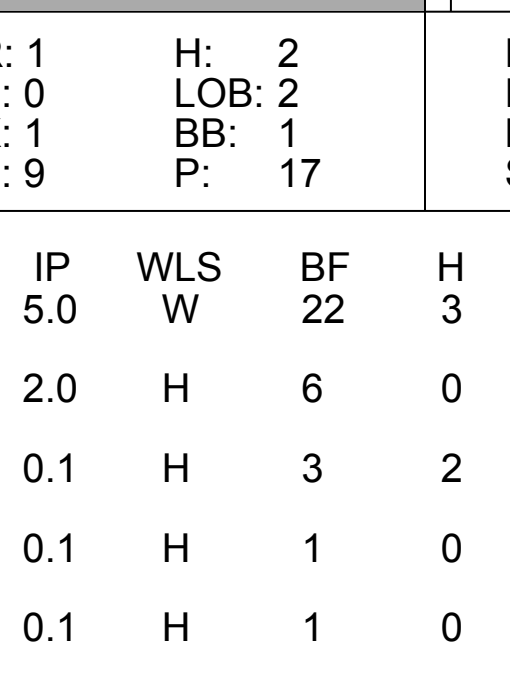
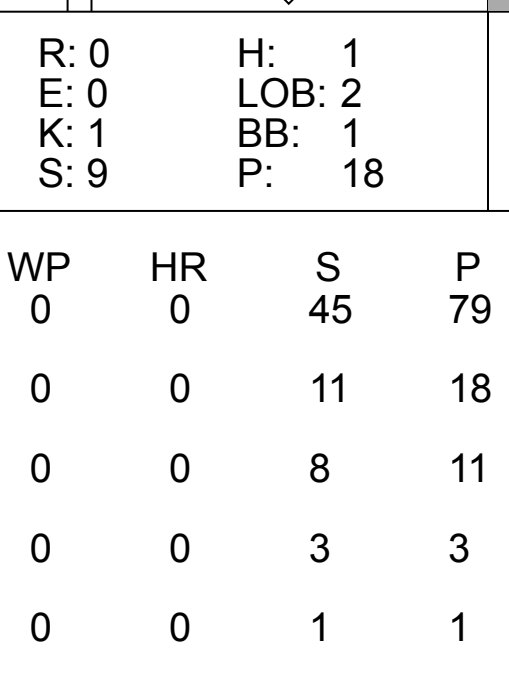
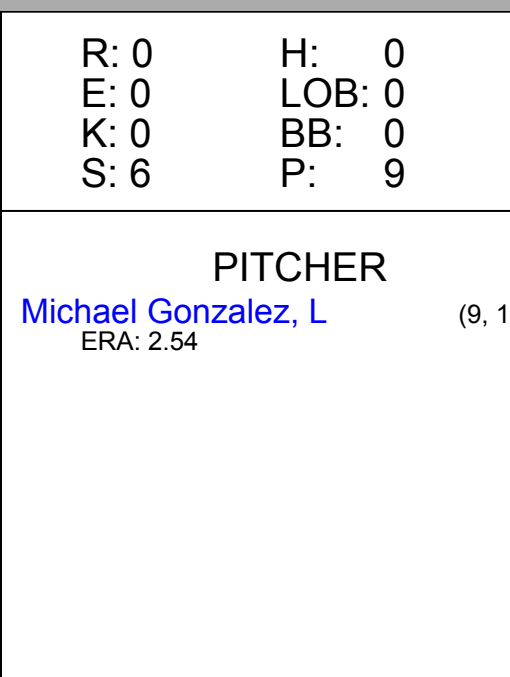
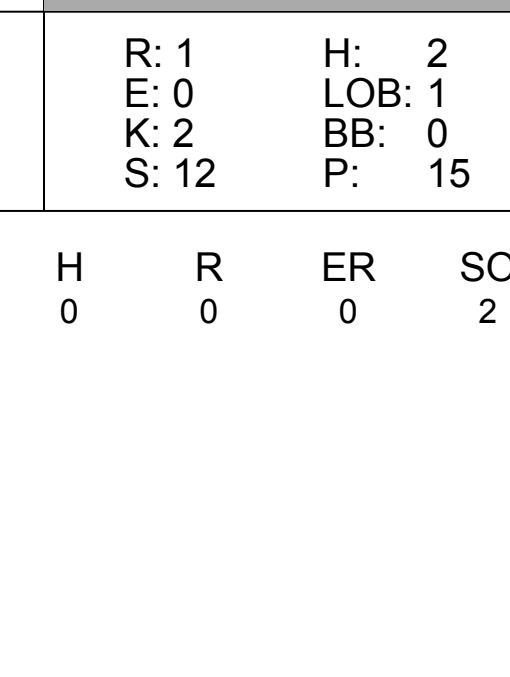
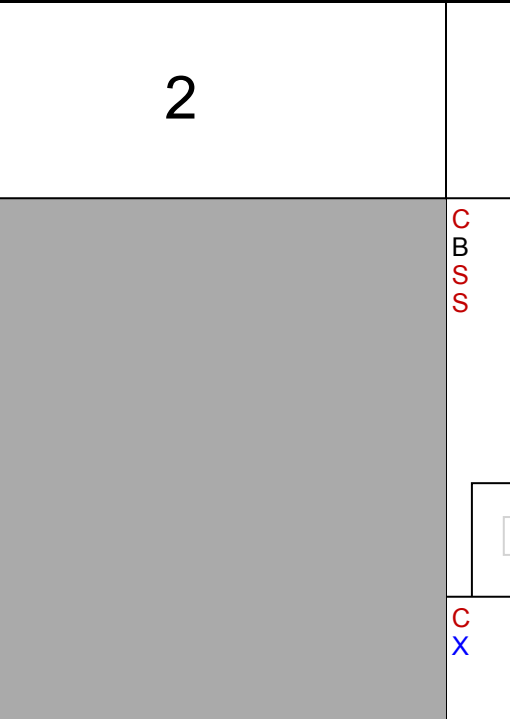


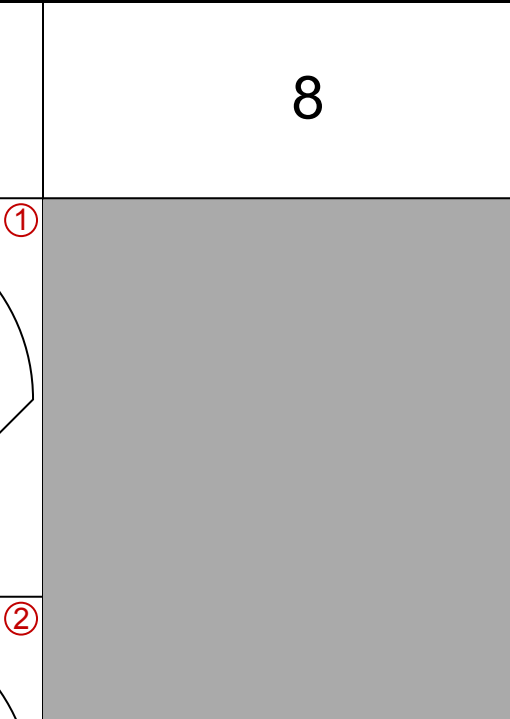
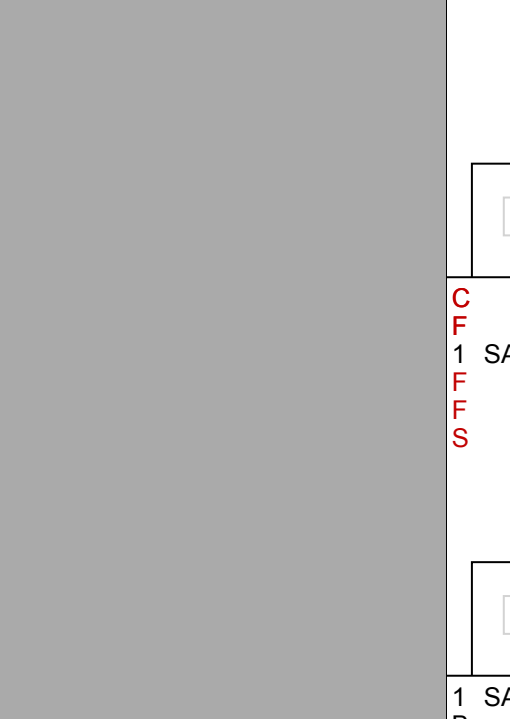

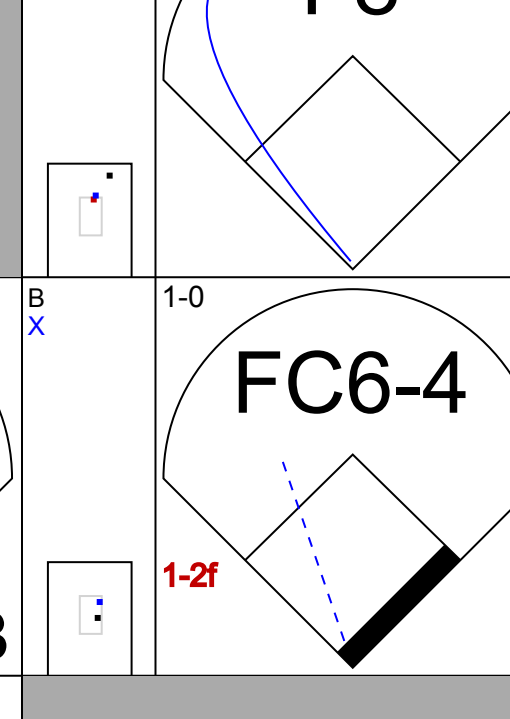
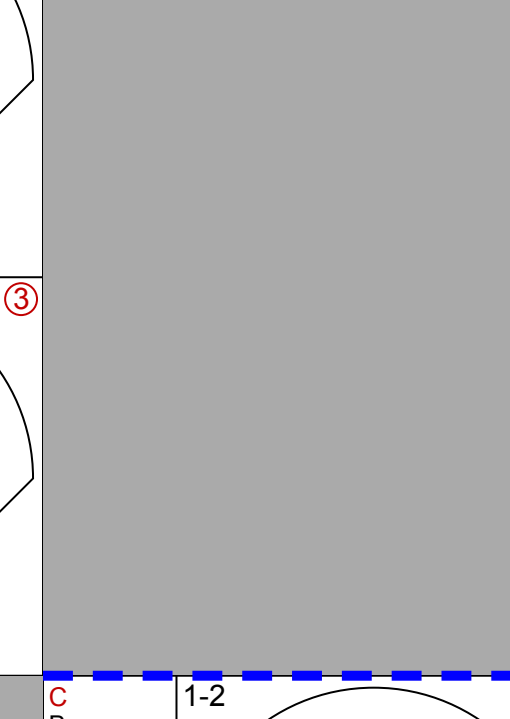
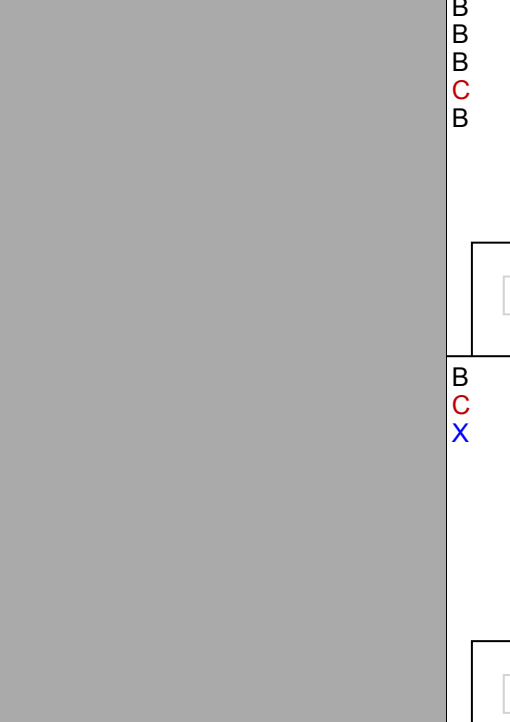


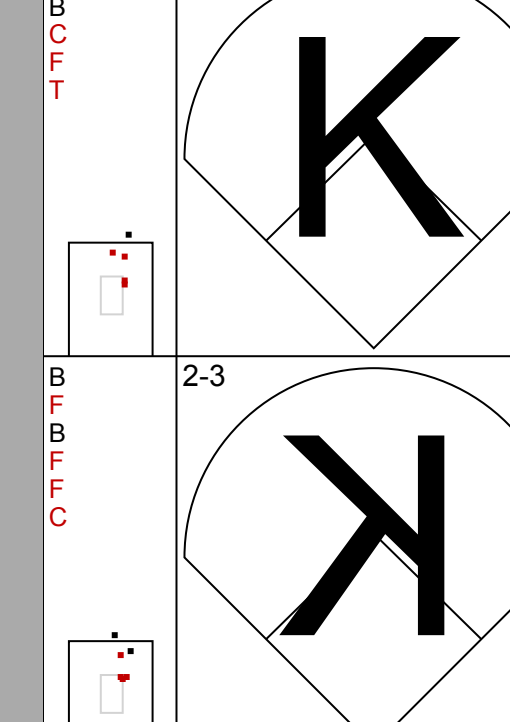
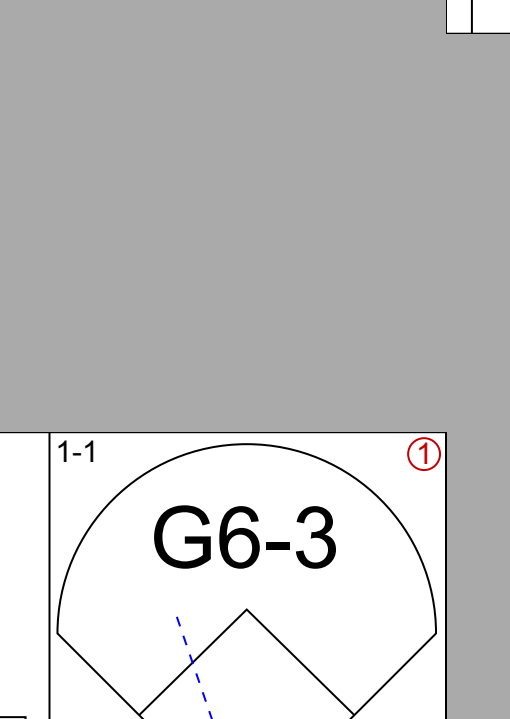
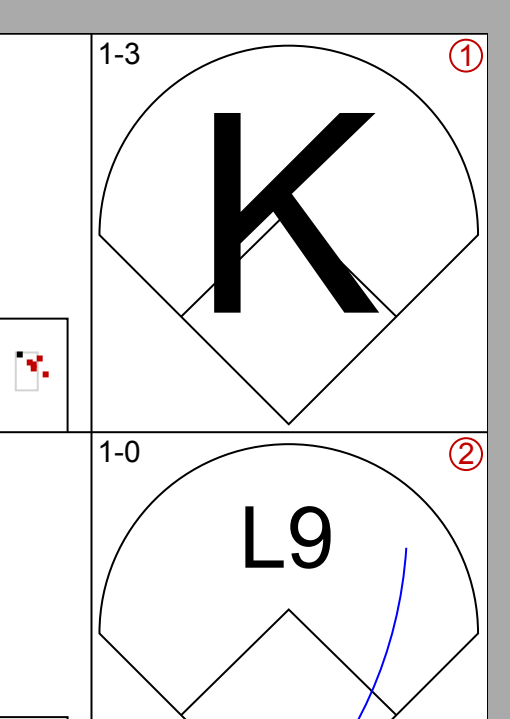
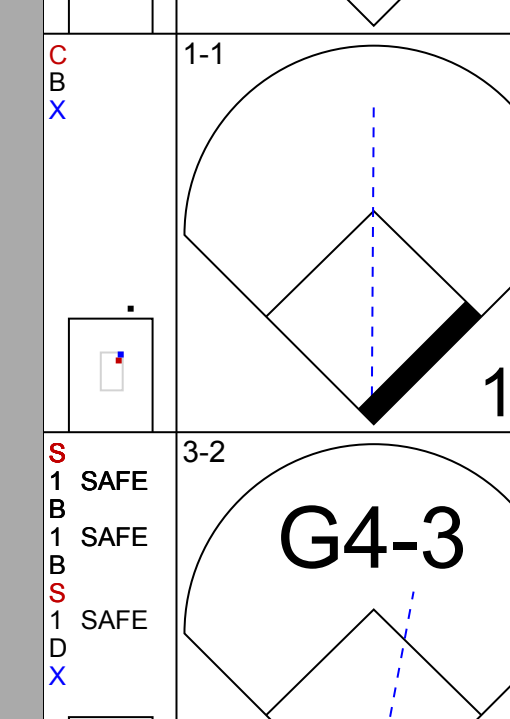
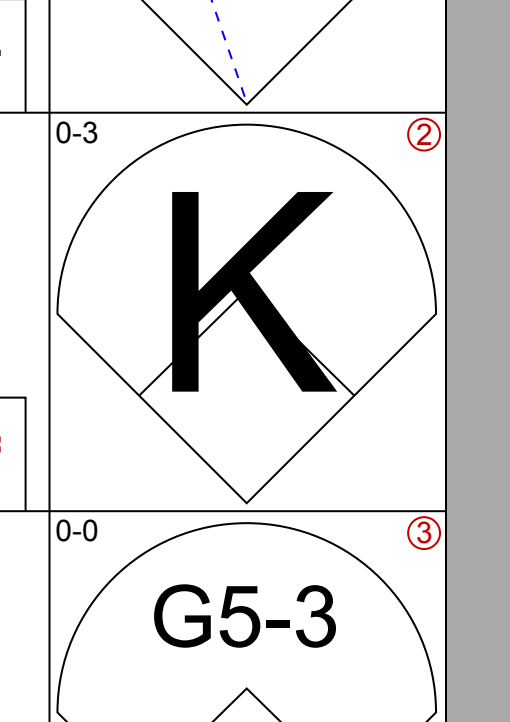
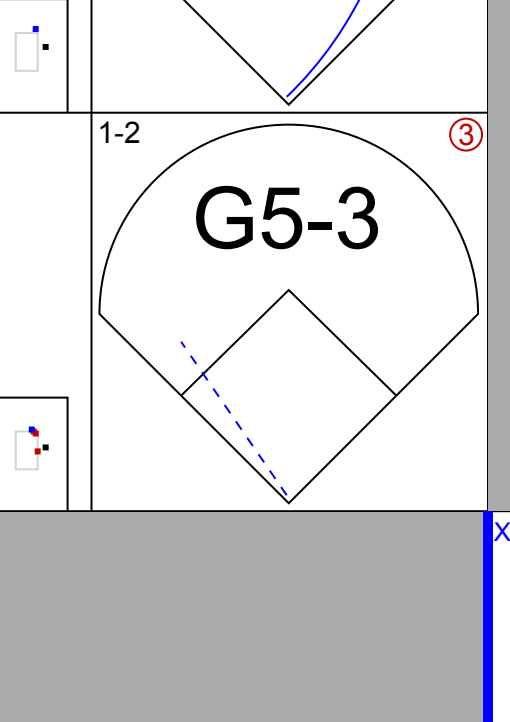
| | |
|-----|----|
| AB | 32 |
| R | 3 |
| H | 6 |
| RBI | 3 |
| BB | 2 |
| SO | 4 |
| LOB | 8 |



| Batter | 1 | 2 | 3 | 4 | 5 | 6 | 7 | 8 | 9 | AB | R | H | RBI | BB | SO | LOB | BOTTOM | | | | | | | | |
|--|------------------------------|---------------------------------|------------------------------|---------------------------------|------------------------------|----------------------------------|-------------------------------|----------------------------------|------------------------------|----------------------------------|-------------------------------|----------------------------------|-------------------------------|----------------------------------|------------------------------|----------------------------------|---|----------------------------------|----------------------------------|------------------------------------|----------------------------------|--------|--|--|--|
| 6 Chris Duffy, L OBP: 0.243, SLG: 0.262 | G3-1 | | | G5-3 | | G3 | | G4-3 | | 5 | 0 | 1 | 0 | 0 | 0 | 0 | Atlanta Braves @ Pittsburgh Pirates PNC Park, Pittsburgh, PA Wed Aug 02 2006, 7:05 PM EDT Att: 21,064 - Clear - 86 F | | | | | | | | |
| 2 Jack Wilson, R OBP: 0.312, SLG: 0.388 | G4-3 | | | K | | G1-3 | | E7 1B | | 4 | 0 | 1 | 1 | 0 | 1 | 0 | | | | | | | | | |
| 12 Freddy Sanchez, R OBP: 0.384, SLG: 0.495 | L8 | | | | | | | | | 3 | 1 | 2 | 0 | 1 | 0 | 0 | | | | | | | | | |
| Jason Bay, R OBP: 0.408, SLG: 0.546 | | | | F8 | | E4 | | F8 | | 3 | 0 | 1 | 1 | 1 | 0 | 3 | | | | | | | | | |
| Xavier Nady, R OBP: 0.324, SLG: 0.478 | | | | | | | | | | 3 | 0 | 0 | 0 | 1 | 0 | 1 | | | | | | | | | |
| José Bautista, R OBP: 0.357, SLG: 0.477 | | | | | | | | | | 4 | 0 | 0 | 0 | 0 | 0 | 3 | | | | | | | | | |
| Jose Castillo, R OBP: 0.324, SLG: 0.423 | | | | G6-3 | | K | | G6-3 | | 4 | 0 | 0 | 0 | 0 | 1 | 0 | | | | | | | | | |
| 26 Ronny Paulino, R OBP: 0.359, SLG: 0.386 | | | | K | | | | G6-3 | | 4 | 0 | 1 | 0 | 0 | 2 | 0 | | | | | | | | | |
| 28 Paul Maholm, L OBP: 0.195, SLG: 0.154 | | | | | | | | | | 2 | 0 | 0 | 0 | 0 | 1 | 1 | | | | | | | | | |
| José Hernández, R OBP: 0.314, SLG: 0.358 | | | | G2-3 | | K | | | | 0 | 1 | 0 | 0 | 1 | 0 | 0 | | | | | | | | | |
| 16 Salomon Torres, R OBP: 0.250, SLG: 0.250 | | | | | | | | | | 0 | 0 | 0 | 0 | 0 | 0 | 0 | | | | | | | | | |
| Damaso Marte, L OBP: 0.250, SLG: 0.250 | | | | | | | | | | 0 | 0 | 0 | 0 | 0 | 0 | 0 | | | | | | | | | |
| Jeromy Burnitz, L OBP: 0.287, SLG: 0.448 | | | | | | | | | | 1 | 0 | 0 | 0 | 0 | 0 | 0 | | | | | | | | | |
| Inning Stats | R: 0 E: 0 K: 0 S: 6 | H: 0 LOB: 0 BB: 0 P: 7 | R: 0 E: 0 K: 0 S: 5 | H: 0 LOB: 0 BB: 0 P: 8 | R: 0 E: 0 K: 1 S: 8 | H: 0 LOB: 0 BB: 0 P: 10 | R: 1 E: 1 K: 1 S: 10 | H: 2 LOB: 1 BB: 0 P: 14 | R: 0 E: 0 K: 2 S: 9 | H: 1 LOB: 1 BB: 0 P: 10 | R: 0 E: 0 K: 0 S: 16 | H: 1 LOB: 3 BB: 2 P: 28 | R: 1 E: 1 K: 0 S: 13 | H: 2 LOB: 3 BB: 2 P: 31 | R: 0 E: 0 K: 0 S: 7 | H: 0 LOB: 0 BB: 0 P: 11 | R: 0 E: 0 K: 1 S: 8 | H: 0 LOB: 0 BB: 0 P: 13 | 1B: 5 2B: 1 3B: 0 HR: 0 | SF: 0 SAC: 0 DP: 0 HBP: 0 | WP: 0 PB: 0 SB: 0 CS: 0 | PA: 37 | | | |
| PITCHER | IP | WLS | BF | H | R | ER | SO | BB | IBB | HBP | BLK | WP | HR | S | P | ERA | WHIP | | | | | | | | |
| Horacio Ramirez, L ERA: 4.35 | 6.2 | | 28 | 5 | 2 | 2 | 4 | 3 | 0 | 0 | 0 | 0 | 0 | 64 | 98 | 2.70 | 1.200 | | | | | | | | |
| Tyler Yates, R ERA: 2.81 | 0.1 | W | 3 | 1 | 0 | 0 | 0 | 0 | 1 | 0 | 0 | 0 | 0 | 3 | 10 | 0.00 | 3.000 | | | | | | | | |
| Danys Baez, R ERA: 4.1 | 1.0 | H | 3 | 0 | 0 | 0 | 0 | 0 | 0 | 0 | 0 | 0 | 0 | 7 | 11 | 0.00 | 0.000 | | | | | | | | |
| 28 Bob Wickman, R ERA: 3.55 | 1.0 | S | 3 | 0 | 0 | 0 | 1 | 0 | 0 | 0 | 0 | 0 | 0 | 8 | 13 | 0.00 | 0.000 | | | | | | | | |

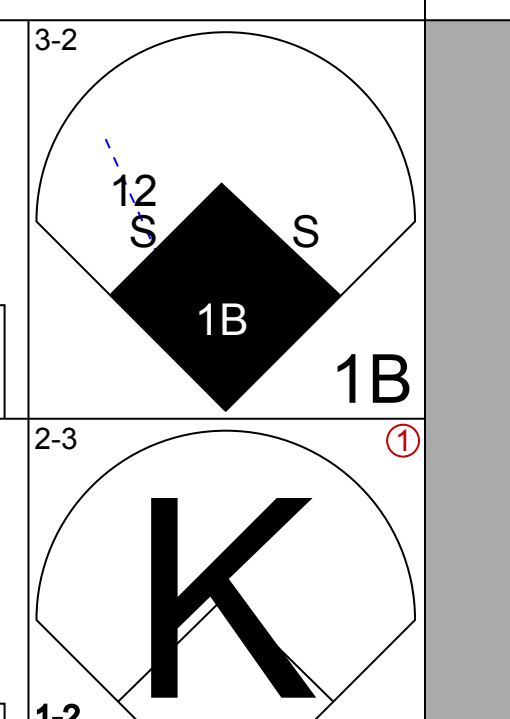
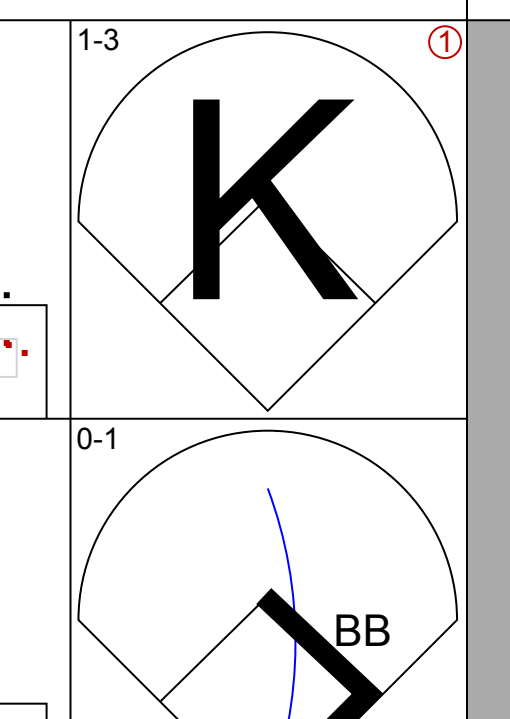
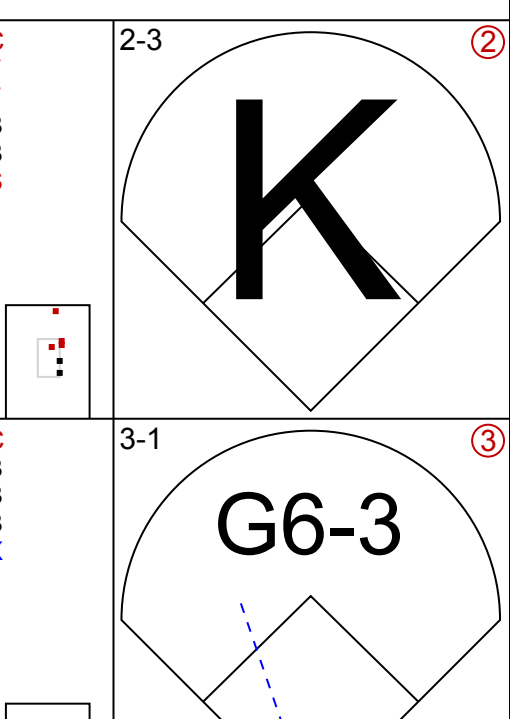
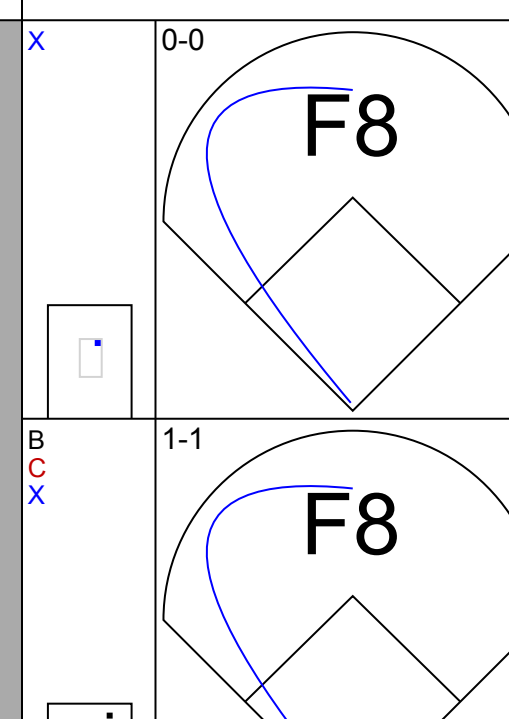
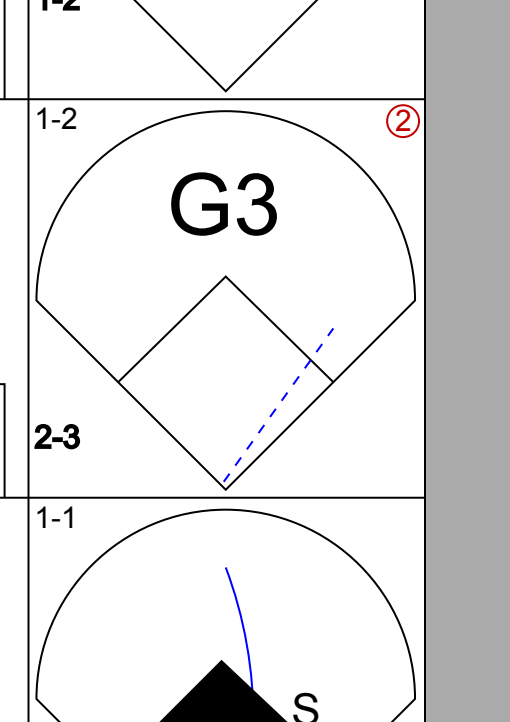
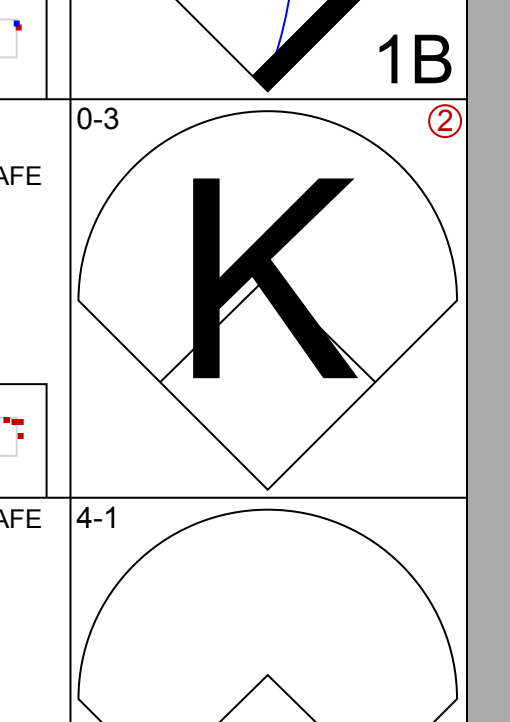

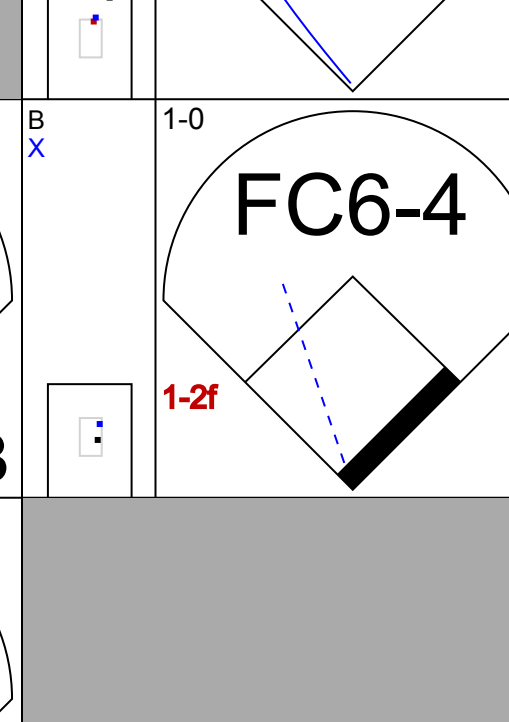
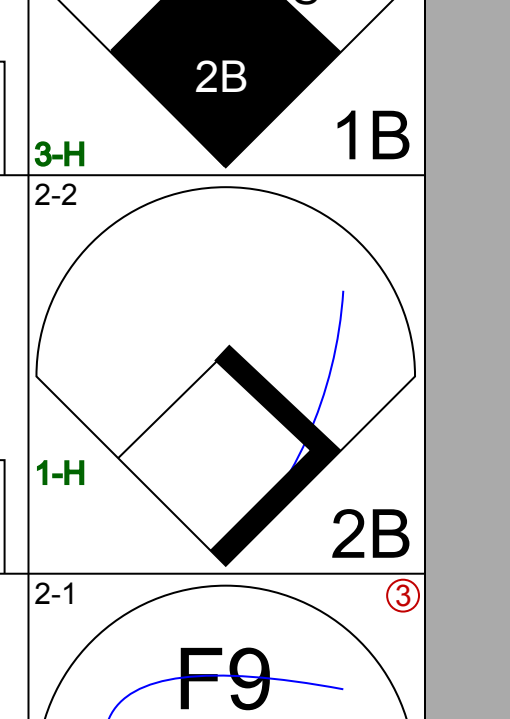
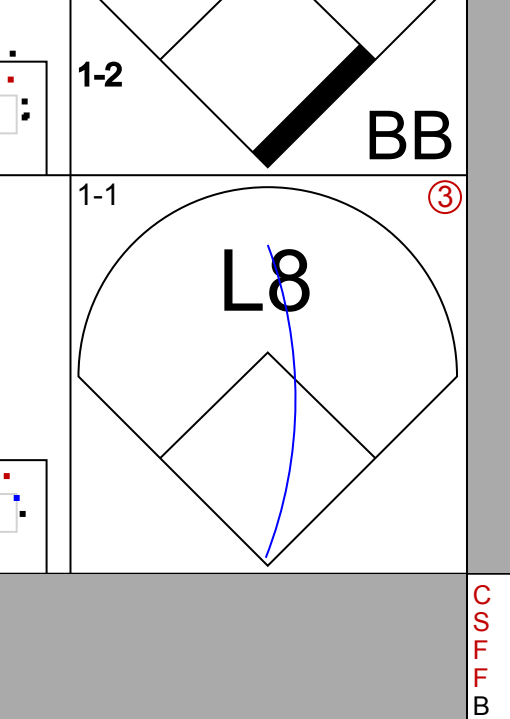
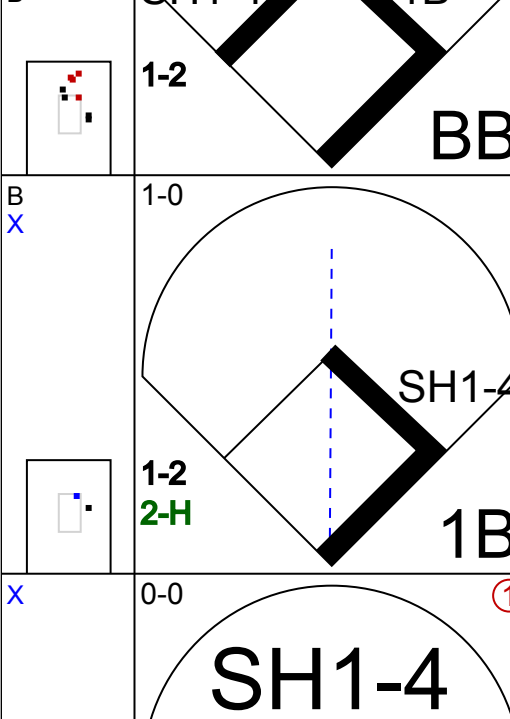
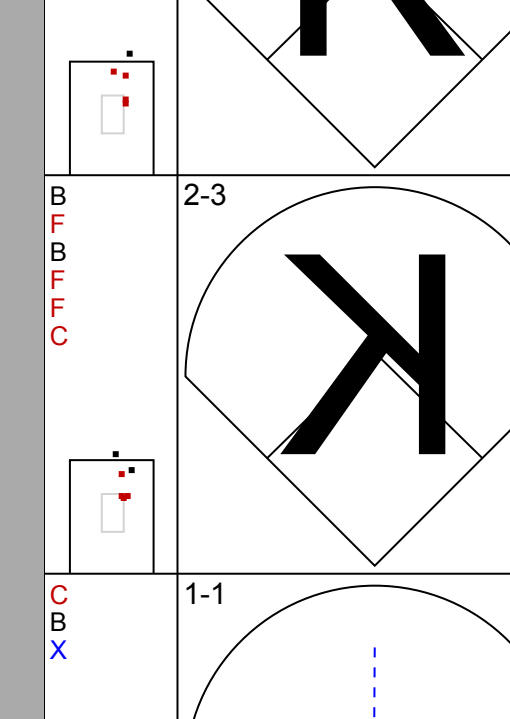
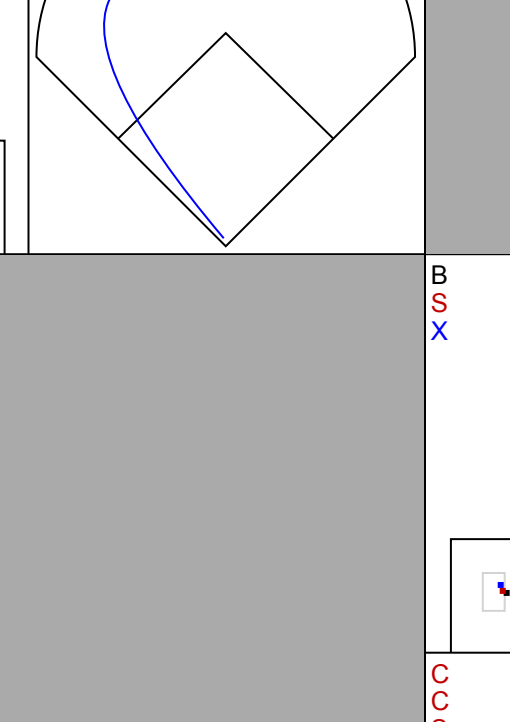


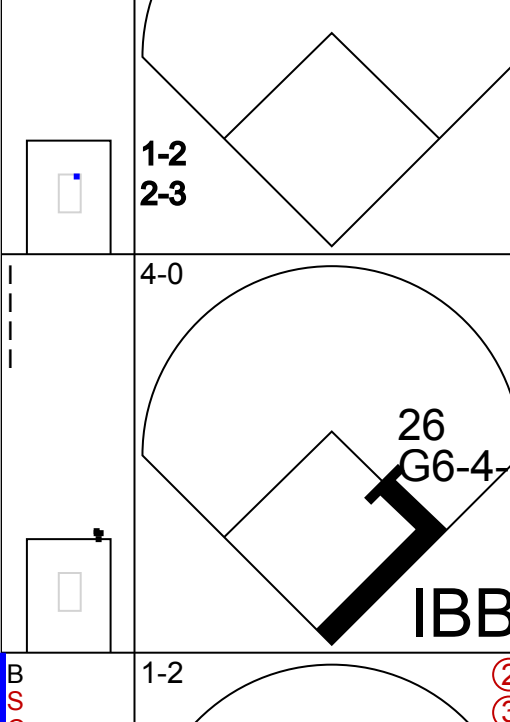
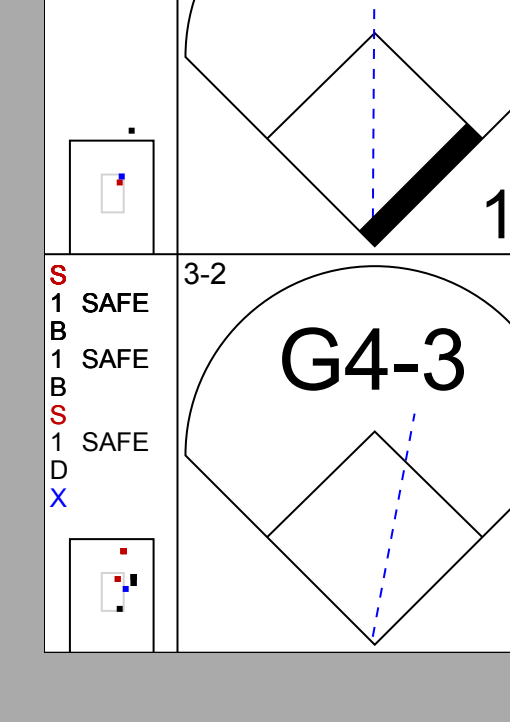
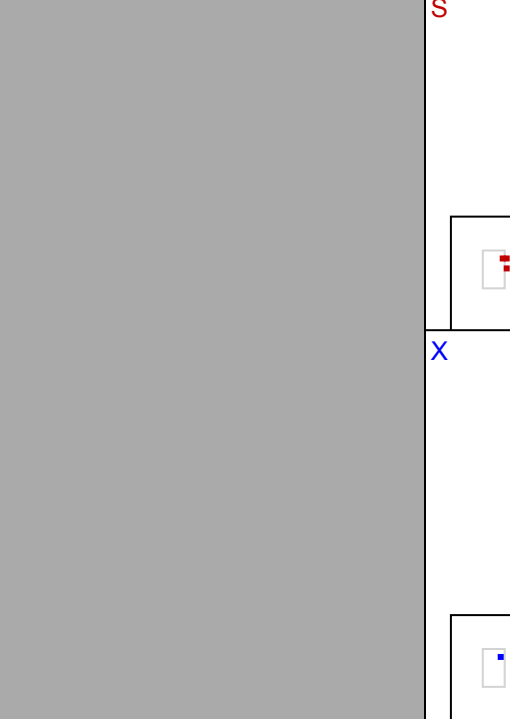

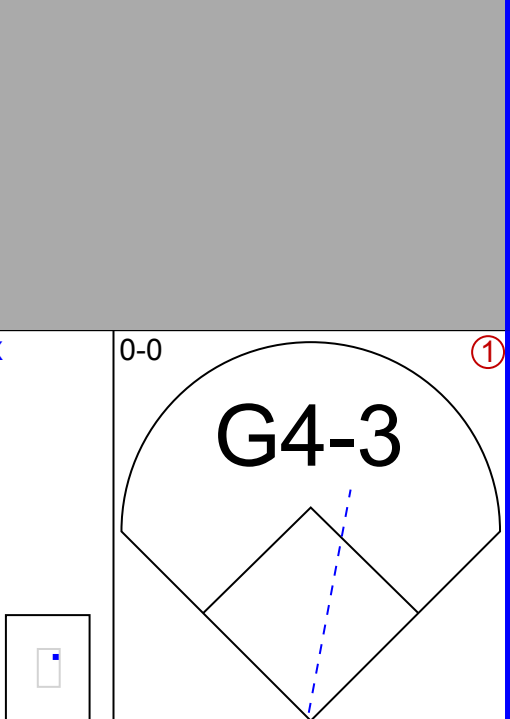
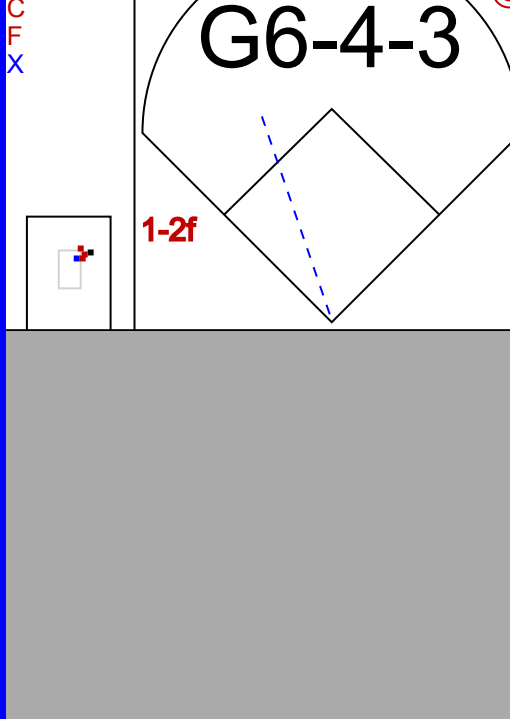
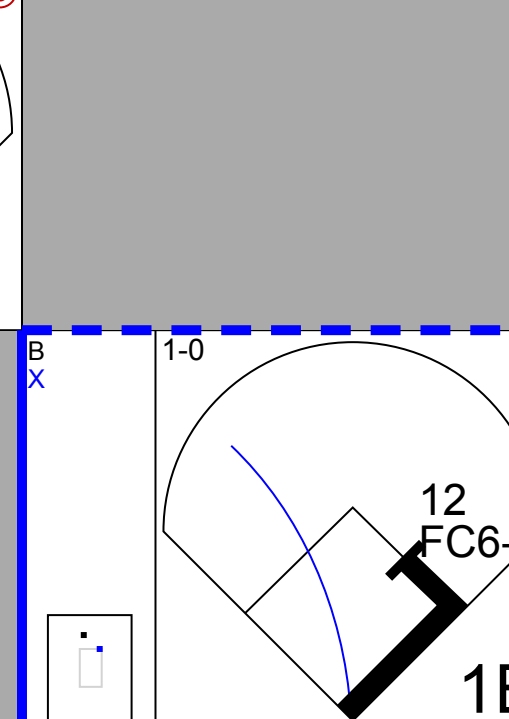
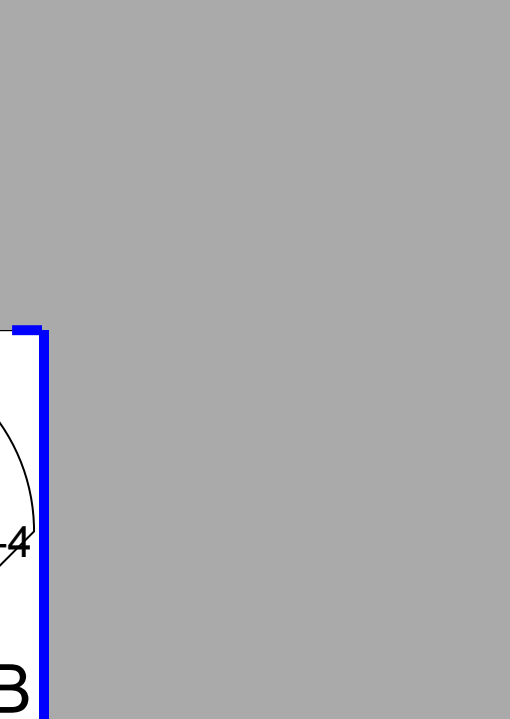
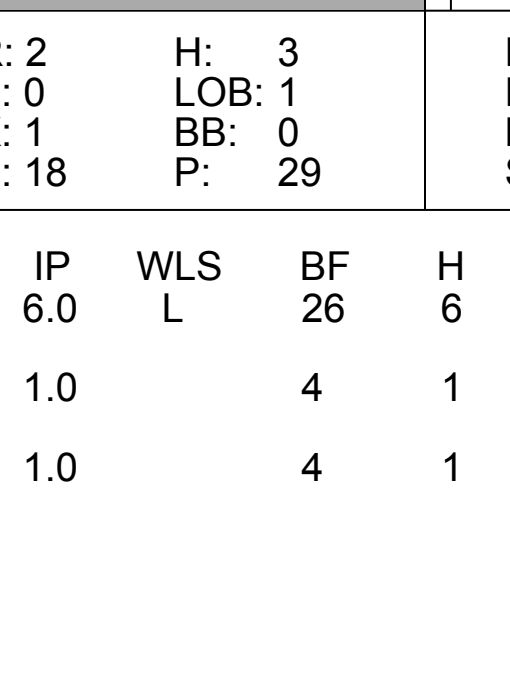
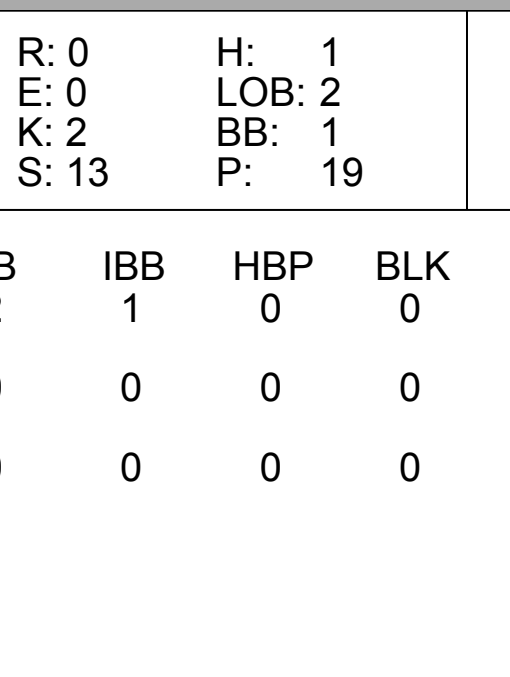
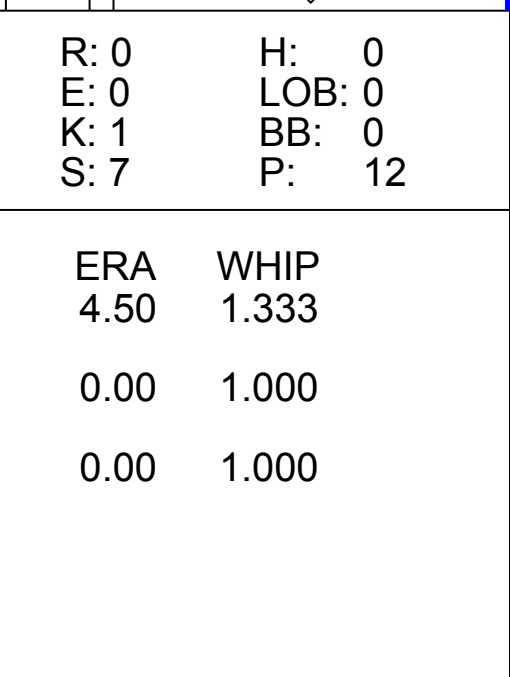
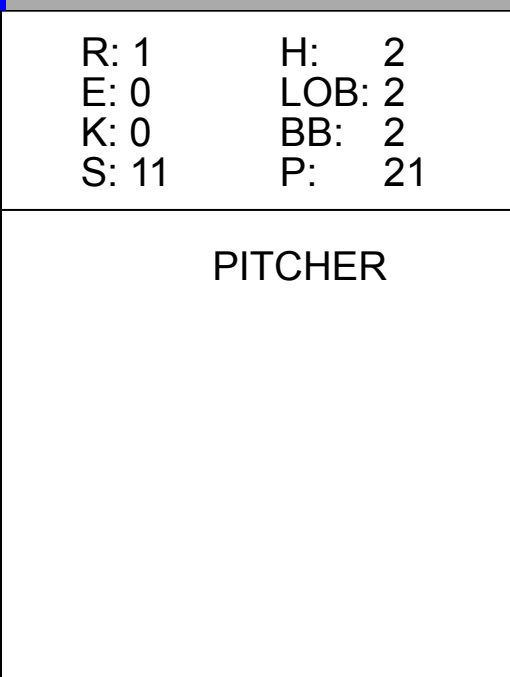
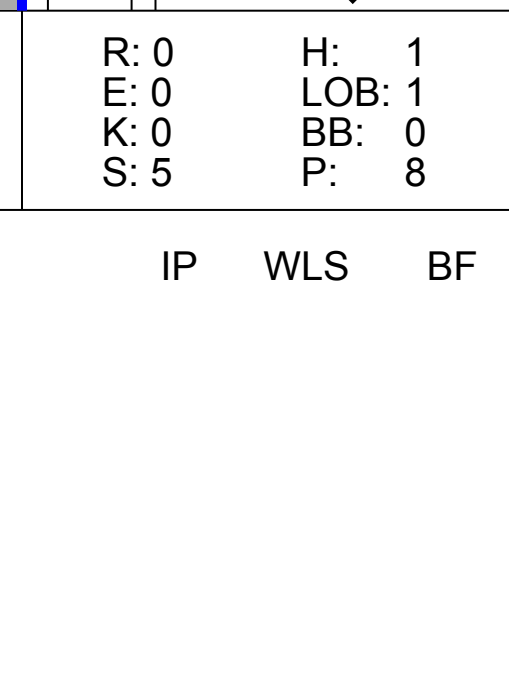
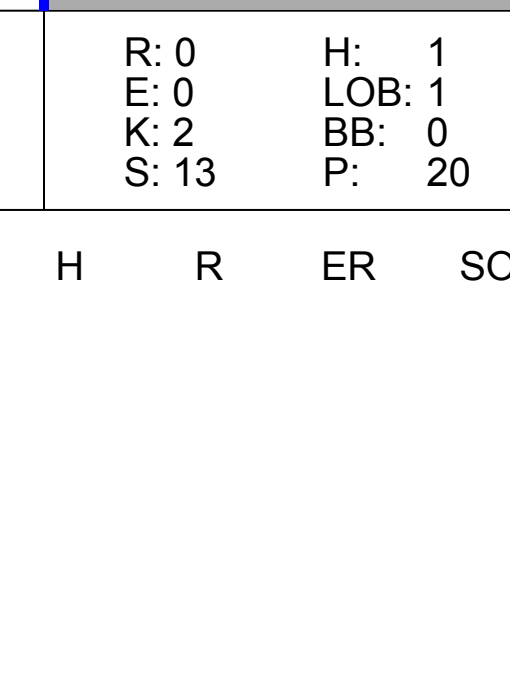
| | |
|-----|----|
| AB | 33 |
| R | 2 |
| H | 6 |
| RBI | 2 |
| BB | 4 |
| SO | 5 |
| LOB | 8 |



| Batter | 1 | 2 | 3 | 4 | 5 | 6 | 7 | 8 | 9 | AB | R | H | RBI | BB | SO | LOB | TOP | | | | | |
|---|---|---|---|---|---|---|---|---|------------------------------|---------------------------------|------------------------------|---------------------------------|------------------------------|---------------------------------|-------------------------------|----------------------------------|---|----------------------------------|----------------------------------|------------------------------------|----------------------------------|--------|
| 14 Willy Aybar, S OBP: 0.357, SLG: 0.400 |  |  | |  | | |  | | | 4 | 0 | 0 | 0 | 0 | 1 | 4 | Atlanta Braves @ Pittsburgh Pirates PNC Park, Pittsburgh, PA Thu Aug 03 2006, 12:35 PM EDT Att: 17,324 - Sunny - 90 F | | | | | |
| Marcus Giles, R OBP: 0.351, SLG: 0.384 |  |  | | |  | | |  | | 4 | 1 | 1 | 0 | 0 | 1 | 2 | | | | | | |
| 11 Edgar Renteria, R OBP: 0.388, SLG: 0.464 |  | |  | |  | | |  | | 4 | 1 | 1 | 0 | 0 | 1 | 1 | | | | | | |
| Andruw Jones, R OBP: 0.351, SLG: 0.519 |  | |  | |  | | |  | | 4 | 0 | 2 | 2 | 0 | 0 | 0 | | | | | | |
| 16 Brian McCann, L OBP: 0.393, SLG: 0.536 |  | |  | | |  | |  | | 3 | 0 | 0 | 0 | 1 | 1 | 1 | | | | | | |
| 7 Jeff Francoeur, R OBP: 0.281, SLG: 0.445 |  | | |  | |  | |  | | 4 | 0 | 0 | 0 | 0 | 0 | 3 | | | | | | |
| Scott Thorman, L OBP: 0.289, SLG: 0.481 | |  | |  | |  | |  | | 3 | 0 | 1 | 0 | 1 | 1 | 0 | | | | | | |
| Ryan Langerhans, L OBP: 0.339, SLG: 0.384 | |  | |  | | |  |  | | 1 | 0 | 0 | 0 | 2 | 0 | 0 | | | | | | |
| 54 Chad Paronto, R Ken Ray, R Todd Pratt, R OBP: 0.254, SLG: 0.315 | |  | |  | | |  |  | | 0 | 0 | 0 | 0 | 0 | 0 | 0 | | | | | | |
| 15 Tim Hudson, R OBP: 0.136, SLG: 0.095 | |  | |  | | | |  | | 1 | 0 | 0 | 0 | 0 | 1 | 2 | | | | | | |
| 23 Matt Diaz, R OBP: 0.339, SLG: 0.445 | |  | |  | | | | | | 2 | 0 | 0 | 0 | 0 | 0 | 0 | | | | | | |
| Inning Stats | R: 1 E: 0 K: 1 S: 9 | H: 2 LOB: 2 BB: 1 P: 17 | R: 0 E: 0 K: 1 S: 12 | H: 0 LOB: 2 BB: 2 P: 25 | R: 0 E: 0 K: 0 S: 9 | H: 0 LOB: 0 BB: 0 P: 11 | R: 0 E: 0 K: 1 S: 9 | H: 1 LOB: 2 BB: 1 P: 18 | R: 0 E: 0 K: 0 S: 6 | H: 0 LOB: 0 BB: 0 P: 8 | R: 0 E: 0 K: 0 S: 5 | H: 0 LOB: 0 BB: 0 P: 9 | R: 0 E: 0 K: 0 S: 5 | H: 0 LOB: 0 BB: 0 P: 9 | R: 1 E: 0 K: 2 S: 12 | H: 2 LOB: 1 BB: 0 P: 15 | R: 0 E: 0 K: 2 S: 11 | H: 0 LOB: 0 BB: 0 P: 16 | 1B: 1 2B: 4 3B: 0 HR: 0 | SF: 0 SAC: 1 DP: 0 HBP: 0 | WP: 0 PB: 1 SB: 2 CS: 0 | PA: 36 |
| PITCHER | IP WLS BF H R ER SO BB IBB HBP BLK WP HR S P ERA WHIP | | | | | | | | | | | | | | | | | | | | | |
| Shawn Chacon, R ERA: 6.62 | 5.0 W 22 3 1 0 3 4 0 0 0 0 0 0 0 45 79 1.80 1.400 | | | | | | | | | | | | | | | | | | | | | |
| 34 John Grabow, L ERA: 3.89 | 2.0 H 6 0 0 0 0 0 0 0 0 0 0 0 0 11 18 0.00 0.000 | | | | | | | | | | | | | | | | | | | | | |
| 55 Matt Capps, R ERA: 3.39 | 0.1 H 3 2 1 1 1 0 0 0 0 0 0 0 0 8 11 27.00 6.000 | | | | | | | | | | | | | | | | | | | | | |
| Damaso Marte, L ERA: 3.05 | 0.1 H 1 0 0 0 1 0 0 0 0 0 0 0 0 3 3 0.00 0.000 | | | | | | | | | | | | | | | | | | | | | |
| 16 Salomon Torres, R ERA: 4.06 | 0.1 H 1 0 0 0 0 0 0 0 0 0 0 0 0 1 1 0.00 0.000 | | | | | | | | | | | | | | | | | | | | | |

| | |
|-----|----|
| AB | 31 |
| R | 2 |
| H | 5 |
| RBI | 2 |
| BB | 4 |
| SO | 7 |
| LOB | 13 |



| Batter | 1 | 2 | 3 | 4 | 5 | 6 | 7 | 8 | 9 | AB | R | H | RBI | BB | SO | LOB | BOTTOM | | | |
|--|---|---|---|---|--|---|---|---|------------------------------|----------------------------------|-------------------------------|----------------------------------|------------------------------|---------------------------------|-------------------------------|----------------------------------|---|----------------------------------|------------------------------------|----------------------------------|
| 6 Chris Duffy, L OBP: 0.244, SLG: 0.261 |  | |  | |  | |  | | | 4 | 1 | 1 | 0 | 0 | 2 | 1 | Atlanta Braves @ Pittsburgh Pirates PNC Park, Pittsburgh, PA Thu Aug 03 2006, 12:35 PM EDT Att: 17,324 - Sunny - 90 F | | | |
| José Bautista, R OBP: 0.355, SLG: 0.474 |  | |  | |  | |  | | | 4 | 0 | 1 | 0 | 0 | 1 | 2 | | | | |
| 12 Freddy Sanchez, R OBP: 0.382, SLG: 0.492 |  | |  | | |  |  | | | 4 | 1 | 1 | 0 | 0 | 1 | 3 | | | | |
| Jason Bay, R OBP: 0.411, SLG: 0.546 |  | |  | |  |  | |  | | 2 | 1 | 1 | 1 | 2 | 1 | 0 | | | | |
| Joe Randa, R OBP: 0.346, SLG: 0.415 |  | |  | |  |  |  |  | | 4 | 0 | 2 | 2 | 0 | 1 | 2 | | | | |
| Xavier Nady, R OBP: 0.325, SLG: 0.476 |  | |  | |  |  |  |  | | 3 | 0 | 1 | 0 | 0 | 1 | 1 | | | | |
| Jose Castillo, R OBP: 0.323, SLG: 0.420 | | | | | | | | | | 3 | 0 | 0 | 0 | 1 | 0 | 1 | | | | |
| 11 Humberto Cota, R OBP: 0.266, SLG: 0.209 | | | | | | | | | | 2 | 0 | 0 | 0 | 0 | 1 | 0 | | | | |
| 26 Ronny Paulino, R OBP: 0.336, SLG: 0.385 | | | | | | | | | | 1 | 0 | 0 | 0 | 0 | 0 | 3 | | | | |
| Inning Stats | R: 2 E: 0 K: 1 S: 18 | H: 3 LOB: 1 BB: 0 P: 29 | R: 0 E: 0 K: 1 S: 6 | H: 0 LOB: 0 BB: 0 P: 7 | R: 0 E: 0 K: 2 S: 13 | H: 1 LOB: 2 BB: 1 P: 19 | R: 0 E: 0 K: 1 S: 10 | H: 0 LOB: 0 BB: 0 P: 13 | R: 0 E: 0 K: 1 S: 7 | H: 0 LOB: 0 BB: 0 P: 12 | R: 1 E: 0 K: 0 S: 11 | H: 2 LOB: 2 BB: 2 P: 21 | R: 0 E: 0 K: 0 S: 5 | H: 1 LOB: 1 BB: 0 P: 8 | R: 0 E: 0 K: 2 S: 13 | H: 1 LOB: 1 BB: 0 P: 20 | | 1B: 7 2B: 1 3B: 0 HR: 0 | SF: 0 SAC: 1 DP: 1 HBP: 0 | WP: 0 PB: 0 SB: 3 CS: 0 |
| PITCHER | IP WLS BF H R ER SO BB IBB HBP BLK WP HR S P ERA WHIP | | | | | | | | | | | | | | | | | | | |
| 15 Tim Hudson, R ERA: 5.22 | 6.0 L 26 6 3 3 6 2 1 0 0 0 0 0 0 65 101 4.50 1.333 | | | | | | | | | | | | | | | | | | | |
| 54 Chad Paronto, R ERA: 2.54 | 1.0 4 1 0 0 0 0 0 0 0 0 0 0 0 5 8 0.00 1.000 | | | | | | | | | | | | | | | | | | | |
| Ken Ray, R ERA: 3.24 | 1.0 4 1 0 0 2 0 0 0 0 0 0 0 0 13 20 0.00 1.000 | | | | | | | | | | | | | | | | | | | |

| | |
|-----|----|
| AB | 30 |
| R | 3 |
| H | 8 |
| RBI | 3 |
| BB | 3 |
| SO | 8 |
| LOB | 13 |



| Batter | 1 | 2 | 3 | 4 | 5 | 6 | 7 | 8 | 9 | AB | R | H | RBI | BB | SO | LOB | TOP | | | | | |
|--|---|----------------------------------|-------------------------------|----------------------------------|-------------------------------|----------------------------------|-------------------------------|----------------------------------|-------------------------------|----------------------------------|------------------------------|----------------------------------|-------------------------------|----------------------------------|-------------------------------|----------------------------------|---|----------------------------------|----------------------------------|------------------------------------|----------------------------------|--------|
| 14 Willy Aybar, S OBP: 0.358, SLG: 0.396 | | | | | | | | | | 4 | 0 | 1 | 0 | 1 | 2 | 2 | Atlanta Braves @ Cincinnati Reds Great American Ball Park, Cincinnati, OH Fri Aug 04 2006, 7:10 PM EDT Att: 33,655 - Partly Cloudy - 85 F | | | | | |
| Marcus Giles, R OBP: 0.356, SLG: 0.390 | | | | | | | | | | 4 | 0 | 3 | 1 | 1 | 0 | 1 | | | | | | |
| 11 Edgar Renteria, R OBP: 0.386, SLG: 0.464 | | | | | | | | | | 5 | 0 | 1 | 0 | 0 | 0 | 5 | | | | | | |
| Andruw Jones, R OBP: 0.354, SLG: 0.518 | | | | | | | | | | 3 | 1 | 1 | 0 | 2 | 0 | 2 | | | | | | |
| 16 Brian McCann, L OBP: 0.389, SLG: 0.541 | | | | | | | | | | 5 | 1 | 1 | 2 | 0 | 1 | 9 | | | | | | |
| 7 Jeff Francoeur, R OBP: 0.281, SLG: 0.449 | | | | | | | | | | 5 | 1 | 1 | 1 | 0 | 0 | 3 | | | | | | |
| Scott Thorman, L OBP: 0.287, SLG: 0.482 | | | | | | | | | | 4 | 0 | 1 | 0 | 0 | 0 | 0 | | | | | | |
| Ryan Langerhans, L OBP: 0.343, SLG: 0.389 | | | | | | | | | | 2 | 0 | 1 | 0 | 1 | 0 | 0 | | | | | | |
| 23 Matt Diaz, R OBP: 0.337, SLG: 0.442 | | | | | | | | | | 1 | 0 | 0 | 0 | 0 | 0 | 1 | | | | | | |
| 36 Chuck James, L 54 Chad Paronto, R 4 Pete Orr, L Ken Ray, R Adam LaRoche, L 49 Macay McBride, L | | | | | | | | | | 2 | 0 | 0 | 0 | 0 | 0 | 2 | | | | | | |
| | | | | | | | | | | 0 | 0 | 0 | 0 | 0 | 0 | 0 | | | | | | |
| Inning Stats | R: 0 E: 0 K: 1 S: 14 | H: 2 LOB: 2 BB: 0 P: 22 | R: 0 E: 0 K: 0 S: 12 | H: 0 LOB: 1 BB: 1 P: 18 | R: 0 E: 0 K: 0 S: 11 | H: 1 LOB: 0 BB: 0 P: 18 | R: 2 E: 1 K: 0 S: 15 | H: 2 LOB: 1 BB: 0 P: 21 | R: 0 E: 0 K: 1 S: 13 | H: 0 LOB: 2 BB: 2 P: 24 | R: 0 E: 0 K: 0 S: 8 | H: 0 LOB: 0 BB: 0 P: 12 | R: 1 E: 0 K: 0 S: 11 | H: 2 LOB: 1 BB: 1 P: 19 | R: 1 E: 0 K: 1 S: 10 | H: 2 LOB: 1 BB: 0 P: 15 | R: 0 E: 0 K: 0 S: 12 | H: 2 LOB: 2 BB: 1 P: 23 | 1B: 5 2B: 4 3B: 0 HR: 2 | SF: 0 SAC: 0 DP: 1 HBP: 0 | WP: 1 PB: 0 SB: 0 CS: 1 | PA: 43 |
| PITCHER | IP WLS BF H R ER SO BB IBB HBP BLK WP HR S P ERA WHIP | | | | | | | | | | | | | | | | | | | | | |
| 39 Aaron Harang, R ERA: 3.53 | 6.0 W 26 5 2 1 2 3 0 0 0 0 1 1 73 115 1.50 1.333 | | | | | | | | | | | | | | | | | | | | | |
| Gary Majewski, R ERA: 4.41 | 0.2 H 5 2 1 1 0 0 1 0 0 0 0 0 9 17 13.50 3.000 | | | | | | | | | | | | | | | | | | | | | |
| Rheal Cormier, L ERA: 2.02 | 0.1 H 3 2 1 1 0 0 0 0 0 0 0 0 6 8 27.00 6.000 | | | | | | | | | | | | | | | | | | | | | |
| 25 David Weathers, R ERA: 4.41 | 1.0 H 3 0 0 0 1 0 0 0 0 0 0 0 6 9 0.00 0.000 | | | | | | | | | | | | | | | | | | | | | |
| Eddie Guardado, L ERA: 4.13 | 1.0 S 5 2 0 0 0 0 1 0 0 0 0 0 12 23 0.00 2.000 | | | | | | | | | | | | | | | | | | | | | |

| Batter | 1 | 2 | 3 | 4 | 5 | 6 | 7 | 8 | 9 | AB | R | H | RBI | BB | SO | LOB | BOTTOM | | | |
|--|---|---------------------------------|-------------------------------|----------------------------------|-------------------------------|----------------------------------|------------------------------|---------------------------------|------------------------------|----------------------------------|-------------------------------|----------------------------------|-------------------------------|----------------------------------|------------------------------|----------------------------------|---|------------------------------------|----------------------------------|--------|
| 6 Ryan Freel, R OBP: 0.390, SLG: 0.455 | | | | | | | | | | 2 | 1 | 0 | 0 | 2 | 0 | 1 | Atlanta Braves @ Cincinnati Reds Great American Ball Park, Cincinnati, OH Fri Aug 04 2006, 7:10 PM EDT Att: 33,655 - Partly Cloudy - 85 F | | | |
| Royce Clayton, R OBP: 0.314, SLG: 0.352 | | | | | | | | | | 4 | 1 | 1 | 2 | 0 | 1 | 2 | | | | |
| Ken Griffey Jr., L OBP: 0.290, SLG: 0.483 | | | | | | | | | | 3 | 1 | 0 | 0 | 1 | 1 | 0 | | | | |
| Rich Aurilia, R OBP: 0.338, SLG: 0.507 | | | | | | | | | | 4 | 1 | 1 | 0 | 0 | 0 | 0 | | | | |
| 12 Edwin Encarnación, R Gary Majewski, R Rheal Cormier, L 25 David Weathers, R 26 David Ross, R Eddie Guardado, L | | | | | | | | | | 2 | 0 | 0 | 0 | 0 | 0 | 0 | | | | |
| 4 Brandon Phillips, R OBP: 0.340, SLG: 0.418 | | | | | | | | | | 3 | 0 | 1 | 0 | 0 | 0 | 1 | | | | |
| 27 Chris Denorfia, R OBP: 0.349, SLG: 0.316 | | | | | | | | | | 3 | 1 | 1 | 0 | 0 | 0 | 1 | | | | |
| Jason LaRue, R OBP: 0.326, SLG: 0.316 | | | | | | | | | | 2 | 0 | 0 | 0 | 0 | 1 | 0 | | | | |
| 39 Aaron Harang, R OBP: 0.200, SLG: 0.167 | | | | | | | | | | 1 | 0 | 0 | 0 | 0 | 1 | 0 | | | | |
| 9 Juan Castro, R OBP: 0.271, SLG: 0.357 | | | | | | | | | | 2 | 0 | 1 | 1 | 0 | 0 | 0 | | | | |
| Inning Stats | R: 0 E: 0 K: 1 S: 6 | H: 0 LOB: 0 BB: 0 P: 6 | R: 0 E: 1 K: 0 S: 14 | H: 0 LOB: 1 BB: 0 P: 19 | R: 0 E: 0 K: 1 S: 10 | H: 0 LOB: 0 BB: 1 P: 18 | R: 0 E: 0 K: 0 S: 6 | H: 0 LOB: 0 BB: 0 P: 9 | R: 0 E: 0 K: 1 S: 8 | H: 0 LOB: 0 BB: 0 P: 12 | R: 4 E: 0 K: 0 S: 12 | H: 4 LOB: 1 BB: 2 P: 27 | R: 1 E: 1 K: 1 S: 11 | H: 2 LOB: 1 BB: 0 P: 13 | R: 0 E: 0 K: 0 S: 6 | H: 0 LOB: 0 BB: 0 P: 12 | 1B: 3 2B: 3 3B: 0 HR: 1 | SF: 0 SAC: 1 DP: 1 HBP: 0 | WP: 0 PB: 0 SB: 2 CS: 2 | PA: 33 |
| PITCHER | IP WLS BF H R ER SO BB IBB HBP BLK WP HR S P ERA WHIP | | | | | | | | | | | | | | | | | | | |
| 36 Chuck James, L ERA: 5.07 | 5.1 L 22 2 4 4 3 3 0 0 0 0 0 0 3 5 6.75 0.938 | | | | | | | | | | | | | | | | | | | |
| 54 Chad Paronto, R ERA: 2.88 | 0.2 2 2 0 0 0 0 0 0 0 0 0 0 3 5 0.00 3.000 | | | | | | | | | | | | | | | | | | | |
| Ken Ray, R ERA: 3.35 | 1.0 5 2 1 1 1 0 0 0 0 0 0 0 11 13 9.00 2.000 | | | | | | | | | | | | | | | | | | | |
| 49 Macay McBride, L ERA: 4.19 | 1.0 3 0 0 0 0 0 0 0 0 0 0 0 6 12 0.00 0.000 | | | | | | | | | | | | | | | | | | | |

| Batter | 1 | 2 | 3 | 4 | 5 | 6 | 7 | 8 | 9 | AB | R | H | RBI | BB | SO | LOB | TOP | | | |
|--|---|----------------------------------|-------------------------------|----------------------------------|-------------------------------|----------------------------------|------------------------------|----------------------------------|-------------------------------|----------------------------------|-------------------------------|----------------------------------|-------------------------------|----------------------------------|-------------------------------|----------------------------------|---|------------------------------------|----------------------------------|--------|
| 14 Willy Aybar, S OBP: 0.356, SLG: 0.392 | 1-1 F8 | 3-2 F9 | | 3-2 F7 | | 1-0 HR | | 1-1 SH2-4 | | 4 | 1 | 1 | 0 | 0 | 0 | 0 | Atlanta Braves @ Cincinnati Reds Great American Ball Park, Cincinnati, OH Sat Aug 05 2006, 1:20 PM EDT Att: 33,170 - Partly Cloudy - 86 F | | | |
| Marcus Giles, R OBP: 0.359, SLG: 0.401 | 2-2 G1-3 16 HR | 0-0 | | 2-1 P6 | | 2-1 HR | | 0-3 K | | 5 | 2 | 3 | 2 | 0 | 1 | 1 | | | | |
| 11 Edgar Renteria, R OBP: 0.384, SLG: 0.460 | 0-1 G1-3 16 HR | 2-3 K | | 0-0 P4 | | 1-0 G6-3 | | 1-1 G6-3 | | 5 | 1 | 1 | 0 | 0 | 1 | 2 | | | | |
| Andruw Jones, R OBP: 0.352, SLG: 0.513 | 2-2 G1-3 | | | 0-0 E5 16 BB | | 0-1 F9 | | 4-2 BB | | 4 | 0 | 0 | 0 | 1 | 0 | 2 | | | | |
| 16 Brian McCann, L OBP: 0.399, SLG: 0.559 | 0-0 HR | | | 4-2 BB | | 3-2 G6-4-3 7 BB | | 1-2 BB | | 4 | 1 | 4 | 3 | 1 | 0 | 0 | | | | |
| 7 Jeff Francoeur, R OBP: 0.280, SLG: 0.446 | 0-0 HBP | | | 1-0 F6 | | 1-1 G6-4-3 | | 0-2 L5 | | 5 | 0 | 1 | 0 | 0 | 0 | 6 | | | | |
| Adam LaRoche, L OBP: 0.339, SLG: 0.557 | 2-1 HBP | | | 1-3 K | | 0-1 HR | | 2-2 F7 | | 4 | 1 | 1 | 1 | 0 | 2 | 5 | | | | |
| Scott Thorman, L OBP: 0.286, SLG: 0.465 Tyler Yates, R | 2-2 G3-1 | | | 4-0 FC4 BB | | 2-2 F8 | | 0-1 L9 | | 3 | 0 | 0 | 0 | 1 | 0 | 4 | | | | |
| Jason Shieff, R 49 Macay McBride, L 54 Chad Paronto, R Ryan Langerhans, L Oscar Villarreal, L 23 Matt Diaz, R | | 1-3 K | | 1-2 FC4 | | 0-0 P2 | | 0-1 SH2-4 14 SH2-4 1B | | 2 | 0 | 0 | 0 | 0 | 1 | 3 | | | | |
| Inning Stats | R: 3 E: 0 K: 0 S: 19 | H: 4 LOB: 2 BB: 0 P: 28 | R: 0 E: 0 K: 2 S: 10 | H: 1 LOB: 3 BB: 0 P: 16 | R: 0 E: 1 K: 1 S: 11 | H: 0 LOB: 3 BB: 2 P: 22 | R: 0 E: 0 K: 0 S: 7 | H: 0 LOB: 0 BB: 0 P: 12 | R: 0 E: 0 K: 0 S: 11 | H: 3 LOB: 0 BB: 0 P: 17 | R: 0 E: 0 K: 0 S: 16 | H: 1 LOB: 2 BB: 1 P: 23 | R: 0 E: 0 K: 1 S: 10 | H: 1 LOB: 1 BB: 0 P: 12 | R: 0 E: 0 K: 1 S: 11 | H: 1 LOB: 1 BB: 0 P: 15 | 1B: 9 2B: 0 3B: 0 HR: 3 | SF: 0 SAC: 1 DP: 1 HBP: 1 | WP: 0 PB: 0 SB: 0 CS: 0 | PA: 43 |
| PITCHER | IP WLS BF H R ER SO BB IBB HBP BLK WP HR S P ERA WHIP | | | | | | | | | | | | | | | | | | | |
| 61 Bronson Arroyo, R ERA: 3.47 | 5.2 | | 28 | 8 | 5 | 5 | 3 | 2 | 0 | 1 | 0 | 0 | 0 | 0 | 0 | 2 | 62 | 100 | 7.94 | 1.765 |
| 56 Todd Coffey, R ERA: 3.52 | 0.1 | B | 2 | 1 | 1 | 1 | 0 | 0 | 0 | 0 | 0 | 0 | 0 | 0 | 1 | 3 | 6 | 27.00 | 3.000 | |
| Rheal Cormier, L ERA: 1.96 | 1.0 | W | 5 | 1 | 0 | 0 | 0 | 1 | 0 | 0 | 0 | 0 | 0 | 0 | 16 | 23 | 0.00 | 2.000 | | |
| 25 David Weathers, R ERA: 4.33 | 1.0 | S | 4 | 1 | 0 | 0 | 1 | 0 | 0 | 0 | 0 | 0 | 0 | 10 | 12 | 0.00 | 1.000 | | | |
| 45 Bill Bray, L ERA: 3.38 | 1.0 | S | 4 | 1 | 0 | 0 | 1 | 0 | 0 | 0 | 0 | 0 | 0 | 11 | 15 | 0.00 | 1.000 | | | |

AB 38
R 6
H 12
RBI 6
BB 3
SO 5
LOB 23



| Batter | 1 | 2 | 3 | 4 | 5 | 6 | 7 | 8 | 9 | AB | R | H | RBI | BB | SO | LOB | BOTTOM | | | |
|---|---|----------------------------------|-------------------------------|----------------------------------|-------------------------------|----------------------------------|------------------------------|----------------------------------|-------------------------------|----------------------------------|------------------------------|----------------------------------|-------------------------------|----------------------------------|-------------------------------|----------------------------------|---|------------------------------------|----------------------------------|--------|
| 4 Brandon Phillips, R OBP: 0.349, SLG: 0.443 | 0-1 G4-3 2B | 2-2 G3 HBP | | 0-1 HR | | 4-2 WP G3-1 BB | | 1-2 HR | | 3 | 3 | 3 | 4 | 1 | 0 | 0 | Atlanta Braves @ Cincinnati Reds Great American Ball Park, Cincinnati, OH Sat Aug 05 2006, 1:20 PM EDT Att: 33,170 - Partly Cloudy - 86 F | | | |
| Scott Hatteberg, L OBP: 0.413, SLG: 0.498 | 2-1 G4-3 | 3-1 G3 | | 1-0 G6-3 | | 2-3 K | | 4-1 HR | | 4 | 1 | 0 | 0 | 1 | 1 | 4 | | | | |
| Ken Griffey Jr., L OBP: 0.295, SLG: 0.489 | 0-0 HR | 4-0 | | 1-0 B5-3 | | 2-2 G3-1 | | 1-1 G6-3 2B | | 4 | 1 | 2 | 2 | 1 | 0 | 1 | | | | |
| Rich Aurilia, R OBP: 0.332, SLG: 0.498 | 0-0 B1 | 1-0 P4 | | 0-0 G6-3 | | 1-2 L5 | | 1-0 G6-3 | | 5 | 0 | 0 | 0 | 0 | 0 | 6 | | | | |
| Adam Dunn, L OBP: 0.386, SLG: 0.560 | 1-2 HR | | | 3-2 P3 | | 2-1 G4-3 | | 4-0 K | | 4 | 1 | 1 | 2 | 1 | 1 | 0 | | | | |
| 26 David Ross, R OBP: 0.371, SLG: 0.659 | 4-1 BB | | | 3-3 K | | 4-0 G BB BB | | 2-2 G1-3 | | 3 | 0 | 0 | 0 | 2 | 1 | 2 | | | | |
| 27 Chris Denorfia, R OBP: 0.340, SLG: 0.293 | 0-3 K | | | 2-2 F9 | | 0-3 K | | 1-0 G FC6 HBP | | 3 | 0 | 0 | 0 | 0 | 2 | 2 | | | | |
| 9 Juan Castro, R OBP: 0.280, SLG: 0.359 25 David Weathers, R 45 Bill Bray, L | | 1-1 G3 61 SH1-4 1B | | 4-0 E 4 HR | | 4-2 E 61 SH FC6-4 BB | | 1-2 FC6 BB | | 2 | 1 | 1 | 0 | 2 | 0 | 1 | | | | |
| 61 Bronson Arroyo, R OBP: 0.175, SLG: 0.259 56 Todd Coffey, R Rheal Cormier, L Royce Clayton, R OBP: 0.313, SLG: 0.351 | | 1-2 SH1-4 | | 0-0 SH 4 HR | | 0-0 FC6-4 | | 0-0 F9 | | 1 | 1 | 0 | 0 | 0 | 0 | 2 | | | | |
| Inning Stats | R: 3 E: 0 K: 1 S: 13 | H: 3 LOB: 1 BB: 1 P: 20 | R: 0 E: 0 K: 0 S: 10 | H: 1 LOB: 3 BB: 1 P: 22 | R: 0 E: 0 K: 1 S: 16 | H: 0 LOB: 0 BB: 0 P: 24 | R: 3 E: 1 K: 0 S: 6 | H: 1 LOB: 0 BB: 1 P: 12 | R: 0 E: 0 K: 1 S: 11 | H: 0 LOB: 2 BB: 2 P: 20 | R: 0 E: 0 K: 1 S: 9 | H: 0 LOB: 1 BB: 0 P: 14 | R: 2 E: 0 K: 0 S: 10 | H: 2 LOB: 2 BB: 2 P: 23 | R: 0 E: 0 K: 0 S: 10 | H: 0 LOB: 0 BB: 0 P: 14 | 1B: 1 2B: 3 3B: 0 HR: 3 | SF: 0 SAC: 2 DP: 0 HBP: 2 | WP: 1 PB: 0 SB: 0 CS: 0 | PA: 42 |
| PITCHER | IP WLS BF H R ER SO BB IBB HBP BLK WP HR S P ERA WHIP | | | | | | | | | | | | | | | | | | | |
| Jason Shieff, R ERA: 8.62 | 3.0 | | 19 | 5 | 6 | 6 | 2 | 2 | 1 | 1 | 0 | 0 | 0 | 0 | 0 | 3 | 5 | 0.00 | 0.000 | |
| 49 Macay McBride, L ERA: 4.08 | 1.0 | | 3 | 0 | 0 | 0 | 0 | 0 | 0 | 0 | 0 | 0 | 0 | 1 | 20 | 34 | 0.00 | 2.000 | | |
| 54 Chad Paronto, R ERA: 2.8 | 1.0 | | 5 | 0 | 0 | 0 | 1 | 2 | 0 | 0 | 0 | 0 | 0 | 11 | 20 | 0.00 | 2.000 | | | |
| Oscar Villarreal, R ERA: 4.07 | 2.0 | | 8 | 0 | 0 | 0 | 2 | 1 | 0 | 1 | 0 | 0 | 0 | 20 | 34 | 0.00 | 2.000 | | | |
| Tyler Yates, R ERA: 3.38 | 1.0 | L | 7 | 2 | 2 | 2 | 0 | 1 | 1 | 0 | 0 | 0 | 0 | 1 | 10 | 23 | 18.00 | 3.000 | | |



| Batter | 1 | 2 | 3 | 4 | 5 | 6 | 7 | 8 | 9 | AB | R | H | RBI | BB | SO | LOB | TOP | | | | | | | | | | | | | | | | | | | | | | | | | | | | | | | | | | | | | | | | | | | | | | | | | | | | | | | | | | | | | | | | | | | | | | | | | | | | | | | | | | | | | | | | | | | | | | | | | | | | | | | | | | | | | | | | | | | | | | | |
|--|-----------------|--|--|---|---|--|---|---|---|---|--|---|-----|-----|----|-------|-------|----|----|----|-----|-----|-----|----|----|---|---|-----|------|---------------|--------|-----|----|---|---|---|---|---|---|---|---|---|---|----|----|------|-------|---------------------|--------|-----|---|---|---|---|---|---|---|---|---|---|---|---|----|------|-------|-----------------|--------|-----|---|---|---|---|---|---|---|---|---|---|---|----|----|------|-------|------------------|--------|-----|---|---|---|---|---|---|---|---|---|---|---|----|----|-------|-------|-------------------|--------|-----|--|---|---|---|---|---|---|---|---|---|---|----|----|------|-------|--|--|--|--|--|--|--|--|--|--|--|--|--|--|--|--|--|
| 14 Willy Aybar, S OBP: 0.352, SLG: 0.386 | 1-3 K | | 0-3 K | | | 0-0 FC1-4 1B | 1-3 K | 0-0 P4 | | 5 | 0 | 1 | 0 | 0 | 3 | 2 | | | | | | | | | | | | | | | | | | | | | | | | | | | | | | | | | | | | | | | | | | | | | | | | | | | | | | | | | | | | | | | | | | | | | | | | | | | | | | | | | | | | | | | | | | | | | | | | | | | | | | | | | | | | | | | | | | | | | | | | |
| Marcus Giles, R OBP: 0.359, SLG: 0.397 | 1-2 G6-3 | | 0-0 L8 | | | 3-2 FC1-4 11 BB | 4-1 BB | | 1-0 16 BB | 3 | 0 | 0 | 0 | 2 | 0 | 1 | | | | | | | | | | | | | | | | | | | | | | | | | | | | | | | | | | | | | | | | | | | | | | | | | | | | | | | | | | | | | | | | | | | | | | | | | | | | | | | | | | | | | | | | | | | | | | | | | | | | | | | | | | | | | | | | | | | | | | | | |
| 11 Edgar Renteria, R OBP: 0.384, SLG: 0.458 | 1-2 HR 1B | | | 1-2 G1-3 | | 4-2 BB BB | 0-0 G5-3 | | 0-0 F9 | 4 | 1 | 1 | 0 | 1 | 0 | 4 | | | | | | | | | | | | | | | | | | | | | | | | | | | | | | | | | | | | | | | | | | | | | | | | | | | | | | | | | | | | | | | | | | | | | | | | | | | | | | | | | | | | | | | | | | | | | | | | | | | | | | | | | | | | | | | | | | | | | | | | |
| Andruw Jones, R OBP: 0.357, SLG: 0.523 | 3-2 HR HR | | | 1-2 1B | | 4-2 BB BB | | 1-2 16 BB 7 3B 1B | 1-3 K | 4 | 2 | 3 | 2 | 1 | 1 | 1 | | | | | | | | | | | | | | | | | | | | | | | | | | | | | | | | | | | | | | | | | | | | | | | | | | | | | | | | | | | | | | | | | | | | | | | | | | | | | | | | | | | | | | | | | | | | | | | | | | | | | | | | | | | | | | | | | | | | | | | | |
| 16 Brian McCann, L OBP: 0.399, SLG: 0.556 | 0-2 P5 | | | 0-0 F8 | | 2-0 P5 | | 1-1 7 BB 3B 1B | 2-2 1B | 5 | 1 | 2 | 0 | 0 | 0 | 4 | | | | | | | | | | | | | | | | | | | | | | | | | | | | | | | | | | | | | | | | | | | | | | | | | | | | | | | | | | | | | | | | | | | | | | | | | | | | | | | | | | | | | | | | | | | | | | | | | | | | | | | | | | | | | | | | | | | | | | | | |
| 7 Jeff Francoeur, R OBP: 0.279, SLG: 0.448 | | 3-3 K | | 3-3 K | | 1-2 G4-3 | | 0-0 1-H 2-H SF7 3B | 3-2 G4-3 | 5 | 1 | 1 | 2 | 0 | 2 | 6 | | | | | | | | | | | | | | | | | | | | | | | | | | | | | | | | | | | | | | | | | | | | | | | | | | | | | | | | | | | | | | | | | | | | | | | | | | | | | | | | | | | | | | | | | | | | | | | | | | | | | | | | | | | | | | | | | | | | | | | | |
| Adam LaRoche, L OBP: 0.338, SLG: 0.555 | | 0-3 K | | 2-2 G4-3 | | 0-0 BB 23 BB 1B | | 1-2 SF7 | | 3 | 0 | 1 | 1 | 0 | 1 | 0 | | | | | | | | | | | | | | | | | | | | | | | | | | | | | | | | | | | | | | | | | | | | | | | | | | | | | | | | | | | | | | | | | | | | | | | | | | | | | | | | | | | | | | | | | | | | | | | | | | | | | | | | | | | | | | | | | | | | | | | | |
| Ryan Langerhans, L Tony Pena Jr., R 49 Macay McBride, L Scott Thorman, L Danyis Baez, R 28 Bob Wickman, R | | 3-2 L7 | | 3-3 K | | 1-3 K | | 2-1 F8 | | 2 | 0 | 0 | 0 | 0 | 1 | 0 | | | | | | | | | | | | | | | | | | | | | | | | | | | | | | | | | | | | | | | | | | | | | | | | | | | | | | | | | | | | | | | | | | | | | | | | | | | | | | | | | | | | | | | | | | | | | | | | | | | | | | | | | | | | | | | | | | | | | | | | |
| 29 John Smoltz, R 23 Matt Diaz, R | | | 1-3 K | | 0-1 G1-3 | | 2-1 BB 1B | 1-0 HR | | 2 | 0 | 0 | 0 | 0 | 1 | 0 | | | | | | | | | | | | | | | | | | | | | | | | | | | | | | | | | | | | | | | | | | | | | | | | | | | | | | | | | | | | | | | | | | | | | | | | | | | | | | | | | | | | | | | | | | | | | | | | | | | | | | | | | | | | | | | | | | | | | | | | |
| | | R: 2 H: 2 E: 0 LOB: 0 K: 1 BB: 0 S: 16 P: 22 | R: 0 H: 0 E: 0 LOB: 0 K: 2 BB: 0 S: 9 P: 15 | R: 0 H: 0 E: 0 LOB: 0 K: 2 BB: 0 S: 7 P: 8 | R: 0 H: 1 E: 0 LOB: 1 K: 1 BB: 0 S: 12 P: 17 | R: 0 H: 0 E: 0 LOB: 3 K: 1 BB: 0 S: 8 P: 13 | R: 0 H: 1 E: 0 LOB: 3 K: 2 BB: 2 S: 16 P: 30 | R: 0 H: 2 E: 0 LOB: 1 K: 2 BB: 1 S: 14 P: 22 | R: 4 H: 4 E: 0 LOB: 0 K: 0 BB: 0 S: 15 P: 21 | R: 0 H: 1 E: 0 LOB: 2 K: 1 BB: 1 S: 11 P: 21 | 1B: 8 SF: 1 2B: 0 SAC: 0 3B: 1 DP: 0 HR: 2 HBP: 0 | WP: 0 PA: 42 PB: 0 SB: 0 CS: 0 | | | | | | | | | | | | | | | | | | | | | | | | | | | | | | | | | | | | | | | | | | | | | | | | | | | | | | | | | | | | | | | | | | | | | | | | | | | | | | | | | | | | | | | | | | | | | | | | | | | | | | | | | | | | | | | | | | | | | | | | | | | | |
| | | <table border="1"> <thead> <tr> <th>PITCHER</th> <th>IP</th> <th>WLS</th> <th>BF</th> <th>H</th> <th>R</th> <th>ER</th> <th>SO</th> <th>BB</th> <th>IBB</th> <th>HBP</th> <th>BLK</th> <th>WP</th> <th>HR</th> <th>S</th> <th>P</th> <th>ERA</th> <th>WHIP</th> </tr> </thead> <tbody> <tr> <td>Kyle Lohse, R</td> <td>(1, 1)</td> <td>5.0</td> <td>19</td> <td>4</td> <td>2</td> <td>2</td> <td>7</td> <td>0</td> <td>0</td> <td>0</td> <td>0</td> <td>0</td> <td>1</td> <td>53</td> <td>26</td> <td>3.60</td> <td>0.800</td> </tr> <tr> <td>Jason Standridge, R</td> <td>(6, 1)</td> <td>0.1</td> <td>H</td> <td>3</td> <td>0</td> <td>0</td> <td>0</td> <td>2</td> <td>0</td> <td>0</td> <td>0</td> <td>0</td> <td>0</td> <td>9</td> <td>20</td> <td>0.00</td> <td>6.000</td> </tr> <tr> <td>45 Bill Bray, L</td> <td>(6, 1)</td> <td>1.1</td> <td>H</td> <td>7</td> <td>2</td> <td>0</td> <td>2</td> <td>1</td> <td>0</td> <td>0</td> <td>0</td> <td>0</td> <td>0</td> <td>19</td> <td>30</td> <td>0.00</td> <td>2.250</td> </tr> <tr> <td>Gary Majewski, R</td> <td>(7, 1)</td> <td>1.1</td> <td>L</td> <td>8</td> <td>4</td> <td>4</td> <td>0</td> <td>0</td> <td>0</td> <td>0</td> <td>0</td> <td>0</td> <td>1</td> <td>16</td> <td>22</td> <td>27.00</td> <td>3.000</td> </tr> <tr> <td>56 Todd Coffey, R</td> <td>(9, 1)</td> <td>1.0</td> <td></td> <td>5</td> <td>1</td> <td>0</td> <td>1</td> <td>1</td> <td>0</td> <td>0</td> <td>0</td> <td>0</td> <td>0</td> <td>11</td> <td>21</td> <td>0.00</td> <td>2.000</td> </tr> </tbody> </table> | | | | | | | | | | PITCHER | IP | WLS | BF | H | R | ER | SO | BB | IBB | HBP | BLK | WP | HR | S | P | ERA | WHIP | Kyle Lohse, R | (1, 1) | 5.0 | 19 | 4 | 2 | 2 | 7 | 0 | 0 | 0 | 0 | 0 | 1 | 53 | 26 | 3.60 | 0.800 | Jason Standridge, R | (6, 1) | 0.1 | H | 3 | 0 | 0 | 0 | 2 | 0 | 0 | 0 | 0 | 0 | 9 | 20 | 0.00 | 6.000 | 45 Bill Bray, L | (6, 1) | 1.1 | H | 7 | 2 | 0 | 2 | 1 | 0 | 0 | 0 | 0 | 0 | 19 | 30 | 0.00 | 2.250 | Gary Majewski, R | (7, 1) | 1.1 | L | 8 | 4 | 4 | 0 | 0 | 0 | 0 | 0 | 0 | 1 | 16 | 22 | 27.00 | 3.000 | 56 Todd Coffey, R | (9, 1) | 1.0 | | 5 | 1 | 0 | 1 | 1 | 0 | 0 | 0 | 0 | 0 | 11 | 21 | 0.00 | 2.000 | | | | | | | | | | | | | | | | | |
| PITCHER | IP | WLS | BF | H | R | ER | SO | BB | IBB | HBP | BLK | WP | HR | S | P | ERA | WHIP | | | | | | | | | | | | | | | | | | | | | | | | | | | | | | | | | | | | | | | | | | | | | | | | | | | | | | | | | | | | | | | | | | | | | | | | | | | | | | | | | | | | | | | | | | | | | | | | | | | | | | | | | | | | | | | | | | | | | | | |
| Kyle Lohse, R | (1, 1) | 5.0 | 19 | 4 | 2 | 2 | 7 | 0 | 0 | 0 | 0 | 0 | 1 | 53 | 26 | 3.60 | 0.800 | | | | | | | | | | | | | | | | | | | | | | | | | | | | | | | | | | | | | | | | | | | | | | | | | | | | | | | | | | | | | | | | | | | | | | | | | | | | | | | | | | | | | | | | | | | | | | | | | | | | | | | | | | | | | | | | | | | | | | | |
| Jason Standridge, R | (6, 1) | 0.1 | H | 3 | 0 | 0 | 0 | 2 | 0 | 0 | 0 | 0 | 0 | 9 | 20 | 0.00 | 6.000 | | | | | | | | | | | | | | | | | | | | | | | | | | | | | | | | | | | | | | | | | | | | | | | | | | | | | | | | | | | | | | | | | | | | | | | | | | | | | | | | | | | | | | | | | | | | | | | | | | | | | | | | | | | | | | | | | | | | | | | |
| 45 Bill Bray, L | (6, 1) | 1.1 | H | 7 | 2 | 0 | 2 | 1 | 0 | 0 | 0 | 0 | 0 | 19 | 30 | 0.00 | 2.250 | | | | | | | | | | | | | | | | | | | | | | | | | | | | | | | | | | | | | | | | | | | | | | | | | | | | | | | | | | | | | | | | | | | | | | | | | | | | | | | | | | | | | | | | | | | | | | | | | | | | | | | | | | | | | | | | | | | | | | | |
| Gary Majewski, R | (7, 1) | 1.1 | L | 8 | 4 | 4 | 0 | 0 | 0 | 0 | 0 | 0 | 1 | 16 | 22 | 27.00 | 3.000 | | | | | | | | | | | | | | | | | | | | | | | | | | | | | | | | | | | | | | | | | | | | | | | | | | | | | | | | | | | | | | | | | | | | | | | | | | | | | | | | | | | | | | | | | | | | | | | | | | | | | | | | | | | | | | | | | | | | | | | |
| 56 Todd Coffey, R | (9, 1) | 1.0 | | 5 | 1 | 0 | 1 | 1 | 0 | 0 | 0 | 0 | 0 | 11 | 21 | 0.00 | 2.000 | | | | | | | | | | | | | | | | | | | | | | | | | | | | | | | | | | | | | | | | | | | | | | | | | | | | | | | | | | | | | | | | | | | | | | | | | | | | | | | | | | | | | | | | | | | | | | | | | | | | | | | | | | | | | | | | | | | | | | | |

Atlanta Braves @ Cincinnati Reds
Great American Ball Park, Cincinnati, OH
Sun Aug 06 2006, 1:15 PM EDT
Att: 29,663 - Cloudy - 88 F

AB 37
R 6
H 11
RBI 6
BB 4
SO 10
LOB 19



| Batter | 1 | 2 | 3 | 4 | 5 | 6 | 7 | 8 | 9 | AB | R | H | RBI | BB | SO | LOB | BOTTOM | | | | | | | | | | | | | | | | | | | | | | | | | | | | | | | | | | | | | | | | | | | | | | | | | | | | | | | | | | | | | | | | | | | | | | | | | | | | | | | | | | | | | | | | | | | | | | | | | | | | | |
|---|-----------|---|--|---|---|---|---|---|---|---|--|---|-----|-----|-----|------|--------|----|----|----|-----|-----|-----|----|----|---|---|-----|------|-------------------|--------|-----|----|---|---|---|---|---|---|---|---|---|---|----|-----|------|-------|---------------------|--------|-----|---|---|---|---|---|---|---|---|---|---|---|---|---|------|-------|----------------|--------|-----|---|---|---|---|---|---|---|---|---|---|---|----|----|------|-------|-------------------|--------|-----|---|---|---|---|---|---|---|---|---|---|---|----|----|------|-------|--|--|--|--|--|--|--|--|--|--|--|--|--|--|--|--|--|
| 4 Brandon Phillips, R OBP: 0.344, SLG: 0.436 | 1-1 F9 | | 0-1 F9 | | 0-3 K | | 1-0 G6-3 | | 1-3 K | 5 | 0 | 0 | 0 | 0 | 2 | 2 | | | | | | | | | | | | | | | | | | | | | | | | | | | | | | | | | | | | | | | | | | | | | | | | | | | | | | | | | | | | | | | | | | | | | | | | | | | | | | | | | | | | | | | | | | | | | | | | | | | | | | |
| Scott Hatteberg, L OBP: 0.414, SLG: 0.497 | 2-2 L7 | | 4-2 1B 12 BB 2B | | 0-1 BB 12 BB 1B | | 2-1 G4-3 | | | 3 | 1 | 1 | 0 | 1 | 0 | 0 | | | | | | | | | | | | | | | | | | | | | | | | | | | | | | | | | | | | | | | | | | | | | | | | | | | | | | | | | | | | | | | | | | | | | | | | | | | | | | | | | | | | | | | | | | | | | | | | | | | | | | |
| Ken Griffey Jr., L OBP: 0.297, SLG: 0.498 | 2-2 HR | | 3-2 1B 12 BB 2B | | 0-2 P4 | | 2-0 F7 | | | 4 | 2 | 2 | 2 | 0 | 0 | 1 | | | | | | | | | | | | | | | | | | | | | | | | | | | | | | | | | | | | | | | | | | | | | | | | | | | | | | | | | | | | | | | | | | | | | | | | | | | | | | | | | | | | | | | | | | | | | | | | | | | | | | |
| 12 Edwin Encarnación, R OBP: 0.375, SLG: 0.487 | 0-1 L9 | | 1-2 1B 1-H 3-H 2B | | 0-0 BB 1B | | 3-2 G4-3 | | | 4 | 0 | 2 | 2 | 0 | 0 | 0 | | | | | | | | | | | | | | | | | | | | | | | | | | | | | | | | | | | | | | | | | | | | | | | | | | | | | | | | | | | | | | | | | | | | | | | | | | | | | | | | | | | | | | | | | | | | | | | | | | | | | | |
| Adam Dunn, L OBP: 0.385, SLG: 0.556 | | 2-3 K | 0-2 F8 | | 4-2 BB | | 3-2 F8 | | | 3 | 0 | 0 | 0 | 1 | 1 | 1 | | | | | | | | | | | | | | | | | | | | | | | | | | | | | | | | | | | | | | | | | | | | | | | | | | | | | | | | | | | | | | | | | | | | | | | | | | | | | | | | | | | | | | | | | | | | | | | | | | | | | | |
| 26 David Ross, R 45 Bill Bray, L Gary Majewski, R 6 Ryan Freel, R 56 Todd Coffey, R | | 3-3 K | | 2-3 K | | 0-1 G1-3 | | 0-3 K | | 3 | 0 | 0 | 0 | 0 | 2 | 3 | | | | | | | | | | | | | | | | | | | | | | | | | | | | | | | | | | | | | | | | | | | | | | | | | | | | | | | | | | | | | | | | | | | | | | | | | | | | | | | | | | | | | | | | | | | | | | | | | | | | | | |
| 27 Chris Denorfia, R OBP: 0.333, SLG: 0.273 | | 0-3 K | | 4-2 BB | | 0-0 B1-3 | | | 0-1 L9 | 3 | 0 | 0 | 0 | 1 | 1 | 0 | | | | | | | | | | | | | | | | | | | | | | | | | | | | | | | | | | | | | | | | | | | | | | | | | | | | | | | | | | | | | | | | | | | | | | | | | | | | | | | | | | | | | | | | | | | | | | | | | | | | | | |
| Royce Clayton, R OBP: 0.313, SLG: 0.350 | | | 1-1 1B SH3-4 1B | | 3-1 L8 | | 2-2 K | | 0-2 E1 | 4 | 1 | 1 | 0 | 0 | 1 | 1 | | | | | | | | | | | | | | | | | | | | | | | | | | | | | | | | | | | | | | | | | | | | | | | | | | | | | | | | | | | | | | | | | | | | | | | | | | | | | | | | | | | | | | | | | | | | | | | | | | | | | | |
| Kyle Lohse, R Jason Standridge, R Jason LaRue, R Rich Aurilia, R | | | 0-1 SH3-4 | | 1-3 K | | 1-0 P3 | | 1-3 K | 1 | 0 | 0 | 0 | 0 | 1 | 1 | | | | | | | | | | | | | | | | | | | | | | | | | | | | | | | | | | | | | | | | | | | | | | | | | | | | | | | | | | | | | | | | | | | | | | | | | | | | | | | | | | | | | | | | | | | | | | | | | | | | | | |
| | | R: 1 H: 1 E: 0 LOB: 0 K: 0 BB: 0 S: 13 P: 18 | R: 0 H: 0 E: 0 LOB: 0 K: 3 BB: 0 S: 9 P: 14 | R: 3 H: 3 E: 0 LOB: 1 K: 0 BB: 1 S: 19 P: 28 | R: 0 H: 0 E: 0 LOB: 1 K: 2 BB: 1 S: 10 P: 20 | R: 0 H: 2 E: 0 LOB: 3 K: 1 BB: 1 S: 13 P: 17 | R: 0 H: 0 E: 0 LOB: 0 K: 1 BB: 0 S: 5 P: 8 | R: 0 H: 0 E: 0 LOB: 0 K: 0 BB: 0 S: 4 P: 9 | R: 0 H: 0 E: 0 LOB: 0 K: 1 BB: 0 S: 11 P: 17 | R: 0 H: 0 E: 1 LOB: 1 K: 2 BB: 0 S: 11 P: 13 | 1B: 4 SF: 0 2B: 1 SAC: 1 3B: 0 DP: 0 HR: 1 HBP: 0 | WP: 0 PA: 37 PB: 0 SB: 0 CS: 0 | | | | | | | | | | | | | | | | | | | | | | | | | | | | | | | | | | | | | | | | | | | | | | | | | | | | | | | | | | | | | | | | | | | | | | | | | | | | | | | | | | | | | | | | | | | | | | | | | | | | | | | | | | |
| | | <table border="1"> <thead> <tr> <th>PITCHER</th> <th>IP</th> <th>WLS</th> <th>BF</th> <th>H</th> <th>R</th> <th>ER</th> <th>SO</th> <th>BB</th> <th>IBB</th> <th>HBP</th> <th>BLK</th> <th>WP</th> <th>HR</th> <th>S</th> <th>P</th> <th>ERA</th> <th>WHIP</th> </tr> </thead> <tbody> <tr> <td>29 John Smoltz, R</td> <td>(1, 1)</td> <td>6.0</td> <td>27</td> <td>6</td> <td>4</td> <td>4</td> <td>7</td> <td>3</td> <td>0</td> <td>0</td> <td>0</td> <td>0</td> <td>0</td> <td>69</td> <td>105</td> <td>6.00</td> <td>1.500</td> </tr> <tr> <td>49 Macay McBride, L</td> <td>(7, 1)</td> <td>1.0</td> <td>W</td> <td>3</td> <td>0</td> <td>0</td> <td>0</td> <td>0</td> <td>0</td> <td>0</td> <td>0</td> <td>0</td> <td>0</td> <td>4</td> <td>9</td> <td>0.00</td> <td>0.000</td> </tr> <tr> <td>Danyis Baez, R</td> <td>(8, 1)</td> <td>1.0</td> <td>H</td> <td>3</td> <td>0</td> <td>0</td> <td>1</td> <td>0</td> <td>0</td> <td>0</td> <td>0</td> <td>0</td> <td>0</td> <td>11</td> <td>17</td> <td>0.00</td> <td>0.000</td> </tr> <tr> <td>28 Bob Wickman, R</td> <td>(9, 1)</td> <td>1.0</td> <td>S</td> <td>4</td> <td>0</td> <td>0</td> <td>2</td> <td>0</td> <td>0</td> <td>0</td> <td>0</td> <td>0</td> <td>0</td> <td>11</td> <td>13</td> <td>0.00</td> <td>0.000</td> </tr> </tbody> </table> | | | | | | | | | | PITCHER | IP | WLS | BF | H | R | ER | SO | BB | IBB | HBP | BLK | WP | HR | S | P | ERA | WHIP | 29 John Smoltz, R | (1, 1) | 6.0 | 27 | 6 | 4 | 4 | 7 | 3 | 0 | 0 | 0 | 0 | 0 | 69 | 105 | 6.00 | 1.500 | 49 Macay McBride, L | (7, 1) | 1.0 | W | 3 | 0 | 0 | 0 | 0 | 0 | 0 | 0 | 0 | 0 | 4 | 9 | 0.00 | 0.000 | Danyis Baez, R | (8, 1) | 1.0 | H | 3 | 0 | 0 | 1 | 0 | 0 | 0 | 0 | 0 | 0 | 11 | 17 | 0.00 | 0.000 | 28 Bob Wickman, R | (9, 1) | 1.0 | S | 4 | 0 | 0 | 2 | 0 | 0 | 0 | 0 | 0 | 0 | 11 | 13 | 0.00 | 0.000 | | | | | | | | | | | | | | | | | |
| PITCHER | IP | WLS | BF | H | R | ER | SO | BB | IBB | HBP | BLK | WP | HR | S | P | ERA | WHIP | | | | | | | | | | | | | | | | | | | | | | | | | | | | | | | | | | | | | | | | | | | | | | | | | | | | | | | | | | | | | | | | | | | | | | | | | | | | | | | | | | | | | | | | | | | | | | | | | | | | | |
| 29 John Smoltz, R | (1, 1) | 6.0 | 27 | 6 | 4 | 4 | 7 | 3 | 0 | 0 | 0 | 0 | 0 | 69 | 105 | 6.00 | 1.500 | | | | | | | | | | | | | | | | | | | | | | | | | | | | | | | | | | | | | | | | | | | | | | | | | | | | | | | | | | | | | | | | | | | | | | | | | | | | | | | | | | | | | | | | | | | | | | | | | | | | | |
| 49 Macay McBride, L | (7, 1) | 1.0 | W | 3 | 0 | 0 | 0 | 0 | 0 | 0 | 0 | 0 | 0 | 4 | 9 | 0.00 | 0.000 | | | | | | | | | | | | | | | | | | | | | | | | | | | | | | | | | | | | | | | | | | | | | | | | | | | | | | | | | | | | | | | | | | | | | | | | | | | | | | | | | | | | | | | | | | | | | | | | | | | | | |
| Danyis Baez, R | (8, 1) | 1.0 | H | 3 | 0 | 0 | 1 | 0 | 0 | 0 | 0 | 0 | 0 | 11 | 17 | 0.00 | 0.000 | | | | | | | | | | | | | | | | | | | | | | | | | | | | | | | | | | | | | | | | | | | | | | | | | | | | | | | | | | | | | | | | | | | | | | | | | | | | | | | | | | | | | | | | | | | | | | | | | | | | | |
| 28 Bob Wickman, R | (9, 1) | 1.0 | S | 4 | 0 | 0 | 2 | 0 | 0 | 0 | 0 | 0 | 0 | 11 | 13 | 0.00 | 0.000 | | | | | | | | | | | | | | | | | | | | | | | | | | | | | | | | | | | | | | | | | | | | | | | | | | | | | | | | | | | | | | | | | | | | | | | | | | | | | | | | | | | | | | | | | | | | | | | | | | | | | |

Atlanta Braves @ Cincinnati Reds
Great American Ball Park, Cincinnati, OH
Sun Aug 06 2006, 1:15 PM EDT
Att: 29,663 - Cloudy - 88 F

AB 33
R 4
H 6
RBI 4
BB 3
SO 10
LOB 10



| Batter | 1 | 2 | 3 | 4 | 5 | 6 | 7 | 8 | 9 | AB | R | H | RBI | BB | SO | LOB | TOP | | | | | | | | | | | | | | | | | | | | | |
|--|------------------------------|---------------------------------|------------------------------|----------------------------------|------------------------------|----------------------------------|-------------------------------|----------------------------------|-------------------------------|----------------------------------|------------------------------|----------------------------------|------------------------------|---------------------------------|-------------------------------|----------------------------------|--|---------------------------------|----------------------------------|------------------------------------|----------------------------------|--------|-----|----|---|---|----|----|----|-----|-----|-----|----|----|---|---|------|-------|
| 11 Jimmy Rollins, S OBP: 0.329, SLG: 0.445 | L7 | | G4-3 | | | P4 | | | | 5 | 1 | 2 | 2 | 0 | 0 | 2 | Philadelphia Phillies @ Atlanta Braves Turner Field, Atlanta, GA Mon Aug 07 2006, 7:05 PM EDT Att: 26,177 - Partly Cloudy - 94 F | | | | | | | | | | | | | | | | | | | | | |
| 8 Shane Victorino, S OBP: 0.336, SLG: 0.426 | P4 | | | | | P4 | | | | 4 | 1 | 2 | 2 | 0 | 0 | 1 | | | | | | | | | | | | | | | | | | | | | | |
| 26 Chase Utley, L OBP: 0.387, SLG: 0.550 | K | | | | | F7 | | | | 5 | 1 | 0 | 0 | 0 | 1 | 5 | | | | | | | | | | | | | | | | | | | | | | |
| 6 Ryan Howard, L OBP: 0.379, SLG: 0.627 | | K | | | | | | | | 4 | 2 | 2 | 2 | 1 | 1 | 2 | | | | | | | | | | | | | | | | | | | | | | |
| Pat Burrell, R OBP: 0.376, SLG: 0.503 Arthur Rhodes, L (8, 1) | | G4-3 | | | | | | | | 3 | 0 | 1 | 1 | 1 | 1 | 1 | | | | | | | | | | | | | | | | | | | | | | |
| 4 Danny Sandoval, S OBP: 0.353, SLG: 0.214 Geoff Geary, R OBP: 0.500, SLG: 0.667 | | | | | | | | | | 0 | 0 | 0 | 0 | 0 | 0 | 0 | | | | | | | | | | | | | | | | | | | | | | |
| Aaron Rowand, R OBP: 0.316, SLG: 0.436 | | | | | | | | | | 1 | 0 | 1 | 0 | 0 | 0 | 0 | | | | | | | | | | | | | | | | | | | | | | |
| Mike Lieberthal, R OBP: 0.281, SLG: 0.365 | | | | | | | | | | 5 | 0 | 1 | 1 | 0 | 1 | 3 | | | | | | | | | | | | | | | | | | | | | | |
| Abraham Nunez, S OBP: 0.226, SLG: 0.214 | | | | | | | | | | 4 | 0 | 0 | 0 | 1 | 0 | 4 | | | | | | | | | | | | | | | | | | | | | | |
| 39 Brett Myers, R OBP: 0.068, SLG: 0.024 29 Chris Roberson, S OBP: 0.174, SLG: 0.174 63 Ryan Madison, L OBP: 0.212, SLG: 0.219 David Dellucci, L OBP: 0.397, SLG: 0.627 | | | | | | | | | | 3 | 2 | 0 | 0 | 2 | 0 | 4 | | | | | | | | | | | | | | | | | | | | | | |
| Inning Stats | R: 0 E: 0 K: 1 S: 6 | H: 0 LOB: 0 BB: 0 P: 8 | R: 0 E: 0 K: 2 S: 8 | H: 0 LOB: 0 BB: 0 P: 11 | R: 0 E: 0 K: 0 S: 9 | H: 0 LOB: 1 BB: 1 P: 16 | R: 2 E: 0 K: 0 S: 12 | H: 1 LOB: 1 BB: 1 P: 22 | R: 5 E: 1 K: 0 S: 16 | H: 4 LOB: 2 BB: 2 P: 30 | R: 0 E: 0 K: 1 S: 9 | H: 1 LOB: 1 BB: 0 P: 15 | R: 0 E: 0 K: 1 S: 6 | H: 1 LOB: 0 BB: 0 P: 7 | R: 2 E: 0 K: 0 S: 11 | H: 2 LOB: 2 BB: 2 P: 26 | R: 0 E: 0 K: 0 S: 7 | H: 1 LOB: 1 BB: 0 P: 8 | 1B: 7 2B: 2 3B: 0 HR: 1 | SF: 0 SAC: 1 DP: 1 HBP: 1 | WP: 0 PB: 1 SB: 1 CS: 0 | PA: 44 | | | | | | | | | | | | | | | | |
| PITCHER | IP | WLS | BF | H | R | ER | SO | BB | IBB | HBP | BLK | WP | HR | S | P | ERA | WHIP | PITCHER | | | | IP | WLS | BF | H | R | ER | SO | BB | IBB | HBP | BLK | WP | HR | S | P | ERA | WHIP |
| Horacio Ramirez, L ERA: 4.48 | 4.0 | L | 17 | 1 | 3 | 3 | 3 | 3 | 0 | 1 | 0 | 0 | 1 | 35 | 61 | 6.75 | 1.000 | 54 Chad Paronto, R ERA: 2.72 | | | | 1.0 | | 4 | 1 | 0 | 0 | 0 | 0 | 0 | 0 | 0 | 0 | 0 | 7 | 8 | 0.00 | 1.000 |
| Oscar Villarreal, R ERA: 4.61 | 1.1 | | 11 | 5 | 4 | 4 | 0 | 0 | 1 | 0 | 0 | 0 | 0 | 21 | 34 | 27.00 | 3.750 | | | | | | | | | | | | | | | | | | | | | |
| Wayne Franklin, L ERA: | 0.2 | | 2 | 0 | 0 | 0 | 0 | 0 | 0 | 0 | 0 | 0 | 0 | 4 | 7 | 0.00 | 0.000 | | | | | | | | | | | | | | | | | | | | | |
| Ken Ray, R ERA: 3.91 | 1.1 | | 6 | 1 | 2 | 2 | 1 | 2 | 0 | 0 | 0 | 0 | 0 | 11 | 21 | 13.50 | 2.250 | | | | | | | | | | | | | | | | | | | | | |
| 49 Macay McBride, L ERA: 3.89 | 0.2 | | 4 | 2 | 0 | 0 | 0 | 0 | 0 | 0 | 0 | 0 | 0 | 6 | 12 | 0.00 | 3.000 | | | | | | | | | | | | | | | | | | | | | |

| | |
|-----|----|
| AB | 36 |
| R | 9 |
| H | 10 |
| RBI | 8 |
| BB | 6 |
| SO | 4 |
| LOB | 23 |



| Batter | 1 | 2 | 3 | 4 | 5 | 6 | 7 | 8 | 9 | AB | R | H | RBI | BB | SO | LOB | BOTTOM | | | | | | | | | | | | | | | | | | | | | |
|--|------------------------------|----------------------------------|-------------------------------|----------------------------------|------------------------------|---------------------------------|------------------------------|----------------------------------|-------------------------------|----------------------------------|------------------------------|----------------------------------|-------------------------------|----------------------------------|------------------------------|---------------------------------|--|----------------------------------|----------------------------------|------------------------------------|----------------------------------|--------|-----|----|---|---|----|----|----|-----|-----|-----|----|------|-------|---|-----|------|
| 14 Willy Aybar, S OBP: 0.348, SLG: 0.380 | G6-3 | | G5-3 | | | F8 | | | | 5 | 1 | 1 | 0 | 0 | 0 | 1 | Philadelphia Phillies @ Atlanta Braves Turner Field, Atlanta, GA Mon Aug 07 2006, 7:05 PM EDT Att: 26,177 - Partly Cloudy - 94 F | | | | | | | | | | | | | | | | | | | | | |
| Marcus Giles, R OBP: 0.360, SLG: 0.405 | G6-3 | | | | | | | | | 5 | 1 | 2 | 2 | 0 | 1 | 1 | | | | | | | | | | | | | | | | | | | | | | |
| 11 Edgar Renteria, R OBP: 0.387, SLG: 0.459 | K | | | | | | | | | 4 | 3 | 2 | 0 | 1 | 2 | 1 | | | | | | | | | | | | | | | | | | | | | | |
| Andrew Jones, R OBP: 0.355, SLG: 0.526 | | | | | | | | | | 5 | 1 | 1 | 2 | 0 | 0 | 3 | | | | | | | | | | | | | | | | | | | | | | |
| 16 Brian McCann, L OBP: 0.406, SLG: 0.562 | | | | | | | | | | 4 | 0 | 3 | 0 | 1 | 1 | 0 | | | | | | | | | | | | | | | | | | | | | | |
| 7 Jeff Francoeur, R OBP: 0.282, SLG: 0.450 | | | | | | | | | | 4 | 0 | 2 | 1 | 1 | 1 | 3 | | | | | | | | | | | | | | | | | | | | | | |
| Adam LaRoche, L OBP: 0.334, SLG: 0.549 | | | | | | | | | | 4 | 0 | 0 | 1 | 0 | 1 | 5 | | | | | | | | | | | | | | | | | | | | | | |
| Scott Thorman, L OBP: 0.303, SLG: 0.460 Wayne Franklin, L (8, 1) 4 Pete Orr, L OBP: 0.317, SLG: 0.296 Ken Ray, R (7, 1) 49 Macay McBride, L (8, 1) Tony Pena Jr, R OBP: 0.337, SLG: 0.351 54 Chad Paronto, R (8, 1) | | | | | | | | | | 2 | 0 | 1 | 0 | 0 | 0 | 2 | | | | | | | | | | | | | | | | | | | | | | |
| Horacio Ramirez, L OBP: 0.160, SLG: 0.125 Oscar Villarreal, L (5, 1) | | | | | | | | | | 0 | 0 | 0 | 0 | 0 | 0 | 0 | | | | | | | | | | | | | | | | | | | | | | |
| Ryan Langerhans, L OBP: 0.337, SLG: 0.351 23 Matt Diaz, R OBP: 0.346, SLG: 0.467 | | | | | | | | | | 2 | 0 | 0 | 0 | 0 | 1 | 0 | | | | | | | | | | | | | | | | | | | | | | |
| Inning Stats | R: 0 E: 0 K: 1 S: 8 | H: 0 LOB: 0 BB: 0 P: 15 | R: 0 E: 0 K: 1 S: 11 | H: 1 LOB: 1 BB: 0 P: 17 | R: 0 E: 0 K: 1 S: 6 | H: 1 LOB: 1 BB: 0 P: 9 | R: 1 E: 0 K: 0 S: 9 | H: 0 LOB: 2 BB: 3 P: 23 | R: 3 E: 0 K: 1 S: 21 | H: 5 LOB: 2 BB: 0 P: 29 | R: 0 E: 0 K: 1 S: 6 | H: 0 LOB: 0 BB: 0 P: 11 | R: 0 E: 0 K: 2 S: 14 | H: 2 LOB: 2 BB: 0 P: 23 | R: 0 E: 0 K: 1 S: 6 | H: 0 LOB: 0 BB: 0 P: 9 | R: 2 E: 0 K: 0 S: 17 | H: 3 LOB: 1 BB: 0 P: 20 | 1B: 8 2B: 2 3B: 0 HR: 2 | SF: 0 SAC: 1 DP: 0 HBP: 0 | WP: 0 PB: 1 SB: 0 CS: 0 | PA: 42 | | | | | | | | | | | | | | | | |
| PITCHER | IP | WLS | BF | H | R | ER | SO | BB | IBB | HBP | BLK | WP | HR | S | P | ERA | WHIP | PITCHER | | | | IP | WLS | BF | H | R | ER | SO | BB | IBB | HBP | BLK | WP | HR | S | P | ERA | WHIP |
| 39 Brett Myers, R ERA: 3.95 | 5.0 | W | 25 | 7 | 4 | 4 | 4 | 3 | 0 | 0 | 0 | 0 | 0 | 20 | 34 | 0.00 | 1.000 | 54 Chad Paronto, R ERA: 2.72 | | | | 1.0 | | 4 | 1 | 0 | 0 | 0 | 0 | 0 | 0 | 7 | 8 | 0.00 | 1.000 | | | |
| 63 Ryan Madison, R ERA: 5.79 | 2.0 | H | 8 | 2 | 0 | 0 | 3 | 0 | 0 | 0 | 0 | 0 | 0 | 6 | 9 | 0.00 | 0.000 | | | | | | | | | | | | | | | | | | | | | |
| Arthur Rhodes, L ERA: 5.35 | 1.0 | | 3 | 0 | 0 | 0 | 1 | 0 | 0 | 0 | 0 | 0 | 0 | 6 | 9 | 0.00 | 0.000 | | | | | | | | | | | | | | | | | | | | | |
| Geoff Geary, R ERA: 3.52 | 1.0 | | 6 | 3 | 2 | 2 | 0 | 0 | 0 | 0 | 0 | 0 | 1 | 17 | 20 | 18.00 | 3.000 | | | | | | | | | | | | | | | | | | | | | |



| Batter | 1 | 2 | 3 | 4 | 5 | 6 | 7 | 8 | 9 | AB | R | H | RBI | BB | SO | LOB | TOP | | | | | | | | | | | |
|--|-------------------------------|----------------------------------|------------------------------|---------------------------------|------------------------------|----------------------------------|------------------------------|----------------------------------|------------------------------|---------------------------------|-------------------------------|----------------------------------|------------------------------|----------------------------------|------------------------------|----------------------------------|---|----------------------------------|------------------------------------|----------------------------------|--------|--|--|--|--|--|--|--|
| 11 Jimmy Rollins, S OBP: 0.326, SLG: 0.440 | | | | | | | | | | 5 | 0 | 0 | 0 | 0 | 3 | 3 | Philadelphia Phillies @ Atlanta Braves Turner Field, Atlanta, GA Tue Aug 08 2006, 7:35 PM EDT Att: 30,714 - Partly Cloudy - 90 F | | | | | | | | | | | |
| 8 Shane Victorino, S OBP: 0.335, SLG: 0.419 | | | | | | | | | | 3 | 1 | 0 | 0 | 1 | 1 | 2 | | | | | | | | | | | | |
| 26 Chase Utley, L OBP: 0.390, SLG: 0.550 | | | | | | | | | | 2 | 0 | 1 | 0 | 2 | 1 | 0 | | | | | | | | | | | | |
| 6 Ryan Howard, L OBP: 0.380, SLG: 0.627 | | | | | | | | | | 3 | 0 | 1 | 0 | 1 | 1 | 3 | | | | | | | | | | | | |
| David Dellucci, L OBP: 0.393, SLG: 0.622 | | | | | | | | | | 3 | 0 | 1 | 1 | 0 | 0 | 0 | | | | | | | | | | | | |
| 27 Chris Coste, R OBP: 0.383, SLG: 0.534 | | | | | | | | | | 4 | 0 | 0 | 0 | 0 | 2 | 3 | | | | | | | | | | | | |
| Aaron Rowand, R OBP: 0.318, SLG: 0.437 | | | | | | | | | | 4 | 0 | 2 | 0 | 0 | 1 | 1 | | | | | | | | | | | | |
| Abraham Nunez, S OBP: 0.227, SLG: 0.215 | | | | | | | | | | 4 | 0 | 1 | 0 | 0 | 2 | 2 | | | | | | | | | | | | |
| 35 Cole Hamels, L Pat Burrell, R Geoff Geary, R Aaron Fultz, L Rick White, R Mike Lieberthal, R | | | | | | | | | | 1 | 0 | 1 | 0 | 1 | 0 | 0 | | | | | | | | | | | | |
| Inning Stats | R: 0 E: 0 K: 1 S: 10 | H: 1 LOB: 1 BB: 0 P: 15 | R: 0 E: 0 K: 1 S: 8 | H: 1 LOB: 1 BB: 0 P: 9 | R: 0 E: 0 K: 2 S: 9 | H: 0 LOB: 2 BB: 2 P: 22 | R: 0 E: 0 K: 1 S: 8 | H: 1 LOB: 0 BB: 0 P: 12 | R: 0 E: 0 K: 1 S: 6 | H: 1 LOB: 1 BB: 0 P: 8 | R: 0 E: 0 K: 2 S: 10 | H: 1 LOB: 1 BB: 0 P: 15 | R: 1 E: 0 K: 2 S: 9 | H: 0 LOB: 2 BB: 3 P: 24 | R: 0 E: 0 K: 1 S: 9 | H: 1 LOB: 1 BB: 0 P: 16 | | 1B: 6 2B: 1 3B: 0 HR: 0 | SF: 1 SAC: 0 DP: 0 HBP: 0 | WP: 0 PB: 0 SB: 2 CS: 1 | PA: 38 | | | | | | | |
| PITCHER | IP | WLS | BF | H | R | ER | SO | BB | IBB | HBP | BLK | WP | HR | S | P | ERA | WHIP | | | | | | | | | | | |
| 15 Tim Hudson, R | (1, 1) | 7.0 | W | 27 | 6 | 0 | 0 | 8 | 2 | 0 | 0 | 0 | 0 | 0 | 59 | 93 | 0.00 | 1.143 | | | | | | | | | | |
| Danys Baez, R | (8, 1) | 0.1 | H | 4 | 0 | 1 | 1 | 1 | 3 | 0 | 0 | 0 | 0 | 0 | 5 | 18 | 27.00 | 9.000 | | | | | | | | | | |
| Wayne Franklin, L | (8, 1) | 0.1 | H | 1 | 0 | 0 | 0 | 0 | 0 | 0 | 0 | 0 | 0 | 0 | 1 | 1 | 0.00 | 0.000 | | | | | | | | | | |
| Tyler Yates, R | (8, 1) | 0.1 | H | 1 | 0 | 0 | 0 | 1 | 0 | 0 | 0 | 0 | 0 | 0 | 3 | 5 | 0.00 | 0.000 | | | | | | | | | | |
| 28 Bob Wickman, R | (9, 1) | 1.0 | S | 4 | 1 | 0 | 0 | 1 | 0 | 0 | 0 | 0 | 0 | 0 | 9 | 16 | 0.00 | 1.000 | | | | | | | | | | |

| | |
|-----|----|
| AB | 31 |
| R | 1 |
| H | 7 |
| RBI | 1 |
| BB | 5 |
| SO | 11 |
| LOB | 16 |



| Batter | 1 | 2 | 3 | 4 | 5 | 6 | 7 | 8 | 9 | AB | R | H | RBI | BB | SO | LOB | BOTTOM | | | | | | | | | | | |
|---|-------------------------------|----------------------------------|-------------------------------|----------------------------------|------------------------------|---------------------------------|------------------------------|---------------------------------|------------------------------|----------------------------------|------------------------------|----------------------------------|-------------------------------|----------------------------------|------------------------------|---------------------------------|---|----------------------------------|------------------------------------|----------------------------------|--------|--|--|--|--|--|--|--|
| 14 Willy Aybar, S OBP: 0.346, SLG: 0.377 | | | | | | | | | | 4 | 0 | 1 | 0 | 0 | 2 | 1 | Philadelphia Phillies @ Atlanta Braves Turner Field, Atlanta, GA Tue Aug 08 2006, 7:35 PM EDT Att: 30,714 - Partly Cloudy - 90 F | | | | | | | | | | | |
| Marcus Giles, R OBP: 0.361, SLG: 0.406 | | | | | | | | | | 4 | 0 | 2 | 0 | 0 | 1 | 0 | | | | | | | | | | | | |
| 11 Edgar Renteria, R OBP: 0.385, SLG: 0.455 | | | | | | | | | | 3 | 0 | 0 | 0 | 1 | 2 | 2 | | | | | | | | | | | | |
| Andrew Jones, R OBP: 0.355, SLG: 0.523 | | | | | | | | | | 4 | 0 | 1 | 0 | 0 | 1 | 1 | | | | | | | | | | | | |
| 7 Jeff Francoeur, R OBP: 0.282, SLG: 0.448 | | | | | | | | | | 2 | 1 | 0 | 0 | 0 | 1 | 1 | | | | | | | | | | | | |
| 16 Brian McCann, L OBP: 0.408, SLG: 0.567 | | | | | | | | | | 3 | 1 | 2 | 0 | 0 | 0 | 0 | | | | | | | | | | | | |
| 23 Matt Diaz, R OBP: 0.346, SLG: 0.480 | | | | | | | | | | 2 | 1 | 1 | 1 | 0 | 0 | 1 | | | | | | | | | | | | |
| Scott Thorman, L OBP: 0.289, SLG: 0.467 | | | | | | | | | | 3 | 0 | 1 | 1 | 0 | 1 | 2 | | | | | | | | | | | | |
| 15 Tim Hudson, R Tony Lincecum, R Danys Baez, R Wayne Franklin, L Tyler Yates, R 28 Bob Wickman, R | | | | | | | | | | 1 | 0 | 0 | 1 | 0 | 0 | 0 | | | | | | | | | | | | |
| Inning Stats | R: 0 E: 0 K: 1 S: 11 | H: 0 LOB: 1 BB: 1 P: 20 | R: 0 E: 0 K: 2 S: 10 | H: 1 LOB: 1 BB: 0 P: 14 | R: 0 E: 0 K: 0 S: 7 | H: 2 LOB: 1 BB: 0 P: 8 | R: 0 E: 0 K: 0 S: 6 | H: 1 LOB: 0 BB: 0 P: 9 | R: 1 E: 0 K: 1 S: 9 | H: 1 LOB: 0 BB: 0 P: 18 | R: 0 E: 0 K: 2 S: 8 | H: 1 LOB: 0 BB: 0 P: 11 | R: 2 E: 0 K: 1 S: 11 | H: 2 LOB: 1 BB: 0 P: 18 | R: 0 E: 0 K: 1 S: 7 | H: 0 LOB: 0 BB: 0 P: 7 | | 1B: 5 2B: 3 3B: 1 HR: 0 | SF: 1 SAC: 1 DP: 2 HBP: 1 | WP: 0 PB: 0 SB: 0 CS: 0 | PA: 31 | | | | | | | |
| PITCHER | IP | WLS | BF | H | R | ER | SO | BB | IBB | HBP | BLK | WP | HR | S | P | ERA | WHIP | | | | | | | | | | | |
| 35 Cole Hamels, L | (1, 1) | 6.0 | L | 22 | 6 | 1 | 1 | 6 | 1 | 0 | 0 | 0 | 0 | 51 | 80 | 1.50 | 1.167 | | | | | | | | | | | |
| Geoff Geary, R | (7, 1) | 0.1 | | 3 | 1 | 2 | 2 | 0 | 0 | 0 | 1 | 0 | 0 | 0 | 5 | 9 | 54.00 | 3.000 | | | | | | | | | | |
| Aaron Fultz, L | (7, 1) | 0.2 | | 3 | 1 | 0 | 0 | 1 | 0 | 0 | 0 | 0 | 0 | 0 | 6 | 9 | 0.00 | 1.500 | | | | | | | | | | |
| Rick White, R | (8, 1) | 1.0 | | 3 | 0 | 0 | 0 | 1 | 0 | 0 | 0 | 0 | 0 | 7 | 7 | 0.00 | 0.000 | | | | | | | | | | | |

| | |
|-----|----|
| AB | 27 |
| R | 3 |
| H | 8 |
| RBI | 3 |
| BB | 1 |
| SO | 8 |
| LOB | 9 |



| Batter | 1 | 2 | 3 | 4 | 5 | 6 | 7 | 8 | 9 | AB | R | H | RBI | BB | SO | LOB | TOP | | | |
|--|-------------------------------|----------------------------------|-------------------------------|----------------------------------|-------------------------------|----------------------------------|------------------------------|---------------------------------|-------------------------------|----------------------------------|-------------------------------|----------------------------------|-------------------------------|----------------------------------|------------------------------|----------------------------------|---|------------------------------------|----------------------------------|--------|
| 11 Jimmy Rollins, S OBP: 0.330, SLG: 0.441 | 1-1 26 S 1B | | 0-2 F9 | | 1-0 1-2 1B | | | | 2-3 K | 4 | 1 | 2 | 1 | 2 | 1 | 0 | Philadelphia Phillies @ Atlanta Braves Turner Field, Atlanta, GA Wed Aug 09 2006, 1:05 PM EDT Att: 27,222 - Sunny - 95 F | | | |
| 8 Shane Victorino, S OBP: 0.335, SLG: 0.414 | 3-2 SAFE P3 | | 2-2 1B | | 1-3 K | | | | 0-0 P2 | 5 | 1 | 1 | 1 | 1 | 2 | 6 | | | | |
| 26 Chase Utley, L OBP: 0.390, SLG: 0.550 | 1 SAFE 3-3 K | | 0-1 F8 | | | 1-2 P2 | 2-2 G1-3 | 2-2 63 G3-1 6 1B | | 5 | 1 | 2 | 3 | 0 | 1 | 2 | | | | |
| 4 Danny Sandoval, S OBP: 0.353, SLG: 0.214 | 1-2 K | | | | | 3-2 P6 | 0-0 G1-3 | 1-2 63 G3-1 1B | | 0 | 0 | 0 | 0 | 0 | 0 | 0 | | | | |
| 6 Ryan Howard, L OBP: 0.378, SLG: 0.622 | 2-3 K | | | 0-3 K | | 1-1 P3 | 1-0 HR | 1-2 2-3 1B | | 5 | 0 | 1 | 1 | 0 | 2 | 1 | | | | |
| Pat Burrell, R OBP: 0.377, SLG: 0.511 | | 3-2 P3 | | 1-1 P3 | | 1-1 P3 | 1-0 1B | 0-2 G3-1 | | 4 | 2 | 2 | 1 | 0 | 0 | 0 | | | | |
| 63 Ryan Madson, L OBP: 0.206, SLG: 0.212 | | | | | | | | | | 1 | 0 | 0 | 0 | 0 | 0 | 2 | | | | |
| 48 Brian Sanches, R | | | | | | | | | | 0 | 0 | 0 | 0 | 0 | 0 | 0 | | | | |
| Aaron Rowand, R OBP: 0.318, SLG: 0.435 | | 2-1 S HBP | | 0-1 F9 | | 0-2 G4-3 | 0-2 E 1B | 2-0 G6-3 | | 4 | 1 | 1 | 0 | 0 | 0 | 2 | | | | |
| Mike Lieberthal, R OBP: 0.283, SLG: 0.355 | | 2-3 SAFE K | | | | 2-1 G4-3 | | 4-1 BB | | 3 | 2 | 0 | 0 | 2 | 1 | 2 | | | | |
| Abraham Nunez, S OBP: 0.232, SLG: 0.221 | | | 3-3 K | | 1-0 F8 | | | 0-0 G4-3 | | 5 | 1 | 2 | 1 | 0 | 1 | 4 | | | | |
| Randy Wolf, L OBP: 0.167, SLG: 0.200 | | | 1-2 K | | | 1-1 F8 | | | | 2 | 0 | 1 | 0 | 0 | 0 | 0 | | | | |
| Rick White, R | | | | | | | | | | 0 | 0 | 0 | 0 | 0 | 0 | 0 | | | | |
| 29 Chris Roberson, S OBP: 0.200, SLG: 0.200 | | | 3-2 F8 | | | 1-1 11 1B | | | 1-3 K | 2 | 0 | 1 | 0 | 0 | 0 | 0 | | | | |
| Inning Stats | R: 0 E: 0 K: 2 S: 15 | H: 1 LOB: 1 BB: 0 P: 24 | R: 0 E: 0 K: 2 S: 13 | H: 0 LOB: 1 BB: 0 P: 22 | R: 0 E: 0 K: 1 S: 14 | H: 1 LOB: 1 BB: 0 P: 19 | R: 0 E: 0 K: 1 S: 7 | H: 0 LOB: 0 BB: 0 P: 8 | R: 1 E: 0 K: 0 S: 11 | H: 1 LOB: 2 BB: 0 P: 16 | R: 3 E: 1 K: 1 S: 26 | H: 6 LOB: 3 BB: 4 P: 54 | R: 0 E: 0 K: 0 S: 12 | H: 2 LOB: 3 BB: 1 P: 21 | R: 0 E: 0 K: 2 S: 7 | H: 0 LOB: 0 BB: 0 P: 10 | 1B: 11 2B: 1 3B: 0 HR: 1 | SF: 0 SAC: 1 DP: 0 HBP: 1 | WP: 0 PB: 0 SB: 2 CS: 0 | PA: 47 |
| PITCHER | IP | WLS | BF | H | R | ER | SO | BB | IBB | HBP | BLK | WP | HR | S | P | ERA | WHIP | | | |
| 36 Chuck James, L ERA: 4.69 | 6.0 | | 24 | 5 | 1 | 1 | 6 | 0 | 0 | 1 | 0 | 0 | 1 | 70 | 105 | 1.50 | 0.833 | | | |
| Tyler Yates, R ERA: 4.51 | 0.1 | L | 5 | 1 | 4 | 4 | 0 | 3 | 0 | 0 | 0 | 0 | 0 | 8 | 23 | 108.00 | 12.000 | | | |
| 49 Macay McBride, L ERA: 4.1 | 0.1 | B | 3 | 2 | 1 | 1 | 0 | 0 | 0 | 0 | 0 | 0 | 0 | 6 | 9 | 27.00 | 6.000 | | | |
| 54 Chad Paronto, R ERA: 2.72 | 0.0 | | 5 | 3 | 3 | 0 | 0 | 1 | 0 | 0 | 0 | 0 | 0 | 9 | 18 | ∞ | ∞ | | | |
| Wayne Franklin, L ERA: | 0.1 | | 1 | 0 | 0 | 0 | 1 | 0 | 0 | 0 | 0 | 0 | 0 | 3 | 4 | 0.00 | 0.000 | | | |
| Ken Ray, R ERA: 3.34 | 1.0 | | 6 | 2 | 0 | 0 | 0 | 1 | 0 | 0 | 0 | 0 | 0 | 12 | 21 | 0.00 | 3.000 | | | |
| Oscar Villarreal, R ERA: 4.53 | 1.0 | | 3 | 0 | 0 | 0 | 2 | 0 | 0 | 0 | 0 | 0 | 0 | 7 | 10 | 0.00 | 0.000 | | | |

| Batter | 1 | 2 | 3 | 4 | 5 | 6 | 7 | 8 | 9 | AB | R | H | RBI | BB | SO | LOB | BOTTOM | | | | | |
|--|-------------------------------|----------------------------------|------------------------------|----------------------------------|------------------------------|----------------------------------|------------------------------|----------------------------------|-------------------------------|----------------------------------|-------------------------------|----------------------------------|------------------------------|---------------------------------|------------------------------|----------------------------------|---|----------------------------------|----------------------------------|------------------------------------|----------------------------------|--------|
| 14 Willy Aybar, S OBP: 0.349, SLG: 0.380 | 0-1 G4-3 | | | 1-2 G5-3 1B | | 1-2 F9 7 1B 11 1B | 0-0 P2 | | | 4 | 1 | 2 | 0 | 0 | 0 | 0 | Philadelphia Phillies @ Atlanta Braves Turner Field, Atlanta, GA Wed Aug 09 2006, 1:05 PM EDT Att: 27,222 - Sunny - 95 F | | | | | |
| Marcus Giles, R OBP: 0.360, SLG: 0.404 | 0-3 K | | | 3-2 G5-3 | | 1-2 P4 | | 1-1 11 2B 1B | | 4 | 0 | 1 | 0 | 0 | 1 | 2 | | | | | | |
| 11 Edgar Renteria, R OBP: 0.366, SLG: 0.458 | 2-2 P3 | | | 1-0 G4-3 | | 2-2 1B 23 E 1B | | 1-1 L1-4 2B | | 4 | 1 | 2 | 0 | 0 | 0 | 0 | | | | | | |
| Tony Pena Jr., R OBP: 0.133, SLG: 0.071 | | | | | | 1-2 1B | | 1-3 1B | | 0 | 0 | 0 | 0 | 0 | 0 | 0 | | | | | | |
| Andrew Jones, R OBP: 0.354, SLG: 0.528 | | 2-0 G5-3 | | | 1-1 HR | 0-2 F9 | | 2-1 L1-4 | | 4 | 1 | 1 | 1 | 0 | 0 | 4 | | | | | | |
| Oscar Villarreal, L | | | | | | | | 2-2 2-2 | | 0 | 0 | 0 | 0 | 0 | 0 | 0 | | | | | | |
| 7 Jeff Francoeur, R OBP: 0.282, SLG: 0.447 | | 2-2 G1-3 | | | 1-0 P1 | 1-2 23 E 1B | | 2-0 F7 | | 4 | 0 | 1 | 1 | 0 | 0 | 1 | | | | | | |
| 23 Matt Diaz, R OBP: 0.349, SLG: 0.477 | | 2-2 CS 1B | | | 4-2 WP BB | 1-0 E5 | | 2-2 F9 | | 3 | 0 | 1 | 0 | 1 | 0 | 1 | | | | | | |
| Todd Pratt, R OBP: 0.254, SLG: 0.307 | | 1-1 CS | 3-2 G4-3 | | 4-0 BB | 1-2 K | | 1-3 K | | 3 | 0 | 0 | 0 | 1 | 2 | 2 | | | | | | |
| Scott Thorman, L OBP: 0.287, SLG: 0.469 | | | 0-1 G3 | | 1-2 K | | 0-3 K | | 1-1 2B | 4 | 0 | 1 | 0 | 0 | 2 | 2 | | | | | | |
| 36 Chuck James, L ERA: 5.27 | 5.1 | | 21 | 5 | 3 | 2 | 4 | 2 | 0 | 0 | 0 | 0 | 0 | 0 | 0 | 0 | | | | | | |
| Tyler Yates, R ERA: 5.1 | 0.2 | W | 4 | 1 | 0 | 0 | 1 | 0 | 0 | 0 | 0 | 0 | 0 | 12 | 14 | 0.00 | 1.500 | | | | | |
| 63 Ryan Madson, R ERA: 5.68 | 2.0 | | 7 | 2 | 0 | 0 | 1 | 0 | 0 | 0 | 0 | 0 | 0 | 12 | 18 | 0.00 | 1.000 | | | | | |
| 48 Brian Sanches, R ERA: 6.39 | 1.0 | | 4 | 1 | 0 | 0 | 1 | 0 | 0 | 0 | 0 | 0 | 0 | 10 | 16 | 0.00 | 1.000 | | | | | |
| Inning Stats | R: 0 E: 0 K: 1 S: 10 | H: 0 LOB: 0 BB: 0 P: 12 | R: 0 E: 0 K: 0 S: 9 | H: 1 LOB: 0 BB: 0 P: 16 | R: 0 E: 0 K: 1 S: 8 | H: 0 LOB: 0 BB: 0 P: 12 | R: 0 E: 0 K: 0 S: 7 | H: 1 LOB: 0 BB: 0 P: 12 | R: 1 E: 0 K: 2 S: 11 | H: 1 LOB: 2 BB: 2 P: 22 | R: 2 E: 1 K: 1 S: 22 | H: 3 LOB: 2 BB: 0 P: 28 | R: 0 E: 0 K: 1 S: 5 | H: 0 LOB: 0 BB: 0 P: 5 | R: 0 E: 0 K: 0 S: 7 | H: 2 LOB: 1 BB: 0 P: 13 | R: 0 E: 0 K: 1 S: 10 | H: 1 LOB: 1 BB: 0 P: 16 | 1B: 6 2B: 3 3B: 0 HR: 1 | SF: 0 SAC: 0 DP: 1 HBP: 0 | WP: 1 PB: 0 SB: 0 CS: 1 | PA: 37 |
| PITCHER | IP | WLS | BF | H | R | ER | SO | BB | IBB | HBP | BLK | WP | HR | S | P | ERA | WHIP | | | | | |
| Randy Wolf, L ERA: 5.27 | 5.1 | | 21 | 5 | 3 | 2 | 4 | 2 | 0 | 0 | 0 | 0 | 0 | 12 | 14 | 0.00 | 1.500 | | | | | |
| Rick White, R ERA: 5.1 | 0.2 | | 4 | 1 | 0 | 0 | 1 | 0 | 0 | 0 | 0 | 0 | 0 | 12 | 14 | 0.00 | 1.500 | | | | | |
| 63 Ryan Madson, R ERA: 5.68 | 2.0 | | 7 | 2 | 0 | 0 | 1 | 0 | 0 | 0 | 0 | 0 | 0 | 12 | 18 | 0.00 | 1.000 | | | | | |
| 48 Brian Sanches, R ERA: 6.39 | 1.0 | | 4 | 1 | 0 | 0 | 1 | 0 | 0 | 0 | 0 | 0 | 0 | 10 | 16 | 0.00 | 1.000 | | | | | |

| | |
|-----|----|
| AB | 40 |
| R | 9 |
| H | 13 |
| RBI | 8 |
| BB | 5 |
| SO | 9 |
| LOB | 19 |



| | |
|-----|----|
| AB | 34 |
| R | 3 |
| H | 9 |
| RBI | 2 |
| BB | 2 |
| SO | 7 |
| LOB | 15 |



| Batter | 1 | 2 | 3 | 4 | 5 | 6 | 7 | 8 | 9 | AB | R | H | RBI | BB | SO | LOB | TOP | | |
|--|--|---------------------------------|---------------------------------------|----------------------------------|--------------------------------------|----------------------------------|--------------------------------------|----------------------------------|--------------------------------------|----------------------------------|--------------------------------------|---------------------------------|--------------------------------------|----------------------------------|--------------------------------------|---------------------------------|----------------------------------|------------------------------------|--|
| Brady Clark, R OBP: 0.374, SLG: 0.342 | F8 | | K | | | L8 | | G6-3 | | 4 | 0 | 0 | 0 | 0 | 1 | 1 | | | |
| 9 Tony Graffanino, R OBP: 0.344, SLG: 0.398 | G6-3 | | G1-3 | | | K | | | L4 | 4 | 0 | 1 | 0 | 0 | 1 | 0 | | | |
| 28 Prince Fielder, L OBP: 0.349, SLG: 0.500 | G6-3 | | | | F7 | | F8 | | F7 | 4 | 0 | 0 | 0 | 0 | 0 | 1 | | | |
| Kevin Mench, R OBP: 0.332, SLG: 0.448 | P3 | | | P3 | | G4-3 | | | 2B | 4 | 0 | 1 | 0 | 0 | 0 | 1 | | | |
| 18 Gabe Gross, L OBP: 0.369, SLG: 0.482 | | 1B | | K | | K | | | G6-3 | 4 | 0 | 1 | 0 | 0 | 2 | 1 | | | |
| 2 Bill Hall, R OBP: 0.329, SLG: 0.562 | | K | | | F8 | | | 1B SF9 | | 3 | 1 | 1 | 0 | 0 | 1 | 1 | | | |
| David Bell, R OBP: 0.341, SLG: 0.394 | | K | | G4-3 | | | | | | 3 | 0 | 1 | 0 | 0 | 1 | 1 | | | |
| Damian Miller, R OBP: 0.319, SLG: 0.406 | | | | G6-3 | | | | | 1B | 3 | 0 | 0 | 0 | 0 | 1 | 3 | | | |
| 39 Chris Capuano, L OBP: 0.157, SLG: 0.143 | | | G6-3 | | | | | | | 2 | 0 | 0 | 0 | 0 | 1 | 0 | | | |
| Geoff Jenkins, L OBP: 0.329, SLG: 0.393 | | | | | | K | | SF9 | | 0 | 0 | 0 | 1 | 0 | 0 | 0 | | | |
| Matt Wise, R OBP: 0.319, SLG: 0.406 | | | | | | | | | | 0 | 0 | 0 | 0 | 0 | 0 | 0 | | | |
| Derrick Turnbow, R OBP: 0.319, SLG: 0.406 | | | | | | | | | | 0 | 0 | 0 | 0 | 0 | 0 | 0 | | | |
| Inning Stats | R: 0 H: 1 E: 0 K: 0 S: 8 | H: 1 LOB: 1 BB: 0 P: 9 | R: 0 H: 1 E: 0 K: 3 S: 12 | H: 1 LOB: 1 BB: 0 P: 17 | R: 0 H: 0 E: 0 K: 1 S: 9 | H: 0 LOB: 0 BB: 0 P: 14 | R: 0 H: 0 E: 0 K: 1 S: 9 | H: 0 LOB: 0 BB: 0 P: 13 | R: 0 H: 0 E: 0 K: 2 S: 7 | H: 0 LOB: 0 BB: 0 P: 10 | R: 0 H: 0 E: 0 K: 1 S: 6 | H: 0 LOB: 0 BB: 0 P: 7 | R: 1 H: 2 E: 0 K: 0 S: 9 | H: 2 LOB: 1 BB: 0 P: 10 | R: 0 H: 1 E: 0 K: 0 S: 5 | H: 1 LOB: 1 BB: 0 P: 5 | 1B: 2 2B: 3 3B: 0 HR: 0 | SF: 1 SAC: 0 DP: 0 HBP: 0 | WP: 0 PA: 32 PB: 0 SB: 1 CS: 0 |
| PITCHER 29 John Smoltz, R ERA: 3.41 | IP: 9.0 WLS: W BF: 32 H: 5 R: 1 ER: 1 SO: 8 BB: 0 IBB: 0 HBP: 0 BLK: 0 WP: 0 HR: 0 S: 74 P: 99 ERA: 1.00 WHIP: 0.556 | | | | | | | | | | | | | | | | | | |

Milwaukee Brewers @ Atlanta Braves
Turner Field, Atlanta, GA
Fri Aug 11 2006, 7:35 PM EDT
Att: 31,336 - Overcast - 81 F

AB 31
R 1
H 5
RBI 1
BB 0
SO 8
LOB 9



| Batter | 1 | 2 | 3 | 4 | 5 | 6 | 7 | 8 | 9 | AB | R | H | RBI | BB | SO | LOB | BOTTOM | | | | |
|--|--|----------------------------------|--------------------------------------|----------------------------------|--------------------------------------|---------------------------------|--------------------------------------|----------------------------------|--------------------------------------|----------------------------------|--------------------------------------|---------------------------------|--------------------------------------|----------------------------------|---------------------------------------|----------------------------------|---------------------------------------|----------------------------------|----------------------------------|------------------------------------|--|
| 14 Willy Aybar, S OBP: 0.345, SLG: 0.376 | F8 | | G4-3 | | | G4-3 | | G3 | | 2 | 0 | 0 | 0 | 0 | 0 | 1 | | | | | |
| Tony Pena Jr., R OBP: 0.125, SLG: 0.067 | | | | | | | | | | 1 | 0 | 0 | 0 | 0 | 0 | 0 | | | | | |
| Scott Thorman, L OBP: 0.284, SLG: 0.464 | | | | | | | | | | 1 | 0 | 0 | 0 | 0 | 0 | 1 | | | | | |
| 4 Pete Orr, L OBP: 0.213, SLG: 0.283 | | | | | | | | | | 0 | 0 | 0 | 0 | 0 | 0 | 0 | | | | | |
| Marcus Giles, R OBP: 0.359, SLG: 0.401 | K | | K | | | F9 | | | BB | 3 | 1 | 0 | 0 | 1 | 2 | 1 | | | | | |
| 11 Edgar Renteria, R OBP: 0.383, SLG: 0.454 | G5-3 | | | | G6-3 | | G6-3 | | F9 | 4 | 0 | 0 | 0 | 0 | 0 | 1 | | | | | |
| Andrew Jones, R OBP: 0.355, SLG: 0.534 | | HR | | | G5-3 | | G6-3 | | BB | 3 | 1 | 1 | 1 | 1 | 0 | 0 | | | | | |
| 7 Jeff Francoeur, R OBP: 0.284, SLG: 0.449 | | | | | F7 | | F8 | | BB | 4 | 0 | 2 | 1 | 0 | 0 | 0 | | | | | |
| 16 Brian McCann, L OBP: 0.407, SLG: 0.568 | | 1B | | | | | G3-1 | | 2B | 3 | 0 | 1 | 0 | 0 | 0 | 1 | | | | | |
| 23 Matt Diaz, R OBP: 0.344, SLG: 0.469 | | | K2-3 | | | | | | F9 | 3 | 0 | 0 | 0 | 0 | 1 | 1 | | | | | |
| Adam LaRoche, L OBP: 0.334, SLG: 0.547 | | | | | | | | | P6 | 3 | 0 | 1 | 0 | 0 | 1 | 1 | | | | | |
| 29 John Smoltz, R OBP: 0.208, SLG: 0.222 | | | SH1-4 | | | | | | BB | 1 | 0 | 0 | 0 | 1 | 0 | 1 | | | | | |
| Inning Stats | R: 0 H: 0 E: 0 K: 1 S: 7 | H: 2 LOB: 0 BB: 0 P: 10 | R: 1 H: 2 E: 0 K: 1 S: 8 | H: 2 LOB: 0 BB: 0 P: 12 | R: 0 H: 1 E: 0 K: 1 S: 6 | H: 1 LOB: 1 BB: 0 P: 7 | R: 0 H: 0 E: 0 K: 0 S: 6 | H: 0 LOB: 0 BB: 0 P: 13 | R: 0 H: 1 E: 0 K: 1 S: 8 | H: 1 LOB: 1 BB: 0 P: 11 | R: 0 H: 0 E: 0 K: 0 S: 5 | H: 0 LOB: 0 BB: 0 P: 5 | R: 0 H: 0 E: 0 K: 0 S: 7 | H: 0 LOB: 0 BB: 0 P: 10 | R: 0 H: 0 E: 0 K: 0 S: 15 | H: 0 LOB: 1 BB: 1 P: 25 | R: 1 H: 1 E: 0 K: 0 S: 12 | H: 1 LOB: 2 BB: 2 P: 23 | 1B: 2 2B: 2 3B: 0 HR: 1 | SF: 0 SAC: 1 DP: 0 HBP: 0 | WP: 0 PA: 32 PB: 0 SB: 0 CS: 0 |
| PITCHER 39 Chris Capuano, L ERA: 3.76 | IP: 7.0 WLS: 4 BF: 24 H: 4 R: 1 ER: 1 SO: 4 BB: 0 IBB: 1 HBP: 0 BLK: 0 WP: 0 HR: 1 S: 47 P: 68 ERA: 1.29 WHIP: 0.571 | | | | | | | | | | | | | | | | | | | | |
| Matt Wise, R ERA: 3.92 | IP: 1.0 WLS: L BF: 4 H: 1 R: 1 ER: 1 SO: 0 BB: 0 IBB: 0 HBP: 0 BLK: 0 WP: 0 HR: 0 S: 15 P: 25 ERA: 27.00 WHIP: 9.000 | | | | | | | | | | | | | | | | | | | | |
| Derrick Turnbow, R ERA: 6.4 | IP: 0.1 WLS: L BF: 4 H: 1 R: 1 ER: 1 SO: 0 BB: 0 IBB: 0 HBP: 0 BLK: 0 WP: 0 HR: 0 S: 12 P: 23 ERA: 27.00 WHIP: 9.000 | | | | | | | | | | | | | | | | | | | | |

Milwaukee Brewers @ Atlanta Braves
Turner Field, Atlanta, GA
Fri Aug 11 2006, 7:35 PM EDT
Att: 31,336 - Overcast - 81 F

AB 28
R 2
H 5
RBI 2
BB 3
SO 4
LOB 8



| Batter | 1 | 2 | 3 | 4 | 5 | 6 | 7 | 8 | 9 | AB | R | H | RBI | BB | SO | LOB | TOP | | | | | | | | | |
|--|---|---|--|--|-------------------------------|----------------------------------|-------------------------------|----------------------------------|-------------------------------|----------------------------------|------------------------------|----------------------------------|-------------------------------|----------------------------------|-------------------------------|----------------------------------|---|--|----------------------------------|------------------------------------|----------------------------------|--------|--|--|--|--|
| Brady Clark, R OBP: 0.374, SLG: 0.348 | | | | | | | | | | 5 | 1 | 2 | 0 | 0 | 0 | 2 | Milwaukee Brewers @ Atlanta Braves Turner Field, Atlanta, GA Sun Aug 13 2006, 1:05 PM EDT Att: 34,718 - Overcast - 76 F | | | | | | | | | |
| Jeff Cirillo, R OBP: 0.379, SLG: 0.418 | | | | | | | | | | 5 | 0 | 3 | 0 | 0 | 1 | 0 | | | | | | | | | | |
| 28 Prince Fielder, L OBP: 0.350, SLG: 0.502 | | | | | | | | | | 5 | 0 | 0 | 0 | 0 | 1 | 5 | | | | | | | | | | |
| 18 Gabe Gross, L OBP: 0.374, SLG: 0.488 | | | | | | | | | | 4 | 1 | 2 | 1 | 1 | 0 | 3 | | | | | | | | | | |
| 2 Bill Hall, R OBP: 0.333, SLG: 0.566 | | | | | | | | | | 4 | 2 | 1 | 0 | 1 | 0 | 5 | | | | | | | | | | |
| 9 Tony Graffanino, R OBP: 0.352, SLG: 0.413 | | | | | | | | | | 5 | 0 | 2 | 2 | 0 | 0 | 3 | | | | | | | | | | |
| 1 Corey Hart, R OBP: 0.333, SLG: 0.338 | | | | | | | | | | 2 | 0 | 0 | 0 | 2 | 2 | 2 | | AB 37 R 4 H 11 RBI 4 BB 4 SO 6 LOB 24 | | | | | | | | |
| Matt Wise, R | | | | | | | | | | 0 | 0 | 0 | 0 | 0 | 0 | 0 | | | | | | | | | | |
| Brian Shouse, L | | | | | | | | | | 0 | 0 | 0 | 0 | 0 | 0 | 0 | | | | | | | | | | |
| Dan Kolb, R | | | | | | | | | | 0 | 0 | 0 | 0 | 0 | 0 | 0 | | | | | | | | | | |
| 11 Mike Rivera, R OBP: 0.333, SLG: 0.500 | | | | | | | | | | 4 | 0 | 1 | 1 | 0 | 0 | 3 | | | | | | | | | | |
| Tomo Ohka, S OBP: 0.091, SLG: 0.136 | | | | | | | | | | 1 | 0 | 0 | 0 | 0 | 1 | 0 | | | | | | | | | | |
| Geoff Jenkins, L OBP: 0.328, SLG: 0.392 | | | | | | | | | | 1 | 0 | 0 | 0 | 0 | 0 | 1 | | | | | | | | | | |
| Rick Helling, R | | | | | | | | | | 0 | 0 | 0 | 0 | 0 | 0 | 0 | | | | | | | | | | |
| Kevin Mench, R OBP: 0.335, SLG: 0.452 | | | | | | | | | | 1 | 0 | 0 | 0 | 0 | 1 | 0 | | | | | | | | | | |
| Inning Stats | R: 0 E: 0 K: 0 S: 8 | H: 2 LOB: 2 BB: 0 P: 11 | R: 0 E: 0 K: 0 S: 10 | H: 1 LOB: 2 BB: 1 P: 19 | R: 0 E: 0 K: 0 S: 11 | H: 1 LOB: 2 BB: 1 P: 15 | R: 0 E: 0 K: 2 S: 10 | H: 0 LOB: 0 BB: 0 P: 14 | R: 0 E: 0 K: 0 S: 10 | H: 0 LOB: 1 BB: 0 P: 17 | R: 1 E: 0 K: 1 S: 9 | H: 2 LOB: 1 BB: 0 P: 14 | R: 3 E: 0 K: 0 S: 11 | H: 4 LOB: 2 BB: 2 P: 23 | R: 0 E: 0 K: 2 S: 12 | H: 0 LOB: 0 BB: 0 P: 18 | R: 0 E: 0 K: 1 S: 11 | H: 1 LOB: 1 BB: 0 P: 17 | 1B: 9 2B: 2 3B: 0 HR: 0 | SF: 0 SAC: 1 DP: 1 HBP: 0 | WP: 0 PB: 0 SB: 0 CS: 0 | PA: 42 | | | | |
| PITCHER | IP WLS BF H R ER SO BB IBB HBP BLK WP HR S P ERA WHIP | 6.2 0.0 31 9 3 3 3 2 0 0 0 0 0 0 5 13 ∞ ∞ | 0.1 1.0 3 0 0 0 2 0 0 0 0 0 0 12 18 0.00 0.000 | 1.0 1.0 4 1 0 0 1 0 0 0 0 0 0 11 17 0.00 1.000 | | | | | | | | | | | | | | | | | | | | | | |
| 15 Tim Hudson, R ERA: 4.94 | | | | | | | | | | | | | | | | | | | | | | | | | | |
| Tyler Yates, R ERA: 4.94 | | | | | | | | | | | | | | | | | | | | | | | | | | |
| 54 Chad Paronto, R ERA: 2.58 | | | | | | | | | | | | | | | | | | | | | | | | | | |
| Danys Baez, R ERA: 4.18 | | | | | | | | | | | | | | | | | | | | | | | | | | |
| 28 Bob Wickman, R ERA: 3.25 | | | | | | | | | | | | | | | | | | | | | | | | | | |
| PITCHER | IP WLS BF H R ER SO BB IBB HBP BLK WP HR S P ERA WHIP | 5.0 1.0 22 5 2 1 1 0 0 0 0 0 0 1 10 18 9.00 2.000 | 0.2 1.0 3 0 0 0 1 0 0 0 0 0 0 3 4 0.00 0.000 | 0.1 1.0 4 2 0 0 0 0 0 0 0 0 0 11 20 0.00 2.000 | | | | | | | | | | | | | | | | | | | | | | |
| Tomo Ohka, R ERA: 4.3 | | | | | | | | | | | | | | | | | | | | | | | | | | |
| Rick Helling, R ERA: 4.55 | | | | | | | | | | | | | | | | | | | | | | | | | | |
| Matt Wise, R ERA: 3.86 | | | | | | | | | | | | | | | | | | | | | | | | | | |
| Brian Shouse, L ERA: 2.4 | | | | | | | | | | | | | | | | | | | | | | | | | | |
| Dan Kolb, R ERA: 4.95 | | | | | | | | | | | | | | | | | | | | | | | | | | |
| PITCHER | IP WLS BF H R ER SO BB IBB HBP BLK WP HR S P ERA WHIP | 2.0 0.0 11 1 0 0 0 0 0 0 0 0 0 5 13 ∞ ∞ | 0.0 0.0 3 0 0 0 0 0 0 0 0 0 0 1 13 20 0.00 4.500 | 0.0 0.0 4 1 0 0 0 0 0 0 0 0 0 11 20 0.00 2.000 | | | | | | | | | | | | | | | | | | | | | | |
| 15 Tim Hudson, R ERA: 4.94 | | | | | | | | | | | | | | | | | | | | | | | | | | |
| Tyler Yates, R ERA: 4.94 | | | | | | | | | | | | | | | | | | | | | | | | | | |
| 54 Chad Paronto, R ERA: 2.58 | | | | | | | | | | | | | | | | | | | | | | | | | | |
| Danys Baez, R ERA: 4.18 | | | | | | | | | | | | | | | | | | | | | | | | | | |
| Scott Thorman, L ERA: 3.00 | | | | | | | | | | | | | | | | | | | | | | | | | | |
| 28 Bob Wickman, R ERA: 3.25 | | | | | | | | | | | | | | | | | | | | | | | | | | |
| PITCHER | IP WLS BF H R ER SO BB IBB HBP BLK WP HR S P ERA WHIP | 2.0 0.0 11 1 0 0 0 0 0 0 0 0 0 5 13 ∞ ∞ | 0.0 0.0 3 0 0 0 0 0 0 0 0 0 0 1 13 20 0.00 4.500 | 0.0 0.0 4 1 0 0 0 0 0 0 0 0 0 11 20 0.00 2.000 | | | | | | | | | | | | | | | | | | | | | | |
| 1B: 7 2B: 3 3B: 0 HR: 2 | SF: 1 SAC: 2 DP: 1 HBP: 0 | WP: 0 PB: 0 SB: 0 CS: 0 | PA: 38 | | | | | | | | | | | | | | | | | | | | | | | |

| Batter | 1 | 2 | 3 | 4 | 5 | 6 | 7 | 8 | 9 | AB R H RBI BB SO LOB | TOP | | | | | | | | | | | |
|---|---|----------------------------------|-------------------------------|----------------------------------|------------------------------|---------------------------------|-------------------------------|----------------------------------|-------------------------------|---|--|---|----------------------------------|-------------------------------|----------------------------------|-------------------------------|----------------------------------|------------------------------|----------------------------------|----------------------------------|------------------------------------|-------------------------|
| Marcus Giles, R OBP: 0.356, SLG: 0.400 | 3-1 F8 | | 1-2 G3 | | 2-2 10 HR | 2-2 F7 | | 2-1 10 HR | | 5 2 2 0 0 0 0 | Atlanta Braves @ Washington Nationals Robert F. Kennedy Memorial Stadium, Washington, DC Mon Aug 14 2006, 7:05 PM EDT Att: 21,550 - Clear - 85 F | | | | | | | | | | | |
| 11 Edgar Renteria, R OBP: 0.375, SLG: 0.441 54 Chad Paronto, R Wayne Franklin, L | 1-1 G1-3 | | 2-0 G6-3 | | 0-2 F9 | 2-1 G4-3 | | 1-2 K | | 5 0 0 0 0 1 2 0 0 0 0 0 0 0 0 0 0 0 0 0 0 | | | | | | | | | | | | |
| 10 Chipper Jones, S OBP: 0.424, SLG: 0.592 | 2-2 1B | | 0-0 F7 | | 0-1 HR | 3-1 HR | | 3-2 HR | | 5 3 4 5 0 0 0 | | | | | | | | | | | | |
| Andruw Jones, R OBP: 0.358, SLG: 0.533 | 1-3 K | | | 0-0 16 G4-3 23 1B | 0-2 16 2B | | | 2-1 F9 | | 4 2 2 0 1 1 1 | | | | | | | | | | | | |
| 16 Brian McCann, L OBP: 0.404, SLG: 0.569 | | 2-2 G3 | | 1-2 G4-3 | 0-0 23 1B | 0-1 G4-3 | | 1-1 P5 | | 5 1 1 1 0 0 2 | | | | | | | | | | | | |
| 7 Jeff Francoeur, R OBP: 0.281, SLG: 0.447 | | 2-3 K | | 3-2 P3 | 3-3 K | | | | 1-1 G4-3 | 5 0 0 0 0 2 2 | | | | | | | | | | | | |
| Adam LaRoche, L OBP: 0.338, SLG: 0.544 | | 1-2 23 HR BB | | 4-0 23 1B IBB | 4-0 23 1B IBB | | 2-3 K | | 0-0 2B | 2 1 1 0 3 1 0 | | | | | | | | | | | | |
| 23 Matt Diaz, R OBP: 0.375, SLG: 0.521 | | 0-0 1-H HR | | 1-2 1B | 3-2 1B | | 1-2 1B | | 0-1 G6-3 | 5 1 4 4 0 0 1 | | | | | | | | | | | | |
| 36 Chuck James, L Tony Pena Jr., R OBP: 0.118, SLG: 0.063 | | 0-2 G3-1 | | 1-3 K | 3-3 K | | 3-2 F7 | | 1-2 P3 | 4 0 0 0 0 2 5 1 0 0 0 0 0 1 | | | | | | | | | | | | |
| Inning Stats | R: 0 E: 0 K: 1 S: 11 | H: 1 LOB: 1 BB: 0 P: 18 | R: 2 E: 0 K: 1 S: 18 | H: 1 LOB: 0 BB: 1 P: 26 | R: 0 E: 0 K: 0 S: 5 | H: 0 LOB: 0 BB: 0 P: 8 | R: 1 E: 0 K: 1 S: 14 | H: 2 LOB: 2 BB: 1 P: 24 | R: 4 E: 0 K: 2 S: 26 | H: 5 LOB: 2 BB: 1 P: 41 | | R: 1 E: 0 K: 0 S: 10 | H: 1 LOB: 1 BB: 0 P: 21 | R: 0 E: 0 K: 1 S: 10 | H: 1 LOB: 0 BB: 0 P: 16 | R: 2 E: 0 K: 1 S: 12 | H: 2 LOB: 0 BB: 0 P: 21 | R: 0 E: 0 K: 0 S: 9 | H: 1 LOB: 1 BB: 0 P: 11 | 1B: 6 2B: 4 3B: 0 HR: 4 | SF: 0 SAC: 0 DP: 0 HBP: 0 | WP: 0 PB: 0 CS: 0 |
| PITCHER | IP WLS BF H R ER SO BB IBB HBP BLK WP HR S P ERA WHIP | | | | | | | | | | | IP WLS BF H R ER SO BB IBB HBP BLK WP HR S P ERA WHIP | | | | | | | | | | |
| Ramon Ortiz, R ERA: 4.88 | 4.2 L 26 9 7 7 4 1 2 0 0 0 0 2 71 111 13.50 2.143 | | | | | | | | | | | | | | | | | | | | | |
| 35 Ryan Wagner, R ERA: 12.0 | 1.1 6 1 1 1 1 1 0 0 0 0 1 13 27 6.75 1.500 | | | | | | | | | | | | | | | | | | | | | |
| Travis Hughes, R ERA: 7.5 | 2.0 9 3 2 2 2 0 0 0 0 0 1 22 37 9.00 1.500 | | | | | | | | | | | | | | | | | | | | | |
| 45 Chris Schroder, R ERA: 6.0 | 1.0 4 1 0 0 0 0 0 0 0 0 0 9 11 0.00 1.000 | | | | | | | | | | | | | | | | | | | | | |

AB 41
R 10
H 14
RBI 10
BB 4
SO 7
LOB 14



| Batter | 1 | 2 | 3 | 4 | 5 | 6 | 7 | 8 | 9 | AB R H RBI BB SO LOB | BOTTOM | | | | | | | | | | | |
|---|---|----------------------------------|-------------------------------|----------------------------------|-------------------------------|----------------------------------|-------------------------------|----------------------------------|------------------------------|--|--|---|----------------------------------|------------------------------|----------------------------------|-------------------------------|----------------------------------|------------------------------|----------------------------------|----------------------------------|------------------------------------|----------------------------------|
| Alfonso Soriano, R OBP: 0.366, SLG: 0.605 | 0-1 25 1B | | | 2-2 E S 1B | | | 1-2 L7 | | 2-1 G6-3 | 4 2 2 1 1 0 0 | Atlanta Braves @ Washington Nationals Robert F. Kennedy Memorial Stadium, Washington, DC Mon Aug 14 2006, 7:05 PM EDT Att: 21,550 - Clear - 85 F | | | | | | | | | | | |
| Felipe Lopez, S | 1-3 K | 1-2 G4-3 | | 1-0 1B | | | 3-1 F8 | | | 4 0 1 1 0 1 3 | | | | | | | | | | | | |
| 11 Ryan Zimmerman, R OBP: 0.359, SLG: 0.478 Damian Jackson, R OBP: 0.291, SLG: 0.381 | 2 SAFE G5-3 | 3-2 G6-3 | 2-2 G6-3 | 0-1 P4 | | | 2-1 F8 | | | 4 0 0 0 0 0 2 0 0 0 0 0 0 0 | | | | | | | | | | | | |
| 24 Nick Johnson, L OBP: 0.421, SLG: 0.522 | 4-2 25 1B BB | | 2-0 2B | | 0-0 F8 | | | 3-2 G4-3 | | 3 0 1 0 1 0 0 | | | | | | | | | | | | |
| 25 Austin Kearns, R OBP: 0.356, SLG: 0.458 | 0-0 1B | | 1-0 F9 | | 1-3 K | | | 1-3 K | | 4 0 1 1 0 2 1 | | | | | | | | | | | | |
| 44 Alex Escobar, R OBP: 0.362, SLG: 0.532 | 1-2 2-H K | | 3-3 K | | 1-2 G5-3 | | | 1-3 K | | 4 0 0 0 0 3 3 | | | | | | | | | | | | |
| Brandon Harper, R OBP: 0.375, SLG: 0.429 | | 0-3 K | | 0-2 P4 | | 0-2 G5-4-3 1B | | 0-1 G3 | | 4 0 1 0 0 1 0 | | | | | | | | | | | | |
| Bernie Castro, S OBP: 0.250, SLG: 0.250 | | 0-1 WP SH1-4 1B | | 1-0 SH1-4 1B | | 0-0 G5-4-3 | | 2-1 G6-3 | | 4 1 2 0 0 0 1 | | | | | | | | | | | | |
| Ramon Ortiz, R ERA: 4.88 35 Ryan Wagner, R ERA: 12.0 Marlon Anderson, L OBP: 0.321, SLG: 0.423 Travis Hughes, R ERA: 7.5 45 Chris Schroder, R ERA: 6.0 Ryan Church, L OBP: 0.350, SLG: 0.500 | | 0-0 SH1-4 | | 1-2 SH1-4 | | 2-2 G4-3 | | 2-1 HR | | 0 0 0 0 0 0 0 0 0 0 0 0 0 0 1 0 1 1 1 1 0 0 0 | | | | | | | | | | | | |
| Inning Stats | R: 1 E: 0 K: 2 S: 16 | H: 2 LOB: 2 BB: 1 P: 27 | R: 0 E: 0 K: 1 S: 10 | H: 1 LOB: 1 BB: 1 P: 15 | R: 0 E: 0 K: 1 S: 10 | H: 1 LOB: 1 BB: 0 P: 16 | R: 2 E: 0 K: 0 S: 13 | H: 3 LOB: 1 BB: 0 P: 18 | R: 0 E: 0 K: 1 S: 7 | H: 0 LOB: 0 BB: 0 P: 9 | | R: 0 E: 0 K: 0 S: 9 | H: 1 LOB: 0 BB: 0 P: 11 | R: 0 E: 0 K: 0 S: 9 | H: 0 LOB: 0 BB: 0 P: 15 | R: 0 E: 0 K: 2 S: 10 | H: 0 LOB: 0 BB: 0 P: 15 | R: 1 E: 0 K: 0 S: 8 | H: 1 LOB: 0 BB: 0 P: 14 | 1B: 6 2B: 2 3B: 0 HR: 1 | SF: 0 SAC: 2 DP: 1 HBP: 0 | WP: 1 PB: 0 SB: 1 CS: 0 |
| PITCHER | IP WLS BF H R ER SO BB IBB HBP BLK WP HR S P ERA WHIP | | | | | | | | | | | IP WLS BF H R ER SO BB IBB HBP BLK WP HR S P ERA WHIP | | | | | | | | | | |
| 36 Chuck James, L ERA: 4.45 | 7.0 W 30 8 3 2 5 1 1 0 0 0 0 0 74 111 2.57 1.286 | | | | | | | | | | | | | | | | | | | | | |
| 54 Chad Paronto, R ERA: 2.52 | 1.0 3 0 0 0 2 0 0 0 0 0 0 10 15 0.00 0.000 | | | | | | | | | | | | | | | | | | | | | |
| Wayne Franklin, L ERA: 3.86 | 1.0 4 1 1 1 0 0 0 0 0 0 0 1 8 14 9.00 1.000 | | | | | | | | | | | | | | | | | | | | | |

AB 33
R 4
H 9
RBI 4
BB 2
SO 7
LOB 10



| Batter | 1 | 2 | 3 | 4 | 5 | 6 | 7 | 8 | 9 | AB | R | H | RBI | BB | SO | LOB | TOP | | | |
|---|--|----------------------------------|------------------------------|---------------------------------|------------------------------|---------------------------------|------------------------------|---------------------------------|------------------------------|---------------------------------|------------------------------|----------------------------------|------------------------------|---------------------------------|-------------------------------|---|--|------------------------------------|----------------------------------|--------|
| Marcus Giles, R (1,4) OBP: 0.354, SLG: 0.397 Ken Ray, R (6,1) Tyler Yates, R (7,1) Kevin Barry, R (8,1) 11 Edgar Renteria, R (9,PH) OBP: 0.374, SLG: 0.440 23 Matt Diaz, R (1,7) OBP: 0.368, SLG: 0.510 | G6-3 | | G6-3 | | | F8 | | | P3 | 3 | 0 | 0 | 0 | 0 | 0 | 0 | Atlanta Braves @ Washington Nationals Robert F. Kennedy Memorial Stadium, Washington, DC Tue Aug 15 2006, 7:05 PM EDT Att: 24,036 - Clear - 85 F livebaseballscorecards.com | | | |
| 10 Chipper Jones, S (1,5) OBP: 0.421, SLG: 0.586 | G6-3 | | K | | | | G3-1 | | K | 4 | 0 | 0 | 0 | 0 | 2 | 0 | | | | |
| Adam LaRoche, L (1,3) OBP: 0.338, SLG: 0.542 | | K | | | | | | | | 3 | 0 | 1 | 0 | 0 | 2 | 0 | | | | |
| 16 Brian McCann, L (1,2) OBP: 0.400, SLG: 0.563 | F7 | | | | | F8 | | | F9 | 3 | 0 | 0 | 0 | 0 | 0 | 1 | | | | |
| 7 Jeff Francoeur, R (1,9) OBP: 0.281, SLG: 0.447 | G4-3 | | | | | | | | | 3 | 0 | 1 | 0 | 0 | 0 | 0 | | | | |
| Ryan Langerhans, L (1,8) OBP: 0.334, SLG: 0.381 | | | K | | | | | | | 3 | 0 | 0 | 0 | 0 | 1 | 1 | | | | |
| Tony Pena Jr., R (1,6) OBP: 0.100, SLG: 0.053 | | | G6-3 | | | | | | | 3 | 0 | 0 | 0 | 0 | 0 | 0 | | | | |
| 40 Lance Cormier, R (1,1) 49 Macay McBride, L (5,1) 4 Pete Orr, L (6,PH) OBP: 0.228, SLG: 0.323 | | | | | | | | | | 1 | 0 | 0 | 0 | 0 | 0 | 0 | | | | |
| | | | | | | | | | | 2 | 0 | 0 | 0 | 0 | 0 | 0 | | | | |
| | | | | | | | | | | | | | | | | | | | | |
| Inning Stats | R: 0 E: 0 K: 0 S: 8 | H: 0 LOB: 0 BB: 0 P: 10 | R: 0 E: 0 K: 1 S: 7 | H: 0 LOB: 0 BB: 0 P: 7 | R: 0 E: 0 K: 1 S: 6 | H: 0 LOB: 0 BB: 0 P: 8 | R: 0 E: 0 K: 1 S: 5 | H: 0 LOB: 0 BB: 0 P: 8 | R: 0 E: 0 K: 0 S: 5 | H: 0 LOB: 0 BB: 0 P: 8 | R: 0 E: 0 K: 0 S: 9 | H: 1 LOB: 1 BB: 0 P: 12 | R: 0 E: 0 K: 0 S: 6 | H: 0 LOB: 0 BB: 0 P: 9 | R: 0 E: 0 K: 1 S: 10 | H: 0 LOB: 0 BB: 0 P: 12 | 1B: 2 2B: 0 3B: 0 HR: 0 | SF: 0 SAC: 0 DP: 0 HBP: 0 | WP: 0 PB: 0 SB: 0 CS: 0 | PA: 29 |
| PITCHER Pedro Astacio, R (1,1) ERA: 4.64 | IP: 9.0 WLS: W BF: 29 H: 2 R: 0 ER: 0 SO: 5 BB: 0 IBB: 0 HBP: 0 BLK: 0 WP: 0 HR: 0 S: 66 P: 89 ERA: 0.00 WHIP: 0.222 | | | | | | | | | | | | | | | PITCHER Pedro Astacio, R (1,1) ERA: 4.64 | IP: 9.0 WLS: W BF: 29 H: 2 R: 0 ER: 0 SO: 5 BB: 0 IBB: 0 HBP: 0 BLK: 0 WP: 0 HR: 0 S: 66 P: 89 ERA: 0.00 WHIP: 0.222 | | | |


| Batter | 1 | 2 | 3 | 4 | 5 | 6 | 7 | 8 | 9 | AB | R | H | RBI | BB | SO | LOB | BOTTOM | | | |
|--|--|---------------------------------|-------------------------------|----------------------------------|------------------------------|----------------------------------|-------------------------------|----------------------------------|------------------------------|----------------------------------|------------------------------|---------------------------------|------------------------------|---------------------------------|------------------------------|--|--|------------------------------------|----------------------------------|--------|
| Alfonso Soriano, R (1,7) OBP: 0.367, SLG: 0.604 | F8 | | E 25 E 1B | G4-6-3 1B | | F7 | | | | 4 | 1 | 2 | 0 | 0 | 0 | 0 | Atlanta Braves @ Washington Nationals Robert F. Kennedy Memorial Stadium, Washington, DC Tue Aug 15 2006, 7:05 PM EDT Att: 24,036 - Clear - 85 F livebaseballscorecards.com | | | |
| Felipe Lopez, S (1,6) OBP: 0.357, SLG: 0.389 | K | | E4 E 25 E 1B | G4-6-3 1B | | G4-3 | | | | 4 | 1 | 1 | 0 | 0 | 1 | 2 | | | | |
| 11 Ryan Zimmerman, R (1,5) OBP: 0.356, SLG: 0.474 | K2-3 | | K | | | | | | | 4 | 0 | 0 | 0 | 0 | 3 | 2 | | | | |
| 24 Nick Johnson, L (1,3) OBP: 0.422, SLG: 0.519 | | L7 | E 25 E 44 SF9 IBB | | | G4-3 | | | | 2 | 2 | 0 | 0 | 2 | 0 | 0 | | | | |
| 25 Austin Kearns, R (1,9) OBP: 0.355, SLG: 0.459 | | G4-3 | E6 E 44 SF9 | | | | | | | 4 | 0 | 1 | 2 | 0 | 1 | 1 | | | | |
| 44 Alex Escobar, R (1,8) OBP: 0.356, SLG: 0.523 Ryan Church, L (9,8) OBP: 0.350, SLG: 0.500 | | 1B | SF9 | | | G6-3 | | | | 3 | 1 | 1 | 1 | 0 | 0 | 1 | | | | |
| Brian Schneider, L (1,2) OBP: 0.303, SLG: 0.302 | | 1B | | | | | | | | 0 | 0 | 0 | 0 | 0 | 0 | 0 | | | | |
| | | 1B | | | | | | | | 3 | 0 | 1 | 0 | 1 | 0 | 1 | | | | |
| Bernie Castro, S (1,4) OBP: 0.250, SLG: 0.250 | | | | | | | | | | 4 | 0 | 1 | 1 | 0 | 1 | 2 | | | | |
| Pedro Astacio, R (1,1) OBP: 0.188, SLG: 0.133 | | G5-3 | | | | G6-3 | | | | 3 | 0 | 1 | 0 | 0 | 0 | 2 | | | | |
| Inning Stats | R: 0 E: 0 K: 2 S: 7 | H: 3 LOB: 2 BB: 0 P: 9 | R: 3 E: 0 K: 1 S: 14 | H: 2 LOB: 1 BB: 1 P: 27 | R: 0 E: 0 K: 0 S: 8 | H: 2 LOB: 1 BB: 0 P: 13 | R: 1 E: 0 K: 2 S: 10 | H: 1 LOB: 2 BB: 2 P: 22 | R: 0 E: 0 K: 0 S: 6 | H: 0 LOB: 0 BB: 0 P: 10 | R: 0 E: 0 K: 1 S: 6 | H: 0 LOB: 0 BB: 0 P: 9 | R: 0 E: 0 K: 0 S: 6 | H: 0 LOB: 0 BB: 0 P: 9 | R: 0 E: 0 K: 0 S: 6 | H: 0 LOB: 0 BB: 0 P: 9 | 1B: 7 2B: 2 3B: 0 HR: 0 | SF: 1 SAC: 0 DP: 1 HBP: 0 | WP: 0 PB: 0 SB: 0 CS: 0 | PA: 35 |
| PITCHER 40 Lance Cormier, R (1,1) ERA: 6.08 49 Macay McBride, L (5,1) ERA: 4.09 Ken Ray, R (6,1) ERA: 3.62 Tyler Yates, R (7,1) ERA: 4.76 Kevin Barry, R (8,1) ERA: 7.2 | IP: 4.2 WLS: L BF: 24 H: 8 R: 5 ER: 3 SO: 4 BB: 1 IBB: 0 HBP: 0 BLK: 0 WP: 0 HR: 0 S: 44 P: 76 ERA: 5.79 WHIP: 1.929 | | | | | | | | | | | | | | | PITCHER 40 Lance Cormier, R (1,1) ERA: 6.08 49 Macay McBride, L (5,1) ERA: 4.09 Ken Ray, R (6,1) ERA: 3.62 Tyler Yates, R (7,1) ERA: 4.76 Kevin Barry, R (8,1) ERA: 7.2 | IP: 4.2 WLS: L BF: 24 H: 8 R: 5 ER: 3 SO: 4 BB: 1 IBB: 0 HBP: 0 BLK: 0 WP: 0 HR: 0 S: 44 P: 76 ERA: 5.79 WHIP: 1.929 | | | |


AB 29
R 0
H 2
RBI 0
BB 0
SO 5
LOB 2



AB 31
R 5
H 8
RBI 4
BB 3
SO 6
LOB 11



| Batter | 1 | 2 | 3 | 4 | 5 | 6 | 7 | 8 | 9 | AB | R | H | RBI | BB | SO | LOB | TOP | | | | | | | | | | |
|--|------------------------------|----------------------------------|-------------------------------|----------------------------------|-------------------------------|----------------------------------|------------------------------|----------------------------------|-------------------------------|----------------------------------|------------------------------|----------------------------------|-------------------------------|----------------------------------|------------------------------|----------------------------------|--|------------------------------|----------------------------------|----------------------------------|------------------------------------|-------------------------|--------|--|--|--|--|
| Marcus Giles, R OBP: 0.391, SLG: 0.391 | L8 | | G5-3 | | 11 1B | | 11 1B HBP | | K | 4 | 1 | 1 | 2 | 0 | 1 | 2 | Atlanta Braves @ Washington Nationals Robert F. Kennedy Memorial Stadium, Washington, DC Thu Aug 17 2006, 1:05 PM EDT Att: 29,007 - Sunny - 81 F | | | | | | | | | | |
| 11 Edgar Renteria, R OBP: 0.373, SLG: 0.437 | G5-3 | | G5-3 | | 2-H 3-H 1B | | 1-2 2-H 1B | | 1B | 5 | 0 | 3 | 2 | 0 | 0 | 1 | | | | | | | | | | | |
| 10 Chipper Jones, S OBP: 0.413, SLG: 0.571 | K | | | F7 | P5 | | F8 | | G3-1 | 5 | 0 | 0 | 0 | 0 | 1 | 5 | | | | | | | | | | | |
| 16 Brian McCann, L OBP: 0.398, SLG: 0.569 | | HR | | G4-3 | | G1 | | P4 | | 4 | 1 | 1 | 1 | 0 | 0 | 0 | | | | | | | | | | | |
| Adam LaRoche, L OBP: 0.344, SLG: 0.549 | | F8 | | K | | G3 | | | | 3 | 0 | 0 | 0 | 1 | 1 | 0 | | | | | | | | | | | |
| 7 Jeff Francoeur, R OBP: 0.280, SLG: 0.446 | | F8 | | | F9 | G6-3 | | L6 | | 4 | 0 | 0 | 0 | 0 | 0 | 1 | | | | | | | | | | | |
| 23 Matt Diaz, R OBP: 0.373, SLG: 0.518 | | CS 1B | | | WP 1B | G5-3 | | K | | 4 | 1 | 2 | 0 | 0 | 1 | 1 | | | | | | | | | | | |
| Ryan Langerhans, L OBP: 0.342, SLG: 0.379 | | CS | G5-3 BB | | SH2-4 1B BB | | 11 1B HBP BB | FC5-4 BB | | 0 | 2 | 0 | 0 | 4 | 0 | 0 | | | | | | | | | | | |
| Oscar Villarreal, L 54 Chad Paronto, R 4 Pete Orr, L Danyls Baez, R Tony Pena, Jr., R 28 Bob Wickman, R | | | B1 | | SH2-4 | L5 | | FC5-4 11 1B | | 1 | 0 | 0 | 0 | 0 | 0 | 1 |  | | | | | | | | | | |
| Inning Stats | R: 0 E: 0 K: 1 S: 9 | H: 0 LOB: 0 BB: 0 P: 14 | R: 1 E: 0 K: 0 S: 10 | H: 2 LOB: 0 BB: 0 P: 19 | R: 0 E: 0 K: 0 S: 11 | H: 0 LOB: 1 BB: 1 P: 18 | R: 0 E: 0 K: 1 S: 8 | H: 0 LOB: 0 BB: 0 P: 13 | R: 3 E: 0 K: 0 S: 11 | H: 3 LOB: 1 BB: 1 P: 21 | R: 0 E: 0 K: 0 S: 6 | H: 0 LOB: 0 BB: 0 P: 11 | R: 1 E: 0 K: 0 S: 18 | H: 1 LOB: 2 BB: 1 P: 28 | R: 0 E: 0 K: 1 S: 8 | H: 0 LOB: 1 BB: 1 P: 14 | | R: 0 E: 0 K: 1 S: 9 | H: 1 LOB: 2 BB: 1 P: 16 | 1B: 5 2B: 1 3B: 0 HR: 1 | SF: 0 SAC: 1 DP: 0 HBP: 1 | WP: 1 PB: 0 CS: 1 | PA: 40 | | | | |
| PITCHER | IP | WLS | BF | H | R | ER | SO | BB | IBB | HBP | BLK | WP | HR | S | P | ERA | WHIP | | | | | | | | | | |
| 57 Jason Bergmann, R ERA: 7.31 | 6.0 | L | 24 | 5 | 4 | 4 | 2 | 2 | 0 | 0 | 0 | 1 | 1 | 55 | 96 | 6.00 | 1.167 | | | | | | | | | | |
| 45 Chris Schroder, R ERA: 6.75 | 1.0 | | 6 | 1 | 1 | 1 | 0 | 1 | 0 | 1 | 0 | 0 | 0 | 18 | 28 | 9.00 | 2.000 | | | | | | | | | | |
| Travis Hughes, R ERA: 5.63 | 2.0 | | 9 | 1 | 0 | 0 | 2 | 2 | 0 | 0 | 0 | 0 | 0 | 17 | 30 | 0.00 | 1.500 | | | | | | | | | | |

| Batter | 1 | 2 | 3 | 4 | 5 | 6 | 7 | 8 | 9 | AB | R | H | RBI | BB | SO | LOB | BOTTOM | | | | | | | | | | |
|--|-------------------------------|----------------------------------|-------------------------------|----------------------------------|------------------------------|----------------------------------|-------------------------------|----------------------------------|------------------------------|----------------------------------|------------------------------|---------------------------------|------------------------------|----------------------------------|------------------------------|----------------------------------|--|----------------------------------|------------------------------------|-------------------------|--------|--|--|--|--|--|--|
| Alfonso Soriano, R OBP: 0.363, SLG: 0.595 | F7 | | K | | | G5-3 | | L4 | | 4 | 0 | 0 | 0 | 0 | 1 | 1 | Atlanta Braves @ Washington Nationals Robert F. Kennedy Memorial Stadium, Washington, DC Thu Aug 17 2006, 1:05 PM EDT Att: 29,007 - Sunny - 81 F | | | | | | | | | | |
| Felipe Lopez, S OBP: 0.358, SLG: 0.389 | K | | | K | | 1B | | G4-3 | | 4 | 0 | 1 | 0 | 0 | 2 | 1 | | | | | | | | | | | |
| 11 Ryan Zimmerman, R OBP: 0.354, SLG: 0.476 | L8 | | | G5-3 | | L5 | | | K | 4 | 0 | 0 | 0 | 0 | 1 | 1 | | | | | | | | | | | |
| 24 Nick Johnson, L OBP: 0.422, SLG: 0.514 | | G4-3 | | L7 | | L6 | | G4-3 | | 4 | 0 | 0 | 0 | 0 | 0 | 0 | | | | | | | | | | | |
| 25 Austin Kearns, R OBP: 0.391, SLG: 0.451 | | FC3-6 1B | | G6-3 | | F9 | | K | | 4 | 0 | 1 | 0 | 0 | 1 | 0 | | | | | | | | | | | |
| Ryan Church, L OBP: 0.358, SLG: 0.508 Travis Hughes, R | | F7 | | FC4 BB | | 2B | | | | 2 | 0 | 1 | 0 | 1 | 0 | 1 | | | | | | | | | | | |
| Brian Schneider, L OBP: 0.303, SLG: 0.315 | | FC3-6 | | K | | G3-1 | | | | 3 | 0 | 0 | 0 | 0 | 1 | 3 | | | | | | | | | | | |
| Bernie Castro, S OBP: 0.261, SLG: 0.261 | | | G6-3 | | FC4 | | | G3 | | 3 | 0 | 0 | 0 | 0 | 0 | 1 | | | | | | | | | | | |
| 57 Jason Bergmann, R ERA: 4.15 Marlon Anderson, L OBP: 0.323, SLG: 0.421 45 Chris Schroder, R ERA: 4.03 44 Alex Escobar, R OBP: 0.364, SLG: 0.522 | | | L8 | | | P2 | | 1B | | 1 | 0 | 0 | 0 | 0 | 0 | 0 |  | | | | | | | | | | |
| Inning Stats | R: 0 E: 0 K: 1 S: 10 | H: 0 LOB: 0 BB: 0 P: 13 | R: 0 E: 0 K: 0 S: 10 | H: 1 LOB: 1 BB: 0 P: 11 | R: 0 E: 0 K: 1 S: 8 | H: 0 LOB: 0 BB: 0 P: 13 | R: 0 E: 0 K: 1 S: 11 | H: 0 LOB: 0 BB: 0 P: 14 | R: 0 E: 0 K: 0 S: 9 | H: 1 LOB: 1 BB: 0 P: 14 | R: 0 E: 0 K: 0 S: 5 | H: 1 LOB: 1 BB: 0 P: 9 | R: 0 E: 0 K: 0 S: 7 | H: 1 LOB: 1 BB: 0 P: 11 | R: 0 E: 0 K: 2 S: 8 | H: 0 LOB: 0 BB: 0 P: 11 | | 1B: 3 2B: 1 3B: 0 HR: 0 | SF: 0 SAC: 0 DP: 0 HBP: 0 | WP: 0 PB: 0 CS: 0 | PA: 32 | | | | | | |
| PITCHER | IP | WLS | BF | H | R | ER | SO | BB | IBB | HBP | BLK | WP | HR | S | P | ERA | WHIP | | | | | | | | | | |
| Oscar Villarreal, R | 5.0 | W | 17 | 1 | 0 | 0 | 4 | 1 | 0 | 0 | 0 | 0 | 0 | 9 | 14 | 0.00 | 1.000 | | | | | | | | | | |
| Danyls Baez, R | 2.0 | | 8 | 2 | 0 | 0 | 0 | 0 | 0 | 0 | 0 | 0 | 0 | 12 | 20 | 0.00 | 1.000 | | | | | | | | | | |
| 28 Bob Wickman, R ERA: 3.16 | 1.0 | | 3 | 0 | 0 | 0 | 2 | 0 | 0 | 0 | 0 | 0 | 0 | 8 | 11 | 0.00 | 0.000 | | | | | | | | | | |

| Batter | 1 | 2 | 3 | 4 | 5 | 6 | 7 | 8 | 9 | AB | R | H | RBI | BB | SO | LOB | TOP | | | |
|--|---|---|---|---|---|---|---|---|---|---|---|---|---|---|---|---|--|----------------------------------|------------------------------------|-------------------------|
| 4 Pete Orr, L OBP: 0.259, SLG: 0.354 (1, 4) | P6 | | 1B | | K | | | B3 | | 4 | 0 | 1 | 0 | 0 | 1 | 0 | Atlanta Braves @ Florida Marlins Dolphin Stadium, Miami, FL Sun Aug 20 2006, 1:05 PM EDT Att: 16,461 - Cloudy - 77 F | | | |
| 11 Edgar Renteria, R OBP: 0.376, SLG: 0.438 (1, 6) | 1B | | | | | L6 | | BB | | 3 | 0 | 1 | 0 | 1 | 1 | | | | | |
| 10 Chipper Jones, S OBP: 0.407, SLG: 0.570 (1, 5) | F9 | | | | | F9 | | P2 | | 4 | 0 | 0 | 0 | 0 | 1 | | | | | |
| Andruw Jones, R OBP: 0.360, SLG: 0.524 (1, 8) | F9 | | G6-3 | | | 7 HR | | K | | 3 | 1 | 0 | 0 | 1 | 1 | | | | | |
| 7 Jeff Francoeur, R OBP: 0.283, SLG: 0.451 (1, 9) | | | | | L7 | | | | | 4 | 2 | 3 | 2 | 0 | 0 | | | | | |
| 23 Matt Diaz, R OBP: 0.371, SLG: 0.502 (1, 7) | FC1 | | | | K | | | 2B | | 3 | 0 | 0 | 0 | 0 | 1 | | | | | |
| Adam LaRoche, L OBP: 0.346, SLG: 0.550 (1, 3) | | | | | K | | | | | 3 | 0 | 0 | 0 | 1 | 1 | | | | | |
| Todd Pratt, R OBP: 0.248, SLG: 0.292 16 Brian McCann, L OBP: 0.311, SLG: 0.568 (9, PH) | G6-3 | | | | G1-3 | | | | | 2 | 0 | 0 | 0 | 1 | 0 | | | | | |
| 40 Lance Cormier, R OBP: 0.352, SLG: 0.392 Tyler Yates, R OBP: 0.340, SLG: 0.376 (7, PH) | G1 | | | | G6-3 | | | F9 | | 1 | 0 | 0 | 0 | 0 | 0 | | | | | |
| Inning Stats | R: 0 E: 0 K: 0 S: 6 | H: 1 LOB: 1 BB: 0 P: 12 | R: 1 E: 1 K: 0 S: 6 | H: 1 LOB: 1 BB: 1 P: 14 | R: 0 E: 0 K: 2 S: 11 | H: 1 LOB: 1 BB: 0 P: 16 | R: 0 E: 0 K: 2 S: 10 | H: 0 LOB: 0 BB: 0 P: 15 | R: 0 E: 0 K: 1 S: 8 | H: 0 LOB: 0 BB: 0 P: 11 | R: 2 E: 0 K: 0 S: 12 | H: 1 LOB: 0 BB: 1 P: 21 | R: 0 E: 0 K: 1 S: 10 | H: 0 LOB: 1 BB: 1 P: 19 | R: 0 E: 0 K: 0 S: 10 | H: 1 LOB: 2 BB: 1 P: 19 | | 1B: 3 2B: 1 3B: 0 HR: 1 | SF: 0 SAC: 0 DP: 3 HBP: 1 | WP: 0 PB: 0 CS: 0 |
| PITCHER | IP WLS BF H R ER SO BB IBB HBP BLK WP HR S P ERA WHIP | IP WLS BF H R ER SO BB IBB HBP BLK WP HR S P ERA WHIP | IP WLS BF H R ER SO BB IBB HBP BLK WP HR S P ERA WHIP | IP WLS BF H R ER SO BB IBB HBP BLK WP HR S P ERA WHIP | IP WLS BF H R ER SO BB IBB HBP BLK WP HR S P ERA WHIP | IP WLS BF H R ER SO BB IBB HBP BLK WP HR S P ERA WHIP | IP WLS BF H R ER SO BB IBB HBP BLK WP HR S P ERA WHIP | IP WLS BF H R ER SO BB IBB HBP BLK WP HR S P ERA WHIP | IP WLS BF H R ER SO BB IBB HBP BLK WP HR S P ERA WHIP | IP WLS BF H R ER SO BB IBB HBP BLK WP HR S P ERA WHIP | IP WLS BF H R ER SO BB IBB HBP BLK WP HR S P ERA WHIP | IP WLS BF H R ER SO BB IBB HBP BLK WP HR S P ERA WHIP | IP WLS BF H R ER SO BB IBB HBP BLK WP HR S P ERA WHIP | IP WLS BF H R ER SO BB IBB HBP BLK WP HR S P ERA WHIP | IP WLS BF H R ER SO BB IBB HBP BLK WP HR S P ERA WHIP | IP WLS BF H R ER SO BB IBB HBP BLK WP HR S P ERA WHIP | | | | |

| | |
|-----|----|
| AB | 30 |
| R | 3 |
| H | 5 |
| RBI | 2 |
| BB | 5 |
| SO | 6 |
| LOB | 16 |



| Batter | 1 | 2 | 3 | 4 | 5 | 6 | 7 | 8 | 9 | AB | R | H | RBI | BB | SO | LOB | BOTTOM | | | |
|--|---|---|---|---|---|---|---|---|---|---|---|---|---|---|---|---|--|----------------------------------|------------------------------------|-------------------------|
| 2 Hanley Ramirez, R OBP: 0.337, SLG: 0.417 (1, 6) | F9 | | F8 | | 6 1B | | G4-3 | | | 4 | 1 | 1 | 0 | 0 | 0 | 1 | Atlanta Braves @ Florida Marlins Dolphin Stadium, Miami, FL Sun Aug 20 2006, 1:05 PM EDT Att: 16,461 - Cloudy - 77 F | | | |
| 6 Dan Uggla, R OBP: 0.346, SLG: 0.490 (1, 4) | F8 | | K2-3 | | 2B | | K | | | 4 | 0 | 1 | 1 | 0 | 2 | | | | | |
| Miguel Cabrera, R OBP: 0.426, SLG: 0.570 (1, 5) | K | | | | 14 1B | | F8 | | | 4 | 1 | 1 | 0 | 0 | 1 | | | | | |
| 17 Mike Jacobs, L OBP: 0.321, SLG: 0.470 57 Taylor Tankersley, L ERA: 2.88 Joe Borowski, R ERA: 3.18 (8, PH) | L6 | | | | K | | G4-3 | | | 3 | 0 | 0 | 0 | 0 | 1 | | | | | |
| 14 Josh Willingham, R OBP: 0.344, SLG: 0.482 Joe Borowski, R (9, 1) | HR | | | | 1B | | K | | | 4 | 1 | 2 | 1 | 0 | 1 | | | | | |
| Miguel Olivo, R OBP: 0.311, SLG: 0.488 (1, 2) | K | | | | 27 1B | | K | | | 3 | 0 | 1 | 1 | 0 | 2 | | | | | |
| 27 Jeremy Hermida, L OBP: 0.341, SLG: 0.384 (1, 9) | 1B | | | | G4-6-3 | | | | | 2 | 1 | 1 | 0 | 1 | 0 | | | | | |
| 4 Alfredo Amezaga, S OBP: 0.333, SLG: 0.347 (1, 8) | G4-3 | | | | | | B5 | | | 3 | 0 | 0 | 0 | 0 | 2 | | | | | |
| Dontrelle Willis, L ERA: 5.86 Wes Helms, R ERA: 4.6 (8, 3) | G6-3 | | | | | | F8 | | | 2 | 0 | 0 | 0 | 0 | 0 | | | | | |
| Inning Stats | R: 0 E: 0 K: 1 S: 6 | H: 0 LOB: 0 BB: 0 P: 9 | R: 1 E: 0 K: 1 S: 11 | H: 2 LOB: 1 BB: 0 P: 18 | R: 0 E: 0 K: 1 S: 7 | H: 0 LOB: 0 BB: 0 P: 13 | R: 1 E: 0 K: 1 S: 12 | H: 3 LOB: 1 BB: 0 P: 19 | R: 1 E: 0 K: 0 S: 10 | H: 2 LOB: 1 BB: 0 P: 13 | R: 0 E: 0 K: 2 S: 7 | H: 0 LOB: 0 BB: 0 P: 9 | R: 1 E: 0 K: 1 S: 9 | H: 1 LOB: 1 BB: 1 P: 19 | R: 0 E: 0 K: 1 S: 6 | H: 0 LOB: 0 BB: 0 P: 10 | | 1B: 4 2B: 2 3B: 1 HR: 1 | SF: 0 SAC: 0 DP: 1 HBP: 0 | WP: 0 PB: 0 CS: 0 |
| PITCHER | IP WLS BF H R ER SO BB IBB HBP BLK WP HR S P ERA WHIP | IP WLS BF H R ER SO BB IBB HBP BLK WP HR S P ERA WHIP | IP WLS BF H R ER SO BB IBB HBP BLK WP HR S P ERA WHIP | IP WLS BF H R ER SO BB IBB HBP BLK WP HR S P ERA WHIP | IP WLS BF H R ER SO BB IBB HBP BLK WP HR S P ERA WHIP | IP WLS BF H R ER SO BB IBB HBP BLK WP HR S P ERA WHIP | IP WLS BF H R ER SO BB IBB HBP BLK WP HR S P ERA WHIP | IP WLS BF H R ER SO BB IBB HBP BLK WP HR S P ERA WHIP | IP WLS BF H R ER SO BB IBB HBP BLK WP HR S P ERA WHIP | IP WLS BF H R ER SO BB IBB HBP BLK WP HR S P ERA WHIP | IP WLS BF H R ER SO BB IBB HBP BLK WP HR S P ERA WHIP | IP WLS BF H R ER SO BB IBB HBP BLK WP HR S P ERA WHIP | IP WLS BF H R ER SO BB IBB HBP BLK WP HR S P ERA WHIP | IP WLS BF H R ER SO BB IBB HBP BLK WP HR S P ERA WHIP | IP WLS BF H R ER SO BB IBB HBP BLK WP HR S P ERA WHIP | IP WLS BF H R ER SO BB IBB HBP BLK WP HR S P ERA WHIP | | | | |



| Batter | 1 | 2 | 3 | 4 | 5 | 6 | 7 | 8 | 9 | AB | R | H | RBI | BB | SO | LOB | TOP | | | | |
|---|---|---|---|---|---|---|---|---|---|---|---|---|---|---|---|---|--|---|---|---|---|
| 6 Chris Duffy, L (1, 8) OBP: 0.267, SLG: 0.263 | 1-3 K | | 1-3 K | | | | | 0-0 1B | | 4 | 0 | 2 | 0 | 0 | 2 | 0 | Pittsburgh Pirates @ Atlanta Braves Turner Field, Atlanta, GA Mon Aug 21 2006, 7:05 PM EDT Att: 21,898 - Cloudy - 90 F | | | | |
| 2 Jack Wilson, R (1, 6) OBP: 0.312, SLG: 0.385 | 1-1 G4-3 | | 0-1 G5-3 | | | 0-1 SAFE F8 | | 3-2 G5-3 | | 4 | 0 | 0 | 0 | 0 | 0 | 3 | | | | | |
| 12 Freddy Sanchez, R (1, 4) OBP: 0.386, SLG: 0.493 | 0-0 E6 | | | 0-0 F7 | | | | 0-2 G6-3 | | 4 | 0 | 0 | 0 | 0 | 0 | 1 | | | | | |
| Jason Bay, R (1, 7) OBP: 0.404, SLG: 0.543 | 4-1 1B | | | 3-2 G6-3 | | | 1-3 K | | 2-3 K | 3 | 0 | 0 | 0 | 1 | 2 | 0 | | | | | |
| Jeromy Burnitz, L (1, 9) OBP: 0.289, SLG: 0.435 | 0-2 P6 | | | 2-0 F8 | | | 2-3 K | | 2-1 1B | 4 | 0 | 1 | 0 | 0 | 1 | 2 | | | | | |
| Xavier Nady, R (1, 3) OBP: 0.336, SLG: 0.477 | | 2-2 F7 | | | 1-2 F8 | | | 2-2 F7 | | 4 | 0 | 0 | 0 | 0 | 0 | 1 | | | | | |
| Joe Randa, R (1, 5) OBP: 0.324, SLG: 0.399 | | 0-3 K | | | 1-1 F7 | | | 1-0 G1-3 | | 3 | 0 | 0 | 0 | 0 | 1 | 0 | | | | | |
| 26 Ronny Paulino, R (1, 2) OBP: 0.360, SLG: 0.399 | | 0-3 K | | | 3-3 K | | | 1-3 K | | 3 | 0 | 0 | 0 | 0 | 3 | 0 | | | | | |
| 57 Zach Duke, L (1, 1) OBP: 0.218, SLG: 0.259 | | | 0-3 K | | | | 2-3 K | | 1-1 6 1B | 2 | 0 | 0 | 0 | 0 | 2 | 0 | | | | | |
| Jose Castillo, R (8, PH) OBP: 0.324, SLG: 0.424 | | | | | | | | | | 1 | 0 | 1 | 0 | 0 | 0 | 0 | | | | | |
| Britt Reames, R (8, 1) | | | | | | | | | | 0 | 0 | 0 | 0 | 0 | 0 | 0 | | | | | |
| Inning Stats | R: 0 E: 1 K: 1 S: 10 | H: 0 LOB: 2 BB: 1 P: 16 | R: 0 E: 0 K: 2 S: 11 | H: 0 LOB: 0 BB: 0 P: 13 | R: 0 E: 0 K: 2 S: 8 | H: 0 LOB: 0 BB: 0 P: 9 | R: 0 E: 0 K: 0 S: 5 | H: 0 LOB: 0 BB: 0 P: 10 | R: 0 E: 0 K: 1 S: 14 | H: 1 LOB: 1 BB: 0 P: 18 | R: 0 E: 0 K: 2 S: 9 | H: 0 LOB: 0 BB: 0 P: 14 | R: 0 E: 0 K: 1 S: 10 | H: 2 LOB: 2 BB: 0 P: 16 | R: 0 E: 0 K: 1 S: 8 | H: 1 LOB: 1 BB: 0 P: 12 | 1B: 4 2B: 0 3B: 0 HR: 0 | SF: 0 SAC: 0 DP: 0 HBP: 0 | WP: 0 SB: 0 CS: 0 | PA: 33 | |
| PITCHER | IP WLS BF H R ER SO BB IBB HBP BLK WP HR S P ERA WHIP | IP WLS BF H R ER SO BB IBB HBP BLK WP HR S P ERA WHIP | IP WLS BF H R ER SO BB IBB HBP BLK WP HR S P ERA WHIP | IP WLS BF H R ER SO BB IBB HBP BLK WP HR S P ERA WHIP | IP WLS BF H R ER SO BB IBB HBP BLK WP HR S P ERA WHIP | IP WLS BF H R ER SO BB IBB HBP BLK WP HR S P ERA WHIP | IP WLS BF H R ER SO BB IBB HBP BLK WP HR S P ERA WHIP | IP WLS BF H R ER SO BB IBB HBP BLK WP HR S P ERA WHIP | IP WLS BF H R ER SO BB IBB HBP BLK WP HR S P ERA WHIP | IP WLS BF H R ER SO BB IBB HBP BLK WP HR S P ERA WHIP | IP WLS BF H R ER SO BB IBB HBP BLK WP HR S P ERA WHIP | IP WLS BF H R ER SO BB IBB HBP BLK WP HR S P ERA WHIP | IP WLS BF H R ER SO BB IBB HBP BLK WP HR S P ERA WHIP | IP WLS BF H R ER SO BB IBB HBP BLK WP HR S P ERA WHIP | IP WLS BF H R ER SO BB IBB HBP BLK WP HR S P ERA WHIP | IP WLS BF H R ER SO BB IBB HBP BLK WP HR S P ERA WHIP | IP WLS BF H R ER SO BB IBB HBP BLK WP HR S P ERA WHIP | IP WLS BF H R ER SO BB IBB HBP BLK WP HR S P ERA WHIP | IP WLS BF H R ER SO BB IBB HBP BLK WP HR S P ERA WHIP | IP WLS BF H R ER SO BB IBB HBP BLK WP HR S P ERA WHIP | IP WLS BF H R ER SO BB IBB HBP BLK WP HR S P ERA WHIP |

| | |
|-----|----|
| AB | 32 |
| R | 0 |
| H | 4 |
| RBI | 0 |
| BB | 1 |
| SO | 11 |
| LOB | 7 |



| Batter | 1 | 2 | 3 | 4 | 5 | 6 | 7 | 8 | 9 | AB | R | H | RBI | BB | SO | LOB | BOTTOM | | | | |
|---|---|---|---|---|---|---|---|---|---|---|---|---|---|---|---|---|--|---|---|---|---|
| 24 Martin Prado, R (1, 4) OBP: 0.455, SLG: 0.667 | 1-1 G3-1 | | 2-2 11 2B | | | | | 3-2 G1-3 | | 4 | 0 | 2 | 2 | 0 | 0 | 0 | Pittsburgh Pirates @ Atlanta Braves Turner Field, Atlanta, GA Mon Aug 21 2006, 7:05 PM EDT Att: 21,898 - Cloudy - 90 F | | | | |
| 11 Edgar Renteria, R (1, 6) OBP: 0.375, SLG: 0.438 | 0-1 G3-1 | | 1-1 1H 2B | | 2H 3H 2B | | 0-1 F9 | | 1-0 F9 | 4 | 0 | 1 | 1 | 0 | 0 | 1 | | | | | |
| 10 Chipper Jones, S (1, 5) OBP: 0.405, SLG: 0.566 | 0-0 G4-3 | | 0-0 G3 | | 1-0 G6-3 | | | 3-2 WP 1B | | 4 | 0 | 1 | 0 | 0 | 0 | 2 | | | | | |
| Andrew Jones, R (1, 8) OBP: 0.357, SLG: 0.519 | | 2-2 F8 | | 2-2 G5-3 | | | 1-2 G5-3 | | 1-1 G5-3 | 4 | 0 | 0 | 0 | 0 | 0 | 1 | | | | | |
| 7 Jeff Francoeur, R (1, 9) OBP: 0.285, SLG: 0.454 | | 0-1 2B | | 1-1 1B | | | 1-2 P2 | | | 3 | 0 | 2 | 0 | 0 | 0 | 0 | | | | | |
| 16 Brian McCann, L (1, 2) OBP: 0.398, SLG: 0.563 | | 2-3 K | | 2-0 L8 | | | 2-1 G6-3 | | | 3 | 0 | 0 | 0 | 0 | 1 | 1 | | | | | |
| 23 Matt Diaz, R (1, 7) OBP: 0.370, SLG: 0.500 | | | 2-0 L4 | | | | | 1-0 G6-3 | | 3 | 1 | 1 | 0 | 0 | 0 | 1 | | | | | |
| Ryan Langerhans, L (8, 7) OBP: 0.340, SLG: 0.376 | | | | | | | | | | 0 | 0 | 0 | 0 | 0 | 0 | 0 | | | | | |
| Adam LaRoche, L (1, 3) OBP: 0.348, SLG: 0.550 | | | 3-1 24 1B | | 4-2 SAFE 24 2B | | 1-2 F8 | | | 2 | 2 | 1 | 0 | 1 | 0 | 0 | | | | | |
| 29 John Smoltz, R (1, 1) OBP: 0.196, SLG: 0.208 | | | 0-0 SH1-4 | | 0-0 SH2-4 | | 0-0 G3 | | | 1 | 0 | 0 | 0 | 0 | 0 | 0 | | | | | |
| 28 Bob Wickman, R (9, 1) | | | 1-2 1B | | 1-2 2-3 | | | | | 0 | 0 | 0 | 0 | 0 | 0 | 0 | | | | | |
| Inning Stats | R: 0 E: 0 K: 0 S: 5 | H: 0 LOB: 0 BB: 0 P: 6 | R: 0 E: 0 K: 1 S: 10 | H: 1 LOB: 1 BB: 0 P: 16 | R: 1 E: 0 K: 0 S: 10 | H: 3 LOB: 1 BB: 0 P: 16 | R: 0 E: 0 K: 0 S: 6 | H: 1 LOB: 0 BB: 0 P: 11 | R: 2 E: 0 K: 0 S: 9 | H: 2 LOB: 1 BB: 1 P: 14 | R: 0 E: 0 K: 0 S: 8 | H: 0 LOB: 0 BB: 0 P: 12 | R: 0 E: 0 K: 0 S: 6 | H: 0 LOB: 0 BB: 0 P: 8 | R: 0 E: 0 K: 0 S: 9 | H: 1 LOB: 1 BB: 0 P: 17 | 1B: 5 2B: 3 3B: 0 HR: 0 | SF: 0 SAC: 2 DP: 0 HBP: 0 | WP: 1 SB: 0 CS: 0 | PA: 31 | |
| PITCHER | IP WLS BF H R ER SO BB IBB HBP BLK WP HR S P ERA WHIP | IP WLS BF H R ER SO BB IBB HBP BLK WP HR S P ERA WHIP | IP WLS BF H R ER SO BB IBB HBP BLK WP HR S P ERA WHIP | IP WLS BF H R ER SO BB IBB HBP BLK WP HR S P ERA WHIP | IP WLS BF H R ER SO BB IBB HBP BLK WP HR S P ERA WHIP | IP WLS BF H R ER SO BB IBB HBP BLK WP HR S P ERA WHIP | IP WLS BF H R ER SO BB IBB HBP BLK WP HR S P ERA WHIP | IP WLS BF H R ER SO BB IBB HBP BLK WP HR S P ERA WHIP | IP WLS BF H R ER SO BB IBB HBP BLK WP HR S P ERA WHIP | IP WLS BF H R ER SO BB IBB HBP BLK WP HR S P ERA WHIP | IP WLS BF H R ER SO BB IBB HBP BLK WP HR S P ERA WHIP | IP WLS BF H R ER SO BB IBB HBP BLK WP HR S P ERA WHIP | IP WLS BF H R ER SO BB IBB HBP BLK WP HR S P ERA WHIP | IP WLS BF H R ER SO BB IBB HBP BLK WP HR S P ERA WHIP | IP WLS BF H R ER SO BB IBB HBP BLK WP HR S P ERA WHIP | IP WLS BF H R ER SO BB IBB HBP BLK WP HR S P ERA WHIP | IP WLS BF H R ER SO BB IBB HBP BLK WP HR S P ERA WHIP | IP WLS BF H R ER SO BB IBB HBP BLK WP HR S P ERA WHIP | IP WLS BF H R ER SO BB IBB HBP BLK WP HR S P ERA WHIP | IP WLS BF H R ER SO BB IBB HBP BLK WP HR S P ERA WHIP | IP WLS BF H R ER SO BB IBB HBP BLK WP HR S P ERA WHIP |



| Batter | 1 | 2 | 3 | 4 | 5 | 6 | 7 | 8 | 9 | AB | R | H | RBI | BB | SO | LOB | TOP | | | | | | | | |
|---|-------------------------------|----------------------------------|-------------------------------|----------------------------------|------------------------------|---------------------------------|-------------------------------|----------------------------------|-------------------------------|----------------------------------|-------------------------------|----------------------------------|-------------------------------|----------------------------------|-------------------------------|----------------------------------|---|----------------------------------|----------------------------------|------------------------------------|-------------------------|--------|--|--|--|
| 6 Chris Duffy, L OBP: 0.268, SLG: 0.278 (1, 8) | G3 | | G6-3 | | | | G6-3 | | K | 5 | 0 | 1 | 1 | 0 | 1 | 1 | Pittsburgh Pirates @ Atlanta Braves Turner Field, Atlanta, GA Wed Aug 23 2006, 7:35 PM EDT Att: 23,082 - Cloudy - 85 F | | | | | | | | |
| 2 Jack Wilson, R OBP: 0.313, SLG: 0.381 (1, 6) | K | | | | | | G6-3 | | | 3 | 1 | 1 | 0 | 1 | 1 | 0 | | | | | | | | | |
| 12 Freddy Sanchez, R OBP: 0.384, SLG: 0.495 (1, 5) | L6 | | | | | | | | | 4 | 1 | 1 | 1 | 0 | 0 | 3 | | | | | | | | | |
| Jason Bay, R OBP: 0.404, SLG: 0.549 (1, 7) | | | | | | | | | | 4 | 1 | 2 | 2 | 0 | 1 | 0 | | | | | | | | | |
| Xavier Nady, R OBP: 0.337, SLG: 0.475 (1, 3) | K | | | | | | | | | 4 | 1 | 1 | 0 | 0 | 3 | 2 | | | | | | | | | |
| 26 Ronny Paulino, R OBP: 0.383, SLG: 0.400 (1, 2) | G5-3 | | | | | | | | | 3 | 0 | 1 | 0 | 1 | 1 | 0 | | | | | | | | | |
| Jose Castillo, R OBP: 0.318, SLG: 0.417 (1, 4) | F8 | | | | | | | | | 3 | 0 | 0 | 1 | 0 | 1 | 3 | | | | | | | | | |
| José Bautista, R OBP: 0.352, SLG: 0.455 (1, 9) | | | | | | | | | | 4 | 1 | 2 | 0 | 0 | 0 | 0 | | | | | | | | | |
| 45 Ian Snell, R OBP: 0.116, SLG: 0.058 (1, 1) | | | | | | | | | | 2 | 0 | 0 | 0 | 0 | 0 | 1 | | | | | | | | | |
| 34 John Grabow, L ERA: 4.02 (6, 1) | | | | | | | | | | 0 | 0 | 0 | 0 | 0 | 0 | 0 | | | | | | | | | |
| 55 Matt Capps, R ERA: 3.63 (6, 1) | | | | | | | | | | 0 | 0 | 0 | 0 | 0 | 0 | 0 | | | | | | | | | |
| 16 Salomon Torres, R OBP: 0.279, SLG: 0.354 (7, 1) | | | | | | | | | | 0 | 0 | 0 | 0 | 0 | 0 | 0 | | | | | | | | | |
| 41 Ryan Doumit, S OBP: 0.279, SLG: 0.354 (6, PR) | | | | | | | | | | 0 | 0 | 0 | 0 | 0 | 0 | 0 | | | | | | | | | |
| 10 Rajai Davis, R OBP: 0.321, SLG: 0.404 (6, PR) | | | | | | | | | | 0 | 0 | 0 | 0 | 0 | 0 | 0 | | | | | | | | | |
| Michael Gonzalez, R ERA: 3.95 (9, 1) | | | | | | | | | | 0 | 0 | 0 | 0 | 0 | 0 | 0 | | | | | | | | | |
| Inning Stats | R: 0 E: 0 K: 1 S: 10 | H: 0 LOB: 0 BB: 0 P: 12 | R: 1 E: 0 K: 1 S: 10 | H: 1 LOB: 0 BB: 0 P: 12 | R: 0 E: 0 K: 0 S: 5 | H: 0 LOB: 0 BB: 0 P: 9 | R: 1 E: 0 K: 1 S: 10 | H: 2 LOB: 2 BB: 1 P: 17 | R: 1 E: 0 K: 0 S: 16 | H: 2 LOB: 1 BB: 1 P: 24 | R: 1 E: 0 K: 2 S: 13 | H: 3 LOB: 3 BB: 0 P: 19 | R: 1 E: 0 K: 0 S: 12 | H: 1 LOB: 0 BB: 0 P: 21 | R: 0 E: 0 K: 3 S: 10 | H: 0 LOB: 0 BB: 0 P: 13 | R: 0 E: 1 K: 1 S: 11 | H: 0 LOB: 1 BB: 0 P: 17 | 1B: 3 2B: 3 3B: 1 HR: 2 | SF: 1 SAC: 1 DP: 2 HBP: 0 | WP: 0 PB: 0 CS: 1 | PA: 37 | | | |
| PITCHER | IP | WLS | BF | H | R | ER | SO | BB | IBB | HBP | BLK | WP | HR | S | P | ERA | WHIP | | | | | | | | |
| 15 Tim Hudson, R ERA: 4.82 (1, 1) | 6.0 | | 27 | 8 | 4 | 4 | 5 | 1 | 1 | 0 | 0 | 0 | 1 | 64 | 93 | 6.00 | 1.500 | | | | | | | | |
| 54 Chad Paronto, R ERA: 2.54 (7, 1) | 1.0 | L | 4 | 1 | 1 | 1 | 0 | 0 | 0 | 0 | 0 | 0 | 1 | 12 | 21 | 9.00 | 1.000 | | | | | | | | |
| Tyler Yates, R ERA: 4.32 (8, 1) | 1.0 | | 3 | 0 | 0 | 0 | 3 | 0 | 0 | 0 | 0 | 0 | 0 | 10 | 13 | 0.00 | 0.000 | | | | | | | | |
| Ken Ray, R ERA: 3.95 (9, 1) | 1.0 | | 3 | 0 | 0 | 0 | 1 | 0 | 0 | 0 | 0 | 0 | 0 | 11 | 17 | 0.00 | 0.000 | | | | | | | | |

| Batter | 1 | 2 | 3 | 4 | 5 | 6 | 7 | 8 | 9 | AB | R | H | RBI | BB | SO | LOB | BOTTOM | | | | | | | | |
|---|------------------------------|---------------------------------|------------------------------|---------------------------------|------------------------------|----------------------------------|-------------------------------|----------------------------------|-------------------------------|----------------------------------|-------------------------------|----------------------------------|------------------------------|---------------------------------|------------------------------|----------------------------------|---|----------------------------------|----------------------------------|------------------------------------|-------------------------|--------|--|--|--|
| 24 Martín Prado, R OBP: 0.400, SLG: 0.538 (1, 4) | G6-3 | | G3-1 | | | | P3 | | SH3-4 | 3 | 0 | 0 | 0 | 0 | 0 | 1 | Pittsburgh Pirates @ Atlanta Braves Turner Field, Atlanta, GA Wed Aug 23 2006, 7:35 PM EDT Att: 23,082 - Cloudy - 85 F | | | | | | | | |
| 11 Edgar Renteria, R OBP: 0.373, SLG: 0.433 (1, 6) | P4 | | | | | | | | F7 | 4 | 1 | 1 | 0 | 0 | 1 | 1 | | | | | | | | | |
| 10 Chipper Jones, S OBP: 0.406, SLG: 0.572 (1, 5) | P5 | | | | | | | | | 4 | 1 | 1 | 1 | 0 | 0 | 2 | | | | | | | | | |
| Andrew Jones, R OBP: 0.358, SLG: 0.515 (1, 8) | | | | | | | | | | 3 | 1 | 0 | 0 | 1 | 0 | 0 | | | | | | | | | |
| 16 Brian McCann, L OBP: 0.393, SLG: 0.552 (8, PR) | F7 | | | | | | | | | 3 | 0 | 1 | 1 | 1 | 1 | 0 | | | | | | | | | |
| Tony Peña Jr., R OBP: 0.130, SLG: 0.238 (6, PR) | | | | | | | | | | 0 | 0 | 0 | 0 | 0 | 0 | 0 | | | | | | | | | |
| Todd Pratt, R OBP: 0.246, SLG: 0.289 (9, 2) | | | | | | | | | | 0 | 0 | 0 | 0 | 0 | 0 | 0 | | | | | | | | | |
| 7 Jeff Francoeur, R OBP: 0.283, SLG: 0.448 (1, 9) | K | | | | | | | | | 3 | 0 | 0 | 0 | 1 | 2 | 1 | | | | | | | | | |
| Adam LaRoche, L OBP: 0.351, SLG: 0.554 (1, 3) | | | | | | | | | | 3 | 1 | 1 | 2 | 1 | 2 | 0 | | | | | | | | | |
| 23 Matt Diaz, R OBP: 0.369, SLG: 0.495 (1, 7) | | | | | | | | | | 4 | 0 | 1 | 0 | 0 | 2 | 3 | | | | | | | | | |
| 15 Tim Hudson, R ERA: 4.82 (1, 1) | | | | | | | | | | 1 | 0 | 0 | 0 | 0 | 1 | 0 | | | | | | | | | |
| 54 Chad Paronto, R ERA: 2.54 (7, 1) | | | | | | | | | | 0 | 0 | 0 | 0 | 0 | 0 | 0 | | | | | | | | | |
| 4 Pete Orr, L OBP: 0.279, SLG: 0.371 (7, PR) | | | | | | | | | | 1 | 0 | 1 | 0 | 0 | 0 | 0 | | | | | | | | | |
| Tyler Yates, R ERA: 4.32 (8, 1) | | | | | | | | | | 0 | 0 | 0 | 0 | 0 | 0 | 0 | | | | | | | | | |
| Ken Ray, R ERA: 3.95 (9, 1) | | | | | | | | | | 0 | 0 | 0 | 0 | 0 | 0 | 0 | | | | | | | | | |
| Marcus Giles, R ERA: 3.95 (9, PR) | | | | | | | | | | 1 | 0 | 0 | 0 | 0 | 1 | 0 | | | | | | | | | |
| Inning Stats | R: 0 E: 0 K: 0 S: 6 | H: 0 LOB: 0 BB: 0 P: 9 | R: 0 E: 0 K: 1 S: 6 | H: 0 LOB: 0 BB: 0 P: 9 | R: 0 E: 0 K: 1 S: 9 | H: 1 LOB: 1 BB: 0 P: 13 | R: 1 E: 0 K: 2 S: 10 | H: 1 LOB: 0 BB: 0 P: 17 | R: 1 E: 0 K: 2 S: 14 | H: 1 LOB: 0 BB: 0 P: 16 | R: 2 E: 0 K: 1 S: 21 | H: 2 LOB: 3 BB: 3 P: 39 | R: 0 E: 0 K: 0 S: 5 | H: 1 LOB: 1 BB: 0 P: 8 | R: 0 E: 0 K: 0 S: 9 | H: 0 LOB: 1 BB: 1 P: 15 | R: 0 E: 0 K: 3 S: 9 | H: 0 LOB: 0 BB: 0 P: 11 | 1B: 4 2B: 0 3B: 0 HR: 2 | SF: 0 SAC: 2 DP: 1 HBP: 0 | WP: 0 PB: 0 CS: 0 | PA: 36 | | | |
| PITCHER | IP | WLS | BF | H | R | ER | SO | BB | IBB | HBP | BLK | WP | HR | S | P | ERA | WHIP | | | | | | | | |
| 45 Ian Snell, R ERA: 4.82 (1, 1) | 5.2 | | 24 | 5 | 4 | 4 | 6 | 2 | 0 | 0 | 0 | 0 | 2 | 62 | 95 | 6.35 | 1.235 | | | | | | | | |
| 34 John Grabow, L ERA: 4.02 (6, 1) | 0.0 | B | 1 | 0 | 0 | 0 | 0 | 1 | 0 | 0 | 0 | 0 | 0 | 0 | 4 | " | " | | | | | | | | |
| 55 Matt Capps, R ERA: 3.63 (6, 1) | 1.0 | W | 4 | 1 | 0 | 0 | 1 | 0 | 0 | 0 | 0 | 0 | 0 | 8 | 11 | 0.00 | 1.000 | | | | | | | | |
| 16 Salomon Torres, R OBP: 0.279, SLG: 0.354 (7, 1) | 1.1 | H | 4 | 0 | 0 | 0 | 0 | 1 | 0 | 0 | 0 | 0 | 0 | 10 | 16 | 0.00 | 0.750 | | | | | | | | |
| Michael Gonzalez, L ERA: 2.21 (9, 1) | 1.0 | S | 3 | 0 | 0 | 0 | 3 | 0 | 0 | 0 | 0 | 0 | 0 | 9 | 11 | 0.00 | 0.000 | | | | | | | | |



| Batter | 1 | 2 | 3 | 4 | 5 | 6 | 7 | 8 | 9 | AB | R | H | RBI | BB | SO | LOB | TOP | | | | |
|--|------------------------------|----------------------------------|------------------------------|-----------------------------------|-------------------------------|----------------------------------|--------------------------------|----------------------------------|-------------------------------|----------------------------------|-------------------------------|----------------------------------|-------------------------------|----------------------------------|-------------------------------|----------------------------------|---|-----------------------------------|------------------------------------|----------------------------------|--------|
| Alfonso Soriano, R OBP: 0.363, SLG: 0.599 | F9 | | 11 S BB | | F9 | | 11 1B 1B | 1-3 1B | | 4 | 1 | 2 | 0 | 1 | 0 | 0 | Washington Nationals @ Atlanta Braves Turner Field, Atlanta, GA Fri Aug 25 2006, 7:35 PM EDT Att: 33,621 - Partly Cloudy - 83 F | | | | |
| Felipe Lopez, S OBP: 0.367, SLG: 0.397 | K | | 2-3 | | 2B | | 11 1B 24 FC4-5 | SF7 | | 4 | 0 | 2 | 1 | 0 | 2 | 1 | | | | | |
| 11 Ryan Zimmerman, R (1, 5) OBP: 0.350, SLG: 0.470 | G6-3 | | 2-3 | | F9 | | 24 25 HR FC4-5 | 25 FC5-4 IBB | | 4 | 1 | 1 | 1 | 1 | 1 | 2 | | | | | |
| 24 Nick Johnson, L (1, 3) OBP: 0.424, SLG: 0.513 | | F7 | | G4-3 | | | 25 HR FC4-2-5 | K | | 4 | 1 | 0 | 0 | 1 | 1 | 4 | | | | | |
| 25 Austin Kearns, R (1, 9) OBP: 0.355, SLG: 0.460 | | 44 BB 1B BB | | 1B 44 SF8 BB | | | 3-H 1-1 1-H 2-H HR | FC5-4 | | 3 | 3 | 1 | 3 | 2 | 1 | 4 | | | | | |
| Jose Vidro, S (1, 4) OBP: 0.360, SLG: 0.403 | | L4 | | 1-2 1B 1B | | F7 | G4-3 | | F7 | 5 | 0 | 1 | 0 | 0 | 0 | 1 | | | | | |
| 44 Alex Escobar, R (1, 8) Ryan Church, L (9, PR) OBP: 0.350, SLG: 0.485 | 1B BB | | SF8 | | FC3-6 1B | | 1-1 1B | | 1B | 3 | 0 | 3 | 1 | 1 | 0 | 0 | | | | | |
| Brian Schneider, L (1, 2) OBP: 0.312, SLG: 0.318 | | 1-2 1B | | 3-H 1-0 1-2 1B | | FC3-6 1-2 | G4-3 | | L9 | 5 | 0 | 2 | 1 | 0 | 0 | 3 | | | | | |
| Ramon Ortiz, R (1, 1) Henry Matos, S (6, PH) 35 Ryan Wagner, R (6, PH) Marlon Anderson, R (6, PH) Jon Rauch, R (6, PH) Darley Ward, R (6, PH) 52 Saul Rivera, S (6, PH) | | | K | | K | | G4-3 | | 1B SF7 BB | 2 | 0 | 0 | 0 | 0 | 2 | 2 | | | | | |
| Inning Stats | R: 0 E: 0 K: 1 S: 9 | H: 0 LOB: 0 BB: 0 P: 12 | R: 1 E: 0 K: 0 S: 9 | H: 1 LOB: 2 BB: 21 P: 21 | R: 0 E: 0 K: 3 S: 10 | H: 0 LOB: 1 BB: 1 P: 19 | R: 1 E: 0 K: 1 S: 17 | H: 2 LOB: 2 BB: 1 P: 30 | R: 0 E: 0 K: 1 S: 12 | H: 1 LOB: 1 BB: 0 P: 19 | R: 4 E: 0 K: 0 S: 20 | H: 5 LOB: 1 BB: 0 P: 25 | R: 1 E: 0 K: 1 S: 11 | H: 1 LOB: 2 BB: 2 P: 25 | R: 0 E: 0 K: 1 S: 10 | H: 1 LOB: 1 BB: 0 P: 17 | | 1B: 10 2B: 1 3B: 0 HR: 1 | SF: 2 SAC: 0 DP: 0 HBP: 0 | WP: 0 PB: 0 SB: 3 CS: 0 | PA: 45 |
| PITCHER | IP | WLS | BF | H | R | ER | SO | BB | IBB | HBP | BLK | WP | HR | S | P | ERA | WHIP | | | | |
| 36 Chuck James, L (1, 1) ERA: 4.15 | 5.0 | H | 23 | 4 | 2 | 2 | 6 | 5 | 0 | 0 | 0 | 0 | 0 | 57 | 105 | 3.60 | 1.800 | | | | |
| Ken Ray, R (6, 1) ERA: 3.88 | 1.0 | L | 4 | 1 | 0 | 0 | 0 | 0 | 0 | 0 | 0 | 0 | 0 | 12 | 19 | 0.00 | 1.000 | | | | |
| 54 Chad Paronto, R (7, 1) ERA: 3.25 | 0.0 | L | 3 | 3 | 3 | 3 | 0 | 0 | 0 | 0 | 0 | 0 | 0 | 7 | 8 | ∞ | ∞ | | | | |
| 49 Macay McBride, L (7, 1) ERA: 3.99 | 0.1 | H | 1 | 0 | 0 | 0 | 0 | 0 | 0 | 0 | 0 | 0 | 0 | 3 | 4 | 0.00 | 0.000 | | | | |
| Tyler Yates, R (7, 1) ERA: 4.54 | 0.1 | B | 3 | 2 | 1 | 1 | 0 | 0 | 0 | 0 | 0 | 0 | 1 | 5 | 7 | 27.00 | 6.000 | | | | |

Washington Nationals @ Atlanta Braves
Turner Field, Atlanta, GA
Fri Aug 25 2006, 7:35 PM EDT
Att: 33,621 - Partly Cloudy - 83 F

AB 36
R 7
H 12
RBI 7
BB 7
SO 8
LOB 19



| Batter | 1 | 2 | 3 | 4 | 5 | 6 | 7 | 8 | 9 | AB | R | H | RBI | BB | SO | LOB | BOTTOM | | | | |
|---|-------------------------------|----------------------------------|-------------------------------|----------------------------------|------------------------------|----------------------------------|------------------------------|---------------------------------|------------------------------|----------------------------------|------------------------------|----------------------------------|------------------------------|----------------------------------|-------------------------------|----------------------------------|---|----------------------------------|------------------------------------|----------------------------------|--------|
| Marcus Giles, R (1, 4) OBP: 0.353, SLG: 0.395 | K | | 11 1B 2B | | F9 | | F9 | | 11 1B BB | 4 | 1 | 1 | 3 | 1 | 1 | 1 | Washington Nationals @ Atlanta Braves Turner Field, Atlanta, GA Fri Aug 25 2006, 7:35 PM EDT Att: 33,621 - Partly Cloudy - 83 F | | | | |
| 11 Edgar Renteria, R (1, 6) OBP: 0.373, SLG: 0.432 | G4-3 | | 10 BB 1B | | K | | K | | 1-2 1B | 5 | 0 | 2 | 1 | 0 | 2 | 0 | | | | | |
| 10 Chipper Jones, S (1, 5) OBP: 0.406, SLG: 0.569 | 1B | | 2-H | | K | | G1-3 | | K | 4 | 0 | 1 | 0 | 1 | 2 | 2 | | | | | |
| Andrew Jones, R (1, 8) OBP: 0.357, SLG: 0.510 | K | | L7 | | BB | | | | K | 4 | 0 | 0 | 0 | 1 | 2 | 5 | | | | | |
| 16 Brian McCann, L (1, 2) OBP: 0.392, SLG: 0.548 | | G3 | | 7 G5-4-3 1B | | F9 | | L4 | | 4 | 0 | 1 | 0 | 0 | 0 | 1 | | | | | |
| 7 Jeff Francoeur, R (1, 9) OBP: 0.283, SLG: 0.446 | | 1B 2B 1B | | G5-4-3 | | | K | | G4-3 | 4 | 1 | 1 | 0 | 0 | 1 | 1 | | | | | |
| Adam LaRoche, L (1, 3) OBP: 0.350, SLG: 0.551 | | 23 BB 2B 1B | | K | | K | | K | | 4 | 1 | 1 | 0 | 0 | 3 | 0 | | | | | |
| 23 Matt Diaz, R (1, 7) OBP: 0.380, SLG: 0.500 | | 2B BB | | CS 36 SH3-4 HBP | | 1B | | HR | | 2 | 2 | 2 | 0 | 1 | 0 | 0 | | | | | |
| 36 Chuck James, L (1, 1) Ken Ray, R (6, 1) 49 Macay McBride, L (7, 1) Tyler Yates, R (7, 1) Wayne Franklin, L (7, 1) Kevin Barry, R (8, 1) Ryan LaJeunesse, L (9, 1) | | | K | | SH3-4 | | G3 | | HR | 1 | 0 | 0 | 0 | 0 | 0 | 0 | | | | | |
| Inning Stats | R: 0 E: 0 K: 2 S: 15 | H: 1 LOB: 1 BB: 0 P: 21 | R: 4 E: 0 K: 1 S: 20 | H: 4 LOB: 2 BB: 2 P: 36 | R: 0 E: 0 K: 1 S: 8 | H: 1 LOB: 0 BB: 0 P: 10 | R: 0 E: 0 K: 0 S: 5 | H: 0 LOB: 0 BB: 0 P: 7 | R: 0 E: 0 K: 2 S: 9 | H: 0 LOB: 1 BB: 1 P: 16 | R: 0 E: 0 K: 1 S: 8 | H: 0 LOB: 0 BB: 0 P: 13 | R: 0 E: 0 K: 1 S: 9 | H: 0 LOB: 0 BB: 0 P: 16 | R: 2 E: 0 K: 2 S: 15 | H: 3 LOB: 2 BB: 1 P: 26 | | 1B: 8 2B: 1 3B: 0 HR: 1 | SF: 0 SAC: 1 DP: 1 HBP: 1 | WP: 0 PB: 0 SB: 0 CS: 1 | PA: 40 |
| PITCHER | IP | WLS | BF | H | R | ER | SO | BB | IBB | HBP | BLK | WP | HR | S | P | ERA | WHIP | | | | |
| Ramon Ortiz, R (1, 1) ERA: 5.38 | 5.0 | | 23 | 6 | 4 | 4 | 6 | 3 | 0 | 0 | 0 | 0 | 0 | 18 | 27 | 0.00 | 0.500 | | | | |
| 35 Ryan Wagner, R (6, 1) ERA: 5.84 | 2.0 | W | 7 | 1 | 0 | 0 | 3 | 0 | 0 | 0 | 0 | 0 | 0 | 18 | 27 | 0.00 | 0.500 | | | | |
| Jon Rauch, R (8, 1) ERA: 3.22 | 1.0 | H | 3 | 0 | 0 | 0 | 1 | 0 | 0 | 0 | 0 | 0 | 0 | 9 | 16 | 0.00 | 0.000 | | | | |
| 52 Saul Rivera, R (9, 1) ERA: 4.15 | 1.0 | S | 7 | 3 | 2 | 2 | 2 | 1 | 0 | 0 | 0 | 0 | 1 | 15 | 26 | 18.00 | 4.000 | | | | |

Washington Nationals @ Atlanta Braves
Turner Field, Atlanta, GA
Fri Aug 25 2006, 7:35 PM EDT
Att: 33,621 - Partly Cloudy - 83 F

AB 34
R 6
H 10
RBI 6
BB 4
SO 12
LOB 14



| Batter | 1 | 2 | 3 | 4 | 5 | 6 | 7 | 8 | 9 | AB | R | H | RBI | BB | SO | LOB | TOP | | | | | | | | | | |
|---|------------------------------|----------------------------------|------------------------------|---------------------------------|------------------------------|----------------------------------|------------------------------|----------------------------------|------------------------------|---------------------------------|-------------------------------|----------------------------------|-------------------------------|----------------------------------|-------------------------------|----------------------------------|----------------------------------|------------------------------------|----------------------------------|--------|--|--|--|--|--|--|--|
| Alfonso Soriano, R OBP: 0.361, SLG: 0.595 35 Ryan Wagner, R OBP: 0.333, SLG: 0.333 Kevin Gryboski, R (7, 1) Daryle Ward, L OBP: 0.393, SLG: 0.571 (9, PH) | 2-2 G1-3 | | | 0-2 F9 | | 0-1 G5-3 | | | 2-3 K | 3 | 0 | 0 | 0 | 0 | 0 | 0 | | | | | | | | | | | |
| Felipe Lopez, S OBP: 0.585, SLG: 0.395 Henry Mateo, S OBP: 0.333, SLG: 0.778 (4, 6) | 0-2 G6-3 | | | 1-0 F9 | | | 1-2 11 G6-3 SF7 2B | | 2-3 K | 2 | 0 | 0 | 0 | 0 | 0 | 0 | | | | | | | | | | | |
| 11 Ryan Zimmerman, R OBP: 0.349, SLG: 0.468 (1, 5) | 2-2 P4 | | | 0-1 P4 | | | 1-1 G6-3 | | 2-2 1B | 4 | 0 | 1 | 0 | 0 | 0 | 1 | | | | | | | | | | | |
| 24 Nick Johnson, L OBP: 0.423, SLG: 0.511 Marlon Anderson, L OBP: 0.326, SLG: 0.421 (7, PH) (7, 3) | | 2-2 G4-3 | | | 1-3 K | | 1-2 SF7 | | 1-2 G6-3 | 2 | 0 | 0 | 0 | 0 | 1 | 0 | | | | | | | | | | | |
| 25 Austin Kearns, R OBP: 0.355, SLG: 0.464 (1, 9) | | 0-1 G6-3 | | | 1-0 3B | | 3-H F9 | | | 3 | 0 | 1 | 0 | 0 | 0 | 0 | | | | | | | | | | | |
| Jose Vidro, S OBP: 0.357, SLG: 0.399 (1, 4) | | 0-0 G6-3 | | | 2-3 K | | | 1-2 G6-3 | 1 | 3 | 0 | 0 | 0 | 0 | 1 | 1 | | | | | | | | | | | |
| Ryan Church, L OBP: 0.350, SLG: 0.489 (1, 8) | | | | 1-3 K | | 0-3 K | | 0-1 2B | | 3 | 0 | 1 | 0 | 0 | 2 | 1 | | | | | | | | | | | |
| 13 Robert Fick, L OBP: 0.309, SLG: 0.329 (1, 2) | | | | 1-3 K | | 2-0 L3 | | 3-3 K | 2 | 3 | 0 | 0 | 0 | 0 | 2 | 1 | | | | | | | | | | | |
| Pedro Astacio, R OBP: 0.222, SLG: 0.176 45 Chris Schroder, R (3, 1) Bernie Castro, S OBP: 0.306, SLG: 0.265 (6, PH) (6, 7) | | | | 1-1 G3 | | 1-3 K | | 2-1 G4-3 | 3 | 1 | 0 | 0 | 0 | 0 | 0 | 0 | | | | | | | | | | | |
| Inning Stats | R: 0 E: 0 K: 0 S: 9 | H: 0 LOB: 0 BB: 0 P: 13 | R: 0 E: 0 K: 0 S: 6 | H: 0 LOB: 0 BB: 0 P: 8 | R: 0 E: 0 K: 2 S: 8 | H: 0 LOB: 0 BB: 0 P: 11 | R: 0 E: 0 K: 0 S: 7 | H: 1 LOB: 1 BB: 0 P: 15 | R: 0 E: 0 K: 1 S: 6 | H: 0 LOB: 0 BB: 0 P: 9 | R: 1 E: 0 K: 0 S: 11 | H: 1 LOB: 0 BB: 0 P: 15 | R: 0 E: 0 K: 1 S: 10 | H: 1 LOB: 1 BB: 0 P: 16 | R: 0 E: 0 K: 2 S: 12 | H: 1 LOB: 1 BB: 0 P: 19 | 1B: 1 2B: 2 3B: 1 HR: 0 | SF: 1 SAC: 0 DP: 0 HBP: 0 | WP: 0 PB: 0 SB: 0 CS: 0 | PA: 31 | | | | | | | |
| PITCHER | IP | WLS | BF | H | R | ER | SO | BB | IBB | HBP | BLK | WP | HR | S | P | ERA | WHIP | | | | | | | | | | |
| 29 John Smoltz, R ERA: 3.36 28 Bob Wickman, R ERA: 2.85 | 8.0 | W | 27 | 3 | 1 | 1 | 7 | 0 | 0 | 0 | 0 | 0 | 0 | 68 | 95 | 1.12 | 0.375 | | | | | | | | | | |

Washington Nationals @ Atlanta Braves
Turner Field, Atlanta, GA
Sat Aug 26 2006, 1:20 PM EDT
Att: 38,610 - Partly Cloudy - 84 F

| | |
|-----|----|
| AB | 30 |
| R | 1 |
| H | 4 |
| RBI | 1 |
| BB | 0 |
| SO | 9 |
| LOB | 6 |



| Batter | 1 | 2 | 3 | 4 | 5 | 6 | 7 | 8 | 9 | AB | R | H | RBI | BB | SO | LOB | BOTTOM | | | | | | | | | | |
|--|--|----------------------------------|------------------------------------|----------------------------------|-------------------------------|----------------------------------|------------------------------|----------------------------------|-------------------------------|----------------------------------|------------------------------|----------------------------------|-------------------------------|----------------------------------|-------------------------------|----------------------------------|----------------------------------|------------------------------------|----------------------------------|--------|--|--|--|--|--|--|--|
| Marcus Giles, R OBP: 0.355, SLG: 0.400 (1, 4) | 0-2 BB 10 S 16 2B 1B | | 0-0 F8 | | 0-0 11 2B 1B | | 1-3 K | | | 5 | 1 | 3 | 2 | 0 | 1 | 2 | | | | | | | | | | | |
| 11 Edgar Renteria, R OBP: 0.372, SLG: 0.433 Tony Pena Jr., R OBP: 0.130, SLG: 0.227 (7, 6) | 1 SAFE 2-1 P3 | | 0-2 F9 | | 0-2 L3 | | | 0-2 E6 10 HR | | 4 | 0 | 1 | 0 | 0 | 0 | 3 | | | | | | | | | | | |
| 10 Chipper Jones, S OBP: 0.411, SLG: 0.578 28 Bob Wickman, R (9, 1) | 4-2 BB 16 2B BB | | 0-1 1B | | 2-1 F9 | | | 2-2 HR | | 3 | 2 | 2 | 2 | 2 | 0 | 1 | | | | | | | | | | | |
| Andrew Jones, R OBP: 0.359, SLG: 0.508 (1, 8) | 4-2 16 2B 7 1B BB | | 1-3 1B | | 1-3 K | | 1-3 K | 4-2 23 G5-3 2B BB | | 2 | 2 | 0 | 0 | 3 | 2 | 3 | | | | | | | | | | | |
| 16 Brian McCann, L OBP: 0.389, SLG: 0.546 (1, 2) | 2-2 BB SF8-3 2B | | 0-0 F7 | | 2-2 G4-3 | | 2-0 G4-3 | 2-1 F9 | | 5 | 1 | 1 | 2 | 0 | 0 | 4 | | | | | | | | | | | |
| 7 Jeff Francoeur, R OBP: 0.282, SLG: 0.445 23 Matt Diaz, R OBP: 0.378, SLG: 0.498 (8, 7) | 1-3 2-H 3-H SF8-3 BB 1B | | 0-3 K2-3 | | 1-1 F7 | | 0-0 P3 | 3-2 G5-3 | | 4 | 0 | 1 | 1 | 0 | 1 | 0 | | | | | | | | | | | |
| Adam LaRoche, L OBP: 0.355, SLG: 0.557 (1, 3) | 4-1 BB | | 0-2 29 G5-3 BLK 2B | | 1-3 K | | 4-1 PB BB | 1-2 2B | | 3 | 1 | 2 | 1 | 2 | 1 | 0 | | | | | | | | | | | |
| Ryan Langerhans, L OBP: 0.341, SLG: 0.384 (8, 9) | 0-2 SF8-3 | | 4-0 BLK 29 G5-3 1B IBB | | 2-1 E3 29 SH3-4 2B | | 2-3 K | 1-2 L4 | | 3 | 2 | 0 | 1 | 1 | 1 | 2 | | | | | | | | | | | |
| 29 John Smoltz, R OBP: 0.204, SLG: 0.216 24 Martin Prado, R OBP: 0.400, SLG: 0.538 (9, 5) | | 0-0 10 1B 1B | | 0-0 G5-3 | | 1-2 SH3-4 | | 0-3 K | | 3 | 0 | 1 | 0 | 0 | 1 | 3 | | | | | | | | | | | |
| Inning Stats | R: 4 E: 0 K: 0 S: 18 | H: 3 LOB: 1 BB: 3 P: 34 | R: 0 E: 0 K: 0 S: 10 | H: 2 LOB: 3 BB: 1 P: 16 | R: 2 E: 0 K: 2 S: 16 | H: 3 LOB: 3 BB: 2 P: 25 | R: 0 E: 0 K: 1 S: 9 | H: 0 LOB: 0 BB: 0 P: 13 | R: 1 E: 2 K: 0 S: 13 | H: 1 LOB: 1 BB: 0 P: 18 | R: 0 E: 0 K: 1 S: 7 | H: 0 LOB: 0 BB: 0 P: 10 | R: 0 E: 0 K: 3 S: 11 | H: 0 LOB: 1 BB: 1 P: 18 | R: 3 E: 1 K: 0 S: 21 | H: 2 LOB: 1 BB: 1 P: 34 | 1B: 5 2B: 6 3B: 0 HR: 1 | SF: 1 SAC: 1 DP: 1 HBP: 0 | WP: 0 PB: 1 SB: 1 CS: 0 | PA: 44 | | | | | | | |
| PITCHER | IP | WLS | BF | H | R | ER | SO | BB | IBB | HBP | BLK | WP | HR | S | P | ERA | WHIP | | | | | | | | | | |
| Pedro Astacio, R ERA: 6.1 45 Chris Schroder, R ERA: 4.73 35 Ryan Wagner, R ERA: 5.4 Kevin Gryboski, R ERA: 9.64 | 2.2 | L | 20 | 8 | 6 | 6 | 1 | 4 | 1 | 0 | 0 | 0 | 0 | 26 | 40 | 0.00 | 0.429 | | | | | | | | | | |

Washington Nationals @ Atlanta Braves
Turner Field, Atlanta, GA
Sat Aug 26 2006, 1:20 PM EDT
Att: 38,610 - Partly Cloudy - 84 F

| | |
|-----|----|
| AB | 34 |
| R | 10 |
| H | 11 |
| RBI | 9 |
| BB | 8 |
| SO | 7 |
| LOB | 19 |



| Batter | 1 | 2 | 3 | 4 | 5 | 6 | 7 | 8 | 9 | AB | R | H | RBI | BB | SO | LOB | TOP | | | | |
|--|---|---|---|---|---|---|---|---|---|---|---|---|---|---|---|---|---|---|---|---|---|
| Alfonso Soriano, R OBP: 0.365, SLG: 0.603 | 2-1 G1-3 11 G6-3 2B | 2-2 E5 PO | | 1-1 S 2B | | 0-2 11 S 1B | | 1-0 2B | | 5 | 1 | 4 | 0 | 0 | 0 | 0 | Washington Nationals @ Atlanta Braves Turner Field, Atlanta, GA Sun Aug 27 2006, 1:05 PM EDT Att: 30,587 - Partly Cloudy - 86 F | | | | |
| Bernie Castro, S OBP: 0.293, SLG: 0.256 | 1-2 G1-3 2-3 | 2-2 PO 1-2 | 1-0 11 S 25 1B | 2-1 G5-3 2-3 | | 1-2 F7 2B | | 1-3 K 2B | | 5 | 1 | 1 | 0 | 0 | 1 | 4 | | | | | |
| 11 Ryan Zimmerman, R OBP: 0.347, SLG: 0.465 | 2-2 G5-3 3-H | | 1-2 K 1-2 | | 1-2 G4-3 2B | 1-2 G5-3 2B | | | 0-0 G4-6-3 1B | 5 | 0 | 1 | 1 | 0 | 1 | 2 | | | | | |
| Daryle Ward, L OBP: 0.393, SLG: 0.573 | 3-1 25 E 2B | | 2-3 K 2B | | 1-2 G1-3 25 BB 2B | | | 0-0 F8 2B | 0-1 G4-6-3 2B | 5 | 2 | 2 | 0 | 0 | 1 | 2 | | | | | |
| 25 Austin Kearns, R OBP: 0.359, SLG: 0.465 | 3-2 E7 2B 1B | | 1-1 WP BB 1B | | 4-1 G1-3 2B BB | | | 4-2 BB 2B | 1-1 P4 2B | 3 | 2 | 2 | 2 | 2 | 0 | 0 | | | | | |
| Ryan Church, L OBP: 0.353, SLG: 0.493 | 1-0 2B 2B | | 4-2 WP BB 1B | | 3-1 G1-3 2B | | | 0-3 K 2B | | 3 | 0 | 1 | 1 | 1 | 1 | 3 | | | | | |
| Brian Schneider, L OBP: 0.311, SLG: 0.320 | 1-2 F9 2B | | 1-2 F8 2B | | 1-0 2B 2B | | | 0-3 K 2B | | 4 | 0 | 1 | 2 | 0 | 1 | 4 | | | | | |
| Henry Mateo, S OBP: 0.231, SLG: 0.538 | | 0-0 B1-3 2B | | 1-0 F7 2B | | 3-2 F8 2B | | 1-1 P3 2B | | 4 | 0 | 0 | 0 | 0 | 0 | 1 | | | | | |
| 40 Billy Traber, L ERA: 4.17 | | 0-2 G3 2B | | 1-2 G4-3 2B | | 0-2 G4-3 2B | | 0-1 L4 2B | | 1 | 0 | 0 | 0 | 0 | 0 | 0 | | | | | |
| 52 Saul Rivera, S ERA: 4.57 | | | | | | | | | | 1 | 0 | 0 | 0 | 0 | 0 | 0 | | | | | |
| 57 Jason Bergmann, R ERA: 6.98 | | | | | | | | | | 0 | 0 | 0 | 0 | 0 | 0 | 0 | | | | | |
| 13 Robert Fick, L ERA: 3.24 | | | | | | | | | | 0 | 0 | 0 | 0 | 0 | 0 | 0 | | | | | |
| 32 Chad Cordero, R ERA: 3.24 | | | | | | | | | | 0 | 0 | 0 | 0 | 0 | 0 | 0 | | | | | |
| Inning Stats | R: 3 E: 1 K: 0 S: 22 | H: 4 LOB: 1 BB: 0 P: 35 | R: 0 E: 1 K: 0 S: 10 | H: 0 LOB: 0 BB: 0 P: 14 | R: 1 E: 0 K: 2 S: 14 | H: 2 LOB: 2 BB: 1 P: 25 | R: 0 E: 0 K: 0 S: 9 | H: 1 LOB: 1 BB: 0 P: 14 | R: 2 E: 0 K: 0 S: 15 | H: 2 LOB: 1 BB: 1 P: 28 | R: 0 E: 0 K: 2 S: 12 | H: 0 LOB: 1 BB: 1 P: 14 | R: 0 E: 0 K: 1 S: 8 | H: 1 LOB: 1 BB: 0 P: 11 | R: 0 E: 0 K: 0 S: 5 | H: 1 LOB: 0 BB: 0 P: 6 | 1B: 6 2B: 6 3B: 0 HR: 0 | SF: 0 SAC: 0 DP: 1 HBP: 0 | WP: 1 PB: 0 SB: 3 CS: 0 | PA: 42 | |
| PITCHER | IP WLS BF H R ER SO BB IBB HBP BLK WP HR S P ERA WHIP | IP WLS BF H R ER SO BB IBB HBP BLK WP HR S P ERA WHIP | IP WLS BF H R ER SO BB IBB HBP BLK WP HR S P ERA WHIP | IP WLS BF H R ER SO BB IBB HBP BLK WP HR S P ERA WHIP | IP WLS BF H R ER SO BB IBB HBP BLK WP HR S P ERA WHIP | IP WLS BF H R ER SO BB IBB HBP BLK WP HR S P ERA WHIP | IP WLS BF H R ER SO BB IBB HBP BLK WP HR S P ERA WHIP | IP WLS BF H R ER SO BB IBB HBP BLK WP HR S P ERA WHIP | IP WLS BF H R ER SO BB IBB HBP BLK WP HR S P ERA WHIP | IP WLS BF H R ER SO BB IBB HBP BLK WP HR S P ERA WHIP | IP WLS BF H R ER SO BB IBB HBP BLK WP HR S P ERA WHIP | IP WLS BF H R ER SO BB IBB HBP BLK WP HR S P ERA WHIP | IP WLS BF H R ER SO BB IBB HBP BLK WP HR S P ERA WHIP | IP WLS BF H R ER SO BB IBB HBP BLK WP HR S P ERA WHIP | IP WLS BF H R ER SO BB IBB HBP BLK WP HR S P ERA WHIP | IP WLS BF H R ER SO BB IBB HBP BLK WP HR S P ERA WHIP | IP WLS BF H R ER SO BB IBB HBP BLK WP HR S P ERA WHIP | IP WLS BF H R ER SO BB IBB HBP BLK WP HR S P ERA WHIP | IP WLS BF H R ER SO BB IBB HBP BLK WP HR S P ERA WHIP | IP WLS BF H R ER SO BB IBB HBP BLK WP HR S P ERA WHIP | IP WLS BF H R ER SO BB IBB HBP BLK WP HR S P ERA WHIP |

| | |
|-----|----|
| AB | 38 |
| R | 6 |
| H | 12 |
| RBI | 6 |
| BB | 3 |
| SO | 5 |
| LOB | 16 |



| Batter | 1 | 2 | 3 | 4 | 5 | 6 | 7 | 8 | 9 | AB | R | H | RBI | BB | SO | LOB | BOTTOM | | | | |
|--|---|---|---|---|---|---|---|---|---|---|---|---|---|---|---|---|---|---|---|---|---|
| Marcus Giles, R OBP: 0.357, SLG: 0.404 | 0-3 K 2B | | 0-0 11 2B | 0-1 7 HBP HR 1B | 2-2 F9 2B | | 0-0 11 FC4-6 1B | | | 5 | 2 | 3 | 0 | 0 | 1 | 1 | Washington Nationals @ Atlanta Braves Turner Field, Atlanta, GA Sun Aug 27 2006, 1:05 PM EDT Att: 30,587 - Partly Cloudy - 86 F | | | | |
| 11 Edgar Renteria, R OBP: 0.372, SLG: 0.437 | 1-0 10 HR 2B | | 2-2 16 2B 2B | 1-3 K 2B | 3-2 G5-3 2B | | 1-1 FC4-6 2B | | | 5 | 2 | 2 | 2 | 0 | 1 | 4 | | | | | |
| 10 Chipper Jones, S ERA: 4.17 | | | 0-0 G2-3 2B | 2-1 F7 2B | | | | 2-3 K 2B | 2-3 K2-3 2B | 4 | 1 | 1 | 2 | 0 | 1 | 2 | | | | | |
| 49 Macay McBride, L ERA: 5.87 | | | 2-0 HR 2B | | | | | | | 0 | 0 | 0 | 0 | 0 | 0 | 0 | | | | | |
| 4 Pete Orr, L OBP: 0.270, SLG: 0.364 | | | | | | | | | | 1 | 0 | 0 | 0 | 0 | 1 | 0 | | | | | |
| Tyler Yates, R ERA: 4.41 | | | | | | | | | | 0 | 0 | 0 | 0 | 0 | 0 | 0 | | | | | |
| Andrew Jones, R OBP: 0.360, SLG: 0.512 | | | 1-0 G5-3 2B | 2-2 7 HR HBP 2B | | | | 3-2 K HR 2B | | 4 | 2 | 1 | 1 | 0 | 2 | 1 | | | | | |
| 7 Jeff Francoeur, R OBP: 0.283, SLG: 0.449 | | | 0-0 G6-3 2B | 4-0 16 2B IBB | 2-0 HR 2B | | | 3-3 K 2B | 2-2 F8 2B | 4 | 2 | 1 | 3 | 1 | 1 | 0 | | | | | |
| 16 Brian McCann, L OBP: 0.395, SLG: 0.556 | | | 2-2 G4-6-3 1B | 2-2 2B 2B | 0-0 1B | | | 1-0 23 1B SF7 2B | 0-0 G3 2B | 5 | 2 | 4 | 1 | 0 | 0 | 0 | | | | | |
| 23 Matt Diaz, R OBP: 0.380, SLG: 0.496 | | | 3-3 K 2B | 4-0 2B IBB | 0-1 G6-3 2B | | | 0-0 1B 2B | 2-3 1B 2B | 3 | 1 | 1 | 0 | 1 | 1 | 2 | | | | | |
| Adam LaRoche, L OBP: 0.357, SLG: 0.561 | | | 1-1 G4-6-3 2B | 2-1 2B | | | | 3-2 SF7 2B | 0-0 1B | 3 | 0 | 2 | 4 | 0 | 0 | 1 | | | | | |
| Oscar Villarreal, L ERA: 7.14 | | | | | | | | 3-H K 2B | 2-2 B3 2B | 0 | 0 | 0 | 0 | 0 | 0 | 0 | | | | | |
| Tony Pena Jr., R OBP: 0.190, SLG: 0.250 | | | | | | | | | | 2 | 1 | 1 | 0 | 0 | 0 | 1 | | | | | |
| 40 Lance Cormier, R ERA: 6.98 | | | | | | | | | | 1 | 0 | 0 | 0 | 0 | 0 | 1 | | | | | |
| 24 Martin Prado, R OBP: 0.375, SLG: 0.500 | | | | | | | | | | 1 | 0 | 0 | 0 | 0 | 1 | 1 | | | | | |
| Inning Stats | R: 2 E: 0 K: 2 S: 10 | H: 2 LOB: 0 BB: 0 P: 14 | R: 0 E: 0 K: 1 S: 11 | H: 1 LOB: 0 BB: 0 P: 17 | R: 6 E: 0 K: 0 S: 14 | H: 5 LOB: 1 BB: 2 P: 30 | R: 3 E: 0 K: 1 S: 15 | H: 3 LOB: 1 BB: 0 P: 22 | R: 0 E: 0 K: 3 S: 12 | H: 0 LOB: 0 BB: 0 P: 18 | R: 1 E: 0 K: 1 S: 11 | H: 3 LOB: 2 BB: 0 P: 17 | R: 1 E: 0 K: 1 S: 13 | H: 1 LOB: 0 BB: 0 P: 20 | 1B: 7 2B: 6 3B: 0 HR: 3 | SF: 1 SAC: 0 DP: 1 HBP: 1 | WP: 0 PB: 0 SB: 0 CS: 0 | PA: 42 | | | |
| PITCHER | IP WLS BF H R ER SO BB IBB HBP BLK WP HR S P ERA WHIP | IP WLS BF H R ER SO BB IBB HBP BLK WP HR S P ERA WHIP | IP WLS BF H R ER SO BB IBB HBP BLK WP HR S P ERA WHIP | IP WLS BF H R ER SO BB IBB HBP BLK WP HR S P ERA WHIP | IP WLS BF H R ER SO BB IBB HBP BLK WP HR S P ERA WHIP | IP WLS BF H R ER SO BB IBB HBP BLK WP HR S P ERA WHIP | IP WLS BF H R ER SO BB IBB HBP BLK WP HR S P ERA WHIP | IP WLS BF H R ER SO BB IBB HBP BLK WP HR S P ERA WHIP | IP WLS BF H R ER SO BB IBB HBP BLK WP HR S P ERA WHIP | IP WLS BF H R ER SO BB IBB HBP BLK WP HR S P ERA WHIP | IP WLS BF H R ER SO BB IBB HBP BLK WP HR S P ERA WHIP | IP WLS BF H R ER SO BB IBB HBP BLK WP HR S P ERA WHIP | IP WLS BF H R ER SO BB IBB HBP BLK WP HR S P ERA WHIP | IP WLS BF H R ER SO BB IBB HBP BLK WP HR S P ERA WHIP | IP WLS BF H R ER SO BB IBB HBP BLK WP HR S P ERA WHIP | IP WLS BF H R ER SO BB IBB HBP BLK WP HR S P ERA WHIP | IP WLS BF H R ER SO BB IBB HBP BLK WP HR S P ERA WHIP | IP WLS BF H R ER SO BB IBB HBP BLK WP HR S P ERA WHIP | IP WLS BF H R ER SO BB IBB HBP BLK WP HR S P ERA WHIP | IP WLS BF H R ER SO BB IBB HBP BLK WP HR S P ERA WHIP | IP WLS BF H R ER SO BB IBB HBP BLK WP HR S P ERA WHIP |



| Batter | 1 | 2 | 3 | 4 | 5 | 6 | 7 | 8 | 9 | AB | R | H | RBI | BB | SO | LOB | TOP | | | | | | | | | | |
|--|-------------------------------|----------------------------------|------------------------------|----------------------------------|------------------------------|----------------------------------|------------------------------|---------------------------------|-------------------------------|----------------------------------|-------------------------------|----------------------------------|-------------------------------|----------------------------------|------------------------------|----------------------------------|---|-------------------------------|----------------------------------|----------------------------------|------------------------------------|----------------------------------|--------|--|--|--|--|
| Steve Finley, L (1, 8) OBP: 0.319, SLG: 0.391 | G4-3 | | L9 | | FC6-4 | | K | | 2B BB | 4 | 1 | 0 | 0 | 1 | 1 | 4 | San Francisco Giants @ Atlanta Braves Turner Field, Atlanta, GA Tue Aug 29 2006, 7:35 PM EDT Att: 23,756 - Partly Cloudy - 86 F | | | | | | | | | | |
| 13 Omar Vizquel, S (1, 6) OBP: 0.375, SLG: 0.403 Tomas De La Rosa, R (6, 6) OBP: 0.667, SLG: 0.900 | F8 | | G3 | | | G3-1 | | | F8 | 3 | 0 | 0 | 0 | 0 | 0 | 0 | | | | | | | | | | | |
| Shea Hillenbrand, R (1, 3) OBP: 0.331, SLG: 0.479 | HR | | | | G4-5-3 1B | | K | | 1B 2B | 5 | 3 | 4 | 3 | 0 | 1 | 3 | | | | | | | | | | | |
| Barry Bonds, L (1, 7) OBP: 0.454, SLG: 0.510 Todd Linden, S (8, PH) OBP: 0.375, SLG: 0.442 | HR | | | | G4-5-3 1-2 | | HR | | 1B BB FC5-4 | 3 | 2 | 2 | 3 | 0 | 0 | 1 | | | | | | | | | | | |
| Ray Durham, S (1, 4) OBP: 0.364, SLG: 0.526 | G3 | | | | F8 | | F7 | | 1B BB FC5-4 | 4 | 0 | 1 | 1 | 1 | 0 | 0 | | | | | | | | | | | |
| Moises Alou, R (1, 9) OBP: 0.348, SLG: 0.516 | | | G5-3 | | | F8 | L5 | | 1B FC5-4 | 4 | 0 | 1 | 0 | 0 | 0 | 0 | | | | | | | | | | | |
| Pedro Feliz, R (1, 5) OBP: 0.294, SLG: 0.458 | | | G6-3 | | | F7 | | | 1B FC5-4 50 G5-4-3 | 4 | 0 | 0 | 1 | 0 | 1 | 2 | | | | | | | | | | | |
| 50 Eliezer Alfonzo, R (1, 2) OBP: 0.311, SLG: 0.495 | | | G5-3 | | | | 1B HBP | | 1B G5-4-3 | 3 | 0 | 1 | 0 | 0 | 0 | 2 | | | | | | | | | | | |
| Jason Schmidt, R (1, 1) OBP: 0.145, SLG: 0.228 Jammy Wright, R (4, 1) OBP: 0.179, SLG: 0.304 2 Randy Winn, S (7, PH) OBP: 0.224, SLG: 0.399 Jack Taschner, L (7, 1) OBP: 0.145, SLG: 0.228 Steve Kline, S (8, 1) OBP: 0.331, SLG: 0.479 9 Mark Sweeney, L (8, 7) OBP: 0.331, SLG: 0.479 Todd Greene, R (9, PH) OBP: 0.331, SLG: 0.479 | | | | | | | K | | 1B FC6-4 | 1 | 0 | 0 | 0 | 0 | 0 | 0 | GIANTS | | | | | | | | | | |
| Inning Stats | R: 2 E: 0 K: 0 S: 10 | H: 2 LOB: 0 BB: 0 P: 16 | R: 0 E: 0 K: 0 S: 7 | H: 0 LOB: 0 BB: 0 P: 12 | R: 0 E: 0 K: 1 S: 8 | H: 0 LOB: 0 BB: 0 P: 11 | R: 0 E: 0 K: 0 S: 4 | H: 1 LOB: 0 BB: 0 P: 7 | R: 0 E: 0 K: 0 S: 11 | H: 1 LOB: 2 BB: 0 P: 15 | R: 2 E: 0 K: 0 S: 13 | H: 2 LOB: 3 BB: 0 P: 24 | R: 0 E: 0 K: 3 S: 18 | H: 1 LOB: 3 BB: 1 P: 26 | R: 1 E: 0 K: 0 S: 9 | H: 1 LOB: 1 BB: 2 P: 19 | | R: 3 E: 0 K: 0 S: 14 | H: 3 LOB: 1 BB: 1 P: 25 | 1B: 6 2B: 2 3B: 0 HR: 3 | SF: 0 SAC: 0 DP: 2 HBP: 2 | WP: 0 PB: 0 SB: 0 CS: 0 | PA: 42 | | | | |
| PITCHER | IP | WLS | BF | H | R | ER | SO | BB | IBB | HBP | BLK | WP | HR | S | P | ERA | WHIP | | | | | | | | | | |
| 15 Tim Hudson, R (1, 1) ERA: 4.85 | 6.1 | W | 27 | 7 | 4 | 4 | 2 | 0 | 0 | 0 | 0 | 0 | 3 | 63 | 98 | 5.68 | 1.105 | | | | | | | | | | |
| 49 Macay McBride, L (7, 1) ERA: 3.75 | 0.1 | | 2 | 0 | 0 | 0 | 1 | 1 | 0 | 0 | 0 | 0 | 0 | 4 | 9 | 0.00 | 3.000 | | | | | | | | | | |
| 54 Chad Paronto, R (7, 1) ERA: 3.22 | 0.1 | H | 1 | 0 | 0 | 0 | 1 | 0 | 0 | 0 | 0 | 0 | 0 | 4 | 4 | 0.00 | 0.000 | | | | | | | | | | |
| Tyler Yates, R (8, 1) ERA: 4.67 | 0.0 | | 3 | 1 | 1 | 1 | 0 | 2 | 0 | 0 | 0 | 0 | 0 | 4 | 13 | ∞ | ∞ | | | | | | | | | | |
| Ken Ray, R (8, 1) ERA: 4.22 | 1.2 | | 8 | 3 | 3 | 3 | 0 | 1 | 0 | 0 | 0 | 0 | 0 | 18 | 30 | 16.20 | 2.400 | | | | | | | | | | |
| 28 Bob Wickman, R (9, 1) ERA: 2.83 | 0.1 | | 1 | 0 | 0 | 0 | 0 | 0 | 0 | 0 | 0 | 0 | 0 | 0 | 0 | 0.00 | 0.000 | | | | | | | | | | |

| Batter | 1 | 2 | 3 | 4 | 5 | 6 | 7 | 8 | 9 | AB | R | H | RBI | BB | SO | LOB | BOTTOM | | | | | | | | | | |
|--|------------------------------|----------------------------------|-------------------------------|----------------------------------|-------------------------------|----------------------------------|------------------------------|----------------------------------|-------------------------------|----------------------------------|-------------------------------|----------------------------------|-------------------------------|----------------------------------|----------------------------------|------------------------------------|---|----------------------------------|--------|--|--|--|--|--|--|--|--|
| Marcus Giles, R (1, 4) OBP: 0.354, SLG: 0.400 | F8 | | F8 | | P2 | | F8 | | E6 11 WP | 5 | 0 | 0 | 0 | 0 | 0 | 3 | San Francisco Giants @ Atlanta Braves Turner Field, Atlanta, GA Tue Aug 29 2006, 7:35 PM EDT Att: 23,756 - Partly Cloudy - 86 F | | | | | | | | | | |
| 11 Edgar Renteria, R (1, 6) OBP: 0.371, SLG: 0.436 Tony Pena Jr., R (9, 6) OBP: 0.160, SLG: 0.250 | G6-3 | | E5 7 1B 10 1B | | 10 HR 2B | | G5-3 | | L5 | 5 | 2 | 1 | 0 | 0 | 0 | 2 | | | | | | | | | | | |
| 10 Chipper Jones, S (1, 5) OBP: 0.409, SLG: 0.588 24 Martin Prado, R (9, 5) OBP: 0.375, SLG: 0.500 | K | | 7 1B 16 S | | HR | | G3 | | E5 HR | 5 | 3 | 2 | 3 | 0 | 1 | 0 | | | | | | | | | | | |
| Andrew Jones, R (1, 8) OBP: 0.362, SLG: 0.525 | | | 7 1B 16 BB | | HR | | G5-3 | | HR | 4 | 2 | 2 | 3 | 1 | 0 | 2 | | | | | | | | | | | |
| 16 Brian McCann, L (1, 2) OBP: 0.397, SLG: 0.554 | | | 7 1B 7 BB | | HR | | G5-3 | | HR | 3 | 1 | 1 | 0 | 2 | 0 | 0 | | | | | | | | | | | |
| 7 Jeff Francoeur, R (1, 9) OBP: 0.284, SLG: 0.449 | | | 7 1B 1 BB | | HR | | G5-3 | | HR | 5 | 2 | 2 | 2 | 0 | 1 | 3 | | | | | | | | | | | |
| Adam LaRoche, L (1, 3) OBP: 0.359, SLG: 0.569 | | | E9 11 1B 2H 3H | | HR | | G3 | | F9 | 5 | 2 | 3 | 2 | 0 | 1 | 3 | | | | | | | | | | | |
| Ryan Langerhans, L (1, 7) OBP: 0.345, SLG: 0.384 | | | 11 1B 10 HR | | HR | | F7 | | BB | 3 | 0 | 1 | 1 | 2 | 1 | 1 | | | | | | | | | | | |
| 15 Tim Hudson, R (1, 1) OBP: 0.145, SLG: 0.228 49 Macay McBride, L (7, 1) ERA: 3.75 54 Chad Paronto, R (7, 1) ERA: 3.22 23 Matt Diaz, R (7, PH) OBP: 0.224, SLG: 0.399 Tyler Yates, R (8, 1) ERA: 4.67 Ken Ray, R (8, 1) ERA: 4.22 28 Bob Wickman, R (9, 1) ERA: 2.83 | | | | | | | | | | 3 | 1 | 1 | 0 | 0 | 1 | 3 | Braves | | | | | | | | | | |
| Inning Stats | R: 0 E: 0 K: 1 S: 8 | H: 0 LOB: 3 BB: 3 P: 28 | R: 4 E: 2 K: 1 S: 14 | H: 3 LOB: 1 BB: 1 P: 24 | R: 4 E: 0 K: 0 S: 14 | H: 4 LOB: 0 BB: 0 P: 22 | R: 1 E: 0 K: 0 S: 6 | H: 1 LOB: 0 BB: 0 P: 11 | R: 2 E: 1 K: 1 S: 11 | H: 3 LOB: 2 BB: 0 P: 17 | R: 2 E: 1 K: 1 S: 18 | H: 2 LOB: 2 BB: 1 P: 31 | R: 2 E: 1 K: 1 S: 14 | H: 2 LOB: 1 BB: 1 P: 25 | 1B: 8 2B: 1 3B: 0 HR: 4 | SF: 0 SAC: 0 DP: 0 HBP: 0 | | WP: 1 PB: 0 SB: 1 CS: 0 | PA: 45 | | | | | | | | |
| PITCHER | IP | WLS | BF | H | R | ER | SO | BB | IBB | HBP | BLK | WP | HR | S | P | ERA | WHIP | | | | | | | | | | |
| Jason Schmidt, R (1, 1) ERA: 3.37 | 3.1 | L | 22 | 7 | 8 | 4 | 4 | 0 | 0 | 0 | 0 | 0 | 1 | 18 | 28 | 3.38 | 0.375 | | | | | | | | | | |
| Jammy Wright, R (4, 1) ERA: 5.05 | 2.2 | | 9 | 1 | 1 | 1 | 0 | 0 | 0 | 0 | 0 | 0 | 1 | 20 | 31 | 18.00 | 5.000 | | | | | | | | | | |
| Jack Taschner, L (7, 1) ERA: 14.54 | 1.0 | | 10 | 5 | 4 | 2 | 1 | 0 | 0 | 0 | 0 | 1 | 1 | 20 | 31 | 18.00 | 5.000 | | | | | | | | | | |
| Steve Kline, L (8, 1) ERA: 3.43 | 1.0 | | 4 | 0 | 0 | 0 | 1 | 1 | 0 | 0 | 0 | 0 | 0 | 9 | 17 | 0.00 | 1.000 | | | | | | | | | | |

| Batter | 1 | 2 | 3 | 4 | 5 | 6 | 7 | 8 | 9 | AB | R | H | RBI | BB | SO | LOB | TOP | | | |
|--|---|---|---|---|---|---|---|---|---|---|---|---|---|---|---|---|---|------------------------------------|----------------------------------|--------|
| 14 Willy Aybar, S (1,5) B OBP: 0.346, SLG: 0.376 | 1-0 HBP 1B | | 0-1 CS 1B | | 0-0 G1-3 | | | 0-0 2B | | 4 | 0 | 3 | 0 | 0 | 0 | 1 | Atlanta Braves @ New York Mets Shea Stadium, Flushing, NY Wed Sep 06 2006, 1:10 PM EDT Partly Cloudy - 74 F | | | |
| 11 Edgar Renteria, R (1,6) B OBP: 0.370, SLG: 0.439 | 2-0 L7 | | 3-2 F8 1-2 | | 2-1 F7 | | | 2-2 G6-3 | | 4 | 0 | 0 | 0 | 0 | 0 | 3 | | | | |
| 7 Jeff Francoeur, R (1,9) F OBP: 0.291, SLG: 0.448 | 0-3 K | | 3-2 P3 | | 3-3 K | | | | 2-2 F8 | 4 | 0 | 0 | 0 | 0 | 2 | 1 | | | | |
| Andruw Jones, R (1,8) B OBP: 0.360, SLG: 0.509 | 4-2 HBP 1-2 | | | 0-1 F9 | | 1-0 G5-3 | | | 2-1 F8 | 3 | 0 | 0 | 0 | 0 | 0 | 0 | | | | |
| 23 Matt Diaz, R (1,7) X OBP: 0.382, SLG: 0.496 | 0-0 L7 | | | 1-0 16 G4-6-3 1B | | | 1-2 16 G3-6-3 1B | | 0-3 K | 4 | 0 | 2 | 0 | 0 | 1 | 2 | | | | |
| 16 Brian McCann, L (1,2) X OBP: 0.387, SLG: 0.535 | | 0-0 HR | | 2-0 G4-6-3 1-2 | | 2-1 G3-6-3 1-2 | | | | 3 | 1 | 1 | 1 | 0 | 0 | 2 | | | | |
| Adam LaRoche, L (1,3) X OBP: 0.364, SLG: 0.578 | | 1-2 L6 | | | 0-1 G4-3 | | | | 1-0 F7 | 3 | 0 | 0 | 0 | 0 | 0 | 0 | | | | |
| 24 Martin Prado, R (1,4) X OBP: 0.333, SLG: 0.400 | | 1-3 K | | | 1-1 29 SH3-4 1B | | | 0-2 P6 | | 2 | 0 | 1 | 0 | 0 | 1 | 0 | | | | |
| 4 Pete Orr, L (8, PH) X OBP: 0.266, SLG: 0.348 | | | | | | | | | | 1 | 0 | 0 | 0 | 0 | 0 | 0 | | | | |
| 29 John Smoltz, R (1,1) X OBP: 0.193, SLG: 0.204 | | 1-2 K | | | 0-0 SH3-4 | | | 2-3 K | | 1 | 0 | 0 | 0 | 0 | 1 | 0 | | | | |
| Daryle Ward, L (8, PH) X OBP: 0.379, SLG: 0.540 | | | | | 1-2 K | | | | | 0 | 0 | 0 | 0 | 0 | 0 | 0 | | | | |
| 49 Macay McBride, L (8,1) X OBP: 0.379, SLG: 0.540 | | | | | | | | | | 0 | 0 | 0 | 0 | 0 | 0 | 0 | | | | |
| Inning Stats | R: 0 E: 0 K: 1 S: 10 | H: 1 LOB: 2 BB: 0 P: 17 | R: 1 E: 0 K: 2 S: 10 | H: 1 LOB: 0 BB: 0 P: 13 | R: 0 E: 0 K: 0 S: 10 | H: 1 LOB: 0 BB: 0 P: 16 | R: 0 E: 0 K: 0 S: 4 | H: 1 LOB: 1 BB: 0 P: 7 | R: 0 E: 0 K: 1 S: 6 | H: 0 LOB: 0 BB: 0 P: 12 | R: 0 E: 0 K: 0 S: 6 | H: 1 LOB: 0 BB: 0 P: 10 | R: 0 E: 0 K: 1 S: 10 | H: 1 LOB: 1 BB: 0 P: 14 | R: 0 E: 0 K: 1 S: 8 | H: 0 LOB: 0 BB: 0 P: 12 | 1B: 5 2B: 1 3B: 0 HR: 1 | SF: 0 SAC: 1 DP: 2 HBP: 1 | WP: 0 PB: 0 SB: 0 CS: 1 | PA: 32 |
| PITCHER | IP WLS BF H R ER SO BB IBB HBP BLK WP HR S P ERA WHIP | IP WLS BF H R ER SO BB IBB HBP BLK WP HR S P ERA WHIP | IP WLS BF H R ER SO BB IBB HBP BLK WP HR S P ERA WHIP | IP WLS BF H R ER SO BB IBB HBP BLK WP HR S P ERA WHIP | IP WLS BF H R ER SO BB IBB HBP BLK WP HR S P ERA WHIP | IP WLS BF H R ER SO BB IBB HBP BLK WP HR S P ERA WHIP | IP WLS BF H R ER SO BB IBB HBP BLK WP HR S P ERA WHIP | IP WLS BF H R ER SO BB IBB HBP BLK WP HR S P ERA WHIP | IP WLS BF H R ER SO BB IBB HBP BLK WP HR S P ERA WHIP | IP WLS BF H R ER SO BB IBB HBP BLK WP HR S P ERA WHIP | IP WLS BF H R ER SO BB IBB HBP BLK WP HR S P ERA WHIP | IP WLS BF H R ER SO BB IBB HBP BLK WP HR S P ERA WHIP | IP WLS BF H R ER SO BB IBB HBP BLK WP HR S P ERA WHIP | IP WLS BF H R ER SO BB IBB HBP BLK WP HR S P ERA WHIP | IP WLS BF H R ER SO BB IBB HBP BLK WP HR S P ERA WHIP | IP WLS BF H R ER SO BB IBB HBP BLK WP HR S P ERA WHIP | IP WLS BF H R ER SO BB IBB HBP BLK WP HR S P ERA WHIP | | | |

| | |
|-----|----|
| AB | 30 |
| R | 1 |
| H | 7 |
| RBI | 1 |
| BB | 0 |
| SO | 6 |
| LOB | 9 |



| Batter | 1 | 2 | 3 | 4 | 5 | 6 | 7 | 8 | 9 | AB | R | H | RBI | BB | SO | LOB | BOTTOM | | | |
|---|---|---|---|---|---|---|---|---|---|---|---|---|---|---|---|---|---|------------------------------------|----------------------------------|--------|
| 7 José Reyes, S (1,6) C OBP: 0.351, SLG: 0.489 | 2-2 21 G4-3 16 WP 1B | | 2-2 16 G6-4-3 1B | | | | 1-0 F7 | | | 4 | 0 | 2 | 0 | 0 | 1 | 1 | Atlanta Braves @ New York Mets Shea Stadium, Flushing, NY Wed Sep 06 2006, 1:10 PM EDT Partly Cloudy - 74 F | | | |
| 16 Paul Lo Duca, R (1,2) T OBP: 0.352, SLG: 0.419 | 3-2 G1-3 | | 1-0 G6-4-3 1-2 | | | 3-1 21 HR 1B | 2-0 G4-3 | | | 4 | 1 | 1 | 0 | 0 | 0 | 2 | | | | |
| 21 Carlos Delgado, L (1,3) C OBP: 0.367, SLG: 0.568 | 3-2 G4-3 | | 2-3 K | | | 2-2 HR | 2-2 G3 | | | 4 | 1 | 1 | 2 | 0 | 1 | 1 | | | | |
| 5 David Wright, R (1,5) X OBP: 0.376, SLG: 0.528 | 0-0 G5-3 | | | 1-0 F9 | | 2-1 G5-3 | | 1-0 F8 | | 4 | 0 | 0 | 0 | 0 | 0 | 1 | | | | |
| 20 Shawn Green, L (1,9) F OBP: 0.341, SLG: 0.426 | | 0-1 22 2B 1B | | 3-3 K | | 2-1 G3 2B | | 3-2 HR | | 4 | 2 | 3 | 1 | 0 | 1 | 0 | | | | |
| 22 Jose Valentin, S (1,4) F OBP: 0.345, SLG: 0.505 | | 1-1 10 WP 1-H 2B | | 0-0 P4 | | 4-0 G3 IBB | | 0-0 G4-3 | | 3 | 0 | 1 | 1 | 1 | 0 | 0 | | | | |
| Michael Tucker, L (1,7) C OBP: 0.385, SLG: 0.490 | | 2-3 K | | | 1-2 F7 | 2-2 G3 | | 1-2 2B | | 4 | 0 | 1 | 0 | 0 | 1 | 3 | | | | |
| 10 Endy Chavez, L (1,8) X OBP: 0.346, SLG: 0.439 | | 3-2 P6 | | | 2-2 2B | 4-2 BB | | 1-3 K | | 3 | 0 | 1 | 0 | 1 | 1 | 2 | | | | |
| 32 Dave Williams, L (1,1) X OBP: 0.261, SLG: 0.150 | | 0-1 G6-3 | | | 1-3 K | 1-2 G4-3 | | | | 2 | 0 | 0 | 0 | 0 | 1 | 2 | | | | |
| Ricky Ledee, L (6, PH) X OBP: 0.236, SLG: 0.319 | | | | | | | | | | 1 | 0 | 0 | 0 | 0 | 0 | 3 | | | | |
| 25 Pedro Feliciano, L (7,1) X OBP: 0.236, SLG: 0.319 | | | | | | | | | | 0 | 0 | 0 | 0 | 0 | 0 | 0 | | | | |
| 59 Guillermo Mota, R (8,1) X OBP: 0.236, SLG: 0.319 | | | | | | | | | | 0 | 0 | 0 | 0 | 0 | 0 | 0 | | | | |
| 13 Billy Wagner, L (9,1) X OBP: 0.236, SLG: 0.319 | | | | | | | | | | 0 | 0 | 0 | 0 | 0 | 0 | 0 | | | | |
| Inning Stats | R: 0 E: 0 K: 0 S: 13 | H: 1 LOB: 1 BB: 0 P: 21 | R: 1 E: 0 K: 1 S: 15 | H: 2 LOB: 1 BB: 0 P: 21 | R: 0 E: 0 K: 1 S: 9 | H: 1 LOB: 0 BB: 0 P: 14 | R: 0 E: 0 K: 1 S: 5 | H: 0 LOB: 0 BB: 0 P: 9 | R: 0 E: 0 K: 2 S: 13 | H: 1 LOB: 1 BB: 0 P: 18 | R: 2 E: 0 K: 0 S: 22 | H: 3 LOB: 3 BB: 2 P: 42 | R: 0 E: 0 K: 0 S: 5 | H: 0 LOB: 0 BB: 0 P: 10 | R: 1 E: 0 K: 1 S: 11 | H: 2 LOB: 1 BB: 0 P: 17 | 1B: 4 2B: 4 3B: 0 HR: 2 | SF: 0 SAC: 0 DP: 1 HBP: 0 | WP: 2 PB: 0 SB: 0 CS: 0 | PA: 35 |
| PITCHER | IP WLS BF H R ER SO BB IBB HBP BLK WP HR S P ERA WHIP | IP WLS BF H R ER SO BB IBB HBP BLK WP HR S P ERA WHIP | IP WLS BF H R ER SO BB IBB HBP BLK WP HR S P ERA WHIP | IP WLS BF H R ER SO BB IBB HBP BLK WP HR S P ERA WHIP | IP WLS BF H R ER SO BB IBB HBP BLK WP HR S P ERA WHIP | IP WLS BF H R ER SO BB IBB HBP BLK WP HR S P ERA WHIP | IP WLS BF H R ER SO BB IBB HBP BLK WP HR S P ERA WHIP | IP WLS BF H R ER SO BB IBB HBP BLK WP HR S P ERA WHIP | IP WLS BF H R ER SO BB IBB HBP BLK WP HR S P ERA WHIP | IP WLS BF H R ER SO BB IBB HBP BLK WP HR S P ERA WHIP | IP WLS BF H R ER SO BB IBB HBP BLK WP HR S P ERA WHIP | IP WLS BF H R ER SO BB IBB HBP BLK WP HR S P ERA WHIP | IP WLS BF H R ER SO BB IBB HBP BLK WP HR S P ERA WHIP | IP WLS BF H R ER SO BB IBB HBP BLK WP HR S P ERA WHIP | IP WLS BF H R ER SO BB IBB HBP BLK WP HR S P ERA WHIP | IP WLS BF H R ER SO BB IBB HBP BLK WP HR S P ERA WHIP | | | | |

| | |
|-----|----|
| AB | 33 |
| R | 4 |
| H | 10 |
| RBI | 4 |
| BB | 2 |
| SO | 6 |
| LOB | 15 |



| Batter | 1 | 2 | 3 | 4 | 5 | 6 | 7 | 8 | 9 | AB | R | H | RBI | BB | SO | LOB | TOP | | | | | | |
|---|---|----------------------------------|------------------------------|----------------------------------|------------------------------|----------------------------------|-------------------------------|----------------------------------|------------------------------|---------------------------------|------------------------------|----------------------------------|---|----------------------------------|------------------------------|----------------------------------|----------------------------------|------------------------------------|----------------------------------|--------|--|--|--|
| Marcus Giles, R OBP: 0.351, SLG: 0.398 | 0-3 K | | 0-0 P4 | | | 0-0 1B | | | 0-0 1B | 4 | 0 | 2 | 0 | 0 | 1 | 1 | | | | | | | |
| 11 Edgar Renteria, R OBP: 0.370, SLG: 0.438 Tony Pena Jr., R OBP: 0.148, SLG: 0.231 | 3-2 P5 | | | 2-2 1B | | 0-0 F9 | | | 0-1 G4-3 | 3 | 0 | 1 | 0 | 0 | 0 | 1 | | | | | | | |
| 7 Jeff Francoeur, R OBP: 0.291, SLG: 0.445 | 0-0 G4-3 | | | 0-1 P | | 0-0 F8 | | | 4-2 BB | 3 | 0 | 0 | 0 | 1 | 0 | 2 | | | | | | | |
| Andruw Jones, R OBP: 0.358, SLG: 0.506 Kevin Barry, R OBP: 0.313, SLG: 0.419 | 3-2 K | | | 1-0 F8 | | 2-2 G5-3 | | | 0-1 G6-3 | 3 | 0 | 0 | 0 | 0 | 1 | 1 | | | | | | | |
| 8 Brayan Peña, S OBP: 0.313, SLG: 0.419 | | | | 1-2 F8 | | 2-1 F7 | | | | 3 | 0 | 0 | 0 | 0 | 0 | 1 | | | | | | | |
| 23 Matt Diaz, R OBP: 0.377, SLG: 0.490 | 1-0 F9 | | | 1-2 F8 | | 1-2 F7 | | | | 3 | 0 | 0 | 0 | 0 | 0 | 1 | | | | | | | |
| 14 Willy Aybar, S OBP: 0.346, SLG: 0.376 | 1-3 K | | | 0-0 L3 | | 1-2 G5-3 | | | | 3 | 0 | 1 | 0 | 0 | 1 | 0 | | | | | | | |
| Adam LaRoche, L OBP: 0.362, SLG: 0.573 | | | 3-3 K | 1-2 L3 | | 0-0 P4 | | | | 3 | 0 | 0 | 0 | 0 | 1 | 1 | | | | | | | |
| Todd Pratt, R OBP: 0.254, SLG: 0.320 | | | 1-1 K | 0-3 K | | 2-2 F8 | | | | 3 | 0 | 1 | 0 | 0 | 1 | 0 | | | | | | | |
| 26 Kyle Davies, R 54 Chad Paronto, R Ken Ray, R 34 Joey Devine, R Brian Jordan, R Ryan Langerhans, L | 1-0 F7 | | | 1-2 P6 | | 1-2 K | | | 2-3 K | 2 | 0 | 0 | 0 | 0 | 0 | 1 | | | | | | | |
| Inning Stats | R: 0 E: 0 K: 1 S: 9 | H: 0 LOB: 0 BB: 0 P: 12 | R: 0 E: 0 K: 2 S: 7 | H: 0 LOB: 0 BB: 0 P: 12 | R: 0 E: 0 K: 1 S: 8 | H: 1 LOB: 1 BB: 0 P: 13 | R: 0 E: 0 K: 0 S: 13 | H: 1 LOB: 1 BB: 0 P: 17 | R: 0 E: 0 K: 1 S: 7 | H: 1 LOB: 0 BB: 0 P: 8 | R: 0 E: 0 K: 0 S: 6 | H: 0 LOB: 0 BB: 0 P: 13 | R: 0 E: 0 K: 1 S: 8 | H: 0 LOB: 0 BB: 1 P: 12 | R: 0 E: 0 K: 0 S: 9 | H: 1 LOB: 1 BB: 1 P: 13 | 1B: 4 2B: 2 3B: 0 HR: 0 | SF: 0 SAC: 0 DP: 2 HBP: 0 | WP: 0 PB: 0 SB: 1 CS: 0 | PA: 31 | | | |
| PITCHER 46 Oliver Pérez, L ERA: 6.58 | IP: 9.0 WLS: W BF: 31 H: 5 R: 0 ER: 0 SO: 6 BB: 1 IBB: 0 HBP: 0 BLK: 0 WP: 0 HR: 0 S: 75 P: 107 ERA: 6.58 WHIP: 0.667 | | | | | | | | | | | PITCHER | IP: 9.0 WLS: W BF: 31 H: 5 R: 0 ER: 0 SO: 6 BB: 1 IBB: 0 HBP: 0 BLK: 0 WP: 0 HR: 0 S: 75 P: 107 ERA: 6.58 WHIP: 0.667 | | | | | | | | | | |

Atlanta Braves @ New York Mets
Shea Stadium, Flushing, NY
Wed Sep 06 2006, 1:15 PM EDT
Att: 40,536 - Cloudy - 76 F

AB 30
R 0
H 5
RBI 0
BB 1
SO 6
LOB 10



| Batter | 1 | 2 | 3 | 4 | 5 | 6 | 7 | 8 | 9 | AB | R | H | RBI | BB | SO | LOB | BOTTOM | | | | | | |
|--|--|----------------------------------|------------------------------|----------------------------------|-------------------------------|----------------------------------|------------------------------|----------------------------------|-------------------------------|----------------------------------|-------------------------------|----------------------------------|--|----------------------------------|------------------------------|---------------------------------|----------------------------------|------------------------------------|----------------------------------|--------|--|--|--|
| 7 José Reyes, S OBP: 0.353, SLG: 0.495 | 0-0 HR | 4-2 BB | | | 2-1 1B | 0-2 G3 | | 0-0 P5 | | 4 | 1 | 2 | 1 | 1 | 0 | 1 | | | | | | | |
| 1 Anderson Hernandez, S OBP: 0.190, SLG: 0.190 | 0-1 G4-3 | 0-1 CS | 2-2 F7 | | 0-0 FC6 | 2-3 K | | 1-0 P5 | | 5 | 0 | 0 | 0 | 0 | 1 | 3 | | | | | | | |
| 15 Carlos Beltrán, S OBP: 0.397, SLG: 0.624 44 Lastings Milledge, R OBP: 0.307, SLG: 0.393 | 4-1 1B | | 0-3 K | | 1-3 K | | 4-1 20 HR | 2-1 F7 | | 2 | 2 | 0 | 0 | 2 | 2 | 2 | | | | | | | |
| Cliff Floyd, L OBP: 0.325, SLG: 0.412 Kelly Stinnett, R OBP: 0.279, SLG: 0.300 | 3-3 K | | 3-1 G4-3 | | 1-0 BB | 3-3 K | | | | 3 | 1 | 1 | 0 | 0 | 1 | 1 | | | | | | | |
| 20 Shawn Green, L OBP: 0.344, SLG: 0.435 Michael Tucker, L OBP: 0.385, SLG: 0.400 | 1-1 1B | | | 3-2 L4 | 0-1 BB | 2-0 BB | | 1-2 1B | 1-H HR | 4 | 2 | 3 | 2 | 0 | 0 | 0 | | | | | | | |
| Julio Franco, R OBP: 0.338, SLG: 0.362 | 1-0 1B | | | 2-2 G6-3 | 4-0 BB | 2-0 10 1B | | 1-2 HBP | | 2 | 1 | 1 | 1 | 1 | 0 | 0 | | | | | | | |
| Chris Woodward, R OBP: 0.290, SLG: 0.315 | 1-2 1B | | | 0-0 G5-3 | 3-2 BB | 1-2 10 3B | | 1-2 F7 | | 4 | 1 | 1 | 2 | 0 | 1 | 3 | | | | | | | |
| Mike DiFelice, R OBP: 0.182, SLG: 0.053 10 Endy Chavez, L OBP: 0.350, SLG: 0.449 | | 1-1 F7 | | | 1-3 K | 2-2 2B | | 1-2 1B | | 2 | 0 | 0 | 0 | 0 | 1 | 0 | | | | | | | |
| 46 Oliver Pérez, L OBP: 0.125, SLG: 0.097 | | 3-2 G4-3 | | | 4-2 FC6 | 2-1 G6-3 | | 0-3 K | | 3 | 0 | 0 | 0 | 1 | 1 | 3 | | | | | | | |
| Inning Stats | R: 2 E: 0 K: 2 S: 14 | H: 3 LOB: 2 BB: 1 P: 25 | R: 0 E: 0 K: 0 S: 8 | H: 0 LOB: 0 BB: 1 P: 16 | R: 0 E: 0 K: 1 S: 10 | H: 0 LOB: 0 BB: 0 P: 15 | R: 0 E: 0 K: 0 S: 8 | H: 0 LOB: 0 BB: 0 P: 13 | R: 0 E: 0 K: 2 S: 12 | H: 1 LOB: 2 BB: 1 P: 20 | R: 4 E: 0 K: 1 S: 25 | H: 4 LOB: 1 BB: 1 P: 39 | R: 2 E: 0 K: 2 S: 15 | H: 2 LOB: 2 BB: 1 P: 28 | R: 0 E: 0 K: 0 S: 4 | H: 0 LOB: 0 BB: 0 P: 7 | 1B: 6 2B: 1 3B: 1 HR: 2 | SF: 0 SAC: 0 DP: 0 HBP: 1 | WP: 0 PB: 0 SB: 1 CS: 1 | PA: 40 | | | |
| PITCHER 26 Kyle Davies, R ERA: 7.56 54 Chad Paronto, R ERA: 2.96 Ken Ray, R ERA: 4.65 34 Joey Devine, R ERA: 17.18 Kevin Barry, R ERA: 5.59 | IP: 5.0 WLS: L BF: 25 H: 7 R: 6 ER: 6 SO: 5 BB: 4 IBB: 0 HBP: 0 BLK: 0 WP: 0 HR: 1 S: 19 P: 25 ERA: 7.56 WHIP: 10.80 | | | | | | | | | | | PITCHER | IP: 5.0 WLS: L BF: 25 H: 7 R: 6 ER: 6 SO: 5 BB: 4 IBB: 0 HBP: 0 BLK: 0 WP: 0 HR: 1 S: 19 P: 25 ERA: 7.56 WHIP: 10.80 | | | | | | | | | | |

Atlanta Braves @ New York Mets
Shea Stadium, Flushing, NY
Wed Sep 06 2006, 1:15 PM EDT
Att: 40,536 - Cloudy - 76 F

AB 33
R 8
H 10
RBI 8
BB 5
SO 8
LOB 14



| Batter | 1 | 2 | 3 | 4 | 5 | 6 | 7 | 8 | 9 | AB | R | H | RBI | BB | SO | LOB | TOP | | | | | | | | | | |
|--|------------------------------|---------------------------------|-------------------------------|----------------------------------|-------------------------------|----------------------------------|-------------------------------|----------------------------------|-------------------------------|----------------------------------|------------------------------|---------------------------------|------------------------------|---------------------------------|-------------------------------|----------------------------------|---|--|----------------------------------|------------------------------------|----------------------------------|--------|--|--|--|--|--|
| Juan Pierre, L (1, 8) OBP: 0.333, SLG: 0.389 | G1-3 | | 2-1 2B | | 3-2 16E, 16S SF9 | | G3 | | | 4 | 2 | 2 | 0 | 0 | 0 | 0 | Chicago Cubs @ Atlanta Braves Turner Field, Atlanta, GA Sat Sep 09 2006, 7:05 PM EDT Att: 40,584 - Clear - 81 F | | | | | | | | | | |
| 2 Ryan Theriot, R (1, 4) OBP: 0.386, SLG: 0.487 | G4-3 | | 3-2 16S 1B | | 0-0 F8 | | | 0-3 K | | 4 | 0 | 1 | 1 | 0 | 1 | 1 | | | | | | | | | | | |
| 16 Aramis Ramirez, R (1, 5) OBP: 0.342, SLG: 0.539 | K | | 1-0 F7 | | 1-2 SF9 | | | 0-0 F8 | | 3 | 0 | 0 | 1 | 0 | 1 | 1 | | | | | | | | | | | |
| 25 Derrek Lee, R (1, 3) OBP: 0.378, SLG: 0.456 | | 1-3 K | 4-1 BB | | 3-2 F8 | | | 2-1 G4-3 | | 3 | 0 | 0 | 0 | 1 | 1 | 0 | | | | | | | | | | | |
| 19 Matt Murton, R (1, 7) OBP: 0.356, SLG: 0.430 | | 1-2 HR | 0-0 L4 | | 1-1 F8 | | | 1-2 K | | 4 | 1 | 1 | 1 | 0 | 1 | 2 | | | | | | | | | | | |
| Jacque Jones, L (1, 9) OBP: 0.331, SLG: 0.494 | | 2-0 2B | | 1-3 K | | 1-2 G4-3 | | 0-2 24 G1-4-3 1B | | 4 | 0 | 2 | 0 | 0 | 1 | 0 | | | | | | | | | | | |
| 24 Henry Blanco, R (1, 2) OBP: 0.299, SLG: 0.426 | G6-3 | | 3-2 F7 | | 0-0 F7 | | | 2-2 G1-4-3 1B | | 4 | 0 | 0 | 0 | 0 | 0 | 2 | | | | | | | | | | | |
| 5 Ronny Cedeno, R (1, 6) OBP: 0.272, SLG: 0.330 | F9 | | 1-1 2B | | 0-0 B1-3 | | | | | 3 | 0 | 1 | 0 | 0 | 0 | 1 | | | | | | | | | | | |
| 52 Wade Miller, R (1, 1) 58 Geovany Soto, R (4, PH) Jae Kuk Ryu, R (4, 1) Les Walrond, L (6, 1) 27 Buck Coats, L (7, PH) 47 Scott Eyre, L (7, 1) 43 Michael Wuerzt, R (7, 1) 46 Ryan Dempster, R (8, 1) | | | 1-3 K | 1-3 K | | 1-3 K | | 1-3 K | | 1 | 0 | 0 | 0 | 0 | 1 | 0 | | AB 32 R 3 H 7 RBI 3 BB 1 SO 8 LOB 8 | | | | | | | | | |
| Inning Stats | R: 0 E: 0 K: 1 S: 9 | H: 0 LOB: 0 BB: 0 P: 9 | R: 1 E: 0 K: 1 S: 12 | H: 2 LOB: 1 BB: 0 P: 18 | R: 1 E: 0 K: 1 S: 11 | H: 2 LOB: 2 BB: 1 P: 22 | R: 0 E: 0 K: 2 S: 12 | H: 1 LOB: 1 BB: 0 P: 18 | R: 1 E: 0 K: 0 S: 14 | H: 1 LOB: 0 BB: 0 P: 21 | R: 0 E: 0 K: 0 S: 7 | H: 0 LOB: 0 BB: 0 P: 9 | R: 0 E: 0 K: 1 S: 6 | H: 0 LOB: 0 BB: 0 P: 9 | R: 0 E: 0 K: 1 S: 10 | H: 1 LOB: 0 BB: 0 P: 13 | | | 1B: 4 2B: 2 3B: 0 HR: 1 | SF: 1 SAC: 0 DP: 1 HBP: 0 | WP: 0 PB: 0 SB: 3 CS: 0 | PA: 34 | | | | | |
| PITCHER | IP | WLS | BF | H | R | ER | SO | BB | IBB | HBP | BLK | WP | HR | S | P | ERA | WHIP | | | | | | | | | | |
| 36 Chuck James, L (1, 1) ERA: 3.57 | 7.0 | W | 28 | 6 | 3 | 2 | 6 | 1 | 0 | 0 | 0 | 0 | 1 | 71 | 106 | 2.57 | 1.000 | | | | | | | | | | |
| Tyler Yates, R (8, 1) ERA: 4.02 | 1.0 | H | 3 | 0 | 0 | 0 | 1 | 0 | 0 | 0 | 0 | 0 | 0 | 6 | 8 | 0.00 | 0.000 | | | | | | | | | | |
| 28 Bob Wickman, R (9, 1) ERA: 3.09 | 1.0 | | 3 | 1 | 0 | 0 | 1 | 0 | 0 | 0 | 0 | 0 | 0 | 10 | 13 | 0.00 | 1.000 | | | | | | | | | | |

| Batter | 1 | 2 | 3 | 4 | 5 | 6 | 7 | 8 | 9 | AB | R | H | RBI | BB | SO | LOB | BOTTOM | | | | | | | | | | |
|---|------------------------------|----------------------------------|-------------------------------|----------------------------------|-------------------------------|----------------------------------|------------------------------|----------------------------------|------------------------------|----------------------------------|-------------------------------|----------------------------------|------------------------------|----------------------------------|-------------------------------|----------------------------------|---|--|------------------------------------|----------------------------------|--------|--|--|--|--|--|--|
| Marcus Giles, R (1, 4) OBP: 0.352, SLG: 0.407 | F9 | | 0-3 K | 0-0 F8 | | 0-1 14 1B | | 1-2 G3-1 1B | | 5 | 0 | 2 | 1 | 0 | 1 | 0 | Chicago Cubs @ Atlanta Braves Turner Field, Atlanta, GA Sat Sep 09 2006, 7:05 PM EDT Att: 40,584 - Clear - 81 F | | | | | | | | | | |
| 14 Willy Aybar, S (1, 5) OBP: 0.350, SLG: 0.369 | 1B | | 4-2 HR | 2-2 G4-3 | | 2-1 1B | | 0-0 F7 | | 3 | 1 | 1 | 0 | 2 | 0 | 2 | | | | | | | | | | | |
| Adam LaRoche, L (1, 3) OBP: 0.365, SLG: 0.589 | 1B | | 2-2 HR | 1-3 K | | 0-2 G3 | | 1-1 G3-1 | | 5 | 1 | 2 | 2 | 0 | 1 | 4 | | | | | | | | | | | |
| Andrew Jones, R (1, 8) OBP: 0.361, SLG: 0.511 | F8 | | 4-2 16 HR | | 1-0 HR | | 1-1 16 7 1B | | 0-0 G5-3 | 4 | 3 | 2 | 1 | 1 | 0 | 3 | | | | | | | | | | | |
| 16 Brian McCann, L (1, 2) OBP: 0.392, SLG: 0.553 | | 2-0 P4 | 2-1 HR | | 1-0 F8 | | 4-1 L6-4 7 1B | | 1-2 BB | 3 | 1 | 1 | 2 | 1 | 0 | 0 | | | | | | | | | | | |
| 7 Jeff Francoeur, R (1, 9) OBP: 0.295, SLG: 0.447 | K | | 0-0 G1-6-3 1B | | 1-3 K | | 0-0 1B | | 1-2 2-H 1B | 4 | 0 | 2 | 1 | 0 | 2 | 0 | | | | | | | | | | | |
| Ryan Langerhans, L (1, 7) OBP: 0.345, SLG: 0.377 | | 4-0 36 FC5 1B | 0-0 G1-6-3 | | 2-2 G3 | | 0-0 L6-4 | | 0-0 L6-4 | 3 | 0 | 0 | 0 | 1 | 0 | 3 | | | | | | | | | | | |
| Tony Pena Jr., R (1, 6) OBP: 0.194, SLG: 0.241 | | 2-2 36 FC5 1B | 4-0 IBB | | 3-1 F7 | | 1-3 K | | 1-2 2B | 3 | 0 | 1 | 0 | 1 | 1 | 1 | | | | | | | | | | | |
| 36 Chuck James, L (1, 1) OBP: 0.069, SLG: 0.036 Tyler Yates, R (8, 1) | | 0-2 FC5 | 0-3 K | | 1-2 F9 | | 1-2 2B | | | 3 | 0 | 0 | 0 | 0 | 1 | 4 | | | | | | | | | | | |
| Daryle Ward, L (6, PH) OBP: 0.383, SLG: 0.544 4 Pete Orr, L (8, PR) 28 Bob Wickman, R (9, 1) | | 1-2 2-3F | | | | | | | | 0 | 0 | 0 | 0 | 0 | 0 | 0 | | AB 34 R 7 H 12 RBI 7 BB 6 SO 6 LOB 17 | | | | | | | | | |
| Inning Stats | R: 0 E: 0 K: 0 S: 7 | H: 1 LOB: 1 BB: 1 P: 18 | R: 0 E: 0 K: 1 S: 12 | H: 1 LOB: 2 BB: 1 P: 23 | R: 4 E: 0 K: 2 S: 17 | H: 3 LOB: 3 BB: 3 P: 33 | R: 0 E: 0 K: 1 S: 7 | H: 0 LOB: 0 BB: 0 P: 10 | R: 1 E: 0 K: 1 S: 8 | H: 1 LOB: 0 BB: 0 P: 13 | R: 0 E: 0 K: 0 S: 12 | H: 2 LOB: 2 BB: 0 P: 18 | R: 1 E: 0 K: 1 S: 9 | H: 2 LOB: 1 BB: 1 P: 14 | R: 1 E: 0 K: 0 S: 12 | H: 2 LOB: 2 BB: 0 P: 14 | 1B: 8 2B: 2 3B: 0 HR: 3 | | SF: 0 SAC: 0 DP: 1 HBP: 0 | WP: 0 PB: 0 SB: 0 CS: 0 | PA: 40 | | | | | | |
| PITCHER | IP | WLS | BF | H | R | ER | SO | BB | IBB | HBP | BLK | WP | HR | S | P | ERA | WHIP | | | | | | | | | | |
| 52 Wade Miller, R (1, 1) ERA: 12.0 | 3.0 | L | 18 | 5 | 4 | 4 | 3 | 4 | 1 | 0 | 0 | 0 | 2 | 36 | 74 | 12.00 | 3.000 | | | | | | | | | | |
| Jae Kuk Ryu, R (4, 1) ERA: 10.29 | 2.2 | | 11 | 3 | 1 | 1 | 2 | 0 | 0 | 0 | 0 | 0 | 1 | 24 | 38 | 3.38 | 1.125 | | | | | | | | | | |
| Les Walrond, L (6, 1) ERA: 14.29 | 0.1 | | 1 | 0 | 0 | 0 | 0 | 0 | 0 | 0 | 0 | 0 | 0 | 3 | 3 | 0.00 | 0.000 | | | | | | | | | | |
| 47 Scott Eyre, L (7, 1) ERA: 2.95 | 0.0 | | 2 | 1 | 1 | 1 | 0 | 1 | 0 | 0 | 0 | 0 | 0 | 3 | 8 | ∞ | ∞ | | | | | | | | | | |
| 43 Michael Wuerzt, R (7, 1) ERA: 3.16 | 1.0 | | 3 | 1 | 0 | 0 | 1 | 0 | 0 | 0 | 0 | 0 | 0 | 6 | 6 | 0.00 | 1.000 | | | | | | | | | | |



| Batter | 1 | 2 | 3 | 4 | 5 | 6 | 7 | 8 | 9 | AB | R | H | RBI | BB | SO | LOB | TOP | | | | | |
|---|---|---|---|---|---|---|---|---|---|---|---|---|---|---|---|---|---|---|---|---|---|---|
| Juan Pierre, L (1, 8) OBP: 0.334, SLG: 0.390 | 2-2 16 L3 1B | | 1-1 1B | | 0-1 G4-3 | | 2-3 K | | | 4 | 0 | 2 | 0 | 0 | 1 | 2 | | | | | | |
| Freddie Bynum, L (1, 4) OBP: 0.292, SLG: 0.416 | 0-3 K | | 0-0 L4 | | | 0-0 HR | | 1-3 K2-3 | | 4 | 1 | 1 | 1 | 0 | 2 | 2 | | | | | | |
| 16 Aramis Ramirez, R (1, 5) OBP: 0.344, SLG: 0.541 | 1-1 SAFE SAFE L3 | | | 1-1 19 G5-3 1B | | 2-0 F8 | | 0-0 2B | | 4 | 0 | 2 | 0 | 0 | 0 | 1 | | | | | | |
| Jacque Jones, L (1, 9) OBP: 0.328, SLG: 0.489 | | 0-3 K | | 1-3 K | | 3-1 G1 | | 1-3 K | | 4 | 0 | 0 | 0 | 0 | 3 | 2 | | | | | | |
| 19 Matt Murton, R (1, 7) OBP: 0.357, SLG: 0.433 | | 1-1 2B | | 0-0 G5-3 | | 3-2 1B | | 3-3 K | | 4 | 0 | 2 | 0 | 0 | 1 | 2 | | | | | | |
| John Mabry, L (1, 3) OBP: 0.294, SLG: 0.333 | | 1-3 K | | 1-0 G4-3 | | 0-0 F7 | | | 1-3 K | 4 | 0 | 0 | 0 | 0 | 2 | 3 | | | | | | |
| 24 Henry Blanco, R (1, 2) OBP: 0.298, SLG: 0.434 | | 1-3 K | | | 0-0 F9 | | 1-2 3B | | 2-2 G5-3 | 4 | 0 | 1 | 0 | 0 | 1 | 1 | | | | | | |
| 5 Ronny Cedeno, R (1, 6) OBP: 0.272, SLG: 0.332 | | | 2-3 K | | 0-1 2B | | 3-2 K | | 2-3 K | 3 | 0 | 1 | 0 | 0 | 2 | 1 | | | | | | |
| 29 Angel Pagan, S (9, PH) OBP: 0.323, SLG: 0.430 | | | | | | | | | | 1 | 0 | 0 | 0 | 0 | 1 | 0 | | | | | | |
| 51 Juan Mateo, R (1, 1) OBP: 0.500, SLG: 1.000 | | | 2-3 K | | 2-3 K | | 0-0 G4-3 | | | 2 | 0 | 0 | 0 | 0 | 2 | 1 | | | | | | |
| 9 Scott Moore, L (7, PH) OBP: 0.294, SLG: 0.430 | | | | | | | | | | 1 | 0 | 0 | 0 | 0 | 0 | 1 | | | | | | |
| David Aardsma, R (7, 1) | | | | | | | | | | 0 | 0 | 0 | 0 | 0 | 0 | 0 | | | | | | |
| Inning Stats | R: 0 E: 0 K: 1 S: 11 | H: 1 LOB: 0 BB: 0 P: 13 | R: 0 E: 0 K: 3 S: 13 | H: 1 LOB: 1 BB: 0 P: 16 | R: 0 E: 0 K: 2 S: 10 | H: 1 LOB: 1 BB: 0 P: 15 | R: 0 E: 0 K: 1 S: 7 | H: 1 LOB: 1 BB: 0 P: 10 | R: 0 E: 0 K: 1 S: 9 | H: 1 LOB: 1 BB: 0 P: 11 | R: 1 E: 0 K: 0 S: 9 | H: 2 LOB: 1 BB: 0 P: 17 | R: 0 E: 0 K: 3 S: 10 | H: 1 LOB: 1 BB: 0 P: 16 | R: 0 E: 0 K: 2 S: 9 | H: 0 LOB: 0 BB: 0 P: 14 | 1B: 4 2B: 4 3B: 1 HR: 1 | SF: 0 SAC: 0 DP: 1 HBP: 0 | WP: 0 PB: 0 SB: 0 CS: 0 | PA: 35 | | |
| PITCHER | IP WLS BF H R ER SO BB IBB HBP BLK WP HR S P ERA WHIP | IP WLS BF H R ER SO BB IBB HBP BLK WP HR S P ERA WHIP | IP WLS BF H R ER SO BB IBB HBP BLK WP HR S P ERA WHIP | IP WLS BF H R ER SO BB IBB HBP BLK WP HR S P ERA WHIP | IP WLS BF H R ER SO BB IBB HBP BLK WP HR S P ERA WHIP | IP WLS BF H R ER SO BB IBB HBP BLK WP HR S P ERA WHIP | IP WLS BF H R ER SO BB IBB HBP BLK WP HR S P ERA WHIP | IP WLS BF H R ER SO BB IBB HBP BLK WP HR S P ERA WHIP | IP WLS BF H R ER SO BB IBB HBP BLK WP HR S P ERA WHIP | IP WLS BF H R ER SO BB IBB HBP BLK WP HR S P ERA WHIP | IP WLS BF H R ER SO BB IBB HBP BLK WP HR S P ERA WHIP | IP WLS BF H R ER SO BB IBB HBP BLK WP HR S P ERA WHIP | IP WLS BF H R ER SO BB IBB HBP BLK WP HR S P ERA WHIP | IP WLS BF H R ER SO BB IBB HBP BLK WP HR S P ERA WHIP | IP WLS BF H R ER SO BB IBB HBP BLK WP HR S P ERA WHIP | IP WLS BF H R ER SO BB IBB HBP BLK WP HR S P ERA WHIP | IP WLS BF H R ER SO BB IBB HBP BLK WP HR S P ERA WHIP | IP WLS BF H R ER SO BB IBB HBP BLK WP HR S P ERA WHIP | IP WLS BF H R ER SO BB IBB HBP BLK WP HR S P ERA WHIP | IP WLS BF H R ER SO BB IBB HBP BLK WP HR S P ERA WHIP | IP WLS BF H R ER SO BB IBB HBP BLK WP HR S P ERA WHIP | IP WLS BF H R ER SO BB IBB HBP BLK WP HR S P ERA WHIP |

Chicago Cubs @ Atlanta Braves
Turner Field, Atlanta, GA
Sun Sep 10 2006, 1:05 PM EDT
Att: 28,212 - Partly Cloudy - 81 F

AB 35
R 1
H 9
RBI 1
BB 0
SO 15
LOB 16



| Batter | 1 | 2 | 3 | 4 | 5 | 6 | 7 | 8 | 9 | AB | R | H | RBI | BB | SO | LOB | BOTTOM | | | | | | |
|---|---|---|---|---|---|---|---|---|---|---|---|---|---|---|---|---|---|---|---|---|---|---|---|
| 14 Willy Aybar, S (1, 5) OBP: 0.344, SLG: 0.362 | 1-0 F7 | | 0-0 G6-3 | | 2-2 G4-3 | | | 0-0 F9 | | 4 | 0 | 0 | 1 | 0 | 0 | 2 | | | | | | | |
| Marcus Giles, R (1, 4) OBP: 0.351, SLG: 0.405 | 2-2 G6-3 | | 3-H 0-1 F9 | | | 1-0 11 G4-6-3 1B | | 1-3 K | | 4 | 0 | 1 | 0 | 0 | 1 | 0 | | | | | | | |
| 11 Edgar Renteria, R (1, 6) OBP: 0.364, SLG: 0.431 | 2-3 K | | | 2-1 G6-3 | | 0-1 SAFE F X G4-6-3 | | 0-1 F9 | | 4 | 0 | 0 | 0 | 0 | 1 | 1 | | | | | | | |
| Adam LaRoche, L (1, 3) OBP: 0.367, SLG: 0.591 | | 4-2 23 FC1-6-4 BB | | 1-3 K | | 3-2 16 2B | | | | 2 | 1 | 1 | 0 | 1 | 1 | 0 | | | | | | | |
| 16 Brian McCann, L (1, 2) OBP: 0.392, SLG: 0.554 | | 1-3 K | | 3-3 K | | 0-0 2B | | | | 3 | 0 | 1 | 1 | 0 | 2 | 1 | | | | | | | |
| 7 Jeff Francoeur, R (1, 9) OBP: 0.294, SLG: 0.444 | | 2-2 P4 | | | 2-3 K | | 0-0 G6-3 | | | 3 | 0 | 0 | 0 | 0 | 1 | 2 | | | | | | | |
| 23 Matt Diaz, R (1, 7) OBP: 0.378, SLG: 0.484 | | 0-0 FC1-6-4 | | | 4-2 40 1B BB | | 2-3 K | | | 2 | 0 | 0 | 0 | 1 | 1 | 1 | | | | | | | |
| Ryan Langerhans, L (1, 8) OBP: 0.345, SLG: 0.380 | | | 0-1 40 SH2-4 14 G6-3 2B | | 3-3 K | | 2-3 K | | | 3 | 1 | 1 | 0 | 0 | 2 | 1 | | | | | | | |
| 40 Lance Cormier, R (1, 1) OBP: 0.125, SLG: 0.125 | | | 0-1 SH2-4 | | 0-0 1B | | 1-3 K | | | 1 | 0 | 1 | 0 | 0 | 0 | 0 | | | | | | | |
| Scott Thorman, L (7, PH) OBP: 0.283, SLG: 0.454 | | | | | | | | | | 1 | 0 | 0 | 0 | 0 | 1 | 0 | | | | | | | |
| Tyler Yates, R (8, 1) | | | | | | | | | | 0 | 0 | 0 | 0 | 0 | 0 | 0 | | | | | | | |
| 28 Bob Wickman, R (9, 1) | | | | | | | | | | 0 | 0 | 0 | 0 | 0 | 0 | 0 | | | | | | | |
| Inning Stats | R: 0 E: 0 K: 1 S: 11 | H: 0 LOB: 0 BB: 0 P: 16 | R: 0 E: 0 K: 1 S: 14 | H: 0 LOB: 1 BB: 1 P: 21 | R: 1 E: 0 K: 0 S: 7 | H: 1 LOB: 0 BB: 0 P: 7 | R: 0 E: 0 K: 2 S: 9 | H: 0 LOB: 0 BB: 0 P: 15 | R: 0 E: 0 K: 2 S: 15 | H: 1 LOB: 2 BB: 1 P: 26 | R: 1 E: 0 K: 0 S: 8 | H: 3 LOB: 1 BB: 0 P: 12 | R: 0 E: 0 K: 3 S: 12 | H: 0 LOB: 0 BB: 0 P: 17 | R: 0 E: 0 K: 1 S: 6 | H: 0 LOB: 0 BB: 0 P: 7 | 1B: 2 2B: 3 3B: 0 HR: 0 | SF: 0 SAC: 1 DP: 1 HBP: 0 | WP: 0 PB: 0 SB: 0 CS: 0 | PA: 30 | | | |
| PITCHER | IP WLS BF H R ER SO BB IBB HBP BLK WP HR S P ERA WHIP | IP WLS BF H R ER SO BB IBB HBP BLK WP HR S P ERA WHIP | IP WLS BF H R ER SO BB IBB HBP BLK WP HR S P ERA WHIP | IP WLS BF H R ER SO BB IBB HBP BLK WP HR S P ERA WHIP | IP WLS BF H R ER SO BB IBB HBP BLK WP HR S P ERA WHIP | IP WLS BF H R ER SO BB IBB HBP BLK WP HR S P ERA WHIP | IP WLS BF H R ER SO BB IBB HBP BLK WP HR S P ERA WHIP | IP WLS BF H R ER SO BB IBB HBP BLK WP HR S P ERA WHIP | IP WLS BF H R ER SO BB IBB HBP BLK WP HR S P ERA WHIP | IP WLS BF H R ER SO BB IBB HBP BLK WP HR S P ERA WHIP | IP WLS BF H R ER SO BB IBB HBP BLK WP HR S P ERA WHIP | IP WLS BF H R ER SO BB IBB HBP BLK WP HR S P ERA WHIP | IP WLS BF H R ER SO BB IBB HBP BLK WP HR S P ERA WHIP | IP WLS BF H R ER SO BB IBB HBP BLK WP HR S P ERA WHIP | IP WLS BF H R ER SO BB IBB HBP BLK WP HR S P ERA WHIP | IP WLS BF H R ER SO BB IBB HBP BLK WP HR S P ERA WHIP | IP WLS BF H R ER SO BB IBB HBP BLK WP HR S P ERA WHIP | IP WLS BF H R ER SO BB IBB HBP BLK WP HR S P ERA WHIP | IP WLS BF H R ER SO BB IBB HBP BLK WP HR S P ERA WHIP | IP WLS BF H R ER SO BB IBB HBP BLK WP HR S P ERA WHIP | IP WLS BF H R ER SO BB IBB HBP BLK WP HR S P ERA WHIP | IP WLS BF H R ER SO BB IBB HBP BLK WP HR S P ERA WHIP | IP WLS BF H R ER SO BB IBB HBP BLK WP HR S P ERA WHIP |

Chicago Cubs @ Atlanta Braves
Turner Field, Atlanta, GA
Sun Sep 10 2006, 1:05 PM EDT
Att: 28,212 - Partly Cloudy - 81 F

AB 27
R 2
H 5
RBI 2
BB 2
SO 10
LOB 8



| Batter | 1 | 2 | 3 | 4 | 5 | 6 | 7 | 8 | 9 | AB | R | H | RBI | BB | SO | LOB | TOP | | | | | | |
|--|---|---|---|---|---|---|---|---|---|--------------------------------------|-----------------------------------|--------------------------------------|--------------------------------------|---------------------------------|-------------------------------|----------------------------------|---|----------------------------------|------------------------------------|----------------------------------|--------|--|--|
| Juan Pierre, L (1.8) OBP: 0.333, SLG: 0.388 | 0-1 16 F8 1B HR | 1-2 L6 | | 0-1 G4-3 | | 3-1 F7 | | 1-0 F9 | | 5 | 1 | 1 | 0 | 0 | 0 | 3 | Chicago Cubs @ Atlanta Braves Turner Field, Atlanta, GA Mon Sep 11 2006, 7:05 PM EDT Att: 19,444 - Partly Cloudy - 80 F | | | | | | |
| Freddie Bynum, L (1.4) OBP: 0.312, SLG: 0.417 | 1-1 HR | | 4-2 16 BB 25 HR | 4-1 BB | | 4-2 16 BB | | 1-3 K | | 2 | 2 | 1 | 0 | 3 | 1 | 0 | | | | | | | |
| 16 Aramis Ramirez, R (1.5) OBP: 0.344, SLG: 0.538 | 3-2 F8 | | 4-2 25 HR | 3-1 G5-3 | | 3-2 1B | | 0-0 G5-3 | | 4 | 1 | 1 | 1 | 1 | 0 | 4 | | | | | | | |
| 25 Derrek Lee, R (1.3) OBP: 0.378, SLG: 0.491 | 1-3 K | | 0-0 HR | | 0-0 HR | 3-2 K | | | 3-3 K | 5 | 2 | 2 | 4 | 0 | 3 | 4 | | | | | | | |
| Jacque Jones, L (1.9) OBP: 0.327, SLG: 0.493 | 0-1 HR | | 2-2 G3-1 | | 3-2 L7 | | 0-3 K | | 0-3 K | 5 | 1 | 1 | 3 | 0 | 2 | 0 | | | | | | | |
| 29 Angel Pagán, S (1.7) OBP: 0.319, SLG: 0.418 | 1-3 K | | 1-0 G4-3 | | 3-2 L4 | | 4-2 24 BB | | 0-2 G4-3 | 4 | 0 | 0 | 0 | 1 | 1 | 0 | | | | | | | |
| Cesar Izturis, S (1.6) OBP: 0.298, SLG: 0.322 | | 1-1 24 BB G6-4-3 1B | 2-2 G4-3 | | 2-0 F7 | | 2-1 F9 | | | 4 | 0 | 1 | 0 | 0 | 0 | 1 | | | | | | | |
| 24 Henry Blanco, R (1.2) OBP: 0.308, SLG: 0.444 | | 0-0 G6-4-3 | | 2-1 G4-3 53 SH1-4 1B | | 1-1 16 BB | 4-1 BB | | | 3 | 1 | 2 | 0 | 1 | 0 | 1 | | | | | | | |
| 53 Rich Hill, L (1.1) 44 Roberto Novoa, R (6.1) 9 Scott Eyre, L (7.1) 46 Ryan Dempster, R (7.1) 47 Scott Eyre, L (8.1) Bob Howry, L (9.1) | 1-1 1B | | 1-0 SH1-4 | | 1-0 B1 | | 0-0 P3 | | | 2 | 0 | 1 | 0 | 0 | 0 | 1 | | | | | | | |
| Inning Stats | R: 3 E: 0 K: 2 S: 16 | H: 3 LOB: 0 BB: 0 P: 22 | R: 0 E: 0 K: 0 S: 8 | H: 2 LOB: 1 BB: 0 P: 11 | R: 3 E: 0 K: 0 S: 12 | H: 1 LOB: 0 BB: 2 P: 25 | R: 0 E: 0 K: 0 S: 8 | H: 1 LOB: 2 BB: 1 P: 18 | R: 1 E: 0 K: 1 S: 16 | H: 2 LOB: 2 BB: 1 P: 30 | R: 0 E: 0 K: 1 S: 10 | H: 0 LOB: 2 BB: 2 P: 20 | R: 0 E: 0 K: 1 S: 5 | H: 0 LOB: 0 BB: 0 P: 7 | R: 0 E: 0 K: 2 S: 10 | H: 0 LOB: 0 BB: 0 P: 13 | | 1B: 6 2B: 1 3B: 0 HR: 3 | SF: 0 SAC: 1 DP: 1 HBP: 0 | WP: 0 PB: 0 SB: 0 CS: 0 | PA: 42 | | |
| PITCHER | IP WLS BF H R ER SO BB IBB HBP BLK WP HR S P ERA WHIP | IP WLS BF H R ER SO BB IBB HBP BLK WP HR S P ERA WHIP | IP WLS BF H R ER SO BB IBB HBP BLK WP HR S P ERA WHIP | IP WLS BF H R ER SO BB IBB HBP BLK WP HR S P ERA WHIP | IP WLS BF H R ER SO BB IBB HBP BLK WP HR S P ERA WHIP | IP WLS BF H R ER SO BB IBB HBP BLK WP HR S P ERA WHIP | IP WLS BF H R ER SO BB IBB HBP BLK WP HR S P ERA WHIP | IP WLS BF H R ER SO BB IBB HBP BLK WP HR S P ERA WHIP | IP WLS BF H R ER SO BB IBB HBP BLK WP HR S P ERA WHIP | 29 John Smoltz, R (1.1) ERA: 3.98 | Kevin Barry, R (7.1) ERA: 5.31 | 58 Peter Moylan, R (8.1) ERA: 8.0 | 54 Chad Paronto, R (9.1) ERA: 2.9 | | | | | | | | | | |



| Batter | 1 | 2 | 3 | 4 | 5 | 6 | 7 | 8 | 9 | AB | R | H | RBI | BB | SO | LOB | BOTTOM | | | | | | | | | |
|--|---|---|---|---|---|---|---|---|---|-----------------------------------|-------------------------------|----------------------------------|------------------------------|---------------------------------|-------------------------------|----------------------------------|---|----------------------------------|----------------------------------|------------------------------------|----------------------------------|--------|--|--|--|--|
| 24 Martín Prado, R (1.5) OBP: 0.323, SLG: 0.379 | 2-1 F9 | 2-1 F8 | | 3-1 1B | | 0-0 G3 | | | 2-1 L6 | 3 | 0 | 1 | 1 | 0 | 0 | 2 | Chicago Cubs @ Atlanta Braves Turner Field, Atlanta, GA Mon Sep 11 2006, 7:05 PM EDT Att: 19,444 - Partly Cloudy - 80 F | | | | | | | | | |
| Scott Thorman, L (6.1) OBP: 0.281, SLG: 0.450 | | | | 1-2 2-H 1B | | | | | | 1 | 0 | 0 | 0 | 0 | 1 | | | | | | | | | | | |
| 4 Pete Orr, L (7.5) OBP: 0.282, SLG: 0.343 | | | | | | | | | | 1 | 0 | 0 | 0 | 0 | 0 | | | | | | | | | | | |
| Marcus Giles, R (1.4) OBP: 0.350, SLG: 0.403 | 1-2 11 BB E5 | | 2-2 P3 | 0-1 L5 | | | 1-0 11 BB G6-4-3 1B | | 1-2 P3 | 5 | 0 | 1 | 0 | 0 | 0 | 2 | | | | | | | | | | |
| 11 Edgar Renteria, R (1.6) OBP: 0.365, SLG: 0.430 | 1-2 | | 4-2 | | 1-0 F9 | | 0-2 G6-4-3 | | 1-1 | 3 | 0 | 1 | 0 | 1 | 0 | 1 | | | | | | | | | | |
| 58 Peter Moylan, R (8.1) | | | | | | | | | | 0 | 0 | 0 | 0 | 0 | 0 | 0 | | | | | | | | | | |
| 54 Chad Paronto, R (9.1) | | | | | | | | | | 0 | 0 | 0 | 0 | 0 | 0 | 0 | | | | | | | | | | |
| Ryan Langerhans, L (9.1) OBP: 0.347, SLG: 0.382 | 1-2 1B | | | | | | 1-2 | | FC6-4 1B | 1 | 0 | 1 | 0 | 0 | 0 | 0 | | | | | | | | | | |
| Andrew Jones, R (1.8) OBP: 0.358, SLG: 0.506 | 0-2 F9 | | 0-0 F8 | | 3-2 F7 | | 0-3 K | | 0-1 FC6-4 | 5 | 0 | 0 | 0 | 0 | 1 | 4 | | | | | | | | | | |
| 7 Jeff Francoeur, R (1.9) OBP: 0.293, SLG: 0.445 | 0-3 K | | 2-3 K | | 0-3 K | | | 1-0 1B 2B | | 4 | 1 | 1 | 0 | 0 | 3 | 3 | | | | | | | | | | |
| 16 Brian McCann, L (1.2) OBP: 0.389, SLG: 0.550 | | 1-3 K | | 2-2 G4-3 | | 2-2 G3 | | 1-1 1B | | 3 | 0 | 0 | 0 | 0 | 1 | 0 | | | | | | | | | | |
| Kevin Barry, R (7.1) | | | | | | | | | | 0 | 0 | 0 | 0 | 0 | 0 | 0 | | | | | | | | | | |
| Tony Pena Jr., R (8.6) OBP: 0.219, SLG: 0.287 | | | | | | | | 2-H 1B | | 1 | 0 | 1 | 1 | 0 | 0 | 0 | | | | | | | | | | |
| 23 Matt Diaz, R (1.7) OBP: 0.380, SLG: 0.488 | | 2-0 29 BB 1B | | 0-2 E5 | | 1-2 8 BB 2B | | 1-3 K | | 4 | 2 | 2 | 0 | 0 | 1 | 1 | | | | | | | | | | |
| Daryle Ward, L (1.3) OBP: 0.372, SLG: 0.525 | | 2-3 K | | 1-2 F9 | | 0-3 K | | 1-2 F7 | | 4 | 0 | 0 | 0 | 0 | 2 | 4 | | | | | | | | | | |
| 29 John Smoltz, R (1.1) OBP: 0.207, SLG: 0.204 | | 4-1 K | | 2-2 24 BB 1B | | 2-2 K | | 1-2 K | | 0 | 0 | 0 | 0 | 1 | 0 | 0 | | | | | | | | | | |
| Oscar Villarreal, R (4.1) OBP: 0.299, SLG: 0.352 | | | | | | | | | | 0 | 0 | 0 | 0 | 0 | 0 | 0 | | | | | | | | | | |
| Brian Jordan, R (4.1) OBP: 0.299, SLG: 0.352 | | | | | | | | | | 0 | 0 | 0 | 0 | 0 | 0 | 0 | | | | | | | | | | |
| Ken Ray, R (5.1) | | | | | | | | | | 0 | 0 | 0 | 0 | 0 | 0 | 0 | | | | | | | | | | |
| Wayne Franklin, L (6.1) | | | | | | | | | | 0 | 0 | 0 | 0 | 0 | 0 | 0 | | | | | | | | | | |
| 34 Joey Devine, R (8.1) | | | | | | | | | | 0 | 0 | 0 | 0 | 0 | 0 | 0 | | | | | | | | | | |
| 8 Bryan Peña, S (9.1) OBP: 0.258, SLG: 0.254 | | 1-2 BB | | 1-2 1B | | 2-H 1B | | | | 2 | 0 | 1 | 1 | 0 | 1 | 1 | | | | | | | | | | |
| Inning Stats | R: 0 E: 1 K: 1 S: 14 | H: 1 LOB: 2 BB: 0 P: 18 | R: 0 E: 0 K: 2 S: 12 | H: 1 LOB: 1 BB: 1 P: 23 | R: 0 E: 0 K: 1 S: 12 | H: 0 LOB: 1 BB: 1 P: 20 | R: 1 E: 1 K: 0 S: 18 | H: 2 LOB: 2 BB: 0 P: 26 | R: 0 E: 0 K: 1 S: 7 | H: 0 LOB: 0 BB: 0 P: 11 | R: 1 E: 0 K: 1 S: 18 | H: 2 LOB: 1 BB: 0 P: 23 | R: 0 E: 0 K: 1 S: 7 | H: 1 LOB: 0 BB: 0 P: 8 | R: 1 E: 0 K: 2 S: 13 | H: 2 LOB: 1 BB: 0 P: 18 | R: 0 E: 0 K: 0 S: 9 | H: 1 LOB: 1 BB: 0 P: 13 | 1B: 8 2B: 2 3B: 0 HR: 0 | SF: 0 SAC: 0 DP: 1 HBP: 0 | WP: 0 PB: 0 SB: 0 CS: 0 | PA: 40 | | | | |
| PITCHER | IP WLS BF H R ER SO BB IBB HBP BLK WP HR S P ERA WHIP | IP WLS BF H R ER SO BB IBB HBP BLK WP HR S P ERA WHIP | IP WLS BF H R ER SO BB IBB HBP BLK WP HR S P ERA WHIP | IP WLS BF H R ER SO BB IBB HBP BLK WP HR S P ERA WHIP | IP WLS BF H R ER SO BB IBB HBP BLK WP HR S P ERA WHIP | IP WLS BF H R ER SO BB IBB HBP BLK WP HR S P ERA WHIP | IP WLS BF H R ER SO BB IBB HBP BLK WP HR S P ERA WHIP | IP WLS BF H R ER SO BB IBB HBP BLK WP HR S P ERA WHIP | IP WLS BF H R ER SO BB IBB HBP BLK WP HR S P ERA WHIP | 53 Rich Hill, L (1.1) ERA: 4.6 | | | | | | | | | | | | | | | | |



| Batter | 1 | 2 | 3 | 4 | 5 | 6 | 7 | 8 | 9 | AB | R | H | RBI | BB | SO | LOB | TOP | | |
|---|---|----------------------------------|---------------------------------------|----------------------------------|-------------------------------|----------------------------------|------------------------------|---------------------------------|------------------------------|----------------------------------|------------------------------|----------------------------------|-------------------------------|----------------------------------|------------------------------|---------------------------------|--|------------------------------------|-----------------------------------|
| 11 Jimmy Rollins, S OBP: 0.337, SLG: 0.459 | 2-1 6 BB 1B | | 3-2 6 SF8 26 BB 2B 1B | | 1-1 G3 | | | 1-2 E9 8 BB 1B | 1-0 G4-3 | 5 | 2 | 3 | 0 | 0 | 0 | 0 | Philadelphia Phillies @ Atlanta Braves Turner Field, Atlanta, GA Wed Sep 13 2006, 4:35 PM EDT Overcast - 70 F | | |
| 8 Shane Victorino, S OBP: 0.356, SLG: 0.429 | 1-0 L8 | | 0-1 L9 | | 1-0 L7 | | | 2-1 WP E 1B | | 4 | 1 | 1 | 1 | 0 | 0 | 3 | | | |
| 26 Chase Utley, L OBP: 0.373, SLG: 0.522 | 0-1 F8 | | 4-1 2B BB | | 2-2 G4-3 | | | 0-3 K | | 3 | 1 | 0 | 0 | 1 | 1 | 2 | | | |
| 6 Ryan Howard, L OBP: 0.412, SLG: 0.679 | 4-2 BB | | 3-2 SF8 | | | 0-3 K | | 3-3 K | | 2 | 0 | 0 | 1 | 1 | 2 | 1 | | | |
| Jeff Conine, R OBP: 0.330, SLG: 0.411 | 1-1 G3 | | 2-0 2B | | 2-0 F8 | | | 1-2 WP E 1B | | 4 | 1 | 2 | 2 | 0 | 0 | 2 | | | |
| 9 Michael Bourn, L (9, 9) | | | 1-H 3-H 2B | | 2-2 F7 | | | 2-2 E7 1-H 2-H | | 0 | 0 | 0 | 0 | 0 | 0 | 0 | | | |
| David Dellucci, L OBP: 0.370, SLG: 0.547 | | 3-2 F8 | 3-1 G4-3 | | | | | | | 4 | 0 | 0 | 0 | 0 | 0 | 1 | | | |
| 29 Chris Roberson, S OBP: 0.211, SLG: 0.263 | | | | | | | | | | 0 | 0 | 0 | 0 | 0 | 0 | 0 | | | |
| 27 Chris Coste, R OBP: 0.355, SLG: 0.490 | | 2-2 F9 | | | 1-2 G5-3 | | | 2-2 G5-3 | | 4 | 0 | 0 | 0 | 0 | 0 | 1 | | | |
| Abraham Nunez, S OBP: 0.263, SLG: 0.244 | | 0-1 G6-3 | | | 1-0 F7 | | | | 0-0 P6 | 4 | 0 | 0 | 0 | 0 | 0 | 0 | | | |
| Randy Wolf, L Joe Thurston, L 58 Eude Brito, L 4 Danny Sandoval, S Rick White, R Aaron Fultz, L Randal Simon, L 45 Tom Gordon, R | | | 2-2 26 BB 11 BB 6 SF8 HBP | | 0-1 G1-3 | | | 3-1 P6 | 2-1 F7 | 0 | 0 | 0 | 0 | 0 | 0 | 0 | | | |
| Inning Stats | R: 0 E: 0 K: 0 S: 11 | H: 1 LOB: 2 BB: 1 P: 19 | R: 0 E: 0 K: 0 S: 10 | H: 0 LOB: 0 BB: 0 P: 15 | R: 3 E: 0 K: 0 S: 16 | H: 2 LOB: 1 BB: 1 P: 33 | R: 0 E: 0 K: 0 S: 7 | H: 0 LOB: 0 BB: 0 P: 9 | R: 0 E: 0 K: 1 S: 8 | H: 0 LOB: 0 BB: 0 P: 12 | R: 0 E: 0 K: 1 S: 9 | H: 0 LOB: 0 BB: 0 P: 17 | R: 3 E: 2 K: 2 S: 16 | H: 3 LOB: 1 BB: 0 P: 26 | R: 0 E: 0 K: 0 S: 4 | H: 0 LOB: 0 BB: 0 P: 7 | 1B: 5 2B: 1 3B: 0 HR: 0 | SF: 1 SAC: 0 DP: 0 HBP: 1 | WP: 1 PA: 37 SB: 0 CS: 0 |
| PITCHER | IP WLS BF H R ER SO BB IBB HBP BLK WP HR S P ERA WHIP | | | | | | | | | | | | | | | | | | |
| 26 Kyle Davies, R ERA: 7.69 | (1, 1) 2.2 14 3 3 3 0 2 0 1 0 0 0 35 62 10.12 1.875 | | | | | | | | | | | | | | | | | | |
| Oscar Villarreal, R ERA: 3.98 | (3, 1) 3.1 10 0 0 0 1 0 0 0 0 0 0 24 37 0.00 0.000 | | | | | | | | | | | | | | | | | | |
| Tyler Yates, R ERA: 3.93 | (7, 1) 1.0 H 3 0 0 0 0 0 0 0 0 0 0 9 17 0.00 0.000 | | | | | | | | | | | | | | | | | | |
| 49 Macay McBride, L ERA: 3.56 | (8, 1) 0.2 H 4 2 2 1 2 0 0 0 0 0 0 11 17 13.50 3.000 | | | | | | | | | | | | | | | | | | |
| 54 Chad Paronto, R ERA: 2.82 | (8, 1) 1.1 L 6 1 1 0 0 0 0 0 0 0 1 0 9 16 0.00 0.750 | | | | | | | | | | | | | | | | | | |

| Batter | 1 | 2 | 3 | 4 | 5 | 6 | 7 | 8 | 9 | AB | R | H | RBI | BB | SO | LOB | BOTTOM | | |
|---|---|----------------------------------|-------------------------------|----------------------------------|-------------------------------|----------------------------------|------------------------------|----------------------------------|------------------------------|---------------------------------|------------------------------|---------------------------------|-------------------------------|----------------------------------|------------------------------|----------------------------------|--|------------------------------------|--|
| 14 Willy Aybar, S OBP: 0.345, SLG: 0.368 | 1-1 11 BB 2B 1B | 1-0 G4-3 11 BB 2B | | 1-0 F8 | | 1-0 G6-3 | | | 2-3 K | 5 | 2 | 2 | 0 | 0 | 1 | 0 | Philadelphia Phillies @ Atlanta Braves Turner Field, Atlanta, GA Wed Sep 13 2006, 4:35 PM EDT Overcast - 70 F | | |
| Marcus Giles, R OBP: 0.348, SLG: 0.400 | 1-1 F9 | 0-0 G4-3 | | 4-2 11 BB G4-3 BB | | 0-1 F9 | | 1-3 K | 4 | 0 | 0 | 0 | 1 | 1 | 2 | | | | |
| 11 Edgar Renteria, R OBP: 0.366, SLG: 0.433 | 1-2 23 FC5-4 1B | 1-0 2B | | 0-0 G4-3 | | 0-1 L4 | | | 4 | 1 | 2 | 1 | 0 | 0 | 1 | | | | |
| Andrew Jones, R OBP: 0.359, SLG: 0.507 | 2-2 23 E 2B | 0-0 P2 | | 4-0 IBB | | 2-3 K | | | 3 | 1 | 1 | 1 | 1 | 1 | 1 | | | | |
| 7 Jeff Francoeur, R OBP: 0.293, SLG: 0.443 | 4-2 23 FC5-4 BB | 0-3 K | | 1-1 G5-3 | | 1-0 G6-3 | | | 3 | 0 | 0 | 0 | 1 | 1 | 3 | | | | |
| 23 Matt Diaz, R OBP: 0.374, SLG: 0.480 | 3-2 FC5-4 S | | 2-2 F7 | | 0-0 F7 | | 2-2 L4 | | 4 | 0 | 0 | 1 | 0 | 0 | 1 | | | | |
| Todd Pratt, R OBP: 0.262, SLG: 0.318 | 4-1 BB | | 4-2 BB | | 1-0 G5-3 | | 3-3 K | | 1 | 0 | 0 | 0 | 2 | 0 | 0 | | | | |
| 8 Brayan Peña, S OBP: 0.314, SLG: 0.412 | 1-2 BB | | 0-1 BB | | | | 2-1 P3 | | 1 | 0 | 0 | 0 | 0 | 0 | 0 | | | | |
| Scott Thorman, L OBP: 0.274, SLG: 0.438 | 0-0 G4-3 | | 0-1 F9 | | 3-3 K | | | | 3 | 0 | 0 | 0 | 0 | 1 | 3 | | | | |
| 24 Martin Prado, R OBP: 0.313, SLG: 0.387 | | | | | | | | | 1 | 0 | 0 | 0 | 0 | 0 | 0 | | | | |
| Daryle Ward, L OBP: 0.372, SLG: 0.525 | | | | | | | | | 0 | 0 | 0 | 0 | 0 | 0 | 0 | | | | |
| 26 Kyle Davies, R Oscar Villarreal, R Brian Jordan, R Tyler Yates, R 49 Macay McBride, L 54 Chad Paronto, R Adam LaRoche, L | | 3-2 HR | 0-3 K | | 0-1 F8 | | | 2-2 G3-1 | 1 | 1 | 1 | 1 | 0 | 0 | 0 | | | | |
| Inning Stats | R: 3 E: 1 K: 0 S: 19 | H: 3 LOB: 2 BB: 2 P: 36 | R: 2 E: 0 K: 1 S: 11 | H: 3 LOB: 1 BB: 0 P: 16 | R: 0 E: 0 K: 1 S: 15 | H: 0 LOB: 1 BB: 1 P: 21 | R: 0 E: 0 K: 0 S: 7 | H: 0 LOB: 2 BB: 2 P: 17 | R: 0 E: 0 K: 1 S: 5 | H: 0 LOB: 0 BB: 0 P: 9 | R: 0 E: 0 K: 0 S: 6 | H: 0 LOB: 0 BB: 0 P: 9 | R: 0 E: 0 K: 1 S: 10 | H: 0 LOB: 0 BB: 0 P: 17 | R: 0 E: 0 K: 2 S: 8 | H: 0 LOB: 0 BB: 0 P: 14 | 1B: 2 2B: 3 3B: 0 HR: 1 | SF: 0 SAC: 0 DP: 0 HBP: 0 | WP: 0 PA: 38 PB: 0 SB: 1 CS: 0 |
| PITCHER | IP WLS BF H R ER SO BB IBB HBP BLK WP HR S P ERA WHIP | | | | | | | | | | | | | | | | | | |
| Randy Wolf, L ERA: 5.56 | (1, 1) 2.0 14 6 5 4 1 2 0 0 0 0 0 30 52 18.00 4.000 | | | | | | | | | | | | | | | | | | |
| 58 Eude Brito, L ERA: 6.49 | (3, 1) 4.0 15 0 0 0 2 2 1 0 0 0 0 32 53 0.00 0.500 | | | | | | | | | | | | | | | | | | |
| Rick White, R ERA: 5.37 | (7, 1) 1.2 W 5 0 0 0 2 0 0 0 0 0 0 14 22 0.00 0.000 | | | | | | | | | | | | | | | | | | |
| Aaron Fultz, L ERA: 4.88 | (8, 1) 0.1 H 1 0 0 0 0 0 0 0 0 0 0 2 4 0.00 0.000 | | | | | | | | | | | | | | | | | | |
| 45 Tom Gordon, R ERA: 3.27 | (9, 1) 0.1 S 3 0 0 0 2 0 0 0 0 0 0 0 8 14 0.00 0.000 | | | | | | | | | | | | | | | | | | |

AB 33
R 6
H 6
RBI 4
BB 2
SO 3
LOB 10



AB 33
R 5
H 6
RBI 4
BB 5
SO 7
LOB 12




| Batter | 1 | 2 | 3 | 4 | 5 | 6 | 7 | 8 | 9 | AB | R | H | RBI | BB | SO | LOB | TOP | | | | | |
|--|-------------------------------|----------------------------------|-------------------------------|----------------------------------|-------------------------------|----------------------------------|------------------------------|----------------------------------|--------------------------------|----------------------------------|------------------------------|----------------------------------|------------------------------|---------------------------------|------------------------------|----------------------------------|--|----------------------------------|----------------------------------|------------------------------------|----------------------------------|--------|
| 11 Jimmy Rollins, S OBP: 0.339, SLG: 0.463 | 4-2 8 G3 1B BB | 1 SAFE 0-0 1-H HR | | 1-2 G3 | | 4-1 6 L4-6 8 1B BB | | 2-3 K | | 3 | 1 | 2 | 2 | 1 | 1 | | Philadelphia Phillies @ Atlanta Braves Turner Field, Atlanta, GA Wed Sep 13 2006, 4:40 PM EDT Att: 22,239 - Cloudy - 66 F | | | | | |
| 8 Shane Victorino, S OBP: 0.357, SLG: 0.427 | 1 SAFE 0-1 G3 | 4-1 26 S BB | | 1-2 F7 | | 0-0 1B | | 0-3 K | | 4 | 0 | 1 | 0 | 1 | 1 | 2 | | | | | | |
| 26 Chase Utley, L OBP: 0.372, SLG: 0.520 | 0-0 1B 2-H | 1 SAFE 2-2 F8 | | 0-3 K | | 2-3 K | | | 2-3 K | 5 | 0 | 1 | 0 | 0 | 3 | 3 | | | | | | |
| 6 Ryan Howard, L OBP: 0.413, SLG: 0.680 | 4-0 1B IBB | | 3-2 G4-3 | | 2-0 51 1B G1-3 1B | 0-1 L4-6 | | | 3-1 WP 1B 2B | 4 | 2 | 2 | 0 | 1 | 0 | 2 | | | | | | |
| Jeff Conine, R OBP: 0.331, SLG: 0.409 | 0-0 1-2 2-3 1B | | 0-0 F9 | | 3-1 G1-3 | | 0-1 L7 | | 4-0 WP 1B IBB | 4 | 1 | 1 | 0 | 1 | 0 | 1 | | | | | | |
| 63 Ryan Madson, L OBP: 0.206, SLG: 0.212 | | | | | | | | | | 0 | 0 | 0 | 0 | 0 | 0 | 0 | | | | | | |
| David Dellucci, L OBP: 0.386, SLG: 0.542 | 1-2 K | | 3-2 51 HR 1B | | 3-3 K | | 2-2 F7 | | 1-3 K | 4 | 1 | 1 | 0 | 0 | 2 | 4 | | | | | | |
| Pat Burrell, R OBP: 0.375, SLG: 0.485 | | | | | | | | | 2-2 K | 0 | 0 | 0 | 0 | 0 | 0 | 0 | | | | | | |
| Randall Simon, L OBP: 0.364, SLG: 0.300 | | | | | | | | | 1-2 2-3 | 1 | 0 | 0 | 0 | 0 | 1 | 2 | | | | | | |
| 29 Chris Roberson, S OBP: 0.211, SLG: 0.263 | | | | | | | | | | 0 | 0 | 0 | 0 | 0 | 0 | 0 | | | | | | |
| 51 Carlos Ruiz, R OBP: 0.281, SLG: 0.424 | | 1-2 K | 0-0 1-H HR | | 1-2 2-H 1B | | | | 4-2 1B BB | 4 | 1 | 2 | 3 | 1 | 1 | 0 | | | | | | |
| Abraham Nunez, S OBP: 0.275, SLG: 0.253 | | 0-0 11 HR 1B | 1-0 1B | | 4-0 IBB | | | | 3-2 1-3 2-H 3-H 1B | 3 | 1 | 3 | 2 | 2 | 0 | 0 | | | | | | |
| 21 Jon Lieber, L OBP: 0.154, SLG: 0.083 | 0-3 K | | 1-3 K | | 0-2 G4-3 | | | | 3-3 K | 3 | 0 | 0 | 0 | 0 | 2 | 4 | | | | | | |
| Aaron Fultz, L OBP: 0.400, SLG: 0.500 | | | | | | | | | 1-0 SH3-4 BB | 0 | 0 | 0 | 0 | 0 | 0 | 0 | | | | | | |
| 9 Michael Bourn, L OBP: 0.211, SLG: 0.263 | | | | | | | | | 1-2 K | 1 | 0 | 0 | 0 | 0 | 1 | 2 | | | | | | |
| Inning Stats | R: 0 E: 0 K: 1 S: 11 | H: 2 LOB: 3 BB: 2 P: 20 | R: 2 E: 0 K: 2 S: 12 | H: 2 LOB: 1 BB: 1 P: 19 | R: 2 E: 0 K: 1 S: 12 | H: 3 LOB: 1 BB: 0 P: 20 | R: 0 E: 0 K: 1 S: 9 | H: 0 LOB: 0 BB: 0 P: 11 | R: 1 E: 0 K: 1 S: 12 | H: 2 LOB: 2 BB: 1 P: 25 | R: 0 E: 0 K: 1 S: 7 | H: 1 LOB: 1 BB: 1 P: 13 | R: 0 E: 0 K: 0 S: 6 | H: 0 LOB: 0 BB: 0 P: 8 | R: 0 E: 0 K: 2 S: 9 | H: 0 LOB: 1 BB: 1 P: 16 | R: 2 E: 0 K: 3 S: 17 | H: 2 LOB: 2 BB: 2 P: 37 | 1B: 9 2B: 2 3B: 0 HR: 2 | SF: 0 SAC: 1 DP: 1 HBP: 0 | WP: 1 PB: 0 SB: 1 CS: 0 | PA: 45 |
| PITCHER | IP WLS BF ERA | H R ER SO | BB IBB HBP BLK | WP HR S P | ERA WHIP | | | | | | | | | | | ERA WHIP | | | | | | |
| 15 Tim Hudson, R ERA: 4.95 | 5.0 L 27 | 9 5 5 6 | 2 2 0 0 | 0 2 56 95 | 9.00 2.200 | | | | | | | | | | | 0.00 3.000 | | | | | | |
| 49 Macay McBride, L ERA: 3.49 | 1.0 4 1 0 | 0 0 0 1 | 1 0 0 0 | 0 0 7 13 | 0.00 2.000 | | | | | | | | | | | | | | | | | |
| 54 Chad Paronto, R ERA: 2.77 | 1.0 3 0 0 | 0 0 0 1 | 0 0 0 0 | 0 0 6 8 | 0.00 0.000 | | | | | | | | | | | | | | | | | |
| Kevin Barry, R ERA: 5.06 | 1.0 4 0 0 | 0 0 0 2 | 1 0 0 0 | 0 0 9 16 | 0.00 1.000 | | | | | | | | | | | | | | | | | |
| Wayne Franklin, L ERA: 10.13 | 0.1 3 1 2 | 2 2 1 1 | 0 1 0 0 | 0 0 6 15 | 54.00 3.000 | | | | | | | | | | | | | | | | | |

| | |
|-----|----|
| AB | 36 |
| R | 7 |
| H | 12 |
| RBI | 7 |
| BB | 8 |
| SO | 12 |
| LOB | 21 |



| Batter | 1 | 2 | 3 | 4 | 5 | 6 | 7 | 8 | 9 | AB | R | H | RBI | BB | SO | LOB | BOTTOM | | | | | |
|--|------------------------------|----------------------------------|------------------------------|----------------------------------|------------------------------|----------------------------------|------------------------------|----------------------------------|------------------------------|----------------------------------|------------------------------|----------------------------------|------------------------------|----------------------------------|-------------------------------|----------------------------------|--|----------------------------------|----------------------------------|------------------------------------|----------------------------------|--------|
| Marcus Giles, R OBP: 0.346, SLG: 0.397 | 0-2 G6-3 | | 0-0 G5-3 | | 0-0 F9 | | | 2-2 F7 | | 4 | 0 | 0 | 0 | 0 | 0 | 1 | Philadelphia Phillies @ Atlanta Braves Turner Field, Atlanta, GA Wed Sep 13 2006, 4:40 PM EDT Att: 22,239 - Cloudy - 66 F | | | | | |
| 11 Edgar Renteria, R OBP: 0.385, SLG: 0.431 | 0-0 F9 | | | 0-1 F9 | 3-2 G5-3 | | | 0-0 FC4-6 1B | | 4 | 0 | 1 | 0 | 0 | 0 | 1 | | | | | | |
| Adam LaRoche, L OBP: 0.367, SLG: 0.596 | 2-2 HR | | | 0-0 16 1B 1B | | 1-1 L8 | | 3-2 FC4-6 1-2 K | | 4 | 1 | 2 | 1 | 0 | 0 | 1 | | | | | | |
| Andruw Jones, R OBP: 0.358, SLG: 0.505 | 0-0 P4 | | | 1-0 16 1B 1B | 1-2 1B | | | 3-3 K | | 4 | 0 | 1 | 0 | 0 | 1 | 1 | | | | | | |
| 16 Brian McCann, L OBP: 0.392, SLG: 0.560 | | 0-1 G3-6-3 1B | | 1-1 1B | 1-2 2-3 1B | | | 0-0 HR | | 4 | 1 | 3 | 1 | 0 | 0 | 0 | | | | | | |
| 7 Jeff Francoeur, R OBP: 0.293, SLG: 0.441 | | | | 0-1 F5 | | 0-2 F8 | | | 1-2 1B | 4 | 0 | 1 | 0 | 0 | 1 | 4 | | | | | | |
| Ryan Langerhans, L OBP: 0.343, SLG: 0.377 | | | | 0-0 F7 | | | | | 2-3 K | 4 | 0 | 0 | 0 | 0 | 2 | 5 | | | | | | |
| 14 Willy Aybar, S OBP: 0.343, SLG: 0.365 | | | 2-1 G4-3 | | 1-1 FC6-4 1B | | | | 1-3 K | 4 | 0 | 1 | 0 | 0 | 1 | 1 | | | | | | |
| 15 Tim Hudson, R ERA: 4.87 | 7.1 W 29 | 2 2 2 2 | 0 0 0 0 | 0 2 60 88 | 2.46 1.091 | | | | | | | | | | | | | | | | | |
| 4 Pedro Ciriaco, L ERA: 4.86 | 0.1 H 1 | 0 0 0 0 | 0 0 0 0 | 0 0 3 6 | 0.00 0.000 | | | | | | | | | | | | | | | | | |
| 49 Macay McBride, L ERA: 3.49 | 0.1 H 1 | 0 0 0 1 | 0 0 0 0 | 0 0 4 7 | 0.00 0.000 | | | | | | | | | | | | | | | | | |
| 54 Chad Paronto, R ERA: 2.95 | 1.0 4 1 0 | 0 0 0 2 | 0 0 0 0 | 0 0 11 17 | 0.00 1.000 | | | | | | | | | | | | | | | | | |
| Scott Thorman, L ERA: 2.95 | | | | | | | | | | | | | | | | | | | | | | |
| Kevin Barry, R ERA: 5.06 | | | | | | | | | | | | | | | | | | | | | | |
| Wayne Franklin, L ERA: 10.13 | | | | | | | | | | | | | | | | | | | | | | |
| 34 Joey Devine, R ERA: 13.5 | | | | | | | | | | | | | | | | | | | | | | |
| Inning Stats | R: 1 E: 0 K: 0 S: 9 | H: 1 LOB: 0 BB: 0 P: 11 | R: 0 E: 0 K: 1 S: 7 | H: 1 LOB: 0 BB: 0 P: 12 | R: 0 E: 0 K: 0 S: 8 | H: 0 LOB: 0 BB: 0 P: 13 | R: 0 E: 0 K: 0 S: 9 | H: 3 LOB: 3 BB: 0 P: 11 | R: 0 E: 0 K: 0 S: 7 | H: 1 LOB: 1 BB: 0 P: 13 | R: 1 E: 0 K: 0 S: 9 | H: 1 LOB: 0 BB: 0 P: 11 | R: 0 E: 0 K: 1 S: 7 | H: 0 LOB: 0 BB: 0 P: 11 | R: 0 E: 0 K: 1 S: 11 | H: 1 LOB: 1 BB: 0 P: 19 | R: 0 E: 0 K: 2 S: 11 | H: 1 LOB: 1 BB: 0 P: 17 | 1B: 7 2B: 0 3B: 0 HR: 2 | SF: 0 SAC: 0 DP: 1 HBP: 0 | WP: 0 PB: 0 SB: 0 CS: 0 | PA: 35 |
| PITCHER | IP WLS BF ERA | H R ER SO | BB IBB HBP BLK | WP HR S P | ERA WHIP | | | | | | | | | | | ERA WHIP | | | | | | |
| 21 Jon Lieber, R ERA: 4.87 | 7.1 W 29 | 2 2 2 2 | 0 0 0 0 | 0 2 60 88 | 2.46 1.091 | | | | | | | | | | | | | | | | | |
| Aaron Fultz, L ERA: 4.86 | 0.1 H 1 | 0 0 0 0 | 0 0 0 0 | 0 0 3 6 | 0.00 0.000 | | | | | | | | | | | | | | | | | |
| Geoff Geary, R ERA: 2.95 | 0.1 H 1 | 0 0 0 1 | 0 0 0 0 | 0 0 4 7 | 0.00 0.000 | | | | | | | | | | | | | | | | | |
| 63 Ryan Madson, R ERA: 5.83 | 1.0 4 1 0 | 0 0 0 2 | 0 0 0 0 | 0 0 11 17 | 0.00 1.000 | | | | | | | | | | | | | | | | | |



| Batter | 1 | 2 | 3 | 4 | 5 | 6 | 7 | 8 | 9 | AB | R | H | RBI | BB | SO | LOB | TOP | | | |
|--|---|----------------------------------|-------------------------------|----------------------------------|------------------------------|----------------------------------|------------------------------|----------------------------------|-------------------------------|----------------------------------|-------------------------------|----------------------------------|-------------------------------|----------------------------------|-------------------------------|----------------------------------|---|------------------------------------|----------------------------------|--------|
| 11 Jimmy Rollins, S OBP: 0.338, SLG: 0.461 | | | | | | | | | | 5 | 0 | 1 | 0 | 0 | 0 | 4 | Philadelphia Phillies @ Atlanta Braves Turner Field, Atlanta, GA Thu Sep 14 2006, 7:35 PM EDT Att. 19,346 - Clear - 74 F | | | |
| 8 Shane Victorino, S OBP: 0.355, SLG: 0.424 | | | | | | | | | 5 | 0 | 1 | 0 | 0 | 1 | 4 | | | | | |
| 26 Chase Utley, L OBP: 0.372, SLG: 0.522 | | | | | | | | | 5 | 1 | 2 | 0 | 0 | 1 | 2 | | | | | |
| 6 Ryan Howard, L OBP: 0.412, SLG: 0.676 | | | | | | | | | | 3 | 0 | 0 | 0 | 1 | 3 | | | | | |
| Jeff Conine, R OBP: 0.330, SLG: 0.408 | | | | | | | | | 4 | 0 | 1 | 1 | 0 | 0 | 3 | | | | | |
| Pat Burrell, R OBP: 0.376, SLG: 0.486 | | | | | | | | | 4 | 0 | 2 | 0 | 0 | 0 | 2 | | | | | |
| 27 Chris Coste, R OBP: 0.353, SLG: 0.484 | | | | | | | | | 4 | 0 | 1 | 0 | 0 | 0 | 3 | | | | | |
| José Hernández, R OBP: 0.319, SLG: 0.345 | | | | | | | | 3 | 0 | 0 | 0 | 0 | 2 | 3 | | | | | | |
| Randall Simon, L OBP: 0.333, SLG: 0.273 | | | | | | | | 1 | 0 | 0 | 0 | 0 | 0 | 0 | | | | | | |
| Jamie Moyer, L OBP: 0.067, SLG: 0.067 | | | | | | | | | 2 | 0 | 0 | 0 | 0 | 1 | 1 | | | | | |
| 51 Carlos Ruiz, R OBP: 0.292, SLG: 0.424 | | | | | | | | | 0 | 0 | 0 | 0 | 1 | 0 | 0 | | | | | |
| 40 Matt Smith, L OBP: 0.206, SLG: 0.212 | | | | | | | | | 0 | 0 | 0 | 0 | 0 | 0 | 0 | | | | | |
| 63 Ryan Madson, L OBP: 0.206, SLG: 0.212 | | | | | | | | | 0 | 0 | 0 | 0 | 0 | 0 | 0 | | | | | |
| David Dellucci, L OBP: 0.370, SLG: 0.544 | | | | | | | | | 1 | 0 | 1 | 0 | 0 | 0 | 0 | | | | | |
| Inning Stats | R: 0 E: 0 K: 2 S: 14 | H: 2 LOB: 2 BB: 0 P: 21 | R: 0 E: 0 K: 1 S: 13 | H: 1 LOB: 1 BB: 0 P: 22 | R: 0 E: 0 K: 0 S: 7 | H: 0 LOB: 0 BB: 0 P: 11 | R: 0 E: 1 K: 1 S: 9 | H: 0 LOB: 1 BB: 0 P: 12 | R: 0 E: 0 K: 1 S: 12 | H: 0 LOB: 0 BB: 1 P: 19 | R: 0 E: 0 K: 1 S: 13 | H: 2 LOB: 3 BB: 1 P: 20 | R: 1 E: 0 K: 1 S: 11 | H: 2 LOB: 1 BB: 0 P: 19 | R: 0 E: 0 K: 0 S: 14 | H: 2 LOB: 2 BB: 0 P: 21 | 1B: 8 2B: 0 3B: 1 HR: 0 | SF: 0 SAC: 0 DP: 0 HBP: 0 | WP: 1 PB: 0 SB: 0 CS: 0 | PA: 39 |
| PITCHER | IP WLS BF H R ER SO BB IBB HBP BLK WP HR S P ERA WHIP | | | | | | | | | | | | | | | | | | | |
| 36 Chuck James, L ERA: 3.33 | 7.0 W 29 5 0 0 7 2 0 0 0 0 0 0 0 0 0 0 0.00 1.000 | | | | | | | | | | | | | | | | | | | |
| 49 Macay McBride, L ERA: 3.65 | 0.1 2 1 1 1 1 0 0 0 0 0 0 0 4 8 27.00 3.000 | | | | | | | | | | | | | | | | | | | |
| Tyler Yates, R ERA: 3.77 | 0.2 3 1 0 0 0 0 0 0 0 0 1 0 7 11 0.00 1.500 | | | | | | | | | | | | | | | | | | | |
| 28 Bob Wickman, R ERA: 2.96 | 1.0 S 5 2 0 0 0 0 0 0 0 0 0 0 14 21 0.00 2.000 | | | | | | | | | | | | | | | | | | | |

| | |
|-----|----|
| AB | 37 |
| R | 1 |
| H | 9 |
| RBI | 1 |
| BB | 2 |
| SO | 8 |
| LOB | 25 |



| Batter | 1 | 2 | 3 | 4 | 5 | 6 | 7 | 8 | 9 | AB | R | H | RBI | BB | SO | LOB | BOTTOM | | | |
|--|---|---------------------------------|-------------------------------|----------------------------------|------------------------------|----------------------------------|------------------------------|----------------------------------|-------------------------------|----------------------------------|------------------------------|---------------------------------|------------------------------|----------------------------------|------------------------------|---------------------------------|---|------------------------------------|----------------------------------|--------|
| Marcus Giles, R OBP: 0.343, SLG: 0.394 | | | | | | | | | | 4 | 0 | 0 | 0 | 0 | 0 | 3 | Philadelphia Phillies @ Atlanta Braves Turner Field, Atlanta, GA Thu Sep 14 2006, 7:35 PM EDT Att. 19,346 - Clear - 74 F | | | |
| 11 Edgar Renteria, R OBP: 0.385, SLG: 0.430 | | | | | | | | | | 4 | 0 | 1 | 0 | 0 | 0 | | | | | |
| Adam LaRoche, L OBP: 0.365, SLG: 0.590 | | | | | | | | | | 4 | 0 | 0 | 0 | 0 | 1 | | | | | |
| Andrew Jones, R OBP: 0.357, SLG: 0.509 | | | | | | | | | | 4 | 1 | 1 | 1 | 0 | 0 | | | | | |
| 7 Jeff Francoeur, R OBP: 0.293, SLG: 0.441 | | | | | | | | | | 3 | 1 | 1 | 0 | 0 | 2 | | | | | |
| 16 Brian McCann, L OBP: 0.394, SLG: 0.562 | | | | | | | | | | 2 | 0 | 1 | 0 | 1 | 1 | | | | | |
| 23 Matt Diaz, R OBP: 0.374, SLG: 0.479 | | | | | | | | | | 3 | 1 | 1 | 0 | 0 | 2 | | | | | |
| 49 Macay McBride, L OBP: 0.283, SLG: 0.356 | | | | | | | | | | 0 | 0 | 0 | 0 | 0 | 0 | | | | | |
| Tyler Yates, R OBP: 0.343, SLG: 0.377 | | | | | | | | | | 0 | 0 | 0 | 0 | 0 | 0 | | | | | |
| 24 Martin Prado, R OBP: 0.343, SLG: 0.469 | | | | | | | | | | 2 | 1 | 1 | 3 | 1 | 1 | | | | | |
| 36 Chuck James, L OBP: 0.065, SLG: 0.033 | | | | | | | | | | 2 | 0 | 0 | 0 | 0 | 0 | | | | | |
| Brian Jordan, R OBP: 0.283, SLG: 0.356 | | | | | | | | | | 1 | 0 | 1 | 0 | 0 | 0 | | | | | |
| Ryan Langerhans, L OBP: 0.343, SLG: 0.377 | | | | | | | | | | 0 | 0 | 0 | 0 | 0 | 0 | | | | | |
| Inning Stats | R: 0 E: 0 K: 0 S: 5 | H: 0 LOB: 0 BB: 0 P: 8 | R: 0 E: 0 K: 0 S: 13 | H: 1 LOB: 1 BB: 0 P: 19 | R: 0 E: 0 K: 1 S: 7 | H: 0 LOB: 0 BB: 0 P: 10 | R: 0 E: 0 K: 0 S: 6 | H: 0 LOB: 0 BB: 0 P: 13 | R: 3 E: 1 K: 1 S: 10 | H: 3 LOB: 0 BB: 0 P: 12 | R: 1 E: 0 K: 0 S: 5 | H: 1 LOB: 0 BB: 0 P: 9 | R: 0 E: 0 K: 0 S: 8 | H: 1 LOB: 2 BB: 2 P: 22 | R: 0 E: 0 K: 0 S: 5 | H: 1 LOB: 0 BB: 0 P: 7 | 1B: 4 2B: 1 3B: 0 HR: 2 | SF: 0 SAC: 0 DP: 3 HBP: 0 | WP: 0 PB: 0 SB: 0 CS: 0 | PA: 31 |
| PITCHER | IP WLS BF H R ER SO BB IBB HBP BLK WP HR S P ERA WHIP | | | | | | | | | | | | | | | | | | | |
| Jamie Moyer, L ERA: 4.38 | 6.0 L 23 5 4 4 2 0 0 0 0 0 0 0 2 46 71 6.00 0.833 | | | | | | | | | | | | | | | | | | | |
| 40 Matt Smith, L ERA: 5.79 | 1.0 5 1 0 0 0 2 0 0 0 0 0 0 8 22 0.00 3.000 | | | | | | | | | | | | | | | | | | | |
| 63 Ryan Madson, R ERA: 5.79 | 1.0 3 1 0 0 0 0 0 0 0 0 0 0 5 7 0.00 1.000 | | | | | | | | | | | | | | | | | | | |

| | |
|-----|----|
| AB | 29 |
| R | 4 |
| H | 7 |
| RBI | 4 |
| BB | 2 |
| SO | 2 |
| LOB | 8 |



| Batter | 1 | 2 | 3 | 4 | 5 | 6 | 7 | 8 | 9 | AB | R | H | RBI | BB | SO | LOB | TOP | | | | | | | | | | |
|---|-------------------------------|----------------------------------|-------------------------------|----------------------------------|------------------------------|----------------------------------|------------------------------|----------------------------------|-------------------------------|----------------------------------|------------------------------|---------------------------------|------------------------------|----------------------------------|------------------------------|---------------------------------|----------------------------------|------------------------------------|-------------------------|--------|--|--|--|--|--|--|--|
| 2 Hanley Ramirez, R OBP: 0.355, SLG: 0.462 | P6 | G1-3 | | | 1B | | | | G4-3 | 5 | 1 | 2 | 0 | 0 | 0 | 2 | | | | | | | | | | | |
| 6 Dan Uggla, R OBP: 0.351, SLG: 0.502 | G5-3 1B | | 1B | | F8 | | G6-3 | | K | 5 | 0 | 2 | 0 | 0 | 1 | 2 | | | | | | | | | | | |
| Miguel Cabrera, R OBP: 0.431, SLG: 0.580 | G5-3 | | K | | E6 14 BB | | | | | 3 | 0 | 0 | 0 | 1 | 1 | 2 | | | | | | | | | | | |
| 14 Josh Willingham, R OBP: 0.363, SLG: 0.511 | | | K | | | | | | | 2 | 0 | 0 | 0 | 2 | 1 | 3 | | | | | | | | | | | |
| 17 Mike Jacobs, L OBP: 0.319, SLG: 0.473 | K | | G1-3 | | G1-3 | | | | G3 | 4 | 0 | 0 | 0 | 0 | 1 | 5 | | | | | | | | | | | |
| 12 Cody Ross, R OBP: 0.317, SLG: 0.475 | | 2B | | G6-3 | | | | | 1B | 4 | 0 | 2 | 0 | 0 | 1 | 0 | | | | | | | | | | | |
| 4 Alfredo Amezaga, S OBP: 0.337, SLG: 0.347 | | 1B | | G5-3 | | | | | 1B | 4 | 0 | 2 | 0 | 0 | 0 | 0 | | | | | | | | | | | |
| Miguel Olivo, R OBP: 0.285, SLG: 0.429 | | 1B | | G1-3 | | | | | 1B | 3 | 0 | 0 | 0 | 0 | 2 | 2 | | | | | | | | | | | |
| Wes Helms, R OBP: 0.365, SLG: 0.522 | K | | | | | | | | G5-4-3 | 1 | 0 | 0 | 0 | 0 | 0 | 2 | | | | | | | | | | | |
| 20 Matt Treanor, R OBP: 0.315, SLG: 0.298 | | | | | | | | | 1-2 | 0 | 0 | 0 | 0 | 0 | 0 | 0 | | | | | | | | | | | |
| 36 Anibal Sánchez, R OBP: 0.133, SLG: 0.133 | | | | | | | | | G4-3 | 3 | 0 | 0 | 0 | 0 | 2 | 2 | | | | | | | | | | | |
| Joe Borchard, S OBP: 0.314, SLG: 0.392 | K | | | | P3 | | | | | 1 | 0 | 0 | 0 | 0 | 0 | 0 | | | | | | | | | | | |
| Inning Stats | R: 0 E: 0 K: 1 S: 11 | H: 1 LOB: 2 BB: 1 P: 17 | R: 0 E: 0 K: 2 S: 16 | H: 2 LOB: 2 BB: 0 P: 21 | R: 0 E: 0 K: 2 S: 9 | H: 1 LOB: 1 BB: 0 P: 11 | R: 0 E: 0 K: 0 S: 7 | H: 0 LOB: 0 BB: 0 P: 13 | R: 1 E: 1 K: 0 S: 12 | H: 1 LOB: 2 BB: 1 P: 19 | R: 0 E: 0 K: 2 S: 8 | H: 0 LOB: 0 BB: 0 P: 9 | R: 0 E: 0 K: 1 S: 6 | H: 2 LOB: 1 BB: 0 P: 10 | R: 0 E: 0 K: 1 S: 6 | H: 0 LOB: 0 BB: 0 P: 9 | 1B: 6 2B: 2 3B: 0 HR: 0 | SF: 0 SAC: 0 DP: 1 HBP: 0 | WP: 0 PB: 0 CS: 0 | PA: 38 | | | | | | | |
| PITCHER | IP | WLS | BF | H | R | ER | SO | BB | IBB | HBP | BLK | WP | HR | S | P | ERA | WHIP | | | | | | | | | | |
| 29 John Smoltz, R ERA: 3.71 | 8.0 | W | 35 | 8 | 1 | 0 | 8 | 2 | 1 | 0 | 0 | 0 | 0 | 76 | 111 | 0.00 | 1.250 | | | | | | | | | | |
| 28 Bob Wickman, R ERA: 2.9 | 1.0 | S | 3 | 0 | 0 | 0 | 1 | 0 | 0 | 0 | 0 | 0 | 0 | 6 | 9 | 0.00 | 0.000 | | | | | | | | | | |

Florida Marlins @ Atlanta Braves
Turner Field, Atlanta, GA
Sat Sep 16 2006, 7:05 PM EDT
Att: 28,392 - Clear - 81 F

AB 35
R 1
H 8
RBI 0
BB 3
SO 9
LOB 20



| Batter | 1 | 2 | 3 | 4 | 5 | 6 | 7 | 8 | 9 | AB | R | H | RBI | BB | SO | LOB | BOTTOM | | | | | | | | | | |
|--|-------------------------------|----------------------------------|------------------------------|----------------------------------|-------------------------------|----------------------------------|------------------------------|----------------------------------|------------------------------|----------------------------------|-------------------------------|----------------------------------|------------------------------|----------------------------------|------------------------------|---------------------------------|----------------------------------|------------------------------------|-------------------------|--------|--|--|--|--|--|--|--|
| Marcus Giles, R OBP: 0.347, SLG: 0.403 | BB | | G6-3 | | | 1B | 2B | | | 3 | 1 | 2 | 1 | 1 | 0 | 0 | | | | | | | | | | | |
| 11 Edgar Renteria, R OBP: 0.385, SLG: 0.431 | K | | 1B | | | 1B | G6-3 | | | 4 | 0 | 2 | 0 | 0 | 1 | 2 | | | | | | | | | | | |
| Adam LaRoche, L OBP: 0.365, SLG: 0.587 | 1B | | G3 | | | F9 | | | G6-4-3 1B | 4 | 0 | 2 | 0 | 0 | 0 | 3 | | | | | | | | | | | |
| Andrew Jones, R OBP: 0.356, SLG: 0.507 | L9 | | | G1-6-3 | | E6 16 FC1-6 | | | G6-4-3 | 4 | 0 | 0 | 1 | 0 | 0 | 4 | | | | | | | | | | | |
| 16 Brian McCann, L OBP: 0.387, SLG: 0.551 | P5 | | | K | | FC1-6 | | | F7 | 4 | 0 | 0 | 0 | 0 | 1 | 4 | | | | | | | | | | | |
| 7 Jeff Francoeur, R OBP: 0.293, SLG: 0.438 | | | G6-3 | | F9 | | F8 | | | 3 | 0 | 0 | 0 | 0 | 0 | 2 | | | | | | | | | | | |
| 14 Willy Aybar, S OBP: 0.346, SLG: 0.368 | | G4-3-5 1B | | | G3 | | | | FC4-6 1B | 3 | 0 | 2 | 0 | 0 | 0 | 0 | | | | | | | | | | | |
| Ryan Langerhans, L OBP: 0.340, SLG: 0.373 | | G4-3-5 | | | G3 | | | | FC4-6 2B | 3 | 1 | 0 | 0 | 0 | 0 | 2 | | | | | | | | | | | |
| 29 John Smoltz, R OBP: 0.200, SLG: 0.196 | | | | | | | | | SH2-4 | 2 | 0 | 0 | 0 | 0 | 2 | 0 | | | | | | | | | | | |
| 28 Bob Wickman, R ERA: 2.9 | | | | | | | | | | 0 | 0 | 0 | 0 | 0 | 0 | 0 | | | | | | | | | | | |
| Inning Stats | R: 0 E: 0 K: 1 S: 12 | H: 1 LOB: 0 BB: 0 P: 19 | R: 0 E: 0 K: 0 S: 6 | H: 1 LOB: 0 BB: 0 P: 11 | R: 0 E: 0 K: 1 S: 11 | H: 1 LOB: 0 BB: 0 P: 16 | R: 0 E: 0 K: 1 S: 7 | H: 0 LOB: 0 BB: 0 P: 11 | R: 0 E: 0 K: 1 S: 7 | H: 0 LOB: 0 BB: 0 P: 10 | R: 1 E: 1 K: 0 S: 11 | H: 2 LOB: 2 BB: 0 P: 15 | R: 1 E: 0 K: 0 S: 7 | H: 2 LOB: 1 BB: 0 P: 12 | R: 0 E: 0 K: 0 S: 3 | H: 1 LOB: 0 BB: 0 P: 4 | 1B: 7 2B: 2 3B: 0 HR: 0 | SF: 0 SAC: 1 DP: 2 HBP: 0 | WP: 0 PB: 0 CS: 0 | PA: 32 | | | | | | | |
| PITCHER | IP | WLS | BF | H | R | ER | SO | BB | IBB | HBP | BLK | WP | HR | S | P | ERA | WHIP | | | | | | | | | | |
| 36 Anibal Sánchez, R ERA: 2.9 | 8.0 | L | 32 | 8 | 2 | 2 | 4 | 1 | 0 | 0 | 0 | 0 | 0 | 64 | 98 | 2.25 | 1.125 | | | | | | | | | | |

Florida Marlins @ Atlanta Braves
Turner Field, Atlanta, GA
Sat Sep 16 2006, 7:05 PM EDT
Att: 28,392 - Clear - 81 F

AB 30
R 2
H 8
RBI 2
BB 1
SO 4
LOB 17



| Batter | 1 | 2 | 3 | 4 | 5 | 6 | 7 | 8 | 9 | AB | R | H | RBI | BB | SO | LOB | TOP | | | | | |
|---|---|----------------------------------|------------------------------|---------------------------------|------------------------------|----------------------------------|------------------------------|----------------------------------|------------------------------|----------------------------------|------------------------------|----------------------------------|-------------------------------|----------------------------------|------------------------------|----------------------------------|--|---------------------------------|----------------------------------|------------------------------------|----------------------------------|--------|
| Marcus Giles, R (1,4) 4 Pete Orr, L (8,PH) OBP: 0.344, SLG: 0.398 OBP: 0.267, SLG: 0.340 | F7 | | G3-1 | | | G6-3 | | G5-3 | | 3 | 0 | 0 | 0 | 0 | 0 | 0 | Atlanta Braves @ Washington Nationals Robert F. Kennedy Memorial Stadium, Washington, DC Tue Sep 19 2006, 7:05 PM EDT Att: 20,596 - Partly Cloudy - 75 F livebaseballscorecards.com | | | | | |
| 11 Edgar Renteria, R (1,6) Tony Pena Jr., R (8,PH) OBP: 0.383, SLG: 0.428 OBP: 0.229, SLG: 0.303 | F9 | | | G6-3 | | | 16 1B | G3 | | 3 | 1 | 1 | 0 | 0 | 0 | 0 | | | | | | |
| 10 Chipper Jones, S (1,5) 14 Willy Aybar, S (8,5) | | | | F7 | | | P4 | | | 3 | 0 | 1 | 0 | 0 | 0 | 1 | | | | | | |
| Andruw Jones, R (1,8) 23 Matt Diaz, R (8,9) | | | | F7 | | | K | | | 1 | 0 | 0 | 0 | 0 | 0 | 0 | | | | | | |
| 16 Brian McCann, L (1,2) 8 Brayan Peña, S (8,2) | | | | G4-3 | | | F8 | | | 3 | 0 | 1 | 1 | 0 | 0 | 0 | | | | | | |
| 7 Jeff Francoeur, R (1,9) 58 Peter Moylan, R (8,1) | | | | K | | | K | | | 3 | 0 | 0 | 0 | 0 | 0 | 2 | | | | | | |
| Adam LaRoche, L (1,3) | | | | G4-3 | | | K | | | 3 | 0 | 0 | 0 | 0 | 2 | 2 | | | | | | |
| Ryan Langerhans, L (1,7) 36 Chuck James, L (1,1) 34 Joey Devine, R (8,1) Scott Thorman, L (8,PH) Kevin Barry, R (7,1) Ken Ray, R (8,7) Daryle Ward, L (8,7) | | | | P6 | | | L4 | | | 3 | 1 | 1 | 0 | 0 | 0 | 0 | | | | | | |
| | | | | G1-3 | | | P4 | | | 1 | 0 | 0 | 0 | 0 | 0 | 0 | | | | | | |
| | | | | | | | | G4-3 | | 1 | 0 | 0 | 0 | 0 | 0 | 1 | | | | | | |
| Inning Stats | R: 0 E: 0 K: 0 S: 9 | H: 1 LOB: 1 BB: 0 P: 17 | R: 0 E: 0 K: 1 S: 5 | H: 0 LOB: 0 BB: 0 P: 9 | R: 0 E: 0 K: 1 S: 5 | H: 0 LOB: 0 BB: 0 P: 10 | R: 0 E: 0 K: 0 S: 7 | H: 0 LOB: 0 BB: 0 P: 11 | R: 0 E: 0 K: 2 S: 9 | H: 0 LOB: 0 BB: 0 P: 13 | R: 0 E: 0 K: 0 S: 5 | H: 0 LOB: 0 BB: 0 P: 10 | R: 1 E: 1 K: 2 S: 13 | H: 2 LOB: 2 BB: 0 P: 22 | R: 1 E: 0 K: 0 S: 9 | H: 1 LOB: 0 BB: 0 P: 14 | R: 0 E: 0 K: 1 S: 7 | H: 0 LOB: 0 BB: 0 P: 9 | 1B: 2 2B: 2 3B: 0 HR: 0 | SF: 0 SAC: 0 DP: 0 HBP: 0 | WP: 0 PB: 0 SB: 0 CS: 0 | PA: 32 |
| PITCHER | IP WLS BF H R ER SO BB IBB HBP BLK WP HR S P ERA WHIP | | | | | | | | | | | | | | | | | | | | | |
| 54 Beltran Perez, R (1,1) ERA: 0.77 | 6.0 W 19 1 0 0 3 0 0 0 0 0 0 0 40 70 0.00 0.167 | | | | | | | | | | | | | | | | | | | | | |
| 52 Saul Rivera, R (7,1) ERA: 3.88 | 1.0 6 2 1 1 2 0 0 0 0 0 0 0 13 22 9.00 2.000 | | | | | | | | | | | | | | | | | | | | | |
| 35 Ryan Wagner, R (8,1) ERA: 4.73 | 1.0 4 1 1 1 0 0 0 0 0 0 0 0 9 14 9.00 1.000 | | | | | | | | | | | | | | | | | | | | | |
| 57 Jason Bergmann, R (9,1) ERA: 6.67 | 1.0 3 0 0 0 1 0 0 0 0 0 0 0 7 9 0.00 0.000 | | | | | | | | | | | | | | | | | | | | | |

| Batter | 1 | 2 | 3 | 4 | 5 | 6 | 7 | 8 | 9 | AB | R | H | RBI | BB | SO | LOB | BOTTOM | | | |
|---|---|----------------------------------|-------------------------------|----------------------------------|-------------------------------|----------------------------------|-------------------------------|----------------------------------|-------------------------------|----------------------------------|-------------------------------|----------------------------------|-------------------------------|----------------------------------|-------------------------------|----------------------------------|--|------------------------------------|----------------------------------|--------|
| Alfonso Soriano, R (1,7) OBP: 0.356, SLG: 0.574 | K | K | | K | | F9 | | | | 5 | 0 | 1 | 2 | 0 | 3 | 4 | Atlanta Braves @ Washington Nationals Robert F. Kennedy Memorial Stadium, Washington, DC Tue Sep 19 2006, 7:05 PM EDT Att: 20,596 - Partly Cloudy - 75 F livebaseballscorecards.com | | | |
| Felipe Lopez, S (1,6) OBP: 0.561, SLG: 0.385 | K | | K | K | | P5 | | | | 4 | 0 | 0 | 0 | 1 | 3 | 1 | | | | |
| 11 Ryan Zimmerman, R (1,5) OBP: 0.347, SLG: 0.459 | G6-3 | | | G4-3 | | | | | | 5 | 1 | 2 | 1 | 0 | 0 | 2 | | | | |
| 24 Nick Johnson, L (1,3) OBP: 0.430, SLG: 0.525 | | | | | | | | | | 4 | 3 | 2 | 1 | 1 | 0 | 1 | | | | |
| 25 Austin Kearns, R (1,9) OBP: 0.361, SLG: 0.467 | | | | | | | | | | 4 | 1 | 2 | 1 | 1 | 0 | 1 | | | | |
| Jose Vidro, S (1,4) OBP: 0.344, SLG: 0.393 | | | | | | | | | | 4 | 1 | 1 | 2 | 1 | 1 | 2 | | | | |
| Brandon Harper, R (1,2) OBP: 0.412, SLG: 0.621 | | | | | | | | | | 2 | 1 | 1 | 1 | 1 | 0 | 0 | | | | |
| 7 Nook Logan, S (1,8) OBP: 0.359, SLG: 0.411 | | | | | | | | | | 3 | 1 | 1 | 1 | 1 | 0 | 2 | | | | |
| 54 Beltran Perez, R (1,1) George Lombard, L (8,PH) 52 Saul Rivera, S (7,1) 13 Robert Fick, L (8,PH) 35 Ryan Wagner, R (8,1) 57 Jason Bergmann, R (9,1) | | | | | | | | | | 1 | 0 | 0 | 0 | 1 | 1 | 3 | | | | |
| | | | | | | | | | | 0 | 1 | 0 | 0 | 1 | 0 | 0 | | | | |
| Inning Stats | R: 0 E: 0 K: 2 S: 11 | H: 0 LOB: 0 BB: 0 P: 16 | R: 1 E: 0 K: 1 S: 14 | H: 1 LOB: 3 BB: 3 P: 29 | R: 2 E: 0 K: 2 S: 23 | H: 3 LOB: 3 BB: 2 P: 36 | R: 0 E: 0 K: 2 S: 12 | H: 0 LOB: 0 BB: 0 P: 16 | R: 2 E: 0 K: 0 S: 11 | H: 1 LOB: 0 BB: 1 P: 18 | R: 1 E: 0 K: 0 S: 13 | H: 1 LOB: 1 BB: 1 P: 20 | R: 3 E: 0 K: 2 S: 18 | H: 4 LOB: 2 BB: 1 P: 28 | R: 0 E: 0 K: 0 S: 10 | H: 0 LOB: 0 BB: 0 P: 15 | 1B: 5 2B: 3 3B: 0 HR: 2 | SF: 1 SAC: 0 DP: 0 HBP: 0 | WP: 0 PB: 0 SB: 2 CS: 0 | PA: 42 |
| PITCHER | IP WLS BF H R ER SO BB IBB HBP BLK WP HR S P ERA WHIP | | | | | | | | | | | | | | | | | | | |
| 36 Chuck James, L (1,1) ERA: 3.62 | 4.1 L 24 5 5 5 7 5 1 0 0 0 0 0 7 10 0.00 0.000 | | | | | | | | | | | | | | | | | | | |
| 34 Joey Devine, R (8,1) ERA: 11.81 | 0.2 2 0 0 0 0 0 0 0 0 0 0 0 7 10 0.00 0.000 | | | | | | | | | | | | | | | | | | | |
| Kevin Barry, R (8,1) ERA: 5.76 | 1.1 9 4 4 4 1 1 0 0 0 0 0 0 26 38 27.00 3.750 | | | | | | | | | | | | | | | | | | | |
| Ken Ray, R (7,1) ERA: 4.86 | 0.2 4 1 0 0 1 1 0 0 0 0 0 0 5 10 0.00 3.000 | | | | | | | | | | | | | | | | | | | |
| 58 Peter Moylan, R (8,1) ERA: 5.4 | 1.0 3 0 0 0 0 0 0 0 0 0 0 0 10 15 0.00 0.000 | | | | | | | | | | | | | | | | | | | |

| Batter | 1 | 2 | 3 | 4 | 5 | 6 | 7 | 8 | 9 | AB | R | H | RBI | BB | SO | LOB | TOP | | | | | |
|---|-------------------------------|----------------------------------|------------------------------|---------------------------------|------------------------------|----------------------------------|-------------------------------|----------------------------------|------------------------------|----------------------------------|-------------------------------|----------------------------------|------------------------------|---------------------------------|------------------------------|----------------------------------|-------------------------------|----------------------------------|----------------------------------|------------------------------------|----------------------------------|--------|
| Marcus Giles, R (1,4) OBP: 0.346, SLG: 0.396 | 4-2 14 2B SF7 BB | | 4-2 BB | | 3-3 K | | 0-1 G4-3 | | 2-2 14 1B HBP | 2 | 1 | 0 | 0 | 2 | 1 | 0 | | | | | | |
| 14 Willy Aybar, S (1,5) OBP: 0.350, SLG: 0.373 | 0-0 2B | | 1-0 F7 | | | 4-1 1B HR BB | 1-2 G3 | | 2-1 1B | 4 | 1 | 2 | 2 | 1 | 0 | 1 | | | | | | |
| Adam LaRoche, L (1,3) OBP: 0.397, SLG: 0.566 | 1-3 K | | 0-0 G1-3 | | | 3-2 1B HR | | 0-3 K | 0-3 K | 5 | 1 | 1 | 0 | 0 | 3 | 5 | | | | | | |
| Andruw Jones, R (1,8) OBP: 0.355, SLG: 0.518 | 3-2 SF7 | | | 2-1 L6 | | 0-1 HR | | 2-2 F9 | | 3 | 1 | 1 | 4 | 0 | 0 | 0 | | | | | | |
| 16 Brian McCann, L (1,2) OBP: 0.385, SLG: 0.549 | 3-H G4-3 | | | 1-1 1B | | 0-3 K | | 2-2 F9 | | 4 | 0 | 1 | 0 | 0 | 1 | 1 | | | | | | |
| 7 Jeff Francoeur, R (1,9) OBP: 0.293, SLG: 0.444 | | 0-1 G5-3 | | 1-3 K | | 1-2 G4-3 | | | 0-0 P6 | 4 | 0 | 0 | 0 | 0 | 1 | 1 | | | | | | |
| Ryan Langerhans, L (1,7) OBP: 0.342, SLG: 0.373 | | 0-0 G4-3 | | 3-3 K | | 4-2 BB | | 2-2 2B 14 1B 1B | | 3 | 1 | 1 | 0 | 1 | 1 | 1 | AB 33 | | | | | |
| Tony Pena Jr., R (1,6) OBP: 0.231, SLG: 0.324 | | 1-1 F8 | | | 1-1 F7 | 1-1 F8 | | 0-2 14 1B 2B | | 4 | 1 | 1 | 0 | 0 | 0 | 1 | R 6 | | | | | |
| 29 John Smoltz, R (1,1) OBP: 0.190, SLG: 0.186 | | | 3-3 K | | 3-1 G4-3 | | 0-0 G5-3 | | 2-2 F9 | 3 | 0 | 0 | 0 | 0 | 1 | 0 | RBI 6 | | | | | |
| Tyler Yates, R (8,1) | | | | | | | | | | 0 | 0 | 0 | 0 | 0 | 0 | 0 | BB 4 | | | | | |
| 23 Matt Diaz, R (9, PH) OBP: 0.373, SLG: 0.474 | | | | | | | | | | 1 | 0 | 0 | 0 | 0 | 0 | 2 | SO 8 | | | | | |
| 28 Bob Wickman, R (9,1) | | | | | | | | | | 0 | 0 | 0 | 0 | 0 | 0 | 0 | LOB 12 | | | | | |
| Inning Stats | R: 1 E: 0 K: 1 S: 12 | H: 1 LOB: 1 BB: 1 P: 20 | R: 0 E: 0 K: 0 S: 5 | H: 0 LOB: 0 BB: 0 P: 6 | R: 0 E: 0 K: 1 S: 8 | H: 0 LOB: 1 BB: 1 P: 16 | R: 0 E: 0 K: 2 S: 10 | H: 1 LOB: 1 BB: 0 P: 17 | R: 0 E: 0 K: 1 S: 8 | H: 0 LOB: 0 BB: 0 P: 15 | R: 3 E: 0 K: 1 S: 16 | H: 2 LOB: 1 BB: 2 P: 29 | R: 0 E: 0 K: 0 S: 6 | H: 0 LOB: 0 BB: 0 P: 7 | R: 0 E: 0 K: 1 S: 9 | H: 0 LOB: 0 BB: 0 P: 13 | R: 2 E: 0 K: 1 S: 17 | H: 3 LOB: 2 BB: 0 P: 25 | 1B: 4 2B: 2 3B: 0 HR: 1 | SF: 1 SAC: 0 DP: 0 HBP: 1 | WP: 0 PB: 0 SB: 0 CS: 0 | PA: 39 |
| PITCHER | IP 7.0 | WLS L | BF 29 | H 4 | R 4 | ER 4 | SO 6 | BB 4 | IBB 0 | HBP 0 | BLK 0 | WP 0 | HR 1 | S 65 | P 110 | ERA 5.14 | WHIP 1.143 | | | | | |
| 49 Byung-Hyun Kim, R (1,1) ERA: 5.29 | | | | | | | | | | | | | | | | | | | | | | |
| Jeremy Affeldt, L (8,1) ERA: 6.34 | | | | | | | | | | | | | | | | | | | | | | |

Atlanta Braves @ Colorado Rockies
Coors Field, Denver, CO
Thu Sep 21 2006, 6:35 PM MDT
Att: 18,499 - Cloudy - 58 F

AB 33
R 6
H 7
RBI 6
BB 4
SO 8
LOB 12

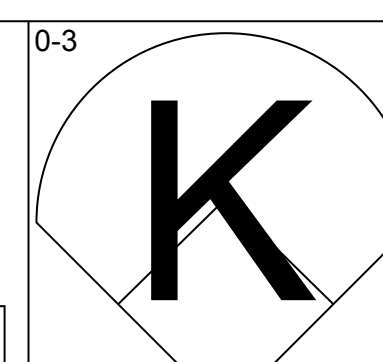
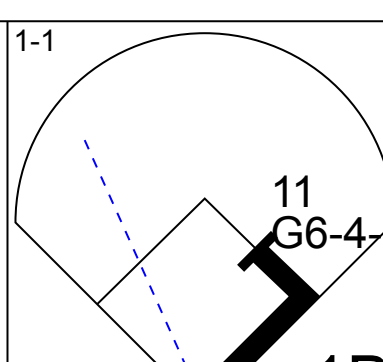
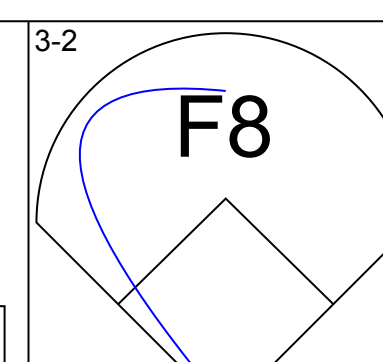
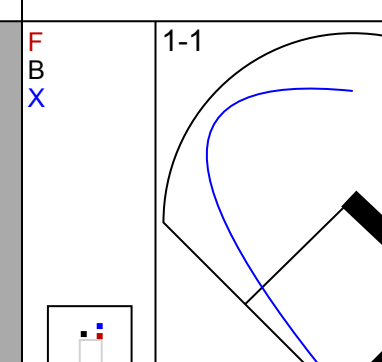
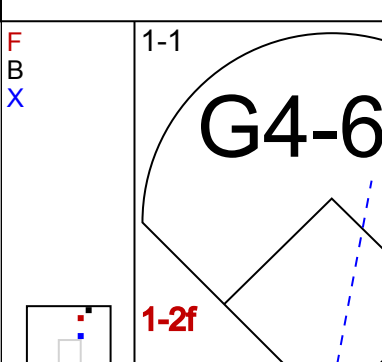
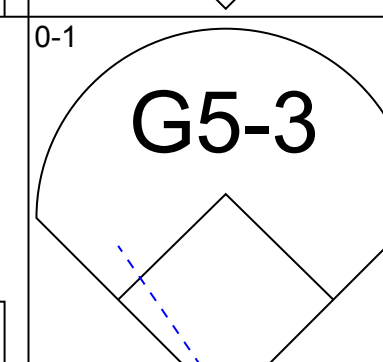
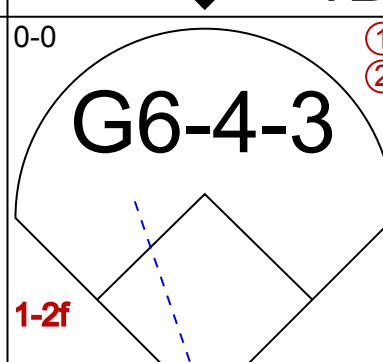
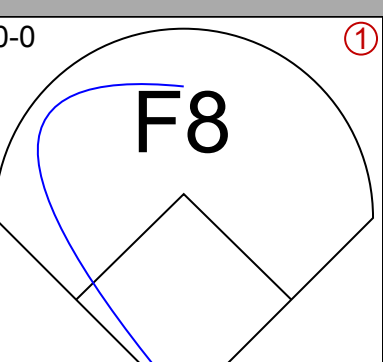
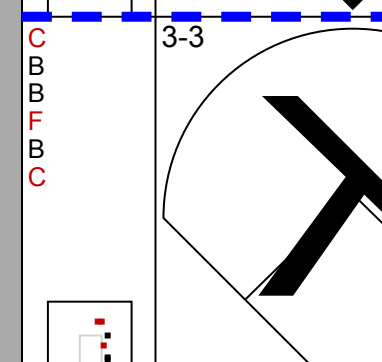
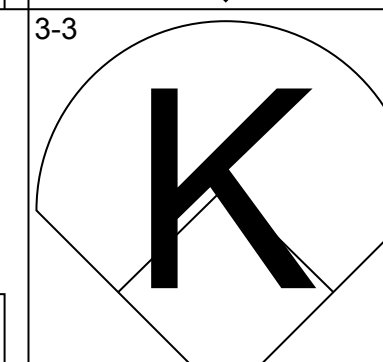
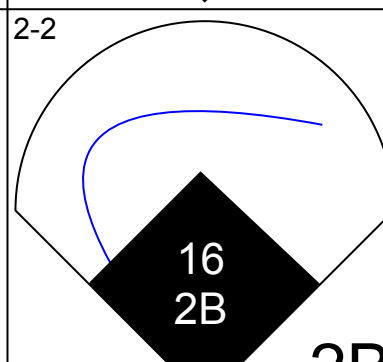
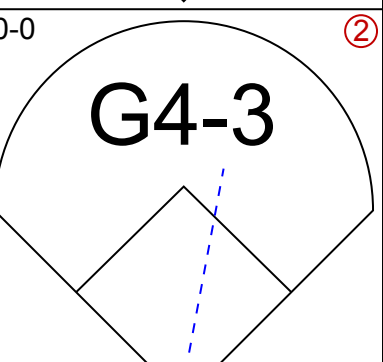
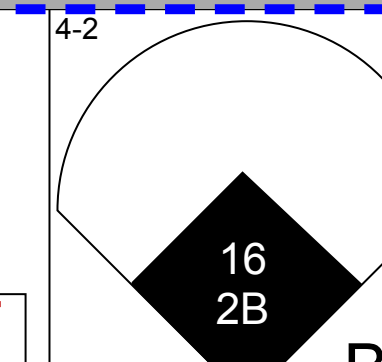
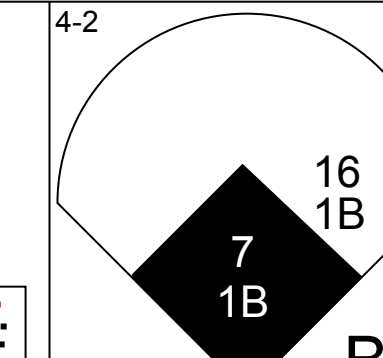
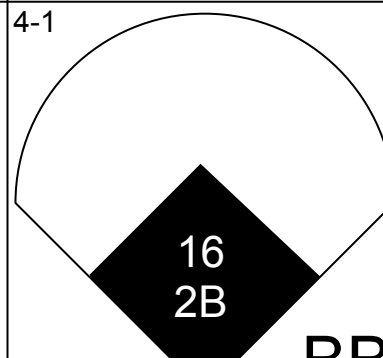
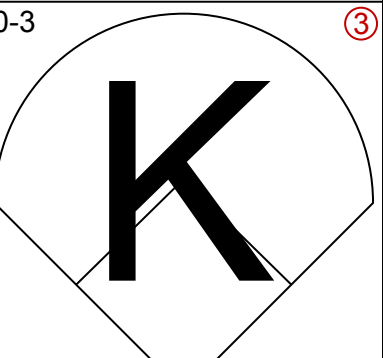
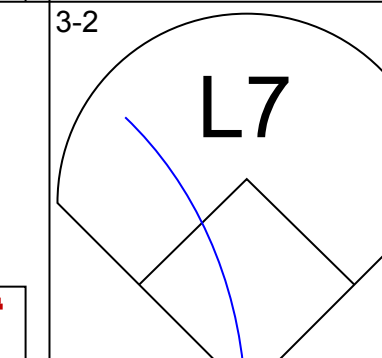
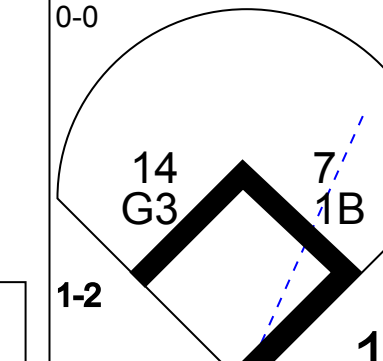
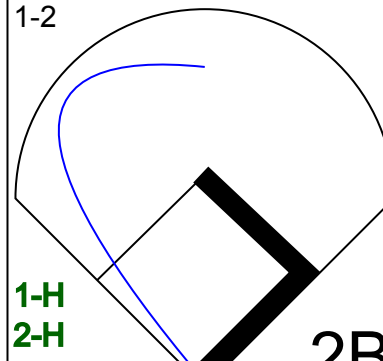
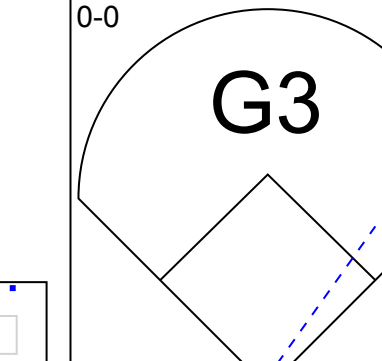
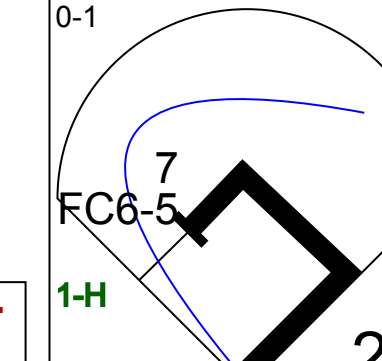
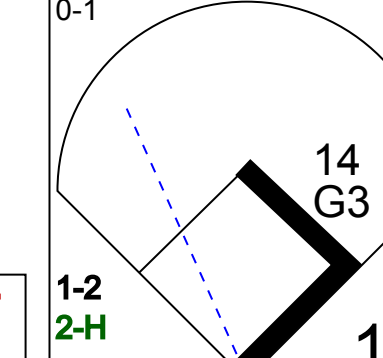
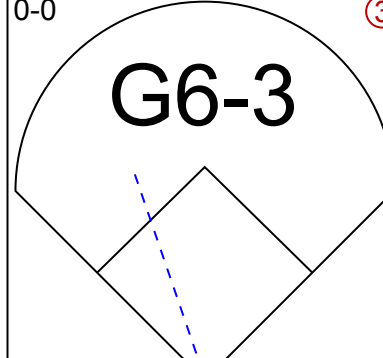
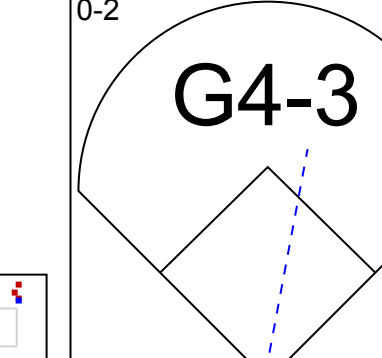
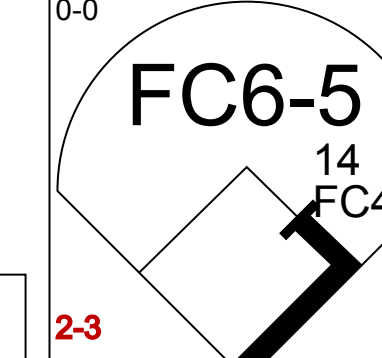
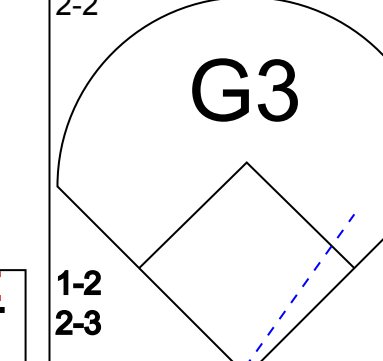
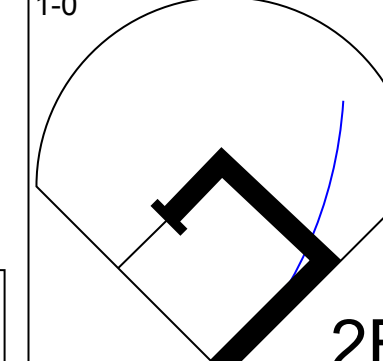
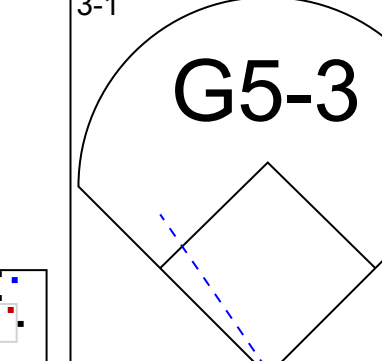
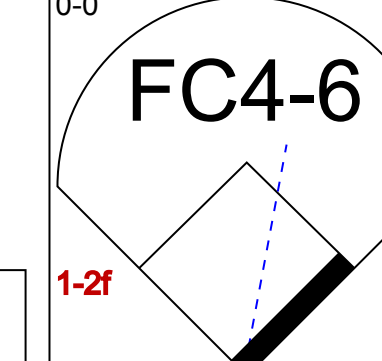
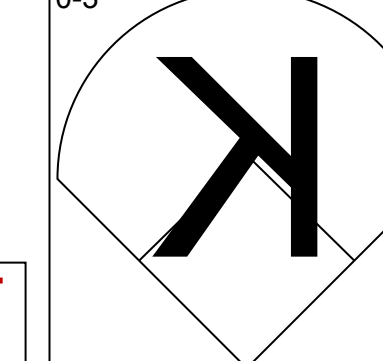
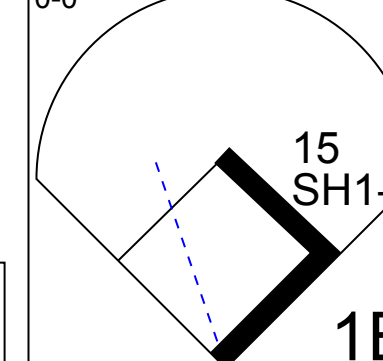
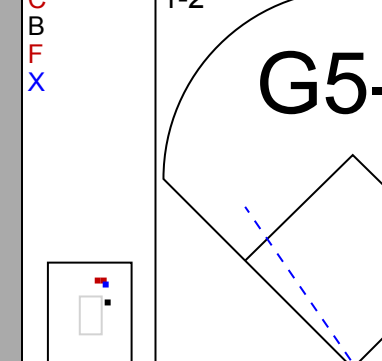
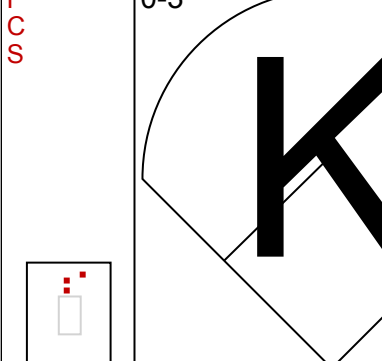
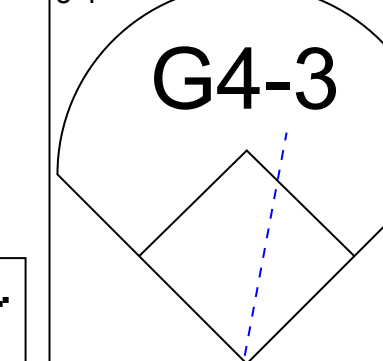
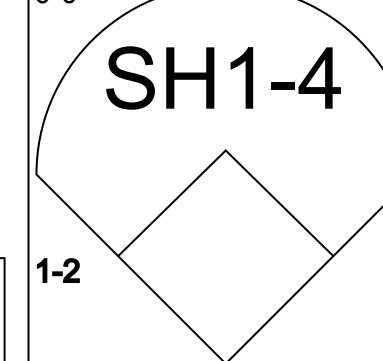
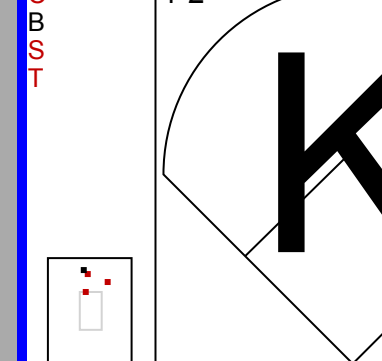
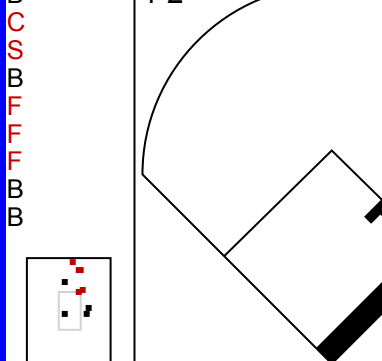


| Batter | 1 | 2 | 3 | 4 | 5 | 6 | 7 | 8 | 9 | AB | R | H | RBI | BB | SO | LOB | BOTTOM | | | | | |
|---|-------------------------------|----------------------------------|----------------------------------|----------------------------------|------------------------------|---------------------------------|-------------------------------|----------------------------------|------------------------------|----------------------------------|------------------------------|----------------------------------|-------------------------------|----------------------------------|------------------------------|----------------------------------|-------------------------------|----------------------------------|----------------------------------|------------------------------------|----------------------------------|--------|
| 7 Kazuo Matsui, S (1,4) OBP: 0.297, SLG: 0.346 | 0-3 K | | 0-0 27 G3 15 SH5-4 5 1B | 0-0 G3 | | | 2-2 27 S 1B | | 4-1 15 DI BB | 4 | 1 | 2 | 0 | 1 | 1 | 2 | | | | | | |
| 15 Jeff Salazar, L (1,8) OBP: 0.405, SLG: 0.393 | 1-3 K | | 0-0 SH5-4 | | 2-2 G3-1 | | 2-1 F9 | | 2-3 K | 4 | 0 | 0 | 0 | 0 | 2 | 3 | | | | | | |
| 27 Garrett Atkins, R (1,5) OBP: 0.402, SLG: 0.553 | 2-2 F8 | | 1-0 G3 | | 2-3 K | | 2-3 K | | | 4 | 0 | 0 | 0 | 0 | 2 | 3 | | | | | | |
| 5 Matt Holliday, R (1,7) OBP: 0.390, SLG: 0.584 | | 0-0 HR | 0-1 1B | | 0-1 F9 | | | 0-1 P4 | | 4 | 1 | 2 | 2 | 0 | 0 | 0 | | | | | | |
| 17 Todd Helton, L (1,3) OBP: 0.405, SLG: 0.484 | | 0-0 HR | 1-1 1B | | 0-1 F9 | | 4-1 2B | | | 3 | 1 | 1 | 0 | 1 | 0 | 1 | | | | | | |
| Choo Freeman, R (8, PR) OBP: 0.302, SLG: 0.351 | | 2 1B 20 SF9 2B | | | | | | | | 0 | 0 | 0 | 0 | 0 | 0 | 0 | | | | | | |
| Vinny Castilla, R (9,3) OBP: 0.254, SLG: 0.320 | | | | | | | | | | 0 | 0 | 0 | 0 | 0 | 0 | 0 | | | | | | |
| 11 Brad Hawpe, L (1,9) OBP: 0.375, SLG: 0.493 | | 3-1 L8 | | 3-1 20 1B 2B | | 1-1 G1-6-3 | | 1-3 K | | 4 | 0 | 1 | 0 | 0 | 1 | 2 | | | | | | |
| 2 Troy Tulowitzki, R (1,6) OBP: 0.342, SLG: 0.313 | | 0-2 1B | | 0-0 F9 | | 2-3 K | | 1-1 E4 | | 4 | 0 | 1 | 0 | 0 | 1 | 2 | AB 34 | | | | | |
| 20 Chris Iannetta, R (1,2) OBP: 0.375, SLG: 0.377 | | 0-0 SF9 | | 1-2 1B | | | 0-1 L8 | | 2-2 G1-3 | 3 | 0 | 1 | 1 | 0 | 0 | 0 | R 3 | | | | | |
| 49 Byung-Hyun Kim, R (1,1) OBP: 0.180, SLG: 0.184 | | | 3-H K | | 1-3 K | | 1-0 7 1B | | | 2 | 0 | 0 | 0 | 0 | 2 | 3 | H 9 | | | | | |
| Jamey Carroll, R (7, PH) ERA: 3.63 | | | | | | | | | | 1 | 0 | 1 | 0 | 0 | 0 | 0 | RBI 3 | | | | | |
| Jeremy Affeldt, L (8,1) | | | | | | | | | | 0 | 0 | 0 | 0 | 0 | 0 | 0 | BB 2 | | | | | |
| 19 Ryan Spilborghs, R (9, PH) OBP: 0.326, SLG: 0.425 | | | | | | | | | | 1 | 0 | 0 | 0 | 0 | 0 | 0 | SO 9 | | | | | |
| Inning Stats | R: 0 E: 0 K: 2 S: 13 | H: 0 LOB: 0 BB: 0 P: 16 | R: 2 E: 0 K: 1 S: 11 | H: 3 LOB: 1 BB: 0 P: 15 | R: 1 E: 0 K: 0 S: 7 | H: 2 LOB: 1 BB: 0 P: 9 | R: 0 E: 0 K: 1 S: 10 | H: 2 LOB: 2 BB: 0 P: 15 | R: 0 E: 0 K: 1 S: 9 | H: 0 LOB: 0 BB: 0 P: 13 | R: 0 E: 0 K: 1 S: 7 | H: 0 LOB: 0 BB: 0 P: 10 | R: 0 E: 0 K: 1 S: 14 | H: 0 LOB: 2 BB: 0 P: 21 | R: 0 E: 1 K: 1 S: 8 | H: 0 LOB: 2 BB: 1 P: 14 | R: 0 E: 0 K: 1 S: 12 | H: 0 LOB: 1 BB: 1 P: 22 | 1B: 6 2B: 2 3B: 0 HR: 1 | SF: 1 SAC: 1 DP: 0 HBP: 0 | WP: 0 PB: 0 SB: 1 CS: 0 | PA: 38 |
| PITCHER | IP 7.0 | WLS W | BF 30 | H 9 | R 3 | ER 3 | SO 7 | BB 1 | IBB 0 | HBP 0 | BLK 0 | WP 0 | HR 1 | S 71 | P 99 | ERA 3.86 | WHIP 1.286 | | | | | |
| 29 John Smoltz, R (1,1) ERA: 3.72 | | | | | | | | | | | | | | | | | | | | | | |
| Tyler Yates, R (8,1) ERA: 3.63 | | | | | | | | | | | | | | | | | | | | | | |
| 28 Bob Wickman, R (9,1) ERA: 2.79 | | | | | | | | | | | | | | | | | | | | | | |

Atlanta Braves @ Colorado Rockies
Coors Field, Denver, CO
Thu Sep 21 2006, 6:35 PM MDT
Att: 18,499 - Cloudy - 58 F

AB 34
R 3
H 9
RBI 3
BB 2
SO 9
LOB 16

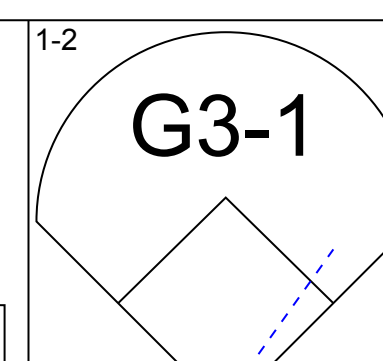
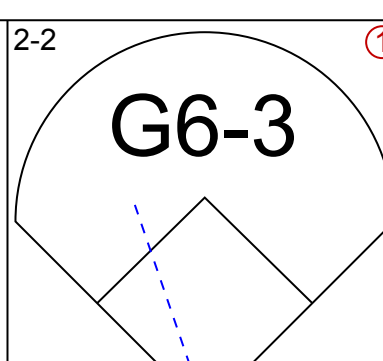
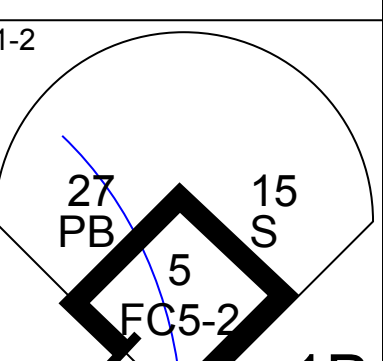
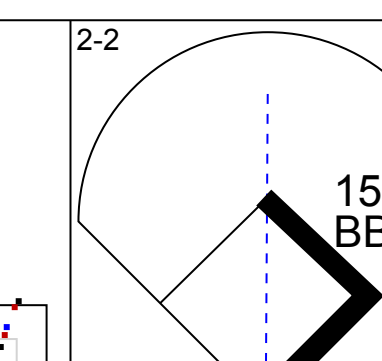
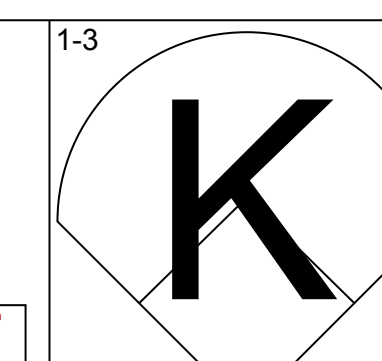
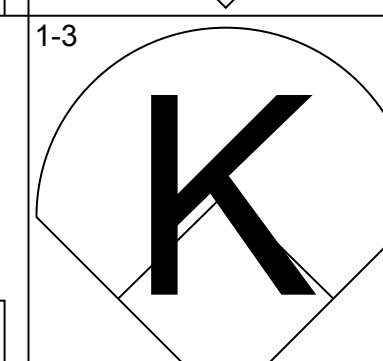
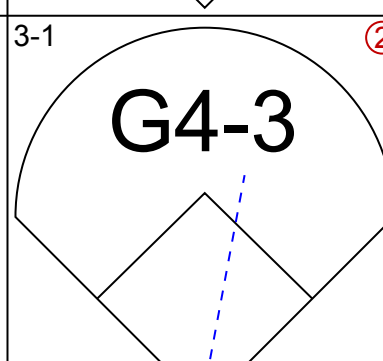
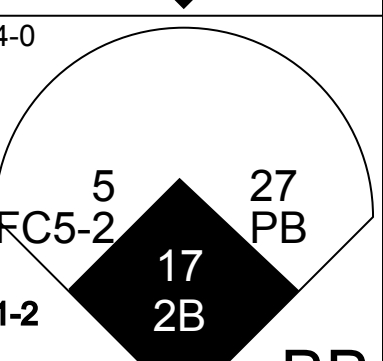
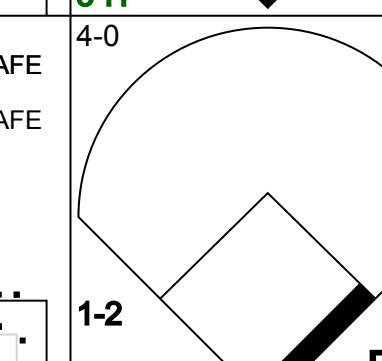
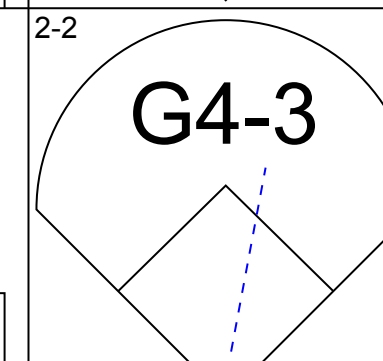
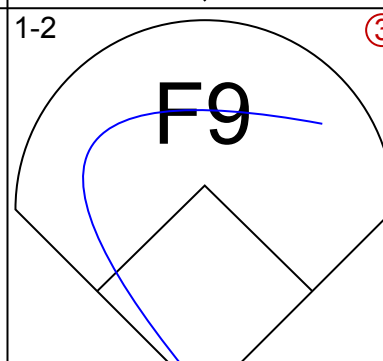
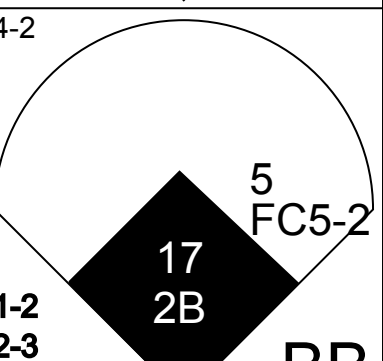
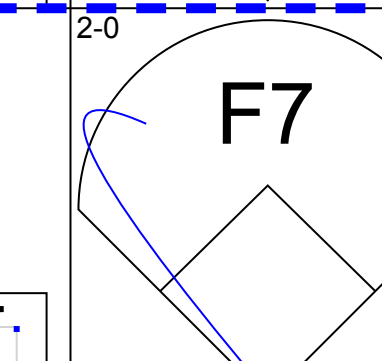
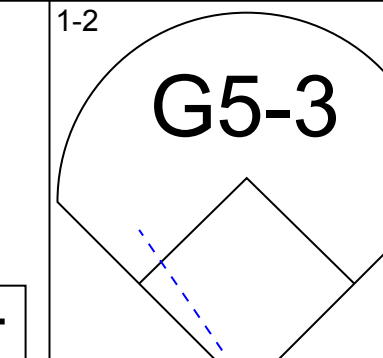
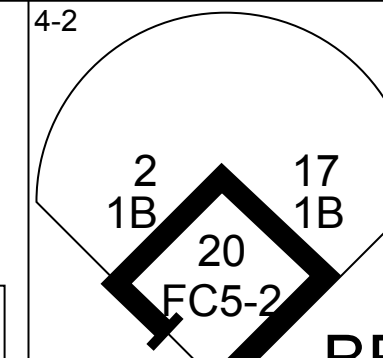
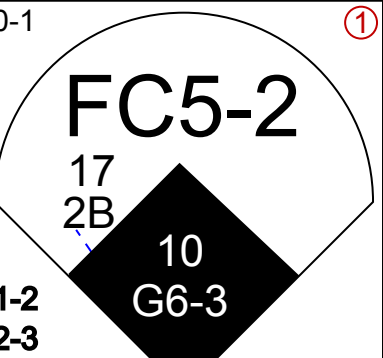
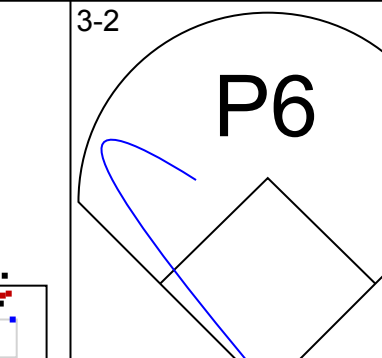
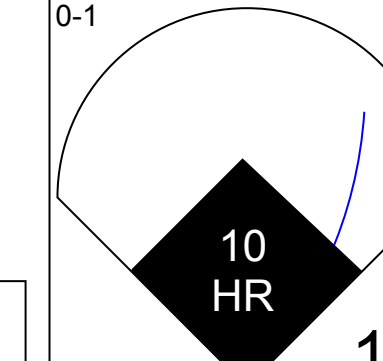
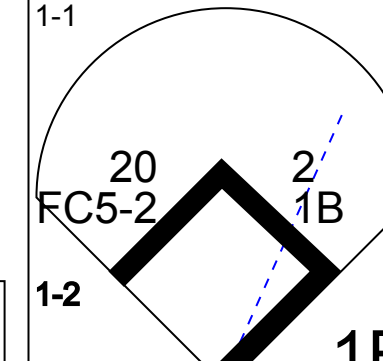
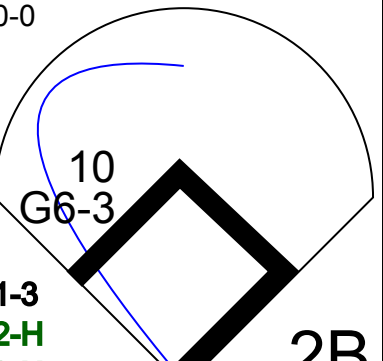
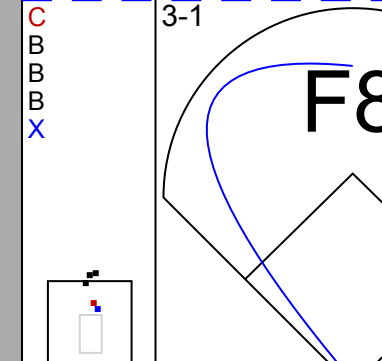
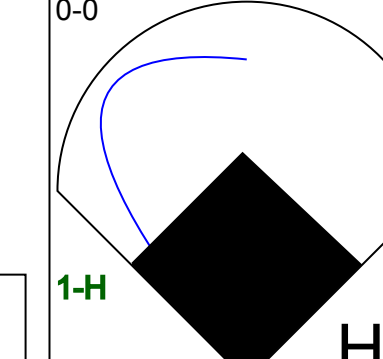
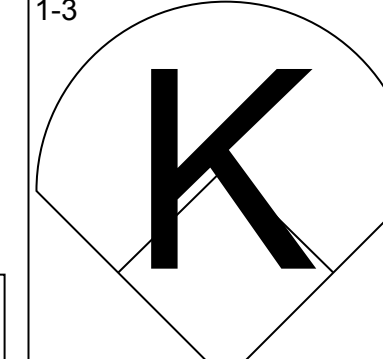
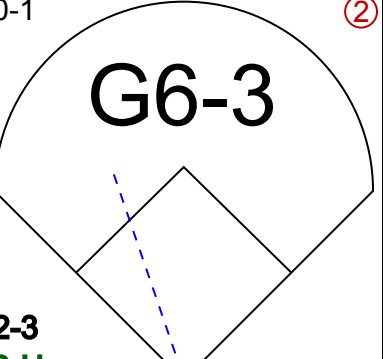
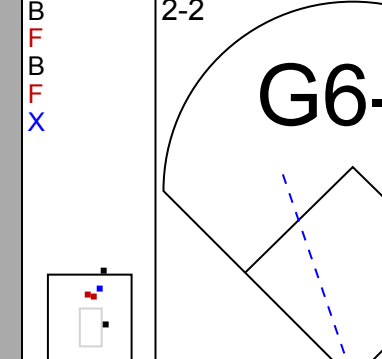
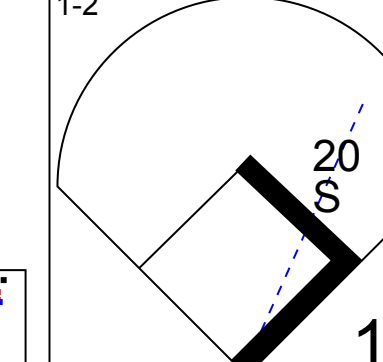
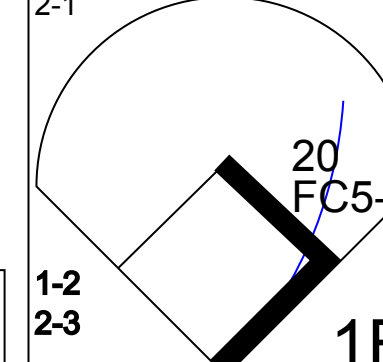
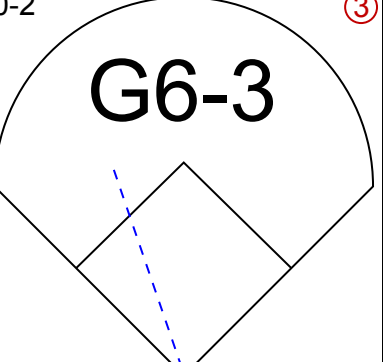

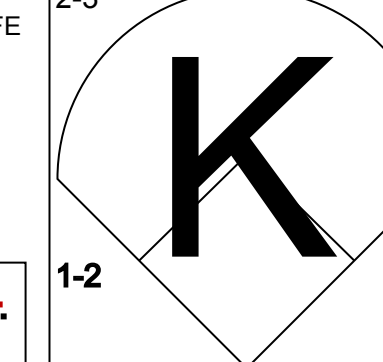
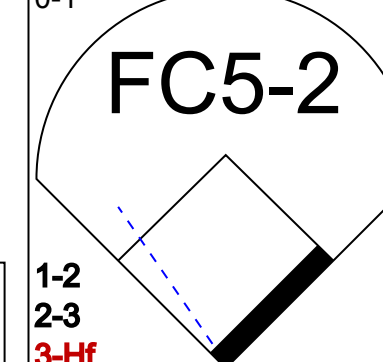
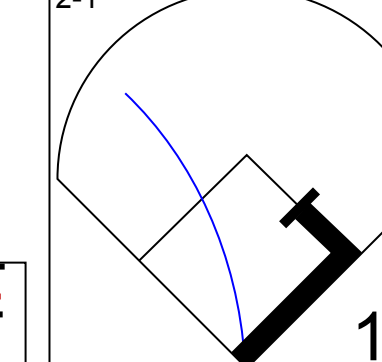
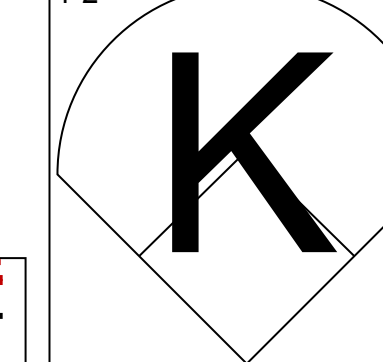
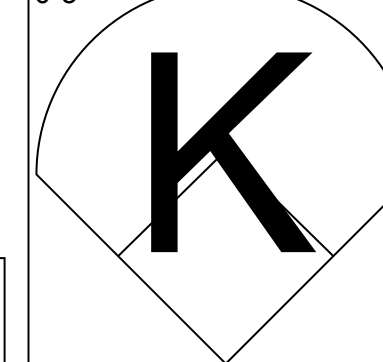

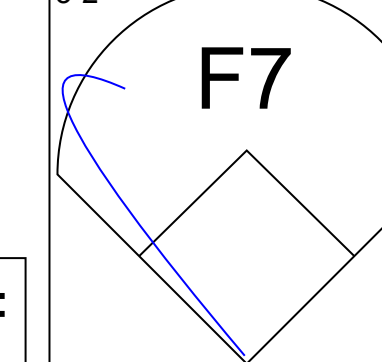


| Batter | 1 | 2 | 3 | 4 | 5 | 6 | 7 | 8 | 9 | AB | R | H | RBI | BB | SO | LOB | TOP | | | | |
|--|---|---|---|--|--|---|--|---|--|---------------------------------|------------------------------|----------------------------------|-------------------------------|----------------------------------|-------------------------------|----------------------------------|-------------------------------|----------------------------------|----------------------------------|------------------------------------|--|
| Marcus Giles, R (1.4) OBP: 0.347, SLG: 0.398 |  | |  |  | | |  | |  | 5 | 0 | 2 | 0 | 0 | 1 | 2 | | | | | |
| 11 Edgar Renteria, R (1.6) OBP: 0.359, SLG: 0.425 |  | |  | |  | |  | | | 4 | 0 | 0 | 0 | 0 | 1 | 2 | | | | | |
| Adam LaRoche, L (1.3) OBP: 0.358, SLG: 0.567 |  | |  | |  | | |  | | 3 | 2 | 1 | 0 | 1 | 1 | 0 | | | | | |
| Andruw Jones, R (1.8) OBP: 0.356, SLG: 0.516 | |  |  | |  | | |  | | 2 | 2 | 0 | 0 | 2 | 1 | 1 | | | | | |
| 16 Brian McCann, L (1.2) Tony Pena Jr., R (8, PR) Todd Pratt, R (8.2) |  | |  | | |  | |  | | 4 | 0 | 3 | 3 | 0 | 0 | 0 | | | | | |
| 7 Jeff Francoeur, R (1.9) OBP: 0.293, SLG: 0.443 |  | |  | | |  | |  | | 4 | 0 | 1 | 1 | 0 | 0 | 2 | | | | | |
| 14 Willy Aybar, S (1.5) OBP: 0.349, SLG: 0.376 |  | | |  | |  | |  | | 4 | 0 | 1 | 0 | 0 | 0 | 4 | | | | | |
| 23 Matt Diaz, R (1.7) OBP: 0.371, SLG: 0.471 |  | | |  | | |  | |  | 4 | 0 | 1 | 0 | 0 | 2 | 2 | | | | | |
| 15 Tim Hudson, R (1.1) 54 Chad Paronto, R (6.1) 4 Pete Orr, L (7, PH) Oscar Villareal, L (7.1) 8 Bryan Peña, S (9, PH) |  | |  | | |  | |  | | 1 | 0 | 0 | 0 | 0 | 0 | 2 | | | | | |
| Inning Stats | R: 0 E: 0 K: 2 S: 9 | H: 0 LOB: 0 BB: 0 P: 12 | R: 1 E: 0 K: 1 S: 16 | H: 2 LOB: 2 BB: 1 P: 25 | R: 2 E: 0 K: 0 S: 13 | H: 3 LOB: 1 BB: 1 P: 21 | R: 0 E: 0 K: 0 S: 7 | H: 2 LOB: 1 BB: 0 P: 11 | R: 0 E: 0 K: 1 S: 6 | H: 0 LOB: 0 BB: 0 P: 6 | R: 0 E: 0 K: 0 S: 7 | H: 0 LOB: 0 BB: 0 P: 10 | R: 0 E: 0 K: 2 S: 11 | H: 1 LOB: 1 BB: 0 P: 17 | R: 1 E: 0 K: 0 S: 11 | H: 1 LOB: 2 BB: 1 P: 18 | R: 0 E: 0 K: 1 S: 10 | H: 0 LOB: 0 BB: 1 P: 15 | 1B: 4 2B: 5 3B: 0 HR: 0 | SF: 0 SAC: 1 DP: 2 HBP: 0 | WP: 0 PA: 37 PB: 0 SB: 0 CS: 0 |
| PITCHER | IP WLS BF H R ER SO BB IBB HBP BLK WP HR S P ERA WHIP | | | | | | | | | | | | | | | | | | | | |
| 37 Josh Fogg, R (1.1) ERA: 5.62 | 6.2 W 28 | H 8 R 3 ER 3 SO 5 | BB 2 IBB 0 HBP 0 BLK 0 | WP 0 HR 0 S 66 P 96 | ERA 4.05 WHIP 1.500 | | | | | | | | | | | | | | | | |
| Nate Field, R (7.1) ERA: 2.55 | 0.1 H 1 | H 0 R 0 ER 0 SO 1 | BB 0 IBB 0 HBP 0 BLK 0 | WP 0 HR 0 S 3 P 6 | ERA 0.00 WHIP 0.000 | | | | | | | | | | | | | | | | |
| Ray King, L (8.1) ERA: 4.07 | 0.1 H 3 | H 1 R 1 ER 1 SO 0 | BB 1 IBB 0 HBP 0 BLK 0 | WP 0 HR 0 S 9 P 16 | ERA 27.00 WHIP 6.000 | | | | | | | | | | | | | | | | |
| 60 Manny Corpas, R (8.1) ERA: 3.1 | 0.2 H 2 | H 0 R 0 ER 0 SO 0 | BB 0 IBB 0 HBP 0 BLK 0 | WP 0 HR 0 S 2 P 2 | ERA 0.00 WHIP 0.000 | | | | | | | | | | | | | | | | |
| 40 Brian Fuentes, L (9.1) ERA: 3.38 | 1.0 S 3 | H 0 R 0 ER 0 SO 1 | BB 1 IBB 0 HBP 0 BLK 0 | WP 0 HR 0 S 10 P 15 | ERA 0.00 WHIP 1.000 | | | | | | | | | | | | | | | | |

Atlanta Braves @ Colorado Rockies
Coors Field, Denver, CO
Fri Sep 22 2006, 6:05 PM MDT
Att: 33,260 - Cloudy - 46 F

AB 32
R 4
H 9
RBI 4
BB 4
SO 7
LOB 15



| Batter | 1 | 2 | 3 | 4 | 5 | 6 | 7 | 8 | 9 | AB | R | H | RBI | BB | SO | LOB | BOTTOM | | | |
|---|---|----------------------------------|---|---|--|---|---|---|-------------------------------|----------------------------------|-------------------------------|----------------------------------|------------------------------|----------------------------------|------------------------------|----------------------------------|----------------------------------|------------------------------------|--|--|
| 7 Kazuo Matsui, S (1.4) OBP: 0.299, SLG: 0.347 |  | |  | |  |  | |  | | 5 | 0 | 2 | 1 | 0 | 1 | 0 | | | | |
| 15 Jeff Salazar, L (1.8) OBP: 0.415, SLG: 0.367 |  | |  | |  |  | | | | 2 | 1 | 0 | 0 | 2 | 1 | 0 | | | | |
| 27 Garrett Atkins, R (1.5) OBP: 0.401, SLG: 0.551 |  | |  | |  |  | | | | 3 | 1 | 0 | 0 | 1 | 0 | 2 | | | | |
| 5 Matt Holliday, R (1.7) OBP: 0.390, SLG: 0.581 |  | | |  |  |  | | | | 3 | 1 | 0 | 0 | 1 | 0 | 5 | | | | |
| 17 Todd Helton, L (1.3) OBP: 0.407, SLG: 0.488 |  | | |  |  | |  | | | 4 | 1 | 3 | 2 | 0 | 0 | 0 | | | | |
| 10 Jeff Baker, R (1.9) ERA: 4.96 Ray King, L (8.1) 60 Manny Corpas, R (8.1) 40 Brian Fuentes, L (9.1) |  | | |  |  | |  | | | 4 | 1 | 1 | 3 | 0 | 1 | 3 | | | | |
| 2 Troy Tulowitzki, R (1.6) OBP: 0.350, SLG: 0.324 |  | | |  |  | |  | | | 4 | 0 | 2 | 0 | 0 | 0 | 1 | | | | |
| 20 Chris Iannetta, R (1.2) OBP: 0.382, SLG: 0.404 |  | | |  | | |  | | | 4 | 1 | 2 | 0 | 0 | 1 | 4 | | | | |
| 37 Josh Fogg, R (1.1) Nate Field, R (7.1) 11 Brad Hawpe, L (8.9) |  | | |  | |  | |  | | 2 | 0 | 0 | 0 | 0 | 2 | 4 | | | | |
| Inning Stats | R: 0 E: 0 K: 1 S: 10 | H: 0 LOB: 0 BB: 0 P: 14 | R: 2 E: 0 K: 2 S: 15 | H: 3 LOB: 1 BB: 0 P: 20 | R: 0 E: 0 K: 0 S: 9 | H: 0 LOB: 0 BB: 0 P: 15 | R: 0 E: 0 K: 2 S: 20 | H: 2 LOB: 3 BB: 1 P: 28 | R: 3 E: 0 K: 0 S: 14 | H: 2 LOB: 1 BB: 2 P: 23 | R: 1 E: 0 K: 0 S: 11 | H: 2 LOB: 2 BB: 1 P: 23 | R: 0 E: 0 K: 0 S: 6 | H: 0 LOB: 0 BB: 0 P: 11 | R: 0 E: 0 K: 1 S: 8 | H: 1 LOB: 0 BB: 0 P: 14 | 1B: 7 2B: 2 3B: 0 HR: 1 | SF: 0 SAC: 1 DP: 0 HBP: 0 | WP: 0 PA: 37 PB: 1 SB: 2 CS: 0 | |
| PITCHER | IP WLS BF H R ER SO BB IBB HBP BLK WP HR S P ERA WHIP | | | | | | | | | | | | | | | | | | | |
| 15 Tim Hudson, R (1.1) ERA: 4.96 | 5.1 L 29 | H 9 R 6 ER 6 SO 5 | BB 4 IBB 0 HBP 0 BLK 0 | WP 0 HR 1 S 75 P 114 | ERA 10.12 WHIP 2.438 | | | | | | | | | | | | | | | |
| 54 Chad Paronto, R (6.1) ERA: 3.21 | 0.2 | H 0 R 0 ER 0 SO 0 | BB 0 IBB 0 HBP 0 BLK 0 | WP 0 HR 0 S 4 P 9 | ERA 0.00 WHIP 0.000 | | | | | | | | | | | | | | | |
| Oscar Villareal, R (7.1) ERA: 3.67 | 2.0 | H 1 R 0 ER 0 SO 1 | BB 0 IBB 0 HBP 0 BLK 0 | WP 0 HR 0 S 14 P 25 | ERA 0.00 WHIP 0.500 | | | | | | | | | | | | | | | |

Atlanta Braves @ Colorado Rockies
Coors Field, Denver, CO
Fri Sep 22 2006, 6:05 PM MDT
Att: 33,260 - Cloudy - 46 F

AB 32
R 6
H 10
RBI 6
BB 4
SO 6
LOB 19



| Batter | 1 | 2 | 3 | 4 | 5 | 6 | 7 | 8 | 9 | AB | R | H | RBI | BB | SO | LOB | TOP | | | | | |
|--|------------------------------------|----------------------------------|-------------------------------|----------------------------------|-------------------------------|----------------------------------|--|----------------------------------|-------------------------------|----------------------------------|-------------------------------|----------------------------------|-------------------------------|----------------------------------|-------------------------------|----------------------------------|------------------------------|----------------------------------|----------------------------------|------------------------------------|----------------------------------|--------|
| Marcus Giles, R (1,4) OBP: 0.345, SLG: 0.394 | 4-0 10 BB 11 BB HBP BB | 1-3 K | 1-3 K | | 2-2 P6 | | 1-3 K | 1-2 SAFE 1-0 1B | | 5 | 1 | 1 | 0 | 1 | 3 | 4 | | | | | | |
| 11 Edgar Renteria, R (1,6) OBP: 0.361, SLG: 0.429 | 4-1 HBP 16 BB HR BB | 1-2 10 BB 2B 1B | | 0-0 G6-3 | | 2-2 HR | | 0-0 P3 1B | 2-0 G4-3 | 5 | 2 | 2 | 1 | 1 | 0 | 2 | | | | | | |
| 10 Chipper Jones, S (1,5) OBP: 0.409, SLG: 0.591 Ryan Langerhans, L (6, PR) OBP: 0.342, SLG: 0.373 | 4-1 HBP 16 HR BB | 1-0 2B | | 2-2 HR | | 0-0 2B | | 4-1 16 BB BB | | 3 | 2 | 3 | 1 | 2 | 0 | 0 | | | | | | |
| Andruw Jones, R (1,8) OBP: 0.361, SLG: 0.529 | 1-1 16 HR HBP BB | 1-2 P2 | | 3-2 G5-3 | | 4-1 7 BB G6-4-3 BB | | 3-2 L7 | | 3 | 1 | 0 | 1 | 1 | 0 | 3 | | | | | | |
| 16 Brian McCann, L (1,2) OBP: 0.391, SLG: 0.570 | 3-2 1-H 2-H 3-H HR | 1-1 F7 | | 2-2 HR | | 3-3 K | | 1-2 1B | | 5 | 2 | 3 | 5 | 0 | 1 | 4 | | | | | | |
| 7 Jeff Francoeur, R (1,9) OBP: 0.294, SLG: 0.437 | 0-2 G6-3 | | 1-2 F9 | | 0-3 K | | 2-1 G6-4-3 | | 2-1 G1-3 | 5 | 0 | 0 | 0 | 0 | 1 | 4 | | | | | | |
| Adam LaRoche, L (1,3) OBP: 0.359, SLG: 0.567 Scott Thorman, L (5, PH) OBP: 0.270, SLG: 0.436 | 2-3 K | | 0-0 36 SH5-4 23 1B | | 2-2 2B | | 1-2 G4-3 | | 1-1 1B | 2 | 0 | 1 | 0 | 0 | 1 | 0 | | | | | | |
| 14 Willy Aybar, S (9, PH) OBP: 0.356, SLG: 0.385 | | | 2-0 1B | | 1-1 P5 | | 1-0 L9 | | 0-1 F9 | 4 | 0 | 2 | 0 | 0 | 0 | 1 | | | | | | |
| 23 Matt Diaz, R (1,7) OBP: 0.373, SLG: 0.477 24 Martin Prado, R (8,5) OBP: 0.364, SLG: 0.436 | 3-1 2B | | 1-2 36 SH5-4 1B | | 1-2 1B | | 2-3 K | | 2-2 WP 1B | 2 | 0 | 0 | 0 | 0 | 1 | 2 | | | | | | |
| 36 Chuck James, L (1,1) OBP: 0.269, SLG: 0.330 Oscar Villarreal, L (5,1) Daryle Ward, L (7, PH) 49 Macay McBride, L (7,1) Tyler Yates, R (8,1) 8 Braynan Peña, S (8, PH) OBP: 0.308, SLG: 0.376 | 2-2 G5-3 | | 1-1 SH5-4 | | 1-2 2-3 | | | | 0-0 F9 | 1 | 0 | 0 | 0 | 0 | 0 | 1 | | | | | | |
| Inning Stats | R: 5 E: 0 K: 1 S: 22 | H: 2 LOB: 1 BB: 3 P: 45 | R: 0 E: 0 K: 1 S: 12 | H: 2 LOB: 2 BB: 0 P: 17 | R: 0 E: 0 K: 1 S: 12 | H: 2 LOB: 2 BB: 0 P: 17 | R: 2 E: 0 K: 1 S: 14 | H: 2 LOB: 0 BB: 1 P: 21 | R: 0 E: 0 K: 1 S: 11 | H: 1 LOB: 1 BB: 0 P: 18 | R: 1 E: 0 K: 1 S: 10 | H: 2 LOB: 1 BB: 1 P: 21 | R: 0 E: 0 K: 1 S: 11 | H: 1 LOB: 1 BB: 0 P: 16 | R: 0 E: 0 K: 0 S: 10 | H: 1 LOB: 2 BB: 1 P: 20 | R: 0 E: 0 K: 0 S: 7 | H: 2 LOB: 2 BB: 0 P: 11 | 1B: 7 2B: 4 3B: 0 HR: 4 | SF: 0 SAC: 1 DP: 1 HBP: 1 | WP: 1 PB: 0 SB: 0 CS: 0 | PA: 47 |
| PITCHER | IP ERA WHIP | WLS BF | H R ER SO | BB IBB HBP BLK | WP HR S P | ERA WHIP | PITCHER | IP ERA WHIP | WLS BF | H R ER SO | BB IBB HBP BLK | WP HR S P | ERA WHIP | | | | | | | | | |
| 51 Juan Morillo, R (1,1) ERA: 15.75 | 4.0 | 24 | 8 7 7 4 | 3 0 1 0 | 0 3 60 100 | 15.75 2.750 | 40 Brian Fuentes, L (9,1) ERA: 3.41 | 1.0 | 5 | 2 0 0 0 | 0 0 0 0 | 0 0 7 11 | 0.00 2.000 | | | | | | | | | |
| Justin Hampson, L (5,1) ERA: 8.55 | 1.0 | 7 | 3 1 1 1 | 1 0 0 0 | 0 1 16 29 | 9.00 4.000 | | | | | | | | | | | | | | | | |
| Mike Venafro, L (6,1) ERA: 3.86 | 1.0 | 2 | 0 0 0 1 | 0 0 0 0 | 0 0 5 10 | 0.00 0.000 | | | | | | | | | | | | | | | | |
| 61 Ramon E Ramirez, R (7,1) ERA: 3.27 | 1.2 | 7 | 1 0 0 1 | 1 0 0 0 | 1 0 16 28 | 0.00 1.200 | | | | | | | | | | | | | | | | |
| Jeremy Affeldt, L (8,1) ERA: 6.3 | 0.1 | W 2 | 1 0 0 0 | 0 0 0 0 | 0 0 5 8 | 0.00 3.000 | | | | | | | | | | | | | | | | |

Atlanta Braves @ Colorado Rockies
Coors Field, Denver, CO
Sun Sep 24 2006, 1:05 PM MDT
Att: 30,216 - Sunny - 61 F

AB 40
R 8
H 15
RBI 8
BB 5
SO 7
LOB 22



| Batter | 1 | 2 | 3 | 4 | 5 | 6 | 7 | 8 | 9 | AB | R | H | RBI | BB | SO | LOB | BOTTOM | | | |
|--|------------------------------|----------------------------------|------------------------------|----------------------------------|------------------------------|----------------------------------|------------------------------|----------------------------------|-------------------------------|----------------------------------|-------------------------------|----------------------------------|-------------------------------|----------------------------------|-------------------------------|----------------------------------|----------------------------------|------------------------------------|----------------------------------|--------|
| Jamey Carroll, R (1,4) OBP: 0.376, SLG: 0.392 | 0-1 L4 | | 3-2 2B | | 4-1 19 BB 5 HR | | 0-1 L3 | 1-1 11 HR 1B | | 4 | 2 | 2 | 0 | 1 | 0 | 1 | | | | |
| 19 Ryan Spillborghs, R (1,8) OBP: 0.330, SLG: 0.429 11 Brad Hawpe, L (8, PH) OBP: 0.375, SLG: 0.499 | 0-2 F9 | | 1-0 L8 | | 1-0 5 HR 2B | | 4-2 BB | 1-2 HR | | 3 | 1 | 1 | 0 | 1 | 0 | 1 | | | | |
| 10 Jeff Baker, R (1,9) OBP: 0.370, SLG: 0.867 18 Cory Sullivan, L (6, PR) OBP: 0.323, SLG: 0.408 | 2-2 G5-3 | | | 0-1 HR | 0-0 5 HR 1B | | 1-3 K | 1-1 3B | | 5 | 2 | 3 | 1 | 0 | 1 | 2 | | | | |
| 5 Matt Holliday, R (1,7) OBP: 0.391, SLG: 0.592 | | 2-3 K | | 4-0 17 BB 12 G3 1B | 1-0 HR | | 2-2 12 BB 2B 3B | 1-3 K | | 4 | 3 | 2 | 4 | 1 | 2 | 1 | | | | |
| 17 Todd Helton, L (1,3) OBP: 0.408, SLG: 0.487 | | 0-0 1B | | 2-1 G3 | 0-1 G4-3 | | 1-2 P3 | 4-0 FC6-4 IBB | | 4 | 0 | 1 | 0 | 1 | 0 | 2 | | | | |
| Vinny Castilla, R (1,5) OBP: 0.283, SLG: 0.315 | | 0-0 L7 | | 0-1 G6-3 | 2-0 12 FC4-6 HBP | | 2-3 K | 2-1 FC6-4 | | 4 | 0 | 0 | 0 | 0 | 1 | 5 | | | | |
| 12 Clint Barmes, R (1,6) OBP: 0.266, SLG: 0.340 | | 2-3 K | | 0-0 1B | 2-2 FC4-6 | | 0-0 2B | | | 4 | 0 | 2 | 2 | 0 | 1 | 2 | | | | |
| 55 Alvin Colina, R (1,2) OBP: 0.200, SLG: 0.200 | | | 1-1 G6-3 | 1-0 G5-3 | | 3-2 L5 | | 1-3 K | | 4 | 0 | 0 | 0 | 0 | 1 | 2 | | | | |
| 51 Juan Morillo, R (1,1) Justin Hampson, L (5,1) Mike Venafro, L (6,1) 15 Jeff Salazar, L (6, PH) 61 Ramon E Ramirez, R (7,1) Jeremy Affeldt, L (8,1) 7 Kazuo Matsui, S (8, PH) 40 Brian Fuentes, L (9,1) | | | 1-1 F9 | | 1-3 K | | 2-2 2B | | 1-3 K | 1 | 0 | 0 | 0 | 0 | 0 | 0 | | | | |
| Inning Stats | R: 0 E: 0 K: 0 S: 8 | H: 0 LOB: 0 BB: 0 P: 10 | R: 0 E: 0 K: 2 S: 8 | H: 1 LOB: 1 BB: 0 P: 12 | R: 0 E: 0 K: 0 S: 8 | H: 1 LOB: 1 BB: 0 P: 14 | R: 2 E: 0 K: 0 S: 8 | H: 2 LOB: 1 BB: 1 P: 15 | R: 4 E: 0 K: 1 S: 14 | H: 3 LOB: 1 BB: 1 P: 25 | R: 0 E: 0 K: 1 S: 13 | H: 1 LOB: 2 BB: 1 P: 23 | R: 1 E: 0 K: 2 S: 15 | H: 2 LOB: 1 BB: 0 P: 22 | R: 2 E: 0 K: 2 S: 17 | H: 3 LOB: 2 BB: 1 P: 28 | 1B: 4 2B: 4 3B: 2 HR: 3 | SF: 0 SAC: 0 DP: 0 HBP: 1 | WP: 0 PB: 0 SB: 0 CS: 0 | PA: 42 |
| PITCHER | IP ERA WHIP | WLS BF | H R ER SO | BB IBB HBP BLK | WP HR S P | ERA WHIP | PITCHER | IP ERA WHIP | WLS BF | H R ER SO | BB IBB HBP BLK | WP HR S P | ERA WHIP | | | | | | | |
| 36 Chuck James, L (1,1) ERA: 3.86 | 5.0 | 25 | 7 6 6 3 | 2 0 1 0 | 0 2 46 76 | 10.80 1.800 | | | | | | | | | | | | | | |
| Oscar Villarreal, R (6,1) ERA: 3.63 | 1.0 | H 5 | 1 0 0 1 | 1 0 0 0 | 0 0 13 23 | 0.00 2.000 | | | | | | | | | | | | | | |
| 49 Macay McBride, L (7,1) ERA: 3.71 | 1.0 | H 5 | 2 1 1 2 | 0 0 0 0 | 0 0 15 22 | 9.00 2.000 | | | | | | | | | | | | | | |
| Tyler Yates, R (8,1) ERA: 4.13 | 1.0 | L 7 | 3 2 2 2 | 0 1 0 0 | 0 1 17 28 | 18.00 3.000 | | | | | | | | | | | | | | |

Atlanta Braves @ Colorado Rockies
Coors Field, Denver, CO
Sun Sep 24 2006, 1:05 PM MDT
Att: 30,216 - Sunny - 61 F

AB 37
R 9
H 13
RBI 9
BB 4
SO 8
LOB 16



| Batter | 1 | 2 | 3 | 4 | 5 | 6 | 7 | 8 | 9 | AB | R | H | RBI | BB | SO | LOB | TOP | | | | |
|---|---------------------------------|----------------------------------|--------------------------------|---------------------------------|--------------------------------|----------------------------------|--------------------------------|----------------------------------|--------------------------------|----------------------------------|--------------------------------|---------------------------------|--------------------------------|----------------------------------|--------------------------------|----------------------------------|----------------------------------|------------------------------------|----------------------------------|--------------------------------|--|
| 7 José Reyes, S OBP: 0.353, SLG: 0.491 | 1-1 16 1B 16 S 1B | | 1-2 P6 | | 0-0 G3 | | | 1-2 G6-3 | | 4 | 0 | 1 | 0 | 0 | 0 | 0 | | | | | |
| 16 Paul Lo Duca, R OBP: 0.351, SLG: 0.426 Mike DiFelice, R OBP: 0.233, SLG: 0.120 | 3-2 1B | | 0-3 K | | 2-2 F7 | | | 2-0 2B | | 4 | 0 | 2 | 0 | 0 | 1 | 0 | | | | | |
| 15 Carlos Beltrán, S OBP: 0.385, SLG: 0.598 | 1-3 K | | | 2-2 G4-3 | | 4-2 BB | | 2-3 K | | 3 | 0 | 0 | 0 | 1 | 2 | 3 | | | | | |
| 21 Carlos Delgado, L OBP: 0.358, SLG: 0.545 | 1-3 K | | | 1-0 G4-3 5 1B | | 2-2 K | | 0-0 G3 | | 4 | 0 | 1 | 0 | 0 | 2 | 4 | | | | | |
| 5 David Wright, R OBP: 0.381, SLG: 0.531 | 0-1 F8 | | | 2-2 G4-3 1B | | 2-0 F9 | | | 2-1 22 1B | 4 | 0 | 2 | 0 | 0 | 0 | 3 | | | | | |
| Cliff Floyd, L OBP: 0.323, SLG: 0.404 44 Lastings Milledge, R OBP: 0.315, SLG: 0.357 | | 1-0 22 G3-6 1B | | 0-0 G4-3 | | 0-1 L4 | | | 3-2 F9 | 3 | 0 | 1 | 0 | 0 | 0 | 3 | | | | | |
| 22 Jose Valentin, S OBP: 0.328, SLG: 0.492 | | 0-0 G3-6 1-2 | | 4-2 BB | | | 2-0 P5 | | 1-2 10 G1-6-3 1B | 3 | 0 | 1 | 0 | 1 | 0 | 1 | | | | | |
| 10 Endy Chavez, L OBP: 0.348, SLG: 0.430 | | 3-1 G1-3 | | 0-1 G4-3 | | | 0-0 G1 | | 1-1 G1-6-3 1-2 | 4 | 0 | 0 | 0 | 0 | 0 | 5 | | | | | |
| 46 Oliver Pérez, L OBP: 0.132, SLG: 0.108 43 Royce Ring, L | | | 2-3 K | | 1-2 G6-3 | | 1-1 G4-3 | | | 2 | 0 | 0 | 0 | 0 | 1 | 0 | | | | | |
| 1 Anderson Hernandez, S (7, FH) Heath Bell, R Roberto Hernandez, R | | | | | | | | | | 0 | 0 | 0 | 0 | 0 | 0 | 0 | | | | | |
| Inning Stats | R: 0 E: 0 K: 2 S: 14 | H: 2 LOB: 2 BB: 0 P: 20 | R: 0 E: 0 K: 0 S: 4 | H: 1 LOB: 0 BB: 0 P: 8 | R: 0 E: 0 K: 2 S: 11 | H: 0 LOB: 0 BB: 0 P: 14 | R: 0 E: 0 K: 0 S: 12 | H: 2 LOB: 3 BB: 0 P: 21 | R: 0 E: 0 K: 1 S: 10 | H: 0 LOB: 1 BB: 1 P: 18 | R: 0 E: 0 K: 0 S: 4 | H: 0 LOB: 0 BB: 0 P: 7 | R: 0 E: 0 K: 1 S: 9 | H: 1 LOB: 1 BB: 0 P: 14 | R: 0 E: 0 K: 0 S: 11 | H: 2 LOB: 1 BB: 0 P: 18 | 1B: 7 2B: 1 3B: 0 HR: 0 | SF: 0 SAC: 0 DP: 2 HBP: 0 | WP: 0 PB: 0 SB: 1 CS: 0 | PA: 35 | |
| PITCHER | IP WLS BF ERA WHIP | IP WLS BF ERA WHIP | IP WLS BF ERA WHIP | IP WLS BF ERA WHIP | IP WLS BF ERA WHIP | IP WLS BF ERA WHIP | IP WLS BF ERA WHIP | IP WLS BF ERA WHIP | IP WLS BF ERA WHIP | IP WLS BF ERA WHIP | IP WLS BF ERA WHIP | IP WLS BF ERA WHIP | IP WLS BF ERA WHIP | IP WLS BF ERA WHIP | IP WLS BF ERA WHIP | IP WLS BF ERA WHIP | IP WLS BF ERA WHIP | IP WLS BF ERA WHIP | IP WLS BF ERA WHIP | IP WLS BF ERA WHIP | |
| 29 John Smoltz, R ERA: 3.58 49 Macay McBride, L ERA: 3.64 | 8.0 W 31 0.00 1.000 | 1.0 L 4 0.00 2.000 | | | | | | | | | | | | | | | | | | | |

New York Mets @ Atlanta Braves
Turner Field, Atlanta, GA
Tue Sep 26 2006, 7:35 PM EDT
Att: 22,607 - Partly Cloudy - 70 F

AB 33
R 0
H 8
RBI 0
BB 2
SO 6
LOB 20



| Batter | 1 | 2 | 3 | 4 | 5 | 6 | 7 | 8 | 9 | AB | R | H | RBI | BB | SO | LOB | BOTTOM | | | | |
|---|---------------------------------|----------------------------------|---------------------------------|----------------------------------|--------------------------------|----------------------------------|--------------------------------|----------------------------------|--------------------------------|----------------------------------|--------------------------------|----------------------------------|--------------------------------|----------------------------------|--------------------------------|----------------------------------|----------------------------------|------------------------------------|----------------------------------|--------------------------------|--|
| 14 Willy Aybar, S OBP: 0.368, SLG: 0.409 | 1-0 11 SF8 2B | | 1-1 HR | | 4-2 G6-4-3 BB | | 1-1 G3 1B | 4-2 11 1B 2B | | 3 | 3 | 3 | 1 | 2 | 0 | 0 | | | | | |
| Marcus Giles, R OBP: 0.347, SLG: 0.395 24 Martin Prado, R OBP: 0.364, SLG: 0.436 | 0-0 HR 1B | | 4-2 11 L5-3 BB | | 2-0 G6-4-3 1-2 | | 0-0 G3 | 2-2 11 1B 2B | | 4 | 2 | 2 | 1 | 1 | 0 | 2 | | | | | |
| 11 Edgar Renteria, R Tony Pena Jr., R OBP: 0.231, SLG: 0.324 | 0-0 SF8 | | 0-0 L5-3 | | 2-3 K | | 3-2 G1-3 | 3-2 1B 2B | | 4 | 0 | 1 | 4 | 0 | 1 | 2 | | | | | |
| Andrew Jones, R OBP: 0.363, SLG: 0.535 | 0-1 HR | | 4-0 BB | | 1-1 7 2B 23 SF9 1B | | | G4-3 K | | 4 | 2 | 2 | 2 | 1 | 1 | 1 | | | | | |
| 7 Jeff Francoeur, R OBP: 0.290, SLG: 0.438 | 1-0 P3 | | 2-0 F8 | | 0-0 23 SF9 2B | | | 0-1 G1-3 | | 4 | 0 | 1 | 0 | 0 | 0 | 1 | | | | | |
| 23 Matt Diaz, R Ryan Langerhans, L OBP: 0.373, SLG: 0.488 OBP: 0.344, SLG: 0.375 | 3-3 K | | | 0-0 HR | 0-0 SF9 2B | | | 3-2 16 2B 1B | | 2 | 1 | 1 | 2 | 0 | 1 | 0 | | | | | |
| 16 Brian McCann, L OBP: 0.359, SLG: 0.569 8 Brayan Peña, S OBP: 0.308, SLG: 0.378 | | 3-1 P6 | | 0-0 G4-3 | | | | 1-0 1B 2B | | 4 | 1 | 1 | 1 | 0 | 1 | 1 | | | | | |
| Scott Thorman, L OBP: 0.270, SLG: 0.430 | | 2-3 K | | 1-3 K | | | | 3-1 1B 2B | | 4 | 1 | 1 | 0 | 0 | 2 | 1 | | | | | |
| 29 John Smoltz, R Daryle Ward, L OBP: 0.182, SLG: 0.177 OBP: 0.382, SLG: 0.560 49 Macay McBride, L | | 0-0 G4-3 | | 1-3 K | | | | 2-2 1B 1B | | 3 | 0 | 0 | 0 | 0 | 2 | 0 | | | | | |
| Inning Stats | R: 3 E: 0 K: 1 S: 10 | H: 3 LOB: 0 BB: 0 P: 15 | R: 0 E: 0 K: 1 S: 6 | H: 0 LOB: 0 BB: 0 P: 11 | R: 1 E: 0 K: 0 S: 6 | H: 1 LOB: 1 BB: 2 P: 17 | R: 1 E: 0 K: 2 S: 8 | H: 1 LOB: 0 BB: 0 P: 10 | R: 0 E: 0 K: 1 S: 7 | H: 2 LOB: 1 BB: 1 P: 15 | R: 1 E: 0 K: 1 S: 10 | H: 1 LOB: 1 BB: 0 P: 15 | R: 0 E: 0 K: 1 S: 10 | H: 1 LOB: 1 BB: 0 P: 15 | R: 6 E: 0 K: 1 S: 31 | H: 6 LOB: 1 BB: 1 P: 51 | 1B: 7 2B: 5 3B: 0 HR: 3 | SF: 2 SAC: 0 DP: 2 HBP: 0 | WP: 0 PB: 0 SB: 0 CS: 0 | PA: 40 | |
| PITCHER | IP WLS BF ERA WHIP | IP WLS BF ERA WHIP | IP WLS BF ERA WHIP | IP WLS BF ERA WHIP | IP WLS BF ERA WHIP | IP WLS BF ERA WHIP | IP WLS BF ERA WHIP | IP WLS BF ERA WHIP | IP WLS BF ERA WHIP | IP WLS BF ERA WHIP | IP WLS BF ERA WHIP | IP WLS BF ERA WHIP | IP WLS BF ERA WHIP | IP WLS BF ERA WHIP | IP WLS BF ERA WHIP | IP WLS BF ERA WHIP | IP WLS BF ERA WHIP | IP WLS BF ERA WHIP | IP WLS BF ERA WHIP | IP WLS BF ERA WHIP | |
| 46 Oliver Pérez, L ERA: 6.71 43 Royce Ring, L ERA: 2.53 Heath Bell, R ERA: 5.11 Roberto Hernandez, R ERA: 3.06 | 5.1 L 24 0.00 1.875 | 0.2 L 2 0.00 0.000 | 1.2 L 13 0.00 4.800 | 0.1 L 1 0.00 0.000 | | | | | | | | | | | | | | | | | |

New York Mets @ Atlanta Braves
Turner Field, Atlanta, GA
Tue Sep 26 2006, 7:35 PM EDT
Att: 22,607 - Partly Cloudy - 70 F

AB 34
R 12
H 14
RBI 12
BB 4
SO 8
LOB 8



| Batter | 1 | 2 | 3 | 4 | 5 | 6 | 7 | 8 | 9 | AB | R | H | RBI | BB | SO | LOB | TOP | | | | |
|--|-------------------------------|----------------------------------|------------------------------|----------------------------------|-------------------------------|----------------------------------|------------------------------|----------------------------------|-------------------------------|----------------------------------|-------------------------------|----------------------------------|-------------------------------|----------------------------------|------------------------------|---------------------------------|----------------------------------|------------------------------------|-------------------------|--------|--|
| 7 José Reyes, S OBP: 0.353, SLG: 0.489 1 Anderson Hernandez, S OBP: 0.150, SLG: 0.152 | F9 | | FC6 | | P3 | | | F8 | | 2 | 0 | 0 | 0 | 1 | 0 | 0 | | | | | |
| 10 Endy Chavez, L OBP: 0.350, SLG: 0.431 | K | | FC6 | | | 1B | | 1B | | 4 | 0 | 2 | 0 | 0 | 1 | 2 | | | | | |
| 15 Carlos Beltrán, S OBP: 0.365, SLG: 0.596 Chris Woodward, R OBP: 0.282, SLG: 0.314 | | | G3-1 | | | G4-3 | | 1B | | 2 | 0 | 0 | 0 | 1 | 0 | 3 | | | | | |
| 21 Carlos Delgado, L OBP: 0.358, SLG: 0.545 Julio Franco, R OBP: 0.321, SLG: 0.342 | G6-3 | | | | 2B | G4-3 | | G4-6-3 | | 3 | 1 | 1 | 0 | 0 | 0 | 2 | | | | | |
| 5 David Wright, R OBP: 0.381, SLG: 0.530 49 Philip Humber, R OBP: 0.333, SLG: 0.583 Brian Bannister, R OBP: 0.333, SLG: 0.583 Ricky Ledee, L OBP: 0.236, SLG: 0.333 | | 1B | | | F8 | | | F9 | | 3 | 0 | 1 | 0 | 0 | 0 | 2 | | | | | |
| 20 Shawn Green, L OBP: 0.343, SLG: 0.426 | G5-4-3 | | | | G3 | | | | | 3 | 0 | 0 | 1 | 1 | 1 | | | | | | |
| 22 Jose Valentin, S OBP: 0.325, SLG: 0.487 | | | P5 | | G3 | | | P5 | | 4 | 0 | 0 | 0 | 0 | 0 | 1 | | | | | |
| 11 Ramon Castro, R OBP: 0.328, SLG: 0.375 | | | FC6 | | | P4 | | K | | 3 | 0 | 1 | 0 | 0 | 1 | 1 | | | | | |
| 45 Pedro Martinez, R OBP: 0.150, SLG: 0.132 Darren Oliver, R OBP: 0.188, SLG: 0.200 Michael Tucker, L OBP: 0.403, SLG: 0.360 | | | B2-4 | | | K | | F8 | | 1 | 0 | 0 | 0 | 0 | 0 | 1 | | | | | |
| | | | | | | | | | | 1 | 0 | 0 | 0 | 0 | 1 | 0 | | | | | |
| | | | | | | | | | | 1 | 0 | 0 | 0 | 0 | 1 | 0 | | | | | |
| Inning Stats | R: 0 E: 0 K: 1 S: 11 | H: 0 LOB: 1 BB: 1 P: 18 | R: 0 E: 0 K: 0 S: 7 | H: 1 LOB: 0 BB: 0 P: 10 | R: 0 E: 0 K: 0 S: 14 | H: 1 LOB: 2 BB: 1 P: 25 | R: 1 E: 0 K: 0 S: 4 | H: 1 LOB: 0 BB: 0 P: 10 | R: 0 E: 0 K: 1 S: 12 | H: 0 LOB: 0 BB: 0 P: 11 | R: 0 E: 0 K: 0 S: 14 | H: 0 LOB: 1 BB: 1 P: 25 | R: 0 E: 0 K: 1 S: 13 | H: 2 LOB: 1 BB: 0 P: 21 | R: 0 E: 0 K: 1 S: 7 | H: 0 LOB: 0 BB: 0 P: 8 | 1B: 4 2B: 2 3B: 0 HR: 0 | SF: 0 SAC: 0 DP: 2 HBP: 0 | WP: 0 PB: 0 CS: 0 | PA: 34 | |
| PITCHER | IP | WLS | BF | H | R | ER | SO | BB | IBB | HBP | BLK | WP | HR | S | P | ERA | WHIP | | | | |
| 15 Tim Hudson, R ERA: 4.86 | 6.0 | W | 24 | 4 | 1 | 1 | 2 | 3 | 0 | 0 | 0 | 0 | 0 | 57 | 98 | 1.50 | 1.167 | | | | |
| 58 Peter Moylan, R ERA: 4.15 | 1.0 | | 3 | 0 | 0 | 0 | 1 | 0 | 0 | 0 | 0 | 0 | 0 | 12 | 19 | 0.00 | 0.000 | | | | |
| Wayne Franklin, L ERA: 8.53 | 1.0 | | 4 | 2 | 0 | 0 | 0 | 0 | 0 | 0 | 0 | 0 | 0 | 13 | 21 | 0.00 | 2.000 | | | | |
| John Thomson, R ERA: 4.82 | 1.0 | | 3 | 0 | 0 | 0 | 1 | 0 | 0 | 0 | 0 | 0 | 0 | 7 | 8 | 0.00 | 0.000 | | | | |

New York Mets @ Atlanta Braves
Turner Field, Atlanta, GA
Wed Sep 27 2006, 7:35 PM EDT
Att: 23,177 - Clear - 73 F

AB 31
R 1
H 6
RBI 1
BB 3
SO 4
LOB 16



| Batter | 1 | 2 | 3 | 4 | 5 | 6 | 7 | 8 | 9 | AB | R | H | RBI | BB | SO | LOB | BOTTOM | | | | |
|--|-------------------------------|----------------------------------|------------------------------|----------------------------------|-------------------------------|----------------------------------|------------------------------|---------------------------------|-------------------------------|----------------------------------|-------------------------------|----------------------------------|-------------------------------|----------------------------------|------------------------------|---------------------------------|----------------------------------|------------------------------------|-------------------------|--------|--|
| Marcus Giles, R OBP: 0.346, SLG: 0.394 4 Pete Orr, L OBP: 0.268, SLG: 0.338 | L7 | | K | | | F7 | | P5 | | 4 | 1 | 1 | 0 | 0 | 1 | 1 | | | | | |
| 11 Edgar Renteria, R OBP: 0.359, SLG: 0.430 Tony Pena Jr., R OBP: 0.220, SLG: 0.308 | G6-3 | | FC5-4 | | G5-3 | K | | F7 | | 3 | 1 | 1 | 0 | 0 | 0 | 0 | | | | | |
| 10 Chipper Jones, S OBP: 0.409, SLG: 0.598 14 Willy Aybar, S OBP: 0.367, SLG: 0.408 | F8 | | FC5-4 | | G5-3 | HR | | K | | 4 | 1 | 2 | 3 | 0 | 0 | 0 | | | | | |
| Andrew Jones, R OBP: 0.363, SLG: 0.534 23 Matt Diaz, R OBP: 0.369, SLG: 0.483 | | | FC5-4 | | P3 | G6-3 | | G4-3 | | 1 | 2 | 0 | 1 | 1 | 0 | 1 | | | | | |
| 16 Brian McCann, L OBP: 0.392, SLG: 0.583 Todd Pratt, R OBP: 0.272, SLG: 0.341 | | G4-3 | HR | | G3 | HR | | P4 | | 4 | 2 | 3 | 3 | 0 | 0 | 0 | | | | | |
| 7 Jeff Francoeur, R OBP: 0.291, SLG: 0.447 Daryle Ward, L OBP: 0.379, SLG: 0.556 | | P6 | HR | | E5 | HR | | G1-3 | | 4 | 3 | 2 | 3 | 0 | 0 | 1 | | | | | |
| Scott Thorman, L OBP: 0.289, SLG: 0.448 | | G4-3 | K | | K | HR | | | | 4 | 1 | 1 | 1 | 0 | 2 | 2 | | | | | |
| Ryan Langerhans, L OBP: 0.351, SLG: 0.382 | | | HR | | | | | | | 2 | 1 | 2 | 1 | 2 | 0 | 0 | | | | | |
| 15 Tim Hudson, R OBP: 0.123, SLG: 0.111 58 Peter Moylan, R ERA: 3.49 Wayne Franklin, L OBP: 0.267, SLG: 0.333 | | G5-3 | E6 | | G4-3 | P4 | | | | 4 | 0 | 1 | 1 | 0 | 0 | 4 | | | | | |
| | | | | | | | | | | 0 | 0 | 0 | 0 | 0 | 0 | 0 | | | | | |
| | | | | | | | | | | 0 | 0 | 0 | 0 | 0 | 0 | 0 | | | | | |
| | | | | | | | | | | 0 | 0 | 0 | 0 | 0 | 0 | 0 | | | | | |
| Inning Stats | R: 0 E: 0 K: 0 S: 12 | H: 0 LOB: 0 BB: 0 P: 17 | R: 1 E: 0 K: 0 S: 8 | H: 1 LOB: 2 BB: 2 P: 18 | R: 6 E: 1 K: 2 S: 24 | H: 7 LOB: 1 BB: 0 P: 35 | R: 0 E: 0 K: 0 S: 6 | H: 0 LOB: 0 BB: 0 P: 9 | R: 1 E: 1 K: 1 S: 13 | H: 1 LOB: 1 BB: 0 P: 20 | R: 5 E: 0 K: 1 S: 17 | H: 4 LOB: 1 BB: 1 P: 24 | R: 0 E: 0 K: 1 S: 10 | H: 0 LOB: 0 BB: 0 P: 11 | R: 0 E: 0 K: 0 S: 4 | H: 0 LOB: 0 BB: 0 P: 7 | 1B: 3 2B: 5 3B: 0 HR: 5 | SF: 0 SAC: 0 DP: 0 HBP: 0 | WP: 2 PB: 0 CS: 0 | PA: 42 | |
| PITCHER | IP | WLS | BF | H | R | ER | SO | BB | IBB | HBP | BLK | WP | HR | S | P | ERA | WHIP | | | | |
| 45 Pedro Martinez, R ERA: 4.48 | 2.2 | L | 18 | 8 | 7 | 7 | 1 | 2 | 0 | 0 | 0 | 1 | 3 | 43 | 62 | 13.50 | 1.800 | | | | |
| Darren Oliver, L ERA: 3.49 | 3.1 | | 18 | 5 | 6 | 5 | 3 | 1 | 0 | 0 | 0 | 0 | 0 | 10 | 11 | 0.00 | 0.000 | | | | |
| 49 Philip Humber, R ERA: 4.26 | 1.0 | | 3 | 0 | 0 | 0 | 1 | 0 | 0 | 0 | 0 | 0 | 0 | 4 | 7 | 0.00 | 0.000 | | | | |

New York Mets @ Atlanta Braves
Turner Field, Atlanta, GA
Wed Sep 27 2006, 7:35 PM EDT
Att: 23,177 - Clear - 73 F

AB 39
R 13
H 13
RBI 13
BB 3
SO 5
LOB 9



| Batter | 1 | 2 | 3 | 4 | 5 | 6 | 7 | 8 | 9 | AB | R | H | RBI | BB | SO | LOB | TOP | | | | | |
|---|---|----------------------------------|-------------------------------|----------------------------------|------------------------------|---------------------------------|------------------------------|---------------------------------|------------------------------|----------------------------------|-------------------------------|----------------------------------|-------------------------------|----------------------------------|-------------------------------|----------------------------------|-------------------------------|----------------------------------|----------------------------------|------------------------------------|----------------------------------|--------|
| Willy Taveras, R (1, 8) OBP: 0.332, SLG: 0.337 | 4-2 BB | | 0-0 B3 | | | 3-3 K | | 3-2 G4-3 | | 3 | 0 | 0 | 0 | 1 | 1 | 0 | | | | | | |
| Morgan Ensberg, R (1, 5) OBP: 0.396, SLG: 0.463 | 1-2 F9 | | 1-3 K | | | 2-1 K | | 1-2 K | | 3 | 0 | 1 | 0 | 0 | 0 | 1 | | | | | | |
| Mike Lamb, L (8, PH) OBP: 0.363, SLG: 0.480 | | | | | | 17 FC6-4 1B | | | | 1 | 0 | 0 | 0 | 0 | 1 | 0 | | | | | | |
| 17 Lance Berkman, S (1, 3) OBP: 0.418, SLG: 0.619 | 3-2 F9 | | 1-0 F9 | | | 2-2 FC6-4 | | 4-2 BB | | 3 | 0 | 0 | 0 | 1 | 0 | 2 | | | | | | |
| Luke Scott, L (1, 7) OBP: 0.433, SLG: 0.641 | 4-2 BB | | | | | 1-3 K | | 2-3 K | | 3 | 0 | 0 | 0 | 1 | 2 | 2 | | | | | | |
| 16 Jason Lane, R (1, 9) OBP: 0.319, SLG: 0.394 | 0-1 G1-3 | | | | | | | | | | | | | | | | | | | | | |
| Orlando Palmeiro, L (8, PH) OBP: 0.290, SLG: 0.316 | | | | | | | | | | | | | | | | | | | | | | |
| Craig Biggio, R (1, 4) OBP: 0.303, SLG: 0.422 | | | | | | | | | | | | | | | | | | | | | | |
| 28 Adam Everett, R (1, 6) OBP: 0.292, SLG: 0.357 | | | | | | | | | | | | | | | | | | | | | | |
| 28 Adam Everett, R (1, 6) OBP: 0.292, SLG: 0.357 | | | | | | | | | | | | | | | | | | | | | | |
| Brad Ausmus, R (1, 2) OBP: 0.305, SLG: 0.283 | | | | | | | | | | | | | | | | | | | | | | |
| Roger Clemens, R (1, 1) OBP: 0.194, SLG: 0.111 | | | | | | | | | | | | | | | | | | | | | | |
| 2 Chris Burke, R (7, PH) OBP: 0.344, SLG: 0.413 | | | | | | | | | | | | | | | | | | | | | | |
| 64 Fernando Nieve, R (7, 1) OBP: 0.222, SLG: 0.125 | | | | | | | | | | | | | | | | | | | | | | |
| Trever Miller, R (8, 1) OBP: 0.344, SLG: 0.465 | | | | | | | | | | | | | | | | | | | | | | |
| Aubrey Huff, L (9, PH) OBP: 0.344, SLG: 0.465 | | | | | | | | | | | | | | | | | | | | | | |
| Inning Stats | R: 0 E: 0 K: 0 S: 13 | H: 0 LOB: 2 BB: 2 P: 25 | R: 0 E: 0 K: 2 S: 12 | H: 0 LOB: 1 BB: 0 P: 16 | R: 0 E: 0 K: 1 S: 5 | H: 0 LOB: 0 BB: 0 P: 7 | R: 0 E: 0 K: 0 S: 6 | H: 0 LOB: 0 BB: 0 P: 7 | R: 0 E: 0 K: 1 S: 8 | H: 1 LOB: 0 BB: 0 P: 12 | R: 0 E: 0 K: 2 S: 13 | H: 1 LOB: 1 BB: 0 P: 21 | R: 1 E: 0 K: 2 S: 14 | H: 2 LOB: 1 BB: 0 P: 21 | R: 0 E: 0 K: 2 S: 14 | H: 0 LOB: 1 BB: 1 P: 24 | R: 0 E: 0 K: 1 S: 13 | H: 2 LOB: 2 BB: 0 P: 22 | 1B: 4 2B: 2 3B: 0 HR: 1 | SF: 0 SAC: 0 DP: 1 HBP: 1 | WP: 0 PB: 0 SB: 0 CS: 1 | PA: 36 |
| PITCHER | IP WLS BF H R ER SO BB IBB HBP BLK WP HR S P ERA WHIP | | | | | | | | | | | | | | | | | | | | | |
| 36 Chuck James, L (1, 1) ERA: 3.78 | 7.0 W 27 4 1 1 8 2 0 1 0 0 0 1 71 109 1.29 0.857 | | | | | | | | | | | | | | | | | | | | | |
| Tyler Yates, R (8, 1) ERA: 4.1 | 0.1 H 1 0 0 0 0 0 0 0 0 0 0 0 3 6 0.00 0.000 | | | | | | | | | | | | | | | | | | | | | |
| 49 Macay McBride, L (8, 1) ERA: 3.6 | 0.2 H 3 0 0 0 2 1 0 0 0 0 0 0 11 18 0.00 1.500 | | | | | | | | | | | | | | | | | | | | | |
| 28 Bob Wickman, R (9, 1) ERA: 2.73 | 1.0 S 5 2 0 0 1 0 0 0 0 0 0 0 13 22 0.00 2.000 | | | | | | | | | | | | | | | | | | | | | |

Houston Astros @ Atlanta Braves
Turner Field, Atlanta, GA
Fri Sep 29 2006, 7:05 PM EDT
Att: 31,034 - Clear - 68 F

AB 32
R 1
H 6
RBI 1
BB 3
SO 11
LOB 15



| Batter | 1 | 2 | 3 | 4 | 5 | 6 | 7 | 8 | 9 | AB | R | H | RBI | BB | SO | LOB | BOTTOM | | | |
|---|---|----------------------------------|-------------------------------|----------------------------------|------------------------------|---------------------------------|------------------------------|---------------------------------|-------------------------------|----------------------------------|-------------------------------|----------------------------------|------------------------------|----------------------------------|-------------------------------|----------------------------------|----------------------------------|------------------------------------|----------------------------------|--------|
| 4 Pete Orr, L (1, 4) OBP: 0.277, SLG: 0.344 | 0-2 FC4-6 1B | | 0-1 G4-3 | | | 2-2 K | | 1-3 K2-3 | | 4 | 1 | 2 | 0 | 0 | 1 | 0 | | | | |
| 11 Edgar Renteria, R (1, 6) OBP: 0.360, SLG: 0.436 | 1-0 FC4-6 10 G4-3 10 S | | | | | 1-0 F9 | | 1-0 K | | 4 | 2 | 2 | 1 | 0 | 0 | 1 | | | | |
| 10 Chipper Jones, S (1, 5) OBP: 0.409, SLG: 0.600 | 2-2 G4-3 | | | | | 0-3 K | | 3-1 E3 | | 4 | 1 | 1 | 2 | 0 | 1 | 2 | | | | |
| Andruw Jones, R (1, 8) OBP: 0.365, SLG: 0.536 | 1-3 F9 | | | | | 1-3 K | | 1-3 K | | 4 | 0 | 1 | 1 | 0 | 1 | 1 | | | | |
| 16 Brian McCann, L (1, 2) OBP: 0.390, SLG: 0.578 | | | | | | | | | | | | | | | | | | | | |
| 7 Jeff Francoeur, R (1, 9) OBP: 0.293, SLG: 0.446 | | | | | | | | | | | | | | | | | | | | |
| Adam LaRoche, L (1, 3) OBP: 0.353, SLG: 0.556 | | | | | | | | | | | | | | | | | | | | |
| 23 Matt Diaz, R (1, 7) OBP: 0.368, SLG: 0.480 | | | | | | | | | | | | | | | | | | | | |
| Tyler Yates, R (8, 1) ERA: 4.1 | | | | | | | | | | | | | | | | | | | | |
| 49 Macay McBride, L (8, 1) ERA: 3.6 | | | | | | | | | | | | | | | | | | | | |
| 28 Bob Wickman, R (9, 1) ERA: 2.73 | | | | | | | | | | | | | | | | | | | | |
| 36 Chuck James, L (1, 1) ERA: 3.78 | | | | | | | | | | | | | | | | | | | | |
| Scott Thorman, L (7, PH) OBP: 0.265, SLG: 0.441 | | | | | | | | | | | | | | | | | | | | |
| Ryan Langerhans, L (8, 7) OBP: 0.350, SLG: 0.380 | | | | | | | | | | | | | | | | | | | | |
| Inning Stats | R: 0 E: 0 K: 0 S: 8 | H: 1 LOB: 1 BB: 0 P: 13 | R: 0 E: 0 K: 1 S: 10 | H: 0 LOB: 0 BB: 0 P: 18 | R: 0 E: 0 K: 1 S: 6 | H: 0 LOB: 0 BB: 0 P: 7 | R: 0 E: 0 K: 2 S: 7 | H: 0 LOB: 0 BB: 0 P: 8 | R: 0 E: 0 K: 2 S: 15 | H: 2 LOB: 2 BB: 0 P: 22 | R: 2 E: 1 K: 1 S: 16 | H: 3 LOB: 2 BB: 0 P: 26 | R: 0 E: 0 K: 1 S: 9 | H: 0 LOB: 0 BB: 0 P: 15 | R: 2 E: 0 K: 1 S: 15 | H: 2 LOB: 1 BB: 1 P: 24 | 1B: 6 2B: 0 3B: 0 HR: 2 | SF: 0 SAC: 0 DP: 0 HBP: 0 | WP: 0 PB: 0 SB: 1 CS: 0 | PA: 34 |
| PITCHER | IP WLS BF H R ER SO BB IBB HBP BLK WP HR S P ERA WHIP | | | | | | | | | | | | | | | | | | | |
| Roger Clemens, R (1, 1) ERA: 2.3 | 6.0 L 25 6 2 1 7 0 0 0 0 0 0 2 62 94 1.50 1.000 | | | | | | | | | | | | | | | | | | | |
| 64 Fernando Nieve, R (7, 1) ERA: 4.22 | 1.1 6 2 2 2 1 0 0 0 0 0 0 2 18 26 13.50 1.500 | | | | | | | | | | | | | | | | | | | |
| Trever Miller, L (8, 1) ERA: 2.9 | 0.2 3 0 0 0 1 1 0 0 0 0 0 0 6 13 0.00 1.500 | | | | | | | | | | | | | | | | | | | |

Houston Astros @ Atlanta Braves
Turner Field, Atlanta, GA
Fri Sep 29 2006, 7:05 PM EDT
Att: 31,034 - Clear - 68 F

AB 33
R 4
H 8
RBI 4
BB 1
SO 9
LOB 17

