Atlanta Braves - 2007

Batter	1	2	3	4	5	6	7	8	9	AB	R	H	RBI	BB	SO	LOB
15 Rafael Furcal, S (1, 6)	G4-3		K		E5 27 G5-4-3			7 G6-4-3 1B		2	0	0	0	0	1	1
58 Chad Billingsley, R (3, 1)										0	0	0	0	0	0	0
17 Jason Repko, R (5, PH)										1	0	0	0	0	0	3
57 Larry Bigbie, L (5, 7) OBP: 1.000, SLG: 1.000										1	0	1	0	0	0	0
9 Juan Pierre, L (1, 8) OBP: 0.500, SLG: 0.500	G1-3			27 2B 1B 1B	K			G6-4-3 1-2f		2	1	1	0	0	0	0
7 James Loney, L (4, 3)										2	0	0	0	0	1	4
27 Matt Kemp, R (1, 7) OBP: 0.333, SLG: 0.667	K			1B 55 G6-3 1-3 2B	G5-4-3 1-2f			G5-3		3	1	1	0	0	1	3
61 Travis Smith, R (5, 1)										0	0	0	0	0	0	0
41 Chin-hui Tsao, R (7, 1)										0	0	0	0	0	0	0
Damian Jackson, R (8, PH)										1	0	0	0	0	0	0
47 Tim Hamulack, R (8, 1)										0	0	0	0	0	0	0
Olmedo Saenz, R (1, 3) OBP: 0.500, SLG: 0.500		P4		55 G6-3 S 2-3 3-H 1B		F8			BB	2	0	1	1	0	0	0
13 Choo Freeman, R (4, PR) (4, 8)										1	0	0	0	1	0	0
Wilson Betemit, S (1, 5)		P4	K 1-2			G5-3			F9	2	0	0	0	0	1	2
28 Andy LaRoche, R (5, 5)										2	0	0	0	0	0	1
55 Russell Martin, R (1, 2)		G4-3		G6-3 2-3 3-H		K			F8	2	0	0	1	0	0	2
66 Sandy Martinez, L (5, 2)										2	0	0	0	0	1	1
16 Andre Ethier, L (1, 9) OBP: 0.500, SLG: 0.500			1B	G4-3			G4-3		G3-1	2	0	1	0	0	0	2
49 Delwyn Young, S (5, 9)										2	0	0	0	0	0	1
18 Ramon Martinez, R (1, 4) OBP: 0.500, SLG: 0.500			F8		13 2B 1B		G4-3			2	0	1	0	0	0	1
65 Tony Abreu, S (5, PR) (5, 4)										1	0	0	0	0	0	0
52 Randy Wolf, L (1, 1)			F8		1-3 2B		B1-3			0	0	0	0	0	0	0
Fernando Tatis, R (3, PH)										1	0	0	0	0	0	1
13 Wilson Valdez, R (3, 6) OBP: 0.500, SLG: 1.000										2	0	1	0	0	0	0

Inning Stats	1	2	3	4	5	6	7	8	9
R:	0	0	0	2	0	0	0	0	0
E:	0	0	0	0	1	0	0	0	0
K:	1	0	1	1	1	1	0	0	0
S:	5	3	6	8	7	5	3	3	3
H:	0	0	1	3	2	0	0	1	0
LOB:	0	0	1	2	3	0	0	0	1
BB:	0	0	0	0	0	0	0	0	1
P:	5	3	6	8	7	5	3	3	7

1B:	5	
2B:	2	
3B:	0	
HR:	0	
SF:	0	
SAC:	0	
DP:	2	
HBP:	0	

WP:	0
PB:	0
SB:	1
CS:	0
PA:	34

PITCHER		IP	WLS	BF	H	R	ER	SO	BB	IBB	HBP	BLK	WP	HR	S	P	ERA	WHIP
26 Kyle Davies, R	(1, 1)	2.0		6	0	0	0	1	0	0	0	0	0	0	8	8	0.00	0.000
ERA:																		
40 Lance Cormier, R	(3, 1)	2.0	W	10	4	2	2	2	0	0	0	0	0	0	14	14	9.00	2.000
ERA: 9.0																		
65 Buddy Carlyle, R	(5, 1)	2.0	H	8	2	0	0	2	0	0	0	0	0	0	12	12	0.00	1.000
ERA:																		
62 Manny Acosta, R	(7, 1)	1.0		3	0	0	0	0	0	0	0	0	0	0	3	3	0.00	0.000
ERA:																		
54 Chad Paronto, R	(8, 1)	1.0		3	1	0	0	0	0	0	0	0	0	0	3	3	0.00	1.000
ERA:																		

PITCHER		IP	WLS	BF	H	R	ER	SO	BB	IBB	HBP	BLK	WP	HR	S	P	ERA	WHIP
Tyler Yates, R	(9, 1)	1.0		4	0	0	0	0	1	0	0	0	0	0	3	7	0.00	1.000
ERA:																		

Los Angeles Dodgers @ Atlanta Braves

Ballpark at Disney's Wide World of Sports, Lake Buena Vista, FL

Thu Mar 01 2007, 1:05 PM EST

Att. 5,442 - Cloudy - 79 F

livebaseballscorecards.com

AB	33
R	2
H	7
RBI	2
BB	1
SO	5
LOB	22

BOTTOM

Los Angeles Dodgers @ Atlanta Braves

Ballpark at Disney's Wide World of Sports, Lake Buena Vista, FL

Thu Mar 01 2007, 1:05 PM EST

Att. 5,442 - Cloudy - 79 F

livebaseballscorecards.com

Batter	1	2	3	4	5	6	7	8	9	AB	R	H	RBI	BB	SO	LOB
2 Kelly Johnson, L (1, 4) OBP: 0.500, SLG: 1.000	0-0 11 FC6-4 1B	0-0 SF7 3-H		1-0 G6-3 1-3		0-1 68 1B 1-3 2B	0-0 1B			1	0	1	1	0	0	0
4 Pete Orr, L (3, 4) OBP: 0.500, SLG: 1.000										2	1	1	0	0	0	1
24 Martín Prado, R (7, 4) OBP: 1.000, SLG: 1.000										1	0	1	0	0	0	0
11 Edgar Renteria, R (1, 6)	0-0 FC6-4 8 1B BB 1-2f	0-0 F7		0-0 G4-3		0-0 72 1B 63 1B 2-H 3-H 1B	0-3 K			2	0	0	0	0	0	2
40 Lance Cormier, R (3, 1)										1	0	0	0	0	0	1
65 Buddy Carlyle, L (5, 1)										0	0	0	0	0	0	0
68 Jarrod Saltalamacchia, S (6, PH) OBP: 1.000, SLG: 1.000										1	1	1	2	0	0	0
62 Manny Acosta, R (7, 1)										0	0	0	0	0	0	0
22 Willie Harris, L (7, PH)										1	0	0	0	0	1	1
54 Chad Paronto, R (8, 1)										0	0	0	0	0	0	0
Tyler Yates, R (9, 1)										0	0	0	0	0	0	0
10 Chipper Jones, S (1, 5)	0-0 F9		0-0 G1-3	0-0 61 FC6-4 3-H 1B		0-0 61 G1-6-3 1-3 1B		0-0 63 FC6-4 1B		2	0	0	0	0	0	1
72 Yunel Escobar, R (4, 5) OBP: 1.000, SLG: 1.000										3	0	3	1	0	0	0
Andruw Jones, R (1, 8)	4-0 8 1B 1-2 BB	0-0 E5 7 1B 8 1B 20 FC4-6		0-0 FC6-4 1-2f		0-0 G1-6-3 1-2f		0-3 K		1	1	0	0	1	0	0
61 Grégor Blanco, L (4, 8)										3	0	0	0	0	1	4
8 Brayan Peña, S (1, 2) OBP: 1.000, SLG: 1.000	0-0 7 FC6-4 1-2 2-3 1B	0-0 20 FC4-6 7 1B 1-2 1B		0-0 G6-3		0-0 3-H 1B		0-0 FC6-4 27 BB 1-2f		2	0	2	0	0	0	0
63 Corky Miller, R (5, 2) OBP: 0.333, SLG: 0.333										3	0	1	1	0	0	1
7 Jeff Francoeur, R (1, 9) OBP: 0.500, SLG: 0.500	0-0 FC6-4 1-2f	0-0 20 FC4-6 1-2 2-3 1B		0-0 E6		0-0 F8		4-0 1-2 BB		2	0	1	0	0	0	3
27 T.J. Bohn, R (4, 9)										2	0	0	0	1	0	1
20 Scott Thorman, L (1, 3) OBP: 0.333, SLG: 0.333	0-0 26 SH3-4 2 SF7 1B 1B	0-0 FC4-6 1-2f 2-3 3-H		0-3 K		0-0 64 1B 74 G6-4-3 2B		0-0 P3		3	1	1	1	0	1	3
71 Carlos Mendez, R (6, 3) OBP: 0.500, SLG: 1.000										2	1	1	0	0	0	2
Ryan Langerhans, L (1, 7) OBP: 0.500, SLG: 0.500	0-0 26 SH3-4 1-2 1B	0-3 K		0-0 F8		0-0 74 G6-4-3 2-3 1B				2	0	1	0	0	1	2
64 Doug Clark, L (4, 7) OBP: 0.500, SLG: 0.500										2	0	1	0	0	0	1
26 Kyle Davies, R (1, 1)	0-0 SH3-4 1-2 2-3			0-0 E5 4 G6-3 4 WP 72 1B		4-0 4 2B 4 S 68 1B BB	0-0 G6-4-3 1-2f 3-H			0	0	0	0	0	0	0
74 Brent Lillibridge, R (3, 6)										2	2	0	0	1	0	1
Inning Stats	R: 0 E: 0 K: 0 S: 5 H: 2 LOB: 3 BB: 1 P: 9	R: 1 E: 0 K: 0 S: 5 H: 2 LOB: 1 BB: 0 P: 5	R: 1 E: 1 K: 1 S: 8 H: 2 LOB: 2 BB: 0 P: 8	R: 1 E: 1 K: 0 S: 5 H: 1 LOB: 1 BB: 0 P: 6	R: 0 E: 1 K: 1 S: 6 H: 0 LOB: 1 BB: 0 P: 6	R: 3 E: 0 K: 0 S: 7 H: 4 LOB: 1 BB: 1 P: 11	R: 1 E: 0 K: 1 S: 7 H: 3 LOB: 1 BB: 0 P: 7	R: 0 E: 0 K: 1 S: 6 H: 1 LOB: 2 BB: 1 P: 10		1B: 13 2B: 2 3B: 0 HR: 0		SF: 1 SAC: 1 DP: 2 HBP: 0			WP: 1 PB: 0 SB: 1 CS: 0	PA: 43	

	AB	38
	R	7
	H	15
	RBI	6
	BB	3
	SO	4
	LOB	24

PITCHER		IP	WLS	BF	H	R	ER	SO	BB	IBB	HBP	BLK	WP	HR	S	P	ERA	WHIP
52 Randy Wolf, L ERA: 4.5	(1, 1)	2.0		11	4	1	1	0	1	0	0	0	0	0	10	14	4.50	2.500
58 Chad Billingsley, R ERA:	(3, 1)	2.0	L	11	3	2	0	1	0	0	0	0	1	0	13	14	0.00	1.500
61 Travis Smith, R ERA: 13.5	(5, 1)	2.0		11	4	3	3	1	1	0	0	0	0	0	13	17	13.50	2.500
41 Chin-hui Tsao, R ERA: 9.0	(7, 1)	1.0		5	3	1	1	1	0	0	0	0	0	0	7	7	9.00	3.000
47 Tim Hamulack, L ERA:	(8, 1)	1.0		5	1	0	0	1	1	0	0	0	0	0	6	10	0.00	2.000

PITCHER		IP	WLS	BF	H	R	ER	SO	BB	IBB	HBP	BLK	WP	HR	S	P	ERA	WHIP

TOP

Batter	1	2	3	4	5	6	7	8	9	10	AB	R	H	RBI	BB	SO	LOB
6 Chris Duffy, L (1, 8) OBP: 0.667, SLG: 0.667	CCS 0-3 K ①		x 0-0 2-H 1B ②		x 0-0 1-2 1B	x 0-0 G5-3 ①			x 0-0 G6-3 ③		3	0	2	0	0	1	0
60 Franquelis Osoria, R (5, 1)											0	0	0	0	0	0	0
José Hernández, R (6, 9)											2	0	0	0	0	0	0
29 Don Kelly, L (1, 6) OBP: 0.200, SLG: 0.200	x 0-0 G1-3 ②		CCC 0-3 K ③		x 0-0 G4-3 ③		x 0-0 1B			x 0-0 G1-3 ①	5	0	1	0	0	1	3
(5, 4)																	
13 Nate McLouth, L (1, 9) OBP: 0.667, SLG: 0.500	CCS 0-3 K ③			x 0-0 S 2B 1B		BBBB 4-0 35 HR BB	CCC 0-3 K ②			BBBB 4-0 35 1B BB	2	2	1	0	1	1	0
75 Neil Walker, S (6, 5)											1	0	0	0	1	1	1
25 Adam LaRoche, L (1, 3)		x 0-0 G4-3 ①		x 0-0 F8 ①		x 0-0 1-H HR	CST 0-2 K ③			x 0-0 1-2 1B	2	0	0	0	0	0	1
35 Brad Eldred, R (5, 3) OBP: 0.667, SLG: 1.667											3	1	2	2	0	1	1
Jose Castillo, R (1, 5) OBP: 0.333, SLG: 0.667		CCS 0-3 K ②		CX 0-1 68 L6-4 1-H 2B		x 0-0 G5-3 ①		x 0-0 F7 ①		x 0-0 F4 ②	3	0	1	1	0	1	0
53 Mike Edwards, R (6, 7)											2	0	0	0	0	0	2
68 Michael Ryan, L (1, 7) OBP: 0.600, SLG: 1.200		x 0-0 3B		x 0-0 ②③ L6-4 2-2		SCS 0-3 K ②		H 1-0 72 L4-3 HBP		x 0-0 G1-3 ③	3	0	1	0	0	1	1
55 Matt Capps, R (6, 1)											0	0	0	0	0	0	0
46 Bryan Bullington, R (7, 1)											0	0	0	0	0	0	0
3 Javier Guzman, S (8, PH)											0	0	0	0	0	0	0
44 Josh Sharpless, R (8, 1)											0	0	0	0	0	0	0
10 Rajai Davis, R (9, 8) OBP: 0.400, SLG: 0.600											1	0	0	0	0	0	2
78 Carlos Maldonado, R (1, 2)		x 0-0 G6-3 ③			x 0-0 F8 ①	x 0-0 1B		x 0-0 1-1 L4-3 ②③			2	0	0	0	0	0	1
72 Einar Díaz, R (5, 2) OBP: 0.500, SLG: 0.500											2	0	1	0	0	0	1
64 Eddy Garabito, S (1, 4) OBP: 0.250, SLG: 0.250			x 0-0 45 SH2-3 6 1B 1B		x 0-0 G1-3 ②	x 0-0 G4-3 ③			x 0-0 G4-3 ①		2	0	1	0	0	0	0
74 Vic Buttler, L (5, 8)											2	0	0	0	0	0	1
58 Romulo Sanchez, R (9, 1)											0	0	0	0	0	0	0
45 Ian Snell, R (1, 1)			x 0-0 SH2-3 1-2 ①		x 0-0 6 1B 1B		x 0-0 HR		SSS 0-3 K ②		0	0	0	0	0	0	0
Tony Armas, R (3, 1)											0	0	0	0	0	0	0
77 Brian Bixler, R (5, PH) OBP: 0.667, SLG: 1.667											3	1	2	1	0	1	0
(5, 6)																	
Inning Stats	R: 0 E: 0 K: 2 S: 7 H: 0 LOB: 0 BB: 0 P: 7	R: 0 E: 0 K: 1 S: 6 H: 1 LOB: 1 BB: 0 P: 6	R: 0 E: 0 K: 1 S: 6 H: 2 LOB: 1 BB: 0 P: 6	R: 1 E: 0 K: 0 S: 5 H: 2 LOB: 0 BB: 0 P: 5	R: 0 E: 0 K: 0 S: 5 H: 2 LOB: 2 BB: 0 P: 5	R: 2 E: 0 K: 1 S: 7 H: 2 LOB: 1 BB: 1 P: 11	R: 1 E: 0 K: 2 S: 9 H: 2 LOB: 1 BB: 0 P: 9	R: 0 E: 0 K: 0 S: 2 H: 0 LOB: 0 BB: 0 P: 3	R: 0 E: 0 K: 1 S: 5 H: 0 LOB: 0 BB: 0 P: 5	R: 0 E: 0 K: 0 S: 4 H: 1 LOB: 2 BB: 1 P: 8	1B: 8 2B: 3 3B: 1 HR: 2	SF: 0 SAC: 1 DP: 2 HBP: 1						

PITCHER	IP	WLS	BF	H	R	ER	SO	BB	IBB	HBP	BLK	WP	HR	S	P	ERA	WHIP
29 John Smoltz, R (1, 1) ERA:	2.0		7	1	0	0	3	0	0	0	0	0	0	13	13	0.00	0.500
49 Macay McBride, L (3, 1) ERA: 4.5	2.0		8	4	1	1	1	0	0	0	0	0	0	11	11	4.50	2.000
28 Bob Wickman, R (5, 1) ERA:	1.0		5	2	0	0	0	0	0	0	0	0	0	5	5	0.00	2.000
51 Michael Gonzalez, L (6, 1) ERA: 18.0	1.0		6	2	2	2	1	1	0	0	0	0	1	7	11	18.00	3.000
Oscar Villarreal, R (7, 1) ERA: 9.0	1.0	B	5	2	1	1	2	0	0	0	0	0	1	9	9	9.00	2.000

PITCHER	IP	WLS	BF	H	R	ER	SO	BB	IBB	HBP	BLK	WP	HR	S	P	ERA	WHIP
37 Steve Colyer, L (8, 1) ERA:	1.0		3	0	0	0	0	0	0	1	0	0	0	2	3	0.00	0.000
58 Peter Moylan, R (9, 1) ERA:	2.0	W	8	1	0	0	1	1	0	0	0	0	0	9	13	0.00	1.000

Pittsburgh Pirates @ Atlanta Braves

Ballpark at Disney's Wide World of Sports, Lake Buena Vista, FL

Fri Mar 02 2007, 1:05 PM EST

Att. 6,058 - Partly Cloudy - 82 F

livebaseballscorecards.com

AB	38
R	4
H	12
RBI	4
BB	2
SO	8
LOB	14

WP: 0	PA: 42		
PB: 0			
SB: 1			
CS: 0			

BOTTOM

Pittsburgh Pirates @ Atlanta Braves

Disney's Wide World of Sports, Lake Buena Vista, FL

Fri Mar 02 2007, 1:05 PM EST

Att. 6,058 - Partly Cloudy - 82 F

livebaseballscorecards.com

Batter	1	2	3	4	5	6	7	8	9	10	AB	R	H	RBI	BB	SO	LOB
2 Kelly Johnson, L (1, 4) OBP: 0.250, SLG: 0.333	G6-3		G1-3			FC3-6 (64 E, 24 1B, 1-2f)		G4-3		BB (64 E, 24 FC5)	2	0	0	0	0	0	0
22 Willie Harris, L (4, 4)											2	2	0	0	1	0	1
23 Matt Diaz, R (1, 7) OBP: 0.500, SLG: 0.500	1B			P4		K (1-3)		G6-3 (24, 24 S) 1B		E9 (1-3) 1B	2	0	1	0	0	0	0
64 Doug Clark, L (5, 7) OBP: 0.600, SLG: 0.600											3	0	2	0	0	1	1
10 Chipper Jones, S (1, 5)	F7			F7		91 2B (3-H) 1B		G6-3 (1-3)		FC5 (3-H)	2	0	0	0	0	0	1
24 Martín Prado, R (5, 5) OBP: 0.500, SLG: 0.500											3	1	1	2	0	0	2
Andruw Jones, R (1, 8)	K			F7		67 2B (1-H) 2B		K			2	0	0	0	0	1	1
28 Bob Wickman, R (5, 1)											0	0	0	0	0	0	0
91 J.J. Jurries, R (6, 3) OBP: 0.500, SLG: 1.000											2	1	1	1	0	1	1
58 Peter Moylan, R (9, 1)											0	0	0	0	0	0	0
16 Brian McCann, L (1, 2)		G3			G4-3				L4-6 (72, 27 S) 1B		2	0	0	0	0	0	0
67 Iker Franco, R (6, 2) OBP: 1.000, SLG: 1.500											2	0	2	1	0	0	0
74 Brent Lillibridge, R (9, PR)											0	0	0	0	0	0	0
70 Clint Sammons, R (10, 2)											0	0	0	0	0	0	0
7 Jeff Francoeur, R (1, 9) OBP: 0.500, SLG: 1.250		P3			HR	G6-3			BB (61 FC5, 71 1B, 1-2)		2	1	1	1	0	0	0
27 T.J. Bohn, R (6, 9)											1	0	0	0	1	0	1
20 Scott Thorman, L (1, 3) OBP: 0.200, SLG: 0.200		G4-3			G3-1		F7		L4-6 (2-2)		2	0	0	0	0	0	0
51 Michael Gonzalez, R (6, 1)											0	0	0	0	0	0	0
Oscar Villarreal, L (7, 1)											0	0	0	0	0	0	0
68 Jarrod Saltalamacchia, C (5 PH) OBP: 0.500, SLG: 0.500											1	0	0	0	0	0	0
72 Yunel Escobar, R (8, 6) OBP: 0.750, SLG: 0.750											1	0	0	0	0	0	2
Tony Pena Jr., R (1, 6)			G4-3		G4-3		K2-3		61 FC5 (1-2) 1B		3	0	0	0	0	1	0
37 Steve Colyer, L (8, 1)											0	0	0	0	0	0	0
71 Carlos Mendez, R (9, 3) OBP: 0.667, SLG: 1.000											1	0	1	0	0	0	0
29 John Smoltz, R (1, 1)			K			BB (22 FC3-6)	K		FC5 (1-2, 2-3f)		0	0	0	0	0	0	0
49 Macay McBride, L (3, 1)											1	0	0	0	0	1	0
61 Grégor Blanco, L (5, 8)											2	0	0	0	1	1	2

	AB	36
	R	5
	H	9
	RBI	5
	BB	3
	SO	6
	LOB	12

Inning Stats	1	2	3	4	5	6	7	8	9	10
	R: 0 E: 0 K: 1 S: 6	H: 1 LOB: 1 BB: 0 P: 6	R: 0 E: 0 K: 0 S: 3	H: 0 LOB: 0 BB: 0 P: 3	R: 0 E: 0 K: 1 S: 5	H: 0 LOB: 0 BB: 0 P: 5	R: 0 E: 0 K: 0 S: 3	H: 0 LOB: 0 BB: 0 P: 3	R: 1 E: 0 K: 0 S: 4	H: 1 LOB: 0 BB: 0 P: 4	R: 3 E: 0 K: 1 S: 8	H: 3 LOB: 1 BB: 1 P: 12	R: 0 E: 0 K: 2 S: 7	H: 0 LOB: 0 BB: 0 P: 7	R: 0 E: 0 K: 1 S: 6	H: 1 LOB: 1 BB: 0 P: 8	R: 0 E: 0 K: 0 S: 4	H: 2 LOB: 2 BB: 1 P: 8	R: 1 E: 1 K: 0 S: 2	H: 1 LOB: 2 BB: 1 P: 6

| | | | | | | | | | | |

Houston Astros @ Atlanta Braves

Ballpark at Disney's Wide World of Sports, Lake Buena Vista, FL

Sat Mar 03 2007, 1:05 PM EST

Att. 8,378 - Cloudy - 63 F

livebaseballscorecards.com

Batter	1	2	3	4	5	6	7	8	9	AB	R	H	RBI	BB	SO	LOB
Craig Biggio, R (1, 4) OBP: 0.333, SLG: 0.333	G4-3		45 1B 1B		K	1B 1-H 3-H 1B		E5 CS		3	0	1	0	0	1	0
4 Eric Bruntlett, R (5, 4) OBP: 0.286, SLG: 0.167										2	0	1	2	0	0	0
Mark Loretta, R (1, 6) OBP: 0.625, SLG: 0.500	45 FC6-4 17 1B 1B		F9 2-3		17 1B 45 1B BB	2-3 1B		2-3 1B		2	0	1	0	1	0	2
Tommy Manzella, R (5, PR) OBP: 1.000, SLG: 1.000 (5, 6)										2	1	2	0	0	0	0
17 Lance Berkman, S (1, 3) OBP: 0.333, SLG: 0.333	45 FC6-4 1-2 1B		K		45 1B 1-2 1B		G6-3	P4		3	0	2	0	0	1	2
13 Eric Munson, L (5, 3) OBP: 0.429, SLG: 0.333										2	0	0	0	0	0	1
45 Carlos Lee, R (1, 7) OBP: 0.667, SLG: 0.667	FC6-4 1-2f 2-3		1-2 3-H 1B		G4-6-3 1-2 2-H 1B		65 2B BB		K	3	0	2	2	0	0	2
10 Cody Ransom, R (5, 5) OBP: 0.600, SLG: 0.333										1	0	0	0	1	1	0
Mike Lamb, L (1, 5) OBP: 0.250, SLG: 0.250	G4-3		F8		G4-6-3 1-2f		P2		HBP 65 HBP 73 SF8 1B	3	0	0	0	0	0	6
68 Paul Estrada, R (5, 1)										0	0	0	0	0	0	0
1 Mike Rodriguez, L (7, PH) OBP: 0.500, SLG: 0.500										1	0	0	0	0	0	1
Ezequiel Astacio, R (7, 1)										0	0	0	0	0	0	0
66 Jimmy Barthmaier, R (8, 1)										0	0	0	0	0	0	0
20 Josh Anderson, L (9, PH) OBP: 0.333, SLG: 0.333										1	1	1	0	0	0	0
Richard Hidalgo, R (1, 9)		K		F8		E3 16 F8 2 1B 4 1B	1-3 2B		1-2 HBP 73 SF8 HBP	3	1	0	0	0	1	0
65 Hunter Pence, R (6, 9) OBP: 0.714, SLG: 1.333										1	0	1	0	0	0	0
2 Chris Burke, R (1, 8) OBP: 0.111, SLG: 0.111		G4-3		K		4 S 4 1B 1-2 1B	K		1-2 2-3 HBP	3	1	1	0	0	1	0
Charlton Jimerson, R (6, 8)										1	0	0	0	0	1	2
55 Humberto Quintero, R (1, 2)		G5-3		HBP	K			F8 SF8 2-3 3-H		2	0	0	0	0	1	2
73 Kevin Davidson, R (7, 2)										1	0	0	1	0	0	0
23 Jason Jennings, L (1, 1)			F9 45 1B 1B	K	F8 2-3			HR	K	0	0	0	0	0	0	0
Orlando Palmeiro, L (3, PH) OBP: 0.667, SLG: 0.667										1	1	1	0	0	0	0
58 Dave Borkowski, R (3, 1)										1	0	0	0	0	1	1
16 Jason Lane, R (5, 7) OBP: 0.333, SLG: 1.000										3	1	1	1	0	1	4
62 Mark McLemore, L (9, 1)										0	0	0	0	0	0	0
Inning Stats	R: 0 E: 0 K: 0 S: 5 H: 2 LOB: 2 BB: 0 P: 5	R: 0 E: 0 K: 1 S: 5 H: 0 LOB: 0 BB: 0 P: 5	R: 1 E: 0 K: 1 S: 8 H: 3 LOB: 2 BB: 0 P: 8	R: 0 E: 0 K: 2 S: 7 H: 0 LOB: 1 BB: 0 P: 8	R: 1 E: 0 K: 1 S: 6 H: 2 LOB: 2 BB: 1 P: 10	R: 2 E: 1 K: 1 S: 8 H: 3 LOB: 2 BB: 0 P: 9	R: 0 E: 0 K: 1 S: 6 H: 1 LOB: 2 BB: 1 P: 10	R: 1 E: 1 K: 0 S: 5 H: 2 LOB: 1 BB: 0 P: 6	R: 1 E: 0 K: 2 S: 8 H: 1 LOB: 2 BB: 0 P: 10	1B: 12 2B: 1 3B: 0 HR: 1 SF: 1 SAC: 0 DP: 1 HBP: 3							

AB	39
R	6
H	14
RBI	6
BB	2
SO	9
LOB	23

WP: 0 PB: 0 SB: 1 CS: 1 PA: 45

PITCHER		IP	WLS	BF	H	R	ER	SO	BB	IBB	HBP	BLK	WP	HR	S	P	ERA	WHIP
15 Tim Hudson, R ERA:	(1, 1)	2.0		8	2	0	0	1	0	0	0	0	0	0	10	10	0.00	1.000
50 Anthony Lerew, R ERA: 4.5	(3, 1)	2.0		10	3	1	1	3	0	0	1	0	0	0	15	16	4.50	1.500
46 Jonathan Johnson, R ERA: 4.5	(5, 1)	2.0	L	11	5	3	1	2	1	0	0	0	0	0	14	19	4.50	3.000
30 Kevin Barry, R ERA:	(7, 1)	1.0		5	1	0	0	1	1	0	0	0	0	0	6	10	0.00	2.000
60 Jose Ascanio, R ERA: 9.0	(8, 1)	1.0		5	2	1	1	0	0	0	0	0	0	1	5	6	9.00	2.000

PITCHER		IP	WLS	BF	H	R	ER	SO	BB	IBB	HBP	BLK	WP	HR	S	P	ERA	WHIP
34 Joey Devine, R ERA: 9.0	(9, 1)	1.0		6	1	1	1	2	0	0	2	0	0	0	8	10	9.00	1.000

BOTTOM

Houston Astros @ Atlanta Braves

Sat Mar 03 2007, 1:05 PM EST
Att. 8,378 - Cloudy - 63 F

Ballpark at Disney's Wide World of Sports, Lake Buena Vista, FL

livebaseballscorecards.com

Batter	1	2	3	4	5	6	7	8	9	AB	R	H	RBI	BB	SO	LOB
4 Pete Orr, L (1, 4) OBP: 0.400, SLG: 0.600 24 Martín Prado, R (6, 4) OBP: 0.400, SLG: 0.400	L6		G1-3		11 G5-4-3 1B			K		3 0 1 0 0 0 0 1 0 0 0 0 1 0						
11 Edgar Renteria, R (1, 6) 72 Yunel Escobar, R (6, 6) OBP: 0.600, SLG: 0.600	L6		10 1B 1B BB		G5-4-3 1-2f			G5-3		2 1 0 0 1 0 1 1 0 0 0 0 0 0						
10 Chipper Jones, S (1, 5) OBP: 0.286, SLG: 0.167 Tony Pena Jr., R (6, 5)	BB		16 BB 1B 1-3 1B		K			G6-3		2 0 1 0 1 1 0 1 0 0 0 0 0 0						
Andruw Jones, R (1, 8) OBP: 0.286, SLG: 0.167 63 Corky Miller, R (7, 2) OBP: 0.500, SLG: 0.333	K		16 BB 1-2 3-H 1B			F7			91 G3-1 BB	3 0 1 1 0 1 1 0 0 0 0 1 0 0						
16 Brian McCann, L (1, 2) 30 Kevin Barry, R (7, 1) 27 T.J. Bohn, R (8, 9)		L3	FC6-4 1-2 2-3 BB			K			K	2 0 0 0 1 1 0 0 0 0 0 0 0 0 1 0 0 0 0 1 1						
Craig Wilson, R (1, 3) 91 J.J. Jurries, R (4, 3) OBP: 0.250, SLG: 0.500		BB	FC6-4 1-2f			K			G3-1 1-2	1 0 0 0 1 0 3 2 0 0 0 0 1 1						
23 Matt Diaz, R (1, 7) OBP: 0.400, SLG: 0.400 22 Willie Harris, L (8, 7)		F9		68 G6-3 1B			K2-3		P5	3 0 1 0 0 1 1 1 0 0 0 0 0 1						
Ryan Langerhans, L (1, 9) OBP: 0.200, SLG: 0.200 60 Jose Ascanio, R (8, 1) 34 Joey Devine, R (9, 1)		K		K			K 61 G6-4-3			3 0 0 0 0 3 2 0 0 0 0 0 0 0 0 0 0 0 0 0 0						
15 Tim Hudson, R (1, 1) 50 Anthony Lerew, L (3, 1) 68 Jarrod Saltalamacchia, C (5 PH) OBP: 0.333, SLG: 0.333 46 Jonathan Johnson, R (5, 1) 61 Grégor Blanco, L (7, 8)			G4-3	G6-3 1-2f			G6-4-3 1-2f			0 0 0 0 0 0 0 1 0 0 0 0 0 0 1 0 0 0 0 0 1 0 0 0 0 0 0 0 1 0 0 0 0 0 1						

Inning Stats	1	2	3	4	5	6	7	8	9
	R: 0 H: 0 E: 0 LOB: 1 K: 1 BB: 1 S: 5 P: 9	R: 0 H: 0 E: 0 LOB: 1 K: 1 BB: 1 S: 5 P: 9	R: 1 H: 2 E: 0 LOB: 3 K: 0 BB: 2 S: 5 P: 13	R: 0 H: 1 E: 0 LOB: 0 K: 1 BB: 0 S: 5 P: 5	R: 0 H: 1 E: 0 LOB: 0 K: 1 BB: 0 S: 5 P: 5	R: 0 H: 0 E: 0 LOB: 0 K: 2 BB: 0 S: 7 P: 7	R: 0 H: 0 E: 0 LOB: 0 K: 2 BB: 0 S: 7 P: 7	R: 0 H: 0 E: 0 LOB: 0 K: 1 BB: 0 S: 5 P: 5	R: 0 H: 0 E: 0 LOB: 1 K: 1 BB: 1 S: 5 P: 9

	AB	29
	R	1
	H	4
	RBI	1
	BB	5
	SO	10
	LOB	13

1B: 4 SF: 0
2B: 0 SAC: 0
3B: 0 DP: 3
HR: 0 HBP: 0

WP: 1 PA: 34
PB: 0
SB: 0
CS: 0

PITCHER	IP	WLS	BF	H	R	ER	SO	BB	IBB	HBP	BLK	WP	HR	S	P	ERA	WHIP
23 Jason Jennings, R (1, 1) ERA:	2.0		8	0	0	0	2	2	0	0	0	0	0	10	18	0.00	1.000
58 Dave Borkowski, R (3, 1) ERA: 4.5	2.0	W	10	3	1	1	1	2	0	0	0	0	0	10	18	4.50	2.500
68 Paul Estrada, R (5, 1) ERA:	2.0	H	6	1	0	0	3	0	0	0	0	0	0	12	12	0.00	0.500
Ezequiel Astacio, R (7, 1) ERA:	1.0	H	3	0	0	0	2	0	0	0	0	1	0	7	7	0.00	0.000
66 Jimmy Barthmaier, R (8, 1) ERA:	1.0		3	0	0	0	1	0	0	0	0	0	0	5	5	0.00	0.000

PITCHER	IP	WLS	BF	H	R	ER	SO	BB	IBB	HBP	BLK	WP	HR	S	P	ERA	WHIP
62 Mark McLemore, L (9, 1) ERA:	1.0		4	0	0	0	1	1	0	0	0	0	0	5	9	0.00	1.000

Atlanta Braves @ Los Angeles Dodgers

Holman Stadium, Vero Beach, FL

Sun Mar 04 2007, 1:05 PM EST

Att. 4,369 - Partly Cloudy - 68 F

TOP

livebaseballscorecards.com

Batter	1	2	3	4	5	6	7	8	9	AB	R	H	RBI	BB	SO	LOB
2 Kelly Johnson, L (1, 4) OBP: 0.143, SLG: 0.167	F9	G3			G6-3		K		F7	3	0	0	0	0	0	3
62 Manny Acosta, R (5, 1)										0	0	0	0	0	0	0
68 Jarrod Saltalamacchia, S (7, PH) OBP: 0.250, SLG: 0.250										1	0	0	0	0	1	0
Tyler Yates, R (7, 1)										0	0	0	0	0	0	0
37 Steve Colyer, L (8, 1)										0	0	0	0	0	0	0
14 Willy Aybar, S (9, PH)										1	0	0	0	0	0	0
Will Startup, L (9, 1)										0	0	0	0	0	0	0
72 Yunel Escobar, R (1, 6) OBP: 0.500, SLG: 0.500	G5-3		8 G1-6-3 1B		E6 2-H		8 8 S 8 1B 1B		F9	5	1	2	0	0	0	0
(5, 5)																
8 Brayan Peña, S (1, 2) OBP: 0.500, SLG: 0.500	K		G1-6-3 1-2f		G6-3		61 E 1-H 1B		K	4	0	1	1	0	1	2
23 Matt Diaz, R (9, PH) OBP: 0.333, SLG: 0.333										1	0	0	0	0	1	0
70 Clint Sammons, R (9, 2)										0	0	0	0	0	0	0
7 Jeff Francoeur, R (1, 9) OBP: 0.286, SLG: 0.714		F9	F8			G4-3	E8 1-3			3	0	0	0	0	0	0
61 Grégor Blanco, L (6, 9)										1	0	0	0	0	0	1
20 Scott Thorman, L (1, 3) OBP: 0.375, SLG: 0.375	27 1B 1B 1B			K		1B 1B	G6-3			3	1	2	0	0	1	0
91 J.J. Jurries, R (6, 3) OBP: 0.200, SLG: 0.400										1	0	0	0	0	0	2
27 T.J. Bohn, R (1, 8) OBP: 0.300, SLG: 0.125	1B 24 1B 1-3 1B			E6 24 CS		P2		P1		4	1	1	0	0	0	1
Ryan Langerhans, L (1, 7) OBP: 0.333, SLG: 0.333	36 FC2-6 24 1B 1-3 3-H 1B			K		1-2 1B		F8		4	0	2	1	0	1	1
24 Martín Prado, R (1, 5) OBP: 0.556, SLG: 0.667	36 FC2-6 1-2 3-H 1B			CS 1-2	72 E 2B	F8		74 S 1B		4	1	3	1	0	0	2
(5, 4)																
36 Chuck James, L (1, 1)	FC2-6 1-2f 2-3				G5-3		K	G6-3 1-2		1	0	0	0	0	0	2
65 Buddy Carlyle, L (3, 1)										0	0	0	0	0	0	0
74 Brent Lillibridge, R (5, PH)										3	0	0	0	0	1	2
(5, 6)																

Inning Stats										
	R: 0 E: 0 K: 1 S: 5	H: 0 LOB: 0 BB: 0 P: 5	R: 2 E: 0 K: 0 S: 7	H: 4 LOB: 2 BB: 0 P: 7	R: 0 E: 0 K: 0 S: 3	H: 1 LOB: 0 BB: 0 P: 3	R: 0 E: 1 K: 2 S: 8	H: 0 LOB: 0 BB: 0 P: 8	R: 1 E: 1 K: 0 S: 5	H: 1 LOB: 1 BB: 0 P: 5
	R: 0 E: 0 K: 0 S: 5	H: 2 LOB: 2 BB: 0 P: 5	R: 1 E: 1 K: 2 S: 11	H: 2 LOB: 2 BB: 0 P: 12	R: 0 E: 0 K: 0 S: 5	H: 1 LOB: 1 BB: 0 P: 5	R: 0 E: 0 K: 1 S: 5	H: 0 LOB: 0 BB: 0 P: 5		

1B: 10	SF: 0	WP: 0	PA: 40
2B: 1	SAC: 0	PB: 0	
3B: 0	DP: 1	SB: 2	
HR: 0	HBP: 0	CS: 1	

PITCHER		IP	WLS	BF	H	R	ER	SO	BB	IBB	HBP	BLK	WP	HR	S	P	ERA	WHIP
Derek Lowe, R ERA: 9.0	(1, 1)	2.0	L	10	4	2	2	1	0	0	0	0	0	0	12	12	9.00	2.000
75 Joe Mays, R ERA:	(3, 1)	2.0		6	1	0	0	2	0	0	0	0	0	0	11	11	0.00	0.500
Elmer Dessens, R ERA:	(5, 1)	2.0		10	3	1	0	0	0	0	0	0	0	0	10	10	0.00	1.500
51 Jonathan Broxton, R ERA: 9.0	(7, 1)	1.0		6	2	1	1	2	0	0	0	0	0	0	11	12	9.00	2.000
68 Zach Hammes, R ERA:	(8, 1)	1.0		4	1	0	0	0	0	0	0	0	0	0	5	5	0.00	1.000

PITCHER		IP	WLS	BF	H	R	ER	SO	BB	IBB	HBP	BLK	WP	HR	S	P	ERA	WHIP
41 Chin-hui Tsao, R ERA: 4.5	(9, 1)	1.0		3	0	0	0	1	0	0	0	0	0	0	5	5	0.00	0.000

AB	39
R	4
H	11
RBI	3
BB	0
SO	6
LOB	16

BOTTOM

Atlanta Braves @ Los Angeles Dodgers

Holman Stadium, Vero Beach, FL

Sun Mar 04 2007, 1:05 PM EST
Att. 4,369 - Partly Cloudy - 68 F

livebaseballscorecards.com

Batter	1	2	3	4	5	6	7	8	9	AB	R	H	RBI	BB	SO	LOB
17 Jason Repko, R (1, 9) OBP: 0.636, SLG: 0.750	5 S 12 1B 1B	G5-3			81 1B 1B		BBBB BB			3	1	2	0	1	0	0
Mike Lieberthal, R (1, 2) 81 Iván De Jesús Jr., R (5, 6) OBP: 0.500, SLG: 0.500	F8	F9			5 G6-4-3 1B 1-3		FCS K			2 2	0 0	0 1	0 0	0 0	0 1	1 1
5 Nomar Garciaparra, R (1, 3) Olmedo Saenz, R (6, 3) OBP: 0.400, SLG: 0.400	F7 1-2	G4-3			G6-4-3 1-2f			65 FC6 1B		3 1	0 0	0 1	0 0	0 0	0 0	3 0
12 Jeff Kent, R (1, 4) OBP: 0.600, SLG: 0.500 65 Tony Abreu, S (7, 4) OBP: 0.250, SLG: 0.250	27 BB 1B 1B 2-H					G6-3		FC6 1-2f		3 1	0 0	2 0	1 0	0 0	0 0	0 1
Luis Gonzalez, L (1, 7) OBP: 0.200, SLG: 0.250 13 Choo Freeman, R (6, PR) (7, 7) OBP: 0.500, SLG: 0.333	27 BB 1B 1-2		SFC K			E3 27 G6-3		FFS K		3 1	0 0	1 0	0 0	0 0	1 1	1 1
27 Matt Kemp, R (1, 8) OBP: 0.222, SLG: 0.250	BBBB BB FC6-4 1-2 2-3			G4-3		G6-3 2-3		F8		3	0	0	0	1	0	2
Wilson Betemit, S (1, 5) 51 Jonathan Broxton, R (7, 1) 68 Zach Hammes, R (8, 1) 41 Chin-hui Tsao, R (9, 1) Josh Bell, S (9, PH)	FC6-4 1-2f			G3		FCC K			F9	3 0 0 0 1	0 0 0 0 0	0 0 0 0 0	0 0 0 0 0	0 0 0 0 0	1 0 0 0 0	5 0 0 0 0
18 Ramon Martinez, R (1, 6) OBP: 0.167, SLG: 0.167 Elmer Dessens, R (5, 1) 28 Andy LaRoche, R (7, 5) OBP: 0.400, SLG: 0.333		FCS K		FCS K			G6-3		G6-3	2 0 2	0 0 0	0 0 0	0 0 0	0 0 0	2 0 0	0 0 0
Derek Lowe, R (1, 1) 55 Russell Martin, R (2, PH) 75 Joe Mays, S (3, 1) 36 Ken Huckaby, R (5, 2) 88 Larry Barnes, L (9, PH)		F9			P4		B1-3		F7	0 1 0 2 1	0 0 0 0 0	0 0 0 0 0	0 0 0 0 0	0 0 0 0 0	0 0 0 0 0	0 0 0 0 0
Inning Stats	R: 1 E: 0 K: 0 S: 7 H: 3 LOB: 3 BB: 1 P: 11	R: 0 E: 0 K: 1 S: 5 H: 0 LOB: 0 BB: 0 P: 5	R: 0 E: 0 K: 1 S: 6 H: 1 LOB: 1 BB: 0 P: 6	R: 0 E: 0 K: 1 S: 5 H: 0 LOB: 0 BB: 0 P: 5	R: 0 E: 0 K: 0 S: 4 H: 2 LOB: 1 BB: 0 P: 4	R: 0 E: 1 K: 1 S: 6 H: 0 LOB: 2 BB: 0 P: 6	R: 0 E: 0 K: 1 S: 5 H: 0 LOB: 1 BB: 1 P: 9	R: 0 E: 0 K: 1 S: 6 H: 1 LOB: 1 BB: 0 P: 6	R: 0 E: 0 K: 0 S: 3 H: 0 LOB: 0 BB: 0 P: 3	1B: 7 2B: 0 3B: 0 HR: 0	SF: 0 SAC: 0 DP: 1 HBP: 0		WP: 0 PB: 0 SB: 1 CS: 0	PA: 36			

	AB	34
	R	1
	H	7
	RBI	1
	BB	2
	SO	6
	LOB	15

PITCHER		IP	WLS	BF	H	R	ER	SO	BB	IBB	HBP	BLK	WP	HR	S	P	ERA	WHIP
36 Chuck James, L ERA: 4.5	(1, 1)	2.0	W	10	3	1	1	1	1	0	0	0	0	0	12	16	4.50	2.000
65 Buddy Carlyle, R ERA:	(3, 1)	2.0	H	7	1	0	0	2	0	0	0	0	0	0	11	11	0.00	0.500
62 Manny Acosta, R ERA:	(5, 1)	2.0	H	8	2	0	0	1	0	0	0	0	0	0	10	10	0.00	1.000
Tyler Yates, R ERA:	(7, 1)	1.0	H	4	0	0	0	1	1	0	0	0	0	0	5	9	0.00	1.000
37 Steve Colyer, L ERA:	(8, 1)	1.0	H	4	1	0	0	1	0	0	0	0	0	0	6	6	0.00	1.000

PITCHER		IP	WLS	BF	H	R	ER	SO	BB	IBB	HBP	BLK	WP	HR	S	P	ERA	WHIP
Will Startup, L ERA:	(9, 1)	1.0	S	3	0	0	0	0	0	0	0	0	0	0	3	3	0.00	0.000

Washington Nationals @ Atlanta Braves

Ballpark at Disney's Wide World of Sports, Lake Buena Vista, FL

Mon Mar 05 2007, 1:05 PM EST

Att. 6,056 - Sunny - 62 F

livebaseballscorecards.com

Batter	1	2	3	4	5	6	7	8	9	AB	R	H	RBI	BB	SO	LOB
Felipe Lopez, S (1, 4) OBP: 0.364, SLG: 0.300	K		K		4 BB 1B		1B		FC5 BB 1B	3	1	1	0	0	2	0
Bernie Castro, S (7, PH) OBP: 0.600, SLG: 0.600 (7, 4)										2	0	2	0	0	0	0
4 D'Angelo Jimenez, S (1, 6) OBP: 0.500, SLG: 0.500	2B		F7		13 HR 1B BB		F9		FC5 BB	3	1	1	0	1	0	1
Josh Wilson, R (9, PH) OBP: 0.429, SLG: 0.200										0	0	0	0	1	0	0
Ryan Church, L (1, 7) OBP: 0.385, SLG: 0.300	F7			13 G6-3 BB	13 HR 1B		K		FC5	3	1	1	1	1	1	2
Wayne Lydon, S (8, 7)										1	0	0	0	0	0	2
13 Robert Fick, L (1, 3) OBP: 0.222, SLG: 0.500	10 FC6-4 BB			G6-3				F9	F8	4	1	1	3	1	0	3
10 Ronnie Belliard, R (1, 5) OBP: 0.111, SLG: 0.222	FC6-4			2B	G5-3			77 B5-3 1B BB		3	0	1	0	0	0	2
71 Josh Hall, R (5, 1)										0	0	0	0	0	0	0
5 Kory Casto, L (8, PH) OBP: 0.571, SLG: 0.250										0	1	0	0	1	0	0
59 Micah Bowie, L (8, 1)										0	0	0	0	0	0	0
43 Jesus Colome, R (8, 1)										0	0	0	0	0	0	0
77 Abraham Nunez, S (1, 9) OBP: 0.286, SLG: 0.167		K		BB		G4-3		B5-3		3	0	0	0	1	1	1
Jose Macias, S (1, 8)		G3		G4-3		F9		2-H 1B		2	0	0	0	0	0	2
17 Tim Redding, R (4, 1)										0	0	0	0	0	0	0
Joe Thurston, L (5, 5) OBP: 0.200, SLG: 0.200										2	0	1	1	0	0	0
3 Jesus Flores, R (1, 2) OBP: 0.333, SLG: 0.500		F8			G6-3	K		K		3	0	0	0	0	1	0
Danny Ardoin, R (7, 2)										1	0	0	0	0	1	1
26 Jerome Williams, R (1, 1)			F8		K		K		F9	0	0	0	0	0	0	0
79 Felix Diaz, R (2, 1)										0	0	0	0	0	0	0
73 Melvin Dorta, R (3, PH)										1	0	0	0	0	0	0
Luis Martinez, L (3, 1)										0	0	0	0	0	0	0
81 Darnell McDonald, R (4, 8)										3	0	0	0	0	2	0
Inning Stats	R: 0 E: 0 K: 1 S: 6 H: 1 LOB: 2 BB: 1 P: 10	R: 0 E: 0 K: 1 S: 5 H: 0 LOB: 0 BB: 0 P: 5	R: 0 E: 0 K: 1 S: 5 H: 0 LOB: 0 BB: 0 P: 5	R: 0 E: 0 K: 0 S: 3 H: 1 LOB: 2 BB: 2 P: 11	R: 4 E: 0 K: 1 S: 8 H: 3 LOB: 0 BB: 1 P: 12	R: 0 E: 0 K: 1 S: 5 H: 0 LOB: 0 BB: 0 P: 5	R: 0 E: 0 K: 2 S: 8 H: 1 LOB: 1 BB: 0 P: 8	R: 1 E: 0 K: 1 S: 6 H: 1 LOB: 1 BB: 1 P: 10	R: 0 E: 0 K: 0 S: 4 H: 1 LOB: 2 BB: 1 P: 8	1B: 5 2B: 2 3B: 0 HR: 1 SF: 0 SAC: 0 DP: 1 HBP: 0							

AB	34
R	5
H	8
RBI	5
BB	6
SO	8
LOB	14

WP: 0 PB: 0 SB: 0 CS: 0 PA: 40

PITCHER		IP	WLS	BF	H	R	ER	SO	BB	IBB	HBP	BLK	WP	HR	S	P	ERA	WHIP
40 Lance Cormier, R ERA: 3.6	(1, 1)	3.0	W	11	1	0	0	3	1	0	0	0	0	0	16	20	0.00	0.667
28 Bob Wickman, R ERA:	(4, 1)	1.0		5	1	0	0	0	2	0	0	0	0	0	3	11	0.00	3.000
73 Matt Harrison, L ERA: 36.0	(5, 1)	1.0		7	3	4	4	1	1	0	0	0	0	1	8	12	36.00	4.000
54 Chad Paronto, R ERA:	(6, 1)	2.0		7	1	0	0	3	0	0	0	0	0	0	13	13	0.00	0.500
Oscar Villarreal, R ERA: 9.0	(8, 1)	1.0		5	1	1	1	1	1	0	0	0	0	0	6	10	9.00	2.000

PITCHER		IP	WLS	BF	H	R	ER	SO	BB	IBB	HBP	BLK	WP	HR	S	P	ERA	WHIP
51 Michael Gonzalez, L ERA: 9.0	(9, 1)	1.0		5	1	0	0	0	1	0	0	0	0	0	4	8	0.00	2.000

BOTTOM

Washington Nationals @ Atlanta Braves

Ballpark at Disney's Wide World of Sports, Lake Buena Vista, FL

Mon Mar 05 2007, 1:05 PM EST

Att. 6,056 - Sunny - 62 F

livebaseballscorecards.com

Batter	1	2	3	4	5	6	7	8	9	AB	R	H	RBI	BB	SO	LOB
4 Pete Orr, L (1, 4) OBP: 0.500, SLG: 0.571 22 Willie Harris, L (4, PH) OBP: 0.375, SLG: 0.200 (5, 4)	K	11 BB; 10 2B; 1B 1-2 2-H		10 BB; 11 E; BB SF7		61 1B; 1B 1-2		24 1B; 61 1B; 70 1B; BB		2 1	2 1	1 1	1 1	1 1	1 0	0 0
11 Edgar Renteria, R (1, 6) OBP: 0.375, SLG: 0.333 61 Grégor Blanco, L (4, PH) OBP: 0.364, SLG: 0.222 (5, 8)	10 G4-3; 2B	10 2B; 16 1B; BB 1-2 2-3		E6; 10 BB; 16 PB 1-2 BB		1-2 2-3; 1B		70 1B; 24 1B 1-2; 1B		2 2	2 0	1 2	0 0	1 1	0 0	1 0
10 Chipper Jones, S (1, 5) OBP: 0.400, SLG: 0.375 24 Martín Prado, R (4, PR) OBP: 0.500, SLG: 0.583 (5, 5)	G4-3 2-3	16 1B; 2B 1-3 2-H 3-H		16 PB; BB; 7 HBP 1-2 2-3 BB F8		G4-3		70 1B 1-2 2-3; 1B		2 3	0 1	1 1	2 0	1 0	0 0	1 6
Andruw Jones, R (1, 8) OBP: 0.300, SLG: 0.125 27 T.J. Bohn, R (5, 9) OBP: 0.308, SLG: 0.182	G5-3	K		7 HBP; 16 PB; 1B 1-2 2-3 3-H BB	F8		71 2B; 1B	F9		2 3	1 0	0 1	1 0	1 0	1 0	3 3
16 Brian McCann, L (1, 2) OBP: 0.500, SLG: 0.333 70 Clint Sammons, R (5, 2) OBP: 0.333, SLG: 0.333	7 E; 7 FC6; 2B; 1B 2-H 3-H; 1B			1B; 7 HBP; 23 1B 1-2 2-3 3-H BB	F9		L8 1-3; 2B	1-2 2-3 3-H; 1B		2 3	2 0	2 1	1 1	1 0	0 0	0 1
7 Jeff Francoeur, R (1, 9) OBP: 0.300, SLG: 0.556 71 Carlos Mendez, R (5, 3) OBP: 0.500, SLG: 0.833	FC6 1-3; 2B	F7		23 1B; 1B; 1B 1-2 2-3 3-H HBP	K		1-3; 2B	L9		2 3	2 0	0 1	1 0	0 0	0 1	1 3
Craig Wilson, R (1, 3) OBP: 0.600, SLG: 0.750 91 Bill McCarthy, R (5, 7)	40 FC1-5; 2B 2-H 3-H	F7		23 1B; 1B; 22 SF7 1-2 2-3 3-H; 1B		P4	K			3 2	1 0	2 0	3 0	0 0	0 1	0 2
23 Matt Diaz, R (1, 7) OBP: 0.444, SLG: 0.375 73 Matt Harrison, L (5, 1) 54 Chad Paronto, R (6, 1) 68 Jarrod Saltalamacchia, S (7, PH) OBP: 0.200, SLG: 0.200 Oscar Villarreal, L (8, 1) 51 Michael Gonzalez, R (9, 1)		40 FC1-5; 4 1B; BB	G6-3	61 BB; 1B 1-2 2-3 3-H; 1B		G4-3	G3-1			2 0 1 1 0 0 0	1 0 0 0 0 0 0	1 0 0 0 0 0 0	1 0 0 0 0 0 0	0 0 0 0 0 0 0	0 0 0 0 2 0 0	0 0 0 0 0 0 0
40 Lance Cormier, R (1, 1) 28 Bob Wickman, R (4, 1) Tony Pena Jr., R (4, PH) OBP: 0.250, SLG: 0.250 (5, 6)	FC1-5 11 BB; 4 1B; 10 2B 1-2 2-3f			G3 61 BB; 1B 1-2 2-3 3-H		61 1B; 22 1B; 1B		G4-3		1 0 4	1 0 0	0 0 2	0 0 1	0 0 0	0 0 0	2 0 0
Inning Stats	R: 0 H: 1 E: 0 LOB: 1 K: 1 BB: 0 S: 6 P: 6	R: 6 H: 5 E: 1 LOB: 2 K: 1 BB: 2 S: 10 P: 18	R: 0 H: 0 E: 0 LOB: 0 K: 0 BB: 0 S: 3 P: 3	R: 7 H: 3 E: 1 LOB: 3 K: 0 BB: 5 S: 7 P: 31	R: 0 H: 0 E: 0 LOB: 0 K: 1 BB: 0 S: 5 P: 5	R: 0 H: 3 E: 0 LOB: 3 K: 0 BB: 0 S: 6 P: 6	R: 0 H: 2 E: 0 LOB: 2 K: 1 BB: 1 S: 7 P: 7	R: 1 H: 3 E: 0 LOB: 3 K: 0 BB: 1 S: 6 P: 10		1B: 13 SF: 1 2B: 4 SAC: 0 3B: 0 DP: 0 HR: 0 HBP: 1						

	AB	R	H	RBI	BB	SO	LOB
	41	14	17	13	8	4	25

WP: 0 PB: 1 SB: 0 CS: 0 PA: 51

PITCHER		IP	WLS	BF	H	R	ER	SO	BB	IBB	HBP	BLK	WP	HR	S	P	ERA	WHIP
26 Jerome Williams, R ERA: 27.0	(1, 1)	1.1	L	11	4	6	4	1	2	0	0	0	0	0	11	19	27.00	4.500
79 Felix Diaz, R ERA:	(2, 1)	0.2		3	2	0	0	1	0	0	0	0	0	0	5	5	0.00	3.000
Luis Martinez, L ERA: 15.43	(3, 1)	1.1		8	0	4	4	0	3	0	0	0	0	0	5	17	27.00	2.250
17 Tim Redding, R ERA: 40.5	(4, 1)	0.2		8	3	3	2	0	2	0	1	0	0	0	5	17	27.00	7.500
71 Josh Hall, R ERA:	(5, 1)	3.0		14	5	0	0	2	0	0	0	0	0	0	18	18	0.00	1.667

PITCHER		IP	WLS	BF	H	R	ER	SO	BB	IBB	HBP	BLK	WP	HR	S	P	ERA	WHIP
59 Micah Bowie, L ERA: 13.5	(8, 1)	0.2		5	2	1	1	0	1	0	0	0	0	0	4	8	13.50	4.500
43 Jesus Colome, R ERA: 6.75	(8, 1)	0.1		2	1	0	0	0	0	0	0	0	0	0	2	2	0.00	3.000

Atlanta Braves @ Washington Nationals

Space Coast Stadium, Viera, FL

Tue Mar 06 2007, 1:05 PM EST

Att. 3,286 - Sunny - 66 F

TOP

livebaseballscorecards.com

Batter	1	2	3	4	5	6	7	8	9	AB	R	H	RBI	BB	SO	LOB
2 Kelly Johnson, L (1, 4) OBP: 0.273, SLG: 0.400	0-0 11 1B 22 1B 1B	0-0 11 SF7 22 2B 1-3 2B		0-0 FC4-6 22 E 11 BB 7 SF9 1-2f	0-3 K		0-3 K		0-3 K	4	3	2	0	0	1	1
Blaine Boyer, R (5, 1)										0	0	0	0	0	0	0
91 J.J. Jurries, R (6, 3) OBP: 0.143, SLG: 0.286										2	0	0	0	0	2	0
11 Edgar Renteria, R (1, 6) OBP: 0.455, SLG: 0.429	0-0 7 1B 22 1B 72 SF8 1-3 1B	0-0 SF7 2-3 3-H		4-0 7 SF9 22 E 1-2 BB		0-3 K	0-0 G5-3		0-3 K	1	1	1	1	1	0	0
Tony Pena Jr., R (4, 6) OBP: 0.182, SLG: 0.182										3	0	0	0	0	2	0
22 Willie Harris, L (1, 7) OBP: 0.500, SLG: 0.556	0-0 7 1B 1-2 3-H 1B	0-0 3-H 2B		0-0 FC4 20 S 1-2 2-3		0-0 27 S 1B		0-0 27 F8 23 1B 2B		4	0	3	2	0	0	2
91 Bill McCarthy, R (6, 7) OBP: 0.333, SLG: 0.667										1	1	1	0	0	0	0
7 Jeff Francoeur, R (1, 9) OBP: 0.308, SLG: 0.545	0-0 1-2 2-3 1B	0-0 G5-3		0-0 SF9 2-3 3-H		4-0 1-2 BB		0-0 F8 2-3		2	0	1	1	0	0	1
27 T.J. Bohn, R (4, 9) OBP: 0.333, SLG: 0.167										1	0	0	0	1	0	1
20 Scott Thorman, L (1, 3) OBP: 0.250, SLG: 0.250	0-3 K	0-0 F9	0-1 P6 1-2			0-3 K		0-0 L4		4	0	0	0	0	2	7
74 Brent Lillibridge, R (6, 6)										1	0	0	0	0	0	1
72 Yunel Escobar, R (1, 5) OBP: 0.429, SLG: 0.692	0-0 SF8 3-H	0-0 G5-3			0-0 HR	0-0 G6-3		0-0 24 1B 3-H 1B		3	1	1	2	0	0	2
30 Kevin Barry, R (6, 1)										0	0	0	0	0	0	0
23 Matt Diaz, R (8, PH) OBP: 0.500, SLG: 0.444										1	0	1	1	0	0	0
34 Joey Devine, R (8, 1)										0	0	0	0	0	0	0
Ryan Langerhans, L (1, 8) OBP: 0.417, SLG: 0.636	0-3 K		4-0 63 WP BB		0-0 HR		0-0 63 HR 1B	0-0 1-2 1B		2	1	1	1	1	1	2
24 Martín Prado, R (5, 4) OBP: 0.571, SLG: 0.643										2	1	2	0	0	0	0
63 Corky Miller, R (1, 2) OBP: 0.375, SLG: 0.714		0-0 P4	1-0 F8 1-2		0-0 G5-3		0-0 1-H HR	0-3 K		4	1	1	2	0	0	1
67 Iker Franco, R (7, 2) OBP: 0.667, SLG: 1.000										1	0	0	0	0	1	2
26 Kyle Davies, R (1, 1)		4-0 2 2B 11 SF7 BB		1-0 2 FC4-6 HBP	0-0 B5-3		0-3 K		0-0 G6-3	0	1	0	0	1	0	0
49 Macay McBride, L (3, 1)										0	0	0	0	0	0	0
61 Grégor Blanco, L (5, PH) OBP: 0.286, SLG: 0.167										3	0	0	0	0	1	0
(5, 8)																

AB	39
R	10
H	14
RBI	10
BB	4
SO	10
LOB	20

Inning Stats																		
	R: 2	H: 4	R: 2	H: 2	R: 0	H: 0	R: 1	H: 0	R: 2	H: 2	R: 0	H: 1	R: 2	H: 2	R: 1	H: 3	R: 0	H: 0
	E: 0	LOB: 2	E: 0	LOB: 1	E: 0	LOB: 1	E: 1	LOB: 2	E: 0	LOB: 0	E: 0	LOB: 2	E: 0	LOB: 0	E: 0	LOB: 2	E: 0	LOB: 0
	K: 2	BB: 0	K: 0	BB: 1	K: 0	BB: 1	K: 0	BB: 1	K: 1	BB: 0	K: 2	BB: 1	K: 2	BB: 0	K: 1	BB: 0	K: 2	BB: 0
	S: 11	P: 11	S: 5	P: 9	S: 3	P: 8	S: 5	P: 10	S: 7	P: 7	S: 8	P: 12	S: 9	P: 9	S: 8	P: 8	S: 7	P: 7

1B: 8	SF: 3	WP: 1	PA: 47
2B: 3	SAC: 0	PB: 0	
3B: 0	DP: 0	SB: 2	
HR: 3	HBP: 1	CS: 0	

PITCHER		IP	WLS	BF	H	R	ER	SO	BB	IBB	HBP	BLK	WP	HR	S	P	ERA	WHIP
Colby Lewis, R (1, 1) ERA: 18.0		2.0		13	6	4	4	2	1	0	0	0	0	0	16	20	18.00	3.500
31 Chris Michalak, L (3, 1) ERA:		1.1		8	0	1	0	0	2	0	1	0	1	0	5	15	0.00	1.500
53 Emiliano Fruto, R (4, 1) ERA: 23.14		1.2	L	7	2	2	2	1	0	0	0	0	0	2	10	10	10.80	1.200
37 Jermaine Van Buren, R (6, 1) ERA: 6.0		2.0		10	3	2	2	4	1	0	0	0	0	1	17	21	9.00	2.000
40 Billy Traber, L (8, 1) ERA: 2.45		1.0		6	3	1	1	1	0	0	0	0	0	0	8	8	9.00	3.000

PITCHER		IP	WLS	BF	H	R	ER	SO	BB	IBB	HBP	BLK	WP	HR	S	P	ERA	WHIP
35 Ryan Wagner, R (9, 1) ERA: 4.5		1.0		3	0	0	0	2	0	0	0	0	0	0	7	7	0.00	0.000

BOTTOM

Atlanta Braves @ Washington Nationals

Space Coast Stadium, Viera, FL

Tue Mar 06 2007, 1:05 PM EST

Att. 3,286 - Sunny - 66 F

livebaseballscorecards.com

Batter	1	2	3	4	5	6	7	8	9	AB	R	H	RBI	BB	SO	LOB
7 Nook Logan, S (1, 8) OBP: 0.214, SLG: 0.083	S S S 0-3 K ①	x 0-0 1-2 1B ③	x 0-0 G1-3 ③		x 0-0 G4-3 ③			x 0-0 G6-3 ③		5	0	1	0	0	1	3
Chris Snelling, L (1, 7) OBP: 0.333, SLG: 0.375 74 Frank Diaz, R (7, 7) OBP: 0.500, SLG: 0.500	x 0-0 BB 2B 2B C S C 0-3 K ③	S S S 0-3 K ①		x 0-0 P6 ①			x 0-0 E3 29 G4-6-3	4 1	1 0	1 0	0 0	0 0	2 0	2 0
11 Ryan Zimmerman, R (1, 5) OBP: 0.727, SLG: 1.000 5 Kory Casto, L (6, 5) OBP: 0.444, SLG: 0.167	x 0-0 F8 ② B B B 4-0 25 2B 2B BB	B B B 4-0 25 G5-3 BB		C C C 0-3 K ②			S S S 0-3 K ①	1 2	1 0	0 0	0 0	2 0	0 2	1 1
25 Austin Kearns, R (1, 9) OBP: 0.364, SLG: 0.400 29 Michael Restovich, R (6, 9)	B B B B 4-0 BB 2B BB	x 0-0 1-3 2B 2B ②	x 0-0 G5-3 1-2	S S S 0-3 K ③			x 0-0 G4-6-3 1-2f ②③	2 2	2 0	1 0	0 0	1 0	0 1	1 1
Travis Lee, L (1, 3) OBP: 0.667, SLG: 1.000 33 Larry Broadway, L (6, 3) OBP: 0.444, SLG: 0.375	B B B B 4-0 1-2 2-3 2B BB	x 0-0 WP HR 2-H 3-H 2B ③	x 0-0 P5 ③			B B B B 4-0 61 G4-6-3 BB		2 0	1 0	1 0	2 0	1 1	0 0	1 0
Brian Schneider, L (1, 2) OBP: 0.600, SLG: 1.500 61 Juan Brito, R (5, 2) OBP: 0.429, SLG: 0.833	x 0-0 1-H 2-H 3-H 2B ③	B X 1-0 2-H HR			x 0-0 F9 ①	x 0-0 G4-6-3 1-2f ①②		2 2	1 0	2 0	4 0	0 0	0 0	0 1
Josh Wilson, R (1, 6) OBP: 0.455, SLG: 0.375	x 0-0 10 CS 2B x 0-0 G4-3 ①			B B B 4-0 BB BB		x 0-0 P3 ③		3	0	1	0	1	0	0
Tony Womack, L (1, 4) 37 Jermaine Van Buren, R (6, 1) 40 Billy Traber, L (8, 1) Bernie Castro, S (8, PH) OBP: 0.667, SLG: 0.600 35 Ryan Wagner, R (9, 1)	x 0-0 F8 ① x 0-0 G4-3 ②			x 0-0 F7 ②		B B B B 4-0 G6-4-3 BB		3 0 0 0 0	0 0 0 0 0	0 0 0 0 0	0 0 0 0 0	0 0 0 1 0	0 0 0 0 0	2 0 0 0 0
Colby Lewis, R (1, 1) 10 Brandon Harper, R (2, PH) OBP: 0.333, SLG: 0.333 31 Chris Michalak, L (3, 1) OBP: 1.000, SLG: 1.000 53 Emiliano Fruto, R (4, 1) Joe Thurston, L (5, PH) OBP: 0.286, SLG: 0.167 (6, 4)	C x 0-1 7 1B 2-3 1B ② x 0-0 1B			B B B 4-0 1-2 BB		x 0-0 G6-4-3 1-2f ①②		0 1 1 0 1	0 0 0 0 0	0 1 1 0 0	0 0 0 0 0	0 0 0 0 1	0 0 0 0 0	0 0 0 0 1
Inning Stats	R: 2 E: 0 K: 1 S: 6 H: 2 LOB: 2 BB: 0 P: 14	R: 0 E: 0 K: 1 S: 8 H: 3 LOB: 2 BB: 0 P: 8	R: 4 E: 0 K: 0 S: 7 H: 4 LOB: 1 BB: 1 P: 12	R: 0 E: 0 K: 1 S: 5 H: 0 LOB: 1 BB: 1 P: 9	R: 0 E: 0 K: 0 S: 3 H: 0 LOB: 2 BB: 2 P: 11	R: 0 E: 0 K: 2 S: 7 H: 0 LOB: 0 BB: 0 P: 7	R: 0 E: 0 K: 0 S: 2 H: 0 LOB: 0 BB: 1 P: 6	R: 0 E: 0 K: 0 S: 2 H: 0 LOB: 0 BB: 1 P: 6	R: 0 E: 1 K: 1 S: 5 H: 0 LOB: 0 BB: 0 P: 5	1B: 3 2B: 5 3B: 0 HR: 1	SF: 0 SAC: 0 DP: 3 HBP: 0			WP: 1 PB: 0 SB: 0 CS: 1	PA: 40		

	AB	32
	R	6
	H	9
	RBI	6
	BB	8
	SO	6
	LOB	14

PITCHER		IP	WLS	BF	H	R	ER	SO	BB	IBB	HBP	BLK	WP	HR	S	P	ERA	WHIP
26 Kyle Davies, R ERA: 4.5	(1, 1)	2.0		11	5	2	2	2	2	0	0	0	0	0	14	22	9.00	3.500
49 Macay McBride, L ERA: 11.25	(3, 1)	2.0	W	12	4	4	4	1	2	0	0	0	1	1	12	21	18.00	3.000
Blaine Boyer, R ERA:	(5, 1)	1.0	H	5	0	0	0	0	2	0	0	0	0	0	3	11	0.00	2.000
30 Kevin Barry, R ERA:	(6, 1)	2.0	H	6	0	0	0	2	1	0	0	0	0	0	9	13	0.00	0.500
34 Joey Devine, R ERA: 3.0	(8, 1)	2.0		6	0	0	0	1	1	0	0	0	0	0	7	11	0.00	0.500

PITCHER		IP	WLS	BF	H	R	ER	SO	BB	IBB	HBP	BLK	WP	HR	S	P	ERA	WHIP

Atlanta Braves @ Detroit Tigers

Joker Marchant Stadium, Lakeland, FL

Wed Mar 07 2007, 1:05 PM EST

Att. 7,473 - Partly Cloudy - 74 F

livebaseballscorecards.com

Batter	1	2	3	4	5	6	7	8	9	10	11	AB	R	H	RBI	BB	SO	LOB
4 Pete Orr, L (1, 4) OBP: 0.500, SLG: 0.455	F7		G3			14 WP, 27 BB, 14 G4-3, BB	BB		FC5-4		E1, 1B	4	1	1	0	2	0	2
27 T.J. Bohn, R (1, 9) OBP: 0.286, SLG: 0.118	K			P3		14 G4-3, 14 WP, 2B, BB	G4-3		K		G4-3	5	1	0	0	1	2	6
10 Chipper Jones, S (1, 5) OBP: 0.417, SLG: 0.400	G3-1			BB, 1B		G4-3	F7			61 SH5-4, 1B		2	0	1	0	0	0	0
14 Willy Aybar, S (4, PR) OBP: 0.250, SLG: 0.250 (4, 5)												3	0	1	1	0	0	1
Andruw Jones, R (1, 8) OBP: 0.385, SLG: 0.300		G5-3		BB		2B	CS, 1B			SH5-4		2	0	1	1	1	0	0
61 Grégor Blanco, L (6, 8) OBP: 0.333, SLG: 0.231												1	0	1	0	0	0	0
16 Brian McCann, L (1, 2) OBP: 0.364, SLG: 0.222		K		K		F7	K			P2		3	0	0	0	0	2	3
67 Iker Franco, R (6, 2) OBP: 0.400, SLG: 0.600												2	0	0	0	0	1	2
Craig Wilson, R (1, 10) OBP: 0.500, SLG: 1.111		HR		F9		G5-3	CS		91 1B, 3B	G5-3		5	2	2	1	0	0	4
20 Scott Thorman, L (1, 3) OBP: 0.200, SLG: 0.200		G3			G4-3		G3-1		G5-3		L4	3	0	0	0	0	0	0
91 J.J. Jurries, R (7, 3) OBP: 0.111, SLG: 0.222												2	0	0	0	0	0	1
Ryan Langerhans, L (1, 7) OBP: 0.333, SLG: 0.500			F9		G4-3		K		FC5-4, 1B		G6-3	3	0	0	0	0	1	0
91 Bill McCarthy, R (7, 7) OBP: 0.400, SLG: 0.600												2	0	1	1	0	0	0
Tony Pena Jr., R (1, 6) OBP: 0.313, SLG: 0.313			G6-3		F8		4 BB, 1B		4 FC5-4, 1B		4 E, 4 1B, 1B	5	0	3	0	0	0	0
Inning Stats	R: 0 H: 0 E: 0 LOB: 0 K: 1 BB: 0 S: 6 P: 6	R: 1 H: 1 E: 0 LOB: 0 K: 1 BB: 0 S: 6 P: 6	R: 0 H: 0 E: 0 LOB: 0 K: 0 BB: 0 S: 3 P: 3	R: 0 H: 1 E: 0 LOB: 2 K: 1 BB: 1 S: 6 P: 10	R: 0 H: 0 E: 0 LOB: 0 K: 0 BB: 0 S: 3 P: 3	R: 2 H: 1 E: 0 LOB: 1 K: 0 BB: 2 S: 4 P: 13	R: 0 H: 1 E: 0 LOB: 2 K: 1 BB: 1 S: 6 P: 10	R: 0 H: 1 E: 0 LOB: 0 K: 1 BB: 0 S: 6 P: 6	R: 1 H: 3 E: 0 LOB: 2 K: 1 BB: 0 S: 8 P: 8	R: 0 H: 1 E: 0 LOB: 1 K: 0 BB: 0 S: 4 P: 4	R: 0 H: 2 E: 1 LOB: 2 K: 0 BB: 0 S: 5 P: 5	1B: 8 SF: 0 2B: 1 SAC: 1 3B: 1 DP: 0 HR: 1 HBP: 0						

AB	42
R	4
H	11
RBI	4
BB	4
SO	6
LOB	19

WP: 1 PA: 48
PB: 0
SB: 0
CS: 1

PITCHER

PITCHER		IP	WLS	BF	H	R	ER	SO	BB	IBB	HBP	BLK	WP	HR	S	P	ERA	WHIP
38 Jeremy Bonderman, R ERA: 3.6	(1, 1)	3.0		10	1	1	1	2	0	0	0	0	0	1	15	15	3.00	0.333
Chad Durbin, R ERA: 1.8	(4, 1)	1.0		5	1	0	0	1	1	0	0	0	0	0	6	10	0.00	2.000
Jason Grilli, R ERA: 27.0	(5, 1)	1.0		3	0	0	0	0	0	0	0	0	0	0	3	3	0.00	0.000
53 Jordan Tata, R ERA: 21.6	(6, 1)	1.0	B	6	1	2	2	0	2	0	0	0	1	0	4	13	18.00	3.000
48 Edward Campusano, L ERA:	(7, 1)	1.0		5	1	0	0	1	1	0	0	0	0	0	6	10	0.00	2.000

PITCHER		IP	WLS	BF	H	R	ER	SO	BB	IBB	HBP	BLK	WP	HR	S	P	ERA	WHIP
65 Jair Jurrjens, R ERA: 3.0	(8, 1)	2.0		9	4	1	1	2	0	0	0	0	0	0	14	14	4.50	2.000
44 Bobby Seay, L ERA:	(10, 1)	2.0		9	3	0	0	0	0	0	0	0	0	0	9	9	0.00	1.500

Atlanta Braves @ Detroit Tigers

Joker Marchant Stadium, Lakeland, FL

Wed Mar 07 2007, 1:05 PM EST

Att. 7,473 - Partly Cloudy - 74 F

livebaseballscorecards.com

Batter	1	2	3	4	5	6	7	8	9	10	11	AB	R	H	RBI	BB	SO	LOB
28 Curtis Granderson, L (1, 8) OBP: 0.278, SLG: 0.313	G4-3		F9 2-3		3 BB, 9 1B 30 SF8 1-2 2-3 1B		G3		P6			3	1	1	0	0	0	1
73 Brandon Watson, L (7, PH) (8, 8) OBP: 0.308, SLG: 0.250												2	0	0	0	0	0	0
9 Carlos Guillen, S (1, 6) OBP: 0.316, SLG: 0.375	E3 3 G5-4-3		L1		3 BB 1-2 2-3 3-H 1B		G6-3 74 1B 1B		K C C C			3	0	1	1	0	0	1
63 Brent Dlugach, R (5, PR) (6, 6) OBP: 0.167, SLG: 0.167												2	0	1	0	0	1	0
3 Gary Sheffield, R (1, 10) OBP: 0.429, SLG: 0.500	G5-4-3 1-2f		G6-3		B B B 4-0 FC4-6 1-2 2-3 3-H BB		G6-3 1-2		K S S S			2	0	0	1	1	0	2
Mike Rabelo, S (7, PH) (8, 10) OBP: 0.167, SLG: 0.167												2	0	0	0	0	1	1
30 Magglio Ordonez, R (1, 9) OBP: 0.263, SLG: 0.267		1B 1B		F9	SF8 3-H		2-H 1B			G4-3		2	0	1	1	0	0	0
74 Timo Perez, L (6, 9) OBP: 0.273, SLG: 0.273												2	0	1	0	0	0	0
Sean Casey, L (1, 3) OBP: 0.188, SLG: 0.333		F8		G3-1	FC4-6 1-2f			8 BB, 68 1B 70 SF8-2-5 1B		G6-3		3	0	0	0	0	0	3
31 Chris Shelton, R (6, 3) OBP: 0.750, SLG: 1.000												1	0	1	0	0	0	0
19 Kevin Hooper, R (8, PR) (9, 5) OBP: 0.200, SLG: 0.200												1	1	0	0	0	0	0
Craig Monroe, R (1, 7) OBP: 0.389, SLG: 0.556				G5-3		F8		70 SF8-2-5 8 BB 1-2 1B		C C S 0-3 K		3	0	1	0	0	0	0
68 Ryan Raburn, R (7, 7) OBP: 0.545, SLG: 0.875		1-2 1B										2	0	1	0	0	1	0
15 Brandon Inge, R (1, 5) OBP: 0.316, SLG: 0.188	C C S K				28 1B, 13 HBP 9 1B 1B		G1-3	P4		C S S K		3	1	1	0	0	1	2
67 Mike Hessman, R (7, 5) (9, 3) OBP: 0.250, SLG: 0.286												2	0	0	0	0	1	2
8 Neifi Perez, S (1, 4) OBP: 0.444, SLG: 0.333	G4-3				S S S K		1B	B B B 4-0 1-2 2-3 BB		B B B 4-0 70 CS BB		3	0	1	0	2	1	3
66 Cameron Maybin, R (1, PR) OBP: 0.333, SLG: 0.833												0	0	0	0	0	0	0
13 Vance Wilson, R (1, 2) OBP: 0.429, SLG: 0.500			28 F9 2B		H 9 1B, 28 1B 3 BB 1-2 HBP	C C C K		SF8-2-5 2-3 3-H		C X P6 1-2		1	1	1	0	0	0	0
70 Dane Sardinha, R (6, 2)												2	0	0	1	0	1	2
Inning Stats	R: 0 E: 1 K: 0 S: 3 H: 0 LOB: 0 BB: 0 P: 3	R: 0 E: 0 K: 1 S: 7 H: 2 LOB: 2 BB: 0 P: 7	R: 0 E: 0 K: 0 S: 4 H: 1 LOB: 1 BB: 0 P: 4	R: 0 E: 0 K: 0 S: 3 H: 0 LOB: 0 BB: 0 P: 3	R: 3 E: 0 K: 1 S: 8 H: 3 LOB: 2 BB: 1 P: 13	R: 0 E: 0 K: 1 S: 6 H: 1 LOB: 1 BB: 0 P: 6	R: 0 E: 0 K: 0 S: 4 H: 2 LOB: 2 BB: 0 P: 4	R: 1 E: 0 K: 0 S: 4 H: 2 LOB: 2 BB: 1 P: 8	R: 0 E: 0 K: 2 S: 7 H: 0 LOB: 0 BB: 0 P: 7	R: 0 E: 0 K: 1 S: 5 H: 0 LOB: 0 BB: 0 P: 5	R: 0 E: 0 K: 1 S: 5 H: 0 LOB: 1 BB: 1 P: 9	1B: 10 2B: 2 3B: 0 HR: 0	SF: 2 SAC: 0 DP: 2 HBP: 1					

BOTTOM	
AB	39
R	4
H	11
RBI	4
BB	3
SO	7
LOB	17

WP: 0 PB: 0 SB: 0 CS: 1 PA: 45

PITCHER		IP	WLS	BF	H	R	ER	SO	BB	IBB	HBP	BLK	WP	HR	S	P	ERA	WHIP
29 John Smoltz, R ERA:	(1, 1)	3.0		12	3	0	0	1	0	0	0	0	0	0	14	14	0.00	1.000
46 Jonathan Johnson, R ERA: 7.2	(4, 1)	3.0	B	15	4	3	3	2	1	0	1	0	0	0	17	22	9.00	1.667
Tyler Yates, R ERA:	(7, 1)	1.0		4	2	0	0	0	0	0	0	0	0	0	4	4	0.00	2.000
50 Anthony Lerew, R ERA: 6.0	(8, 1)	1.0		5	2	1	1	0	1	0	0	0	0	0	4	8	9.00	3.000
60 Jose Ascanio, R ERA: 4.5	(9, 1)	1.0		3	0	0	0	2	0	0	0	0	0	0	7	7	0.00	0.000

PITCHER		IP	WLS	BF	H	R	ER	SO	BB	IBB	HBP	BLK	WP	HR	S	P	ERA	WHIP
Trey Hodges, R ERA:	(10, 1)	2.0		6	0	0	0	2	1	0	0	0	0	0	10	14	0.00	0.500

TOP

Batter	1	2	3	4	5	6	7	8	9	10	AB	R	H	RBI	BB	SO	LOB
18 Johnny Damon, L (1, 8) OBP: 0.250, SLG: 0.400	B X 1-0 G3 ①		B C X 1-1 2 S 1B		X 0-0 G3-1 ③		X 0-0 F7 ③			X 0-0 SH 66 G6-2-3 1-3 1B	3	0	1	0	0	0	1
74 Matt DeSalvo, R (5, 1)											0	0	0	0	0	0	0
27 Kevin Thompson, R (7, PH) OBP: 0.462, SLG: 0.545											1	0	0	0	0	0	1
Colter Bean, R (7, 1)											0	0	0	0	0	0	0
56 Chris Britton, R (9, 1)											0	0	0	0	0	0	0
17 Ben Davis, S (10, PH)											0	1	0	0	0	0	0
47 Ron Villone, L (10, 1)											0	0	0	0	0	0	0
2 Derek Jeter, R (1, 6) OBP: 0.300, SLG: 0.300	B B S S X 2-2 G4-3 ②		S 1 SAFE B 1 SAFE B S S 2-3 K 1-2			X 0-0 75 1B 1B		X 0-0 E7 66 SH3-4 SF9 1B		X 0-0 1B 66 G6-2-3 75 1B 1B	3	0	1	0	0	1	1
93 Chris Basak, R (6, PR) OBP: 0.500, SLG: 0.900											2	2	2	0	0	0	0
(6, 6)																	
(9, 5)																	
24 Robinson Canó, L (1, 4) OBP: 0.176, SLG: 0.176	B X 1-0 G1-3 ③		B B B X 3-0 G4-3 ③			X 0-0 F9 ①		X 0-0 SH3-4 ① 2-3		X 0-0 ① ② G6-2-3 1-2 2-3 3-Hf	3	0	0	0	0	0	2
66 Andy Cannizaro, R (6, 4) OBP: 0.500, SLG: 0.333											1	0	0	0	0	0	3
25 Jason Giambi, L (1, 3) OBP: 0.412, SLG: 0.667		B X 1-0 HR		C C S 0-3 K2-3 ①		X 0-0 F7 ②		X 0-0 SF9 ② 3-H		X 0-0 75 1B 2-3 3-H 1B	3	1	1	1	0	1	1
Josh Phelps, R (6, 3) OBP: 0.615, SLG: 1.000											1	0	1	2	0	0	0
75 Bronson Sardinha, L (1, 9) OBP: 0.438, SLG: 0.625		C B S B X 2-2 E4 90 G4-3 64 1B 1B		C C S 0-3 K ②		X 0-0 1-3 1B		X 0-0 G3-1 ③		X 0-0 ③ 1-3 3-H 1B	5	1	3	1	0	1	0
90 Angel Chavez, R (1, 5) OBP: 0.200, SLG: 0.111		X 0-0 G4-3 ① 2-3		X 0-0 G6-3 ③		C C C 0-3 K ③			X 0-0 G4-3 ①		3	0	0	0	0	1	3
67 Eric Duncan, L (9, PH)											1	0	0	0	0	0	0
73 Alberto Gonzalez, R (9, 6) OBP: 0.300, SLG: 0.300											0	0	0	0	0	0	0
64 Kevin Reese, L (1, 7) OBP: 0.467, SLG: 0.769		C S B D X 2-2 26 G6-4-3 3-H 1B			X 0-0 11 G3 26 G5-3 1B		X 0-0 G6-3 ①		X 0-0 G6-3 ②		4	0	2	1	0	0	0
(5, 8)																	
26 Wil Nieves, R (1, 2) OBP: 0.222, SLG: 0.222	C X 0-1 ② ③ G6-4-3 1-2f				X 0-0 G5-3 ① 1-2		X 0-0 G5-6-3 ②		X 0-0 G5-3 ③		2	0	0	0	0	0	2
59 Raul Chavez, R (6, 2) OBP: 0.222, SLG: 0.250											2	0	0	0	0	0	0
35 Mike Mussina, L (1, 1)			X 0-0 F8 ①		X 0-0 G3 ② 2-3		X 0-0 1B			X 0-0 17 E 17 SH 66 G6-2-3 1B	1	0	0	0	0	0	0
Scott Proctor, R (4, 1)											0	0	0	0	0	0	0
11 Doug Mientkiewicz, L (5, PH)											1	0	0	0	0	0	1
74 Matt DeSalvo, R (5, 1)											0	0	0	0	0	0	0
92 Jose Tabata, R (5, 7) OBP: 0.500, SLG: 0.400											2	0	2	0	0	0	0
Inning Stats	R: 0 E: 0 K: 0 S: 5 / H: 0 LOB: 0 BB: 0 P: 9	R: 2 E: 1 K: 0 S: 10 / H: 3 LOB: 0 BB: 0 P: 15	R: 0 E: 0 K: 1 S: 7 / H: 1 LOB: 1 BB: 0 P: 13	R: 0 E: 0 K: 2 S: 7 / H: 0 LOB: 0 BB: 0 P: 7	R: 0 E: 0 K: 0 S: 4 / H: 1 LOB: 1 BB: 0 P: 4	R: 0 E: 0 K: 1 S: 7 / H: 2 LOB: 2 BB: 0 P: 7	R: 0 E: 0 K: 0 S: 4 / H: 1 LOB: 1 BB: 0 P: 4	R: 1 E: 1 K: 0 S: 4 / H: 1 LOB: 0 BB: 0 P: 4	R: 0 E: 0 K: 0 S: 3 / H: 0 LOB: 0 BB: 0 P: 3	R: 2 E: 1 K: 0 S: 6 / H: 4 LOB: 2 BB: 0 P: 6	1B: 12 2B: 0 3B: 0 HR: 1	SF: 1 SAC: 2 DP: 2 HBP: 0					

PITCHER		IP	WLS	BF	H	R	ER	SO	BB	IBB	HBP	BLK	WP	HR	S	P	ERA	WHIP
15 Tim Hudson, R ERA: 1.5	(1, 1)	4.0		15	4	2	1	3	0	0	0	0	0	1	29	44	2.25	1.000
28 Bob Wickman, R ERA:	(5, 1)	1.0		4	1	0	0	0	0	0	0	0	0	0	4	4	0.00	1.000
39 Rafael Soriano, R ERA:	(6, 1)	1.0		5	2	0	0	1	0	0	0	0	0	0	7	7	0.00	2.000
51 Michael Gonzalez, L ERA: 6.0	(7, 1)	1.0		4	1	0	0	0	0	0	0	0	0	0	4	4	0.00	1.000
Oscar Villarreal, R ERA: 6.0	(8, 1)	1.0		4	1	1	0	0	0	0	0	0	0	0	4	4	0.00	1.000

PITCHER		IP	WLS	BF	H	R	ER	SO	BB	IBB	HBP	BLK	WP	HR	S	P	ERA	WHIP
58 Peter Moylan, R ERA:	(9, 1)	1.0		3	0	0	0	0	0	0	0	0	0	0	3	3	0.00	0.000
37 Steve Colyer, L ERA: 6.0	(10, 1)	1.0	L	6	4	2	2	0	0	0	0	0	0	0	6	6	18.00	4.000

New York Yankees @ Atlanta Braves

Ballpark at Disney's Wide World of Sports, Lake Buena Vista, FL

Thu Mar 08 2007, 1:05 PM EST

Att. 11,049 - Sunny - 75 F

livebaseballscorecards.com

AB	38
R	5
H	13
RBI	5
BB	0
SO	4
LOB	15

WP: 0	PB: 0	SB: 1	CS: 0
PA: 41			

Batter	1	2	3	4	5	6	7	8	9	10	AB	R	H	RBI	BB	SO	LOB
2 Kelly Johnson, L (1, 4) OBP: 0.267, SLG: 0.429 24 Martín Prado, R (8, 4) OBP: 0.533, SLG: 0.600	C C B X 1-2 ① G1-3	C B F X 1-2 ③ F7			X 0-0 2B		C C S 0-3 ② K		X 0-0 ③ G4-3		4 0 1 0 0 1 1 1 0 0 0 0 0 2						
11 Edgar Renteria, R (1, 6) OBP: 0.429, SLG: 0.500 72 Yunel Escobar, R (6, 5) OBP: 0.438, SLG: 0.667	C C B B X 2-2 10 G4-3 1B 2B	X 0-0 ① L8			X 0-0 ② L4		X 0-0 ③ P4			X 0-0 61 G4-3 1B	3 1 1 0 0 0 1 2 0 1 0 0 0 0						
10 Chipper Jones, S (1, 5) OBP: 0.400, SLG: 0.333 61 Grégor Blanco, L (6, 8) OBP: 0.294, SLG: 0.200	C B B C F F B X 3-2 ② G4-3 2-3		X 0-0 ② F7		B B B B 4-0 BB			X 0-0 ① F7		X 0-0 ① G4-3 1-2f ②	2 0 0 0 1 0 1 2 0 0 0 0 0 1						
Andruw Jones, R (1, 8) OBP: 0.375, SLG: 0.308 39 Rafael Soriano, R (6, 1) 51 Michael Gonzalez, R (7, 1) Oscar Villarreal, L (8, 1) Craig Wilson, R (8, PH) OBP: 0.455, SLG: 1.000 58 Peter Moylan, R (9, 1) 37 Steve Colyer, L (10, 1) 14 Willy Aybar, S (10, PH) OBP: 0.200, SLG: 0.200	X 0-0 3-H 1B	C C S 0-3 ③ K			X 0-0 ③ F7			C C C 0-3 ② K		X 0-0 ③ F8	3 0 1 1 0 1 2 0 0 0 0 0 0 0 0 0 0 0 0 0 0 0 0 0 0 0 0 0 1 0 0 0 0 1 0 0 0 0 0 0 0 0 0 0 0 0 0 0 0 1 0 0 0 0 0 0						
16 Brian McCann, L (1, 2) OBP: 0.333, SLG: 0.231 63 Corky Miller, R (9, 2) OBP: 0.375, SLG: 0.714	F C X 0-2 ③ G6-3			X 0-0 ① 1B		X 0-0 ① L5		X 0-0 ③ G4-3			4 0 1 0 0 0 1 0 0 0 0 0 0 0						
7 Jeff Francoeur, R (1, 9) OBP: 0.353, SLG: 0.733 27 T.J. Bohn, R (10, 9) OBP: 0.286, SLG: 0.118	B C C X 1-2 HR			C C C 0-3 ① K		X 0-0 20 BB 1B			X 0-0 ① G6-3		4 1 2 1 0 1 1 0 0 0 0 0 0 0						
20 Scott Thorman, L (1, 3) OBP: 0.263, SLG: 0.176 22 Willie Harris, L (9, PR) OBP: 0.500, SLG: 0.556 91 J.J. Jurries, R (10, 3) OBP: 0.111, SLG: 0.222	S X 0-1 ① G1-3			X 0-0 ② P5		B B B B 4-0 23 G6-4-3 1-2 BB			B B B B 4-0 23 E 3B BB		2 0 0 0 2 0 1 0 1 0 0 0 0 0 0 0 0 0 0 0 0						
23 Matt Diaz, R (1, 7) OBP: 0.429, SLG: 0.462 91 Bill McCarthy, R (10, 7) OBP: 0.400, SLG: 0.600	X 0-0 15 F8 2B			X 0-0 ③ F9		X 0-0 ② ③ G6-4-3 1-2f			C X 0-1 ② G5-3 1-3		4 0 1 0 0 0 4 0 0 0 0 0 0 0						
15 Tim Hudson, R (1, 1) 28 Bob Wickman, R (5, 1) 4 Pete Orr, L (5, PH) OBP: 0.467, SLG: 0.417 Tony Pena Jr., R (6, 6) OBP: 0.333, SLG: 0.444	X 0-0 ② F8 2-3			X 0-0 ① P5			X 0-0 ① F9		X 0-0 3-H 3B		1 0 0 0 0 0 1 0 0 0 0 0 0 0 1 0 0 0 0 0 0 2 0 1 1 0 0 0						
Inning Stats	R: 1 E: 0 K: 0 S: 15 H: 2 LOB: 1 BB: 0 P: 21	R: 1 E: 0 K: 0 S: 10 H: 2 LOB: 1 BB: 0 P: 12	R: 0 E: 0 K: 1 S: 5 H: 0 LOB: 0 BB: 0 P: 5	R: 0 E: 0 K: 1 S: 6 H: 1 LOB: 1 BB: 0 P: 6	R: 0 E: 0 K: 0 S: 4 H: 1 LOB: 2 BB: 1 P: 8	R: 0 E: 0 K: 0 S: 3 H: 1 LOB: 1 BB: 1 P: 7	R: 0 E: 0 K: 1 S: 5 H: 0 LOB: 0 BB: 0 P: 5	R: 0 E: 0 K: 1 S: 5 H: 0 LOB: 0 BB: 0 P: 5	R: 1 E: 0 K: 0 S: 5 H: 1 LOB: 2 BB: 1 P: 9	R: 0 E: 0 K: 0 S: 3 H: 1 LOB: 0 BB: 0 P: 3	1B: 4 2B: 3 3B: 1 HR: 1 SF: 0 SAC: 0 DP: 2 HBP: 0						

PITCHER		IP	WLS	BF	H	R	ER	SO	BB	IBB	HBP	BLK	WP	HR	S	P	ERA	WHIP
35 Mike Mussina, R	(1, 1)	3.0		13	4	2	2	1	0	0	0	0	0	1	30	38	6.00	1.333
ERA: 5.4																		
Scott Proctor, R	(4, 1)	1.0		4	1	0	0	1	0	0	0	0	0	0	6	6	0.00	1.000
ERA:																		
74 Matt DeSalvo, R	(5, 1)	2.0		9	2	0	0	0	2	0	0	0	0	0	7	15	0.00	2.000
ERA: 2.25																		
74 Matt DeSalvo, R	(5, 1)	2.0		9	2	0	0	0	2	0	0	0	0	0	7	15	0.00	2.000
ERA: 2.25																		
Colter Bean, R	(7, 1)	2.0		6	0	0	0	2	0	0	0	0	0	0	10	10	0.00	0.000
ERA:																		

PITCHER		IP	WLS	BF	H	R	ER	SO	BB	IBB	HBP	BLK	WP	HR	S	P	ERA	WHIP
56 Chris Britton, R	(9, 1)	1.0	W	5	1	1	1	0	1	0	0	0	0	0	5	9	9.00	2.000
ERA: 3.86																		
47 Ron Villone, L	(10, 1)	1.0	S	3	1	0	0	0	0	0	0	0	0	0	3	3	0.00	1.000
ERA:																		

BOTTOM

New York Yankees @ Atlanta Braves

Ballpark at Disney's Wide World of Sports, Lake Buena Vista, FL

Thu Mar 08 2007, 1:05 PM EST
Att. 11,049 - Sunny - 75 F

livebaseballscorecards.com

AB	37
R	3
H	9
RBI	3
BB	3
SO	4
LOB	16

WP: 0 PB: 0 SB: 0 CS: 0
PA: 40

Atlanta Braves @ Pittsburgh Pirates

McKechnie Field, Bradenton, FL

Fri Mar 09 2007, 1:05 PM EST

Att. 3,847 - Sunny - 77 F

livebaseballscorecards.com

TOP

Batter	1	2	3	4	5	6	7	8	9	AB	R	H	RBI	BB	SO	LOB
2 Kelly Johnson, L (1, 4) OBP: 0.316, SLG: 0.611	G6-3		11 G5-4-3 1B 1-2			1-H HR	F8		FC5-4 14 1B 1-2f	4	1	2	2	0	0	0
91 Bill McCarthy, R (7, 7) OBP: 0.333, SLG: 0.500										1	0	0	0	0	0	1
11 Edgar Renteria, R (1, 6) OBP: 0.412, SLG: 0.462	G6-3		G5-4-3 1-2f			14 1B 14 WP 1B		K	F9	3	1	1	0	0	0	2
91 J.J. Jurries, R (6, 3) OBP: 0.091, SLG: 0.182										2	0	0	0	0	1	1
14 Willy Aybar, S (1, 5) OBP: 0.400, SLG: 0.700	HR			G1-3		1-3 1B		G4-3	1-3 1B	5	1	3	1	0	0	0
Andruw Jones, R (1, 8) OBP: 0.316, SLG: 0.250	K			K		L5		72 BB 27 1B 8 2B 1B	L8	3	0	0	0	0	2	2
61 Grégor Blanco, L (6, 8) OBP: 0.316, SLG: 0.235				K						2	1	1	0	0	0	2
Craig Wilson, R (1, 3) OBP: 0.429, SLG: 0.846		K		K		1-2 23 G5-4-3 3-H 1B		1-2 72 BB 8 2B 1B		3	0	1	1	0	2	0
27 T.J. Bohn, R (6, 9) OBP: 0.318, SLG: 0.167										1	1	1	0	0	0	0
23 Matt Diaz, R (1, 7) OBP: 0.353, SLG: 0.375		K			G5-3	G5-4-3 1-2f		1-2 2-3 8 2B BB		3	0	0	0	0	1	2
73 Matt Harrison, L (6, 1)										0	0	0	0	0	0	0
72 Yunel Escobar, R (8, PH) OBP: 0.471, SLG: 0.667										0	1	0	0	1	0	0
54 Chad Paronto, R (8, 1)										0	0	0	0	0	0	0
62 Manny Acosta, R (9, 1)										0	0	0	0	0	0	0
8 Brayan Peña, S (1, 2) OBP: 0.400, SLG: 0.500		F7			G1-3		G3	1-H 2-H 3-H 2B		4	0	1	3	0	0	0
Ryan Langerhans, L (1, 9)			2 1B 1B		F9		HR	K		3	1	2	1	0	0	0
(6, 7)																
22 Willie Harris, L (7, 4) OBP: 0.462, SLG: 0.500										1	0	0	0	0	1	1
36 Chuck James, L (1, 1)			B1			2 HR 1B	K		E6 91 FC5-4	1	0	0	0	0	0	1
65 Buddy Carlyle, L (4, 1)										0	0	0	0	0	0	0
74 Brent Lillibridge, R (6, PH) OBP: 0.200, SLG: 0.111										3	1	1	0	0	1	0
(6, 6)																

Inning Stats																															
	R: 1	H: 1		R: 0	H: 0		R: 0	H: 2		R: 0	H: 0		R: 0	H: 0		R: 3	H: 5		R: 1	H: 1		R: 3	H: 3		R: 0	H: 1		1B: 9	SF: 0		WP: 1	PA: 40
	E: 0	LOB: 0		E: 0	LOB: 0		E: 0	LOB: 1		E: 0	LOB: 0		E: 0	LOB: 0		E: 0	LOB: 1		E: 0	LOB: 0		E: 0	LOB: 1		E: 1	LOB: 2		2B: 1	SAC: 0		PB: 0	
	K: 1	BB: 0		K: 2	BB: 0		K: 0	BB: 0		K: 2	BB: 0		K: 0	BB: 0		K: 0	BB: 0		K: 1	BB: 0		K: 2	BB: 1		K: 0	BB: 0		3B: 0	DP: 2		SB: 0	
	S: 6	P: 6		S: 7	P: 7		S: 4	P: 4		S: 7	P: 7		S: 3	P: 3		S: 7	P: 8		S: 6	P: 6		S: 10	P: 14		S: 5	P: 5		HR: 3	HBP: 0		CS: 0	

PITCHER		IP	WLS	BF	H	R	ER	SO	BB	IBB	HBP	BLK	WP	HR	S	P	ERA	WHIP
57 Zach Duke, L ERA: 4.0	(1, 1)	4.0	L	14	3	1	1	5	0	0	0	0	0	1	24	24	2.25	0.750
52 Masumi Kuwata, R ERA: 9.0	(5, 1)	2.0		10	5	3	3	0	0	0	0	0	1	1	10	11	13.50	2.500
55 Matt Capps, R ERA: 12.0	(7, 1)	1.0		4	1	1	1	1	0	0	0	0	0	1	6	6	9.00	1.000
50 David Davidson, L ERA: 9.0	(8, 1)	1.0		7	3	3	3	2	1	0	0	0	0	0	10	14	27.00	4.000
59 Dan Kolb, R ERA:	(9, 1)	1.0		5	1	0	0	0	0	0	0	0	0	0	5	5	0.00	1.000

PITCHER	IP	WLS	BF	H	R	ER	SO	BB	IBB	HBP	BLK	WP	HR	S	P	ERA	WHIP

AB	39
R	8
H	13
RBI	8
BB	1
SO	8
LOB	12

BOTTOM

Atlanta Braves @ Pittsburgh Pirates

McKechnie Field, Bradenton, FL

Fri Mar 09 2007, 1:05 PM EST

Att. 3,847 - Sunny - 77 F

livebaseballscorecards.com

Batter	1	2	3	4	5	6	7	8	9	AB	R	H	RBI	BB	SO	LOB
51 Luis Matos, R (1, 8) OBP: 0.368, SLG: 0.722 10 Rajai Davis, R (6, 8) OBP: 0.133, SLG: 0.200	F7	F7			2 BB 1B	FC6-4 1-2f		G4-3		3 0 1 0 0 0 2 2 0 0 0 0 0 3						
2 Jack Wilson, R (1, 6) OBP: 0.467, SLG: 0.417 77 Brian Bixler, R (6, 6) OBP: 0.533, SLG: 0.929	1B 1B		G6-3		BBBB 4-0 1-2 BB		F8		35 BB 3 1B 5 1B 1B	2 0 1 0 1 0 0 2 1 1 0 0 0 0						
Jose Castillo, R (1, 4) OBP: 0.300, SLG: 0.400 3 Javier Guzman, S (7, 4) OBP: 0.300, SLG: 0.222	1-2 1B		F8		F9		G5-3		5 1B 35 BB 1-2 SF9 1B	3 0 1 0 0 0 2 2 1 1 0 0 0 0						
35 Brad Eldred, R (1, 3) OBP: 0.591, SLG: 1.176	F6		SSS 0-3 K			26 HR 1B	BBBB 78 1B BB		BBBB 4-0 5 1B 76 2B 1-2 2-3 BB	3 2 1 0 2 1 2						
Xavier Nady, R (1, 9) OBP: 0.167, SLG: 0.167 78 Carlos Maldonado, R (7, 2) OBP: 0.250, SLG: 0.375	SSS K			G4-3		F7	FC5-4 1-2 1B		SSS K	3 0 0 0 0 1 3 2 0 1 0 0 1 3						
26 Ronny Paulino, R (1, 2) OBP: 0.231, SLG: 0.462 55 Matt Capps, R (7, 1) Jason Delaney, R (7, PH) 50 David Davidson, L (8, 1) 59 Dan Kolb, R (9, 1) 5 Yurendell Decaster, R (9, PH) OBP: 0.375, SLG: 0.375		F7		CCC K		1-H HR	FC5-4 1-2f		76 2B 1-2 2-3 3-H 1B	3 1 1 2 0 1 0 0 0 0 0 0 0 0 1 0 0 0 0 0 2 0 0 0 0 0 0 0 0 0 0 0 0 0 0 1 0 1 1 0 0 0						
José Bautista, R (1, 5) OBP: 0.286, SLG: 0.222	57 SH5-4 76 1B 1B			F7		G6-3		H 1-0 HBP	SF9 3-H	3 0 1 1 0 0 0						
76 Andrew McCutchen, R (1, 7) OBP: 0.500, SLG: 0.684	57 SH5-4 1-2 1B				F8	62 E 1B		SSS 0-3 K	1-3 2-H 2B	5 0 3 1 0 1 1						
57 Zach Duke, L (1, 1) OBP: 1.000, SLG: 1.000 52 Masumi Kuwata, R (5, 1) 62 Chris Aguila, R (6, PH) OBP: 0.222, SLG: 0.188 (7, 9)	SH5-4 1-2 2-3				SSS K	FC6 10 FC6-4 1-2		CCC K	CCC K	0 0 0 0 0 0 0 1 0 0 0 0 1 0 3 0 0 0 0 2 4						

| Inning Stats | | | | | |

Toronto Blue Jays @ Atlanta Braves

Ballpark at Disney's Wide World of Sports, Lake Buena Vista, FL

Sat Mar 10 2007, 1:05 PM EST

Att. 9,624 - Sunny - 79 F

livebaseballscorecards.com

Batter	1	2	3	4	5	6	7	8	9	AB	R	H	RBI	BB	SO	LOB
57 Jeff Duncan, L (1, 8) OBP: 0.450, SLG: 0.684 Aaron Mathews, R (7, 8)	F8		24 CS 2 FC5-2-5 2-3 1B		2 S 1B		F8			4 0	0 0	2 0	0 0	0 0	0 0	0 0
2 Aaron Hill, R (1, 4) OBP: 0.357, SLG: 0.615 20 Sergio Santos, R (6, 6)	HBP		FC5-2-5 24 CS 24 3B 1-2 3-H		K 1-2			P6		2 1	1 0	0 0	0 0	0 0	1 0	3 0
24 Matt Stairs, L (1, 3) OBP: 0.308, SLG: 0.417 67 John-Ford Griffin, L (6, PR) OBP: 0.333, SLG: 0.615 (6, 7)	K		1-H 2-3 3B			WP 1B 1B		F9		3 1	0 0	2 0	1 0	0 0	1 0	1 0
15 Alex Rios, R (1, 9) OBP: 0.357, SLG: 0.786 16 Rob Cosby, R (6, 9) OBP: 0.333, SLG: 0.417	F7		G5-3			F8		P3		3 1	0 0	0 0	0 0	0 0	0 0	3 0
Jason Smith, L (1, 6) OBP: 0.500, SLG: 1.067 4 Ryan Roberts, R (6, 4) OBP: 0.462, SLG: 0.455 (6, 5)		1 G5-3 E HBP		F9		WP 1-2 1B			L6	2 1	0 0	1 0	0 0	0 0	0 0	0 0
43 Kevin Barker, L (1, 7) OBP: 0.353, SLG: 0.467 (6, 3) 23 John Hattig, S (7, 3) OBP: 0.313, SLG: 0.357		K		F7		K			K	3 1	0 0	0 0	0 0	0 0	2 1	3 0
Jason Phillips, R (1, 2) OBP: 0.222, SLG: 0.235 59 Curtis Thigpen, R (7, 2) OBP: 0.125, SLG: 0.313		FC5 1-2		K		L3 1-2 2-3			K	3 1	0 0	0 0	0 0	0 0	1 1	3 0
1 Ray Olmedo, S (1, 5) (6, 4)		G5-3 2-3f			K		G4-3			3	0	0	0	0	1	2
7 Josh Towers, R (1, 1) OBP: 1.000, SLG: 1.000 51 Geremi Gonzalez, R (4, 1) 40 Dustin McGowan, R (6, 1) Pete Walker, R (8, 1)			E1 57 1B 2 FC5-2-5 1B		K		K			1 1 1 0	0 0 0 0	1 0 0 0	0 0 0 0	0 0 0 0	0 1 1 0	0 0 0 0
Inning Stats	R: 0 E: 0 K: 1 S: 5 H: 0 LOB: 1 BB: 0 P: 6	R: 0 E: 1 K: 1 S: 5 H: 0 LOB: 1 BB: 0 P: 6	R: 1 E: 1 K: 0 S: 6 H: 3 LOB: 1 BB: 0 P: 6	R: 0 E: 0 K: 1 S: 5 H: 0 LOB: 0 BB: 0 P: 5	R: 0 E: 0 K: 3 S: 10 H: 1 LOB: 1 BB: 0 P: 10	R: 0 E: 0 K: 1 S: 8 H: 2 LOB: 3 BB: 0 P: 8	R: 0 E: 0 K: 1 S: 5 H: 0 LOB: 0 BB: 0 P: 5	R: 0 E: 0 K: 0 S: 3 H: 0 LOB: 0 BB: 0 P: 3	R: 0 E: 0 K: 2 S: 7 H: 0 LOB: 0 BB: 0 P: 7	1B: 5 2B: 0 3B: 1 HR: 0 SF: 0 SAC: 0 DP: 1 HBP: 2						

	AB	32
	R	1
	H	6
	RBI	1
	BB	0
	SO	10
	LOB	15

WP: 1 PB: 0 SB: 1 CS: 2 PA: 34

PITCHER		IP	WLS	BF	H	R	ER	SO	BB	IBB	HBP	BLK	WP	HR	S	P	ERA	WHIP
19 Mark Redman, L ERA: 3.0	(1, 1)	3.0		13	3	1	1	2	0	0	2	0	0	0	16	18	3.00	1.000
39 Rafael Soriano, R ERA:	(4, 1)	1.0		3	0	0	0	1	0	0	0	0	0	0	5	5	0.00	0.000
40 Lance Cormier, R ERA: 2.0	(5, 1)	4.0	W	15	3	0	0	5	0	0	0	0	1	0	26	26	0.00	0.750
49 Macay McBride, L ERA: 9.0	(9, 1)	1.0	S	3	0	0	0	2	0	0	0	0	0	0	7	7	0.00	0.000

PITCHER	IP	WLS	BF	H	R	ER	SO	BB	IBB	HBP	BLK	WP	HR	S	P	ERA	WHIP

BOTTOM

Toronto Blue Jays @ Atlanta Braves

Ballpark at Disney's Wide World of Sports, Lake Buena Vista, FL

Sat Mar 10 2007, 1:05 PM EST

Att. 9,624 - Sunny - 79 F

livebaseballscorecards.com

Batter	1	2	3	4	5	6	7	8	9	AB	R	H	RBI	BB	SO	LOB
2 Kelly Johnson, L (1, 4) OBP: 0.273, SLG: 0.524	G5-3		G6-3 1-2f		F9 1-2		K			3	0	0	0	0	0	3
24 Martín Prado, R (6, 4) OBP: 0.500, SLG: 0.563										1	0	0	0	0	1	0
11 Edgar Renteria, R (1, 6) OBP: 0.350, SLG: 0.375	K			F9		G1-3	G5-3			3	0	0	0	0	1	0
72 Yunel Escobar, R (7, 6) OBP: 0.444, SLG: 0.625										1	0	0	0	0	0	0
10 Chipper Jones, S (1, 5) OBP: 0.444, SLG: 0.357	G4-3			16 FC4-6 1B 1B		HR BB	G5-3			2	1	1	0	1	0	0
Tony Pena Jr., R (7, 5) OBP: 0.316, SLG: 0.421										1	0	0	0	0	0	0
Andruw Jones, R (1, 8) OBP: 0.364, SLG: 0.474		F9		16 FC4-6 1-2 1B		1-H HR		63 F8 63 S 27 1B 1B		3	1	2	2	0	0	0
61 Grégor Blanco, L (7, 8) OBP: 0.350, SLG: 0.278										1	1	1	0	0	0	0
16 Brian McCann, L (1, 2) OBP: 0.333, SLG: 0.438		G4-3		FC4-6 1-2f 2-3		HR		F8 1-3		3	1	1	1	0	0	2
63 Corky Miller, R (7, 2) OBP: 0.333, SLG: 0.625										1	0	0	0	0	0	1
7 Jeff Francoeur, R (1, 9) OBP: 0.350, SLG: 0.667		K		F9		20 1B 1B		23 S 3-H 1B		3	0	1	0	0	1	2
27 T.J. Bohn, R (7, 9) OBP: 0.348, SLG: 0.211										1	0	1	1	0	0	0
20 Scott Thorman, L (1, 3) OBP: 0.304, SLG: 0.238			4 1B 1B		G6-3	40 FC6-4 1-2 1B		F7		4	0	2	0	0	0	1
23 Matt Diaz, R (1, 7) OBP: 0.333, SLG: 0.350			F9		2 S 1B	K		G6-3 1-2		4	0	1	0	0	1	4
19 Mark Redman, L (1, 1)			2 G6-3 1-2 1B		K	FC6-4 1-2f				0	0	0	0	0	0	0
4 Pete Orr, L (3, PH) OBP: 0.500, SLG: 0.462										1	0	1	0	0	0	0
39 Rafael Soriano, R (4, 1)										0	0	0	0	0	0	0
40 Lance Cormier, R (5, 1)										2	0	0	0	0	1	3
49 Macay McBride, L (9, 1)										0	0	0	0	0	0	0
Inning Stats	R: 0 E: 0 K: 1 S: 5 H: 0 LOB: 0 BB: 0 P: 5	R: 0 E: 0 K: 1 S: 5 H: 0 LOB: 0 BB: 0 P: 5	R: 0 E: 0 K: 0 S: 4 H: 2 LOB: 1 BB: 0 P: 4	R: 0 E: 0 K: 0 S: 5 H: 2 LOB: 2 BB: 0 P: 5	R: 0 E: 0 K: 1 S: 7 H: 1 LOB: 1 BB: 1 P: 7	R: 3 E: 0 K: 1 S: 9 H: 4 LOB: 2 BB: 1 P: 13	R: 0 E: 0 K: 1 S: 5 H: 0 LOB: 0 BB: 0 P: 5	R: 1 E: 0 K: 0 S: 7 H: 2 LOB: 1 BB: 0 P: 7		1B: 9 2B: 0 3B: 0 HR: 2	SF: 0 SAC: 0 DP: 1 HBP: 0						

	AB	34
	R	4
	H	11
	RBI	4
	BB	1
	SO	5
	LOB	16

WP: 0 PB: 0 SB: 3 CS: 0 PA: 35

PITCHER	IP	WLS	BF	H	R	ER	SO	BB	IBB	HBP	BLK	WP	HR	S	P	ERA	WHIP
7 Josh Towers, R (1, 1) ERA: 1.8	3.0		10	2	0	0	2	0	0	0	0	0	0	14	14	0.00	0.667
51 Geremi Gonzalez, R (4, 1) ERA: 5.4	2.0	H	9	3	0	0	1	0	0	0	0	0	0	12	12	0.00	1.500
40 Dustin McGowan, R (6, 1) ERA: 10.8	2.0	L	11	4	3	3	2	1	0	0	0	0	2	14	18	13.50	2.500
Pete Walker, R (8, 1) ERA: 3.0	1.0		5	2	1	1	0	0	0	0	0	0	0	7	7	9.00	2.000

PITCHER	IP	WLS	BF	H	R	ER	SO	BB	IBB	HBP	BLK	WP	HR	S	P	ERA	WHIP

Batter	1	2	3	4	5	6	7	8	9	AB	R	H	RBI	BB	SO	LOB
24 Martín Prado, R (1, 4) OBP: 0.476, SLG: 0.500	0-0 11 G4-6-3 1B		0-0 E6 2-3			0-0 F9 ②		4-0 68 BB 72 1B 61 FC4-6 1-2 BB	0-0 F9 ②	4	1	1	0	1	0	2
11 Edgar Renteria, R (1, 6) OBP: 0.348, SLG: 0.368 72 Yunel Escobar, R (6, 5) OBP: 0.500, SLG: 0.667	0-0 G4-6-3 1-2f ①②		0-0 G4-3 ③			0-0 1B		0-0 61 FC4-6 68 BB 23 2B 1-2 2-3 1B	0-0 1-2 1B	3	0	1	0	0	0	3
										2	1	2	0	0	0	0
10 Chipper Jones, S (1, 5) OBP: 0.381, SLG: 0.294 51 Michael Gonzalez, R (6, 1) 68 Jarrod Saltalamacchia, S (7, 2) OBP: 0.286, SLG: 0.167	0-0 G4-3 ③			0-0 G4-1 ①		0-0 F7 ③		4-0 61 FC4-6 1-2 2-3 3-H BB	0-0 F7 ③	3	0	0	0	0	0	1
										0	0	0	0	0	0	0
										1	0	0	1	1	0	2
Andruw Jones, R (1, 8) OBP: 0.360, SLG: 0.429 61 Grégor Blanco, L (7, 8) OBP: 0.333, SLG: 0.263		0-0 P6 ①		0-0 G6-3 ②			4-0 7 PB 8 G6-3 7 SF9 BB	0-0 FC4-6 23 2B 27 2B 1-2f 2-3 3-H		2	1	0	0	1	0	0
										1	1	0	1	0	0	2
8 Brayan Peña, S (1, 2) OBP: 0.308, SLG: 0.385 Blaine Boyer, R (7, 1) 23 Matt Diaz, R (8, PH) OBP: 0.364, SLG: 0.429 30 Kevin Barry, R (8, 1) 46 Jonathan Johnson, R (9, 1)		0-0 G1-3 ②		0-0 G3-1 ③			0-0 G6-3 ① 1-2	0-0 27 2B 1-3 3-H 2B		3	0	0	0	0	0	1
										0	0	0	0	0	0	0
										1	1	1	1	0	0	0
										0	0	0	0	0	0	0
										0	0	0	0	0	0	0
7 Jeff Francoeur, R (1, 9) OBP: 0.304, SLG: 0.600 27 T.J. Bohn, R (7, 9) OBP: 0.375, SLG: 0.300		0-0 G5-3 ③			S S C 0-3 K ①		B X 1-0 SF9 ② 2-H	0-0 2-H 3-H 2B		2	0	0	1	0	1	0
										1	0	1	2	0	0	0
Craig Wilson, R (1, 3) OBP: 0.353, SLG: 0.688 71 Carlos Mendez, R (7, 3) OBP: 0.429, SLG: 0.714			0-0 E5 26 B5-6-4 1B		0-0 G6-3 ②		S S S 0-3 K ③	0-0 G6-3 ③		3	0	0	0	0	1	0
										1	0	0	0	0	0	1
Ryan Langerhans, L (1, 7) OBP: 0.429, SLG: 0.700 22 Willie Harris, L (8, 7) OBP: 0.429, SLG: 0.455			0-0 24 E 26 B5-6-4 1-2 1B		0-0 4 CS 1B			0-0 G4-3 ①	0-0 F9 ①	3	0	2	0	0	0	0
										1	0	0	0	0	0	0
26 Kyle Davies, R (1, 1) 4 Pete Orr, L (5, PH) OBP: 0.500, SLG: 0.462 28 Bob Wickman, R (5, 1) 74 Brent Lillibridge, R (6, PH) OBP: 0.308, SLG: 0.250 (6, 6)			0-0 B5-6-4 ①② 1-2 2-3f		s 0-1 CS ③ 1-2	0-0 L7 ①		0-0 72 1B 24 BB 68 BB 1B	0-0 72 1B 1B	1	0	0	0	0	0	2
										0	0	0	0	0	0	0
										0	0	0	0	0	0	0
										3	1	2	0	0	0	0

TOP

Atlanta Braves @ St. Louis Cardinals

Roger Dean Stadium, Jupiter, FL

Sun Mar 11 2007, 1:05 PM EDT

Att. 7,969 - Sunny - 76 F

livebaseballscorecards.com

AB	35
R	6
H	10
RBI	6
BB	3
SO	2
LOB	14

Inning Stats	1	2	3	4	5	6	7	8	9
	R: 0 E: 0 K: 0 S: 3	R: 0 E: 0 K: 0 S: 3	R: 0 E: 2 K: 0 S: 5	R: 0 E: 0 K: 0 S: 3	R: 0 E: 0 K: 1 S: 6	R: 0 E: 0 K: 0 S: 4	R: 1 E: 0 K: 1 S: 5	R: 5 E: 0 K: 0 S: 7	R: 0 E: 0 K: 0 S: 5
	H: 1 LOB: 0 BB: 0 P: 3	H: 0 LOB: 0 BB: 0 P: 3	H: 1 LOB: 2 BB: 0 P: 5	H: 0 LOB: 0 BB: 0 P: 3	H: 1 LOB: 0 BB: 0 P: 6	H: 1 LOB: 1 BB: 0 P: 4	H: 0 LOB: 0 BB: 1 P: 10	H: 4 LOB: 1 BB: 2 P: 15	H: 2 LOB: 2 BB: 0 P: 5

| | | | | | | | | | |

BOTTOM

Atlanta Braves @ St. Louis Cardinals

Roger Dean Stadium, Jupiter, FL

Sun Mar 11 2007, 1:05 PM EDT
Att. 7,969 - Sunny - 76 F

livebaseballscorecards.com

Batter	1	2	3	4	5	6	7	8	9	AB	R	H	RBI	BB	SO	LOB
55 Skip Schumaker, L (1, 8) OBP: 0.444, SLG: 0.680	F7		G6-3		FC4-6 16 2B 1-2f	BBBB 16 FC6-4 BB		G5-3		2	0	0	0	0	0	0
So Taguchi, R (4, 8) OBP: 0.160, SLG: 0.125										1	0	0	0	1	0	1
81 Brian Esposito, R (7, 2)										1	0	0	0	0	0	1
16 Chris Duncan, L (1, 7) OBP: 0.371, SLG: 0.516	BBBB 27 S BB		E6 27 1B		L4-6 1-3 2B	FC6-4 1-2f			F8	4	0	1	0	1	0	2
27 Scott Rolen, R (1, 5) OBP: 0.423, SLG: 0.300	CBBBB 1-2 BB		1-3 1B		L4		F9		F7	2	0	1	0	1	0	2
Miguel Negron, L (7, 8) OBP: 0.296, SLG: 0.095										2	0	0	0	0	0	0
26 Scott Spiezio, S (1, 3) OBP: 0.467, SLG: 0.476	F8		F9			P2	BBBB		SSC	3	0	0	0	1	0	4
(7, 5)							BB		K							
Tyler Johnson, S (8, 1)										0	0	0	0	0	0	0
Josh Hancock, R (8, 1)										0	0	0	0	0	0	0
84 Colby Rasmus, L (9, PH) OBP: 0.375, SLG: 0.571										1	0	0	0	0	1	0
53 John Rodriguez, L (1, 9) OBP: 0.591, SLG: 0.647	G3-1			BBBB 4 L4-6 G4-3 BB		4 BB 1B	F9			1	0	0	0	1	0	2
70 Tagg Bozied, R (6, PH) OBP: 0.409, SLG: 0.450										2	1	1	0	0	0	1
(7, 3)																
4 Yadier Molina, R (1, 2) OBP: 0.409, SLG: 0.450		FC6-4 1B		G4-3 1-2		BBBB 1B 75 2B 1-2 BB	SSS			2	1	1	0	1	0	1
78 Kelvin Jimenez, R (7, 1)										0	0	0	0	0	0	0
76 Travis Hanson, L (7, PH) OBP: 0.286, SLG: 0.091										1	0	0	0	0	1	1
(8, 5)																
Aaron Miles, S (1, 4) OBP: 0.333, SLG: 0.300		FC6-4 75 G6-4-3 1-2f		L4-6 2-2		75 2B 1-3 2-H 1B			F9	4	1	1	1	0	0	2
75 Brendan Ryan, R (1, 6) OBP: 0.346, SLG: 0.375		G6-4-3 1-2f			FC4-6 1B	63 F7 2-H 3-H 2B		SSC		4	0	2	2	0	1	1
29 Chris Carpenter, R (1, 1)			G5-3		P6	F7 2-3			1B	1	0	0	0	0	0	0
Brian Falkenborg, R (5, 1)										0	0	0	0	0	0	0
49 Rick Ankiel, L (5, PH) OBP: 0.263, SLG: 0.222										1	0	0	0	0	0	1
62 Mike Smith, R (6, 1)										0	0	0	0	0	0	0
63 Ryan Ludwick, R (6, PH) OBP: 0.500, SLG: 0.688										2	0	1	0	0	0	1
(7, 9)																
Inning Stats	R: 0 E: 0 K: 0 S: 4 H: 0 LOB: 2 BB: 2 P: 12	R: 0 E: 0 K: 0 S: 3 H: 1 LOB: 0 BB: 0 P: 3	R: 0 E: 1 K: 0 S: 5 H: 1 LOB: 2 BB: 0 P: 5	R: 0 E: 0 K: 0 S: 2 H: 0 LOB: 0 BB: 1 P: 6	R: 0 E: 0 K: 0 S: 5 H: 2 LOB: 2 BB: 0 P: 5	R: 3 E: 0 K: 0 S: 6 H: 3 LOB: 2 BB: 2 P: 14	R: 0 E: 0 K: 1 S: 5 H: 0 LOB: 1 BB: 1 P: 9	R: 0 E: 0 K: 1 S: 6 H: 1 LOB: 1 BB: 0 P: 6	R: 0 E: 0 K: 1 S: 5 H: 0 LOB: 0 BB: 0 P: 5	1B: 6 2B: 3 3B: 0 HR: 0	SF: 0 SAC: 0 DP: 2 HBP: 0						

AB	34
R	3
H	8
RBI	3
BB	6
SO	3
LOB	20

WP: 0 PB: 0 SB: 1 CS: 0 PA: 40

PITCHER	IP	WLS	BF	H	R	ER	SO	BB	IBB	HBP	BLK	WP	HR	S	P	ERA	WHIP
26 Kyle Davies, R (1, 1) ERA: 2.25	4.0		16	2	0	0	0	3	0	0	0	0	0	14	26	0.00	1.250
28 Bob Wickman, R (5, 1) ERA:	1.0		5	2	0	0	0	0	0	0	0	0	0	5	5	0.00	2.000
51 Michael Gonzalez, L (6, 1) ERA: 11.25	1.0		8	3	3	3	0	2	0	0	0	0	0	6	14	27.00	5.000
Blaine Boyer, R (7, 1) ERA:	1.0	W	4	0	0	0	1	1	0	0	0	0	0	5	9	0.00	1.000
30 Kevin Barry, R (8, 1) ERA:	1.0	H	4	1	0	0	1	0	0	0	0	0	0	6	6	0.00	1.000

PITCHER	IP	WLS	BF	H	R	ER	SO	BB	IBB	HBP	BLK	WP	HR	S	P	ERA	WHIP
46 Jonathan Johnson, R (9, 1) ERA: 6.0	1.0	S	3	0	0	0	1	0	0	0	0	0	0	5	5	0.00	0.000

Atlanta Braves @ St. Louis Cardinals

Roger Dean Stadium, Jupiter, FL

Mon Mar 12 2007, 1:05 PM EDT
Att. 6,981 - Partly Cloudy - 79 F

TOP

livebaseballscorecards.com

Batter	1	2	3	4	5	6	7	8	9	AB	R	H	RBI	BB	SO	LOB
2 Kelly Johnson, L (1, 4) OBP: 0.222, SLG: 0.423	G3		G4-3		G3		G6-3		F7	5	0	0	0	0	0	4
22 Willie Harris, L (1, 7) OBP: 0.389, SLG: 0.400	10 G3 10 S 1B			F7		G4-3		K		4	0	1	0	0	1	0
10 Chipper Jones, S (1, 5) OBP: 0.364, SLG: 0.278	G3 1-3			K		G4-3		63 G4-3 63 S 27 1B 1B		1	0	0	0	0	0	1
4 Pete Orr, L (1, 5) OBP: 0.474, SLG: 0.438										3	1	1	0	0	1	0
16 Brian McCann, L (1, 2) OBP: 0.381, SLG: 0.526	L6			7 1B 1B		2B		G4-3 1-3		3	0	2	0	0	0	1
63 Corky Miller, R (6, 2) OBP: 0.300, SLG: 0.556										1	0	0	0	0	0	1
7 Jeff Francoeur, R (1, 9) OBP: 0.346, SLG: 0.609			1-2 1B		G5-3			3-H 1B		3	0	2	0	0	0	1
27 T.J. Bohn, R (6, 9) OBP: 0.400, SLG: 0.333		20 G6-4-3 1B								1	0	1	1	0	0	0
20 Scott Thorman, L (1, 3) OBP: 0.259, SLG: 0.200				L6			G4-3	K		4	0	0	0	0	1	4
58 Peter Moylan, R (8, 1)		G6-4-3 1-2f								0	0	0	0	0	0	0
Tony Pena Jr., R (1, 6) OBP: 0.261, SLG: 0.348		F7			G5-3		G5-3		K2-3	4	0	0	0	0	1	0
Ryan Langerhans, L (1, 8) OBP: 0.440, SLG: 0.652			G4-3		K2-3		1B BB			3	0	1	0	1	1	0
29 John Smoltz, R (1, 1)			K		2B		1-3 1B		F9	1	0	0	0	0	1	0
68 Jarrod Saltalamacchia, S (5, PH) OBP: 0.375, SLG: 0.429										1	0	1	0	0	0	0
Oscar Villarreal, L (5, 1)										0	0	0	0	0	0	0
Tyler Yates, R (6, 1)										0	0	0	0	0	0	0
Craig Wilson, R (7, PH) OBP: 0.389, SLG: 0.706										1	0	1	0	0	0	0
37 Steve Colyer, L (7, 1)										0	0	0	0	0	0	0
71 Carlos Mendez, R (8, 3) OBP: 0.429, SLG: 0.714										0	0	0	0	0	0	0
23 Matt Diaz, R (9, PH) OBP: 0.348, SLG: 0.409										1	0	0	0	0	0	1
Inning Stats	R: 0 E: 0 K: 0 S: 4 H: 1 LOB: 1 BB: 0 P: 5	R: 0 E: 0 K: 0 S: 3 H: 1 LOB: 0 BB: 0 P: 3	R: 0 E: 0 K: 1 S: 5 H: 0 LOB: 0 BB: 0 P: 5	R: 0 E: 0 K: 1 S: 7 H: 2 LOB: 2 BB: 0 P: 7	R: 0 E: 0 K: 1 S: 6 H: 1 LOB: 1 BB: 0 P: 6	R: 0 E: 0 K: 0 S: 4 H: 1 LOB: 1 BB: 0 P: 4	R: 0 E: 0 K: 0 S: 4 H: 1 LOB: 2 BB: 1 P: 8	R: 1 E: 0 K: 2 S: 10 H: 2 LOB: 1 BB: 0 P: 11	R: 0 E: 0 K: 1 S: 6 H: 1 LOB: 1 BB: 0 P: 6	1B: 8 2B: 2 3B: 0 HR: 0	SF: 0 SAC: 0 DP: 1 HBP: 0	WP: 0 PB: 0 SB: 2 CS: 0	PA: 37				

	AB	36
	R	1
	H	10
	RBI	1
	BB	1
	SO	6
	LOB	13

PITCHER		IP	WLS	BF	H	R	ER	SO	BB	IBB	HBP	BLK	WP	HR	S	P	ERA	WHIP
41 Braden Looper, R ERA: 0.82	(1, 1)	4.2		17	4	0	0	3	0	0	0	0	0	0	23	24	0.00	0.857
34 Randy Flores, L ERA: 3.6	(5, 1)	1.1		6	2	0	0	0	0	0	0	0	0	0	6	6	0.00	1.500
31 Ryan Franklin, R ERA: 3.6	(7, 1)	2.0	W	10	3	1	1	2	1	0	0	0	0	0	14	19	4.50	2.000
72 Dennis Dove, R ERA: 2.7	(9, 1)	1.0	S	4	1	0	0	1	0	0	0	0	0	0	6	6	0.00	1.000

PITCHER		IP	WLS	BF	H	R	ER	SO	BB	IBB	HBP	BLK	WP	HR	S	P	ERA	WHIP

BOTTOM

Atlanta Braves @ St. Louis Cardinals

Roger Dean Stadium, Jupiter, FL

Mon Mar 12 2007, 1:05 PM EDT
Att. 6,981 - Partly Cloudy - 79 F

Batter	1	2	3	4	5	6	7	8	9	AB	R	H	RBI	BB	SO	LOB
7 Adam Kennedy, L (1, 4)	P6		F7			L5		63 1B, 1B; 2-3 1B		3	0	0	0	0	0	1
Aaron Miles, S (7, 4) OBP: 0.360, SLG: 0.333										1	1	1	0	0	0	0
16 Chris Duncan, L (1, 7) OBP: 0.395, SLG: 0.500	BB		F8			5 CS; BB		70 G5-3, 63 1B; 1-2 3-H 1B		1	0	0	0	2	0	1
Miguel Negron, L (6, PR) OBP: 0.321, SLG: 0.136										1	0	1	1	0	0	0
(7, 7)																
5 Albert Pujols, R (1, 3) OBP: 0.333, SLG: 0.448	K			G6-3		F9; 1-2		70 G5-3; 1-2 2-H 1B		3	0	0	0	0	1	2
31 Ryan Franklin, R (7, 1)										0	0	0	0	0	0	0
63 Ryan Ludwick, R (8, PH) OBP: 0.529, SLG: 0.706										1	0	1	1	0	0	0
72 Dennis Dove, R (9, 1)										0	0	0	0	0	0	0
27 Scott Rolen, R (1, 5) OBP: 0.379, SLG: 0.261	K			G5-3			G5-3	G5-3; 1-2 2-3		3	0	0	0	0	1	1
70 Tagg Bozied, R (8, 3) OBP: 0.391, SLG: 0.429										1	0	0	0	0	0	2
53 John Rodriguez, L (1, 9) OBP: 0.542, SLG: 0.579		G4-3		K			PB, 1B	K		2	0	0	0	0	1	0
34 Randy Flores, L (5, 1)										0	0	0	0	0	0	0
26 Scott Spiezio, S (7, 3) OBP: 0.469, SLG: 0.478										2	0	1	0	0	1	2
(8, 5)																
So Taguchi, R (1, 8) OBP: 0.172, SLG: 0.143		F8			G5-3		PB, 1B; 1-2	G4-3		4	0	1	0	0	0	2
4 Yadier Molina, R (1, 2) OBP: 0.417, SLG: 0.429		G6-3			19 G6-4-3; BB		K; 1-2 2-3			1	0	0	0	1	0	0
Gary Bennett, R (7, 2) OBP: 0.278, SLG: 0.200										1	0	0	0	0	1	2
19 Jolbert Cabrera, R (1, 6) OBP: 0.222, SLG: 0.192			1B		G6-4-3; 1-2f		K			3	0	1	0	0	1	3
41 Braden Looper, R (1, 1)			K			HR		1B, 1B; 2B		1	0	0	0	0	1	1
49 Rick Ankiel, L (5, 9) OBP: 0.333, SLG: 0.500										2	2	2	1	0	0	0
Inning Stats	R: 0 E: 0 K: 2 S: 7 H: 0 LOB: 1 BB: 1 P: 11	R: 0 E: 0 K: 0 S: 3 H: 0 LOB: 0 BB: 0 P: 3	R: 0 E: 0 K: 1 S: 6 H: 1 LOB: 1 BB: 0 P: 6	R: 0 E: 0 K: 1 S: 5 H: 0 LOB: 0 BB: 0 P: 5	R: 0 E: 0 K: 0 S: 2 H: 0 LOB: 0 BB: 1 P: 6	R: 1 E: 0 K: 0 S: 3 H: 1 LOB: 1 BB: 1 P: 8	R: 0 E: 0 K: 2 S: 9 H: 2 LOB: 2 BB: 0 P: 9	R: 2 E: 0 K: 1 S: 9 H: 4 LOB: 2 BB: 0 P: 9		1B: 6 2B: 1 3B: 0 HR: 1	SF: 0 SAC: 0 DP: 1 HBP: 0						

livebaseballscorecards.com

AB	30
R	3
H	8
RBI	3
BB	3
SO	7
LOB	17

WP: 0 PB: 1 SB: 0 CS: 1 PA: 33

PITCHER		IP	WLS	BF	H	R	ER	SO	BB	IBB	HBP	BLK	WP	HR	S	P	ERA	WHIP
29 John Smoltz, R ERA:	(1, 1)	4.0		14	1	0	0	4	1	0	0	0	0	0	21	25	0.00	0.500
Oscar Villarreal, R ERA: 4.5	(5, 1)	1.0		3	0	0	0	0	1	0	0	0	0	0	2	6	0.00	1.000
Tyler Yates, R ERA: 2.25	(6, 1)	1.0		4	1	1	1	0	1	0	0	0	0	1	3	8	9.00	2.000
37 Steve Colyer, L ERA: 4.5	(7, 1)	1.0		5	2	0	0	2	0	0	0	0	0	0	9	9	0.00	2.000
58 Peter Moylan, R ERA: 4.5	(8, 1)	1.0	L	7	4	2	2	1	0	0	0	0	0	0	9	9	18.00	4.000

PITCHER	IP	WLS	BF	H	R	ER	SO	BB	IBB	HBP	BLK	WP	HR	S	P	ERA	WHIP

Houston Astros @ Atlanta Braves

Ballpark at Disney's Wide World of Sports, Lake Buena Vista, FL

Tue Mar 13 2007, 7:05 PM EDT

Att. 11,230 - Clear - 72 F

livebaseballscorecards.com

Batter	1	2	3	4	5	6	7	8	9	AB	R	H	RBI	BB	SO	LOB
Craig Biggio, R (1, 4) OBP: 0.381, SLG: 0.600	x 0-0 17 G4-3 45 2B 2B		x 0-0 ① G6-3		x 0-0 ③ L7			C C C 0-3 ② K	x 0-0 20 F9 65 1B 13 1B 1B 1-2 2-3 1B	3	1	1	0	0	0	0
58 Dave Borkowski, R (5, 1)										0	0	0	0	0	0	0
54 Brad Lidge, R (7, 1)										0	0	0	0	0	0	0
16 Jason Lane, R (8, PH) OBP: 0.406, SLG: 0.759										1	0	0	0	0	1	0
Trever Miller, R (8, 1)										0	0	0	0	0	0	0
Orlando Palmeiro, L (9, PH) OBP: 0.667, SLG: 0.556										1	1	1	0	0	0	0
71 Juan Gutierrez, R (9, 1)										0	0	0	0	0	0	0
2 Chris Burke, R (1, 8) OBP: 0.158, SLG: 0.118	x 0-0 ① L3		x 0-0 ② F9			S S S 0-3 ① K		S S S 0-3 ③ K	C C C 0-3 ① K	3	0	0	0	0	1	1
Mike Lamb, L (6, 3) OBP: 0.375, SLG: 0.433										2	0	0	0	0	2	3
(7, 5)																
4 Eric Bruntlett, R (9, 5) OBP: 0.300, SLG: 0.167										0	0	0	0	0	0	0
17 Lance Berkman, S (1, 3) OBP: 0.400, SLG: 0.333	x 0-0 ② G4-3 2-3		x 0-0 ③ G4-3			x 0-0 ② G6-3			20 1B BB x 0-0 13 1B 1B 1-2 2-3	3	0	0	0	0	0	1
65 Hunter Pence, R (6, 7) OBP: 0.704, SLG: 1.174										1	2	1	2	1	0	0
45 Carlos Lee, R (1, 7) OBP: 0.474, SLG: 0.556	x 0-0 3-H 2B			x 0-0 ① P2		x 0-0 ③ F9			1B 13 1B 1B 1-2 x 0-0 F9 2-3	3	0	1	1	0	0	0
20 Josh Anderson, L (6, 8) OBP: 0.333, SLG: 0.385										2	1	1	0	0	0	2
Morgan Ensberg, R (1, 5) OBP: 0.519, SLG: 0.783	x 0-0 ③ G6-3			x 0-0 1B			B B B B 4-0 28 G1-5-3 BB		1B 13 1B 1B 1-3 2-H 4-0 10 PB 13 1B BB 1-2	2	0	1	0	1	0	1
Richard Hidalgo, R (7, 9) OBP: 0.200, SLG: 0.185										1	1	1	1	1	0	0
Luke Scott, L (1, 9) OBP: 0.407, SLG: 0.565		x 0-0 28 1B 3B		x 0-0 ② F9			x 0-0 ① F8		x 0-0 72 BB 67 1B 10 1B 1B 1-2 3-H x 0-0 10 PB 1B 1-2 2-H 3-H	3	1	1	0	0	0	2
13 Eric Munson, L (7, 3) OBP: 0.440, SLG: 0.478										2	1	2	3	0	0	0
28 Adam Everett, R (1, 6) OBP: 0.250, SLG: 0.143		x 0-0 CS 3-H 1B		x 0-0 ③ F9			x 0-0 ② G1-5-3 1-2		x 0-0 72 BB 67 1B 1B 1-2 2-H 4-0 BB 1-2 2-3	3	0	1	1	0	0	2
10 Cody Ransom, R (7, 6) OBP: 0.391, SLG: 0.368										1	1	1	1	1	0	0
Brad Ausmus, R (1, 2) OBP: 0.385, SLG: 0.538	B x 1-0 ① ② F8 1-2				S S S 0-3 ① K		x 0-0 ③ F8		4-0 1B 67 1B 65 1B BB 1-2 2-3 x 0-0 F8 ③	3	0	0	0	0	1	2
72 Lou Santangelo, R (7, 2) OBP: 0.429, SLG: 0.200										1	1	0	0	1	0	3
44 Roy Oswalt, R (1, 1)		x 0-0 ③ F8			C C C 0-3 ② K			S S S 0-3 ① K	x 0-0 1B 65 1B 1B 1-2 2-H 3-H	1	0	0	0	0	0	0
Mark Loretta, R (5, PH) OBP: 0.360, SLG: 0.238										1	0	0	0	0	1	0
67 Brooks Conrad, S (5, 4) OBP: 0.333, SLG: 0.500										2	1	1	2	0	1	0
Inning Stats	R: 1 E: 0 K: 0 S: 5 / H: 2 LOB: 1 BB: 0 P: 5	R: 1 E: 0 K: 0 S: 4 / H: 2 LOB: 0 BB: 0 P: 5	R: 0 E: 0 K: 0 S: 3 / H: 0 LOB: 0 BB: 0 P: 3	R: 0 E: 0 K: 0 S: 4 / H: 1 LOB: 1 BB: 0 P: 4	R: 0 E: 0 K: 2 S: 7 / H: 0 LOB: 0 BB: 0 P: 7	R: 0 E: 0 K: 1 S: 5 / H: 0 LOB: 0 BB: 0 P: 5	R: 0 E: 0 K: 0 S: 3 / H: 0 LOB: 1 BB: 1 P: 7	R: 0 E: 0 K: 3 S: 9 / H: 0 LOB: 0 BB: 0 P: 9	R: 9 E: 0 K: 1 S: 13 / H: 8 LOB: 3 BB: 4 P: 29	1B: 10 2B: 2 3B: 1 HR: 0 / SF: 0 SAC: 0 DP: 0 HBP: 0						

	AB	39
	R	11
	H	13
	RBI	11
	BB	5
	SO	7
	LOB	17

WP: 0 PB: 1 SB: 0 CS: 1 PA: 44

PITCHER		IP	WLS	BF	H	R	ER	SO	BB	IBB	HBP	BLK	WP	HR	S	P	ERA	WHIP
15 Tim Hudson, R ERA: 2.7	(1, 1)	4.0		16	5	2	2	0	0	0	0	0	0	0	16	17	4.50	1.250
39 Rafael Soriano, R ERA:	(5, 1)	1.0		3	0	0	0	2	0	0	0	0	0	0	7	7	0.00	0.000
54 Chad Paronto, R ERA:	(6, 1)	1.2		6	0	0	0	1	1	0	0	0	0	0	7	11	0.00	0.600
49 Macay McBride, L ERA: 7.11	(7, 1)	1.1		4	0	0	0	3	0	0	0	0	0	0	10	10	0.00	0.000
62 Manny Acosta, R ERA: 24.75	(9, 1)	0.0	L	8	6	8	8	0	2	0	0	0	0	0	6	14	∞	∞

PITCHER		IP	WLS	BF	H	R	ER	SO	BB	IBB	HBP	BLK	WP	HR	S	P	ERA	WHIP
98 Zach Schreiber, R ERA: 9.0	(9, 1)	1.0		7	2	1	1	1	2	0	0	0	0	0	7	15	9.00	4.000

BOTTOM

Houston Astros @ Atlanta Braves

Tue Mar 13 2007, 7:05 PM EDT
Att. 11,230 - Clear - 72 F

Ballpark at Disney's Wide World of Sports, Lake Buena Vista, FL

livebaseballscorecards.com

Batter	1	2	3	4	5	6	7	8	9	AB	R	H	RBI	BB	SO	LOB
24 Martín Prado, R (1, 4) OBP: 0.385, SLG: 0.400	G4-3	G4-3		G3-1			FC6-4 (10 S; 10 1B) 1-2f		L7	5	1	0	0	0	0	3
11 Edgar Renteria, R (1, 6) OBP: 0.308, SLG: 0.318	G4-3		F8		L9		K			3	0	0	0	0	0	0
27 T.J. Bohn, R (6, 8) OBP: 0.385, SLG: 0.318										1	0	0	0	0	1	1
10 Chipper Jones, S (1, 5) OBP: 0.385, SLG: 0.318	K		7 1B; 1B 1B		L7		49 S 1B 1-H			4	0	2	1	0	1	0
4 Pete Orr, L (7, PR) OBP: 0.474, SLG: 0.438 (8, 5)										0	0	0	0	0	0	0
Andruw Jones, R (1, 8) OBP: 0.393, SLG: 0.435		F7	7 1B 1B 1-2		16 S HBP		G6-3 1-2			2	0	1	0	0	0	0
54 Chad Paronto, R (6, 1)										0	0	0	0	0	0	0
49 Macay McBride, L (7, 1)										1	0	0	0	0	0	1
62 Manny Acosta, R (9, 1)										0	0	0	0	0	0	0
98 Zach Schreiber, R (9, 1)										0	0	0	0	0	0	0
16 Brian McCann, L (1, 2) OBP: 0.360, SLG: 0.478		7 1B; 1B 23 1B 1B	K		G3-1 1-2			P5		4	1	1	0	0	1	3
63 Corky Miller, R (9, 2) OBP: 0.300, SLG: 0.556										0	0	0	0	0	0	0
7 Jeff Francoeur, R (1, 9) OBP: 0.379, SLG: 0.615		1B; 23 1B 1-2 1B	1-2 2-3 1B			F7		P6		3	1	2	0	0	0	0
22 Willie Harris, L (7, 9) OBP: 0.368, SLG: 0.375										1	0	0	0	0	0	0
Craig Wilson, R (1, 3) OBP: 0.364, SLG: 0.619		15 SH5-4; 23 1B 1-2 2-3 1B	F9				K	F8		4	0	1	0	0	1	3
23 Matt Diaz, R (1, 7) OBP: 0.333, SLG: 0.385		15 SH5-4 1-2 2-H 3-H 1B		G4-3			K		G6-3	4	0	1	2	0	1	0
15 Tim Hudson, R (1, 1)							24 FC6-4 BB		G4-3	1	0	0	0	0	1	0
39 Rafael Soriano, R (5, 1)										0	0	0	0	0	0	0
72 Yunel Escobar, R (6, 6) OBP: 0.500, SLG: 0.632		SH5-4 1-2 2-3		K						1	0	0	0	1	0	0
Inning Stats	R: 0 E: 0 K: 1 S: 5 H: 0 LOB: 0 BB: 0 P: 5	R: 2 E: 0 K: 0 S: 7 H: 4 LOB: 2 BB: 0 P: 7	R: 0 E: 0 K: 1 S: 8 H: 3 LOB: 3 BB: 0 P: 8	R: 0 E: 0 K: 1 S: 5 H: 0 LOB: 0 BB: 0 P: 5	R: 0 E: 0 K: 0 S: 3 H: 0 LOB: 1 BB: 0 P: 5	R: 0 E: 0 K: 2 S: 7 H: 0 LOB: 0 BB: 0 P: 7	R: 1 E: 0 K: 1 S: 6 H: 1 LOB: 2 BB: 1 P: 12	R: 0 E: 0 K: 0 S: 3 H: 0 LOB: 0 BB: 0 P: 3	R: 0 E: 0 K: 0 S: 3 H: 0 LOB: 0 BB: 0 P: 3	1B: 8 2B: 0 3B: 0 HR: 0	SF: 0 SAC: 1 DP: 0 HBP: 1		WP: 0 PB: 0 SB: 3 CS: 0	PA: 37			

	AB	34
	R	3
	H	8
	RBI	3
	BB	1
	SO	6
	LOB	11

PITCHER		IP	WLS	BF	H	R	ER	SO	BB	IBB	HBP	BLK	WP	HR	S	P	ERA	WHIP
44 Roy Oswalt, R ERA: 4.0	(1, 1)	4.0		19	7	2	2	3	0	0	0	0	0	0	25	25	4.50	1.750
58 Dave Borkowski, R ERA: 5.63	(5, 1)	2.0		7	0	0	0	2	0	0	1	0	0	0	10	12	0.00	0.000
54 Brad Lidge, R ERA: 10.8	(7, 1)	1.0		5	1	1	1	1	1	0	0	0	0	0	6	12	9.00	2.000
Trever Miller, L ERA:	(8, 1)	1.0	W	3	0	0	0	0	0	0	0	0	0	0	3	3	0.00	0.000
71 Juan Gutierrez, R ERA: 9.0	(9, 1)	1.0		3	0	0	0	0	0	0	0	0	0	0	3	3	0.00	0.000

PITCHER	IP	WLS	BF	H	R	ER	SO	BB	IBB	HBP	BLK	WP	HR	S	P	ERA	WHIP

Batter	1	2	3	4	5	6	7	8	9	AB	R	H	RBI	BB	SO	LOB
2 Kelly Johnson, L (1, 4) OBP: 0.233, SLG: 0.414	G4-3	FC4-6 1-2f			72 FC1-6 1B	G4-3			P5	3	0	1	0	0	0	1
22 Willie Harris, L (5, 4) OBP: 0.333, SLG: 0.333										2	0	0	0	0	0	3
72 Yunel Escobar, R (1, 5) OBP: 0.481, SLG: 0.583	7 1B 20 2B 1B	K			FC1-6 7 1B 1-2f CS	G5-3			1-2 1B	5	1	2	0	0	1	1
7 Jeff Francoeur, R (1, 9) OBP: 0.406, SLG: 0.621	20 2B 1-2 1B	K			1-3 1B	G6-3			P3	3	0	2	0	0	1	0
27 T.J. Bohn, R (5, 8) OBP: 0.357, SLG: 0.292										2	0	0	0	0	0	2
Andruw Jones, R (1, 8) OBP: 0.387, SLG: 0.400 28 Bob Wickman, R (5, 1) 51 Michael Gonzalez, R (6, 1) 23 Matt Diaz, R (7, PH) OBP: 0.321, SLG: 0.370 Blaine Boyer, R (7, 1) 71 Carlos Mendez, R (9, PH) OBP: 0.375, SLG: 0.625	P2	HBP			G5-3 3-H	K			K	2 0 0 1 0 1	0 0 0 0 0 0	0 0 0 0 0 0	0 0 0 0 0 0	0 0 0 0 0 0	0 0 0 1 0 1	4 0 0 0 0 2
20 Scott Thorman, L (1, 3) OBP: 0.290, SLG: 0.310	1-3 2-H 2B	K2-3				8 F8 1B 2B		G4-3		4	1	2	1	0	1	1
8 Brayan Peña, S (1, 2) OBP: 0.235, SLG: 0.294	G4-3			L9		F8 2-3		G4-3		4	0	0	0	0	0	3
Ryan Langerhans, L (1, 7) OBP: 0.448, SLG: 0.667 91 Bill McCarthy, R (8, 7) OBP: 0.333, SLG: 0.500		K		2B		K		1B		4 0	0 0	2 0	0 0	0 0	2 0	1 0
Tony Pena Jr., R (1, 6) OBP: 0.259, SLG: 0.333 74 Brent Lillibridge, R (8, 6) OBP: 0.308, SLG: 0.250	L7	F8				90 1B 3-H 1B		G4-3		4 0	0 0	1 0	1 0	0 0	0 0	2 0
36 Chuck James, L (1, 1) OBP: 0.250, SLG: 0.250 90 Brandon Jones, L (5, 9) OBP: 1.000, SLG: 1.000	2 FC4-6 1B	G3-1				1-3 1B			72 1B BB	2 1	0 0	1 1	0 0	0 1	0 0	1 0
Inning Stats	R: 1 E: 0 K: 0 S: 6 H: 3 LOB: 2 BB: 0 P: 6	R: 0 E: 0 K: 1 S: 6 H: 1 LOB: 1 BB: 0 P: 6	R: 0 E: 0 K: 3 S: 9 H: 0 LOB: 1 BB: 0 P: 11	R: 0 E: 0 K: 0 S: 4 H: 1 LOB: 1 BB: 0 P: 4	R: 0 E: 0 K: 0 S: 4 H: 2 LOB: 1 BB: 0 P: 5	R: 1 E: 0 K: 1 S: 8 H: 3 LOB: 2 BB: 0 P: 8	R: 0 E: 0 K: 1 S: 5 H: 0 LOB: 0 BB: 0 P: 5	R: 0 E: 0 K: 0 S: 4 H: 1 LOB: 1 BB: 0 P: 4	R: 0 E: 0 K: 1 S: 6 H: 1 LOB: 2 BB: 1 P: 10	1B: 9 2B: 3 3B: 0 HR: 0 SF: 0 SAC: 0 DP: 0 HBP: 1						

TOP

Atlanta Braves @ Houston Astros

Osceola County Stadium, Kissimmee, FL

Wed Mar 14 2007, 1:05 PM EDT

Att. 6,111 - Partly Cloudy - 76 F

livebaseballscorecards.com

AB	38
R	2
H	12
RBI	2
BB	1
SO	7
LOB	21

WP: 0 PB: 0 SB: 0 CS: 1 PA: 40

PITCHER		IP	WLS	BF	H	R	ER	SO	BB	IBB	HBP	BLK	WP	HR	S	P	ERA	WHIP
23 Jason Jennings, R ERA: 5.0	(1, 1)	4.0	W	18	5	1	1	4	0	0	1	0	0	0	25	27	2.25	1.250
59 Miguel Asencio, R ERA: 2.25	(5, 1)	2.0	H	10	5	1	1	1	0	0	0	0	0	0	12	13	4.50	2.500
Dan Wheeler, R ERA: 4.5	(7, 1)	1.0	H	3	0	0	0	1	0	0	0	0	0	0	5	5	0.00	0.000
Chad Qualls, R ERA: 9.0	(8, 1)	1.0	H	4	1	0	0	0	0	0	0	0	0	0	4	4	0.00	1.000
Ezequiel Astacio, R ERA:	(9, 1)	1.0	S	5	1	0	0	1	1	0	0	0	0	0	6	10	0.00	2.000

PITCHER	IP	WLS	BF	H	R	ER	SO	BB	IBB	HBP	BLK	WP	HR	S	P	ERA	WHIP

BOTTOM

Atlanta Braves @ Houston Astros

Osceola County Stadium, Kissimmee, FL

Wed Mar 14 2007, 1:05 PM EDT
Att. 6,111 - Partly Cloudy - 76 F

Batter	1	2	3	4	5	6	7	8	9	AB	R	H	RBI	BB	SO	LOB
Craig Biggio, R (1, 4) OBP: 0.391, SLG: 0.571 Charlton Jimerson, R (4, 8) OBP: 0.313, SLG: 0.357	BBBB 4-0 BB		x 0-0 ① G5-3	CSS 0-3 ③ K			CSS 0-3 ① K			1 2	0 0	0 0	0 0	1 0	0 2	0 0
Mark Loretta, R (1, 6) OBP: 0.357, SLG: 0.250 16 Jason Lane, R (6, 7) OBP: 0.394, SLG: 0.733	x 0-0 ① F9		x 0-0 45 2B 1B		x 0-0 ① F8		x 0-0 ② L8			3 1	1 0	1 0	0 0	0 0	0 0	1 0
17 Lance Berkman, S (1, 3) OBP: 0.393, SLG: 0.458 13 Eric Munson, L (6, 3) OBP: 0.423, SLG: 0.458	x 0-0 ② F8		x 0-0 ② P4		x 0-0 HR		x 0-0 ③ P5			3 1	1 0	1 0	1 0	0 0	0 0	2 0
45 Carlos Lee, R (1, 7) OBP: 0.455, SLG: 0.571 10 Cody Ransom, R (6, 6) OBP: 0.417, SLG: 0.400	x 0-0 ③ L6		x 0-0 1-H 1B 2B		x 0-0 ② F8			x 0-0 FC3-6 4 BB 1B		3 1	1 0	1 1	1 0	0 0	0 0	1 0
Morgan Ensberg, R (1, 5) OBP: 0.517, SLG: 0.760 4 Eric Bruntlett, R (4, 5) OBP: 0.313, SLG: 0.160		x 0-0 ① P3	x 0-0 3-H FC6-4 1B		CSC 0-3 ③ K			BBBB 4-0 1-2 FC3-6 BB		2 1	0 0	1 0	1 0	0 1	0 1	0 0
Richard Hidalgo, R (1, 9) OBP: 0.182, SLG: 0.167 Dan Wheeler, R (7, 1) Chad Qualls, R (8, 1) Orlando Palmeiro, L (8, PH) OBP: 0.615, SLG: 0.500 Ezequiel Astacio, R (9, 1)		x 0-0 ② F9	x 0-0 ③ FC6-4 1-2f			x 0-0 ① G5-3		x 0-0 ① FC3-6 55 G5-4-3 1-2f 2-3		3 0 0 1 0	0 0 0 0 0	0 0 0 0 0	0 0 0 0 0	0 0 0 0 0	0 0 0 0 0	1 0 0 2 0
2 Chris Burke, R (1, 8) OBP: 0.200, SLG: 0.250 (4, 4) 55 Humberto Quintero, R (5, 2) OBP: 0.269, SLG: 0.182		x 0-0 BB 1B	x 0-0 HR			x 0-0 ② P4		x 0-0 ② ③ G5-4-3 1-2f		2 2	1 0	2 0	1 0	0 0	0 0	0 2
Brad Ausmus, R (1, 2) OBP: 0.400, SLG: 0.500 59 Miguel Asencio, R (5, 1) 65 Hunter Pence, R (6, PH) OBP: 0.714, SLG: 0.174 (7, 9)	BBBB 4-0 1-2 BB		x 0-0 ① G4-3			BH 2-0 67 S HBP				1 0 0	0 0 0	0 0 0	0 0 0	1 0 0	0 0 0	0 0 0
23 Jason Jennings, L (1, 1) 67 Brooks Conrad, S (4, PH) OBP: 0.250, SLG: 0.375 (5, 4)	x 0-0 ③ G3		x 0-0 ② G5-3			BCSS 1-3 ③ 1-2 K				1 2	0 0	0 0	0 0	0 0	0 1	2 1
Inning Stats	R: 0 E: 0 K: 0 S: 3 H: 0 LOB: 1 BB: 1 P: 7	R: 0 E: 0 K: 0 S: 4 H: 1 LOB: 2 BB: 1 P: 8	R: 2 E: 0 K: 0 S: 6 H: 3 LOB: 1 BB: 0 P: 6	R: 1 E: 0 K: 1 S: 6 H: 1 LOB: 0 BB: 0 P: 6	R: 1 E: 0 K: 1 S: 6 H: 1 LOB: 0 BB: 0 P: 6	R: 0 E: 0 K: 1 S: 5 H: 0 LOB: 1 BB: 0 P: 8	R: 0 E: 0 K: 1 S: 5 H: 0 LOB: 0 BB: 0 P: 5	R: 0 E: 0 K: 0 S: 3 H: 1 LOB: 1 BB: 1 P: 7		1B: 4 2B: 1 3B: 0 HR: 2	SF: 0 SAC: 0 DP: 1 HBP: 1			WP: 0 PB: 0 SB: 1 CS: 0	PA: 34	

livebaseballscorecards.com

AB	30
R	4
H	7
RBI	4
BB	3
SO	4
LOB	12

PITCHER		IP	WLS	BF	H	R	ER	SO	BB	IBB	HBP	BLK	WP	HR	S	P	ERA	WHIP
36 Chuck James, L ERA: 4.0	(1, 1)	4.0	L	19	5	3	3	1	2	0	0	0	0	1	19	27	6.75	1.750
28 Bob Wickman, R ERA: 1.8	(5, 1)	1.0		4	1	1	1	1	0	0	0	0	0	1	6	6	9.00	1.000
51 Michael Gonzalez, L ERA: 9.0	(6, 1)	1.0		4	0	0	0	1	0	0	1	0	0	0	5	8	0.00	0.000
Blaine Boyer, R ERA:	(7, 1)	2.0		7	1	0	0	1	1	0	0	0	0	0	8	12	0.00	1.000

PITCHER	IP	WLS	BF	H	R	ER	SO	BB	IBB	HBP	BLK	WP	HR	S	P	ERA	WHIP

Batter	1	2	3	4	5	6	7	8	9	AB	R	H	RBI	BB	SO	LOB
2 Kelly Johnson, L (1, 4) OBP: 0.257, SLG: 0.375	BBBB 4-0 11 BB		X 0-0 ① P4	B X 1-0 ③ F7 1-2			BBBB 4-0 72 FC6-4 BB		X 0-0 ② F7	3	0	0	0	2	0	1
11 Edgar Renteria, R (1, 6) OBP: 0.345, SLG: 0.375 72 Yunel Escobar, R (5, 6) OBP: 0.483, SLG: 0.577	BBBB 4-0 1-2 BB		X 0-0 2B		SSS 0-3 ① K		X 0-0 ② FC6-4 1-2f 24 BB		X 0-0 1B	2 2	0 0	1 1	0 0	1 0	1 0	0 1
10 Chipper Jones, S (1, 5) OBP: 0.379, SLG: 0.440 24 Martin Prado, R (5, 5) OBP: 0.393, SLG: 0.385	CCC 0-3 ① K		X 0-0 ② P4		X 0-0 HR		BBBB 4-0 1-2 BB		SSS 0-3 ③ K	3 1	1 0	1 0	1 0	0 1	1 1	3 1
Andruw Jones, R (1, 8) OBP: 0.382, SLG: 0.370 90 Brandon Jones, L (5, 9) OBP: 0.667, SLG: 0.500	SSS 0-3 ② K		BBBB 4-0 BB		X 0-0 ② G5-3		X 0-0 ③ G1-3			2 1	0 0	0 0	0 0	1 0	1 0	2 2
Craig Wilson, R (1, 10) OBP: 0.346, SLG: 0.560 74 Brent Lillibridge, R (8, PR) OBP: 0.308, SLG: 0.250 (8, 10)	SSS 0-3 ③ K		CCC 0-3 ③ K		X 0-0 ③ P6			X 0-0 22 S 1B		4 0	0 0	1 0	0 0	0 0	2 0	4 0
16 Brian McCann, L (1, 2) OBP: 0.357, SLG: 0.500 22 Willie Harris, L (6, 8) OBP: 0.318, SLG: 0.316		X 0-0 ① F8		X 0-0 PB 1B 2B		X 0-0 ① F7		B X 1-0 ① F7 1-2		3 1	1 0	1 0	0 0	0 0	0 0	0 1
27 T.J. Bohn, R (1, 9) (5, 8) OBP: 0.323, SLG: 0.259 63 Corky Miller, R (6, 2) OBP: 0.273, SLG: 0.500		SSS 0-3 ② K		SSS 0-3 ① K		X 0-0 ② G6-3		X 0-0 ② G1-3		3 1	0 0	0 0	0 0	0 0	2 0	1 2
Ryan Langerhans, L (1, 7) OBP: 0.455, SLG: 0.633		BBBB 4-0 BB		B X 1-0 2 S 2-H 1B		SSS 0-3 ③ K		CCC 0-3 ③ K		3	0	1	1	1	2	2
20 Scott Thorman, L (1, 3) OBP: 0.257, SLG: 0.273		X 0-0 ③ F7		X 0-0 ② F8			X 0-0 ① P3		X 0-0 ① F9	4	0	0	0	0	0	2

TOP

Atlanta Braves @ New York Yankees

Legends Field, Tampa, FL

Thu Mar 15 2007, 7:15 PM EDT

Att. 10,320 - Partly Cloudy - 75 F

livebaseballscorecards.com

AB	33
R	2
H	6
RBI	2
BB	6
SO	10
LOB	22

Inning Stats	1	2	3	4	5	6	7	8	9
	R: 0 E: 0 K: 3 S: 9	H: 0 LOB: 2 BB: 2 P: 17	R: 0 E: 0 K: 1 S: 5	H: 0 LOB: 1 BB: 1 P: 9	R: 0 E: 0 K: 1 S: 6	H: 1 LOB: 2 BB: 1 P: 10	R: 1 E: 0 K: 1 S: 7	H: 2 LOB: 1 BB: 0 P: 9	R: 1 E: 0 K: 1 S: 6	H: 1 LOB: 0 BB: 0 P: 6	R: 0 E: 0 K: 1 S: 5	H: 0 LOB: 0 BB: 0 P: 5	R: 0 E: 0 K: 0 S: 3	H: 0 LOB: 2 BB: 2 P: 11	R: 0 E: 0 K: 1 S: 6	H: 1 LOB: 2 BB: 0 P: 7	R: 0 E: 0 K: 1 S: 6	H: 1 LOB: 1 BB: 0 P: 6

| | | |

BOTTOM

Atlanta Braves @ New York Yankees

Legends Field, Tampa, FL

Thu Mar 15 2007, 7:15 PM EDT

Att. 10,320 - Partly Cloudy - 75 F

livebaseballscorecards.com

Batter	1	2	3	4	5	6	7	8	9	AB	R	H	RBI	BB	SO	LOB
28 Melky Cabrera, S (1, 8) OBP: 0.179, SLG: 0.184 27 Kevin Thompson, R (7, 8) OBP: 0.409, SLG: 0.632	G3-1		G3-1			K2-3	2B			3 1	0 0	0 1	0 0	0 0	1 0	0 0
2 Derek Jeter, R (1, 6) OBP: 0.371, SLG: 0.364 90 Angel Chavez, R (6, PR) OBP: 0.125, SLG: 0.067 (7, 6)	G6-3			25 F8 25 PB 1B		FC4-6 BB	P3			2 1	0 0	1 0	0 0	1 0	0 0	0 1
25 Jason Giambi, L (1, 10) OBP: 0.281, SLG: 0.407 Todd Pratt, R (8, PH) OBP: 0.250, SLG: 0.250 (9, 10)	F7			F8 1-3		K	K	K		3 1	0 0	0 0	0 0	0 0	1 1	2 0
13 Alex Rodriguez, R (1, 5) OBP: 0.441, SLG: 0.357 Miguel Cairo, R (5, 5) OBP: 0.417, SLG: 0.278		20 G4-3 55 G4-3 1B		K		FC4-6 1-2f		75 S BB		2 1	0 0	1 0	0 0	0 1	1 0	1 1
55 Hideki Matsui, L (1, 7) OBP: 0.400, SLG: 0.545 75 Bronson Sardinha, L (7, PR) OBP: 0.400, SLG: 0.560 (8, 9)	G4-3 1-2			K			59 HR 2B	K 1-2		3 1	0 1	1 1	0 0	0 0	1 1	2 1
20 Jorge Posada, S (1, 2) OBP: 0.450, SLG: 0.765 59 Raul Chavez, R (6, 2) OBP: 0.267, SLG: 0.500	G4-3 2-3				G3		2-H HR	G4-3		2 2	0 1	0 1	0 2	0 0	0 0	1 1
24 Robinson Canó, L (1, 4) OBP: 0.333, SLG: 0.417 93 Chris Basak, R (6, 4) OBP: 0.455, SLG: 0.773	K				G4-3		12 SH1-4 64 SH5-3 2B			2 1	0 1	0 1	0 1	0 0	1 0	1 0
12 Andy Phillips, R (1, 3) OBP: 0.250, SLG: 0.250			G4-3		1B		SH1-4 2-3			2	0	1	0	0	0	0
64 Kevin Reese, L (1, 9) OBP: 0.391, SLG: 0.571 (8, 7)			G4-3		G4-3		SH5-3 3-H			2	0	0	1	0	0	1
Inning Stats	R: 0 H: 0 E: 0 LOB: 0 K: 0 BB: 0 S: 3 P: 3	R: 0 H: 1 E: 0 LOB: 1 K: 1 BB: 0 S: 6 P: 6	R: 0 H: 0 E: 0 LOB: 0 K: 0 BB: 0 S: 3 P: 3	R: 0 H: 1 E: 0 LOB: 1 K: 2 BB: 0 S: 8 P: 9	R: 0 H: 1 E: 0 LOB: 1 K: 0 BB: 0 S: 4 P: 4	R: 0 H: 0 E: 0 LOB: 1 K: 2 BB: 1 S: 7 P: 11	R: 3 H: 4 E: 0 LOB: 1 K: 0 BB: 0 S: 7 P: 7	R: 0 H: 0 E: 0 LOB: 1 K: 2 BB: 1 S: 7 P: 11		1B: 3 SF: 0 2B: 3 SAC: 2 3B: 0 DP: 0 HR: 1 HBP: 0						WP: 0 PA: 33 PB: 1 SB: 1 CS: 0

	AB	29
	R	3
	H	7
	RBI	3
	BB	2
	SO	7
	LOB	12

PITCHER	IP	WLS	BF	H	R	ER	SO	BB	IBB	HBP	BLK	WP	HR	S	P	ERA	WHIP
40 Lance Cormier, R (1, 1) ERA: 1.29	5.0		18	3	0	0	3	0	0	0	0	0	0	24	25	0.00	0.600
Tyler Yates, R (6, 1) ERA: 1.8	1.0	H	4	0	0	0	2	1	0	0	0	0	0	7	11	0.00	1.000
Oscar Villarreal, R (7, 1) ERA: 9.0	1.0	L	7	4	3	3	0	0	0	0	0	0	1	7	7	27.00	4.000
58 Peter Moylan, R (8, 1) ERA: 3.6	1.0		4	0	0	0	2	1	0	0	0	0	0	7	11	0.00	1.000

PITCHER	IP	WLS	BF	H	R	ER	SO	BB	IBB	HBP	BLK	WP	HR	S	P	ERA	WHIP

St. Louis Cardinals @ Atlanta Braves

Ballpark at Disney's Wide World of Sports, Lake Buena Vista, FL

Fri Mar 16 2007, 7:05 PM EDT

Att. 11,280 - Clear - 73 F

TOP

livebaseballscorecards.com

Batter	1	2	3	4	5	6	7	8	9	10	AB	R	H	RBI	BB	SO	LOB
22 David Eckstein, R (1, 6) OBP: 0.417, SLG: 0.500	C C C 0-3 K2-3 ①		x 0-0 G6-3 ①	x 0-0 P3 ③		x 0-0 2B			x 0-0 G6-3 ②		4	0	1	0	0	1	1
54 Randy Keisler, L (6, 1)											0	0	0	0	0	0	0
35 Eli Marrero, R (8, 9) OBP: 0.300, SLG: 0.200											1	0	0	0	0	0	0
(9, 2)																	
16 Chris Duncan, L (1, 7) OBP: 0.367, SLG: 0.581	S S S 0-3 K ②		x 0-0 G4-3 ②		x 0-0 HR	x 0-0 P2 ③			x 0-0 G1-3 ③		5	1	1	1	0	1	1
79 Andy Cavazos, R (9, 1)											0	0	0	0	0	0	0
78 Kelvin Jimenez, R (10, 1)											0	0	0	0	0	0	0
5 Albert Pujols, R (1, 3) OBP: 0.300, SLG: 0.395	x 0-0 2B		x 0-0 G6-3 ③		S S S 0-3 K ①		x 0-0 F7 ①			x 0-0 19 CS 1B	4	0	1	0	0	1	0
So Taguchi, R (7, 8) OBP: 0.205, SLG: 0.162											1	0	1	0	0	0	0
27 Scott Rolen, R (1, 5) OBP: 0.333, SLG: 0.364	C C C 0-3 K ③			x 0-0 G6-3 ①	x 0-0 P5 ②		x 0-0 F9 ②			S S S 0-3 ① ② K 1-2	4	0	0	0	0	1	1
19 Jolbert Cabrera, R (7, 5) OBP: 0.176, SLG: 0.152											1	0	0	0	0	1	1
26 Scott Spiezio, S (1, 9) OBP: 0.432, SLG: 0.412		x 0-0 F9 ①		x 0-0 3 BB 4 1B 1B	x 0-0 F9 ③		x 0-0 G6-3 ③			B B B B 4-0 BB	4	1	1	0	1	0	0
(7, 3)																	
3 Preston Wilson, R (1, 8) OBP: 0.294, SLG: 0.258		x 0-0 4 BB 1B		B B B B 4-0 4 1B 4 1B 1-2 BB		x 0-0 L4 ①		x 0-0 4 G5-4-3 1B		S S S 0-3 K ③	3	1	2	0	1	0	0
(7, 9)																	
Josh Hancock, R (8, 1)											0	0	0	0	0	0	0
53 John Rodriguez, L (9, 9) OBP: 0.500, SLG: 0.565											1	0	0	0	0	1	1
4 Yadier Molina, R (1, 2) OBP: 0.455, SLG: 0.407		B B B B 4-0 1-2 BB		x 0-0 7 G3 29 1B 1-H 2-H 1B		x 0-0 68 HR 1B		x 0-0 ① ② G5-4-3 1-2f			3	2	2	2	1	0	1
Miguel Negron, L (9, 7) OBP: 0.333, SLG: 0.130											0	0	0	0	0	0	0
7 Adam Kennedy, L (1, 4) OBP: 0.167, SLG: 0.417		S S S 0-3 K ②		x 0-0 G3 ② 2-3		x 0-0 1-H HR		x 0-0 L5 ③			2	0	0	0	0	1	3
68 Edgar Gonzalez, R (6, PH) OBP: 0.450, SLG: 0.875											2	1	1	2	0	0	0
(6, 4)																	
29 Chris Carpenter, R (1, 1) OBP: 0.333, SLG: 0.333		x 0-0 G4-3 ③		x 0-0 3-H 1B		x 0-0 G4-3 ②			x 0-0 G1-3 ①		2	0	1	1	0	0	2
Ricardo Rincon, L (5, 1)											0	0	0	0	0	0	0
63 Ryan Ludwick, R (6, PH) OBP: 0.429, SLG: 0.571											1	0	0	0	0	0	0
Aaron Miles, S (6, 6) OBP: 0.344, SLG: 0.269											1	0	0	0	0	0	0
Inning Stats	R: 0 E: 0 K: 3 S: 10 H: 1 LOB: 1 BB: 0 P: 10	R: 0 E: 0 K: 1 S: 6 H: 1 LOB: 2 BB: 1 P: 10	R: 0 E: 0 K: 0 S: 3 H: 0 LOB: 0 BB: 0 P: 3	R: 3 E: 0 K: 0 S: 6 H: 3 LOB: 1 BB: 1 P: 10	R: 1 E: 0 K: 1 S: 6 H: 1 LOB: 0 BB: 0 P: 6	R: 2 E: 0 K: 0 S: 6 H: 3 LOB: 1 BB: 0 P: 6	R: 0 E: 0 K: 0 S: 3 H: 0 LOB: 0 BB: 0 P: 3	R: 0 E: 0 K: 0 S: 3 H: 1 LOB: 0 BB: 0 P: 3	R: 0 E: 0 K: 0 S: 3 H: 0 LOB: 0 BB: 0 P: 3	R: 0 E: 0 K: 2 S: 7 H: 1 LOB: 1 BB: 1 P: 11	1B: 7 2B: 2 3B: 0 HR: 2	SF: 0 SAC: 0 DP: 1 HBP: 0					

PITCHER		IP	WLS	BF	H	R	ER	SO	BB	IBB	HBP	BLK	WP	HR	S	P	ERA	WHIP
19 Mark Redman, L ERA: 5.14	(1, 1)	4.0		19	5	3	3	4	2	0	0	0	0	0	25	33	6.75	1.750
39 Rafael Soriano, R ERA: 2.25	(5, 1)	1.0	B	4	1	1	1	1	0	0	0	0	0	1	6	6	9.00	1.000
51 Michael Gonzalez, L ERA: 10.5	(6, 1)	1.0		6	3	2	2	0	0	0	0	0	0	1	6	6	18.00	3.000
49 Macay McBride, L ERA: 6.14	(7, 1)	1.0		3	0	0	0	0	0	0	0	0	0	0	3	3	0.00	0.000
54 Chad Paronto, R ERA:	(8, 1)	1.0		3	1	0	0	0	0	0	0	0	0	0	3	3	0.00	1.000

PITCHER		IP	WLS	BF	H	R	ER	SO	BB	IBB	HBP	BLK	WP	HR	S	P	ERA	WHIP
37 Steve Colyer, L ERA: 3.6	(9, 1)	1.0		3	0	0	0	0	0	0	0	0	0	0	3	3	0.00	0.000
Trey Hodges, R ERA:	(10, 1)	1.0		4	1	0	0	2	1	0	0	0	0	0	7	11	0.00	2.000

AB	39
R	6
H	11
RBI	6
BB	3
SO	7
LOB	11

WP: 0 PB: 0 SB: 0 CS: 1 PA: 42

St. Louis Cardinals @ Atlanta Braves

Ballpark at Disney's Wide World of Sports, Lake Buena Vista, FL

Fri Mar 16 2007, 7:05 PM EDT

Att. 11,280 - Clear - 73 F

livebaseballscorecards.com

BOTTOM

Batter	1	2	3	4	5	6	7	8	9	10	AB	R	H	RBI	BB	SO	LOB
2 Kelly Johnson, L (1, 4) OBP: 0.263, SLG: 0.400	F7		G3	2-H 2B		K		90 E 4 1B 1B		G3	3	0	1	1	0	0	0
Tony Pena Jr., R (5, 6) OBP: 0.267, SLG: 0.333											3	1	1	0	0	1	1
11 Edgar Renteria, R (1, 6) OBP: 0.375, SLG: 0.423	K		4 2B 2B	BBBB BB		1 SAFE BBBB 4 FC4-6 1-3 BB		E4 4 1B 1-3		K	2	1	1	0	1	1	0
39 Rafael Soriano, R (5, 1)											0	0	0	0	0	0	0
90 Brandon Jones, L (6, 9) OBP: 0.500, SLG: 0.250											2	0	0	0	1	1	1
4 Pete Orr, L (1, 5) OBP: 0.500, SLG: 0.524	1B 1B		1B 2-H 2B	SSS K		FC4-6 1-2f 3-H		27 FC5-4 1-3 3-H 1B			5	1	3	3	0	1	3
Andruw Jones, R (1, 8) OBP: 0.432, SLG: 0.414	1-3 1B		2-H 1B		BBBB 7 FC4-6 BB	G6-3		FC5-4 1-2f			2	0	2	1	1	0	0
27 T.J. Bohn, R (6, 8) OBP: 0.303, SLG: 0.241											2	0	0	0	0	0	3
16 Brian McCann, L (1, 2) OBP: 0.323, SLG: 0.448	F9		P6		F8		F7		F8		3	0	0	0	0	0	4
8 Brayan Peña, S (6, 2) OBP: 0.211, SLG: 0.263											2	0	0	0	0	0	0
7 Jeff Francoeur, R (1, 9) OBP: 0.400, SLG: 0.625		F9		2B 2B	FC4-6 20 1B 1-2f		G6-3		F7		3	1	1	0	0	0	1
51 Michael Gonzalez, R (6, 1)											0	0	0	0	0	0	0
49 Macay McBride, L (7, 1)											0	0	0	0	0	0	0
Craig Wilson, R (7, PH) OBP: 0.321, SLG: 0.519											2	0	0	0	0	0	0
(8, 3)																	
20 Scott Thorman, L (1, 3) OBP: 0.256, SLG: 0.270	K		K		1-2 1B		K		1B		4	0	1	0	0	3	1
54 Chad Paronto, R (8, 1)											0	0	0	0	0	0	0
37 Steve Colyer, L (9, 1)											0	0	0	0	0	0	0
72 Yunel Escobar, R (9, PH) OBP: 0.500, SLG: 0.593											1	0	1	0	0	0	0
Trey Hodges, R (10, 1)											0	0	0	0	0	0	0
23 Matt Diaz, R (1, 7) OBP: 0.273, SLG: 0.313	F7			L6	P6			K	P3		5	0	0	0	0	1	4
19 Mark Redman, L (1, 1)			K	2-H 2 2B 2B		90 E 4 FC4-6 1B		F7		F7	1	0	0	0	0	1	0
Ryan Langerhans, L (4, PH) OBP: 0.471, SLG: 0.677											1	1	1	1	0	0	0
22 Willie Harris, L (5, 4) OBP: 0.320, SLG: 0.318											3	1	1	0	0	0	0
Inning Stats	R: 0 E: 0 K: 1 S: 7 H: 2 LOB: 2 BB: 0 P: 7	R: 0 E: 0 K: 1 S: 5 H: 0 LOB: 0 BB: 0 P: 5	R: 2 E: 0 K: 1 S: 8 H: 3 LOB: 1 BB: 0 P: 8	R: 2 E: 0 K: 2 S: 10 H: 3 LOB: 2 BB: 1 P: 14	R: 0 E: 0 K: 0 S: 4 H: 1 LOB: 2 BB: 1 P: 8	R: 1 E: 1 K: 1 S: 6 H: 1 LOB: 1 BB: 1 P: 10	R: 0 E: 0 K: 1 S: 5 H: 0 LOB: 0 BB: 0 P: 5	R: 1 E: 1 K: 1 S: 8 H: 2 LOB: 2 BB: 0 P: 8	R: 0 E: 0 K: 0 S: 4 H: 1 LOB: 1 BB: 0 P: 4	R: 0 E: 0 K: 1 S: 5 H: 0 LOB: 0 BB: 0 P: 5							

1B: 8	SF: 0	WP: 0	PA: 47
2B: 5	SAC: 0	PB: 0	
3B: 0	DP: 0	SB: 0	
HR: 0	HBP: 0	CS: 0	

PITCHER	IP	WLS	BF	H	R	ER	SO	BB	IBB	HBP	BLK	WP	HR	S	P	ERA	WHIP
29 Chris Carpenter, R (1, 1) ERA: 4.3	4.0		21	8	4	4	5	1	0	0	0	0	0	30	34	9.00	2.250
Ricardo Rincon, L (5, 1) ERA: 3.0	1.0		5	1	0	0	0	1	0	0	0	0	0	4	8	0.00	2.000
54 Randy Keisler, L (6, 1) ERA:	2.0	H	8	1	1	0	2	1	0	0	0	0	0	11	15	0.00	1.000
Josh Hancock, R (8, 1) ERA: 2.57	1.0	B	6	2	1	0	1	0	0	0	0	0	0	8	8	0.00	2.000
79 Andy Cavazos, R (9, 1) ERA: 4.5	1.0		4	1	0	0	0	0	0	0	0	0	0	4	4	0.00	1.000

PITCHER	IP	WLS	BF	H	R	ER	SO	BB	IBB	HBP	BLK	WP	HR	S	P	ERA	WHIP
78 Kelvin Jimenez, R (10, 1) ERA:	1.0		3	0	0	0	1	0	0	0	0	0	0	5	5	0.00	0.000

AB	44
R	6
H	13
RBI	6
BB	3
SO	9
LOB	18

St. Louis Cardinals @ Atlanta Braves

Ballpark at Disney's Wide World of Sports, Lake Buena Vista, FL

Sat Mar 17 2007, 1:05 PM EDT

Att. 11,373 - Sunny - 63 F

livebaseballscorecards.com

Batter	1	2	3	4	5	6	7	8	9	AB	R	H	RBI	BB	SO	LOB
22 David Eckstein, R (1, 6) OBP: 0.357, SLG: 0.417	C S S 0-3 ① K		x 0-0 ② P4		x 0-0 ② L4		x 0-0 ② 35 53 1B 1B		B B B B 4-0 1B 35 1B BB	2	0	0	0	0	1	0
Aaron Miles, S (3, 6) OBP: 0.371, SLG: 0.286										2	2	1	0	1	0	2
16 Chris Duncan, L (1, 7) OBP: 0.358, SLG: 0.553	S S S 0-3 ② K		x 0-0 ③ P3		x 0-0 E8 1-3 2-H 1B		S S S 0-3 ① K		x 0-0 35 1B 63 1B 1-2 1B	4	0	1	1	0	2	1
Tyler Johnson, S (7, 1)										0	0	0	0	0	0	0
Miguel Negron, L (8, 8) OBP: 0.355, SLG: 0.167										1	1	1	0	0	0	0
5 Albert Pujols, R (1, 3) OBP: 0.302, SLG: 0.415	x 0-0 26 1B 2B			x 0-0 ① F8	x 0-0 ③ G5-3		x 0-0 53 1B 1-2 1B		x 0-0 63 1B 53 FC3-2 1-3 2-H 1B	3	1	1	0	0	0	2
35 Eli Marrero, R (5, 3) OBP: 0.364, SLG: 0.294										2	0	2	1	0	0	0
26 Scott Spiezio, S (1, 5) OBP: 0.457, SLG: 0.528	x 0-0 2-H 1B			x 0-0 HR		S S S 0-3 ① K	x 0-0 ② F7		x 0-0 53 FC3-2 53 PB 68 1B 2-3 3-H 1B	2	1	2	2	0	0	0
31 Ryan Franklin, R (4, 1)										1	0	0	0	0	1	0
63 Ryan Ludwick, R (7, PH) OBP: 0.435, SLG: 0.565 (7, 9)										2	1	1	1	0	0	2
53 John Rodriguez, L (1, 9) OBP: 0.455, SLG: 0.500	S S C 0-3 ③ K		x 0-0 ② F8		x 0-0 ② F8		x 0-0 ③ 1-3 2-H 1B		B X 1-0 ② FC3-2 68 1B 1-3 3-H	5	1	1	1	0	1	3
(7, 7)																
7 Adam Kennedy, L (1, 4) OBP: 0.267, SLG: 0.429		x 0-0 55 FC4-6 1B		S S C 0-3 ③ K		B B B B 4-0 55 S 1B BB		x 0-0 ① G4-3	x 0-0 2-H 3-H 1B	2	1	1	0	1	1	0
68 Edgar Gonzalez, R (6, 4) OBP: 0.455, SLG: 0.833										2	0	1	2	0	0	0
55 Skip Schumaker, L (1, 8) OBP: 0.467, SLG: 0.667	x 0-0 ① FC4-6 G6-4-3 1-2f		x 0-0		x 0-0 FC4-6 1B	B B B 4-0 1B 1-2 BB		x 0-0 ② G4-3	S S C 0-3 ③ K	2	0	1	0	1	0	1
49 Rick Ankiel, L (6, 8) OBP: 0.300, SLG: 0.448										1	0	0	0	0	0	0
Brian Falkenborg, R (8, 1)										1	0	0	0	0	1	1
Gary Bennett, R (1, 2) OBP: 0.308, SLG: 0.261	x 0-0 ② ③ G6-4-3 1-2f		x 0-0 ① FC4-6 16 1B 1-2f		x 0-0 1-3 2-H 1B		S S C 0-3 ③ K		4	1	1	1	0	1	2
41 Braden Looper, R (1, 1)		x 0-0 ① F9		B B B 4-0 16 E 16 1B BB		x 0-0 ③ G4-3			S S S 0-3 ① K	1	0	0	0	0	0	0
19 Jolbert Cabrera, R (4, 5) OBP: 0.189, SLG: 0.143										2	0	0	0	1	1	2

AB	39
R	9
H	14
RBI	9
BB	4
SO	9
LOB	16

Inning Stats																						
	R: 1	H: 2	R: 0	H: 1	R: 0	H: 0	R: 1	H: 1	R: 1	H: 2	R: 1	H: 1	R: 1	H: 3	R: 0	H: 0	R: 4	H: 4	1B: 12	SF: 0	WP: 0	PA: 43
	E: 0	LOB: 1	E: 0	LOB: 0	E: 0	LOB: 0	E: 0	LOB: 0	E: 2	LOB: 2	E: 0	LOB: 2	E: 0	LOB: 2	E: 0	LOB: 0	E: 0	LOB: 1	2B: 1	SAC: 0	PB: 1	
	K: 3	BB: 0	K: 0	BB: 0	K: 0	BB: 0	K: 1	BB: 0	K: 0	BB: 1	K: 1	BB: 2	K: 1	BB: 0	K: 1	BB: 0	K: 2	BB: 1	3B: 0	DP: 1	SB: 1	
	S: 11	P: 11	S: 3	P: 3	S: 3	P: 3	S: 6	P: 6	S: 5	P: 9	S: 6	P: 14	S: 7	P: 7	S: 5	P: 5	S: 11	P: 16	HR: 1	HBP: 0	CS: 0	

PITCHER		IP	WLS	BF	H	R	ER	SO	BB	IBB	HBP	BLK	WP	HR	S	P	ERA	WHIP
29 John Smoltz, R ERA: 1.93	(1, 1)	5.0		21	6	3	3	4	1	0	0	0	0	1	28	32	5.40	1.400
28 Bob Wickman, R ERA: 3.0	(6, 1)	1.0	B	6	1	1	1	1	2	0	0	0	0	0	6	14	9.00	3.000
28 Bob Wickman, R ERA: 3.0	(6, 1)	1.0	B	6	1	1	1	1	2	0	0	0	0	0	6	14	9.00	3.000
Tyler Yates, R ERA: 3.0	(7, 1)	1.0	B	5	3	1	1	1	0	0	0	0	0	0	7	7	9.00	3.000
46 Jonathan Johnson, R ERA: 9.39	(8, 1)	1.2	L	10	4	4	4	2	1	0	0	0	0	0	13	18	21.60	3.000

PITCHER		IP	WLS	BF	H	R	ER	SO	BB	IBB	HBP	BLK	WP	HR	S	P	ERA	WHIP
62 Manny Acosta, R ERA: 22.85	(9, 1)	0.1		1	0	0	0	1	0	0	0	0	0	0	3	3	0.00	0.000

BOTTOM

St. Louis Cardinals @ Atlanta Braves

Ballpark at Disney's Wide World of Sports, Lake Buena Vista, FL

Sat Mar 17 2007, 1:05 PM EDT

Att. 11,373 - Sunny - 63 F

livebaseballscorecards.com

Batter	1	2	3	4	5	6	7	8	9	AB	R	H	RBI	BB	SO	LOB
Chris Woodward, R (1, 4) OBP: 0.333, SLG: 0.333 22 Willie Harris, L (5, 4) OBP: 0.333, SLG: 0.333	F7	7 1B 11 BB 1B		G4-3		72 CS 1B 2-3		FC3-6 1-2f 2-3		3 0 1 0 0 0 0 2 0 1 0 0 0 2						
11 Edgar Renteria, R (1, 6) OBP: 0.382, SLG: 0.407 72 Yunel Escobar, R (3, 6) OBP: 0.455, SLG: 0.533	G5-3	B B B B 4-0 7 1B 1-2 BB		G6-3		1 SAFE F9 1-2		F9		1 0 0 0 1 0 0 3 0 0 0 0 0 4						
20 Scott Thorman, L (1, 3) OBP: 0.273, SLG: 0.333	7 1B 3B	F9			S 1B		G4-3		S S S K2-3	5 1 2 0 0 1 2						
7 Jeff Francoeur, R (1, 9) OBP: 0.421, SLG: 0.629 91 Bill McCarthy, R (6, 7) OBP: 0.375, SLG: 0.500	BB HR 1B 3-H	1-2 2-3 1B			L7		27 HBP 1B		F8	3 1 2 1 0 0 1 2 0 1 0 0 0 0						
Ryan Langerhans, L (1, 8) OBP: 0.459, SLG: 0.636 27 T.J. Bohn, R (7, PH) OBP: 0.324, SLG: 0.241 (8, 8) 90 Brandon Jones, L (9, PH) OBP: 0.571, SLG: 0.600	B B B B 4-0 HR 1-2 BB	S S C K			S S S K 1-2		H 1-0 23 G6-4-3 1-2 HBP		2B	2 1 0 0 1 2 4 0 0 0 0 0 0 0 1 0 1 0 0 0 0						
Craig Wilson, R (1, 7) OBP: 0.355, SLG: 0.633 28 Bob Wickman, R (6, 1) Tyler Yates, R (7, 1) 23 Matt Diaz, R (7, PH) OBP: 0.265, SLG: 0.303 46 Jonathan Johnson, R (8, 1) 62 Manny Acosta, R (9, 1) 2 Kelly Johnson, L (9, PH) OBP: 0.256, SLG: 0.389	1-H 2-H HR		63 G4-6-3 1B		G5-3		G6-4-3 1-2f		S S C K	3 1 2 3 0 0 1 0 0 0 0 0 0 0 0 0 0 0 0 0 0 1 0 0 0 0 0 2 0 0 0 0 0 0 0 0 0 0 0 0 0 0 1 0 0 0 0 1 1						
24 Martín Prado, R (1, 5) OBP: 0.438, SLG: 0.483	2B	F9				64 1B 2B		B B B B 4-0 22 FC3-6 64 1B BB		3 1 2 0 1 0 1						
63 Corky Miller, R (1, 2) OBP: 0.214, SLG: 0.385 67 Iker Franco, R (7, 2) OBP: 0.333, SLG: 0.500	G1-3			G4-6-3 1-2f		G6-3		S S S K		3 0 0 0 0 0 3 1 0 0 0 0 1 1						
29 John Smoltz, R (1, 1) 28 Bob Wickman, R (6, 1) 64 Doug Clark, L (6, 9) OBP: 0.714, SLG: 0.714		G6-3		G4-3		22 1B 2-H 1B		22 FC3-6 1-2 1B		2 0 0 0 0 0 0 0 0 0 0 0 0 0 2 0 2 1 0 0 0						
Inning Stats	R: 4 H: 4 E: 0 LOB: 1 K: 0 BB: 1 S: 7 P: 11	R: 0 H: 2 E: 0 LOB: 3 K: 1 BB: 1 S: 7 P: 11	R: 0 H: 1 E: 0 LOB: 0 K: 0 BB: 0 S: 3 P: 3	R: 0 H: 0 E: 0 LOB: 0 K: 0 BB: 0 S: 3 P: 3	R: 0 H: 1 E: 0 LOB: 1 K: 1 BB: 0 S: 6 P: 6	R: 1 H: 3 E: 0 LOB: 1 K: 0 BB: 0 S: 5 P: 5	R: 0 H: 1 E: 0 LOB: 1 K: 0 BB: 0 S: 3 P: 4	R: 0 H: 1 E: 0 LOB: 2 K: 1 BB: 1 S: 6 P: 10	R: 0 H: 1 E: 0 LOB: 1 K: 2 BB: 0 S: 8 P: 8	1B: 9 SF: 0 2B: 3 SAC: 0 3B: 1 DP: 2 HR: 1 HBP: 1						

	AB	38
	R	5
	H	14
	RBI	5
	BB	3
	SO	5
	LOB	22

WP: 0 PA: 42
PB: 0
SB: 1
CS: 1

PITCHER		IP	WLS	BF	H	R	ER	SO	BB	IBB	HBP	BLK	WP	HR	S	P	ERA	WHIP
41 Braden Looper, R ERA: 3.21	(1, 1)	3.0		17	7	4	4	1	2	0	0	0	0	1	17	25	12.00	3.000
31 Ryan Franklin, R ERA: 3.38	(4, 1)	3.0		12	4	1	1	1	0	0	0	0	0	0	14	14	3.00	1.333
Tyler Johnson, L ERA: 9.0	(7, 1)	1.0		4	1	0	0	0	0	0	1	0	0	0	3	4	0.00	1.000
Brian Falkenborg, R ERA: 2.08	(8, 1)	2.0	W	9	2	0	0	3	1	0	0	0	0	0	14	18	0.00	1.500

PITCHER	IP	WLS	BF	H	R	ER	SO	BB	IBB	HBP	BLK	WP	HR	S	P	ERA	WHIP

Atlanta Braves @ Cincinnati Reds

Ed Smith Stadium, Sarasota, FL

Sun Mar 18 2007, 1:05 PM EDT

Att. 7,082 - Sunny - 66 F

TOP

livebaseballscorecards.com

Batter	1	2	3	4	5	6	7	8	9	AB	R	H	RBI	BB	SO	LOB
2 Kelly Johnson, L (1, 4) OBP: 0.256, SLG: 0.450	E4 7 HR		HR	K		B 1 SAFE CS 1-2	F7		68 FC4-6 1B	4	2	1	1	0	1	3
Wes Timmons, R (7, 5) OBP: 1.000, SLG: 1.000										1	0	1	0	0	0	0
4 Pete Orr, L (1, 5)	K		23 CS 1B	K			G4-3		K	5	0	1	0	0	3	5
(7, 4)																
Diory Hernandez, R (9, 4)										0	0	0	0	0	0	0
7 Jeff Francoeur, R (1, 9) OBP: 0.405, SLG: 0.667	HR 1-H		K		F7		G6-3		FC4-6 1-2f	4	1	1	2	0	1	1
37 Steve Colyer, L (7, 1)										0	0	0	0	0	0	0
68 Jarrod Saltalamacchia, C (6 PH) OBP: 0.333, SLG: 0.375										1	0	0	0	0	0	1
Will Startup, L (9, 1)										0	0	0	0	0	0	0
23 Matt Diaz, R (1, 7) OBP: 0.237, SLG: 0.270	K		F7 1-2	G6-3				K	F9	4	0	0	0	0	2	1
Jon Mark Owings, R (8, 9)										1	0	0	0	0	0	1
64 Doug Clark, L (1, 8) OBP: 0.600, SLG: 0.600	G6-3			20 1B 8 1B 20 WP 1B	K			F9		3	1	1	0	0	1	0
Blaine Boyer, R (5, 1)										0	0	0	0	0	0	0
91 Bill McCarthy, R (7, 9) OBP: 0.333, SLG: 0.444										1	0	0	0	0	0	0
(8, 7)																
20 Scott Thorman, L (1, 3) OBP: 0.292, SLG: 0.333		F9	1B 1-3 8 1B 1B			L3		8 E 72 1B HBP		3	1	1	0	0	0	0
8 Brayan Peña, S (1, 2) OBP: 0.261, SLG: 0.304	1B		1B 1-2 3-H			L6		E5 72 1B 1-3		4	0	2	1	0	0	1
Tony Pena Jr., R (1, 6) OBP: 0.303, SLG: 0.394	K		1B 1-2 2-3			2B		1B 1-2 3-H		3	1	2	0	0	1	1
72 Yunel Escobar, R (6, 6) OBP: 0.471, SLG: 0.548										1	0	1	1	0	0	0
65 Buddy Carlyle, L (1, 1)	K		K	K		2 CS 2-H 1B		K		2	0	0	0	0	2	4
Jordan Schafer, L (5, 8) OBP: 0.500, SLG: 0.500										2	0	1	1	0	1	2

Inning Stats	1	2	3	4	5	6	7	8	9
	R: 2 E: 1 K: 2 S: 9	H: 1 LOB: 0 BB: 0 P: 9	R: 0 E: 0 K: 2 S: 8	H: 1 LOB: 1 BB: 0 P: 8	R: 1 E: 0 K: 1 S: 6	H: 2 LOB: 0 BB: 0 P: 7	R: 1 E: 0 K: 3 S: 13	H: 4 LOB: 3 BB: 0 P: 14	R: 0 E: 0 K: 1 S: 5	H: 0 LOB: 0 BB: 0 P: 5	R: 1 E: 0 K: 0 S: 4	H: 2 LOB: 0 BB: 0 P: 5	R: 0 E: 0 K: 0 S: 3	H: 0 LOB: 0 BB: 0 P: 3	R: 1 E: 1 K: 2 S: 9	H: 1 LOB: 2 BB: 0 P: 10	R: 0 E: 1 K: 1 S: 6	H: 1 LOB: 1 BB: 0 P: 6

	AB	39
	R	6
	H	12
	RBI	6
	BB	0
	SO	12
	LOB	20

	1B: 9	SF: 0	WP: 1	PA: 41
	2B: 1	SAC: 0	PB: 0	
	3B: 0	DP: 0	SB: 0	
	HR: 2	HBP: 1	CS: 2	

PITCHER		IP	WLS	BF	H	R	ER	SO	BB	IBB	HBP	BLK	WP	HR	S	P	ERA	WHIP
39 Aaron Harang, R ERA: 6.14	(1, 1)	5.0	L	23	8	4	3	9	0	0	0	0	1	2	41	43	5.40	1.600
37 Brian Shackelford, L ERA: 1.8	(6, 1)	1.0		4	2	1	1	0	0	0	0	0	0	0	4	5	9.00	2.000
25 David Weathers, R ERA: 3.6	(7, 1)	1.0		3	0	0	0	0	0	0	0	0	0	0	3	3	0.00	0.000
Rheal Cormier, L ERA: 1.5	(8, 1)	1.0		6	1	1	0	2	0	0	1	0	0	0	9	10	0.00	1.000
56 Todd Coffey, R ERA:	(9, 1)	1.0		4	1	0	0	1	0	0	0	0	0	0	6	6	0.00	1.000

PITCHER		IP	WLS	BF	H	R	ER	SO	BB	IBB	HBP	BLK	WP	HR	S	P	ERA	WHIP

BOTTOM

Atlanta Braves @ Cincinnati Reds

Ed Smith Stadium, Sarasota, FL

Sun Mar 18 2007, 1:05 PM EDT

Att. 7,082 - Sunny - 66 F

livebaseballscorecards.com

Batter	1	2	3	4	5	6	7	8	9	AB	R	H	RBI	BB	SO	LOB
2 Alex Gonzalez, R (1, 6)	BBBB 4-0 4 CS BB		SSS 0-3 ① K		x 0-0 2B 1B		x 0-0 ① FC6-4 68 S 1-2f 3-H		x 0-0 68 BB 34 BB 71 1B 1B	2	1	1	0	1	1	0
30 Norris Hopper, R (7, 7)										2	1	1	1	0	0	1
OBP: 0.375, SLG: 0.452																
OBP: 0.294, SLG: 0.313																
Scott Hatteberg, L (1, 3)	x 0-0 ① L4		x 0-0 ② F7		x 0-0 1-H 2B		x 0-0 ② F7		BBBB 4-0 71 1B 68 BB 23 1B 1-2 BB	3	0	1	1	0	0	1
OBP: 0.351, SLG: 0.500										0	0	0	0	0	0	0
37 Brian Shackelford, L (6, 1)										1	1	0	0	1	0	1
34 Jerry Gil, R (7, 5)																
OBP: 0.200, SLG: 0.382																
4 Brandon Phillips, R (1, 4)	BX 1-0 ② 1B 1-2 1B		x 0-0 ③ P3		x 0-0 ③ G6-3		BX 1-0 ③ G4-3 1-2		BBBB 4-0 23 1B 71 1B 1-2 2-3 BB	3	0	1	0	0	0	1
OBP: 0.310, SLG: 0.667										1	0	0	0	1	0	1
68 Anderson Machado, S (7, 6)																
OBP: 0.400, SLG: 0.400																
Adam Dunn, L (1, 7)	x 0-0 12 FC6-4 1-3 1B			x 0-0 ① F7		x 0-0 ① G4-3		x 0-0 33 2B 1B	x 0-0 23 1B 1-2 2-3 3-H 1B	3	0	1	0	0	0	0
OBP: 0.500, SLG: 0.656										2	0	2	1	0	0	0
71 Paul Janish, R (7, 4)																
OBP: 0.333, SLG: 0.391																
12 Edwin Encarnación, R (1, 5)	x 0-0 ③ FC6-4 1-2f			x 0-0 1B		x 0-0 ② F9		x 0-0 ① F8	x 0-0 1-2 2-3 3-H 1B	3	0	1	0	0	0	2
OBP: 0.326, SLG: 0.359										0	0	0	0	0	0	0
25 David Weathers, R (7, 1)										2	0	1	1	0	0	1
23 Chad Moeller, R (8, 2)																
OBP: 0.429, SLG: 0.389																
33 Josh Hamilton, L (1, 8)		x 0-0 ① G4-3	SSS 0-3 ② K		CCC 0-3 ③ K			x 0-0 1-3 2B	x 0-0 ② F8	4	0	1	0	0	2	1
OBP: 0.533, SLG: 0.684										0	0	0	0	0	0	0
56 Todd Coffey, R (9, 1)										1	0	0	0	0	0	3
46 Mark Bellhorn, S (9, PH)																
OBP: 0.371, SLG: 0.345																
Jeff Conine, R (1, 9)		SSS 0-3 ② K	SSS 0-3 ③ K				x 0-0 ② 26 2B 1B	SSS 0-3 ② K	SSS 0-3 ③ K	3	0	1	0	0	2	1
OBP: 0.348, SLG: 0.409										1	1	0	0	0	1	2
15 Dewayne Wise, L (7, PR) (8, 9)																
OBP: 0.208, SLG: 0.174										1	0	0	0	0	1	3
67 Ryan Jorgensen, R (9, PH)																
OBP: 0.444, SLG: 0.167																
26 David Ross, R (1, 2)		x 0-0 1B			x 0-0 ① 1B		x 0-0 CCC 1B 1-H 30 FC6-4 2B	CCC 0-3 ③ K		3	1	3	1	0	0	0
OBP: 0.290, SLG: 0.310										0	0	0	0	0	0	0
Rheal Cormier, L (8, 1)										1	0	0	0	0	1	2
27 Chris Denorfia, R (8, PH) (9, 8)																
OBP: 0.347, SLG: 0.333																
39 Aaron Harang, R (1, 1)		x 0-0 ③ G4-3			x 0-0 ② G4-3		x 0-0 30 FC6-4 2-3 1B		x 0-0 ① G4-3	1	0	0	0	0	0	1
9 Juan Castro, R (5, PH)										1	0	0	0	0	0	0
OBP: 0.241, SLG: 0.464										2	0	1	0	0	0	0
Javier Valentin, S (6, 3)																
OBP: 0.281, SLG: 0.207																
Inning Stats	R: 0 E: 0 K: 0 S: 4 H: 2 LOB: 2 BB: 1 P: 9	R: 0 E: 0 K: 1 S: 6 H: 1 LOB: 1 BB: 0 P: 6	R: 0 E: 0 K: 1 S: 5 H: 0 LOB: 0 BB: 0 P: 5	R: 0 E: 0 K: 2 S: 8 H: 1 LOB: 1 BB: 0 P: 8	R: 1 E: 0 K: 0 S: 5 H: 3 LOB: 1 BB: 0 P: 5	R: 0 E: 0 K: 1 S: 5 H: 0 LOB: 0 BB: 0 P: 5	R: 2 E: 0 K: 0 S: 6 H: 3 LOB: 2 BB: 0 P: 7	R: 0 E: 0 K: 2 S: 9 H: 2 LOB: 2 BB: 0 P: 9	R: 2 E: 0 K: 1 S: 8 H: 3 LOB: 3 BB: 2 P: 16	1B: 12 2B: 3 3B: 0 HR: 0 SF: 0 SAC: 0 DP: 0 HBP: 0							

	AB	40
	R	5
	H	15
	RBI	5
	BB	3
	SO	8
	LOB	21

PITCHER		IP	WLS	BF	H	R	ER	SO	BB	IBB	HBP	BLK	WP	HR	S	P	ERA	WHIP
65 Buddy Carlyle, R	(1, 1)	4.0	W	16	4	0	0	4	1	0	0	0	0	0	23	28	0.00	1.250
ERA:																		
Blaine Boyer, R	(5, 1)	2.0		8	3	1	1	1	0	0	0	0	0	0	10	10	4.50	1.500
ERA: 1.5																		
37 Steve Colyer, L	(7, 1)	2.0		11	5	2	2	2	0	0	0	0	0	0	15	16	9.00	2.500
ERA: 5.14																		
Will Startup, L	(9, 1)	1.0	S	8	3	2	2	1	2	0	0	0	0	0	8	16	18.00	5.000
ERA: 9.0																		

PITCHER	IP	WLS	BF	H	R	ER	SO	BB	IBB	HBP	BLK	WP	HR	S	P	ERA	WHIP

Detroit Tigers @ Atlanta Braves

Ballpark at Disney's Wide World of Sports, Lake Buena Vista, FL

Sun Mar 18 2007, 1:05 PM EDT

Att. 9,955 - Sunny - 61 F

livebaseballscorecards.com

Batter	1	2	3	4	5	6	7	8	9	AB	R	H	RBI	BB	SO	LOB
28 Curtis Granderson, L (1, 8) OBP: 0.326, SLG: 0.500 73 Brandon Watson, L (7, 8) OBP: 0.250, SLG: 0.222	G4-3		FC6-4 1-2f		K		K		G6-4-3 1-2f	4 1	0 0	0 0	0 0	0 0	2 0	4 2
9 Carlos Guillen, S (1, 6) OBP: 0.310, SLG: 0.361 63 Brent Dlugach, R (6, 6) OBP: 0.350, SLG: 0.474	G4-3		G4-3			K	1-2 2-H 1B			3 1	0 0	0 1	0 0	0 0	1 0	1 0
30 Magglio Ordonez, R (1, 9) OBP: 0.385, SLG: 0.406 68 Ryan Raburn, R (6, 9) OBP: 0.409, SLG: 0.500	F9			1B		P2		P6		3 1	0 0	1 0	0 0	0 0	0 0	0 0
Sean Casey, L (1, 3) OBP: 0.250, SLG: 0.324 Jack Hannahan, L (6, 3)		74 G3 1B		F8		F9		F7		3 1	0 0	1 0	0 0	0 0	0 0	1 0
67 Mike Hessman, R (1, 5) OBP: 0.313, SLG: 0.448 Felix Heredia, L (8, 1)		F8		K			74 2B 39 1B 1B		K	4 0	1 0	1 0	0 0	0 0	2 0	2 0
74 Timo Perez, L (1, 7) OBP: 0.412, SLG: 0.600		G3 1-2		G4-3			39 1B 1-3 72 SF7 2B		39 BB 1B BB	3	2	1	0	1	0	2
39 Ramon Santiago, S (1, 4) OBP: 0.357, SLG: 0.520		G5-3			B3		1B 63 1B 2-3 3-H 1B		1B 1-2 BB	3	0	1	1	1	0	1
72 Steve Torrealba, R (1, 2) OBP: 0.300, SLG: 0.444 70 Dane Sardinha, R (7, 2) OBP: 0.182, SLG: 0.111			G6-3		2B		SF7 3-H		K	2 1	0 0	1 0	1 0	0 0	0 1	0 2
31 Zach Miner, R (1, 1) Chad Durbin, R (4, 1) David Espinosa, S (7, PH) OBP: 0.500, SLG: 0.500 48 Edward Campusano, L (7, 1) Ron Chiavacci, R (7, 1) Nick McIntyre, S (8, 5) OBP: 1.000, SLG: 1.000			28 FC6-4 BB		K		63 1B 1-2 1B		73 G6-4-3 1-2 2-H 1B	0 1 1 0 0 0 1	0 0 0 0 0 0 0	0 0 1 0 0 0 1	0 0 0 0 0 0 1	1 0 0 0 0 0 0	0 1 0 0 0 0 0	0 1 0 0 0 0 0
Inning Stats	R: 0 E: 0 K: 0 S: 3 H: 0 LOB: 0 BB: 0 P: 3	R: 0 E: 0 K: 0 S: 4 H: 1 LOB: 1 BB: 0 P: 4	R: 0 E: 1 K: 0 S: 3 H: 0 LOB: 1 BB: 1 P: 7	R: 0 E: 0 K: 1 S: 6 H: 1 LOB: 1 BB: 0 P: 6	R: 0 E: 0 K: 2 S: 8 H: 1 LOB: 1 BB: 0 P: 8	R: 0 E: 0 K: 1 S: 5 H: 0 LOB: 0 BB: 0 P: 5	R: 2 E: 0 K: 1 S: 9 H: 5 LOB: 2 BB: 0 P: 9	R: 0 E: 0 K: 1 S: 5 H: 0 LOB: 0 BB: 0 P: 5	R: 1 E: 0 K: 1 S: 5 H: 1 LOB: 1 BB: 2 P: 13	1B: 7 2B: 2 3B: 0 HR: 0 SF: 1 SAC: 0 DP: 1 HBP: 0						WP: 0 PB: 0 SB: 0 CS: 0 PA: 37	

	AB	33
	R	3
	H	9
	RBI	3
	BB	3
	SO	7
	LOB	16

PITCHER		IP	WLS	BF	H	R	ER	SO	BB	IBB	HBP	BLK	WP	HR	S	P	ERA	WHIP
15 Tim Hudson, R ERA: 1.8	(1, 1)	5.0	W	19	3	0	0	3	1	0	0	0	0	0	24	28	0.00	0.800
Oscar Villarreal, R ERA: 9.0	(6, 1)	2.0	H	10	5	2	2	2	0	0	0	0	0	0	14	14	9.00	2.500
49 Macay McBride, L ERA: 5.4	(8, 1)	1.0	H	3	0	0	0	1	0	0	0	0	0	0	5	5	0.00	0.000
58 Peter Moylan, R ERA: 4.5	(9, 1)	1.0	S	5	1	1	1	1	2	0	0	0	0	0	5	13	9.00	3.000

PITCHER	IP	WLS	BF	H	R	ER	SO	BB	IBB	HBP	BLK	WP	HR	S	P	ERA	WHIP

BOTTOM

Detroit Tigers @ Atlanta Braves

Ballpark at Disney's Wide World of Sports, Lake Buena Vista, FL

Sun Mar 18 2007, 1:05 PM EDT

Att. 9,955 - Sunny - 61 F

livebaseballscorecards.com

Batter	1	2	3	4	5	6	7	8	9	AB	R	H	RBI	BB	SO	LOB
Chris Woodward, R (1, 4) OBP: 0.167, SLG: 0.167 Jonathan Schuerholz, R (6, 4)	F8	K			G3-1		WP, BB			3 0	0 0	0 0	0 0	0 1	1 0	1 0
11 Edgar Renteria, R (1, 6) OBP: 0.378, SLG: 0.400 Oscar Villarreal, L (6, 1) Willie Cabrera, R (7, PH) 49 Macay McBride, L (8, 1) 58 Peter Moylan, R (9, 1)	G6-3		G6-3		1B		K 1-2			3 0 1 0 0	0 0 0 0 0	1 0 0 0 0	0 0 0 0 0	0 0 0 0 0	0 0 1 0 0	0 0 1 0 0
24 Martin Prado, R (1, 5) OBP: 0.472, SLG: 0.531	2B		FC4-6 1B		G4-3		BB			3	0	2	0	1	0	1
Ryan Langerhans, L (1, 8) OBP: 0.439, SLG: 0.595	K		FC4-6 1-2f			90 HR 1B	L5			4	1	1	0	0	1	4
16 Brian McCann, L (1, 2) OBP: 0.324, SLG: 0.531 63 Corky Miller, R (7, 2) OBP: 0.267, SLG: 0.429		HR	F7			F7		1B		3 1	1 0	1 1	1 0	0 0	0 0	2 0
Craig Wilson, R (1, 3) OBP: 0.314, SLG: 0.559		K		G4-3		F7		K		4	0	0	0	0	2	2
90 Brandon Jones, L (1, 9) OBP: 0.545, SLG: 1.000		22 G5-3 15 1B 2B		G4-3		HR 1-H		K		4	2	2	2	0	1	1
22 Willie Harris, L (1, 7) OBP: 0.290, SLG: 0.286		G5-3 2-3		G1-3		F8		F8		4	0	0	0	0	0	2
15 Tim Hudson, R (1, 1) OBP: 0.250, SLG: 0.250 Elvis Andrus, R (6, 6)		1B 3-H			F7		G6-3			2 1	0 0	1 0	1 0	0 0	0 0	0 0
Inning Stats	R: 0 E: 0 K: 1 S: 6 H: 1 LOB: 1 BB: 0 P: 6	R: 2 E: 0 K: 2 S: 10 H: 3 LOB: 1 BB: 0 P: 10	R: 0 E: 0 K: 0 S: 4 H: 1 LOB: 1 BB: 0 P: 4	R: 0 E: 0 K: 0 S: 3 H: 0 LOB: 0 BB: 0 P: 3	R: 0 E: 0 K: 0 S: 4 H: 1 LOB: 1 BB: 0 P: 4	R: 2 E: 0 K: 0 S: 5 H: 2 LOB: 0 BB: 0 P: 5	R: 0 E: 0 K: 1 S: 5 H: 0 LOB: 2 BB: 2 P: 13	R: 0 E: 0 K: 2 S: 8 H: 1 LOB: 1 BB: 0 P: 8		1B: 5 2B: 2 3B: 0 HR: 2 SF: 0 SAC: 0 DP: 0 HBP: 0						

	AB	33
	R	4
	H	9
	RBI	4
	BB	2
	SO	6
	LOB	14

WP: 1 PB: 0 SB: 0 CS: 0 PA: 35

PITCHER		IP	WLS	BF	H	R	ER	SO	BB	IBB	HBP	BLK	WP	HR	S	P	ERA	WHIP
31 Zach Miner, R ERA: 4.5	(1, 1)	3.0	L	14	5	2	2	3	0	0	0	0	0	1	20	20	6.00	1.667
Chad Durbin, R ERA: 3.0	(4, 1)	3.0		12	3	2	2	0	0	0	0	0	0	1	12	12	6.00	1.000
48 Edward Campusano, L ERA: 4.15	(7, 1)	0.2		3	0	0	0	1	1	0	0	0	1	0	4	8	0.00	1.500
Ron Chiavacci, R ERA:	(7, 1)	0.1		2	0	0	0	0	1	0	0	0	0	0	1	5	0.00	3.000
Felix Heredia, L ERA: 2.35	(8, 1)	1.0		4	1	0	0	2	0	0	0	0	0	0	8	8	0.00	1.000

PITCHER	IP	WLS	BF	H	R	ER	SO	BB	IBB	HBP	BLK	WP	HR	S	P	ERA	WHIP

Cleveland Indians @ Atlanta Braves

Ballpark at Disney's Wide World of Sports, Lake Buena Vista, FL

Mon Mar 19 2007, 1:05 PM EDT

Att. 9,110 - Sunny - 70 F

livebaseballscorecards.com

Batter	1	2	3	4	5	6	7	8	9	AB	R	H	RBI	BB	SO	LOB
24 Grady Sizemore, L (1, 8) OBP: 0.179, SLG: 0.306	G3	F8			F7			P4		3	0	0	0	0	0	4
62 Trevor Crowe, S (7, 8) OBP: 0.323, SLG: 0.296										1	0	0	0	0	0	0
Trot Nixon, L (1, 9) OBP: 0.353, SLG: 0.333	K		48 G3-6-3 1B		BB			K		2	0	1	0	1	1	0
17 Shin-Soo Choo, L (7, 9) OBP: 0.310, SLG: 0.200										1	0	0	0	0	1	0
48 Travis Hafner, L (1, 3) OBP: 0.300, SLG: 0.257	41 FC5-4 1B		G3-6-3 1-2f		F7			G6-3		3	0	1	0	0	0	3
25 Ryan Garko, R (6, 3) OBP: 0.286, SLG: 0.405										1	0	0	0	0	0	0
41 Victor Martinez, S (1, 2) OBP: 0.387, SLG: 0.759	FC5-4 1-2f		F8			F8			K2-3	3	0	0	0	0	0	1
23 Mike Rose, S (8, 2) OBP: 0.318, SLG: 0.500										1	0	0	0	0	1	0
Casey Blake, R (1, 5) OBP: 0.290, SLG: 0.567		2 BB 2B		P4		K			G5-3	3	0	1	0	0	1	0
16 Keith Ginter, R (7, 5) OBP: 0.538, SLG: 0.500										1	0	0	0	0	0	0
20 David Dellucci, L (1, 7) OBP: 0.444, SLG: 0.667				P6		G4-3			K	2	0	0	0	0	0	0
46 Aaron Fultz, L (6, 1)		2 BB HBP								0	0	0	0	0	0	0
63 Rafael Betancourt, R (8, 1)										0	0	0	0	0	0	0
76 Wyatt Toregas, R (9, PH) OBP: 0.143, SLG: 0.154										1	0	0	0	0	1	0
2 Jhonny Peralta, R (1, 6) OBP: 0.324, SLG: 0.344		29 BB BB		F8			K			2	0	0	0	1	1	0
29 Josh Barfield, R (1, 4) OBP: 0.429, SLG: 0.406			72 SH2-3 1B				G5-3			2	0	1	0	1	0	0
11 Luis Rivas, R (7, 4) OBP: 0.250, SLG: 0.345		BB								0	0	0	0	0	0	0
72 Adam Miller, R (1, 1)		K			SH2-3		K			1	0	0	0	0	1	3
65 Ben Francisco, R (6, 7) OBP: 0.394, SLG: 0.733										1	0	0	0	0	1	0

AB	28
R	0
H	4
RBI	0
BB	3
SO	8
LOB	11

Inning Stats	1	2	3	4	5	6	7	8	9
	R: 0 H: 1 E: 0 LOB: 1 K: 1 BB: 0 S: 7 P: 7	R: 0 H: 1 E: 0 LOB: 3 K: 1 BB: 2 S: 5 P: 14	R: 0 H: 1 E: 0 LOB: 0 K: 0 BB: 0 S: 3 P: 3	R: 0 H: 0 E: 0 LOB: 0 K: 0 BB: 0 S: 3 P: 3	R: 0 H: 1 E: 0 LOB: 2 K: 0 BB: 1 S: 4 P: 8	R: 0 H: 0 E: 0 LOB: 0 K: 1 BB: 0 S: 5 P: 5	R: 0 H: 0 E: 0 LOB: 0 K: 2 BB: 0 S: 7 P: 7	R: 0 H: 0 E: 0 LOB: 0 K: 1 BB: 0 S: 5 P: 5	R: 0 H: 0 E: 0 LOB: 0 K: 2 BB: 0 S: 7 P: 7

1B: 3	SF: 0
2B: 1	SAC: 1
3B: 0	DP: 1
HR: 0	HBP: 1

WP: 0	PA: 33
PB: 0	
SB: 0	
CS: 0	

PITCHER		IP	WLS	BF	H	R	ER	SO	BB	IBB	HBP	BLK	WP	HR	S	P	ERA	WHIP
36 Chuck James, L ERA: 2.57	(1, 1)	5.0		21	4	0	0	2	3	0	1	0	0	0	22	35	0.00	1.400
28 Bob Wickman, R ERA: 2.57	(6, 1)	1.0	W	3	0	0	0	1	0	0	0	0	0	0	5	5	0.00	0.000
39 Rafael Soriano, R ERA: 1.8	(7, 1)	1.0	H	3	0	0	0	2	0	0	0	0	0	0	7	7	0.00	0.000
51 Michael Gonzalez, L ERA: 9.0	(8, 1)	1.0		3	0	0	0	1	0	0	0	0	0	0	5	5	0.00	0.000
54 Chad Paronto, R ERA:	(9, 1)	1.0		3	0	0	0	2	0	0	0	0	0	0	7	7	0.00	0.000

PITCHER	IP	WLS	BF	H	R	ER	SO	BB	IBB	HBP	BLK	WP	HR	S	P	ERA	WHIP

BOTTOM

Batter	1	2	3	4	5	6	7	8	9	AB	R	H	RBI	BB	SO	LOB
2 Kelly Johnson, L (1, 4) OBP: 0.261, SLG: 0.442	x 0-0 1B		SSS 0-3 ③ K		x 0-0 ③ FC6-4 1-2f		x 0-0 ①② G5-4-3 1-2f			3	0	1	0	0	1	3
39 Rafael Soriano, R (7, 1)										0	0	0	0	0	0	0
23 Matt Diaz, R (7, PH) OBP: 0.231, SLG: 0.263										1	0	0	0	0	0	1
51 Michael Gonzalez, R (8, 1)										0	0	0	0	0	0	0
54 Chad Paronto, R (9, 1)										0	0	0	0	0	0	0
11 Edgar Renteria, R (1, 6) OBP: 0.359, SLG: 0.375	x 0-0 ① F8			CCC 0-3 ① K		x 0-0 16 3B 1B	SSS 0-3 ③ K			2	0	0	0	0	1	1
Tony Pena Jr., R (5, 6) OBP: 0.314, SLG: 0.400										2	1	1	0	0	1	0
16 Brian McCann, L (1, 2) OBP: 0.324, SLG: 0.571	x 0-0 ② F7			x 0-0 ② F8		x 0-0 64 2B 1-H 3B		SSS 0-3 ① K		3	0	1	1	0	0	1
Jonathan Schuerholz, R (6, PR)										1	1	0	0	0	1	0
(7, 4)																
7 Jeff Francoeur, R (1, 9) OBP: 0.386, SLG: 0.634	x 0-0 ③ G6-3			x 0-0 ③ G4-3		x 0-0 20 1B 3-H 2B		x 0-0 20 HR 1B		2	0	0	0	0	0	1
64 Doug Clark, L (5, 9) OBP: 0.667, SLG: 0.750										2	2	2	1	0	0	0
20 Scott Thorman, L (1, 3) OBP: 0.308, SLG: 0.408		x 0-0 ① G3-1			x 0-0 ① G3-1	x 0-0 ① 2-H 1B		x 0-0 1-H HR		4	1	2	3	0	0	0
Craig Wilson, R (1, 7) OBP: 0.324, SLG: 0.556		x 0-0 ② F8			x 0-0 22 BB 72 1B 1B	CCC 0-3 ② K		SSS 0-3 ② K		2	0	1	0	0	0	0
90 Brandon Jones, L (6, 7) OBP: 0.462, SLG: 0.818										2	0	0	0	0	2	1
72 Yunel Escobar, R (1, 5) OBP: 0.447, SLG: 0.514	SSS 0-3 ③ K				x 0-0 ③ 1-2 22 BB 1B	x 0-0 ③ G1-3		x 0-0 ③ F9		4	0	1	0	0	1	1
22 Willie Harris, L (1, 8) OBP: 0.324, SLG: 0.333		x 0-0 ① F7			BBBB 4-0 1-2 2-3 2 FC6-4 BB		x 0-0 8 1B 2B			2	1	1	0	1	0	0
36 Chuck James, L (1, 1) OBP: 0.167, SLG: 0.167		x 0-0 ② G1-3			SSS 0-3 ② K		x 0-0 23 G5-4-3 2-H 1B			2	0	0	0	0	1	3
28 Bob Wickman, R (6, 1)										0	0	0	0	0	0	0
8 Brayan Peña, S (7, 2) OBP: 0.292, SLG: 0.333										1	0	1	1	0	0	0
Inning Stats	R: 0 E: 0 K: 0 S: 4 H: 1 LOB: 1 BB: 0 P: 4	R: 0 E: 0 K: 1 S: 5 H: 0 LOB: 0 BB: 0 P: 5	R: 0 E: 0 K: 1 S: 5 H: 0 LOB: 0 BB: 0 P: 5	R: 0 E: 0 K: 1 S: 5 H: 0 LOB: 0 BB: 0 P: 5	R: 0 E: 0 K: 1 S: 7 H: 2 LOB: 3 BB: 1 P: 11	R: 3 E: 0 K: 1 S: 8 H: 4 LOB: 1 BB: 0 P: 8	R: 1 E: 0 K: 1 S: 6 H: 2 LOB: 0 BB: 0 P: 6	R: 2 E: 0 K: 2 S: 9 H: 2 LOB: 0 BB: 0 P: 9		1B: 7 2B: 2 3B: 1 HR: 1	SF: 0 SAC: 0 DP: 1 HBP: 0						

PITCHER		IP	WLS	BF	H	R	ER	SO	BB	IBB	HBP	BLK	WP	HR	S	P	ERA	WHIP
72 Adam Miller, R ERA:	(1, 1)	5.0		19	3	0	0	4	1	0	0	0	0	0	26	30	0.00	0.800
46 Aaron Fultz, L ERA: 7.27	(6, 1)	2.0	L	10	6	4	4	2	0	0	0	0	0	0	14	14	18.00	3.000
63 Rafael Betancourt, R ERA: 7.88	(8, 1)	1.0		5	2	2	2	2	0	0	0	0	0	1	9	9	18.00	2.000

PITCHER	IP	WLS	BF	H	R	ER	SO	BB	IBB	HBP	BLK	WP	HR	S	P	ERA	WHIP

Cleveland Indians @ Atlanta Braves

Ballpark at Disney's Wide World of Sports, Lake Buena Vista, FL

Mon Mar 19 2007, 1:05 PM EDT

Att. 9,110 - Sunny - 70 F

livebaseballscorecards.com

AB	33
R	6
H	11
RBI	6
BB	1
SO	8
LOB	12

1B: 7 SF: 0
2B: 2 SAC: 0
3B: 1 DP: 1
HR: 1 HBP: 0

WP: 0 PA: 34
PB: 0
SB: 0
CS: 0

Atlanta Braves @ Washington Nationals

Space Coast Stadium, Viera, FL

Wed Mar 21 2007, 7:05 PM EDT

Att. 5,978 - Partly Cloudy - 72 F

livebaseballscorecards.com

TOP

Batter	1	2	3	4	5	6	7	8	9	AB	R	H	RBI	BB	SO	LOB
2 Kelly Johnson, L (1, 4) OBP: 0.292, SLG: 0.455	BBBB 4-0 7 E 7 2B BB	X 0-0 11 1B 1B		X 0-0 11 G6-4-3 1B			X 0-0 ① F9	X 0-0 ③ F9		1	1	1	0	1	0	0
Chris Woodward, R (3, 4) OBP: 0.222, SLG: 0.222										3	0	1	0	0	0	0
49 Macay McBride, L (8, 1)										0	0	0	0	0	0	0
46 Jonathan Johnson, R (9, 1)										0	0	0	0	0	0	0
11 Edgar Renteria, R (1, 6) OBP: 0.357, SLG: 0.371	CTS 0-3 ① K	X 0-0 1-3 1B		X 0-0 ② ③ G6-4-3 1-2f			X 0-0 ② G6-3		X 0-0 1B	3	0	1	0	0	1	2
Tony Pena Jr., R (4, 6) OBP: 0.324, SLG: 0.405										2	0	1	0	0	0	0
7 Jeff Francoeur, R (1, 9) OBP: 0.383, SLG: 0.636	STBX 1-2 1-H HR 2B	SSS 1-3 ③ K			X 0-0 ① G6-3		X 0-0 63 WP 27 1B 71 1B 1B		SSS 0-3 ① K	3	1	1	1	0	1	2
64 Doug Clark, L (5, 9) OBP: 0.643, SLG: 0.714										2	1	1	0	0	1	1
Andruw Jones, R (1, 8) OBP: 0.450, SLG: 0.516	BX 1-0 2-H HR		BBCCCFBB 4-2 4 1B 1B BB		CSX 0-2 ② P4		X 0-0 63 WP 71 1B 1-2 1B		CCC 0-3 ② K	2	1	1	2	1	0	0
27 T.J. Bohn, R (5, 8) OBP: 0.333, SLG: 0.258										2	1	1	0	0	1	1
8 Brayan Peña, S (1, 2) OBP: 0.296, SLG: 0.308	X 0-0 E4		BFBBX 2-1 ① L7		CBBBBFB 4-2 BB		BBBB 4-0 24 FC5 71 1B 1-2 2-3 BB		SSS 0-3 ③ K2-3	2	0	0	0	1	0	1
63 Corky Miller, R (6, 2) OBP: 0.294, SLG: 0.400										1	0	0	0	1	1	1
Craig Wilson, R (1, 3) OBP: 0.300, SLG: 0.513	X 0-0 ② L5		CBBX 2-1 ② P4		FSBBS 1-3 ③ K		X 0-0 24 FC5 1-2 2-H 3-H 1B			3	0	0	0	0	1	3
71 Carlos Mendez, R (5, 3) OBP: 0.444, SLG: 0.667										1	0	1	2	0	0	0
Ryan Langerhans, L (1, 7) OBP: 0.432, SLG: 0.575	X 0-0 ③ G3-1		X 0-0 4 1B 1-2 1B			X 0-0 ① F7	X 0-0 ③ FC5 1-2 2-3f			3	0	1	0	0	0	1
24 Martín Prado, R (6, 5) OBP: 0.459, SLG: 0.515										1	0	0	0	0	0	2
4 Pete Orr, L (1, 5) OBP: 0.438, SLG: 0.448		X 0-0 ① G4-3	BSX 1-1 ③ 1-2 2-H 1B			SSS 0-3 ② K		X 0-0 ① F9		3	0	1	0	0	1	0
39 Rafael Soriano, R (6, 1)										0	0	0	0	0	0	0
Tyler Yates, R (7, 1)										0	0	0	0	0	0	0
22 Willie Harris, L (8, PH) OBP: 0.314, SLG: 0.323 (8, 4)										1	0	0	0	0	0	0
19 Mark Redman, L (1, 1)		X 0-0 ② G5-3		CCC 0-3 ① K		X 0-0 ③ G5-3		X 0-0 ② G4-3		2	0	0	0	0	1	0
23 Matt Diaz, R (6, PH) OBP: 0.220, SLG: 0.250 (6, 7)										2	0	0	0	0	0	0

Inning Stats	1	2	3	4	5	6	7	8	9
	R: 3 E: 1 K: 1 S: 10	H: 2 LOB: 1 BB: 1 P: 16	R: 0 E: 0 K: 1 S: 7	H: 2 LOB: 2 BB: 0 P: 8	R: 0 E: 0 K: 0 S: 10	H: 2 LOB: 2 BB: 1 P: 19	R: 0 E: 0 K: 1 S: 5	H: 1 LOB: 0 BB: 0 P: 5	R: 0 E: 0 K: 1 S: 9	H: 0 LOB: 1 BB: 1 P: 14	R: 0 E: 0 K: 1 S: 5	H: 0 LOB: 0 BB: 0 P: 5	R: 2 E: 0 K: 0 S: 6	H: 3 LOB: 2 BB: 1 P: 10	R: 0 E: 0 K: 0 S: 3	H: 0 LOB: 0 BB: 0 P: 3	R: 0 E: 0 K: 3 S: 10	H: 1 LOB: 1 BB: 0 P: 10

AB	37
R	5
H	11
RBI	5
BB	4
SO	8
LOB	14

1B: 9	SF: 0
2B: 1	SAC: 0
3B: 0	DP: 1
HR: 1	HBP: 0

WP: 1	PA: 41
PB: 0	
SB: 0	
CS: 0	

PITCHER		IP	WLS	BF	H	R	ER	SO	BB	IBB	HBP	BLK	WP	HR	S	P	ERA	WHIP
17 Tim Redding, R ERA: 11.42	(1, 1)	3.0		17	6	3	3	2	2	0	0	0	0	1	27	43	9.00	2.667
57 Jason Bergmann, R ERA: 4.91	(4, 1)	3.2		16	4	2	2	3	2	0	0	0	1	0	24	33	4.91	1.636
40 Billy Traber, L ERA: 1.8	(7, 1)	0.1		1	0	0	0	0	0	0	0	0	0	0	1	1	0.00	0.000
75 Mike Bacsik, L ERA: 7.88	(8, 1)	2.0	W	7	1	0	0	3	0	0	0	0	0	0	13	13	0.00	0.500

PITCHER	IP	WLS	BF	H	R	ER	SO	BB	IBB	HBP	BLK	WP	HR	S	P	ERA	WHIP

Batter	1	2	3	4	5	6	7	8	9	AB	R	H	RBI	BB	SO	LOB
Felipe Lopez, S (1, 4) OBP: 0.214, SLG: 0.282	G5-3	G6-4-3 1-2f			HR		2B 11 G1-4-3 1B		1B 2B	3	1	1	1	0	0	3
4 D'Angelo Jimenez, S (6, 4) OBP: 0.389, SLG: 0.355										2	2	2	0	0	0	0
15 Cristian Guzman, S (1, 6) OBP: 0.429, SLG: 0.400	11 FC5-4 1B		G2-3		11 L4-3 1B		11 G1-4-3 1-3 2B		5 1B 29 1B 2-H 1B	3	0	2	0	0	0	0
Josh Wilson, R (7, 6) OBP: 0.486, SLG: 0.500										2	1	2	1	0	0	0
11 Ryan Zimmerman, R (1, 5) OBP: 0.422, SLG: 0.651	FC5-4 25 WP 25 2B 1-2f		F7		L4-3 1-1		G1-4-3 2-3 3-H		21 HBP 29 1B 1-2 BB 1B	4	1	0	1	0	0	3
5 Kory Casto, L (8, 5) OBP: 0.469, SLG: 0.462										1	1	1	0	0	0	0
25 Austin Kearns, R (1, 9) OBP: 0.452, SLG: 0.441	1-H 2B		G4-3				G6-3		BB 21 HBP 1-2 2-H 1B	3	0	2	1	0	0	0
29 Michael Restovich, R (7, PH) OBP: 0.353, SLG: 0.250										2	0	1	1	0	0	1
(8, 9)																
21 Dmitri Young, S (1, 3) OBP: 0.467, SLG: 0.769	G6-3			7 1B G4-3 1B	F8			P3	BB 1-2 2-3 HBP	4	0	1	0	0	0	2
Chris Snelling, L (1, 7) OBP: 0.419, SLG: 0.606		13 2B BB		G4-3 1-2		P6		K	1-2 2-3 3-H BB	3	0	0	1	2	1	1
13 Robert Fick, L (1, 2) OBP: 0.333, SLG: 0.407	1-3 2B			K		F8		F9		3	0	1	0	0	1	1
61 Juan Brito, R (7, 2) OBP: 0.286, SLG: 0.417										1	0	0	0	0	0	0
7 Nook Logan, S (1, 8) OBP: 0.348, SLG: 0.282	F9			2-3 1B		K			77 G3-6-3 1B	3	0	1	0	0	1	2
40 Billy Traber, L (7, 1)										0	0	0	0	0	0	0
75 Mike Bacsik, L (8, 1)										0	0	0	0	0	0	0
Bernie Castro, S (9, PH) OBP: 0.409, SLG: 0.316										1	0	1	0	0	0	0
17 Tim Redding, R (1, 1)		G6-4-3 BB		K			K		G3-6-3 1-2f	0	0	0	0	1	0	0
57 Jason Bergmann, R (4, 1)										1	0	0	0	0	1	2
77 Abraham Nunez, S (7, 8) OBP: 0.273, SLG: 0.379										2	0	0	0	0	1	1
Inning Stats	R: 1 E: 0 K: 0 S: 5 H: 2 LOB: 1 BB: 0 P: 6	R: 0 E: 0 K: 0 S: 8 H: 1 LOB: 2 BB: 2 P: 17	R: 0 E: 0 K: 0 S: 6 H: 0 LOB: 0 BB: 0 P: 10	R: 0 E: 0 K: 2 S: 11 H: 2 LOB: 2 BB: 0 P: 14	R: 1 E: 0 K: 0 S: 7 H: 3 LOB: 1 BB: 0 P: 9	R: 0 E: 0 K: 1 S: 5 H: 0 LOB: 0 BB: 0 P: 5	R: 1 E: 0 K: 1 S: 7 H: 2 LOB: 1 BB: 0 P: 7	R: 0 E: 0 K: 1 S: 5 H: 0 LOB: 0 BB: 0 P: 5	R: 3 E: 0 K: 0 S: 7 H: 5 LOB: 3 BB: 1 P: 12	1B: 10 2B: 5 3B: 0 HR: 1 SF: 0 SAC: 0 DP: 3 HBP: 1						

PITCHER		IP	WLS	BF	H	R	ER	SO	BB	IBB	HBP	BLK	WP	HR	S	P	ERA	WHIP
19 Mark Redman, L ERA: 4.5	(1, 1)	5.0		23	8	2	2	2	2	0	0	0	1	1	37	56	3.60	2.000
39 Rafael Soriano, R ERA: 1.5	(6, 1)	1.0	H	3	0	0	0	1	0	0	0	0	0	0	5	5	0.00	0.000
Tyler Yates, R ERA: 3.86	(7, 1)	1.0	H	5	2	1	1	1	0	0	0	0	0	0	7	7	9.00	2.000
49 Macay McBride, L ERA: 4.82	(8, 1)	1.0	H	3	0	0	0	1	0	0	0	0	0	0	5	5	0.00	0.000
46 Jonathan Johnson, R ERA: 11.88	(9, 1)	0.2	L	8	5	3	3	0	1	0	1	0	0	0	7	12	40.50	9.000

PITCHER	IP	WLS	BF	H	R	ER	SO	BB	IBB	HBP	BLK	WP	HR	S	P	ERA	WHIP

BOTTOM

Atlanta Braves @ Washington Nationals

Space Coast Stadium, Viera, FL

Wed Mar 21 2007, 7:05 PM EDT
Att. 5,978 - Partly Cloudy - 72 F

livebaseballscorecards.com

AB	38
R	6
H	15
RBI	6
BB	3
SO	5
LOB	16

1B: 10 SF: 0
2B: 5 SAC: 0
3B: 0 DP: 3
HR: 1 HBP: 1

WP: 1 PA: 42
PB: 0
SB: 0
CS: 0

New York Mets @ Atlanta Braves

Ballpark at Disney's Wide World of Sports, Lake Buena Vista, FL

Thu Mar 22 2007, 1:05 PM EDT

Att. 11,591 - Partly Cloudy - 78 F

livebaseballscorecards.com

Batter	1	2	3	4	5	6	7	8	9	AB	R	H	RBI	BB	SO	LOB
7 José Reyes, S (1, 6) OBP: 0.444, SLG: 0.702 1 Anderson Hernandez, S (7, 6) OBP: 0.227, SLG: 0.150	X 0-0 ① P5		B C B C X 2-2 5 G5-3 1B		B S F F X 1-2 ② F7		X 0-0 2B			4 0 0 0	2	0	0	0	0	0
5 David Wright, R (1, 5) OBP: 0.417, SLG: 0.431 13 Billy Wagner, L (7, 1) 19 Sandy Alomar Jr., R (8, 2)	B C B F B C 3-3 ② K		B 1 SAFE C B X 2-1 ②③ G5-3 1-2		B X 1-0 2B		X 0-0 ③ G4-3			4 0 0 0 0 0	1 0 0	0 0 0	0 0 0	1 0 0	2 0 0	0 0 0
16 Paul Lo Duca, R (1, 2) OBP: 0.250, SLG: 0.270 44 Lastings Milledge, R (8, 9) OBP: 0.453, SLG: 0.543	C X 0-1 1B			X 0-0 ① G5-3	B C X 1-1 ③ G6-3			X 0-0 ① G4-3		4 0 0 0	1 0	0 0	0 0	0 0	1 0	1 0
18 Moises Alou, R (1, 7) OBP: 0.238, SLG: 0.256 17 David Newhan, L (8, 7) OBP: 0.325, SLG: 0.514	F B B B F F C 3-3 ③ K			X 0-0 1B 22 1B 2B		F B X 1-1 ① G5-3		F C F B B S 2-3 ② K		4 1 0 0	1 0	0 0	0 0	0 0	2 0	1 0
20 Shawn Green, L (1, 9) OBP: 0.200, SLG: 0.308 70 Joe Smith, R (8, 1)		C B S S F X 1-2 ① G1		S S S 0-3 ② K		F B B B F B 4-2 FC4-6 BB		C X 0-1 ③ G3-1		3 0 0 0	0 0	0 0	0 0	1 0	1 0	1 0
Julio Franco, R (1, 3) OBP: 0.448, SLG: 0.360 6 Ruben Gotay, S (9, PR) OBP: 0.303, SLG: 0.400		C X 0-1 ② G6-3		X 0-0 22 1B 2-3 1B		C B X 1-1 ② FC4-6 1-2f			X 0-0 22 FC3-6 1B	4 0 0 0	2 0	0 0	0 0	0 0	0 0	1 0
22 Jose Valentin, S (1, 4) OBP: 0.436, SLG: 0.697		C B B X 2-1 2B		X 0-0 10 FC4-6 1-2 3-H 1B		F B F C 1-3 ③ K			C F F F X 0-2 ① FC3-6 1-2f	4 0	2	1	0	1	2	0
10 Endy Chavez, L (1, 8) OBP: 0.362, SLG: 0.381		X 0-0 ③ G4-3		X 0-0 ③ FC4-6 1-2f			X 0-0 ① G1-3		C S B X 1-2 ② F7	4 0	0	0	0	0	4	0
35 Aaron Sele, R (1, 1) Scott Schoeneweis, L (6, 1) 3 Damion Easley, R (7, PH) OBP: 0.263, SLG: 0.286 (7, 5)			C C C 0-3 ① K		C X 0-1 ① G5-3		X 0-0 ② L7		B B B C C F X 3-2 ③ F9	2 0 0 0 2 0	0 0 0	0 0 0	0 0 0	0 0 0	1 0 0	0 0 1
Inning Stats	R: 0 H: 1 E: 0 LOB: 1 K: 2 BB: 0 S: 10 P: 16	R: 0 H: 1 E: 0 LOB: 1 K: 0 BB: 0 S: 9 P: 12	R: 0 H: 1 E: 0 LOB: 0 K: 1 BB: 0 S: 8 P: 12	R: 1 H: 3 E: 0 LOB: 2 K: 1 BB: 0 S: 8 P: 8	R: 0 H: 1 E: 0 LOB: 1 K: 0 BB: 0 S: 9 P: 12	R: 0 H: 0 E: 0 LOB: 1 K: 1 BB: 1 S: 9 P: 16	R: 0 H: 1 E: 0 LOB: 1 K: 0 BB: 0 S: 4 P: 4	R: 0 H: 0 E: 0 LOB: 0 K: 1 BB: 0 S: 7 P: 9	R: 0 H: 1 E: 0 LOB: 1 K: 0 BB: 0 S: 13 P: 17	1B: 5 2B: 4 3B: 0 HR: 0	SF: 0 SAC: 0 DP: 0 HBP: 0						

	AB	35
	R	1
	H	9
	RBI	1
	BB	1
	SO	6
	LOB	13

	WP: 0	PA: 36
	PB: 0	
	SB: 0	
	CS: 0	

PITCHER		IP	WLS	BF	H	R	ER	SO	BB	IBB	HBP	BLK	WP	HR	S	P	ERA	WHIP
29 John Smoltz, R ERA: 1.8	(1, 1)	6.0	W	25	7	1	1	5	1	0	0	0	0	0	53	76	1.50	1.333
51 Michael Gonzalez, L ERA: 7.88	(7, 1)	1.0	H	4	1	0	0	0	0	0	0	0	0	0	4	4	0.00	1.000
58 Peter Moylan, R ERA: 3.86	(8, 1)	1.0		3	0	0	0	1	0	0	0	0	0	0	7	9	0.00	0.000
Oscar Villarreal, R ERA: 7.88	(9, 1)	1.0		4	1	0	0	0	0	0	0	0	0	0	13	17	0.00	1.000

PITCHER		IP	WLS	BF	H	R	ER	SO	BB	IBB	HBP	BLK	WP	HR	S	P	ERA	WHIP

BOTTOM

New York Mets @ Atlanta Braves

Ballpark at Disney's Wide World of Sports, Lake Buena Vista, FL

Thu Mar 22 2007, 1:05 PM EDT
Att. 11,591 - Partly Cloudy - 78 F

livebaseballscorecards.com

Batter	1	2	3	4	5	6	7	8	9	AB	R	H	RBI	BB	SO	LOB
2 Kelly Johnson, L (1, 4) OBP: 0.294, SLG: 0.447 24 Martín Prado, R (6, 4) OBP: 0.474, SLG: 0.559	C B X 1-1 ① F7		C B X 2-1 CS 1B		C S F C 1-3 ③ K		X 0-0 72 FC4 HR 1-3 2-H 2B			3 0 1 0 0 1 1 1 1 1 1 0 0 0						
Chris Woodward, R (1, 6) OBP: 0.250, SLG: 0.333 72 Yunel Escobar, R (6, PR) OBP: 0.436, SLG: 0.500 (7, 6)	B C X 1-1 ② L7		B C S F B F X 2-2 ①② F7 1-2			C B B B X 3-1 10 2B 2B	X 0-0 FC4 HR 2-3 3-H			3 0 1 0 0 0 1 1 2 0 1 0 0 1						
10 Chipper Jones, S (1, 5) OBP: 0.375, SLG: 0.464 Tony Pena Jr., R (6, PR) OBP: 0.342, SLG: 0.500 (7, 5)	X 0-0 ③ F8		X 0-0 ③ G4-3			S B B X 2-1 2-H 2B	X 0-0 1-H 3-H HR			3 0 1 1 0 0 0 1 1 1 3 0 0 0						
Andruw Jones, R (1, 8) OBP: 0.442, SLG: 0.485 27 T.J. Bohn, R (7, 8) OBP: 0.324, SLG: 0.250		B C C B B B 4-2 16 1B E BB		B X 1-0 ① F7		B C B B B S C 3-3 ① K	X 0-0 ② L9			2 1 0 0 1 1 1 1 0 0 0 0 0 0						
16 Brian McCann, L (1, 2) OBP: 0.325, SLG: 0.553 63 Corky Miller, R (7, PH) OBP: 0.278, SLG: 0.375 (8, 2)	X 0-0 64 FC4-6 E 1-3 1B			X 0-0 ② L8		C F S 0-3 ② K	X 0-0 ③ F9			3 0 1 0 0 1 1 1 0 0 0 0 0 0						
7 Jeff Francoeur, R (1, 9) OBP: 0.360, SLG: 0.596 51 Michael Gonzalez, R (7, 1) 58 Peter Moylan, R (8, 1) 71 Carlos Mendez, R (8, PH) OBP: 0.400, SLG: 0.600 (9, 3)		X 0-0 ① F8		X 0-0 ③ G1-3		X 0-0 ③ G1-3		X 0-0 ① G6-3		3 0 0 0 0 0 3 0 0 0 0 0 0 0 0 0 0 0 0 0 0 1 0 0 0 0 0 0						
Craig Wilson, R (1, 3) OBP: 0.273, SLG: 0.465 Oscar Villarreal, L (9, 1)		B X 1-0 E5 64 FC4-6 1-2 3-H			B X 1-0 ① F9		C C C 0-3 ① K	S S S 0-3 ② K		4 0 0 1 0 2 1 0 0 0 0 0 0 0						
64 Doug Clark, L (1, 7) OBP: 0.611, SLG: 0.647		B C B B X 3-1 ② FC4-6 1-2f 2-3			F C F B F B B B 4-2 29 SH1-4 BB		X 0-0 91 1B 24 2B 1B	C C C 0-3 ③ K		3 1 1 0 1 1 2						
29 John Smoltz, R (1, 1) 91 Bill McCarthy, R (7, 9) OBP: 0.400, SLG: 0.500		B X 1-0 ③ G4-3			B B C X 2-1 ② SH1-4 1-2		X 0-0 24 2B 72 FC4 1-2 1B			1 0 0 0 0 0 2 1 1 1 0 0 0 0						
Inning Stats	R: 0 H: 0 E: 0 LOB: 0 K: 0 BB: 0 S: 5 P: 7	R: 1 H: 1 E: 1 LOB: 2 K: 0 BB: 1 S: 8 P: 17	R: 0 H: 1 E: 0 LOB: 0 K: 0 BB: 0 S: 8 P: 12	R: 0 H: 0 E: 0 LOB: 0 K: 0 BB: 0 S: 3 P: 4	R: 0 H: 0 E: 0 LOB: 1 K: 1 BB: 1 S: 11 P: 19	R: 1 H: 2 E: 0 LOB: 1 K: 2 BB: 0 S: 11 P: 19	R: 5 H: 4 E: 0 LOB: 0 K: 1 BB: 0 S: 10 P: 10	R: 0 H: 0 E: 0 LOB: 0 K: 2 BB: 0 S: 7 P: 7		1B: 4 SF: 0 2B: 3 SAC: 1 3B: 0 DP: 0 HR: 1 HBP: 0				WP: 0 PA: 35 PB: 0 SB: 0 CS: 1		

	AB	32
	R	7
	H	8
	RBI	7
	BB	2
	SO	6
	LOB	13

PITCHER		IP	WLS	BF	H	R	ER	SO	BB	IBB	HBP	BLK	WP	HR	S	P	ERA	WHIP
35 Aaron Sele, R ERA: 6.11	(1, 1)	5.0		19	2	1	1	1	2	0	0	0	0	0	35	59	1.80	0.800
Scott Schoeneweis, L ERA: 1.04	(6, 1)	1.0	L	5	2	1	1	2	0	0	0	0	0	0	11	19	9.00	2.000
13 Billy Wagner, L ERA: 7.88	(7, 1)	1.0		8	4	5	5	1	0	0	0	0	0	1	10	10	45.00	4.000
70 Joe Smith, R ERA: 1.74	(8, 1)	1.0		3	0	0	0	2	0	0	0	0	0	0	7	7	0.00	0.000

PITCHER	IP	WLS	BF	H	R	ER	SO	BB	IBB	HBP	BLK	WP	HR	S	P	ERA	WHIP

Batter	1	2	3	4	5	6	7	8	9	AB	R	H	RBI	BB	SO	LOB
24 Martín Prado, R (1, 4) OBP: 0.439, SLG: 0.514 4 Pete Orr, L (5, 4) OBP: 0.441, SLG: 0.452	C B B S F S 2-3 K ①	X 0-0 P3 ③			B F X 1-1 F7 ②		X 0-0 G5-3 ②		C C X 0-2 72 FC6 72 E E 1-2 1B	3 0 0 0 0 1 1 2 1 1 0 0 0 0						
11 Edgar Renteria, R (1, 6) OBP: 0.378, SLG: 0.361 Chris Woodward, R (5, 6) OBP: 0.214, SLG: 0.286	C B B B B 4-1 10 2B G6-3 BB	X 0-0 G6-3 ①			B S B C B B 4-2 10 FC5-4 BB		F B S B X 2-2 G5-3 ③		C B X 1-1 E4 72 E 1-2 2-3	1 1 0 0 2 0 0 2 0 0 0 0 0 2						
10 Chipper Jones, S (1, 5) OBP: 0.371, SLG: 0.484 72 Yunel Escobar, R (5, 5) OBP: 0.415, SLG: 0.474	X 0-0 G6-3 1-3 2B		C B F B B X 3-2 F8 ②		X 0-0 FC5-4 ③ 1-2f			X 0-0 G4-3 ①	X 0-0 FC6 1-3 2-H 3-H	3 0 1 0 0 0 1 2 0 0 1 0 0 1						
Andruw Jones, R (1, 8) OBP: 0.413, SLG: 0.444 22 Willie Harris, L (6, 8) OBP: 0.324, SLG: 0.333	C B B C X 2-2 G6-3 ② 2-3 3-H		C B F B S 2-3 K ③			S S S 0-3 K ①		X 0-0 64 S 71 E 1B	C C C 0-3 K ②	3 0 0 1 0 2 1 2 1 1 0 0 1 2						
7 Jeff Francoeur, R (1, 9) OBP: 0.340, SLG: 0.560 64 Doug Clark, L (6, 9) OBP: 0.550, SLG: 0.579 (7, 7)	S C B S 1-3 K ③			F X 0-1 F9 ①		B C X 1-1 F8 ②		B X 1-0 F7 ② 1-2	X 0-0 G1-3 ③	3 0 0 0 0 1 1 2 0 0 0 0 0 3						
Craig Wilson, R (1, 3) OBP: 0.255, SLG: 0.435 71 Carlos Mendez, R (6, 3) OBP: 0.364, SLG: 0.545		X 0-0 F9 ①		C F C 0-3 K ②		X 0-0 G6-3 ③		B F X 1-1 E5 63 1B 2-H		3 0 0 0 0 1 0 1 0 0 0 0 0 0						
63 Corky Miller, R (1, 2) OBP: 0.364, SLG: 0.421		B B B B 4-0 26 2B BB		B X 1-0 1B			S S S 0-3 K ①	X 0-0 2-H 1B ③		3 1 2 0 1 1 0						
23 Matt Diaz, R (1, 7) OBP: 0.227, SLG: 0.256 27 T.J. Bohn, R (7, 9) OBP: 0.316, SLG: 0.242		X 0-0 F9 ②		F S F S 0-3 K ③			X 0-0 8 HR 1B		B S C F F B C 2-3 K ①	3 1 1 0 0 1 2 1 0 0 0 0 1 0						
26 Kyle Davies, R (1, 1) OBP: 0.500, SLG: 0.667 8 Brayan Peña, S (7, PH) OBP: 0.321, SLG: 0.444 51 Michael Gonzalez, R (7, 1) 37 Steve Colyer, L (8, 1) 2 Kelly Johnson, L (9, PH) OBP: 0.308, SLG: 0.447 54 Chad Paronto, R (9, 1)		X 0-0 1-H 2B			C C C 0-3 K ①		X 0-0 1-H HR		C B B B B B 4-1 4 E 1B 72 FC6 BB	2 0 1 1 0 1 0 1 1 1 2 0 0 0 0 0 0 0 0 0 0 0 0 0 0 0 0 0 0 1 0 0 1 0 0 0 0 0 0 0 0 0						
Inning Stats	R: 1 H: 1 E: 0 LOB: 1 K: 2 BB: 1 S: 12 P: 21	R: 1 H: 1 E: 0 LOB: 1 K: 0 BB: 1 S: 4 P: 8	R: 0 H: 0 E: 0 LOB: 0 K: 1 BB: 0 S: 7 P: 12	R: 0 H: 1 E: 0 LOB: 1 K: 2 BB: 0 S: 10 P: 11	R: 0 H: 0 E: 0 LOB: 1 K: 1 BB: 1 S: 8 P: 13	R: 0 H: 0 E: 0 LOB: 0 K: 1 BB: 0 S: 6 P: 7	R: 2 H: 2 E: 0 LOB: 0 K: 1 BB: 0 S: 9 P: 11	R: 1 H: 2 E: 1 LOB: 2 K: 0 BB: 0 S: 6 P: 8	R: 2 H: 1 E: 2 LOB: 2 K: 2 BB: 1 S: 17 P: 24	1B: 5 SF: 0 2B: 2 SAC: 0 3B: 0 DP: 0 HR: 1 HBP: 0						

TOP

Atlanta Braves @ Philadelphia Phillies

Bright House Networks Field, Clearwater, FL

Fri Mar 23 2007, 1:05 PM EDT

Att. 9,344 - Sunny - 77 F

livebaseballscorecards.com

AB	37
R	7
H	8
RBI	5
BB	4
SO	10
LOB	14

PITCHER		IP	WLS	BF	H	R	ER	SO	BB	IBB	HBP	BLK	WP	HR	S	P	ERA	WHIP
66 J.A. Happ, L ERA: 6.06	(1, 1)	5.0	L	21	3	2	2	6	3	0	0	0	0	0	41	65	3.60	1.200
63 Ryan Madson, R ERA: 2.25	(6, 1)	1.0		3	0	0	0	1	0	0	0	0	0	0	6	7	0.00	0.000
40 Matt Smith, L ERA: 10.8	(7, 1)	1.0		5	2	2	2	1	0	0	0	0	0	1	9	11	18.00	2.000
Antonio Alfonseca, R ERA: 7.5	(8, 1)	1.0		5	2	1	0	0	0	0	0	0	0	0	6	8	0.00	2.000
45 Tom Gordon, R ERA: 1.93	(9, 1)	0.2		6	1	2	0	2	1	0	0	0	0	0	16	23	0.00	3.000

PITCHER		IP	WLS	BF	H	R	ER	SO	BB	IBB	HBP	BLK	WP	HR	S	P	ERA	WHIP
Brett Harker, R ERA:	(9, 1)	0.1		1	0	0	0	0	0	0	0	0	0	0	1	1	0.00	0.000

BOTTOM

Atlanta Braves @ Philadelphia Phillies

Bright House Networks Field, Clearwater, FL

Fri Mar 23 2007, 1:05 PM EDT

Att. 9,344 - Sunny - 77 F

livebaseballscorecards.com

Batter	1	2	3	4	5	6	7	8	9	AB	R	H	RBI	BB	SO	LOB
11 Jimmy Rollins, S (1, 6) OBP: 0.455, SLG: 0.356	C X 0-1 8 G6-3 1B		C B F X 1-2 ③ L3			X 0-0 ① G4-3		B F B C C 2-3 ② K 1-2		3	0	1	0	0	0	1
9 Michael Bourn, L (7, 8) OBP: 0.365, SLG: 0.447										1	0	0	0	0	1	1
8 Shane Victorino, S (1, 8) OBP: 0.419, SLG: 0.534	B X 1-0 ① ② G6-3 1-2f			B B C X 2-1 ① G4-3		B B B C F F C 3-3 ② K		S S S 0-3 ③ K		3	0	0	0	0	1	1
Abraham Nunez, S (7, 6) OBP: 0.389, SLG: 0.318										1	0	0	0	0	1	1
26 Chase Utley, L (1, 4) OBP: 0.411, SLG: 0.660	B B T F T B X 3-2 ③ P6			B B B 4-0 6 G4-3 1B BB		B B C F X 2-2 ③ F7			X 0-0 ① G6-3	2	1	0	0	1	0	0
73 Brent Abernathy, R (7, 4) OBP: 0.314, SLG: 0.313										1	0	0	0	0	0	0
6 Ryan Howard, L (1, 3) OBP: 0.333, SLG: 0.435		X 0-0 ① G5-3		S F B B X 2-2 ② G4-3 1-2			C C C 0-3 ① K		X 0-0 60 19 1B HR 1B	3	0	0	0	0	1	1
78 Brennan King, R (8, 5) OBP: 0.378, SLG: 0.471										1	1	1	0	0	0	0
Pat Burrell, R (1, 7) OBP: 0.313, SLG: 0.425		C X 0-1 ② F8		B S B X 2-1 2-H 1B			B X 1-0 ② F9		X 0-0 19 HR 1-2 1B	3	0	1	1	0	0	0
60 Ronald Calloway, L (8, 7) OBP: 0.423, SLG: 0.680										1	1	1	0	0	0	0
Wes Helms, R (1, 5) OBP: 0.353, SLG: 0.542	C C C 0-3 ③ K			X 0-0 ③ F8			B X 1-0 1B		X 0-0 1-H 2-H HR	3	0	1	0	0	1	1
Antonio Alfonseca, R (8, 1)										0	0	0	0	0	0	0
45 Tom Gordon, R (9, 1)										0	0	0	0	0	0	0
Brett Harker, R (9, 1)										0	0	0	0	0	0	0
19 Greg Dobbs, L (9, PH) OBP: 0.440, SLG: 0.721										1	1	1	3	0	0	0
Karim Garcia, L (1, 9) OBP: 0.358, SLG: 0.412			S X 0-1 1B		X 0-0 ① G6-3		C B F B S 2-3 ③ K		S S S 0-3 ② K	4	0	1	0	0	2	1
(8, 3)																
2 Rod Barajas, R (1, 2) OBP: 0.344, SLG: 0.467			B X 1-0 ① F7		S S S 0-3 ② K			B B B 4-0 9 WP BB	X 0-0 ③ G5-3	2	0	0	0	0	1	1
63 Ryan Madson, L (6, 1)										0	0	0	0	0	0	0
40 Matt Smith, L (7, 1)										0	0	0	0	0	0	0
28 Jayson Werth, R (8, 9) OBP: 0.385, SLG: 0.344										1	0	0	0	1	0	0
66 J.A. Happ, L (1, 1)			L B B L L 2-3 ② K		X 0-0 ③ F9			S S S 0-3 ① K		1	0	0	0	0	1	1
62 Dusty Wathan, R (5, PH) OBP: 0.250, SLG: 0.200										2	0	0	0	0	1	1
(6, 2)																

	AB	33
	R	4
	H	7
	RBI	4
	BB	2
	SO	10
	LOB	10

Inning Stats	1	2	3	4	5	6	7	8	9
	R: 0 E: 0 K: 0 S: 7	H: 1 LOB: 0 BB: 0 P: 11	R: 0 E: 0 K: 1 S: 6	H: 0 LOB: 0 BB: 0 P: 6	R: 0 E: 0 K: 1 S: 9	H: 1 LOB: 1 BB: 0 P: 13	R: 1 E: 0 K: 0 S: 8	H: 1 LOB: 1 BB: 1 P: 18	R: 0 E: 0 K: 1 S: 5	H: 0 LOB: 0 BB: 0 P: 5	R: 0 E: 0 K: 1 S: 8	H: 0 LOB: 0 BB: 0 P: 13	R: 0 E: 0 K: 2 S: 8	H: 1 LOB: 1 BB: 0 P: 12	R: 0 E: 0 K: 3 S: 9	H: 0 LOB: 1 BB: 1 P: 15	R: 3 E: 0 K: 1 S: 8	H: 3 LOB: 0 BB: 0 P: 8

1B: 6	SF: 0	WP: 1	PA: 35
2B: 0	SAC: 0	PB: 0	
3B: 0	DP: 1	SB: 0	
HR: 1	HBP: 0	CS: 0	

PITCHER		IP	WLS	BF	H	R	ER	SO	BB	IBB	HBP	BLK	WP	HR	S	P	ERA	WHIP
26 Kyle Davies, R ERA: 1.93	(1, 1)	6.0	W	21	3	1	1	4	1	0	0	0	0	0	43	66	1.50	0.667
51 Michael Gonzalez, L ERA: 7.0	(7, 1)	1.0	H	4	1	0	0	2	0	0	0	0	0	0	8	12	0.00	1.000
37 Steve Colyer, L ERA: 4.5	(8, 1)	1.0		4	0	0	0	3	1	0	0	0	1	0	9	15	0.00	1.000
54 Chad Paronto, R ERA: 3.12	(9, 1)	1.0		6	3	3	3	1	0	0	0	0	0	1	8	8	27.00	3.000

PITCHER	IP	WLS	BF	H	R	ER	SO	BB	IBB	HBP	BLK	WP	HR	S	P	ERA	WHIP

Atlanta Braves @ Cleveland Indians

Chain of Lakes Park, Winter Haven, FL

Sat Mar 24 2007, 1:05 PM EDT

Att. 5,966 - Partly Cloudy - 81 F

TOP

livebaseballscorecards.com

Batter	1	2	3	4	5	6	7	8	9	AB	R	H	RBI	BB	SO	LOB
22 Willie Harris, L (1, 8) OBP: 0.341, SLG: 0.351	23 1B 10 1B 1B		F8 ①		L4 ③			1-2 1B		4	1	2	0	0	0	0
23 Matt Diaz, R (1, 7) OBP: 0.250, SLG: 0.277	10 1B 8 G4-6-3 1-3 1B		F7 ②			CS 1B		G4-3 ③		4	1	2	0	0	0	1
10 Chipper Jones, S (1, 5) OBP: 0.395, SLG: 0.588 24 Martín Prado, R (6, 5) OBP: 0.429, SLG: 0.500 (7, 4)	8 G4-6-3 BB 1-3 3-H 1B		HR			F8 ①			P6 ①	3 1	1 0	2 0	2 0	0 0	0 0	1 0
Andruw Jones, R (1, 10) OBP: 0.408, SLG: 0.421 90 Brandon Jones, L (9, PH) OBP: 0.429, SLG: 0.750	8 G4-6-3 1-2 BB		G5-3 ③			K ②③ 1-2			F7 ②	2 1	0 0	0 0	0 0	1 0	1 0	1 0
8 Brayan Peña, S (1, 2) OBP: 0.323, SLG: 0.433 67 Iker Franco, R (7, 2) OBP: 0.286, SLG: 0.429	G4-6-3 ①② 1-2f 2-3 3-H			G4-3 ①			CS 1B		P4 ③	3 1	0 0	1 0	0 0	0 0	0 0	2 0
Craig Wilson, R (1, 3) OBP: 0.240, SLG: 0.408 71 Carlos Mendez, R (7, 3) OBP: 0.364, SLG: 0.545	G6-3 ③			K ②			K ①② 1-2			3 0	0 0	0 0	0 0	0 0	2 0	2 0
Chris Woodward, R (1, 6) OBP: 0.176, SLG: 0.235 Jonathan Schuerholz, R (7, 5)		P4 ①		P4 ③			G5-3 ③			3 0	0 0	0 0	0 0	0 0	0 0	0 0
Ryan Langerhans, L (1, 9) OBP: 0.404, SLG: 0.535 Jordan Schafer, L (8, 9) OBP: 0.500, SLG: 0.500		K ②			K ①			L7 ①		3 0	0 0	0 0	0 0	0 0	2 0	0 0
4 Pete Orr, L (1, 4) OBP: 0.432, SLG: 0.441 (7, 6)		K ③			G6-3 ②			22 CS 1B		3	0	1	0	0	1	0

	AB	31
	R	3
	H	8
	RBI	2
	BB	1
	SO	6
	LOB	7

Inning Stats																																		
	R: 2	H: 3	R: 0	H: 0	R: 1	H: 1	R: 0	H: 0	R: 0	H: 0	R: 0	H: 1	R: 0	H: 1	R: 0	H: 2	R: 0	H: 0	1B: 7	SF: 0	WP: 0	PA: 32
	E: 0	LOB: 1	E: 0	LOB: 0	E: 0	LOB: 0	E: 0	LOB: 0	E: 0	LOB: 0	E: 0	LOB: 1	E: 0	LOB: 0	E: 0	LOB: 1	E: 0	LOB: 0	2B: 1	SAC: 0	PB: 0	
	K: 0	BB: 1	K: 2	BB: 0	K: 0	BB: 0	K: 1	BB: 0	K: 1	BB: 0	K: 1	BB: 0	K: 1	BB: 0	K: 0	BB: 0	K: 0	BB: 0	3B: 0	DP: 2	SB: 0	
	S: 5	P: 9	S: 7	P: 7	S: 4	P: 4	S: 5	P: 5	S: 5	P: 5	S: 5	P: 5	S: 5	P: 5	S: 5	P: 5	S: 3	P: 3	HR: 1	HBP: 0	CS: 3	

PITCHER		IP	WLS	BF	H	R	ER	SO	BB	IBB	HBP	BLK	WP	HR	S	P	ERA	WHIP
40 Tom Mastny, R ERA: 1.5	(1, 1)	2.0		9	3	2	2	2	1	0	0	0	0	0	12	16	9.00	2.000
Fernando Cabrera, R ERA: 4.5	(3, 1)	3.0	W	10	1	1	1	2	0	0	0	0	0	1	14	14	3.00	0.333
58 Juan Lara, L ERA: 0.79	(6, 1)	3.0	H	10	4	0	0	2	0	0	0	0	0	0	15	15	0.00	1.333
90 Sean Smith, R ERA:	(9, 1)	1.0	S	3	0	0	0	0	0	0	0	0	0	0	3	3	0.00	0.000

PITCHER	IP	WLS	BF	H	R	ER	SO	BB	IBB	HBP	BLK	WP	HR	S	P	ERA	WHIP

Atlanta Braves @ Cleveland Indians

Chain of Lakes Park, Winter Haven, FL

Sat Mar 24 2007, 1:05 PM EDT

Att. 5,966 - Partly Cloudy - 81 F

BOTTOM

Batter	1	2	3	4	5	6	7	8	9	AB	R	H	RBI	BB	SO	LOB
29 Josh Barfield, R (1, 4) OBP: 0.386, SLG: 0.350	0-0 48 F8 WP 25 1B 1B	0-0 G4-3			4-0 48 G4-3 25 HR BB		0-0 F9			3	2	1	0	1	0	0
11 Luis Rivas, R (8, 4) OBP: 0.216, SLG: 0.294										0	0	0	0	0	0	0
Trot Nixon, L (1, 9) OBP: 0.345, SLG: 0.217	4-0 20 WP 25 1B 2 SF7 1-2 BB		0-0 F7		0-0 P3		0-0 F9			3	1	0	0	1	0	1
48 Travis Hafner, L (1, 3) OBP: 0.354, SLG: 0.317	0-0 F8 2-3		0-0 25 G4-3 25 WP 1B		0-0 G4-3 1-2		0-0 G3-1			3	0	1	0	0	0	3
23 Mike Rose, S (6, 3) OBP: 0.292, SLG: 0.458										1	0	0	0	0	0	0
25 Ryan Garko, R (1, 10) OBP: 0.296, SLG: 0.444	0-0 20 WP 1-2 3-H 1B		1-0 G4-3 1-3		0-0 2-H HR			0-0 G1-3		4	1	2	3	0	0	1
20 David Dellucci, L (1, 7) OBP: 0.419, SLG: 0.667	4-0 1-2 2-3 BB		0-0 F8		0-0 F7			0-3 K		3	0	0	0	1	1	1
2 Jhonny Peralta, R (1, 6) OBP: 0.302, SLG: 0.325	0-0 SF7 3-H			0-0 G6-3		0-0 F8		0-0 G4-3		3	0	0	1	0	0	0
30 Andy Marte, R (1, 5) OBP: 0.327, SLG: 0.455	0-3 K			0-0 1B		0-0 2B				3	0	2	0	0	1	2
65 Ben Francisco, R (1, 8) OBP: 0.341, SLG: 0.605		0-0 F8		0-0 F8		0-3 K				3	0	0	0	0	1	2
10 Kelly Shoppach, R (1, 2) OBP: 0.233, SLG: 0.286		0-0 G6-3		0-0 F7		0-0 G6-3				3	0	0	0	0	0	2
Inning Stats	R: 2 E: 0 K: 1 S: 7 H: 2 LOB: 2 BB: 0 P: 15	R: 0 E: 0 K: 0 S: 3 H: 0 LOB: 0 BB: 0 P: 3	R: 0 E: 0 K: 0 S: 4 H: 1 LOB: 1 BB: 0 P: 5	R: 0 E: 0 K: 0 S: 4 H: 1 LOB: 1 BB: 0 P: 4	R: 2 E: 0 K: 0 S: 4 H: 1 LOB: 0 BB: 1 P: 8	R: 0 E: 0 K: 1 S: 6 H: 1 LOB: 1 BB: 0 P: 6	R: 0 E: 0 K: 0 S: 3 H: 0 LOB: 0 BB: 0 P: 3	R: 0 E: 0 K: 1 S: 5 H: 0 LOB: 0 BB: 0 P: 5		1B: 4 2B: 1 3B: 0 HR: 1	SF: 1 SAC: 0 DP: 0 HBP: 0						

livebaseballscorecards.com

	AB	29
	R	4
	H	6
	RBI	4
	BB	3
	SO	3
	LOB	12

WP: 3 PB: 0 SB: 0 CS: 0 PA: 33

PITCHER		IP	WLS	BF	H	R	ER	SO	BB	IBB	HBP	BLK	WP	HR	S	P	ERA	WHIP
65 Buddy Carlyle, R ERA: 1.29	(1, 1)	4.0		18	4	2	2	1	2	0	0	0	3	0	18	27	4.50	1.500
Tyler Yates, R ERA: 5.63	(5, 1)	1.0	L	5	1	2	2	0	1	0	0	0	0	1	4	8	18.00	2.000
54 Chad Paronto, R ERA: 2.79	(6, 1)	1.0		4	1	0	0	1	0	0	0	0	0	0	6	6	0.00	1.000
Blaine Boyer, R ERA: 1.29	(7, 1)	1.0		3	0	0	0	0	0	0	0	0	0	0	3	3	0.00	0.000
58 Peter Moylan, R ERA: 3.38	(8, 1)	1.0		3	0	0	0	1	0	0	0	0	0	0	5	5	0.00	0.000

PITCHER	IP	WLS	BF	H	R	ER	SO	BB	IBB	HBP	BLK	WP	HR	S	P	ERA	WHIP

Batter	1	2	3	4	5	6	7	8	9	AB	R	H	RBI	BB	SO	LOB
2 Kelly Johnson, L (1, 4) OBP: 0.357, SLG: 0.490	C B B B B 4-1 11 2B BB		B B B B 4-0 11 E BB		x 0-0 1-2 1B		x 0-0 3-H 2B		x 0-0 G4-3	2	0	2	1	2	0	0
J.C. Holt, L (7, 4)										1	0	0	0	0	0	0
11 Edgar Renteria, R (1, 10) OBP: 0.375, SLG: 0.385	x 0-0 1-3 2B		x 0-0 FC5 72 G5-4-3 1-2		x 0-0 F7		S S S 0-3 K		x 0-0 72 2B 1B	3	0	1	0	0	0	3
68 Jarrod Saltalamacchia, C (8, PH) OBP: 0.364, SLG: 0.400										2	0	1	0	0	1	1
(7, 10)																
72 Yunel Escobar, R (1, 6) OBP: 0.413, SLG: 0.488	x 0-0 F8		x 0-0 G5-4-3 1-2f		x 0-0 G1-3			x 0-0 91 E 63 2B 1B	x 0-0 1-3 2B	5	1	2	0	0	0	6
7 Jeff Francoeur, R (1, 9) OBP: 0.321, SLG: 0.528	x 0-0 P3			x 0-0 G3		x 0-0 G4-3		x 0-0 E5 63 2B 27 SF7 1-2	B B B B 4-0 BB	3	0	0	0	0	0	2
91 Bill McCarthy, R (6, 9) OBP: 0.417, SLG: 0.455										1	1	0	0	1	0	1
16 Brian McCann, L (1, 2) OBP: 0.302, SLG: 0.512	S S S 0-3 K			x 0-0 G3		x 0-0 F7		x 0-0 1-3 2-H 2B	x 0-0 G6-3	3	0	0	0	0	1	2
63 Corky Miller, R (6, 2) OBP: 0.375, SLG: 0.476										2	0	1	1	0	0	3
27 T.J. Bohn, R (1, 8) OBP: 0.310, SLG: 0.278		x 0-0 G4-3		x 0-0 2B		x 0-0 G6-3		x 0-0 SF7 3-H		3	0	1	1	0	0	0
20 Scott Thorman, L (1, 3) OBP: 0.304, SLG: 0.415	S S S 0-3 K		x 0-0 P4			x 0-0 G4-3 2 2B 2B	S S S 0-3 K		x 0-0 G3	4	1	1	0	0	2	2
Willy Aybar, S (1, 5) OBP: 0.308, SLG: 0.538	x 0-0 G6-3			x 0-0 G6-3			x 0-0 G4-3 2-3	x 0-0 F9		3	0	0	0	0	0	1
Elvis Andrus, R (8, PH) (8, 5)										1	0	0	0	0	0	1
64 Doug Clark, L (1, 7) OBP: 0.500, SLG: 0.522			x 0-0 F8		x 0-0 2 1B 1B		C C C 0-3 K		x 0-0 G3	4	0	1	0	0	1	1

TOP

Atlanta Braves @ Detroit Tigers

Joker Marchant Stadium, Lakeland, FL

Sat Mar 24 2007, 1:05 PM EDT

Att. 6,203 - Sunny - 81 F

livebaseballscorecards.com

AB	37
R	3
H	10
RBI	3
BB	3
SO	5
LOB	23

Inning Stats	1	2	3	4	5	6	7	8	9
	R: 0 E: 0 K: 1 S: 7	H: 1 LOB: 2 BB: 1 P: 11	R: 0 E: 0 K: 1 S: 5	H: 0 LOB: 0 BB: 0 P: 5	R: 0 E: 1 K: 0 S: 3	H: 0 LOB: 1 BB: 1 P: 7	R: 0 E: 0 K: 0 S: 4	H: 1 LOB: 1 BB: 0 P: 4	R: 0 E: 0 K: 0 S: 5	H: 2 LOB: 2 BB: 0 P: 5	R: 0 E: 0 K: 0 S: 3	H: 0 LOB: 0 BB: 0 P: 3	R: 1 E: 0 K: 2 S: 9	H: 2 LOB: 1 BB: 0 P: 9	R: 2 E: 1 K: 1 S: 8	H: 2 LOB: 1 BB: 0 P: 8	R: 0 E: 0 K: 0 S: 5	H: 2 LOB: 3 BB: 1 P: 9

| | | | | | | | | | | | | | | | |

Atlanta Braves @ Detroit Tigers

Joker Marchant Stadium, Lakeland, FL

Sat Mar 24 2007, 1:05 PM EDT

Att. 6,203 - Sunny - 81 F

BOTTOM

Batter	1	2	3	4	5	6	7	8	9	AB	R	H	RBI	BB	SO	LOB
28 Curtis Granderson, L (1, 8) OBP: 0.305, SLG: 0.453	G3-1		3 1B 2B		P3		K			4	1	1	0	0	1	4
14 Placido Polanco, R (1, 4) OBP: 0.560, SLG: 0.634 19 Kevin Hooper, R (7, 4) OBP: 0.211, SLG: 0.167	BB		K		G5-4-3 1-2f			G4-3		2 1	0 0	0 0	0 0	1 0	1 0	3 0
3 Gary Sheffield, R (1, 10) OBP: 0.444, SLG: 0.447 Jeff Kunkel, S (8, PH) (9, 10)	P4		2-H 1B			G6-3		F9		3 1	0 0	1 0	1 0	0 0	0 0	1 0
9 Carlos Guillen, S (1, 6) OBP: 0.300, SLG: 0.349 Mark Haske, L (3, PH) (4, 6)	G4-3		F8			F8		K		1 3	0 0	0 0	0 0	0 0	0 1	1 1
Sean Casey, L (1, 3) OBP: 0.277, SLG: 0.378 Wilkin Ramirez, R (7, 7)		G3		K2-3		F7			K	3 1	0 0	0 0	0 0	0 0	1 1	0 0
33 Marcus Thames, R (1, 7) OBP: 0.333, SLG: 0.513 (7, 7)		K		F8			F8		15 G5-4-3 BB	3	0	0	0	1	1	0
15 Brandon Inge, R (1, 5) OBP: 0.356, SLG: 0.360		1B		K			1B		G5-4-3 1-2f	4	0	2	0	0	1	1
13 Vance Wilson, R (1, 2) OBP: 0.378, SLG: 0.500 72 Steve Torrealba, R (4, 2) OBP: 0.308, SLG: 0.417		G5-3			BB 1B		P5			1 2	0 0	0 1	0 0	0 0	0 0	1 1
David Espinosa, S (1, 9) OBP: 0.500, SLG: 0.400			F9		14 G5-4-3 BB 1-2		1B 1-2			2	0	1	0	1	0	0
Inning Stats	R: 0 E: 0 K: 0 S: 3 H: 0 LOB: 1 BB: 1 P: 7	R: 0 E: 0 K: 1 S: 6 H: 1 LOB: 1 BB: 0 P: 6	R: 1 E: 0 K: 1 S: 9 H: 2 LOB: 1 BB: 0 P: 9	R: 0 E: 0 K: 2 S: 7 H: 0 LOB: 0 BB: 0 P: 7	R: 0 E: 0 K: 0 S: 3 H: 1 LOB: 1 BB: 1 P: 7	R: 0 E: 0 K: 0 S: 3 H: 0 LOB: 0 BB: 0 P: 3	R: 0 E: 0 K: 1 S: 7 H: 2 LOB: 2 BB: 0 P: 7	R: 0 E: 0 K: 1 S: 5 H: 0 LOB: 0 BB: 0 P: 5	R: 0 E: 0 K: 1 S: 4 H: 0 LOB: 0 BB: 1 P: 8	1B: 5 2B: 1 3B: 0 HR: 0 SF: 0 SAC: 0 DP: 2 HBP: 0						

livebaseballscorecards.com

AB	31
R	1
H	6
RBI	1
BB	3
SO	7
LOB	13

PITCHER		IP	WLS	BF	H	R	ER	SO	BB	IBB	HBP	BLK	WP	HR	S	P	ERA	WHIP
15 Tim Hudson, R ERA: 1.71	(1, 1)	6.0		23	4	1	1	4	2	0	0	0	0	0	31	39	1.50	1.000
39 Rafael Soriano, R ERA: 1.29	(7, 1)	1.0	W	5	2	0	0	1	0	0	0	0	0	0	7	7	0.00	2.000
Oscar Villarreal, R ERA: 7.0	(8, 1)	1.0	H	3	0	0	0	1	0	0	0	0	0	0	5	5	0.00	0.000
49 Macay McBride, L ERA: 4.35	(9, 1)	1.0	S	3	0	0	0	1	1	0	0	0	0	0	4	8	0.00	1.000

PITCHER	IP	WLS	BF	H	R	ER	SO	BB	IBB	HBP	BLK	WP	HR	S	P	ERA	WHIP

Batter	1	2	3	4	5	6	7	8	9	AB	R	H	RBI	BB	SO	LOB
Felipe Lopez, S (1, 4) OBP: 0.214, SLG: 0.255	BBB 4-0 G4-6-3 BB		x 0-0 ② G6-3		x 0-0 ③ G1-3		x 0-0 ③ F8			2	0	0	0	1	0	1
Jon Rauch, R (5, 1)										0	0	0	0	0	0	0
13 Robert Fick, L (6, 3) OBP: 0.333, SLG: 0.400										1	0	0	0	0	0	1
Brian Schneider, L (1, 2) OBP: 0.370, SLG: 0.577	x 0-0 ①② G4-6-3 1-2f		x 0-0 E6			x 0-0 25 BB 1B		SSS 0-3 ① K		2	0	0	0	0	0	1
3 Jesus Flores, R (3, PR) OBP: 0.538, SLG: 0.840										2	0	1	0	0	1	0
(3, 2)																
11 Ryan Zimmerman, R (1, 5) OBP: 0.441, SLG: 0.714	x 0-0 ③ F9		x 0-0 ③ L5			SSS 0-3 ① K		CCC 0-3 ② K		3	0	0	0	0	1	2
10 Ronnie Belliard, R (6, 5) OBP: 0.289, SLG: 0.417										1	0	0	0	0	1	0
25 Austin Kearns, R (1, 9) OBP: 0.429, SLG: 0.364		x 0-0 BB 1B		x 0-0 ① L5		BBB 4-0 1-2 BB		SSS 0-3 ③ K		2	0	1	0	1	0	0
77 Abraham Nunez, S (6, PR) OBP: 0.293, SLG: 0.343										1	0	0	0	0	1	0
(6, 8)																
21 Dmitri Young, S (1, 3) OBP: 0.348, SLG: 0.571		x 0-0 ① F9		SSS 0-3 ② K		x 0-0 ② F9			SSS 0-3 ① K	3	0	0	0	0	1	3
59 Micah Bowie, L (6, 1)										0	0	0	0	0	0	0
75 Mike Bacsik, L (7, 1)										0	0	0	0	0	0	0
43 Jesus Colome, R (8, 1)										0	0	0	0	0	0	0
5 Kory Casto, L (9, PH) OBP: 0.415, SLG: 0.400										1	0	0	0	0	1	0
Ryan Church, L (1, 8) OBP: 0.293, SLG: 0.308		BBB 4-0 1-2 BB		x 0-0 ③ G6-3		SSS 0-3 ③ K			x 0-0 F8 1B	3	0	1	0	1	1	2
(6, 9)																
Josh Wilson, R (1, 6) OBP: 0.460, SLG: 0.463	x 0-0 ② F4				x 0-0 ① F9		CCC 0-3 ① K		x 0-0 1-2 1B	4	0	1	0	0	1	2
Chris Snelling, L (1, 7) OBP: 0.373, SLG: 0.512	SSS 0-3 ③ K				x 0-0 ② F8		x 0-0 ② F7		x 0-0 ② F8 2-3	4	0	0	0	0	1	4
47 Matt Chico, L (1, 1) OBP: 0.500, SLG: 0.500			x 0-0 ① F7		BBB 4-0 BB		x 0-0 2B		x 0-0 ③ G4-3	1	0	0	0	0	0	0
34 Ray King, L (4, 1)										0	0	0	0	0	0	0
4 D'Angelo Jimenez, S (5, PH) OBP: 0.381, SLG: 0.361										2	0	1	0	1	0	2
(5, 4)																
Inning Stats	R: 0 H: 0 E: 0 LOB: 0 K: 0 BB: 1 S: 2 P: 6	R: 0 H: 1 E: 0 LOB: 2 K: 1 BB: 1 S: 6 P: 10	R: 0 H: 0 E: 1 LOB: 1 K: 0 BB: 0 S: 4 P: 4	R: 0 H: 0 E: 0 LOB: 0 K: 1 BB: 0 S: 5 P: 5	R: 0 H: 0 E: 0 LOB: 1 K: 0 BB: 1 S: 3 P: 7	R: 0 H: 1 E: 0 LOB: 2 K: 2 BB: 1 S: 8 P: 12	R: 0 H: 1 E: 0 LOB: 1 K: 1 BB: 0 S: 6 P: 6	R: 0 H: 0 E: 0 LOB: 0 K: 3 BB: 0 S: 9 P: 9	R: 0 H: 2 E: 0 LOB: 2 K: 1 BB: 0 S: 7 P: 7	1B: 4 SF: 0 2B: 1 SAC: 0 3B: 0 DP: 1 HR: 0 HBP: 0						

PITCHER		IP	WLS	BF	H	R	ER	SO	BB	IBB	HBP	BLK	WP	HR	S	P	ERA	WHIP
36 Chuck James, L ERA: 1.8	(1, 1)	6.0	W	24	2	0	0	4	4	0	0	0	0	0	28	44	0.00	1.000
28 Bob Wickman, R ERA: 2.25	(7, 1)	1.0		4	1	0	0	1	0	0	0	0	0	0	6	6	0.00	1.000
39 Rafael Soriano, R ERA: 1.13	(8, 1)	1.0		3	0	0	0	3	0	0	0	0	0	0	9	9	0.00	0.000
49 Macay McBride, L ERA: 3.97	(9, 1)	1.0		5	2	0	0	1	0	0	0	0	0	0	7	7	0.00	2.000

PITCHER	IP	WLS	BF	H	R	ER	SO	BB	IBB	HBP	BLK	WP	HR	S	P	ERA	WHIP

Washington Nationals @ Atlanta Braves

Ballpark at Disney's Wide World of Sports, Lake Buena Vista, FL

Sun Mar 25 2007, 1:05 PM EDT

Att. 9,593 - Sunny - 82 F

livebaseballscorecards.com

AB	32
R	0
H	5
RBI	0
BB	4
SO	9
LOB	18

WP: 0	PA: 36		
PB: 0			
SB: 0			
CS: 0			

BOTTOM

Washington Nationals @ Atlanta Braves

Sun Mar 25 2007, 1:05 PM EDT
Att. 9,593 - Sunny - 82 F

Ballpark at Disney's Wide World of Sports, Lake Buena Vista, FL

livebaseballscorecards.com

Batter	1	2	3	4	5	6	7	8	9	AB	R	H	RBI	BB	SO	LOB
2 Kelly Johnson, L (1, 4) OBP: 0.339, SLG: 0.462	G1-3	L5		K	G5-4-3 1-2f			F7		3	0	0	0	0	1	2
Chris Woodward, R (5, 4) OBP: 0.158, SLG: 0.211										2	0	0	0	0	0	2
11 Edgar Renteria, R (1, 6) OBP: 0.392, SLG: 0.405	G4-3		10 HR 1B	7 1B 4 BB 1B		G4-3		F9		3	1	2	0	0	0	0
72 Yunel Escobar, R (5, 6) OBP: 0.396, SLG: 0.467										2	0	0	0	0	0	0
10 Chipper Jones, S (1, 5) OBP: 0.400, SLG: 0.667	K		1-H HR	7 1B 1-2 BB		K		F8		2	1	1	2	0	1	0
4 Pete Orr, L (4, 5) OBP: 0.436, SLG: 0.429										1	0	0	0	1	1	0
8 Brayan Peña, S (7, 5) OBP: 0.313, SLG: 0.419										1	0	0	0	0	0	0
16 Brian McCann, L (1, 2) OBP: 0.277, SLG: 0.467		P4	P6	F9		G6-3				4	0	0	0	0	0	2
7 Jeff Francoeur, R (1, 9) OBP: 0.322, SLG: 0.518	K	F9	1-2 2-3 1B				P6			3	0	1	0	0	1	0
64 Doug Clark, L (5, 9) OBP: 0.480, SLG: 0.500										1	0	0	0	0	0	0
20 Scott Thorman, L (1, 3) OBP: 0.333, SLG: 0.429	23 1B 1B	23 1B 36 1B S 1B	K				23 FC1-6 22 1B BB			3	2	2	0	1	1	3
Ryan Langerhans, L (1, 8) OBP: 0.440, SLG: 0.545	36 E 23 1B 1-2 1B	36 1B 23 1B 1-2 BB			23 1B BB		23 FC1-6 1-2 1B			1	2	1	0	2	0	0
22 Willie Harris, L (6, 8) OBP: 0.357, SLG: 0.368										1	0	1	0	0	0	0
23 Matt Diaz, R (1, 7) OBP: 0.288, SLG: 0.314	36 E 1-2 2-H 1B	36 1B 1-2 2-3 1B			G5-4-3 1-2 1B		FC1-6 1-2f 2-3			4	0	3	1	0	0	2
36 Chuck James, L (1, 1) OBP: 0.222, SLG: 0.222	E3 1-2 2-H	1-3 2-H 3-H 1B			K		G6-3			3	0	1	2	0	1	3
28 Bob Wickman, R (7, 1)										0	0	0	0	0	0	0
Craig Wilson, R (7, PH) OBP: 0.235, SLG: 0.400										1	0	0	0	0	0	2
39 Rafael Soriano, R (8, 1)										0	0	0	0	0	0	0
49 Macay McBride, L (9, 1)										0	0	0	0	0	0	0
Inning Stats	R: 0 E: 0 K: 1 S: 5 H: 0 LOB: 0 BB: 0 P: 5	R: 2 E: 1 K: 1 S: 9 H: 3 LOB: 2 BB: 0 P: 9	R: 4 E: 0 K: 0 S: 7 H: 5 LOB: 2 BB: 1 P: 11	R: 0 E: 0 K: 2 S: 9 H: 2 LOB: 3 BB: 1 P: 13	R: 0 E: 0 K: 1 S: 5 H: 1 LOB: 1 BB: 1 P: 9	R: 0 E: 0 K: 1 S: 5 H: 0 LOB: 0 BB: 0 P: 5	R: 0 E: 0 K: 0 S: 4 H: 1 LOB: 2 BB: 1 P: 8	R: 0 E: 0 K: 0 S: 3 H: 0 LOB: 0 BB: 0 P: 3		1B: 11 2B: 0 3B: 0 HR: 1 SF: 0 SAC: 0 DP: 1 HBP: 0				WP: 0 PB: 0 SB: 1 CS: 0 PA: 39		

	AB	35
	R	6
	H	12
	RBI	5
	BB	4
	SO	6
	LOB	16

PITCHER		IP	WLS	BF	H	R	ER	SO	BB	IBB	HBP	BLK	WP	HR	S	P	ERA	WHIP
47 Matt Chico, L ERA: 4.76	(1, 1)	3.2	L	23	10	6	5	3	2	0	0	0	0	1	27	35	12.27	3.273
34 Ray King, L ERA: 4.91	(4, 1)	0.1		1	0	0	0	1	0	0	0	0	0	0	3	3	0.00	0.000
Jon Rauch, R ERA: 2.84	(5, 1)	1.0		4	1	0	0	1	1	0	0	0	0	0	5	9	0.00	2.000
59 Micah Bowie, L ERA: 2.16	(6, 1)	1.0		3	0	0	0	1	0	0	0	0	0	0	5	5	0.00	0.000
75 Mike Bacsik, L ERA: 6.52	(7, 1)	1.0		5	1	0	0	0	1	0	0	0	0	0	4	8	0.00	2.000

PITCHER		IP	WLS	BF	H	R	ER	SO	BB	IBB	HBP	BLK	WP	HR	S	P	ERA	WHIP
43 Jesus Colome, R ERA: 2.84	(8, 1)	1.0		3	0	0	0	0	0	0	0	0	0	0	3	3	0.00	0.000

Atlanta Braves @ Houston Astros

Osceola County Stadium, Kissimmee, FL

Mon Mar 26 2007, 1:05 PM EDT

Att. 3,427 - Sunny - 76 F

TOP

livebaseballscorecards.com

Batter	1	2	3	4	5	6	7	8	9	AB	R	H	RBI	BB	SO	LOB
4 Pete Orr, L (1, 5) OBP: 0.405, SLG: 0.405	F7		G4-3		SF7 2-H	G4-3			P4	2	0	0	1	0	0	0
72 Yunel Escobar, R (5, 5) OBP: 0.380, SLG: 0.447										2	0	0	0	0	0	1
22 Willie Harris, L (1, 9) OBP: 0.362, SLG: 0.341 (7, 8)	BB			1B 2B BB	K	K			G4-3	3	1	0	0	2	2	0
Chris Woodward, R (1, 6) OBP: 0.217, SLG: 0.304	F8			2B 24 SF7 1-3 1B	G5-3	2B				4	1	2	0	0	0	1
Diory Hernandez, R (7, PR) (7, 6)										0	0	0	0	0	0	0
Andruw Jones, R (1, 8) OBP: 0.396, SLG: 0.429	K			1-3 3-H 2B		K	K			4	0	1	1	0	3	2
91 Bill McCarthy, R (7, 9) OBP: 0.417, SLG: 0.455										0	0	0	0	0	0	0
Craig Wilson, R (1, 3) OBP: 0.259, SLG: 0.404		P3		HBP		64 2B 24 1B 1B	G4-3			2	1	1	0	0	0	0
20 Scott Thorman, L (6, 3) OBP: 0.328, SLG: 0.421										1	0	0	0	0	0	1
64 Doug Clark, L (1, 7) OBP: 0.483, SLG: 0.536		F8		K		24 1B 1-3 2B		24 G4-6-3 1B		4	1	2	0	0	1	3
24 Martín Prado, R (1, 4) OBP: 0.413, SLG: 0.488		F9		SF7 3-H		2B 2-H 3-H 1B		G4-6-3 1-2f 1-H 1-2		3	1	1	3	0	0	1
Tyler Yates, R (8, 1)										0	0	0	0	0	0	0
77 Ryan Basner, R (9, 1)										0	0	0	0	0	0	0
98 J.B. Miadich, R (9, 1)										0	0	0	0	0	0	0
63 Corky Miller, R (1, 2) OBP: 0.321, SLG: 0.400			G6-3	P3		F9		G3		4	0	0	0	0	0	3
40 Lance Cormier, R (1, 1)			K2-3		4 WP 4 SF7 2B	2B			K	0	0	0	0	0	0	0
97 Rich Scalamandre, R (2, 1)										1	0	0	0	0	1	0
58 Peter Moylan, R (4, 1) OBP: 1.000, SLG: 2.000										1	1	1	0	0	0	0
Ryan Langerhans, L (6, PH) OBP: 0.451, SLG: 0.578										1	0	1	1	0	0	0
37 Steve Colyer, L (6, 1)										0	0	0	0	0	0	0
Wes Timmons, R (8, 4) OBP: 0.500, SLG: 0.500										1	0	0	0	0	1	0
Inning Stats	R: 0 E: 0 K: 1 S: 5 H: 0 LOB: 1 BB: 1 P: 9	R: 0 E: 0 K: 0 S: 3 H: 0 LOB: 0 BB: 0 P: 3	R: 0 E: 0 K: 1 S: 5 H: 0 LOB: 0 BB: 0 P: 5	R: 2 E: 0 K: 1 S: 7 H: 2 LOB: 2 BB: 1 P: 13	R: 1 E: 0 K: 1 S: 6 H: 1 LOB: 0 BB: 0 P: 7	R: 3 E: 0 K: 1 S: 9 H: 4 LOB: 1 BB: 0 P: 9	R: 0 E: 0 K: 2 S: 8 H: 1 LOB: 1 BB: 0 P: 8	R: 0 E: 0 K: 0 S: 3 H: 1 LOB: 0 BB: 0 P: 3	R: 0 E: 0 K: 1 S: 5 H: 0 LOB: 0 BB: 0 P: 5	1B: 4 2B: 5 3B: 0 HR: 0 SF: 2 SAC: 0 DP: 1 HBP: 1	WP: 1 PB: 0 SB: 0 CS: 0 PA: 38					

	AB	33
	R	6
	H	9
	RBI	6
	BB	2
	SO	8
	LOB	12

PITCHER		IP	WLS	BF	H	R	ER	SO	BB	IBB	HBP	BLK	WP	HR	S	P	ERA	WHIP
Woody Williams, R ERA: 9.92	(1, 1)	5.1	L	24	5	5	5	5	2	0	1	0	1	0	31	42	8.44	1.312
70 Jose Rodriguez, R ERA: 5.4	(6, 1)	0.2		4	2	1	1	0	0	0	0	0	0	0	4	4	13.50	3.000
Chad Qualls, R ERA: 3.86	(7, 1)	1.0		4	1	0	0	2	0	0	0	0	0	0	8	8	0.00	1.000
58 Dave Borkowski, R ERA: 3.55	(8, 1)	2.0		6	1	0	0	1	0	0	0	0	0	0	8	8	0.00	0.500

PITCHER	IP	WLS	BF	H	R	ER	SO	BB	IBB	HBP	BLK	WP	HR	S	P	ERA	WHIP

BOTTOM

Atlanta Braves @ Houston Astros

Osceola County Stadium, Kissimmee, FL

Mon Mar 26 2007, 1:05 PM EDT

Att. 3,427 - Sunny - 76 F

Batter	1	2	3	4	5	6	7	8	9	AB	R	H	RBI	BB	SO	LOB
Craig Biggio, R (1, 4) OBP: 0.333, SLG: 0.400	G6-3		L5			F7			HR	3	0	0	0	0	0	0
Chad Qualls, R (7, 1)										0	0	0	0	0	0	0
4 Eric Bruntlett, R (8, 7) OBP: 0.345, SLG: 0.347										1	1	1	1	0	0	0
28 Adam Everett, R (1, 6) OBP: 0.229, SLG: 0.190	G6-3			17 S 17 1B 1B		P3			G6-3	4	1	1	0	0	0	0
17 Lance Berkman, S (1, 3) OBP: 0.358, SLG: 0.468	F7			1-0 45 G6-4-3 1-H 1B			K 45 G4-6-3		HBP 16 BB 2B	4	1	2	1	0	1	0
45 Carlos Lee, R (1, 7) OBP: 0.422, SLG: 0.548		F9		G6-4-3 1-2f			G4-6-3 1-2f		16 BB 13 BB HBP BB	3	0	0	0	0	0	2
58 Dave Borkowski, R (8, 1)										0	0	0	0	0	0	0
Orlando Palmeiro, L (9, PH) OBP: 0.556, SLG: 0.533										0	1	0	0	1	0	0
Luke Scott, L (1, 9) OBP: 0.322, SLG: 0.453		G3-1		G3			G4-3		F8	4	0	0	0	0	0	2
Morgan Ensberg, R (1, 5) OBP: 0.375, SLG: 0.510		E6 16 2B 2-1			G5-3			K 13 BB 16 BB 1-2 2-3 HBP		3	0	0	0	0	1	0
16 Jason Lane, R (1, 8) OBP: 0.323, SLG: 0.589		1-3 2B			G5-3			K 1-2 2-3 3-H BB	13 BB	3	0	1	1	1	1	0
Brad Ausmus, R (1, 2) OBP: 0.343, SLG: 0.455	2-1 3-H		P3		F8			1B	1-2 2-3 3-H BB	3	0	1	0	0	0	0
13 Eric Munson, L (9, 2) OBP: 0.477, SLG: 0.553										0	0	0	1	1	0	0
Woody Williams, R (1, 1)			F9			K		F9	F8	1	0	0	0	0	0	0
70 Jose Rodriguez, R (6, 1)										0	0	0	0	0	0	0
2 Chris Burke, R (6, PH) (7, 4) OBP: 0.246, SLG: 0.281										3	0	0	0	0	1	4
Inning Stats	R: 0 E: 0 K: 0 S: 3 H: 0 LOB: 0 BB: 0 P: 3	R: 0 E: 1 K: 0 S: 4 H: 1 LOB: 2 BB: 0 P: 5	R: 0 E: 0 K: 0 S: 3 H: 0 LOB: 0 BB: 0 P: 3	R: 1 E: 0 K: 0 S: 4 H: 2 LOB: 0 BB: 0 P: 5	R: 0 E: 0 K: 0 S: 3 H: 0 LOB: 0 BB: 0 P: 3	R: 0 E: 0 K: 1 S: 5 H: 0 LOB: 0 BB: 0 P: 5	R: 0 E: 0 K: 1 S: 5 H: 0 LOB: 0 BB: 0 P: 5	R: 0 E: 0 K: 2 S: 8 H: 1 LOB: 1 BB: 0 P: 8	R: 3 E: 0 K: 0 S: 5 H: 2 LOB: 3 BB: 3 P: 19	1B: 3 2B: 2 3B: 0 HR: 1 SF: 0 SAC: 0 DP: 2 HBP: 1						

livebaseballscorecards.com

AB	32
R	4
H	6
RBI	4
BB	3
SO	4
LOB	8

WP: 1 PB: 0 SB: 1 CS: 0 PA: 36

PITCHER		IP	WLS	BF	H	R	ER	SO	BB	IBB	HBP	BLK	WP	HR	S	P	ERA	WHIP
40 Lance Cormier, R ERA: 1.15	(1, 1)	1.2		6	0	0	0	0	0	0	0	0	0	0	6	6	0.00	0.000
97 Rich Scalamandre, R ERA:	(2, 1)	1.1	W	5	1	0	0	0	0	0	0	0	0	0	4	5	0.00	0.750
58 Peter Moylan, R ERA: 3.6	(4, 1)	2.0	H	7	2	1	1	0	0	0	0	0	0	0	7	8	4.50	1.000
37 Steve Colyer, L ERA: 3.6	(6, 1)	2.0		6	0	0	0	2	0	0	0	0	1	0	10	10	0.00	0.000
Tyler Yates, R ERA: 5.0	(8, 1)	1.0		4	1	0	0	2	0	0	0	0	0	0	8	8	0.00	1.000

PITCHER		IP	WLS	BF	H	R	ER	SO	BB	IBB	HBP	BLK	WP	HR	S	P	ERA	WHIP
77 Ryan Basner, R ERA: 40.5	(9, 1)	0.2		7	2	3	3	0	2	0	1	0	0	1	4	14	40.50	6.000
98 J.B. Miadich, R ERA:	(9, 1)	0.1	S	2	0	0	0	0	1	0	0	0	0	0	1	5	0.00	3.000

Batter	1	2	3	4	5	6	7	8	9	AB	R	H	RBI	BB	SO	LOB
28 Curtis Granderson, L (1, 8) OBP: 0.333, SLG: 0.476	G3	B1		30 BB 1B 1-3 1B		K		1-2 1B		5	0	2	0	0	1	0
Craig Monroe, R (1, 7) OBP: 0.389, SLG: 0.478	30 2B 1B BB	P4	P3			K		K		4	1	0	0	1	2	4
Ivan Rodriguez, R (1, 2) OBP: 0.429, SLG: 0.644	30 2B 1-2 1B	9 WP 30 1B 1B	30 BB 1-2 3-H 1B	F7		G3-1				4	2	3	1	0	0	0
54 Joel Zumaya, R (6, 1)										0	0	0	0	0	0	0
Andrew Kown, L (8, 1)										0	0	0	0	0	0	0
13 Vance Wilson, R (9, PH) OBP: 0.368, SLG: 0.486										1	0	0	0	0	0	0
Justin Justice, L (9, 9)										0	0	0	0	0	0	0
30 Magglio Ordonez, R (1, 9) OBP: 0.349, SLG: 0.418	9 1B 1-H 2-H G3 2B	9 WP 1-2 1B	BBB 4-0 1-2 2-3 BB	G6-3		HR				2	2	2	2	1	0	0
33 Marcus Thames, R (6, 9) OBP: 0.300, SLG: 0.511										2	1	1	1	0	0	0
94 Jose Mesa, R (9, 1)										0	0	0	0	0	0	0
9 Carlos Guillen, S (1, 6) OBP: 0.296, SLG: 0.340	E G3 2-3 1B	L3 1-2 2-3	F8	G6-3		G4-3				4	0	1	0	0	0	5
8 Neifi Perez, S (7, 6) OBP: 0.423, SLG: 0.381										1	0	0	0	0	0	0
Sean Casey, L (1, 3) OBP: 0.296, SLG: 0.404	G3 1-3 3-H	2-H 3-H 1B		2B		G1-3			L9	5	0	2	3	0	0	1
15 Brandon Inge, R (1, 5) OBP: 0.362, SLG: 0.345	K	F8		K				K2-3		4	0	0	0	0	3	3
20 Omar Infante, R (1, 4) OBP: 0.190, SLG: 0.267		K	E5 28 1B 1B	K				28 1B 1B		4	1	1	0	0	2	1
38 Jeremy Bonderman, R (1, 1)		K	K	K				F7		3	0	0	0	0	3	2
72 Steve Torrealba, R (6, 2) OBP: 0.286, SLG: 0.385										1	0	0	0	0	0	1
Inning Stats	R: 3 E: 1 K: 1 S: 8 H: 3 LOB: 1 BB: 1 P: 12	R: 0 E: 0 K: 2 S: 7 H: 0 LOB: 0 BB: 0 P: 7	R: 2 E: 0 K: 0 S: 6 H: 3 LOB: 1 BB: 0 P: 7	R: 1 E: 1 K: 1 S: 8 H: 2 LOB: 3 BB: 1 P: 12	R: 0 E: 0 K: 3 S: 10 H: 1 LOB: 1 BB: 0 P: 10	R: 0 E: 0 K: 2 S: 7 H: 0 LOB: 0 BB: 0 P: 7	R: 0 E: 0 K: 0 S: 3 H: 0 LOB: 0 BB: 0 P: 3	R: 0 E: 0 K: 2 S: 9 H: 2 LOB: 2 BB: 0 P: 9	R: 1 E: 0 K: 0 S: 4 H: 1 LOB: 0 BB: 0 P: 4	1B: 9 2B: 2 3B: 0 HR: 1 SF: 0 SAC: 0 DP: 0 HBP: 0						

PITCHER	IP	WLS	BF	H	R	ER	SO	BB	IBB	HBP	BLK	WP	HR	S	P	ERA	WHIP
29 John Smoltz, R (1, 1) ERA: 3.38	4.0	L	23	8	6	5	4	2	0	0	0	1	0	29	38	11.25	2.500
Oscar Villarreal, R (5, 1) ERA: 6.3	1.0		4	1	0	0	3	0	0	0	0	0	0	10	10	0.00	1.000
54 Chad Paronto, R (6, 1) ERA: 2.31	2.0		6	0	0	0	2	0	0	0	0	0	0	10	10	0.00	0.000
51 Michael Gonzalez, L (8, 1) ERA: 6.3	1.0		5	2	0	0	2	0	0	0	0	0	0	9	9	0.00	2.000
98 Zach Schreiber, R (9, 1) ERA: 9.0	1.0		4	1	1	1	0	0	0	0	0	0	1	4	4	9.00	1.000

PITCHER	IP	WLS	BF	H	R	ER	SO	BB	IBB	HBP	BLK	WP	HR	S	P	ERA	WHIP

TCDP

Detroit Tigers @ Atlanta Braves

Ballpark at Disney's Wide World of Sports, Lake Buena Vista, FL

Tue Mar 27 2007, 7:05 PM EDT
Att. 10,837 - Partly Cloudy - 76 F

livebaseballscorecards.com

AB	40
R	7
H	12
RBI	7
BB	2
SO	11
LOB	17

WP: 1 PB: 0 SB: 0 CS: 0 PA: 42

BOTTOM

Detroit Tigers @ Atlanta Braves

Tue Mar 27 2007, 7:05 PM EDT
Att. 10,837 - Partly Cloudy - 76 F

Ballpark at Disney's Wide World of Sports, Lake Buena Vista, FL

livebaseballscorecards.com

Batter	1	2	3	4	5	6	7	8	9	AB	R	H	RBI	BB	SO	LOB
2 Kelly Johnson, L (1, 4) OBP: 0.344, SLG: 0.444	G4-3		SF8 3-H		11 G6-4-3 BB		G5-3		1-2 BB	2	0	0	1	2	0	0
11 Edgar Renteria, R (1, 6) OBP: 0.389, SLG: 0.467	K		HR		G6-4-3 1-2f			P4	P6	3	1	1	1	0	1	2
54 Chad Paronto, R (6, 1)										0	0	0	0	0	0	0
51 Michael Gonzalez, R (8, 1)										0	0	0	0	0	0	0
Craig Wilson, R (8, PH) OBP: 0.255, SLG: 0.396										1	0	0	0	0	0	0
63 Corky Miller, R (9, 2) OBP: 0.310, SLG: 0.385										1	0	0	0	0	0	2
10 Chipper Jones, S (1, 5) OBP: 0.372, SLG: 0.615	G6-3		G4-3			F9		G4-3 2B		3	0	0	0	0	0	0
24 Martin Prado, R (7, 5) OBP: 0.426, SLG: 0.524										1	0	1	0	0	0	0
Andruw Jones, R (1, 8) OBP: 0.429, SLG: 0.533		16 E 1B		7 G5-4-3 16 1B		F9		G4-3		3	1	3	1	0	0	0
Ryan Langerhans, L (7, 8) OBP: 0.442, SLG: 0.565				1B		HR		2-3		1	0	0	0	0	0	1
16 Brian McCann, L (1, 2) OBP: 0.294, SLG: 0.531		G1-3 1-3		7 G5-4-3 1-2 1B		HR		G4-3		4	1	2	1	0	0	2
98 Zach Schreiber, R (9, 1)										0	0	0	0	0	0	0
7 Jeff Francoeur, R (1, 9) OBP: 0.306, SLG: 0.492		K		G5-4-3 1-2f 2-3		K			F7	3	0	0	0	0	2	3
64 Doug Clark, L (7, 9) OBP: 0.467, SLG: 0.517										1	0	0	0	0	0	0
20 Scott Thorman, L (1, 3) OBP: 0.308, SLG: 0.393		G6-3		K		K			K	4	0	0	0	0	3	2
23 Matt Diaz, R (1, 7) OBP: 0.321, SLG: 0.400			29 F9 2 SF8 2B		4 G3 2B		K		1B 2B	4	2	3	0	0	1	0
29 John Smoltz, R (1, 1)			F9 2-3		G3 2-3		G3		2 DI 2-H 1B	1	0	0	0	0	0	1
Oscar Villarreal, L (5, 1)										0	0	0	0	0	0	0
4 Pete Orr, L (5, PH) OBP: 0.395, SLG: 0.395										1	0	0	0	0	0	1
Chris Woodward, R (6, 6) OBP: 0.240, SLG: 0.320										2	0	1	1	0	0	0

	AB	35
	R	5
	H	11
	RBI	5
	BB	2
	SO	7
	LOB	14

Inning Stats	1	2	3	4	5	6	7	8	9	1B: 4	SF: 1	WP: 0	PA: 38
	R: 0 E: 0 K: 1 S: 5 H: 0 LOB: 0 BB: 0 P: 5	R: 0 E: 0 K: 1 S: 7 H: 1 LOB: 1 BB: 0 P: 7	R: 2 E: 0 K: 0 S: 5 H: 2 LOB: 0 BB: 0 P: 5	R: 0 E: 0 K: 1 S: 6 H: 2 LOB: 1 BB: 0 P: 6	R: 0 E: 0 K: 0 S: 3 H: 1 LOB: 1 BB: 1 P: 7	R: 2 E: 0 K: 2 S: 9 H: 2 LOB: 0 BB: 0 P: 9	R: 0 E: 0 K: 1 S: 5 H: 0 LOB: 0 BB: 0 P: 5	R: 0 E: 0 K: 0 S: 4 H: 1 LOB: 1 BB: 0 P: 4	R: 1 E: 0 K: 1 S: 7 H: 2 LOB: 2 BB: 1 P: 11	2B: 4 3B: 0 HR: 3	SAC: 0 DP: 2 HBP: 0	PB: 0 SB: 0 CS: 0	

PITCHER	IP	WLS	BF	H	R	ER	SO	BB	IBB	HBP	BLK	WP	HR	S	P	ERA	WHIP
38 Jeremy Bonderman, R (1, 1) ERA: 3.91	5.0	W	20	6	2	2	3	1	0	0	0	0	1	26	30	3.60	1.400
54 Joel Zumaya, R (6, 1) ERA: 1.64	2.0		8	2	2	2	3	0	0	0	0	0	2	14	14	9.00	1.000
Andrew Kown, R (8, 1) ERA:	1.0	H	4	1	0	0	0	0	0	0	0	0	0	4	4	0.00	1.000
94 Jose Mesa, R (9, 1) ERA: 5.11	1.0	S	6	2	1	1	1	1	0	0	0	0	0	7	11	9.00	3.000

PITCHER	IP	WLS	BF	H	R	ER	SO	BB	IBB	HBP	BLK	WP	HR	S	P	ERA	WHIP

Atlanta Braves @ New York Mets

Tradition Field, Port St. Lucie, FL

Wed Mar 28 2007, 1:10 PM EDT

Att. 5,848 - Partly Cloudy - 75 F

TOP

livebaseballscorecards.com

Batter	1	2	3	4	5	6	7	8	9	AB	R	H	RBI	BB	SO	LOB
2 Kelly Johnson, L (1, 4) OBP: 0.343, SLG: 0.429	G4-3	BBB 3-0 11 G6-4-3 1-2 BB		G3-1			G4-3		CCC 0-3 K	2	0	0	0	1	0	1
24 Martín Prado, R (4, 4) OBP: 0.408, SLG: 0.500										2	0	0	0	0	1	1
11 Edgar Renteria, R (1, 6) OBP: 0.386, SLG: 0.479	8 1B 2B	G6-4-3 1-2f			CCS 0-3 K			X 0-0 8 WP 8 1B 1B		3	1	1	0	0	1	1
72 Yunel Escobar, R (5, 6) OBP: 0.392, SLG: 0.458										1	1	1	0	0	0	0
8 Brayan Peña, S (1, 2) OBP: 0.333, SLG: 0.429	HBP 7 HR BB 2-H 1B	G4-3			F7			B X 1-0 22 WP 64 SF8 1-H 1B		4	2	2	2	0	0	0
Andruw Jones, R (1, 8) OBP: 0.424, SLG: 0.511	BBBB 4-0 HBP 7 HR 1-2 BB	CCC 0-3 K		CCC 0-3 K				BCCS 1-3 K 2-3		2	1	0	0	1	2	0
22 Willie Harris, L (5, 8) OBP: 0.354, SLG: 0.333										1	0	0	0	0	1	1
Ryan Langerhans, L (1, 7) OBP: 0.453, SLG: 0.565	H 1-0 7 HR 1-2 2-3 HBP	G3				G6-3		SF8 3-H		0	1	0	0	0	0	0
64 Doug Clark, L (1, 7) OBP: 0.424, SLG: 0.484										2	0	0	1	0	0	0
(4, 9)																
7 Jeff Francoeur, R (1, 9) OBP: 0.313, SLG: 0.541	1-H 2-H 3-H HR			P4		F9		L4		2	1	1	4	0	0	0
23 Matt Diaz, R (4, 7) OBP: 0.310, SLG: 0.386										2	0	0	0	0	0	0
Craig Wilson, R (1, 3) OBP: 0.254, SLG: 0.375	CCC 0-3 K			CCS 0-3 K		CCC 0-3 K			BBBB 4-0 BB	3	0	0	0	1	3	0
20 Scott Thorman, L (1, 10) OBP: 0.304, SLG: 0.400	G4-3			4 1B 2B			L9		F8	4	1	1	0	0	0	1
4 Pete Orr, L (1, 5) OBP: 0.422, SLG: 0.425		2 CS 1B		2-H 1B			G5-3		P3	2	0	2	1	0	0	0
Chris Woodward, R (4, 5) OBP: 0.222, SLG: 0.296										2	0	0	0	0	0	1

	AB	32
	R	8
	H	8
	RBI	8
	BB	3
	SO	8
	LOB	6

Inning Stats										
	R: 5 E: 0 K: 1 S: 8	H: 3 LOB: 0 BB: 1 P: 13	R: 0 E: 0 K: 0 S: 2	H: 1 LOB: 0 BB: 1 P: 5	R: 0 E: 0 K: 1 S: 5	H: 0 LOB: 0 BB: 0 P: 5	R: 1 E: 0 K: 1 S: 7	H: 2 LOB: 1 BB: 0 P: 7	R: 0 E: 0 K: 2 S: 7	H: 0 LOB: 0 BB: 0 P: 7
	R: 0 E: 0 K: 1 S: 5	H: 0 LOB: 0 BB: 0 P: 5	R: 0 E: 0 K: 0 S: 3	H: 0 LOB: 0 BB: 0 P: 3	R: 2 E: 0 K: 1 S: 7	H: 2 LOB: 0 BB: 0 P: 9	R: 0 E: 0 K: 1 S: 5	H: 0 LOB: 1 BB: 1 P: 9	1B: 5 2B: 2 3B: 0 HR: 1	SF: 1 SAC: 0 DP: 1 HBP: 1

WP: 2 PB: 0 SB: 0 CS: 1 PA: 37

PITCHER		IP	WLS	BF	H	R	ER	SO	BB	IBB	HBP	BLK	WP	HR	S	P	ERA	WHIP
39 Jon Adkins, R ERA: 10.38	(1, 1)	2.0	L	11	4	5	5	1	2	0	1	0	0	1	10	18	22.50	3.000
61 Chan Ho Park, R ERA: 7.04	(3, 1)	2.0		8	2	1	1	2	0	0	0	0	0	0	12	12	4.50	1.000
40 Ambiorix Burgos, R ERA: 7.04	(5, 1)	2.0		6	0	0	0	3	0	0	0	0	0	0	12	12	0.00	0.000
25 Pedro Feliciano, L ERA: 0.75	(7, 1)	1.0		3	0	0	0	0	0	0	0	0	0	0	3	3	0.00	0.000
Aaron Heilman, R ERA: 7.0	(8, 1)	1.0		5	2	2	2	1	0	0	0	0	2	0	7	9	18.00	2.000

PITCHER		IP	WLS	BF	H	R	ER	SO	BB	IBB	HBP	BLK	WP	HR	S	P	ERA	WHIP
13 Billy Wagner, L ERA: 5.73	(9, 1)	1.0		4	0	0	0	1	1	0	0	0	0	0	5	9	0.00	1.000

Atlanta Braves @ New York Mets

Tradition Field, Port St. Lucie, FL

Wed Mar 28 2007, 1:10 PM EDT

Att. 5,848 - Partly Cloudy - 75 F

livebaseballscorecards.com

BOTTOM

Batter	1	2	3	4	5	6	7	8	9	AB	R	H	RBI	BB	SO	LOB
7 José Reyes, S (1, 6) OBP: 0.402, SLG: 0.575 1 Anderson Hernandez, S (8, 6) OBP: 0.260, SLG: 0.178	BBBB 4-0 15 BB, 5 S, 18 G6-4-3, BB	X 0-0 5 S, 2-H, 1B			CCC 0-3 ① K		X 0-0 ③ F9			3 1 1 1 1 1 1 0 0 0 0 0 0 0						
5 David Wright, R (1, 5) OBP: 0.392, SLG: 0.364 3 Damion Easley, R (9, 5) OBP: 0.265, SLG: 0.250	BBBBB 4-0 18 G6-4-3, 15 BB, 16 1B, 1-2, BB	BCCS 1-3 ③ K, 1-2			X 0-0 ② F9			X 0-0 ① G6-3		3 1 0 0 1 1 1 0 0 0 0 0 0 0						
15 Carlos Beltrán, S (1, 8) OBP: 0.358, SLG: 0.509 4 Ben Johnson, R (9, 8) OBP: 0.328, SLG: 0.370	BBBBB 4-0 18 G6-4-3, 1-2, 2-3, BB		X 0-0 16 G6-3, 2B		X 0-0 ③ F9			X 0-0 ② G6-3		3 0 1 0 1 0 0 0 0 0 0 0 0 0						
18 Moises Alou, R (1, 7) OBP: 0.200, SLG: 0.246 17 David Newhan, L (4, 7) OBP: 0.296, SLG: 0.426	X 0-0 ①② G6-4-3, 1-2f, 2-3, 3-H		X 0-0 ① G6-3			X 0-0 16 CS, 1B		X 0-0 ③ P4		2 0 0 0 0 0 3 2 0 1 0 0 0 0						
16 Paul Lo Duca, R (1, 2) OBP: 0.283, SLG: 0.271	X 0-0 3-H, 1B		X 0-0 ② G6-3, 2-3			1 SAFE X 0-0 ①② P3, 1-2			CCS 0-3 ① K	4 0 1 1 0 1 2						
20 Shawn Green, L (1, 10) OBP: 0.203, SLG: 0.261	X 0-0 ③ G1		X 0-0 ③ P5			CCC 0-3 ③ K			X 0-0 ② G1-3	4 0 0 0 0 1 2						
Julio Franco, R (1, 3) OBP: 0.408, SLG: 0.366 64 Mike Carp, L (8, 3) OBP: 0.304, SLG: 0.366		CCS 0-3 ① K		CCC 0-3 ① K			X 0-0 ① G4-3		CCC 0-3 ③ K	3 0 0 0 0 2 0 1 0 0 0 0 1 0						
10 Endy Chavez, L (1, 9) OBP: 0.389, SLG: 0.396		X 0-0 6 S, 7 1B, 1B		X 0-0 ② L8			X 0-0 ② F8			3 1 1 0 0 0 0						
6 Ruben Gotay, S (1, 4) OBP: 0.341, SLG: 0.395		BX 1-0 ② L6, 1-2		X 0-0 ③ L5			H 1-0 HBP			2 0 0 0 0 0 1						
Inning Stats	R: 2 H: 1 E: 0 LOB: 1 K: 0 BB: 3 S: 3 P: 15	R: 1 H: 2 E: 0 LOB: 1 K: 2 BB: 0 S: 9 P: 11	R: 0 H: 1 E: 0 LOB: 1 K: 0 BB: 0 S: 4 P: 4	R: 0 H: 0 E: 0 LOB: 0 K: 1 BB: 0 S: 5 P: 5	R: 0 H: 0 E: 0 LOB: 0 K: 1 BB: 0 S: 5 P: 5	R: 0 H: 1 E: 0 LOB: 0 K: 1 BB: 0 S: 5 P: 5	R: 0 H: 0 E: 0 LOB: 1 K: 0 BB: 0 S: 3 P: 4	R: 0 H: 0 E: 0 LOB: 0 K: 0 BB: 0 S: 3 P: 3	R: 0 H: 0 E: 0 LOB: 0 K: 2 BB: 0 S: 7 P: 7	1B: 4 SF: 0 2B: 1 SAC: 0 3B: 0 DP: 1 HR: 0 HBP: 1							WP: 0 PA: 34 PB: 0 SB: 3 CS: 1

	AB	30
	R	3
	H	5
	RBI	2
	BB	3
	SO	7
	LOB	10

PITCHER		IP	WLS	BF	H	R	ER	SO	BB	IBB	HBP	BLK	WP	HR	S	P	ERA	WHIP
26 Kyle Davies, R ERA: 2.84	(1, 1)	5.0	W	21	4	3	3	4	3	0	0	0	0	0	26	40	5.40	1.400
37 Steve Colyer, L ERA: 3.27	(6, 1)	1.0	H	3	1	0	0	1	0	0	0	0	0	0	5	5	0.00	1.000
Tyler Yates, R ERA: 4.5	(7, 1)	1.0	H	4	0	0	0	0	0	0	1	0	0	0	3	4	0.00	0.000
49 Macay McBride, L ERA: 3.65	(8, 1)	1.0		3	0	0	0	0	0	0	0	0	0	0	3	3	0.00	0.000
58 Peter Moylan, R ERA: 3.27	(9, 1)	1.0		3	0	0	0	2	0	0	0	0	0	0	7	7	0.00	0.000

PITCHER	IP	WLS	BF	H	R	ER	SO	BB	IBB	HBP	BLK	WP	HR	S	P	ERA	WHIP

Cleveland Indians @ Atlanta Braves

Ballpark at Disney's Wide World of Sports, Lake Buena Vista, FL

Thu Mar 29 2007, 1:05 PM EDT

Att. 8,458 - Partly Cloudy - 83 F

livebaseballscorecards.com

Batter	1	2	3	4	5	6	7	8	9	AB	R	H	RBI	BB	SO	LOB
24 Grady Sizemore, L (1, 8) OBP: 0.143, SLG: 0.250	G3		F7		F7	G4-3		G3-1		5	0	0	0	0	0	3
Trot Nixon, L (1, 9) OBP: 0.390, SLG: 0.382 Fernando Cabrera, R (7, 1) Brandon Pinckney, R (8, 4)	G1-3			41 BB, 20 BB, 1B	1-H HR		F7		F8	4 0 1	2 0 0	2 0 0	2 0 0	0 0 0	0 0 0	0 0 0
20 David Dellucci, L (1, 7) OBP: 0.382, SLG: 0.574	1B			BBBB, 41 BB, 1B, 1-2 BB	HR 2B		F9		F7	4	2	2	0	1	0	0
41 Victor Martinez, S (1, 2) OBP: 0.352, SLG: 0.588 23 Mike Rose, S (9, 2) OBP: 0.333, SLG: 0.462	G1-4-3			BBBB, E, 2, 1B, G5-3, 1-2, 2-3, BB	F7		L8		G5-3	4 0	1 0	0 0	0 0	1 0	0 0	2 0
Casey Blake, R (1, 3) OBP: 0.278, SLG: 0.558 25 Ryan Garko, R (7, 3) OBP: 0.294, SLG: 0.394		CCS, K		E8, 2, G5-3, 1-3, 2-H, 3-H, 1B	2-H HR			G6-3		3 1	1 0	2 0	4 0	0 0	1 0	0 0
2 Jhonny Peralta, R (1, 6) OBP: 0.321, SLG: 0.327 93 Keoni DeRenne, S (8, 6) OBP: 1.000, SLG: 1.000		CCS, K		G5-3, 2-3, 3-H	1B			BBBB, 30 BB, 15 1B, BB		3 0	1 0	1 0	1 0	1 0	1 0	1 0
30 Andy Marte, R (1, 5) OBP: 0.328, SLG: 0.426		G1-3		CCS, K	G6-3			BBBB, 15 1B, 1-2, BB		3	0	0	0	1	1	2
15 Mike Rouse, L (1, 4) OBP: 0.407, SLG: 0.592 Jason Davis, R (8, 1) Mike Koplove, R (9, 1)			P3	G4-3		G3		1-2 2-H 1B		4 0 0	0 0 0	1 0 0	1 0 0	0 0 0	0 0 0	1 0 0
55 Roberto Hernandez, R (1, 1) OBP: 0.333, SLG: 0.333 Jason Michaels, R (7, 9) OBP: 0.415, SLG: 0.565			CCC, K		HR 1B	CCC, K		CCS, K		3 1	1 0	1 0	0 0	0 0	2 1	0 2
Inning Stats	R: 0 H: 1 E: 0 LOB: 1 K: 0 BB: 0 S: 4 P: 4	R: 0 H: 0 E: 0 LOB: 0 K: 2 BB: 0 S: 7 P: 7	R: 0 H: 0 E: 0 LOB: 0 K: 1 BB: 0 S: 5 P: 5	R: 3 H: 2 E: 1 LOB: 1 K: 1 BB: 2 S: 7 P: 15	R: 4 H: 5 E: 0 LOB: 1 K: 0 BB: 0 S: 8 P: 8	R: 0 H: 0 E: 0 LOB: 0 K: 1 BB: 0 S: 5 P: 5	R: 0 H: 0 E: 0 LOB: 0 K: 0 BB: 0 S: 3 P: 3	R: 1 H: 1 E: 0 LOB: 2 K: 1 BB: 2 S: 6 P: 14	R: 0 H: 0 E: 0 LOB: 0 K: 0 BB: 0 S: 3 P: 3	1B: 6 SF: 0 2B: 1 SAC: 0 3B: 0 DP: 0 HR: 2 HBP: 0						

	AB	36
	R	8
	H	9
	RBI	8
	BB	4
	SO	6
	LOB	11

WP: 0 PB: 0 SB: 0 CS: 0 PA: 40

PITCHER		IP	WLS	BF	H	R	ER	SO	BB	IBB	HBP	BLK	WP	HR	S	P	ERA	WHIP
15 Tim Hudson, R ERA: 2.16	(1, 1)	4.0	L	17	3	3	2	4	2	0	0	0	0	0	23	31	4.50	1.250
39 Rafael Soriano, R ERA: 5.0	(5, 1)	1.0		8	5	4	4	0	0	0	0	0	0	2	8	8	36.00	5.000
28 Bob Wickman, R ERA: 2.0	(6, 1)	1.0		3	0	0	0	1	0	0	0	0	0	0	5	5	0.00	0.000
Oscar Villarreal, R ERA: 5.73	(7, 1)	1.0		3	0	0	0	0	0	0	0	0	0	0	3	3	0.00	0.000
54 Chad Paronto, R ERA: 2.84	(8, 1)	1.0		6	1	1	1	1	2	0	0	0	0	0	6	14	9.00	3.000

PITCHER		IP	WLS	BF	H	R	ER	SO	BB	IBB	HBP	BLK	WP	HR	S	P	ERA	WHIP
84 Kevin Gunderson, L ERA:	(9, 1)	1.0		3	0	0	0	0	0	0	0	0	0	0	3	3	0.00	0.000

Cleveland Indians @ Atlanta Braves

Ballpark at Disney's Wide World of Sports, Lake Buena Vista, FL

Thu Mar 29 2007, 1:05 PM EDT

Att. 8,458 - Partly Cloudy - 83 F

livebaseballscorecards.com

BOTTOM

Batter	1	2	3	4	5	6	7	8	9	AB	R	H	RBI	BB	SO	LOB
2 Kelly Johnson, L (1, 4) OBP: 0.333, SLG: 0.414	L8		G3			FC5 10 G4-3 1-2		64 1B 1-3 2B		2	0	0	0	0	0	0
Chris Woodward, R (4, 4) OBP: 0.241, SLG: 0.345										2	1	1	0	0	0	1
11 Edgar Renteria, R (1, 6) OBP: 0.373, SLG: 0.460	G5-3			G5-3		P5		22 1B 2-H 3-H 1B		2	0	0	0	0	0	0
39 Rafael Soriano, R (5, 1)										0	0	0	0	0	0	0
64 Doug Clark, L (6, 9) OBP: 0.429, SLG: 0.485										2	0	1	2	0	0	2
10 Chipper Jones, S (1, 5) OBP: 0.348, SLG: 0.571	K			G3-1		G4-3 1-2 2-3		24 FC6-4 1-2 1B		3	0	0	0	0	1	2
22 Willie Harris, L (7, 8) OBP: 0.367, SLG: 0.349										1	0	1	0	0	0	0
Andruw Jones, R (1, 8) OBP: 0.419, SLG: 0.490		P6		BB		G5-3		F8		2	0	0	0	1	0	2
Oscar Villarreal, L (7, 1)										0	0	0	0	0	0	0
8 Brayan Peña, S (8, 3) OBP: 0.324, SLG: 0.417										1	0	0	0	0	0	2
16 Brian McCann, L (1, 2) OBP: 0.278, SLG: 0.500		G4-3		K			G3-1	F8		3	0	0	0	0	1	1
63 Corky Miller, R (8, 2) OBP: 0.300, SLG: 0.370										1	0	0	0	0	0	2
7 Jeff Francoeur, R (1, 9) OBP: 0.318, SLG: 0.532		BB			G6-3		BB	FC6-4 1-2f		1	0	0	0	1	0	0
28 Bob Wickman, R (6, 1)										0	0	0	0	0	0	0
24 Martín Prado, R (7, 5) OBP: 0.412, SLG: 0.489										1	0	0	0	1	0	2
Craig Wilson, R (1, 7) OBP: 0.242, SLG: 0.356		K			K		K		G3	3	0	0	0	0	3	2
90 Brandon Jones, L (8, 7) OBP: 0.400, SLG: 0.692										1	0	0	0	0	0	0
20 Scott Thorman, L (1, 3) OBP: 0.292, SLG: 0.382			G3		G3		F9		F7	3	0	0	0	0	0	1
54 Chad Paronto, R (8, 1)										0	0	0	0	0	0	0
84 Kevin Gunderson, R (9, 1)										0	0	0	0	0	0	0
Ryan Langerhans, L (9, PH) OBP: 0.444, SLG: 0.553										1	0	0	0	0	0	0
15 Tim Hudson, R (1, 1) OBP: 0.200, SLG: 0.200			K			BB		2B 64 1B 1B	K	1	0	0	0	0	1	0
72 Yunel Escobar, R (5, 6) OBP: 0.407, SLG: 0.460										2	1	1	0	1	1	0
Inning Stats	R: 0 E: 0 K: 1 S: 5 H: 0 LOB: 0 BB: 0 P: 5	R: 0 E: 0 K: 1 S: 5 H: 0 LOB: 1 BB: 1 P: 9	R: 0 E: 0 K: 1 S: 5 H: 0 LOB: 0 BB: 0 P: 5	R: 0 E: 0 K: 1 S: 5 H: 0 LOB: 1 BB: 1 P: 9	R: 0 E: 0 K: 1 S: 5 H: 0 LOB: 0 BB: 0 P: 5	R: 0 E: 1 K: 0 S: 4 H: 0 LOB: 2 BB: 1 P: 8	R: 0 E: 0 K: 1 S: 5 H: 0 LOB: 1 BB: 1 P: 9	R: 2 E: 0 K: 0 S: 7 H: 4 LOB: 2 BB: 0 P: 7	R: 0 E: 0 K: 1 S: 5 H: 0 LOB: 0 BB: 0 P: 5	1B: 3 2B: 1 3B: 0 HR: 0	SF: 0 SAC: 0 DP: 0 HBP: 0						

	AB	32
	R	2
	H	4
	RBI	2
	BB	4
	SO	7
	LOB	17

WP: 0 PB: 0 SB: 0 CS: 0 PA: 36

PITCHER		IP	WLS	BF	H	R	ER	SO	BB	IBB	HBP	BLK	WP	HR	S	P	ERA	WHIP
55 Roberto Hernandez, R ERA: 3.43	(1, 1)	6.0	W	22	0	0	0	5	3	0	0	0	0	0	29	41	0.00	0.500
Fernando Cabrera, R ERA: 3.75	(7, 1)	1.0		4	0	0	0	1	1	0	0	0	0	0	5	9	0.00	1.000
Jason Davis, R ERA: 3.6	(8, 1)	1.0		7	4	2	2	0	0	0	0	0	0	0	7	7	18.00	4.000
Mike Koplove, R ERA: 7.27	(9, 1)	1.0		3	0	0	0	1	0	0	0	0	0	0	5	5	0.00	0.000

PITCHER	IP	WLS	BF	H	R	ER	SO	BB	IBB	HBP	BLK	WP	HR	S	P	ERA	WHIP

Batter	1	2	3	4	5	6	7	8	9	AB	R	H	RBI	BB	SO	LOB
38 Pablo Ozuna, R (1, 7) OBP: 0.370, SLG: 0.463 32 Brian Anderson, R (7, 7) OBP: 0.386, SLG: 0.458	L B S T 1-2 ① K		S B F F S 1-3 ① K		F X 0-1 14 F9 17 1B 23 1B 1B		B X 1-0 ② G5-3			4 1 1 0 0 2 0 0 0 0 0 0 0 0						
17 Darin Erstad, L (1, 8) OBP: 0.329, SLG: 0.388	B C X 1-1 ② G4-3		B B C C F X 2-2 ② F9		1 SAFE C 1 SAFE C X 0-2 23 1B 1-2 1B		B B C F B S 3-3 ③ K			4 0 1 0 0 1 0						
14 Paul Konerko, R (1, 3) OBP: 0.443, SLG: 0.582	B S S T F X 1-2 23 2B 1B		B B C X 2-1 HR		C B X 1-1 ② F9 2-3			B C F F B X 2-2 24 G5-3 1B 1B		4 2 3 1 0 0 2						
23 Jermaine Dye, R (1, 9) OBP: 0.391, SLG: 0.576 Ricardo Nanita, L (7, 9) OBP: 1.000, SLG: 1.000	C B B B F X 3-2 1-H 2B		B B B C B 4-1 BB		C X 0-1 1-2 3-H 1B			B F C X 1-2 24 G5-3 1-2 1B		2 0 2 2 1 0 0 1 0 1 0 0 0 0						
24 Joe Crede, R (1, 10) OBP: 0.373, SLG: 0.540	B B S B B 4-1 BB		C C S 0-3 ③ K		F X 0-1 ③ F9			D F F X 1-2 ① ② G5-3 1-2 2-3f		3 0 0 0 1 1 5						
12 A.J. Pierzynski, L (1, 2) OBP: 0.302, SLG: 0.459 66 Gustavo Molina, R (8, PH) OBP: 0.217, SLG: 0.400 (8, 2)	X 0-0 ③ G3			B X 1-0 ① G3		B B F B F B 4-2 5 PO 5 BLK BB		B C D X 2-1 ③ G6-3		2 0 0 0 1 0 2 1 0 0 0 0 0 1						
Tadahito Iguchi, R (1, 4) OBP: 0.310, SLG: 0.453		B C S S 1-3 ① K		B B X 2-0 ② F8		M S B B F X 2-2 ① P4			B C B X 2-1 5 F8-3 1B	4 0 1 0 0 1 1						
8 Alex Cintron, S (1, 5) OBP: 0.170, SLG: 0.231		C S B B F B X 3-2 ② F9		B F F X 1-2 ③ G5-3		B X 1-0 ② F7			F B C S 1-3 ① K	4 0 0 0 0 1 2						
5 Juan Uribe, R (1, 6) OBP: 0.316, SLG: 0.453		C B B F B S 3-3 ③ K			C B B X 2-1 ① G5-3	B S S F B 2 SAFE 2-2 ③ PO 1-3	F B B S X 2-2 ① F9		1 SAFE B B B F F 1 SAFE X 3-2 ② ③ F8-3 1-1	4 0 0 0 0 1 1						
Inning Stats	R: 1 H: 2 E: 0 LOB: 2 K: 1 BB: 1 S: 15 P: 25	R: 0 H: 0 E: 0 LOB: 0 K: 2 BB: 0 S: 10 P: 17	R: 1 H: 1 E: 0 LOB: 1 K: 2 BB: 1 S: 14 P: 23	R: 0 H: 0 E: 0 LOB: 0 K: 0 BB: 0 S: 5 P: 9	R: 1 H: 3 E: 0 LOB: 2 K: 0 BB: 0 S: 13 P: 16	R: 0 H: 0 E: 0 LOB: 0 K: 0 BB: 1 S: 10 P: 19	R: 0 H: 0 E: 0 LOB: 0 K: 1 BB: 0 S: 7 P: 13	R: 0 H: 2 E: 0 LOB: 1 K: 0 BB: 0 S: 12 P: 18	R: 0 H: 1 E: 0 LOB: 0 K: 1 BB: 0 S: 8 P: 14	1B: 7 SF: 0 2B: 2 SAC: 0 3B: 0 DP: 2 HR: 1 HBP: 0						

TOP

Chicago White Sox @ Atlanta Braves

Turner Field, Atlanta, GA

Fri Mar 30 2007, 7:05 PM EDT
Att. 16,705 - Overcast - 65 F

livebaseballscorecards.com

AB	33
R	3
H	9
RBI	3
BB	3
SO	7
LOB	14

PITCHER		IP	WLS	BF	H	R	ER	SO	BB	IBB	HBP	BLK	WP	HR	S	P	ERA	WHIP
36 Chuck James, L ERA: 2.25	(1, 1)	4.0		17	3	2	2	5	2	0	0	0	0	1	44	74	4.50	1.250
65 Buddy Carlyle, R ERA: 1.69	(5, 1)	2.0	L	9	3	1	1	0	1	0	0	1	0	0	23	35	4.50	2.000
Tyler Yates, R ERA: 4.09	(7, 1)	1.0		3	0	0	0	1	0	0	0	0	0	0	7	13	0.00	0.000
49 Macay McBride, L ERA: 3.38	(8, 1)	1.0		4	2	0	0	0	0	0	0	0	0	0	12	18	0.00	2.000
51 Michael Gonzalez, L ERA: 5.73	(9, 1)	1.0		3	1	0	0	1	0	0	0	0	0	0	8	14	0.00	1.000

PITCHER	IP	WLS	BF	H	R	ER	SO	BB	IBB	HBP	BLK	WP	HR	S	P	ERA	WHIP

WP: 0	PB: 0	SB: 0	CS: 0
PA: 37			

BOTTOM

Chicago White Sox @ Atlanta Braves

Turner Field, Atlanta, GA

Fri Mar 30 2007, 7:05 PM EDT
Att. 16,705 - Overcast - 65 F

Batter	1	2	3	4	5	6	7	8	9	AB	R	H	RBI	BB	SO	LOB
2 Kelly Johnson, L (1, 4) OBP: 0.333, SLG: 0.410	B C B X 2-1 F7 ①		C X 0-1 P4 ②		1 SAFE 1 SAFE C B S F X 1-2 1-2 1B ②		C B X 1-1 1B		B C F S 1-3 K ③	3	0	1	0	0	0	0
24 Martín Prado, R (6, 4) OBP: 0.415, SLG: 0.489										2	0	1	0	0	1	1
11 Edgar Renteria, R (1, 6) OBP: 0.387, SLG: 0.451	C F B B B 4-2 10 HR BB		B B B B 4-0 10 BB BB		F C 1 SAFE B B F X 2-2 G6-3 ③		F F 1 SAFE F D B F S 2-3 K ③			1	1	0	0	2	0	1
72 Yunel Escobar, R (6, 6) OBP: 0.400, SLG: 0.451										1	0	0	0	0	1	1
10 Chipper Jones, S (1, 5) OBP: 0.388, SLG: 0.659	F X 0-1 1-H HR		B B B B 4-0 1-2 BB			B B X 2-0 FC5 1B 1B		B X 1-0 F7 ①		2	1	2	2	1	0	0
4 Pete Orr, L (7, 5) OBP: 0.413, SLG: 0.415										1	0	0	0	0	0	0
Andruw Jones, R (1, 8) OBP: 0.415, SLG: 0.481	B S T C 1-3 K ②		B C F X 1-2 P6 ③			B B S B S F X 3-2 1-2 FC5 1B		C B F F B S 2-3 K ②		3	0	1	0	0	1	2
Ryan Langerhans, L (7, 8) OBP: 0.436, SLG: 0.542										1	0	0	0	0	1	0
7 Jeff Francoeur, R (1, 9) OBP: 0.304, SLG: 0.508	F F B X 1-2 G5-3 ③			X 0-0 F8 ①		X 0-0 L7 ①		B X 1-0 8 FC6 1B		3	0	0	0	0	0	2
64 Doug Clark, L (7, 9) OBP: 0.444, SLG: 0.500										1	0	1	0	0	0	0
16 Brian McCann, L (1, 2) OBP: 0.263, SLG: 0.473		B B B C X 3-1 F7 ①		B F B B X 3-1 G4-3 ②		X 0-0 F6 ②		F X 0-1 FC6 1-2f ③		3	0	0	0	0	0	2
8 Brayan Peña, S (7, 2) OBP: 0.316, SLG: 0.405										1	0	0	0	0	0	1
Craig Wilson, R (1, 3) OBP: 0.246, SLG: 0.344		H 1-0 23 G6-4-3 HBP		C X 0-1 G4-3 ③		X 0-0 FC5 1-2 2-3f ③			C B S C 1-3 K ①	2	0	0	0	0	0	2
20 Scott Thorman, L (7, 3) OBP: 0.288, SLG: 0.377										1	0	0	0	0	1	0
23 Matt Diaz, R (1, 7) OBP: 0.295, SLG: 0.367	S S B X 1-2 G6-4-3 ② ③ 1-2f				B F X 1-1 P4 ①		B F X 1-1 F9 ①		F B C F X 1-2 S 1B	3	0	0	0	0	0	1
22 Willie Harris, L (8, 7) OBP: 0.380, SLG: 0.364										1	0	1	0	0	0	0
Chris Woodward, R (1, 10) OBP: 0.242, SLG: 0.333			B F B F F B X 3-2 F8 ①		B X 1-0 2 1B 1B		B B C X 2-1 G5-3 ②		B B B C F S 3-3 1-2 K ②	4	0	1	0	0	1	1
Inning Stats	R: 2 E: 0 K: 1 S: 12 H: 1 LOB: 0 P: 20	R: 0 E: 0 K: 0 S: 5 H: 0 LOB: 0 BB: 0 P: 10	R: 0 E: 0 K: 0 S: 9 H: 0 LOB: 2 BB: 2 P: 21	R: 0 E: 0 K: 0 S: 5 H: 0 LOB: 0 BB: 0 P: 8	R: 0 E: 0 K: 0 S: 11 H: 2 LOB: 1 BB: 0 P: 16	R: 0 E: 0 K: 0 S: 9 H: 2 LOB: 2 BB: 0 P: 14	R: 0 E: 0 K: 1 S: 11 H: 1 LOB: 1 BB: 0 P: 17	R: 0 E: 0 K: 1 S: 8 H: 1 LOB: 1 BB: 0 P: 12	R: 0 E: 0 K: 3 S: 13 H: 1 LOB: 1 BB: 0 P: 19	1B: 7 2B: 0 3B: 0 HR: 1 SF: 0 SAC: 0 DP: 1 HBP: 1							

livebaseballscorecards.com

AB	33
R	2
H	8
RBI	2
BB	3
SO	6
LOB	14

PITCHER	IP	WLS	BF	H	R	ER	SO	BB	IBB	HBP	BLK	WP	HR	S	P	ERA	WHIP
56 Mark Buehrle, L (1, 1) ERA: 6.95	7.0	W	29	6	2	2	2	3	0	1	0	0	1	62	106	2.57	1.286
45 Bobby Jenks, R (8, 1) ERA: 6.75	1.0	H	4	1	0	0	1	0	0	0	0	0	0	8	12	0.00	1.000
37 Matt Thornton, L (9, 1) ERA: 0.9	1.0	S	4	1	0	0	3	0	0	0	0	0	0	13	19	0.00	1.000

PITCHER	IP	WLS	BF	H	R	ER	SO	BB	IBB	HBP	BLK	WP	HR	S	P	ERA	WHIP

WP: 0 PB: 0 SB: 1 CS: 0 PA: 37

Batter	1	2	3	4	5	6	7	8	9	AB	R	H	RBI	BB	SO	LOB
22 Scott Podsednik, L (1, 7) OBP: 0.304, SLG: 0.211	C X 0-1 ① G6-3		F B D B X 3-1 ②③ G1-6-3 1-2f		B C X 1-1 ③ F9			L B B X 2-1 ① G6-3		4	0	0	0	0	0	1
38 Pablo Ozuna, R (1, 4) OBP: 0.379, SLG: 0.456	B B B B 4-0 25 G3-5-1 BB			X 0-0 14 1B 14 E 1B		B C B X 2-1 ① G6-3		C F S 0-3 ② K		3	1	1	0	1	1	0
25 Jim Thome, L (1, 10) OBP: 0.508, SLG: 0.667	F B B B F X 3-2 ②③ G3-5-1 1-2f			B F O F C 2-3 ① K		B B F X 2-1 ② G6-3		B F F B S 2-3 ③ K		4	0	0	0	0	2	2
14 Paul Konerko, R (1, 3) OBP: 0.444, SLG: 0.580 77 Robert Valido, R (4, PR) OBP: 0.400, SLG: 0.391 (4, 6)		B C F S 1-3 ① K		C 1 SAFE 1 SAFE X 0-1 E8 23 1B 1-H 1B		C B B X 2-1 S 1B			C B C X 1-2 ① G4-3	2 2	0 1	1 1	0 0	0 0	1 0	0 0
23 Jermaine Dye, R (1, 9) OBP: 0.409, SLG: 0.590 Rob Mackowiak, L (4, 9) OBP: 0.451, SLG: 0.614		B C X 1-1 1B		B B B C F X 3-2 2-H 1B		C F B S 1-3 ③ K 1-2			C B X 1-1 8 1B 1B	2 2	0 0	2 1	1 0	0 0	0 1	0 1
24 Joe Crede, R (1, 5) OBP: 0.352, SLG: 0.507		B F B F F X 2-2 ② F7		F S F 1 SAFE F S 0-3 ② K			C S X 0-2 ① F8		1 SAFE B X 1-0 ② F9	4	0	0	0	0	1	4
8 Alex Cintron, S (1, 6) OBP: 0.193, SLG: 0.250 (4, 3)		1 SAFE B X 1-0 ③ F7		B F 1 SAFE F B X 2-2 ③ P4			X 0-0 32 S 1B		B F X 1-1 1-2 1B	4	0	2	0	0	0	3
32 Brian Anderson, R (1, 8) OBP: 0.393, SLG: 0.462			C B B B F X 3-2 22 G1-6-3 1B		B X 1-0 66 G5-4-3 1B		C B B S S X 2-2 ② F8 1-2		S S C 0-3 ③ K	4	0	2	0	0	1	3
66 Gustavo Molina, R (1, 2) OBP: 0.200, SLG: 0.364 76 Donny Lucy, R (7, PH) OBP: 0.222, SLG: 0.125 (7, 2)			B X 1-0 ① F8		B X 1-0 ①② G5-4-3 1-2f		B F B X 2-1 ③ G4-3			2 1	0 0	0 0	0 0	0 0	0 0	2 1
Inning Stats	R: 0 E: 0 K: 0 S: 5 H: 0 LOB: 0 BB: 1 P: 12	R: 0 E: 0 K: 1 S: 10 H: 1 LOB: 1 BB: 0 P: 15	R: 0 E: 0 K: 0 S: 6 H: 1 LOB: 0 BB: 0 P: 13	R: 2 E: 1 K: 2 S: 17 H: 3 LOB: 2 BB: 0 P: 24	R: 0 E: 0 K: 0 S: 4 H: 1 LOB: 0 BB: 0 P: 7	R: 0 E: 0 K: 1 S: 9 H: 1 LOB: 1 BB: 0 P: 16	R: 0 E: 0 K: 0 S: 9 H: 1 LOB: 1 BB: 0 P: 13	R: 0 E: 0 K: 2 S: 8 H: 0 LOB: 0 BB: 0 P: 12	R: 0 E: 0 K: 1 S: 11 H: 2 LOB: 2 BB: 0 P: 15	1B: 10 2B: 0 3B: 0 HR: 0	SF: 0 SAC: 0 DP: 3 HBP: 0					

TOP

Chicago White Sox @ Atlanta Braves

Turner Field, Atlanta, GA

Sat Mar 31 2007, 1:05 PM EDT
Att. 18,570 - Cloudy - 71 F

livebaseballscorecards.com

AB	34
R	2
H	10
RBI	1
BB	1
SO	7
LOB	17

PITCHER		IP	WLS	BF	H	R	ER	SO	BB	IBB	HBP	BLK	WP	HR	S	P	ERA	WHIP
19 Mark Redman, L ERA: 3.94	(1, 1)	4.0	W	16	5	2	1	3	1	0	0	0	0	0	38	64	2.25	1.500
Oscar Villarreal, R ERA: 5.25	(5, 1)	1.0	H	3	1	0	0	0	0	0	0	0	0	0	4	7	0.00	1.000
37 Steve Colyer, L ERA: 3.0	(6, 1)	1.0	H	4	1	0	0	1	0	0	0	0	0	0	9	16	0.00	1.000
54 Chad Paronto, R ERA: 2.63	(7, 1)	1.0	H	4	1	0	0	0	0	0	0	0	0	0	9	13	0.00	1.000
Peter Moylan, R ERA: 3.0	(8, 1)	1.0	H	3	0	0	0	2	0	0	0	0	0	0	8	12	0.00	0.000

PITCHER		IP	WLS	BF	H	R	ER	SO	BB	IBB	HBP	BLK	WP	HR	S	P	ERA	WHIP
28 Bob Wickman, R ERA: 1.8	(9, 1)	1.0	S	5	2	0	0	1	0	0	0	0	0	0	11	15	0.00	2.000

BOTTOM

Chicago White Sox @ Atlanta Braves

Turner Field, Atlanta, GA

Sat Mar 31 2007, 1:05 PM EDT
Att. 18,570 - Cloudy - 71 F

livebaseballscorecards.com

Batter	1	2	3	4	5	6	7	8	9	AB	R	H	RBI	BB	SO	LOB
2 Kelly Johnson, L (1, 4) OBP: 0.347, SLG: 0.413 Martín Prado, R (5, 4) OBP: 0.407, SLG: 0.479	C B B F B B 4-2 11 S BB	C B B F B X 3-2 11 FC5 1-2 3-H 1B		C X 0-1 ③ F7			C F S 0-3 ② K			2 1	0 0	1 0	1 0	1 0	0 1	0 0
11 Edgar Renteria, R (1, 6) OBP: 0.375, SLG: 0.434 Chris Woodward, R (3, 6) OBP: 0.257, SLG: 0.371	C B B 1 SAFE B F S 3-3 ① K 1-2	S X 0-1 ③ FC5 1-2 2-3f			B C X 1-1 ① G6-3		B B F F F D X 3-2 2B			2 2	0 0	0 1	0 0	0 0	1 0	3 0
10 Chipper Jones, S (1, 5) OBP: 0.373, SLG: 0.630 4 Pete Orr, L (4, 5) OBP: 0.417, SLG: 0.419	C B S B S 2-3 ② K	B X 1-0 ① F7			C B F X 1-2 23 G6-4-3 1B		F B F S 1-3 ③ K			2 2	0 0	0 1	0 0	0 0	1 1	1 1
Andruw Jones, R (1, 8) OBP: 0.403, SLG: 0.463 23 Matt Diaz, R (4, 7) OBP: 0.302, SLG: 0.371	B C B S F B X 3-2 F7 ③	X 0-0 ② F8			B C X 1-1 ②③ G6-4-3 1-2f			F F X 0-2 64 G4-3 64 S 1B		2 2	0 0	0 1	0 0	0 0	0 1	1 1
8 Brayan Peña, S (1, 2) OBP: 0.310, SLG: 0.390		C B X 1-1 BB 20 1B SF9 1B	B X 1-0 ③ F9			B S X 1-1 ① L4		X 0-0 ① F7		4	1	1	0	0	0	1
7 Jeff Francoeur, R (1, 9) OBP: 0.319, SLG: 0.515 64 Doug Clark, L (7, 9) OBP: 0.432, SLG: 0.486		C B C F S 1-3 ① K		X 0-0 HR 1B		X 0-0 20 FC4-6 1B		B X 1-0 ② G4-3 1-3		3 1	1 0	2 0	0 0	0 0	1 0	1 1
20 Scott Thorman, L (1, 3) OBP: 0.286, SLG: 0.370	C X 0-1 SF9 BB 2 1-2 1B			F F S 0-3 ① K		X 0-0 ② FC4-6 FC5-4 1-2f		C C S 0-3 ③ K		4	1	1	0	0	2	3
Craig Wilson, R (1, 10) OBP: 0.250, SLG: 0.333	B C B B B 4-1 11 FC5 2 1B 1-2 2-3 BB			1 SAFE C F S 0-3 ② K		X 0-0 ③ FC5-4 1-2f				2	0	0	0	1	1	2
Ryan Langerhans, L (1, 7) OBP: 0.431, SLG: 0.600 (4, 8)	C B B X 2-1 ② SF9 2-3 3-H			S S F B 1 SAFE X 1-2 1-H HR			X 0-0 ① G3-1			2	1	1	3	0	0	0
Inning Stats	R: 0 H: 0 E: 0 LOB: 1 K: 2 BB: 1 S: 12 P: 24	R: 2 H: 3 E: 0 LOB: 2 K: 1 BB: 1 S: 16 P: 27	R: 0 H: 0 E: 0 LOB: 0 K: 0 BB: 0 S: 3 P: 5	R: 2 H: 2 E: 0 LOB: 0 K: 2 BB: 0 S: 13 P: 14	R: 0 H: 1 E: 0 LOB: 0 K: 0 BB: 0 S: 7 P: 10	R: 0 H: 1 E: 0 LOB: 1 K: 0 BB: 0 S: 5 P: 6	R: 0 H: 1 E: 0 LOB: 1 K: 2 BB: 0 S: 11 P: 15	R: 0 H: 1 E: 0 LOB: 1 K: 1 BB: 0 S: 8 P: 9		1B: 7 SF: 1 2B: 1 SAC: 0 3B: 0 DP: 1 HR: 1 HBP: 0						

	AB	31
	R	4
	H	9
	RBI	4
	BB	2
	SO	8
	LOB	15

WP: 0 PA: 34
PB: 0
SB: 2
CS: 0

PITCHER		IP	WLS	BF	H	R	ER	SO	BB	IBB	HBP	BLK	WP	HR	S	P	ERA	WHIP
Javier Vazquez, R ERA: 8.0	(1, 1)	6.2	L	29	8	4	4	6	2	0	0	0	0	1	64	97	5.40	1.500
51 Andrew Sisco, L ERA: 6.97	(7, 1)	0.1		1	0	0	0	1	0	0	0	0	0	0	3	4	0.00	0.000
47 Mike MacDougal, R ERA: 9.0	(8, 1)	1.0		4	1	0	0	1	0	0	0	0	0	0	8	9	0.00	1.000

PITCHER	IP	WLS	BF	H	R	ER	SO	BB	IBB	HBP	BLK	WP	HR	S	P	ERA	WHIP

Batter	1	2	3	4	5	6	7	8	9	10	AB	R	H	RBI	BB	SO	LOB
2 Kelly Johnson, L (1, 4)	C B F S 1-3 K ①		B C X 1-1 F7 ②		C S F F F B B S 2-3 K ③			B B X 2-0 F8 ②		C B B B S B 4-2 11 HR BB	4	1	0	0	1	2	0
11 Edgar Renteria, R (1, 6) OBP: 0.400, SLG: 1.600	B B X 2-0 F7 ②		F C B F F F X 1-2 P6 ③			C B B B X 2-1 G6-3 ①		S C X 0-2 HR		1 SAFE L B L F D X 2-2 1-H HR	5	2	2	3	0	0	0
10 Chipper Jones, S (1, 5) OBP: 0.600, SLG: 0.333	B B B B C B 4-1 BB			B B B 4-0 16 HR BB		X 0-0 F8 1B		B C B S X 2-2 G6-3 ③		F C B B S 2-3 K ①	3	1	1	0	2	1	0
Andruw Jones, R (1, 8)	C X 0-1 P6 ③			B B X 2-0 P5 ①		C C X 0-2 F8 ② 1-2			X 0-0 F9 ①	C S B X 1-2 G5-3 ②	5	0	0	0	0	0	3
16 Brian McCann, L (1, 2) OBP: 0.750, SLG: 1.750 4 Pete Orr, L (9, PR) 28 Bob Wickman, R (9, 1) 23 Matt Diaz, R (10, PH) 54 Chad Paronto, R (10, 1)		B B X 2-0 2B		1 SAFE X 0-0 1-H HR		F F D F S 1-3 K ③			C X 0-1 1B E 1B	F X 0-1 P4 ③	4 0 0 1 0	1 0 0 0 0	3 0 0 0 0	2 0 0 0 0	0 0 0 0 0	1 0 0 0 0	1 0 0 0 0
7 Jeff Francoeur, R (1, 9)		S T X 0-2 G2-3 ①		B F F B F X 2-2 F7 ②			C B F C 1-3 K ①		F S S 0-3 K ②		4	0	0	0	0	2	2
Scott Thorman, L (1, 3)		C X 0-1 F7 ②		B C B F S 2-3 K ③			S X 0-1 G3-1 ②		B B X 2-0 E3 1B 1-2		4	0	0	0	0	1	2
Ryan Langerhans, L (1, 7) OBP: 0.250, SLG: 0.250		C S D S 1-3 K ③			X 0-0 G3-1 ①		B B S F F S 2-3 K ③		X 0-0 1-2 2-3 1B		4	0	1	0	0	2	1
29 John Smoltz, R (1, 1) 51 Michael Gonzalez, R (7, 1) Craig Wilson, R (8, PH) 39 Rafael Soriano, R (8, 1) 8 Brayan Peña, S (9, PH) (9, 2)			X 0-0 G5-3 ①		B C B F S 2-3 K ②			S B S B C 2-3 K ①	C C S 0-3 K ③		2 0 1 0 1	0 0 0 0 0	0 0 0 0 0	0 0 0 0 0	0 0 1 0 1	1 0 0 0 0	0 0 0 0 3
Inning Stats	R: 0 H: 0 E: 0 LOB: 1 K: 1 BB: 1 S: 7 P: 14	R: 0 H: 1 E: 0 LOB: 1 K: 1 BB: 0 S: 9 P: 12	R: 0 H: 0 E: 0 LOB: 0 K: 0 BB: 0 S: 9 P: 11	R: 2 H: 1 E: 0 LOB: 0 K: 1 BB: 1 S: 9 P: 19	R: 0 H: 0 E: 0 LOB: 0 K: 2 BB: 0 S: 10 P: 14	R: 0 H: 1 E: 0 LOB: 1 K: 1 BB: 0 S: 10 P: 13	R: 0 H: 0 E: 0 LOB: 0 K: 2 BB: 0 S: 9 P: 12	R: 1 H: 1 E: 0 LOB: 0 K: 1 BB: 0 S: 10 P: 16	R: 0 H: 2 E: 1 LOB: 3 K: 2 BB: 0 S: 11 P: 13	R: 2 H: 1 E: 0 LOB: 0 K: 1 BB: 1 S: 14 P: 23	1B: 3 SF: 0 2B: 1 SAC: 0 3B: 0 DP: 0 HR: 3 HBP: 0						WP: 0 PA: 41 PB: 0 SB: 0 CS: 0

PITCHER		IP	WLS	BF	H	R	ER	SO	BB	IBB	HBP	BLK	WP	HR	S	P	ERA	WHIP
39 Brett Myers, R ERA: 3.52	(1, 1)	7.2		29	4	3	3	9	2	0	0	0	0	2	70	106	3.52	0.783
40 Matt Smith, L ERA:	(8, 1)	0.1		1	0	0	0	0	0	0	0	0	0	0	3	5	0.00	0.000
45 Tom Gordon, R ERA:	(9, 1)	1.0		6	2	0	0	2	0	0	0	0	0	0	11	13	0.00	2.000
63 Ryan Madson, R ERA: 18.0	(10, 1)	1.0	L	5	1	2	2	1	1	0	0	0	0	1	14	23	18.00	2.000

PITCHER	IP	WLS	BF	H	R	ER	SO	BB	IBB	HBP	BLK	WP	HR	S	P	ERA	WHIP

TOP

Atlanta Braves @ Philadelphia Phillies

Citizens Bank Park, Philadelphia, PA

Mon Apr 02 2007, 1:05 PM EDT
Att. 44,742 - Sunny - 59 F

livebaseballscorecards.com

AB	38
R	5
H	7
RBI	5
BB	3
SO	12
LOB	12

Batter	1	2	3	4	5	6	7	8	9	10	AB	R	H	RBI	BB	SO	LOB
11 Jimmy Rollins, S (1, 6) OBP: 0.400, SLG: 1.200	C B F B S 2-3 ① K		B S C B F S 2-3 ② K		C F F B F X 1-2 HR		C X 0-1 1-3 2B		B C B B F F S 3-3 ② K		5	1	2	1	0	3	0
8 Shane Victorino, S (1, 9) OBP: 0.200, SLG: 0.400	C F S 0-3 ② K		S X 0-1 ③ G1-3		B B X 2-0 ③ G4-3		B F C S 1-3 ① K		C X 0-1 2B		5	0	1	0	0	2	2
6 Ryan Howard, L (1, 3) OBP: 0.600, SLG: 0.500	B X 1-0 1B			B X 1-0 26 1B		F B B C F T 2-2 ① K	S C B S 1-3 ② K		B B I I 4-0 IBB		4	0	2	0	1	2	2
26 Chase Utley, L (1, 4) OBP: 0.200, SLG: 0.200	C T B X 1-2 ③ G4-3			B C C B X 2-2 ① G3-1 BB 1-2 1B		F B X 1-1 ② G4-3	F X 0-1 ③ G6-3		C X 0-1 ③ P5		5	0	1	0	0	0	5
Pat Burrell, R (1, 7) OBP: 0.400, SLG: 0.250		S B F B S 2-3 ① K		C F B 1 B B B SAFE 4-2 G3-1 1-2 BB		S C B X 1-2 2B 1B		T C B F B F X 2-2 ① P3		B C C B F S 2-3 ① K	4	1	1	0	1	2	0
Wes Helms, R (1, 5) OBP: 0.200, SLG: 0.400	S X 0-1 ② P4			C F X 0-2 ② G3-1 1-2 2-3		B X 1-0 1-H 1B 2B		F S X 0-2 ② G2-3		B B X 2-0 ② F8	5	1	1	1	0	0	2
Aaron Rowand, R (1, 8) OBP: 0.600, SLG: 0.500	C X 0-1 1B			D S F B F X 2-2 ③ L6		B S X 1-1 2-H 1B		C B S B B B 4-2 BB		X 0-0 ③ G5-3	4	0	2	1	1	0	2
2 Rod Barajas, R (1, 2)		1 SAFE F 1 SAFE B X 1-1 ③ F9			C X 0-1 ① G5-3	C S 1 SAFE X 0-2 ③ F9		B C F 1 SAFE X 1-2 ③ G5-3			4	0	0	0	0	0	3
39 Brett Myers, R (1, 1)			C B S S 1-3 ① K		C B B F S 2-3 ② K		B B B B 4-0 11 2B BB		X 0-0 ① G4-3		2	0	0	0	1	2	0
40 Matt Smith, L (8, 1)											0	0	0	0	0	0	0
45 Tom Gordon, R (9, 1)											0	0	0	0	0	0	0
19 Greg Dobbs, L (9, PH)											1	0	0	0	0	0	0
63 Ryan Madson, L (10, 1)											0	0	0	0	0	0	0
Inning Stats	R: 0 H: 1 E: 0 LOB: 1 K: 2 BB: 0 S: 10 P: 14	R: 0 H: 1 E: 0 LOB: 1 K: 1 BB: 0 S: 9 P: 12	R: 0 H: 0 E: 0 LOB: 0 K: 2 BB: 0 S: 9 P: 12	R: 0 H: 2 E: 0 LOB: 2 K: 0 BB: 1 S: 13 P: 22	R: 1 H: 1 E: 0 LOB: 0 K: 1 BB: 0 S: 11 P: 16	R: 2 H: 3 E: 0 LOB: 1 K: 1 BB: 0 S: 15 P: 21	R: 0 H: 1 E: 0 LOB: 2 K: 2 BB: 1 S: 10 P: 16	R: 0 H: 0 E: 0 LOB: 1 K: 0 BB: 1 S: 13 P: 20	R: 0 H: 1 E: 0 LOB: 2 K: 1 BB: 1 S: 9 P: 16	R: 0 H: 0 E: 0 LOB: 0 K: 1 BB: 0 S: 6 P: 10	1B: 6 SF: 0 2B: 3 SAC: 0 3B: 0 DP: 0 HR: 1 HBP: 0						

PITCHER		IP	WLS	BF	H	R	ER	SO	BB	IBB	HBP	BLK	WP	HR	S	P	ERA	WHIP
29 John Smoltz, R ERA: 4.5	(1, 1)	6.0		26	8	3	3	7	1	0	0	0	0	1	67	97	4.50	1.500
51 Michael Gonzalez, L ERA:	(7, 1)	1.0		5	1	0	0	2	1	0	0	0	0	0	10	16	0.00	2.000
39 Rafael Soriano, R ERA:	(8, 1)	1.0		4	0	0	0	0	1	0	0	0	0	0	13	20	0.00	1.000
28 Bob Wickman, R ERA:	(9, 1)	1.0	W	5	1	0	0	1	0	1	0	0	0	0	9	16	0.00	1.000
54 Chad Paronto, R ERA:	(10, 1)	1.0	S	3	0	0	0	1	0	0	0	0	0	0	6	10	0.00	0.000

PITCHER	IP	WLS	BF	H	R	ER	SO	BB	IBB	HBP	BLK	WP	HR	S	P	ERA	WHIP

BOTTOM

Atlanta Braves @ Philadelphia Phillies

Citizens Bank Park, Philadelphia, PA

Mon Apr 02 2007, 1:05 PM EDT
Att. 44,742 - Sunny - 59 F

livebaseballscorecards.com

AB	39
R	3
H	10
RBI	3
BB	4
SO	11
LOB	16

WP: 0 PA: 43
PB: 0
SB: 0
CS: 0

Batter	1	2	3	4	5	6	7	8	9	10	11	AB	R	H	RBI	BB	SO	LOB
2 Kelly Johnson, L (1, 4)	F7		P6			G3		BB		G4-3	G5-3	5	0	0	0	1	0	1
11 Edgar Renteria, R (1, 6) OBP: 0.400, SLG: 1.000	FC5-4, 10 BB, 1B		P3			K		F8		10 WP, 1B		5	0	2	0	0	1	1
10 Chipper Jones, S (1, 5) OBP: 0.600, SLG: 0.200	FC5-4, BB		K			F8		FC6-4, BB		IBB		2	0	0	0	3	1	0
Andruw Jones, R (1, 8) OBP: 0.100, SLG: 0.100	FC5-4, 7 FC5-4			K			G1-3, 16 1B, 1B	FC6-4		K		5	0	1	0	0	2	6
7 Jeff Francoeur, R (1, 9) OBP: 0.222, SLG: 0.333	FC5-4			16 G4-6-3, 1B			K		16 HR, 2B	P5		5	1	2	0	0	1	5
16 Brian McCann, L (1, 2) OBP: 0.556, SLG: 1.333		G4-3		G4-6-3			G1-3, 1B		2-H HR		L5	5	1	2	2	0	0	1
Craig Wilson, R (1, 3)		K			G5-3		G1-3, 1B		F8		HR	3	0	0	0	0	1	2
Scott Thorman, L (9, PH) OBP: 0.167, SLG: 0.667 (9, 3)												2	1	1	1	0	0	0
23 Matt Diaz, R (1, 7) OBP: 0.200, SLG: 0.200 39 Rafael Soriano, R (9, 1) 54 Chad Paronto, R (10, 1) 49 Macay McBride, L (10, 1) 4 Pete Orr, L (11, PH) OBP: 1.000, SLG: 1.000 28 Bob Wickman, R (11, 1)		E5		K			G5-3		G3-6-3, 1B		BLK, 1B	4	0	1	0	0	1	2
												0	0	0	0	0	0	0
												0	0	0	0	0	0	0
												0	0	0	0	0	0	0
												1	0	1	0	0	0	0
												0	0	0	0	0	0	0
15 Tim Hudson, R (1, 1) Chris Woodward, R (8, PH) 51 Michael Gonzalez, R (8, 1) Ryan Langerhans, L (9, PH) OBP: 0.167, SLG: 0.167 (9, 7)		K			K			L5	G3-6-3		K	2	0	0	0	0	2	1
												1	0	0	0	0	0	0
												0	0	0	0	0	0	0
												2	0	0	0	0	1	2
Inning Stats	R: 0 E: 0 K: 0 S: 10 H: 1 LOB: 2 BB: 1 P: 17	R: 0 E: 1 K: 2 S: 12 H: 0 LOB: 1 BB: 0 P: 20	R: 0 E: 0 K: 1 S: 11 H: 0 LOB: 0 BB: 0 P: 14	R: 0 E: 0 K: 1 S: 11 H: 1 LOB: 0 BB: 0 P: 14	R: 0 E: 0 K: 2 S: 9 H: 0 LOB: 0 BB: 0 P: 12	R: 0 E: 0 K: 1 S: 9 H: 0 LOB: 0 BB: 0 P: 11	R: 0 E: 0 K: 1 S: 16 H: 2 LOB: 2 BB: 0 P: 22	R: 0 E: 0 K: 0 S: 9 H: 0 LOB: 2 BB: 2 P: 22	R: 2 E: 0 K: 0 S: 9 H: 3 LOB: 0 BB: 0 P: 12	R: 0 E: 0 K: 1 S: 10 H: 1 LOB: 2 BB: 1 P: 16	R: 1 E: 0 K: 1 S: 13 H: 2 LOB: 1 BB: 0 P: 16	1B: 7 2B: 1 3B: 0 HR: 2	SF: 0 SAC: 0 DP: 2 HBP: 0			WP: 1 PB: 0 SB: 0 CS: 0	PA: 46		

PITCHER		IP	WLS	BF	H	R	ER	SO	BB	IBB	HBP	BLK	WP	HR	S	P	ERA	WHIP
35 Cole Hamels, L ERA:	(1, 1)	7.0		26	4	0	0	8	1	0	0	0	0	0	78	110	0.00	0.714
40 Matt Smith, L ERA:	(8, 1)	0.1	H	2	0	0	0	0	1	0	0	0	0	0	3	10	0.00	3.000
Geoff Geary, R ERA:	(8, 1)	0.2	H	3	0	0	0	0	1	0	0	0	0	0	6	12	0.00	1.500
45 Tom Gordon, R ERA: 9.0	(9, 1)	1.0	B	5	3	2	2	0	0	0	0	0	0	1	9	12	18.00	3.000
63 Ryan Madson, R ERA: 9.0	(10, 1)	2.0	L	10	3	1	1	2	0	1	0	1	1	1	23	32	4.50	1.500

PITCHER	IP	WLS	BF	H	R	ER	SO	BB	IBB	HBP	BLK	WP	HR	S	P	ERA	WHIP

TOP

Atlanta Braves @ Philadelphia Phillies

Citizens Bank Park, Philadelphia, PA

Wed Apr 04 2007, 7:05 PM EDT

Att. 41,516 - Drizzle - 45 F

livebaseballscorecards.com

AB	42
R	3
H	10
RBI	3
BB	4
SO	10
LOB	21

Batter	1	2	3	4	5	6	7	8	9	10	11	AB	R	H	RBI	BB	SO	LOB
11 Jimmy Rollins, S (1, 6) OBP: 0.500, SLG: 0.857	B C B S X 2-2 G4-3		B B B B 4-0 8 PO BB			C B F F B X 2-2 F8		C B S F B B B 4-2 8 E 8 S 8 2B BB		B I I I 4-0 8 G1-3 IBB		2	1	0	0	3	0	0
8 Shane Victorino, S (1, 9) OBP: 0.300, SLG: 0.444	C H 1-1 HBP		1 SAFE 1 SAFE 0-0 PO 1-2	B S B X 2-1 G4-3		F C S 0-3 K		B 1 SAFE C B X 2-1 6 CS 1-H 2B		B B C X 2-1 G1-3 1-2 2-3		4	0	1	1	0	1	2
6 Ryan Howard, L (1, 3) OBP: 0.500, SLG: 0.286	S D 1 SAFE S X 1-2 F7			X 0-0 G6-3		B B B B 4-0 BB		B B B C B 4-1 26 2B 2-3 BB		X 0-0 G4-3		3	0	0	0	2	0	3
26 Chase Utley, L (1, 4) OBP: 0.300, SLG: 0.333	1 SAFE 1 SAFE B X 1-0 F9			C B B B B 4-1 BB		F X 0-1 L9		C F B B X 1-2 1-H 2B			X 0-0 P5	4	0	1	0	1	0	2
Pat Burrell, R (1, 7) OBP: 0.375, SLG: 0.286 9 Michael Bourn, L (7, PR) (8, 7)		F B F S 1-3 K		X 0-0 F8			C X 0-1 G5-4-3 1B		C X 0-1 F9		C B C B X 2-2 G3	3 2	0 0	1 0	0 0	0 0	1 0	1 0
Wes Helms, R (1, 5) OBP: 0.125, SLG: 0.250 40 Matt Smith, L (8, 1) Geoff Geary, R (8, 1) 45 Tom Gordon, R (9, 1) 19 Greg Dobbs, L (9, PH) 63 Ryan Madson, L (10, 1) 28 Jayson Werth, R (11, PH) OBP: 1.000, SLG: 1.000		B S T X 1-2 G6-3	C F S 0-3 K				1 SAFE C X 0-1 G5-4-3 1-2f		B B B C X 3-1 F9		C S B B F X 2-2 1B	3 0 0 0 1 0 0	0 0 0 0 0 0 1	0 0 0 0 0 0 0	0 0 0 0 0 0 1	0 0 0 0 0 0 0	1 0 0 0 0 0 0	1 0 0 0 0 0 0
Aaron Rowand, R (1, 8) OBP: 0.400, SLG: 0.250	C F B B F F X 2-2 G6-3		B B X 2-0 G5-3				B B B B 4-0 51 S BB		B C T B C 2-3 K		C T S 0-3 K	4	0	0	0	1	2	1
51 Carlos Ruiz, R (1, 2) OBP: 0.500, SLG: 1.250			C B B F C 2-3 K		C B X 1-1 HR		B 1 SAFE B C C C C 2-3 1-2 K			C S X 0-2 8 G1-3 SH1-3 1B		4	1	2	1	0	2	1
35 Cole Hamels, L (1, 1) Abraham Nunez, S (8, 5)			B B F B C X 3-2 G4-3		X 0-0 G3			C X 0-1 G5-3		L X 0-1 SH1-3 1-2		2 1	0 0	0 0	0 0	0 0	0 0	0 0
Inning Stats	R: 0 H: 0 E: 0 LOB: 1 K: 0 BB: 0 S: 8 P: 13	R: 0 H: 0 E: 0 LOB: 0 K: 1 BB: 0 S: 11 P: 15	R: 0 H: 0 E: 0 LOB: 0 K: 1 BB: 1 S: 6 P: 15	R: 0 H: 0 E: 0 LOB: 1 K: 0 BB: 1 S: 5 P: 11	R: 1 H: 1 E: 0 LOB: 0 K: 1 BB: 0 S: 7 P: 10	R: 0 H: 0 E: 0 LOB: 1 K: 1 BB: 1 S: 9 P: 15	R: 0 H: 1 E: 0 LOB: 2 K: 1 BB: 1 S: 7 P: 13	R: 1 H: 2 E: 0 LOB: 2 K: 0 BB: 2 S: 11 P: 22	R: 0 H: 0 E: 0 LOB: 0 K: 1 BB: 0 S: 7 P: 12	R: 0 H: 1 E: 0 LOB: 2 K: 0 BB: 1 S: 8 P: 14	R: 0 H: 1 E: 0 LOB: 1 K: 1 BB: 0 S: 11 P: 15	1B: 3 2B: 2 3B: 0 HR: 1	SF: 0 SAC: 1 DP: 1 HBP: 1					

PITCHER		IP	WLS	BF	H	R	ER	SO	BB	IBB	HBP	BLK	WP	HR	S	P	ERA	WHIP
15 Tim Hudson, R ERA: 1.29	(1, 1)	7.0		26	2	1	1	5	4	0	1	0	0	1	53	92	1.29	0.857
51 Michael Gonzalez, L ERA: 4.5	(8, 1)	1.0		5	2	1	1	0	2	0	0	0	0	0	11	22	9.00	4.000
39 Rafael Soriano, R ERA:	(9, 1)	1.0		3	0	0	0	1	0	0	0	0	0	0	7	12	0.00	0.000
54 Chad Paronto, R ERA:	(10, 1)	0.2		4	1	0	0	0	0	1	0	0	0	0	7	13	0.00	1.500
49 Macay McBride, L ERA:	(10, 1)	0.1	W	1	0	0	0	0	0	0	0	0	0	0	1	1	0.00	0.000

PITCHER		IP	WLS	BF	H	R	ER	SO	BB	IBB	HBP	BLK	WP	HR	S	P	ERA	WHIP
28 Bob Wickman, R ERA:	(11, 1)	1.0	S	4	1	0	0	1	0	0	0	0	0	0	11	15	0.00	1.000

BOTTOM

Atlanta Braves @ Philadelphia Phillies

Citizens Bank Park, Philadelphia, PA

Wed Apr 04 2007, 7:05 PM EDT

Att. 41,516 - Drizzle - 45 F

livebaseballscorecards.com

AB	34
R	2
H	6
RBI	2
BB	7
SO	7
LOB	11

WP: 0 PA: 44
PB: 0
SB: 2
CS: 1

Atlanta Braves @ Philadelphia Phillies

Citizens Bank Park, Philadelphia, PA

Thu Apr 05 2007, 3:05 PM EDT
Att. 30,062 - Partly Cloudy - 43 F

livebaseballscorecards.com

Batter	1	2	3	4	5	6	7	8	9	AB	R	H	RBI	BB	SO	LOB
2 Kelly Johnson, L (1, 4) OBP: 0.188, SLG: 0.286	K	L1			1-H HR	K			G4-3	5	1	1	2	0	2	2
11 Edgar Renteria, R (1, 6) OBP: 0.467, SLG: 0.867	BB 10 E 16 1B 1B		10 G4-6-3 1B		G6-3	1-3 1B			K	5	1	3	0	0	1	0
10 Chipper Jones, S (1, 5) OBP: 0.467, SLG: 0.200	FC3 BB 16 1B 1-2		1-2f G4-6-3		2B 1B	P4			K	5	2	1	0	0	1	4
Andruw Jones, R (1, 8) OBP: 0.214, SLG: 0.231	16 1B 1-2 2-3 BB		K		1-H 7 1B 2B		K			3	1	1	1	1	2	0
16 Brian McCann, L (1, 2) OBP: 0.538, SLG: 1.083	7 G4-6-3 1-3 2-H 3-H 1B			F7	7 1B 2B IBB		K			3	1	1	2	1	1	0
7 Jeff Francoeur, R (1, 9) OBP: 0.231, SLG: 0.308	G4-6-3 1-2f			L9	1-3 2-H 2B 1B		K			4	1	1	1	0	1	2
Scott Thorman, L (1, 3) OBP: 0.200, SLG: 0.600		P4		G3-1	1-H 3-H 2B			K		4	0	1	2	0	1	0
Ryan Langerhans, L (1, 7) OBP: 0.300, SLG: 0.125		36 SH2-4 BB			K	11 1B BB		K		2	0	0	0	2	2	0
36 Chuck James, L (1, 1)		SH2-4 1-2			2 HR BB	K		G5-3		0	1	0	0	1	0	0
4 Pete Orr, L (6, PH) OBP: 0.500, SLG: 0.500										1	0	0	0	0	1	1
Oscar Villarreal, L (6, 1)										0	0	0	0	0	0	0
Craig Wilson, R (8, PH)										1	0	0	0	0	0	0
Tyler Yates, R (8, 1)										0	0	0	0	0	0	0
49 Macay McBride, L (9, 1)										0	0	0	0	0	0	0
54 Chad Paronto, R (9, 1)										0	0	0	0	0	0	0
39 Rafael Soriano, R (9, 1)										0	0	0	0	0	0	0
Inning Stats	R: 2 E: 1 K: 1 S: 15 H: 2 LOB: 1 BB: 1 P: 25	R: 0 E: 0 K: 0 S: 11 H: 0 LOB: 1 BB: 1 P: 19	R: 0 E: 0 K: 1 S: 8 H: 1 LOB: 0 BB: 0 P: 14	R: 0 E: 0 K: 0 S: 5 H: 0 LOB: 0 BB: 0 P: 5	R: 6 E: 0 K: 1 S: 26 H: 5 LOB: 1 BB: 2 P: 44	R: 0 E: 0 K: 2 S: 9 H: 1 LOB: 2 BB: 1 P: 18	R: 0 E: 0 K: 3 S: 9 H: 0 LOB: 0 BB: 0 P: 16	R: 0 E: 0 K: 2 S: 11 H: 0 LOB: 0 BB: 0 P: 16	R: 0 E: 0 K: 2 S: 9 H: 0 LOB: 0 BB: 0 P: 12	1B: 6 2B: 2 3B: 0 HR: 1	SF: 0 SAC: 1 DP: 2 HBP: 0					

TOP

AB	33
R	8
H	9
RBI	8
BB	5
SO	12
LOB	9

WP: 0 PB: 0 SB: 0 CS: 0 PA: 39

PITCHER		IP	WLS	BF	H	R	ER	SO	BB	IBB	HBP	BLK	WP	HR	S	P	ERA	WHIP
23 Adam Eaton, R ERA: 13.5	(1, 1)	4.2	L	24	7	8	7	3	3	1	0	0	0	1	62	103	13.50	2.143
46 Joe Bisenius, R ERA:	(5, 1)	1.1		6	2	0	0	2	1	0	0	0	0	0	12	22	0.00	2.250
Clay Condrey, R ERA:	(7, 1)	2.0		6	0	0	0	5	0	0	0	0	0	0	20	32	0.00	0.000
Antonio Alfonseca, R ERA:	(9, 1)	1.0		3	0	0	0	2	0	0	0	0	0	0	9	12	0.00	0.000

Batter	1	2	3	4	5	6	7	8	9	AB	R	H	RBI	BB	SO	LOB
11 Jimmy Rollins, S (1, 6) OBP: 0.533, SLG: 0.727	BBCSBB 4-2 28 SH1-3 BB		BCBX 2-1 ② P5		BBBCX 3-2 26 1B 1B		CFBBX 2-2 26 1B 1B	CBBBFX 3-2 ③ F7		4	0	2	0	1	0	2
28 Jayson Werth, R (1, 9) OBP: 0.400, SLG: 0.250	X 0-0 ① SH1-3 1-2		CSBBBX 2-2 ③ L4		BBFC1X SAFE 2-2 ② F9		BBCX 2-1 ① F8		CBBBB 4-1 6 BB BB BB BB	3	1	0	0	1	0	2
26 Chase Utley, L (1, 4) OBP: 0.400, SLG: 0.500	BBBCX 3-1 ② F9			X 0-0 2B 2B	CX 0-1 1-2 1B		CBX 1-1 1-2 1B		X 0-0 ① F8	5	1	3	0	0	0	2
6 Ryan Howard, L (1, 3) OBP: 0.400, SLG: 0.182	FBCFDBFX 3-2 ③ F9			CCX 0-2 ① P3	DSSBS 2-3 ③ K		SDSFS 1-3 ② K		CFDDBFD 4-2 BB 8 BB 1-2 BB	4	1	0	0	1	2	6
Pat Burrell, R (1, 7) OBP: 0.462, SLG: 0.545		BFCS 1-3 ① K		CBB2BX SAFE 2-1 1B 2-H 2B		CBBBX 2-1 1B 19 G3 2B	BCBCDS 3-3 ③ K		CBBBBB 4-1 8 BB BB 1-2 2-3 BB	4	1	2	1	1	2	2
Wes Helms, R (1, 5) OBP: 0.231, SLG: 0.250		BBBCSSC 3-3 ② K		BBSSSX 2-2 2-3 1B		FBFFC 1-3 ① K		CBSBFFC 2-3 ① K	DBBCB 4-1 8 BB 1-2 2-3 3-H BB	4	0	1	1	1	3	1
Aaron Rowand, R (1, 8) OBP: 0.400, SLG: 0.308	BBCX 2-1 2 FC5-4 1B			CFBS 1-3 ② K		BX 1-0 19 G3 2-3 1B		SX 0-1 ② F8	CBFC 1-3 ② K	5	0	2	0	0	2	5
2 Rod Barajas, R (1, 2) 46 Joe Bisenius, R (5, 1) 19 Greg Dobbs, L (6, PH) Clay Condrey, R (7, 1) 9 Michael Bourn, L (8, PH) OBP: 0.333, SLG: 0.333 Antonio Alfonseca, R (9, 1) 8 Shane Victorino, S (9, PH) OBP: 0.364, SLG: 0.444	X 0-0 ③ FC5-4 1-2f			DBCBX 3-1 ③ F9		X 0-0 ② G3 1-2 3-H		BCX 1-1 51 1B 1B	BBCBB 4-1 1-2 2-3 3-H BB	2 0 0 0 0 0 3 0 0 0 0 0 0 0 1 0 0 1 0 0 1 0 0 0 0 0 0 0 1 0 1 0 0 0 0 0 0 0 0 0 0 0 0 0 0 1 1 0 0						
23 Adam Eaton, R (1, 1) 51 Carlos Ruiz, R (5, 2) OBP: 0.375, SLG: 0.750			BCBFS 2-3 ① K		BFX 1-1 ① F9	X 0-0 ③ G6-3		BX 1-0 1-2 1B	X 0-0 ③ P6	1 0 0 0 0 1 0 4 0 1 0 0 0 4						
Inning Stats	R: 0 H: 0 E: 0 LOB: 1 K: 0 BB: 1 S: 10 P: 20	R: 0 H: 1 E: 0 LOB: 1 K: 2 BB: 0 S: 9 P: 15	R: 0 H: 0 E: 0 LOB: 0 K: 1 BB: 0 S: 8 P: 14	R: 1 H: 3 E: 0 LOB: 2 K: 1 BB: 0 S: 14 P: 22	R: 0 H: 2 E: 0 LOB: 2 K: 1 BB: 0 S: 13 P: 21	R: 1 H: 2 E: 0 LOB: 1 K: 1 BB: 0 S: 9 P: 13	R: 0 H: 2 E: 0 LOB: 2 K: 2 BB: 0 S: 14 P: 23	R: 0 H: 2 E: 0 LOB: 2 K: 1 BB: 0 S: 13 P: 20	R: 2 H: 0 E: 0 LOB: 3 K: 1 BB: 5 S: 12 P: 33	1B: 9 SF: 0 2B: 3 SAC: 1 3B: 0 DP: 0 HR: 0 HBP: 0						

BOTTOM

Atlanta Braves @ Philadelphia Phillies

Citizens Bank Park, Philadelphia, PA

Thu Apr 05 2007, 3:05 PM EDT
Att. 30,062 - Partly Cloudy - 43 F

livebaseballscorecards.com

AB	38
R	4
H	12
RBI	4
BB	6
SO	10
LOB	28

WP: 0 PA: 45
PB: 0
SB: 0
CS: 0

PITCHER		IP	WLS	BF	H	R	ER	SO	BB	IBB	HBP	BLK	WP	HR	S	P	ERA	WHIP
36 Chuck James, L ERA: 1.8	(1, 1)	5.0	W	22	6	1	1	5	1	0	0	0	0	0	54	92	1.80	1.400
Oscar Villarreal, R ERA: 4.5	(6, 1)	2.0		10	4	1	1	3	0	0	0	0	0	0	23	36	4.50	2.000
Tyler Yates, R ERA:	(8, 1)	1.0		5	2	0	0	1	0	0	0	0	0	0	13	20	0.00	2.000
49 Macay McBride, L ERA: 27.0	(9, 1)	0.1		4	0	2	2	0	3	0	0	0	0	0	6	18	54.00	9.000
54 Chad Paronto, R ERA:	(9, 1)	0.1		3	0	0	0	1	2	0	0	0	0	0	5	14	0.00	6.000

PITCHER		IP	WLS	BF	H	R	ER	SO	BB	IBB	HBP	BLK	WP	HR	S	P	ERA	WHIP
39 Rafael Soriano, R ERA:	(9, 1)	0.1	S	1	0	0	0	0	0	0	0	0	0	0	1	1	0.00	0.000

New York Mets @ Atlanta Braves

Turner Field, Atlanta, GA

Fri Apr 06 2007, 7:35 PM EDT

Att. 51,014 - Clear - 51 F

TOP

livebaseballscorecards.com

Batter	1	2	3	4	5	6	7	8	9	AB	R	H	RBI	BB	SO	LOB
7 José Reyes, S (1, 6) OBP: 0.429, SLG: 0.789	B F X 1-1 16 SF7 3B	B B C C T X 3-2 ③ F8			X FA 83 0-0 ② F8	B CH 83 F SL 84 B CH 84 X CH 82 2-1 1-H 2-H 3B		B FA 96 S SL 89 S SL 87 D SL 89 X SL 87 2-2 16 G2-3 21 1B 1-2 2-H 3-H 1B	X CU 76 0-0 ② G6-3	6	2	3	4	0	0	1
16 Paul Lo Duca, R (1, 2) OBP: 0.450, SLG: 0.444 11 Ramon Castro, R (9, 2)	X 0-0 ① SF7 3-H		B FA 84 B CH 73 C CU 80 X 2-1 15 FC5-4 1B		C FA 84 B CU 70 F CH 74 B FA 85 B FA 84 F FA 83 X FA 85 3-2 15 BB 1B	C FA 89 F SL 80 B FA 88 C SL 78 1-3 ③ K		B FA 94 X FA 94 1-0 ② G2-3 1-2 2-3	B FA 88 X FA 88 1-0 15 BB 1B	5 0	0 0	3 0	1 0	0 0	1 0	3 0
15 Carlos Beltrán, S (1, 8) OBP: 0.450, SLG: 0.800	C B C B X 2-2 21 F9 2B	C FA 84 B FA 85 F CU 71 D CH 71 X CU 72 2-2 ① FC5-4 1-2f			D CH 75 B FA 84 B CH 75 C FA 84 B FA 85 4-1 1-2 BB	C CH 85 X FA 90 0-1 ① F7	I IN 72 I IN 75 I IN 77 I IN 77 4-0 21 1B 5 2B IBB	D CU 77 T FA 87 B FA 89 B FA 90 B FA 89 4-1 1-2 BB	3	1	1	0	3	0	1
21 Carlos Delgado, L (1, 3) OBP: 0.200, SLG: 0.211	B C B F B F X 3-2 ② F9 2-3	F FA 85 F FA 83 B CU 69 X CU 70 1-2 ② F9			C FA 86 B FA 84 F FA 84 F FA 85 F CH 76 S CH 76 1-3 ③ K	X CH 84 0-0 ② P5	C FA 88 D CU 78 F FA 90 X CU 77 1-2 5 2B 18 PB 1-2 2-H 3-H 1B	B FA 90 D CU 78 C FA 88 T FA 89 B FA 90 S FA 90 3-3 ③ K	6	1	1	2	0	2	6
5 David Wright, R (1, 5) OBP: 0.444, SLG: 0.467	C S B S 1-3 ③ K	B CH 74 1 SAFE B CH 74 X CH 75 2-0 ③ F8				B CH 73 F CH 73 S FA 84 B FA 84 B FA 84 F FA 85 X FA 85 3-2 18 F8 20 1B 2B	C FA 89 B FA 89 F FA 88 B SL 79 F CH 83 C CU 78 2-3 ③ K	C FA 90 F FA 89 F FA 90 F FC 85 B FA 91 X FA 89 1-2 18 PB 1-3 2-H 2B		5	1	2	1	0	2	2
18 Moises Alou, R (1, 7) OBP: 0.412, SLG: 0.400 40 Ambiorix Burgos, R (8, 1) 35 Joe Smith, R (9, 1)		B X 1-0 22 2B 2B	B FA 83 C FA 84 C FA 85 C FA 85 F CH 75 B CH 74 X CH 75 3-2 ① F8		B CH 75 X FA 84 1-0 ① F8 2-3			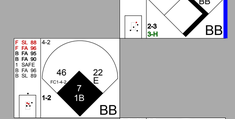		4 0 0	1 0 0	2 0 0	0 0 0	1 0 0	0 0 0	1 0 0
20 Shawn Green, L (1, 9) OBP: 0.444, SLG: 0.333	B B F X 2-1 ① P4	B FA 83 C FA 84 C FA 85 B CU 72 F CU 70 F CH 74 X FA 85 2-2 ② P6				C FA 85 B FA 84 F FA 83 X FA 86 1-2 46 1B 7 3B 3-H 1B				3	2	1	1	2	0	1
22 Jose Valentin, S (1, 4) OBP: 0.176, SLG: 0.188	C X 0-1 2-H 2B		C FA 85 B CU 70 B CH 74 B FA 84 X FA 85 3-1 ③ F7			1 SAFE B CH 75 B CH 74 S FA 83 1 SAFE 1 SAFE F CH 73 B FA 85 X FA 83 3-2 ② P4		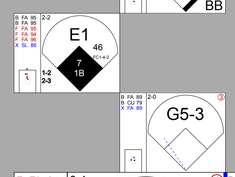		5	1	1	1	0	0	6
46 Oliver Pérez, L (1, 1) OBP: 0.250, SLG: 0.250 44 Lastings Milledge, R (8, 7)	X 0-0 ② P5				C FA 84 X FA 83 0-1 ① P6	F FA 84 X CH 74 0-1 7 3B 1-2 1B		F FA 94 X FA 94 0-1 ① FC1-4-2 16 G2-3 7 1B 21 1B 1-2 2-3 3-Hf	B FA 88 X FA 88 1-0 ① F9	4 1	2 0	1 0	0 0	0 0	0 0	4 0
Inning Stats	R: 1 E: 0 K: 1 S: 13 H: 2 LOB: 1 BB: 0 P: 20	R: 1 E: 0 K: 0 S: 10 H: 2 LOB: 1 BB: 0 P: 16	R: 0 E: 0 K: 0 S: 9 H: 1 LOB: 1 BB: 0 P: 16	R: 0 E: 0 K: 0 S: 10 H: 0 LOB: 0 BB: 0 P: 18	R: 0 E: 0 K: 1 S: 13 H: 1 LOB: 2 BB: 1 P: 21	R: 3 E: 0 K: 1 S: 18 H: 4 LOB: 1 BB: 0 P: 29	R: 0 E: 0 K: 1 S: 7 H: 0 LOB: 0 BB: 0 P: 9	R: 6 E: 1 K: 0 S: 27 H: 4 LOB: 3 BB: 4 P: 53	R: 0 E: 0 K: 1 S: 7 H: 1 LOB: 2 BB: 1 P: 16	1B: 8 2B: 5 3B: 2 HR: 0 SF: 1 SAC: 0 DP: 0 HBP: 0						
										AB 42 R 11 H 15 RBI 10 BB 6 SO 5 LOB 25						

PITCHER		IP	WLS	BF	H	R	ER	SO	BB	IBB	HBP	BLK	WP	HR	S	P	ERA	WHIP
19 Mark Redman, L ERA: 7.94	(1, 1)	5.2	L	27	9	5	5	2	1	0	0	0	0	0	68	112	7.94	1.765
Oscar Villarreal, R ERA: 2.7	(6, 1)	1.1		5	1	0	0	2	0	0	0	0	0	0	12	17	0.00	0.750
Tyler Yates, R ERA: 10.8	(8, 1)	0.2		7	2	5	2	0	1	1	0	0	0	0	14	28	27.00	4.500
49 Macay McBride, L ERA: 9.0	(8, 1)	1.1		10	3	1	0	1	3	0	0	0	0	0	20	41	0.00	4.500

PITCHER	IP	WLS	BF	H	R	ER	SO	BB	IBB	HBP	BLK	WP	HR	S	P	ERA	WHIP

Batter	1	2	3	4	5	6	7	8	9	AB	R	H	RBI	BB	SO	LOB
Chris Woodward, R (1, 4) OBP: 0.200, SLG: 0.200 (9, 6)	B C F B S 2-3 K ①		B FA 92 F FA 91 B FA 92 B FA 91 S FA 92 X FA 93 3-2 11 G5-4-3 1B 1-2			B FA 91 C FA 91 B CU 78 B FA 93 X FA 90 3-1 P4 ①			B FA 89 C FA 89 B SL 80 F FA 90 C SL 82 2-3 K ①	4	0	1	0	0	2	0
11 Edgar Renteria, R (1, 6) OBP: 0.389, SLG: 0.722 4 Pete Orr, L (9, 4) OBP: 0.333, SLG: 0.333	C B X 1-1 G5-3 ②		C FA 92 X SL 84 0-1 G5-4-3 ② ③ 1-2f			C FA 91 B FA 93 S FA 94 C SL 80 1-3 K ②			F FA 90 F FA 90 B SL 83 F SL 81 X CH 79 1-2 G4-3 ②	3 1	0 0	0 0	0 0	0 0	1 0	2 0
10 Chipper Jones, S (1, 5) OBP: 0.474, SLG: 0.286	X 0-0 G4-3 ③			X FA 91 0-0 G6-4-3 1B		B FA 94 X FA 93 1-0 P4 ③			X FA 89 0-0 1B	4	0	2	0	0	0	0
Andruw Jones, R (1, 8) OBP: 0.167, SLG: 0.176		C B F B B S 3-3 K ①		C FA 91 X CU 80 0-1 G6-4-3 ① ② 1-2f			C FA 91 B CU 79 F CU 78 F FA 93 F CU 81 F SL 80 S CU 80 1-3 K ①		X 0-0 G5-3 ③	4	0	0	0	0	2	2
7 Jeff Francoeur, R (1, 9) OBP: 0.250, SLG: 0.500		B S F F F X 1-2 G4-3 ②		B CU 77 B SL 83 X FA 93 2-0 HR			F CU 80 X FA 93 0-1 G5-3 ②			3	1	1	1	0	0	0
16 Brian McCann, L (1, 2) OBP: 0.500, SLG: 0.933 49 Macay McBride, L (8, 1)		B FA 92 F CH 81 C FA 91 X FA 92 1-2 1B		B FA 94 B CU 78 B FA 94 C FA 92 X FA 93 3-1 F8 ③			F FA 92 F FA 91 B CU 82 T CU 80 1-2 K ③			3 0	0 0	1 0	0 0	0 0	1 0	0 0
Craig Wilson, R (1, 3)		X FA 93 0-0 P4 ③			X FA 92 0-0 F9 ①			B FA 95 F FA 95 C SL 86 S FS 86 1-3 K ①		3	0	0	0	0	1	1
23 Matt Diaz, R (1, 7) OBP: 0.250, SLG: 0.250			B FA 92 X FA 91 1-0 19 FC1-6 1B		C SL 84 F SL 83 X FA 94 0-2 F9 ②			C SL 87 F X 0-2 G6-3 ②		3	0	1	0	0	0	0
19 Mark Redman, L (1, 1) Oscar Villarreal, L (6, 1) Tyler Yates, R (8, 1) 8 Brayan Peña, S (8, 2)			1 SAFE B FA 90 X FA 91 1-0 FC1-6 ① 1B 1-2f		C FA 90 C FA 93 F CU 78 B FA 93 T FA 92 1-2 K ③			F FA 96 X FS 85 0-1 P2 ③		2 0 0 1	0 0 0 0	0 0 0 0	0 0 0 0	1 0 0 0	1 0 0 0	1 0 0 0
Inning Stats	R: 0 E: 0 K: 1 S: 6 H: 0 LOB: 0 BB: 0 P: 9	R: 0 E: 0 K: 1 S: 12 H: 1 LOB: 1 BB: 0 P: 17	R: 0 E: 0 K: 0 S: 7 H: 2 LOB: 1 BB: 0 P: 12	R: 1 E: 0 K: 0 S: 6 H: 2 LOB: 0 BB: 0 P: 11	R: 0 E: 0 K: 1 S: 8 H: 0 LOB: 0 BB: 0 P: 9	R: 0 E: 0 K: 1 S: 6 H: 0 LOB: 0 BB: 0 P: 11	R: 0 E: 0 K: 2 S: 11 H: 0 LOB: 0 BB: 0 P: 13	R: 0 E: 0 K: 1 S: 8 H: 0 LOB: 0 BB: 0 P: 9	R: 0 E: 0 K: 1 S: 9 H: 1 LOB: 1 BB: 0 P: 12	1B: 5 2B: 0 3B: 0 HR: 1	SF: 0 SAC: 0 DP: 2 HBP: 0						

PITCHER		IP	WLS	BF	H	R	ER	SO	BB	IBB	HBP	BLK	WP	HR	S	P	ERA	WHIP
46 Oliver Pérez, L ERA: 1.29	(1, 1)	7.0	W	24	5	1	1	6	0	0	0	0	0	1	56	82	1.29	0.714
40 Ambiorix Burgos, R ERA:	(8, 1)	1.0		3	0	0	0	1	0	0	0	0	0	0	8	9	0.00	0.000
35 Joe Smith, R ERA:	(9, 1)	1.0		4	1	0	0	1	0	0	0	0	0	0	9	12	0.00	1.000

PITCHER	IP	WLS	BF	H	R	ER	SO	BB	IBB	HBP	BLK	WP	HR	S	P	ERA	WHIP

BOTTOM

New York Mets @ Atlanta Braves

Turner Field, Atlanta, GA

Fri Apr 06 2007, 7:35 PM EDT
Att. 51,014 - Clear - 51 F

livebaseballscorecards.com

AB	31
R	1
H	6
RBI	1
BB	0
SO	8
LOB	6

Batter	1	2	3	4	5	6	7	8	9	AB	R	H	RBI	BB	SO	LOB
7 José Reyes, S (1, 6) OBP: 0.423, SLG: 0.682	C FA 94 X FC 91 0-1 ① G4-3		B FS 84 B FC 91 X FS 85 2-0 ② FC1-5-6-1 2-3		C B FA 93 B CH 86 F FA 93 B FA 91 F B 4-2 16 G4-3 16 S 15 1B BB	B FC 89 B FC 90 B CH 86 B FA 92 4-0 BB		C C F FA 95 S FA 96 0-3 ② K		3	1	0	0	2	1	1
16 Paul Lo Duca, R (1, 2) OBP: 0.440, SLG: 0.545	B FA 94 B FA 95 F FA 96 F FA 96 B FC 91 X FA 94 3-2 HR		B FC 89 B SL 89 D CH 86 C FA 93 B FA 94 4-1 BB		1 SAFE 1 SAFE B FA 92 C FA 93 X FC 89 1-1 ① G4-3 1-3	S FC 89 S FC 90 B SL 88 B FA 93 F SL 88 S SL 88 2-3 ③ K		C SL 80 F FA 96 F SL 84 B FA 95 F FA 95 B FA 93 F SL 81 X SL 82 2-2 ③ G5-3		4	1	1	1	1	1	3
15 Carlos Beltrán, S (1, 8) OBP: 0.400, SLG: 0.650	F FA 95 B FC 90 X FA 90 1-1 E5 21 P2-3		C FA 95 D CH 87 F CH 86 B FA 95 X FS 85 2-2 ③ G4-3		C FA 94 B FA 94 X FA 94 1-1 21 1B 3-H 1B		S FA 92 X FA 92 0-1 ① F7		B FA 90 C SL 88 F FA 91 B FA 91 B SL 81 S CU 79 3-3 ① K	5	0	1	1	0	1	2
21 Carlos Delgado, L (1, 3) OBP: 0.280, SLG: 0.261	S FC 89 1 SAFE F FC 89 B CH 86 F FC 90 D CH 87 B FA 94 X FC 90 3-2 ②③ P2-3 1-2f			C FA 94 B CH 86 X CH 86 1-1 ① F7	B FA 93 1 SAFE B FA 93 C CH 84 1 SAFE C CH 84 B CH 83 X FS 83 3-2 18 FC6-4 1-3 1B		C FA 92 S FA 94 X FA 95 0-2 18 BB 20 1B 1B		B FA 91 C CU 78 F FA 89 B FA 91 B SL 80 F CU 79 B SL 89 4-2 5 1B 5 WP BB	4	1	2	0	1	0	1
5 David Wright, R (1, 5) OBP: 0.391, SLG: 0.400		B FC 89 F FA 93 C FA 93 B FA 93 B SL 81 F FA 94 F FA 93 S SL 87 3-3 ① K		C SL 88 B FA 94 B FA 93 B FC 91 C FA 95 S FA 94 3-3 ② K	F FA 94 C FA 94 B FC 90 S FC 89 1-3 ② K		B CU 81 B FA 94 C FA 92 B FA 93 F FA 91 X FA 92 3-2 ② F8		B SL 90 B SL 89 B FA 91 C FA 88 X FA 89 3-1 20 S 1-3 1B	5	0	1	0	0	3	3
18 Moises Alou, R (1, 7) OBP: 0.409, SLG: 0.368		B SL 88 S FC 88 B FA 92 C SL 90 B SL 89 X SL 87 3-2 ② F8		C CU 77 B FA 94 B FA 92 F FC 89 X CU 76 2-2 20 2B 1B	B FC 87 X SL 89 1-0 ③ FC6-4 1-2f		B CU 80 C CU 80 F FA 93 B FA 94 D SL 83 F CU 83 B CU 82 4-2 20 1B 1-2 BB		X SL 80 0-0 ② F8	4	0	1	0	1	0	4
20 Shawn Green, L (1, 9) OBP: 0.478, SLG: 0.450		B CH 85 X CH 86 1-0 ③ G5-3		1 SAFE B FA 94 B CH 86 F CH 86 X FC 91 2-1 1-3 2B	C FA 93 X CH 85 0-1 SH5-4 1B	B FA 93 X FA 92 1-0 1-2 2-H 1B			B FA 88 C CU 79 X FA 89 1-1 ③ L3 1-2	5	0	3	1	0	0	2
22 Jose Valentin, S (1, 4) OBP: 0.238, SLG: 0.211			S CH 85 F FA 89 X CH 83 0-2 7 FC1-5-6-1 SH5-4 1B	I IN 67 I IN 76 I IN 74 I IN 75 4-0 IBB	B CH 84 B FA 92 X CH 83 2-0 ① P3	B FA 92 C CU 80 B CU 81 X FA 92 2-1 ③ P4				3	0	1	0	1	0	3
Tom Glavine, L (1, 1) OBP: 0.333, SLG: 0.333 25 Pedro Feliciano, L (6, 1) 35 Joe Smith, R (6, 1) 17 David Newhan, L (8, PH) OBP: 0.500, SLG: 0.500 Scott Schoeneweis, L (8, 1)			B FA 90 X FA 90 1-0 ① SH5-4 1-2	X FA 94 0-0 ③ P5	B FA 91 X FA 90 1-0 ② SH5-4 1-2			B X 1-0 ① G3		1 0 0 1 0	0 0 0 0 0	0 0 0 0 0	0 0 0 0 0	0 0 0 0 0	0 0 0 0 0	3 0 0 0 0
Inning Stats	R: 1 E: 1 K: 0 S: 11 H: 1 LOB: 0 BB: 0 P: 18	R: 0 E: 0 K: 1 S: 9 H: 0 LOB: 0 BB: 0 P: 16	R: 0 E: 0 K: 0 S: 9 H: 1 LOB: 2 BB: 1 P: 18	R: 0 E: 0 K: 1 S: 11 H: 2 LOB: 3 BB: 1 P: 23	R: 1 E: 0 K: 1 S: 14 H: 2 LOB: 2 BB: 1 P: 25	R: 0 E: 0 K: 1 S: 9 H: 1 LOB: 2 BB: 1 P: 18	R: 1 E: 0 K: 0 S: 14 H: 2 LOB: 2 BB: 1 P: 24	R: 0 E: 0 K: 1 S: 11 H: 0 LOB: 0 BB: 0 P: 14	R: 0 E: 0 K: 1 S: 11 H: 1 LOB: 2 BB: 1 P: 22	1B: 8 2B: 2 3B: 0 HR: 1 SF: 0 SAC: 2 DP: 1 HBP: 0				WP: 1 PB: 0 SB: 2 CS: 0		PA: 43

PITCHER		IP	WLS	BF	H	R	ER	SO	BB	IBB	HBP	BLK	WP	HR	S	P	ERA	WHIP
29 John Smoltz, R ERA: 3.75	(1, 1)	6.0	W	29	7	2	2	4	3	1	0	0	0	1	63	118	3.00	1.667
51 Michael Gonzalez, L ERA: 6.0	(7, 1)	1.0	H	6	2	1	1	0	1	0	0	0	0	0	14	24	9.00	3.000
39 Rafael Soriano, R ERA:	(8, 1)	1.0	H	3	0	0	0	1	0	0	0	0	0	0	11	14	0.00	0.000
28 Bob Wickman, R ERA:	(9, 1)	1.0	S	5	1	0	0	1	1	0	0	0	1	0	11	22	0.00	2.000

PITCHER	IP	WLS	BF	H	R	ER	SO	BB	IBB	HBP	BLK	WP	HR	S	P	ERA	WHIP

TOP

New York Mets @ Atlanta Braves

Turner Field, Atlanta, GA

Sat Apr 07 2007, 3:55 PM EDT

Att. 43,156 - Sunny - 45 F

livebaseballscorecards.com

AB	35
R	3
H	10
RBI	3
BB	6
SO	6
LOB	22

Batter	1	2	3	4	5	6	7	8	9	AB	R	H	RBI	BB	SO	LOB
2 Kelly Johnson, L (1, 4) OBP: 0.250, SLG: 0.294	B FA 83 B FA 82 X FA 83 2-0 E3 BB 11 BB 7 G6-3	C FA 85 B CU 68 B FA 85 X CH 79 2-1 11 S 1B			B FA 82 B CH 75 X FA 82 2-0 ① G4-3	B FA 87 B FA 85 C FA 86 F FA 86 F FA 87 B SL 77 B FA 88 4-2 11 1B 1-2 BB				3	1	1	0	1	0	0
11 Edgar Renteria, R (1, 6) OBP: 0.409, SLG: 0.667	B FA 84 B CH 76 1 SAFE B CH 76 B FA 83 4-0 7 G6-3 BB 1-2 BB	1 SAFE D CH 77 F FA 86 S CH 77 B CH 78 X CH 77 2-2 ③ F9 1-2			F CH 76 B CH 76 B CH 76 X FA 84 2-1 ② F9	B FA 89 C FA 88 X FA 89 1-1 1-2 2-3 3-H 1B				3	0	1	1	1	0	1
10 Chipper Jones, S (1, 5) OBP: 0.391, SLG: 0.222	C CH 78 B CH 77 B FA 84 T CH 77 X CH 78 2-2 ① F4		C CH 74 B CU 67 F FA 84 X CH 78 1-2 ① F7		B CH 77 B CH 76 S CH 77 B FA 83 X CH 76 3-1 ③ F7	F CH 78 S CH 78 B CH 78 B FA 87 X FA 88 2-2 ③ F7				4	0	0	0	0	0	5
Andruw Jones, R (1, 8) OBP: 0.273, SLG: 0.263	C FA 86 B FA 85 C CH 77 D CH 78 F CH 78 F FA 87 B FA 88 B FA 88 4-2 7 G6-3 1-2 2-3 BB		C CH 76 B CH 76 B FA 84 X CH 78 2-1 ② G6-3			B FA 84 B CH 77 C CH 78 S FA 83 B CH 76 F CH 77 X FA 86 3-2 7 1B 23 SF 2B	B FA 88 C FA 88 B FA 89 B FA 90 B FA 88 4-1 7 G6-4-3 BB			2	1	1	0	2	0	0
7 Jeff Francoeur, R (1, 9) OBP: 0.250, SLG: 0.450	B CH 80 S FA 88 X CH 79 1-1 ② G6-3 1-2 2-3 3-H		B CH 77 X CH 78 1-0 ③ G1-3			F FA 85 B CH 78 B CH 78 X CH 79 2-1 23 SF BB SF9 2-3 1B	B FA 87 X FA 88 1-0 ① ② G6-4-3 1-2f			4	1	1	1	0	0	3
16 Brian McCann, L (1, 2) OBP: 0.400, SLG: 0.737	D FA 87 S CH 78 B FA 85 F FA 86 F CH 78 B CH 78 X CH 78 3-2 ③ G4-3			B CH 76 B CH 77 B FA 85 C F X 3-2 ① L4		X CH 78 0-0 ① L4	B FA 88 F CH 79 B CH 78 B CH 78 X FA 87 3-1 ③ G3-1			4	0	0	0	0	0	4
Craig Wilson, R (1, 3) OBP: 0.250, SLG: 0.100		C FA 84 F FA 81 B CH 78 B CU 65 F FA 85 B CH 78 S CH 78 3-3 ① K		B FA 86 F CH 76 H FA 82 2-1 HBP	B CH 78 1 SAFE B FA 85 B CH 78 F FA 85 B CH 78 4-1 SF9 23 SF 11 1B 1-2 BB		C S SL 81 B SL 83 X FA 90 1-2 FC5-4 1B			2	1	1	0	1	1	0
23 Matt Diaz, R (1, 7) OBP: 0.273, SLG: 0.600 Ryan Langerhans, L (7, 7) OBP: 0.273, SLG: 0.111		B CH 77 X FA 85 1-0 HR		S FA 84 B FA 84 B CH 75 B CH 78 1 SAFE X FA 86 3-1 ② F8		B CH 79 F CH 79 B FA 86 X CH 77 2-1 SF 11 1B 2 BB 1-2 2-3 3-H	1 SAFE L FA 90 L FA 90 D SL 83 1 SAFE X FA 90 1-2 ① FC5-4 CS 1-2f			2 1	1 0	1 0	2 0	0 0	0 0	1 1
29 John Smoltz, R (1, 1) Chris Woodward, R (6, PH) OBP: 0.167, SLG: 0.200 51 Michael Gonzalez, R (7, 1) 39 Rafael Soriano, R (8, 1) Scott Thorman, L (8, PH) OBP: 0.182, SLG: 0.545 28 Bob Wickman, R (9, 1)		C FA 84 B FA 84 X CH 77 1-1 ② G1-3		B FA 93 F FA 91 S FA 88 B C 2-3 ③ K		B CH 83 C FA 84 B FA 86 X CH 74 2-1 ② SF9 2-3 3-H	F FA 90 B SL 82 1 SAFE B FA 91 S FA 89 X FA 90 2-2 ② ③ G4-3 1-2			2 0 0 0 1 0	0 0 0 0 0 0	0 0 0 0 0 0	0 1 0 0 0 0	0 0 0 0 0 0	1 0 0 0 0 0	1 0 0 0 1 0
Inning Stats	R: 1 E: 1 K: 0 S: 14 H: 0 LOB: 2 BB: 2 P: 30	R: 1 E: 0 K: 1 S: 12 H: 2 LOB: 1 BB: 0 P: 21	R: 0 E: 0 K: 0 S: 6 H: 0 LOB: 0 BB: 0 P: 10	R: 0 E: 0 K: 1 S: 9 H: 0 LOB: 1 BB: 0 P: 19	R: 0 E: 0 K: 0 S: 5 H: 0 LOB: 0 BB: 0 P: 12	R: 3 E: 1 K: 0 S: 20 H: 3 LOB: 3 BB: 2 P: 40	R: 0 E: 0 K: 0 S: 4 H: 0 LOB: 0 BB: 1 P: 12	R: 0 E: 0 K: 0 S: 9 H: 1 LOB: 0 BB: 0 P: 13		1B: 4 2B: 1 3B: 0 HR: 1 SF: 2 SAC: 0 DP: 1 HBP: 1			WP: 0 PB: 0 SB: 1 CS: 1 PA: 36	

PITCHER		IP	WLS	BF	H	R	ER	SO	BB	IBB	HBP	BLK	WP	HR	S	P	ERA	WHIP
Tom Glavine, L ERA: 2.38	(1, 1)	5.1	L	26	4	5	2	2	3	0	1	0	0	1	56	113	3.38	1.312
25 Pedro Feliciano, L ERA:	(6, 1)	0.1		2	0	0	0	0	1	0	0	0	0	0	5	11	0.00	3.000
35 Joe Smith, R ERA:	(6, 1)	1.1		5	1	0	0	0	1	0	0	0	0	0	9	20	0.00	1.500
Scott Schoeneweis, L ERA:	(8, 1)	1.0		3	1	0	0	0	0	0	0	0	0	0	9	13	0.00	1.000

PITCHER	IP	WLS	BF	H	R	ER	SO	BB	IBB	HBP	BLK	WP	HR	S	P	ERA	WHIP

BOTTOM

New York Mets @ Atlanta Braves

Turner Field, Atlanta, GA

Sat Apr 07 2007, 3:55 PM EDT
Att. 43,156 - Sunny - 45 F

livebaseballscorecards.com

AB	28
R	5
H	6
RBI	5
BB	5
SO	2
LOB	17

New York Mets @ Atlanta Braves

Turner Field, Atlanta, GA

Sun Apr 08 2007, 1:05 PM EDT

Att. 24,832 - Sunny - 42 F

TOP

livebaseballscorecards.com

Batter	1	2	3	4	5	6	7	8	9	AB	R	H	RBI	BB	SO	LOB
7 José Reyes, S (1, 6) OBP: 0.433, SLG: 0.720	B B B B 4-0 22 BLK 22 S BB		B FA 89 C FA 88 X SL 80 1-1 ① B2-3		C FA 91 S SL 84 X SL 86 0-2 3B		B CH 88 B CH 88 X CH 88 2-0 ③ P5			3	0	1	0	1	0	2
22 Jose Valentin, S (1, 4) OBP: 0.200, SLG: 0.174	1 SAFE C B X 1-1 ① G3 1-3		B CH 81 B CH 81 F FA 90 X FA 90 2-1 ② F8		B CU 75 B SL 85 C FA 90 S FA 91 S CU 76 2-3 ③ K			B FA 89 X FA 88 1-0 ① G1-3		4	0	0	0	0	1	2
15 Carlos Beltrán, S (1, 8) OBP: 0.414, SLG: 0.609	B F S 1-3 ② K		B SL 86 B SL 85 C CH 80 C FA 91 D CU 76 B FA 92 4-2 BB			B FA 89 X CH 80 1-0 ① F8		C CU 76 X CU 82 0-1 5 1B 1B		3	0	1	0	1	1	1
21 Carlos Delgado, L (1, 3) OBP: 0.241, SLG: 0.222	D F C F B C 2-3 ③ K		S CH 81 1 SAFE 1 SAFE F FA 90 1 SAFE B CH 80 1 SAFE D CU 76 S CH 81 2-3 ③ K			C CH 80 F CH 81 B B S 2-3 ② K		C FA 92 B FA 92 X CH 79 1-1 ② P6		4	0	0	0	0	3	3
5 David Wright, R (1, 5) OBP: 0.370, SLG: 0.375		C C B B F X 2-2 ① F8		X FA 89 0-0 ① F8		B B C X 2-1 ③ F8		1 SAFE B CU 80 C 1 SAFE X 1-1 1-3 1B		4	0	1	0	0	0	0
18 Moises Alou, R (1, 7) OBP: 0.385, SLG: 0.348		F B X 1-1 ② G4-3		B FA 90 B SL 83 C SL 83 X FA 90 2-1 ② L8			F SL 82 B FA 89 F FA 90 B SL 84 X FA 91 2-2 20 S 1B	F SL 81 X FA 94 0-1 ③ F9		4	0	1	0	0	0	2
20 Shawn Green, L (1, 9) OBP: 0.444, SLG: 0.542	C B B X 2-1 HR		C FA 90 B SL 86 S FA 89 B CH 81 B CH 81 X FA 86 3-2 ③ G4-3				C FA 90 B CH 82 S FA 90 D CU 76 B FA 90 C SL 87 3-3 ① 1-2		C SL 90 B FA 90 F SL 79 B FA 91 B SL 80 X CU 77 3-2 ① F8	4	1	1	1	0	1	1
11 Ramon Castro, R (1, 2) OBP: 0.250, SLG: 1.000	B S B B X 3-1 HR				C FA 89 B SL 84 B SL 84 B SL 83 C FA 90 X SL 84 3-2 ① F8		B SL 85 C SL 84 S FA 91 B FA 92 S SL 86 2-3 ② K		C SL 82 B FA 90 X CU 81 1-1 ② F7	4	1	1	1	0	1	1
26 Orlando Hernandez, R (1, 1) OBP: 0.400, SLG: 0.600 Julio Franco, R (7, PH) Scott Schoeneweis, L (7, 1) Aaron Heilman, R (7, 1) 17 David Newhan, L (9, PH) OBP: 0.333, SLG: 0.333	B S F S 1-3 ③ K				C FA 90 X FA 90 0-1 ② G1-3		C FA 91 B FA 91 S FA 92 B FA 92 B SL 86 D CU 76 4-2 BB		C CU 78 C FA 91 F CU 79 C SL 84 0-3 ③ K	2 0 0 0 1	0 0 0 0 0	0 0 0 0 0	0 0 0 0 1	0 1 0 0 0	1 0 0 0 1	0 0 0 0 0

Inning Stats	1	2	3	4	5	6	7	8	9
	R: 0 E: 0 K: 2 S: 9	H: 0 LOB: 1 BB: 1 P: 17	R: 2 E: 0 K: 1 S: 13	H: 2 LOB: 0 BB: 0 P: 22	R: 0 E: 0 K: 1 S: 9	H: 0 LOB: 1 BB: 1 P: 18	R: 0 E: 0 K: 0 S: 6	H: 0 LOB: 0 BB: 0 P: 11	R: 0 E: 0 K: 1 S: 11	H: 1 LOB: 1 BB: 0 P: 16	R: 0 E: 0 K: 1 S: 6	H: 0 LOB: 0 BB: 0 P: 11	R: 0 E: 0 K: 2 S: 12	H: 1 LOB: 2 BB: 1 P: 25	R: 0 E: 0 K: 0 S: 9	H: 2 LOB: 2 BB: 0 P: 12	R: 0 E: 0 K: 1 S: 9	H: 0 LOB: 0 BB: 0 P: 13

AB	33
R	2
H	6
RBI	2
BB	3
SO	9
LOB	12

		1B: 3	SF: 0	WP: 0	PA: 36
		2B: 0	SAC: 0	PB: 0	
		3B: 1	DP: 0	SB: 2	
		HR: 2	HBP: 0	CS: 0	

PITCHER		IP	WLS	BF	H	R	ER	SO	BB	IBB	HBP	BLK	WP	HR	S	P	ERA	WHIP
26 Kyle Davies, R ERA: 2.7	(1, 1)	6.2		27	4	2	2	8	3	0	0	1	0	2	65	117	2.70	1.050
54 Chad Paronto, R ERA:	(7, 1)	0.1		1	0	0	0	0	0	0	0	0	0	0	1	3	0.00	0.000
51 Michael Gonzalez, L ERA: 4.91	(8, 1)	0.2		4	2	0	0	0	0	0	0	0	0	0	7	10	0.00	3.000
39 Rafael Soriano, R ERA:	(8, 1)	0.1	W	1	0	0	0	0	0	0	0	0	0	0	2	2	0.00	0.000
28 Bob Wickman, R ERA:	(9, 1)	1.0	S	3	0	0	0	1	0	0	0	0	0	0	9	13	0.00	0.000

PITCHER	IP	WLS	BF	H	R	ER	SO	BB	IBB	HBP	BLK	WP	HR	S	P	ERA	WHIP

New York Mets @ Atlanta Braves

Turner Field, Atlanta, GA

Sun Apr 08 2007, 1:05 PM EDT
Att. 24,832 - Sunny - 42 F

BOTTOM

Batter	1	2	3	4	5	6	7	8	9	AB	R	H	RBI	BB	SO	LOB
2 Kelly Johnson, L (1, 4) OBP: 0.292, SLG: 0.450 51 Michael Gonzalez, R (8, 1) 39 Rafael Soriano, R (8, 1) 28 Bob Wickman, R (9, 1)	X 0-0 HR		C CH 82 B FA 89 B B B 4-1 BB		B CU 71 X CH 83 1-0 G1-3 ③		B FA 90 B FA 89 C FA 90 X FA 89 2-1 G6-3 ② 1-2 2-3			3 0 0 0	1 0 0 0	1 0 0 0	1 0 0 0	1 0 0 0	0 0 0 0	4 0 0 0
11 Edgar Renteria, R (1, 6) OBP: 0.385, SLG: 0.583	F B B S C 2-3 K ①		B CU 73 1 SAFE C CU 74 C CU 74 1 SAFE F FA 90 S CU 76 1-3 K ③			S FA 87 C CU 74 B CU 75 B SL 76 F FA 90 B CU 66 B 4-2 S BB	D CH 81 S FA 92 B FA 93 F FA 93 B X 3-2 G4-3 ③			3	0	0	0	1	2	3
10 Chipper Jones, S (1, 5) OBP: 0.370, SLG: 0.273	C B X 1-1 G4-3 ②			X FA 85 0-0 G4-3 ①		B C CH 81 B CU 71 B CU 71 1 SAFE S X FA 88 3-2 P6 ①		C CH 82 B CU 82 S FA 92 B CH 82 B CH 81 X CH 81 3-2 16 2B 2B		4	1	1	0	0	0	1
Andruw Jones, R (1, 8) OBP: 0.231, SLG: 0.217	F C B X 1-2 G6-3 ③			C CU 71 B FA 89 B CH 69 C CH 72 S SL 75 2-3 K ②		1 SAFE S CU 68 B CU 76 C CU 77 B B F C 3-3 1-2 K ②		C FA 93 C FA 93 F FA 93 B FA 94 S CH 83 1-3 K ①		4	0	0	0	0	3	2
16 Brian McCann, L (1, 2) OBP: 0.417, SLG: 0.727 8 Brayan Peña, S (8, PR) (9, 2)		B CU 68 B CH 79 B FA 88 C FA 87 X FA 88 3-1 F7 ①		C CU 69 B CU 72 C CU 75 B CU 75 F FA 90 S CU 75 2-3 K2-3 ③		B CU 72 B CH 82 F CU 70 B FA 90 B CH 82 4-1 BB		X FA 93 0-0 7 2B 2-H 2B		3 0 1	0 1 0	1 0 0	1 0 0	1 0 0	1 0 0	0 0 0
7 Jeff Francoeur, R (1, 9) OBP: 0.292, SLG: 0.500		X CU 73 0-0 P6 ②			X CU 73 0-0 26 SH1-4 SH5-4 1B	S SL 78 X CU 76 0-1 F8 ③		B CH 82 F CH 82 S CH 82 D SI 83 F FA 93 F FA 93 X CH 82 2-2 23 FC1-5 2-H 2B		4	0	2	1	0	0	2
Scott Thorman, L (1, 3) OBP: 0.167, SLG: 0.500 23 Matt Diaz, R (7, PH) OBP: 0.308, SLG: 0.583 (8, 7)		C CU 69 B CH 82 F CH 82 S CU 73 1-3 K ③			C CU 69 X CU 74 0-1 SH5-4 ① 1-2		X FA 89 0-0 2 G6-3 BLK 1B	B FA 91 S CH 83 X FA 91 1-1 FC1-5 ② S 2-3		1 2	0 0	0 1	0 0	0 0	1 0	0 1
Ryan Langerhans, L (1, 7) OBP: 0.308, SLG: 0.100 Craig Wilson, R (7, PH) OBP: 0.286, SLG: 0.091 (8, 3)			X 0-0 F9 ①		B B S F B F F B 4-2 26 SH1-4 BB		1 SAFE F FA 90 X SL 83 0-1 G6-3 ① 1-2	B CH 82 S CH 81 B FA 91 S CH 81 B CH 82 F CH 82 B FA 92 4-2 1-2 BB		1 1	0 0	0 0	0 0	1 1	0 0	0 1
26 Kyle Davies, R (1, 1) 54 Chad Paronto, R (7, 1) Chris Woodward, R (7, PH) OBP: 0.250, SLG: 0.167 (8, 4)			B C B X 2-1 P3 ②		X 0-0 SH1-4 ② 1-2 2-3		B FA 90 C FA 90 B SL 83 B FA 90 B FA 90 4-1 2 G6-3 BB	C CH 81 B FA 92 F FA 92 B FA 92 F CH 82 X FA 92 2-2 P4 ③		1 0 1	0 0 0	0 0 0	0 0 1	0 0 0	0 0 2	0 0 0
Inning Stats	R: 1 E: 0 K: 1 S: 9 H: 1 LOB: 0 BB: 0 P: 13	R: 0 E: 0 K: 1 S: 6 H: 0 LOB: 0 BB: 0 P: 10	R: 0 E: 0 K: 1 S: 8 H: 0 LOB: 1 BB: 1 P: 15	R: 0 E: 0 K: 2 S: 8 H: 0 LOB: 0 BB: 0 P: 12	R: 0 E: 0 K: 0 S: 9 H: 1 LOB: 2 BB: 1 P: 14	R: 0 E: 0 K: 1 S: 13 H: 0 LOB: 2 BB: 2 P: 27	R: 0 E: 0 K: 0 S: 9 H: 1 LOB: 2 BB: 1 P: 18	R: 2 E: 0 K: 1 S: 22 H: 3 LOB: 2 BB: 1 P: 35		1B: 2 2B: 3 3B: 0 HR: 1 SF: 0 SAC: 2 DP: 0 HBP: 0				WP: 0 PB: 0 SB: 2 CS: 0 PA: 36		

livebaseballscorecards.com

AB	28
R	3
H	6
RBI	3
BB	6
SO	7
LOB	16

PITCHER		IP	WLS	BF	H	R	ER	SO	BB	IBB	HBP	BLK	WP	HR	S	P	ERA	WHIP
26 Orlando Hernandez, R ERA: 1.38	(1, 1)	6.0		24	2	1	1	6	4	0	0	0	0	1	53	91	1.50	1.000
Scott Schoeneweis, L ERA:	(7, 1)	0.2	H	4	1	0	0	0	1	0	0	1	0	0	6	12	0.00	3.000
Aaron Heilman, R ERA: 7.71	(7, 1)	1.1	L	8	3	2	2	1	1	0	0	0	0	0	25	41	13.50	3.000

PITCHER	IP	WLS	BF	H	R	ER	SO	BB	IBB	HBP	BLK	WP	HR	S	P	ERA	WHIP

Batter	1	2	3	4	5	6	7	8	9	AB	R	H	RBI	BB	SO	LOB
Felipe Lopez, S (1, 6) OBP: 0.306, SLG: 0.324	C FA 92 B FA 92 S CH 82 B CH 82 F FA 92 B SI 92 T FA 91 3-2 ① K		B FA 90 B FA 91 X FA 90 2-0 ③ G4-3			B FA 90 C FA 90 B SL 85 F FA 90 X FA 92 2-2 ② F7		C SL 81 S CU 83 B SL 83 X FA 94 1-2 ③ G4-3		4	0	0	0	0	1	0
Chris Snelling, L (1, 7) OBP: 0.286, SLG: 0.250	B FA 93 X FA 92 1-0 ② F8			C FA 91 B FA 90 C FA 91 X FA 92 1-2 ① G6-3		B FA 91 X FA 91 1-0 2B			C FA 89 X CH 82 0-1 ① F9	4	0	1	0	0	0	0
11 Ryan Zimmerman, R (1, 5) OBP: 0.294, SLG: 0.375	C FA 92 B FA 92 S CU 83 S CH 87 1-3 ③ K			S FA 91 F FA 91 F FA 91 B SL 88 F SL 88 S CH 86 1-3 ② K		C FA 92 C SL 84 B SL 87 B CH 85 X FA 93 2-2 ③ F9			B SL 84 B SL 85 X CH 89 2-0 ② F8	4	0	0	0	0	2	1
21 Dmitri Young, S (1, 3) OBP: 0.387, SLG: 0.519		C FA 90 B SL 88 B SL 87 B FA 90 F FA 92 F FA 92 B FA 92 4-2 BB		X FS 85 0-0 ③ G4-3			B FA 89 C FA 89 B CH 80 X CH 83 2-1 ① G4-3		C FA 90 F CH 83 B CH 85 X SL 86 1-2 1B	3	0	1	0	1	0	0
25 Austin Kearns, R (1, 9) OBP: 0.353, SLG: 0.433		C FA 91 B SL 88 B FA 91 C SL 87 B FA 93 F FA 91 F FA 92 F FA 93 F FA 92 3-3 ① K C FA 92			X FA 90 0-0 ① G4-3		B FA 92 X FA 92 1-0 ② L9		B FA 89 C SL 83 C FA 90 S SL 84 1-3 ③ K	4	0	0	0	0	2	2
Ryan Church, L (1, 8) OBP: 0.387, SLG: 0.667		F FA 91 T SI 91 B FA 93 S CH 86 1-3 ② K			X SI 91 0-0 ② G4-3		C FA 90 B CH 84 X SL 83 1-1 1B			3	0	1	0	0	1	1
10 Ronnie Belliard, R (1, 4) OBP: 0.391, SLG: 0.478		B CU 76 C SL 84 B FA 93 F FA 91 S CU 83 2-3 ③ K			C SI 90 B CU 76 S SL 86 B SL 86 X CH 85 2-2 1B		C FA 91 S SL 84 F SL 87 X CH 85 0-2 ③ F9			3	0	1	0	0	1	2
Brian Schneider, L (1, 2) OBP: 0.143, SLG: 0.160			B FS 89 X SI 90 1-0 ① L7		B FA 92 F FA 90 X CH 84 1-1 ③ G2-3			B FA 92 C FA 91 B FA 93 C CU 79 B SL 82 X FA 91 3-2 ① G3		3	0	0	0	0	0	1
47 Matt Chico, L (1, 1) 59 Micah Bowie, L (5, 1) D'Angelo Jimenez, S (6, PH) OBP: 0.333, SLG: 0.200 43 Jesus Colome, R (6, 1) 35 Ryan Wagner, R (7, 1) Josh Wilson, R (8, PH) 34 Ray King, L (8, 1) Levale Speigner, R (8, 1)			C FA 90 B FA 90 S SI 90 S FS 84 1-3 ② K			C FA 89 X FA 91 0-1 ① F7		C FA 91 B SL 80 C CU 79 C FA 93 1-3 ② K		1 0 1 0 0 1 0 0	0 0 0 0 0 0 0 0	0 0 0 0 0 0 0 0	0 0 0 0 0 0 0 0	1 0 0 0 0 1 0 0	0 0 0 0 0 0 0 0	0 0 0 0 0 0 0 0
Inning Stats	R: 0 E: 0 K: 2 S: 8 H: 0 LOB: 0 BB: 0 P: 13	R: 0 E: 0 K: 3 S: 16 H: 0 LOB: 1 BB: 1 P: 26	R: 0 E: 0 K: 1 S: 5 H: 0 LOB: 0 BB: 0 P: 9	R: 0 E: 0 K: 1 S: 9 H: 0 LOB: 0 BB: 0 P: 11	R: 0 E: 0 K: 0 S: 7 H: 1 LOB: 1 BB: 0 P: 10	R: 0 E: 0 K: 0 S: 9 H: 1 LOB: 1 BB: 0 P: 14	R: 0 E: 0 K: 0 S: 9 H: 1 LOB: 1 BB: 0 P: 13	R: 0 E: 0 K: 1 S: 9 H: 0 LOB: 0 BB: 0 P: 14	R: 0 E: 0 K: 1 S: 9 H: 1 LOB: 1 BB: 0 P: 13	1B: 3 2B: 1 3B: 0 HR: 0 SF: 0 SAC: 0 DP: 0 HBP: 0				WP: 0 PB: 0 SB: 0 CS: 0	PA: 32	

PITCHER		IP	WLS	BF	H	R	ER	SO	BB	IBB	HBP	BLK	WP	HR	S	P	ERA	WHIP
15 Tim Hudson, R ERA: 0.64	(1, 1)	7.0	W	25	3	0	0	7	1	0	0	0	0	0	63	96	0.00	0.571
51 Michael Gonzalez, L ERA: 3.86	(8, 1)	1.0		3	0	0	0	1	0	0	0	0	0	0	9	14	0.00	0.000
54 Chad Paronto, R ERA:	(9, 1)	1.0		4	1	0	0	1	0	0	0	0	0	0	9	13	0.00	1.000

PITCHER	IP	WLS	BF	H	R	ER	SO	BB	IBB	HBP	BLK	WP	HR	S	P	ERA	WHIP

TOP

Washington Nationals @ Atlanta Braves

Turner Field, Atlanta, GA

Tue Apr 10 2007, 7:35 PM EDT
Att. 18,396 - Cloudy - 63 F

livebaseballscorecards.com

AB	31
R	0
H	4
RBI	0
BB	1
SO	9
LOB	7

Batter	1	2	3	4	5	6	7	8	9	AB	R	H	RBI	BB	SO	LOB
2 Kelly Johnson, L (1, 4) OBP: 0.310, SLG: 0.458	C FA 85 S SL 81 X CU 69 0-2 ① F8		C FA 87 B CU 72 B FA 88 X FA 87 2-1 2B		C CH 79 B SL 82 F CH 79 B CU 72 B SL 83 X CH 82 3-2 ① L5	D CH 86 C FA 93 F CH 85 X SL 84 1-2 ② P5		B FA 88 B FA 88 C SL 80 C SL 80 F SL 82 B FA 89 B SL 81 4-2 11 2B BB		4	1	1	0	1	0	1
11 Edgar Renteria, R (1, 6) OBP: 0.387, SLG: 0.571 54 Chad Paronto, R (9, 1)	B FA 86 C FA 86 B FA 87 C FA 87 X SL 82 2-2 E3 BB 10 1B		B CH 81 F CH 80 B FA 88 X CH 80 2-1 ② P4		B FA 85 B X FA 86 2-0 E4 7 2B 10 1B	F SL 82 B FA 94 F SL 80 D SL 77 F FA 93 D SL 86 F FA 94 B FA 95 4-2 10 BB BB		X FA 90 0-0 1-H 7 HR 2B		4 0	2 0	1 0	1 0	1 0	0 0	1 0
10 Chipper Jones, S (1, 5) OBP: 0.406, SLG: 0.308	B FA 86 X FA 87 1-0 BB 1-2 1B		B CH 80 B CH 80 C SL 84 S CU 73 D CH 74 C FA 90 3-3 ③ K		C FA 89 C SL 81 X FA 89 0-2 7 2B 1-2 1B	C FA 94 B CH 85 B FA 94 F CH 87 D CH 88 B SL 84 4-2 1-2 BB		F FA 86 C SL 82 B FA 86 X SL 82 1-2 ② G6-3		4	1	2	0	1	1	2
Andruw Jones, R (1, 8) OBP: 0.290, SLG: 0.346	B CH 82 B CH 78 B FA 88 D FA 89 4-0 7 G6-4-3 1-2 2-3 BB			C FA 86 B CH 81 X FA 87 1-1 HR	B CH 81 B CH 79 C CH 80 B CU 72 S SL 84 X SL 82 3-2 ② L6	C SL 83 S SL 86 D SL 87 B SL 85 S SL 86 2-3 ③ K		B SL 82 B SL 82 C SL 81 F FA 86 B FA 91 B SL 84 4-2 7 HR BB		3	2	1	1	2	1	5
7 Jeff Francoeur, R (1, 9) OBP: 0.310, SLG: 0.621	X CH 80 0-0 ② ③ G6-4-3 1-2f			B SL 82 B CH 81 C FA 86 F CH 79 F FA 88 S CU 74 2-3 ① K	F SL 81 S CU 72 F CU 72 B FA 90 X CU 74 1-2 16 2B 1-H 2-H 2B		B FA 90 F SL 85 B SI 89 F SI 90 S SL 84 2-3 ① K	X SL 84 0-0 1-H 2-H HR		5	2	2	5	0	2	3
16 Brian McCann, L (1, 2) OBP: 0.448, SLG: 0.720		B FA 84 T CH 80 B FA 86 C FA 86 X FA 87 2-2 ① G4-3		B SL 83 B SL 82 B FA 88 B FA 88 4-0 G1-3 BB	B CH 80 S SL 81 F FA 88 D CH 75 B SL 81 F FA 88 X CU 74 3-2 FC5 2-H 2B		C SI 90 B CH 82 B FA 89 X FA 89 2-2 ② G3	B FA 90 B FA 89 B CH 88 C FA 88 B FA 89 4-1 BB		3	0	1	1	2	0	0
Craig Wilson, R (1, 3) OBP: 0.278, SLG: 0.071 51 Michael Gonzalez, R (8, 1) Chris Woodward, R (8, PH) OBP: 0.222, SLG: 0.143 (9, 6)		B FA 86 X CH 80 1-0 ② F7		C FA 89 B SL 82 B FA 89 B CH 81 F FA 88 X FA 88 3-2 ② G1-3 1-2	X CH 82 0-0 ③ FC5 2-3		B FA 90 B SI 90 B FA 91 C FA 90 B FA 90 4-1 BB	S SL 83 B SL 85 B FA 90 B SL 84 F FA 88 C SL 84 3-3 ③ K		3 0 1	0 0 0	0 0 0	0 0 0	1 0 1	0 0 0	2 0 1
23 Matt Diaz, R (1, 7) OBP: 0.375, SLG: 0.643 Ryan Langerhans, L (7, 7) OBP: 0.286, SLG: 0.091		B FA 87 F FA 85 F CH 80 B FA 89 X SL 82 2-2 ③ G6-3		D SL 82 B CH 79 I IN 67 I 4-0 15 FC5-4 IBB	B FA 89 X FA 88 1-0 15 SH1-4 2B	X SI 90 0-0 ③ G3				2 1	0 0	1 0	0 0	1 0	0 0	0 1
15 Tim Hudson, R (1, 1) Scott Thorman, L (8, 3) OBP: 0.154, SLG: 0.462			C FA 84 S SL 81 S CU 72 0-3 ① K	X CH 80 0-0 ③ FC5-4 1-2f		B CH 86 L FA 89 X FA 89 1-1 ① SH1-4 2-3		X SL 81 0-0 ① G3		2 1	0 0	0 0	0 0	1 0	2 0	2 0
Inning Stats	R: 0 E: 1 K: 0 S: 8 H: 1 LOB: 2 BB: 1 P: 15	R: 0 E: 0 K: 0 S: 7 H: 0 LOB: 0 BB: 0 P: 12	R: 0 E: 0 K: 2 S: 10 H: 1 LOB: 1 BB: 0 P: 17	R: 1 E: 0 K: 1 S: 10 H: 1 LOB: 2 BB: 2 P: 24	R: 3 E: 1 K: 0 S: 19 H: 3 LOB: 1 BB: 0 P: 31	R: 0 E: 0 K: 1 S: 15 H: 1 LOB: 3 BB: 2 P: 28	R: 0 E: 0 K: 1 S: 8 H: 0 LOB: 1 BB: 1 P: 16	R: 4 E: 0 K: 1 S: 15 H: 2 LOB: 1 BB: 3 P: 31		1B: 2 2B: 5 3B: 0 HR: 2 SF: 0 SAC: 1 DP: 1 HBP: 0						

BOTTOM

Washington Nationals @ Atlanta Braves

Turner Field, Atlanta, GA

Tue Apr 10 2007, 7:35 PM EDT

Att. 18,396 - Cloudy - 63 F

livebaseballscorecards.com

AB	33
R	8
H	9
RBI	8
BB	9
SO	6
LOB	18

WP: 0 PB: 0 SB: 0 CS: 0 PA: 43

PITCHER		IP	WLS	BF	H	R	ER	SO	BB	IBB	HBP	BLK	WP	HR	S	P	ERA	WHIP
47 Matt Chico, L ERA: 7.27	(1, 1)	4.2	L	24	6	4	1	3	2	1	0	0	0	1	53	98	1.93	1.714
59 Micah Bowie, L ERA: 3.86	(5, 1)	0.1		1	0	0	0	0	0	0	0	0	0	0	1	1	0.00	0.000
43 Jesus Colome, R ERA: 3.86	(6, 1)	1.0		6	1	0	0	1	2	0	0	0	0	0	15	28	0.00	3.000
35 Ryan Wagner, R ERA: 1.69	(7, 1)	1.0		4	0	0	0	1	1	0	0	0	0	0	8	16	0.00	1.000
34 Ray King, L ERA: 12.27	(8, 1)	0.2		6	2	4	4	0	2	0	0	0	0	1	11	20	54.00	6.000

PITCHER		IP	WLS	BF	H	R	ER	SO	BB	IBB	HBP	BLK	WP	HR	S	P	ERA	WHIP
Levale Speigner, R ERA: 5.4	(8, 1)	0.1		2	0	0	0	1	1	0	0	0	0	0	4	11	0.00	3.000

Batter	1	2	3	4	5	6	7	8	9	AB	R	H	RBI	BB	SO	LOB
Felipe Lopez, S (1, 6) OBP: 0.317, SLG: 0.333	C FA 86 F FA 88 X FA 92 0-2 F9		C FA 88 X FA 88 0-1 G4-3		S CH 77 X FA 88 0-1 11 CS 5 G4-3 1B		X FA 91 0-0 1B		B FA 89 C FA 87 X SL 81 1-1 F9	5	0	2	0	0	0	0
5 Kory Casto, L (1, 7) OBP: 0.233, SLG: 0.179	B FA 90 F FA 88 X CH 79 1-1 F8		C FA 89 F FA 90 F FA 92 F SL 82 S FA 91 0-3 K		B FA 87 F CH 79 F FA 88 B FA 88 B SL 80 X FA 88 3-2 G4-3 1-2		F FA 91 B CU 81 X CU 79 1-1 F7		C SL 79 X FA 89 0-1 21 BB 1B	5	0	1	0	0	1	2
11 Ryan Zimmerman, R (1, 5) OBP: 0.282, SLG: 0.333	B FA 89 X CH 79 1-0 P4		B FA 89 B CH 79 C FA 88 F FA 91 F CH 80 B FA 90 F FA 90 B 4-2 BB		C FA 89 F FA 90 B CH 80 B FA 89 X FA 89 2-2 F9 2-3			C FA 93 S FA 95 F FA 95 B FA 96 B FA 95 F SL 85 X FA 95 2-2 F8	B SL 90 B FA 90 C FA 89 F SL 79 X FA 90 2-2 F9	4	0	0	0	1	0	2
21 Dmitri Young, S (1, 3) OBP: 0.389, SLG: 0.516		C FA 86 B FA 87 X CH 78 1-1 F9	B CH 79 1 SAFE S CH 79 C FA 91 B FA 92 S FA 89 2-3 K			B CH 77 S CH 78 C FA 89 S CH 78 1-3 K		B FA 95 B SL 84 B FA 93 C FA 94 X FA 93 3-1 25 1B 2B	B SL 90 B FA 89 B CH 87 B SL 89 4-0 1-2 BB	4	1	1	0	1	2	1
25 Austin Kearns, R (1, 9) OBP: 0.333, SLG: 0.400		C FA 88 B FA 89 X FA 88 1-1 L3		F FA 87 F FA 87 F FA 91 B CH 78 X FA 90 1-2 G4-3		B FA 88 C CH 79 F FA 88 X CH 78 1-2 F8		B SL 84 X SL 84 1-0 2B 10 1B 2-3 1B	B SL 82 C SL 82 B FA 90 F FA 88 X FA 90 2-2 G4-3	5	1	1	0	0	0	2
Ryan Church, L (1, 8) OBP: 0.429, SLG: 0.710		C FA 89 S SL 80 X SL 82 0-2 10 1B 1B		B CH 80 B CH 78 X FA 87 2-0 G4-3		C CH 78 X CH 80 0-1 1B		B FA 95 C FA 93 X SL 82 1-1 10 1B 1-3 3-H 2B		4	1	3	1	0	0	0
10 Ronnie Belliard, R (1, 4) OBP: 0.444, SLG: 0.519		C FA 89 B CH 79 F CH 78 X CH 79 1-2 BB 1-3 1B		B FA 89 C FA 88 C FA 89 X FA 91 1-2 BB 1B		C CH 77 X CH 77 0-1 F7		F FA 95 B FA 96 T FA 96 F SL 86 X 1-2 FC4-6 2-H 3-H 1B		4	0	3	2	0	0	1
Brian Schneider, L (1, 2) OBP: 0.188, SLG: 0.148		B FA 89 B FA 86 B CH 79 C FA 90 B CH 79 4-1 1-2 BB		B FA 89 F FA 87 B FA 90 B SL 80 C CH 78 B FA 88 4-2 1-2 BB			B FA 89 C FA 87 X CU 77 1-1 G4-3	X FA 95 0-0 FC4-6 1-2f		2	0	0	0	2	0	1
26 Jerome Williams, R (1, 1) 59 Micah Bowie, L (6, 1) D'Angelo Jimenez, S (7, PH) OBP: 0.286, SLG: 0.167 35 Ryan Wagner, R (7, 1) 13 Robert Fick, L (8, PH) OBP: 0.100, SLG: 0.100 Jon Rauch, R (8, 1)		S FA 88 B CH 77 S CH 77 S FA 90 1-3 K		F FA 88 S CH 78 D CH 79 S FA 90 1-3 K			B CU 74 C CH 85 B CH 78 B FA 90 X FA 88 3-1 F9	C FA 96 C FA 96 F FA 96 B FA 95 B FA 94 X FA 96 2-2 F8		2 0 1 0 1 0	0 0 0 0 0 0	0 0 0 0 0 0	0 0 0 0 0 0	2 0 0 0 0 0	5 0 0 0 1 0

Inning Stats										
	R: 0 E: 0 K: 0 S: 6	H: 0 LOB: 0 BB: 0 P: 8	R: 0 E: 0 K: 1 S: 14	H: 2 LOB: 3 BB: 1 P: 22	R: 0 E: 0 K: 2 S: 14	H: 0 LOB: 1 BB: 1 P: 20	R: 0 E: 0 K: 1 S: 13	H: 1 LOB: 2 BB: 1 P: 22	R: 0 E: 0 K: 0 S: 8	H: 1 LOB: 0 BB: 0 P: 13
	R: 0 E: 0 K: 1 S: 10	H: 1 LOB: 1 BB: 0 P: 12	R: 0 E: 0 K: 0 S: 7	H: 1 LOB: 1 BB: 0 P: 12	R: 3 E: 0 K: 0 S: 19	H: 4 LOB: 1 BB: 0 P: 29	R: 0 E: 0 K: 0 S: 10	H: 1 LOB: 2 BB: 1 P: 19	1B: 9 2B: 2 3B: 0 HR: 0	SF: 0 SAC: 0 DP: 0 HBP: 0	WP: 0 PB: 0 SB: 0 CS: 1	PA: 41

PITCHER		IP	WLS	BF	H	R	ER	SO	BB	IBB	HBP	BLK	WP	HR	S	P	ERA	WHIP
36 Chuck James, L ERA: 0.82	(1, 1)	6.0	W	25	5	0	0	5	3	0	0	0	0	0	65	97	0.00	1.333
51 Michael Gonzalez, L ERA: 3.18	(7, 1)	1.0	H	4	1	0	0	0	0	0	0	0	0	0	7	12	0.00	1.000
39 Rafael Soriano, R ERA: 5.79	(8, 1)	1.0		7	4	3	3	0	0	0	0	0	0	0	19	29	27.00	4.000
28 Bob Wickman, R ERA:	(9, 1)	1.0		5	1	0	0	0	1	0	0	0	0	0	10	19	0.00	2.000

PITCHER	IP	WLS	BF	H	R	ER	SO	BB	IBB	HBP	BLK	WP	HR	S	P	ERA	WHIP

TOP

Washington Nationals @ Atlanta Braves

Turner Field, Atlanta, GA

Wed Apr 11 2007, 7:35 PM EDT

Att. 15,631 - Drizzle - 57 F

livebaseballscorecards.com

AB	37
R	3
H	11
RBI	3
BB	4
SO	5
LOB	15

Washington Nationals @ Atlanta Braves

Turner Field, Atlanta, GA

Wed Apr 11 2007, 7:35 PM EDT

Att. 15,631 - Drizzle - 57 F

livebaseballscorecards.com

BOTTOM

Batter	1	2	3	4	5	6	7	8	9	AB	R	H	RBI	BB	SO	LOB
2 Kelly Johnson, L (1, 4) OBP: 0.324, SLG: 0.464	C FA 89 B SL 85 B FA 90 B CH 83 C FA 89 B FA 89 4-2 10 HR BB	B FA 89 B CH 82 F FA 88 B FA 90 X FA 89 3-1 ①② G3-2 1-2 2-3 3-Hf			X FA 87 0-0 ① F9		S SI 89 F CH 82 B CH 82 B FA 89 B CH 84 X FA 89 3-2 ② G3	B CH 85 B SL 82 X FA 92 2-0 11 1B 1-H 2-H 2B		4	2	1	2	1	0	3
11 Edgar Renteria, R (1, 6) OBP: 0.417, SLG: 0.576	B FA 90 1 SAFE S FA 88 B SL 84 1 SAFE S FA 89 X SL 85 2-2 ① L8	S SL 86 B FA 90 C SL 85 F FA 90 X CU 80 1-2 ③ P4			C FA 87 B SL 84 B FA 89 B FA 87 F FA 89 X FA 87 3-2 10 E 10 FC1 1B		C FA 89 B FA 90 C FA 90 B SL 85 X SL 85 2-2 10 1B HR 1B	S SL 82 B FA 90 C SL 81 B SL 81 X FA 92 2-2 3-H 1B		5	1	3	1	0	0	3
10 Chipper Jones, S (1, 5) OBP: 0.405, SLG: 0.419	S FA 89 1 SAFE B FA 90 B SL 86 F FA 89 B CH 81 1 SAFE X FA 88 3-2 1-H HR		X FA 89 0-0 ① G3-1		F FA 90 1 SAFE B SL 85 B FA 89 F SL 82 B CU 78 X CH 80 3-2 FC1 G5-4-3 1-3		D FA 89 B FA 90 X FA 90 2-0 1-2 HR 1B	X FA 90 0-0 ③ F8		5	2	2	2	0	0	2
Andruw Jones, R (1, 8) OBP: 0.286, SLG: 0.433	C FA 88 B CH 84 S SL 85 X SL 86 1-2 ② L6		B CU 77 F FA 90 F FA 89 S CH 83 1-3 ② K		X SL 84 0-0 ②③ G5-4-3 1-2f		F FA 90 B FA 89 B SL 84 S FA 86 X FA 89 2-2 1-H 2-H HR			4	1	1	3	0	1	2
16 Brian McCann, L (1, 2) OBP: 0.424, SLG: 0.655	B FA 90 F CH 83 C FA 89 B CH 83 B SL 85 X CU 78 3-2 1B		B FA 90 X 1-0 ③ G1-3			B SL 79 S FA 89 X CU 78 1-1 ① G3-1	C FA 90 B CH 83 B CH 83 B FA 89 X FA 90 3-1 ③ G3-1			4	0	1	0	0	0	0
7 Jeff Francoeur, R (1, 9) OBP: 0.333, SLG: 0.594	B FA 89 B FA 89 S SL 84 S FA 88 T FA 89 2-2 ③ K			B FA 88 B CH 82 B CH 81 C FA 90 S FA 89 F SL 86 B SL 86 4-2 BB		B CH 82 B CH 79 X CH 82 2-0 ② G6-3		X FA 90 0-0 23 1B 2 2B 1B		3	1	1	0	1	1	1
Scott Thorman, L (1, 3) OBP: 0.235, SLG: 0.438		B FA 89 B CH 82 B FA 89 B FA 88 4-0 1B 2 G3-2 BB		F FA 89 D CH 83 B CH 82 F FA 90 S CH 79 2-3 ① K		S SL 80 X SL 80 0-1 1B		X SL 82 0-0 ① P4		3	0	1	0	1	1	2
Ryan Langerhans, L (1, 7) OBP: 0.278, SLG: 0.133		C SL 83 B FA 90 X CH 83 1-1 2 G3-2 36 BB 1-3 1B		C SL 84 C SL 85 S FA 89 0-3 ② K		B SL 80 X CH 79 1-0 ③ F7		1 SAFE S CH 83 C FA 90 F SL 81 B FA 90 B CH 84 F FA 91 X SL 80 2-2 ② F8		4	0	1	0	0	1	3
36 Chuck James, L (1, 1) 51 Michael Gonzalez, R (7, 1) 4 Pete Orr, L (7, PH) OBP: 0.250, SLG: 0.250 39 Rafael Soriano, R (8, 1) 23 Matt Diaz, R (8, PH) OBP: 0.412, SLG: 0.667 28 Bob Wickman, R (9, 1)		B FA 88 B SL 83 M FA 88 B FA 88 C FA 88 B FA 89 4-2 2 G3-2 1-2 BB		B FA 90 B FA 88 C FA 89 X 2-1 ③ G4-3		C CH 88 S CH 82 B CH 88 S CH 82 1-3 ① K	X SL 82 0-0 2 2B 1-2 1B		1 0 0 0 1 0 1 0 0 0 0 0 0 0 1 0 0 0 0 1 0 0 0 0 0 0 0 0 1 1 1 0 0 0 0 0 0 0 0 0 0 0						
Inning Stats	R: 2 H: 2 E: 0 LOB: 1 K: 1 BB: 1 S: 17 P: 32	R: 0 H: 1 E: 0 LOB: 2 K: 0 BB: 2 S: 10 P: 23	R: 0 H: 0 E: 0 LOB: 0 K: 1 BB: 0 S: 5 P: 7	R: 0 H: 0 E: 0 LOB: 1 K: 2 BB: 1 S: 11 P: 19	R: 0 H: 1 E: 1 LOB: 1 K: 0 BB: 0 S: 8 P: 14	R: 0 H: 1 E: 0 LOB: 1 K: 0 BB: 0 S: 6 P: 10	R: 3 H: 3 E: 0 LOB: 0 K: 1 BB: 0 S: 15 P: 28	R: 3 H: 4 E: 0 LOB: 1 K: 0 BB: 0 S: 13 P: 19		1B: 9 SF: 0 2B: 1 SAC: 0 3B: 0 DP: 2 HR: 2 HBP: 0				WP: 0 PA: 39 PB: 0 SB: 0 CS: 0		

	AB	35
	R	8
	H	12
	RBI	8
	BB	4
	SO	5
	LOB	17

PITCHER		IP	WLS	BF	H	R	ER	SO	BB	IBB	HBP	BLK	WP	HR	S	P	ERA	WHIP
26 Jerome Williams, R ERA: 4.91	(1, 1)	5.0	L	22	4	2	2	4	4	0	0	0	0	1	51	95	3.60	1.600
59 Micah Bowie, L ERA: 3.18	(6, 1)	1.0		4	1	0	0	0	0	0	0	0	0	0	6	10	0.00	1.000
35 Ryan Wagner, R ERA: 5.68	(7, 1)	1.0		6	3	3	3	1	0	0	0	0	0	1	15	28	27.00	3.000
Jon Rauch, R ERA: 7.71	(8, 1)	1.0		7	4	3	3	0	0	0	0	0	0	0	13	19	27.00	4.000

PITCHER	IP	WLS	BF	H	R	ER	SO	BB	IBB	HBP	BLK	WP	HR	S	P	ERA	WHIP

Batter	1	2	3	4	5	6	7	8	9	AB	R	H	RBI	BB	SO	LOB
Felipe Lopez, S (1, 6) OBP: 0.326, SLG: 0.310	C B FS 87 B CH 87 X SL 90 2-1 G3		1 SAFE C FA 93 1 SAFE F CH 86 F SL 89 F CH 86 B FC 90 1 SAFE F FA 92 1-3 S CH 86 K			S CU 78 C CU 80 B CU 80 F FA 94 X SL 89 1-2 G4-3		B SL 87 B CH 86 B CH 86 B FA 92 4-0 10 1B 11 E 2-3 BB	B CU 76 D FA 89 B FA 90 C FA 89 B FA 89 4-1 1-2 2-3 BB	3	1	0	0	2	1	1
10 Ronnie Belliard, R (1, 4) OBP: 0.406, SLG: 0.469	S SL 89 C CU 79 X FA 94 0-2 G5-3			C FA 93 S CU 77 X CU 77 0-2 F7		C FA 94 X FA 93 0-1 G5-3		B FA 93 S SL 88 B SL 88 X FA 92 2-1 11 E 1-2 3-H 1B	C S SL 86 B SL 86 S FA 96 1-3 K	5	0	1	1	0	1	3
11 Ryan Zimmerman, R (1, 5) OBP: 0.273, SLG: 0.317	C FA 94 B FA 94 F FA 94 B FA 94 F FA 95 B SL 80 F SL 90 X FA 95 3-2 G6-3			C SL 87 X FA 92 0-1 F8		S SL 89 B SL 88 C FA 93 C FA 93 1-3 K		F FA 93 F FA 93 X SL 89 0-2 E2 1-3 2-H 1B	B FA 96 B FA 95 X FA 96 2-0 F8	5	0	1	1	0	1	3
21 Dmitri Young, S (1, 3) OBP: 0.375, SLG: 0.471		C SL 89 X SL 89 0-1 P5		C CH 87 S CH 86 X CH 86 0-2 G1-4-3			S CU 79 B FA 93 F CU 78 B FA 92 F CU 79 S CH 85 2-3 K I IN 70 I IN 75 I IN 74 I 4-0 IBB			3	0	0	0	1	1	0
25 Austin Kearns, R (1, 9) OBP: 0.326, SLG: 0.410		F FA 93 C FA 94 C SL 89 0-3 K			F FA 94 B CU 80 B CU 78 B SL 86 X FA 93 3-1 F8		X CU 78 0-0 G4-3 2B	C SL 88 C FA 91 S SL 89 0-3 K		4	0	1	0	0	2	3
Ryan Church, L (1, 8) OBP: 0.410, SLG: 0.657		C CH 86 B CH 85 X SL 89 1-1 G3			F SL 88 F FA 93 B CH 86 X SL 85 1-2 G4-3 1B		C FC 90 B SL 89 B CH 85 F FC 90 F SL 89 X CH 86 2-2 G4-3 2-3	C CH 84 S FA 93 S CH 86 0-3 K		4	0	1	0	0	1	4
Brian Schneider, L (1, 2) OBP: 0.222, SLG: 0.138			B FS 86 B SL 90 B FA 94 B FA 92 4-0 57 B5-6 HBP BB		X FA 92 0-0 G4-3 1-2		B SL 90 F CH 86 B CH 87 B SL 87 F CH 85 F CU 79 X CU 78 3-2 F8		C FA 90 S CU 76 B FA 91 B SL 81 B FA 90 F FA 90 B FA 89 4-2 BB BB BB	2	0	0	0	2	0	2
Chris Snelling, L (1, 7) OBP: 0.389, SLG: 0.231			C D CH 87 B CH 84 F FA 93 H SL 89 3-2 1-2 HBP		I IN 70 I IN 74 I IN 77 I 4-0 57 FC6-4 IBB			B F S CU 79 B CU 78 H CU 79 3-2 WP SH1 10 1B HBP	C FA 89 B CU 80 F FA 89 S CU 81 1-3 K	1	1	0	0	1	1	1
57 Jason Bergmann, R (1, 1) 43 Jesus Colome, R (7, 1) D'Angelo Jimenez, S (8, PH) OBP: 0.286, SLG: 0.167 Jon Rauch, R (8, 1) Josh Wilson, R (9, PH) 32 Chad Cordero, R (9, 1)			X FA 91 0-0 B5-6 2-2f	X FA 92 0-0 FC6-4 1-2f				B FA 89 X FC 91 1-0 SH1 1-2	B FA 90 B FA 88 B FA 90 C FA 89 F FA 89 B FA 89 4-2 BB BB	2 0 0 0 0 0	0 0 0 0 0 0	0 0 0 0 0 0	0 0 0 0 0 0	0 0 0 0 1 0	0 0 0 0 0 0	4 0 0 0 0 0
Inning Stats	R: 0 E: 0 K: 0 S: 10 H: 0 LOB: 0 BB: 0 P: 15	R: 0 E: 0 K: 1 S: 7 H: 0 LOB: 0 BB: 0 P: 8	R: 0 E: 0 K: 1 S: 9 H: 0 LOB: 1 BB: 1 P: 17	R: 0 E: 0 K: 0 S: 8 H: 0 LOB: 0 BB: 0 P: 8	R: 0 E: 0 K: 0 S: 7 H: 1 LOB: 2 BB: 1 P: 15	R: 0 E: 0 K: 1 S: 9 H: 0 LOB: 0 BB: 0 P: 11	R: 0 E: 0 K: 1 S: 13 H: 1 LOB: 1 BB: 0 P: 20	R: 2 E: 1 K: 2 S: 14 H: 2 LOB: 3 BB: 2 P: 28	R: 0 E: 0 K: 2 S: 13 H: 0 LOB: 3 BB: 3 P: 29	1B: 3 2B: 2 3B: 0 HR: 0 SF: 0 SAC: 1 DP: 1 HBP: 2						

Washington Nationals @ Atlanta Braves

Turner Field, Atlanta, GA

Thu Apr 12 2007, 7:35 PM EDT

Att. 23,897 - Clear - 66 F

TOP

livebaseballscorecards.com

AB	29
R	2
H	4
RBI	2
BB	7
SO	8
LOB	21

PITCHER		IP	WLS	BF	H	R	ER	SO	BB	IBB	HBP	BLK	WP	HR	S	P	ERA	WHIP
29 John Smoltz, R ERA: 3.15	(1, 1)	8.0	L	33	4	2	2	6	2	2	2	0	1	0	77	122	2.25	0.750
49 Macay McBride, L ERA: 7.71	(9, 1)	0.1		4	0	0	0	1	3	0	0	0	0	0	9	22	0.00	9.000
Tyler Yates, R ERA: 7.71	(9, 1)	0.2		2	0	0	0	1	0	0	0	0	0	0	4	7	0.00	0.000

PITCHER		IP	WLS	BF	H	R	ER	SO	BB	IBB	HBP	BLK	WP	HR	S	P	ERA	WHIP

BOTTOM

Washington Nationals @ Atlanta Braves

Turner Field, Atlanta, GA

Thu Apr 12 2007, 7:35 PM EDT

Att. 23,897 - Clear - 66 F

livebaseballscorecards.com

Batter	1	2	3	4	5	6	7	8	9	AB	R	H	RBI	BB	SO	LOB
2 Kelly Johnson, L (1, 4) OBP: 0.316, SLG: 0.419	C FA 92 B FA 92 B FA 91 F FA 91 F SL 85 B CU 77 F FA 91 B FA 92 4-2 16 WP 10 BB BB		C FA 90 C SL 84 F FA 90 B CU 77 B FA 92 B FA 91 X FA 90 3-2 ① F8		B FA 91 C FA 90 S CU 75 B CU 77 B FA 90 F SL 82 X SL 83 3-2 ③ L4			C FA 92 B CH 86 S FA 87 X SL 84 1-2 ③ G4-3		3	0	0	0	1	0	0
11 Edgar Renteria, R (1, 6) OBP: 0.400, SLG: 0.528	C FA 92 S SL 84 B SL 86 C FA 92 1-3 ① K		S SL 84 C FA 92 B SL 86 S SL 85 1-3 ② K			F SL 84 B SL 85 B FA 91 B SL 83 B FA 91 4-1 10 G4-6-3 BB			B SL 82 C FA 91 X SL 79 1-1 ① F7	3	0	0	0	1	2	1
10 Chipper Jones, S (1, 5) OBP: 0.415, SLG: 0.412	B FA 90 1 SAFE C SL 84 S FA 90 B CU 76 B FA 91 B FA 89 4-2 16 WP 1-2 BB		S FA 92 B SL 86 S FA 92 B CU 80 B SL 83 S SL 84 3-3 ③ K			X FA 90 0-0 ①② G4-6-3 1-2f			C SL 81 B FA 92 C SL 80 X SL 79 1-2 7 BB WP 1B	3	0	1	0	1	1	1
Andruw Jones, R (1, 8) OBP: 0.308, SLG: 0.455	B SL 86 C FA 84 B CU 76 B SL 84 S SL 84 S SL 84 3-3 ② K			S SL 84 X CU 75 0-1 2B		S SL 83 B SL 84 S SL 83 F SL 84 S SL 84 1-3 ③ K			D SL 81 S SL 78 B SL 80 S SL 82 D SL 79 B SL 80 4-2 7 BB 1-2 BB	3	0	1	0	1	2	2
16 Brian McCann, L (1, 2) OBP: 0.378, SLG: 0.576	F SL 83 B FA 91 B CH 84 B SL 83 F SL 86 S CU 78 3-3 ③ K 1-2 2-3			B FA 90 C FA 90 B SL 83 X FA 90 2-1 ① G5-3			X 0-0 ① G5-3		B SL 84 C FA 91 D SL 86 S SL 82 F FA 86 F SL 80 C FA 93 2-3 ② K	4	0	0	0	0	2	5
7 Jeff Francoeur, R (1, 9) OBP: 0.324, SLG: 0.543		B FA 90 C FA 91 X SL 85 1-1 ① F8		F SL 84 F FA 91 B FA 91 S CU 78 1-3 ② K			F FA 94 B FA 94 S FA 93 X SL 84 1-2 ② G3		S SL 78 D SL 78 B FA 91 B FA 91 B FA 91 4-1 1-2 2-3 BB	3	0	0	0	1	1	1
Scott Thorman, L (1, 3) OBP: 0.238, SLG: 0.368		B SL 82 B FA 90 F SL 84 S FA 90 B CU 76 F FA 90 B SL 84 4-2 BB		X SL 84 0-0 ③ P6			C FA 95 F FA 88 B FA 94 X FA 89 1-2 ③ F8		F FA 85 B SL 80 B FA 91 S FA 90 F FA 90 F FA 92 B FA 91 S SL 81 3-3 ③ K	3	0	0	0	1	1	4
Ryan Langerhans, L (1, 7) OBP: 0.238, SLG: 0.111		C FA 90 F SL 83 B FA 90 D CU 78 S FA 91 2-3 ② K			C SL 81 B FA 90 X SL 83 1-1 ① G4-3			C CH 85 F FA 86 F FA 93 B FA 93 B CU 76 C FA 91 2-3 ① K		3	0	0	0	0	2	1
29 John Smoltz, R (1, 1) 23 Matt Diaz, R (8, PH) OBP: 0.389, SLG: 0.625 49 Macay McBride, L (9, 1) Tyler Yates, R (9, 1)		C FA 91 B SL 83 B FA 90 X FA 91 2-1 ③ F8			C FA 90 S SL 83 B SL 84 B CU 73 B FA 90 F FA 90 X FA 90 3-2 ② F9			X FA 93 0-0 ② G5-3		2 1 0 0	0 0 0 0	0 0 0 0	0 0 0 0	0 0 0 0	0 0 0 0	1 0 0 0

Inning Stats	1	2	3	4	5	6	7	8	9
	R: 0 E: 0 K: 3 S: 15 H: 0 LOB: 2 BB: 2 P: 30	R: 0 E: 0 K: 1 S: 10 H: 0 LOB: 1 BB: 1 P: 19	R: 0 E: 0 K: 2 S: 10 H: 0 LOB: 0 BB: 0 P: 17	R: 0 E: 0 K: 1 S: 8 H: 1 LOB: 1 BB: 0 P: 11	R: 0 E: 0 K: 0 S: 10 H: 0 LOB: 0 BB: 0 P: 17	R: 0 E: 0 K: 1 S: 6 H: 0 LOB: 0 BB: 1 P: 11	R: 0 E: 0 K: 0 S: 7 H: 0 LOB: 0 BB: 0 P: 9	R: 0 E: 0 K: 1 S: 8 H: 0 LOB: 0 BB: 0 P: 11	R: 0 E: 0 K: 2 S: 18 H: 1 LOB: 3 BB: 2 P: 33

	AB	R	H	RBI	BB	SO	LOB
AB	28						
R	0						
H	2						
RBI	0						
BB	6						
SO	11						
LOB	16						

1B: 1	SF: 0	WP: 2	PA: 34
2B: 1	SAC: 0	PB: 0	
3B: 0	DP: 1	SB: 0	
HR: 0	HBP: 0	CS: 0	

PITCHER	IP	WLS	BF	H	R	ER	SO	BB	IBB	HBP	BLK	WP	HR	S	P	ERA	WHIP
57 Jason Bergmann, R (1, 1) ERA: 3.72	6.0		22	1	0	0	8	4	0	0	0	1	0	59	105	0.00	0.833
43 Jesus Colome, R (7, 1) ERA: 3.38	1.0	W	3	0	0	0	0	0	0	0	0	0	0	7	9	0.00	0.000
Jon Rauch, R (8, 1) ERA: 6.35	1.0	H	3	0	0	0	1	0	0	0	0	0	0	8	11	0.00	0.000
32 Chad Cordero, R (9, 1) ERA: 6.75	1.0	S	6	1	0	0	2	2	0	0	0	1	0	18	33	0.00	3.000

PITCHER	IP	WLS	BF	H	R	ER	SO	BB	IBB	HBP	BLK	WP	HR	S	P	ERA	WHIP

Batter	1	2	3	4	5	6	7	8	9	AB	R	H	RBI	BB	SO	LOB
2 Hanley Ramirez, R (1, 6) OBP: 0.387, SLG: 0.586	X FA 84 0-0 WP, 6 HBP, 1B 1B	C CU 70 C CH 75 B CH 74 F FA 85 X FA 85 1-2 ② G6-3		F CH 85 F FA 91 B CU 79 S SL 83 1-3 ① K		C FA 91 X FA 90 0-1 6 2B 1B		B FA 89 C CU 75 F FA 88 B FC 82 B FA 89 B CU 75 4-2 1B, 6 BB, 14 FC6-4-3-2 1-2 BB		4	3	2	0	1	1	0
6 Dan Uggla, R (1, 4) OBP: 0.362, SLG: 0.487	H FA 83 1-0 WP 1-2 1B HBP	B F B F B X 3-2 ③ F8		X SL 84 0-0 ② 2B		F SL 86 X CH 89 0-1 1-H 2-H 2B		B FA 89 F FA 89 B FA 90 B FA 89 B FA 90 4-1 1B, 14 FC6-4-3-2 1-2 2-3 BB		3	1	2	2	1	0	0
Miguel Cabrera, R (1, 5) OBP: 0.543, SLG: 0.886	B FA 82 F FA 84 B FA 84 B CH 75 B FA 85 4-1 1B, 12 2B 1-2 2-3 BB		F FA 83 B FA 85 B FA 85 X FA 85 2-1 ① F9	X CH 81 0-0 1B		I IN 77 I IN 78 I IN 79 I IN 76 4-0 14 G6-4-3 IBB		B FA 89 X CU 76 1-0 14 FC6-4-3-2 1-2 2-3 3-H 1B		3	1	2	1	2	0	0
14 Josh Willingham, R (1, 7) OBP: 0.300, SLG: 0.513	C FA 84 D CH 76 B FA 86 B FA 85 S FA 84 S FA 85 3-3 ① K		F CH 76 X FA 86 0-1 8 BB, 12 1B, 1B 1B	B FA 87 F FA 88 B FA 89 B FA 87 X FA 88 3-1 ③ F8		B SL 85 X FA 90 1-0 ② ③ G6-4-3 1-2f		F FA 96 X SL 89 0-1 ② ③ FC6-4-3-2 1-2 2-H 3-H		5	1	1	1	0	1	8
Miguel Olivo, R (1, 2) OBP: 0.265, SLG: 0.313	C FA 83 D CH 76 X CH 76 1-1 12 2B 1-2 2-H 3-H 1B		X FA 83 0-0 ② F8		C SL 81 B SL 75 B FA 88 F FA 88 S SL 79 2-3 ① K		B SL 86 X SL 84 1-0 ① P5		S X 0-1 ① F8	5	1	1	2	0	1	1
12 Cody Ross, R (1, 8) OBP: 0.292, SLG: 0.522	B FA 83 C FA 84 B FA 84 F FA 85 F CH 76 X CU 71 2-2 8 SF9 1-H 2-H 2B		B FA 85 F FA 82 F CH 74 X FA 85 1-2 8 BB, 1B 1-2 1B		C S SL 82 B SL 80 F SL 79 F CU 79 S SL 81 1-3 ② K		C SL 86 B CU 76 F FA 92 B SL 86 F FA 92 S CU 78 2-3 ② K		F B B F B X 3-2 ② G4-3	5	2	2	2	0	2	0
8 Aaron Boone, R (1, 3) OBP: 0.364, SLG: 0.375	C FA 84 X FA 85 0-1 ② SF9 3-H		S CH 76 F FA 85 B FA 84 B FA 85 B FA 85 B CH 76 4-2 1B 1-2 2-3 BB		B CH 86 S SL 81 B FA 92 S SL 83 F SL 80 B FA 92 F SL 83 F SL 84 C CU 74 3-3 ③ K		B SL 86 C FA 89 X FA 89 1-1 ③ F7		F S C 0-3 ③ K	3	0	0	1	1	2	0
Joe Borchard, S (1, 9) OBP: 0.353, SLG: 0.345	B FA 84 B CH 73 S FA 84 F FA 83 B FA 84 S CH 75 3-3 ③ K		B FA 85 S FA 86 F FA 86 B FA 86 B FA 86 F FA 85 F FA 86 X FA 87 3-2 FC6-4 1-2 2-H 3-H 1B			B FA 90 C FA 89 F CH 84 B FA 92 B CH 84 F FA 92 X FA 91 3-2 6 2B, SH1-4 1B		F FA 90 B FA 88 C FA 88 B SL 81 B FA 90 X FA 88 3-2 E9 6 BB, 2 BB, 1B		4	2	2	2	0	1	0
Dontrelle Willis, L (1, 1) Jason Wood, R (8, PH) OBP: 0.200, SLG: 0.400 Kevin Gregg, R (8, 1) 57 Taylor Tankersley, L (9, 1)		C FA 84 X FA 85 0-1 ① G4-3	B X 1-0 ③ FC6-4 1-2f			B FA 90 X FA 88 1-0 ① SH1-4 1-2		F FA 88 F FA 88 F FA 91 F CU 80 F FA 89 S CU 77 0-3 ① K		2 1 0 0	0 0 0 0	0 0 0 0	0 0 0 0	0 1 0 0	0 1 0 0	2 1 0 0
Inning Stats	R: 5 E: 0 K: 2 S: 16 H: 3 LOB: 0 BB: 1 P: 30	R: 0 E: 0 K: 0 S: 9 H: 0 LOB: 0 BB: 0 P: 13	R: 2 E: 0 K: 0 S: 16 H: 3 LOB: 2 BB: 1 P: 27	R: 0 E: 0 K: 1 S: 7 H: 2 LOB: 1 BB: 0 P: 11	R: 0 E: 0 K: 3 S: 14 H: 0 LOB: 0 BB: 0 P: 20	R: 2 E: 0 K: 0 S: 10 H: 3 LOB: 1 BB: 1 P: 19	R: 0 E: 0 K: 1 S: 7 H: 0 LOB: 0 BB: 0 P: 11	R: 2 E: 1 K: 1 S: 15 H: 1 LOB: 1 BB: 2 P: 27	R: 0 E: 0 K: 1 S: 8 H: 0 LOB: 0 BB: 0 P: 11	1B: 9 2B: 4 3B: 0 HR: 0 SF: 1 SAC: 1 DP: 2 HBP: 1						

TOP

Florida Marlins @ Atlanta Braves

Turner Field, Atlanta, GA

Fri Apr 13 2007, 7:35 PM EDT

Att. 33,212 - Cloudy - 72 F

livebaseballscorecards.com

AB	35
R	11
H	12
RBI	11
BB	5
SO	9
LOB	12

PITCHER		IP	WLS	BF	H	R	ER	SO	BB	IBB	HBP	BLK	WP	HR	S	P	ERA	WHIP
19 Mark Redman, L ERA: 12.96	(1, 1)	2.2	L	17	6	7	7	2	2	0	1	0	1	0	40	68	23.62	3.000
Oscar Villarreal, R ERA: 1.59	(3, 1)	2.1		8	2	0	0	4	0	0	0	0	0	0	22	33	0.00	0.857
54 Chad Paronto, R ERA: 3.6	(6, 1)	1.2		8	3	2	2	1	0	1	0	0	0	0	15	27	10.80	1.800
49 Macay McBride, L ERA: 6.0	(7, 1)	0.2		6	1	2	0	1	2	0	0	0	0	0	15	28	0.00	4.500
Tyler Yates, R ERA: 4.5	(8, 1)	1.2		4	0	0	0	1	0	0	0	0	0	0	10	13	0.00	0.000

PITCHER	IP	WLS	BF	H	R	ER	SO	BB	IBB	HBP	BLK	WP	HR	S	P	ERA	WHIP

WP: 1	PB: 0	SB: 0	CS: 0	PA: 43													

Florida Marlins @ Atlanta Braves

Turner Field, Atlanta, GA

Fri Apr 13 2007, 7:35 PM EDT
Att. 33,212 - Cloudy - 72 F

livebaseballscorecards.com

BOTTOM

Batter	1	2	3	4	5	6	7	8	9	AB	R	H	RBI	BB	SO	LOB
2 Kelly Johnson, L (1, 4) OBP: 0.302, SLG: 0.389	C FA 86 C FA 85 X SL 81 0-2 F8 ①		B FA 87 C FA 85 B FA 86 B FA 87 F FA 87 X FA 86 3-2 G4-3 ②		B FA 88 F FA 86 C FA 91 X FA 89 1-2 11 BB 1B		B FA 89 X FA 88 1-0 G3 ② 1-2		X 0-0 F9 ③	5	0	1	0	0	0	1
11 Edgar Renteria, R (1, 6) OBP: 0.419, SLG: 0.553 54 Chad Paronto, R (6, 1) Scott Thorman, L (7, 3) OBP: 0.227, SLG: 0.350 Tyler Yates, R (8, 1)	C CH 82 B FA 90 F CU 80 S CU 82 1-3 K ②		B CH 79 B FA 91 S FA 87 X FA 87 2-1 10 HR 2B		B FA 89 B FA 90 F FA 88 F FA 91 B CU 81 B FA 90 4-2 1-2 BB		B FA 89 X FA 86 1-0 G3 ③			2	1	1	0	1	1	0
										0	0	0	0	0	0	0
										1	0	0	0	0	0	1
										0	0	0	0	0	0	0
10 Chipper Jones, S (1, 5) OBP: 0.400, SLG: 0.474 4 Pete Orr, L (9, 5) OBP: 0.250, SLG: 0.250	B FA 85 F FA 86 B CU 80 F FA 90 F SL 82 S FA 92 2-3 K ③		C FA 92 B CU 79 D CU 81 F FA 92 X FA 94 2-2 2-H HR		B FA 91 B FA 91 C FA 90 F FA 90 X CU 76 2-2 F7 ③			X FA 92 0-0 F7 ①		4	1	1	2	0	1	2
										0	0	0	0	0	0	0
Andruw Jones, R (1, 8) OBP: 0.302, SLG: 0.432		B FA 88 C FA 87 S FA 91 B FA 92 B CU 81 X CU 80 3-2 F8 ①	C FA 92 B CH 82 F CU 80 B FA 93 X CU 81 2-2 G5-3 ③			C FA 89 X CU 75 0-1 23 G6-4-3 7 1B BLK 1B		C FA 92 B FA 93 S FA 92 B FA 94 S CH 84 2-3 K ②		4	1	1	0	0	1	0
7 Jeff Francoeur, R (1, 9) OBP: 0.341, SLG: 0.526		B FA 88 B FA 85 X FA 87 2-0 G4-3 ②		F FA 90 B FA 88 S FA 91 B FA 85 X FA 84 2-2 G4-3 ①		X FA 88 0-0 23 G6-4-3 1-2 1B		C FA 93 B C B B H 4-2 HBP		3	0	1	0	0	0	0
23 Matt Diaz, R (1, 7) OBP: 0.364, SLG: 0.550 (8, 3)		B FA 89 X FA 90 1-0 1B 1B		F FA 89 B FA 89 F FA 90 B CU 82 S CU 80 2-3 K2-3 ②		S FA 90 X FA 91 0-1 G6-4-3 ①② 1-2f 2-3		C F S 0-3 K2-3 ③		4	0	1	0	0	2	3
Craig Wilson, R (1, 3) OBP: 0.286, SLG: 0.118 49 Macay McBride, L (7, 1) Ryan Langerhans, L (8, 7) OBP: 0.227, SLG: 0.105		S FA 88 C FA 89 B FA 91 B CU 80 D FA 91 F FA 88 X FA 90 3-2 8 FC5-4 1-2 1B		X FA 91 0-0 F9 ③		S FA 91 B FA 92 F FA 92 S CU 82 1-3 K ③ 3-H			F B B F X 2-2 F8 ①	3	0	1	0	0	1	0
										0	0	0	0	0	0	0
										1	0	0	0	0	0	0
8 Brayan Peña, S (1, 2) OBP: 0.167, SLG: 0.667		X FA 89 0-0 FC5-4 ③ 1-2f			C FA 85 X FA 89 0-1 F9 ①		X 0-0 F7 ①		B B F F B X 3-2 HR	4	1	1	1	0	0	2
19 Mark Redman, L (1, 1) Oscar Villarreal, L (3, 1) Chris Woodward, R (5, PH) OBP: 0.250, SLG: 0.200 (6, 6)			C CH 72 F C FA 91 0-3 K ①		B FA 85 B CH 84 F FA 85 X FA 85 2-1 G6-3 ②		B FA 84 F CH 84 B CH 84 F CH 84 D CU 76 X FA 85 3-2 2 G3 1B		X 0-0 F9 ②	0	0	0	0	0	0	0
										1	0	0	0	0	1	0
										3	0	1	0	0	0	0

	AB	35
	R	4
	H	9
	RBI	3
	BB	1
	SO	7
	LOB	9

Inning Stats	1	2	3	4	5	6	7	8	9
	R: 0 E: 0 K: 2 S: 10	R: 0 E: 0 K: 0 S: 10	R: 2 E: 0 K: 1 S: 14	R: 0 E: 0 K: 1 S: 7	R: 0 E: 0 K: 0 S: 12	R: 1 E: 0 K: 1 S: 8	R: 0 E: 0 K: 0 S: 6	R: 0 E: 0 K: 2 S: 9	R: 1 E: 0 K: 0 S: 8
	H: 0 LOB: 0 BB: 0 P: 13	H: 2 LOB: 2 BB: 0 P: 19	H: 2 LOB: 0 BB: 0 P: 23	H: 0 LOB: 0 BB: 0 P: 11	H: 1 LOB: 2 BB: 1 P: 21	H: 2 LOB: 0 BB: 0 P: 9	H: 1 LOB: 1 BB: 0 P: 11	H: 0 LOB: 1 BB: 0 P: 15	H: 1 LOB: 0 BB: 0 P: 13

	1B: 6	SF: 0	WP: 0	PA: 37
	2B: 1	SAC: 0	PB: 0	
	3B: 0	DP: 1	SB: 0	
	HR: 2	HBP: 1	CS: 0	

PITCHER		IP	WLS	BF	H	R	ER	SO	BB	IBB	HBP	BLK	WP	HR	S	P	ERA	WHIP
Dontrelle Willis, L ERA: 3.32	(1, 1)	7.0	W	29	8	3	3	5	1	0	0	1	0	1	67	107	3.86	1.286
Kevin Gregg, R ERA: 1.42	(8, 1)	1.0		4	0	0	0	2	0	0	1	0	0	0	9	15	0.00	0.000
57 Taylor Tankersley, L ERA: 9.0	(9, 1)	1.0		4	1	1	1	0	0	0	0	0	0	1	8	13	9.00	1.000

PITCHER	IP	WLS	BF	H	R	ER	SO	BB	IBB	HBP	BLK	WP	HR	S	P	ERA	WHIP

Florida Marlins @ Atlanta Braves

Turner Field, Atlanta, GA

Sun Apr 15 2007, 1:05 PM EDT

Att. 25,189 - Overcast - 45 F

TOP

livebaseballscorecards.com

Batter	1	2	3	4	5	6	7	8	9	AB	R	H	RBI	BB	SO	LOB
2 Hanley Ramirez, R (1, 6) OBP: 0.429, SLG: 0.581	X FA 89 0-0 6 1B 6 S G6-4-3 1B		C FA 91 B SL 83 C SL 85 B FA 92 B CU 82 B FA 93 4-2 1-2 BB		B FA 90 X FA 90 2-0 ③ FC5-4 1-2f		B FA 90 B C B F B 4-2 BB		B FA 90 B FA 87 B CU 86 D FA 88 4-0 7 DI BB	2	1	1	0	2	0	1
12 Cody Ross, R (7, 8) OBP: 0.320, SLG: 0.522										0	0	0	0	1	0	0
6 Dan Uggla, R (1, 4) OBP: 0.346, SLG: 0.455	C FA 88 1 SAFE B SL 84 S SL 85 B SL 87 B SL 83 X FA 92 3-2 G6-4-3 1-3 1B		C SL 86 B FA 92 F B S 2-3 ② K			F CH 87 C FA 88 S SL 84 0-3 ① K	X FA 98 0-0 ③ P4		1 SAFE 1 SAFE C FA 89 B CU 82 B CU 81 F FA 89 C FA 89 2-3 ② K	5	0	1	0	0	3	4
Miguel Cabrera, R (1, 5) OBP: 0.520, SLG: 0.821	C FA 91 X CH 84 0-1 ①② G6-4-3 1-2f 3-H		C SL 86 S CH 85 B FA 91 S SL 87 1-3 ③ K			X CH 83 0-0 17 2B 1B		S FA 94 T FA 95 B SL 88 B SL 87 B FA 95 S FA 95 3-3 ① K	C FA 90 B SL 82 B CU 78 C FA 90 X SL 80 2-2 ③ G4-3 1-2	4	0	1	0	0	2	3
Randy Messenger, R (8, 1)										0	0	0	0	0	0	0
7 Alejandro De Aza, L (9, PH) OBP: 0.314, SLG: 0.455										1	0	0	0	0	0	1
17 Mike Jacobs, L (1, 3) OBP: 0.419, SLG: 0.632	B SI 90 X CH 81 1-0 ③ G3			C B B B B 4-1 14 G6-4-3 BB		X CH 88 0-0 1-3 2B		C SL 87 B FA 91 B FA 94 F FA 94 S FA 96 2-3 ② K		3	0	1	0	1	1	0
14 Josh Willingham, R (1, 7) OBP: 0.295, SLG: 0.476		B FA 89 X FA 89 1-0 ① G5-3		B C X 1-1 ①② G6-4-3 1-2f		B SL 85 B SL 81 B FA 90 C FA 89 F FA 89 B FA 86 4-2 BB		F FA 95 S FA 94 B FA 95 S FA 96 1-3 ③ K		3	0	0	0	1	1	1
Miguel Olivo, R (1, 2) OBP: 0.263, SLG: 0.306		S CU 80 B SL 81 S SL 85 D CU 82 X FA 91 2-2 E3 L5-3		C B C X 1-2 ③ G6-3		X 0-0 ② F7			S CH 86 F FA 90 X FA 90 0-2 4 WP 4 3B 1B	4	1	1	0	0	0	3
Joe Borchard, S (1, 9) OBP: 0.342, SLG: 0.333		F FS 90 X SI 91 0-1 ②③ L5-3 1-1			B CH 88 B FA 88 B FA 89 C FA 88 X CH 88 3-1 ① G1-3	B FA 87 B FA 90 X FA 88 2-0 ③ G3			X FA 87 0-0 4 WP 4 3B 1-2 1B	4	1	1	0	0	0	4
4 Alfredo Amezaga, S (1, 8) OBP: 0.320, SLG: 0.500			B CH 89 C FA 89 B FA 89 X FA 90 2-1 ① G3		C FA 89 X FA 91 0-1 ② G4-3		B S B FA 88 X FA 89 2-1 ① G4-1		B FA 88 B CH 86 X CH 86 2-0 1-H 2-H G5-3 3B	4	1	1	2	0	0	0
(7, 6)																
Scott Olsen, L (1, 1) OBP: 0.600, SLG: 0.800 56 Rick Van Den Hurk, R (3, 1) OBP: 0.500, SLG: 0.500 50 Jorge Julio, R (6, 1) 8 Aaron Boone, R (7, PH) OBP: 0.333, SLG: 0.333 22 Matt Lindstrom, R (7, 1) Jason Wood, R (8, 5) OBP: 0.167, SLG: 0.333			C FA 90 B CH 84 X FA 89 1-1 2 BB 1B		C FA 90 F FA 90 X SL 81 0-2 2 FC5-4 1B		B F F C 1-3 ② K		C SL 73 S FA 89 X SL 74 0-2 ① G5-3 3-H	1	0	1	0	0	0	0
										1	0	1	0	0	0	0
										0	0	0	0	0	0	0
										1	0	0	0	0	1	0
										0	0	0	0	0	0	0
										1	0	0	1	0	0	0

Inning Stats	1	2	3	4	5	6	7	8	9
	R: 1 E: 0 K: 0 S: 7	H: 2 LOB: 0 BB: 0 P: 11	R: 0 E: 1 K: 0 S: 6	H: 0 LOB: 0 BB: 0 P: 9	R: 0 E: 0 K: 2 S: 12	H: 1 LOB: 2 BB: 1 P: 22	R: 0 E: 0 K: 0 S: 6	H: 0 LOB: 0 BB: 1 P: 12	R: 0 E: 0 K: 0 S: 8	H: 1 LOB: 1 BB: 0 P: 13	R: 0 E: 0 K: 1 S: 9	H: 2 LOB: 3 BB: 1 P: 15	R: 0 E: 0 K: 1 S: 8	H: 0 LOB: 1 BB: 1 P: 15	R: 0 E: 0 K: 3 S: 9	H: 0 LOB: 0 BB: 0 P: 15	R: 3 E: 0 K: 1 S: 14	H: 3 LOB: 1 BB: 1 P: 24

	AB	34
	R	4
	H	9
	RBI	3
	BB	5
	SO	8
	LOB	17

	1B: 7	SF: 0	WP: 1	PA: 39
	2B: 2	SAC: 0	PB: 0	
	3B: 1	DP: 3	SB: 1	
	HR: 0	HBP: 0	CS: 0	

PITCHER		IP	WLS	BF	H	R	ER	SO	BB	IBB	HBP	BLK	WP	HR	S	P	ERA	WHIP
15 Tim Hudson, R ERA: 0.86	(1, 1)	7.0	W	29	6	1	1	4	4	0	0	0	0	0	56	97	1.29	1.429
Tyler Yates, R ERA: 3.6	(8, 1)	1.0		3	0	0	0	3	0	0	0	0	0	0	9	15	0.00	0.000
58 Peter Moylan, R ERA: 81.0	(9, 1)	0.1		5	3	3	3	0	1	0	0	0	1	0	8	14	81.00	12.000
28 Bob Wickman, R ERA:	(9, 1)	0.2		2	0	0	0	1	0	0	0	0	0	0	6	10	0.00	0.000

PITCHER	IP	WLS	BF	H	R	ER	SO	BB	IBB	HBP	BLK	WP	HR	S	P	ERA	WHIP

Florida Marlins @ Atlanta Braves

Turner Field, Atlanta, GA

Sun Apr 15 2007, 1:05 PM EDT
Att. 25,189 - Overcast - 45 F

livebaseballscorecards.com

Batter	1	2	3	4	5	6	7	8	9	AB	R	H	RBI	BB	SO	LOB
2 Kelly Johnson, L (1, 4) OBP: 0.313, SLG: 0.359	F7		10 HR; 11 E; BB	G4-6-3		10 WP; BB; 7 BB; BB		F7		3	2	0	0	2	0	1
11 Edgar Renteria, R (1, 6) OBP: 0.417, SLG: 0.524	10 CS; BB		E2; 10 HR; 1B	P3		P2		G6-3		4	1	1	1	1	0	1
10 Chipper Jones, S (1, 5) OBP: 0.420, SLG: 0.537	K		HR		HR; BB	7 BB; BB		P6		3	2	1	3	2	1	1
Andruw Jones, R (1, 8) OBP: 0.319, SLG: 0.500		L5	P2		HR	7 BB				3	1	1	2	1	0	0
7 Jeff Francoeur, R (1, 9) OBP: 0.333, SLG: 0.488		G4-3	K		K	BB				3	0	0	1	1	2	0
16 Brian McCann, L (1, 2) OBP: 0.390, SLG: 0.568		1B	23 1B; 1B		G4-3	F8				4	0	2	0	0	0	3
23 Matt Diaz, R (1, 7) OBP: 0.385, SLG: 0.542 Tyler Yates, R (8, 1) 58 Peter Moylan, R (9, 1) 28 Bob Wickman, R (9, 1)	G4-3		1B		WP; 1B		K			4 0 0 0	0 0 0 0	2 0 0 0	0 0 0 0	0 0 0 0	1 0 0 0	1 0 0 0
Craig Wilson, R (1, 3) OBP: 0.280, SLG: 0.143			11 1B; 2 BB; 15 PB; 1B F7		K	K	K			4	1	1	0	0	2	3
15 Tim Hudson, R (1, 1) OBP: 0.286, SLG: 0.167 Ryan Langerhans, L (7, PH) OBP: 0.217, SLG: 0.100 (8, 7)			11 1B; 2 BB; 11 E; BB	2 G4-6-3; 1B		K	K			2 1	1 0	1 0	0 0	1 0	1 1	0 0
Inning Stats	R: 0 E: 0 K: 1 S: 6 H: 0 LOB: 1 BB: 1 P: 14	R: 0 E: 0 K: 0 S: 10 H: 1 LOB: 1 BB: 0 P: 14	R: 5 E: 1 K: 1 S: 29 H: 5 LOB: 2 BB: 2 P: 46	R: 0 E: 0 K: 0 S: 9 H: 1 LOB: 0 BB: 0 P: 12	R: 2 E: 0 K: 2 S: 14 H: 2 LOB: 1 BB: 1 P: 25	R: 1 E: 0 K: 1 S: 17 H: 0 LOB: 3 BB: 4 P: 38	R: 0 E: 0 K: 3 S: 10 H: 0 LOB: 0 BB: 0 P: 15	R: 0 E: 0 K: 0 S: 7 H: 0 LOB: 0 BB: 0 P: 10		1B: 7 2B: 1 3B: 0 HR: 2	SF: 0 SAC: 0 DP: 2 HBP: 0			WP: 2 PB: 1 SB: 0 CS: 1	PA: 39		

	AB	R	H	RBI	BB	SO	LOB
	31	8	9	7	8	8	10

PITCHER		IP	WLS	BF	H	R	ER	SO	BB	IBB	HBP	BLK	WP	HR	S	P	ERA	WHIP
Scott Olsen, L ERA: 6.92	(1, 1)	2.2	L	16	6	5	5	2	3	0	0	0	0	1	39	65	16.88	3.375
56 Rick Van Den Hurk, R ERA: 3.86	(3, 1)	2.1		10	3	2	2	2	1	0	0	0	1	1	29	46	7.71	1.714
50 Jorge Julio, R ERA: 13.5	(6, 1)	1.0		7	0	1	1	1	4	0	0	0	1	0	17	38	9.00	4.000
22 Matt Lindstrom, R ERA:	(7, 1)	1.0		3	0	0	0	3	0	0	0	0	0	0	10	15	0.00	0.000
Randy Messenger, R ERA:	(8, 1)	1.0		3	0	0	0	0	0	0	0	0	0	0	7	10	0.00	0.000

PITCHER	IP	WLS	BF	H	R	ER	SO	BB	IBB	HBP	BLK	WP	HR	S	P	ERA	WHIP

Atlanta Braves @ Washington Nationals

Robert F. Kennedy Memorial Stadium, Washington, DC

Mon Apr 16 2007, 7:05 PM EDT

Att. 16,326 - Overcast - 44 F

livebaseballscorecards.com

TOP

Batter	1	2	3	4	5	6	7	8	9	AB	R	H	RBI	BB	SO	LOB
Chris Woodward, R (1, 4) OBP: 0.294, SLG: 0.267	3-2 B F B B F X 11 G6-4-3 1B	1-2 D C C X E4 2-3			0-0 X 11 G6-4-3 1B		0-3 C F S ① K		2-1 B B C X ③ F7	5	0	2	0	0	1	2
11 Edgar Renteria, R (1, 6) OBP: 0.385, SLG: 0.478	2-2 B D F C X G6-4-3 1-2f	0-1 F X ③ L9			1-1 B C X ①② G6-4-3 1-2f		0-0 X ② G4-3			4	0	0	0	0	0	4
10 Chipper Jones, S (1, 5) OBP: 0.426, SLG: 0.523	4-2 B B T C B F B 7 BB BB BB		2-0 B B X ① F8		0-1 F X 1B		2-3 C B B C C ③ K			3	0	1	0	1	1	0
Andruw Jones, R (1, 8) OBP: 0.314, SLG: 0.465	4-2 B S D B C B 7 BB 1-2 BB		2-1 C B B X ② G5-3		1-1 D C X ③ G4-3			2-0 B B X ① P5		3	0	0	0	1	0	1
7 Jeff Francoeur, R (1, 9) OBP: 0.347, SLG: 0.465	4-2 B B C D S F B 1-2 2-3 BB		0-0 X ③ G5-3			4-2 B B S C B B 23 F9 16 BB G4-3 BB		2-3 S S B B F S ② K		2	1	0	0	2	1	0
16 Brian McCann, L (1, 2) OBP: 0.378, SLG: 0.525	3-2 B F F D B X ③ F8			1-0 B X ① F9		4-2 D B B C F B G4-3 1-2 BB		0-2 F F X ③ F7		3	0	0	0	1	0	3
23 Matt Diaz, R (1, 7) OBP: 0.333, SLG: 0.464		2-0 B B X ① G5-3		3-2 C C F B B F F B X ② G6-3		0-1 S X ① F9 2-3			1-1 C B X ① F8	4	0	0	0	0	0	2
Craig Wilson, R (1, 3) OBP: 0.333, SLG: 0.182 Scott Thorman, L (6, PH) OBP: 0.250, SLG: 0.409 (6, 3)		2-1 C B H E 36 SH1-4 HBP		0-0 X 1B		1-2 B F C X ② G4-3 1-2 3-H			2-1 C B B B X WP 2B	1 2	0 0	1 1	0 1	0 0	0 0	0 1
36 Chuck James, L (1, 1) 2 Kelly Johnson, L (6, PH) OBP: 0.306, SLG: 0.350 Steve Colyer, L (6, 1) Oscar Villarreal, L (7, 1) Tyler Yates, R (8, 1) 51 Michael Gonzalez, R (8, 1) Ryan Langerhans, L (9, PH) OBP: 0.208, SLG: 0.095	L B B X 2-1 ② SH1-4 1-2		B C X 1-1 ③ G4-3		C D C B F F X 2-2 ③ F7			B S O T C 2-3 ② K 2-3		1 1 0 0 0 0 1	0 0 0 0 0 0 0	0 0 0 0 0 0 1	0 0 0 0 0 0 1	0 0 0 0 0 0 1	0 1 0 0 0 0 1	1 1 0 0 0 0 1
Inning Stats	R: 0 E: 0 K: 0 S: 17 H: 1 LOB: 3 BB: 3 P: 37	R: 0 E: 1 K: 0 S: 9 H: 0 LOB: 2 BB: 0 P: 16	R: 0 E: 0 K: 0 S: 4 H: 0 LOB: 0 BB: 0 P: 8	R: 0 E: 0 K: 0 S: 10 H: 1 LOB: 1 BB: 0 P: 15	R: 0 E: 0 K: 0 S: 7 H: 2 LOB: 1 BB: 0 P: 9	R: 1 E: 0 K: 0 S: 14 H: 0 LOB: 1 BB: 2 P: 25	R: 0 E: 0 K: 2 S: 7 H: 0 LOB: 0 BB: 0 P: 9	R: 0 E: 0 K: 1 S: 8 H: 0 LOB: 0 BB: 0 P: 12	R: 0 E: 0 K: 1 S: 9 H: 1 LOB: 1 BB: 0 P: 16	1B: 4 2B: 1 3B: 0 HR: 0		SF: 0 SAC: 1 DP: 2 HBP: 1			WP: 1 PB: 0 SB: 0 CS: 0	PA: 37	

	AB	30
	R	1
	H	5
	RBI	1
	BB	5
	SO	4
	LOB	16

PITCHER		IP	WLS	BF	H	R	ER	SO	BB	IBB	HBP	BLK	WP	HR	S	P	ERA	WHIP
47 Matt Chico, L ERA: 5.27	(1, 1)	5.0	W	24	4	1	1	0	5	0	1	0	0	0	51	97	1.80	1.800
52 Saul Rivera, R ERA:	(6, 1)	2.0	H	6	0	0	0	2	0	0	0	0	0	0	17	22	0.00	0.000
Jon Rauch, R ERA: 4.7	(8, 1)	1.0	H	3	0	0	0	1	0	0	0	0	0	0	8	12	0.00	0.000
32 Chad Cordero, R ERA: 4.5	(9, 1)	1.0		4	1	0	0	1	0	0	0	0	1	0	9	16	0.00	1.000

PITCHER	IP	WLS	BF	H	R	ER	SO	BB	IBB	HBP	BLK	WP	HR	S	P	ERA	WHIP

BOTTOM

Atlanta Braves @ Washington Nationals

Robert F. Kennedy Memorial Stadium, Washington, DC

Mon Apr 16 2007, 7:05 PM EDT

Att. 16,326 - Overcast - 44 F

livebaseballscorecards.com

Batter	1	2	3	4	5	6	7	8	9	AB	R	H	RBI	BB	SO	LOB
Felipe Lopez, S (1, 6) OBP: 0.339, SLG: 0.333	X 0-0 10 CS 1B		B C F X 1-2 10 1B 11 1B		C B B X 2-1 ① L9		C X 0-1 2B			4	1	3	0	0	0	0
10 Ronnie Belliard, R (1, 4) OBP: 0.356, SLG: 0.386	B C 1 L F B F D F SAFE 3-3 ① ② F S K 1-2		1 G B F X SAFE 1-2 11 1B 21 2B 1-3 1B		B B B C C X 3-2 ② L9		B X 1-0 ③ L7			4	1	1	0	0	1	2
11 Ryan Zimmerman, R (1, 5) OBP: 0.246, SLG: 0.278	C B B S B S 3-3 ③ K		F F D X 1-2 21 2B 1-2 3-H 1B		B X 1-0 ③ G3			F X 0-1 21 2B BB 1B		4	2	2	1	0	1	0
21 Dmitri Young, S (1, 3) OBP: 0.434, SLG: 0.581 13 Robert Fick, L (9, 3) OBP: 0.100, SLG: 0.100		B C X 1-1 ① G3	F X 0-1 1-H 2-H 2B			C X 0-1 WP 1B		1 SAFE B X 1-0 BB 1-3 G4-3 2B		4 0	1 0	3 0	2 0	0 0	0 0	0 0
25 Austin Kearns, R (1, 9) OBP: 0.309, SLG: 0.360		B X 1-0 ② L8	I I I I 4-0 IBB			F X 0-1 ① F9		B B S F S 2-3 ① K		3	0	0	0	1	1	3
Ryan Church, L (1, 8) OBP: 0.431, SLG: 0.682		B B B C S B 4-2 BB	X 0-0 ③ G3-1			C B B C S 2-3 ② K 1-2		B D D C B 4-1 G4-3 BB BB		2	0	0	0	2	1	3
Brian Schneider, L (1, 2) OBP: 0.292, SLG: 0.205	B 1 SAFE X 1-0 ③ G3		B C C S 1-3 ① K			C B F S 1-3 ③ K2-3		B F B B B 4-1 G4-3 1-2 2-3 3-H BB		3	0	0	1	1	2	2
Chris Snelling, L (1, 7) OBP: 0.379, SLG: 0.391			X 0-0 ① G4-3 C C X 0-2 ② G5-3				B X 1-0 ① P6	B B C F X 2-2 ② G4-3 1-2 2-3 3-H		4	0	0	1	0	0	2
47 Matt Chico, L (1, 1) 52 Saul Rivera, S (6, 1) D'Angelo Jimenez, S (7, PH) OBP: 0.222, SLG: 0.125 Jon Rauch, R (8, 1) Josh Wilson, R (8, PH) 32 Chad Cordero, R (9, 1)			C C X 0-2 ② G6-3 C X 0-1 ③ G1				B C S S S 1-3 ② K	C B B B F F S 3-3 ③ K		2 0 1 0 1 0	0 0 0 0 0 0	0 0 0 0 0 0	0 0 0 0 0 0	0 0 1 0 0 1	0 0 0 0 0 2	0 0 0 0 0 0
Inning Stats	R: 0 E: 0 K: 2 S: 11 H: 1 LOB: 0 BB: 0 P: 17	R: 0 E: 0 K: 0 S: 6 H: 0 LOB: 1 BB: 1 P: 13	R: 3 E: 0 K: 0 S: 16 H: 4 LOB: 2 BB: 1 P: 23	R: 0 E: 0 K: 1 S: 8 H: 0 LOB: 0 BB: 0 P: 9	R: 0 E: 0 K: 0 S: 6 H: 0 LOB: 0 BB: 0 P: 12	R: 0 E: 0 K: 2 S: 10 H: 1 LOB: 1 BB: 0 P: 13	R: 0 E: 0 K: 1 S: 7 H: 1 LOB: 1 BB: 0 P: 10	R: 2 E: 0 K: 2 S: 16 H: 2 LOB: 2 BB: 2 P: 32		1B: 6 2B: 4 3B: 0 HR: 0	SF: 0 SAC: 0 DP: 1 HBP: 0			WP: 1 PB: 0 SB: 0 CS: 1	PA: 36	

	AB	32
	R	5
	H	9
	RBI	5
	BB	4
	SO	8
	LOB	14

PITCHER		IP	WLS	BF	H	R	ER	SO	BB	IBB	HBP	BLK	WP	HR	S	P	ERA	WHIP
36 Chuck James, L ERA: 2.25	(1, 1)	5.0	L	21	5	3	3	3	1	1	0	0	0	0	47	74	5.40	1.200
Steve Colyer, L ERA:	(6, 1)	1.2		7	2	0	0	3	0	0	0	0	1	0	16	21	0.00	1.200
Oscar Villarreal, R ERA: 1.5	(7, 1)	0.1		1	0	0	0	0	0	0	0	0	0	0	1	2	0.00	0.000
Tyler Yates, R ERA: 6.75	(8, 1)	0.1		3	2	2	2	1	0	0	0	0	0	0	6	9	54.00	6.000
51 Michael Gonzalez, L ERA: 2.84	(8, 1)	0.2		4	0	0	0	1	2	0	0	0	0	0	10	23	0.00	3.000

PITCHER		IP	WLS	BF	H	R	ER	SO	BB	IBB	HBP	BLK	WP	HR	S	P	ERA	WHIP

Atlanta Braves @ Washington Nationals

Robert F. Kennedy Memorial Stadium, Washington, DC

Tue Apr 17 2007, 7:05 PM EDT

Att. 17,801 - Cloudy - 53 F

livebaseballscorecards.com

TOP

Batter	1	2	3	4	5	6	7	8	9	AB	R	H	RBI	BB	SO	LOB
2 Kelly Johnson, L (1, 4) OBP: 0.352, SLG: 0.400	C B B X 2-1 11 E 11 S 11 1B 1B	B F B X 2-1 11 BLK 1B		B C F X 1-2 ① G3			C B C B X 2-2 10 WP 16 1B 1B	B C F X 1-2 E6 1B		5	2	4	0	0	0	0
11 Edgar Renteria, R (1, 6) OBP: 0.386, SLG: 0.460	C S B F B F B X 3-2 10 1B 1-H 1B 1B	B F B B D 4-1 1-2 BB		B C F S 1-3 ② K			1 SAFE B 1 SAFE M P B X 3-1 ① F9	B B C B X 3-1 ③ F7		4	1	1	1	1	1	2
10 Chipper Jones, S (1, 5) OBP: 0.441, SLG: 0.583	B F B X 2-1 16 BB 7 SF7 1B 1-3 1B	C F C 0-3 ② K		B B X 2-0 ③ G4-3			B B S B B 4-1 16 1B 1-2 BB		C F B X 1-2 HR	4	2	2	1	1	1	2
Andruw Jones, R (1, 8) OBP: 0.304, SLG: 0.438	F B S X 1-2 16 BB 1-2 3-H 1B	B B X 2-0 ③ G3			B F S F B F S 2-3 ① K		S B F D S 2-3 ② K		C B B X 2-1 ① G5-3	5	0	1	1	0	2	4
16 Brian McCann, L (1, 2) OBP: 0.400, SLG: 0.545	B B B B 4-0 1-2 2-3 BB		F B X 1-1 7 1B 2B		X 0-0 ② G4-3		B S B B B X 3-1 7 BB 1-3 2-H 1B		B F B X 2-1 ② F9	4	1	2	1	1	0	0
7 Jeff Francoeur, R (1, 9) OBP: 0.352, SLG: 0.457	T B S X 1-2 ① SF7 3-H		B B F X 2-1 2-H 1B		B B X 2-0 ③ G6-3		C D B B B 4-1 1-2 BB		B X 1-0 ③ G4-3	3	0	1	2	1	0	0
Scott Thorman, L (1, 3) OBP: 0.214, SLG: 0.346 39 Rafael Soriano, R (7, 1) 28 Bob Wickman, R (9, 1)	B S X 1-1 ② F5		B X 1-0 ① L9			B X 1-0 ① G4-3	X 0-0 ③ G3			4 0 0 0 0 0 6 0 0 0 0 0 0 0 0 0 0 0 0 0 0						
Ryan Langerhans, L (1, 7) OBP: 0.179, SLG: 0.080	S B X 1-1 ③ F8		S B F B B X 3-2 ② P6			B C B C X 2-2 ② G3-1		F C B B C 2-3 ① K		4	0	0	0	0	1	3
29 John Smoltz, R (1, 1) Oscar Villarreal, L (7, 1) Craig Wilson, R (7, 3) OBP: 0.321, SLG: 0.174		F B C B S 2-3 ① K	S S B X 1-2 ③ G6-3			C F X 0-2 ③ G1-3		F B F C 1-3 ② K		3 0 0 0 0 1 1 0 0 0 0 0 0 0 1 0 0 0 0 1 0						
Inning Stats	R: 3 E: 0 K: 0 S: 20 H: 4 LOB: 2 BB: 1 P: 35	R: 0 E: 0 K: 2 S: 10 H: 1 LOB: 2 BB: 1 P: 20	R: 1 E: 0 K: 0 S: 11 H: 2 LOB: 1 BB: 0 P: 19	R: 0 E: 0 K: 1 S: 7 H: 0 LOB: 0 BB: 0 P: 11	R: 0 E: 0 K: 1 S: 7 H: 0 LOB: 0 BB: 0 P: 11	R: 0 E: 0 K: 0 S: 7 H: 0 LOB: 0 BB: 0 P: 10	R: 1 E: 0 K: 1 S: 14 H: 2 LOB: 3 BB: 2 P: 31	R: 0 E: 1 K: 2 S: 11 H: 1 LOB: 1 BB: 0 P: 18	R: 1 E: 0 K: 0 S: 8 H: 1 LOB: 0 BB: 0 P: 14	1B: 9 2B: 1 3B: 0 HR: 1		SF: 1 SAC: 0 DP: 0 HBP: 0				

	AB	37
	R	6
	H	11
	RBI	6
	BB	4
	SO	7
	LOB	18

WP: 1 PB: 0 SB: 1 CS: 0 PA: 42

PITCHER		IP	WLS	BF	H	R	ER	SO	BB	IBB	HBP	BLK	WP	HR	S	P	ERA	WHIP
26 Jerome Williams, R ERA: 5.63	(1, 1)	5.0	L	24	7	4	4	4	2	0	0	1	0	0	55	96	7.20	1.800
59 Micah Bowie, L ERA: 3.68	(6, 1)	1.0		4	1	1	1	0	0	0	0	0	0	0	10	15	9.00	1.000
35 Ryan Wagner, R ERA: 5.63	(7, 1)	0.2		4	1	0	0	1	1	0	0	0	1	0	9	20	0.00	3.000
43 Jesus Colome, R ERA: 2.61	(7, 1)	1.1		6	1	0	0	2	1	0	0	0	0	0	13	24	0.00	1.500
Jon Rauch, R ERA: 5.19	(9, 1)	1.0		4	1	1	1	0	0	0	0	0	0	1	8	14	9.00	1.000

PITCHER	IP	WLS	BF	H	R	ER	SO	BB	IBB	HBP	BLK	WP	HR	S	P	ERA	WHIP

BOTTOM

Atlanta Braves @ Washington Nationals

Robert F. Kennedy Memorial Stadium, Washington, DC

Tue Apr 17 2007, 7:05 PM EDT

Att. 17,801 - Cloudy - 53 F

livebaseballscorecards.com

Batter	1	2	3	4	5	6	7	8	9	AB	R	H	RBI	BB	SO	LOB
Felipe Lopez, S (1, 6) OBP: 0.344, SLG: 0.339	C X 0-1 G4-3 ①		C F B X 1-2 E6 2-H 1B			C B X 1-1 F7 ①	B F B X 2-1 1-2 3-H 1B		C X 0-1 F7 ③	5	0	2	1	0	0	0
10 Ronnie Belliard, R (1, 4) OBP: 0.327, SLG: 0.354	B C X 1-1 F9 ②		X 0-0 G5-3 ③			B F F X 1-2 P6 ②	L L B S 1-3 K ①			4	0	0	0	0	1	3
11 Ryan Zimmerman, R (1, 5) OBP: 0.246, SLG: 0.276	C F X 0-2 F8 ③			C B B X 2-1 G6-3 ①		B S S B X 2-2 21 1B E 1B	C B S B F F F F F 2-3 S K ②			4	1	1	0	0	1	2
21 Dmitri Young, S (1, 3) OBP: 0.421, SLG: 0.553		C F X 0-2 G4-3 ①		C X 0-1 G3-1 ②		B S 1 SAFE F X 1-2 E 1-2 1B	C F B F B F F F 2-2 F F X F7 ③			4	0	1	0	0	0	2
Ryan Church, L (1, 8) OBP: 0.400, SLG: 0.625		B B X 2-0 G4-3 ②		B B S B S S 3-3 K ③		B B C X 2-1 E6 1-2 2-H		C T C 0-3 K ①		4	0	0	0	0	2	1
13 Robert Fick, L (1, 9) OBP: 0.077, SLG: 0.077 43 Jesus Colome, R (7, 1) D'Angelo Jimenez, S (8, PH) OBP: 0.200, SLG: 0.111 Jon Rauch, R (9, 1)		F B X 1-1 F7 ③			C C T 0-2 K ①	F B S F F F F F 2-2 B X F7 ③		B X 1-0 F9 ②		3 0 1 0	0 0 0 0	0 0 0 0	0 0 0 0	0 0 0 0	1 0 0 0	2 0 0 0
Brian Schneider, L (1, 2) OBP: 0.288, SLG: 0.209			C S F F E B B F F 2-2 X F8 ①		X 0-0 P2 ②		B X 1-0 3B 1B	C B F B B B X 3-2 F7 ③		4	1	1	0	0	0	0
Chris Snelling, L (1, 7) OBP: 0.424, SLG: 0.500			S S B F B B B 4-2 26 SH1-3 E BB		F S B X 1-2 5 FC6-4 1B		B X 1-0 1-H 1B 3B		C X 0-1 F8 ①	3	2	2	1	1	0	0
26 Jerome Williams, R (1, 1) 5 Kory Casto, L (5, PH) OBP: 0.226, SLG: 0.172 59 Micah Bowie, L (6, 1) 35 Ryan Wagner, R (7, 1) 25 Austin Kearns, R (7, 9) OBP: 0.298, SLG: 0.346			L L X 0-2 SH1-3 ② 1-2		S C F X 0-2 FC6-4 ③ 1-2f		B X 1-0 E5 1B		B B C X 2-1 F7 ②	0 1 0 0 2	0 0 0 0 0	0 0 0 0 0	0 0 0 0 0	0 0 0 0 0	0 0 0 0 0	0 1 0 0 1
Inning Stats	R: 0 E: 0 K: 0 S: 7 H: 0 LOB: 0 BB: 0 P: 8	R: 0 E: 0 K: 0 S: 6 H: 0 LOB: 0 BB: 0 P: 9	R: 1 E: 1 K: 0 S: 19 H: 1 LOB: 1 BB: 1 P: 26	R: 0 E: 0 K: 1 S: 7 H: 0 LOB: 0 BB: 0 P: 12	R: 0 E: 0 K: 1 S: 11 H: 1 LOB: 1 BB: 0 P: 12	R: 1 E: 1 K: 0 S: 22 H: 2 LOB: 2 BB: 0 P: 31	R: 2 E: 1 K: 2 S: 26 H: 3 LOB: 2 BB: 0 P: 36	R: 0 E: 0 K: 1 S: 7 H: 0 LOB: 0 BB: 0 P: 11	R: 0 E: 0 K: 0 S: 6 H: 0 LOB: 0 BB: 0 P: 8							

	AB	35
	R	4
	H	7
	RBI	2
	BB	1
	SO	5
	LOB	12

1B: 6	SF: 0	WP: 0	PA: 37
2B: 0	SAC: 1	PB: 0	
3B: 1	DP: 0	SB: 0	
HR: 0	HBP: 0	CS: 0	

PITCHER		IP	WLS	BF	H	R	ER	SO	BB	IBB	HBP	BLK	WP	HR	S	P	ERA	WHIP
29 John Smoltz, R ERA: 3.12	(1, 1)	6.0	W	26	6	4	2	2	1	0	0	0	0	0	74	102	3.00	1.167
Oscar Villarreal, R ERA: 1.42	(7, 1)	0.1	H	3	1	0	0	1	0	0	0	0	0	0	6	10	0.00	3.000
39 Rafael Soriano, R ERA: 4.26	(7, 1)	1.2	H	5	0	0	0	2	0	0	0	0	0	0	25	33	0.00	0.000
28 Bob Wickman, R ERA:	(9, 1)	1.0	S	3	0	0	0	0	0	0	0	0	0	0	6	8	0.00	0.000

PITCHER	IP	WLS	BF	H	R	ER	SO	BB	IBB	HBP	BLK	WP	HR	S	P	ERA	WHIP

Batter	1	2	3	4	5	6	7	8	9	AB	R	H	RBI	BB	SO	LOB
17 Felix Pie, L (1, 8) OBP: 0.273, SLG: 0.500	B B B C F C 3-3 ① K		B F B B F X 3-2 G4-3 3B		F 1 SAFE B 1 SAFE C X 1-2 ③ F9 1-2		B F B B B 4-1 25 E BB		B C F S 1-3 ① K2-3	4	2	1	0	1	2	1
Mark DeRosa, R (1, 4) OBP: 0.295, SLG: 0.585 47 Scott Eyre, L (7, 1) 48 Neal Cotts, L (7, 1) Jason Marquis, L (9, PH) OBP: 0.250, SLG: 0.375	B X 1-0 HR		S B X 1-1 ② G4-3 3-H			C B B S X 2-2 ① G6-3	B F F B S 2-3 ② K		B B C F B X 3-2 ② L7	4 0 0 1	1 0 0 0	1 0 0 0	2 0 0 0	0 0 0 0	1 0 0 0	1 0 0 0
25 Derrek Lee, R (1, 3) OBP: 0.484, SLG: 0.519	S S B B B B 4-2 16 G6-4-3 BB		F B X 1-1 ③ G6-3			F B F B B X 2-2 16 2B 2B	1 SAFE B X 1-0 E2 16 WP 2B 1-H		C C B F B B F F X 3-2 ③ L5	4	2	2	1	1	0	0
16 Aramis Ramirez, R (1, 5) OBP: 0.409, SLG: 0.537	B 1 SAFE B B X 3-0 ② ③ G6-4-3 1-2f			B B F F X 2-2 ① G6-3		B F X 1-1 15 1B SF8 2B 2-H	B C B X 2-1 ③ G6-3 3-H			4	1	1	1	0	0	1
15 Cliff Floyd, L (1, 7) OBP: 0.324, SLG: 0.444 19 Matt Murton, R (8, PH) OBP: 0.310, SLG: 0.231 (8, 7)		B X 1-0 ① P5		X 0-0 ② G3		B D X 2-0 1B 1B 2-3		B C B B B 4-2 1B BB		3 0	0 0	1 0	0 0	0 1	0 0	0 0
Michael Barrett, R (1, 2) OBP: 0.302, SLG: 0.311		C B C X 1-2 ② F7		B B B C X 3-1 ③ G5-3		B X 1-0 ② SF8 3-H		X 0-0 G5-3 1-3 1B		3	0	1	1	0	0	0
Jacque Jones, L (1, 9) OBP: 0.317, SLG: 0.291		C B X 1-1 2B			C B F B S 2-3 ① K	1 SAFE B X 1-0 1-2 1B		B C X 1-1 ① G5-3 1-2		4	0	2	0	0	1	2
Cesar Izturis, S (1, 6) OBP: 0.267, SLG: 0.293 32 Daryle Ward, L (8, PH) OBP: 0.500, SLG: 0.429 5 Ronny Cedeno, R (8, PR) OBP: 0.105, SLG: 0.235 (8, 6)	B C C T F F B X 2-2 ③ G4-3				B F B F B B 4-2 17 S BB	B C S D F D S 3-3 ③ K		B B B I 4-0 2 G6-4-3 IBB		2 0 0	0 0 0	0 0 0	0 0 0	1 1 0	1 0 0	3 0 0
38 Carlos Zambrano, S (1, 1) OBP: 0.333, SLG: 0.778 2 Ryan Theriot, R (7, PH) OBP: 0.361, SLG: 0.324 (7, 4)			B S C S 1-3 ① K		D S D S 1 SAFE X 2-2 ② P4		X 0-0 ① G6-3	X 0-0 ② ③ G6-4-3 1-2f		2 2	0 0	0 0	0 0	0 0	1 0	1 3
Inning Stats	R: 1 H: 1 E: 0 LOB: 0 K: 1 BB: 1 S: 7 P: 18	R: 0 H: 1 E: 0 LOB: 1 K: 0 BB: 0 S: 12 P: 17	R: 1 H: 1 E: 0 LOB: 0 K: 1 BB: 0 S: 10 P: 16	R: 0 H: 0 E: 0 LOB: 0 K: 0 BB: 0 S: 6 P: 11	R: 0 H: 0 E: 0 LOB: 1 K: 1 BB: 1 S: 11 P: 20	R: 2 H: 4 E: 0 LOB: 2 K: 1 BB: 0 S: 15 P: 27	R: 2 H: 1 E: 1 LOB: 0 K: 1 BB: 1 S: 8 P: 17	R: 0 H: 1 E: 0 LOB: 3 K: 0 BB: 2 S: 6 P: 15	R: 0 H: 0 E: 0 LOB: 0 K: 1 BB: 0 S: 12 P: 19							

TOP

Chicago Cubs @ Atlanta Braves

Turner Field, Atlanta, GA

Wed Apr 18 2007, 7:35 PM EDT
Att. 26,837 - Cloudy - 69 F

livebaseballscorecards.com

AB	33
R	6
H	9
RBI	5
BB	5
SO	6
LOB	12

		R	H	1B	SF	WP	PA
		E	LOB	2B	SAC	PB	
		K	BB	3B	DP	SB	
		S	P	HR	HBP	CS	

PITCHER		IP	WLS	BF	H	R	ER	SO	BB	IBB	HBP	BLK	WP	HR	S	P	ERA	WHIP
26 Kyle Davies, R ERA: 4.5	(1, 1)	5.1		23	6	4	4	3	2	0	0	0	0	1	55	98	6.75	1.500
Tyler Yates, R ERA: 6.0	(6, 1)	0.2	H	3	1	0	0	1	0	0	0	0	0	0	6	11	0.00	1.500
Oscar Villarreal, R ERA: 2.45	(7, 1)	1.0	W	5	1	2	1	1	1	0	0	0	1	0	8	17	9.00	2.000
Steve Colyer, L ERA:	(8, 1)	0.1	H	3	1	0	0	0	1	0	0	0	0	0	5	10	0.00	6.000
58 Peter Moylan, R ERA: 27.0	(8, 1)	0.2	H	2	0	0	0	0	0	1	0	0	0	0	1	5	0.00	0.000

PITCHER		IP	WLS	BF	H	R	ER	SO	BB	IBB	HBP	BLK	WP	HR	S	P	ERA	WHIP
28 Bob Wickman, R ERA:	(9, 1)	1.0	S	3	0	0	0	1	0	0	0	0	0	0	12	19	0.00	0.000

Chicago Cubs @ Atlanta Braves

Turner Field, Atlanta, GA

Wed Apr 18 2007, 7:35 PM EDT

Att. 26,837 - Cloudy - 69 F

BOTTOM

livebaseballscorecards.com

Batter	1	2	3	4	5	6	7	8	9	AB	R	H	RBI	BB	SO	LOB
2 Kelly Johnson, L (1, 4) OBP: 0.373, SLG: 0.429	G1-3	11 BB BB		K		2B	11 1B 1-3 2-H 3-H 1B			4	0	2	2	1	1	0
11 Edgar Renteria, R (1, 6) OBP: 0.403, SLG: 0.463	10 G4-3 16 1B 1B	10 G6-4-3 1-2 BB		G6-3		P3	1-3 3-H 1B			4	1	2	1	1	0	1
10 Chipper Jones, S (1, 5) OBP: 0.438, SLG: 0.577	G4-3 1-2	G6-4-3 1-2f		2B		FC6-4 IBB	K			4	0	1	0	1	1	5
Andruw Jones, R (1, 8) OBP: 0.328, SLG: 0.420	16 1B 7 HR BB	FC4-6 16 1B BB		G5-3		1-2f FC6-4		HBP 16 G4-6-3		2	1	0	0	2	0	3
16 Brian McCann, L (1, 2) OBP: 0.400, SLG: 0.531	7 HR 1-2 2-H 1B	FC4-6 1-2 1B	SAFE		K		P6	SAFE	G4-6-3 1-2f	5	1	2	1	0	1	1
7 Jeff Francoeur, R (1, 9) OBP: 0.339, SLG: 0.490	1-H 2-H HR	K			K		K	F8		5	1	1	3	0	3	2
Scott Thorman, L (1, 3) OBP: 0.281, SLG: 0.483	1B	FC4-6 HBP 1-2f 2-3		HR			23 1B BB 2 1B BB			3	2	2	1	1	0	2
Ryan Langerhans, L (1, 7) OBP: 0.194, SLG: 0.074 23 Matt Diaz, R (7, PH) (8, 7) OBP: 0.355, SLG: 0.483	G3	HBP 1-2			K		BB 2 1B 1-2 1B			2 1	0 1	0 1	0 0	1 0	1 0	1 0
26 Kyle Davies, R (1, 1) Tyler Yates, R (6, 1) 4 Pete Orr, L (6, PH) OBP: 0.200, SLG: 0.200 Oscar Villarreal, L (7, 1) Chris Woodward, R (7, PH) OBP: 0.333, SLG: 0.267 Steve Colyer, L (8, 1) 58 Peter Moylan, R (8, 1) 28 Bob Wickman, R (9, 1)		L8	G1-3			K	2 1B 11 1B 1-2 2-3 BB			2 0 1 0 0 0 0 0	0 0 0 0 1 0 0 0	0 0 0 0 0 0 0 0	0 0 0 0 0 0 0 0	0 0 0 0 1 0 0 0	0 0 0 0 0 0 0 0	3 0 0 0 0 0 0 0
Inning Stats	R: 4 E: 0 K: 0 S: 14 H: 4 LOB: 1 BB: 1 P: 25	R: 0 E: 0 K: 0 S: 8 H: 0 LOB: 1 BB: 2 P: 17	R: 0 E: 0 K: 1 S: 12 H: 1 LOB: 3 BB: 1 P: 21	R: 0 E: 0 K: 1 S: 8 H: 1 LOB: 1 BB: 0 P: 11	R: 1 E: 0 K: 3 S: 14 H: 1 LOB: 0 BB: 0 P: 20	R: 0 E: 0 K: 1 S: 8 H: 1 LOB: 2 BB: 1 P: 19	R: 3 E: 0 K: 2 S: 20 H: 3 LOB: 2 BB: 2 P: 32	R: 0 E: 0 K: 0 S: 9 H: 0 LOB: 0 BB: 0 P: 14		1B: 7 2B: 2 3B: 0 HR: 2	SF: 0 SAC: 0 DP: 2 HBP: 2			WP: 0 PB: 0 SB: 0 CS: 0	PA: 42		

	AB	33
	R	8
	H	11
	RBI	8
	BB	7
	SO	8
	LOB	18

PITCHER		IP	WLS	BF	H	R	ER	SO	BB	IBB	HBP	BLK	WP	HR	S	P	ERA	WHIP
38 Carlos Zambrano, R ERA: 7.77	(1, 1)	6.0		31	8	5	5	6	4	1	1	0	0	2	64	113	7.50	2.000
47 Scott Eyre, L ERA: 14.4	(7, 1)	0.2	L	7	3	3	3	1	2	0	0	0	0	0	17	28	40.50	7.500
48 Neal Cotts, L ERA:	(7, 1)	1.1		4	0	0	0	1	0	0	1	0	0	0	12	18	0.00	0.000

PITCHER	IP	WLS	BF	H	R	ER	SO	BB	IBB	HBP	BLK	WP	HR	S	P	ERA	WHIP

Batter	1	2	3	4	5	6	7	8	9	AB	R	H	RBI	BB	SO	LOB
2 Ryan Theriot, R (1, 4) OBP: 0.366, SLG: 0.333	C B B F F X 2-2 25 CS S 1B		B C F B B S 3-3 ② K		C B X 1-1 ③ G4-3			C B X 1-1 2B 1B	B C B C S 2-3 ③ K	5	1	2	0	0	2	2
Mark DeRosa, R (1, 9) OBP: 0.292, SLG: 0.578	B F B B S X 3-2 ① F7 1-2		B F F B X 2-2 ③ P5			S B X 1-1 ① F8		B 1 SAFE X 1-0 1-H 2B		4	0	1	1	0	0	1
25 Derrek Lee, R (1, 3) OBP: 0.485, SLG: 0.500	B B C B F B 4-2 ② 2-3 BB			X 0-0 ① G5-3		C X 0-1 ② F8		I I I I 4-0 IBB		2	0	0	0	2	0	0
16 Aramis Ramirez, R (1, 5) OBP: 0.396, SLG: 0.578	C 1 SAFE B 1 F D S 2-3 ③ K			C B X 1-1 ② G5-3		B C F B X 2-2 HR		C C B F S 1-3 ② K		4	1	1	1	0	2	3
Michael Barrett, R (1, 2) OBP: 0.316, SLG: 0.388		C B B X 2-1 19 FC6-4 1B		X 0-0 HR		B C B B F S 3-3 ③ K		S C X 0-2 ③ F7		4	1	2	1	0	1	2
19 Matt Murton, R (1, 7) OBP: 0.333, SLG: 0.267		S C X 0-2 ① FC6-4 1-2f		X 0-0 1B			B B X 2-0 ① L7		X 0-0 17 G4-3 5 SH5-4 1B	4	0	2	0	0	0	1
5 Ronny Cedeno, R (1, 6) OBP: 0.091, SLG: 0.200		1 SAFE C S F X 0-2 ② F9		B C X 1-1 ③ F8			B X 1-0 ② G5-3		B 1 SAFE X 1-0 ① SH5-4 1-2	3	0	0	0	0	0	2
17 Felix Pie, L (1, 8) OBP: 0.200, SLG: 0.357		1 SAFE 1 SAFE C C 1 SAFE B F F 1 SAFE 2-2 ③ B F F X G3			C F B X 1-2 ① G4-3		F B S C 1-3 ③ K		F B F X 1-2 ② 2-3 G4-3	4	0	0	0	0	1	2
53 Rich Hill, L (1, 1) 32 Daryle Ward, L (9, PH) OBP: 0.545, SLG: 0.429 46 Ryan Dempster, R (9, 1)			F C X 0-2 ① G3		B X 1-0 ② F7			C S S 0-3 ① K	I I I I 4-0 IBB	3 0 0	0 0 0	0 0 0	0 0 0	0 1 0	1 0 0	0 0 0
Inning Stats	R: 0 E: 0 K: 1 S: 12 H: 1 LOB: 1 BB: 1 P: 23	R: 0 E: 0 K: 0 S: 16 H: 1 LOB: 1 BB: 0 P: 20	R: 0 E: 0 K: 1 S: 9 H: 0 LOB: 0 BB: 0 P: 14	R: 1 E: 0 K: 0 S: 7 H: 2 LOB: 1 BB: 0 P: 9	R: 0 E: 0 K: 0 S: 6 H: 0 LOB: 0 BB: 0 P: 9	R: 1 E: 0 K: 1 S: 10 H: 1 LOB: 0 BB: 0 P: 16	R: 0 E: 0 K: 1 S: 5 H: 0 LOB: 0 BB: 0 P: 9	R: 1 E: 0 K: 2 S: 13 H: 2 LOB: 2 BB: 1 P: 20	R: 0 E: 0 K: 1 S: 8 H: 1 LOB: 2 BB: 1 P: 16	1B: 5 2B: 1 3B: 0 HR: 2	SF: 0 SAC: 1 DP: 0 HBP: 0						

PITCHER		IP	WLS	BF	H	R	ER	SO	BB	IBB	HBP	BLK	WP	HR	S	P	ERA	WHIP
19 Mark Redman, L ERA: 8.62	(1, 1)	7.1	L	30	7	3	3	5	1	1	0	0	0	2	71	112	3.68	1.091
Tyler Yates, R ERA: 5.4	(8, 1)	0.2		2	0	0	0	1	0	0	0	0	0	0	7	8	0.00	0.000
Oscar Villarreal, R ERA: 2.16	(9, 1)	1.0		5	1	0	0	1	0	1	0	0	0	0	8	16	0.00	1.000

PITCHER	IP	WLS	BF	H	R	ER	SO	BB	IBB	HBP	BLK	WP	HR	S	P	ERA	WHIP

Chicago Cubs @ Atlanta Braves

Turner Field, Atlanta, GA

Thu Apr 19 2007, 7:35 PM EDT

Att. 31,603 - Partly Cloudy - 70 F

TOP

livebaseballscorecards.com

AB	33
R	3
H	8
RBI	3
BB	3
SO	7
LOB	13

WP: 0 PA: 37
PB: 0
SB: 1
CS: 1

Chicago Cubs @ Atlanta Braves

Turner Field, Atlanta, GA

Thu Apr 19 2007, 7:35 PM EDT
Att. 31,603 - Partly Cloudy - 70 F

livebaseballscorecards.com

Batter	1	2	3	4	5	6	7	8	9	AB	R	H	RBI	BB	SO	LOB
2 Kelly Johnson, L (1, 4) OBP: 0.397, SLG: 0.462	C B F X 1-2 11 SH1-3 1B		C S B X 1-2 ① G4-3			X 0-0 2B		B C B F B B 4-2 BB		3	0	2	0	1	0	0
11 Edgar Renteria, R (1, 6) OBP: 0.385, SLG: 0.439	X 0-0 ① SH1-3 1-2		F B C F X 1-2 ② F7			B X 1-0 ① F7		B C C B F S 2-3 ② K		3	0	0	0	0	1	2
10 Chipper Jones, S (1, 5) OBP: 0.412, SLG: 0.536	C B B X 2-1 ② G5-3		B F X 1-1 ③ F8			X 0-0 ② G6-3		B X 1-0 ③ G5-3		4	0	0	0	0	0	3
Andruw Jones, R (1, 8) OBP: 0.323, SLG: 0.396	C C X 0-2 ③ G6-3			C C B B C 2-3 ① K		D C B C B B 4-2 7 FC6-4 BB			B X 1-0 ① G6-3	3	0	0	0	1	1	1
7 Jeff Francoeur, R (1, 9) OBP: 0.333, SLG: 0.473		B S S B B X 2-2 8 1B 1B		B F F B X 1-2 ② G6-3		S F F B X 1-2 ③ FC6-4 1-2f			X 0-0 ② G6-3	4	0	1	0	0	0	2
23 Matt Diaz, R (1, 7) OBP: 0.314, SLG: 0.424		B 1 SAFE X 1-0 ① F9		F B C C 1-3 ③ K			B X 1-0 ① F7		B C S F S 1-3 ③ K2-3	4	0	0	0	0	2	1
Craig Wilson, R (1, 3) OBP: 0.323, SLG: 0.160		C B F C 1-3 ② K		B F B C S 2-3 ① K			S S B B F B B 4-2 8 G6-4-3 BB			2	0	0	0	1	2	1
8 Brayan Peña, S (1, 2) OBP: 0.222, SLG: 0.556		X 0-0 1-3 1B		F B F B F B X 3-2 ② G4-3			X 0-0 ②③ G6-4-3 1-2f			3	0	1	0	0	0	1
19 Mark Redman, L (1, 1) Tyler Yates, R (8, 1) Chris Woodward, R (8, PH) OBP: 0.316, SLG: 0.250 Oscar Villarreal, L (9, 1)		C C B S 1-3 ③ K		B S S S B S 2-3 ③ K				B X 1-0 ① L6		2 0 1 0	0 0 0 0	0 0 0 0	0 0 0 0	0 0 0 0	2 0 0 0	2 0 0 0
Inning Stats	R: 0 H: 1 E: 0 LOB: 1 K: 0 BB: 0 S: 9 P: 12	R: 0 H: 2 E: 0 LOB: 2 K: 2 BB: 0 S: 11 P: 16	R: 0 H: 0 E: 0 LOB: 0 K: 0 BB: 0 S: 9 P: 12	R: 0 H: 0 E: 0 LOB: 0 K: 2 BB: 0 S: 9 P: 13	R: 0 H: 0 E: 0 LOB: 0 K: 2 BB: 0 S: 10 P: 17	R: 0 H: 1 E: 0 LOB: 2 K: 0 BB: 1 S: 9 P: 15	R: 0 H: 0 E: 0 LOB: 0 K: 0 BB: 1 S: 5 P: 10	R: 0 H: 0 E: 0 LOB: 1 K: 1 BB: 1 S: 8 P: 16	R: 0 H: 0 E: 0 LOB: 0 K: 1 BB: 0 S: 7 P: 9	1B: 3 SF: 0 2B: 1 SAC: 1 3B: 0 DP: 1 HR: 0 HBP: 0						

BOTTOM	
AB	29
R	0
H	4
RBI	0
BB	3
SO	8
LOB	13

WP: 0 PA: 33
PB: 0
SB: 0
CS: 0

PITCHER		IP	WLS	BF	H	R	ER	SO	BB	IBB	HBP	BLK	WP	HR	S	P	ERA	WHIP
53 Rich Hill, L ERA: 0.41	(1, 1)	8.0	W	30	4	0	0	7	3	0	0	0	0	0	70	111	0.00	0.875
46 Ryan Dempster, R ERA:	(9, 1)	1.0	S	3	0	0	0	1	0	0	0	0	0	0	7	9	0.00	0.000

PITCHER		IP	WLS	BF	H	R	ER	SO	BB	IBB	HBP	BLK	WP	HR	S	P	ERA	WHIP

Atlanta Braves @ New York Mets

Shea Stadium, Flushing, NY

Fri Apr 20 2007, 7:10 PM EDT

Att. 47,547 - Clear - 52 F

TOP

livebaseballscorecards.com

Batter	1	2	3	4	5	6	7	8	9	AB	R	H	RBI	BB	SO	LOB
2 Kelly Johnson, L (1, 4) OBP: 0.412, SLG: 0.464	3-2 10 HR 11 G5-3 1B		3-2 ① G3	4-0 BB			3-3 ① K	2-2 1B		4	1	2	0	1	1	0
11 Edgar Renteria, R (1, 6) OBP: 0.371, SLG: 0.435	1 SAFE 3-1 ① G5-3 1-2		0-1 ② G6-3	0-0 ③ F7			0-1 10 E 7 BB 2B	1-2 ① P3		5	1	1	0	0	0	4
10 Chipper Jones, S (1, 5) OBP: 0.411, SLG: 0.567	0-0 2-H HR		4-1 HBP 16 2B BB		2-2 ① F8		0-2 E6 7 BB BB BB 2-3	1-0 ② F9		4	3	1	2	1	0	2
Andruw Jones, R (1, 8) OBP: 0.343, SLG: 0.411	2-1 ② F7		4-1 16 2B 7 WP HBP 1-2		0-0 2B		4-1 BB 7 BB WP BB 1-2	2-3 ③ K		3	2	1	0	1	1	1
16 Brian McCann, L (1, 2) OBP: 0.400, SLG: 0.537	2-2 1B		3-2 7 WP 2B 1-3 2-H		1-1 ② G5-3		0-3 ② K		1-0 ① G3-1	5	0	2	1	0	1	4
7 Jeff Francoeur, R (1, 9) OBP: 0.338, SLG: 0.475	2-3 ③ K		3-3 ③ K 2-3 3-H		0-0 ③ P4		4-1 WP BB 1-2 2-3 3-H BB		2-1 PB 2B	4	0	1	1	1	2	3
Scott Thorman, L (1, 3) OBP: 0.257, SLG: 0.438		0-3 ① K		1-2 ① P6		1-3 ① K			1-1 ② G1-3	3	0	0	0	0	2	0
Craig Wilson, R (7, PH) OBP: 0.333, SLG: 0.154 (7, 3)							4-1 WP 1-2 2-3 3-H BB			1	0	0	1	1	0	1
Ryan Langerhans, L (1, 7) OBP: 0.194, SLG: 0.065		0-0 ② P5		1-1 ② G4-3		0-1 ② G6-3	4-1 1-2 2-3 3-H BB		3-3 ③ K 2-3	4	0	0	0	1	1	1
15 Tim Hudson, R (1, 1) OBP: 0.273, SLG: 0.300		0-1 ③ G5-3		3-1 2B		2-2 ③ G1-3	1-1 ③ P2			4	0	1	0	0	0	3
39 Rafael Soriano, R (9, 1)										0	0	0	0	0	0	0

AB	37
R	7
H	9
RBI	5
BB	6
SO	8
LOB	19

Inning Stats	1	2	3	4	5	6	7	8	9
	R: 2 E: 0 K: 1 S: 14	R: 0 E: 0 K: 1 S: 6	R: 2 E: 0 K: 1 S: 16	R: 0 E: 0 K: 0 S: 8	R: 0 E: 0 K: 0 S: 7	R: 0 E: 0 K: 1 S: 8	R: 3 E: 1 K: 2 S: 17	R: 0 E: 0 K: 1 S: 12	R: 0 E: 0 K: 1 S: 8
	H: 3 LOB: 1 BB: 0 P: 26	H: 0 LOB: 0 BB: 0 P: 6	H: 1 LOB: 1 BB: 1 P: 33	H: 1 LOB: 2 BB: 1 P: 17	H: 1 LOB: 1 BB: 0 P: 10	H: 0 LOB: 0 BB: 0 P: 11	H: 1 LOB: 3 BB: 4 P: 37	H: 1 LOB: 1 BB: 0 P: 18	H: 1 LOB: 1 BB: 0 P: 15

1B: 3 SF: 0 WP: 2 PA: 44
2B: 5 SAC: 0 PB: 1
3B: 0 DP: 0 SB: 0
HR: 1 HBP: 1 CS: 0

PITCHER		IP	WLS	BF	H	R	ER	SO	BB	IBB	HBP	BLK	WP	HR	S	P	ERA	WHIP
34 Mike Pelfrey, R ERA: 5.06	(1, 1)	5.0	L	24	6	4	4	3	2	0	1	0	1	1	51	92	7.20	1.600
25 Pedro Feliciano, L ERA:	(6, 1)	1.2		9	1	3	0	3	2	0	0	0	0	0	21	35	0.00	1.800
40 Ambiorix Burgos, R ERA: 3.52	(7, 1)	0.1		3	0	0	0	0	2	0	0	0	1	0	4	13	0.00	6.000
Scott Schoeneweis, L ERA:	(8, 1)	1.0		4	1	0	0	1	0	0	0	0	0	0	12	18	0.00	1.000
35 Joe Smith, R ERA:	(9, 1)	1.0		4	1	0	0	1	0	0	0	0	0	0	8	15	0.00	1.000

PITCHER	IP	WLS	BF	H	R	ER	SO	BB	IBB	HBP	BLK	WP	HR	S	P	ERA	WHIP

Atlanta Braves @ New York Mets

Shea Stadium, Flushing, NY

Fri Apr 20 2007, 7:10 PM EDT

Att. 47,547 - Clear - 52 F

BOTTOM

Batter	1	2	3	4	5	6	7	8	9	AB	R	H	RBI	BB	SO	LOB
7 José Reyes, S (1, 6) OBP: 0.446, SLG: 0.571	B C B F F S 2-3 ① K			C B X 1-1 ① G3-1	C F F X 0-2 ③ FC4-6 1-2f			X 0-0 16 G1-6-3 1-2 1B		4	0	1	0	0	1	3
16 Paul Lo Duca, R (1, 2) OBP: 0.309, SLG: 0.292	C B B S X 2-2 ② F8			B C X 1-1 ② G5-3		X 0-0 ① G5-3		C F X 0-2 ②③ G1-6-3 1-2f		4	0	0	0	0	0	2
15 Carlos Beltrán, S (1, 8) OBP: 0.423, SLG: 0.667	F S F X 0-2 ③ F9			B B C B B 4-1 BB		X 0-0 ② F7			F B B F F B X 3-2 18 FC6-4 3B	3	1	1	0	1	0	0
21 Carlos Delgado, L (1, 3) OBP: 0.261, SLG: 0.254		B X 1-0 ① F8		C 1 SAFE B X 1-1 ③ P5		C B B F F X 2-2 ③ G3-1			S B F F X 1-2 ① F9	4	0	0	0	0	0	2
5 David Wright, R (1, 5) OBP: 0.394, SLG: 0.397		B C B F S 2-3 ② K			B C F B X 2-2 ① G6-3		B C S S X 2-2 ① G6-3		B S B B B 4-1 18 FC6-4 BB	3	0	0	0	1	1	0
18 Moises Alou, R (1, 7) OBP: 0.441, SLG: 0.528		F B B B F F B C 3-3 ③ K			F B C X 1-2 22 FC3-6 20 1B 1B		C B B B X 3-1 20 G6-4-3 1B		B X 1-0 ② FC6-4 20 HR 1-2f 3-H	4	1	2	1	0	1	1
20 Shawn Green, L (1, 9) OBP: 0.406, SLG: 0.544			C X 0-1 ① G4-3		X 0-0 22 FC3-6 1-2 1B		B D C X 2-1 ②③ G6-4-3 1-2f		B C X 1-1 2-H HR	4	1	2	2	0	0	1
22 Jose Valentin, S (1, 4) OBP: 0.351, SLG: 0.431			B F B S X 2-2 ② G3		X 0-0 ② FC3-6 17 BB 1-2f 2-3			B X 1-0 ① F7	C B F X 1-2 ③ F9	4	0	0	0	0	0	2
34 Mike Pelfrey, R (1, 1) 17 David Newhan, L (5, PH) OBP: 0.375, SLG: 0.286 25 Pedro Feliciano, L (6, 1) 40 Ambiorix Burgos, R (7, 1) Scott Schoeneweis, L (8, 1) 10 Endy Chavez, L (8, PH) OBP: 0.364, SLG: 0.636 35 Joe Smith, R (9, 1)			B X 1-0 ③ G1-3		B S B B B 4-1 7 FC4-6 1-2 BB			C B C F F B X 2-2 7 1B 1B		1 0 0 0 0 0 1 0	0 0 0 0 0 0 0 0	0 0 0 0 0 0 1 0	0 0 0 0 0 0 0 0	0 1 0 0 0 0 0 0	0 0 0 0 0 0 0 0	0 0 0 0 0 0 0 0
Inning Stats	R: 0 E: 0 K: 1 S: 11 H: 0 LOB: 0 BB: 0 P: 15	R: 0 E: 0 K: 2 S: 8 H: 0 LOB: 0 BB: 0 P: 14	R: 0 E: 0 K: 0 S: 6 H: 0 LOB: 0 BB: 0 P: 9	R: 0 E: 0 K: 0 S: 7 H: 0 LOB: 1 BB: 1 P: 14	R: 0 E: 0 K: 0 S: 13 H: 2 LOB: 3 BB: 1 P: 20	R: 0 E: 0 K: 0 S: 6 H: 0 LOB: 0 BB: 0 P: 8	R: 0 E: 0 K: 0 S: 7 H: 1 LOB: 0 BB: 0 P: 14	R: 0 E: 0 K: 0 S: 10 H: 2 LOB: 1 BB: 0 P: 13	R: 3 E: 1 K: 0 S: 15 H: 2 LOB: 0 BB: 1 P: 26	1B: 5 2B: 0 3B: 1 HR: 1	SF: 0 SAC: 0 DP: 2 HBP: 0						

	AB	32
	R	3
	H	7
	RBI	3
	BB	3
	SO	3
	LOB	11

WP: 0 PB: 0 SB: 0 CS: 0 PA: 35

livebaseballscorecards.com

PITCHER		IP	WLS	BF	H	R	ER	SO	BB	IBB	HBP	BLK	WP	HR	S	P	ERA	WHIP
15 Tim Hudson, R ERA: 0.62	(1, 1)	8.0	W	29	5	0	0	3	2	0	0	0	0	0	68	107	0.00	0.875
39 Rafael Soriano, R ERA: 7.36	(9, 1)	1.0		6	2	3	3	0	1	0	0	0	0	1	15	26	27.00	3.000

PITCHER	IP	WLS	BF	H	R	ER	SO	BB	IBB	HBP	BLK	WP	HR	S	P	ERA	WHIP

Atlanta Braves @ New York Mets

Shea Stadium, Flushing, NY

Sat Apr 21 2007, 1:10 PM EDT

Att. 55,143 - Cloudy - 72 F

TOP

livebaseballscorecards.com

Batter	1	2	3	4	5	6	7	8	9	AB	R	H	RBI	BB	SO	LOB
2 Kelly Johnson, L (1, 4) OBP: 0.397, SLG: 0.433	B C C B S 2-3 ① K		C C B B S 2-3 ③ K			F C B C 1-3 ① K	B C F S 1-3 ② K		B C B B B 4-1 11 G6-4-3 BB	4	0	0	0	1	4	1
11 Edgar Renteria, R (1, 6) OBP: 0.373, SLG: 0.448	F C B B S 2-3 ② K			C X 0-1 ① P3		X 0-0 10 1B 2B 1B	X 0-0 1-3 2B		F B S X 1-2 ②③ G6-4-3 1-2f	5	1	2	0	0	1	1
10 Chipper Jones, S (1, 5) OBP: 0.429, SLG: 0.587	C C X 0-2 2B			X 0-0 ② G6-3		B B C X 2-1 2B 1-2 1B	C F F B B D B 4-2 BB			3	0	2	0	1	0	0
Andruw Jones, R (1, 8) OBP: 0.351, SLG: 0.433	C F X 0-2 ③ P4			C X 0-1 1B		B F C X 1-2 1-3 2-H 2B	C S B S 1-3 ③ K			4	0	2	1	0	1	4
7 Jeff Francoeur, R (1, 9) OBP: 0.319, SLG: 0.444		C F S 0-3 ① K2-3		F F 1 SAFE B B F S 2-3 ③ K		X 0-0 ② P2		X 0-0 ① P4		4	0	0	0	0	2	3
16 Brian McCann, L (1, 2) OBP: 0.406, SLG: 0.569		F X 0-1 ② P5			B S F B F F X 2-2 2B	B S F B F F X 2-2 ③ G4-3		C F B B F F X 2-2 23 G3-1 2B		4	0	2	0	0	0	2
23 Matt Diaz, R (1, 7) OBP: 0.282, SLG: 0.378		S X 0-1 ③ P6			B S F X 1-2 ① F9		C B X 1-1 ① F9	F B F F X 1-2 ② G3-1 2-3		4	0	0	0	0	0	2
Craig Wilson, R (1, 3) OBP: 0.324, SLG: 0.200			X 0-0 ① F9		C T B B S 2-3 ② K		B X 1-0 1B 2B	B B F C F S 2-3 ③ K		4	1	1	0	0	2	2
36 Chuck James, L (1, 1) Tyler Yates, R (6, 1) Chris Woodward, R (7, PH) OBP: 0.350, SLG: 0.294 58 Peter Moylan, R (7, 1) 8 Brayan Peña, S (9, PH) OBP: 0.200, SLG: 0.500			C C S 0-3 ② K		B C F F B X 2-2 ③ F7		B B X 2-0 11 2B 2-H 1B		F F B X 1-2 ① G5-3	2 0 1 0 1	0 0 0 0 0	0 0 1 0 0	0 0 1 0 0	0 0 0 0 0	1 0 0 0 0	1 0 0 0 0
Inning Stats	R: 0 H: 1 E: 0 LOB: 1 K: 2 BB: 0 S: 12 P: 16	R: 0 H: 0 E: 0 LOB: 0 K: 1 BB: 0 S: 7 P: 7	R: 0 H: 0 E: 0 LOB: 0 K: 2 BB: 0 S: 7 P: 9	R: 0 H: 1 E: 0 LOB: 1 K: 1 BB: 0 S: 9 P: 11	R: 0 H: 1 E: 0 LOB: 1 K: 1 BB: 0 S: 15 P: 22	R: 1 H: 3 E: 0 LOB: 2 K: 1 BB: 0 S: 14 P: 20	R: 1 H: 3 E: 0 LOB: 3 K: 2 BB: 1 S: 14 P: 24	R: 0 H: 1 E: 0 LOB: 1 K: 1 BB: 0 S: 15 P: 20	R: 0 H: 0 E: 0 LOB: 0 K: 0 BB: 1 S: 7 P: 13	1B: 4 SF: 0 2B: 6 SAC: 0 3B: 0 DP: 1 HR: 0 HBP: 0						

	AB	36
	R	2
	H	10
	RBI	2
	BB	2
	SO	11
	LOB	16

		WP: 0	PA: 38
		PB: 0	
		SB: 0	
		CS: 0	

PITCHER		IP	WLS	BF	H	R	ER	SO	BB	IBB	HBP	BLK	WP	HR	S	P	ERA	WHIP
46 Oliver Pérez, L ERA: 3.31	(1, 1)	6.2	W	29	9	2	2	9	0	0	0	0	0	0	72	98	2.70	1.350
Scott Schoeneweis, L ERA:	(7, 1)	0.0		1	0	0	0	0	1	0	0	0	0	0	3	7	∞	∞
35 Joe Smith, R ERA:	(7, 1)	0.1	H	1	0	0	0	1	0	0	0	0	0	0	3	4	0.00	0.000
Aaron Heilman, R ERA: 3.86	(8, 1)	1.0		4	1	0	0	1	0	0	0	0	0	0	15	20	0.00	1.000
13 Billy Wagner, L ERA:	(9, 1)	1.0		3	0	0	0	0	1	0	0	0	0	0	7	13	0.00	1.000

PITCHER	IP	WLS	BF	H	R	ER	SO	BB	IBB	HBP	BLK	WP	HR	S	P	ERA	WHIP

Atlanta Braves @ New York Mets

Shea Stadium, Flushing, NY

Sat Apr 21 2007, 1:10 PM EDT

Att. 55,143 - Cloudy - 72 F

BOTTOM

livebaseballscorecards.com

Batter	1	2	3	4	5	6	7	8	9	AB	R	H	RBI	BB	SO	LOB
7 José Reyes, S (1, 6) OBP: 0.456, SLG: 0.632	E1 (5 F9 15 1B) 1B	FC1-6 (5 S) 1-2f		2B		HR	F7			5	2	3	1	0	0	2
5 David Wright, R (1, 5) OBP: 0.380, SLG: 0.371	F9 2-3	1 SAFE K 1-2		K		15 3B BB		G6-3		4	1	0	0	1	2	3
15 Carlos Beltrán, S (1, 8) OBP: 0.447, SLG: 0.723 10 Endy Chavez, L (9, 8) OBP: 0.364, SLG: 0.636	21 2B 3-H 1B		21 F9 18 SF8 2B		11 HR 1B	1 SAFE 1-H 3B		G3		5 0	2 0	4 0	2 0	0 0	0 0	0 0
21 Carlos Delgado, L (1, 3) OBP: 0.270, SLG: 0.269	1 SAFE 1-3 2B		F9 2-3		L7 SAFE	IBB		G3		4	0	1	0	1	0	2
18 Moises Alou, R (1, 7) OBP: 0.429, SLG: 0.509	IBB		SF8 3-H		P3	F9				2	0	0	1	1	0	3
11 Ramon Castro, R (1, 2) OBP: 0.450, SLG: 0.882	P4		BB		1 SAFE 1-H HR	L8				3	1	1	2	1	0	5
20 Shawn Green, L (1, 9) OBP: 0.382, SLG: 0.508	F9	G3			P5		K			4	0	0	0	0	1	4
3 Damion Easley, R (1, 4) OBP: 0.250, SLG: 0.400		P6		P5		HR	F8			4	1	1	1	0	0	0
46 Oliver Pérez, L (1, 1) OBP: 0.286, SLG: 0.286 Scott Schoeneweis, L (7, 1) 35 Joe Smith, R (7, 1) 17 David Newhan, L (7, PH) OBP: 0.444, SLG: 0.286 Aaron Heilman, R (8, 1) 13 Billy Wagner, L (9, 1)		7 FC1-6 1B		P2		K	BB			3 0 0 0 0 0 0	0 0 0 0 0 0 0	1 0 0 0 0 0 0	0 0 0 0 0 0 0	0 0 0 1 0 0 0	1 0 0 0 0 0 0	0 0 0 0 0 0 0
Inning Stats	R: 1 E: 1 K: 0 S: 14 H: 3 LOB: 3 BB: 1 P: 25	R: 0 E: 0 K: 1 S: 8 H: 1 LOB: 1 BB: 0 P: 14	R: 1 E: 0 K: 0 S: 10 H: 1 LOB: 1 BB: 1 P: 17	R: 0 E: 0 K: 1 S: 9 H: 1 LOB: 1 BB: 0 P: 12	R: 2 E: 0 K: 0 S: 11 H: 2 LOB: 0 BB: 0 P: 18	R: 3 E: 0 K: 1 S: 15 H: 3 LOB: 2 BB: 2 P: 34	R: 0 E: 0 K: 1 S: 10 H: 0 LOB: 1 BB: 1 P: 19	R: 0 E: 0 K: 0 S: 4 H: 0 LOB: 0 BB: 0 P: 6		1B: 4 2B: 3 3B: 1 HR: 3	SF: 1 SAC: 0 DP: 0 HBP: 0					

	AB	34
	R	7
	H	11
	RBI	7
	BB	5
	SO	4
	LOB	19

WP: 0 PB: 0 SB: 1 CS: 0 PA: 40

PITCHER		IP	WLS	BF	H	R	ER	SO	BB	IBB	HBP	BLK	WP	HR	S	P	ERA	WHIP
36 Chuck James, L ERA: 4.22	(1, 1)	5.1	L	28	10	6	6	3	1	1	0	0	0	3	57	96	10.12	2.062
Tyler Yates, R ERA: 6.14	(6, 1)	0.2		5	1	1	1	0	1	1	0	0	0	0	10	24	13.50	3.000
58 Peter Moylan, R ERA: 9.0	(7, 1)	2.0		7	0	0	0	1	1	0	0	0	0	0	14	25	0.00	0.500

PITCHER	IP	WLS	BF	H	R	ER	SO	BB	IBB	HBP	BLK	WP	HR	S	P	ERA	WHIP

Batter	1	2	3	4	5	6	7	8	9	AB	R	H	RBI	BB	SO	LOB
2 Kelly Johnson, L (1, 4) OBP: 0.423, SLG: 0.547	X 0-0 HR		B B F X 2-1 11 1B 1B		C X 0-1 ③ F7		B B B C C F F B 4-2 11 HR BB	B B X 2-0 1-H 2-H HR		4	3	3	4	1	0	0
11 Edgar Renteria, R (1, 6) OBP: 0.375, SLG: 0.486	X 0-0 ① G3		B B 1 SAFE C 1 F F B X 3-2 1-3 1B			B B C M S 2-3 ① K	B X 1-0 1-H 2-H HR	F F F B F X 1-2 ③ G5-3		5	1	2	3	0	1	0
10 Chipper Jones, S (1, 5) OBP: 0.415, SLG: 0.574	C B X 1-1 ② G5-3		F B B F C 2-3 ③ K			B X 1-0 ② F8	S B B B X 3-1 2B		B B F B X 3-1 E5 16 SH1-3 HBP	5	0	1	0	0	1	2
Andruw Jones, R (1, 8) OBP: 0.380, SLG: 0.460	C B C X 1-2 ③ G6-3			F B X 1-1 2B		B B B C C F X 3-2 16 2B 7 1B 1B	I I I 4-0 IBB		F H 1-1 16 SH1-3 1-2 HBP	3	1	2	0	1	0	0
16 Brian McCann, L (1, 2) OBP: 0.397, SLG: 0.565		C B B F F B F F S 3-3 ① K	C B B B X 3-1 ① F8			X 0-0 7 1B 1-3 2B	B S B B C F B F F F 3-2 X F8 ③		L C X 0-2 ① SH1-3 1-2 2-3	4	1	1	0	0	1	3
7 Jeff Francoeur, R (1, 9) OBP: 0.325, SLG: 0.433		B B S S S B F X 3-2 ② F9	B B X 2-0 ② F8			B F B X 2-1 23 CS 2-H 3-H 1B		C B B X 2-1 I I I E4 23 FC3-6	4-0 IBB	4	0	1	2	1	0	1
23 Matt Diaz, R (1, 7) OBP: 0.256, SLG: 0.341 39 Rafael Soriano, R (8, 1) Chris Woodward, R (9, PH) OBP: 0.333, SLG: 0.278 28 Bob Wickman, R (9, 1)		B X 1-0 ③ G6-3	C B C B B T 3-2 ③ K			1 SAFE 0-0 ③ CS 1-2	C B X 1-1 ① G5-3	1 SAFE X 0-0 ① FC3-6 2 HR HBP 1-2f	C S C C 0-3 ② K	4 0 1 0	1 0 0 0	0 0 0 0	0 0 0 0	0 0 1 0	1 0 3 0	2 0 3 0
Craig Wilson, R (1, 3) OBP: 0.310, SLG: 0.176			X 0-0 ① G3		X 0-0 ① F8		B X 1-0 ② P4	1 SAFE F H 1-1 2 HR HBP 1-2	X 0-0 ③ F8	4	1	0	0	0	0	3
29 John Smoltz, R (1, 1) Steve Colyer, L (6, 1) Scott Thorman, L (7, PH) OBP: 0.278, SLG: 0.485 Tyler Yates, R (7, 1) Ryan Langerhans, L (8, PH) OBP: 0.189, SLG: 0.063 (8, 7)			C B F B F S 2-3 ② K		F F F B F X 1-2 ② G4-3		C X 0-1 11 HR 2B	C F S 0-3 ② K		2 0 1 0 1	0 0 1 0 0	0 0 1 0 0	0 0 0 0 0	1 0 0 0 0	0 0 0 0 1	0 0 0 0 2
Inning Stats	R: 1 H: 1 E: 0 LOB: 0 K: 0 BB: 0 S: 7 P: 9	R: 0 H: 0 E: 0 LOB: 0 K: 1 BB: 0 S: 11 P: 18	R: 0 H: 2 E: 0 LOB: 2 K: 2 BB: 0 S: 14 P: 23	R: 0 H: 1 E: 0 LOB: 1 K: 1 BB: 0 S: 8 P: 17	R: 0 H: 0 E: 0 LOB: 0 K: 0 BB: 0 S: 8 P: 9	R: 2 H: 3 E: 0 LOB: 0 K: 1 BB: 0 S: 11 P: 19	R: 3 H: 3 E: 0 LOB: 2 K: 0 BB: 2 S: 19 P: 36	R: 3 H: 1 E: 1 LOB: 0 K: 1 BB: 0 S: 13 P: 19	R: 0 H: 0 E: 1 LOB: 3 K: 1 BB: 1 S: 10 P: 18	1B: 4 SF: 0 2B: 4 SAC: 1 3B: 0 DP: 0 HR: 3 HBP: 2						

PITCHER		IP	WLS	BF	H	R	ER	SO	BB	IBB	HBP	BLK	WP	HR	S	P	ERA	WHIP
Tom Glavine, L ERA: 3.07	(1, 1)	6.0		24	7	3	3	5	0	0	0	0	0	1	59	95	4.50	1.167
40 Ambiorix Burgos, R ERA: 4.32	(7, 1)	0.2	H	3	1	1	1	0	0	0	0	0	0	0	5	7	13.50	1.500
Scott Schoeneweis, L ERA: 2.7	(7, 1)	0.1	B	5	2	2	2	0	1	1	0	0	0	1	14	29	54.00	9.000
Aaron Heilman, R ERA: 3.18	(8, 1)	1.0	L	6	1	3	0	1	0	0	1	0	0	1	13	19	0.00	1.000
25 Pedro Feliciano, L ERA:	(9, 1)	0.1		4	0	0	0	0	0	1	1	0	0	0	6	14	0.00	0.000

PITCHER		IP	WLS	BF	H	R	ER	SO	BB	IBB	HBP	BLK	WP	HR	S	P	ERA	WHIP
Aaron Sele, R ERA: 2.57	(9, 1)	0.2		2	0	0	0	1	0	0	0	0	0	0	4	4	0.00	0.000

TOP

Atlanta Braves @ New York Mets

Shea Stadium, Flushing, NY

Sun Apr 22 2007, 1:10 PM EDT

Att. 55,671 - Sunny - 70 F

livebaseballscorecards.com

AB	38
R	9
H	11
RBI	9
BB	3
SO	7
LOB	16

1B: 4	SF: 0
2B: 4	SAC: 1
3B: 0	DP: 0
HR: 3	HBP: 2

WP: 0	PA: 45
PB: 0	
SB: 0	
CS: 1	

BOTTOM

Atlanta Braves @ New York Mets

Shea Stadium, Flushing, NY

Sun Apr 22 2007, 1:10 PM EDT

Att. 55,671 - Sunny - 70 F

livebaseballscorecards.com

Batter	1	2	3	4	5	6	7	8	9	AB	R	H	RBI	BB	SO	LOB
7 José Reyes, S (1, 6) OBP: 0.452, SLG: 0.644	F7		FC4-6 16 S; 1-2f 2-3		1B	3B		P5		5	1	2	3	0	0	4
16 Paul Lo Duca, R (1, 2) OBP: 0.317, SLG: 0.321	G3-1		G6-3; 1-2		2B	1B		F8		5	0	2	1	0	0	4
15 Carlos Beltrán, S (1, 8) OBP: 0.420, SLG: 0.671	G4-3			G4-3	K	P6			K	5	0	0	0	0	2	3
21 Carlos Delgado, L (1, 3) OBP: 0.278, SLG: 0.268		L3		L3-1		20 BB 18 1B 22 1B; 1B	G6-3		5 FC6-4; BB	4	1	1	0	1	0	0
5 David Wright, R (1, 5) OBP: 0.368, SLG: 0.348		G1-3		BB	K	K	K		FC6-4 18 1B; 1-2f	4	0	0	0	1	2	2
18 Moises Alou, R (1, 7) OBP: 0.426, SLG: 0.500		P4		K	22 1B 20 BB 7 3B; 1-2; 1B		F9			5	1	2	0	0	1	1
20 Shawn Green, L (1, 9) OBP: 0.411, SLG: 0.569			FC1-5 22 E; 1B		HR	22 1B 7 3B; 1-2 2-3; BB		17 BB; 1B	G6-3	4	2	3	1	1	0	2
22 Jose Valentin, S (1, 4) OBP: 0.344, SLG: 0.418			E5 7 FC4-6 FC1-5; 1-2		F7	7 3B; 1-2 2-3 3-H; 1B		F8		4	1	1	1	0	0	2
Tom Glavine, L (1, 1) OBP: 0.250, SLG: 0.250										2	0	0	0	0	0	2
Julio Franco, R (6, PH) OBP: 0.600, SLG: 0.500										1	0	0	0	0	0	3
40 Ambiorix Burgos, R (7, 1)										0	0	0	0	0	0	0
Scott Schoeneweis, L (7, 1)										0	0	0	0	0	0	0
Aaron Heilman, R (8, 1)										0	0	0	0	0	0	0
17 David Newhan, L (8, PH) OBP: 0.500, SLG: 0.286										0	0	0	0	1	0	0
25 Pedro Feliciano, L (9, 1)										0	0	0	0	0	0	0
Aaron Sele, R (9, 1)										0	0	0	0	0	0	0
Inning Stats	R: 0 E: 0 K: 0 S: 6 H: 0 LOB: 0 BB: 0 P: 6	R: 0 E: 0 K: 0 S: 10 H: 0 LOB: 0 BB: 0 P: 11	R: 0 E: 1 K: 0 S: 15 H: 1 LOB: 2 BB: 0 P: 22	R: 0 E: 0 K: 1 S: 11 H: 0 LOB: 1 BB: 1 P: 18	R: 1 E: 0 K: 1 S: 12 H: 3 LOB: 2 BB: 0 P: 15	R: 5 E: 0 K: 1 S: 22 H: 5 LOB: 1 BB: 1 P: 32	R: 0 E: 0 K: 1 S: 6 H: 0 LOB: 0 BB: 0 P: 8	R: 0 E: 0 K: 0 S: 14 H: 1 LOB: 2 BB: 1 P: 21	R: 0 E: 0 K: 1 S: 13 H: 1 LOB: 2 BB: 1 P: 23	1B: 8 2B: 1 3B: 1 HR: 1	SF: 0 SAC: 0 DP: 0 HBP: 0						

AB	39
R	6
H	11
RBI	6
BB	4
SO	5
LOB	23

WP: 0 PB: 0 SB: 1 CS: 0 PA: 43

PITCHER		IP	WLS	BF	H	R	ER	SO	BB	IBB	HBP	BLK	WP	HR	S	P	ERA	WHIP
29 John Smoltz, R ERA: 4.26	(1, 1)	5.2		29	9	6	6	3	2	0	0	0	0	1	72	98	9.53	1.941
Steve Colyer, L ERA:	(6, 1)	0.1		1	0	0	0	0	0	0	0	0	0	0	4	6	0.00	0.000
Tyler Yates, R ERA: 5.4	(7, 1)	1.0	W	3	0	0	0	1	0	0	0	0	0	0	6	8	0.00	0.000
39 Rafael Soriano, R ERA: 6.48	(8, 1)	1.0	H	5	1	0	0	0	1	0	0	0	0	0	14	21	0.00	2.000
28 Bob Wickman, R ERA:	(9, 1)	1.0	S	5	1	0	0	1	1	0	0	0	0	0	13	23	0.00	2.000

PITCHER	IP	WLS	BF	H	R	ER	SO	BB	IBB	HBP	BLK	WP	HR	S	P	ERA	WHIP

Batter	1	2	3	4	5	6	7	8	9	AB	R	H	RBI	BB	SO	LOB
Chris Woodward, R (1, 4) OBP: 0.308, SLG: 0.261	P3	F8		P4			10 BB 11 BB SF8 1B		F8	5	1	1	0	0	0	1
11 Edgar Renteria, R (1, 6) OBP: 0.376, SLG: 0.474	10 1B 1B 1B		G6-3		G5-3		SF8 7 1B 10 BB 1-2 BB		F8	4	2	1	0	1	0	0
10 Chipper Jones, S (1, 5) OBP: 0.437, SLG: 0.653	7 G4-3 1B 1-3 1B		7 1B 3B		F9		7 1B 1-2 2-3 BB		HR	4	2	3	1	1	0	0
Andruw Jones, R (1, 8) OBP: 0.393, SLG: 0.485	7 G4-3 1-2 3-H 1B		WP 7 1B BB		P4		SF8 2-3 3-H		7 WP 7 2B 2B	3	1	2	2	1	0	0
7 Jeff Francoeur, R (1, 9) OBP: 0.354, SLG: 0.514	G4-3 1-2 2-3		WP 1-2 3-H 1B			HR	1-2 3-H 1B		2-H 2B	5	1	4	4	0	0	2
23 Matt Diaz, R (1, 7) OBP: 0.234, SLG: 0.311 16 Brian McCann, L (9, PH) OBP: 0.391, SLG: 0.556	F9	F8	F8			K	P3		K	4 1	0 0	0 0	0 0	0 0	1 1	6 1
Craig Wilson, R (1, 3) OBP: 0.289, SLG: 0.162 Scott Thorman, L (8, PH) OBP: 0.270, SLG: 0.471 (8, 3)	G5-3	K 1-2 2-3				P6		G3		3 1	0 0	0 0	0 0	0 0	1 0	2 0
8 Brayan Peña, S (1, 2) OBP: 0.214, SLG: 0.429	26 SH1-4 1B			G6-3		F9		F9		4	0	1	0	0	0	0
26 Kyle Davies, R (1, 1) Oscar Villarreal, L (5, 1) 4 Pete Orr, L (7, PH) OBP: 0.167, SLG: 0.167 58 Peter Moylan, R (7, 1) 2 Kelly Johnson, L (8, PH) OBP: 0.419, SLG: 0.538 51 Michael Gonzalez, R (8, 1)	SH1-4 1-2			K			G6-3	P5		1 0 1 0 1 0	0 0 0 0 0 0	0 0 0 0 0 0	0 0 0 0 0 0	0 0 0 0 0 0	1 0 0 0 0 0	0 0 0 0 0 0
Inning Stats	R: 1 E: 0 K: 0 S: 10 H: 3 LOB: 2 BB: 0 P: 18	R: 0 E: 0 K: 0 S: 7 H: 1 LOB: 1 BB: 0 P: 11	R: 1 E: 0 K: 1 S: 11 H: 2 LOB: 2 BB: 1 P: 18	R: 0 E: 0 K: 1 S: 5 H: 0 LOB: 0 BB: 0 P: 8	R: 0 E: 0 K: 0 S: 7 H: 0 LOB: 0 BB: 0 P: 9	R: 1 E: 0 K: 1 S: 8 H: 1 LOB: 0 BB: 0 P: 13	R: 2 E: 0 K: 0 S: 9 H: 2 LOB: 2 BB: 2 P: 19	R: 0 E: 0 K: 0 S: 7 H: 0 LOB: 0 BB: 0 P: 13	R: 2 E: 0 K: 1 S: 14 H: 3 LOB: 1 BB: 0 P: 27	1B: 7 2B: 2 3B: 1 HR: 2	SF: 1 SAC: 1 DP: 0 HBP: 0						

PITCHER		IP	WLS	BF	H	R	ER	SO	BB	IBB	HBP	BLK	WP	HR	S	P	ERA	WHIP
Dontrelle Willis, L ERA: 5.28	(1, 1)	6.2	W	31	8	5	5	3	3	0	0	0	1	1	55	93	6.75	1.650
Randy Messenger, R ERA:	(7, 1)	0.1	H	2	1	0	0	0	0	0	0	0	0	0	2	3	0.00	3.000
57 Taylor Tankersley, L ERA: 1.93	(8, 1)	1.0	H	3	0	0	0	0	0	0	0	0	0	0	7	13	0.00	0.000
77 Henry Owens, R ERA: 3.09	(9, 1)	0.2	H	5	3	2	2	0	0	0	0	0	1	1	11	21	27.00	4.500
37 Renyel Pinto, L ERA: 1.64	(9, 1)	0.1	S	1	0	0	0	1	0	0	0	0	0	0	3	6	0.00	0.000

PITCHER	IP	WLS	BF	H	R	ER	SO	BB	IBB	HBP	BLK	WP	HR	S	P	ERA	WHIP

TOP

Atlanta Braves @ Florida Marlins

Dolphin Stadium, Miami, FL

Mon Apr 23 2007, 7:05 PM EDT

Att. 13,227 - Partly Cloudy - 76 F

livebaseballscorecards.com

AB	37
R	7
H	12
RBI	7
BB	3
SO	4
LOB	12

1B: 7 SF: 1 WP: 2 PA: 42
2B: 2 SAC: 1 PB: 0
3B: 1 DP: 0 SB: 0
HR: 2 HBP: 0 CS: 0

BOTTOM

Atlanta Braves @ Florida Marlins

Dolphin Stadium, Miami, FL

Mon Apr 23 2007, 7:05 PM EDT

Att. 13,227 - Partly Cloudy - 76 F

livebaseballscorecards.com

Batter	1	2	3	4	5	6	7	8	9	AB	R	H	RBI	BB	SO	LOB
2 Hanley Ramirez, R (1, 6) OBP: 0.480, SLG: 0.645	BCFH 2-2 6 2B HBP	DFBCFDD 4-2 1-2 BB		FFBBBX 3-2 6 S 1B	FDX 1-1 6 HR 1B 3-H		SX 0-1 ① G6-3			3	2	2	1	1	0	0
6 Dan Uggla, R (1, 4) OBP: 0.344, SLG: 0.513	1 SAFE SX 0-1 G4-3 FC3-2 1-H 2B	X 0-0 ② F6		1 SAFE BSBBTX 3-2 ② P3 1-2	1 SAFE CBBBX 3-1 1-H HR		BCSX 1-2 ② G4-3			5	1	2	3	0	0	3
Miguel Cabrera, R (1, 5) OBP: 0.408, SLG: 0.627	SX 0-1 ① G4-3 2-3	BBCFBS 3-3 ③ K		IIII 4-0 IBB	SX 0-1 ② P2		BBX 2-0 ③ P4			4	0	0	0	1	1	3
14 Josh Willingham, R (1, 7) OBP: 0.375, SLG: 0.449	DBBB 4-0 FC3-2 8 1B BB	BBBCB 4-1 S BB	CBBCDS 3-3 ③ K		BFBCBB 4-2 BB			CBBBFB 4-2 G4-6-3 BB		1	1	0	0	4	1	2
Joe Borchard, S (1, 9) OBP: 0.320, SLG: 0.354	BC1SAFEX 1-2 ② FC3-2 8 1B 1-2 3-H	BSX 1-1 ① F8			BBBB 4-0 8 1B HR BB BX 1-0 ③ G3-1			FCBX 1-2 ①② G4-6-3 1-2f		4	1	0	0	1	0	5
8 Aaron Boone, R (1, 3) 37 Renyel Pinto, L (9, 1)	X 0-0 1-2 2-H 1B	SSFX 0-2 ② P6			1 SAFE CB1SAFEX 1-1 1-3 HR 1B	CST 0-2 ① K		FBBFFX 2-2 ③ F7		5 0	1 0	2 0	1 0	0 0	1 0	1 0
Miguel Olivo, R (1, 2) OBP: 0.271, SLG: 0.348	BX 1-0 ③ F9		BDBI 4-0 1-2 IBB		X 0-0 1-H 3-H HR	BCSS 1-3 ② K				3	1	1	3	1	1	2
4 Alfredo Amezaga, S (1, 8) OBP: 0.255, SLG: 0.313		MBBBX 2-1 ① G3 X 0-0 ③ L3			FCBBBFFFX 3-2 ① G3-1	BBBCSX 3-2 1B				4	0	1	0	0	0	2
Dontrelle Willis, L (1, 1) OBP: 0.333, SLG: 0.500 Randy Messenger, R (7, 1) 57 Taylor Tankersley, L (8, 1) 77 Henry Owens, R (9, 1) Jason Wood, R (9, 3) OBP: 0.294, SLG: 0.533		BX 1-0 2 BB 1B		BCCX 1-2 ① G4-3	BX 1-0 2 1B 3B	BCBFC 2-3 ③ K				4 0 0 0 0	1 0 0 0 0	2 0 0 0 0	0 0 0 0 0	0 0 0 0 0	1 0 0 0 0	1 0 0 0 0
Inning Stats	R: 2 E: 0 K: 0 S: 11 H: 2 LOB: 2 BB: 1 P: 19	R: 0 E: 0 K: 1 S: 10 H: 1 LOB: 2 BB: 1 P: 20	R: 0 E: 0 K: 0 S: 8 H: 0 LOB: 2 BB: 2 P: 17	R: 0 E: 0 K: 1 S: 12 H: 1 LOB: 2 BB: 1 P: 26	R: 6 E: 0 K: 0 S: 19 H: 5 LOB: 1 BB: 2 P: 37	R: 0 E: 0 K: 3 S: 12 H: 1 LOB: 1 BB: 0 P: 18	R: 0 E: 0 K: 0 S: 6 H: 0 LOB: 0 BB: 0 P: 9	R: 0 E: 0 K: 0 S: 10 H: 0 LOB: 0 BB: 1 P: 17		1B: 6 2B: 1 3B: 1 HR: 2 SF: 0 SAC: 0 DP: 1 HBP: 1						

	AB	33
	R	8
	H	10
	RBI	8
	BB	8
	SO	5
	LOB	19

WP: 0 PB: 0 SB: 2 CS: 0 PA: 42

PITCHER		IP	WLS	BF	H	R	ER	SO	BB	IBB	HBP	BLK	WP	HR	S	P	ERA	WHIP
26 Kyle Davies, R ERA: 6.19	(1, 1)	4.0	L	25	6	5	5	2	4	2	1	0	0	1	44	90	11.25	2.500
Oscar Villarreal, R ERA: 4.35	(5, 1)	2.0		11	4	3	3	3	1	0	0	0	0	1	28	47	13.50	2.500
58 Peter Moylan, R ERA: 6.75	(7, 1)	1.0		3	0	0	0	0	0	0	0	0	0	0	6	9	0.00	0.000
51 Michael Gonzalez, L ERA: 2.45	(8, 1)	1.0		3	0	0	0	0	1	0	0	0	0	0	10	17	0.00	1.000

PITCHER	IP	WLS	BF	H	R	ER	SO	BB	IBB	HBP	BLK	WP	HR	S	P	ERA	WHIP

Batter	1	2	3	4	5	6	7	8	9	AB	R	H	RBI	BB	SO	LOB
2 Kelly Johnson, L (1, 4) OBP: 0.435, SLG: 0.529	B C B B B 4-1 10 G4-3 11 BLK 1B BB	B B B B 4-0 16 BB 11 BB 7 1B 1-2 BB	C X 0-1 ③ L7			B F B B B 4-1 BB 11 1B 16 SF7 BB		C B S B S 2-3 ① K	X 0-0 11 1B 1-2 3-H 1B	3	3	1	1	3	1	0
11 Edgar Renteria, R (1, 6) OBP: 0.385, SLG: 0.469	C B F S 1-3 ① K 1-2	C B F B B B 4-2 7 1B 16 BB 1-2 2-3 BB		C B F B X 2-2 ① P4		1 SAFE B 1 SAFE S S F 1 SAFE F X 1-2 BB 1-2 1B		F X 0-1 ② P4	B B F B X 3-1 1-2 2-H 1B	5	0	2	1	1	1	1
10 Chipper Jones, S (1, 5) OBP: 0.419, SLG: 0.628	B B X 2-0 ② G4-3 2-3	D X 1-0 ① F7		C B B C F B X 3-2 2B		F B F S 1-3 ① K		B B C X 2-1 ③ F9	F S C 0-3 ③ K	6	0	1	0	0	2	8
Andruw Jones, R (1, 8) OBP: 0.393, SLG: 0.471	B B C S B X 3-2 16 1B 7 2B 3-H 1B	S X 0-1 ② F8		C F F S 0-3 ② K		D B B C D 4-1 1-2 2-3 BB			B S C C 1-3 ① K	4	1	1	1	1	2	4
16 Brian McCann, L (1, 2) OBP: 0.405, SLG: 0.554	1 SAFE B B B S S B X 3-2 7 2B 1B 1-2 1B	B B C B B 4-1 7 1B 1-2 2-3 3-H BB		I I I I 4-0 IBB		B B C X 2-1 ② SF7 3-H			B B F F B F X 3-2 ② F8	2	1	1	2	2	0	0
7 Jeff Francoeur, R (1, 9) OBP: 0.368, SLG: 0.532	B S S S D X 2-2 1-3 2-H 2B	X 0-0 1-2 2-3 3-H 1B		B C F X 1-2 ③ F8		B S S F B D C 3-3 ③ K			B X 1-0 1B 4 1B 1B	5	2	3	2	0	1	4
Scott Thorman, L (1, 3) OBP: 0.310, SLG: 0.487	C C B X 1-2 S 2-H 3-H 1B	X 0-0 ③ G3			B F X 1-1 G4-6-3 1B		C S X 0-2 ① F8		B 1 SAFE B X 2-0 4 1B 1-3 1B	5	1	3	2	0	0	3
Ryan Langerhans, L (1, 7) OBP: 0.190, SLG: 0.056	C F B S 1-3 ③ K 1-2		B B X 2-0 ① G3		X 0-0 ① ② G4-6-3 1-2f		C X 0-1 ② G3		I I I I I 4-0 4 1B 2 1B IBB	4	1	0	0	1	1	2
19 Mark Redman, L (1, 1) 58 Peter Moylan, R (4, 1) 23 Matt Diaz, R (7, PH) OBP: 0.229, SLG: 0.304 Tyler Yates, R (7, 1) 39 Rafael Soriano, R (8, 1) 4 Pete Orr, L (9, PH) OBP: 0.286, SLG: 0.286 28 Bob Wickman, R (9, 1)		B B C S S F F B B 4-2 11 BB 2 BB 16 BB BB	S S X 0-2 ② G4-3		B C B F S 2-3 ③ K		S B F X 1-2 ③ G6-3		B F C C B X 3-2 2 1B 11 1B 1-3 2-H 3-H 1B	1 1 0 0 1 0 0 1 0 0 0 0 1 0 1 0 0 0 0 0 0 0 0 0 0 0 0 0 0 0 0 0 0 0 0 1 1 1 2 0 0 0 0 0 0 0 0 0 0						

Inning Stats									
	R: 4 E: 0 K: 2 S: 20	H: 4 LOB: 1 BB: 1 P: 37	R: 2 E: 0 K: 0 S: 12	H: 1 LOB: 3 BB: 4 P: 29	R: 0 E: 0 K: 0 S: 6	H: 0 LOB: 0 BB: 0 P: 8	R: 0 E: 0 K: 1 S: 14	H: 1 LOB: 2 BB: 1 P: 24	R: 0 E: 0 K: 1 S: 6	H: 1 LOB: 0 BB: 0 P: 9
	R: 1 E: 0 K: 2 S: 16	H: 1 LOB: 2 BB: 2 P: 31	R: 0 E: 0 K: 0 S: 8	H: 0 LOB: 0 BB: 0 P: 9	R: 0 E: 0 K: 1 S: 7	H: 0 LOB: 0 BB: 0 P: 11	R: 4 E: 0 K: 2 S: 18	H: 5 LOB: 2 BB: 1 P: 35	1B: 11 2B: 2 3B: 0 HR: 0	SF: 1 SAC: 0 DP: 1 HBP: 0	WP: 0 PB: 0 SB: 1 CS: 0	PA: 48

PITCHER		IP	WLS	BF	H	R	ER	SO	BB	IBB	HBP	BLK	WP	HR	S	P	ERA	WHIP
56 Rick Van Den Hurk, R ERA: 12.75	(1, 1)	1.0		11	4	6	6	2	4	0	0	1	0	0	26	55	54.00	8.000
48 Lee Gardner, R ERA: 2.57	(2, 1)	4.0		16	3	0	0	2	1	1	0	0	0	0	32	52	0.00	1.000
22 Matt Lindstrom, R ERA: 2.89	(6, 1)	1.0	L	6	1	1	1	2	2	0	0	0	0	0	16	31	9.00	3.000
37 Renyel Pinto, L ERA: 1.38	(7, 1)	2.0		6	0	0	0	1	0	0	0	0	0	0	15	20	0.00	0.000
Randy Messenger, R ERA: 3.0	(9, 1)	1.0		9	5	4	4	2	0	1	0	0	0	0	18	35	36.00	5.000

PITCHER	IP	WLS	BF	H	R	ER	SO	BB	IBB	HBP	BLK	WP	HR	S	P	ERA	WHIP

TOP

Atlanta Braves @ Florida Marlins

Dolphin Stadium, Miami, FL

Tue Apr 24 2007, 7:05 PM EDT

Att. 11,507 - Partly Cloudy - 79 F

livebaseballscorecards.com

AB	38
R	11
H	13
RBI	11
BB	9
SO	9
LOB	22

BOTTOM

Atlanta Braves @ Florida Marlins

Dolphin Stadium, Miami, FL

Tue Apr 24 2007, 7:05 PM EDT
Att. 11,507 - Partly Cloudy - 79 F

livebaseballscorecards.com

Batter	1	2	3	4	5	6	7	8	9	AB	R	H	RBI	BB	SO	LOB
2 Hanley Ramirez, R (1, 6) OBP: 0.488, SLG: 0.657	1-2 6 F9 1B 2B	1-1 1B		1-3 K		2-2 P4-6 2-2f			1-1 1B	5	1	3	0	0	1	1
6 Dan Uggla, R (1, 4) OBP: 0.326, SLG: 0.482	0-0 F9 2-3	2-1 P5		2-2 G6-3			0-0 F9		1-1 P4	5	0	0	0	0	0	3
Miguel Cabrera, R (1, 5) OBP: 0.413, SLG: 0.619	3-1 8 1B 12 HR 3-H 1B		1-2 F9	0-1 1B			2-3 K			4	1	2	1	0	1	0
14 Josh Willingham, R (1, 7) OBP: 0.369, SLG: 0.438	1-1 P6		1-0 8 HBP 12 2B 1B	2-2 G4-3			1-1 G6-3			4	1	1	0	0	0	2
8 Aaron Boone, R (1, 3) OBP: 0.372, SLG: 0.500	1-0 12 HR 1-3 1B		1-1 12 2B 1-2 HBP		3-3 K			2-3 K		3	2	1	0	0	2	0
12 Cody Ross, R (1, 8) OBP: 0.381, SLG: 0.692	0-1 1-H 3-H HR		2-1 1-H 2-H 2B		0-1 G5-3			0-2 F8		4	1	2	5	0	0	0
Miguel Olivo, R (1, 2) OBP: 0.257, SLG: 0.329	2-2 F9		1-0 G5-3		1-0 G5-3			0-3 K		4	0	0	0	0	1	1
Joe Borchard, S (1, 9) OBP: 0.329, SLG: 0.343		2-2 G5-3	4-0 IBB			4-0 2 P4-6 1 S BB			2-3 K	2	0	0	0	2	1	0
56 Rick Van Den Hurk, R (1, 1) OBP: 0.333, SLG: 0.333		2-3 K	2-3 K			1 SAFE 1 SAFE 2-3 K 1-2			2-2 F7	0	0	0	0	0	0	0
48 Lee Gardner, R (2, 1)										2	0	0	0	0	2	2
22 Matt Lindstrom, R (6, 1)										0	0	0	0	0	0	0
1 Eric Reed, L (6, PH)										1	0	0	0	0	1	1
37 Renyel Pinto, L (7, 1)										0	0	0	0	0	0	0
Randy Messenger, R (9, 1)										0	0	0	0	0	0	0
4 Alfredo Amezaga, S (9, PH) OBP: 0.250, SLG: 0.306										1	0	0	0	0	0	0
Inning Stats	R: 4 E: 0 K: 0 S: 14 H: 4 LOB: 0 BB: 0 P: 22	R: 0 E: 0 K: 1 S: 10 H: 1 LOB: 1 BB: 0 P: 17	R: 2 E: 0 K: 1 S: 11 H: 2 LOB: 2 BB: 1 P: 23	R: 0 E: 0 K: 1 S: 13 H: 1 LOB: 1 BB: 0 P: 18	R: 0 E: 0 K: 1 S: 8 H: 0 LOB: 0 BB: 0 P: 12	R: 0 E: 0 K: 1 S: 6 H: 0 LOB: 0 BB: 1 P: 14	R: 0 E: 0 K: 1 S: 6 H: 0 LOB: 0 BB: 0 P: 9	R: 0 E: 0 K: 2 S: 11 H: 0 LOB: 0 BB: 0 P: 13	R: 0 E: 0 K: 1 S: 11 H: 1 LOB: 1 BB: 0 P: 17	1B: 6 2B: 3 3B: 0 HR: 1	SF: 0 SAC: 0 DP: 1 HBP: 1						

	AB	35
	R	6
	H	9
	RBI	6
	BB	2
	SO	9
	LOB	10

WP: 0 PB: 0 SB: 1 CS: 0 PA: 38

PITCHER		IP	WLS	BF	H	R	ER	SO	BB	IBB	HBP	BLK	WP	HR	S	P	ERA	WHIP
19 Mark Redman, L ERA: 10.13	(1, 1)	3.0		18	7	6	6	2	0	1	1	0	0	1	35	62	18.00	2.333
58 Peter Moylan, R ERA: 3.86	(4, 1)	3.0	W	10	1	0	0	3	1	0	0	0	0	0	27	44	0.00	0.667
Tyler Yates, R ERA: 4.82	(7, 1)	1.0	H	3	0	0	0	1	0	0	0	0	0	0	6	9	0.00	0.000
39 Rafael Soriano, R ERA: 5.79	(8, 1)	1.0	H	3	0	0	0	2	0	0	0	0	0	0	11	13	0.00	0.000
28 Bob Wickman, R ERA:	(9, 1)	1.0		4	1	0	0	1	0	0	0	0	0	0	11	17	0.00	1.000

PITCHER	IP	WLS	BF	H	R	ER	SO	BB	IBB	HBP	BLK	WP	HR	S	P	ERA	WHIP

Atlanta Braves @ Florida Marlins

Dolphin Stadium, Miami, FL

Wed Apr 25 2007, 7:05 PM EDT

Att. 13,310 - Partly Cloudy - 78 F

livebaseballscorecards.com

Batter	1	2	3	4	5	6	7	8	9	AB	R	H	RBI	BB	SO	LOB
2 Kelly Johnson, L (1, 4) OBP: 0.438, SLG: 0.569	HR		K		K		10 WP 1B			4	1	2	1	0	2	1
11 Edgar Renteria, R (1, 6) OBP: 0.389, SLG: 0.482	F7		2B		10 1B 1B		F9			4	0	2	0	0	0	1
10 Chipper Jones, S (1, 5) OBP: 0.423, SLG: 0.659	HR		F8		1B		G5-3			4	1	2	1	0	0	2
Andruw Jones, R (1, 8) OBP: 0.376, SLG: 0.446	K		K		K			G5-3		4	0	0	0	0	3	4
7 Jeff Francoeur, R (1, 9) OBP: 0.352, SLG: 0.506	F7			F7		P4		K		4	0	0	0	0	1	0
16 Brian McCann, L (1, 2) OBP: 0.385, SLG: 0.522		G4-3		G3		K		G4-3		4	0	0	0	0	1	0
23 Matt Diaz, R (1, 7) OBP: 0.255, SLG: 0.388 Ryan Langerhans, L (8, 7) OBP: 0.186, SLG: 0.054	HR			P4		1B			10 1B	3 1	1 0	2 0	1 0	0 1	0 0	0 0
Craig Wilson, R (1, 3) OBP: 0.265, SLG: 0.146		K			G5-3	K			K	4	0	0	0	0	3	1
15 Tim Hudson, R (1, 1) OBP: 0.267, SLG: 0.231 28 Bob Wickman, R (9, 1)		F9			10 11 1B 1B BB				P4	3 0	0 0	0 0	0 0	1 0	1 0	0 0
Inning Stats	R: 2 E: 0 K: 1 S: 9 H: 2 LOB: 0 BB: 0 P: 17	R: 1 E: 0 K: 1 S: 6 H: 1 LOB: 0 BB: 0 P: 10	R: 0 E: 0 K: 2 S: 12 H: 1 LOB: 1 BB: 0 P: 15	R: 0 E: 0 K: 0 S: 5 H: 0 LOB: 0 BB: 0 P: 9	R: 0 E: 0 K: 2 S: 11 H: 2 LOB: 3 BB: 1 P: 19	R: 0 E: 0 K: 2 S: 16 H: 1 LOB: 1 BB: 0 P: 22	R: 0 E: 0 K: 1 S: 7 H: 1 LOB: 1 BB: 0 P: 11	R: 0 E: 0 K: 1 S: 8 H: 0 LOB: 0 BB: 0 P: 14	R: 0 E: 0 K: 2 S: 8 H: 0 LOB: 0 BB: 0 P: 11	1B: 4 2B: 1 3B: 0 HR: 3	SF: 0 SAC: 0 DP: 0 HBP: 0						

	AB	35
	R	3
	H	8
	RBI	3
	BB	1
	SO	12
	LOB	9

	WP: 1	PA: 36
	PB: 0	
	SB: 0	
	CS: 0	

PITCHER		IP	WLS	BF	H	R	ER	SO	BB	IBB	HBP	BLK	WP	HR	S	P	ERA	WHIP
Scott Olsen, L ERA: 6.23	(1, 1)	8.0		33	8	3	3	10	1	0	0	0	1	3	74	117	3.38	1.125
77 Henry Owens, R ERA: 2.84	(9, 1)	1.0	W	3	0	0	0	2	0	0	0	0	0	0	8	11	0.00	0.000

PITCHER		IP	WLS	BF	H	R	ER	SO	BB	IBB	HBP	BLK	WP	HR	S	P	ERA	WHIP

Atlanta Braves @ Florida Marlins

Dolphin Stadium, Miami, FL

Wed Apr 25 2007, 7:05 PM EDT

Att. 13,310 - Partly Cloudy - 78 F

BOTTOM

Batter	1	2	3	4	5	6	7	8	9	AB	R	H	RBI	BB	SO	LOB
4 Alfredo Amezaga, S (1, 8) OBP: 0.263, SLG: 0.315	L F S 0-3 K ①		B S B F F B X 3-2 2-3 1B		T X 0-1 G3 ③			B B C X 2-1 G4-3 ②	C X 0-1 6 PB 1-2 2-3 3-H 1B	5	0	2	1	0	1	2
6 Dan Uggla, R (1, 4) OBP: 0.323, SLG: 0.471	B X 1-0 F8 ②		C B D C S 2-3 K ③			B S B S S 2-3 K ①		B F S B F X 2-2 1B	B F B 2-1 PB 1-2 2-3 3-H	5	0	1	0	0	2	4
2 Hanley Ramirez, R (1, 6) OBP: 0.464, SLG: 0.620	X 0-0 G6-3 ③			C C S 0-3 K ①		B S X 1-1 G6-3 ②		C C S 0-3 K ③		4	0	0	0	0	2	1
Miguel Cabrera, R (1, 5) OBP: 0.405, SLG: 0.597		C B X 1-1 G5-3 ①		X 0-0 G6-3 ②		C C B B S 2-3 K ③			B X 1-0 8 1B 12 1B 2B 1B	4	1	1	0	0	1	0
12 Cody Ross, R (1, 9) OBP: 0.370, SLG: 0.651		B C S F X 1-2 G5-3 ②		B X 1-0 L6 ③			B C B S X 2-2 F8 ①		S X 0-1 8 1B 1-2 2B 1B	4	1	1	0	0	0	0
8 Aaron Boone, R (1, 3) OBP: 0.383, SLG: 0.524		S S B S 1-3 K ③			B B X 2-0 F8 ①		C F X 0-2 2B		C X 0-1 2B 4 1B 1-2 2-3 1B	4	1	2	0	0	1	0
Miguel Olivo, R (1, 2) OBP: 0.256, SLG: 0.338			C S B S 1-3 K ①		B C F F X 1-2 G5-3 ②		B S C S 1-3 K ②		X 0-0 4 1B 6 PB 1-3 2-H 3-H 2B	4	1	1	2	0	2	1
Joe Borchard, S (1, 7) OBP: 0.349, SLG: 0.371			X 0-0 4 1B 2B		X 0-0 1B 1B		C S F S 0-3 K ③		I I I I 4-0 6 PB 4 1B IBB	3	0	2	0	1	1	1
Scott Olsen, L (1, 1) OBP: 0.556, SLG: 0.667			C O S D F B S 3-3 K ②		X 0-0 1-2 1B			F S B S 1-3 K ①	B B B C C T T S 3-3 K ①	2	0	1	0	0	1	1
1 Eric Reed, L (8, PH)										1	0	0	0	0	1	0
77 Henry Owens, R (9, 1)										0	0	0	0	0	0	0
14 Josh Willingham, R (9, PH) OBP: 0.365, SLG: 0.432										1	0	0	0	0	1	3
Inning Stats	R: 0 E: 0 K: 1 S: 5 H: 0 LOB: 0 BB: 0 P: 6	R: 0 E: 0 K: 1 S: 9 H: 0 LOB: 0 BB: 0 P: 12	R: 0 E: 0 K: 3 S: 15 H: 2 LOB: 2 BB: 0 P: 24	R: 0 E: 0 K: 1 S: 5 H: 0 LOB: 0 BB: 0 P: 6	R: 0 E: 0 K: 0 S: 9 H: 2 LOB: 2 BB: 0 P: 12	R: 0 E: 0 K: 0 S: 8 H: 0 LOB: 0 BB: 0 P: 13	R: 0 E: 0 K: 2 S: 13 H: 1 LOB: 1 BB: 0 P: 16	R: 0 E: 0 K: 2 S: 12 H: 1 LOB: 1 BB: 0 P: 17	R: 4 E: 0 K: 1 S: 15 H: 5 LOB: 2 BB: 1 P: 25	1B: 8 2B: 3 3B: 0 HR: 0	SF: 0 SAC: 0 DP: 0 HBP: 0						

livebaseballscorecards.com

AB	37
R	4
H	11
RBI	3
BB	1
SO	13
LOB	13

WP: 0 PB: 1 SB: 0 CS: 0 PA: 38

PITCHER		IP	WLS	BF	H	R	ER	SO	BB	IBB	HBP	BLK	WP	HR	S	P	ERA	WHIP
15 Tim Hudson, R ERA: 1.22	(1, 1)	8.0		33	9	3	3	12	0	0	0	0	0	0	81	112	3.38	1.125
28 Bob Wickman, R ERA:	(9, 1)	0.1	L	5	2	1	0	1	0	1	0	0	0	0	10	19	0.00	6.000

PITCHER	IP	WLS	BF	H	R	ER	SO	BB	IBB	HBP	BLK	WP	HR	S	P	ERA	WHIP

Atlanta Braves @ Colorado Rockies

Coors Field, Denver, CO

Fri Apr 27 2007, 7:05 PM MDT

Att. 25,079 - Clear - 62 F

TOP

livebaseballscorecards.com

Batter	1	2	3	4	5	6	7	8	9	AB	R	H	RBI	BB	SO	LOB
2 Kelly Johnson, L (1, 4) OBP: 0.457, SLG: 0.573	2-2 10 G5-3 11 1B 1B	2-3 K		2-1 11 1B 2-H 1B		4-2 10 2B HR BB	4-2 11 1B 10 2B 1-2 BB			3	3	2	1	2	1	2
11 Edgar Renteria, R (1, 6) OBP: 0.410, SLG: 0.500	1-1 10 G5-3 1-2 1B		3-2 7 1B 1B	0-1 2-H 1B		1-0 ② L6	0-1 10 2B 1-3 2-H 1B			5	1	4	2	0	0	1
10 Chipper Jones, S (1, 5) OBP: 0.422, SLG: 0.667	0-0 ① ② G5-3 1-2 2-3f		1-3 ① K	1-1 ③ G6-3		1-1 HR 1-3 2B	1-2 ③ 1-H 3-H 2B			5	1	2	2	0	1	4
Andruw Jones, R (1, 8) OBP: 0.378, SLG: 0.474	4-0 IBB		0-1 ② F9	0-1 ② G5-3		0-0 ① 2-H 3-H HR		2-3 ① K		4	1	1	3	1	1	1
7 Jeff Francoeur, R (1, 9) OBP: 0.365, SLG: 0.506	2-2 ③ F9		1 SAFE 1 SAFE 0-2 1-2 1B	4-1 BB		1-1 1B		1-3 ② K		4	0	2	0	1	1	2
16 Brian McCann, L (1, 2) OBP: 0.373, SLG: 0.500		0-1 23 1B 1B 36 G1-2-3 1B	2-2 ③ F7		0-1 ② F8	1-1 ③ G3		1-1 ③ F7		5	0	1	0	0	0	4
23 Matt Diaz, R (1, 7) OBP: 0.273, SLG: 0.396	0-1 36 G1-2-3 1B 1-2 1B		3-2 36 SH2-4 2 1B 1B	0-3 ③ K		0-3 ① K	1-0 ① F9			4	1	2	0	0	2	1
Ryan Langerhans, L (8, 7) OBP: 0.182, SLG: 0.053										1	0	0	0	0	0	0
Craig Wilson, R (1, 3) OBP: 0.296, SLG: 0.261	1-2 36 G1-2-3 1-2 2-3 1B		2-3 ① K	0-1 HR		0-0 2 BB 11 1B 1B	1-3 ② K			5	2	3	1	0	2	1
36 Chuck James, L (1, 1) Tyler Yates, R (6, 1) Scott Thorman, L (7, PH) OBP: 0.000, SLG: 0.429 51 Michael Gonzalez, R (7, 1) 39 Rafael Soriano, R (8, 1) 4 Pete Orr, L (8, PH) OBP: 0.250, SLG: 0.250 28 Bob Wickman, R (8, 1) Steve Colyer, L (8, 1) 58 Peter Moylan, R (8, 1)	1-1 ① ② G1-2-3 1-2 2-3 3-Hf		0-1 ② SH2-4 1-2			0-0 ① G6-3	1-0 ② F8	0-2 ③ G4-3		2 0 0 0 0 0 3 0 0 0 0 0 0 0 1 0 0 0 0 0 1 0 0 0 0 0 0 0 0 0 0 0 0 0 0 1 0 0 0 0 0 0 0 0 0 0 0 0 0 0 0 0 0 0 0 0 0 0 0 0 0 0 0						
Inning Stats	R: 0 E: 0 K: 0 S: 11 H: 2 LOB: 2 BB: 1 P: 20	R: 0 E: 0 K: 1 S: 13 H: 3 LOB: 2 BB: 0 P: 17	R: 0 E: 0 K: 1 S: 17 H: 2 LOB: 2 BB: 0 P: 23	R: 2 E: 0 K: 1 S: 16 H: 3 LOB: 1 BB: 0 P: 24	R: 0 E: 0 K: 1 S: 7 H: 0 LOB: 1 BB: 1 P: 11	R: 4 E: 0 K: 0 S: 13 H: 4 LOB: 1 BB: 1 P: 21	R: 3 E: 0 K: 1 S: 13 H: 3 LOB: 1 BB: 1 P: 19	R: 0 E: 0 K: 2 S: 8 H: 0 LOB: 0 BB: 0 P: 12	R: 0 E: 0 K: 1 S: 7 H: 0 LOB: 0 BB: 0 P: 9	1B: 13 2B: 2 3B: 0 HR: 2	SF: 0 SAC: 1 DP: 2 HBP: 0						

	AB	40
	R	9
	H	17
	RBI	9
	BB	4
	SO	8
	LOB	20

WP: 0 PB: 0 SB: 0 CS: 0 PA: 45

PITCHER		IP	WLS	BF	H	R	ER	SO	BB	IBB	HBP	BLK	WP	HR	S	P	ERA	WHIP
26 Jeff Francis, L ERA: 6.52	(1, 1)	5.1	L	28	11	4	4	4	2	1	0	0	0	1	69	104	6.75	2.438
23 Ryan Speier, R ERA: 15.43	(6, 1)	0.1		4	3	2	2	0	0	0	0	0	0	1	6	9	54.00	9.000
Tom Martin, L ERA:	(6, 1)	0.1		1	0	0	0	0	0	0	0	0	0	0	2	3	0.00	0.000
Bob Keppel, R ERA: 12.27	(7, 1)	0.2		5	2	3	3	1	1	0	0	0	0	0	10	15	40.50	4.500
Jeremy Affeldt, L ERA: 1.13	(7, 1)	0.1		1	1	0	0	0	0	0	0	0	0	0	3	4	0.00	3.000

PITCHER		IP	WLS	BF	H	R	ER	SO	BB	IBB	HBP	BLK	WP	HR	S	P	ERA	WHIP
46 Zach McClellan, R ERA: 4.5	(8, 1)	1.0		3	0	0	0	2	0	0	0	0	0	0	8	12	0.00	0.000
35 Taylor Buchholz, R ERA: 5.84	(9, 1)	1.0		3	0	0	0	1	0	0	0	0	0	0	7	9	0.00	0.000

Batter	1	2	3	4	5	6	7	8	9	AB	R	H	RBI	BB	SO	LOB
3 Willy Taveras, R (1, 8) OBP: 0.348, SLG: 0.302	B F X 1-1 27 G6-4-3 1B		B F B X 2-1 ③ F9			B C B B C X 3-2 27 1B 2 S 17 1B 1B	B T B F B C 3-3 ① K 1-2		B X 1-0 2 DI 27 2B 2-3 1B	5	2	3	0	0	1	1
2 Troy Tulowitzki, R (1, 6) OBP: 0.282, SLG: 0.290	C F B F 1 SAFE B S 2-3 ① K			X 0-0 HR		B D C B B C C 3-3 ① K 1-2	X 0-0 ② F8 2-3		F B B B D C B 4-2 27 2B 1-2 BB	4	2	1	1	1	2	3
27 Garrett Atkins, R (1, 5) OBP: 0.347, SLG: 0.439	C X 0-1 ② ③ G6-4-3 1-2f			B X 1-0 ① G4-3		X 0-0 17 1B 5 1B 2-3 1B	C B C X 1-2 ③ L5		X 0-0 1-H 2-H 3-H 2B	5	1	2	3	0	0	2
17 Todd Helton, L (1, 3) 21 Clint Barmes, R (9, PR) OBP: 0.150, SLG: 0.158		B F B C B C 3-3 ① K		F C B F X 1-2 ② G5-3		X 0-0 5 1B 8 1B 1-3 3-H 1B		C B B B B 4-1 8 G6-4-3 BB	B C B F B B B 4-2 BB	3 0	1 0	1 0	1 0	2 0	1 0	0 0
5 Matt Holliday, R (1, 7) OBP: 0.436, SLG: 0.553		B X 1-0 2B		B B C S F X 2-2 ③ F7		D S X 1-1 8 1B 1-2 3-H 1B		B B S S C 2-3 ① K	X 0-0 ③ F9	5	0	2	1	0	1	3
8 Yorvit Torrealba, R (1, 2) OBP: 0.300, SLG: 0.319	F B B F T 2-2 ② K				S S F X 0-2 ① G4-3	B C X 1-1 FC6 1-2 2-H 1B		F X 0-1 ② ③ G6-4-3 1-2f		4	0	1	1	0	1	2
10 Jeff Baker, R (1, 9) OBP: 0.273, SLG: 0.438	C C X 0-2 ③ G3-1				B B X 2-0 ② G1-3	F D B F F B S 3-3 ② K			C B X 1-1 ① G2-3	4	0	0	0	0	1	3
Jamey Carroll, R (1, 4) OBP: 0.338, SLG: 0.241			C X 0-1 ① G6-3		C B B B B B 4-1 BB	X 0-0 ③ FC6 1-2f			B B C C B F F B 4-2 3 1B 27 2B G6-3 BB	2	1	0	0	2	0	2
26 Jeff Francis, L (1, 1) OBP: 0.000, SLG: 0.000 23 Ryan Speier, R (8, 1) Tom Martin, L (8, 1) Bob Keppel, R (7, 1) Jeremy Affeldt, L (7, 1) Steve Finley, L (7, PH) OBP: 0.412, SLG: 0.412 46 Zach McClellan, R (8, 1) 35 Taylor Buchholz, R (8, 1) John Mabry, L (9, PH) OBP: 0.333, SLG: 0.381			B B B C X 3-1 ② G4-3		C T B B B X 3-2 ③ G4-3		C C X 0-2 2 F8 3 PB 1B		B X 1-0 ② G6-3 1-2	2 0 0 0 0 0 1 0 0 1	0 0 0 0 0 0 0 0 0 0	0 0 0 0 0 0 1 0 0 0	0 0 0 0 0 0 0 1 0 0	0 0 0 0 0 0 0 0 0 0	0 0 0 0 0 0 0 0 0 0	1 0 0 0 0 0 0 0 0 1
Inning Stats	R: 0 H: 1 E: 0 LOB: 0 K: 1 BB: 0 S: 8 P: 11	R: 0 H: 1 E: 0 LOB: 1 K: 2 BB: 0 S: 10 P: 16	R: 0 H: 0 E: 0 LOB: 0 K: 0 BB: 0 S: 6 P: 11	R: 1 H: 1 E: 0 LOB: 0 K: 0 BB: 0 S: 10 P: 14	R: 0 H: 0 E: 0 LOB: 1 K: 0 BB: 1 S: 9 P: 18	R: 3 H: 5 E: 0 LOB: 2 K: 2 BB: 0 S: 17 P: 28	R: 0 H: 1 E: 0 LOB: 1 K: 1 BB: 0 S: 10 P: 14	R: 0 H: 0 E: 0 LOB: 0 K: 1 BB: 1 S: 6 P: 12	R: 3 H: 2 E: 0 LOB: 2 K: 0 BB: 3 S: 14 P: 29	1B: 8 2B: 2 3B: 0 HR: 1	SF: 0 SAC: 0 DP: 2 HBP: 0					WP: 0 PB: 1 SB: 1 CS: 0	PA: 41

BOTTOM

Atlanta Braves @ Colorado Rockies

Coors Field, Denver, CO

Fri Apr 27 2007, 7:05 PM MDT

Att. 25,079 - Clear - 62 F

livebaseballscorecards.com

AB	36
R	7
H	11
RBI	7
BB	5
SO	7
LOB	18

PITCHER		IP	WLS	BF	H	R	ER	SO	BB	IBB	HBP	BLK	WP	HR	S	P	ERA	WHIP
36 Chuck James, L ERA: 4.73	(1, 1)	5.1	W	22	6	4	4	4	1	0	0	0	0	1	51	84	6.75	1.312
Tyler Yates, R ERA: 4.5	(6, 1)	0.2	H	4	2	0	0	1	0	0	0	0	0	0	9	14	0.00	3.000
51 Michael Gonzalez, L ERA: 2.16	(7, 1)	1.0		4	1	0	0	1	0	0	0	0	0	0	10	14	0.00	1.000
39 Rafael Soriano, R ERA: 5.23	(8, 1)	1.0		3	0	0	0	1	1	0	0	0	0	0	6	12	0.00	1.000
28 Bob Wickman, R ERA: 2.53	(9, 1)	0.2		6	2	3	3	0	2	0	0	0	0	0	11	22	40.50	6.000

PITCHER		IP	WLS	BF	H	R	ER	SO	BB	IBB	HBP	BLK	WP	HR	S	P	ERA	WHIP
Steve Colyer, L ERA:	(9, 1)	0.0		1	0	0	0	0	1	0	0	0	0	0	2	6	∞	∞
58 Peter Moylan, R ERA: 3.68	(9, 1)	0.1	S	1	0	0	0	0	0	0	0	0	0	0	1	1	0.00	0.000

Atlanta Braves @ Colorado Rockies

Coors Field, Denver, CO

Sat Apr 28 2007, 6:05 PM MDT

Att. 28,178 - Clear - 78 F

TOP

livebaseballscorecards.com

Batter	1	2	3	4	5	6	7	8	9	AB	R	H	RBI	BB	SO	LOB
2 Kelly Johnson, L (1, 4) OBP: 0.455, SLG: 0.582	B C B C B F T 3-2 ① K		B B B C B 4-1 11 BB 10 1B BB	B C X 1-1 2-H 3B		C X 0-1 ③ G6-3			C B C B F B X 3-2 ② L6	4	1	1	1	1	1	1
11 Edgar Renteria, R (1, 6) OBP: 0.410, SLG: 0.521	X 0-0 ② F9		D B C B B 4-1 10 1B 1-2 2-3 SF9 BB	X 0-0 ③ L7			B C C X 1-2 ① G5-3		X 0-0 HR	4	2	1	1	1	0	1
10 Chipper Jones, S (1, 5) OBP: 0.421, SLG: 0.648	F C B F B B B 4-2 BB		F B C B B X 3-2 1-3 2-H 3-H 1B		B B X 2-0 ① G6-3		C F B F C 1-3 ② K		C B B B B X 3-1 ③ G6-3	4	0	1	2	1	1	0
Andruw Jones, R (1, 8) OBP: 0.382, SLG: 0.488	B F F F B S 2-3 ③ K		X 0-0 ② SF9 3-H		S B B C F X 2-2 2B		B B F B B 4-2 BB			2	0	1	1	1	1	1
16 Brian McCann, L (1, 2) OBP: 0.356, SLG: 0.474		X 0-0 ① G4-3	1 SAFE C B X 1-1 ③ F7		B F X 1-1 ② F8		F C D B F C 2-3 ③ K			4	0	0	0	0	1	3
7 Jeff Francoeur, R (1, 9) OBP: 0.360, SLG: 0.528		C X 0-1 ② P6		X 0-0 HR	F D S F X 1-2 ③ G6-3			B S B F X 2-2 ① G4-3		4	1	1	1	0	0	1
Scott Thorman, L (1, 3) OBP: 0.277, SLG: 0.432		B F B S X 2-2 ③ F7		C B X 1-1 ① G4-3		F S X 0-2 ① G1-3		X 0-0 ② G4-3		4	0	0	0	0	0	0
Ryan Langerhans, L (1, 7) OBP: 0.188, SLG: 0.049			B C X 1-1 11 BB 29 SH2-4 10 1B E6	C C B B B B 4-2 29 SH3 2 3B BB		X 0-0 ② F8		C C X 0-2 ③ G4-3		3	2	0	0	1	0	0
29 John Smoltz, R (1, 1) OBP: 0.083, SLG: 0.167 51 Michael Gonzalez, R (8, 1) Chris Woodward, R (9, PH) OBP: 0.296, SLG: 0.250 39 Rafael Soriano, R (9, 1)			X 0-0 ① SH2-4 1-2	L X 0-1 ② SH3 1-2		X 0-0 2B			X 0-0 ① P5	1 0 1 0	0 0 0 0	1 0 0 0	0 0 0 0	0 0 0 0	0 0 0 0	0 0 0 0
Inning Stats	R: 0 H: 0 E: 0 LOB: 1 K: 2 BB: 1 S: 12 P: 21	R: 0 H: 0 E: 0 LOB: 0 K: 0 BB: 0 S: 6 P: 8	R: 3 H: 1 E: 1 LOB: 1 K: 0 BB: 2 S: 11 P: 24	R: 2 H: 2 E: 0 LOB: 1 K: 0 BB: 1 S: 10 P: 16	R: 0 H: 1 E: 0 LOB: 1 K: 0 BB: 0 S: 11 P: 17	R: 0 H: 1 E: 0 LOB: 1 K: 0 BB: 0 S: 7 P: 7	R: 0 H: 0 E: 0 LOB: 1 K: 2 BB: 1 S: 13 P: 21	R: 0 H: 0 E: 0 LOB: 0 K: 0 BB: 0 S: 7 P: 9	R: 1 H: 1 E: 0 LOB: 0 K: 0 BB: 0 S: 8 P: 14	1B: 1 SF: 1 2B: 2 SAC: 2 3B: 1 DP: 0 HR: 2 HBP: 0						

AB	31
R	6
H	6
RBI	6
BB	5
SO	4
LOB	7

WP: 0 PA: 39
PB: 0
SB: 0
CS: 0

PITCHER		IP	WLS	BF	H	R	ER	SO	BB	IBB	HBP	BLK	WP	HR	S	P	ERA	WHIP
48 Jason Hirsh, R ERA: 3.41	(1, 1)	6.0	L	28	5	5	3	2	4	0	0	0	0	1	57	93	4.50	1.500
Jeremy Affeldt, L ERA: 1.0	(7, 1)	1.0		4	0	0	0	2	1	0	0	0	0	0	13	21	0.00	1.000
60 Manny Corpas, R ERA: 0.71	(8, 1)	1.0		3	0	0	0	0	0	0	0	0	0	0	7	9	0.00	0.000
40 Brian Fuentes, L ERA: 4.09	(9, 1)	1.0		4	1	1	1	0	0	0	0	0	0	1	8	14	9.00	1.000

PITCHER	IP	WLS	BF	H	R	ER	SO	BB	IBB	HBP	BLK	WP	HR	S	P	ERA	WHIP

Atlanta Braves @ Colorado Rockies

Coors Field, Denver, CO

Sat Apr 28 2007, 6:05 PM MDT

Att. 28,178 - Clear - 78 F

BOTTOM

Batter	1	2	3	4	5	6	7	8	9	AB	R	H	RBI	BB	SO	LOB
3 Willy Taveras, R (1, 8) OBP: 0.338, SLG: 0.284	4-2 2 HR BB	0-0 B2-3			1-2 P4		2-3 K		1-2 E6 2 DI	4	1	0	0	1	1	1
2 Troy Tulowitzki, R (1, 6) OBP: 0.289, SLG: 0.338	0-0 1-H HR		0-1 G1-3		1-1 G6-3		1-2 27 CS 1B		0-3 K 1-2	5	1	2	2	0	1	1
27 Garrett Atkins, R (1, 5) OBP: 0.343, SLG: 0.430	0-0 F8		0-0 F8		1-0 17 1B 1B		3-3 K 1-2			4	0	1	0	0	1	1
17 Todd Helton, L (1, 3) OBP: 0.495, SLG: 0.506	3-2 F9		1-2 5 2B 1B		2-1 5 FC6 1-3 1B			1-2 2B		4	0	3	0	0	0	0
5 Matt Holliday, R (1, 7) OBP: 0.438, SLG: 0.571	0-2 2B		0-0 1-3 2B		1-2 FC6 1-2f			0-0 P4		4	0	2	0	0	0	3
11 Brad Hawpe, L (1, 9) OBP: 0.352, SLG: 0.324 40 Brian Fuentes, L (9, 1)	1-0 G1		1-0 G4-3			0-3 K		2-3 K		4 0	0 0	0 0	0 0	0 0	2 0	4 0
8 Yorvit Torrealba, R (1, 2) OBP: 0.315, SLG: 0.333		0-0 1B		2-3 K		0-0 1B		0-1 G5-3		4	0	2	0	0	1	1
Jamey Carroll, R (1, 4) OBP: 0.319, SLG: 0.224		2-3 K		3-2 L8		2-3 K			1-1 G5-3	4	0	0	0	0	2	2
48 Jason Hirsh, R (1, 1) John Mabry, L (6, PH) OBP: 0.217, SLG: 0.364 Jeremy Affeldt, L (7, 1) 60 Manny Corpas, R (8, 1) Steve Finley, L (9, 9) OBP: 0.208, SLG: 0.267		0-3 K		0-3 K		1-0 P6			0-3 K	2 1 0 0 1	0 0 0 0 0	0 0 0 0 0	0 0 0 0 0	0 0 0 0 0	2 0 0 0 1	1 1 0 0 0
Inning Stats	R: 2 E: 0 K: 0 S: 13 H: 2 LOB: 1 BB: 1 P: 21	R: 0 E: 0 K: 2 S: 8 H: 1 LOB: 1 BB: 0 P: 10	R: 0 E: 0 K: 0 S: 8 H: 2 LOB: 2 BB: 0 P: 10	R: 0 E: 0 K: 2 S: 10 H: 0 LOB: 0 BB: 0 P: 15	R: 0 E: 0 K: 0 S: 11 H: 2 LOB: 2 BB: 0 P: 17	R: 0 E: 0 K: 2 S: 9 H: 1 LOB: 1 BB: 0 P: 12	R: 0 E: 0 K: 2 S: 10 H: 1 LOB: 0 BB: 0 P: 16	R: 0 E: 0 K: 1 S: 9 H: 1 LOB: 1 BB: 0 P: 12	R: 0 E: 1 K: 2 S: 13 H: 0 LOB: 1 BB: 0 P: 15	1B: 6 2B: 3 3B: 0 HR: 1		SF: 0 SAC: 0 DP: 0 HBP: 0		WP: 0 PB: 0 SB: 0 CS: 1		PA: 38

livebaseballscorecards.com

AB	37
R	2
H	10
RBI	2
BB	1
SO	11
LOB	15

PITCHER		IP	WLS	BF	H	R	ER	SO	BB	IBB	HBP	BLK	WP	HR	S	P	ERA	WHIP
29 John Smoltz, R ERA: 3.96	(1, 1)	7.0	W	30	9	2	2	8	1	0	0	0	0	1	69	101	2.57	1.429
51 Michael Gonzalez, L ERA: 1.93	(8, 1)	1.0	H	4	1	0	0	1	0	0	0	0	0	0	9	12	0.00	1.000
39 Rafael Soriano, R ERA: 4.76	(9, 1)	1.0		4	0	0	0	2	0	0	0	0	0	0	13	15	0.00	0.000

PITCHER	IP	WLS	BF	H	R	ER	SO	BB	IBB	HBP	BLK	WP	HR	S	P	ERA	WHIP

Batter	1	2	3	4	5	6	7	8	9	10	11	AB	R	H	RBI	BB	SO	LOB
2 Kelly Johnson, L (1, 4) OBP: 0.457, SLG: 0.595	B B C X 2-1 G6-3 ①		C B S B C 2-3 K ②		B B X 2-0 G4-3 ②		B B C X 3-1 10 L6 11 1B 1B		C B S S X 2-2 11 1B 3B		B B C B B 4-1 BB	5	1	2	0	1	1	1
11 Edgar Renteria, R (1, 6) OBP: 0.405, SLG: 0.510	B B S B X 3-1 G4-3 ②		X 0-0 G6-3 ③		C B B F X 2-2 G5-3 ③		1 SAFE C B 1 X 1-1 10 L6 1-2 1B		S D B X 2-1 10 G4-3 10 S 3-H 1B		X 0-0 F9 ②	6	0	2	1	0	0	2
10 Chipper Jones, S (1, 5) OBP: 0.407, SLG: 0.619 Steve Colyer, L (11, 1)	F S B T 1-2 K ③			B B C X 2-1 G4-3 ①		X 0-0 7 2B 1B 1B	B C C F D B X 3-2 L6 ① ② ③ 1-1 2-2		B B X 2-0 G4-3 ② 1-3		B X 1-0 G6-3 ③	6	1	1	0	0	1	4
												0	0	0	0	0	0	0
Andruw Jones, R (1, 8) OBP: 0.393, SLG: 0.500		C F X 0-2 P5 ①		B F X 1-1 1B 2B		S D 1 SAFE X 1-2 L7 ①		B F B X 2-1 7 2B 1B	B B B 4-0 BB			4	1	2	0	1	0	1
7 Jeff Francoeur, R (1, 9) OBP: 0.362, SLG: 0.543		X 0-0 F9 ②		X 0-0 G6-3 ②		B C X 1-1 1-3 1B 2B		B X 1-0 1-H 8 E 2B ①	S 1 SAFE C D X 1-2 P6 ③			5	2	2	0	0	0	3
Scott Thorman, L (1, 3) OBP: 0.346, SLG: 0.563		C B B B X 3-1 HR		F S B B B X 2-2 8 1B 2-H 1B		F X 0-1 8 1B SF8 2-H 3-H 1B		I I I I 4-0 8 E IBB		S B F X 1-2 8 L3-6 2B		4	2	4	4	1	0	0
8 Bryan Peña, S (1, 2) OBP: 0.263, SLG: 0.421		B X 1-0 G4-3 ③		S 1 SAFE F X 0-2 1-2 1B		X 0-0 1-3 1B		X 0-0 E5 G4-6-3 1-2 2-H		F F X 0-2 L3-6 ① ② 2-2		5	0	2	0	0	0	2
Ryan Langerhans, L (1, 7) OBP: 0.192, SLG: 0.091 23 Matt Diaz, R (10, PH) OBP: 0.268, SLG: 0.389 (10, 7)		C B X 1-1 26 G4-3 2B		D X 1-0 G4-3 ③		F X 0-1 SF8 ② 3-H		2 SAFE X 0-0 G4-6-3 ② ③ 1-2f		B X 1-0 F9 ③		3	0	1	1	0	0	4
												1	0	0	0	0	0	0
28 Kyle Davies, R (7, 1) 4 Pete Orr, L (8, PH) OBP: 0.000, SLG: 0.000 Oscar Villarreal, L (8, 1) 16 Brian McCann, L (8, PH) 58 Peter Moylan, R (8, 1) 39 Rafael Soriano, R (8, 1) Craig Wilson, R (9, PH) OBP: 0.000, SLG: 0.000 28 Bob Wickman, R (9, 1) Tyler Yates, R (9, 1) Chris Woodward, R (11, PH) OBP: 0.286, SLG: 0.286 (11, 6)		B C F B X 2-2 G4-3 ① 2-3		B F X 1-1 G6-3 ①		C D F B F X 2-2 F7 ③		B B C F B S 3-3 K ①		B B C X 2-1 L6 ①	1 0 0 0 0 0 1 1 0 0 0 0 0 0 0 0 0 0 0 0 0 1 0 0 0 0 0 1 0 0 0 0 0 0 0 0 0 0 0 0 0 0 1 0 0 0 0 1 0 0 0 0 0 0 0 0 0 0 0 0 0 0 0 1 0 0 0 0 0 0							
Inning Stats	R: 0 E: 0 K: 1 S: 7 H: 0 LOB: 0 BB: 0 P: 13	R: 1 E: 0 K: 0 S: 7 H: 1 LOB: 0 BB: 0 P: 11	R: 0 E: 0 K: 1 S: 9 H: 1 LOB: 1 BB: 0 P: 14	R: 1 E: 0 K: 0 S: 12 H: 3 LOB: 2 BB: 0 P: 18	R: 0 E: 0 K: 0 S: 6 H: 0 LOB: 0 BB: 0 P: 11	R: 3 E: 0 K: 0 S: 15 H: 4 LOB: 1 BB: 0 P: 19	R: 0 E: 0 K: 0 S: 8 H: 2 LOB: 0 BB: 0 P: 15	R: 1 E: 1 K: 0 S: 5 H: 2 LOB: 1 BB: 1 P: 12	R: 1 E: 0 K: 1 S: 12 H: 2 LOB: 2 BB: 1 P: 26	R: 0 E: 0 K: 0 S: 7 H: 1 LOB: 0 BB: 0 P: 9	R: 0 E: 0 K: 0 S: 5 H: 0 LOB: 1 BB: 1 P: 12	1B: 9 2B: 6 3B: 2 HR: 1	SF: 1 SAC: 0 DP: 2 HBP: 0		WP: 0 PB: 0 SB: 1 CS: 0	PA: 48		

PITCHER		IP	WLS	BF	H	R	ER	SO	BB	IBB	HBP	BLK	WP	HR	S	P	ERA	WHIP
28 Aaron Cook, R ERA: 3.83	(1, 1)	6.0		27	9	5	5	2	0	0	0	0	0	1	56	86	7.50	1.500
46 Zach McClellan, R ERA: 3.86	(7, 1)	1.0		3	2	0	0	0	0	0	0	0	0	0	8	15	0.00	2.000
60 Manny Corpas, R ERA: 0.66	(8, 1)	1.0		5	2	1	0	0	0	1	0	0	0	0	5	12	0.00	2.000
Tom Martin, L ERA: 4.5	(9, 1)	0.2		4	2	1	1	1	0	0	0	0	0	0	9	18	13.50	3.000
Bob Keppel, R ERA: 11.25	(9, 1)	0.1		2	0	0	0	0	1	0	0	0	0	0	3	8	0.00	3.000

PITCHER		IP	WLS	BF	H	R	ER	SO	BB	IBB	HBP	BLK	WP	HR	S	P	ERA	WHIP
40 Brian Fuentes, L ERA: 3.75	(10, 1)	1.0		3	1	0	0	0	0	0	0	0	0	0	7	9	0.00	1.000
54 Denny Bautista, R ERA:	(11, 1)	1.0	W	4	0	0	0	0	1	0	0	0	0	0	5	12	0.00	1.000

TOP

Atlanta Braves @ Colorado Rockies

Coors Field, Denver, CO

Sun Apr 29 2007, 1:05 PM MDT

Att. 31,445 - Sunny - 82 F

livebaseballscorecards.com

AB	44
R	7
H	16
RBI	6
BB	3
SO	3
LOB	19

Atlanta Braves @ Colorado Rockies

Coors Field, Denver, CO

Sun Apr 29 2007, 1:05 PM MDT

Att. 31,445 - Sunny - 82 F

livebaseballscorecards.com

BOTTOM

Batter	1	2	3	4	5	6	7	8	9	10	11	AB	R	H	RBI	BB	SO	LOB
3 Willy Taveras, R (1, 8) OBP: 0.350, SLG: 0.282	BBBB 4-0 2 CS BB	TFX 0-2 E9 2 3B 1B 1-3 2-H 3-H		BX 1-0 F8 ①		CFX 0-2 G4-6-3 ②③ 1-2f			BCFBBBB 4-2 17 BB 2 S 5 1B BB	BX 1-0 G6-3 ②		4	2	1	2	2	0	1
2 Troy Tulowitzki, R (1, 6) OBP: 0.303, SLG: 0.359	CB1CBX SAFE 2-2 G5-3 ①② 1-2	CX 0-1 3B 1-H 3-H		X 0-0 F8 ②			BFBH 3-1 17 BB HBP		BBBBB 4-0 5 1B 17 BB 11 G4-3 1-2 BB	X 0-0 L9 ③		4	1	1	2	1	0	1
27 Garrett Atkins, R (1, 5) OBP: 0.333, SLG: 0.413	BBBCX 3-1 17 1B 1B	FFBX 1-2 G5-3 ②		BCFS 2-3 K ③			B1SAFBC1X SAFE 2-1 L9 ①		CX 0-1 L7 ①		CFC 0-3 K ①	6	0	1	0	0	2	4
17 Todd Helton, L (1, 3) OBP: 0.523, SLG: 0.512	CX 0-1 1B 1-2	BDBCB 4-1 BB			FBBBB 4-1 5 G6-4-3 BB		B1SAFBBB 4-0 5 G5-4-3 BB 1-2		BDBCCCB 4-2 11 G4-3 5 1B BB 1-2 2-3		FBFBBBB 4-2 5 HR BB	1	1	1	0	5	0	0
5 Matt Holliday, R (1, 7) OBP: 0.432, SLG: 0.587	BBSSFFC 2-3 K ③	SBTBBX 3-2 F9 ③			BX 1-0 G6-4-3 ①② 1-2f		BX 1-0 G5-4-3 ②③ 1-2f		FX 0-1 11 G4-3 1B 1-2 2-3 3-H		BFFBX 2-2 HR 1-H	6	1	2	3	0	1	7
11 Brad Hawpe, L (1, 9) OBP: 0.366, SLG: 0.372		BFBBBFX 3-2 BB 20 BB 3 1B 1B	CCBBBX 2-2 F7 ①		FX 0-1 HR			BBBBB 4-0 BB	X 0-0 G4-3 ② 1-2 2-3 3-H			4	2	2	2	1	0	2
20 Chris Iannetta, R (1, 2) OBP: 0.313, SLG: 0.184	BCB1SAFCDB 4-2 BB 3 1B BB 1-2	BBBB 4-0 FC5-4 BB			SBSBC 2-3 K ③			LLBFX 1-2 F8 ①CBH	2-1 HBP			2	1	0	0	2	1	1
Jamey Carroll, R (1, 4) OBP: 0.319, SLG: 0.217 John Mabry, L (8, PH) OBP: 0.208, SLG: 0.348 21 Clint Barmes, R (9, 4) OBP: 0.143, SLG: 0.150	CFDBBBB 4-2 3 E 3 1B 2 3B BB 1-2 2-3	1SAFFFBX 1-2 FC5-4 ② 1-2f			X 0-0 B5-3 ①			FBBSFBBBFFF 3-3 S K ②	CFDX 1-2 L9 ③			2 1 1	1 0 0	0 0 0	0 0 0	1 1 0	0 1 0	1 1 3
28 Aaron Cook, R (1, 1) ERA: 6.75 Steve Finley, L (8, PH) OBP: 0.333, SLG: 0.231 46 Zach McClellan, R (7, 1) 60 Manny Corpas, R (8, 1) 10 Jeff Baker, R (8, PH) OBP: 0.385, SLG: 0.424 Tom Martin, L (8, 1) Bob Keppel, R (9, 1) 40 Brian Fuentes, L (10, 1) 8 Yorvit Torrealba, R (10, PH) OBP: 0.304, SLG: 0.130 54 Denny Bautista, R (11, 1)	BBBCCC 3-3 K ①	FCBFS 1-3 K ③				CFBBBB 4-2 3 G4-6-3 BB		CBBTS 2-3 K ③		CSSBC 1-3 K ①		2 0 0 0 0 0 1 0 0 0 0 0

Philadelphia Phillies @ Atlanta Braves

Turner Field, Atlanta, GA

Mon Apr 30 2007, 7:05 PM EDT

Att. 20,354 - Clear - 84 F

TOP

livebaseballscorecards.com

Batter	1	2	3	4	5	6	7	8	9	AB	R	H	RBI	BB	SO	LOB
11 Jimmy Rollins, S (1, 6) OBP: 0.366, SLG: 0.613	T FA 92 X FA 91 0-1 ① G4-3		B FA 89 C FA 90 B FS 84 B FS 85 F FA 91 X FA 91 3-2 ③ G4-3			B FS 83 C FA 90 S FS 83 X CH 83 1-2 8 1B 26 SF8 1B		C FA 91 B FA 91 B FA 91 F FA 91 X FA 92 2-2 ② G4-3		4	1	1	0	0	0	0
8 Shane Victorino, S (1, 9) OBP: 0.357, SLG: 0.323	X FA 92 0-0 ② G4-3			B SI 90 C CH 81 X FA 90 1-1 ① G6-3		B FS 90 1 SAFE C FA 91 1 SAFE B FS 83 X FA 90 2-1 6 S 6 1B 1-3 1B		C CH 82 F SI 92 F FA 93 X FA 93 0-2 ③ G3		4	1	1	0	0	0	0
26 Chase Utley, L (1, 4) OBP: 0.395, SLG: 0.582	C FA 93 B FA 92 X FA 92 1-1 ③ G3			C FA 91 B SL 88 F CH 83 F FA 92 F FA 92 X CH 85 1-2 ② G3		B CH 82 X FS 84 1-0 ② SF8 3-H			C FA 94 X CU 81 0-1 ① P6	3	0	0	1	0	0	0
6 Ryan Howard, L (1, 3) OBP: 0.396, SLG: 0.390		C SI 90 S FA 91 T FS 85 0-2 ① K		S FA 92 X FS 84 0-1 ③ G3		1 SAFE 1 SAFE B FS 83 S CH 84 X FA 91 1-1 1-H 1B			B CU 79 S FA 94 B SL 83 C CU 81 X FA 94 2-2 ② G6-3	4	0	1	1	0	1	0
Pat Burrell, R (1, 7) OBP: 0.447, SLG: 0.403		F FA 91 F FA 92 B SL 87 B SL 88 B FA 93 B FA 94 4-2 HBP BB			B SL 84 F FA 90 B FA 92 B FA 93 C FA 92 X FA 92 3-2 ① F7	X FA 91 0-0 ③ F7			C FA 94 C SL 82 B SL 83 S SL 85 1-3 ③ K	3	0	0	0	1	1	1
Aaron Rowand, R (1, 8) OBP: 0.462, SLG: 0.622 9 Michael Bourn, L (7, PH) OBP: 0.294, SLG: 0.333 (7, 8)		F FA 93 T FA 93 H FA 93 1-2 G4-6-3 1-2 HBP			B SI 91 B SI 92 X FA 91 2-0 FC5-4 1B		L CH 88 X SI 91 0-1 ① G6-3			1 1	0 0	1 0	0 0	0 0	0 0	0 0
Abraham Nunez, S (1, 5) OBP: 0.229, SLG: 0.212		B SI 92 X FS 85 1-0 ②③ G4-6-3 1-2f			1 SAFE B SI 90 F CH 84 X FA 91 1-1 ② FC5-4 1-2f		F FA 90 X CH 81 0-1 ② G3-1			3	0	0	0	0	0	3
51 Carlos Ruiz, R (1, 2) OBP: 0.319, SLG: 0.424			C FA 91 B SL 81 X SL 86 1-1 ① F7		1 SAFE D FA 90 C FA 90 B FA 91 F FS 90 1 SAFE X SL 86 2-2 ③ G5-3		S CU 82 B FA 93 B CU 82 X FA 92 2-1 ③ G4-3			3	0	0	0	0	0	1
21 Jon Lieber, L (1, 1) OBP: 0.143, SLG: 0.143 19 Greg Dobbs, L (8, PH) OBP: 0.233, SLG: 0.296 39 Brett Myers, R (8, 1) Antonio Alfonseca, R (9, 1)			C FA 90 X FA 91 0-1 ② G1-3			C CH 88 X CH 89 0-1 ① G6-3		C FA 91 X CH 85 0-1 ① G3		2 1 0 0	0 0 0 0	0 0 0 0	0 0 0 0	0 0 0 0	0 0 0 0	0 0 0 0

Inning Stats										
	R: 0 E: 0 K: 0 S: 5	H: 0 LOB: 0 BB: 0 P: 6	R: 0 E: 0 K: 1 S: 8	H: 0 LOB: 1 BB: 1 P: 14	R: 0 E: 0 K: 0 S: 7	H: 0 LOB: 0 BB: 0 P: 11	R: 0 E: 0 K: 0 S: 9	H: 0 LOB: 0 BB: 0 P: 11	R: 0 E: 0 K: 0 S: 9	H: 1 LOB: 1 BB: 0 P: 17
	R: 2 E: 0 K: 0 S: 11	H: 3 LOB: 1 BB: 0 P: 16	R: 0 E: 0 K: 0 S: 6	H: 0 LOB: 0 BB: 0 P: 8	R: 0 E: 0 K: 0 S: 9	H: 0 LOB: 0 BB: 0 P: 11	R: 0 E: 0 K: 1 S: 8	H: 0 LOB: 0 BB: 0 P: 11	1B: 4 2B: 0 3B: 0 HR: 0	SF: 1 SAC: 0 DP: 1 HBP: 1	WP: 0 PB: 0 SB: 1 CS: 0	PA: 32

PITCHER		IP	WLS	BF	H	R	ER	SO	BB	IBB	HBP	BLK	WP	HR	S	P	ERA	WHIP
15 Tim Hudson, R ERA: 1.4	(1, 1)	8.0		29	4	2	2	1	1	0	1	0	0	0	64	94	2.25	0.625
51 Michael Gonzalez, L ERA: 1.74	(9, 1)	1.0	W	3	0	0	0	1	0	0	0	0	0	0	8	11	0.00	0.000

PITCHER	IP	WLS	BF	H	R	ER	SO	BB	IBB	HBP	BLK	WP	HR	S	P	ERA	WHIP

AB	29
R	2
H	4
RBI	2
BB	1
SO	2
LOB	5

Batter	1	2	3	4	5	6	7	8	9	AB	R	H	RBI	BB	SO	LOB
2 Kelly Johnson, L (1, 4) OBP: 0.473, SLG: 0.593	B FA 89 C FA 89 B CH 82 B FA 89 B FA 89 4-1 11 G5-4-3 BB	C FA 90 X SL 84 0-1 ③ L8	B FA 89 B FA 89 B SL 83 B SL 84 4-0 11 FC6-4 BB	B CH 81 B FA 87 F FA 87 B CH 75 B FA 86 4-1 11 S BB	C FA 94 B FA 93 X FA 93 1-1 11 FC5-6 1B	2	0	1	0	3	0	1
11 Edgar Renteria, R (1, 6) OBP: 0.397, SLG: 0.495	B FA 89 1 SAFE B SL 84 C SL 83 X SL 82 2-1 ①② G5-4-3 1-2f	C FA 88 B SL 83 X SL 82 1-1 1B	C B FA 88 X FA 89 1-1 ③ FC6-4 1-2f	1 SAFE S FA 84 C FA 87 B CH 84 X FA 87 1-2 ① L6 1-2	1 SAFE 1 SAFE X FA 91 0-0 ① FC5-6 10 BB HR 1-2f	5	1	1	0	0	0	5
10 Chipper Jones, S (1, 5) OBP: 0.415, SLG: 0.640	C FA 90 X FA 90 0-1 ③ F8	C SL 83 X SL 84 0-1 ① F7	F FA 86 B SL 82 F FA 87 B FA 87 X SL 84 2-2 HR	I IN 68 I IN 69 I IN 70 I 4-0 G5-4-3 IBB	C FA 94 B FA 94 B CH 79 F FA 93 B FA 94 B CH 82 4-2 1-2 HR BB	3	2	1	1	2	0	1
Andruw Jones, R (1, 8) OBP: 0.402, SLG: 0.534	B SL 84 F FA 90 S SL 84 B FA 90 F SL 83 X SL 84 2-2 16 G6-3 1B	1 SAFE B FA 89 F FA 88 X FA 89 1-1 ② F9	B FA 87 B SL 84 S SL 84 B FA 88 S SL 84 B SL 84 4-2 BB 16 1B BB	X SL 84 0-0 ②③ G5-4-3 1-2f	F FA 95 B FA 94 X SL 88 1-1 1-H 2-H HR	4	1	2	3	1	0	3
16 Brian McCann, L (1, 2) OBP: 0.348, SLG: 0.458	C FA 89 F SL 83 X FA 91 0-2 ①② G6-3 1-2f	B FA 88 C SL 85 X FA 89 1-1 ③ G4-3	X FA 89 0-0 BB 1-2 1B	F FA 94 B CH 87 S CH 88 B FA 89 S CU 83 2-3 ① K	4	0	1	0	0	1	2
7 Jeff Francoeur, R (1, 9) OBP: 0.367, SLG: 0.541	F SL 85 B FA 91 F SL 85 F FA 90 B SL 84 C SL 85 2-3 ③ K	C FA 89 F FA 88 X SL 83 0-2 E1 15 G6-3 1B	D SL 85 B CH 84 S SL 83 S FA 89 S SL 82 2-3 ① K	B FA 95 B FA 93 X FA 94 2-0 WP 1B	4	1	2	0	0	2	2
Scott Thorman, L (1, 3) OBP: 0.339, SLG: 0.538	C FA 88 B CH 78 B FA 88 X FA 88 2-1 ① G1-3	F CH 84 X SL 83 0-1 ① F8	X FA 88 0-0 ② L7	D CH 86 B CU 81 X FA 94 2-0 WP 1-2 1B	4	0	1	0	0	0	3
Willie Harris, L (1, 7) OBP: 0.500, SLG: 0.333	S SL 84 B SL 83 C FA 88 X SL 84 1-2 ② G4-3	C SL 83 X FA 89 0-1 E7 1-3 1B	B FA 89 B SL 83 B FA 89 C SL 83 F SL 84 B FA 89 4-2 1-2 2-3 BB	C CU 83 S CU 82 F CU 83 D CH 88 C CU 83 1-3 ② K 1-2 2-3	3	0	1	0	1	1	2
15 Tim Hudson, R (1, 1) OBP: 0.278, SLG: 0.250 8 Brayan Peña, S (8, PH) OBP: 0.250, SLG: 0.400 51 Michael Gonzalez, R (9, 1)	B SL 84 X FA 89 1-0 1B	B FA 88 B FA 89 S SL 83 C FA 88 X SL 84 2-2 ② G6-3 3-H	S SL 82 S SL 84 X SL 82 0-2 ③ G5-3	B CH 88 F CU 83 X CU 84 1-1 ③ G1-3	3	0	1	1	0	0	4
					1	0	0	0	0	0	2
					0	0	0	0	0	0	0
Inning Stats	R: 0 E: 0 K: 0 S: 5 H: 0 LOB: 0 BB: 1 P: 11	R: 0 E: 0 K: 1 S: 11 H: 1 LOB: 0 BB: 0 P: 15	R: 0 E: 0 K: 0 S: 8 H: 1 LOB: 1 BB: 0 P: 12	R: 0 E: 0 K: 0 S: 8 H: 1 LOB: 1 BB: 0 P: 11	R: 1 E: 1 K: 0 S: 12 H: 2 LOB: 2 BB: 1 P: 19	R: 1 E: 0 K: 1 S: 15 H: 2 LOB: 3 BB: 2 P: 27	R: 0 E: 0 K: 0 S: 5 H: 0 LOB: 1 BB: 2 P: 14	R: 0 E: 0 K: 2 S: 11 H: 2 LOB: 2 BB: 0 P: 19	R: 3 E: 0 K: 0 S: 7 H: 2 LOB: 0 BB: 1 P: 13	1B: 9 2B: 0 3B: 0 HR: 2 SF: 0 SAC: 0 DP: 3 HBP: 0	WP: 1 PB: 0 SB: 1 CS: 0 PA: 40					

PITCHER		IP	WLS	BF	H	R	ER	SO	BB	IBB	HBP	BLK	WP	HR	S	P	ERA	WHIP
21 Jon Lieber, R ERA: 2.57	(1, 1)	7.0		31	7	2	1	2	5	1	0	0	0	1	64	109	1.29	1.714
39 Brett Myers, R ERA: 6.65	(8, 1)	1.0		5	2	0	0	2	0	0	0	0	1	0	11	19	0.00	2.000
Antonio Alfonseca, R ERA: 3.38	(9, 1)	0.1	L	4	2	3	3	0	1	0	0	0	0	1	7	13	81.00	9.000

PITCHER	IP	WLS	BF	H	R	ER	SO	BB	IBB	HBP	BLK	WP	HR	S	P	ERA	WHIP

BOTTOM

Philadelphia Phillies @ Atlanta Braves

Turner Field, Atlanta, GA

Mon Apr 30 2007, 7:05 PM EDT

Att. 20,354 - Clear - 84 F

livebaseballscorecards.com

AB	33
R	5
H	11
RBI	5
BB	7
SO	4
LOB	25

Philadelphia Phillies @ Atlanta Braves

Turner Field, Atlanta, GA

Tue May 01 2007, 7:35 PM EDT

Att. 19,670 - Clear - 85 F

livebaseballscorecards.com

Batter	1	2	3	4	5	6	7	8	9	AB	R	H	RBI	BB	SO	LOB
11 Jimmy Rollins, S (1, 6) OBP: 0.367, SLG: 0.603	B FA 84 C FA 83 S SL 84 B SL 83 B SL 84 F FA 84 X CH 75 3-2 BB 1B	B FA 84 C CH 75 B FA 84 X FA 85 2-1 ② G5-3 1-2 2-H 3-H	D FA 92 C FA 91 F FA 92 F SL 83 S SL 86 1-3 ② K		B FA 89 B FA 90 F FA 89 X FA 89 2-1 ③ F8			F FA 93 B CH 80 B FA 92 X FA 92 2-1 CS 1B		5	0	2	1	0	1	4
Aaron Rowand, R (1, 8) OBP: 0.468, SLG: 0.617	B FA 84 B FA 84 C FA 84 B FA 84 B FA 84 4-1 1-2 BB	B FA 86 B FA 85 X FA 86 2-0 6 BB 26 1B BB 2-H 1B	C SL 86 B SL 83 S SL 85 B SL 82 X SL 82 2-2 1-2 2-H 1B			F FA 88 B FA 91 C FA 90 X FA 93 1-2 ① G4-3		B FA 90 1 SAFE X FA 91 1-0 ①② F9 1-2		4	1	2	2	1	0	1
26 Chase Utley, L (1, 4) OBP: 0.403, SLG: 0.592	X FA 86 0-0 ① F9	B FA 86 X FA 85 1-0 BB 6 BB 1-2 1B	S CH 84 D CH 83 F FA 91 F SL 85 X SL 84 1-2 ③ G3			B SI 90 B FA 90 B FA 90 C FA 88 F FA 89 X FA 90 3-2 2B		C CU 73 B SL 85 B FA 93 B FA 94 F FA 92 X FA 94 3-2 6 CS 1B		5	0	3	0	0	0	4
6 Ryan Howard, L (1, 3) OBP: 0.406, SLG: 0.380	C FA 85 B SL 85 X SL 84 1-1 ② F9	B FA 86 B FA 86 B FA 87 B FA 86 4-0 BB 1-2 2-3 BB	S CH 82 F CH 79 C SL 82 0-3 ① K			I IN 58 I I I 4-0 G4-3 IBB		B FA 94 S SL 83 1 SAFE 1-1 ③ CS 1-2	B FA 90 B B B 4-0 8 G3 9 1B BB	2	0	0	0	3	1	2
Pat Burrell, R (1, 7) OBP: 0.439, SLG: 0.387 9 Michael Bourn, L (7, 7) OBP: 0.333, SLG: 0.375	X FA 85 0-0 ③ F8	C FA 86 B FA 87 B CH 77 B CH 77 C FA 87 B FA 86 4-2 1-2 2-3 3-H BB	C FA 91 X SL 84 1-1 ② F9			B FA 88 B FA 88 C FA 87 F FA 87 X FA 90 2-2 ②③ G4-3 1-2f			X FA 91 0-0 8 G3 1-2 1B	3 1	0 0	0 1	1 0	1 0	0 0	4 0
Wes Helms, R (1, 5) OBP: 0.319, SLG: 0.337		C CU 68 B SL 83 9 FA 85 C FA 85 B FA 84 X CH 75 1-2 2B 1B 11 PB 2B C CH 83 B SL 82 S SL 82 1-3 K	C FA 93 B FA 92 S SL 82 X CU 78 1-2 ③ G5-3				X 0-0 ① G6-3		L FA 90 S F F B C 1-3 ① K	5	1	1	0	0	2	5
28 Jayson Werth, R (1, 9) OBP: 0.364, SLG: 0.310 8 Shane Victorino, S (8, 9) OBP: 0.354, SLG: 0.320		B FA 85 C FA 85 F CU 71 X SL 85 1-2 11 PB 2 CI 11 G5-3 2-3 1B	B SL 84 C SL 82 B FA 92 F SL 85 B FA 94 B FA 92 4-2 2 BB 1B BB		C FA 89 X FA 92 0-1 ① G4-3		C F F X 0-2 ② L6		X SL 87 0-0 ② G3 1-2 2-3	3 1	2 0	1 0	0 0	1 0	0 0	0 2
2 Rod Barajas, R (1, 2) OBP: 0.436, SLG: 0.500		F FA 86 B CU 71 F FA 85 1-2 CI 11 PB 1B 1-2	B FA 91 B CH 88 B FA 91 B FA 89 4-0 1B 1-2 BB		B FA 92 X FA 90 1-0 1B		B F X 1-1 HR		B CH 83 F FA 91 B FA 93 B FA 91 B FA 92 4-1 BB	2	2	2	1	2	0	0
35 Cole Hamels, L (1, 1) OBP: 0.125, SLG: 0.067 39 Brett Myers, R (8, 1) 19 Greg Dobbs, L (9, PH) OBP: 0.226, SLG: 0.286 45 Tom Gordon, R (9, 1)		C CH 77 S CH 78 D FA 85 B CU 71 S CU 70 2-3 ① K	L FA 92 L FA 91 M SL 82 0-3 ① K		1 SAFE T FA 88 1 SAFE X FA 89 0-1 ② F8		B B B C S F F F F 3-2 T FA 91 K		B FA 92 D FA 92 D FA 94 C SL 83 S F X 3-2 ③ P4	4 0 1 0	0 0 0 0	0 0 0 0	0 0 0 0	0 0 0 0	3 0 0 0	6 0 3 0

Inning Stats	1	2	3	4	5	6	7	8	9
	R: 0 E: 0 K: 0 S: 9 H: 1 LOB: 2 BB: 1 P: 17	R: 4 E: 1 K: 2 S: 21 H: 4 LOB: 3 BB: 2 P: 42	R: 1 E: 0 K: 2 S: 17 H: 1 LOB: 2 BB: 2 P: 29	R: 0 E: 0 K: 1 S: 8 H: 0 LOB: 0 BB: 0 P: 10	R: 0 E: 0 K: 0 S: 7 H: 1 LOB: 1 BB: 0 P: 10	R: 0 E: 0 K: 0 S: 9 H: 1 LOB: 1 BB: 1 P: 19	R: 1 E: 0 K: 1 S: 14 H: 1 LOB: 0 BB: 0 P: 18	R: 0 E: 0 K: 0 S: 7 H: 2 LOB: 0 BB: 0 P: 14	R: 0 E: 0 K: 1 S: 12 H: 1 LOB: 3 BB: 2 P: 24

1B: 9	SF: 0
2B: 2	SAC: 0
3B: 0	DP: 1
HR: 1	HBP: 0

WP: 0	PA: 46
PB: 1	
SB: 0	
CS: 2	

AB	36
R	6
H	12
RBI	5
BB	8
SO	7
LOB	31

PITCHER		IP	WLS	BF	H	R	ER	SO	BB	IBB	HBP	BLK	WP	HR	S	P	ERA	WHIP
19 Mark Redman, L ERA: 10.62	(1, 1)	1.2	L	14	5	4	3	1	3	0	0	0	0	0	26	54	16.20	4.800
Oscar Villarreal, R ERA: 4.61	(2, 1)	2.1		10	1	1	1	4	2	0	0	0	0	0	29	44	3.86	1.286
58 Peter Moylan, R ERA: 2.92	(5, 1)	3.0		12	3	1	1	1	0	1	0	0	0	1	30	47	3.00	1.000
Steve Colyer, L ERA: 4.91	(8, 1)	1.0		5	3	0	0	0	1	0	0	0	0	0	8	19	0.00	4.000
54 Chad Paronto, R ERA: 3.0	(9, 1)	1.0		4	0	0	0	1	1	0	0	0	0	0	11	19	0.00	1.000

PITCHER	IP	WLS	BF	H	R	ER	SO	BB	IBB	HBP	BLK	WP	HR	S	P	ERA	WHIP

Philadelphia Phillies @ Atlanta Braves

Turner Field, Atlanta, GA

Tue May 01 2007, 7:35 PM EDT

Att. 19,670 - Clear - 85 F

BOTTOM

livebaseballscorecards.com

Batter	1	2	3	4	5	6	7	8	9	AB	R	H	RBI	BB	SO	LOB
2 Kelly Johnson, L (1, 4) OBP: 0.474, SLG: 0.596	B FA 90 B FA 91 X FA 92 2-0 11 WP 10 HR 2B	B CU 75 B CH 81 F CH 81 F FA 92 X FA 93 2-2 ② F8			F FA 90 C CU 76 B CU 80 B CU 80 B FA 92 B CH 82 4-2 10 G6-4-3 11 BB BB		F FA 93 X FA 92 0-1 ③ G5-3			3	1	1	0	1	0	1
11 Edgar Renteria, R (1, 6) OBP: 0.400, SLG: 0.491	B FA 91 S CH 80 X FA 92 1-1 ① P6 2-3	S CH 82 S CH 82 F CH 82 X CH 82 0-2 ③ 2-H 1B			B CH 82 B FA 92 B FA 92 B FA 93 4-0 10 G6-4-3 1-2 BB			B CH 81 B FA 92 C CH 82 X CH 83 2-1 ① G4-3		3	0	1	0	1	0	1
10 Chipper Jones, S (1, 5) OBP: 0.418, SLG: 0.692	X 0-0 3-H HR	S FA 90 C FA 90 F CH 82 B CH 82 B FA 86 B CH 82 X CH 83 3-2 ① F8			C FA 91 B FA 92 S FA 93 F FA 93 X FA 93 1-2 ①② G6-4-3 1-2f 2-3			F FA 95 B FA 94 C FA 96 X FA 95 1-2 HR		4	2	2	3	0	0	2
Andruw Jones, R (1, 8) OBP: 0.405, SLG: 0.527	B FA 92 X CH 82 1-0 7 1B 16 2B 1B	B CU 75 B FA 92 B CH 81 B FA 91 4-0 7 G6-4-3 BB			S CH 82 S CH 83 S CH 84 0-3 ③ K			F FA 96 F F C 0-3 ② K		3	1	1	0	1	2	1
7 Jeff Francoeur, R (1, 9) OBP: 0.372, SLG: 0.539	B FA 91 X FA 91 1-0 16 2B 1-2 1B	C CH 81 F CH 81 X CH 81 0-2 ②③ G6-4-3 1-2f				C FA 90 S CH 81 B FA 89 S CH 83 1-3 ① K		X CU 82 0-0 1B		4	0	2	0	0	1	1
16 Brian McCann, L (1, 2) OBP: 0.355, SLG: 0.476 8 Brayan Peña, S (2, 2) OBP: 0.217, SLG: 0.348	B FA 92 B CH 82 F FA 92 T FA 92 X CH 84 2-2 ② 1-H 2-H 2B			S F CH 81 C FA 92 0-3 ① K		X CH 83 0-0 ② G5-3		C F F SL 90 B SL 92 D X 2-2 ③ G6-3		1 3	0 0	1 0	1 0	0 0	0 1	0 1
23 Matt Diaz, R (1, 7) OBP: 0.267, SLG: 0.397	B CU 79 S CH 81 C FA 92 X CH 81 1-2 ③ F8			X FA 92 0-0 2B		S CH 82 F FA 94 F CH 84 F FA 85 X FA 94 0-2 ③ G5-3			C FA 94 B FA 92 F FA 94 S CU 83 1-3 ① K	4	0	1	0	0	1	1
Craig Wilson, R (1, 3) OBP: 0.288, SLG: 0.275		F FA 88 C FA 91 X FA 91 0-2 11 1B 2B		S CH 82 D CH 82 S CH 83 S CH 83 1-3 ② K			S B FA 92 B CH 83 C CH 83 X CH 84 2-2 ① G5-3		B FA 94 F FA 93 F F C 1-3 ② K	4	0	1	0	0	2	1
19 Mark Redman, L (1, 1) Oscar Villarreal, L (2, 1) Chris Woodward, R (4, PH) OBP: 0.276, SLG: 0.231 58 Peter Moylan, R (5, 1) Willie Harris, L (7, PH) OBP: 0.400, SLG: 0.250 Steve Colyer, L (8, 1) 54 Chad Paronto, R (9, 1) Scott Thorman, L (9, PH) OBP: 0.333, SLG: 0.528		X FA 91 0-0 ① B1		C CH 83 F FA 93 B CH 84 F CH 83 F FA 93 S CU 81 1-3 ③ K			C FA 90 C CU 77 S FA 93 0-3 ② K		B X 1-0 ③ F7	0 1 1 0 1 0 0 0	0 0 0 0 0 0 0 0	0 0 0 0 0 0 0 0	0 0 1 0 0 0 0 0	0 0 0 0 1 0 0 0	0 0 0 0 0 0 0 0	0 1 1 0 1 0 0 0
Inning Stats	R: 3 H: 5 E: 0 LOB: 1 K: 0 BB: 0 S: 12 P: 20	R: 0 H: 2 E: 0 LOB: 2 K: 0 BB: 0 S: 11 P: 13	R: 0 H: 0 E: 0 LOB: 0 K: 0 BB: 1 S: 7 P: 14	R: 0 H: 1 E: 0 LOB: 1 K: 3 BB: 0 S: 12 P: 14	R: 0 H: 0 E: 0 LOB: 1 K: 1 BB: 2 S: 9 P: 18	R: 0 H: 0 E: 0 LOB: 0 K: 1 BB: 0 S: 9 P: 10	R: 0 H: 0 E: 0 LOB: 0 K: 1 BB: 0 S: 8 P: 10	R: 1 H: 2 E: 0 LOB: 1 K: 1 BB: 0 S: 14 P: 19	R: 0 H: 0 E: 0 LOB: 0 K: 2 BB: 0 S: 8 P: 11	1B: 4 2B: 4 3B: 0 HR: 2	SF: 0 SAC: 0 DP: 2 HBP: 0		WP: 1 PB: 0 SB: 0 CS: 0	PA: 36			

	AB	33
	R	4
	H	10
	RBI	4
	BB	3
	SO	9
	LOB	11

PITCHER		IP	WLS	BF	H	R	ER	SO	BB	IBB	HBP	BLK	WP	HR	S	P	ERA	WHIP
35 Cole Hamels, L ERA: 3.54	(1, 1)	7.1	W	30	9	4	4	6	3	0	0	0	1	2	73	107	4.91	1.636
39 Brett Myers, R ERA: 6.46	(8, 1)	0.2	H	3	1	0	0	1	0	0	0	0	0	0	9	11	0.00	1.500
45 Tom Gordon, R ERA: 4.82	(9, 1)	1.0	S	3	0	0	0	2	0	0	0	0	0	0	8	11	0.00	0.000

PITCHER	IP	WLS	BF	H	R	ER	SO	BB	IBB	HBP	BLK	WP	HR	S	P	ERA	WHIP

Batter	1	2	3	4	5	6	7	8	9	AB	R	H	RBI	BB	SO	LOB
11 Jimmy Rollins, S (1, 6) OBP: 0.371, SLG: 0.608	B FA 87 B FA 88 C FA 87 X CH 79 2-1 26 FC3-6 2B		X FA 88 0-0 1-2 1B		B CH 77 B CH 77 X FA 87 2-0 ③ F7		C FA 97 C FA 97 S FA 97 0-3 ③ K			4	0	2	0	0	1	0
Aaron Rowand, R (1, 8) OBP: 0.470, SLG: 0.608	B FA 88 B CH 77 C CH 78 B FA 88 B FA 88 4-1 26 FC3-6 BB		F CH 77 S FA 89 F CH 78 B FA 90 F FA 90 B FA 89 F FA 90 X FA 90 2-2 ① ② F8-4 2-2			B FA 87 F FA 88 X CH 75 1-1 26 2B 6 HR 1B		X FA 93 0-0 ① F7		3	1	1	0	1	0	2
26 Chase Utley, L (1, 4) OBP: 0.398, SLG: 0.589	C FA 87 B CH 76 X FA 87 1-1 ① FC3-6 1-2f 2-3		1 SAFE B CH 79 C FA 88 1 SAFE F SL 79 F FA 90 C FA 89 1-3 ③ K			C FA 87 F FA 86 D CH 77 X FA 88 1-2 6 HR 1-3 2B		B FA 92 C FA 93 F SL 82 F FA 94 B CU 83 C CU 82 2-3 ② K		4	1	1	0	0	2	3
6 Ryan Howard, L (1, 3) OBP: 0.400, SLG: 0.410	F FA 89 C FA 90 F FA 92 B CH 79 B CH 81 F CH 80 F FA 91 S CH 80 2-3 ② K			B FA 87 S CH 77 S CH 78 B FA 90 S CH 79 2-3 ① K		F FA 90 X CH 78 0-1 2-H 3-H HR		B CU 78 B FA 94 S FA 94 F FA 94 B FA 94 S CU 81 3-3 ③ K		4	1	1	3	0	3	2
Pat Burrell, R (1, 7) OBP: 0.431, SLG: 0.372	S CH 79 B CH 79 1 SAFE X FA 90 1-1 ③ F8			B CH 78 B FA 88 C CH 77 B CH 77 X CH 78 3-1 ② F7		B FA 91 B SL 82 C SL 82 B FA 89 B FA 90 4-1 G5-4-3 BB			B FA 96 C FA 96 B SL 85 B SL 84 F FA 95 X FA 95 3-2 ① F8	3	0	0	0	1	0	2
Wes Helms, R (1, 5) OBP: 0.316, SLG: 0.344		B FA 87 B CH 77 B FA 87 C FA 86 C FA 87 S FA 87 3-3 ① K		C FA 88 B CH 75 S CH 78 F FA 90 B CH 77 F FA 91 F FA 90 X FA 90 2-2 2B		B SL 83 F FA 90 S FA 92 F CU 75 B FA 89 B SL 86 X SI 90 3-2 ① ② G5-4-3 1-2f			F FA 95 X SL 85 0-1 ② F7	4	0	1	0	0	1	1
28 Jayson Werth, R (1, 9) OBP: 0.361, SLG: 0.313		B CH 78 C FA 88 F FA 89 B CH 80 X CH 80 2-2 34 CS 1B		C CH 76 B CH 76 F FA 87 S CH 78 1-3 ③ K		C CU 76 F FA 91 B FA 90 X CU 78 1-2 ③ F9			C FA 97 B FA 96 X FA 96 1-1 1B	3	0	1	0	0	1	1
2 Rod Barajas, R (1, 2) OBP: 0.395, SLG: 0.441		B FA 90 B FA 88 C FA 87 1 SAFE X CH 77 2-1 ② F8			B FA 84 B FA 86 B FA 87 C FA 85 X FA 86 3-1 ① F8		C FA 96 X FA 97 0-1 ① F9		X FA 95 0-0 ③ F8	4	0	0	0	0	0	2
34 Freddy Garcia, R (1, 1) OBP: 0.375, SLG: 0.333 Geoff Geary, R (6, 1) 8 Shane Victorino, S (6, 9) OBP: 0.351, SLG: 0.316 19 Greg Dobbs, L (9, PH) OBP: 0.250, SLG: 0.310 9 Michael Bourn, L (9, PR) OBP: 0.333, SLG: 0.375		B FA 89 C FA 88 B FA 88 2-1 ③ CS 1-2	B FA 86 B FA 86 C FA 85 X FA 86 2-1 11 F8-4 1B		B FA 85 B FA 85 C FA 85 C FA 86 C FA 85 2-3 ② K		C FA 96 B FA 97 B SL 92 B FA 96 X FA 97 3-1 ② G6-3			2 0 1 1 0	0 0 0 0 0	1 0 0 1 0	0 0 0 0 0	0 0 0 0 0	1 0 0 0 0	0 0 0 0 0
Inning Stats	R: 0 E: 0 K: 1 S: 13 H: 1 LOB: 2 BB: 1 P: 23	R: 0 E: 0 K: 1 S: 9 H: 1 LOB: 0 BB: 0 P: 18	R: 0 E: 0 K: 1 S: 13 H: 2 LOB: 1 BB: 0 P: 18	R: 0 E: 0 K: 2 S: 14 H: 1 LOB: 1 BB: 0 P: 22	R: 0 E: 0 K: 1 S: 6 H: 0 LOB: 0 BB: 0 P: 13	R: 3 E: 0 K: 0 S: 15 H: 3 LOB: 0 BB: 1 P: 25	R: 0 E: 0 K: 1 S: 7 H: 0 LOB: 0 BB: 0 P: 10	R: 0 E: 0 K: 2 S: 8 H: 0 LOB: 0 BB: 0 P: 13	R: 0 E: 0 K: 0 S: 8 H: 1 LOB: 0 BB: 0 P: 12	1B: 5 2B: 4 3B: 0 HR: 1 SF: 0 SAC: 0 DP: 2 HBP: 0						

PITCHER		IP	WLS	BF	H	R	ER	SO	BB	IBB	HBP	BLK	WP	HR	S	P	ERA	WHIP
36 Chuck James, L ERA: 4.83	(1, 1)	5.0		22	8	3	3	6	1	0	0	0	0	1	62	103	5.40	1.800
54 Chad Paronto, R ERA: 2.57	(6, 1)	1.0	W	3	0	0	0	0	1	0	0	0	0	0	8	16	0.00	1.000
Tyler Yates, R ERA: 3.65	(7, 1)	1.0	H	3	0	0	0	1	0	0	0	0	0	0	7	10	0.00	0.000
51 Michael Gonzalez, L ERA: 1.59	(8, 1)	1.0	H	3	0	0	0	2	0	0	0	0	0	0	8	13	0.00	0.000
39 Rafael Soriano, R ERA: 4.05	(9, 1)	1.0	S	4	1	0	0	0	0	0	0	0	0	0	8	12	0.00	1.000

PITCHER	IP	WLS	BF	H	R	ER	SO	BB	IBB	HBP	BLK	WP	HR	S	P	ERA	WHIP

TOP

Philadelphia Phillies @ Atlanta Braves

Turner Field, Atlanta, GA

Wed May 02 2007, 7:35 PM EDT

Att. 23,647 - Cloudy - 82 F

livebaseballscorecards.com

AB	33
R	3
H	9
RBI	3
BB	2
SO	9
LOB	13

BOTTOM

Philadelphia Phillies @ Atlanta Braves

Turner Field, Atlanta, GA

Wed May 02 2007, 7:35 PM EDT

Att. 23,647 - Cloudy - 82 F

livebaseballscorecards.com

Batter	1	2	3	4	5	6	7	8	9	AB	R	H	RBI	BB	SO	LOB
2 Kelly Johnson, L (1, 4) OBP: 0.466, SLG: 0.591	B FA 84 S FA 86 C CH 78 B CU 71 X CH 80 2-2 ① G3-1		B CU 68 B CH 80 C FA 90 B CH 81 X FA 90 3-1 11 1B 10 2B 2B	C CH 84 C FA 92 B FA 91 X CH 84 1-2 ③ F8		C CU 81 B FA 94 F FA 93 B FA 92 X SL 84 2-2 ②③ F9-2 3-H				4	1	1	0	0	0	4
11 Edgar Renteria, R (1, 6) OBP: 0.403, SLG: 0.500	X CH 76 0-0 10 WP FC6-4 2B		X FA 90 0-0 10 2B 2-3 1B		C CH 81 B FA 89 C FA 90 B CH 84 X CH 85 2-2 ① G1-3		B FA 93 X FA 93 1-0 ① G4-3			4	2	2	0	0	0	0
10 Chipper Jones, S (1, 5) OBP: 0.421, SLG: 0.692	C CH 86 B FA 88 B CH 80 B CH 81 B CU 76 4-1 FC6-4 2-3 BB		F FA 90 B FA 91 1 SAFE B FA 89 F CH 83 B CU 79 1 SAFE X CH 84 3-2 1-H 3-H 2B		C CH 79 F CU 79 B FA 92 X SL 82 1-2 ② G3		C FA 94 C FA 93 S FA 92 0-3 ② K			3	0	1	2	1	1	0
Andruw Jones, R (1, 8) OBP: 0.392, SLG: 0.505	B CH 79 S FA 88 1 SAFE X CH 81 1-1 ② FC6-4 1-2f 3-H		B FA 91 B FA 90 F CH 82 S SL 80 S SL 82 2-3 ① K		B SL 83 F SL 80 B CU 79 X CH 84 2-1 ③ G3-1		C CU 81 F SL 84 B FA 93 F FA 92 X CU 82 1-2 ③ G6-3			4	0	0	1	0	1	2
Scott Thorman, L (1, 3) OBP: 0.328, SLG: 0.509	C CU 76 X CH 81 0-1 ③ G4-3		B FA 90 X CH 81 1-0 ② F8			C CH 80 F CH 87 B FA 88 F CH 78 X CU 79 1-2 HBP 7 1B 1B 1B		C CU 80 S FA 92 F FA 93 X FA 86 0-2 ① G4-3		4	1	1	0	0	0	2
7 Jeff Francoeur, R (1, 9) OBP: 0.368, SLG: 0.528		B FA 87 X CH 80 1-0 ① G5-3	X SL 82 0-0 ③ G6-3			B SL 80 1 SAFE F SL 82 B CH 83 X CH 83 2-1 1B HBP 1-2 FC5-2 1B		B FA 93 F SL 81 S FA 92 B FA 93 F FA 92 B SL 84 S FA 93 3-3 ② K		4	0	1	0	0	1	1
Jarrod Saltalamacchia, S (1, 2)		B CH 80 B CH 80 X FA 89 2-0 ② F8		B FA 88 B CH 81 S CH 81 F FA 88 F CH 84 F CU 72 B CH 81 B CU 77 4-2 36 SH3 BB		B FA 89 F CH 82 C FA 89 B FA 91 F CH 82 H FA 91 3-2 FC5-2 1B 2 1-2 2-3 F9-2 HBP		B FA 93 C CU 80 X CU 81 1-1 ③ G5-3		2	0	0	0	1	0	0
Willie Harris, L (1, 7) OBP: 0.500, SLG: 0.429		X FA 88 0-0 1B		C CH 82 F CH 81 F SL 80 B CH 84 F FA 92 F SL 83 B SL 82 S FA 92 2-3 ① K		B FA 93 B CU 80 X FA 92 2-0 FC5-2 1-2 2-3 3-H 1B				3	0	2	1	0	1	1
36 Chuck James, L (1, 1) 54 Chad Paronto, R (6, 1) Chris Woodward, R (6, PH) OBP: 0.267, SLG: 0.222 Tyler Yates, R (7, 1) 51 Michael Gonzalez, R (8, 1) 39 Rafael Soriano, R (9, 1)		X FA 88 0-0 ③ P6	B FA 89 B FA 89 X FA 90 2-0 ② SH3 1-2			B FA 92 C FA 92 X CU 81 1-1 ① FC5-2 1-2 2-3 3-Hf				1 0 1 0 0 0	0 0 0 0 0 0	0 0 0 0 0 0	0 0 0 0 0 0	0 0 0 0 0 0	0 0 3 0 0 0	1 0 0 0 0 0
Inning Stats	R: 1 H: 1 E: 0 LOB: 1 K: 0 BB: 1 S: 9 P: 16	R: 0 H: 1 E: 0 LOB: 1 K: 0 BB: 0 S: 4 P: 7	R: 2 H: 3 E: 0 LOB: 1 K: 1 BB: 0 S: 11 P: 20	R: 0 H: 0 E: 0 LOB: 1 K: 1 BB: 1 S: 14 P: 23	R: 0 H: 0 E: 0 LOB: 0 K: 0 BB: 0 S: 8 P: 13	R: 1 H: 3 E: 0 LOB: 2 K: 0 BB: 0 S: 15 P: 26	R: 0 H: 0 E: 0 LOB: 0 K: 1 BB: 0 S: 8 P: 10	R: 0 H: 0 E: 0 LOB: 0 K: 1 BB: 0 S: 10 P: 14		1B: 5 SF: 0 2B: 4 SAC: 1 3B: 0 DP: 1 HR: 0 HBP: 1				WP: 1 PA: 34 PB: 0 SB: 0 CS: 0		

PITCHER		IP	WLS	BF	H	R	ER	SO	BB	IBB	HBP	BLK	WP	HR	S	P	ERA	WHIP
34 Freddy Garcia, R ERA: 6.05	(1, 1)	5.0	L	25	7	4	4	2	2	0	1	0	1	0	55	94	7.20	1.800
Geoff Geary, R ERA: 1.8	(6, 1)	3.0		9	1	0	0	2	0	0	0	0	0	0	24	35	0.00	0.333

PITCHER	IP	WLS	BF	H	R	ER	SO	BB	IBB	HBP	BLK	WP	HR	S	P	ERA	WHIP

Batter	1	2	3	4	5	6	7	8	9	AB	R	H	RBI	BB	SO	LOB
15 Rafael Furcal, S (1, 6) OBP: 0.284, SLG: 0.256	C SL 86 X FA 95 0-1 G4-3		C FA 94 C X 0-2 F7		C FA 94 B X 1-1 9 SH1-3 1B		F FA 93 X FA 93 0-1 G4-3		C FA 97 C FA 97 B FA 98 F FA 97 F FA 97 F FA 97 X SL 85 1-2 F8	5	0	1	0	0	0	0
9 Juan Pierre, L (1, 8) OBP: 0.308, SLG: 0.323	B FA 95 F FA 95 C FS 86 F SL 89 X FS 89 1-2 G4-3		X FA 91 0-0 L6		1 SAFE X SL 90 0-0 SH1-3 1-2		B FA 93 B FA 92 B FA 92 C FA 90 F FA 89 X SL 85 3-2 1B		B FA 97 X FA 96 1-0 G4-3	4	0	1	0	0	0	0
5 Nomar Garciaparra, R (1, 3) OBP: 0.347, SLG: 0.400	S SL 88 F SL 90 B CU 80 B FA 95 X SL 89 2-2 F8			X FA 93 0-0 55 1B 1B	B F X 1-1 F9		C FA 94 1 SAFE 1 SAFE X FA 94 0-1 G1-3			4	0	1	0	0	0	2
Luis Gonzalez, L (1, 7) OBP: 0.385, SLG: 0.452		C CU 79 X FA 94 0-1 55 FC5-4 1B		C SL 88 X SL 88 0-1 55 1B 1-2 1B		F B B F B B 4-2 16 BB BB		C FA 93 B CU 80 F FA 94 X SL 84 1-2 G4-3		3	0	2	0	1	0	0
55 Russell Martin, R (1, 2) OBP: 0.400, SLG: 0.464		C FA 94 B FA 95 S FA 94 X SL 90 1-2 FC5-4 16 CI 1-2f		B SL 88 S SL 89 X CH 89 1-1 1-2 2-3 1B		C SL 88 B FA 93 X 1-1 L9		B FA 92 B FA 92 B FA 92 C FA 92 F FA 93 X FA 93 3-2 16 1B		4	0	2	0	0	0	2
16 Andre Ethier, L (1, 9) OBP: 0.326, SLG: 0.463		1 SAFE B FS 86 B FC 90 F CH 87 F FS 86 F FA 94 2-2 CI 1-2		S CH 87 F SL 87 B SL 89 B SL 91 X FS 88 2-2 F6		B FA 93 C FA 93 B FA 93 B FA 93 B FA 93 4-1 1-2 BB		B FA 93 X FA 93 1-0 1-2 1B		2	0	1	0	1	0	3
Wilson Betemit, S (1, 5) OBP: 0.297, SLG: 0.161 58 Chad Billingsley, R (6, 1) Olmedo Saenz, R (8, PH) OBP: 0.400, SLG: 0.500 Rudy Seanez, R (8, 1)		C SL 86 C SL 88 S SL 86 0-3 K		B FA 96 F SL 89 S SL 90 B SL 87 B S 3-3 K		B FA 94 S SL 87 C FA 93 F SL 88 C FA 94 1-3 K		B CU 78 S CU 81 B FA 94 C CU 81 C SL 85 2-3 K		3 0 1 0	0 0 0 0	0 0 0 0	0 0 0 0	3 0 1 0	7 0 2 0	
18 Ramon Martinez, R (1, 4) OBP: 0.229, SLG: 0.227		F SL 89 C SL 88 X CU 83 0-2 G4-3		B FA 91 F SL 82 F FA 91 X FA 91 1-2 F7		X SL 88 0-0 P4		B FA 95 X FA 94 1-0 G5-3		4	0	0	0	0	0	9
Brett Tomko, R (1, 1) Joe Beimel, L (5, 1) Wilson Valdez, R (6, 5) OBP: 0.277, SLG: 0.333 21 Marlon Anderson, L (9, PH) OBP: 0.300, SLG: 0.222			S FA 94 C FA 95 S FA 95 0-3 K		F SL 86 S CH 88 S SL 89 0-3 K		C FA 93 S CU 79 B CU 77 B FA 94 S CU 77 2-3 K		C B FA 96 F FA 96 S FA 98 1-3 K	2 0 1 1	0 0 0 0	0 0 0 0	0 0 0 0	2 0 1 1	0 0 0 0	0 0 0 0
Inning Stats	R: 0 E: 0 K: 0 S: 9 H: 0 LOB: 0 BB: 0 P: 12	R: 0 E: 1 K: 1 S: 14 H: 1 LOB: 2 BB: 0 P: 17	R: 0 E: 0 K: 1 S: 7 H: 0 LOB: 0 BB: 0 P: 7	R: 0 E: 0 K: 1 S: 14 H: 3 LOB: 3 BB: 0 P: 21	R: 0 E: 0 K: 1 S: 8 H: 1 LOB: 1 BB: 0 P: 10	R: 0 E: 0 K: 1 S: 10 H: 0 LOB: 2 BB: 2 P: 20	R: 0 E: 0 K: 1 S: 10 H: 1 LOB: 1 BB: 0 P: 15	R: 0 E: 0 K: 1 S: 11 H: 2 LOB: 2 BB: 0 P: 19	R: 0 E: 0 K: 1 S: 10 H: 0 LOB: 0 BB: 0 P: 13	1B: 8 2B: 0 3B: 0 HR: 0	SF: 0 SAC: 1 DP: 0 HBP: 0					

PITCHER		IP	WLS	BF	H	R	ER	SO	BB	IBB	HBP	BLK	WP	HR	S	P	ERA	WHIP
29 John Smoltz, R ERA: 3.35	(1, 1)	7.0	W	30	6	0	0	6	2	0	0	0	0	0	72	102	0.00	1.143
51 Michael Gonzalez, L ERA: 1.46	(8, 1)	1.0		5	2	0	0	1	0	0	0	0	0	0	11	19	0.00	2.000
39 Rafael Soriano, R ERA: 3.77	(9, 1)	1.0		3	0	0	0	1	0	0	0	0	0	0	10	13	0.00	0.000

PITCHER	IP	WLS	BF	H	R	ER	SO	BB	IBB	HBP	BLK	WP	HR	S	P	ERA	WHIP

TOP

Los Angeles Dodgers @ Atlanta Braves

Turner Field, Atlanta, GA

Fri May 04 2007, 7:35 PM EDT

Att. 38,263 - Cloudy - 71 F

livebaseballscorecards.com

AB	34
R	0
H	8
RBI	0
BB	2
SO	8
LOB	25

BOTTOM

Los Angeles Dodgers @ Atlanta Braves

Turner Field, Atlanta, GA

Fri May 04 2007, 7:35 PM EDT

Att. 38,263 - Cloudy - 71 F

livebaseballscorecards.com

Batter	1	2	3	4	5	6	7	8	9	AB	R	H	RBI	BB	SO	LOB
2 Kelly Johnson, L (1, 4) OBP: 0.472, SLG: 0.583	B FA 93 X FA 92 1-0 ① F7	C CH 84 B FA 93 B CH 83 B CH 83 X FA 92 3-1 11 CS 1B			B B B B FA 92 4-0 10 FC6-4 BB	B SL 89 B FA 95 B FA 95 C FA 95 B SL 89 4-1 BB		B FA 92 F CH 87 X CH 87 1-1 ①② G6-3 1-2f 2-3		3	0	1	0	2	0	2
11 Edgar Renteria, R (1, 6) OBP: 0.395, SLG: 0.487	C FA 93 B FA 92 X CU 83 1-1 10 BB 16 2B 1B	B FA 90 1 SAFE S SL 83 C FA 92 1-2 ③ CS 1-2	F FA 92 C CH 84 F FA 93 B FA 92 F FA 93 B X 2-2 ① G6-3		B FA 90 C FA 93 1 SAFE C FA 91 B FA 92 C FA 93 2-3 ① K	X FA 96 0-0 ② F9 2-3		X SL 84 0-0 ③ G5-3		5	1	1	0	0	1	4
10 Chipper Jones, S (1, 5) OBP: 0.423, SLG: 0.679	C FA 93 B FA 94 B FA 94 D CH 85 B FA 93 4-1 16 2B 1-2 BB	B SL 85 B FA 92 B C B 4-1 16 1B BB			X FA 91 0-0 ② FC6-4 16 BB BB 7 2B 1-2f	S SL 91 C CU 83 B FA 97 X SL 89 1-2 ③ F7				2	2	0	0	2	0	3
Andruw Jones, R (1, 8) OBP: 0.387, SLG: 0.490	C SL 83 B FA 94 X FA 93 1-1 ② F4		F FA 92 X CH 85 0-1 ② P5		B CH 84 B FA 91 B FA 94 B FA 90 4-0 16 BB 7 2B 1-2 BB		B SL 90 B SL 89 S SL 90 S SL 88 F SL 89 S SL 90 2-3 ① K			3	1	0	0	1	1	3
16 Brian McCann, L (1, 2) OBP: 0.381, SLG: 0.500	C FA 93 F CU 77 B FA 94 F SL 84 B FA 95 B FA 96 F SL 83 F FA 95 X CU 83 3-2 2B 1-H 2-H	C FA 91 X 0-1 7 FC6-4 1-2 1B			C FA 92 C FA 92 F FA 93 B FA 93 F FA 93 B FA 93 F FA 93 B SL 83 B SL 83 4-2 7 2B 1-2 2-3 BB		B FA 95 S SL 90 B CU 83 B FA 95 B FA 96 4-1 7 FC6 BB			2	0	2	2	2	0	0
7 Jeff Francoeur, R (1, 9) OBP: 0.372, SLG: 0.532	B FA 93 B CH 85 B FA 92 B FA 94 4-0 BB	X 0-0 ③ FC6-4 1-2f			X SL 83 0-0 1-3 2-H 3-H 2B		C SL 90 X SL 92 0-1 ② FC6 1-2f			3	0	1	2	1	0	3
Scott Thorman, L (1, 3) OBP: 0.308, SLG: 0.475	X CU 78 0-0 ③ F8		C FA 91 B FA 91 B CH 84 X FA 92 2-1 ① F7		C FA 89 D CU 77 F FA 89 S CU 78 1-3 ③ K		B FA 96 B FA 95 C FA 94 F CH 84 B SL 91 F FA 96 X SL 90 3-2 ③ F7			4	0	0	0	0	1	5
Willie Harris, L (1, 7) OBP: 0.500, SLG: 0.455		B FA 91 F FA 91 T CH 83 S 1-3 ① K	B FA 93 C FA 92 C FA 92 X 1-2 ② G1-3			B FA 95 T FA 95 F FA 95 B FA 96 X SL 90 2-2 11 F9 29 SH1-4 1B		F FA 93 F FA 95 X CH 86 0-2 2 G6-3 4 1B 1B		4	0	2	0	0	1	0
29 John Smoltz, R (1, 1) OBP: 0.071, SLG: 0.143 51 Michael Gonzalez, R (8, 1) 4 Pete Orr, L (8, PH) OBP: 0.300, SLG: 0.300 39 Rafael Soriano, R (9, 1)		B FA 93 S FA 92 B FA 94 F FA 92 X CH 84 2-2 ② G6-3	C FA 94 C SL 87 C SL 86 0-3 ③ K			X FA 96 0-0 ① SH1-4 1-2		X FA 93 0-0 2 G6-3 1B 1-2		2 0 1 0	0 0 0 0	0 0 1 0	0 0 0 0	0 0 0 0	1 0 0 0	0 0 0 0
Inning Stats	R: 2 E: 0 K: 0 S: 13 H: 2 LOB: 2 BB: 2 P: 27	R: 0 E: 0 K: 1 S: 10 H: 1 LOB: 0 BB: 0 P: 17	R: 0 E: 0 K: 0 S: 11 H: 1 LOB: 2 BB: 1 P: 17	R: 0 E: 0 K: 1 S: 8 H: 0 LOB: 0 BB: 0 P: 11	R: 2 E: 0 K: 2 S: 13 H: 1 LOB: 2 BB: 3 P: 28	R: 0 E: 0 K: 0 S: 9 H: 1 LOB: 2 BB: 1 P: 16	R: 0 E: 0 K: 1 S: 11 H: 0 LOB: 1 BB: 1 P: 20	R: 0 E: 0 K: 0 S: 7 H: 2 LOB: 1 BB: 0 P: 8		1B: 6 2B: 2 3B: 0 HR: 0 SF: 0 SAC: 1 DP: 1 HBP: 0					

	AB	29
	R	4
	H	8
	RBI	4
	BB	8
	SO	5
	LOB	20

PITCHER		IP	WLS	BF	H	R	ER	SO	BB	IBB	HBP	BLK	WP	HR	S	P	ERA	WHIP
Brett Tomko, R ERA: 4.4	(1, 1)	4.2	L	24	5	4	4	3	6	0	0	0	0	0	52	96	7.71	2.357
Joe Beimel, L ERA: 2.45	(5, 1)	0.1		1	0	0	0	1	0	0	0	0	0	0	3	4	0.00	0.000
58 Chad Billingsley, R ERA: 5.17	(6, 1)	2.0		9	1	0	0	1	2	0	0	0	0	0	20	36	0.00	1.500
Rudy Seanez, R ERA: 3.52	(8, 1)	1.0		4	2	0	0	0	0	0	0	0	0	0	7	8	0.00	2.000

PITCHER	IP	WLS	BF	H	R	ER	SO	BB	IBB	HBP	BLK	WP	HR	S	P	ERA	WHIP

WP: 0 PB: 0 SB: 0 CS: 1 PA: 39

Los Angeles Dodgers @ Atlanta Braves

Turner Field, Atlanta, GA

Sat May 05 2007, 7:05 PM EDT
Att. 42,786 - Cloudy - 67 F

TOP

livebaseballscorecards.com

Batter	1	2	3	4	5	6	7	8	9	AB	R	H	RBI	BB	SO	LOB
15 Rafael Furcal, S (1, 6) OBP: 0.303, SLG: 0.278	C SI 90 X FA 92 0-1 ① G1-3			X FA 90 0-0 9 1B, 5 1B 1B		B FA 91 X FA 92 1-0 9 FC2-6 1B		X FA 92 0-0 9 G6-3 1B		4	1	3	0	0	0	0
9 Juan Pierre, L (1, 8) OBP: 0.313, SLG: 0.328	B FA 91 F FA 90 X FA 92 1-1 5 G6-3 1B			B FA 91 1 SAFE X FA 92 1-0 12 F8, 5 1B, FC6-4 1-2 1B		1 SAFE X FA 90 0-0 ① FC2-6 5 E 1-2f		1 SAFE L X FS 84 0-1 ②③ G6-3 1-2f		4	1	2	0	0	0	2
5 Nomar Garciaparra, R (1, 3) OBP: 0.344, SLG: 0.395	F FA 92 1 SAFE B SL 86 B SL 86 1 SAFE X FA 93 2-1 ②③ G6-3 1-2			B SL 88 C FA 92 B FS 83 X FA 93 2-1 FC6-4 1-2 2-H 1B		1 SAFE 1 SAFE X FA 91 0-0 ② F8 1-2			F FA 95 F FA 97 X SL 88 0-2 ① P3	4	0	1	1	0	0	2
12 Jeff Kent, R (1, 4) OBP: 0.392, SLG: 0.442 Wilson Valdez, R (9, 4) OBP: 0.277, SLG: 0.333		C FA 91 X CH 80 0-1 ① F7		B CU 83 D SL 88 F FA 93 C X 2-2 ① F8 2-3		B SL 83 F FS 84 B FA 93 F FS 84 B FA 94 X FA 94 3-2 ③ G6-3			B FA 97 B FA 97 B FA 96 S FA 97 B FA 97 4-1 1B, 55 1B BB	3 0	1 0	0 0	0 0	1 0	0 0	3 0
Luis Gonzalez, L (1, 7) OBP: 0.381, SLG: 0.443 Brady Clark, R (9, PR) OBP: 0.316, SLG: 0.353 (9, 7)		B FA 90 X FA 91 1-0 ② F8		C FA 92 X SL 88 0-1 ② FC6-4 1-2f 3-H			X FA 91 0-0 ① G6-3		X FA 96 0-0 55 1B, 16 1B 1-2 1B	4 0	0 1	1 0	1 0	0 0	0 0	1 0
55 Russell Martin, R (1, 2) OBP: 0.395, SLG: 0.455		B FA 92 C FA 92 B FA 91 B SL 87 X FA 92 3-1 ③ G5-3		B 1 SAFE B FS 84 C FA 92 1 SAFE F FA 93 F FA 94 B SL 89 F FA 93 3-2 ③ G1-3			B FA 92 B FA 91 C FA 92 C FA 93 F FA 93 B FA 93 X FA 92 3-2 ② G1-3		B SL 89 C SL 86 B SL 95 B SL 90 F FA 96 X FA 96 3-2 16 1B, 18 1B 1-2 2-H 1B	4	1	1	1	0	0	1
16 Andre Ethier, L (1, 9) OBP: 0.323, SLG: 0.452			X 0-0 ① F7		X 0-0 ① F7		B FA 92 X FA 92 1-0 ③ G3-1		B FA 92 B SL 83 X FA 91 2-0 18 1B 1-3 2-H 1B	4	0	1	1	0	0	0
18 Ramon Martinez, R (1, 5) OBP: 0.231, SLG: 0.229			C FA 91 X SL 88 0-1 ② L6		F FA 92 F SL 88 F CU 78 X SL 83 0-2 ② P5			C FA 91 B SL 87 B SL 88 C FA 92 C FA 92 2-3 ① K	B FA 90 X FA 92 1-0 G5-4-3 1-2 3-H 1B	4	0	1	1	0	1	0
Derek Lowe, R (1, 1) OBP: 0.333, SLG: 0.182 Wilson Betemit, S (8, PH) OBP: 0.307, SLG: 0.228 51 Jonathan Broxton, R (8, 1) Olmedo Saenz, R (9, PH) OBP: 0.385, SLG: 0.476 Joe Beimel, L (9, 1) 44 Takashi Saito, L (9, 1)			B FA 91 F FA 91 S SL 86 B SL 83 S FA 91 2-3 ③ K		F FA 92 B FA 93 F FA 92 S CU 80 1-3 ③ K			B FA 91 X FA 91 1-0 HR	B FA 90 X FA 89 1-0 ②③ G5-4-3 1-2f	2 1 0 1 0 0 0	0 1 0 0 0 0 0	0 1 0 0 0 0 0	0 1 0 0 0 0 0	2 0 0 0 0 0 0	0 0 0 2 0 0 0	0 0 0 0 0 0 0

	AB	35
	R	6
	H	11
	RBI	6
	BB	1
	SO	3
	LOB	11

Inning Stats																				
	R: 0	H: 1	R: 0	H: 0	R: 0	H: 0	R: 2	H: 3	R: 0	H: 0	R: 0	H: 1	R: 0	H: 0	R: 1	H: 2	R: 3	H: 4	1B: 10	SF: 0	WP: 0	PA: 36
	E: 0	LOB: 0	E: 0	LOB: 0	E: 0	LOB: 0	E: 0	LOB: 1	E: 0	LOB: 0	E: 1	LOB: 1	E: 0	LOB: 0	E: 0	LOB: 0	E: 0	LOB: 2	2B: 0	SAC: 0	PB: 0	
	K: 0	BB: 0	K: 0	BB: 0	K: 1	BB: 0	K: 0	BB: 0	K: 1	BB: 0	K: 0	BB: 0	K: 0	BB: 0	K: 1	BB: 0	K: 0	BB: 1	3B: 0	DP: 2	SB: 0	
	S: 6	P: 9	S: 5	P: 9	S: 6	P: 8	S: 14	P: 22	S: 8	P: 9	S: 6	P: 10	S: 6	P: 10	S: 7	P: 10	S: 11	P: 22	HR: 1	HBP: 0	CS: 0	

PITCHER		IP	WLS	BF	H	R	ER	SO	BB	IBB	HBP	BLK	WP	HR	S	P	ERA	WHIP
15 Tim Hudson, R ERA: 1.7	(1, 1)	8.0	L	29	7	3	3	3	0	0	0	0	0	1	58	87	3.38	0.875
Tyler Yates, R ERA: 5.68	(9, 1)	0.1		4	2	3	3	0	1	0	0	0	0	0	8	15	81.00	9.000
Steve Colyer, L ERA: 4.91	(9, 1)	0.0		2	2	0	0	0	0	0	0	0	0	0	2	5	∞	∞
54 Chad Paronto, R ERA: 2.35	(9, 1)	0.2		1	0	0	0	0	0	0	0	0	0	0	1	2	0.00	0.000

PITCHER	IP	WLS	BF	H	R	ER	SO	BB	IBB	HBP	BLK	WP	HR	S	P	ERA	WHIP

BOTTOM

Los Angeles Dodgers @ Atlanta Braves

Turner Field, Atlanta, GA

Sat May 05 2007, 7:05 PM EDT

Att. 42,786 - Cloudy - 67 F

livebaseballscorecards.com

Batter	1	2	3	4	5	6	7	8	9	AB	R	H	RBI	BB	SO	LOB
2 Kelly Johnson, L (1, 4) OBP: 0.469, SLG: 0.570	B FA 90 B FA 91 X FA 91 2-0 ① F7		1 SAFE C FA 92 B FA 91 P PO 88 S SL 83 B FA 91 F FA 92 S SL 84 3-3 ② K 1-3		C FA 91 B CH 86 X FA 92 1-1 ② P6			B FA 98 B FA 97 B FA 98 B FA 98 4-0 11 1B BB	S C X SL 85 0-2 11 FC5 1B 1-2 2-H 3-H	4	0	1	2	1	1	2
11 Edgar Renteria, R (1, 6) OBP: 0.396, SLG: 0.479	B FA 91 F SI 91 C FA 90 F SI 91 B FA 92 B FA 92 X FA 92 3-2 ② F9		S FA 91 B FA 92 B FA 92 S SL 85 B SL 86 B FA 92 4-2 10 E BB		C FA 92 X FA 91 0-1 ③ G5-3			X SL 89 0-0 FC5-4 1B 1-3	C FA 94 B FA 95 X CU 78 1-1 ③ FC5 1-2 2-3f	4	0	1	0	1	0	3
10 Chipper Jones, S (1, 5) OBP: 0.418, SLG: 0.661	C CU 82 B FA 92 B CH 87 B FA 92 C FA 92 B CU 83 4-2 BB		B FA 92 C FA 92 S FA 93 B FA 92 X FA 93 3-2 E4 1-2 3-H			B CU 85 C FA 90 F FA 90 B FA 89 F FA 91 X FA 91 2-2 ① G4-3		B FA 98 C FA 99 B FA 92 S FA 98 S FA 99 2-3 ② K		3	0	0	0	1	1	3
Andruw Jones, R (1, 8) OBP: 0.375, SLG: 0.471	C FA 92 B FA 92 B SL 84 C FA 92 C FA 93 2-3 ③ K		F SL 84 B FA 92 X FA 92 1-1 ③ G5-3			B FA 91 C FA 90 B FA 90 C FA 92 X FA 92 2-2 ② G5-3		S FA 98 S FA 98 F FA 100 B FA 100 F FA 97 X FA 99 1-2 ③ FC5-4 1-2f		4	0	0	0	0	1	5
16 Brian McCann, L (1, 2) OBP: 0.376, SLG: 0.489		X FA 91 0-0 ① G6-3		B FA 89 X FA 85 1-0 7 FC5-4 1B		C FA 91 B FA 92 F FA 91 B CH 86 C FA 92 2-3 ③ K			B X 1-0 ① P6	4	0	1	0	0	1	0
7 Jeff Francoeur, R (1, 9) OBP: 0.360, SLG: 0.513		C FA 92 S FA 91 S FA 91 0-3 ② K		X FA 89 0-0 ① FC5-4 G4-6-3 1-2f			C FA 90 C FA 90 S SI 90 0-3 ① K		B FA 88 F FA 87 S FA 91 X FA 91 1-2 ② G6-3	4	0	0	0	0	2	1
Scott Thorman, L (1, 3) OBP: 0.304, SLG: 0.477		B FA 92 C FA 92 C FA 92 S CH 87 1-3 ③ K		X FA 90 0-0 ② ③ G4-6-3 1-2f			F FA 91 B FA 91 B FA 91 B FA 91 F SI 90 F SI 91 X FA 86 3-2 ② G4-3		X FA 91 0-0 23 1B 2 1B 2B	4	1	1	0	0	1	1
Willie Harris, L (1, 7) OBP: 0.533, SLG: 0.571 23 Matt Diaz, R (9, PH) OBP: 0.279, SLG: 0.407			C FA 91 B FA 91 X FA 86 1-1 2 S 10 E 1B		F C FA 91 F SL 82 B FA 91 X CU 82 1-2 2B		C SI 91 B SI 91 X FA 91 1-1 ③ G1-3		X FA 91 0-0 BB 2 1B 1B 2-3	3 1	1 1	2 1	0 0	0 0	0 0	0 0
15 Tim Hudson, R (1, 1) OBP: 0.250, SLG: 0.222 Chris Woodward, R (8, PH) OBP: 0.258, SLG: 0.214 Tyler Yates, R (9, 1) Steve Colyer, L (9, 1) 54 Chad Paronto, R (9, 1) Craig Wilson, R (9, PH) OBP: 0.300, SLG: 0.275			1 SAFE B FA 90 1 SAFE B FA 90 M FA 90 M FA 90 L FA 91 2-3 ① K		M FA 90 M FA 90 S CU 82 0-3 ① K			C FA 98 S FA 98 B FA 99 B FA 98 F FA 98 F FA 99 F SL 88 B SL 89 F FA 99 3-2 ① X FA 89 G4-3	B FA 89 S FA 89 B FA 89 B FA 88 B FA 89 4-1 11 FC5 2 1B BB 1-2	2 0 0 0 0 0 0 0	0 0 0 0 0 0 0 0	0 0 0 0 0 0 0 1	0 0 0 0 0 0 0 0	0 0 0 0 0 0 0 0	2 0 0 0 0 0 0 0	2 0 0 0 0 0 0 0
Inning Stats	R: 0 E: 0 K: 1 S: 10 H: 0 LOB: 1 BB: 1 P: 21	R: 0 E: 0 K: 2 S: 7 H: 0 LOB: 0 BB: 0 P: 8	R: 1 E: 1 K: 2 S: 17 H: 1 LOB: 2 BB: 1 P: 30	R: 0 E: 0 K: 0 S: 3 H: 1 LOB: 0 BB: 0 P: 4	R: 0 E: 0 K: 1 S: 11 H: 1 LOB: 1 BB: 0 P: 13	R: 0 E: 0 K: 1 S: 10 H: 0 LOB: 0 BB: 0 P: 16	R: 0 E: 0 K: 1 S: 9 H: 0 LOB: 0 BB: 0 P: 13	R: 0 E: 0 K: 1 S: 16 H: 1 LOB: 2 BB: 1 P: 26	R: 2 E: 0 K: 0 S: 12 H: 3 LOB: 2 BB: 1 P: 19	1B: 5 2B: 2 3B: 0 HR: 0 SF: 0 SAC: 0 DP: 1 HBP: 0						WP: 0 PB: 0 SB: 2 CS: 0 PA: 38

	AB	34
	R	3
	H	7
	RBI	2
	BB	4
	SO	9
	LOB	17

PITCHER		IP	WLS	BF	H	R	ER	SO	BB	IBB	HBP	BLK	WP	HR	S	P	ERA	WHIP
Derek Lowe, R ERA: 3.89	(1, 1)	7.0	W	26	3	1	0	8	2	0	0	0	0	0	67	105	0.00	0.714
51 Jonathan Broxton, R ERA: 1.08	(8, 1)	1.0	H	5	1	0	0	1	1	0	0	0	0	0	16	26	0.00	2.000
Joe Beimel, L ERA: 3.52	(9, 1)	0.2		5	2	2	2	0	1	0	0	0	0	0	7	13	27.00	4.500
44 Takashi Saito, R ERA: 1.8	(9, 1)	0.1	S	2	1	0	0	0	0	0	0	0	0	0	5	6	0.00	3.000

PITCHER	IP	WLS	BF	H	R	ER	SO	BB	IBB	HBP	BLK	WP	HR	S	P	ERA	WHIP

Batter	1	2	3	4	5	6	7	8	9	AB	R	H	RBI	BB	SO	LOB
15 Rafael Furcal, S (1, 6) OBP: 0.301, SLG: 0.269	C FA 92 B CH 83 B CH 82 F FA 92 C FA 94 2-3 ① K		C CH 83 B CU 79 X FA 94 1-1 ③ G1-3		B FA 92 D CH 83 B FA 92 C FA 92 F FA 93 X FA 93 3-2 ② FC6-4 1-2f 2-3		B FA 94 B CH 82 B FA 92 B FA 92 4-0 9 CS BB			3	0	0	0	1	1	2
9 Juan Pierre, L (1, 8) OBP: 0.312, SLG: 0.321	B CU 77 B FA 93 B FA 92 B FA 92 4-0 5 CS BB			C CU 76 B FA 92 C FA 92 B CH 84 S FA 94 2-3 ① K	F CH 83 1 SAFE B FA 92 F FA 93 1 SAFE B CU 76 X CU 77 2-2 ③ F7		1 SAFE P 1-0 ③ CS 1-2	B FA 96 X FA 94 1-0 ① P5		3	0	0	0	1	1	2
5 Nomar Garciaparra, R (1, 3) OBP: 0.333, SLG: 0.381	B SL 87 1 SAFE S SL 88 S SL 88 S SL 88 1-3 ②③ K 1-2			X SL 88 0-0 ② G6-3		B SL 85 B CU 74 C FA 92 F SL 86 X SL 86 2-2 ① G5-3		B SL 83 B SL 84 S FA 95 X FA 96 2-1 ② G4-3		4	0	0	0	0	1	1
12 Jeff Kent, R (1, 4) OBP: 0.379, SLG: 0.426		F X FA 93 0-1 ① F7		C SL 86 B CU 77 B FA 94 T FA 93 S SL 88 2-3 ③ K		X FA 94 0-0 ② F9		B FA 95 F FA 95 B FA 95 F FA 95 F SL 84 F FA 96 X FA 96 2-2 ③ F7		4	0	0	0	0	1	0
Luis Gonzalez, L (1, 7) OBP: 0.385, SLG: 0.446		B FA 93 F FA 93 X CH 84 1-1 16 E 1B			C SL 90 X SL 90 0-1 ① P3	B FA 93 C FA 93 B SL 88 X CU 78 2-1 ③ F8			B FA 93 C FA 91 F CU 82 B FA 95 X SL 83 2-2 1B	4	0	2	0	0	0	0
28 Andy LaRoche, R (1, 5) OBP: 0.250, SLG: 0.500		B FA 92 S FA 93 C SL 87 X SL 89 1-2 ② F9			X 0-0 16 1B 2B		B FA 92 F FA 91 X SL 87 1-1 ① L7		B FA 93 B FA 93 X FA 94 2-0 ① P4	4	1	1	0	0	0	2
16 Andre Ethier, L (1, 9) OBP: 0.323, SLG: 0.448 55 Russell Martin, R (9, PH) OBP: 0.392, SLG: 0.451		1 SAFE C FA 93 B CH 84 F CH 82 B FA 93 B FA 93 S FA 94 3-3 ③ K 1-2			F F CH 80 X CU 77 0-2 1B 2-H 1B		B CH 81 C CH 81 C FA 91 B FA 93 F FA 93 X CH 83 2-2 ② G1-3		C CU 80 B FA 95 F CU 81 S FA 96 1-3 ② K	3 1	1 0	1 0	1 0	0 0	1 1	1 1
Mike Lieberthal, R (1, 2) OBP: 0.222, SLG: 0.222			B FA 94 B FA 93 X FA 93 2-0 ① F8		C FA 92 S SL 87 B SL 88 B FA 94 D SL 86 X FA 94 3-2 15 FC6-4 52 E 1B 2-H		C FA 92 B CU 77 X SL 86 1-1 HR 1B		B CU 82 X FA 93 1-0 ③ P3	4	1	2	1	0	0	1
52 Randy Wolf, L (1, 1) OBP: 0.353, SLG: 0.308 Rudy Seanez, R (6, 1) Wilson Betemit, S (7, PH) OBP: 0.316, SLG: 0.293 41 Chin-hui Tsao, R (7, 1) 58 Chad Billingsley, R (7, 1)			C FA 94 C CU 77 S CH 83 0-3 ② K		1 SAFE X FA 91 0-0 FC1 15 FC6-4 1-2		B FA 92 C CH 81 D CH 82 C FA 92 X CU 76 2-2 HR 1-H			2 0 1 0 0	0 0 1 0 0	0 0 1 0 0	0 0 2 0 0	0 0 0 0 0	1 0 0 0 0	1 0 0 0 0
Inning Stats	R: 0 E: 0 K: 2 S: 6 H: 0 LOB: 0 BB: 1 P: 13	R: 0 E: 1 K: 1 S: 10 H: 1 LOB: 1 BB: 0 P: 15	R: 0 E: 0 K: 1 S: 6 H: 0 LOB: 0 BB: 0 P: 9	R: 0 E: 0 K: 2 S: 7 H: 0 LOB: 0 BB: 0 P: 11	R: 2 E: 1 K: 0 S: 16 H: 3 LOB: 2 BB: 0 P: 24	R: 0 E: 0 K: 0 S: 6 H: 0 LOB: 0 BB: 0 P: 10	R: 2 E: 0 K: 0 S: 12 H: 2 LOB: 0 BB: 1 P: 22	R: 0 E: 0 K: 0 S: 8 H: 0 LOB: 0 BB: 0 P: 13	R: 0 E: 0 K: 1 S: 8 H: 1 LOB: 1 BB: 0 P: 14	1B: 5 2B: 1 3B: 0 HR: 1 SF: 0 SAC: 0 DP: 0 HBP: 0						

PITCHER		IP	WLS	BF	H	R	ER	SO	BB	IBB	HBP	BLK	WP	HR	S	P	ERA	WHIP
26 Kyle Davies, R ERA: 6.41	(1, 1)	6.2		28	6	4	4	6	2	0	0	0	0	1	62	103	5.40	1.200
54 Chad Paronto, R ERA: 2.25	(7, 1)	0.1	W	0	0	0	0	0	0	0	0	0	0	0	1	1	0.00	0.000
39 Rafael Soriano, R ERA: 3.52	(8, 1)	1.0	H	3	0	0	0	0	0	0	0	0	0	0	8	13	0.00	0.000
51 Michael Gonzalez, L ERA: 1.35	(9, 1)	1.0	S	4	1	0	0	1	0	0	0	0	0	0	8	14	0.00	1.000

PITCHER	IP	WLS	BF	H	R	ER	SO	BB	IBB	HBP	BLK	WP	HR	S	P	ERA	WHIP

TOP

Los Angeles Dodgers @ Atlanta Braves

Turner Field, Atlanta, GA

Sun May 06 2007, 1:05 PM EDT
Att. 35,350 - Cloudy - 74 F

livebaseballscorecards.com

AB	33
R	4
H	7
RBI	4
BB	2
SO	7
LOB	11

PA: 36

Los Angeles Dodgers @ Atlanta Braves

Turner Field, Atlanta, GA

Sun May 06 2007, 1:05 PM EDT

Att. 35,350 - Cloudy - 74 F

livebaseballscorecards.com

BOTTOM

Batter	1	2	3	4	5	6	7	8	9	AB	R	H	RBI	BB	SO	LOB
2 Kelly Johnson, L (1, 4) OBP: 0.459, SLG: 0.562	C FA 88 X CU 79 0-1 ① G3-1	B CU 79 B CU 81 B FA 90 C FA 88 S FA 90 S FA 91 3-3 ③ K			B FA 88 C FA 89 X CU 65 1-1 ① F9		F FF 95 B SL 86 F SL 86 B FF 94 X 2-2 11 2B 1-3 2B	B FA 95 B SL 90 F FA 95 F FA 94 S CU 82 2-3 ① K		5	1	1	0	0	2	0
11 Edgar Renteria, R (1, 6) OBP: 0.396, SLG: 0.484	F FA 88 F FA 90 F FA 90 B CU 82 X FA 90 1-2 7 BB 23 1B 1B	S FA 88 B CU 67 B FA 89 F CH 79 F FA 91 B FA 91 S 3-3 ① K			B CH 78 S CH 76 C FA 91 F FA 91 B FA 92 X 2-2 ② F9		B F S X 1-2 1B 2-H 3-H 2B	B FA 96 C FA 97 S SL 87 S FA 97 1-3 ② K		5	2	2	2	0	2	0
7 Jeff Francoeur, R (1, 9) OBP: 0.362, SLG: 0.504	B FA 89 B FA 90 B FA 91 D FA 90 4-0 BB 23 1B 1-2 BB	F CU 78 X FA 91 0-1 23 HBP 1B			B FA 91 B CH 80 S CH 80 F FA 91 X FA 91 2-2 ③ G4-3		S FF 94 S FF 96 F FF 97 F SL 88 X FF 97 0-2 ① P2	B FA 95 B FA 96 B FA 96 X 3-0 E4 BB		4	0	1	0	1	0	1
Andruw Jones, R (1, 8) OBP: 0.376, SLG: 0.457	C FA 90 S CU 70 B FA 90 B CU 70 F FA 91 S 2-3 ② K	S CH 79 C FA 91 S FA 91 0-3 ② K				S FA 89 B FA 90 B FA 91 X FA 90 2-1 ① L5	B FF 96 B FF 96 C SL 87 C SL 87 B FF 97 B SL 89 4-2 1B 1B BB	F FA 96 B FA 96 S FA 96 B FA 95 B CU 82 F FA 94 B FA 95 4-2 1-2 BB		3	1	0	0	2	2	3
23 Matt Diaz, R (1, 7) OBP: 0.313, SLG: 0.426 10 Chipper Jones, S (7, PH) OBP: 0.415, SLG: 0.655 39 Rafael Soriano, R (8, 1) 4 Pete Orr, L (8, PH) OBP: 0.273, SLG: 0.273 51 Michael Gonzalez, R (9, 1)	C CU 69 C FA 90 F FA 89 B FA 89 X FA 90 1-2 BB 1-2 2-H 1B	H SL 81 1-0 1-2 HBP				B FA 90 F CH 80 B FA 88 F CU 79 B FA 92 F FA 91 X 3-2 1B 1B 1B	C SL 87 B FF 95 B FF 96 C SL 87 F SL 87 S FF 96 2-3 ② K	S FA 95 S FA 95 S FA 95 0-3 ③ K		2 1 0 1 0	0 0 0 0 0	2 0 0 0 0	1 0 0 0 0	0 0 0 0 0	0 1 0 1 0	0 2 0 2 0
Craig Wilson, R (1, 3) OBP: 0.317, SLG: 0.283 Scott Thorman, L (7, PH) OBP: 0.314, SLG: 0.485 (8, 3)	B FA 90 B CH 80 B CH 80 B FA 89 4-0 BB 1-2 2-3	C CU 68 F FA 88 C FA 91 0-3 ③ K				X FA 88 0-0 1B 1-2 1B	S SL 86 B SL 86 X SL 86 1-1 1B 1B 1-3 2-H 1B			2 1	0 1	1 1	0 1	1 0	1 0	2 0
Jarrod Saltalamacchia, S (1, 2) OBP: 0.500, SLG: 0.333	F CU 80 B FA 92 B FA 93 F C 2-3 ③ K			F B C B X 2-2 ① F8		B CU 66 X FA 90 1-0 G6-3 1-2 2-3 1B	X 0-0 1B 1-3 3-H 1B			4	0	2	1	0	1	3
Chris Woodward, R (1, 5) OBP: 0.257, SLG: 0.219		C FA 88 B CU 78 C FA 90 X CU 79 1-2 ① F7		S CH 78 B FA 91 B FA 91 S F F X 2-2 ② G5-3		S SL 82 D SL 82 S SL 82 X SL 85 1-2 ② G6-3 ③ 1-2f	C SL 89 X CU 81 0-1 1-2 1B 3-H			4	0	1	1	0	0	3
26 Kyle Davies, R (1, 1) 54 Chad Paronto, R (7, 1) Willie Harris, L (7, PH) OBP: 0.529, SLG: 0.533 (8, 7)		C FA 89 B FA 90 B FA 90 S FA 90 B FA 91 S FA 91 3-3 ② K		B FA 90 F FA 90 S CH 79 C CH 80 1-3 ③ K			2 2B 1 1B BB G4-3			2 0 1	0 0 1	0 0 0	0 0 1	0 0 0	2 0 1	0 0 2
Inning Stats	R: 1 H: 2 E: 0 LOB: 3 K: 2 BB: 2 S: 17 P: 31	R: 0 H: 0 E: 0 LOB: 0 K: 2 BB: 0 S: 9 P: 16	R: 0 H: 1 E: 0 LOB: 2 K: 3 BB: 0 S: 12 P: 16	R: 0 H: 0 E: 0 LOB: 0 K: 1 BB: 0 S: 11 P: 16	R: 0 H: 0 E: 0 LOB: 0 K: 0 BB: 0 S: 9 P: 14	R: 0 H: 3 E: 0 LOB: 2 K: 0 BB: 0 S: 11 P: 18	R: 5 H: 5 E: 0 LOB: 2 K: 1 BB: 2 S: 31 P: 46	R: 0 H: 0 E: 1 LOB: 2 K: 3 BB: 1 S: 13 P: 23		1B: 9 SF: 0 2B: 2 SAC: 0 3B: 0 DP: 1 HR: 0 HBP: 1				WP: 0 PA: 41 PB: 0 SB: 0 CS: 0		

	AB	35
	R	6
	H	11
	RBI	6
	BB	5
	SO	12
	LOB	18

PITCHER		IP	WLS	BF	H	R	ER	SO	BB	IBB	HBP	BLK	WP	HR	S	P	ERA	WHIP
52 Randy Wolf, L ERA: 4.61	(1, 1)	5.1		25	6	1	1	8	2	0	1	0	0	0	66	107	1.69	1.500
Rudy Seanez, R ERA: 3.38	(6, 1)	0.2	H	1	0	0	0	0	0	0	0	0	0	0	3	4	0.00	0.000
41 Chin-hui Tsao, R ERA: 3.97	(7, 1)	0.2	L	7	3	5	5	1	2	0	0	0	0	0	24	38	67.50	7.500
58 Chad Billingsley, R ERA: 4.76	(7, 1)	1.1		8	2	0	0	3	1	0	0	0	0	0	20	31	0.00	2.250

PITCHER	IP	WLS	BF	H	R	ER	SO	BB	IBB	HBP	BLK	WP	HR	S	P	ERA	WHIP

San Diego Padres @ Atlanta Braves

Turner Field, Atlanta, GA

Mon May 07 2007, 7:05 PM EDT

Att. 19,189 - Clear - 73 F

TOP

livebaseballscorecards.com

Batter	1	2	3	4	5	6	7	8	9	AB	R	H	RBI	BB	SO	LOB
22 Marcus Giles, R (1, 4) OBP: 0.373, SLG: 0.438	B CH 78 C FA 89 F FA 90 B CH 79 S FA 91 2-3 K ①		B FA 87 F FA 88 D FA 90 F CH 78 B FA 91 X FA 90 3-2 F9 ①	C SL 82 B SL 82 F SL 82 X SL 80 1-2 FC6-4 ③ 1-2f		X FA 91 0-0 BB 1-3 1B		B CU 74 B CU 74 X FA 90 2-0 G5-3 ②		5	0	1	0	0	1	4
24 Brian Giles, L (1, 9) OBP: 0.357, SLG: 0.359	F FA 92 B FA 91 X FA 90 1-1 F7 ②		C CH 78 B FA 91 B FA 90 F CH 80 D CH 80 C FA 88 3-3 K ②		B FA 90 X CH 81 1-0 23 BB 28 E 1B	I IN 73 I IN 76 I IN 77 I IN 75 4-0 BB IBB		C FA 91 B CU 75 B FA 90 F FA 88 B FA 92 X FA 87 3-2 S 1B		4	1	2	0	1	1	1
José Cruz Jr., S (1, 7) OBP: 0.394, SLG: 0.583	C FA 90 S CH 81 B CH 81 S CH 81 1-3 K ③		B FA 89 F FA 88 X FA 89 1-1 F9 ③		F FA 91 X CH 84 0-1 F8 ①	C FA 88 B CH 90 F SL 85 B FA 91 F CH 83 B FA 91 F FA 91 F FA 92 D SL 86 4-2 BB 1-2 2-3 3-H		S FA 87 1 SAFE B FA 89 B FA 88 B FA 87 C FA 88 X FA 89 3-2 F7 ③ 1-2		4	0	0	1	1	1	3
23 Adrián González, L (1, 3) OBP: 0.365, SLG: 0.557		B FA 88 X FA 89 1-0 HR		B FA 89 B FA 90 C FA 88 B FA 89 F FA 88 B FA 88 4-2 1B 28 1B 5 SF9 BB	C FA 92 B FA 92 B SL 81 B CH 84 B FA 91 4-1 28 FC3-6 BB 1-2	B SI 90 B FA 90 X FA 90 2-0 F8 ③			X FA 96 0-0 2B	3	2	2	1	2	0	3
28 Josh Bard, S (1, 2) OBP: 0.308, SLG: 0.350		B FA 89 B CH 79 C FA 89 C FA 90 B CH 80 F FA 90 F FA 90 F FA 90 X CH 80 3-2 F8 ①		B FA 89 B FA 88 F FA 88 B FA 88 X CH 78 3-1 5 SF9 1B 1-2 1B	X CH 84 0-0 FC3-6 ② 1-2f 2-H		B FA 88 C FA 88 B SI 89 B FA 89 C FA 89 B FA 88 4-2 3 G3-6-1 BB		B FA 95 S SL 90 X FA 96 1-1 G5-3 ①	4	0	1	0	1	0	2
3 Khalil Greene, R (1, 6) OBP: 0.287, SLG: 0.476		C CH 79 C FA 89 X FA 90 0-2 P4 ②		B FA 88 X FA 87 1-0 F9 ①	B SL 82 B SL 83 B FA 90 C CH 88 S FA 89 X FA 90 3-2 P3 ③		C FA 88 B CU 74 F CU 74 X FA 91 1-2 G3-6-1 ①② 1-2f		B FA 96 B FA 97 S SL 89 F SL 90 X SL 89 2-2 F8 ②	5	0	0	0	0	0	5
Mike Cameron, R (1, 8) OBP: 0.280, SLG: 0.266		B FA 88 S CH 80 F FA 90 F FA 92 B CH 81 B CH 81 B 4-2 BB		C CH 78 C FA 89 D CH 77 F CH 80 X FA 89 1-2 32 BB 1B 1-2 2-3		B FA 89 B FA 89 B FA 89 C FA 91 F CH 89 S FA 91 3-3 K ① B SL 75 B FA 90 S FA 89 X FA 92 2-1 5 S 1B			B SL 88 S SL 88 S FA 97 B FA 96 B SL 88 S SL 89 3-3 K ③	4	0	2	0	1	2	1
5 Kevin Kouzmanoff, R (1, 5) OBP: 0.172, SLG: 0.193		1 SAFE B FA 89 S CH 79 1 SAFE F CH 80 1 SAFE X FA 90 1-2 F9 ③		S FA 90 B FA 91 S CH 78 F CH 78 B FA 90 B FA 90 F CH 79 X FA 90 3-2 SF9 ② 2-3 3-H		B FA 92 F SL 84 X SI 90 1-1 G4-3 ② 1 SAFE 1 SAFE B SI 89 1 SAFE B FA 88 F FA 90 X FA 89 2-1 G6-3 ③ 1-2				3	0	0	1	0	0	2
32 Chris Young, R (1, 1) OBP: 0.353, SLG: 0.083 21 Heath Bell, R (7, 1) 8 Terrmel Sledge, L (8, PH) OBP: 0.388, SLG: 0.444 Scott Linebrink, R (8, 1) Trevor Hoffman, R (9, 1)			B FA 86 B FA 86 B FA 87 C FA 85 C FA 86 F FA 86 B FA 88 4-2 BB	S FA 90 B FA 90 B FA 89 B FA 89 F FA 89 F FA 89 F FA 88 F FA 88 B FA 88 4-2 22 FC6-4 BB 1-2		H FA 93 1-0 22 1B BB HBP		B CH 86 X FA 87 1-0 P5 ①		0 0 1 0 0	1 0 0 0 0	0 0 0 0 0	0 0 0 0 0	2 0 0 0 0	0 0 0 0 0	0 0 0 0 0

Inning Stats	1	2	3	4	5	6	7	8	9
	R: 0 E: 0 K: 2 S: 8	H: 0 LOB: 0 BB: 0 P: 12	R: 1 E: 0 K: 0 S: 16	H: 1 LOB: 1 BB: 1 P: 25	R: 0 E: 0 K: 1 S: 11	H: 0 LOB: 1 BB: 1 P: 22	R: 1 E: 0 K: 0 S: 22	H: 2 LOB: 3 BB: 2 P: 39	R: 1 E: 1 K: 0 S: 8	H: 1 LOB: 1 BB: 1 P: 16
	R: 1 E: 0 K: 1 S: 12	H: 1 LOB: 3 BB: 2 P: 27	R: 0 E: 0 K: 0 S: 9	H: 1 LOB: 1 BB: 1 P: 18	R: 0 E: 0 K: 0 S: 8	H: 1 LOB: 1 BB: 0 P: 17	R: 0 E: 0 K: 1 S: 9	H: 1 LOB: 1 BB: 0 P: 15	1B: 6 2B: 1 3B: 0 HR: 1	SF: 1 SAC: 0 DP: 1 HBP: 1	WP: 0 PB: 0 SB: 2 CS: 0	PA: 43

PITCHER		IP	WLS	BF	H	R	ER	SO	BB	IBB	HBP	BLK	WP	HR	S	P	ERA	WHIP
36 Chuck James, L ERA: 4.84	(1, 1)	3.2	L	18	3	2	2	3	4	0	0	0	0	1	54	94	4.91	1.909
Oscar Villarreal, R ERA: 4.2	(4, 1)	1.1		6	1	1	0	0	1	0	0	0	0	0	11	20	0.00	1.500
54 Chad Paronto, R ERA: 3.0	(6, 1)	1.0		7	1	1	1	1	1	1	1	0	0	0	12	27	9.00	2.000
58 Peter Moylan, R ERA: 2.51	(7, 1)	2.0		8	2	0	0	0	1	0	0	0	0	0	17	35	0.00	1.500
Tyler Yates, R ERA: 5.27	(9, 1)	1.0		4	1	0	0	1	0	0	0	0	0	0	9	15	0.00	1.000

PITCHER	IP	WLS	BF	H	R	ER	SO	BB	IBB	HBP	BLK	WP	HR	S	P	ERA	WHIP

San Diego Padres @ Atlanta Braves

Turner Field, Atlanta, GA

Mon May 07 2007, 7:05 PM EDT

Att. 19,189 - Clear - 73 F

livebaseballscorecards.com

BOTTOM

Batter	1	2	3	4	5	6	7	8	9	AB	R	H	RBI	BB	SO	LOB
2 Kelly Johnson, L (1, 4) OBP: 0.445, SLG: 0.541	C FA 88 C FA 89 B FA 90 B FA 90 S FA 90 2-3 ① **K**		C FA 90 S FA 92 F FA 92 F FA 91 C CU 72 0-3 ③ **K**		F FA 91 F FA 91 F FA 92 D SL 81 F FA 92 F FA 91 B SL 81 X FA 91 2-2 ③ **F7**			X FA 95 0-0 ② **G6-3**		4	0	0	0	0	2	2
Willie Harris, L (1, 7) OBP: 0.524, SLG: 0.500	X FA 88 0-0 ② **G4-3**			C FA 88 C FA 90 F FA 92 B SL 80 F FA 92 F FA 82 B FA 91 B FA 92 S FA 86 3-3 ① **K**		B FA 90 B FA 90 B FA 89 B FC 89 4-0 **10 S BB**		B FA 93 C CH 82 B CH 82 X FA 93 2-1 **1B**		3	0	1	0	1	1	0
10 Chipper Jones, S (1, 5) OBP: 0.403, SLG: 0.632	B FA 90 B FA 90 B FA 89 C FA 91 S FA 92 C FA 92 3-3 ③ **K**			S FA 92 B CU 72 S FA 93 B CU 74 F FA 92 X FA 92 2-2 ② **L6**		C FA 91 B FA 91 F FA 91 X FA 93 1-2 ① **G1-3** **1-2**		B CH 82 X FA 93 1-0 ③ **F8**		4	0	0	0	0	1	2
Andruw Jones, R (1, 8) OBP: 0.365, SLG: 0.440		B FC 89 F FA 91 C SL 80 X SL 82 1-2 ① **G6-3**		C SL 80 B FA 91 F FA 92 B FA 92 X SL 80 2-2 ③ **G3-1**		S SL 80 X SL 81 0-1 ② **G5-3**			B SL 81 X SL 84 1-0 ① **G6-3**	4	0	0	0	0	0	1
16 Brian McCann, L (1, 2) OBP: 0.371, SLG: 0.473		B FA 89 X FA 90 1-0 ② **P4**			B FA 89 C FA 90 B FA 91 F FA 91 B FA 91 F FA 91 B FA 92 4-2 BLK 7 HBP G4-3 **BB**	C FC 91 F FC 92 B FA 92 X FA 92 1-2 ③ **F9**			F FA 84 B CH 75 X FA 85 1-1 ② **F7**	3	1	0	0	1	0	1
7 Jeff Francoeur, R (1, 9) OBP: 0.358, SLG: 0.492		B FA 91 B SL 78 B FA 90 C FA 90 S FA 91 T FA 92 3-2 ③ **K**			S SL 80 F SL 81 B FA 90 1 SAFE H FA 89 2-2 G4-3 BLK 3B **1-2** **HBP**		B FA 96 X CU 83 1-0 ① **G6-3**		B FC 85 F SL 86 B SL 86 F FA 84 S CH 74 2-3 ③ **K**	3	1	0	0	0	2	0
Scott Thorman, L (1, 3) OBP: 0.301, SLG: 0.464			C FA 88 F FA 91 B FA 91 S SL 80 1-3 ① **K**		B FA 90 F FA 90 X FA 90 1-1 ① **G4-3** **1-3** **2-H**	B FA 96 X CU 82 1-0 ② **G6-3**				3	0	0	1	0	1	1
Chris Woodward, R (1, 6) OBP: 0.289, SLG: 0.314			F FA 89 B FA 90 B FA 91 F FA 90 X SL 80 2-2 **36 S 1B**		X SL 79 0-0 **3B** **3-H**	B SL 85 C CU 82 S FA 95 T FA 95 1-2 ③ **K**				3	0	2	1	0	1	0
36 Chuck James, L (1, 1) Oscar Villarreal, L (4, 1) 4 Pete Orr, L (5, PH) OBP: 0.250, SLG: 0.250 54 Chad Paronto, R (6, 1) 58 Peter Moylan, R (7, 1) 23 Matt Diaz, R (8, PH) OBP: 0.308, SLG: 0.419 Tyler Yates, R (9, 1)			B FA 89 B FA 89 C FA 89 C FA 90 S FA 90 2-3 ② **K** **1-2**		C FA 90 S SL 79 B SL 79 S FA 92 1-3 ② **K**			X FA 94 0-0 ① **F8**		1 0 1 0 0 0 1	0 0 0 0 0 0 0	0 0 0 0 0 0 0	0 0 0 0 0 0 0	1 0 1 0 0 0 0	1 0 1 0 0 0 0
Inning Stats	R: 0 E: 0 K: 2 S: 7 H: 0 LOB: 0 BB: 0 P: 12	R: 0 E: 0 K: 1 S: 7 H: 0 LOB: 0 BB: 0 P: 12	R: 0 E: 0 K: 3 S: 14 H: 1 LOB: 1 BB: 0 P: 19	R: 0 E: 0 K: 1 S: 13 H: 0 LOB: 0 BB: 0 P: 20	R: 2 E: 0 K: 1 S: 17 H: 1 LOB: 1 BB: 1 P: 27	R: 0 E: 0 K: 0 S: 8 H: 0 LOB: 1 BB: 1 P: 14	R: 0 E: 0 K: 1 S: 5 H: 0 LOB: 0 BB: 0 P: 8	R: 0 E: 0 K: 0 S: 5 H: 1 LOB: 1 BB: 0 P: 8	R: 0 E: 0 K: 1 S: 6 H: 0 LOB: 0 BB: 0 P: 10	1B: 2 2B: 0 3B: 1 HR: 0	SF: 0 SAC: 0 DP: 0 HBP: 1			WP: 0 PB: 0 SB: 2 CS: 0	PA: 33		

	AB	R	H	RBI	BB	SO	LOB
AB	**30**						
R	**2**						
H	**3**						
RBI	**2**						
BB	**2**						
SO	**10**						
LOB	**9**						

PITCHER		IP	WLS	BF	H	R	ER	SO	BB	IBB	HBP	BLK	WP	HR	S	P	ERA	WHIP
32 Chris Young, R ERA: 3.29	(1, 1)	6.0	W	23	2	2	2	8	2	0	1	1	0	0	66	104	3.00	0.667
21 Heath Bell, R ERA: 0.44	(7, 1)	1.0	H	3	0	0	0	1	0	0	0	0	0	0	5	8	0.00	0.000
Scott Linebrink, R ERA: 3.24	(8, 1)	1.0	H	4	1	0	0	0	0	0	0	0	0	0	5	8	0.00	1.000
Trevor Hoffman, R ERA: 4.26	(9, 1)	1.0	S	3	0	0	0	1	0	0	0	0	0	0	6	10	0.00	0.000

PITCHER	IP	WLS	BF	H	R	ER	SO	BB	IBB	HBP	BLK	WP	HR	S	P	ERA	WHIP

Batter	1	2	3	4	5	6	7	8	9	AB	R	H	RBI	BB	SO	LOB
22 Marcus Giles, R (1, 4) OBP: 0.362, SLG: 0.424	B FA 89 B FA 90 B FA 90 C FA 88 X FA 91 3-1 ① F9		B FA 91 B FA 90 C CH 89 B CH 88 F FA 91 X FA 93 3-2 E4 24 BB		C FA 92 S CH 90 S FA 95 0-3 ② K			B CU 79 F FA 93 X CU 82 1-1 ② P4		4	0	0	0	0	1	0
24 Brian Giles, L (1, 9) OBP: 0.361, SLG: 0.359	C FA 91 B CH 82 C FA 91 X CH 84 1-2 ② G4-3		1 SAFE B CH 81 B FA 88 1 SAFE B FA 87 C FA 91 B FA 91 4-1 1-2 BB		B FA 90 B FA 90 F FA 88 X FA 88 2-1 ③ F9			F FA 94 B FA 95 C CU 82 B FA 95 B CU 82 F CU 78 X CU 81 3-2 1B		3	0	1	0	1	0	0
23 Adrián González, L (1, 3) OBP: 0.355, SLG: 0.541	B CH 81 B CH 89 X FA 90 2-0 ③ G6-3		S FA 89 B FA 93 F FA 90 X CH 80 1-2 ③ F7			F S CH 82 S FA 94 0-3 ① K		C FA 95 B FA 95 X CU 80 1-1 ③ F8		4	0	0	0	0	1	3
28 Josh Bard, S (1, 2) OBP: 0.290, SLG: 0.328		B FA 89 B FA 90 C FA 89 F CH 89 X FA 89 2-2 ① F8		X FA 89 0-0 ① G3		C FA 90 B CH 82 X CH 80 1-1 ② G4-3			X 0-0 ① G3	4	0	0	0	0	0	0
3 Khalil Greene, R (1, 6) OBP: 0.279, SLG: 0.461		C FA 93 F CU 77 S FA 96 0-3 ② K		B CU 76 B FA 92 X FA 92 2-0 ② F9		X SL 78 0-0 ③ F8			B FA 96 B SL 84 C SL 82 S SL 83 S FA 96 2-3 ② K	4	0	0	0	0	2	0
Russell Branyan, L (1, 5) OBP: 0.436, SLG: 0.448		S CH 83 B FA 92 B CH 82 F FA 90 F CH 83 S FA 94 2-3 ③ K		C CH 82 B CH 84 B FA 90 C FA 90 F CH 82 B FA 93 F FA 91 B FA 87 4-2 BB			X FA 97 0-0 ① P3		B FA 96 C FA 96 F FA 96 B C FA 98 2-3 ③ K	3	0	0	0	1	2	0
Mike Cameron, R (1, 8) OBP: 0.281, SLG: 0.290			B CU 78 C FA 92 B SL 80 F FA 92 B CH 82 X FA 90 3-2 HR	F FA 92 B FA 94 F FA 92 C FA 93 1-3 ③ K			X FA 96 0-0 ② F8			3	1	1	1	0	1	1
8 Terrmel Sledge, L (1, 7) OBP: 0.386, SLG: 0.491			C CH 81 B FA 91 B FA 90 B CH 86 F CH 87 S FA 92 3-3 ① K		B FA 88 F CH 88 F FA 88 B CH 81 F FA 92 B FA 89 F FA 90 X FA 90 3-2 HR		C FA 96 B FA 97 X FA 97 1-1 ③ F9			3	1	1	1	0	1	0
Justin Germano, R (1, 1) 26 Doug Brocail, L (7, 1) José Cruz Jr., S (8, PH) OBP: 0.389, SLG: 0.576 21 Heath Bell, R (8, 1) 41 Kevin Cameron, R (8, 1)			C FA 91 F FA 94 C FA 95 0-3 ② K		B FA 90 C FA 90 F FA 91 X FA 93 1-2 ① L1			B B C CU 80 C CH 80 F FA 94 X CU 82 2-2 ① F7		2 0 1 0 0	0 0 0 0 0	0 0 0 0 0	0 0 0 0 0	1 0 0 0 0	0 0 0 0 0	0 0 0 0 0
Inning Stats	R: 0 E: 0 K: 0 S: 6 H: 0 LOB: 0 BB: 0 P: 12	R: 0 E: 0 K: 2 S: 10 H: 0 LOB: 0 BB: 0 P: 14	R: 1 E: 1 K: 2 S: 16 H: 1 LOB: 2 BB: 1 P: 30	R: 0 E: 0 K: 1 S: 9 H: 0 LOB: 1 BB: 1 P: 16	R: 1 E: 0 K: 1 S: 13 H: 1 LOB: 0 BB: 0 P: 19	R: 0 E: 0 K: 1 S: 6 H: 0 LOB: 0 BB: 0 P: 7	R: 0 E: 0 K: 0 S: 4 H: 0 LOB: 0 BB: 0 P: 5	R: 0 E: 0 K: 0 S: 12 H: 1 LOB: 1 BB: 0 P: 19	R: 0 E: 0 K: 2 S: 7 H: 0 LOB: 0 BB: 0 P: 11	1B: 1 2B: 0 3B: 0 HR: 2 SF: 0 SAC: 0 DP: 0 HBP: 0						

PITCHER		IP	WLS	BF	H	R	ER	SO	BB	IBB	HBP	BLK	WP	HR	S	P	ERA	WHIP
50 Anthony Lerew, R ERA: 3.0	(1, 1)	6.0		23	2	2	2	7	2	0	0	0	0	2	60	98	3.00	0.667
Tyler Yates, R ERA: 4.91	(7, 1)	1.0		3	0	0	0	0	0	0	0	0	0	0	4	5	0.00	0.000
51 Michael Gonzalez, L ERA: 1.26	(8, 1)	1.0	W	4	1	0	0	0	0	0	0	0	0	0	12	19	0.00	1.000
39 Rafael Soriano, R ERA: 3.31	(9, 1)	1.0	S	3	0	0	0	2	0	0	0	0	0	0	7	11	0.00	0.000

PITCHER	IP	WLS	BF	H	R	ER	SO	BB	IBB	HBP	BLK	WP	HR	S	P	ERA	WHIP

San Diego Padres @ Atlanta Braves

Turner Field, Atlanta, GA

Tue May 08 2007, 7:35 PM EDT

Att. 21,752 - Clear - 80 F

TOP

livebaseballscorecards.com

AB	31
R	2
H	3
RBI	2
BB	2
SO	9
LOB	4

Inning Stats	R: 0 E: 0 K: 0 S: 6	H: 0 LOB: 0 BB: 0 P: 12	R: 0 E: 0 K: 2 S: 10	H: 0 LOB: 0 BB: 0 P: 14	R: 1 E: 1 K: 2 S: 16	H: 1 LOB: 2 BB: 1 P: 30	R: 0 E: 0 K: 1 S: 9	H: 0 LOB: 1 BB: 1 P: 16	R: 1 E: 0 K: 1 S: 13	H: 1 LOB: 0 BB: 0 P: 19	R: 0 E: 0 K: 1 S: 6	H: 0 LOB: 0 BB: 0 P: 7	R: 0 E: 0 K: 0 S: 4	H: 0 LOB: 0 BB: 0 P: 5	R: 0 E: 0 K: 0 S: 12	H: 1 LOB: 1 BB: 0 P: 19	R: 0 E: 0 K: 2 S: 7	H: 0 LOB: 0 BB: 0 P: 11	1B: 1 2B: 0 3B: 0 HR: 2	SF: 0 SAC: 0 DP: 0 HBP: 0	WP: 0 PB: 0 SB: 0 CS: 0	PA: 33

Batter	1	2	3	4	5	6	7	8	9	AB	R	H	RBI	BB	SO	LOB
2 Kelly Johnson, L (1, 4) OBP: 0.433, SLG: 0.522	C CH 85 C FA 86 B CU 71 X CU 70 1-2 P5 ①			C FA 87 B CU 70 F CU 70 F FA 88 B FA 90 X FA 88 2-2 G6-3 ①		C CU 69 F CU 70 S CH 85 0-3 K ①		B CU 81 L FA 93 1 SAFE B FA 94 C FA 92 X FA 94 2-2 FC4 ① 11 3B 1-2f		4	1	0	0	0	1	1
11 Edgar Renteria, R (1, 6) OBP: 0.399, SLG: 0.508	B FA 89 B FA 86 B FA 88 C FA 87 F FA 88 X FA 88 3-2 G5-3 ②			C FA 88 F FA 88 B FA 88 B FA 87 X FA 88 2-2 G6-3 ②		B CU 70 C FA 87 X CU 71 1-1 2B 2B		B FA 95 S CU 85 F CU 85 B FA 95 1 SAFE X FA 95 2-2 1-H 1B 3B		4	2	2	1	0	0	0
10 Chipper Jones, S (1, 5) OBP: 0.406, SLG: 0.633	B FA 87 B CU 69 F FA 87 C FA 86 F FA 88 X CU 71 2-2 G4-3 ③			B FA 88 F FA 86 B CH 86 X FA 87 2-1 2B		B FA 86 X CH 83 1-0 G1-3 ②		I IN 72 I IN 74 I IN 75 I IN 73 4-0 1B 7 G3-2 IBB		3	0	1	0	1	0	1
Andruw Jones, R (1, 8) OBP: 0.376, SLG: 0.455		B FA 88 C CU 68 B SL 78 X CU 70 2-1 G5-3 ①		B CU 71 C CU 70 B CU 70 B CU 70 B FA 88 4-1 BB		S CU 72 X CU 72 0-1 2-H 2B		X CU 84 0-0 1-3 3-H 1B		3	0	2	2	1	0	0
7 Jeff Francoeur, R (1, 9) OBP: 0.348, SLG: 0.476		B FA 88 C FA 86 F FA 87 X FA 89 1-2 G4-3 ②		X FA 89 0-0 L9 ③		F FA 88 C CH 85 D CU 70 F FA 86 X FA 88 1-2 F9 ③		B FC 91 B SL 90 1 SAFE X SL 92 2-0 G3-2 ②③ 3-Hf		4	0	0	0	0	0	5
Scott Thorman, L (1, 3) OBP: 0.303, SLG: 0.451		X FA 88 0-0 F9 ③		C CU 70 H FA 88 1-1 HBP		B CU 78 X CU 75 1-0 F7 ①				2	0	0	0	0	0	0
Jarrod Saltalamacchia, S (1, 2) OBP: 0.364, SLG: 0.222			B CH 84 C CU 67 X FA 87 1-1 G3 ①	B CU 70 B CU 69 C FA 87 F FA 87 B FA 84 F CU 68 X FA 86 3-2 P5 ①		B CH 84 X CH 83 1-0 F8 ②				3	0	0	0	0	0	1
Willie Harris, L (1, 7) OBP: 0.458, SLG: 0.429			C FA 88 S CU 70 B CU 74 B CU 69 X FA 89 2-2 F7 ②	1 SAFE B CU 69 C CH 86 F FA 87 S FA 89 1-3 K ②		C CU 78 C CU 81 B FA 90 X FA 94 1-2 L5 ③				3	0	0	0	0	1	1
50 Anthony Lerew, L (1, 1) Tyler Yates, R (7, 1) 51 Michael Gonzalez, R (8, 1) 23 Matt Diaz, R (8, PH) OBP: 0.318, SLG: 0.429 4 Pete Orr, L (8, PR) OBP: 0.250, SLG: 0.250 39 Rafael Soriano, R (9, 1)			S FA 89 S CU 71 X FA 89 0-2 G1-3 ③	X CU 70 0-0 G3 ③				C CU 84 B FA 95 F FA 96 X FA 96 1-2 2 FC4 1B		2 0 0 0 0 0 1 0 0 0 0 0 0 0 0 0 0 0 0 0 0 1 0 1 0 0 0 0 0 0 0 0 0 0 0 0 0 0 0 0 0 0						
Inning Stats	R: 0 H: 0 E: 0 LOB: 0 K: 0 BB: 0 S: 10 P: 16	R: 0 H: 0 E: 0 LOB: 0 K: 0 BB: 0 S: 6 P: 9	R: 0 H: 0 E: 0 LOB: 0 K: 0 BB: 0 S: 8 P: 11	R: 0 H: 1 E: 0 LOB: 2 K: 0 BB: 1 S: 11 P: 21	R: 0 H: 0 E: 0 LOB: 1 K: 1 BB: 0 S: 9 P: 14	R: 1 H: 2 E: 0 LOB: 1 K: 1 BB: 0 S: 12 P: 15	R: 0 H: 0 E: 0 LOB: 0 K: 0 BB: 0 S: 5 P: 8	R: 2 H: 3 E: 0 LOB: 1 K: 0 BB: 1 S: 11 P: 22		1B: 2 SF: 0 2B: 4 SAC: 0 3B: 1 DP: 1 HR: 0 HBP: 1				WP: 0 PA: 32 PB: 0 SB: 0 CS: 0		

BOTTOM

San Diego Padres @ Atlanta Braves

Turner Field, Atlanta, GA

Tue May 08 2007, 7:35 PM EDT

Att. 21,752 - Clear - 80 F

livebaseballscorecards.com

AB	29
R	3
H	6
RBI	3
BB	2
SO	2
LOB	10

PITCHER		IP	WLS	BF	H	R	ER	SO	BB	IBB	HBP	BLK	WP	HR	S	P	ERA	WHIP
Justin Germano, R ERA: 1.5	(1, 1)	6.0		23	3	1	1	2	1	0	1	0	0	0	56	86	1.50	0.667
26 Doug Brocail, R ERA: 1.06	(7, 1)	1.0	H	3	0	0	0	0	0	0	0	0	0	0	5	8	0.00	0.000
21 Heath Bell, R ERA: 1.29	(8, 1)	0.1	L	5	3	2	2	0	0	1	0	0	0	0	10	19	54.00	9.000
41 Kevin Cameron, R ERA:	(8, 1)	0.2		1	0	0	0	0	0	0	0	0	0	0	1	3	0.00	0.000

PITCHER	IP	WLS	BF	H	R	ER	SO	BB	IBB	HBP	BLK	WP	HR	S	P	ERA	WHIP

Batter	1	2	3	4	5	6	7	8	9	AB	R	H	RBI	BB	SO	LOB
22 Marcus Giles, R (1, 4) OBP: 0.352, SLG: 0.411	S SL 89 B SL 91 F FA 95 X FA 95 1-2 E6 24 1B	F FA 95 S SL 90 X SL 90 0-2 ③ FC6-4 1-2f			S SL 90 X FA 94 0-1 ② G6-3			B FA 94 F FA 94 F FA 94 X SL 84 1-2 ① P3		4	0	0	0	0	0	2
8 Terrmel Sledge, L (1, 7) OBP: 0.370, SLG: 0.467 José Cruz Jr., S (8, PH) OBP: 0.385, SLG: 0.570 (8, 7)	X FC 91 0-0 ① P4		C FA 94 B FC 91 B SL 91 S FS 88 B FS 88 F SL 90 X FA 95 3-2 ① G3-1		C FA 94 S FA 88 B CH 88 X CH 88 1-2 ③ G4-3			C CU 79 B FA 95 C CU 80 F CU 84 S FA 95 1-3 ② K		3 1	0 0	0 0	0 0	0 0	0 1	1 0
24 Brian Giles, L (1, 9) OBP: 0.364, SLG: 0.370	B SI 91 B FS 85 1 SAFE X SI 90 2-0 ② 1-3 1B		B CU 79 S FS 88 B FA 96 X FS 87 2-1 ② F7			X CU 77 0-0 23 G4-3 2B		C FA 94 S CU 84 B FA 95 X SL 84 1-2 ③ G1-3		4	0	2	0	0	0	0
23 Adrián González, L (1, 3) OBP: 0.353, SLG: 0.554	B FA 91 X FA 89 1-0 ③ G6-3		C CU 79 B CU 78 X FA 95 1-1 HR			F SL 89 S CH 88 B SL 87 X FS 88 1-2 ① G4-3 2-3			C FA 96 B FA 97 B FA 96 C FA 95 T FA 96 2-2 ① K	4	1	1	1	0	1	2
Mike Cameron, R (1, 8) OBP: 0.273, SLG: 0.281		B FA 95 C SL 87 S SL 88 S SL 89 1-3 ① K	S SL 90 B SL 88 B FA 96 S SL 89 F SL 90 B SL 88 F FA 96 F SL 88 S SL 89 3-3 ③ K			F SL 89 X SL 86 0-1 ② G6-3			B SL 86 B FA 96 S FA 96 B SL 84 X FA 96 3-1 ② P2	4	0	0	0	0	2	1
Russell Branyan, L (1, 5) OBP: 0.405, SLG: 0.406 43 Cla Meredith, R (6, 1) 26 Doug Brocail, L (8, 1) 28 Josh Bard, S (9, PH) OBP: 0.286, SLG: 0.323		B CH 85 F CH 86 F FA 95 S FA 89 1-3 ② K	B FA 94 B FS 88 C SL 87 X CH 84 2-1 ① G4-3			S SL 87 C FS 88 B FS 87 B CU 82 F FS 88 F CU 81 S CH 88 2-3 ③ K			C FA 97 B FA 97 C FA 97 B FA 96 S FA 96 2-3 ③ K	3 0 0 1	0 0 0 0	0 0 0 0	0 0 0 0	0 0 0 1	2 0 0 0	1 0 0 0
Geoff Blum, S (1, 6) OBP: 0.213, SLG: 0.286		C CH 86 B CU 81 B CH 88 C SL 88 X FA 96 2-2 HR	X CH 84 0-0 ② 2B				C SL 89 X CH 86 0-1 ① G3-1			3	1	2	1	0	0	0
Rob Bowen, S (1, 2) OBP: 0.338, SLG: 0.345		F FA 95 C FA 95 X SL 90 0-2 1B 1B	F FA 95 B FA 95 S FS 87 F SL 88 B FA 94 S CU 80 2-3 ③ K				C SL 88 B FS 87 B SL 88 C CU 80 S 2-3 ② K			3	0	1	0	0	2	0
Greg Maddux, R (1, 1) OBP: 0.083, SLG: 0.083 13 Oscar Robles, L (6, 5) OBP: 0.250, SLG: 0.250		X FA 94 0-0 22 FC6-4 1-2 1B			F FA 93 S SL 87 T SL 88 0-2 ① K		C FA 93 B FS 86 X FS 86 1-1 ③ F8			2 1	0 0	1 0	0 0	0 0	1 0	0 0
Inning Stats	R: 0 E: 1 K: 0 S: 6 H: 1 LOB: 1 BB: 0 P: 10	R: 1 E: 0 K: 2 S: 16 H: 3 LOB: 2 BB: 0 P: 20	R: 1 E: 0 K: 1 S: 14 H: 1 LOB: 0 BB: 0 P: 23	R: 0 E: 0 K: 1 S: 7 H: 1 LOB: 0 BB: 0 P: 11	R: 0 E: 0 K: 1 S: 8 H: 0 LOB: 0 BB: 0 P: 9	R: 0 E: 0 K: 1 S: 11 H: 1 LOB: 1 BB: 0 P: 14	R: 0 E: 0 K: 1 S: 7 H: 0 LOB: 0 BB: 0 P: 10	R: 0 E: 0 K: 1 S: 10 H: 0 LOB: 0 BB: 0 P: 13	R: 0 E: 0 K: 2 S: 8 H: 0 LOB: 0 BB: 0 P: 15	1B: 3 2B: 2 3B: 0 HR: 2 SF: 0 SAC: 0 DP: 0 HBP: 0						

PITCHER		IP	WLS	BF	H	R	ER	SO	BB	IBB	HBP	BLK	WP	HR	S	P	ERA	WHIP
29 John Smoltz, R ERA: 3.25	(1, 1)	7.0	W	27	7	2	2	7	0	0	0	0	0	2	69	97	2.57	1.000
51 Michael Gonzalez, L ERA: 1.17	(8, 1)	1.0	H	3	0	0	0	1	0	0	0	0	0	0	10	13	0.00	0.000
39 Rafael Soriano, R ERA: 3.12	(9, 1)	1.0	S	3	0	0	0	2	0	0	0	0	0	0	8	15	0.00	0.000

PITCHER	IP	WLS	BF	H	R	ER	SO	BB	IBB	HBP	BLK	WP	HR	S	P	ERA	WHIP

TOP

San Diego Padres @ Atlanta Braves

Turner Field, Atlanta, GA

Wed May 09 2007, 7:35 PM EDT

Att. 36,523 - Clear - 81 F

livebaseballscorecards.com

AB	33
R	2
H	7
RBI	2
BB	0
SO	10
LOB	7

San Diego Padres @ Atlanta Braves

Turner Field, Atlanta, GA

Wed May 09 2007, 7:35 PM EDT

Att. 36,523 - Clear - 81 F

BOTTOM

Batter	1	2	3	4	5	6	7	8	9	AB	R	H	RBI	BB	SO	LOB
2 Kelly Johnson, L (1, 4) OBP: 0.428, SLG: 0.513	G4-3		G4-3		K		1B			4	1	1	0	0	1	1
Willie Harris, L (1, 7) OBP: 0.500, SLG: 0.458	B2		BB		1B		1B			3	1	2	1	1	0	0
10 Chipper Jones, S (1, 5) OBP: 0.408, SLG: 0.634	BB		E6		K		2B			3	0	1	1	1	1	2
Andruw Jones, R (1, 8) OBP: 0.372, SLG: 0.448	F8		F7			E1	1B			4	0	1	1	0	0	3
16 Brian McCann, L (1, 2) OBP: 0.358, SLG: 0.454		K	K2-3			G3	L4			4	0	0	0	0	2	3
7 Jeff Francoeur, R (1, 9) OBP: 0.345, SLG: 0.469		1B	G6-3			G6-3	L5			4	0	1	0	0	0	1
Scott Thorman, L (1, 3) OBP: 0.288, SLG: 0.427		F7	P6				K2-3			4	0	0	0	0	1	2
Chris Woodward, R (1, 6) OBP: 0.286, SLG: 0.308		P6					G4-3			4	1	1	0	0	0	1
29 John Smoltz, R (1, 1) OBP: 0.067, SLG: 0.133			G1-3		SH1-4		G6-3			1	0	0	0	0	0	0
4 Pete Orr, L (7, PH) OBP: 0.231, SLG: 0.231										1	0	0	0	0	0	0
51 Michael Gonzalez, R (8, 1)										0	0	0	0	0	0	0
39 Rafael Soriano, R (9, 1)										0	0	0	0	0	0	0
Inning Stats	R: 0 E: 0 K: 0 S: 8 H: 0 LOB: 1 BB: 1 P: 13	R: 0 E: 0 K: 1 S: 9 H: 1 LOB: 1 BB: 0 P: 12	R: 0 E: 1 K: 0 S: 9 H: 0 LOB: 2 BB: 1 P: 18	R: 0 E: 0 K: 1 S: 5 H: 0 LOB: 0 BB: 0 P: 6	R: 1 E: 0 K: 2 S: 12 H: 2 LOB: 1 BB: 0 P: 16	R: 0 E: 1 K: 0 S: 7 H: 0 LOB: 1 BB: 0 P: 10	R: 2 E: 0 K: 0 S: 10 H: 4 LOB: 2 BB: 0 P: 14	R: 0 E: 0 K: 1 S: 8 H: 0 LOB: 0 BB: 0 P: 9		1B: 6 2B: 1 3B: 0 HR: 0 SF: 0 SAC: 1 DP: 0 HBP: 0						

	AB	32
	R	3
	H	7
	RBI	3
	BB	2
	SO	5
	LOB	13

WP: 1 PB: 0 SB: 2 CS: 0 PA: 35

livebaseballscorecards.com

PITCHER		IP	WLS	BF	H	R	ER	SO	BB	IBB	HBP	BLK	WP	HR	S	P	ERA	WHIP
Greg Maddux, R ERA: 3.67	(1, 1)	5.1		23	3	1	1	4	2	0	0	0	1	0	48	72	1.69	0.938
43 Cla Meredith, R ERA: 3.32	(6, 1)	1.2	L	9	4	2	2	0	0	0	0	0	0	0	12	17	10.80	2.400
26 Doug Brocail, R ERA: 1.0	(8, 1)	1.0		3	0	0	0	1	0	0	0	0	0	0	8	9	0.00	0.000

PITCHER	IP	WLS	BF	H	R	ER	SO	BB	IBB	HBP	BLK	WP	HR	S	P	ERA	WHIP

San Diego Padres @ Atlanta Braves

Turner Field, Atlanta, GA

Thu May 10 2007, 1:05 PM EDT

Att. 28,799 - Sunny - 82 F

TOP

livebaseballscorecards.com

Batter	1	2	3	4	5	6	7	8	9	AB	R	H	RBI	BB	SO	LOB
22 Marcus Giles, R (1, 4) OBP: 0.349, SLG: 0.406	X 0-0 ① G1-3		X FA 90 0-0 ① F9	C SL 90 B SL 84 F CH 85 X FA 94 1-2 ③ F7			C SL 86 F FA 91 D FA 91 F FA 90 X SL 87 1-2 24 G4-6-3 1-3 1B			4	0	1	0	0	0	2
José Cruz Jr., S (1, 7) OBP: 0.370, SLG: 0.551	B CH 83 C FS 89 B X 2-1 ② G3		C CH 78 B SL 87 B FA 90 S FS 83 S FS 84 2-3 ② K		F CH 81 B FA 90 X FA 91 1-1 ① G4-3		B CH 88 1 SAFE X CH 88 1-0 ① SF9 3-H			3	0	0	1	0	1	1
24 Brian Giles, L (1, 9) OBP: 0.368, SLG: 0.374	B CH 88 B CH 87 X 2-0 23 1B 1B		B FA 91 X CH 82 1-0 1-3 1B		B FA 90 B FA 91 C FS 82 X FA 91 2-1 ② G4-3		B X FA 90 1-0 ②③ G4-6-3 1-2f			4	0	2	0	0	0	1
23 Adrián González, L (1, 3) OBP: 0.356, SLG: 0.552	X 0-0 1-3 1B		T SL 89 X CH 83 0-1 ③ G3-1		B FA 92 B FA 92 C FA 92 X FS 84 2-1 1B			S FA 97 B SL 90 X SL 89 1-1 ① F8		4	0	2	0	0	0	2
3 Khalil Greene, R (1, 6) OBP: 0.278, SLG: 0.455	B B F FA 90 B FA 90 F X 3-2 ③ G5-3			C FA 90 X CU 76 0-1 2B 1B	T FA 92 X FA 93 0-1 ③ G6-3			B FA 98 B FA 98 X FA 96 2-0 ② G5-3		4	1	1	0	0	0	3
28 Josh Bard, S (1, 2) OBP: 0.284, SLG: 0.319		C CH 88 B CH 89 X CH 79 1-1 ① G4-3		F FS 82 B CH 83 C FA 92 F SL 88 S FA 93 1-3 ① K		X FA 89 0-0 5 L4-3 1B		F FA 98 F FA 97 F FA 97 B SL 91 S SL 91 1-3 ③ K		4	0	1	0	0	2	1
Mike Cameron, R (1, 8) OBP: 0.273, SLG: 0.288		X FA 89 0-0 ② F8		S SL 86 X SI 90 0-1 5 1-H 2B		C FA 93 1 SAFE C SL 84 B FA 93 X SL 83 1-2 ① F9			X FA 95 0-0 ① G5-3	4	1	1	1	0	0	1
5 Kevin Kouzmanoff, R (1, 5) OBP: 0.175, SLG: 0.207		C FA 89 S SL 85 B FA 91 F SL 87 B CU 82 S FA 91 2-3 ③ K		C SL 86 2 SAFE F SL 84 X SL 88 0-2 2-H 2B		B FA 93 F SL 89 X FA 93 1-1 ②③ L4-3 1-1			B FA 95 S FA 95 F FA 95 B SL 86 F FA 96 X FA 95 2-2 ② F9	4	0	1	1	0	1	1
David Wells, L (1, 1) OBP: 0.154, SLG: 0.154 26 Doug Brocail, L (6, 1) Geoff Blum, S (7, PH) OBP: 0.229, SLG: 0.302 45 Justin Hampson, L (7, 1) 8 Terrmel Sledge, L (9, PH) OBP: 0.365, SLG: 0.459			C CH 87 X FA 88 0-1 24 1B 1B	L FA 91 B FA 92 D CH 83 B FA 93 C FA 92 S FA 94 3-3 ② K			B FA 89 C FA 90 X SL 86 1-1 22 1B 22 WP SF9 1B		B FA 96 S FA 96 S FA 96 X FA 97 1-2 ③ P2	2 0 1 0 0 0 0	0 0 1 0 0 0 0	1 0 1 0 0 0 0	0 0 0 0 0 0 0	0 0 0 0 0 0 0	1 0 0 0 0 0 0	1 0 0 0 0 0 0

	AB	35
	R	3
	H	11
	RBI	3
	BB	0
	SO	5
	LOB	13

Inning Stats									
	R: 0 E: 0 K: 0 S: 8	H: 2 LOB: 2 BB: 0 P: 15	R: 0 E: 0 K: 1 S: 7	H: 0 LOB: 0 BB: 0 P: 10	R: 0 E: 0 K: 1 S: 9	H: 2 LOB: 2 BB: 0 P: 12	R: 2 E: 0 K: 2 S: 17	H: 3 LOB: 1 BB: 0 P: 22	R: 0 E: 0 K: 0 S: 8	H: 1 LOB: 1 BB: 0 P: 13
	R: 0 E: 0 K: 0 S: 6	H: 1 LOB: 0 BB: 0 P: 8	R: 1 E: 0 K: 0 S: 8	H: 2 LOB: 0 BB: 0 P: 12	R: 0 E: 0 K: 1 S: 7	H: 0 LOB: 0 BB: 0 P: 11	R: 0 E: 0 K: 0 S: 8	H: 0 LOB: 0 BB: 0 P: 11	1B: 9 2B: 3 3B: 0 HR: 0	SF: 1 SAC: 0 DP: 2 HBP: 0

WP: 1 PA: 36
PB: 0
SB: 0
CS: 0

PITCHER		IP	WLS	BF	H	R	ER	SO	BB	IBB	HBP	BLK	WP	HR	S	P	ERA	WHIP
15 Tim Hudson, R ERA: 1.83	(1, 1)	6.0	W	26	9	2	2	4	0	0	0	0	0	0	55	80	3.00	1.500
54 Chad Paronto, R ERA: 3.6	(7, 1)	1.0	H	4	2	1	1	0	0	0	0	0	1	0	8	12	9.00	2.000
Tyler Yates, R ERA: 4.6	(8, 1)	1.0	H	3	0	0	0	1	0	0	0	0	0	0	7	11	0.00	0.000
39 Rafael Soriano, R ERA: 2.95	(9, 1)	1.0	S	3	0	0	0	0	0	0	0	0	0	0	8	11	0.00	0.000

PITCHER	IP	WLS	BF	H	R	ER	SO	BB	IBB	HBP	BLK	WP	HR	S	P	ERA	WHIP

Batter	1	2	3	4	5	6	7	8	9	AB	R	H	RBI	BB	SO	LOB
2 Kelly Johnson, L (1, 4) OBP: 0.427, SLG: 0.512	C FA 85 F FA 86 F CU 70 B CU 72 X FC 83 1-2 G4-3 ①	C FC 84 S SL 84 B FC 84 B CU 60 B CU 69 B FC 84 4-2 23 BB BB		B FC 84 C CU 68 X CU 70 1-1 F7 ③		C CU 70 X CU 70 0-1 1-H 2-H 3-H 2B		S FA 89 1 SAFE S FA 89 F FA 90 1 SAFE F FA 85 1 SAFE F FA 90 X CU 76 0-2 F9 ③		4	0	1	3	1	0	2
23 Matt Diaz, R (1, 7) OBP: 0.329, SLG: 0.424 54 Chad Paronto, R (7, 1) Tyler Yates, R (8, 1) 39 Rafael Soriano, R (9, 1)	C CU 70 X FA 86 0-1 10 1B 1B	B CH 72 C FA 86 B FC 82 B FA 86 B FA 86 4-1 1-2 BB			B CH 68 X FA 86 1-0 G6-3 ① C CU 68 B FA 86 X CU 68 1-1 F8 ② B CH 71 B FA 86 C CU 69 X FA 86 2-1 F7 ③	F SL 85 B FA 91 X FA 92 1-1 L7 ③				3 0 0 0	1 0 0 0	1 0 0 0	0 0 0 0	1 0 0 0	0 0 0 0	1 0 0 0
10 Chipper Jones, S (1, 5) OBP: 0.404, SLG: 0.622	C FA 87 B FA 88 X FA 88 1-1 7 2B 1B 1-3 1B	S CU 70 C CU 71 B FC 83 X CU 69 1-2 P2 ③					C FA 88 S CH 82 B CH 84 C FA 84 1-3 K ①			4	1	1	0	0	1	2
Andruw Jones, R (1, 8) OBP: 0.369, SLG: 0.442	S FA 87 C CU 71 X CH 67 0-2 7 2B 1-2 3-H 1B		S FA 86 X FA 88 0-1 F8 ①				B SL 85 S CH 81 B FA 89 B SL 85 F FA 90 C FA 87 3-3 K ②			4	0	1	1	0	1	0
7 Jeff Francoeur, R (1, 9) OBP: 0.349, SLG: 0.477	B FA 88 F SL 84 B CU 71 F FA 86 X FA 86 2-2 1-3 2-H 2B		X CU 70 0-0 P4 ②			C FA 85 X CU 67 0-1 F7 ①	X FA 90 0-0 16 S 1B			4	0	2	1	0	0	0
16 Brian McCann, L (1, 2) OBP: 0.354, SLG: 0.446	D CU 71 S FC 83 B FC 84 S CU 70 S CU 70 2-3 K ②		B CU 70 B FA 86 F FC 83 X CU 70 2-1 G3-1 ③			X SL 83 0-0 2B 2 2B 1B	1 SAFE B SL 85 C SL 84 1 SAFE B CU 75 B CU 76 F SL 85 F CH 81 X SL 85 3-2 F9 ③ 1-2			4	1	1	0	0	1	3
Chris Woodward, R (1, 6) OBP: 0.283, SLG: 0.326	B FA 86 C FA 86 X FA 86 1-1 P4 ③			C FA 85 X FA 86 0-1 F9 ①		C FA 86 B FA 86 X FA 86 1-1 1-3 2 2B 2B		B FA 87 X FA 89 1-0 P3 ①		4	1	1	0	0	0	2
Craig Wilson, R (1, 3) OBP: 0.313, SLG: 0.268		C CU 68 B CU 68 S FA 86 B FA 86 X CU 69 2-2 G6-3 ①		B CU 68 B CU 69 B FA 86 C FA 85 B FA 83 4-1 15 SH1-4 BB		S CU 70 S CU 71 B CU 70 S CU 71 1-3 K ②		C CU 75 B FA 89 S CU 75 B SL 85 B SL 85 X SL 86 3-2 G1-3 ②		3	0	0	0	1	1	2
15 Tim Hudson, R (1, 1) OBP: 0.238, SLG: 0.211 Willie Harris, L (6, PH) OBP: 0.533, SLG: 0.458 (7, 7)		C FA 87 F CU 69 S CU 70 0-3 K ②		L CU 70 P PO 80 L CU 70 X CU 71 1-2 SH1-4 ②		D CU 71 B CU 70 C CU 69 B CU 70 B CU 70 4-1 2 2B BB		B FA 88 B SL 84 C FA 89 B SL 85 B FA 89 4-1 BB		1 0	0 1	0 0	0 0	0 2	1 0	0 0
Inning Stats	R: 2 E: 0 K: 1 S: 19 H: 4 LOB: 2 BB: 0 P: 26	R: 0 E: 0 K: 1 S: 12 H: 0 LOB: 2 BB: 2 P: 23	R: 0 E: 0 K: 0 S: 5 H: 0 LOB: 0 BB: 0 P: 7	R: 0 E: 0 K: 0 S: 9 H: 0 LOB: 1 BB: 1 P: 14	R: 0 E: 0 K: 0 S: 5 H: 0 LOB: 0 BB: 0 P: 9	R: 3 E: 0 K: 1 S: 13 H: 3 LOB: 1 BB: 1 P: 20	R: 0 E: 0 K: 2 S: 11 H: 1 LOB: 1 BB: 0 P: 18	R: 0 E: 0 K: 0 S: 11 H: 0 LOB: 1 BB: 1 P: 19		1B: 5 2B: 3 3B: 0 HR: 0	SF: 0 SAC: 1 DP: 0 HBP: 0		WP: 0 PB: 0 SB: 1 CS: 0	PA: 37		

PITCHER		IP	WLS	BF	H	R	ER	SO	BB	IBB	HBP	BLK	WP	HR	S	P	ERA	WHIP
David Wells, L ERA: 6.32	(1, 1)	5.2	L	28	7	5	5	3	4	0	0	0	0	0	61	96	7.94	1.941
26 Doug Brocail, R ERA: 0.98	(6, 1)	0.1		1	0	0	0	0	0	0	0	0	0	0	2	3	0.00	0.000
45 Justin Hampson, L ERA: 2.0	(7, 1)	2.0		8	1	0	0	2	1	0	0	0	0	0	22	37	0.00	1.000

PITCHER	IP	WLS	BF	H	R	ER	SO	BB	IBB	HBP	BLK	WP	HR	S	P	ERA	WHIP

BOTTOM

San Diego Padres @ Atlanta Braves

Turner Field, Atlanta, GA

Thu May 10 2007, 1:05 PM EDT
Att. 28,799 - Sunny - 82 F

livebaseballscorecards.com

AB	31
R	5
H	8
RBI	5
BB	5
SO	5
LOB	12

Atlanta Braves @ Pittsburgh Pirates

PNC Park, Pittsburgh, PA

Fri May 11 2007, 7:05 PM EDT

Att. 23,376 - Partly Cloudy - 77 F

TOP

livebaseballscorecards.com

Batter	1	2	3	4	5	6	7	8	9	AB	R	H	RBI	BB	SO	LOB
2 Kelly Johnson, L (1, 4) OBP: 0.419, SLG: 0.508	C S X 0-2 11 FC6-5 2B		C B F X 1-2 ③ G4-3			S F F F B B B X 3-2 ① F8	C S B C 1-3 ① K		F B C B B C 3-3 ② K	5	0	1	0	0	2	0
11 Edgar Renteria, R (1, 6) OBP: 0.392, SLG: 0.496	B L T X 1-2 ① FC6-5 10 G4-6-3 2-3			F F F B X 1-2 ① G6-3		C F B F F B S 2-3 ② K	B S B F F B C 3-3 ② K		B B X 2-0 10 FC5-4 1B	5	0	1	0	0	2	1
10 Chipper Jones, S (1, 5) OBP: 0.410, SLG: 0.636	X 0-0 ② ③ G4-6-3 1-2f			B B B C C X 3-2 7 1B 2B		B X 1-0 HR 2B	X 0-0 FC6-4 1B		X 0-0 ③ FC5-4 1-2f	5	1	3	0	0	0	2
Andruw Jones, R (1, 8) OBP: 0.373, SLG: 0.463		B B B C S X 3-2 ① G6-3		B F S D F B B 4-2 7 1B BB		D X 1-0 2-H HR	C S D X 1-2 ③ FC6-4 1-2f			3	1	1	2	1	0	1
7 Jeff Francoeur, R (1, 9) OBP: 0.360, SLG: 0.507		C F B B B F X 2-2 ② G5-3		B F X 1-1 16 G4-6-3 1-2 2-3 1B		X 0-0 HR		F S F B F B B B X 3-2 1B		4	1	3	1	0	0	0
16 Brian McCann, L (1, 2) OBP: 0.359, SLG: 0.448		X 0-0 1B		C B F F B F F X 2-2 ② ③ G4-6-3 1-2f		B X 1-0 23 1B 2B 1B		1 SAFE S X 0-1 ① P5		4	1	2	0	0	0	4
23 Matt Diaz, R (1, 7) OBP: 0.324, SLG: 0.414 Tyler Yates, R (8, 1) 51 Michael Gonzalez, R (9, 1)		F B B X 2-1 ③ F9	F F B X 1-2 ① G6-3		B F X 1-1 2B 1-2 1B			F D 1 SAFE F B X 2-2 ② F8		4 0 0	0 0 0	1 0 0	0 0 0	0 0 0	0 0 0	2 0 0
Craig Wilson, R (1, 3) OBP: 0.304, SLG: 0.259 Scott Thorman, L (6, PH) OBP: 0.293, SLG: 0.442 (6, 3)			C F B S 1-3 ① K		B F F C 1-3 ② K	F S 2 SAFE B X 1-2 1-3 2-H 2B		C C S 0-3 ③ K2-3		2 2	0 0	0 1	0 1	0 0	2 1	0 1
26 Kyle Davies, R (1, 1) Willie Harris, L (8, 7) OBP: 0.516, SLG: 0.440			B X 1-0 ② G1-3		B C F B B B S 3-3 ③ K	C S F B B B T 3-2 ③ K			B S T B B X 3-2 ① F9	3 1	0 0	0 0	0 0	0 0	2 0	2 0
Inning Stats	R: 0 H: 1 E: 0 LOB: 0 K: 0 BB: 0 S: 7 P: 8	R: 0 H: 1 E: 0 LOB: 1 K: 0 BB: 0 S: 10 P: 17	R: 0 H: 0 E: 0 LOB: 0 K: 1 BB: 0 S: 7 P: 10	R: 0 H: 2 E: 0 LOB: 2 K: 0 BB: 1 S: 18 P: 29	R: 0 H: 0 E: 0 LOB: 0 K: 2 BB: 0 S: 9 P: 14	R: 4 H: 6 E: 0 LOB: 2 K: 2 BB: 0 S: 23 P: 36	R: 0 H: 1 E: 0 LOB: 1 K: 2 BB: 0 S: 11 P: 16	R: 0 H: 1 E: 0 LOB: 1 K: 1 BB: 0 S: 13 P: 18	R: 0 H: 1 E: 0 LOB: 1 K: 1 BB: 0 S: 8 P: 16	1B: 7 SF: 0 2B: 4 SAC: 0 3B: 0 DP: 2 HR: 2 HBP: 0						

	AB	38
	R	4
	H	13
	RBI	4
	BB	1
	SO	9
	LOB	13

WP: 0 PA: 39
PB: 0
SB: 0
CS: 0

PITCHER		IP	WLS	BF	H	R	ER	SO	BB	IBB	HBP	BLK	WP	HR	S	P	ERA	WHIP
57 Zach Duke, L ERA: 5.61	(1, 1)	5.2	L	25	9	4	4	4	1	0	0	0	0	2	67	103	6.35	1.765
54 Jonah Bayliss, R ERA: 5.68	(6, 1)	1.1		6	2	0	0	3	0	0	0	0	0	0	18	27	0.00	1.500
34 John Grabow, L ERA: 3.52	(8, 1)	2.0		8	2	0	0	2	0	0	0	0	0	0	21	34	0.00	1.000

PITCHER	IP	WLS	BF	H	R	ER	SO	BB	IBB	HBP	BLK	WP	HR	S	P	ERA	WHIP

Batter	1	2	3	4	5	6	7	8	9	AB	R	H	RBI	BB	SO	LOB
12 Freddy Sanchez, R (1, 4) OBP: 0.289, SLG: 0.304	C F B X 1-2 G1-4-6-3 1B		C B X 1-1 ② G6-3		C F F X 0-2 ③ G6-3			B F B X 2-1 ① G6-3		4	0	1	0	0	0	0
José Bautista, R (1, 5) OBP: 0.309, SLG: 0.389	S B F X 1-2 ①② G1-4-6-3 1-2f		X 0-0 ③ P3			B C S X 1-2 ① F8		C C B C 1-3 ② K		4	0	0	0	0	1	1
Jason Bay, R (1, 7) OBP: 0.360, SLG: 0.478	F F X 0-2 1B			B F F X 1-2 41 1B 25 SF8 1B		C B B B B 4-1 41 2B BB		B S B T B B 4-2 41 WP BB		2	1	2	0	2	0	0
41 Ryan Doumit, S (1, 9) OBP: 0.509, SLG: 0.745	1 SAFE F X 0-1 ③ G3			C D X 1-1 1B 1-2 1B		X 0-0 1-3 2B		F B S S 1-3 ③ K 1-2		4	0	2	0	0	1	2
Xavier Nady, R (1, 8)		B X 1-0 ① F8		C B X 1-1 26 G6-4-3 1-2 2-3 1B		X 0-0 ② G1-3			B B B C B B 4-1 25 G4-6-3 BB	3	0	1	0	1	0	2
25 Adam LaRoche, L (1, 3) OBP: 0.279, SLG: 0.278		B B F B F F B 4-2 BB		X 0-0 ① SF8 3-H		B C B X 2-1 ③ F8			C S B X 1-2 ①② G4-6-3 1-2f	2	0	0	1	1	0	3
26 Ronny Paulino, R (1, 2) OBP: 0.236, SLG: 0.355		B S F B F X 2-2 ② F9		C X 0-1 ②③ G6-4-3 1-2f			X 0-0 2 G6-4-3 1B		C S S 0-3 ③ K	4	0	1	0	0	1	3
2 Jack Wilson, R (1, 6) OBP: 0.291, SLG: 0.362		C 1 SAFE B B X 2-1 ③ L7			X 0-0 ① F9		B F X 1-1 ①② G6-4-3 1-2f			3	0	0	0	0	0	2
57 Zach Duke, L (1, 1) OBP: 0.143, SLG: 0.143 54 Jonah Bayliss, R (6, 1) Don Kelly, L (7, PH) OBP: 0.304, SLG: 0.158 34 John Grabow, L (8, 1)			B C F B X 2-2 ① L7		B B C B C C 3-3 ② K		C B X 1-1 ③ F8			2 0 1 0	0 0 0 0	0 0 0 0	0 0 0 0	0 0 0 0	1 0 0 0	0 0 0 0
Inning Stats	R: 0 E: 0 K: 0 S: 11 H: 2 LOB: 1 BB: 0 P: 13	R: 0 E: 0 K: 0 S: 10 H: 0 LOB: 1 BB: 1 P: 19	R: 0 E: 0 K: 0 S: 6 H: 0 LOB: 0 BB: 0 P: 9	R: 1 E: 0 K: 0 S: 10 H: 3 LOB: 1 BB: 0 P: 13	R: 0 E: 0 K: 1 S: 8 H: 0 LOB: 0 BB: 0 P: 11	R: 0 E: 0 K: 0 S: 8 H: 1 LOB: 2 BB: 1 P: 15	R: 0 E: 0 K: 0 S: 5 H: 1 LOB: 0 BB: 0 P: 7	R: 0 E: 0 K: 2 S: 10 H: 0 LOB: 1 BB: 1 P: 18	R: 0 E: 0 K: 1 S: 7 H: 0 LOB: 0 BB: 1 P: 12	1B: 6 2B: 1 3B: 0 HR: 0	SF: 1 SAC: 0 DP: 4 HBP: 0						

PITCHER		IP	WLS	BF	H	R	ER	SO	BB	IBB	HBP	BLK	WP	HR	S	P	ERA	WHIP
26 Kyle Davies, R ERA: 5.35	(1, 1)	7.0	W	27	7	1	1	1	2	0	0	0	0	0	58	87	1.29	1.286
Tyler Yates, R ERA: 4.32	(8, 1)	1.0	H	4	0	0	0	2	1	0	0	0	1	0	10	18	0.00	1.000
51 Michael Gonzalez, L ERA: 1.1	(9, 1)	1.0	S	3	0	0	0	1	1	0	0	0	0	0	7	12	0.00	1.000

PITCHER	IP	WLS	BF	H	R	ER	SO	BB	IBB	HBP	BLK	WP	HR	S	P	ERA	WHIP

Atlanta Braves @ Pittsburgh Pirates

PNC Park, Pittsburgh, PA

Fri May 11 2007, 7:05 PM EDT

Att. 23,376 - Partly Cloudy - 77 F

BOTTOM

livebaseballscorecards.com

AB	29
R	1
H	7
RBI	1
BB	4
SO	4
LOB	13

Atlanta Braves @ Pittsburgh Pirates

PNC Park, Pittsburgh, PA

Sat May 12 2007, 7:05 PM EDT

Att. 34,775 - Partly Cloudy - 69 F

TOP

livebaseballscorecards.com

Batter	1	2	3	4	5	6	7	8	9	AB	R	H	RBI	BB	SO	LOB
2 Kelly Johnson, L (1, 4) OBP: 0.413, SLG: 0.496	C B F C 1-3 ① K	C B C X 1-2 ③ G3-1		S X 0-1 E7 2B 1B		B C B F F X 2-2 ② F9		B C B F X 2-2 E5 1B		5	1	1	0	0	1	1
Willie Harris, L (1, 7) OBP: 0.556, SLG: 0.567	C B X 1-1 CS 1B		X 0-0 11 1B E 2B	X 0-0 2-H 2B		C B F X 1-2 ③ F7		F C X 0-2 1-2 1B		5	1	4	1	0	0	0
11 Edgar Renteria, R (1, 6) OBP: 0.386, SLG: 0.486	1 SAFE X 0-0 ② F9		X 0-0 E 16 1B 2-3 1B	F C S 0-3 ② K			B X 1-0 ① G4-3	X 0-0 ③ P4		5	1	1	0	0	1	4
Andruw Jones, R (1, 8) OBP: 0.373, SLG: 0.465	B C 1-1 ③ CS 1-2	S F B B S 2-3 ① K	F B X 1-1 E4 F8 16 1B 1-2 3-H	S B B B 4-1 BB			C F X 0-2 16 G4-3 7 1B 2B		F B C S 1-3 ① K	4	1	1	1	1	2	1
16 Brian McCann, L (1, 2) OBP: 0.361, SLG: 0.440		B B B B 4-0 7 1B HR BB	B C F X 1-2 1-2 2-H 1B	B B X 2-0 ③ P4			X 0-0 ② G4-3 2-3		B C B F X 2-2 ② F7	4	1	1	1	1	0	3
7 Jeff Francoeur, R (1, 9) OBP: 0.368, SLG: 0.511		B F X 1-1 1-2 HR 1B	X 0-0 ① F8		F X 0-1 ① F9		S X 0-1 3-H 1B		F C F X 0-2 HR 1B	5	2	3	1	0	0	2
Scott Thorman, L (1, 3) OBP: 0.299, SLG: 0.512		C X 0-1 1-H 2-H HR	S X 0-1 ② F8 2-3		F C S 0-3 ② K		X 0-0 ③ P3		B F F X 1-2 1-H HR	5	2	2	5	0	1	3
4 Pete Orr, L (1, 5) OBP: 0.222, SLG: 0.278		X 0-0 2B	B B X 2-0 ③ G3		F F X 0-2 ③ L4			B C S C 1-3 ① K	B X 1-0 ③ G1-3	5	0	1	0	0	1	2
36 Chuck James, L (1, 1) 23 Matt Diaz, R (8, PH) OBP: 0.320, SLG: 0.408 54 Chad Paronto, R (8, 1) 58 Peter Moylan, R (8, 1)		B B X 2-0 ② L7		F B C X 1-2 ① G4-3		X 0-0 ① G5-3		X 0-0 ② G5-3		3 1 0 0	0 0 0 0	0 0 0 0	0 0 0 0	0 0 0 0	0 0 0 0	1 0 0 0

AB	42
R	9
H	14
RBI	9
BB	2
SO	6
LOB	17

Inning Stats																		
	R: 0	H: 1	R: 3	H: 3	R: 2	H: 3	R: 1	H: 2	R: 0	H: 0	R: 0	H: 0	R: 1	H: 2	R: 0	H: 1	R: 2	H: 2
	E: 0	LOB: 0	E: 0	LOB: 1	E: 1	LOB: 2	E: 1	LOB: 2	E: 0	LOB: 0	E: 0	LOB: 0	E: 0	LOB: 1	E: 1	LOB: 2	E: 0	LOB: 0
	K: 1	BB: 0	K: 1	BB: 1	K: 0	BB: 0	K: 1	BB: 1	K: 1	BB: 0	K: 0	BB: 0	K: 0	BB: 0	K: 1	BB: 0	K: 1	BB: 0
	S: 7	P: 10	S: 12	P: 22	S: 11	P: 15	S: 11	P: 18	S: 8	P: 8	S: 8	P: 11	S: 8	P: 9	S: 11	P: 14	S: 14	P: 19

1B: 8	SF: 0	WP: 0	PA: 45
2B: 4	SAC: 0	PB: 0	
3B: 0	DP: 0	SB: 0	
HR: 2	HBP: 0	CS: 1	

PITCHER		IP	WLS	BF	H	R	ER	SO	BB	IBB	HBP	BLK	WP	HR	S	P	ERA	WHIP
Tony Armas, R ERA: 8.76	(1, 1)	2.0	L	14	7	5	4	2	1	0	0	0	0	1	26	41	18.00	4.000
39 Marty McLeary, R ERA: 5.68	(3, 1)	4.0		15	2	1	0	2	1	0	0	0	0	0	31	43	0.00	0.750
Shawn Chacon, R ERA: 3.38	(7, 1)	1.0		5	2	1	1	0	0	0	0	0	0	0	8	9	9.00	2.000
Damaso Marte, L ERA: 0.73	(8, 1)	1.0		5	1	0	0	1	0	0	0	0	0	0	11	14	0.00	1.000
54 Jonah Bayliss, R ERA: 6.3	(9, 1)	1.0		5	2	2	2	1	0	0	0	0	0	1	14	19	18.00	2.000

PITCHER	IP	WLS	BF	H	R	ER	SO	BB	IBB	HBP	BLK	WP	HR	S	P	ERA	WHIP

Atlanta Braves @ Pittsburgh Pirates

PNC Park, Pittsburgh, PA

Sat May 12 2007, 7:05 PM EDT

Att. 34,775 - Partly Cloudy - 69 F

livebaseballscorecards.com

BOTTOM

Batter	1	2	3	4	5	6	7	8	9	AB	R	H	RBI	BB	SO	LOB
6 Chris Duffy, L (1, 8) OBP: 0.290, SLG: 0.320	L7			F8		K		SF7 3-H		3	0	0	1	0	1	1
12 Freddy Sanchez, R (1, 4) OBP: 0.288, SLG: 0.302	G6-3			F9			G5-3	25 G4-6-3 1B 1-2		4	0	1	0	0	0	0
Jason Bay, R (1, 7) OBP: 0.359, SLG: 0.474	F9			F7			41 BB 1B	G4-6-3 1-2f		3	0	1	0	0	0	0
Damaso Marte, L (8, 1)										0	0	0	0	0	0	0
25 Adam LaRoche, L (8, PH) OBP: 0.277, SLG: 0.276										1	0	0	0	0	0	2
54 Jonah Bayliss, R (9, 1)										0	0	0	0	0	0	0
Xavier Nady, R (1, 9) OBP: 0.297, SLG: 0.419		F9			G6-3		F8		K	4	0	0	0	0	1	1
41 Ryan Doumit, S (1, 2) OBP: 0.491, SLG: 0.700		K			P4		BB 1-2		G3	3	0	0	0	1	1	0
35 Brad Eldred, R (1, 3) OBP: 0.143, SLG: 0.293		F8			G4-3		K		K	4	0	0	0	0	2	2
José Bautista, R (1, 5) OBP: 0.317, SLG: 0.391			P4			G5-4-3 2 BB BB		2 2B 1B		2	1	1	0	1	0	0
2 Jack Wilson, R (1, 6) OBP: 0.298, SLG: 0.371			L7			G5-4-3 1-2 BB		13 1B 6 SF7 1-H 2B		2	1	1	1	1	0	0
Tony Armas, R (1, 1) OBP: 0.286, SLG: 0.286			F9			G5-4-3 1-2f 2-3		12 1B 2-3 1B		0	0	0	0	0	0	0
39 Marty McLeary, R (3, 1)										1	0	0	0	0	0	0
Jose Castillo, R (6, PH) OBP: 0.206, SLG: 0.212										1	0	0	0	0	0	2
Shawn Chacon, R (7, 1)										0	0	0	0	0	0	0
13 Nate McLouth, L (8, 7) OBP: 0.333, SLG: 0.344										1	0	1	0	0	0	0
Inning Stats	R: 0 E: 0 K: 0 S: 8 H: 0 LOB: 0 BB: 0 P: 13	R: 0 E: 0 K: 1 S: 7 H: 0 LOB: 0 BB: 0 P: 10	R: 0 E: 0 K: 0 S: 12 H: 0 LOB: 0 BB: 0 P: 17	R: 0 E: 0 K: 0 S: 9 H: 0 LOB: 0 BB: 0 P: 13	R: 0 E: 0 K: 0 S: 6 H: 0 LOB: 0 BB: 0 P: 7	R: 0 E: 0 K: 1 S: 8 H: 0 LOB: 1 BB: 2 P: 17	R: 0 E: 0 K: 1 S: 13 H: 1 LOB: 2 BB: 1 P: 22	R: 2 E: 0 K: 0 S: 10 H: 4 LOB: 1 BB: 0 P: 16	R: 0 E: 0 K: 2 S: 9 H: 0 LOB: 0 BB: 0 P: 10	1B: 4 2B: 1 3B: 0 HR: 0	SF: 1 SAC: 0 DP: 2 HBP: 0						

	AB	29
	R	2
	H	5
	RBI	2
	BB	3
	SO	5
	LOB	8

WP: 0 PB: 0 SB: 0 CS: 0 PA: 33

PITCHER		IP	WLS	BF	H	R	ER	SO	BB	IBB	HBP	BLK	WP	HR	S	P	ERA	WHIP
36 Chuck James, L ERA: 4.04	(1, 1)	7.0	W	24	1	0	0	3	3	0	0	0	0	0	63	99	0.00	0.571
54 Chad Paronto, R ERA: 5.23	(8, 1)	0.1		5	4	2	2	0	0	0	0	0	0	0	9	13	54.00	12.000
58 Peter Moylan, R ERA: 2.25	(8, 1)	1.2		4	0	0	0	2	0	0	0	0	0	0	10	13	0.00	0.000

PITCHER	IP	WLS	BF	H	R	ER	SO	BB	IBB	HBP	BLK	WP	HR	S	P	ERA	WHIP

Atlanta Braves @ Pittsburgh Pirates

PNC Park, Pittsburgh, PA

Sun May 13 2007, 1:35 PM EDT

Att. 19,484 - Sunny - 62 F

TOP

livebaseballscorecards.com

Batter	1	2	3	4	5	6	7	8	9	AB	R	H	RBI	BB	SO	LOB
2 Kelly Johnson, L (1, 4) OBP: 0.409, SLG: 0.489 30 Kevin Barry, R (7, 1)	F8		K		2B 1-2 3-H 1B		F7			4 0	0 0	1 0	1 0	0 0	1 0	1 0
Willie Harris, L (1, 7) OBP: 0.550, SLG: 0.618	11 CS 2B		K		1-3 2-H 2B		F8			4	0	2	1	0	1	1
11 Edgar Renteria, R (1, 6) OBP: 0.376, SLG: 0.472	F9 2-3			G6-3	G5-3			G6-3		4	0	0	0	0	0	3
Andruw Jones, R (1, 8) OBP: 0.364, SLG: 0.450		K		K		G5-3		K		4	0	0	0	0	3	0
7 Jeff Francoeur, R (1, 9) OBP: 0.365, SLG: 0.503		1B 1B		G6-3		P4		K		4	0	1	0	0	1	0
Scott Thorman, L (1, 3) OBP: 0.297, SLG: 0.500		K			K	1B			G3	4	0	1	0	0	2	1
Jarrod Saltalamacchia, S (1, 2) OBP: 0.400, SLG: 0.250		1-3 1B			23 1B 2 1B BB	F8			F7	3	1	1	0	1	0	1
4 Pete Orr, L (1, 5) OBP: 0.227, SLG: 0.238		L8			F9	BB			G4-3	3	0	0	0	1	0	3
50 Anthony Lerew, L (1, 1) 58 Peter Moylan, R (4, 1) 23 Matt Diaz, R (5, PH) OBP: 0.329, SLG: 0.417 Oscar Villarreal, L (5, 1) Chris Woodward, R (7, PH) OBP: 0.277, SLG: 0.318 (7, 4)			F8		2 1B 1-3 2B 1B	K				1 0 1 0 1	0 0 1 0 0	0 0 1 0 0	0 0 0 0 0	0 0 0 0 0	0 0 0 0 1	0 0 0 0 1
Inning Stats	R: 0 E: 0 K: 0 S: 9 H: 1 LOB: 0 BB: 0 P: 10	R: 0 E: 0 K: 2 S: 14 H: 2 LOB: 2 BB: 0 P: 22	R: 0 E: 0 K: 2 S: 9 H: 0 LOB: 0 BB: 0 P: 11	R: 0 E: 0 K: 1 S: 7 H: 0 LOB: 0 BB: 0 P: 7	R: 2 E: 0 K: 1 S: 16 H: 3 LOB: 2 BB: 1 P: 28	R: 0 E: 0 K: 0 S: 8 H: 1 LOB: 1 BB: 0 P: 9	R: 0 E: 0 K: 1 S: 10 H: 0 LOB: 1 BB: 1 P: 16	R: 0 E: 0 K: 2 S: 11 H: 0 LOB: 0 BB: 0 P: 11	R: 0 E: 0 K: 0 S: 6 H: 0 LOB: 0 BB: 0 P: 10	1B: 5 2B: 2 3B: 0 HR: 0 SF: 0 SAC: 0 DP: 0 HBP: 0						

	AB	33
	R	2
	H	7
	RBI	2
	BB	2
	SO	9
	LOB	11

WP: 0 PB: 0 SB: 0 CS: 1 PA: 35

PITCHER		IP	WLS	BF	H	R	ER	SO	BB	IBB	HBP	BLK	WP	HR	S	P	ERA	WHIP
45 Ian Snell, R ERA: 2.38	(1, 1)	7.0	W	29	7	2	2	7	2	0	0	0	0	0	73	103	2.57	1.286
55 Matt Capps, R ERA: 1.83	(8, 1)	1.0		3	0	0	0	2	0	0	0	0	0	0	11	11	0.00	0.000
34 John Grabow, L ERA: 3.12	(9, 1)	1.0		3	0	0	0	0	0	0	0	0	0	0	6	10	0.00	0.000

PITCHER	IP	WLS	BF	H	R	ER	SO	BB	IBB	HBP	BLK	WP	HR	S	P	ERA	WHIP

BOTTOM

Atlanta Braves @ Pittsburgh Pirates

PNC Park, Pittsburgh, PA

Sun May 13 2007, 1:35 PM EDT

Att. 19,484 - Sunny - 62 F

livebaseballscorecards.com

Batter	1	2	3	4	5	6	7	8	9	AB	R	H	RBI	BB	SO	LOB
6 Chris Duffy, L (1, 8) OBP: 0.308, SLG: 0.341	F7 S 12 1B BB	K		SH1-3 2-3		1B 12 1B 1B	1B 1-H 1B 2B	1-2 3-H 1B		4	3	3	2	1	1	2
José Bautista, R (1, 5) OBP: 0.322, SLG: 0.389 Jose Castillo, R (7, 5) OBP: 0.222, SLG: 0.229	SAFE F7 1-3		12 G4-6-3 BB	G1-4-3		HBP 12 1B 41 F7-2 1-3 1B	12 WP 1B 2-3 1B	L9		3 2	0 1	1 1	0 0	1 0	0 0	2 2
12 Freddy Sanchez, R (1, 4) OBP: 0.298, SLG: 0.311	0-0 3-H 1B		G4-6-3 1-2f	3-1 3-H 1B		41 F7-2 HBP 26 1B 1-2 3-H 1B	0-3 K 1-2	K		6	1	3	3	0	2	5
Jason Bay, R (1, 7) OBP: 0.367, SLG: 0.475 55 Matt Capps, R (8, 1) OBP: 1.000, SLG: 1.000 34 John Grabow, L (9, 1)	2-0 F9		41 2B 1B	SAFE K		25 BB 26 1B 1-2 2-3 HBP	2-0 2-H 3-H 1B			4 0 0	2 0 0	2 0 0	2 0 0	0 0 0	1 0 0	2 0 0
41 Ryan Doumit, S (1, 9) OBP: 0.484, SLG: 0.691	2-1 F9		1-0 25 WP 1-H 2B		2-1 25 FC4-6 1B	0-0 F7-2 2-3 3-H	0-3 K			5	0	2	1	0	1	5
25 Adam LaRoche, L (1, 3) OBP: 0.289, SLG: 0.286		4-2 2 1B 26 G1-3 BB	3-3 K 2-3		2-1 FC4-6 2 PB 1-2f	4-0 26 1B 1-2 BB		2-0 2 1B 2B		3	1	1	0	2	1	2
26 Ronny Paulino, R (1, 2) OBP: 0.252, SLG: 0.360		2-1 G1-3 1-2		0-0 45 SH 2 1B 45 E 1B	1-3 K	2-1 1-3 2-H 3-H 1B		4-1 13 FC3-6 2 1B 6 1B BB		4	2	2	2	1	1	2
2 Jack Wilson, R (1, 6) OBP: 0.321, SLG: 0.385		1-1 45 SH1-3 2-3 1B		1-1 45 E 45 E 1-2 1B	4-0 1-2 IBB		4-2 6 2B BB	0-0 13 FC3-6 1-2 2-H 1B		3	2	3	1	2	0	0
45 Ian Snell, R (1, 1) OBP: 0.200, SLG: 0.143 13 Nate McLouth, L (7, PH) (8, 7) OBP: 0.316, SLG: 0.324	SAFE 0-0 SH1-3 1-2			1-0 SH 6 SH1-3 12 1B 1-H 2-H	1-0 G1-3		0-3 K	1-1 FC3-6 6 1B 1-2f 2-3		1 2	1 0	0 0	0 0	0 0	0 1	2 3
Inning Stats	R: 1 E: 0 K: 0 S: 6 H: 1 LOB: 1 BB: 1 P: 15	R: 0 E: 0 K: 1 S: 10 H: 1 LOB: 2 BB: 1 P: 19	R: 1 E: 0 K: 1 S: 12 H: 2 LOB: 1 BB: 1 P: 23	R: 3 E: 1 K: 1 S: 13 H: 3 LOB: 1 BB: 0 P: 21	R: 0 E: 0 K: 1 S: 10 H: 1 LOB: 2 BB: 1 P: 20	R: 3 E: 0 K: 0 S: 17 H: 4 LOB: 2 BB: 1 P: 29	R: 3 E: 0 K: 3 S: 21 H: 3 LOB: 1 BB: 1 P: 30	R: 2 E: 0 K: 1 S: 17 H: 3 LOB: 2 BB: 1 P: 29		1B: 15 2B: 4 3B: 0 HR: 0	SF: 0 SAC: 3 DP: 2 HBP: 1					

| | | | | |

Batter	1	2	3	4	5	6	7	8	9	AB	R	H	RBI	BB	SO	LOB
2 Kelly Johnson, L (1, 4) OBP: 0.405, SLG: 0.478	C C F B B S 2-3 ① K			B C F F B B F F B 4-2 S BB		C B C S 1-3 ③ K			C 1 SAFE X 0-1 ① F7	3	0	0	0	1	2	1
Willie Harris, L (1, 7) OBP: 0.500, SLG: 0.553	C B F S 1-3 ② K			C 1 SAFE C B F B F B S 3-3 ① K 1-2			X 0-0 ① G4-3		B F X 1-1 ② F8	4	0	0	0	0	2	2
11 Edgar Renteria, R (1, 6) OBP: 0.373, SLG: 0.466	F S S 0-3 ③ K			B C B S F X 2-2 ② P3			B X 1-0 ② P4		B 1 SAFE B X 2-0 1-2 1B	4	0	1	0	0	1	1
Andruw Jones, R (1, 8) OBP: 0.355, SLG: 0.437		S S F S 0-3 ① K		X 0-0 ③ P6			F S X 0-2 ③ G5-3		B B B C C S 3-3 ③ K	4	0	0	0	0	2	3
16 Brian McCann, L (1, 2) OBP: 0.360, SLG: 0.464		C F B B B X 3-2 ② G4-3			B S C X 1-2 ① P6			S X 0-1 HR		3	1	1	1	0	0	0
7 Jeff Francoeur, R (1, 9) OBP: 0.358, SLG: 0.493		B F S S 1-3 ③ K			B F S B C 2-3 ② K			S S F F F X 0-2 ① F7		3	0	0	0	0	2	0
Scott Thorman, L (1, 3) OBP: 0.287, SLG: 0.483			F B B B X 2-1 ① F8		F S S 0-3 ③ K			B C B B X 3-1 ② L7		3	0	0	0	0	1	0
Chris Woodward, R (1, 5) OBP: 0.260, SLG: 0.298			C X 0-1 ② G6-3			F F S 0-3 ① K		C F F F B F X 1-2 ③ F7		3	0	0	0	0	1	0
29 John Smoltz, R (1, 1) OBP: 0.059, SLG: 0.118 Tyler Yates, R (7, 1) 23 Matt Diaz, R (9, PH) OBP: 0.338, SLG: 0.425 4 Pete Orr, L (9, PR) OBP: 0.227, SLG: 0.238			B F B X 2-1 ③ G6-3			X 0-0 ② L8			S F X 0-2 11 1B 1B	2 0 1 0	0 0 0 0	0 0 1 0	0 0 0 0	0 0 0 0	0 0 0 0	0 0 0 0

Inning Stats										
	R: 0 H: 0 E: 0 LOB: 0 K: 3 BB: 0 S: 10 P: 13	R: 0 H: 0 E: 0 LOB: 0 K: 2 BB: 0 S: 10 P: 14	R: 0 H: 0 E: 0 LOB: 0 K: 0 BB: 0 S: 6 P: 10	R: 0 H: 0 E: 0 LOB: 1 K: 1 BB: 1 S: 15 P: 24	R: 0 H: 0 E: 0 LOB: 0 K: 2 BB: 0 S: 9 P: 12	R: 0 H: 0 E: 0 LOB: 0 K: 2 BB: 0 S: 7 P: 8	R: 0 H: 0 E: 0 LOB: 0 K: 0 BB: 0 S: 5 P: 6	R: 1 H: 1 E: 0 LOB: 0 K: 0 BB: 0 S: 16 P: 20	R: 0 H: 2 E: 0 LOB: 2 K: 1 BB: 0 S: 11 P: 17	1B: 2 SF: 0 2B: 0 SAC: 0 3B: 0 DP: 0 HR: 1 HBP: 0	WP: 0 PA: 31 PB: 0 SB: 1 CS: 0

PITCHER	IP	WLS	BF	H	R	ER	SO	BB	IBB	HBP	BLK	WP	HR	S	P	ERA	WHIP
57 Jason Bergmann, R (1, 1) ERA: 2.76	8.0	W	27	2	1	1	10	1	0	0	0	0	1	81	110	1.12	0.375
43 Jesus Colome, R (9, 1) ERA: 2.55	1.0	S	4	1	0	0	1	0	0	0	0	0	0	8	14	0.00	1.000

PITCHER	IP	WLS	BF	H	R	ER	SO	BB	IBB	HBP	BLK	WP	HR	S	P	ERA	WHIP

TOP

Atlanta Braves @ Washington Nationals

Robert F. Kennedy Memorial Stadium, Washington, DC

Mon May 14 2007, 7:05 PM EDT

Att. 18,829 - Cloudy - 72 F

livebaseballscorecards.com

AB	30
R	1
H	3
RBI	1
BB	1
SO	11
LOB	7

BOTTOM

Atlanta Braves @ Washington Nationals

Robert F. Kennedy Memorial Stadium, Washington, DC

Mon May 14 2007, 7:05 PM EDT

Att. 18,829 - Cloudy - 72 F

livebaseballscorecards.com

Batter	1	2	3	4	5	6	7	8	9	AB	R	H	RBI	BB	SO	LOB
Felipe Lopez, S (1, 4) OBP: 0.291, SLG: 0.333	B C F S 1-3 ① K		B B B C C X 3-2 ③ P3			C X 0-1 ② F8		F B B B X 3-1 ② F7		4	0	0	0	0	1	0
15 Cristian Guzman, S (1, 6) OBP: 0.364, SLG: 0.452	F B B B X 2-1 11 G6-3 3B			X 0-0 ① F8		C B B X 2-1 1B		C F X 0-2 ③ L8		4	1	2	0	0	0	0
11 Ryan Zimmerman, R (1, 5) OBP: 0.296, SLG: 0.348	X 0-0 ② G6-3 3-H			C F S 0-3 ② K		F 1 SAFE B B X 2-1 ③ G6-3				3	0	0	1	0	1	1
Ryan Church, L (1, 7) OBP: 0.388, SLG: 0.445 Nook Logan, S (8, 8) OBP: 0.273, SLG: 0.273	B X 1-0 ③ G5-3			B B B C S B 4-2 BB			X 0-0 25 2B 1B			2 0	1 0	1 0	0 0	1 0	0 0	0 0
25 Austin Kearns, R (1, 9) OBP: 0.333, SLG: 0.444		C B F X 1-2 ① G4-3		1 SAFE S 1 SAFE F S 0-3 ③ K			X 0-0 G4-3 1-H CS 2B			3	0	1	1	0	1	1
Brian Schneider, L (1, 2) OBP: 0.333, SLG: 0.324		B X 1-0 ② F8			C B X 1-1 ① G4-3		X 0-0 ① G4-3 2-3			3	0	0	0	0	0	1
13 Robert Fick, L (1, 3) OBP: 0.314, SLG: 0.238		X 0-0 ③ G6-3			C C F X 0-2 ② L7		I I I I 4-0 CS IBB			2	0	0	0	1	0	0
Ryan Langerhans, L (1, 8) OBP: 0.213, SLG: 0.138 (8, 7)			B B F F B X 3-2 ① P6		X 0-0 ③ F9		C D M B S 2-3 ② ③ K 1-3 3-H			3	0	0	0	0	1	2
57 Jason Bergmann, R (1, 1) OBP: 0.118, SLG: 0.118 43 Jesus Colome, R (9, 1)			C S S 0-3 ② K			C F S 0-3 ① K		C B F B S 2-3 ① K		3 0	0 0	0 0	0 0	0 0	3 0	0 0
Inning Stats	R: 1 H: 1 E: 0 LOB: 0 K: 1 BB: 0 S: 7 P: 11	R: 0 H: 0 E: 0 LOB: 0 K: 0 BB: 0 S: 5 P: 7	R: 0 H: 0 E: 0 LOB: 0 K: 1 BB: 0 S: 9 P: 15	R: 0 H: 0 E: 0 LOB: 1 K: 2 BB: 1 S: 9 P: 13	R: 0 H: 0 E: 0 LOB: 0 K: 0 BB: 0 S: 7 P: 8	R: 0 H: 1 E: 0 LOB: 1 K: 1 BB: 0 S: 9 P: 13	R: 1 H: 2 E: 0 LOB: 1 K: 1 BB: 1 S: 6 P: 12	R: 0 H: 0 E: 0 LOB: 0 K: 1 BB: 0 S: 8 P: 13		1B: 2 SF: 0 2B: 1 SAC: 0 3B: 1 DP: 0 HR: 0 HBP: 0						WP: 0 PA: 29 PB: 0 SB: 0 CS: 2

	AB	27
	R	2
	H	4
	RBI	2
	BB	2
	SO	7
	LOB	5

PITCHER		IP	WLS	BF	H	R	ER	SO	BB	IBB	HBP	BLK	WP	HR	S	P	ERA	WHIP
29 John Smoltz, R ERA: 3.19	(1, 1)	6.1	L	25	4	2	2	5	1	1	0	0	0	0	49	74	2.84	0.789
Tyler Yates, R ERA: 4.0	(7, 1)	1.2		4	0	0	0	2	0	0	0	0	0	0	11	18	0.00	0.000

PITCHER	IP	WLS	BF	H	R	ER	SO	BB	IBB	HBP	BLK	WP	HR	S	P	ERA	WHIP

Atlanta Braves @ Washington Nationals

Robert F. Kennedy Memorial Stadium, Washington, DC

Tue May 15 2007, 7:05 PM EDT

Att. 21,258 - Clear - 82 F

livebaseballscorecards.com

TOP

Batter	1	2	3	4	5	6	7	8	9	AB	R	H	RBI	BB	SO	LOB
2 Kelly Johnson, L (1, 4) OBP: 0.405, SLG: 0.476	G1-5-3		0-0 11 1B 1B 1B 1B	2-1 1-3 1B		1-1 L8			0-0 G4-3	5	1	2	0	0	0	0
Willie Harris, L (1, 7) OBP: 0.490, SLG: 0.535	2-2 11 HR 1B		1-2 1B 11 1B 16 SF8 1-2 1B	2-2 K			2-1 L9		0-1 G6-3	5	2	2	0	0	1	2
11 Edgar Renteria, R (1, 6) OBP: 0.380, SLG: 0.510	1-2 1-H HR		2-2 1B 1B 1-2 2-3 1B	3-2 P3			0-0 HR		2-1 G6-3	5	3	3	3	0	0	2
Andruw Jones, R (1, 8) OBP: 0.353, SLG: 0.432	3-1 F7		0-2 1B 1-2 2-3 3-H 1B	2-2 K			1-1 L7			4	0	1	1	0	1	2
16 Brian McCann, L (1, 2) OBP: 0.357, SLG: 0.456	4-1 BB		3-2 SF8 3-H		0-0 P3		2-1 L8			2	0	0	1	1	0	0
7 Jeff Francoeur, R (1, 9) OBP: 0.349, SLG: 0.480	0-1 G3		0-3 K		0-3 K			3-2 F9		4	0	0	0	0	2	3
Scott Thorman, L (1, 3) OBP: 0.306, SLG: 0.489		0-0 4 G4-6-3 1B	3-2 1-3 2-H 1B		3-2 P2			4-2 4 FC3-6 BB		3	0	2	1	1	0	0
4 Pete Orr, L (1, 5) OBP: 0.192, SLG: 0.200		0-1 G4-6-3 1-2f	2-2 G5-3			0-1 G4-3		2-2 FC3-6 1-2f		4	0	0	0	0	0	4
15 Tim Hudson, R (1, 1) OBP: 0.250, SLG: 0.227		2-0 F7		0-0 2 1B 1B		2-1 G1-3		2-3 K		3	0	1	0	0	0	0
23 Matt Diaz, R (8, PH) OBP: 0.333, SLG: 0.419										1	0	0	0	0	1	1
51 Michael Gonzalez, R (8, 1)										0	0	0	0	0	0	0
39 Rafael Soriano, R (8, 1)										0	0	0	0	0	0	0
Inning Stats	R: 2 E: 0 K: 0 S: 16 H: 2 LOB: 1 BB: 1 P: 29	R: 0 E: 0 K: 0 S: 4 H: 1 LOB: 0 BB: 0 P: 6	R: 3 E: 0 K: 1 S: 24 H: 5 LOB: 2 BB: 0 P: 35	R: 0 E: 0 K: 2 S: 16 H: 2 LOB: 2 BB: 0 P: 25	R: 0 E: 0 K: 1 S: 7 H: 0 LOB: 0 BB: 0 P: 10	R: 0 E: 0 K: 0 S: 6 H: 0 LOB: 0 BB: 0 P: 9	R: 1 E: 0 K: 0 S: 7 H: 1 LOB: 0 BB: 0 P: 12	R: 0 E: 0 K: 1 S: 13 H: 0 LOB: 1 BB: 1 P: 24	R: 0 E: 0 K: 0 S: 5 H: 0 LOB: 0 BB: 0 P: 7	1B: 9 2B: 0 3B: 0 HR: 2	SF: 1 SAC: 0 DP: 1 HBP: 0					

AB	36
R	6
H	11
RBI	6
BB	2
SO	5
LOB	14

WP: 0 PB: 0 SB: 0 CS: 0 PA: 39

PITCHER		IP	WLS	BF	H	R	ER	SO	BB	IBB	HBP	BLK	WP	HR	S	P	ERA	WHIP
26 Jerome Williams, R ERA: 7.2	(1, 1)	2.0	L	13	7	5	5	0	1	0	0	0	0	1	30	48	22.50	4.000
59 Micah Bowie, L ERA: 3.71	(3, 1)	2.0		9	3	0	0	3	0	0	0	0	0	0	30	47	0.00	1.500
Winston Abreu, R ERA: 2.45	(5, 1)	1.0		3	0	0	0	1	0	0	0	0	0	0	7	10	0.00	0.000
34 Ray King, L ERA: 8.64	(6, 1)	2.0		7	1	1	1	0	0	0	0	0	0	1	13	21	4.50	0.500
32 Chad Cordero, R ERA: 4.41	(8, 1)	1.0		4	0	0	0	1	1	0	0	0	0	0	13	24	0.00	1.000

PITCHER		IP	WLS	BF	H	R	ER	SO	BB	IBB	HBP	BLK	WP	HR	S	P	ERA	WHIP
52 Saul Rivera, R ERA: 1.93	(9, 1)	1.0		3	0	0	0	0	0	0	0	0	0	0	5	7	0.00	0.000

Batter	1	2	3	4	5	6	7	8	9	AB	R	H	RBI	BB	SO	LOB
Felipe Lopez, S (1, 4) OBP: 0.284, SLG: 0.325	X 0-0 ① G3			B C B X 2-1 ① L7		B C F X 1-2 ① P6		C C S 0-3 ③ K		4	0	0	0	0	1	0
15 Cristian Guzman, S (1, 6) OBP: 0.351, SLG: 0.429	C B X 1-1 ② G6-3			C B B C X 2-2 ② G4-3		X 0-0 11 G6-3 1B			C B F B X 2-2 ① G4-3	4	0	1	0	0	0	0
11 Ryan Zimmerman, R (1, 5) OBP: 0.289, SLG: 0.340	B X 1-0 ③ G6-3			C B B X 2-1 ③ G6-3		C X 0-1 ②③ G6-3 1-2f			C X 0-1 ② G6-3	4	0	0	0	0	0	1
Ryan Church, L (1, 7) OBP: 0.378, SLG: 0.432		C X 0-1 ① G4-3			T X 0-1 ① G3		B F X 1-1 ① L8		C B B X 2-1 ③ P5	4	0	0	0	0	0	0
25 Austin Kearns, R (1, 9) OBP: 0.327, SLG: 0.435		C B F S 1-3 ② K			C B S B F B S 3-3 ② K		S C S 0-3 ② K			3	0	0	0	0	3	0
Brian Schneider, L (1, 2) OBP: 0.333, SLG: 0.319		C S B X 1-2 ③ G6-3			S B S B B B 4-2 13 1B 1B BB		C F B B B T 3-2 ③ K			2	1	0	0	1	1	0
13 Robert Fick, L (1, 3) OBP: 0.321, SLG: 0.250 Nook Logan, S (8, PH) OBP: 0.333, SLG: 0.500 (9, 8)		C E B X 1-2 ① G1-3			B C B F B X 3-2 1-3 1B 1B			B F C B B F X 3-2 SF7 3B		2 1	0 1	1 1	0 0	0 0	0 0	0 0
Ryan Langerhans, L (1, 8) OBP: 0.221, SLG: 0.149 10 Ronnie Belliard, R (8, PH) OBP: 0.316, SLG: 0.336 (9, 3)		C S X 0-2 ② G4-3			S S X 0-2 1-2 3-H 1B			B X 1-0 ① P6		2 1	0 0	1 0	1 0	0 0	0 0	0 1
26 Jerome Williams, R (1, 1) OBP: 0.250, SLG: 0.143 59 Micah Bowie, L (3, 1) Winston Abreu, R (5, 1) 21 Dmitri Young, S (5, PH) OBP: 0.325, SLG: 0.385 34 Ray King, L (6, 1) 32 Chad Cordero, R (8, 1) Tony Batista, R (8, PH) 52 Saul Rivera, S (9, 1)		B C B X 2-1 ③ G5-3			X 0-0 ③ G1-3			C X 0-1 ② SF7 3-H		0 1 0 1 0 0 0 0	0 0 0 0 0 0 0 0	0 0 0 0 0 0 0 0	0 0 0 0 0 0 1 0	0 0 0 0 0 0 0 0	0 0 0 0 0 0 0 0	0 0 0 2 0 0 0 0
Inning Stats	R: 0 E: 0 K: 0 S: 4 H: 0 LOB: 0 BB: 0 P: 6	R: 0 E: 0 K: 1 S: 8 H: 0 LOB: 0 BB: 0 P: 10	R: 0 E: 0 K: 0 S: 8 H: 0 LOB: 0 BB: 0 P: 11	R: 0 E: 0 K: 0 S: 7 H: 0 LOB: 0 BB: 0 P: 13	R: 1 E: 0 K: 1 S: 15 H: 2 LOB: 2 BB: 1 P: 25	R: 0 E: 0 K: 0 S: 6 H: 1 LOB: 0 BB: 0 P: 7	R: 0 E: 0 K: 2 S: 8 H: 0 LOB: 0 BB: 0 P: 12	R: 1 E: 0 K: 1 S: 10 H: 1 LOB: 0 BB: 0 P: 14	R: 0 E: 0 K: 0 S: 7 H: 0 LOB: 0 BB: 0 P: 11	1B: 3 2B: 0 3B: 1 HR: 0	SF: 1 SAC: 0 DP: 1 HBP: 0		WP: 0 PB: 0 SB: 0 CS: 0	PA: 31			

PITCHER		IP	WLS	BF	H	R	ER	SO	BB	IBB	HBP	BLK	WP	HR	S	P	ERA	WHIP
15 Tim Hudson, R ERA: 1.77	(1, 1)	7.0	W	24	3	1	1	4	1	0	0	0	0	0	56	84	1.29	0.571
51 Michael Gonzalez, L ERA: 1.59	(8, 1)	0.2		3	1	1	1	0	0	0	0	0	0	0	7	11	13.50	1.500
39 Rafael Soriano, R ERA: 2.75	(8, 1)	1.1		4	0	0	0	1	0	0	0	0	0	0	10	14	0.00	0.000

PITCHER	IP	WLS	BF	H	R	ER	SO	BB	IBB	HBP	BLK	WP	HR	S	P	ERA	WHIP

BOTTOM

Atlanta Braves @ Washington Nationals

Robert F. Kennedy Memorial Stadium, Washington, DC

Tue May 15 2007, 7:05 PM EDT

Att. 21,258 - Clear - 82 F

livebaseballscorecards.com

AB	29
R	2
H	4
RBI	2
BB	1
SO	5
LOB	4

Batter	1	2	3	4	5	6	7	8	9	AB	R	H	RBI	BB	SO	LOB
2 Kelly Johnson, L (1, 4) OBP: 0.399, SLG: 0.466	P5		K	E3 11 FC6-4 1-3			1B		K	5	0	1	0	0	2	1
11 Edgar Renteria, R (1, 6) OBP: 0.382, SLG: 0.516	10 2B 1B 1B		2B	FC6-4 1-2f			F8			4	1	2	0	0	0	3
10 Chipper Jones, S (1, 5) OBP: 0.406, SLG: 0.632	1-3 2B		G5-3		L3		F7			4	1	1	0	0	0	2
Andruw Jones, R (1, 8) OBP: 0.356, SLG: 0.434	16 G6-4-3 2-H 3-H 1B		K		7 FC5-4 1B		K2-3			4	0	2	2	0	2	2
16 Brian McCann, L (1, 2) OBP: 0.346, SLG: 0.441	G6-4-3 1-2f			P4	K			P5		4	0	0	0	0	1	2
7 Jeff Francoeur, R (1, 9) OBP: 0.347, SLG: 0.481		F8		1B 2B	FC5-4 1-2f			K		4	1	1	0	0	1	1
Scott Thorman, L (1, 3) OBP: 0.314, SLG: 0.490		G3 1B		WP 2-H 1B		G4-3		G4-3		4	1	2	1	0	0	0
Willie Harris, L (1, 7) OBP: 0.472, SLG: 0.511		G3 1-2		2 E 2-H 1B		K			G3-1	4	0	1	1	0	1	1
26 Kyle Davies, R (1, 1)		K		K		K			K	2	0	0	0	0	2	2
54 Chad Paronto, R (5, 1)										0	0	0	0	0	0	0
Chris Woodward, R (6, PH) OBP: 0.255, SLG: 0.292										1	0	0	0	0	1	0
Oscar Villarreal, L (6, 1)										0	0	0	0	0	0	0
Bob Wickman, R (8, 1)										0	0	0	0	0	0	0
23 Matt Diaz, R (9, PH) OBP: 0.329, SLG: 0.413										1	0	0	0	0	1	0
Inning Stats	R: 2 E: 0 K: 0 S: 10 H: 3 LOB: 0 BB: 0 P: 14	R: 0 E: 0 K: 1 S: 10 H: 1 LOB: 1 BB: 0 P: 13	R: 0 E: 0 K: 2 S: 12 H: 1 LOB: 1 BB: 0 P: 15	R: 2 E: 1 K: 1 S: 13 H: 3 LOB: 2 BB: 0 P: 16	R: 0 E: 0 K: 1 S: 7 H: 1 LOB: 1 BB: 0 P: 11	R: 0 E: 0 K: 2 S: 10 H: 0 LOB: 0 BB: 0 P: 14	R: 0 E: 0 K: 1 S: 11 H: 1 LOB: 1 BB: 0 P: 19	R: 0 E: 0 K: 1 S: 6 H: 0 LOB: 0 BB: 0 P: 11	R: 0 E: 0 K: 2 S: 9 H: 0 LOB: 0 BB: 0 P: 13							

PITCHER		IP	WLS	BF	H	R	ER	SO	BB	IBB	HBP	BLK	WP	HR	S	P	ERA	WHIP
Levale Speigner, R ERA: 4.91	(1, 1)	4.0		20	8	4	4	4	0	0	0	0	1	0	45	58	9.00	2.000
40 Billy Traber, L ERA:	(5, 1)	1.0	W	4	1	0	0	1	0	0	0	0	0	0	7	11	0.00	1.000
34 Ray King, L ERA: 8.0	(6, 1)	0.2	H	2	0	0	0	1	0	0	0	0	0	0	7	10	0.00	0.000
Winston Abreu, R ERA: 2.25	(6, 1)	0.1	H	1	0	0	0	1	0	0	0	0	0	0	3	4	0.00	0.000
52 Saul Rivera, R ERA: 1.83	(7, 1)	1.0	H	4	1	0	0	1	0	0	0	0	0	0	11	19	0.00	1.000
32 Chad Cordero, R ERA: 4.15	(8, 1)	1.0	H	3	0	0	0	1	0	0	0	0	0	0	6	11	0.00	0.000
Jon Rauch, R ERA: 3.8	(9, 1)	1.0	S	3	0	0	0	2	0	0	0	0	0	0	9	13	0.00	0.000

Atlanta Braves @ Washington Nationals

Robert F. Kennedy Memorial Stadium, Washington, DC

Wed May 16 2007, 7:05 PM EDT

Att. 20,329 - Overcast - 73 F

TOP

livebaseballscorecards.com

AB	37
R	4
H	10
RBI	4
BB	0
SO	11
LOB	14

1B: 7	SF: 0
2B: 3	SAC: 0
3B: 0	DP: 1
HR: 0	HBP: 0

WP: 1	PA: 37
PB: 0	
SB: 0	
CS: 0	

BOTTOM

Atlanta Braves @ Washington Nationals

Robert F. Kennedy Memorial Stadium, Washington, DC

Wed May 16 2007, 7:05 PM EDT

Att. 20,329 - Overcast - 73 F

livebaseballscorecards.com

Batter	1	2	3	4	5	6	7	8	9	AB	R	H	RBI	BB	SO	LOB
15 Cristian Guzman, S (1, 6) OBP: 0.317, SLG: 0.385	G3		K		FC4 10 FC6-4		B1-3			4	0	0	0	0	1	2
10 Ronnie Belliard, R (1, 4) OBP: 0.314, SLG: 0.333	11 2B 1B		G5-3		FC6-4 11 BB 2B		G6-3			4	2	1	1	0	0	2
11 Ryan Zimmerman, R (1, 5) OBP: 0.299, SLG: 0.370	G4-3 2B			HR	BB 2B		G6-3			3	2	2	2	1	0	0
Ryan Church, L (1, 7) OBP: 0.375, SLG: 0.434 Jon Rauch, R (9, 1)	G4-3			G3-1	2B			F9		4 0	0 0	1 0	3 0	0 0	0 0	1 0
25 Austin Kearns, R (1, 9) OBP: 0.325, SLG: 0.427	G6-3			G5-3	BB			F8		3	0	0	0	1	0	1
Brian Schneider, L (1, 2) OBP: 0.324, SLG: 0.308		P6		G1-3	G1-3			F8		4	0	0	0	0	0	2
13 Robert Fick, L (1, 3) OBP: 0.304, SLG: 0.234		K			F7	G4-3				3	0	0	0	0	1	0
Ryan Langerhans, L (1, 8) OBP: 0.225, SLG: 0.157 (9, 7)		K			15 E 3 BB 10 FC6-4 1B	K				3	1	1	0	0	2	0
Levale Speigner, R (1, 1) 40 Billy Traber, L (6, 1) 3 Jesus Flores, R (5, PH) OBP: 0.143, SLG: 0.429 34 Ray King, L (6, 1) Winston Abreu, R (6, 1) 21 Dmitri Young, S (6, PH) OBP: 0.300, SLG: 0.560 52 Saul Rivera, S (7, 1) 32 Chad Cordero, R (8, 1) Nook Logan, S (8, 8) OBP: 0.000, SLG: 0.000			G3-1		10 15 FC6-4 E 1 SAFE 2B BB		G4-3			1 0 0 0 0 0 1 0 0 0	0 0 1 0 0 0 0 0 0 0	0 0 0 0 0 0 0 0 0 0	0 0 1 0 0 0 0 0 0 0	0 0 0 0 0 0 0 0 0 0	0 0 0 0 0 0 0 0 0 0	0 0 0 0 0 0 0 0 0 0
Inning Stats	R: 1 E: 0 K: 0 S: 7 H: 2 LOB: 1 BB: 0 P: 10	R: 0 E: 0 K: 2 S: 9 H: 0 LOB: 0 BB: 0 P: 11	R: 0 E: 0 K: 1 S: 9 H: 0 LOB: 0 BB: 0 P: 12	R: 1 E: 0 K: 0 S: 8 H: 1 LOB: 0 BB: 0 P: 9	R: 4 E: 1 K: 0 S: 19 H: 2 LOB: 2 BB: 3 P: 42	R: 0 E: 0 K: 1 S: 7 H: 0 LOB: 0 BB: 0 P: 11	R: 0 E: 0 K: 0 S: 6 H: 0 LOB: 0 BB: 0 P: 9	R: 0 E: 0 K: 0 S: 9 H: 0 LOB: 0 BB: 0 P: 12		1B: 2 2B: 2 3B: 0 HR: 1	SF: 0 SAC: 0 DP: 0 HBP: 0					

	AB	30
	R	6
	H	5
	RBI	6
	BB	3
	SO	4
	LOB	8

WP: 0 PB: 0 SB: 0 CS: 0 PA: 33

PITCHER		IP	WLS	BF	H	R	ER	SO	BB	IBB	HBP	BLK	WP	HR	S	P	ERA	WHIP
26 Kyle Davies, R ERA: 5.17	(1, 1)	4.2	L	22	5	6	2	3	2	0	0	0	0	1	47	72	3.86	1.500
54 Chad Paronto, R ERA: 5.06	(5, 1)	0.1		2	0	0	0	0	1	0	0	0	0	0	5	12	0.00	3.000
Oscar Villarreal, R ERA: 4.74	(6, 1)	2.0		6	0	0	0	1	0	0	0	0	0	0	13	20	0.00	0.000
Bob Wickman, R ERA: 3.65	(8, 1)	1.0		3	0	0	0	0	0	0	0	0	0	0	9	12	0.00	0.000

PITCHER	IP	WLS	BF	H	R	ER	SO	BB	IBB	HBP	BLK	WP	HR	S	P	ERA	WHIP

Atlanta Braves @ Washington Nationals

Robert F. Kennedy Memorial Stadium, Washington, DC

Thu May 17 2007, 1:05 PM EDT

Att. 24,631 - Cloudy - 67 F

livebaseballscorecards.com

TOP

Batter	1	2	3	4	5	6	7	8	9	AB	R	H	RBI	BB	SO	LOB
23 Matt Diaz, R (1, 7) OBP: 0.337, SLG: 0.418	1-0 10 G1-4-3 11 1B 1B		1-2 F9 ③		1-1 2-H 1B			0-0 G6-3 ①		4	0	2	1	0	0	0
11 Edgar Renteria, R (1, 6) OBP: 0.385, SLG: 0.513	3-2 10 G1-4-3 1-2 1B			4-2 10 HR BB	0-0 G2 ③			2-1 P1 ②		3	1	1	0	1	0	1
10 Chipper Jones, S (1, 5) OBP: 0.402, SLG: 0.643	1-0 G1-4-3 ① ② 1-2f 2-3			2-2 1-H HR		1-1 F8 ①		3-3 K		4	1	1	2	0	1	2
Andruw Jones, R (1, 8) OBP: 0.348, SLG: 0.422	0-0 F7 ③			1-2 G6-3 ①		3-2 P3 ②			1-3 K2-3 ①	4	0	0	0	0	1	1
7 Jeff Francoeur, R (1, 9) OBP: 0.345, SLG: 0.472		2-2 P4 ①		0-1 G6-3 ②		4-2 BB			0-0 P4 ②	3	0	0	0	1	0	0
Chris Woodward, R (1, 4) OBP: 0.241, SLG: 0.275		1-1 F9 ②		1-1 G1-6-3 ③		2-2 F8 ③			2-1 P6 ③	3	0	0	0	0	0	1
58 Peter Moylan, R (8, 1)										0	0	0	0	0	0	0
16 Brian McCann, L (9, PH) OBP: 0.343, SLG: 0.437										1	0	0	0	0	0	0
Jarrod Saltalamacchia, S (1, 2) OBP: 0.333, SLG: 0.200		1-3 K ③			0-0 F8 ①		0-0 F7 ①			3	0	0	0	0	1	0
Scott Thorman, L (1, 3) OBP: 0.314, SLG: 0.485			0-2 G6-3 ①		1-2 36 SH1-3 23 1B 1B		0-0 F8 ②			3	1	1	0	0	0	0
36 Chuck James, L (1, 1)										1	0	0	0	0	0	0
54 Chad Paronto, R (6, 1)										0	0	0	0	0	0	0
Tyler Yates, R (6, 1)										0	0	0	0	0	0	0
2 Kelly Johnson, L (6, 4) OBP: 0.397, SLG: 0.463			0-0 G4-3 ②		0-0 SH1-3 ② 1-2		1-2 G3 ③			1	0	0	0	0	0	0

Inning Stats	1	2	3	4	5	6	7	8	9
	R: 0 E: 0 K: 0 S: 8	H: 2 LOB: 1 BB: 0 P: 13	R: 0 E: 0 K: 1 S: 11	H: 0 LOB: 0 BB: 0 P: 15	R: 0 E: 0 K: 0 S: 7	H: 0 LOB: 0 BB: 0 P: 8	R: 2 E: 0 K: 0 S: 14	H: 1 LOB: 0 BB: 1 P: 22	R: 1 E: 0 K: 0 S: 8	H: 2 LOB: 1 BB: 0 P: 10	R: 0 E: 0 K: 0 S: 11	H: 0 LOB: 1 BB: 1 P: 21	R: 0 E: 0 K: 0 S: 5	H: 0 LOB: 0 BB: 0 P: 6	R: 0 E: 0 K: 1 S: 6	H: 0 LOB: 0 BB: 0 P: 11	R: 0 E: 0 K: 1 S: 6	H: 0 LOB: 0 BB: 0 P: 9

| | | | | | | | | | |

BOTTOM

Atlanta Braves @ Washington Nationals

Robert F. Kennedy Memorial Stadium, Washington, DC

Thu May 17 2007, 1:05 PM EDT

Att. 24,631 - Cloudy - 67 F

livebaseballscorecards.com

Batter	1	2	3	4	5	6	7	8	9	AB	R	H	RBI	BB	SO	LOB
Felipe Lopez, S (1, 4) OBP: 0.298, SLG: 0.353	K		1-0 1-2 1B		3-2 11 FC1-4 25 1B 2B	2-2 1-H 3B		4-0 1-2 BB		4	1	3	1	1	1	0
10 Ronnie Belliard, R (1, 6) OBP: 0.312, SLG: 0.326 40 Billy Traber, L (7, 1) 13 Robert Fick, L (8, 3) OBP: 0.298, SLG: 0.229	K		P6		4-1 11 FC1-4 BB	0-0 G4-3		0-2 G4-3		3 0 1	0 0 0	0 0 0	0 0 0	1 0 0	1 0 0	4 0 2
11 Ryan Zimmerman, R (1, 5) OBP: 0.298, SLG: 0.367	L9			0-2 2B 1B 1B	2-1 FC1-4 25 1B BB 1-2f 2-3	2-0 P4				4	1	1	0	0	0	4
Ryan Church, L (1, 7) OBP: 0.378, SLG: 0.439 Ryan Langerhans, L (8, 7) OBP: 0.225, SLG: 0.157		0-0 L9		2-2 1B 1-3 2B	4-0 25 1B 1-2 BB		0-0 G3-1			3 0	0 0	1 0	0 0	1 0	0 0	0 0
25 Austin Kearns, R (1, 9) OBP: 0.329, SLG: 0.425		0-1 F8		1-3 K	1-1 1-2 2-3 3-H 1B		4-2 G6-4-3 BB			3	0	1	1	1	1	2
Tony Batista, R (1, 3) OBP: 0.111, SLG: 0.125 43 Jesus Colome, R (8, 1) Jon Rauch, R (9, 1)		2-2 K		0-1 2-3 3-H 1B	1-1 P4		1-0 G6-4-3 1-2f			4 0 0	0 0 0	1 0 0	1 0 0	0 0 0	1 0 0	4 0 0
3 Jesus Flores, R (1, 2) OBP: 0.421, SLG: 0.438			G6-3	K		SH3-4 21 1B 2B		G4-3		4	1	1	0	0	1	2
Nook Logan, S (1, 8) OBP: 0.267, SLG: 0.400			F9	G5-3		SH3-4 2-3		G3		3	0	0	0	0	0	2
47 Matt Chico, L (1, 1) OBP: 0.214, SLG: 0.214 21 Dmitri Young, S (6, PH) OBP: 0.328, SLG: 0.387 15 Cristian Guzman, S (6, PR) OBP: 0.333, SLG: 0.400 (7, 6)			1-1 1B 1B		1-1 P6	1-1 3B 3-H 1B		3-2 S 1B		2 1 1	0 0 1	1 1 1	0 1 0	0 0 0	0 0 0	0 0 0
Inning Stats	R: 0 E: 0 K: 2 S: 13 H: 0 LOB: 0 BB: 0 P: 19	R: 0 E: 0 K: 1 S: 6 H: 0 LOB: 0 BB: 0 P: 8	R: 0 E: 0 K: 0 S: 11 H: 2 LOB: 2 BB: 0 P: 15	R: 1 E: 0 K: 2 S: 17 H: 3 LOB: 2 BB: 0 P: 22	R: 1 E: 0 K: 0 S: 12 H: 2 LOB: 3 BB: 2 P: 28	R: 2 E: 0 K: 0 S: 13 H: 3 LOB: 2 BB: 0 P: 18	R: 0 E: 0 K: 0 S: 5 H: 0 LOB: 0 BB: 1 P: 10	R: 0 E: 0 K: 0 S: 11 H: 1 LOB: 2 BB: 1 P: 19		1B: 7 2B: 3 3B: 1 HR: 0	SF: 0 SAC: 1 DP: 1 HBP: 0		WP: 0 PB: 0 SB: 1 CS: 0	PA: 38		

	AB	33
	R	4
	H	11
	RBI	4
	BB	4
	SO	5
	LOB	20

PITCHER		IP	WLS	BF	H	R	ER	SO	BB	IBB	HBP	BLK	WP	HR	S	P	ERA	WHIP
36 Chuck James, L ERA: 4.15	(1, 1)	5.1		26	8	3	3	5	2	0	0	0	0	0	63	96	5.06	1.875
54 Chad Paronto, R ERA: 5.91	(6, 1)	0.0	L	2	2	1	1	0	0	0	0	0	0	0	7	10	∞	∞
Tyler Yates, R ERA: 3.66	(6, 1)	1.2		5	0	0	0	0	1	0	0	0	0	0	7	14	0.00	0.600
58 Peter Moylan, R ERA: 2.08	(8, 1)	1.0		5	1	0	0	0	1	0	0	0	0	0	11	19	0.00	2.000

PITCHER	IP	WLS	BF	H	R	ER	SO	BB	IBB	HBP	BLK	WP	HR	S	P	ERA	WHIP

Atlanta Braves @ Boston Red Sox

Fenway Park, Boston, MA

Sat May 19 2007, 1:05 PM EDT

Att. 36,358 - Rain - 49 F

TOP

livebaseballscorecards.com

Batter	1	2	3	4	5	6	7	8	9	AB	R	H	RBI	BB	SO	LOB
2 Kelly Johnson, L (1, 4) OBP: 0.388, SLG: 0.451	B F F B C 2-3 ① K		B C X 1-1 ③ G3			C C X 0-2 ② G4-3		C F B S 1-3 ② K		4	0	0	0	0	2	0
11 Edgar Renteria, R (1, 6) OBP: 0.393, SLG: 0.518 Chris Woodward, R (8, 6) OBP: 0.241, SLG: 0.275	F X 0-1 FC5-4 1B			B X 1-0 1B		C B C B F S 2-3 ③ K		F F B F B X 2-2 1B		4 0	0 0	3 0	0 0	0 0	1 0	0 0
10 Chipper Jones, S (1, 5) OBP: 0.399, SLG: 0.639	F B C X 1-2 ② P5			C B C B S 2-3 ① K			C F B F F B B X 3-2 1B 2B	B B X 2-0 ③ L7		4	1	1	0	0	1	3
Andruw Jones, R (1, 8) OBP: 0.341, SLG: 0.411	X 0-0 ③ FC5-4 1-2f			B S F S 1-3 ② K			C B X 1-1 ① G1-3		F B X 1-1 ① F9	4	0	0	0	0	1	3
16 Brian McCann, L (1, 2) OBP: 0.338, SLG: 0.430 Jarrod Saltalamacchia, S (6, 2) OBP: 0.400, SLG: 0.294		B B X 2-0 ① G6-3		B B F F 1 SAFE F 1 SAFE X 2-2 ③ P6			B B X 2-0 7 HR 2-H 1B		X 0-0 1B	2 2	0 1	0 2	0 1	0 0	0 0	1 0
7 Jeff Francoeur, R (1, 9) OBP: 0.354, SLG: 0.497		X 0-0 G3-6-1 1B			B S C X 1-2 23 G6-3 1B		X 0-0 1-H HR		D D X 2-0 ② F7	4	1	3	2	0	0	1
Scott Thorman, L (1, 3) OBP: 0.303, SLG: 0.466		C 1 SAFE X 0-1 ②③ G3-6-1 1-2f			B S F F F F X 1-2 ① F8		C X 0-1 ② G1-4-3		S S F X 0-2 ③ G6-3	4	0	0	0	0	0	3
23 Matt Diaz, R (1, 10) OBP: 0.337, SLG: 0.415			B X 1-0 ① 1B		S X 0-1 ②③ G6-3 1-2f		X 0-0 ③ L9			3	0	1	0	0	0	1
Willie Harris, L (1, 7) OBP: 0.446, SLG: 0.480			F C B S 1-3 ② K2-3			X 0-0 ① P5		C B B S F X 2-2 ① P4		3	0	0	0	0	1	0

	AB	34
	R	3
	H	10
	RBI	3
	BB	0
	SO	6
	LOB	12

| Inning Stats | | |

Batter	1	2	3	4	5	6	7	8	9	AB	R	H	RBI	BB	SO	LOB
23 Julio Lugo, R (1, 6) OBP: 0.316, SLG: 0.388	HR	F8		G6-3	L5	2B		1B		5	1	2	3	0	0	3
13 Alex Cora, L (8, 6) OBP: 0.422, SLG: 0.610		SAFE								1	0	1	0	0	0	0
20 Kevin Youkilis, R (1, 3) OBP: 0.416, SLG: 0.484	F9	HR 1-H		F8	F9	F8		F8		6	1	1	2	0	0	4
34 David Ortiz, L (1, 10) OBP: 0.436, SLG: 0.613	BB 2B	1B			1B 7 1B 25 HR	2B F8 25 1B	P5			3	2	3	0	1	0	0
12 Eric Hinske, L (7, PH) OBP: 0.320, SLG: 0.390 (8, 10)										1	0	0	0	0	0	0
Manny Ramirez, R (1, 7) OBP: 0.345, SLG: 0.405	2B 1-3	F9			1B 7 1B 25 HR 1-2	F8 2-3	HR			4	1	2	0	0	0	2
Wily Mo Peña, R (7, 7) OBP: 0.365, SLG: 0.511										1	1	1	1	0	0	0
7 J.D. Drew, L (1, 9) OBP: 0.363, SLG: 0.358	IBB	K			1B 25 HR 1-2 2-3	BB 25 1B 2B	F8			3	2	1	0	2	1	0
25 Mike Lowell, R (1, 5) OBP: 0.392, SLG: 0.565	F8	2B			HR 1-H 2-H 3-H	1B 2B 1-2 3-H	1B			5	2	4	5	0	0	3
Jason Varitek, S (1, 2) OBP: 0.373, SLG: 0.395	F7	BB G6-4-3			K	F8	L6			4	0	0	0	1	1	6
Coco Crisp, S (1, 8) OBP: 0.297, SLG: 0.323		1B 15 FC3-6	G6-4-3 1-2f		BB 15 BB	2B 15 E 23 2B 1-H 2-H		G6-3		4	1	2	2	1	0	2
15 Dustin Pedroia, R (1, 4) OBP: 0.358, SLG: 0.352		FC3-6 20 HR 1-2f		L8	BB 1-2	1B E6 23 2B 2-3		P2		4	2	1	0	1	0	1
Inning Stats	R: 1 H: 2 E: 0 LOB: 3 K: 0 BB: 2 S: 13 P: 27	R: 2 H: 3 E: 0 LOB: 1 K: 0 BB: 0 S: 13 P: 21	R: 0 H: 1 E: 0 LOB: 1 K: 1 BB: 1 S: 10 P: 19	R: 0 H: 0 E: 0 LOB: 0 K: 0 BB: 0 S: 11 P: 18	R: 4 H: 4 E: 0 LOB: 2 K: 1 BB: 2 S: 20 P: 35	R: 5 H: 5 E: 1 LOB: 1 K: 0 BB: 1 S: 24 P: 42	R: 1 H: 2 E: 0 LOB: 1 K: 0 BB: 0 S: 9 P: 17	R: 0 H: 1 E: 0 LOB: 1 K: 0 BB: 0 S: 15 P: 23		1B: 9 SF: 0 2B: 5 SAC: 0 3B: 0 DP: 1 HR: 4 HBP: 0				WP: 0 PA: 47 PB: 0 SB: 0 CS: 0		

PITCHER		IP	WLS	BF	H	R	ER	SO	BB	IBB	HBP	BLK	WP	HR	S	P	ERA	WHIP
50 Anthony Lerew, R ERA: 7.71	(1, 1)	2.0	L	13	5	3	3	0	1	1	0	0	0	2	26	48	13.50	3.000
Oscar Villarreal, R ERA: 4.5	(3, 1)	1.0		4	1	0	0	1	1	0	0	0	0	0	10	19	0.00	2.000
19 Mark Redman, L ERA: 11.63	(4, 1)	1.1		10	4	4	4	1	2	0	0	0	0	1	27	49	27.00	4.500
54 Chad Paronto, R ERA: 8.25	(5, 1)	1.1		10	5	5	4	0	1	0	0	0	0	0	26	42	27.00	4.500
Macay McBride, L ERA: 6.23	(6, 1)	1.1		6	2	1	1	0	0	0	0	0	0	1	11	21	6.75	1.500

PITCHER		IP	WLS	BF	H	R	ER	SO	BB	IBB	HBP	BLK	WP	HR	S	P	ERA	WHIP
58 Peter Moylan, R ERA: 1.96	(8, 1)	1.0		4	1	0	0	0	0	0	0	0	0	0	15	23	0.00	1.000

BOTTOM

Atlanta Braves @ Boston Red Sox

Fenway Park, Boston, MA

Sat May 19 2007, 1:05 PM EDT

Att. 36,358 - Rain - 49 F

livebaseballscorecards.com

AB	41
R	13
H	18
RBI	13
BB	6
SO	2
LOB	21

Atlanta Braves @ Boston Red Sox

Fenway Park, Boston, MA

Sat May 19 2007, 7:35 PM EDT

Att. 36,792 - Drizzle - 53 F

TOP

livebaseballscorecards.com

Batter	1	2	3	4	5	6	7	8	9	AB	R	H	RBI	BB	SO	LOB
2 Kelly Johnson, L (1, 4) OBP: 0.392, SLG: 0.491	C B B X 2-1 F8 ①	B S S B B F F S 3-3 K ③		1 SAFE C 1 SAFE 1 SAFE 1 SAFE F F X 0-2 1-H 2B		B X 1-0 1-H HR	X 0-0 2-H 3-H 3B		F F B X 1-2 L9 ②	6	1	3	5	0	1	3
11 Edgar Renteria, R (1, 6) OBP: 0.388, SLG: 0.506 Chris Woodward, R (7, PR) OBP: 0.255, SLG: 0.288 (7, 6)	S C B B B X 2-2 G4-3 ②		C F B S 1-3 K ①	X 0-0 G1-4-3 ③		X 0-0 G3-1 ②	F D B D B 4-1 BB		X 0-0 4 E 16 2B 1-2 1B	4	0	0	0	1	1	1
										1	1	1	0	0	0	0
10 Chipper Jones, S (1, 5) OBP: 0.405, SLG: 0.658 4 Pete Orr, L (9, PH) OBP: 0.222, SLG: 0.231 (9, 5)	B B X 2-0 HR		S B B B B X 3-1 1B		B X 1-0 G3-1 ①	B X 1-0 1B	F F T 0-2 K ③		S B F F F X 1-2 E3 16 WP 16 2B 1-3 2-H 1B	5	1	3	1	0	1	2
										1	1	1	0	0	0	0
16 Brian McCann, L (1, 2) OBP: 0.345, SLG: 0.457	C B X 1-1 G3 ③		B F X 1-1 P6 ②		S X 0-1 7 2B 2B	F B B X 2-1 F7 ③		S B F B X 2-2 7 G4-3 2B	B B X 2-0 1-H 3-H 2B	6	1	3	2	0	0	2
7 Jeff Francoeur, R (1, 9) OBP: 0.353, SLG: 0.497		B C B F X 2-2 G5-3 ①	C X 0-1 F8 ③		F B F X 1-2 WP 2-H G4-3 2B		B S B B F X 2-2 23 BB 2B 1B	B F D B S X 3-2 G4-3 ① 2-3	X 0-0 P2 ③	6	2	2	1	0	0	3
Scott Thorman, L (1, 3) OBP: 0.298, SLG: 0.463		B B B C X 3-1 23 2B 2B		C B B C X 2-2 G4-3 ①	C B F X 1-2 G4-3 ② 2-H		B S S F C 1-3 K ①	D F S D B S 3-3 K ②		5	1	1	1	0	2	2
23 Matt Diaz, R (1, 7) OBP: 0.352, SLG: 0.465	X 0-0 FC3-6 2-H 2B	B C B B F X 3-2 HR	X 0-0 G5-3 ③			B S B B F B F B 4-2 2B 2 3B 1-2 BB	F X 0-1 L6 ③			4	2	2	2	1	0	1
Jarrod Saltalamacchia, S (1, 10) OBP: 0.400, SLG: 0.333	B F B D D 4-1 FC3-6 BB			S B F F X 1-2 F9 ②		X 0-0 G3-1 ①	X 0-0 2 3B 1-3 2-H 2B		F B F B X 2-2 P4 ①	4	1	1	1	1	0	0
Willie Harris, L (1, 8) OBP: 0.443, SLG: 0.463	B X 1-0 FC3-6 ② 1-2f 2-3			X 0-0 E3 2 2B		B F B C B B 4-2 2 HR BB	C C B F F F X 1-2 P5 ②		X 0-0 4 1B 1B 4 E 1B	4	3	1	0	1	0	4
Inning Stats	R: 1 E: 0 K: 0 S: 8 H: 1 LOB: 0 BB: 0 P: 15	R: 1 E: 0 K: 1 S: 13 H: 2 LOB: 2 BB: 1 P: 26	R: 0 E: 0 K: 1 S: 9 H: 1 LOB: 1 BB: 0 P: 14	R: 2 E: 1 K: 0 S: 16 H: 2 LOB: 1 BB: 0 P: 22	R: 2 E: 0 K: 0 S: 10 H: 2 LOB: 0 BB: 0 P: 13	R: 2 E: 0 K: 0 S: 8 H: 2 LOB: 1 BB: 1 P: 16	R: 3 E: 0 K: 2 S: 22 H: 3 LOB: 2 BB: 2 P: 34	R: 0 E: 0 K: 1 S: 11 H: 1 LOB: 1 BB: 0 P: 19	R: 3 E: 1 K: 0 S: 15 H: 4 LOB: 1 BB: 0 P: 21	1B: 6 2B: 8 3B: 1 HR: 3	SF: 0 SAC: 0 DP: 0 HBP: 0						

	AB	46
	R	14
	H	18
	RBI	13
	BB	4
	SO	5
	LOB	18

WP: 2 PB: 0 SB: 0 CS: 0 PA: 50

PITCHER		IP	WLS	BF	H	R	ER	SO	BB	IBB	HBP	BLK	WP	HR	S	P	ERA	WHIP
46 Devern Hansack, R ERA: 7.71	(1, 1)	4.0	L	20	6	4	3	2	1	0	0	0	0	2	46	77	6.75	1.750
36 Joel Pineiro, R ERA: 6.06	(5, 1)	2.0		11	4	4	4	0	1	0	0	0	1	1	18	29	18.00	2.500
48 Javier López, L ERA: 3.68	(7, 1)	1.0		8	3	3	3	2	2	0	0	0	0	0	22	34	27.00	5.000
J.C. Romero, L ERA: 2.63	(8, 1)	1.0		4	1	0	0	1	0	0	0	0	0	0	11	19	0.00	1.000
53 Brendan Donnelly, R ERA: 4.26	(9, 1)	1.0		7	4	3	3	0	0	0	0	0	1	0	15	21	27.00	4.000

PITCHER	IP	WLS	BF	H	R	ER	SO	BB	IBB	HBP	BLK	WP	HR	S	P	ERA	WHIP

BOTTOM

Atlanta Braves @ Boston Red Sox

Fenway Park, Boston, MA

Sat May 19 2007, 7:35 PM EDT

Att. 36,792 - Drizzle - 53 F

Batter	1	2	3	4	5	6	7	8	9	AB	R	H	RBI	BB	SO	LOB
23 Julio Lugo, R (1, 6) OBP: 0.309, SLG: 0.378	B F S S 1-3 ① K		B C X 1-1 ② G3-1			S C F B S 1-3 ① K		C B X 1-2 ③ G4-3		4	0	0	0	0	2	0
Coco Crisp, S (1, 8) OBP: 0.295, SLG: 0.328	L B B B X 3-1 12 WP 2B		B F C B F F B X 3-2 ③ L7			X 0-0 ② G3-1			C B F F X 1-2 ① G5-3	4	0	1	0	0	0	0
34 David Ortiz, L (1, 10) OBP: 0.432, SLG: 0.601	B B F D F D 4-2 BB			F C B S 1-3 ① K		B S X 1-1 ③ G6-3			B X 1-0 ② F8	3	0	0	0	1	1	0
Manny Ramirez, R (1, 7) OBP: 0.341, SLG: 0.400 15 Dustin Pedroia, R (7, 4) OBP: 0.361, SLG: 0.355	S B C B S 2-3 ② K			C B S B B F X 3-2 ② F9			C X 0-1 12 WP 1B		B C C X 1-2 ③ F8	2 2	0 0	0 1	0 0	0 0	1 0	2 0
12 Eric Hinske, L (1, 3) (7, 7) OBP: 0.302, SLG: 0.364	B B S T B F S 3-3 ③ K 2-3			C B C X 1-2 ③ F9			B C D B S F F S 3-3 ① K 1-2			3	0	0	0	0	2	3
25 Mike Lowell, R (1, 5) OBP: 0.391, SLG: 0.560		F X 0-1 ① F9			B F X 1-1 1B		C F X 0-2 ② P3			3	0	1	0	0	0	1
13 Alex Cora, L (1, 4) (7, 3) OBP: 0.403, SLG: 0.581		B C F X 1-2 ② G3			C C X 0-2 ① L6		B B X 2-0 ③ G1-3			3	0	0	0	0	0	2
Wily Mo Peña, R (1, 9) OBP: 0.345, SLG: 0.479		X 0-0 ③ P4			B S C B X 2-2 ② F8			B X 1-0 ① F7		3	0	0	0	0	0	1
28 Doug Mirabelli, R (1, 2) OBP: 0.243, SLG: 0.400			B C X 1-1 ① L7		C F F C 0-3 ③ K			C B C X 1-2 ② F8		3	0	0	0	0	1	1
Inning Stats	R: 0 H: 1 E: 0 LOB: 2 K: 3 BB: 1 S: 14 P: 27	R: 0 H: 0 E: 0 LOB: 0 K: 0 BB: 0 S: 6 P: 7	R: 0 H: 0 E: 0 LOB: 0 K: 0 BB: 0 S: 9 P: 14	R: 0 H: 0 E: 0 LOB: 0 K: 1 BB: 0 S: 10 P: 15	R: 0 H: 1 E: 0 LOB: 1 K: 1 BB: 0 S: 12 P: 15	R: 0 H: 0 E: 0 LOB: 0 K: 1 BB: 0 S: 7 P: 9	R: 0 H: 1 E: 0 LOB: 1 K: 1 BB: 0 S: 11 P: 16	R: 0 H: 0 E: 0 LOB: 0 K: 0 BB: 0 S: 7 P: 10	R: 0 H: 0 E: 0 LOB: 0 K: 0 BB: 0 S: 8 P: 11	1B: 2 SF: 0 2B: 1 SAC: 0 3B: 0 DP: 0 HR: 0 HBP: 0						WP: 2 PA: 31 PB: 0 SB: 0 CS: 0	

livebaseballscorecards.com

AB	30
R	0
H	3
RBI	0
BB	1
SO	7
LOB	10

PITCHER		IP	WLS	BF	H	R	ER	SO	BB	IBB	HBP	BLK	WP	HR	S	P	ERA	WHIP
29 John Smoltz, R ERA: 2.85	(1, 1)	7.0	W	25	3	0	0	7	1	0	0	0	2	0	69	103	0.00	0.571
Oscar Villarreal, R ERA: 4.29	(8, 1)	1.0		3	0	0	0	0	0	0	0	0	0	0	7	10	0.00	0.000
58 Peter Moylan, R ERA: 1.86	(9, 1)	1.0		3	0	0	0	0	0	0	0	0	0	0	8	11	0.00	0.000

PITCHER	IP	WLS	BF	H	R	ER	SO	BB	IBB	HBP	BLK	WP	HR	S	P	ERA	WHIP

Atlanta Braves @ Boston Red Sox

Fenway Park, Boston, MA

Sun May 20 2007, 2:05 PM EDT

Att. 36,410 - Cloudy - 60 F

livebaseballscorecards.com

TOP

Batter	1	2	3	4	5	6	7	8	9	AB	R	H	RBI	BB	SO	LOB
24 Martín Prado, R (1, 4) (6, 5) OBP: 0.200, SLG: 0.200	B B B C X 3-1 L4 ①		B C X 1-1 G6-3 ③		D C X 1-1 1-3 1B		C F B X 1-2 F7 ①		C B F F B S 2-3 K ①	5	0	1	0	0	1	0
11 Edgar Renteria, R (1, 6) OBP: 0.388, SLG: 0.503	B C C B S 2-3 K ②			B C F S 1-3 K2-3 ①	B B X 2-0 G4-3 ③		C B S B B X 3-2 1B		B X 1-0 10 DI 7 1B 1B	5	1	2	0	0	2	2
10 Chipper Jones, S (1, 10) OBP: 0.404, SLG: 0.647	B C B F B F F B 4-2 BB			S C B X 1-2 P4 ②		B B F F F B X 3-2 7 2B 23 1B 1B	C 1 B C D B X SAFE 3-2 F7 ②		S S S 0-3 1-2 K ②	4	1	1	0	1	1	2
7 Jeff Francoeur, R (1, 9) OBP: 0.360, SLG: 0.506	C B S B X 2-2 G3 ③			B B B C X 3-1 23 1B 1B		X 0-0 23 1B 1-3 BB 2B	C X 0-1 G4-3 ③		X 0-0 2-H 23 1B 1B	5	1	3	1	0	0	2
23 Matt Diaz, R (1, 7) OBP: 0.375, SLG: 0.484		C X 0-1 G5-3 ①		X 0-0 1-2 1B		C X 0-1 BB 16 S 2-3 3-H 1B		C F B F B F F X 2-2 2 FC6-4 16 1B 1B	X 0-0 1-2 1B	5	0	4	1	0	0	0
Andruw Jones, R (1, 8) OBP: 0.332, SLG: 0.397		C B C S 1-3 K ②		S C S 1-3 K ③		C B F B F S 2-3 K ①		S S S 0-3 K ①	B B C S T 2-2 K ③	5	0	0	0	0	5	7
16 Brian McCann, L (1, 2) OBP: 0.356, SLG: 0.462		C B B C C 2-3 K ③			B B S F F B F F X 3-2 24 1B 1B	B B D C B 4-1 1-2 BB		B X 1-0 1-2 2 FC6-4 1B		3	0	2	0	1	1	0
Chris Woodward, R (1, 5) OBP: 0.246, SLG: 0.278 Jarrod Saltalamacchia, S (6, PH) OBP: 0.423, SLG: 0.333 2 Kelly Johnson, L (6, PR) OBP: 0.389, SLG: 0.488 (6, 4)			B C F F B S 2-3 K ①		F B F B D S 3-3 K ①	F F D F B B F F F 4-2 B 1-2 2-3 3-H G3-6-1 BB		C C X 0-2 FC6-4 ② 1-2f 2-3		2 0 1	0 0 0	0 0 0	0 1 0	0 1 0	2 0 0	1 0 2
Scott Thorman, L (1, 3) OBP: 0.288, SLG: 0.446			B B S B X 3-1 G4-3 ②		F B F X 1-2 F8 ②	S X 0-1 1-2f G3-6-1 ② ③		B D X 2-0 G3 ③		4	0	0	0	0	0	6
Inning Stats	R: 0 E: 0 K: 1 S: 12 H: 0 LOB: 1 BB: 1 P: 23	R: 0 E: 0 K: 2 S: 8 H: 0 LOB: 0 BB: 0 P: 11	R: 0 E: 0 K: 1 S: 8 H: 0 LOB: 0 BB: 0 P: 14	R: 0 E: 0 K: 2 S: 12 H: 2 LOB: 2 BB: 0 P: 18	R: 0 E: 0 K: 1 S: 15 H: 2 LOB: 2 BB: 0 P: 25	R: 2 E: 0 K: 1 S: 21 H: 3 LOB: 3 BB: 2 P: 34	R: 0 E: 0 K: 0 S: 11 H: 1 LOB: 1 BB: 0 P: 18	R: 0 E: 0 K: 1 S: 14 H: 2 LOB: 2 BB: 0 P: 19	R: 1 E: 0 K: 3 S: 13 H: 3 LOB: 2 BB: 0 P: 18	1B: 12 2B: 1 3B: 0 HR: 0 SF: 0 SAC: 0 DP: 1 HBP: 0							

AB	39
R	3
H	13
RBI	3
BB	3
SO	12
LOB	22

WP: 0 PB: 0 SB: 1 CS: 0 PA: 42

PITCHER

PITCHER		IP	WLS	BF	H	R	ER	SO	BB	IBB	HBP	BLK	WP	HR	S	P	ERA	WHIP
61 Kason Gabbard, L (1, 1) ERA: 3.6		5.0	W	22	6	2	2	7	1	0	0	0	0	0	61	100	3.60	1.400
53 Brendan Donnelly, R (6, 1) ERA: 4.15		0.1		4	1	0	0	1	2	0	0	0	0	0	13	23	0.00	9.000
48 Javier López, L (6, 1) ERA: 3.38		0.2	H	1	0	0	0	0	0	0	0	0	0	0	2	2	0.00	0.000
39 Kyle Snyder, R (7, 1) ERA: 1.72		1.0		4	1	0	0	0	0	0	0	0	0	0	11	18	0.00	1.000
37 Hideki Okajima, L (8, 1) ERA: 0.42		1.0		5	2	0	0	1	0	0	0	0	0	0	14	19	0.00	2.000
58 Jonathan Papelbon, R (9, 1) ERA: 1.76		1.0		6	3	1	1	3	0	0	0	0	0	0	13	18	9.00	3.000

Atlanta Braves @ Boston Red Sox

Fenway Park, Boston, MA

Sun May 20 2007, 2:05 PM EDT

Att. 36,410 - Cloudy - 60 F

BOTTOM

livebaseballscorecards.com

Batter	1	2	3	4	5	6	7	8	9	AB	R	H	RBI	BB	SO	LOB
Coco Crisp, S (1, 8) OBP: 0.289, SLG: 0.321	B C B B X 3-1 G4-3 ①	D L X 1-1 SH2-3 ① 2-3		B C F F B B F B X 3-2 G4-3 ③		C B B C X 2-2 G4-3 ③				3	0	0	0	0	0	0
20 Kevin Youkilis, R (1, 5) OBP: 0.429, SLG: 0.519	C X 0-1 34 2B FC1-5-2 1B	B D B B B 4-0 34 FC5-4 BB			C B X 1-1 HR		C F B B F B X 3-2 G4-3 2B			3	1	3	1	1	0	0
34 David Ortiz, L (1, 10) OBP: 0.429, SLG: 0.599	C B F D X 2-2 FC1-5-2 1-3 3B 2B	B X 1-0 FC5-4 ② 1-2f 3-H			B X 1-0 G3-1 ①		F C F S 0-3 K ①			4	1	1	1	0	1	2
Manny Ramirez, R (1, 7) OBP: 0.333, SLG: 0.390	X 0-0 FC1-5-2 7 BB ② 2-3 3-H 3B	B B C X 2-1 F8 ③			S C F X 0-2 F8 ②		S X 0-1 G4-3 ② 2-3			4	1	0	0	0	0	4
7 J.D. Drew, L (1, 9) OBP: 0.367, SLG: 0.357	B F B B B 4-1 1-2 3B BB	X 0-0 G4-3 ①			B C X 1-1 1B 1B		B D X 2-0 F8 ③			3	1	1	0	1	0	1
Jason Varitek, S (1, 2) OBP: 0.377, SLG: 0.415	B F F X 1-2 12 1B 1-H 2-H 3-H 3B	B F X 1-1 G3-1 ②			B B F B X 3-1 1-2 1B			B B C B F F S 3-3 K ①		4	1	2	3	0	1	0
12 Eric Hinske, L (1, 3) OBP: 0.298, SLG: 0.354	B X 1-0 3-H 1B	B B X 2-0 G4-3 ③			B C F X 1-2 P6 ③			C C T 0-2 K ②		4	0	1	1	0	1	2
13 Alex Cora, L (1, 6) OBP: 0.380, SLG: 0.545	B F C B F F F X 2-2 G4-3 ③			X 0-0 G3 ①		B S L X 1-2 F7 ①		B C X 1-1 F8 ③		4	0	0	0	0	0	1
15 Dustin Pedroia, R (1, 4) OBP: 0.360, SLG: 0.365		C X 0-1 SH2-3 34 FC5-4 2B		C X 0-1 F8 ②		C B F B F F F X 3-2 F8 ②				3	1	1	0	0	0	0
Inning Stats	R: 4 H: 4 E: 0 LOB: 1 K: 0 BB: 1 S: 19 P: 32	R: 1 H: 1 E: 0 LOB: 1 K: 0 BB: 1 S: 7 P: 15	R: 0 H: 0 E: 0 LOB: 0 K: 0 BB: 0 S: 4 P: 7	R: 0 H: 0 E: 0 LOB: 0 K: 0 BB: 0 S: 8 P: 11	R: 1 H: 3 E: 0 LOB: 2 K: 0 BB: 0 S: 14 P: 21	R: 0 H: 0 E: 0 LOB: 0 K: 0 BB: 0 S: 12 P: 18	R: 0 H: 1 E: 0 LOB: 1 K: 1 BB: 0 S: 11 P: 16	R: 0 H: 0 E: 0 LOB: 0 K: 2 BB: 0 S: 9 P: 13		1B: 4 SF: 0 2B: 3 SAC: 1 3B: 1 DP: 0 HR: 1 HBP: 0				WP: 0 PA: 35 PB: 0 SB: 0 CS: 0		

	AB	32
	R	6
	H	9
	RBI	6
	BB	2
	SO	3
	LOB	10

PITCHER		IP	WLS	BF	H	R	ER	SO	BB	IBB	HBP	BLK	WP	HR	S	P	ERA	WHIP
15 Tim Hudson, R ERA: 2.42	(1, 1)	4.2	L	24	8	6	6	0	2	0	0	0	0	1	49	82	11.57	2.143
Macay McBride, L ERA: 4.76	(5, 1)	1.1		4	0	0	0	0	0	0	0	0	0	0	15	22	0.00	0.000
Tyler Yates, R ERA: 3.48	(7, 1)	1.0		4	1	0	0	1	0	0	0	0	0	0	11	16	0.00	1.000
39 Rafael Soriano, R ERA: 2.61	(8, 1)	1.0		3	0	0	0	2	0	0	0	0	0	0	9	13	0.00	0.000

PITCHER	IP	WLS	BF	H	R	ER	SO	BB	IBB	HBP	BLK	WP	HR	S	P	ERA	WHIP

New York Mets @ Atlanta Braves

Turner Field, Atlanta, GA

Tue May 22 2007, 7:35 PM EDT

Att. 32,587 - Partly Cloudy - 84 F

livebaseballscorecards.com

Batter	1	2	3	4	5	6	7	8	9	AB	R	H	RBI	BB	SO	LOB
7 José Reyes, S (1, 6) OBP: 0.396, SLG: 0.500	B FA 92 B FA 91 B FA 91 C FA 92 C FA 92 B FA 94 4-2 15 1B 10 SH2-3 BB		B FA 92 X FA 91 1-0 ② L6		B CH 84 B CU 77 B FA 92 C FA 91 B FA 92 4-1 1-2 BB			F FA 88 S FA 91 B FA 93 X CU 77 1-2 ① F8		2	0	0	0	2	0	1
10 Endy Chavez, L (1, 7) OBP: 0.403, SLG: 0.508	C FA 91 1 SAFE X FA 90 0-1 ① SH2-3 1-2		C CU 77 F FA 92 B CH 83 F CH 82 S FA 93 1-3 ③ K		F FA 92 X CH 83 0-1 ③ F8			C FA 92 B CU 75 B CH 82 X FA 92 2-1 ② F7		3	0	0	0	0	1	3
15 Carlos Beltrán, S (1, 8) OBP: 0.388, SLG: 0.536	B B CH 81 C FA 93 X CH 81 2-1 21 G4-6-3 2-3 1B			B FA 90 F SL 84 C CH 81 B FA 93 F CU 77 B FA 94 X CH 81 3-2 ① F7		C FA 91 X CH 81 0-1 ① L4		B CU 77 C FA 91 B FA 92 C CH 81 X FA 93 2-2 2B		4	0	2	0	0	0	0
21 Carlos Delgado, L (1, 3) OBP: 0.288, SLG: 0.313	X FA 92 0-0 ② ③ G4-6-3 1-2f			B FA 92 C FA 91 B CU 76 F CH 81 X FA 94 2-2 ② G5-3		B CU 76 B FA 92 F FA 92 C FA 91 B FA 93 S CH 82 3-3 ② K		F FA 91 X FA 92 0-1 ③ F7		4	0	0	0	0	1	3
5 David Wright, R (1, 5) OBP: 0.365, SLG: 0.473		B FA 92 C SL 84 F SL 84 B SL 86 X CH 81 2-2 ① F9		B CU 77 C CU 77 C CU 77 B FA 94 S FA 94 2-3 ③ K		B SL 85 X SL 84 1-0 ③ L6			S FA 92 S FA 93 B FA 92 X CU 81 1-2 ① G6-3	4	0	0	0	0	1	0
20 Shawn Green, L (1, 9) OBP: 0.376, SLG: 0.500		B FA 92 S CH 81 F FA 92 B CH 82 X CU 79 2-2 ② G4-3			B FA 92 X FA 91 1-0 3 FC6-4 16 1B 17 FC4 1B		B CU 75 X FA 91 1-0 ① G4-3		C SL 79 F FA 91 B FA 92 T FA 92 1-2 ② K	4	1	1	0	0	1	0
16 Paul Lo Duca, R (1, 2) OBP: 0.351, SLG: 0.381		X FA 92 0-0 ③ F8			C FA 92 B SL 85 C CU 76 X FA 92 1-2 3 FC6-4 1-2 1B		B C X 1-1 3 G2-3 1B		B SL 85 B FA 91 B FA 88 C SL 90 X SL 88 3-1 3 1B 1B	4	0	3	0	0	0	0
3 Damion Easley, R (1, 4) OBP: 0.341, SLG: 0.564			B FA 91 C FA 91 X CU 76 1-1 ① G5-3		X SL 86 0-0 ① FC6-4 17 FC4 1-2f 2-3		C SL 84 C CU 75 F SL 86 F SL 86 D CU 78 X SL 88 1-2 ② G2-3 1-2		C SL 81 F SL 81 D SL 91 X SL 82 1-2 1-2 1B	4	0	1	0	0	0	3
29 Jorge Sosa, R (1, 1) OBP: 0.333, SLG: 0.250 17 David Newhan, L (5, PH) OBP: 0.343, SLG: 0.286 Aaron Sele, R (5, 1) Ruben Gotay, S (7, PH) OBP: 0.289, SLG: 0.440 40 Ambiorix Burgos, R (7, 1) Julio Franco, R (9, PH) OBP: 0.294, SLG: 0.286			B FA 93 X FA 93 1-0 1B		B FA 92 X CH 82 1-0 ② FC4 7 BB 1-2f 3-H		C CH 82 C CH 82 B FA 94 X FA 93 1-2 ③ G4-3		C FA 91 C SL 80 X SL 92 0-2 ③ G3-1	1 1 0 1 0 1 0 1	0 0 0 0 0 0 0 0	1 0 0 0 0 0 0 2	0 1 0 0 0 0 0 0	0 0 0 0 0 0 0 0	0 1 0 1 0 0 0 0	0 1 0 1 0 0 0 0

Inning Stats	1	2	3	4	5	6	7	8	9
	R: 0 E: 0 K: 0 S: 7	R: 0 E: 0 K: 0 S: 7	R: 0 E: 0 K: 1 S: 8	R: 0 E: 0 K: 1 S: 10	R: 1 E: 0 K: 0 S: 9	R: 0 E: 0 K: 1 S: 6	R: 0 E: 0 K: 0 S: 11	R: 0 E: 0 K: 0 S: 10	R: 0 E: 0 K: 1 S: 14
	H: 1 LOB: 1 BB: 1 P: 13	H: 0 LOB: 0 BB: 0 P: 11	H: 1 LOB: 1 BB: 0 P: 12	H: 0 LOB: 0 BB: 0 P: 17	H: 2 LOB: 2 BB: 1 P: 16	H: 0 LOB: 0 BB: 0 P: 10	H: 1 LOB: 1 BB: 0 P: 15	H: 1 LOB: 1 BB: 0 P: 15	H: 2 LOB: 2 BB: 0 P: 20

1B: 7	SF: 0	WP: 0	PA: 36
2B: 1	SAC: 1	PB: 0	
3B: 0	DP: 1	SB: 0	
HR: 0	HBP: 0	CS: 0	

	AB	33
	R	1
	H	8
	RBI	1
	BB	2
	SO	4
	LOB	14

PITCHER		IP	WLS	BF	H	R	ER	SO	BB	IBB	HBP	BLK	WP	HR	S	P	ERA	WHIP
26 Kyle Davies, R ERA: 4.47	(1, 1)	8.0	W	31	6	1	1	3	2	0	0	0	0	0	68	109	1.12	1.000
Bob Wickman, R ERA: 3.38	(9, 1)	1.0		5	2	0	0	1	0	0	0	0	0	0	14	20	0.00	2.000

PITCHER		IP	WLS	BF	H	R	ER	SO	BB	IBB	HBP	BLK	WP	HR	S	P	ERA	WHIP

BOTTOM

New York Mets @ Atlanta Braves

Turner Field, Atlanta, GA

Tue May 22 2007, 7:35 PM EDT
Att. 32,587 - Partly Cloudy - 84 F

livebaseballscorecards.com

Batter	1	2	3	4	5	6	7	8	9	AB	R	H	RBI	BB	SO	LOB
2 Kelly Johnson, L (1, 4) OBP: 0.390, SLG: 0.503	X SL 83 0-0 ① B5-3		C SL 86 B SL 88 S FA 95 F SL 88 F FA 93 B SL 85 F SL 86 F FA 94 F FA 93 2-2 X CH 85 16 1B 1-3 2B	B SL 87 X FA 92 1-0 ③ F7		C FA 89 B SL 87 C FA 88 B FA 88 F CU 74 F CU 74 B FA 89 X FA 82 3-2 3B		F F CH 85 X FA 96 0-2 ③ G5-3		5	1	2	0	0	0	0
11 Edgar Renteria, R (1, 6) OBP: 0.391, SLG: 0.497	C FA 92 B SL 86 S SL 85 S SL 86 1-3 ② K		B SL 88 B FA 87 B SL 86 F FA 94 B FA 95 4-1 7 BB 16 1B BB		C FA 89 F FA 88 B SL 86 S CU 74 1-3 ① K	B SL 86 B SL 84 B FA 86 B FA 89 4-0 BB				2	0	0	0	2	2	0
10 Chipper Jones, S (1, 5) OBP: 0.396, SLG: 0.635	C SL 87 S SL 87 B SL 86 B SL 86 B SL 86 C SL 84 3-3 ③ K		S SL 86 B CH 84 X SL 88 1-1 ① SF7 3-H		C C FA 88 B X 2-2 ② G4-3	X FA 85 0-0 ③ G3				3	0	0	1	0	1	2
16 Brian McCann, L (1, 2) OBP: 0.360, SLG: 0.470		B FA 91 B SL 83 C SL 83 B SL 84 F SL 85 X SL 85 3-2 7 2B 2B	B SL 86 X SL 86 1-0 7 BB 1-2 2-H 1B		S B B F C 2-3 ③ K		S FA 95 B FA 96 X FA 96 1-1 ① G3-1			4	1	2	1	0	1	0
7 Jeff Francoeur, R (1, 9) OBP: 0.363, SLG: 0.508		C SL 86 X SL 86 0-1 1B 2-H 2B	B FA 94 B SL 85 B SL 86 B FA 93 4-0 G6-4-3 1-2 2-3 BB			B FA 86 C CU 76 X FA 88 1-1 ① G3	S FA 96 X SL 88 0-1 ② G1-4-3			3	1	1	1	1	0	0
Andruw Jones, R (1, 8) OBP: 0.340, SLG: 0.409		X SL 86 0-0 G3-6 2-H 1B	F FA 94 X SL 86 0-1 ②③ G6-4-3 1-2f			B CU 76 B CU 75 B SL 86 S FA 88 F FC 87 B CU 76 4-2 1B 26 HR BB	B CH 89 B FA 95 F FA 96 X FA 95 2-1 2B			3	1	2	1	1	0	3
Scott Thorman, L (1, 3) OBP: 0.287, SLG: 0.466		C SL 86 C FA 93 1 SAFE B SL 85 S FA 93 1-3 ① K	F SL 83 B FA 92 C SL 84 F SL 86 F FA 93 X FA 93 1-2 HR			B SL 86 1 SAFE F FA 87 1 SAFE 1 SAFE T CU 73 F FA 88 B FA 90 F CU 74 2-3 ② F FA 88 1 SAFE C FA 88 K	F FA 96 B SL 85 S SL 85 X FA 96 1-2 ③ F8			4	1	1	1	0	2	3
Willie Harris, L (1, 7) OBP: 0.431, SLG: 0.448		X SL 86 0-0 ②③ G3-6 1-2f	B FA 93 X SL 84 1-0 ① F8			X FA 88 0-0 26 HR 1-2 1B		B S FA 96 X CH 84 1-1 ① P6		4	1	1	0	0	0	1
26 Kyle Davies, R (1, 1) OBP: 0.133, SLG: 0.286 4 Pete Orr, L (8, PH) OBP: 0.214, SLG: 0.222 Bob Wickman, R (9, 1)			B FA 92 F FA 91 B SL 85 B SL 85 F FA 92 B FA 92 4-2 2 2B 10 SF7 BB	C FA 91 F SL 85 F FA 93 C SL 86 0-3 ② K		B FA 89 C FA 89 D CU 74 B FA 88 X FA 88 3-1 1-H 2-H HR		S FA 96 S FA 97 S FA 97 0-3 ② K	2 1 0	2 0 0	1 0 0	3 0 0	1 1 0	1 0 0	0 0 0

Inning Stats																								
	R: 0	H: 0		R: 2	H: 3		R: 2	H: 2		R: 1	H: 1		R: 0	H: 0		R: 3	H: 3		R: 0	H: 1		R: 0	H: 0	
	E: 0	LOB: 0		E: 0	LOB: 0		E: 0	LOB: 2		E: 0	LOB: 0		E: 0	LOB: 0		E: 0	LOB: 2		E: 0	LOB: 1		E: 0	LOB: 0	
	K: 2	BB: 0		K: 1	BB: 0		K: 0	BB: 3		K: 1	BB: 0		K: 2	BB: 0		K: 1	BB: 2		K: 0	BB: 0		K: 1	BB: 0	
	S: 7	P: 11		S: 10	P: 14		S: 16	P: 32		S: 11	P: 14		S: 9	P: 14		S: 19	P: 36		S: 9	P: 13		S: 8	P: 9	

	AB	31
	R	8
	H	10
	RBI	8
	BB	5
	SO	8
	LOB	9

	1B: 3	SF: 1	WP: 0	PA: 37
	2B: 4	SAC: 0	PB: 0	
	3B: 1	DP: 2	SB: 0	
	HR: 2	HBP: 0	CS: 0	

PITCHER		IP	WLS	BF	H	R	ER	SO	BB	IBB	HBP	BLK	WP	HR	S	P	ERA	WHIP
29 Jorge Sosa, R ERA: 3.75	(1, 1)	4.0	L	19	6	5	5	4	3	0	0	0	0	1	44	71	11.25	2.250
Aaron Sele, R ERA: 5.3	(5, 1)	2.0		11	3	3	3	3	2	0	0	0	0	1	28	50	13.50	2.500
40 Ambiorix Burgos, R ERA: 3.74	(7, 1)	2.0		7	1	0	0	1	0	0	0	0	0	0	17	22	0.00	0.500

PITCHER	IP	WLS	BF	H	R	ER	SO	BB	IBB	HBP	BLK	WP	HR	S	P	ERA	WHIP

Batter	1	2	3	4	5	6	7	8	9	AB	R	H	RBI	BB	SO	LOB
7 José Reyes, S (1, 6) OBP: 0.396, SLG: 0.492	X FA 86 0-0 ① F7		B FA 87 C FA 87 B CH 78 B FA 88 B FA 88 4-1 15 S 20 1B 15 E BB	I IN 69 I IN 68 I IN 69 I 4-0 IBB		X FA 92 0-0 ③ B1-3		B CH 85 F FA 91 F CH 85 F CH 86 S CH 85 1-3 ③ K		3	1	0	0	2	1	3
20 Shawn Green, L (1, 9) OBP: 0.379, SLG: 0.497 35 Joe Smith, R (8, 1) 17 David Newhan, L (9, PH) OBP: 0.333, SLG: 0.276 13 Billy Wagner, L (9, 1)	B FA 88 B CH 77 B FA 87 B FA 86 4-0 BB		1 SAFE F FA 88 B CH 77 1 SAFE X CH 78 1-1 15 S 1-2 1B	X FA 86 0-0 ③ G3			B SI 91 C FA 90 B SI 92 X FA 90 2-1 ① G4-3		B FA 96 B FA 97 C FA 97 B FA 96 C FA 96 C FA 97 3-3 ① K	3 0 1 0	0 0 0 0	0 0 0 0	0 0 0 0	1 0 1 0	0 0 0 0	3 0 0 0
15 Carlos Beltrán, S (1, 8) OBP: 0.378, SLG: 0.520	X CH 78 0-0 ② F8		C FA 88 B FA 89 B FA 87 F CH 79 F CH 79 B FA 88 F CH 79 S CH 78 3-3 ② K 1-3 2-H		C FA 87 C FA 88 B CH 76 X CH 76 1-2 ① P2		B FA 93 X CH 85 1-0 ② G3		B FA 97 X FA 97 1-0 ② G4-3	5	0	0	0	0	1	2
5 David Wright, R (1, 5) OBP: 0.360, SLG: 0.483	1 SAFE B FA 88 B FA 87 X FA 88 2-0 ③ P4		X CH 78 0-0 ③ F8		C FA 87 X CH 78 0-1 HR		B FA 94 F FA 91 B CU 76 B SI 93 X FA 91 3-1 ③ L3		C FA 97 F FA 97 S FA 96 0-3 ③ K	5	1	1	1	0	1	2
16 Paul Lo Duca, R (1, 2) OBP: 0.362, SLG: 0.394		B FA 87 C FA 87 B CH 78 X FA 86 2-1 ① F7		B FA 88 X CH 78 1-0 3 1B 21 1B 27 SF8 1B	B CH 78 X FA 88 1-0 21 G3 2B			H FA 87 1-0 10 BB 3 HBP HBP		3	1	2	0	0	0	0
21 Carlos Delgado, L (1, 3) OBP: 0.293, SLG: 0.317		B FA 88 F FA 87 X FA 89 1-1 27 FC6-4 1B		C CH 77 C FA 88 F FA 90 B CH 76 B CH 75 B CH 75 X FA 88 3-2 46 3 1B SH5-4 1-2 1B	C CH 76 B FA 88 X CH 76 1-1 ② G3 2-3			F FA 90 B CH 83 X CH 85 1-1 ① L6		4	0	2	0	0	0	2
3 Damion Easley, R (1, 4) OBP: 0.348, SLG: 0.556		C CH 78 F CH 79 B CH 78 B FA 88 F FA 88 X CH 79 2-2 ② F8		C CH 77 C CH 76 F CH 77 F FA 89 X CH 77 0-2 46 SH5-4 1-2 2-3 1B	X SL 86 0-0 ③ F8			C FA 90 1 SAFE F FA 90 B SL 84 B SL 83 H FA 91 3-2 10 BB 1-2 HBP		3	0	1	0	0	0	2
27 Carlos Gómez, R (1, 7) OBP: 0.333, SLG: 0.389		X CH 79 0-0 ③ FC6-4 1-2f		S CH 76 F FA 89 F CH 77 X FA 90 0-2 ① SF8 3-H		X SI 92 0-0 ① G6-3		F FA 90 F SL 80 C 0-3 ② K		3	0	0	1	0	1	3
46 Oliver Pérez, L (1, 1) OBP: 0.333, SLG: 0.333 10 Endy Chavez, L (8, PH) OBP: 0.411, SLG: 0.508 (8, 9)			F FA 86 F CH 76 B CH 78 C FA 88 1-3 ① K	B FA 87 B FA 88 B FA 86 C FA 87 L FA 84 X FA 84 3-2 ② SH5-4 1-2 2-3		C FA 90 B FA 94 B FA 91 B FA 90 C FA 90 X FA 92 3-2 ② G6-3		B CH 84 S CH 83 B CH 83 B FA 92 F FA 90 B CH 82 4-2 1-2 2-3 BB		2 0	0 0	0 0	0 0	0 1	1 0	0 0
Inning Stats	R: 0 E: 0 K: 0 S: 3 H: 0 LOB: 1 BB: 1 P: 9	R: 0 E: 0 K: 0 S: 9 H: 1 LOB: 1 BB: 0 P: 14	R: 1 E: 0 K: 2 S: 12 H: 1 LOB: 1 BB: 1 P: 21	R: 1 E: 0 K: 0 S: 18 H: 3 LOB: 3 BB: 1 P: 29	R: 1 E: 0 K: 0 S: 9 H: 2 LOB: 1 BB: 0 P: 12	R: 0 E: 0 K: 0 S: 5 H: 0 LOB: 0 BB: 0 P: 8	R: 0 E: 0 K: 0 S: 5 H: 0 LOB: 0 BB: 0 P: 11	R: 0 E: 0 K: 2 S: 13 H: 0 LOB: 3 BB: 1 P: 23	R: 0 E: 0 K: 2 S: 7 H: 0 LOB: 0 BB: 0 P: 11	1B: 5 2B: 1 3B: 0 HR: 1 SF: 1 SAC: 1 DP: 0 HBP: 2						

TOP

New York Mets @ Atlanta Braves

Turner Field, Atlanta, GA

Wed May 23 2007, 7:35 PM EDT

Att. 30,489 - Partly Cloudy - 81 F

livebaseballscorecards.com

AB	32
R	3
H	7
RBI	2
BB	4
SO	6
LOB	17

PITCHER		IP	WLS	BF	H	R	ER	SO	BB	IBB	HBP	BLK	WP	HR	S	P	ERA	WHIP
36 Chuck James, L ERA: 4.13	(1, 1)	4.2	L	24	7	3	2	2	2	1	0	0	0	1	50	84	3.86	1.929
54 Chad Paronto, R ERA: 8.03	(5, 1)	0.1		1	0	0	0	0	0	0	0	0	0	0	1	1	0.00	0.000
58 Peter Moylan, R ERA: 1.69	(6, 1)	2.0		6	0	0	0	0	0	0	0	0	0	0	10	19	0.00	0.000
Oscar Villarreal, R ERA: 4.09	(8, 1)	1.0		6	0	0	0	2	1	0	2	0	0	0	13	23	0.00	1.000
Tyler Yates, R ERA: 3.32	(9, 1)	1.0		3	0	0	0	2	0	0	0	0	0	0	7	11	0.00	0.000

PITCHER	IP	WLS	BF	H	R	ER	SO	BB	IBB	HBP	BLK	WP	HR	S	P	ERA	WHIP

New York Mets @ Atlanta Braves

Turner Field, Atlanta, GA

Wed May 23 2007, 7:35 PM EDT

Att. 30,489 - Partly Cloudy - 81 F

BOTTOM

Batter	1	2	3	4	5	6	7	8	9	AB	R	H	RBI	BB	SO	LOB
24 Martín Prado, R (1, 4) OBP: 0.111, SLG: 0.111	P5		F9		P3		P3			4	0	0	0	0	0	3
11 Edgar Renteria, R (1, 6) OBP: 0.393, SLG: 0.494	1B		BB		G5-3			K		3	0	1	0	1	1	1
10 Chipper Jones, S (1, 5) OBP: 0.392, SLG: 0.625	1B		L3		G6-3			K		4	0	1	0	0	1	3
7 Jeff Francoeur, R (1, 9) OBP: 0.360, SLG: 0.500	F7		HBP			G5-3		G4-3		3	0	0	0	0	0	2
23 Matt Diaz, R (1, 7) OBP: 0.360, SLG: 0.463	G4-3		F9			G4-3			F9	4	0	0	0	0	0	5
Andruw Jones, R (1, 8) OBP: 0.338, SLG: 0.401		G4-3 HBP	K	K		F7			K	3	0	0	0	0	2	0
Jarrod Saltalamacchia, S (1, 2) OBP: 0.433, SLG: 0.360		G4-3 1-2f	K				1B		1B	4	0	2	0	0	1	1
Chris Woodward, R (1, 3) OBP: 0.230, SLG: 0.259		F8	K				K		K	4	0	0	0	0	3	2
36 Chuck James, L (1, 1) OBP: 0.200, SLG: 0.027			24 F9 24 WP 1B		BB					1	0	1	0	0	0	0
54 Chad Paronto, R (5, 1)										0	0	0	0	0	0	0
Willie Harris, L (5, PH) OBP: 0.439, SLG: 0.448										0	0	0	0	1	0	0
58 Peter Moylan, R (6, 1)										0	0	0	0	0	0	0
2 Kelly Johnson, L (7, PH) OBP: 0.388, SLG: 0.500										1	0	0	0	0	1	1
Oscar Villarreal, L (8, 1)										0	0	0	0	0	0	0
Tyler Yates, R (9, 1)										0	0	0	0	0	0	0
Inning Stats	R: 0 E: 0 K: 0 S: 10 H: 2 LOB: 2 BB: 0 P: 15	R: 0 E: 0 K: 0 S: 5 H: 0 LOB: 0 BB: 0 P: 8	R: 0 E: 0 K: 0 S: 17 H: 1 LOB: 3 BB: 1 P: 25	R: 0 E: 0 K: 3 S: 12 H: 0 LOB: 0 BB: 0 P: 16	R: 0 E: 0 K: 0 S: 14 H: 0 LOB: 1 BB: 1 P: 24	R: 0 E: 0 K: 0 S: 13 H: 0 LOB: 0 BB: 0 P: 19	R: 0 E: 0 K: 2 S: 10 H: 1 LOB: 1 BB: 0 P: 15	R: 0 E: 0 K: 2 S: 8 H: 0 LOB: 0 BB: 0 P: 13	R: 0 E: 0 K: 2 S: 12 H: 1 LOB: 1 BB: 0 P: 19	1B: 5 2B: 0 3B: 0 HR: 0	SF: 0 SAC: 0 DP: 1 HBP: 2	WP: 1 PB: 0 SB: 2 CS: 0	PA: 35				

livebaseballscorecards.com

	AB	31
	R	0
	H	5
	RBI	0
	BB	2
	SO	9
	LOB	18

PITCHER		IP	WLS	BF	H	R	ER	SO	BB	IBB	HBP	BLK	WP	HR	S	P	ERA	WHIP
46 Oliver Pérez, L ERA: 2.54	(1, 1)	7.0	W	28	4	0	0	5	2	0	2	0	1	0	81	122	0.00	0.857
35 Joe Smith, R ERA: 1.37	(8, 1)	1.0	H	3	0	0	0	2	0	0	0	0	0	0	8	13	0.00	0.000
13 Billy Wagner, L ERA: 0.9	(9, 1)	1.0	S	4	1	0	0	2	0	0	0	0	0	0	12	19	0.00	1.000

PITCHER	IP	WLS	BF	H	R	ER	SO	BB	IBB	HBP	BLK	WP	HR	S	P	ERA	WHIP

Batter	1	2	3	4	5	6	7	8	9	AB	R	H	RBI	BB	SO	LOB
7 José Reyes, S (1, 6) OBP: 0.392, SLG: 0.484	C FA 95 C FA 96 B FA 95 F FA 96 B FA 97 F FA 96 T SL 88 2-2 ① K		F FA 95 S FA 96 F SI 90 F FA 96 B FS 90 D SI 92 B FA 96 X FA 95 3-2 15 1B 1-2 1B		C FA 94 B CH 86 B CH 86 B FA 95 X FA 94 3-1 ② G4-3		B FA 94 F FA 94 F SL 87 F FA 95 X SL 88 1-2 ③ FC4-6 1-2f		C SL 83 B FA 92 X FA 91 1-1 ③ P6	5	0	1	0	0	1	4
10 Endy Chavez, L (1, 7) OBP: 0.390, SLG: 0.478	C FA 97 B FA 95 B FA 95 B SL 89 F FA 96 S SL 87 3-3 ② K		B FA 94 B FA 95 F FA 95 S SL 88 S SI 90 2-3 ② K		F FA 95 X FS 88 0-1 ③ F7			C FA 96 C FA 96 X FA 96 0-2 ① G5-3		4	0	0	0	0	2	2
15 Carlos Beltrán, S (1, 8) OBP: 0.385, SLG: 0.523	X FS 86 0-0 1B		C FA 96 F FA 96 B FS 90 X SI 90 1-2 1-2 2-3 1B			C SL 88 B FA 95 C FA 95 B FA 95 B FA 96 X FA 95 3-2 ① G6-3		B FA 96 B FA 95 B FA 94 B FA 95 4-0 BB		3	0	2	0	1	0	0
5 David Wright, R (1, 5) OBP: 0.353, SLG: 0.472	B SL 89 S SL 88 1 SAFE S FA 95 1 SAFE X SL 88 1-2 ③ G5-3		F SL 90 S SL 91 F SL 91 S SL 90 0-3 ③ K			C FA 96 S FA 95 S SL 89 0-3 ② K		B FA 95 1 SAFE B SL 83 S FA 96 T FA 97 F FA 96 F FA 96 C SL 83 2-3 ② K		4	0	0	0	0	3	5
16 Paul Lo Duca, R (1, 2) OBP: 0.359, SLG: 0.390		B FA 96 C FA 95 X CH 83 1-1 ① G5-3		C SL 89 X SL 89 0-1 20 G6-3 20 S 1B		X SL 91 0-0 ③ G6-3		C FA 96 F SL 84 X FA 96 0-2 ③ F8		4	0	1	0	0	0	1
21 Carlos Delgado, L (1, 3) OBP: 0.292, SLG: 0.316		C CH 86 X FA 95 0-1 ② G5-3		B FA 95 B CH 85 F FA 95 X FA 94 2-1 ① F8			X FA 95 0-0 ① F7		C FA 91 B FA 92 F FA 93 X FA 94 1-2 SH5-4 20 E G1-3 1B	4	1	1	0	0	0	1
20 Shawn Green, L (1, 9) OBP: 0.376, SLG: 0.491 27 Carlos Gómez, R (9, PR) OBP: 0.333, SLG: 0.389		C CH 85 B FA 95 X CH 85 1-1 ③ F8		F FA 94 B FA 95 F FA 95 X FS 89 1-2 ② G6-3 1-3			C FA 94 B FA 95 F FA 94 B FA 90 B FS 89 X FA 94 3-2 17 FC3-6 1B		S FA 92 F SL 86 X CU 80 0-2 E4 G1-3 SH5-4 1-2	4 0	0 0	1 0	0 0	0 0	0 0	2 0
Ruben Gotay, S (1, 4) OBP: 0.276, SLG: 0.429			C FA 94 S FS 89 X FS 89 0-2 ① G3-1	X SL 88 0-0 ③ G4-3			B SL 87 C FA 94 F CU 78 X CH 88 1-2 17 FC3-6 1-2 1B		B FA 92 C FA 90 X FA 90 1-1 ① SH5-4 1-2 2-3	3	0	1	0	0	0	1
Tom Glavine, L (1, 1) OBP: 0.238, SLG: 0.200 17 David Newhan, L (7, PH) OBP: 0.324, SLG: 0.267 Scott Schoeneweis, L (7, 1) Aaron Heilman, R (8, 1) Julio Franco, R (9, PH) OBP: 0.286, SLG: 0.276			C FA 94 X FA 96 0-1 15 1B 7 1B 1B	C FA 94 X FA 95 0-1 ① G6-3			B FA 94 C SL 85 X CH 88 1-1 ② FC3-6 7 FC4-6 1-2f 2-3		S SL 84 X FA 92 0-1 ② G1-3 2-3 3-H	2 1 0 0 1	0 0 0 0 0	1 0 0 0 1	0 0 0 0 0	0 0 0 0 0	0 0 0 0 0	0 2 0 0 2
Inning Stats	R: 0 E: 0 K: 2 S: 12 H: 1 LOB: 1 BB: 0 P: 18	R: 0 E: 0 K: 0 S: 6 H: 0 LOB: 0 BB: 0 P: 8	R: 0 E: 0 K: 2 S: 20 H: 3 LOB: 3 BB: 0 P: 26	R: 0 E: 0 K: 0 S: 8 H: 1 LOB: 1 BB: 0 P: 11	R: 0 E: 0 K: 0 S: 6 H: 0 LOB: 0 BB: 0 P: 9	R: 0 E: 0 K: 1 S: 7 H: 0 LOB: 0 BB: 0 P: 10	R: 0 E: 0 K: 0 S: 13 H: 2 LOB: 2 BB: 0 P: 19	R: 0 E: 0 K: 1 S: 11 H: 0 LOB: 1 BB: 1 P: 17	R: 1 E: 1 K: 0 S: 12 H: 1 LOB: 2 BB: 0 P: 15	1B: 8 2B: 0 3B: 0 HR: 0	SF: 0 SAC: 1 DP: 0 HBP: 0					WP: 0 PB: 0 SB: 1 CS: 0	PA: 37

PITCHER		IP	WLS	BF	H	R	ER	SO	BB	IBB	HBP	BLK	WP	HR	S	P	ERA	WHIP
29 John Smoltz, R ERA: 2.58	(1, 1)	7.0	W	28	7	0	0	5	0	0	0	0	0	0	72	101	0.00	1.000
39 Rafael Soriano, R ERA: 2.49	(8, 1)	1.0	H	4	0	0	0	1	1	0	0	0	0	0	11	17	0.00	1.000
Bob Wickman, R ERA: 3.14	(9, 1)	1.0	S	5	1	1	0	0	0	0	0	0	0	0	12	15	0.00	1.000

PITCHER	IP	WLS	BF	H	R	ER	SO	BB	IBB	HBP	BLK	WP	HR	S	P	ERA	WHIP

TOP

New York Mets @ Atlanta Braves

Turner Field, Atlanta, GA

Thu May 24 2007, 7:37 PM EDT
Att. 36,660 - Partly Cloudy - 79 F

livebaseballscorecards.com

AB	35
R	1
H	8
RBI	1
BB	1
SO	6
LOB	20

New York Mets @ Atlanta Braves

Turner Field, Atlanta, GA

Thu May 24 2007, 7:37 PM EDT
Att. 36,660 - Partly Cloudy - 79 F

livebaseballscorecards.com

BOTTOM

Batter	1	2	3	4	5	6	7	8	9	AB	R	H	RBI	BB	SO	LOB
2 Kelly Johnson, L (1, 4) OBP: 0.390, SLG: 0.497	C FA 87 X FA 86 0-1 24 1B 7 SF8 1B	C SL 81 X CU 70 0-1 P6 ③		F FA 88 B FA 81 S FA 81 X FA 88 1-2 G6-3 ③			B FA 92 B FA 92 B FA 92 C FA 90 B FA 91 4-1 24 S BB			3	1	1	0	1	0	1
24 Martín Prado, R (1, 5) OBP: 0.154, SLG: 0.154	1 SAFE B FA 86 B FA 80 F FA 88 1 SAFE C CH 80 B CH 80 X CH 79 3-2 7 SF8 11 G5-3 1-3 1B		C CH 79 C FA 85 B FA 85 X FA 87 1-2 F7 ①		B FA 87 B FA 86 B FA 86 C FA 86 X FA 87 3-1 G6-3 ①		C FA 92 F SL 84 B FA 93 X FA 92 1-2 G6-3 ③ 1-2			4	0	1	0	0	0	1
11 Edgar Renteria, R (1, 6) OBP: 0.390, SLG: 0.495	B FA 88 B FA 89 B FA 81 X FA 89 3-0 G5-3 ① 1-2		B FA 80 B CH 80 B FA 87 C FA 88 X FA 88 3-1 2B		C CH 80 X CH 80 0-1 F8 ②			X FA 94 0-0 G5-3 ①		4	0	1	0	0	0	2
7 Jeff Francoeur, R (1, 9) OBP: 0.353, SLG: 0.492	F FA 88 F FA 88 D FA 81 D FA 81 F FA 82 F FA 89 F FA 90 F FA 90 F FA 82 2-2 X FA 81 SF8 ② 2-3 3-H		B FA 82 F FA 88 F FA 88 B FA 88 B FA 82 X FA 88 3-2 F7 ②		F FA 87 B FA 87 B FA 86 B FA 87 F CH 80 X CH 79 3-2 G5-3 ③			X FA 93 0-0 P5 ②		3	0	0	1	0	0	1
Andruw Jones, R (1, 8) OBP: 0.342, SLG: 0.396	B FA 88 B FA 88 B FA 82 C FA 83 B FA 89 4-1 BB		B CH 77 B FA 82 B FA 82 C FA 82 B FA 81 4-1 BB			C FA 86 B FA 84 F CH 79 C CH 80 1-3 K ①		C FA 94 C FA 93 X FA 95 0-2 G6-3 ③		2	0	0	0	2	1	0
16 Brian McCann, L (1, 2) OBP: 0.353, SLG: 0.460	C FA 89 B FA 89 B FA 88 X FA 89 2-1 G5-3 ③		C FA 82 X FA 88 0-1 P1 ③			B CH 79 B CH 79 F FA 85 B FA 87 X CH 80 3-1 P4 ②				3	0	0	0	0	0	4
23 Matt Diaz, R (1, 7) OBP: 0.369, SLG: 0.510 Willie Harris, L (8, 7) OBP: 0.439, SLG: 0.448		B B X 2-0 HR		B SL 84 C FA 86 X CU 70 1-1 29 G4-3 2B		B CH 78 B FA 86 F FA 87 F FA 88 F FA 88 B FA 80 X FA 88 3-2 G5-3 ③				3 1 2 1 0 0 0 0 0 0 0 0 0 0						
Scott Thorman, L (1, 3) OBP: 0.280, SLG: 0.454		B FA 86 X FA 85 1-0 G1-3 ①		B FA 86 B FA 87 B CH 80 C FA 87 F CH 80 F CH 80 C FA 88 3-3 K ①			B FA 92 X FA 92 1-0 G4-3 ①			3	0	0	0	0	1	1
29 John Smoltz, R (1, 1) OBP: 0.053, SLG: 0.105 Chris Woodward, R (7, PH) OBP: 0.226, SLG: 0.254 39 Rafael Soriano, R (8, 1) Bob Wickman, R (9, 1)		S FA 86 B FA 85 X CH 79 1-1 G4-3 ②		D FA 80 B FA 88 F FA 88 2 SAFE X FA 81 2-1 G4-3 ② 2-3			F FA 92 C SL 83 B SL 84 F SL 86 B FA 92 B SL 82 X FA 92 3-2 G6-3 ②			2 0 0 0 0 0 1 1 0 0 0 0 0 0 0 0 0 0 0 0 0 0 0 0 0 0 0 0						
Inning Stats	R: 1 E: 0 K: 0 S: 17 H: 2 LOB: 2 BB: 1 P: 31	R: 1 E: 0 K: 0 S: 6 H: 1 LOB: 0 BB: 0 P: 10	R: 0 E: 0 K: 0 S: 11 H: 1 LOB: 2 BB: 1 P: 22	R: 0 E: 0 K: 1 S: 11 H: 1 LOB: 1 BB: 0 P: 18	R: 0 E: 0 K: 0 S: 7 H: 0 LOB: 0 BB: 0 P: 13	R: 0 E: 0 K: 1 S: 9 H: 0 LOB: 0 BB: 0 P: 16	R: 0 E: 0 K: 0 S: 9 H: 0 LOB: 1 BB: 1 P: 18	R: 0 E: 0 K: 0 S: 5 H: 0 LOB: 0 BB: 0 P: 5		1B: 2 2B: 2 3B: 0 HR: 1 SF: 1 SAC: 0 DP: 0 HBP: 0				WP: 0 PB: 0 SB: 1 CS: 0 PA: 32		

	AB	28
	R	2
	H	5
	RBI	2
	BB	3
	SO	2
	LOB	11

PITCHER		IP	WLS	BF	H	R	ER	SO	BB	IBB	HBP	BLK	WP	HR	S	P	ERA	WHIP
Tom Glavine, L ERA: 3.39	(1, 1)	6.0	L	25	5	2	2	2	2	0	0	0	0	1	61	110	3.00	1.167
Scott Schoeneweis, L ERA: 6.16	(7, 1)	1.0		4	0	0	0	0	1	0	0	0	0	0	9	18	0.00	1.000
Aaron Heilman, R ERA: 3.15	(8, 1)	1.0		3	0	0	0	0	0	0	0	0	0	0	5	5	0.00	0.000

PITCHER	IP	WLS	BF	H	R	ER	SO	BB	IBB	HBP	BLK	WP	HR	S	P	ERA	WHIP

Philadelphia Phillies @ Atlanta Braves

Turner Field, Atlanta, GA

Fri May 25 2007, 7:35 PM EDT

Att. 35,402 - Clear - 80 F

livebaseballscorecards.com

Batter	1	2	3	4	5	6	7	8	9	AB	R	H	RBI	BB	SO	LOB
11 Jimmy Rollins, S (1, 6) OBP: 0.323, SLG: 0.493	8 G4-3 / 26 G3-1 2B		8 1B / 26 G4-3 2B		F8	K		8 1B / 6 2B BB		4	3	2	0	1	1	3
8 Shane Victorino, S (1, 9) OBP: 0.358, SLG: 0.367	G4-3		26 G4-3 1B		26 1B		K	6 2B 1B		5	1	3	1	0	1	1
26 Chase Utley, L (1, 4) OBP: 0.380, SLG: 0.545	G3-1		G4-3		1B		BB 19 1B / 6 WP HBP	F7		4	1	1	2	0	0	3
6 Ryan Howard, L (1, 3) OBP: 0.381, SLG: 0.431	L4		F8		K		BB 19 1B IBB	2B		4	1	1	2	1	1	3
Pat Burrell, R (1, 7) OBP: 0.400, SLG: 0.417 9 Michael Bourn, L (7, 7) OBP: 0.393, SLG: 0.318		G5-3	G6-3	G6-3	F8	F4		K		4 1	0 0	0 0	0 0	0 1	0 1	2 1
Aaron Rowand, R (1, 8) OBP: 0.396, SLG: 0.508		G6-3	G6-3	1B	19 G3 1B	19 1B BB			G4-3	4	0	1	0	1	0	0
19 Greg Dobbs, L (1, 5) OBP: 0.341, SLG: 0.487 59 Mike Zagurski, L (8, 1) 28 Jayson Werth, R (9, PH) OBP: 0.362, SLG: 0.460 44 Yoel Hernandez, R (9, 1)		G4-3	1B	G3	HR					4 0 1 0	0 0 1 0	2 0 1 0	2 0 1 0	0 0 0 0	0 0 0 0	1 0 0 0
51 Carlos Ruiz, R (1, 2) OBP: 0.304, SLG: 0.402			G4-3	F9	IBB	F9		F7		4	0	0	0	1	0	3
Jamie Moyer, L (1, 1) OBP: 0.200, SLG: 0.240 Wes Helms, R (8, PH) OBP: 0.315, SLG: 0.321 (8, 5)			11 2B / 8 1B 1B	P5	1B	L3		K		3 2	1 0	2 0	0 0	0 0	0 1	0 0
Inning Stats	R: 1 E: 0 K: 0 S: 8 H: 1 LOB: 0 BB: 0 P: 14	R: 0 E: 0 K: 0 S: 5 H: 0 LOB: 0 BB: 0 P: 9	R: 2 E: 0 K: 0 S: 18 H: 3 LOB: 1 BB: 0 P: 26	R: 0 E: 0 K: 0 S: 6 H: 1 LOB: 1 BB: 0 P: 8	R: 0 E: 0 K: 1 S: 16 H: 2 LOB: 2 BB: 0 P: 22	R: 0 E: 0 K: 1 S: 9 H: 2 LOB: 3 BB: 1 P: 19	R: 2 E: 0 K: 1 S: 16 H: 1 LOB: 2 BB: 2 P: 28	R: 2 E: 0 K: 1 S: 12 H: 2 LOB: 1 BB: 1 P: 21	R: 1 E: 0 K: 1 S: 7 H: 1 LOB: 0 BB: 0 P: 9	1B: 9 2B: 3 3B: 0 HR: 1	SF: 0 SAC: 0 DP: 0 HBP: 1			WP: 1 PB: 0 SB: 0 CS: 0		PA: 45	

TOP	
AB	40
R	8
H	13
RBI	8
BB	4
SO	5
LOB	17

PITCHER		IP	WLS	BF	H	R	ER	SO	BB	IBB	HBP	BLK	WP	HR	S	P	ERA	WHIP
15 Tim Hudson, R ERA: 2.79	(1, 1)	6.2	L	34	10	5	5	3	1	2	1	0	1	0	75	122	6.75	1.650
Tyler Yates, R ERA: 3.91	(7, 1)	1.1		7	2	2	2	1	1	0	0	0	0	0	15	25	13.50	2.250
58 Peter Moylan, R ERA: 2.01	(9, 1)	1.0		4	1	1	1	1	0	0	0	0	0	1	7	9	9.00	1.000

PITCHER	IP	WLS	BF	H	R	ER	SO	BB	IBB	HBP	BLK	WP	HR	S	P	ERA	WHIP

Philadelphia Phillies @ Atlanta Braves

Turner Field, Atlanta, GA

Fri May 25 2007, 7:35 PM EDT
Att. 35,402 - Clear - 80 F

BOTTOM

Batter	1	2	3	4	5	6	7	8	9	AB	R	H	RBI	BB	SO	LOB
2 Kelly Johnson, L (1, 4) OBP: 0.387, SLG: 0.491	B C C B F CH 75 S CH 76 2-3 ① **K**		C FA 83 B FA 81 B FA 82 F CH 75 F FA 83 X CU 76 2-2 ② **G3-1**			C CH 75 B SL 82 B FA 82 X CH 76 2-1 SH5-4 24 1B 7 G5-3 1B		C CU 82 B FA 93 X 1-1 ② **G3**		4	1	1	0	0	1	0
24 Martín Prado, R (1, 5) OBP: 0.176, SLG: 0.176	B FA 82 C FA 83 X CH 76 1-1 ② **L1**		B CU 77 F CU 76 T CH 74 B FA 82 X CH 74 2-2 ③ **G1-3**			1 SAFE B FA 83 C FA 81 C SL 81 F FA 83 1 SAFE B FA 82 X FA 81 2-2 SH5-4 7 E 1B **1-2**		B CU 83 C FA 92 B CH 85 F FA 94 B FA 94 X FA 94 3-2 ③ **G4-3**		4	1	1	0	0	0	0
11 Edgar Renteria, R (1, 6) OBP: 0.391, SLG: 0.492 Chris Woodward, R (5, 6) OBP: 0.222, SLG: 0.250	C FA 83 B CH 79 F CH 76 B FA 83 B CH 77 F FA 79 B FA 83 4-2 **BB**			C CU 68 B CU 68 F FA 82 B FA 82 C CH 75 2-3 ① **K**		B FA 79 X FA 81 1-0 ① **SH5-4** **1-2** **2-3**			B FA 91 F B FA 90 X FA 92 2-1 ① **F8**	1 1	0 0	0 0	0 0	1 0	1 0	0 0
7 Jeff Francoeur, R (1, 9) OBP: 0.351, SLG: 0.487	F CH 76 1 SAFE 1 SAFE X FA 83 0-1 ③ **F7**			F CH 73 B CH 73 B FA 80 B CH 74 X CU 69 3-1 G5-4-3 1B		S CH 75 B FA 82 X CH 74 1-1 ② **G5-3** **2-H** **3-H**			B CU 80 C FA 92 X FA 92 1-1 ② **G4-3**	4	0	1	1	0	0	1
Andruw Jones, R (1, 8) OBP: 0.340, SLG: 0.399		F FA 82 F FA 81 F CH 75 X FC 78 0-2 16 G3 23 SF8 2B		F CH 74 B FA 83 B FA 81 F CH 74 1 SAFE F CH 72 X FA 82 2-2 ② ③ **G5-4-3** **1-2f**		B FA 82 X CH 74 1-0 ③ **G6-3**			C FA 93 X CU 83 0-1 ③ **P3**	4	1	1	0	0	0	1
16 Brian McCann, L (1, 2) OBP: 0.346, SLG: 0.450		C CH 77 B FA 83 B FA 83 C CH 75 X CH 76 2-2 ① **G3** **2-3**		C FA 82 X 0-1 ① **G4-3**			B CU 70 F FA 81 F FA 81 X CH 74 1-2 ① **G3-1**			3	0	0	0	0	0	1
23 Matt Diaz, R (1, 7) OBP: 0.368, SLG: 0.510		B CU 78 S CH 75 B CH 74 F CH 78 X CH 74 2-2 ② **SF8** **3-H**		B CU 69 S CH 75 X CH 74 1-1 1B			S CH 75 B CH 73 B CH 73 C CH 72 B FA 80 F CH 74 X CH 75 3-2 ② **F8**			2	0	1	1	0	0	0
Scott Thorman, L (1, 3) OBP: 0.273, SLG: 0.443		B CU 70 F CH 75 B FA 82 X FA 82 2-1 ③ **F8**		X CU 75 0-0 ② **L9**			C FA 83 B FA 83 F CH 77 S CH 75 1-3 ③ **K**			3	0	0	0	0	1	1
15 Tim Hudson, R (1, 1) OBP: 0.231, SLG: 0.208 Tyler Yates, R (7, 1) Willie Harris, L (8, PH) OBP: 0.433, SLG: 0.441 58 Peter Moylan, R (9, 1)			C FA 82 B FA 80 S CU 75 S CH 73 1-3 ① **K**	X FA 81 0-0 ③ **G6-3**				X FA 92 0-0 ① **F9**		2 0 1 0	0 0 0 0	0 0 0 0	0 0 0 0	1 0 0 0	1 0 0 0	1 0 0 0
Inning Stats	R: 0 E: 0 K: 1 S: 11 H: 0 LOB: 1 BB: 1 P: 18	R: 1 E: 0 K: 0 S: 12 H: 1 LOB: 0 BB: 0 P: 18	R: 0 E: 0 K: 1 S: 10 H: 0 LOB: 0 BB: 0 P: 15	R: 0 E: 0 K: 1 S: 9 H: 1 LOB: 0 BB: 0 P: 16	R: 0 E: 0 K: 0 S: 6 H: 1 LOB: 1 BB: 0 P: 7	R: 2 E: 1 K: 0 S: 10 H: 2 LOB: 0 BB: 0 P: 17	R: 0 E: 0 K: 1 S: 10 H: 0 LOB: 0 BB: 0 P: 15	R: 0 E: 0 K: 0 S: 6 H: 0 LOB: 0 BB: 0 P: 10	R: 0 E: 0 K: 0 S: 6 H: 0 LOB: 0 BB: 0 P: 9	1B: 4 2B: 1 3B: 0 HR: 0	SF: 1 SAC: 1 DP: 1 HBP: 0			WP: 0 PB: 0 SB: 0 CS: 0	PA: 32		

livebaseballscorecards.com

AB	29
R	3
H	5
RBI	2
BB	1
SO	4
LOB	5

PITCHER		IP	WLS	BF	H	R	ER	SO	BB	IBB	HBP	BLK	WP	HR	S	P	ERA	WHIP
Jamie Moyer, L ERA: 4.18	(1, 1)	7.0	W	26	5	3	2	4	1	0	0	0	0	0	68	106	2.57	0.857
59 Mike Zagurski, L ERA:	(8, 1)	1.0		3	0	0	0	0	0	0	0	0	0	0	6	10	0.00	0.000
44 Yoel Hernandez, R ERA: 2.7	(9, 1)	1.0		3	0	0	0	0	0	0	0	0	0	0	6	9	0.00	0.000

PITCHER	IP	WLS	BF	H	R	ER	SO	BB	IBB	HBP	BLK	WP	HR	S	P	ERA	WHIP

Batter	1	2	3	4	5	6	7	8	9	AB	R	H	RBI	BB	SO	LOB
11 Jimmy Rollins, S (1, 6) OBP: 0.321, SLG: 0.486	B FA 89 B FA 89 B FA 89 C FA 88 C FA 90 X FA 90 3-2 ① P4		X FA 93 0-0 ① 8 1B, 26 2B, 1-2 1B	B FA 88 C FA 88 B FA 89 F CU 72 X CH 79 2-2 ③ G3-1			B SL 91 C FA 98 C FA 98 F SL 92 B FA 98 S SL 91 2-3 ① K		F FA 90 B FA 90 F CH 87 T CH 87 1-2 ① K	5	1	1	0	0	2	0
8 Shane Victorino, S (1, 9) OBP: 0.364, SLG: 0.401	B FA 92 F FA 89 C FA 92 B FA 92 F FA 91 F FA 92 X FA 93 2-2 ② F7		C CU 72 X FA 93 0-1 26 2B, PB, 1-2, 2-3 1B		B FA 87 X FA 86 1-0 26 1B 3B		X FA 97 0-0 HR		F FA 91 X CH 85 0-1 ② F8	5	3	3	1	0	0	0
26 Chase Utley, L (1, 4) OBP: 0.385, SLG: 0.549	B FA 90 X FA 92 1-0 ③ G4-3		B FA 93 C CH 79 C FA 92 F FA 95 X FA 95 1-2 PB, 1-3, 2-H, 3-H 2B		C FA 93 B CU 80 X CU 80 1-1 3-H 1B		C FA 98 S FA 98 B FA 98 B SL 93 B SL 91 B SL 91 4-2 HBP BB		F CH 87 T SL 88 B CH 86 S SL 83 1-3 ③ K	4	0	2	3	1	1	0
6 Ryan Howard, L (1, 3) OBP: 0.377, SLG: 0.419		S B FA 92 B CH 80 X FA 89 2-1 ① G4-3	I IN 66 I IN 67 I IN 68 I 4-0 PB IBB		B FA 94 F FA 93 B FA 92 F SL 83 S FA 93 2-3 ① K		S SL 91 B FA 97 F SL 90 X SL 90 1-2 ② F9			3	0	0	0	1	1	2
Pat Burrell, R (1, 7) OBP: 0.397, SLG: 0.408 Wes Helms, R (7, 5) OBP: 0.315, SLG: 0.321		X FA 92 0-0 ② G6-3	B FA 93 F CU 74 C CU 76 B FA 94 F CU 78 F FA 92 C FA 92 2-3 ② K 1-2, 2-3, 3-H		1 SAFE 1 SAFE B FA 92 B FA 92 B FA 92 F FA 92 X FA 92 3-1 ② F8		F FA 96 1 SAFE S SL 91 B SL 90 B SL 88 H FA 96 3-2 1-2 HBP			3 0	0 0	0 0	0 0	0 0	1 0	3 0
19 Greg Dobbs, L (1, 5) OBP: 0.337, SLG: 0.468 59 Mike Zagurski, L (7, 1) Geoff Geary, R (8, 1) Antonio Alfonseca, R (9, 1)		B FA 91 C FA 89 X CH 81 1-1 ③ P6	I IN 64 I IN 68 I IN 68 I 4-0 2 FC5-4 IBB		F FA 93 1 SAFE F CU 79 F FA 92 S SL 83 0-3 ③ K		B FA 96 B FA 97 B FA 97 F FA 96 S FA 96 F FA 98 X FA 97 3-2 F9			3 0 0 0	0 0 0 0	0 0 0 0	0 0 0 0	1 0 0 0	1 0 0 0	3 0 0 0
2 Rod Barajas, R (1, 2) OBP: 0.356, SLG: 0.367	C FA 91 F FA 93 F FA 94 F FA 94 B CU 76 F FA 94 F FA 95 F FA 95 S CH 84 1-3 ① K B CU 73 C FA 92 B FA 90 F CU 74 X FA 93 2-2 ③ FC5-4 1-2T					B FA 90 F FA 91 S CU 77 F FA 92 S CU 79 1-3 ① K		B FA 90 C FA 90 X FA 90 1-1 ① L5		4	0	0	0	0	2	3
9 Michael Bourn, L (1, 8) OBP: 0.375, SLG: 0.308 (7, 7)			X FA 92 0-0 23 S, 23 1B 1B	C C FA 85 T CH 81 0-2 ① K		B FA 92 F FA 91 B CU 76 F FA 90 B FC 83 X FA 90 3-2 ② G3		B FA 90 F CH 85 B FA 90 B FA 89 F FA 89 X FA 91 3-2 ② G4-3		4	1	1	0	0	1	0
23 Adam Eaton, R (1, 1) OBP: 0.154, SLG: 0.192 Aaron Rowand, R (7, 8) OBP: 0.394, SLG: 0.505			B FA 87 X FA 90 1-0 8 1B, 11 1B, 26 2B, 1-H 1B	B FA 90 F FA 89 C FA 92 B CU 78 F FA 91 X FA 93 2-2 ② F8		B FA 92 X FA 90 1-0 ③ F7		C SL 88 B FA 92 B FA 91 X FA 91 2-1 ③ P5		3 1	1 0	1 0	1 0	0 0	0 0	0 0
Inning Stats	R: 0 E: 0 K: 0 S: 9 H: 0 LOB: 0 BB: 0 P: 15	R: 0 E: 0 K: 0 S: 5 H: 0 LOB: 0 BB: 0 P: 8	R: 4 E: 0 K: 2 S: 25 H: 5 LOB: 3 BB: 2 P: 40	R: 0 E: 0 K: 1 S: 10 H: 0 LOB: 0 BB: 0 P: 14	R: 1 E: 0 K: 2 S: 12 H: 2 LOB: 1 BB: 0 P: 19	R: 0 E: 0 K: 1 S: 8 H: 0 LOB: 0 BB: 0 P: 13	R: 1 E: 0 K: 1 S: 16 H: 1 LOB: 2 BB: 1 P: 29	R: 0 E: 0 K: 0 S: 7 H: 0 LOB: 0 BB: 0 P: 13	R: 0 E: 0 K: 2 S: 8 H: 0 LOB: 0 BB: 0 P: 10	1B: 5 2B: 1 3B: 1 HR: 1	SF: 0 SAC: 0 DP: 0 HBP: 1			WP: 0 PB: 1 SB: 1 CS: 0	PA: 39		

PITCHER		IP	WLS	BF	H	R	ER	SO	BB	IBB	HBP	BLK	WP	HR	S	P	ERA	WHIP
38 Buddy Carlyle, R ERA: 11.25	(1, 1)	4.0	L	20	6	5	5	3	0	2	0	0	0	0	50	79	11.25	1.500
Macay McBride, L ERA: 3.52	(5, 1)	2.0		7	1	0	0	3	0	0	0	0	0	0	19	30	0.00	0.500
Tyler Yates, R ERA: 4.13	(7, 1)	1.0		6	1	1	1	1	1	0	1	0	0	1	16	29	9.00	2.000
Oscar Villarreal, R ERA: 3.75	(8, 1)	2.0		6	0	0	0	2	0	0	0	0	0	0	15	23	0.00	0.000

PITCHER	IP	WLS	BF	H	R	ER	SO	BB	IBB	HBP	BLK	WP	HR	S	P	ERA	WHIP

TOP

Philadelphia Phillies @ Atlanta Braves

Turner Field, Atlanta, GA

Sat May 26 2007, 3:55 PM EDT
Att. 40,122 - Partly Cloudy - 84 F

livebaseballscorecards.com

AB	35
R	6
H	8
RBI	5
BB	3
SO	9
LOB	11

Philadelphia Phillies @ Atlanta Braves

Turner Field, Atlanta, GA

Sat May 26 2007, 3:55 PM EDT
Att. 40,122 - Partly Cloudy - 84 F

BOTTOM

livebaseballscorecards.com

Batter	1	2	3	4	5	6	7	8	9	AB	R	H	RBI	BB	SO	LOB
2 Kelly Johnson, L (1, 4) OBP: 0.388, SLG: 0.494	X 0-0 ① P5		B FA 89 B C FA 90 F FA 91 X CH 83 2-2 11 2B 2B	C SL 81 D FA 90 F SL 83 B FA 93 B FA 94 X FA 94 3-2 ③ G3-1			C FA 92 X FA 93 0-1 23 G4-6-3 1B		C FA 96 B FA 96 F FA 95 B FA 95 F FA 95 F FA 96 X FA 96 2-2 ③ F7	5	1	2	0	0	0	2
Willie Harris, L (1, 7) OBP: 0.443, SLG: 0.475 23 Matt Diaz, R (7, PH) OBP: 0.364, SLG: 0.505 (8, 7)	C FA 88 B FA 88 B FA 88 X FA 91 2-1 11 G6-3 3B		B FC 89 F FA 92 B CH 84 L FA 85 B FA 93 B FA 90 4-2 11 2B BB		C CH 84 B SL 87 S SL 88 F FA 91 X FA 92 1-2 ① G4-3		X FA 92 0-0 ①② G4-6-3 1-2f			2 1	2 0	1 0	0 0	1 0	0 0	0 1
11 Edgar Renteria, R (1, 6) OBP: 0.393, SLG: 0.513	F FA 91 B FA 86 F FA 91 X CH 86 1-2 ② G6-3 3-H		B FA 92 B FA 92 C FA 92 X FA 92 2-1 7 G4-3 1-H 2-H 2B		B CH 83 F FA 92 B FA 92 F CH 84 F CU 76 X FA 92 2-2 HR		B FA 93 X FA 93 1-0 ③ F9			4	1	2	4	0	0	0
16 Brian McCann, L (1, 2) OBP: 0.338, SLG: 0.438	B FA 92 X CH 85 1-0 ③ G4-3		F FA 92 X FA 86 0-1 ① P6		F FA 92 F FA 92 B FA 94 B FA 93 B FA 93 F FA 93 X CH 84 3-2 ② G4-3			C FA 92 B SL 84 X SL 82 1-1 ① L9		4	0	0	0	0	0	1
7 Jeff Francoeur, R (1, 9) OBP: 0.349, SLG: 0.479		X CU 75 0-0 ① P3	B FA 92 B FA 92 F CU 77 B FA 93 X SL 86 3-1 ② G4-3 2-3		B FA 92 F CH 85 B FA 94 B FA 92 B FA 93 4-1 BB			X CU 80 0-0 ② G4-3		3	0	0	0	1	0	1
Andruw Jones, R (1, 8) OBP: 0.338, SLG: 0.395		B FA 91 X FA 91 1-0 38 FC5 24 1B 1B	C SL 87 S FA 93 X CU 78 0-2 ③ F8		C FA 93 X FA 93 0-1 ③ F9			X SL 88 0-0 ③ G5-3		4	0	1	0	0	0	2
Scott Thorman, L (1, 3) OBP: 0.273, SLG: 0.437		C FA 92 F FA 92 1 SAFE F FA 92 F FA 93 B FA 92 X SL 83 1-2 ② P5	X CH 83 0-0 ① F8		B FA 92 S FA 92 F FA 92 S CU 74 1-3 ① K			C FA 94 X FA 94 0-1 24 G4-3 1B	4	0	1	0	0	1	1
24 Martin Prado, R (1, 5) OBP: 0.238, SLG: 0.200		1 SAFE B FA 93 C FA 91 C FA 93 B SL 84 X FC 89 2-2 38 FC5 1-2 1B	B FA 91 C SL 86 B FA 91 B FA 92 C FA 91 B FA 93 4-2 38 SH2-4 BB		X FC 89 0-0 ② F9			C FA 95 X FA 95 0-1 ① G4-3 1-2	3	0	1	0	1	0	1
38 Buddy Carlyle, L (1, 1) Macay McBride, L (5, 1) 4 Pete Orr, L (6, PH) OBP: 0.207, SLG: 0.214 Tyler Yates, R (7, 1) Oscar Villarreal, L (8, 1) Jarrod Saltalamacchia, S (9, PH) OBP: 0.419, SLG: 0.346		C FA 94 T FA 94 X FA 93 0-2 ③ FC5 1-2 2-3f	1 SAFE X FA 91 0-0 ② SH2-4 1-2		B FA 90 X FA 91 1-0 ③ G4-3			B X 1-0 ② F7	1 0 1 0 0 0 1	0 0 0 0 0 0 0	0 0 0 0 0 0 0	0 0 0 0 0 0 0	0 0 0 0 0 0 0	0 0 0 0 0 0 0	2 0 0 0 0 0 1
Inning Stats	R: 1 E: 0 K: 0 S: 7 H: 1 LOB: 0 BB: 0 P: 11	R: 0 E: 0 K: 0 S: 13 H: 2 LOB: 2 BB: 0 P: 17	R: 2 E: 0 K: 0 S: 14 H: 2 LOB: 1 BB: 1 P: 25	R: 0 E: 0 K: 0 S: 7 H: 0 LOB: 1 BB: 1 P: 14	R: 1 E: 0 K: 0 S: 15 H: 1 LOB: 1 BB: 1 P: 25	R: 0 E: 0 K: 1 S: 5 H: 0 LOB: 0 BB: 0 P: 7	R: 0 E: 0 K: 0 S: 4 H: 1 LOB: 0 BB: 0 P: 5	R: 0 E: 0 K: 0 S: 4 H: 0 LOB: 0 BB: 0 P: 5	R: 0 E: 0 K: 0 S: 10 H: 1 LOB: 1 BB: 0 P: 13	1B: 4 2B: 2 3B: 1 HR: 1 SF: 0 SAC: 1 DP: 1 HBP: 0						

	AB	33
	R	4
	H	8
	RBI	4
	BB	3
	SO	1
	LOB	12

PITCHER		IP	WLS	BF	H	R	ER	SO	BB	IBB	HBP	BLK	WP	HR	S	P	ERA	WHIP
23 Adam Eaton, R ERA: 5.73	(1, 1)	6.0	W	27	6	4	4	1	3	0	0	0	0	1	61	99	6.00	1.500
59 Mike Zagurski, L ERA:	(7, 1)	1.1	H	4	1	0	0	0	0	0	0	0	0	0	6	8	0.00	0.750
Geoff Geary, R ERA: 3.86	(8, 1)	0.2	H	2	0	0	0	0	0	0	0	0	0	0	2	2	0.00	0.000
Antonio Alfonseca, R ERA: 4.57	(9, 1)	1.0	S	4	1	0	0	0	0	0	0	0	0	0	10	13	0.00	1.000

PITCHER	IP	WLS	BF	H	R	ER	SO	BB	IBB	HBP	BLK	WP	HR	S	P	ERA	WHIP

Philadelphia Phillies @ Atlanta Braves

Turner Field, Atlanta, GA

Sun May 27 2007, 1:05 PM EDT

Att. 38,058 - Overcast - 80 F

TOP

livebaseballscorecards.com

Batter	1	2	3	4	5	6	7	8	9	AB	R	H	RBI	BB	SO	LOB
11 Jimmy Rollins, S (1, 6) OBP: 0.326, SLG: 0.500	B FA 92 X FA 92 1-0 6 HR 3B	C CU 77 B CH 82 B CH 83 B SL 87 B FA 93 4-1 BB			P5 2B		B CU 79 X FA 92 1-0 G4-3		F B S 1-3 K	4	1	2	2	1	0	1
Abraham Nunez, S (8, 6) OBP: 0.363, SLG: 0.394					1-H 2-H					1	0	0	0	0	1	1
8 Shane Victorino, S (1, 9) OBP: 0.365, SLG: 0.401	C CH 80 B SL 85 X CH 81 1-1 P6 ①	B FA 92 1 SAFE B CH 83 1 SAFE C FA 92 X FA 91 2-1 F8 ②			X CH 82 0-0 26 2B 1B 1B X FA 92 0-0 G4-3 ③			C FA 91 X FA 91 0-1 6 HR 1B		5	2	2	0	0	0	3
26 Chase Utley, L (1, 4) OBP: 0.381, SLG: 0.545	X FA 93 0-0 P6 ②	C FA 92 B FA 91 X FA 92 1-1 F7 ③			1 SAFE X FA 91 0-0 1B 19 1B 1-3 2B	F FA 92 B FA 93 B FA 89 X SI 92 2-1 P4 ①		B FA 91 B CH 84 F SL 87 X FA 89 2-1 F8 ①		5	1	1	0	0	0	3
Wes Helms, R (8, 5) OBP: 0.315, SLG: 0.321										0	0	0	0	0	0	0
6 Ryan Howard, L (1, 3) OBP: 0.392, SLG: 0.486	B FA 93 S CH 82 X CH 83 1-1 3-H HR	B CH 81 F CH 82 X CH 82 1-1 G4-3 ①			I IN 62 4-0 19 1B 51 BB 1B IBB	X FA 95 0-0 1B		B CH 85 B SL 87 X FA 91 2-0 1-H HR		4	3	3	4	1	0	0
Aaron Rowand, R (1, 8) OBP: 0.394, SLG: 0.508	X SL 86 0-0 19 HR 2B	C FA 92 B FA 92 S FA 92 F FA 93 C FA 92 1-3 K ②			B FA 92 X FA 92 1-0 51 BB 19 1B 9 1B 1-2 2-3 3-H 1B	B SL 77 X FA 92 1-0 L9 ②		B SL 86 F SL 88 X SI 91 1-1 G6-3 ②		5	2	2	1	0	1	1
19 Greg Dobbs, L (1, 5) OBP: 0.341, SLG: 0.500	B FA 91 S FA 91 B CH 82 B CH 81 X FA 92 3-1 2-H HR	B FA 92 B FA 93 X CH 82 2-0 F8 ③			C FA 91 X CU 80 0-1 9 1B 51 BB 35 SF8 1-2 2-3 3-H 1B	C FA 94 S FA 94 B FA 92 X SL 77 1-2 F8 ③		S SL 87 B CH 85 B SL 88 S FA 90 S SL 87 2-3 K ③		5	2	2	3	0	1	1
51 Carlos Ruiz, R (1, 2) OBP: 0.315, SLG: 0.405	B FA 92 B FA 92 C CU 78 F CU 76 X CH 89 2-2 1B			X FA 91 0-0 G1-3 ①	B FA 90 B FA 90 F FA 91 S FA 92 F FA 93 B FA 92 F FA 91 B FA 91 4-2 9 1B 11 2B 1-2 2-3 3-H BB		B FA 93 C SL 84 F FA 93 X CU 79 1-2 28 G3 1B		X 0-0 G5-3 ①	4	1	2	1	1	0	0
9 Michael Bourn, L (1, 7) OBP: 0.351, SLG: 0.290	B CH 83 1 SAFE C FA 92 F SL 86 B FA 93 X CH 81 2-2 G1-3 ③			C FA 91 B SL 85 B CH 83 B FA 92 C FA 91 X FA 92 3-2 F7 ②	B CH 86 F FA 88 B FA 89 F FA 89 X FA 91 2-2 11 2B 1-2 2-3 3-H 1B		F FA 91 B CH 84 X FA 91 1-1 F8 ①		B X 1-0 G4-3 ②	5	1	1	1	0	0	2
35 Cole Hamels, L (1, 1) OBP: 0.207, SLG: 0.259 28 Jayson Werth, R (7, PH) OBP: 0.356, SLG: 0.451 54 Francisco Del Rosario, R (7, 1) Pat Burrell, R (9, PH) OBP: 0.400, SLG: 0.408 Clay Condrey, R (9, 1) 44 Yoel Hernandez, R (9, 1)		B FA 90 C CU 75 X CU 75 1-1 G3-1 ①		F FA 92 F FA 93 S CH 82 0-3 K ③	C FA 89 X FA 91 0-1 SF8 ② 3-H		B FA 93 B SL 85 B FA 94 C FA 91 X FA 91 3-1 G3 ② 1-2		B C B C F B B 4-2 BB	2 1 0 0 0 0	0 0 0 0 0 0	0 0 0 0 0 0	1 0 0 0 0 0	0 0 0 1 0 0	1 0 0 0 0 0	0 1 0 0 0 0
Inning Stats	R: 4 E: 0 K: 0 S: 15 H: 5 LOB: 1 BB: 0 P: 25	R: 0 E: 0 K: 0 S: 7 H: 0 LOB: 1 BB: 1 P: 15	R: 0 E: 0 K: 1 S: 7 H: 0 LOB: 0 BB: 0 P: 11	R: 0 E: 0 K: 1 S: 7 H: 0 LOB: 0 BB: 0 P: 10	R: 7 E: 0 K: 0 S: 23 H: 6 LOB: 1 BB: 2 P: 37	R: 0 E: 0 K: 0 S: 7 H: 1 LOB: 1 BB: 0 P: 11	R: 0 E: 0 K: 0 S: 8 H: 1 LOB: 1 BB: 0 P: 14	R: 2 E: 0 K: 1 S: 10 H: 2 LOB: 0 BB: 0 P: 17	R: 0 E: 0 K: 1 S: 9 H: 0 LOB: 1 BB: 1 P: 15	1B: 8 2B: 3 3B: 1 HR: 3 SF: 1 SAC: 0 DP: 0 HBP: 0						

	AB	41
	R	13
	H	15
	RBI	13
	BB	4
	SO	4
	LOB	13

WP: 0 PB: 0 SB: 0 CS: 0 PA: 46

PITCHER		IP	WLS	BF	H	R	ER	SO	BB	IBB	HBP	BLK	WP	HR	S	P	ERA	WHIP
26 Kyle Davies, R ERA: 5.51	(1, 1)	4.1	L	23	8	8	8	2	1	1	0	0	0	2	42	73	16.61	2.077
Macay McBride, L ERA: 5.87	(5, 1)	0.0		2	1	0	0	0	1	0	0	0	0	0	6	10	∞	∞
58 Peter Moylan, R ERA: 2.25	(5, 1)	1.2		8	3	3	3	0	0	0	0	0	0	0	18	26	16.20	1.800
54 Chad Paronto, R ERA: 8.16	(7, 1)	2.0		9	3	2	2	1	0	0	0	0	0	1	18	31	9.00	1.500
Oscar Villarreal, R ERA: 3.6	(9, 1)	1.0		4	0	0	0	1	1	0	0	0	0	0	9	15	0.00	1.000

PITCHER		IP	WLS	BF	H	R	ER	SO	BB	IBB	HBP	BLK	WP	HR	S	P	ERA	WHIP

Philadelphia Phillies @ Atlanta Braves

Turner Field, Atlanta, GA

Sun May 27 2007, 1:05 PM EDT

Att. 38,058 - Overcast - 80 F

livebaseballscorecards.com

BOTTOM

Batter	1	2	3	4	5	6	7	8	9	AB	R	H	RBI	BB	SO	LOB
2 Kelly Johnson, L (1, 4) OBP: 0.383, SLG: 0.484	C FA 90 X CU 76 0-1 ① G3-1		C CU 76 B CU 80 S CH 82 X FA 94 1-2 ② F7		B FA 92 F FA 90 F FA 91 B CH 80 T CH 82 2-2 ② K		C FA 96 B FA 90 B FA 96 B FA 88 S FA 96 F FA 98 S FA 98 3-3 ② K		B SL 89 B FA 91 B FA 91 B FA 90 4-0 23 1B, 1B, 1-2 BB	4	1	0	0	1	2	2
23 Matt Diaz, R (1, 7) OBP: 0.366, SLG: 0.500	B FA 91 X FA 90 1-0 1B		F CH 82 S CH 84 S FA 94 0-3 ③ K		B FA 91 X FA 91 1-0 ③ G5-3		B FA 98 C FA 97 B FA 97 X FA 98 2-1 ③ P5		B FA 91 S FA 91 X SL 84 1-1 7 FC5, 1B, 1-2 2-3 3-H 1B	5	0	2	1	0	1	2
11 Edgar Renteria, R (1, 6) OBP: 0.388, SLG: 0.505 Willie Harris, L (7, 8) OBP: 0.458, SLG: 0.492	X FA 90 0-0 ② P6			C CH 82 S B FA 94 F CH 84 S CU 81 1-3 ① K		B FA 89 B FA 91 C FA 90 F CH 80 B FA 92 F FA 92 X CH 82 3-2 ① F9		C FA 95 F FA 97 B SL 87 F FA 97 B FA 91 F FA 98 X FA 90 2-2 4 1B, 1B	B CH 84 C CH 84 B SL 90 F SL 84 B FA 92 X FA 92 3-2 4 G3, 7 FC5, 1-2 2-H 3-H 1B	3 2	0 0	0 2	0 2	0 0	1 0	1 0
7 Jeff Francoeur, R (1, 9) OBP: 0.341, SLG: 0.467	B CH 80 S CH 80 F CH 82 T FA 93 1-2 ③ K			S FA 93 X FA 94 0-1 ② L9		X FA 91 0-0 ② F8		B FA 96 F FA 96 B FA 96 S FA 96 S FA 98 2-3 ① K	X 0-0 ① FC5, 4 G3, 1-2 2-3f	5	0	0	0	0	2	4
Andruw Jones, R (1, 8) OBP: 0.343, SLG: 0.414 54 Chad Paronto, R (7, 1) 4 Pete Orr, L (8, PH) OBP: 0.226, SLG: 0.233 (9, 5)		B CH 80 F FA 92 X FA 92 1-1 ① F7		F CH 83 B FA 92 B FA 92 S FA 94 F CH 84 B CH 83 F CH 83 F CH 84 F FA 94 4-2 BB		C CH 81 X FA 91 0-1 HR		S FA 97 S FA 97 B FA 98 B FA 97 F FA 96 B FA 97 F FA 97 X FA 97 3-2 1-2 1B	B S B F X 2-2 ② G3, 1-2 2-3	2 0 2	1 0 0	1 0 1	1 0 0	1 0 0	0 0 0	0 0 2
Jarrod Saltalamacchia, S (1, 2) OBP: 0.417, SLG: 0.452		B CH 80 S CH 82 X FA 93 1-1 HR		B CH 81 C CH 81 C CU 76 S CH 83 1-3 ③ K		S CU 75 C CH 81 B FA 92 X CU 77 1-2 1B		B FA 97 B CH 88 X FA 97 2-0 ② F7	B FA 91 B FA 92 F FA 92 X FA 91 2-1 ③ G4-3	5	1	2	1	0	1	5
24 Martín Prado, R (1, 5) OBP: 0.240, SLG: 0.208 Oscar Villarreal, L (9, 1)		B FA 93 B FA 92 F FA 93 C CH 82 X CH 84 2-2 ② G1-3			C X CU 74 0-1 2B, 1B	C CH 81 F FA 91 F FA 92 F FA 92 B FA 93 X CH 82 1-2 ③ F8		B FA 97 X FA 97 1-0 ③ G4-3		4 0	1 0	1 0	0 0	0 0	0 0	3 0
Scott Thorman, L (1, 3) OBP: 0.279, SLG: 0.454		B CU 76 S CH 82 S CH 83 B CH 84 F CH 84 B FA 94 F CH 84 S CH 83 3-3 ③ K			X CH 79 0-0 1-H 2B		B FA 96 B FA 94 B FA 94 C FA 94 S FA 96 S FA 96 3-3 ① K		B SL 88 X FA 90 1-0 1B, 23 1B, 2B	4	1	2	1	0	2	0
26 Kyle Davies, R (1, 1) OBP: 0.125, SLG: 0.267 Macay McBride, L (5, 1) 58 Peter Moylan, R (5, 1) Chris Woodward, R (7, 6) OBP: 0.246, SLG: 0.290			C FA 89 B CU 78 F FA 92 C FA 93 1-3 ① K		S FA 90 B FA 92 B CH 82 B FA 90 C FA 91 S FA 91 3-3 ① K		B FA 96 S FA 96 B FA 97 S FA 97 X FA 98 2-2 2B		B FA 90 C CU 83 S CH 82 X CH 83 1-2 23 1B, 2 BB, 1B, 2-3 1B	1 0 1 2	0 0 0 1	0 0 0 2	0 0 0 1	0 0 1 0	1 0 1 0	0 0 1 0
Inning Stats	R: 0 E: 0 K: 1 S: 7 H: 1 LOB: 1 BB: 0 P: 9	R: 1 E: 0 K: 1 S: 12 H: 1 LOB: 0 BB: 0 P: 19	R: 0 E: 0 K: 2 S: 9 H: 0 LOB: 0 BB: 0 P: 11	R: 0 E: 0 K: 2 S: 15 H: 0 LOB: 1 BB: 1 P: 21	R: 1 E: 0 K: 2 S: 10 H: 2 LOB: 1 BB: 0 P: 16	R: 1 E: 0 K: 0 S: 15 H: 2 LOB: 1 BB: 0 P: 20	R: 0 E: 0 K: 2 S: 12 H: 1 LOB: 1 BB: 0 P: 22	R: 0 E: 0 K: 1 S: 15 H: 2 LOB: 2 BB: 0 P: 25	R: 3 E: 0 K: 0 S: 15 H: 4 LOB: 2 BB: 1 P: 29	1B: 8 2B: 3 3B: 0 HR: 2 SF: 0 SAC: 0 DP: 0 HBP: 0	WP: 0 PB: 0 SB: 0 CS: 0 PA: 42					

	AB	40
	R	6
	H	13
	RBI	6
	BB	2
	SO	11
	LOB	20

PITCHER		IP	WLS	BF	H	R	ER	SO	BB	IBB	HBP	BLK	WP	HR	S	P	ERA	WHIP
35 Cole Hamels, L ERA: 3.74	(1, 1)	6.0	W	25	6	3	3	8	1	0	0	0	0	2	68	96	4.50	1.167
54 Francisco Del Rosario, R ERA: 4.7	(7, 1)	2.0		9	3	0	0	3	0	0	0	0	0	0	27	47	0.00	1.500
Clay Condrey, R ERA: 10.8	(9, 1)	0.0		5	4	3	3	0	1	0	0	0	0	0	9	19	∞	∞
44 Yoel Hernandez, R ERA: 2.08	(9, 1)	1.0		3	0	0	0	0	0	0	0	0	0	0	6	10	0.00	0.000

PITCHER	IP	WLS	BF	H	R	ER	SO	BB	IBB	HBP	BLK	WP	HR	S	P	ERA	WHIP

Batter	1	2	3	4	5	6	7	8	9	AB	R	H	RBI	BB	SO	LOB
2 Kelly Johnson, L (1, 4) OBP: 0.385, SLG: 0.481	C B B B B 4-1 23 SH1-3 BB		B F S F X 1-2 ③ G6-3		X 0-0 ③ 1-3 2-H 1B		C X 0-1 ② F6			3	0	1	1	1	0	3
23 Matt Diaz, R (1, 7) OBP: 0.365, SLG: 0.495	1 SAFE X 0-0 ① SH1-3 1-2			B X 1-0 ① G6-3		C X 0-1 11 G6-4-3 1B	X 0-0 ③ F7			3	0	1	0	0	0	3
11 Edgar Renteria, R (1, 6) OBP: 0.380, SLG: 0.495	F C F S 0-3 ② K			C B F F F B X 2-2 ② P4		L B X 1-1 ①② G6-4-3 1-2f		B B C X 2-1 ① G6-3		4	0	0	0	0	1	2
Andruw Jones, R (1, 8) OBP: 0.341, SLG: 0.427	B F X 1-1 ③ F9			F B S X 1-2 HR		X 0-0 E6 7 FC5-4		C C B B X 2-2 ② G1-3		4	1	1	1	0	0	1
7 Jeff Francoeur, R (1, 9) OBP: 0.335, SLG: 0.457		B S S F S 1-3 ① K		X 0-0 ③ F9		X 0-0 ③ FC5-4 1-2f		X 0-0 ③ P2		4	0	0	0	0	1	1
16 Brian McCann, L (1, 2) OBP: 0.335, SLG: 0.432		C B B X 2-1 ② G3-1			S F B B X 2-2 ① P5		X 0-0 1B BB 1B		C X 0-1 ① F8	4	0	1	0	0	0	0
Chris Woodward, R (1, 5) OBP: 0.261, SLG: 0.292		C F F C 0-3 ③ K			C F F B X 1-2 36 1B 2 1B 1B		B B F 1 SAFE B F B 4-2 1B 1-2 BB		C B S X 1-2 ② G5-3	3	1	1	0	1	1	0
Scott Thorman, L (1, 3) OBP: 0.279, SLG: 0.448			B C B X 2-1 ① G4-3		1 SAFE B 1 SAFE S 1 SAFE F S 1-3 ② K		B B S B C F X 3-2 1-2 2-3 1B		B S F B B S 3-3 ③ K	4	0	1	0	0	2	1
36 Chuck James, L (1, 1) OBP: 0.235, SLG: 0.133			C S S 0-3 ② K		X 0-0 2 1B 1-2 1B		C B F S 1-3 ① K			2	0	1	0	0	1	0
24 Martín Prado, R (7, PH) OBP: 0.231, SLG: 0.200										1	0	0	0	0	1	3
Tyler Yates, R (7, 1)										0	0	0	0	0	0	0
39 Rafael Soriano, R (7, 1)										0	0	0	0	0	0	0
Bob Wickman, R (9, 1)										0	0	0	0	0	0	0
Inning Stats	R: 0 E: 0 K: 1 S: 8 H: 0 LOB: 1 BB: 1 P: 13	R: 0 E: 0 K: 2 S: 10 H: 0 LOB: 0 BB: 0 P: 13	R: 0 E: 0 K: 1 S: 9 H: 0 LOB: 0 BB: 0 P: 12	R: 1 E: 0 K: 0 S: 10 H: 1 LOB: 0 BB: 0 P: 14	R: 1 E: 0 K: 1 S: 12 H: 3 LOB: 2 BB: 0 P: 16	R: 0 E: 1 K: 0 S: 6 H: 1 LOB: 1 BB: 0 P: 7	R: 0 E: 0 K: 1 S: 13 H: 2 LOB: 3 BB: 1 P: 21	R: 0 E: 0 K: 0 S: 6 H: 0 LOB: 0 BB: 0 P: 10	R: 0 E: 0 K: 1 S: 8 H: 0 LOB: 0 BB: 0 P: 12	1B: 6 2B: 0 3B: 0 HR: 1	SF: 0 SAC: 1 DP: 1 HBP: 0			WP: 0 PB: 0 SB: 0 CS: 0	PA: 35	

PITCHER		IP	WLS	BF	H	R	ER	SO	BB	IBB	HBP	BLK	WP	HR	S	P	ERA	WHIP
39 Chris Capuano, L ERA: 3.94	(1, 1)	7.0	L	29	7	2	2	6	2	0	0	0	0	1	68	96	2.57	1.286
Derrick Turnbow, R ERA: 3.8	(8, 1)	1.0		3	0	0	0	0	0	0	0	0	0	0	6	10	0.00	0.000
Francisco Cordero, R ERA: 0.45	(9, 1)	1.0		3	0	0	0	1	0	0	0	0	0	0	8	12	0.00	0.000

PITCHER	IP	WLS	BF	H	R	ER	SO	BB	IBB	HBP	BLK	WP	HR	S	P	ERA	WHIP

TOP

Atlanta Braves @ Milwaukee Brewers

Miller Park, Milwaukee, WI

Mon May 28 2007, 1:05 PM CDT

Att. 41,139 - Sunny - 69 F

livebaseballscorecards.com

AB	32
R	2
H	7
RBI	2
BB	2
SO	7
LOB	14

BOTTOM

Atlanta Braves @ Milwaukee Brewers

Miller Park, Milwaukee, WI

Mon May 28 2007, 1:05 PM CDT

Att. 41,139 - Sunny - 69 F

livebaseballscorecards.com

Batter	1	2	3	4	5	6	7	8	9	AB	R	H	RBI	BB	SO	LOB
23 Rickie Weeks Jr., R (1, 4) OBP: 0.352, SLG: 0.442	K	K			BB		SH2-3			2	0	0	0	1	2	3
7 J.J. Hardy, R (1, 6) OBP: 0.348, SLG: 0.578	BB	P2			G4-3		L3			3	0	0	0	1	0	4
8 Ryan Braun, R (1, 5) OBP: 0.250, SLG: 0.533	K	F9			K		K			4	0	0	0	0	3	5
28 Prince Fielder, L (1, 3) OBP: 0.363, SLG: 0.590	P4	G5-3				HR		F8		4	1	1	1	0	0	1
Johnny Estrada, S (1, 2) OBP: 0.294, SLG: 0.456		1B		K		P6		F8		4	0	1	0	0	1	0
2 Bill Hall, R (1, 8) OBP: 0.316, SLG: 0.426 Francisco Cordero, R (9, 1)		K		K		G5-3		K		4 0	0 0	0 0	0 0	0 0	3 0	1 0
Kevin Mench, R (1, 7) OBP: 0.267, SLG: 0.390		1B		K		F8			P4	4	0	1	0	0	1	0
1 Corey Hart, R (1, 9) OBP: 0.330, SLG: 0.387		L9			1B				F7	4	0	2	0	0	0	2
39 Chris Capuano, L (1, 1) OBP: 0.263, SLG: 0.222 Geoff Jenkins, L (7, PH) OBP: 0.349, SLG: 0.567 Derrick Turnbow, R (8, 1) 22 Tony Gwynn Jr., L (9, 8) OBP: 0.387, SLG: 0.382		1B			SH1		BB		G4-3	1 0 0 1	0 0 0 0	1 0 0 0	0 1 0 0	0 0 0 0	0 0 0 0	0 0 0 0
Inning Stats	R: 0 E: 0 K: 2 S: 14 H: 0 LOB: 1 BB: 1 P: 22	R: 0 E: 0 K: 2 S: 16 H: 3 LOB: 3 BB: 0 P: 19	R: 0 E: 0 K: 0 S: 6 H: 0 LOB: 0 BB: 0 P: 9	R: 0 E: 0 K: 3 S: 13 H: 0 LOB: 0 BB: 0 P: 19	R: 0 E: 0 K: 1 S: 8 H: 1 LOB: 2 BB: 1 P: 12	R: 1 E: 0 K: 0 S: 9 H: 1 LOB: 0 BB: 0 P: 12	R: 0 E: 0 K: 1 S: 10 H: 1 LOB: 2 BB: 1 P: 18	R: 0 E: 0 K: 1 S: 7 H: 0 LOB: 0 BB: 0 P: 10	R: 0 E: 0 K: 0 S: 9 H: 0 LOB: 0 BB: 0 P: 12	1B: 5 2B: 0 3B: 0 HR: 1 SF: 0 SAC: 2 DP: 0 HBP: 0						

	AB	31
	R	1
	H	6
	RBI	1
	BB	3
	SO	10
	LOB	16

WP: 0 PB: 0 SB: 0 CS: 0 PA: 36

PITCHER		IP	WLS	BF	H	R	ER	SO	BB	IBB	HBP	BLK	WP	HR	S	P	ERA	WHIP
36 Chuck James, L ERA: 3.86	(1, 1)	6.0	W	25	5	1	1	8	2	0	0	0	0	1	66	93	1.50	1.167
Tyler Yates, R ERA: 4.01	(7, 1)	0.2	H	4	1	0	0	0	1	0	0	0	0	0	7	14	0.00	3.000
39 Rafael Soriano, R ERA: 2.35	(7, 1)	1.1	H	4	0	0	0	2	0	0	0	0	0	0	10	14	0.00	0.000
Bob Wickman, R ERA: 2.93	(9, 1)	1.0	S	3	0	0	0	0	0	0	0	0	0	0	9	12	0.00	0.000

PITCHER	IP	WLS	BF	H	R	ER	SO	BB	IBB	HBP	BLK	WP	HR	S	P	ERA	WHIP

Batter	1	2	3	4	5	6	7	8	9	AB	R	H	RBI	BB	SO	LOB
2 Kelly Johnson, L (1, 4) OBP: 0.386, SLG: 0.479	HR 1B	1B 1B		F7		E4		P5		5	1	2	0	0	0	2
Willie Harris, L (1, 7) (7, 5) OBP: 0.468, SLG: 0.544	HR	11 S 1B		G4-3		P5		1B		5	1	3	2	0	0	3
11 Edgar Renteria, R (1, 6) OBP: 0.376, SLG: 0.492	1B 2B	G6-3			F9	F8		K		5	1	1	0	0	1	5
16 Brian McCann, L (1, 2) OBP: 0.337, SLG: 0.434	F9		G3		F9		7 1B SF7 2B		7 1B G1-3 BB	4	1	1	0	1	0	1
Andruw Jones, R (1, 8) OBP: 0.347, SLG: 0.432	1B		7 S 1B		7 1B 1B		F8		G1-3	5	0	3	1	0	0	2
7 Jeff Francoeur, R (1, 9) OBP: 0.341, SLG: 0.461	F8	F9					1B		1B	5	0	3	0	0	0	2
Scott Thorman, L (1, 3) OBP: 0.269, SLG: 0.435	K	F8			F8		SF7		K	4	0	0	1	0	2	6
4 Pete Orr, L (1, 5) OBP: 0.206, SLG: 0.212		F8		G5-3		F7	K		K	3	0	0	0	0	0	0
23 Matt Diaz, R (7, PH) (7, 7) OBP: 0.359, SLG: 0.486										2	0	0	0	0	2	3
29 John Smoltz, R (1, 1) OBP: 0.095, SLG: 0.143										2	0	1	0	0	1	0
Oscar Villarreal, L (4, 1)										0	0	0	0	0	0	0
Chris Woodward, R (6, PH) OBP: 0.271, SLG: 0.303										1	0	1	0	0	0	0
58 Peter Moylan, R (6, 1)										0	0	0	0	0	0	0
Macay McBride, L (6, 1)										0	0	0	0	0	0	0
54 Chad Paronto, R (7, 1)										0	0	0	0	0	0	0
Jarrod Saltalamacchia, S (8, PH) OBP: 0.405, SLG: 0.438										1	0	0	0	0	1	0
38 Buddy Carlyle, L (8, 1)		K		1B		1B		K		0	0	0	0	0	0	0
Inning Stats	R: 3 E: 0 K: 1 S: 16 H: 4 LOB: 1 BB: 0 P: 22	R: 0 E: 0 K: 1 S: 15 H: 2 LOB: 2 BB: 0 P: 20	R: 0 E: 0 K: 0 S: 9 H: 1 LOB: 1 BB: 0 P: 12	R: 0 E: 0 K: 0 S: 8 H: 1 LOB: 1 BB: 0 P: 13	R: 0 E: 0 K: 0 S: 10 H: 2 LOB: 2 BB: 0 P: 13	R: 0 E: 1 K: 0 S: 10 H: 1 LOB: 2 BB: 0 P: 13	R: 1 E: 0 K: 1 S: 10 H: 2 LOB: 1 BB: 0 P: 18	R: 0 E: 0 K: 2 S: 14 H: 1 LOB: 1 BB: 0 P: 20	R: 0 E: 0 K: 2 S: 11 H: 1 LOB: 2 BB: 1 P: 19	1B: 12 2B: 2 3B: 0 HR: 1 SF: 1 SAC: 0 DP: 0 HBP: 0	WP: 0 PB: 0 SB: 2 CS: 0 PA: 44					

PITCHER		IP	WLS	BF	H	R	ER	SO	BB	IBB	HBP	BLK	WP	HR	S	P	ERA	WHIP
15 Ben Sheets, R ERA: 3.82	(1, 1)	6.0	W	30	11	3	3	2	0	0	0	0	0	1	68	93	4.50	1.833
12 Carlos Villanueva, R ERA: 3.24	(7, 1)	0.1	H	3	2	1	1	0	0	0	0	0	0	0	6	11	27.00	6.000
Brian Shouse, L ERA: 3.65	(7, 1)	0.1	H	1	0	0	0	0	0	0	0	0	0	0	1	2	0.00	0.000
Matt Wise, R ERA: 3.05	(7, 1)	0.1	H	1	0	0	0	1	0	0	0	0	0	0	3	5	0.00	0.000
Derrick Turnbow, R ERA: 3.63	(8, 1)	1.0	H	4	1	0	0	2	0	0	0	0	0	0	14	20	0.00	1.000

PITCHER		IP	WLS	BF	H	R	ER	SO	BB	IBB	HBP	BLK	WP	HR	S	P	ERA	WHIP
Francisco Cordero, R ERA: 0.43	(9, 1)	1.0	S	5	1	0	0	2	1	0	0	0	0	0	11	19	0.00	2.000

TOP

Atlanta Braves @ Milwaukee Brewers

Miller Park, Milwaukee, WI

Tue May 29 2007, 7:05 PM CDT

Att. 27,559 - Partly Cloudy - 80 F

livebaseballscorecards.com

AB	42
R	4
H	15
RBI	4
BB	1
SO	7
LOB	24

BOTTOM

Batter	1	2	3	4	5	6	7	8	9	AB	R	H	RBI	BB	SO	LOB
23 Rickie Weeks Jr., R (1, 4) OBP: 0.345, SLG: 0.432	S T B S 1-3 ① K	C C S 0-3 ③ K		X 0-0 ① L4		1 SAFE X 0-0 ① SH1-3 1-2	B X 1-0 ③ P4			4	0	0	0	0	2	4
7 J.J. Hardy, R (1, 6) OBP: 0.350, SLG: 0.574	C X 0-1 1B		B X 1-0 ① G6-3	C C B X 2-2 ② F9		F S X 0-2 8 1B 28 E 2-H 1B		B C C B S 2-3 ① K		5	1	2	1	0	1	0
8 Ryan Braun, R (1, 5) OBP: 0.286, SLG: 0.500 Francisco Cordero, R (9, 1)	C T S 0-3 ② K		X 0-0 28 HR 1B	S B X 1-1 G1-3		X 0-0 28 S 2-3 1B		B X 1-0 ② F8		5 0	1 0	2 0	0 0	0 0	1 0	1 0
28 Prince Fielder, L (1, 3) OBP: 0.368, SLG: 0.610	1 SAFE B B S B X 3-1 ③ G6-3		1 SAFE B X 1-0 1-H HR		X 0-0 2 FC6-5 2B	B C B 1 SAFE F F B S 3-3 ② K 1-3 3-H		F X 0-1 1B		5	1	3	2	0	1	2
Johnny Estrada, S (1, 2) OBP: 0.298, SLG: 0.460		B X 1-0 1B 1 1B 2B	X 0-0 2 2B 1B		S L F B X 1-2 ① G5-3	C X 0-2 ③ L7		F X 0-1 ③ G1-5-3		5	1	2	0	0	0	3
Geoff Jenkins, L (1, 7) OBP: 0.353, SLG: 0.562		X 0-0 1 1B 2-3 1B	B F S B S 2-3 ② K		B I I 4-0 1 FC5 2 FC6-5 IBB		F F S 0-3 ① K			3	0	1	0	1	2	1
2 Bill Hall, R (1, 8) OBP: 0.315, SLG: 0.428		C B C B X 2-2 ① L3	S S B B X 2-2 1-3 2B		D B D C F F X 3-2 ② FC6-5 1 FC5 1-2 2-3f		B X 1-0 ② F8			4	0	1	0	0	0	4
1 Corey Hart, R (1, 9) OBP: 0.346, SLG: 0.396		S S T F B X 0-2 1-2 3-H 1B	B I I 4-0 IBB		C B S F X 1-2 ③ FC5 1-2 2-3f		B B F B X 3-1 9 1B 1B			3	0	2	1	1	0	2
15 Ben Sheets, R (1, 1) OBP: 0.080, SLG: 0.080 22 Tony Gwynn Jr., L (6, PH) OBP: 0.395, SLG: 0.391 12 Carlos Villanueva, R (7, 1) Brian Shouse, L (7, 1) Matt Wise, R (7, 1) 9 Tony Graffanino, R (7, PH) OBP: 0.267, SLG: 0.241 Derrick Turnbow, R (8, 1) Craig Counsell, L (9, 5) OBP: 0.360, SLG: 0.309		L B L X 1-2 ② B2	C F S 0-3 ③ K			B C F B X 2-2 23 SH1-3 7 1B 1B	1 SAFE B 1 SAFE F X 1-1 1-2 1B			2 1 0 0 0 1 0 0	0 1 0 0 0 0 0 0	0 1 0 0 0 1 0 0	0 0 0 0 0 0 0 0	0 0 0 0 0 0 0 0	1 0 0 0 0 0 0 0	5 1 0 0 0 0 0 0
Inning Stats	R: 0 E: 0 K: 2 S: 10 H: 1 LOB: 1 BB: 0 P: 14	R: 1 E: 0 K: 1 S: 16 H: 3 LOB: 2 BB: 0 P: 20	R: 2 E: 0 K: 2 S: 13 H: 4 LOB: 3 BB: 1 P: 23	R: 0 E: 0 K: 0 S: 6 H: 0 LOB: 0 BB: 0 P: 9	R: 0 E: 0 K: 0 S: 13 H: 1 LOB: 2 BB: 1 P: 22	R: 2 E: 1 K: 1 S: 15 H: 3 LOB: 1 BB: 0 P: 20	R: 0 E: 0 K: 1 S: 9 H: 2 LOB: 2 BB: 0 P: 15	R: 0 E: 0 K: 1 S: 8 H: 1 LOB: 1 BB: 0 P: 11		1B: 11 2B: 3 3B: 0 HR: 1 SF: 0 SAC: 1 DP: 0 HBP: 0					WP: 0 PB: 0 SB: 2 CS: 0 PA: 41	

PITCHER		IP	WLS	BF	H	R	ER	SO	BB	IBB	HBP	BLK	WP	HR	S	P	ERA	WHIP
29 John Smoltz, R ERA: 2.82	(1, 1)	3.1		19	8	3	3	5	0	1	0	0	0	1	40	58	8.10	2.400
Oscar Villarreal, R ERA: 3.38	(4, 1)	1.2		7	1	0	0	0	0	1	0	0	0	0	18	30	0.00	0.600
58 Peter Moylan, R ERA: 2.59	(6, 1)	0.1	L	4	3	2	1	0	0	0	0	0	0	0	8	10	27.00	9.000
Macay McBride, L ERA: 5.0	(6, 1)	1.1		6	2	0	0	2	0	0	0	0	0	0	15	23	0.00	1.500
54 Chad Paronto, R ERA: 7.98	(7, 1)	0.1		1	0	0	0	0	0	0	0	0	0	0	1	2	0.00	0.000

PITCHER		IP	WLS	BF	H	R	ER	SO	BB	IBB	HBP	BLK	WP	HR	S	P	ERA	WHIP
38 Buddy Carlyle, R ERA: 9.0	(8, 1)	1.0		4	1	0	0	1	0	0	0	0	0	0	8	11	0.00	1.000

Atlanta Braves @ Milwaukee Brewers

Miller Park, Milwaukee, WI

Tue May 29 2007, 7:05 PM CDT

Att. 27,559 - Partly Cloudy - 80 F

livebaseballscorecards.com

AB	38
R	5
H	15
RBI	4
BB	2
SO	8
LOB	22

Atlanta Braves @ Milwaukee Brewers

Miller Park, Milwaukee, WI

Wed May 30 2007, 12:05 PM CDT

Att. 32,758 - Sunny - 83 F

TOP

livebaseballscorecards.com

Batter	1	2	3	4	5	6	7	8	9	AB	R	H	RBI	BB	SO	LOB
2 Kelly Johnson, L (1, 4) OBP: 0.395, SLG: 0.500	K		HR		1B			BB		4	2	3	2	1	1	0
Willie Harris, L (1, 7) OBP: 0.463, SLG: 0.528	11 1B 1B		L8		CS 1-2	G3-1		BB K		4	1	1	0	1	1	2
11 Edgar Renteria, R (1, 6) OBP: 0.386, SLG: 0.510	1 SAFE 1-2 FC6-4 1B		2B			G3		16 2B 1-2 2-3 1B	16 G4-3 SF9 2B	5	2	4	0	0	0	0
16 Brian McCann, L (1, 2) OBP: 0.333, SLG: 0.433	F7		F8			G3-1		2B 1-H 2-H 3-H	G4-3 2-3	5	1	1	3	0	0	4
Andruw Jones, R (1, 8) OBP: 0.344, SLG: 0.433	FC6-4 1-2f			K			G5-3	7 1B 2-H 2B	SF9 3-H	4	1	1	2	0	1	2
7 Jeff Francoeur, R (1, 9)		G4-3		F7			F8 2B	4 1B 23 1B 2-H 1B	F8	5	1	2	1	0	0	0
Scott Thorman, L (1, 3) OBP: 0.262, SLG: 0.423		K		K			F8 2-3	F8		4	0	0	0	0	2	2
4 Pete Orr, L (1, 5) OBP: 0.211, SLG: 0.216		K			L8		G4-3	23 1B 2 1B 1-2 1B		4	1	1	0	0	1	1
15 Tim Hudson, R (1, 1) OBP: 0.214, SLG: 0.192			K		G4-3			G6-3		2	0	0	0	0	1	0
23 Matt Diaz, R (8, PH) OBP: 0.361, SLG: 0.487										2	0	1	1	0	0	0
39 Rafael Soriano, R (8, 1)										0	0	0	0	0	0	0
Bob Wickman, R (9, 1)										0	0	0	0	0	0	0
Inning Stats	R: 0 E: 0 K: 1 S: 15 H: 2 LOB: 2 BB: 0 P: 20	R: 0 E: 0 K: 2 S: 8 H: 0 LOB: 0 BB: 0 P: 9	R: 1 E: 0 K: 1 S: 13 H: 2 LOB: 1 BB: 0 P: 20	R: 0 E: 0 K: 2 S: 7 H: 0 LOB: 0 BB: 0 P: 12	R: 0 E: 0 K: 0 S: 7 H: 1 LOB: 0 BB: 0 P: 13	R: 0 E: 0 K: 0 S: 5 H: 0 LOB: 0 BB: 0 P: 9	R: 0 E: 0 K: 0 S: 5 H: 1 LOB: 1 BB: 0 P: 8	R: 7 E: 0 K: 1 S: 22 H: 7 LOB: 2 BB: 2 P: 36	R: 1 E: 0 K: 0 S: 7 H: 1 LOB: 0 BB: 0 P: 8	1B: 8 2B: 5 3B: 0 HR: 1 SF: 1 SAC: 0 DP: 0 HBP: 0	WP: 0 PB: 0 SB: 0 CS: 1 PA: 43					

	AB	39
	R	9
	H	14
	RBI	9
	BB	2
	SO	7
	LOB	11

PITCHER		IP	WLS	BF	H	R	ER	SO	BB	IBB	HBP	BLK	WP	HR	S	P	ERA	WHIP
31 Dave Bush, R ERA: 5.64	(1, 1)	7.0		26	6	1	1	6	0	0	0	0	0	1	60	91	1.29	0.857
Derrick Turnbow, R ERA: 4.76	(8, 1)	0.1	L	4	1	3	3	0	2	0	0	0	0	0	7	18	81.00	9.000
Brian Shouse, L ERA: 4.38	(8, 1)	0.0	B	1	1	0	0	0	0	0	0	0	0	0	1	2	∞	∞
50 Chris Spurling, R ERA: 3.63	(8, 1)	0.2		7	5	4	4	1	0	0	0	0	0	0	14	16	54.00	7.500
Matt Wise, R ERA: 3.32	(9, 1)	1.0		4	1	1	1	0	0	0	0	0	0	0	7	8	9.00	1.000

PITCHER	IP	WLS	BF	H	R	ER	SO	BB	IBB	HBP	BLK	WP	HR	S	P	ERA	WHIP

Batter	1	2	3	4	5	6	7	8	9	AB	R	H	RBI	BB	SO	LOB
1 Corey Hart, R (1, 9) OBP: 0.342, SLG: 0.390	C B X 1-1 7 G4-3 7 S 8 G4-3 1B		B F C S 1-3 K ②		C B B F X 2-2 E6 7 FC6-4		B X 1-0 F8 ③ 3-H			4	1	1	0	0	1	1
7 J.J. Hardy, R (1, 6) OBP: 0.343, SLG: 0.563	B 1 SAFE S X 1-1 G4-3 ① 1-3		C X 0-1 G5-3 ③		1 SAFE 1 SAFE X 0-0 FC6-4 ③ 1-2f			C C S 0-3 K ①		4	0	0	0	0	1	3
8 Ryan Braun, R (1, 5) OBP: 0.240, SLG: 0.417	S B B X 2-1 G4-3 ② 3-H			F B X 1-1 G5-3 ①		B B C F X 2-2 G6-3 ①		S C S 0-3 K ②		4	0	0	1	0	1	0
28 Prince Fielder, L (1, 3) OBP: 0.371, SLG: 0.621	B B C F B X 3-2 G4-3 ③			X 0-0 G1-3 ②		B B B B 4-0 FC4-6 BB		B B C X 2-1 HR		3	1	1	1	1	0	0
Geoff Jenkins, L (1, 7) OBP: 0.351, SLG: 0.553		B B X 2-0 G4-3 ①		X 0-0 2 1B 1B		B X 1-0 FC4-6 ② 1-2f		B C B B F F X 3-2 G4-3 ③		4	0	1	0	0	0	1
2 Bill Hall, R (1, 8) OBP: 0.318, SLG: 0.429		B B X 2-0 CS 1B		C C 1 SAFE B X 1-2 1-2 1B		C 1 SAFE B B S 1 SAFE B X 3-2 P4 ③			C F B B S 2-3 K ①	4	0	2	0	0	1	1
Damian Miller, R (1, 2) OBP: 0.276, SLG: 0.283		F S B 1 SAFE B S 2-3 K ② ③ 1-2		B X 1-0 G1-3 ③		S X 0-1 18 G4-3 SH1-3 1 WP 1B			B B X 2-0 F8 ②	4	1	1	0	0	1	3
Craig Counsell, L (1, 4) OBP: 0.359, SLG: 0.309			C X 0-1 31 G6-3 1B		C C C 0-3 K ①		X 0-0 SH1-3 ① 1-2		C X 0-1 G5-3 ③	3	0	1	0	0	1	0
31 Dave Bush, R (1, 1) OBP: 0.182, SLG: 0.238 18 Gabe Gross, L (7, PH) OBP: 0.368, SLG: 0.463 Derrick Turnbow, R (8, 1) Brian Shouse, L (8, 1) 50 Chris Spurling, R (8, 1) Matt Wise, R (9, 1)			B X 1-0 G6-3 ① 1-2		B X 1-0 G5-3 ②		C B T B B F X 3-2 G4-3 ② 2-3			2 1 0 0 0 0	0 0 0 0 0 0	0 0 0 0 0 0	0 0 0 0 0 0	0 0 0 0 0 0	0 0 0 0 0 0	1 1 0 0 0 0
Inning Stats	R: 1 E: 0 K: 0 S: 9 H: 1 LOB: 0 BB: 0 P: 16	R: 0 E: 0 K: 1 S: 5 H: 1 LOB: 1 BB: 0 P: 11	R: 0 E: 0 K: 1 S: 8 H: 1 LOB: 1 BB: 0 P: 10	R: 0 E: 0 K: 0 S: 8 H: 2 LOB: 2 BB: 0 P: 11	R: 0 E: 1 K: 1 S: 8 H: 0 LOB: 1 BB: 0 P: 11	R: 0 E: 0 K: 0 S: 7 H: 0 LOB: 1 BB: 1 P: 17	R: 1 E: 0 K: 0 S: 8 H: 1 LOB: 0 BB: 0 P: 12	R: 1 E: 0 K: 2 S: 12 H: 1 LOB: 0 BB: 0 P: 17	R: 0 E: 0 K: 1 S: 6 H: 0 LOB: 0 BB: 0 P: 10	1B: 6 2B: 1 3B: 0 HR: 1 SF: 0 SAC: 1 DP: 1 HBP: 0						WP: 1 PB: 0 SB: 1 CS: 1	PA: 35	

PITCHER		IP	WLS	BF	H	R	ER	SO	BB	IBB	HBP	BLK	WP	HR	S	P	ERA	WHIP
15 Tim Hudson, R ERA: 2.77	(1, 1)	7.0	W	28	6	2	2	3	1	0	0	0	1	0	53	88	2.57	1.000
39 Rafael Soriano, R ERA: 2.63	(8, 1)	1.0		4	1	1	1	2	0	0	0	0	0	1	12	17	9.00	1.000
Bob Wickman, R ERA: 2.76	(9, 1)	1.0		3	0	0	0	1	0	0	0	0	0	0	6	10	0.00	0.000

PITCHER	IP	WLS	BF	H	R	ER	SO	BB	IBB	HBP	BLK	WP	HR	S	P	ERA	WHIP

BOTTOM

Atlanta Braves @ Milwaukee Brewers

Miller Park, Milwaukee, WI

Wed May 30 2007, 12:05 PM CDT

Att. 32,758 - Sunny - 83 F

livebaseballscorecards.com

AB	33
R	3
H	7
RBI	2
BB	1
SO	6
LOB	11

Atlanta Braves @ Chicago Cubs

Wrigley Field, Chicago, IL

Fri Jun 01 2007, 1:20 PM CDT

Att. 39,523 - Partly Cloudy - 75 F

livebaseballscorecards.com

Batter	1	2	3	4	5	6	7	8	9	AB	R	H	RBI	BB	SO	LOB
2 Kelly Johnson, L (1, 4) OBP: 0.397, SLG: 0.505	0-1 11 G5-3 16 1B 1B	1-0 G6-3		2-0 E9 FC6-4 1-2 3-H	0-0 2-H 2B		2-2 F7		1-1 1B 1B	6	1	3	1	0	0	3
Willie Harris, L (1, 7) OBP: 0.466, SLG: 0.526	1-0 F9		2-2 16 G4-6-3 11 1B 1B	3-1 FC6-4 1-2f	1-2 F7		0-0 11 1B 1-2 1B		3-2 11 FC6-4 1-3 1B	6	0	3	0	0	0	4
11 Edgar Renteria, R (1, 6) OBP: 0.393, SLG: 0.517	0-1 G5-3 1-2		1 SAFE 1-2 16 G4-6-3 1B		4-0 16 7 2B BB	1-1 7 1B 2B	2-2 1-2 2-3 1B		0-1 FC6-4 1-2f	5	2	3	0	1	0	3
16 Brian McCann, L (1, 2) OBP: 0.335, SLG: 0.432	0-1 2B 2-H 1B		1-1 G4-6-3 1-2f 2-3		1-2 7 2B 1-2 1B	1-2 F7	1-0 F7			5	1	2	1	0	0	6
Andruw Jones, R (1, 8) OBP: 0.341, SLG: 0.432	0-2 1-3 2B		3-2 F7		0-0 L5	1-1 F7		0-2 P2		5	0	1	0	0	0	4
7 Jeff Francoeur, R (1, 9) OBP: 0.343, SLG: 0.467	1-1 G1-3			2-2 P3	1-2 4 1B 1-H 2-H 2B	1-0 2-H 1B		0-0 F7		5	0	2	3	0	0	2
Scott Thorman, L (1, 3) OBP: 0.266, SLG: 0.425		0-2 4 G6-3 2B		1-2 F8	4-1 4 1B 26 E BB	3-2 P3		2-1 F8		4	1	1	0	1	0	1
4 Pete Orr, L (1, 5) OBP: 0.244, SLG: 0.250		0-0 G6-3 2-3		1-0 26 1B 2 E 1B	0-1 26 PB 26 2B 1-2 2-H 1B	0-1 P3			2-3 K	3	2	2	0	0	0	1
Chris Woodward, R (7, PH) OBP: 0.264, SLG: 0.294 (7, 5)										2	0	0	0	0	1	0
26 Kyle Davies, R (1, 1) OBP: 0.250, SLG: 0.421		1-2 G3		0-0 2 E 1-3 1B	2-2 2 2B 1-H 2-H 2B	0-0 11 1B 1B 1B			0-0 G6-3	4	1	3	1	0	0	1
58 Peter Moylan, R (8, 1)										0	0	0	0	0	0	0
23 Matt Diaz, R (9, PH) OBP: 0.358, SLG: 0.482										1	0	0	0	0	0	0
Bob Wickman, R (9, 1)										0	0	0	0	0	0	0
Inning Stats	R: 1 E: 0 K: 0 S: 12 H: 3 LOB: 2 BB: 0 P: 14	R: 0 E: 0 K: 0 S: 9 H: 1 LOB: 1 BB: 0 P: 11	R: 0 E: 0 K: 0 S: 13 H: 2 LOB: 0 BB: 0 P: 20	R: 1 E: 1 K: 0 S: 13 H: 2 LOB: 2 BB: 0 P: 22	R: 5 E: 0 K: 0 S: 17 H: 5 LOB: 1 BB: 2 P: 30	R: 1 E: 0 K: 0 S: 12 H: 2 LOB: 1 BB: 0 P: 19	R: 0 E: 0 K: 0 S: 11 H: 3 LOB: 3 BB: 0 P: 16	R: 0 E: 0 K: 0 S: 6 H: 0 LOB: 0 BB: 0 P: 8	R: 0 E: 0 K: 1 S: 12 H: 2 LOB: 2 BB: 0 P: 18	1B: 14 2B: 6 3B: 0 HR: 0	SF: 0 SAC: 0 DP: 1 HBP: 0						

TOP	
AB	46
R	8
H	20
RBI	6
BB	2
SO	1
LOB	25

PITCHER		IP	WLS	BF	H	R	ER	SO	BB	IBB	HBP	BLK	WP	HR	S	P	ERA	WHIP
38 Carlos Zambrano, R ERA: 5.62	(1, 1)	5.0	L	29	13	7	6	0	2	0	0	0	0	0	64	97	10.80	3.000
47 Scott Eyre, L ERA: 7.85	(6, 1)	2.0		11	5	1	1	0	0	0	0	0	0	0	23	35	4.50	2.500
37 Angel Guzman, R ERA: 3.56	(8, 1)	2.0		8	2	0	0	1	0	0	0	0	0	0	18	26	0.00	1.000

PITCHER	IP	WLS	BF	H	R	ER	SO	BB	IBB	HBP	BLK	WP	HR	S	P	ERA	WHIP

WP: 0 PB: 1 SB: 0 CS: 0 PA: 48

Atlanta Braves @ Chicago Cubs

Wrigley Field, Chicago, IL

Fri Jun 01 2007, 1:20 PM CDT

Att. 39,523 - Partly Cloudy - 75 F

BOTTOM

Batter	1	2	3	4	5	6	7	8	9	AB	R	H	RBI	BB	SO	LOB
12 Alfonso Soriano, R (1, 7) OBP: 0.340, SLG: 0.454	G6-3		F9		L9			2 E, 2 FC4, 25 SF7, 1B		4	1	1	0	0	0	2
2 Ryan Theriot, R (1, 6) (8, 4) OBP: 0.335, SLG: 0.348	25, 1B, 1B		G4-3			F9		FC4, 16 S, 16 HR, 1-3		4	1	1	0	0	0	2
25 Derrek Lee, R (1, 3) OBP: 0.425, SLG: 0.551	16 G4-3, 1-2, 1B			HR		16 WP, 1B		SF7, 3-H		3	1	3	2	0	0	0
16 Aramis Ramirez, R (1, 5) OBP: 0.343, SLG: 0.552	G4-3, 1-2f			G6-4-3, 1B		K, 1-2		HR, 1-H		4	1	2	2	0	1	3
19 Matt Murton, R (1, 9) OBP: 0.339, SLG: 0.358		G6-3		F7		G5-3		G3		4	0	0	0	0	0	2
Michael Barrett, R (1, 2) OBP: 0.290, SLG: 0.412 Koyie Hill, S (6, 2)		G4-3		1 SAFE, G6-4-3, 1-2f			G3-1		F8	2 2	0 0	0 0	0 0	0 0	0 0	1 0
Jacque Jones, L (1, 8) OBP: 0.306, SLG: 0.354		K			BB		G6-3		HR	3	1	1	1	1	1	0
Mark DeRosa, R (1, 4) OBP: 0.352, SLG: 0.455 37 Angel Guzman, R (8, 1) 29 Ángel Pagán, S (9, PH) OBP: 0.362, SLG: 0.535			38, SH1-3, 1B		F9		F8		G4-6-3, 1B	3 0 1	0 0 0	1 0 1	0 0 0	0 0 0	0 0 0	1 0 0
38 Carlos Zambrano, S (1, 1) OBP: 0.250, SLG: 0.417 32 Daryle Ward, L (5, PH) OBP: 0.435, SLG: 0.389 47 Scott Eyre, L (6, 1) Cesar Izturis, S (8, 6) OBP: 0.314, SLG: 0.310			SH1-3, 1-2		F7			F8	G4-6-3, 1-2f	0 1 0 2	0 0 0 0	0 0 0 0	0 0 0 0	0 0 0 0	0 0 0 0	0 1 0 1
Inning Stats	R: 0 E: 0 K: 0 S: 11 H: 2 LOB: 1 BB: 0 P: 19	R: 0 E: 0 K: 1 S: 12 H: 0 LOB: 0 BB: 0 P: 16	R: 0 E: 0 K: 0 S: 8 H: 1 LOB: 1 BB: 0 P: 12	R: 1 E: 0 K: 0 S: 13 H: 2 LOB: 0 BB: 0 P: 18	R: 0 E: 0 K: 0 S: 9 H: 0 LOB: 1 BB: 1 P: 18	R: 0 E: 0 K: 1 S: 8 H: 1 LOB: 1 BB: 0 P: 14	R: 0 E: 0 K: 0 S: 7 H: 0 LOB: 0 BB: 0 P: 10	R: 3 E: 1 K: 0 S: 13 H: 2 LOB: 0 BB: 0 P: 18	R: 1 E: 0 K: 0 S: 9 H: 2 LOB: 0 BB: 0 P: 14	1B: 7 2B: 0 3B: 0 HR: 3	SF: 1 SAC: 1 DP: 3 HBP: 0						

livebaseballscorecards.com

AB	33
R	5
H	10
RBI	5
BB	1
SO	2
LOB	13

PITCHER		IP	WLS	BF	H	R	ER	SO	BB	IBB	HBP	BLK	WP	HR	S	P	ERA	WHIP
26 Kyle Davies, R ERA: 4.99	(1, 1)	7.0	W	26	6	1	1	2	1	0	0	0	1	1	68	107	1.29	1.000
58 Peter Moylan, R ERA: 2.49	(8, 1)	1.0		6	2	3	0	0	0	0	0	0	0	1	13	18	0.00	2.000
Bob Wickman, R ERA: 3.12	(9, 1)	1.0		4	2	1	1	0	0	0	0	0	0	1	9	14	9.00	2.000

PITCHER	IP	WLS	BF	H	R	ER	SO	BB	IBB	HBP	BLK	WP	HR	S	P	ERA	WHIP

Atlanta Braves @ Chicago Cubs

Wrigley Field, Chicago, IL

Sat Jun 02 2007, 12:05 PM CDT

Att. 40,290 - Cloudy - 78 F

TOP

livebaseballscorecards.com

Batter	1	2	3	4	5	6	7	8	9	AB	R	H	RBI	BB	SO	LOB
24 Martín Prado, R (1, 4) OBP: 0.233, SLG: 0.179	K			19 E, 11 2B, BB	F9			P3		3	1	0	0	1	1	1
19 Yunel Escobar, R (1, 5) OBP: 0.500, SLG: 0.750	11 G5-4-3, 1B			E1, 11 2B, G3 1-2		K		2-H, 2B		4	1	2	1	0	1	1
11 Edgar Renteria, R (1, 6) OBP: 0.395, SLG: 0.521	SAFE G5-4-3 1-2f			G3, 23 2B, 2B 1-3 2-H		G6-4-3, 1B		F8		4	1	2	1	0	0	2
Andruw Jones, R (1, 8) OBP: 0.339, SLG: 0.444		F7		G3 2-3 3-H		SAFE SAFE G6-4-3 1-2f			HR	4	1	1	2	0	0	2
7 Jeff Francoeur, R (1, 9) OBP: 0.338, SLG: 0.459		G6-3		K			K		K	4	0	0	0	0	3	1
23 Matt Diaz, R (1, 7) OBP: 0.355, SLG: 0.483		L1		3-H, 2B			F7		K2-3	4	0	1	1	0	1	0
Bob Wickman, R (9, 1)										0	0	0	0	0	0	0
Jarrod Saltalamacchia, S (1, 2) OBP: 0.366, SLG: 0.389			F9	P3			G1-4-3		K	4	0	0	0	0	1	1
Scott Thorman, L (1, 3) OBP: 0.268, SLG: 0.419			P6		F9			19 2B, SH3-4, BB		2	1	0	0	1	0	0
36 Chuck James, L (1, 1) OBP: 0.211, SLG: 0.118			K		K			SH3-4 1-2		2	0	0	0	0	2	0
Tyler Yates, R (7, 1)										0	0	0	0	0	0	0
Chris Woodward, R (8, PH) OBP: 0.264, SLG: 0.294										0	0	0	0	0	0	0
39 Rafael Soriano, R (8, 1)										0	0	0	0	0	0	0
Willie Harris, L (9, 7) OBP: 0.466, SLG: 0.526										0	0	0	0	0	0	0

	AB	31
	R	5
	H	6
	RBI	5
	BB	2
	SO	9
	LOB	8

Inning Stats	1	2	3	4	5	6	7	8	9	1B: 2	SF: 0	WP: 0	PA: 34
	R: 0 E: 0 K: 1 S: 11	R: 0 E: 0 K: 0 S: 5	R: 0 E: 0 K: 1 S: 8	R: 3 E: 1 K: 1 S: 14	R: 0 E: 0 K: 1 S: 7	R: 0 E: 0 K: 1 S: 8	R: 0 E: 0 K: 1 S: 13	R: 1 E: 0 K: 0 S: 14	R: 1 E: 0 K: 3 S: 11	2B: 3	SAC: 1	PB: 0	
	H: 1 LOB: 0 BB: 0 P: 15	H: 0 LOB: 0 BB: 0 P: 9	H: 0 LOB: 0 BB: 0 P: 13	H: 2 LOB: 1 BB: 1 P: 24	H: 0 LOB: 0 BB: 0 P: 9	H: 1 LOB: 0 BB: 0 P: 10	H: 0 LOB: 0 BB: 0 P: 17	H: 1 LOB: 1 BB: 1 P: 21	H: 1 LOB: 0 BB: 0 P: 14	3B: 0 HR: 1	DP: 2 HBP: 0	SB: 0 CS: 0	

PITCHER		IP	WLS	BF	H	R	ER	SO	BB	IBB	HBP	BLK	WP	HR	S	P	ERA	WHIP
53 Rich Hill, L ERA: 2.89	(1, 1)	7.0		25	4	3	1	6	1	0	0	0	0	0	66	97	1.29	0.714
13 Will Ohman, L ERA: 5.27	(8, 1)	0.2	L	4	1	1	1	0	1	0	0	0	0	0	8	13	13.50	3.000
Bob Howry, R ERA: 5.04	(8, 1)	0.1		1	0	0	0	0	0	0	0	0	0	0	6	8	0.00	0.000
43 Michael Wuertz, R ERA: 3.38	(9, 1)	1.0		4	1	1	1	3	0	0	0	0	0	1	11	14	9.00	1.000

PITCHER	IP	WLS	BF	H	R	ER	SO	BB	IBB	HBP	BLK	WP	HR	S	P	ERA	WHIP

Atlanta Braves @ Chicago Cubs

Wrigley Field, Chicago, IL

Sat Jun 02 2007, 12:05 PM CDT

Att. 40,290 - Cloudy - 78 F

livebaseballscorecards.com

BOTTOM

Batter	1	2	3	4	5	6	7	8	9	AB	R	H	RBI	BB	SO	LOB
12 Alfonso Soriano, R (1, 7) OBP: 0.341, SLG: 0.467	K		F8		HR		G4-3		25 FC5-4 1B	5	1	2	1	0	1	0
2 Ryan Theriot, R (1, 6) OBP: 0.331, SLG: 0.343	F8		F8		F9		16 E 16 E 1B		K	5	1	1	0	0	1	1
25 Derrek Lee, R (1, 3) OBP: 0.420, SLG: 0.540	L7			K	16 BB BB		F7		FC5-4 1-2f	4	0	0	0	1	1	2
16 Aramis Ramirez, R (1, 5) OBP: 0.350, SLG: 0.553		BB 1B		29 BB 1B	1-2 BB		E4 1-H			3	0	2	0	1	0	0
Mark DeRosa, R (1, 4) OBP: 0.349, SLG: 0.449		F7		1-2 29 BB 1B	K		P4			4	0	1	0	0	1	4
29 Ángel Pagán, S (1, 8) OBP: 0.373, SLG: 0.543		F9		1-2 2-3 BB		L5		1-0 A4 D8 2B		3	0	1	0	1	0	1
Jacque Jones, L (1, 9) OBP: 0.305, SLG: 0.348		1-2 FC6-4 BB		K		F7		2-3 K		3	0	0	0	1	2	4
Koyie Hill, S (1, 2) OBP: 0.167, SLG: 0.167		1-2f FC6-4		F7		53 2B 1B		G6-3		4	1	1	0	0	0	5
53 Rich Hill, L (1, 1) OBP: 0.120, SLG: 0.167			F8		B5-3	1-H 2B			F8	3	0	1	1	0	0	0
13 Will Ohman, L (8, 1)										0	0	0	0	0	0	0
Bob Howry, L (8, 1)										0	0	0	0	0	0	0
43 Michael Wuertz, R (9, 1)										0	0	0	0	0	0	0
32 Daryle Ward, L (9, PH) OBP: 0.426, SLG: 0.378										1	0	0	0	0	0	0
Inning Stats	R: 0 E: 0 K: 1 S: 9 H: 0 LOB: 0 BB: 0 P: 12	R: 0 E: 0 K: 0 S: 12 H: 1 LOB: 2 BB: 1 P: 20	R: 0 E: 0 K: 0 S: 7 H: 0 LOB: 0 BB: 0 P: 9	R: 0 E: 0 K: 2 S: 16 H: 2 LOB: 3 BB: 1 P: 25	R: 1 E: 0 K: 1 S: 13 H: 1 LOB: 2 BB: 2 P: 23	R: 1 E: 0 K: 0 S: 8 H: 2 LOB: 1 BB: 0 P: 13	R: 1 E: 2 K: 0 S: 10 H: 1 LOB: 1 BB: 0 P: 13	R: 0 E: 0 K: 1 S: 7 H: 1 LOB: 0 BB: 0 P: 11	R: 0 E: 0 K: 1 S: 10 H: 1 LOB: 1 BB: 0 P: 14	1B: 6 2B: 2 3B: 0 HR: 1	SF: 0 SAC: 0 DP: 0 HBP: 0						

	AB	35
	R	3
	H	9
	RBI	2
	BB	4
	SO	6
	LOB	17

WP: 0 PB: 0 SB: 0 CS: 0 PA: 39

PITCHER	IP	WLS	BF	H	R	ER	SO	BB	IBB	HBP	BLK	WP	HR	S	P	ERA	WHIP
36 Chuck James, L (1, 1) ERA: 3.78	6.0		27	6	2	2	4	4	0	0	0	0	1	65	102	3.00	1.667
Tyler Yates, R (7, 1) ERA: 3.86	1.0	W	5	1	1	0	0	0	0	0	0	0	0	10	13	0.00	1.000
39 Rafael Soriano, R (8, 1) ERA: 2.52	1.0	H	3	1	0	0	1	0	0	0	0	0	0	7	11	0.00	1.000
Bob Wickman, R (9, 1) ERA: 2.95	1.0	S	4	1	0	0	1	0	0	0	0	0	0	10	14	0.00	1.000

PITCHER	IP	WLS	BF	H	R	ER	SO	BB	IBB	HBP	BLK	WP	HR	S	P	ERA	WHIP

Batter	1	2	3	4	5	6	7	8	9	AB	R	H	RBI	BB	SO	LOB
2 Kelly Johnson, L (1, 4) OBP: 0.399, SLG: 0.505	C B X 1-1 11 CS 1B		C X 0-1 ③ F7			B F C F X 1-2 1B		C B C F B S 2-3 ② K		4	0	2	0	0	1	1
19 Yunel Escobar, R (1, 5) (7, 6) OBP: 0.250, SLG: 0.375	C 1 C S SAFE 0-3 ① K			B F F S 1-3 ① K		B B B C X 3-1 ③ G3		B C X 1-1 ③ G6-3		4	0	0	0	0	2	2
11 Edgar Renteria, R (1, 6) OBP: 0.394, SLG: 0.519 4 Pete Orr, L (7, PR) OBP: 0.238, SLG: 0.244 (7, 5)	B B B C F S 3-3 ②③ K 1-2			B S B F F S 2-3 ② K			B C B B C X 3-2 7 FC5-4 1B		B S X 1-1 ① G6-3	3 1	0 0	1 0	0 0	0 0	2 0	1 0
Andruw Jones, R (1, 8) OBP: 0.338, SLG: 0.440		F F S 0-3 ① K		B F S B F S 2-3 ③ K			F B X 1-1 ① P6		X 0-0 7 G5-3 1B	4	0	1	0	0	2	1
7 Jeff Francoeur, R (1, 9) OBP: 0.336, SLG: 0.455		B X 1-0 16 G1-6-3 1B			F B F B S 2-3 ① K		S X 0-1 ② FC5-4 16 1B 23 1B 1-2f		X 0-0 ② G5-3 1-2	4	1	1	0	0	1	2
16 Brian McCann, L (1, 2) OBP: 0.333, SLG: 0.428		D D X 2-0 ②③ G1-6-3 1-2f			B F X 1-1 ② F8		B B B C X 3-1 23 1B 1-3 1B		C C S 0-3 ③ K2-3	4	0	1	0	0	1	2
23 Matt Diaz, R (1, 7) OBP: 0.354, SLG: 0.479			B F X 1-1 ① P4		B B X 2-0 ③ F8		C S F B X 1-2 1-3 3-H 1B			3	0	1	1	0	0	0
Scott Thorman, L (1, 3) OBP: 0.263, SLG: 0.411 Macay McBride, L (7, 1) 58 Peter Moylan, R (8, 1)			C F S 0-3 ② K			F S B B B X 3-2 ① G6-3	X 0-0 ③ P4			3 0 0	0 0 0	0 0 0	0 0 0	0 0 0	1 0 0	2 0 0
40 Lance Cormier, R (1, 1) Oscar Villarreal, L (5, 1) Chris Woodward, R (6, PH) OBP: 0.260, SLG: 0.290 54 Chad Paronto, R (6, 1) Jarrod Saltalamacchia, S (7, 3) OBP: 0.357, SLG: 0.378			B B B C B 4-1 BB			B X 1-0 ② P2		X 0-0 ① F8		0 0 1 0 1	0 0 0 0 0	0 0 0 0 0	0 0 0 0 0	1 0 0 0 0	0 0 0 0 0	0 0 0 0 0
Inning Stats	R: 0 H: 1 E: 0 LOB: 1 K: 2 BB: 0 S: 8 P: 12	R: 0 H: 1 E: 0 LOB: 0 K: 1 BB: 0 S: 5 P: 8	R: 0 H: 0 E: 0 LOB: 1 K: 1 BB: 1 S: 8 P: 13	R: 0 H: 0 E: 0 LOB: 0 K: 3 BB: 0 S: 11 P: 16	R: 0 H: 0 E: 0 LOB: 0 K: 1 BB: 0 S: 6 P: 11	R: 0 H: 1 E: 0 LOB: 1 K: 0 BB: 0 S: 10 P: 18	R: 1 H: 3 E: 0 LOB: 2 K: 0 BB: 0 S: 14 P: 22	R: 0 H: 0 E: 0 LOB: 0 K: 1 BB: 0 S: 7 P: 10	R: 0 H: 1 E: 0 LOB: 1 K: 1 BB: 0 S: 7 P: 8	1B: 7 SF: 0 2B: 1 SAC: 0 3B: 0 DP: 2 HR: 0 HBP: 0						

PITCHER		IP	WLS	BF	H	R	ER	SO	BB	IBB	HBP	BLK	WP	HR	S	P	ERA	WHIP
45 Sean Marshall, L ERA: 2.25	(1, 1)	6.2	W	25	6	1	1	8	1	0	0	0	0	0	61	99	1.35	1.050
49 Carlos Marmol, R ERA:	(7, 1)	1.1		4	0	0	0	1	0	0	0	0	0	0	8	11	0.00	0.000
46 Ryan Dempster, R ERA: 3.65	(9, 1)	1.0		4	1	0	0	1	0	0	0	0	0	0	7	8	0.00	1.000

PITCHER	IP	WLS	BF	H	R	ER	SO	BB	IBB	HBP	BLK	WP	HR	S	P	ERA	WHIP

TOP

Atlanta Braves @ Chicago Cubs

Wrigley Field, Chicago, IL

Sun Jun 03 2007, 1:20 PM CDT

Att. 40,155 - Cloudy - 73 F

livebaseballscorecards.com

AB	32
R	1
H	7
RBI	1
BB	1
SO	10
LOB	11

PA: 33

WP: 0
PB: 0
SB: 0
CS: 1

Atlanta Braves @ Chicago Cubs

Wrigley Field, Chicago, IL

Sun Jun 03 2007, 1:20 PM CDT

Att. 40,155 - Cloudy - 73 F

livebaseballscorecards.com

BOTTOM

Batter	1	2	3	4	5	6	7	8	9	AB	R	H	RBI	BB	SO	LOB
12 Alfonso Soriano, R (1, 7) 46 Ryan Dempster, R (9, 1) OBP: 0.347, SLG: 0.495	G1-3	HR			3B	F8		1B		5 0	2 0	3 0	1 0	0 0	0 0	0 0
20 Felix Pie, L (1, 8) OBP: 0.255, SLG: 0.407	HR	G1-3			2B		K	K		5	2	2	1	0	2	3
25 Derrek Lee, R (1, 3) OBP: 0.424, SLG: 0.557	HR	HR			1B		K	K		5	3	3	1	0	2	3
16 Aramis Ramirez, R (1, 5) OBP: 0.358, SLG: 0.555	1B	G6-3			P4		1B			3	0	2	0	1	0	2
Jacque Jones, L (1, 9) OBP: 0.309, SLG: 0.352	HR	G6-3			2 FC6-4		K			4	1	2	1	0	1	2
Mark DeRosa, R (1, 4) OBP: 0.347, SLG: 0.467	HR	G5-3			SF7			G3		3	1	1	5	0	0	0
2 Ryan Theriot, R (1, 6) OBP: 0.330, SLG: 0.337	G4-3		F8	FC6-4				HBP BB		3	1	0	0	1	0	1
Koyie Hill, S (1, 2) OBP: 0.200, SLG: 0.111		K	F8			F9		HBP		3	0	0	0	0	1	0
45 Sean Marshall, L (1, 1) 49 Carlos Marmol, R (7, 1) 29 Ángel Pagán, S (8, PH) (9, 7) OBP: 0.365, SLG: 0.532		G4-3	G6-3			K		FC3		3 0 1	0 0 0	0 0 0	0 0 0	0 0 0	1 0 0	0 0 1
Inning Stats	R: 4 E: 0 K: 0 S: 14 H: 5 LOB: 0 BB: 0 P: 26	R: 1 E: 0 K: 1 S: 12 H: 1 LOB: 0 BB: 0 P: 18	R: 1 E: 0 K: 0 S: 14 H: 1 LOB: 0 BB: 1 P: 22	R: 0 E: 0 K: 0 S: 5 H: 0 LOB: 0 BB: 0 P: 7	R: 3 E: 0 K: 0 S: 22 H: 4 LOB: 1 BB: 0 P: 28	R: 0 E: 0 K: 1 S: 8 H: 0 LOB: 0 BB: 0 P: 14	R: 0 E: 0 K: 3 S: 13 H: 1 LOB: 1 BB: 0 P: 19	R: 1 E: 1 K: 2 S: 12 H: 1 LOB: 3 BB: 1 P: 23		1B: 8 2B: 1 3B: 1 HR: 3 SF: 1 SAC: 0 DP: 1 HBP: 1				WP: 0 PB: 0 SB: 0 CS: 0 PA: 39		

	AB	35
	R	10
	H	13
	RBI	9
	BB	2
	SO	7
	LOB	12

PITCHER		IP	WLS	BF	H	R	ER	SO	BB	IBB	HBP	BLK	WP	HR	S	P	ERA	WHIP
40 Lance Cormier, R ERA: 18.0	(1, 1)	4.0	L	20	9	8	8	1	1	0	0	0	0	3	53	84	18.00	2.500
Oscar Villarreal, R ERA: 3.58	(5, 1)	1.0		5	2	1	1	0	0	0	0	0	0	0	14	17	9.00	2.000
54 Chad Paronto, R ERA: 7.47	(6, 1)	1.0		3	0	0	0	1	0	0	0	0	0	0	8	14	0.00	0.000
Macay McBride, L ERA: 4.5	(7, 1)	1.0		4	1	0	0	3	0	0	0	0	0	0	13	19	0.00	1.000
58 Peter Moylan, R ERA: 2.73	(8, 1)	1.0		7	1	1	1	2	1	0	1	0	0	0	12	23	9.00	2.000

PITCHER	IP	WLS	BF	H	R	ER	SO	BB	IBB	HBP	BLK	WP	HR	S	P	ERA	WHIP

Batter	1	2	3	4	5	6	7	8	9	AB	R	H	RBI	BB	SO	LOB
4 Alfredo Amezaga, S (1, 8) OBP: 0.302, SLG: 0.329	X FA 93 0-0 ① F8		C FA 92 B SI 89 B SI 88 B CH 81 C FA 92 S FA 93 3-3 ② K		B FS 84 B FA 93 F FA 92 B FA 92 F FA 93 B FA 93 4-2 6 E 6 1B SF8 BB	1 SAFE F FA 92 1 SAFE B FA 91 1 SAFE F FS 84 B FA 92 1 SAFE D FS 84 3-2 ③ X FS 85 F8			B SL 85 C FA 92 F FA 92 F SL 87 B CH 86 X FA 93 2-2 ③ F8	4	1	0	0	1	1	1
6 Dan Uggla, R (1, 4) OBP: 0.353, SLG: 0.549	C FA 93 C FA 93 B FA 93 B SL 90 B CU 83 C FA 94 3-3 ② K		C CU 78 B FA 92 B FA 93 S FA 93 B SL 89 X FA 93 3-2 2 E 2B		B SL 88 F FA 94 F FA 94 F SI 94 X CU 83 1-2 E7 27 WP 8 1B 1-3 2-H 1B		B FA 90 X SI 89 1-0 ① P5			4	2	2	1	0	1	0
2 Hanley Ramirez, R (1, 6) OBP: 0.383, SLG: 0.500	S CH 82 B CH 82 B SL 89 S FA 94 C FA 94 2-3 ③ K		C FA 94 X SL 89 0-1 E9 2-H 1B		B FA 94 B FA 94 4-0 27 WP 8 1B IBB		X FA 92 0-0 ② G6-3			3	1	1	0	1	1	0
Miguel Cabrera, R (1, 5) OBP: 0.390, SLG: 0.563		B FA 92 B FA 92 X FA 92 2-0 27 1B 3B	X FA 92 0-0 ③ G6-3		B FA 93 B FA 93 C CH 80 F SI 93 F FA 93 X FA 94 2-2 ② SF8 3-H		C FA 91 S CU 78 S CU 78 0-3 ③ K			3	1	1	1	0	1	1
27 Jeremy Hermida, L (1, 9) OBP: 0.318, SLG: 0.416		X FA 93 0-0 G4-3 8 G4-3 3-H 1B		B FA 90 F FA 91 B SL 88 X FA 92 2-1 ① G3-1	B CH 83 B FA 93 F FA 94 F CH 80 S CH 83 2-3 K 8 1B 1-2 2-3			B FA 88 X FA 90 1-0 ① G6-3		4	0	1	1	0	1	2
8 Aaron Boone, R (1, 3) OBP: 0.374, SLG: 0.401		C SL 88 1 SAFE D SL 88 F FA 91 B FA 94 F CU 83 X FA 94 2-2 ① G4-3 1-2		B FA 92 X SL 87 1-0 ② G6-3	X SL 87 0-0 ③ 1-3 2-H 3-H 1B			C FA 91 B CU 76 F SL 76 T FA 92 1-2 ② K		4	0	1	2	0	1	1
Miguel Olivo, R (1, 2) OBP: 0.249, SLG: 0.348		S SL 89 S SL 89 B SL 88 X SL 89 1-2 ② G4-3 2-3		F CH 81 S SL 88 B FA 93 S SL 89 1-3 ③ K		F CH 89 B SL 86 S SL 86 B SL 86 X SL 86 2-2 ① G3-1		B FA 87 B FA 92 B FA 90 F FA 89 X FA 92 3-1 ③ G5-3		4	0	0	0	0	1	1
61 Reggie Abercrombie, R (1, 7) OBP: 0.255, SLG: 0.333		X SL 89 0-0 ③ G5-3			C FA 90 B FA 91 X SL 86 1-1 SH1-3 6 1B 1B	X SL 87 0-0 ② G4-3			B FA 92 B FA 91 X FA 92 2-0 ① L7	4	1	1	0	0	0	1
Wes Obermueller, R (1, 1) OBP: 0.077, SLG: 0.154 Joe Borchard, S (6, PH) OBP: 0.294, SLG: 0.333 57 Taylor Tankersley, L (6, 1) 22 Matt Lindstrom, R (7, 1) Armando Benitez, R (8, 1) Todd Linden, S (9, PH) OBP: 0.260, SLG: 0.188 Kevin Gregg, R (9, 1)			C FA 91 F FA 91 B SL 88 B FC 88 B FA 93 X FA 91 3-2 ① G6-3		1 SAFE L FA 91 L FA 91 1 SAFE 1 SAFE X FA 91 0-2 ① SH1-3 1-2	B FA 92 B FA 93 B FA 92 B FA 92 4-0 BB			B FA 94 F FA 91 B CH 85 B FA 92 F FA 92 X FA 93 3-2 ② F7	1 0 0 0 0 1 0	0 0 0 0 0 0 0	0 0 0 0 0 0 0	0 1 0 0 0 0 0	0 0 0 0 0 0 0	0 0 0 0 0 0 0	0 0 0 0 0 0 0
Inning Stats	R: 0 E: 0 K: 2 S: 7 H: 0 LOB: 0 BB: 0 P: 12	R: 1 E: 0 K: 0 S: 10 H: 2 LOB: 1 BB: 0 P: 15	R: 1 E: 1 K: 1 S: 12 H: 2 LOB: 1 BB: 0 P: 21	R: 0 E: 0 K: 1 S: 6 H: 0 LOB: 0 BB: 0 P: 10	R: 4 E: 1 K: 1 S: 19 H: 3 LOB: 2 BB: 2 P: 33	R: 0 E: 0 K: 0 S: 7 H: 0 LOB: 1 BB: 1 P: 16	R: 0 E: 0 K: 1 S: 5 H: 0 LOB: 0 BB: 0 P: 6	R: 0 E: 0 K: 1 S: 6 H: 0 LOB: 0 BB: 0 P: 11	R: 0 E: 0 K: 0 S: 8 H: 0 LOB: 0 BB: 0 P: 15	1B: 5 2B: 1 3B: 1 HR: 0	SF: 1 SAC: 1 DP: 0 HBP: 0					

TOP

Florida Marlins @ Atlanta Braves

Turner Field, Atlanta, GA

Mon Jun 04 2007, 7:05 PM EDT
Att. 22,175 - Partly Cloudy - 86 F

livebaseballscorecards.com

AB	32
R	6
H	7
RBI	5
BB	3
SO	7
LOB	7

PITCHER		IP	WLS	BF	H	R	ER	SO	BB	IBB	HBP	BLK	WP	HR	S	P	ERA	WHIP
15 Tim Hudson, R ERA: 3.09	(1, 1)	6.0	L	28	7	6	5	5	2	1	0	0	1	0	61	107	7.50	1.500
58 Peter Moylan, R ERA: 2.54	(7, 1)	2.0		6	0	0	0	2	0	0	0	0	0	0	11	17	0.00	0.000
54 Chad Paronto, R ERA: 7.02	(9, 1)	1.0		3	0	0	0	0	0	0	0	0	0	0	8	15	0.00	0.000

PITCHER	IP	WLS	BF	H	R	ER	SO	BB	IBB	HBP	BLK	WP	HR	S	P	ERA	WHIP

Florida Marlins @ Atlanta Braves

Turner Field, Atlanta, GA

Mon Jun 04 2007, 7:05 PM EDT
Att. 22,175 - Partly Cloudy - 86 F

livebaseballscorecards.com

Batter	1	2	3	4	5	6	7	8	9	AB	R	H	RBI	BB	SO	LOB
2 Kelly Johnson, L (1, 4) OBP: 0.391, SLG: 0.493	C FA 89 F FA 90 F SL 78 C FA 90 0-3 ① K	T FA 91 B FA 90 F FA 91 F FA 92 C FA 90 1-3 ③ K		C FA 90 B CH 81 C CH 81 S CH 81 1-3 ② K		X FA 93 0-0 ②③ G4-6-3 1-2f			X FA 93 0-0 ① F8	5	0	0	0	0	3	3
Willie Harris, L (1, 7) OBP: 0.452, SLG: 0.518	B FA 90 X FA 90 1-0 11 G6-3 16 1B 2B		B FA 90 C FA 89 S CH 82 X FA 89 2-2 ① F7	S CH 82 F FA 91 F CH 80 F FA 91 B CU 78 B CH 80 X CH 81 2-2 ③ G1			B FA 91 C FA 90 F FA 84 B FA 91 T CU 78 2-2 ① K		B FA 92 C FA 93 F FA 92 B SL 84 S FA 93 2-3 ② K	5	1	1	0	0	2	1
11 Edgar Renteria, R (1, 6) OBP: 0.390, SLG: 0.525	C FA 90 F SL 85 X FA 86 0-2 ② G6-3 2-3		F FA 91 C CU 78 B CU 78 B FA 91 X CU 74 2-2 ② F8		B CH 79 B FA 89 C SL 83 X SL 82 2-1 ① G6-3		B CU 82 B FA 98 F FA 98 F FA 98 S FA 99 2-3 ② K		B FA 93 C FA 93 B FA 94 X FA 92 2-1 HR	5	1	1	1	0	1	1
16 Brian McCann, L (1, 2) OBP: 0.340, SLG: 0.433	B FA 90 C FA 90 X CU 77 1-1 3-H 1B		B FA 91 C FA 89 X CH 82 1-1 2B 1B		C CH 81 B CH 82 B FA 90 F CH 80 X FA 90 2-2 ② G6-3		S CH 88 B FA 99 X FA 96 1-1 1B		C FA 94 C CH 84 B SL 84 B FA 94 X FA 92 2-2 ③ F7	5	0	3	1	0	0	0
Andruw Jones, R (1, 8) OBP: 0.340, SLG: 0.443	F FA 90 1 SAFE X FA 91 0-1 ③ G6-3		X FA 90 0-0 1-3 2B	B CH 80 S CH 80 F CH 80 B FA 89 B FA 90 B CH 81 4-2 7 BB BB	B CH 80 S CH 80 F CH 80 B FA 89 B FA 90 B CH 81 4-2 7 BB BB		S FA 100 B CU 86 F CU 84 X FA 99 1-2 ③ F8			3	0	1	0	1	0	2
7 Jeff Francoeur, R (1, 9) OBP: 0.339, SLG: 0.451		B SL 83 B SL 85 T FA 89 B FA 87 B FA 88 4-1 L1-6-3 BB	B FA 90 C FA 90 X CU 77 1-1 ③ F9		B SL 83 B FA 90 1 SAFE B FA 89 C FA 88 B SL 79 4-1 1-2 BB			X FA 92 0-0 ① F8		2	0	0	0	2	0	2
Scott Thorman, L (1, 3) OBP: 0.256, SLG: 0.400		X FA 90 0-0 ①② L1-6-3 1-1		S CH 82 S CH 82 B CH 82 B FA 90 F CH 80 F FA 90 S CH 82 2-3 ① K	C FA 89 D CH 79 T FA 90 S CH 81 1-3 ③ K			B FA 92 X FA 92 1-0 ② F7		4	0	0	0	0	2	3
19 Yunel Escobar, R (1, 5) OBP: 0.500, SLG: 0.917		B FA 90 X FA 90 1-0 15 2B 1B	X FA 91 0-0 HR			B FA 92 F FA 91 B CU 81 X FA 93 2-1 2 G4-6-3 1B		B FA 95 X FA 94 1-0 2B		4	2	4	1	0	0	0
15 Tim Hudson, R (1, 1) OBP: 0.267, SLG: 0.286 Chris Woodward, R (6, PH) OBP: 0.257, SLG: 0.286 58 Peter Moylan, R (7, 1) Jarrod Saltalamacchia, S (8, PH) OBP: 0.349, SLG: 0.368 54 Chad Paronto, R (9, 1)		F FA 90 X FA 90 0-1 1-H 2B	B FA 90 B SL 83 X FA 90 2-0 1B			1 SAFE X FA 92 0-0 ① F8		B FA 90 C FA 92 B FA 94 S FA 95 X FA 94 2-2 ③ F8		2 1 0 1 0	0 0 0 0 0	2 0 0 0 0	1 0 0 0 0	0 0 0 0 0	0 0 0 0 0	0 1 0 1 0
Inning Stats	R: 1 E: 0 K: 1 S: 12 H: 2 LOB: 1 BB: 0 P: 14	R: 1 E: 0 K: 1 S: 9 H: 2 LOB: 1 BB: 1 P: 15	R: 0 E: 0 K: 0 S: 11 H: 2 LOB: 2 BB: 0 P: 17	R: 1 E: 0 K: 2 S: 15 H: 2 LOB: 1 BB: 0 P: 22	R: 0 E: 0 K: 1 S: 11 H: 0 LOB: 2 BB: 2 P: 24	R: 0 E: 0 K: 0 S: 4 H: 1 LOB: 0 BB: 0 P: 6	R: 0 E: 0 K: 2 S: 11 H: 1 LOB: 1 BB: 0 P: 17	R: 0 E: 0 K: 0 S: 6 H: 1 LOB: 1 BB: 0 P: 10	R: 1 E: 0 K: 1 S: 9 H: 1 LOB: 0 BB: 0 P: 15	1B: 6 2B: 5 3B: 0 HR: 2 SF: 0 SAC: 0 DP: 2 HBP: 0						WP: 0 PB: 0 SB: 0 CS: 0 PA: 40	

	AB	37
	R	4
	H	12
	RBI	4
	BB	3
	SO	8
	LOB	14

PITCHER		IP	WLS	BF	H	R	ER	SO	BB	IBB	HBP	BLK	WP	HR	S	P	ERA	WHIP
Wes Obermueller, R ERA: 5.06	(1, 1)	5.0	W	25	8	3	3	5	3	0	0	0	0	1	58	92	5.40	2.200
57 Taylor Tankersley, L ERA: 6.0	(6, 1)	1.1	H	4	1	0	0	1	0	0	0	0	0	0	7	11	0.00	0.750
22 Matt Lindstrom, R ERA: 3.75	(7, 1)	0.2	H	3	1	0	0	1	0	0	0	0	0	0	8	12	0.00	1.500
Armando Benitez, R ERA: 3.98	(8, 1)	1.0	H	4	1	0	0	0	0	0	0	0	0	0	6	10	0.00	1.000
Kevin Gregg, R ERA: 2.14	(9, 1)	1.0	S	4	1	1	1	1	0	0	0	0	0	1	9	15	9.00	1.000

PITCHER	IP	WLS	BF	H	R	ER	SO	BB	IBB	HBP	BLK	WP	HR	S	P	ERA	WHIP

Florida Marlins @ Atlanta Braves

Turner Field, Atlanta, GA

Tue Jun 05 2007, 2:35 PM EDT

Att. 20,863 - Cloudy - 81 F

livebaseballscorecards.com

Batter	1	2	3	4	5	6	7	8	9	AB	R	H	RBI	BB	SO	LOB
4 Alfredo Amezaga, S (1, 8) OBP: 0.307, SLG: 0.329	B FA 88 B FA 88 B FA 88 B FA 88 4-0 2 CS BB		C FA 90 B FA 87 B CH 80 F FA 91 C FA 92 2-3 ③ K			B FA 91 B CH 78 F FA 90 B SL 86 X FA 89 3-1 ② F8			B FA 92 C FA 90 X FA 92 1-1 6 S 1B	3	0	1	0	1	1	1
6 Dan Uggla, R (1, 4) OBP: 0.348, SLG: 0.540	C FA 90 1 SAFE X FA 90 0-1 ① F7			F FA 89 F CH 78 B FA 93 X FA 92 1-2 ① P4		C FA 91 D CH 83 B SL 86 C CU 75 S FA 92 2-3 ③ K			B SL 86 C SL 84 B FA 91 S SL 84 D SL 84 F SL 81 S FA 91 3-3 ② K 1-2	4	0	0	0	0	2	3
2 Hanley Ramirez, R (1, 6) OBP: 0.381, SLG: 0.493	D CU 75 1 SAFE B CU 74 F FA 90 B CU 76 X FA 89 3-1 ②③ F8 1-2			S CU 74 F FA 93 X FA 95 0-2 ② G5-3			B FA 90 C FA 87 F CH 78 B FA 90 B FA 91 F CU 73 B CU 74 4-2 14 G5-4-3 BB		B FA 92 C FA 93 S SL 84 B FA 92 B SL 83 C CU 81 3-3 ③ K	3	0	0	0	1	1	2
Miguel Cabrera, R (1, 5) OBP: 0.385, SLG: 0.556		B FA 91 C FA 90 X CH 80 1-1 ① G6-3		X CH 82 0-0 ③ F8			B FA 89 1 SAFE X SL 84 1-0 ① F8			3	0	0	0	0	0	1
14 Josh Willingham, R (1, 7) OBP: 0.373, SLG: 0.468 77 Henry Owens, R (7, 1)		C FA 91 C FA 93 B FA 92 S FA 93 1-3 ② K			B CU 74 B CU 74 C FA 89 S CH 79 X FA 93 2-2 ① P4		1 SAFE 1 SAFE B FA 90 1 SAFE C CU 74 B FA 89 X CU 74 2-1 ②③ G5-4-3 1-2f			3 0	0 0	0 0	0 0	0 0	1 0	1 0
27 Jeremy Hermida, L (1, 9) OBP: 0.319, SLG: 0.405		B FA 90 S FA 90 F FA 88 F FA 93 B FA 93 C CH 81 2-3 ③ K			B FA 87 C CH 78 S FA 87 B FA 94 B FA 92 D CH 80 4-2 8 CS BB			B B F FA 95 X FA 96 2-1 ① F7		2	0	0	0	1	1	0
Miguel Olivo, R (1, 2) OBP: 0.245, SLG: 0.343			X CU 73 0-0 ① L6		C FA 90 1 SAFE F FA 89 1 SAFE X FA 93 0-2 ② P6			S SL 84 C SL 86 X SL 84 0-2 ② G4-3		3	0	0	0	0	0	1
8 Aaron Boone, R (1, 3) OBP: 0.380, SLG: 0.424			C FA 90 B FA 91 B FA 90 F FA 89 X FA 91 2-2 HR		C CU 76 1 SAFE S FA 92 P PO 82 1-2 ③ CS 1-2	C H FA 90 1-1 52 SH2-3 HBP		F SL 81 F FA 95 S FA 95 0-3 ③ K		2	1	1	1	0	1	0
52 Sergio Mitre, R (1, 1) OBP: 0.133, SLG: 0.200 32 Justin Miller, R (6, 1) 37 Renyel Pinto, L (7, 1) Joe Borchard, S (7, 7) OBP: 0.292, SLG: 0.331			C FA 88 B CU 75 C FA 90 C FA 93 1-3 ② K			B CH 85 B FA 86 X FA 87 2-0 ① SH2-3 1-2			X FA 90 0-0 ① F7	1 0 0 1	0 0 0 0	0 0 0 0	0 0 0 0	0 0 0 0	1 0 0 0	0 0 0 0

	AB	25
	R	1
	H	2
	RBI	1
	BB	3
	SO	8
	LOB	9

Inning Stats																																		
	R: 0 E: 0 K: 0 S: 4	H: 0 LOB: 0 BB: 1 P: 11	R: 0 E: 0 K: 2 S: 9	H: 0 LOB: 0 BB: 0 P: 13	R: 1 E: 0 K: 2 S: 10	H: 1 LOB: 0 BB: 0 P: 15	R: 0 E: 0 K: 0 S: 7	H: 0 LOB: 0 BB: 0 P: 8	R: 0 E: 0 K: 0 S: 11	H: 0 LOB: 0 BB: 1 P: 17	R: 0 E: 0 K: 1 S: 7	H: 0 LOB: 1 BB: 0 P: 15	R: 0 E: 0 K: 0 S: 6	H: 0 LOB: 0 BB: 1 P: 13	R: 0 E: 0 K: 1 S: 8	H: 0 LOB: 0 BB: 0 P: 10	R: 0 E: 0 K: 2 S: 10	H: 1 LOB: 1 BB: 0 P: 17	1B: 1 2B: 0 3B: 0 HR: 1	SF: 0 SAC: 1 DP: 1 HBP: 1	WP: 0 PB: 0 SB: 1 CS: 2	PA: 31

PITCHER		IP	WLS	BF	H	R	ER	SO	BB	IBB	HBP	BLK	WP	HR	S	P	ERA	WHIP
38 Buddy Carlyle, R ERA: 4.5	(1, 1)	7.0	W	23	1	1	1	5	3	0	1	0	0	1	54	92	1.29	0.571
39 Rafael Soriano, R ERA: 2.42	(8, 1)	1.0	H	3	0	0	0	1	0	0	0	0	0	0	8	10	0.00	0.000
Bob Wickman, R ERA: 2.79	(9, 1)	1.0	S	4	1	0	0	2	0	0	0	0	0	0	10	17	0.00	1.000

PITCHER	IP	WLS	BF	H	R	ER	SO	BB	IBB	HBP	BLK	WP	HR	S	P	ERA	WHIP

Batter	1	2	3	4	5	6	7	8	9	AB	R	H	RBI	BB	SO	LOB
Willie Harris, L (1, 7) OBP: 0.433, SLG: 0.494	B FA 92 C FA 91 C FA 92 B CH 85 B CH 84 S SI 90 3-3 ① **K**		C CH 83 C FA 90 B CH 84 B SI 92 X CH 82 2-2 ② **G1-3**		C CH 84 B FA 90 D CU 79 S B X 3-2 ③ **G4-3**		C FA 95 C FA 93 B CU 80 X SL 83 1-2 **E5**			4	0	0	0	0	1	1
19 Yunel Escobar, R (1, 5) OBP: 0.438, SLG: 0.750	S FA 93 X FA 92 0-1 ② **G6-3**		X FA 92 0-0 11 FC6-4 1B			C CU 79 X SL 80 0-1 ① **G3**	F FA 95 1 SAFE X FA 94 0-1 ③ **F9**			4	0	1	0	0	0	1
11 Edgar Renteria, R (1, 6) OBP: 0.384, SLG: 0.516	C FA 93 C CH 86 B CH 86 B FA 90 T FA 92 2-2 ③ **K**		X FA 90 0-0 ③ **FC6-4** 1-2f			C FA 92 B SL 81 S SL 79 B SL 81 B FA 90 X SL 80 3-2 ② **P4**		B CU 79 X FA 94 1-0 ① **F9**		4	0	0	0	0	1	1
Andruw Jones, R (1, 8) OBP: 0.335, SLG: 0.435		F FA 91 B FA 92 F FA 92 F CH 84 S CH 86 1-3 ① **K**		X FA 91 0-0 ① **G5-3**		B FA 91 C FA 92 S CU 80 X CU 80 1-2 ③ **G5-3**		B SL 81 S FA 94 B SL 84 X FA 94 2-1 ② **P2**		4	0	0	0	0	1	0
7 Jeff Francoeur, R (1, 9) OBP: 0.345, SLG: 0.461		X FA 92 0-0 1B **1B**		B FA 92 C FA 90 B CH 84 X CH 84 2-1 ② **F8**			S CU 79 B SL 81 S FA 93 F SL 81 B CU 80 F FA 92 X SL 81 2-2 HR **1B**	F FA 94 B CU 82 B CU 82 B FA 94 S FA 94 X FA 94 3-2 ③ **2B**		4	1	3	0	0	0	0
Scott Thorman, L (1, 3) OBP: 0.257, SLG: 0.399		D FA 91 1 SAFE 1 SAFE B SI 92 X FA 91 2-0 **1-2** **1B**		X FA 92 0-0 ③ **G4-3**			1 SAFE X FA 87 0-0 ① **B5**			3	0	1	0	0	0	1
Jarrod Saltalamacchia, S (1, 2) OBP: 0.370, SLG: 0.488		B FA 91 X FA 91 1-0 ② **F7**			F B X 1-1 38 SH1-3 **2B**		X FA 89 0-0 **1-H** **HR**			3	1	2	2	0	0	2
4 Pete Orr, L (1, 4) OBP: 0.227, SLG: 0.233 Chris Woodward, R (7, PH) OBP: 0.267, SLG: 0.338 (8, 4)		F SI 91 B CH 83 F CH 83 D CH 84 F SI 92 X FA 91 2-2 ③ **G3**			X FA 90 0-0 ① **G1-3**		B FA 89 B CH 80 F FA 89 B CH 80 X FA 90 3-1 **HR**			2 1	0 1	0 1	0 1	0 0	0 0	3 0
38 Buddy Carlyle, L (1, 1) 23 Matt Diaz, R (7, PH) OBP: 0.352, SLG: 0.475 39 Rafael Soriano, R (8, 1) Bob Wickman, R (9, 1)			B FA 90 C CH 88 X FA 89 1-1 ① **G6-3**		F FA 90 X FA 89 0-1 ② **SH1-3** 2-3		S C B S 1-3 ② **K**			1 1 0 0	0 0 0 0	0 0 0 0	0 0 0 0	0 1 0 0	0 0 0 0	0 0 0 0
Inning Stats	R: 0 E: 0 K: 2 S: 8 H: 0 LOB: 0 BB: 0 P: 13	R: 0 E: 0 K: 1 S: 11 H: 2 LOB: 2 BB: 0 P: 17	R: 0 E: 0 K: 0 S: 7 H: 1 LOB: 1 BB: 0 P: 10	R: 0 E: 0 K: 0 S: 4 H: 0 LOB: 0 BB: 0 P: 6	R: 0 E: 0 K: 0 S: 8 H: 1 LOB: 1 BB: 0 P: 12	R: 0 E: 0 K: 0 S: 8 H: 0 LOB: 0 BB: 0 P: 12	R: 3 E: 1 K: 1 S: 17 H: 3 LOB: 1 BB: 0 P: 24	R: 0 E: 0 K: 0 S: 6 H: 1 LOB: 1 BB: 0 P: 12		1B: 4 2B: 2 3B: 0 HR: 2	SF: 0 SAC: 1 DP: 0 HBP: 0		WP: 0 PB: 0 SB: 0 CS: 0	PA: 32	

PITCHER		IP	WLS	BF	H	R	ER	SO	BB	IBB	HBP	BLK	WP	HR	S	P	ERA	WHIP
52 Sergio Mitre, R ERA: 1.59	(1, 1)	5.0		19	4	0	0	3	0	0	0	0	0	0	38	58	0.00	0.800
32 Justin Miller, R ERA: 5.19	(6, 1)	1.0	H	4	1	1	1	0	0	0	0	0	0	0	13	19	9.00	1.000
37 Renyel Pinto, L ERA: 4.91	(7, 1)	0.1	L	3	2	2	2	0	0	0	0	0	0	2	4	7	54.00	6.000
77 Henry Owens, R ERA: 2.11	(7, 1)	1.2		6	1	0	0	1	0	0	0	0	0	0	14	22	0.00	0.600

PITCHER	IP	WLS	BF	H	R	ER	SO	BB	IBB	HBP	BLK	WP	HR	S	P	ERA	WHIP

BOTTOM

Florida Marlins @ Atlanta Braves

Turner Field, Atlanta, GA

Tue Jun 05 2007, 2:35 PM EDT
Att. 20,863 - Cloudy - 81 F

livebaseballscorecards.com

AB	31
R	3
H	8
RBI	3
BB	0
SO	4
LOB	9

Batter	1	2	3	4	5	6	7	8	9	AB	R	H	RBI	BB	SO	LOB
4 Alfredo Amezaga, S (1, 8) OBP: 0.304, SLG: 0.325	X FA 94 0-0 ① B3		C FA 94 X CU 80 0-1 ② G3-1 1-2			B FA 92 C FA 93 B CH 83 B FA 93 X FA 92 3-1 ① F7		X FA 90 0-0 2 FC3-6 6 BB 1B 1B	B FA 95 X CH 86 1-0 ③ G3-1	5	1	1	0	0	0	2
6 Dan Uggla, R (1, 4) OBP: 0.347, SLG: 0.533	C FA 94 X FA 94 0-1 ② F7		B CU 81 B FA 95 F FA 95 F FA 95 C CU 82 2-3 ③ K			B FA 95 B FA 92 S F FA 95 B FA 95 X FA 94 3-2 ② F8		1 SAFE C FA 89 B SL 90 1 SAFE B SL 88 B FA 89 F FA 92 F FA 92 1 SAFE 4-2 B FA 90 2 FC3-6 1-2 BB		3	0	0	0	1	1	1
2 Hanley Ramirez, R (1, 6) OBP: 0.379, SLG: 0.494	B FA 94 S FA 95 B FA 95 B SL 86 X FA 95 3-1 ③ F9			B CU 78 X FA 94 1-0 G6-3 14 SF8 2B		B FA 94 X CH 83 1-0 ③ P4		X SL 89 0-0 ① FC3-6 S 1B 1-2f 2-3		4	2	1	0	0	0	2
Miguel Cabrera, R (1, 5) OBP: 0.389, SLG: 0.571 Jason Wood, R (7, PR) OBP: 0.267, SLG: 0.419 (7, 3)		X SL 88 0-0 HR		F FA 95 B FA 94 X FA 95 1-1 ① G6-3 2-3			X SI 91 0-0 14 2B 8 G1-6-3 1B	C FA 91 X SL 90 0-1 1-H 3-H 1B		3 1	1 1	2 1	1 2	0 0	0 0	1 0
14 Josh Willingham, R (1, 7) OBP: 0.371, SLG: 0.471		F FA 94 S FA 95 B CU 82 F CU 81 X FA 96 1-2 ① F9		C CU 83 C CU 80 B FA 95 B FA 94 X CU 80 2-2 ② SF8 3-H			1 SAFE X FA 91 0-0 56 FC5 1-3 2B	F FA 92 1 SAFE S FA 91 X FA 92 0-2 ② F7		3	0	1	1	0	0	1
8 Aaron Boone, R (1, 3) OBP: 0.371, SLG: 0.413 (7, 5)		X FA 94 0-0 ② F8		C CU 80 X FA 95 0-1 ③ G6-3			B CU 75 X SI 92 1-0 ① G1-6-3 3-H	1 SAFE X FA 90 0-0 ③ F7		4	0	0	1	0	0	2
Joe Borchard, S (1, 9) OBP: 0.291, SLG: 0.324		C FA 94 B FA 93 S SL 90 B SL 90 B FA 94 F SL 88 S SL 89 3-3 ③ K			X CH 82 0-0 ① G3		I I IN 60 I IN 61 I IN 60 4-0 56 FC5 IBB		C FA 92 C FA 95 X CU 76 0-2 ① F7	3	0	0	0	1	1	0
20 Matt Treanor, R (1, 2) OBP: 0.302, SLG: 0.289			B FA 94 F FA 94 B SL 89 B FA 95 F FA 93 X SL 88 3-2 4 G3-1 1B		C FA 92 X CH 81 0-1 ② F7		B FA 92 F FA 92 X CU 74 1-1 ② F8		B FA 96 B FA 94 S FA 93 C FA 93 B FA 94 X FA 94 3-2 2B	4	0	2	0	0	0	3
56 Rick Van Den Hurk, R (1, 1) OBP: 0.167, SLG: 0.167 57 Taylor Tankersley, L (7, 1) 22 Matt Lindstrom, R (7, 1) Armando Benitez, R (8, 1) 27 Jeremy Hermida, L (9, PH) OBP: 0.315, SLG: 0.400 Kevin Gregg, R (9, 1)			L FA 92 M SL 90 B CU 78 C CU 79 1-3 ① K		B FA 91 C FA 92 S FA 93 B CU 80 F FA 92 C FA 93 2-3 ③ K		B FA 90 S FA 91 F FA 89 F CU 76 B FA 94 X SI 89 2-2 ③ FC5 1-2 2-3f		C FA 95 B CH 86 B CH 86 F FA 94 F FA 95 B CU 75 X FA 94 3-2 ② G6-3	3 0 0 0 0 1 0	0 0 0 0 0 0 0	0 0 0 0 0 0 0	0 0 0 0 0 0 0	2 0 0 0 0 0 0	0 0 0 0 0 1 0	4 0 0 0 0 1 0
Inning Stats	R: 0 E: 0 K: 0 S: 5 H: 0 LOB: 0 BB: 0 P: 8	R: 1 E: 0 K: 1 S: 10 H: 1 LOB: 0 BB: 0 P: 14	R: 0 E: 0 K: 2 S: 11 H: 1 LOB: 1 BB: 0 P: 17	R: 1 E: 0 K: 0 S: 8 H: 1 LOB: 0 BB: 0 P: 12	R: 0 E: 0 K: 1 S: 7 H: 0 LOB: 0 BB: 0 P: 9	R: 0 E: 0 K: 0 S: 6 H: 0 LOB: 0 BB: 0 P: 13	R: 1 E: 0 K: 0 S: 9 H: 2 LOB: 3 BB: 1 P: 17	R: 2 E: 0 K: 0 S: 11 H: 2 LOB: 1 BB: 1 P: 15	R: 0 E: 0 K: 0 S: 11 H: 1 LOB: 1 BB: 0 P: 18	1B: 4 2B: 3 3B: 0 HR: 1 SF: 1 SAC: 0 DP: 0 HBP: 0						

PITCHER		IP	WLS	BF	H	R	ER	SO	BB	IBB	HBP	BLK	WP	HR	S	P	ERA	WHIP
29 John Smoltz, R ERA: 2.83	(1, 1)	6.0	L	21	3	2	2	4	0	0	0	0	0	1	47	73	3.00	0.500
58 Peter Moylan, R ERA: 2.76	(7, 1)	1.0		6	2	1	1	0	0	1	0	0	0	0	9	17	9.00	2.000
Oscar Villarreal, R ERA: 4.08	(8, 1)	1.0		6	2	2	2	0	1	0	0	0	0	0	11	15	18.00	3.000
48 Blaine Boyer, R ERA:	(9, 1)	1.0		4	1	0	0	0	0	0	0	0	0	0	11	18	0.00	1.000

PITCHER	IP	WLS	BF	H	R	ER	SO	BB	IBB	HBP	BLK	WP	HR	S	P	ERA	WHIP

TOP

Florida Marlins @ Atlanta Braves

Turner Field, Atlanta, GA

Tue Jun 05 2007, 7:35 PM EDT
Att. 27,072 - Partly Cloudy - 79 F

livebaseballscorecards.com

AB	34
R	5
H	8
RBI	5
BB	2
SO	4
LOB	17

Florida Marlins @ Atlanta Braves

Turner Field, Atlanta, GA

Tue Jun 05 2007, 7:35 PM EDT
Att. 27,072 - Partly Cloudy - 79 F

BOTTOM

livebaseballscorecards.com

Batter	1	2	3	4	5	6	7	8	9	AB	R	H	RBI	BB	SO	LOB
2 Kelly Johnson, L (1, 4) OBP: 0.389, SLG: 0.488	B FA 91 C FA 93 B FA 93 X FA 94 2-1 ① G6-3			C FA 92 B FA 93 B CH 82 X FA 92 2-1 ① G4-3		B FA 94 F FA 92 F FA 93 F FA 95 X FA 94 1-2 ③ F7		B FA 92 B FA 94 C FA 94 F FA 95 X SL 86 2-2 19 G5-3 1B 1-2 2-H		4	0	1	1	0	0	0
19 Yunel Escobar, R (1, 5) OBP: 0.400, SLG: 0.700	F FA 95 B FA 94 X CU 81 1-1 ② F8			F FA 94 F FA 93 B CU 73 X FA 95 1-2 ② F9			F FA 92 B FA 90 X FA 92 1-1 16 G3 2B	C SL 84 B SL 86 X SL 85 1-1 ② G5-3 1-2 2-3		4	0	1	0	0	0	2
11 Edgar Renteria, R (1, 6) OBP: 0.386, SLG: 0.511	F FA 94 F FA 94 X FA 94 0-2 ③ F9			B FA 95 B FA 92 B FA 95 C FA 94 B FA 93 4-1 BB			B FA 94 B FA 93 B FA 94 C FA 92 F FA 92 B FA 94 4-2 16 G3 BB	X SL 84 0-0 ③ F8		2	0	0	0	2	0	2
16 Brian McCann, L (1, 2) OBP: 0.333, SLG: 0.423		B FA 91 C FA 92 F CH 84 S CU 74 1-3 ① K2-3		C FA 93 X CH 85 0-1 ③ G4-3			F FA 90 X FA 90 0-1 ① G3 1-2 2-3		X FA 91 0-0 ① F8	4	0	0	0	0	1	3
Andruw Jones, R (1, 8) OBP: 0.329, SLG: 0.427		B FA 93 S FA 93 F FA 94 X FA 94 1-2 ② L6			B FA 93 F FA 92 F FA 93 B CU 73 X FA 93 2-2 ① P6		F FA 98 X FA 98 0-1 ② P6		X FA 92 0-0 ② F8	4	0	0	0	0	0	2
7 Jeff Francoeur, R (1, 9) OBP: 0.344, SLG: 0.455		C FA 95 C FA 94 F FA 95 S FA 96 0-3 ③ K			S FA 94 B FA 92 F FA 92 F CU 74 C FA 94 1-3 ② K		F FA 99 F FA 100 B FA 100 S FA 99 1-3 ③ K		C FA 93 B SL 83 F FA 93 B FA 92 B FA 93 B FA 92 4-2 BB	3	0	0	0	1	3	2
Scott Thorman, L (1, 3) OBP: 0.251, SLG: 0.389			S FA 92 C FA 93 X FA 93 0-2 ① F8		X FA 93 0-0 ③ P3			C FA 94 X FA 95 0-1 ① F9	X FA 92 0-0 ③ G1-3	4	0	0	0	0	0	1
23 Matt Diaz, R (1, 7) OBP: 0.351, SLG: 0.472			B FA 93 S FA 92 B FA 93 S FA 94 B FA 94 F FA 95 X FA 94 3-2 ② F9			F FA 91 X FA 92 0-1 ① F8		C FA 95 X FA 94 0-1 BB 2 1B 1B		3	1	1	0	0	0	0
29 John Smoltz, R (1, 1) OBP: 0.091, SLG: 0.136 4 Pete Orr, L (6, PH) OBP: 0.222, SLG: 0.227 58 Peter Moylan, R (7, 1) Oscar Villarreal, L (8, 1) Willie Harris, L (8, PH) OBP: 0.430, SLG: 0.494 48 Blaine Boyer, R (9, 1)			C FA 94 B FA 94 C SL 82 C FA 95 1-3 ③ K			F FA 93 B CH 83 F FA 93 B CU 72 B FA 95 F FA 95 F FA 94 X FA 94 3-2 ② G4-3		B FA 94 B FA 90 C FA 95 B FA 91 B FA 95 4-1 19 G5-3 2 1B BB 1-2		1 0 0 0 0 1 0 1 0 0 0 0 0 0 0 0 0 0 0 0 0 0 0 0 0 0 0 0 0 0 0 0 1 0 0 0 0 0 0 0 0 0						
Inning Stats	R: 0 E: 0 K: 0 S: 7 H: 0 LOB: 0 BB: 0 P: 10	R: 0 E: 0 K: 2 S: 10 H: 0 LOB: 0 BB: 0 P: 12	R: 0 E: 0 K: 1 S: 10 H: 0 LOB: 0 BB: 0 P: 14	R: 0 E: 0 K: 0 S: 8 H: 0 LOB: 1 BB: 1 P: 15	R: 0 E: 0 K: 1 S: 8 H: 0 LOB: 0 BB: 0 P: 11	R: 0 E: 0 K: 0 S: 11 H: 0 LOB: 0 BB: 0 P: 15	R: 0 E: 0 K: 1 S: 11 H: 1 LOB: 2 BB: 1 P: 17	R: 1 E: 0 K: 0 S: 11 H: 2 LOB: 2 BB: 1 P: 18	R: 0 E: 0 K: 0 S: 5 H: 0 LOB: 1 BB: 1 P: 9	1B: 2 2B: 1 3B: 0 HR: 0 SF: 0 SAC: 0 DP: 0 HBP: 0						

	AB	30
	R	1
	H	3
	RBI	1
	BB	4
	SO	5
	LOB	12

WP: 0 PB: 0 SB: 0 CS: 0 PA: 34

PITCHER		IP	WLS	BF	H	R	ER	SO	BB	IBB	HBP	BLK	WP	HR	S	P	ERA	WHIP
56 Rick Van Den Hurk, R ERA: 8.5	(1, 1)	6.0	W	21	1	0	0	4	2	0	0	0	0	0	58	86	0.00	0.500
57 Taylor Tankersley, L ERA: 5.89	(7, 1)	0.1	H	1	0	0	0	0	0	0	0	0	0	0	2	2	0.00	0.000
22 Matt Lindstrom, R ERA: 3.65	(7, 1)	0.2	H	2	0	0	0	1	0	0	0	0	0	0	5	6	0.00	0.000
Armando Benitez, R ERA: 4.22	(8, 1)	1.0		6	2	1	1	0	1	0	0	0	0	0	11	18	9.00	3.000
Kevin Gregg, R ERA: 2.08	(9, 1)	1.0		4	0	0	0	0	1	0	0	0	0	0	5	9	0.00	1.000

PITCHER	IP	WLS	BF	H	R	ER	SO	BB	IBB	HBP	BLK	WP	HR	S	P	ERA	WHIP

Florida Marlins @ Atlanta Braves

Turner Field, Atlanta, GA

Wed Jun 06 2007, 1:05 PM EDT

Att. 28,026 - Sunny - 87 F

TOP

livebaseballscorecards.com

Batter	1	2	3	4	5	6	7	8	9	AB	R	H	RBI	BB	SO	LOB
4 Alfredo Amezaga, S (1, 5) (8, 6) OBP: 0.317, SLG: 0.341	C B F X FA 92 / 1-2 6 1B 14 2B 1B	B C B X / 2-1 ③ P4		X FA 93 / 0-0 2B			B FA 95 B FA 96 B FA 95 B FA 95 / 4-0 2 1B 6 S BB	B FA 91 F FA 91 X FA 91 / 1-1 2-H 1B		4	1	3	1	1	0	0
6 Dan Uggla, R (1, 4) OBP: 0.348, SLG: 0.535	B CU 77 1 SAFE S FA 91 X FA 92 / 1-1 1-2 14 2B 1B		B FA 92 S SL 84 X SL 85 / 1-1 14 S 27 SF9 2B	B FA 93 C CH 80 D CH 84 S FA 93 B FA 93 S CU 78 / 3-3 ③ K			1 SAFE B FA 96 1 SAFE F FA 96 B FA 96 S FA 95 S FA 96 / 2-3 ① K 1-2	D SL 87 X SL 85 / 1-0 ② F8		5	2	2	0	0	2	3
2 Hanley Ramirez, R (1, 6) OBP: 0.376, SLG: 0.487	L CH 84 X SL 86 / 0-1 ① P6		B SL 84 B FA 92 S CH 83 B SL 85 F FA 93 F FA 92 X CH 83 / 3-2 ① P2		C B SL 86 X FA 93 / 1-1 ① G4-3		F X / 0-1 14 S 2-3 1B	B FA 92 B SL 85 X SL 83 / 2-0 ③ F8		5	0	1	0	0	0	4
14 Josh Willingham, R (1, 7) OBP: 0.372, SLG: 0.472	B 2 SAFE X / 1-0 27 G1-3 1-H 2-H 2B		B SL 85 F SL 85 S SL 86 B FA 94 B SL 85 B CU 79 / 4-2 8 HR 2-3 BB		C CH 83 C SL 86 S CU 78 / 0-3 ② K		S SL 88 S SL 88 X FA 97 / 0-2 ② P4 1-2		B FA 90 B CU 74 X FA 91 / 2-0 ① G5-3	4	1	1	2	1	1	2
27 Jeremy Hermida, L (1, 9) OBP: 0.309, SLG: 0.386	C B S X / 1-2 ② G1-3 2-3		X CH 84 / 0-0 ② SF9 3-H		C FA 92 B FA 92 B FA 94 C CU 77 S CH 83 / 2-3 ③ K		I IN 72 I IN 89 I IN 88 I / 4-0 IBB		B FA 91 S FA 91 C FA 90 B SL 82 S FA 91 / 2-3 ② K	3	0	0	1	1	2	1
8 Aaron Boone, R (1, 3) (8, 5) OBP: 0.383, SLG: 0.438	B B B B / 4-0 BB		B FA 92 1 SAFE X SL 85 / 1-0 1-H HR			B FA 91 X FA 92 / 1-0 61 S 1B	F SL 88 S B B SL 88 B FA 98 S SL 88 / 3-3 ③ K		B B FA 91 B FA 89 B FA 90 / 4-0 BB	3	1	2	2	2	1	3
Miguel Olivo, R (1, 2) OBP: 0.239, SLG: 0.335	C X / 0-1 ③ F8		C FA 94 S SL 88 B CU 78 S FA 93 / 1-3 ③ K			X FA 93 / 0-0 ① F8		X FA 93 / 0-0 ① P3	B C S CU 76 X FA 91 / 1-2 ③ F9	5	0	0	0	0	1	4
61 Reggie Abercrombie, R (1, 8) OBP: 0.255, SLG: 0.327		B S X / 1-1 ① P3		S C B FA 91 F CU 76 S / 1-3 ① K		1 SAFE D FA 93 S FA 91 B CU 76 B FA 92 C FA 93 C FA 93 / 3-3 ② K 1-2		S SL 86 F SL 85 F SL 92 B FA 93 F SL 86 X FA 92 / 1-2 S 1B 1B		4	1	1	0	0	2	1
Scott Olsen, L (1, 1) OBP: 0.348, SLG: 0.364		C B B B F X / 3-2 ② P5		C FA 93 B FA 92 S CH 84 B FA 93 C FA 93 / 2-3 ② K		S FA 92 X FA 93 / 0-1 ③ G6-3		1 SAFE F FA 89 1 SAFE 1 SAFE D CH 84 P PO 86 D FA 91 S SL 84 F SL 84 / 3-2 X FA 92 4 WP 1-H 4 1B 1B		2	0	0	0	0	1	0
32 Justin Miller, R (5, 1)										1	0	0	0	0	0	1
77 Henry Owens, R (7, 1)										0	0	0	0	0	0	0
Joe Borchard, S (8, PH) OBP: 0.295, SLG: 0.329										1	1	1	1	0	0	0
22 Matt Lindstrom, R (8, 1)										0	0	0	0	0	0	0
57 Taylor Tankersley, L (8, 1)										0	0	0	0	0	0	0
Kevin Gregg, R (8, 1)										0	0	0	0	0	0	0
Jason Wood, R (8, 3) OBP: 0.267, SLG: 0.419										0	0	0	0	0	0	0
Inning Stats	R: 2 E: 0 K: 0 S: 13 H: 3 LOB: 2 BB: 1 P: 21	R: 0 E: 0 K: 0 S: 7 H: 0 LOB: 0 BB: 0 P: 13	R: 3 E: 0 K: 1 S: 13 H: 2 LOB: 0 BB: 1 P: 23	R: 0 E: 0 K: 3 S: 11 H: 1 LOB: 1 BB: 0 P: 17	R: 0 E: 0 K: 2 S: 8 H: 0 LOB: 0 BB: 0 P: 11	R: 0 E: 0 K: 1 S: 7 H: 1 LOB: 1 BB: 0 P: 11	R: 0 E: 0 K: 2 S: 11 H: 1 LOB: 3 BB: 2 P: 24	R: 2 E: 0 K: 0 S: 15 H: 3 LOB: 1 BB: 0 P: 22	R: 0 E: 0 K: 1 S: 7 H: 0 LOB: 1 BB: 1 P: 16	1B: 7 2B: 3 3B: 0 HR: 1		SF: 1 SAC: 0 DP: 0 HBP: 0				

AB	37
R	7
H	11
RBI	7
BB	5
SO	10
LOB	19

WP: 1 PB: 0 SB: 5 CS: 0 PA: 43

PITCHER		IP	WLS	BF	H	R	ER	SO	BB	IBB	HBP	BLK	WP	HR	S	P	ERA	WHIP
26 Kyle Davies, R (1, 1) ERA: 5.31		5.0	L	23	6	5	5	6	2	0	0	0	0	1	52	85	9.00	1.600
48 Blaine Boyer, R (6, 1) ERA:		1.0		4	1	0	0	1	0	0	0	0	0	0	7	11	0.00	1.000
Tyler Yates, R (7, 1) ERA: 3.71		1.0		6	1	0	0	2	1	1	0	0	0	0	11	24	0.00	2.000
54 Chad Paronto, R (8, 1) ERA: 7.64		1.0		6	3	2	2	0	0	0	0	0	1	0	15	22	18.00	3.000
Macay McBride, L (9, 1) ERA: 4.09		1.0		4	0	0	0	1	1	0	0	0	0	0	7	16	0.00	1.000

Batter	1	2	3	4	5	6	7	8	9	AB	R	H	RBI	BB	SO	LOB
2 Kelly Johnson, L (1, 4) OBP: 0.389, SLG: 0.484	C B B X 2-1 ① G4-3	B FA 92 X 1-0 ③ G4-3			1 SAFE C FA 91 B SL 79 B FA 90 C FA 89 F FA 93 1 SAFE B FA 92 F FA 90 4-2 B 7 2B 1-2 BB	B FA 92 X FA 92 1-0 ③ G3		C FA 90 X FA 91 0-1 19 1B 1-2 2-H 3-H 1B		4	1	1	2	1	0	4
19 Yunel Escobar, R (1, 5) OBP: 0.400, SLG: 0.625	B B B B 4-0 BB BB	C FA 90 B FA 90 X FA 91 1-1 ① G6-3			C SL 82 F SL 83 B FA 91 B SL 83 X FA 90 2-2 ① L7		B F FA 94 B SL 84 B FA 94 F FA 94 X FA 94 3-2 ① G6-3	C SL 83 B SL 82 X FA 93 1-1 1-2 2-3 1B		4	0	1	0	1	0	2
7 Jeff Francoeur, R (1, 9) OBP: 0.345, SLG: 0.458	X 0-0 ② L7	C FA 91 B FA 92 B FA 92 B FA 92 X FA 90 3-1 ② 1B			D CH 82 F FA 90 F FA 91 X FA 84 1-2 1-H 2-H 2B		F FA 95 F SL 83 B SL 84 S FA 95 1-3 ② K	X SL 85 0-0 ③ G5-3		5	0	2	2	0	1	4
Andruw Jones, R (1, 8) OBP: 0.327, SLG: 0.419	B B B B 4-0 1-2 BB	B FA 92 F FA 92 C SL 82 S SL 80 1-3 ③ K			B FA 90 X CU 78 1-0 ② P6		F FA 96 B SL 84 S SL 85 F FA 96 B FA 96 B SL 86 F FA 96 F FA 96 X FA 96 3-2 ③ L5		C SL 82 B SL 85 C CU 82 F FA 93 B FA 94 F FA 94 X SL 84 2-2 ① F8	4	0	0	0	1	1	1
23 Matt Diaz, R (1, 7) OBP: 0.353, SLG: 0.465	C S C 0-3 ③ K			C FA 89 C FA 91 C FA 92 0-3 ① K	T SL 79 F CU 78 F SL 80 B FA 93 X CU 80 1-2 ③ F9			B FA 98 B FA 98 F SL 95 F FA 98 F CU 83 B FA 99 F FA 97 F FA 98 B FA 99 4-2 1B 2 1B 1B BB	C FA 93 S FA 94 X FA 94 0-2 G3 1B	4	1	1	0	1	2	3
Jarrod Saltalamacchia, S (1, 2) OBP: 0.373, SLG: 0.478		B C B B F F X 3-2 ① F8		B FA 90 X FA 91 1-0 1B		F FA 90 B FA 92 B CU 77 X FA 90 2-1 ① G3-1		C FA 98 B FA 99 X FA 99 1-1 1-2 2 1B 1B	C FA 94 C SL 85 D CH 85 B FA 95 X CH 85 2-2 ② G3 1-2	5	1	2	0	0	0	1
Chris Woodward, R (1, 6) OBP: 0.250, SLG: 0.316		C B C B F B X 3-2 ② G6-3		C FA 89 T CH 78 X FA 90 0-2 ② P3		C CU 78 X FA 92 0-1 ② F8		C FA 98 S FA 99 S FA 99 0-3 ① K	B SL 83 C FA 94 C SL 85 B FA 94 F FA 95 F FA 94 S FA 95 2-3 ③ K	5	0	0	0	0	2	4
Scott Thorman, L (1, 3) OBP: 0.263, SLG: 0.398		B B B C C X 3-2 26 BB 1B		B FA 90 S FA 91 S SL 80 B FA 93 F FA 92 F FA 93 S SL 82 2-3 ③ K		C FA 91 B SL 80 X FA 92 1-1 1B 1B		B FA 99 X FA 97 1-0 19 1B 2 1B 1-2 2-3 1B		4	0	3	0	0	1	1
26 Kyle Davies, R (1, 1) OBP: 0.286, SLG: 0.421 4 Pete Orr, L (5, PH) OBP: 0.239, SLG: 0.227 48 Blaine Boyer, R (6, 1) Willie Harris, L (6, PH) OBP: 0.444, SLG: 0.500 Tyler Yates, R (7, 1) 54 Chad Paronto, R (8, 1) 11 Edgar Renteria, R (8, PH) OBP: 0.384, SLG: 0.509 Macay McBride, L (9, 1)		B C B B FA 91 C FA 92 B FA 91 4-2 1-2 BB			B FA 91 B FA 88 C FA 89 B SL 80 B FA 91 4-1 2 BB 7 2B BB	X FA 91 0-0 1-3 1B		C CU 82 B CU 84 F FA 98 B CU 82 X FA 98 2-2 ② F9		0 0 0 1 0 0 0 1 0	0 1 0 0 0 0 0 0 0	0 0 0 1 0 0 0 0 0	0 0 0 0 0 0 0 0 0	1 1 0 0 0 0 0 0 0	0 0 0 0 0 0 0 0 0	0 0 0 0 0 0 0 3 0
Inning Stats	R: 0 E: 0 K: 1 S: 6 H: 0 LOB: 2 BB: 2 P: 16	R: 0 E: 0 K: 0 S: 14 H: 1 LOB: 2 BB: 1 P: 28	R: 0 E: 0 K: 1 S: 7 H: 1 LOB: 0 BB: 0 P: 12	R: 0 E: 0 K: 2 S: 12 H: 1 LOB: 1 BB: 0 P: 15	R: 2 E: 0 K: 0 S: 16 H: 1 LOB: 1 BB: 2 P: 29	R: 0 E: 0 K: 0 S: 8 H: 2 LOB: 2 BB: 0 P: 12	R: 0 E: 0 K: 1 S: 12 H: 0 LOB: 0 BB: 0 P: 19	R: 2 E: 0 K: 1 S: 19 H: 4 LOB: 3 BB: 1 P: 28	R: 0 E: 0 K: 1 S: 16 H: 1 LOB: 1 BB: 0 P: 22	1B: 10 2B: 1 3B: 0 HR: 0 SF: 0 SAC: 0 DP: 0 HBP: 0						

PITCHER		IP	WLS	BF	H	R	ER	SO	BB	IBB	HBP	BLK	WP	HR	S	P	ERA	WHIP
Scott Olsen, L ERA: 5.27	(1, 1)	4.1		21	4	2	2	4	5	0	0	0	0	0	50	93	4.15	2.077
32 Justin Miller, R ERA: 4.35	(5, 1)	1.2	W	7	2	0	0	0	0	0	0	0	0	0	13	19	0.00	1.200
77 Henry Owens, R ERA: 2.01	(7, 1)	1.0	H	3	0	0	0	1	0	0	0	0	0	0	12	19	0.00	0.000
22 Matt Lindstrom, R ERA: 4.26	(8, 1)	0.2		5	2	2	2	1	1	0	0	0	0	0	14	22	27.00	4.500
57 Taylor Tankersley, L ERA: 5.89	(8, 1)	0.0		1	1	0	0	0	0	0	0	0	0	0	2	2	∞	∞

PITCHER		IP	WLS	BF	H	R	ER	SO	BB	IBB	HBP	BLK	WP	HR	S	P	ERA	WHIP
Kevin Gregg, R ERA: 2.0	(8, 1)	1.1	S	6	2	0	0	1	0	0	0	0	0	0	19	26	0.00	1.500

BOTTOM

Florida Marlins @ Atlanta Braves

Turner Field, Atlanta, GA

Wed Jun 06 2007, 1:05 PM EDT
Att. 28,026 - Sunny - 87 F

livebaseballscorecards.com

AB	37
R	4
H	11
RBI	4
BB	6
SO	7
LOB	23

Batter	1	2	3	4	5	6	7	8	9	AB	R	H	RBI	BB	SO	LOB
12 Alfonso Soriano, R (1, 7) OBP: 0.361, SLG: 0.523	B CH 77 F CH 77 X 1-1 20 1B 3B	F FA 90 B FA 91 X CH 78 1-1 1-2 3-H 1B			F FA 89 B FA 90 B FA 90 F FA 89 X FA 90 2-2 ② F8		I IN 75 I I I 4-0 IBB			3	1	2	1	1	0	0
20 Felix Pie, L (1, 8) OBP: 0.284, SLG: 0.466	B FA 88 C FA 89 X FA 88 1-1 25 BB 3-H 1B	X CH 80 0-0 ③ G3			B FA 90 B CH 79 X FA 89 2-0 ③ F8		B F FA 87 C CH 76 X CH 77 1-2 ③ G5-3			4	0	1	1	0	0	4
25 Derrek Lee, R (1, 3) OBP: 0.407, SLG: 0.519	C FA 89 F FA 91 1 SAFE B FA 91 B CH 77 1 SAFE F FA 90 B FA 90 F FA 89 4-2 B CH 79 G6-4-3 1-2 BB		S CH 76 C CH 76 C FA 90 0-3 ① K			S CH 76 F FA 90 B CH 79 B CH 78 F CH 78 X FA 91 2-2 ① G5-3		B FA 97 F FA 97 X SL 90 1-1 ① F8		3	0	0	0	1	1	0
19 Matt Murton, R (1, 9) OBP: 0.344, SLG: 0.351 29 Ángel Pagán, S (8, PR) OBP: 0.365, SLG: 0.532 (8, 9)	F C CH 79 C FA 91 0-3 ① K		F FA 88 B FA 90 F CH 78 F FA 90 X CH 78 1-2 ② G5-3			B CH 79 S CH 79 C FA 89 X CH 78 1-2 FC6-4 1B		B FA 98 F SL 90 B SL 89 B SL 88 B FA 96 4-1 BB		3 0	0 0	1 0	0 0	1 0	1 0	2 0
Michael Barrett, R (1, 2) OBP: 0.293, SLG: 0.400	B CH 78 C FA 89 X FA 89 1-1 ② G6-4-3 ③ 1-2f		X FA 88 0-0 ③ G5-3			1 SAFE F FA 89 F FA 88 D CH 78 X CH 77 1-2 ② L5		1 SAFE S SL 90 S SL 90 C FA 97 0-3 ② K		4	0	0	0	0	1	4
Mark DeRosa, R (1, 5) OBP: 0.339, SLG: 0.448		X FA 90 0-0 ① F9		B FA 86 X FA 85 1-0 ① F8		1 SAFE X CH 77 0-0 ③ FC6-4 1-2f		1 SAFE 1 SAFE X FA 96 0-0 ③ F9		4	0	0	0	0	0	2
2 Ryan Theriot, R (1, 4) OBP: 0.335, SLG: 0.350		B FA 90 C FA 89 F CH 78 X FA 91 1-2 1B 12 1B 1B		B FA 88 C FA 88 F FA 88 B CH 75 B CH 78 F FA 89 X FA 90 3-2 ② F8			C FA 89 B FA 88 B FA 89 C CH 78 X FA 89 2-2 ① F8		F FA 96 F FA 96 X SL 86 0-2 ① F8	4	1	1	0	0	0	0
Cesar Izturis, S (1, 6) OBP: 0.305, SLG: 0.295		P PO 84 B FA 90 1 SAFE F FA 90 X FA 89 2-1 12 1B 1-3 1B		F FA 89 X CH 79 0-1 ③ G6-3			B CH 78 B FA 88 B FA 88 C FA 89 B FA 88 4-1 53 SH1-3 BB		B FA 97 F FA 96 F B X 2-2 ② L8	3	0	1	0	1	0	0
53 Rich Hill, L (1, 1) OBP: 0.111, SLG: 0.154 15 Cliff Floyd, L (9, PH) OBP: 0.364, SLG: 0.423 46 Ryan Dempster, R (9, 1)		F FA 89 B FA 91 S SL 78 F FA 90 B CH 76 S FA 89 2-3 ② K			F FA 86 F CH 76 S FA 91 0-3 ① K		1 SAFE B FA 86 X FA 86 1-0 ② SH1-3 1-2		B X 1-0 ③ P6	2 1 0	0 0 0	0 0 0	0 0 0	0 0 0	2 0 0	2 0 0
Inning Stats	R: 1 E: 0 K: 1 S: 13 H: 2 LOB: 1 BB: 1 P: 20	R: 1 E: 0 K: 1 S: 14 H: 3 LOB: 2 BB: 0 P: 19	R: 0 E: 0 K: 1 S: 8 H: 0 LOB: 0 BB: 0 P: 9	R: 0 E: 0 K: 0 S: 7 H: 0 LOB: 0 BB: 0 P: 11	R: 0 E: 0 K: 1 S: 7 H: 0 LOB: 0 BB: 0 P: 11	R: 0 E: 0 K: 0 S: 11 H: 1 LOB: 1 BB: 0 P: 15	R: 0 E: 0 K: 0 S: 8 H: 0 LOB: 2 BB: 2 P: 20	R: 0 E: 0 K: 1 S: 7 H: 0 LOB: 1 BB: 1 P: 12	R: 0 E: 0 K: 0 S: 7 H: 0 LOB: 0 BB: 0 P: 10	1B: 5 2B: 0 3B: 1 HR: 0 SF: 0 SAC: 1 DP: 1 HBP: 0						

PITCHER		IP	WLS	BF	H	R	ER	SO	BB	IBB	HBP	BLK	WP	HR	S	P	ERA	WHIP
36 Chuck James, L ERA: 3.66	(1, 1)	7.0	L	29	6	2	2	4	2	1	0	0	0	0	68	105	2.57	1.143
Tyler Yates, R ERA: 3.58	(8, 1)	1.0		4	0	0	0	1	1	0	0	0	0	0	7	12	0.00	1.000
39 Rafael Soriano, R ERA: 2.33	(9, 1)	1.0		3	0	0	0	0	0	0	0	0	0	0	7	10	0.00	0.000

PITCHER	IP	WLS	BF	H	R	ER	SO	BB	IBB	HBP	BLK	WP	HR	S	P	ERA	WHIP

TOP

Chicago Cubs @ Atlanta Braves

Turner Field, Atlanta, GA

Thu Jun 07 2007, 7:35 PM EDT
Att. 32,902 - Partly Cloudy - 86 F

livebaseballscorecards.com

AB	31
R	2
H	6
RBI	2
BB	4
SO	5
LOB	14

Chicago Cubs @ Atlanta Braves

Turner Field, Atlanta, GA

Thu Jun 07 2007, 7:35 PM EDT

Att. 32,902 - Partly Cloudy - 86 F

BOTTOM

Batter	1	2	3	4	5	6	7	8	9	AB	R	H	RBI	BB	SO	LOB
2 Kelly Johnson, L (1, 4) OBP: 0.387, SLG: 0.477	C FA 92 C CU 74 X FA 92 0-2 ① L5		B FA 92 B FA 91 B FA 91 B FA 91 4-0 BB			C FA 91 F FA 92 B CU 71 S SL 84 1-3 ① K		B FA 92 S FA 87 C CU 73 X CU 74 1-2 ③ L4		3	0	0	0	1	1	0
19 Yunel Escobar, R (1, 5) OBP: 0.345, SLG: 0.536	B FA 91 B FA 92 F FA 91 F FA 92 F CU 74 X FA 92 2-2 ② G6-3		C CU 73 S CU 74 X FA 91 0-2 ③ F8			B CU 74 X FA 92 1-0 ② F9			C SL 87 S SL 88 B SL 90 X SL 88 1-2 ① G6-3	4	0	0	0	0	0	1
11 Edgar Renteria, R (1, 6) OBP: 0.378, SLG: 0.500	B FA 92 C FA 93 C FA 92 S CU 75 1-3 ③ K			S CU 74 B FA 92 S CU 74 S CU 75 1-3 ① K2-3		B FA 85 F FA 92 F FA 93 S CU 75 1-3 ③ K			C SL 89 F CH 85 F CH 86 X SL 88 0-2 ② G1-3	4	0	0	0	0	3	0
Andruw Jones, R (1, 8) OBP: 0.329, SLG: 0.434		B X 1-0 HR		C CU 74 X CU 75 0-1 7 F9 7 S 1B			B CU 73 C CU 73 F CU 74 S CU 74 1-3 ① K		X SL 88 0-0 ③ G5-3	4	1	2	1	0	1	0
7 Jeff Francoeur, R (1, 9) OBP: 0.341, SLG: 0.452		B FA 93 B FA 91 F FA 92 T FA 91 F FA 92 B FA 92 S 3-3 ① K		C FA 92 B FA 92 F FA 92 F FA 92 F FA 92 B CU 75 X 2-2 ② F9 1-3			C CU 74 B FA 92 B FA 92 S FA 91 S FA 92 2-3 ② K			3	0	0	0	0	2	1
23 Matt Diaz, R (1, 7) OBP: 0.353, SLG: 0.462		B FA 92 B CH 80 F FA 91 X FA 92 2-1 ② P3		S FA 92 F FA 92 S CU 74 0-3 ③ K			B FA 92 C FA 92 B CU 74 X FA 92 2-1 1B			3	0	1	0	0	1	1
16 Brian McCann, L (1, 2) OBP: 0.328, SLG: 0.416		S FA 92 B CU 74 F FA 91 F CU 74 X CU 72 1-2 ③ G1-3		C CU 74 X CU 74 0-1 ① G4-3			C CU 72 B SL 87 S CU 72 B CU 73 F SL 84 S FA 92 2-3 ③ K			3	0	0	0	0	1	1
Scott Thorman, L (1, 3) OBP: 0.260, SLG: 0.393 Jarrod Saltalamacchia, S (8, PH) OBP: 0.365, SLG: 0.468 39 Rafael Soriano, R (9, 1)			B FA 91 X SL 83 1-0 ① P2	C SL 86 C CU 74 B FA 90 S FA 91 1-3 ② K				F FA 91 B CU 73 C CU 74 S 1-3 ① K		2 1 0	0 0 0	0 0 0	0 0 0	0 0 0	1 1 0	0 0 0
36 Chuck James, L (1, 1) OBP: 0.190, SLG: 0.105 Tyler Yates, R (8, 1) Chris Woodward, R (8, PH) OBP: 0.247, SLG: 0.312 (9, 3)			F FA 91 S FA 92 B CU 73 B FA 91 X FA 92 2-2 ② G1-3	S FA 92 X FA 92 0-1 ③ F7				C FA 91 X CU 74 0-1 ② F9		2 0 1	0 0 0	0 0 0	0 0 0	0 0 0	0 0 0	0 0 0
Inning Stats	R: 0 E: 0 K: 1 S: 10 H: 0 LOB: 0 BB: 0 P: 13	R: 1 E: 0 K: 1 S: 11 H: 1 LOB: 0 BB: 0 P: 18	R: 0 E: 0 K: 0 S: 7 H: 0 LOB: 1 BB: 1 P: 14	R: 0 E: 0 K: 2 S: 13 H: 1 LOB: 1 BB: 0 P: 16	R: 0 E: 0 K: 1 S: 7 H: 0 LOB: 0 BB: 0 P: 8	R: 0 E: 0 K: 2 S: 7 H: 0 LOB: 0 BB: 0 P: 10	R: 0 E: 0 K: 3 S: 12 H: 1 LOB: 1 BB: 0 P: 19	R: 0 E: 0 K: 1 S: 8 H: 0 LOB: 0 BB: 0 P: 10	R: 0 E: 0 K: 0 S: 8 H: 0 LOB: 0 BB: 0 P: 9	1B: 2 2B: 0 3B: 0 HR: 1	SF: 0 SAC: 0 DP: 0 HBP: 0			WP: 0 PB: 0 SB: 1 CS: 0	PA: 31		

livebaseballscorecards.com

AB	30
R	1
H	3
RBI	1
BB	1
SO	11
LOB	4

PITCHER	IP	WLS	BF	H	R	ER	SO	BB	IBB	HBP	BLK	WP	HR	S	P	ERA	WHIP
53 Rich Hill, L (1, 1) ERA: 2.71	8.0	W	28	3	1	1	11	1	0	0	0	0	1	75	108	1.12	0.500
46 Ryan Dempster, R (9, 1) ERA: 3.25	1.0	S	3	0	0	0	0	0	0	0	0	0	0	8	9	0.00	0.000

PITCHER	IP	WLS	BF	H	R	ER	SO	BB	IBB	HBP	BLK	WP	HR	S	P	ERA	WHIP

Batter	1	2	3	4	5	6	7	8	9	AB	R	H	RBI	BB	SO	LOB
12 Alfonso Soriano, R (1, 7) OBP: 0.373, SLG: 0.568	X FA 88 0-0 HR	X SL 87 0-0 HR		F SL 87 F FA 88 X CU 75 0-2 HR	B FA 90 B SL 83 B FA 91 I 4-0 20 SF7 IBB		S FA 93 F FA 93 B FA 94 F FA 94 X CU 77 1-2 ② G6-3 2-3		X FA 91 0-0 ② 1-3 1B	5	3	4	3	1	0	1
20 Felix Pie, L (1, 8) OBP: 0.300, SLG: 0.468	B FA 88 F CH 80 S CU 75 S CU 76 1-3 K BB 25 BB BB	B FA 88 B FA 88 F SL 87 B SL 88 F FA 89 B FA 88 4-2 G5-3 25 S BB		B FA 88 C FA 88 F CU 75 B SL 87 C CU 76 2-3 ① K	X FA 91 0-0 ② SF7 1-2 3-H		B FA 94 C CH 85 C FA 94 X FA 87 1-2 25 PB 25 E 3-H 1B		B FA 90 X SL 85 1-0 3-H 1B	4	2	2	3	1	2	0
25 Derrek Lee, R (1, 3) OBP: 0.409, SLG: 0.514	B SL 76 D FA 90 B FA 88 F FA 88 B CU 74 4-1 BB BB 1-2 FC1-2 BB	F SL 64 B I IN 64 I IN 64 4-1 1-2 IBB		F SL 88 X FA 87 0-1 ② G6-3	C SL 84 X FA 90 0-1 ③ G4-3		B FA 92 B FA 93 F FA 93 B FA 93 F FA 92 X FA 92 3-2 E3 WP 1-H 1B		D FA 91 X 1-0 ③ F7	4	0	1	0	2	0	2
Michael Barrett, R (1, 2) OBP: 0.300, SLG: 0.418	B FA 89 B FA 88 F FA 89 B SL 89 B FA 89 4-1 FC1-2 BB 1-2 2-3 BB	F FA 89 F SL 88 X FA 88 0-2 ②③ G5-3 2-3f		F FA 89 B FA 87 X SL 86 1-1 HR		B FA 91 X FA 90 1-0 S 1B	C FA 90 F FA 92 D CU 76 B CU 74 F FA 92 S FA 92 2-3 ③ K 1-2			4	1	2	1	1	1	3
Mark DeRosa, R (1, 5) OBP: 0.340, SLG: 0.443	C SL 88 B SL 88 B SL 88 F FA 90 B SL 77 F SL 89 B CU 76 4-2 FC1-2 1-2 2-3 3-H BB		C FA 87 B CH 80 S SL 86 B CU 74 X SL 87 2-2 ① G6-3	B FA 89 B FA 89 X FA 89 2-0 1B 1B		F FA 92 C SL 74 1 SAFE F CU 76 F FA 92 B SL 76 S CH 84 1-3 ① K 1-2		C FA 91 C FA 90 F SL 85 X FA 91 0-2 ① L5	4	0	1	1	1	1	1
Jacque Jones, L (1, 9) OBP: 0.301, SLG: 0.335	B FA 89 C FA 89 B CH 82 S SL 88 X CU 76 2-2 ① FC1-2 1-2 2-3 3-Hf		X FA 88 0-0 ② G3	S CH 84 X FA 91 0-1 1-2 1B		C CH 84 C FA 92 B SL 77 B CH 83 S SL 78 2-3 ② K		C B CH 84 X FA 90 1-1 2 G1-4-3 1B	5	0	2	0	0	1	4
2 Ryan Theriot, R (1, 4) OBP: 0.332, SLG: 0.346	C FA 90 B SL 78 S SL 88 C SL 88 1-3 ② K		C SL 87 C FA 89 X SL 88 0-2 E S 1B	X CH 85 0-0 ③ F9		C FA 93 X SL 77 0-1 ③ L6		X FA 90 0-0 ②③ G1-4-3 1-2f	5	0	1	0	0	1	7
Cesar Izturis, S (1, 6) OBP: 0.314, SLG: 0.308	C FA 89 C FA 89 X CU 77 0-2 ③ G3		1 SAFE D FA 87 1 SAFE C FA 88 D SL 76 B SL 87 B FA 88 4-1 1-3 BB	X FA 89 0-0 45 SH5-3 20 SF7 2B		B FA 91 X FA 92 1-0 12 G6-3 45 SH1-3 20 1B 1B		B FA 87 C FA 88 X FA 88 1-1 E3 29 FC6-4	4	2	2	0	1	0	3
45 Sean Marshall, L (1, 1) 13 Will Ohman, L (7, 1) 49 Carlos Marmol, R (8, 1) 29 Ángel Pagán, S (9, PH) OBP: 0.358, SLG: 0.521 43 Michael Wuertz, R (9, 1)		B FA 86 B FA 86 C FA 86 S FA 86 F CU 74 B FA 89 X FA 88 3-2 ① G3-1	B FA 88 C FA 88 S CU 76 X CU 75 1-2 ③ G3-1	L FA 89 B FA 90 L FA 90 X SL 81 1-2 ① SH5-3 2-3		C FA 91 M FA 93 X 0-2 ① SH1-3 1-2		B FA 88 C FA 88 C FA 89 F FA 89 B SI 89 X FA 90 2-2 ① FC6-4 12 1B 20 1B 1-2f	2 0 0 1 0	0 0 0 1 0	0 0 0 0 0	0 0 0 0 0	0 0 0 0 0	0 0 0 1 0	2 0 0 1 0

livebaseballscorecards.com

Chicago Cubs @ Atlanta Braves

Turner Field, Atlanta, GA

Fri Jun 08 2007, 7:35 PM EDT

Att. 37,123 - Cloudy - 74 F

TOP

AB	38
R	9
H	15
RBI	8
BB	7
SO	6
LOB	24

Inning Stats	1	2	3	4	5	6	7	8	9	1B: 10	SF: 1	WP: 2	PA: 48
	R: 2 E: 0 K: 2 S: 18	H: 1 LOB: 3 BB: 3 P: 34	R: 1 E: 0 K: 0 S: 11	H: 1 LOB: 1 BB: 2 P: 22	R: 0 E: 0 K: 0 S: 11	H: 1 LOB: 2 BB: 1 P: 18	R: 2 E: 0 K: 1 S: 14	H: 4 LOB: 2 BB: 0 P: 19	R: 1 E: 0 K: 0 S: 7	H: 1 LOB: 1 BB: 1 P: 12	R: 0 E: 0 K: 2 S: 11	H: 1 LOB: 1 BB: 0 P: 15	R: 2 E: 1 K: 1 S: 18	H: 3 LOB: 1 BB: 0 P: 26	R: 0 E: 0 K: 0 S: 7	H: 1 LOB: 0 BB: 0 P: 8	R: 1 E: 1 K: 0 S: 9	H: 2 LOB: 1 BB: 0 P: 14	2B: 1 3B: 0 HR: 4	SAC: 2 DP: 2 HBP: 0	PB: 1 SB: 3 CS: 0	

PITCHER		IP	WLS	BF	H	R	ER	SO	BB	IBB	HBP	BLK	WP	HR	S	P	ERA	WHIP
40 Lance Cormier, R ERA: 15.26	(1, 1)	3.2	L	22	5	5	5	3	5	1	0	0	1	4	50	87	12.27	2.727
Oscar Villarreal, R ERA: 4.2	(4, 1)	1.1		8	3	1	1	0	0	1	0	0	0	0	11	18	6.75	2.250
58 Peter Moylan, R ERA: 2.67	(6, 1)	1.0		4	1	0	0	2	0	0	0	0	0	0	11	15	0.00	1.000
48 Blaine Boyer, R ERA: 3.0	(7, 1)	1.0		6	3	2	1	1	0	0	0	0	1	0	18	26	9.00	3.000
54 Chad Paronto, R ERA: 6.86	(8, 1)	2.0		8	3	1	0	0	0	0	0	0	0	0	16	22	0.00	1.500

PITCHER	IP	WLS	BF	H	R	ER	SO	BB	IBB	HBP	BLK	WP	HR	S	P	ERA	WHIP

Chicago Cubs @ Atlanta Braves

Turner Field, Atlanta, GA

Fri Jun 08 2007, 7:35 PM EDT

Att. 37,123 - Cloudy - 74 F

BOTTOM

Batter	1	2	3	4	5	6	7	8	9	AB	R	H	RBI	BB	SO	LOB
2 Kelly Johnson, L (1, 4) OBP: 0.385, SLG: 0.482	B FA 85 B FA 86 C FA 84 X FA 86 2-1 G4-3 ①		C FA 86 B CH 81 F SL 83 B CU 72 F FA 82 B FA 89 X FA 84 3-2 19 1B 3B		C FA 85 F CU 74 B FA 87 B FA 86 X CU 73 2-2 G3 ③		C X 0-1 G6-3 ③			4	1	1	0	0	0	1
19 Yunel Escobar, R (1, 5) (9, 6) OBP: 0.364, SLG: 0.531	X FA 86 0-0 11 BB 1B		F SL 82 X SL 82 0-1 3-H 1B			X CH 78 0-0 G4-3 ①		C FA 93 B FA 93 B SL 82 S SL 82 B SL 79 X FA 92 3-2 F9 ①		4	0	2	1	0	0	0
11 Edgar Renteria, R (1, 6) OBP: 0.377, SLG: 0.496 4 Pete Orr, L (8, PH) OBP: 0.234, SLG: 0.222 (9, 5)	B FA 87 C FA 87 B FA 83 1 SAFE B FA 83 B FA 88 4-1 1-2 BB		B FA 87 F FA 83 F FA 87 F CU 72 F CU 73 S CU 74 1-3 K ②			C X CU 70 0-1 G5-3 ②		C FA 93 C SL 80 B CU 80 F SL 81 B FA 94 S SL 81 2-3 K ②		2 1	0 0	0 0	0 0	1 0	1 1	1 0
Andruw Jones, R (1, 8) OBP: 0.328, SLG: 0.428	S CH 82 B FA 84 B FA 88 X FA 85 2-1 F8 ②		S CU 73 S CU 74 1 SAFE D CU 76 S CU 73 1-3 K ③			B SL 78 S SL 81 B CU 73 C FA 85 B CU 74 B CU 73 4-2 7 1B BB		X FA 93 0-0 F7 ③		3	0	0	0	1	1	3
7 Jeff Francoeur, R (1, 9) OBP: 0.340, SLG: 0.449	C FA 87 D CU 75 F FA 88 D CU 75 X FA 88 2-2 G1-3 ③			B CU 70 X FA 86 1-0 G5-3 ①		B SL 82 F FA 86 F SL 81 X CU 73 1-2 23 FC6-4 1B			C FA 90 X FA 90 0-1 G5-3 ①	4	0	1	0	0	0	2
23 Matt Diaz, R (1, 7) OBP: 0.350, SLG: 0.456		X FA 85 0-0 F7 ①		B SL 79 S CH 82 F FA 83 X CU 74 1-2 G5-3 ②		C FA 86 B FA 85 X CH 81 1-1 1-2f FC6-4 ③			B B C X 2-1 G1-3 1B	4	0	1	0	0	0	2
Jarrod Saltalamacchia, S (1, 2) OBP: 0.339, SLG: 0.431		C FA 86 B CU 73 X SL 83 1-1 F8 ②		F FA 86 F CU 74 B FA 87 F CU 73 F FA 83 S CU 74 1-3 K2-3 ③			C FA 89 F FA 90 B FA 89 B FA 90 S 2-3 K ①		B FA 90 C SL 84 X SL 84 1-1 1-2 G1-3 ②	4	0	0	0	0	2	1
Scott Thorman, L (1, 3) OBP: 0.254, SLG: 0.384		B FA 87 C FA 86 F CH 82 B FA 88 F CU 74 X CU 80 2-2 G3-1 ③			C FA 84 F CU 71 B CU 73 F CU 72 B FA 87 X CH 81 2-2 P5 ①		C FA 89 S SL 81 F SL 81 X FA 89 0-2 P3 ②		B SL 82 B SL 82 X FA 90 2-0 P5 ③	4	0	0	0	0	0	1
40 Lance Cormier, R (1, 1) Oscar Villarreal, L (4, 1) Chris Woodward, R (5, PH) OBP: 0.294, SLG: 0.308 58 Peter Moylan, R (6, 1) 48 Blaine Boyer, R (7, 1) Willie Harris, L (7, PH) OBP: 0.450, SLG: 0.506 54 Chad Paronto, R (8, 1)			B FA 86 B FA 86 C FA 85 C FA 86 C SL 79 2-3 K ①		S SL 81 X FA 88 0-1 G6-3 ②		C FA 89 B FA 89 B X 2-1 1B			1 0 1 0 0 0 1 0	0 0 0 0 0 0 0 0	0 0 0 0 0 0 1 0	0 0 0 0 0 0 0 0	1 0 0 0 0 0 0 0	0 0 0 0 0 0 0 0	0 0 0 0 0 0 0 0
Inning Stats	R: 0 E: 0 K: 0 S: 9 H: 1 LOB: 2 BB: 1 P: 19	R: 0 E: 0 K: 0 S: 7 H: 0 LOB: 0 BB: 0 P: 10	R: 1 E: 0 K: 3 S: 17 H: 2 LOB: 1 BB: 0 P: 24	R: 0 E: 0 K: 1 S: 9 H: 0 LOB: 0 BB: 0 P: 12	R: 0 E: 0 K: 0 S: 9 H: 0 LOB: 0 BB: 0 P: 13	R: 0 E: 0 K: 0 S: 10 H: 1 LOB: 2 BB: 1 P: 16	R: 0 E: 0 K: 1 S: 11 H: 1 LOB: 1 BB: 0 P: 15	R: 0 E: 0 K: 1 S: 8 H: 0 LOB: 0 BB: 0 P: 13	R: 0 E: 0 K: 0 S: 7 H: 1 LOB: 1 BB: 0 P: 12	1B: 5 2B: 0 3B: 1 HR: 0	SF: 0 SAC: 0 DP: 0 HBP: 0					

	AB	33
	R	1
	H	6
	RBI	1
	BB	2
	SO	6
	LOB	11

livebaseballscorecards.com

PITCHER		IP	WLS	BF	H	R	ER	SO	BB	IBB	HBP	BLK	WP	HR	S	P	ERA	WHIP
45 Sean Marshall, L ERA: 2.08	(1, 1)	6.0	W	24	4	1	1	4	2	0	0	0	0	0	61	94	1.50	1.000
13 Will Ohman, L ERA: 4.6	(7, 1)	1.0		4	1	0	0	1	0	0	0	0	0	0	11	15	0.00	1.000
49 Carlos Marmol, R ERA:	(8, 1)	1.0		3	0	0	0	1	0	0	0	0	0	0	8	13	0.00	0.000
43 Michael Wuertz, R ERA: 3.33	(9, 1)	1.0		4	1	0	0	0	0	0	0	0	0	0	7	12	0.00	1.000

PITCHER	IP	WLS	BF	H	R	ER	SO	BB	IBB	HBP	BLK	WP	HR	S	P	ERA	WHIP

Batter	1	2	3	4	5	6	7	8	9	AB	R	H	RBI	BB	SO	LOB
12 Alfonso Soriano, R (1, 7) OBP: 0.369, SLG: 0.558	H CU 73 1-0 20 BB 25 1B HBP	B FA 94 X 1-0 ② F8		B C C S 1-3 ② K			B FA 94 C F B B B F T 3-2 ① K		X SL 84 0-0 ② G4-3	4	1	0	0	0	2	1
20 Felix Pie, L (1, 8) OBP: 0.318, SLG: 0.463	1 SAFE C 1 SAFE 1 SAFE 1 SAFE B F B 1 SAFE 4-2 B B 25 1B 1-2 1B BB	C B B X 2-1 ③ G4-3		C B F C 1-3 ③ K			B X 1-0 1B		C FA 90 S B B F B B 4-2 BB	3	1	1	0	2	1	1
25 Derrek Lee, R (1, 3) OBP: 0.409, SLG: 0.511	2 SAFE F CH 84 S FC 79 B SL 86 X 1-2 1-3 2-H 1B	B S C B X 2-2 E 1B FC1 1B	F X 0-1 ① G5-3				F CH 87 B FA 94 B S S 2-3 ② K		C FA 91 B B X 2-1 ③ F9	5	2	2	1	0	1	2
Michael Barrett, R (1, 2) OBP: 0.304, SLG: 0.417	C S S 0-3 ① K	F 1 SAFE X 0-1 E5 FC1 17 1-3 FC4-6-3-2-5 1B	B B B 4-0 G4-3 BB				F F F 1 SAFE X 0-2 ③ F8			3	0	1	0	1	1	3
Jacque Jones, L (1, 9) OBP: 0.300, SLG: 0.330	I I I 4-0 1B 17 1B IBB	X 0-0 FC1 17 FC4-6-3-2-5 1-2 3-H	X FA 90 0-0 ② ③ G4-3 1-2f					B S X 1-1 ① G4-3		3	1	0	1	1	0	2
Mark DeRosa, R (1, 5) OBP: 0.349, SLG: 0.450	C FA 92 B FA 92 C D F F B X 3-2 17 1B 1-2 2-H 3-H 1B	C L B F B X 2-2 ① F9				C X 0-1 WP 17 G4-3 1B		X SL 90 0-0 1B		4	0	3	2	0	0	2
17 Mike Fontenot, L (1, 4) OBP: 0.333, SLG: 0.500	C FA 92 X FA 92 0-1 ② 1-3 2-H 1B	C B B X 2-1 ② ③ FC4-6-3-2-5 1-2 2-H				B FA 92 B B B C F X 3-2 ① G4-3 1-2		B F B B X 3-1 ② F7		4	0	1	1	0	0	4
Cesar Izturis, S (1, 6) OBP: 0.306, SLG: 0.299	1 SAFE X CU 73 0-0 ③ G5-3			C B B F F B C 3-3 ① K		L CU 75 B B F F S 1-3 ② K 2-3		B FA 95 X 1-0 ③ F7		4	0	0	0	0	2	3
Jason Marquis, L (1, 1) OBP: 0.212, SLG: 0.344 36 Sean Gallagher, R (2, 1) 19 Matt Murton, R (6, PH) OBP: 0.341, SLG: 0.348 47 Scott Eyre, L (6, 1) 43 Michael Wuertz, R (8, 1) 2 Ryan Theriot, R (9, PH) OBP: 0.330, SLG: 0.344		X FA 92 0-0 ① G1-3		H 1-0 HBP		B FA 91 B FA 91 C FA 92 B S X 3-2 ③ F9			C FA 90 F B X 1-2 ① P4	1 0 1 0 0 1	0 0 0 0 0 0	0 0 0 0 0 0	0 0 0 0 0 0	0 0 0 0 0 0	0 0 1 0 0 0	0 0 0 0 0 0

Inning Stats	1	2	3	4	5	6	7	8	9
	R: 4 H: 3 E: 0 LOB: 1 K: 1 BB: 2 S: 16 P: 29	R: 0 H: 0 E: 0 LOB: 0 K: 0 BB: 0 S: 4 P: 7	R: 1 H: 2 E: 1 LOB: 1 K: 0 BB: 0 S: 12 P: 18	R: 0 H: 0 E: 0 LOB: 1 K: 3 BB: 0 S: 9 P: 15	R: 0 H: 0 E: 0 LOB: 0 K: 0 BB: 1 S: 3 P: 7	R: 0 H: 1 E: 0 LOB: 1 K: 1 BB: 0 S: 12 P: 19	R: 0 H: 1 E: 0 LOB: 1 K: 2 BB: 0 S: 12 P: 18	R: 0 H: 1 E: 0 LOB: 1 K: 0 BB: 0 S: 6 P: 11	R: 0 H: 0 E: 0 LOB: 1 K: 0 BB: 1 S: 9 P: 16

PITCHER		IP	WLS	BF	H	R	ER	SO	BB	IBB	HBP	BLK	WP	HR	S	P	ERA	WHIP	PITCHER		IP	WLS	BF	H	R	ER	SO	BB	IBB	HBP	BLK	WP	HR	S	P	ERA	WHIP
15 Tim Hudson, R ERA: 3.51	(1, 1)	2.0		14	5	5	5	1	1	1	1	0	0	0	26	44	22.50	3.000	Bob Wickman, R ERA: 2.66	(9, 1)	1.0		4	0	0	0	0	1	0	0	0	0	0	9	16	0.00	1.000
58 Peter Moylan, R ERA: 2.43	(3, 1)	3.0	W	9	0	0	0	3	1	0	1	0	0	0	18	32	0.00	0.333																			
48 Blaine Boyer, R ERA: 2.25	(6, 1)	1.0	H	4	1	0	0	1	0	0	0	0	1	0	12	19	0.00	1.000																			
Tyler Yates, R ERA: 3.45	(7, 1)	1.0		4	1	0	0	2	0	0	0	0	0	0	12	18	0.00	1.000																			
39 Rafael Soriano, R ERA: 2.25	(8, 1)	1.0		4	1	0	0	0	0	0	0	0	0	0	6	11	0.00	1.000																			

TOP

Chicago Cubs @ Atlanta Braves

Turner Field, Atlanta, GA

Sat Jun 09 2007, 7:05 PM EDT

Att. 51,816 - Clear - 90 F

livebaseballscorecards.com

AB	33
R	5
H	8
RBI	5
BB	4
SO	7
LOB	19

1B: 8	SF: 0	WP: 1	PA: 39
2B: 1	SAC: 0	PB: 0	
3B: 0	DP: 2	SB: 0	
HR: 0	HBP: 2	CS: 0	

Chicago Cubs @ Atlanta Braves

Turner Field, Atlanta, GA

Sat Jun 09 2007, 7:05 PM EDT

Att. 51,816 - Clear - 90 F

BOTTOM

Batter	1	2	3	4	5	6	7	8	9	AB	R	H	RBI	BB	SO	LOB
2 Kelly Johnson, L (1, 4) OBP: 0.385, SLG: 0.478	G5-3	G4-3 2-3 3-H	G4-3			SH5-3 11 2B BB		FC6-4 1B		4	1	1	1	1	0	2
Willie Harris, L (1, 7) OBP: 0.462, SLG: 0.522	WP 11 S HR 1B	11 1B 1B BB		11 HR 2B		SH5-3 1-2		FC6-4 11 G3 1-2f		3	3	2	0	1	0	1
11 Edgar Renteria, R (1, 6) OBP: 0.382, SLG: 0.515	K 1-2	1B 16 1B 1-3 3-H 1B		CU 71 HR 2-H		2B 2-H		G3 1-2		5	2	3	4	0	1	2
Andruw Jones, R (1, 8) OBP: 0.330, SLG: 0.441	HR 2-H	16 1B 1-2 3-H 1B		SL 76 K		G6-3		G1-3		5	1	2	3	0	1	2
16 Brian McCann, L (1, 2) OBP: 0.337, SLG: 0.417	BB	1-2 2-H 1B		F7		BB				2	0	1	1	2	0	0
7 Jeff Francoeur, R (1, 9) OBP: 0.335, SLG: 0.441	P4	L5		F8		CH 81 F8				4	0	0	0	0	0	5
Scott Thorman, L (1, 3) OBP: 0.254, SLG: 0.381		E1 15 SH1-4 19 BB 2 G4-3	P2		CH 85 F7		19 G4-3 19 WP F7-2 1B			4	1	1	0	0	0	0
19 Yunel Escobar, R (1, 5) OBP: 0.351, SLG: 0.486		2 G4-3 15 SH1-4 11 1B 1-2 BB	G5-3		G4-3		G4-3 1-3			3	1	0	0	1	0	1
15 Tim Hudson, R (1, 1) OBP: 0.267, SLG: 0.286 58 Peter Moylan, R (3, 1) 4 Pete Orr, L (5, PH) OBP: 0.229, SLG: 0.217 48 Blaine Boyer, R (6, 1) Tyler Yates, R (7, 1) Chris Woodward, R (7, PH) OBP: 0.241, SLG: 0.304 39 Rafael Soriano, R (8, 1) Bob Wickman, R (9, 1)		SH1-4 1-2 2-3	BB		F9		F7-2 3-H			0 0 1 0 0 1 0 0	0 0 0 0 0 0 0 0	0 0 0 0 0 0 0 0	0 0 1 0 0 1 0 0	0 0 0 0 0 0 0 0	0 0 0 0 0 0 0 0	0 0 0 0 0 1 0 0
Inning Stats	R: 2 E: 0 K: 1 S: 16 H: 2 LOB: 1 BB: 1 P: 30	R: 4 E: 1 K: 0 S: 14 H: 3 LOB: 2 BB: 2 P: 26	R: 0 E: 0 K: 0 S: 8 H: 0 LOB: 1 BB: 1 P: 17	R: 2 E: 0 K: 1 S: 12 H: 2 LOB: 0 BB: 0 P: 19	R: 0 E: 0 K: 0 S: 8 H: 0 LOB: 0 BB: 0 P: 12	R: 1 E: 0 K: 0 S: 10 H: 1 LOB: 2 BB: 2 P: 25	R: 0 E: 0 K: 0 S: 7 H: 1 LOB: 0 BB: 0 P: 10	R: 0 E: 0 K: 0 S: 8 H: 1 LOB: 1 BB: 0 P: 12		1B: 6 2B: 3 3B: 0 HR: 2	SF: 0 SAC: 2 DP: 1 HBP: 0		WP: 2 PB: 0 SB: 1 CS: 0	PA: 40	

livebaseballscorecards.com

AB	32
R	9
H	10
RBI	9
BB	6
SO	2
LOB	14

PITCHER		IP	WLS	BF	H	R	ER	SO	BB	IBB	HBP	BLK	WP	HR	S	P	ERA	WHIP
Jason Marquis, R ERA: 3.01	(1, 1)	1.2	L	13	4	6	2	1	3	0	0	0	1	1	26	50	10.80	4.200
36 Sean Gallagher, R ERA: 5.4	(2, 1)	3.1		14	3	2	2	1	1	0	0	0	0	1	32	54	5.40	1.200
47 Scott Eyre, L ERA: 7.17	(6, 1)	2.0		9	2	1	1	0	2	0	0	0	1	0	17	35	4.50	2.000
43 Michael Wuertz, R ERA: 3.21	(8, 1)	1.0		4	1	0	0	0	0	0	0	0	0	0	8	12	0.00	1.000

PITCHER	IP	WLS	BF	H	R	ER	SO	BB	IBB	HBP	BLK	WP	HR	S	P	ERA	WHIP

Chicago Cubs @ Atlanta Braves

Turner Field, Atlanta, GA

Sun Jun 10 2007, 8:05 PM EDT

Att. 32,752 - Partly Cloudy - 90 F

livebaseballscorecards.com

TOP

Batter	1	2	3	4	5	6	7	8	9	AB	R	H	RBI	BB	SO	LOB
12 Alfonso Soriano, R (1, 7) OBP: 0.366, SLG: 0.551	F7		G6-3		SF9 3-H		20 FC6-4 IBB		F8	3	0	0	1	1	0	1
20 Felix Pie, L (1, 8) OBP: 0.300, SLG: 0.435	F8		K		G4-3		FC6-4 25 S 1-2f 2-3		F8	5	0	0	0	0	1	4
25 Derrek Lee, R (1, 3) OBP: 0.402, SLG: 0.502	E5			K		F9	G6-3 1-2			4	0	0	0	0	1	2
Michael Barrett, R (1, 2) OBP: 0.303, SLG: 0.429	K			G6-3		HR	E5 2 1B 1B 17 G5-2-3			4	1	1	1	0	1	1
Jacque Jones, L (1, 9) OBP: 0.297, SLG: 0.326		G6-3		G4-3		F7	17 G5-2-3 1B 1-2			2	0	0	0	0	0	0
13 Will Ohman, L (4, 1)										0	0	0	0	0	0	0
43 Michael Wuertz, R (5, 1)										0	0	0	0	0	0	0
19 Matt Murton, R (6, PH) OBP: 0.338, SLG: 0.345										1	0	0	0	0	0	0
Bob Howry, L (6, 1)										0	0	0	0	0	0	0
2 Ryan Theriot, R (8, PH) OBP: 0.333, SLG: 0.348										1	0	1	0	0	0	0
										0	0	0	0	0	0	0
Mark DeRosa, R (1, 5) OBP: 0.352, SLG: 0.451		G3-1			17 3B					4	1	2	0	0	0	0
17 Mike Fontenot, L (1, 4) OBP: 0.400, SLG: 1.000		K			12 SF9 1-H		HR	G5-2-3 1-2 2-3 3-Hf		4	2	2	2	0	1	3
46 Ryan Dempster, R (8, 1)										0	0	0	0	0	0	0
Cesar Izturis, S (1, 6) OBP: 0.311, SLG: 0.305			49 SH1-3		F7		20 FC6-4 29 SH1-3	G4-3		4	0	2	0	0	0	3
30 Ted Lilly, L (1, 1) OBP: 0.115, SLG: 0.115			SH1-3 1-2				SH1-3 1-2		G3	0	0	0	0	0	0	0
49 Carlos Marmol, R (1, 1)										0	0	0	0	0	0	0
29 Ángel Pagán, S (4, 9) OBP: 0.364, SLG: 0.520					1B					2	0	1	0	0	0	0
Inning Stats	R: 0 E: 1 K: 1 S: 13 H: 0 LOB: 1 BB: 0 P: 17	R: 0 E: 0 K: 1 S: 9 H: 0 LOB: 0 BB: 0 P: 13	R: 0 E: 0 K: 1 S: 10 H: 1 LOB: 1 BB: 0 P: 14	R: 0 E: 0 K: 1 S: 7 H: 0 LOB: 0 BB: 0 P: 13	R: 2 E: 0 K: 0 S: 13 H: 3 LOB: 1 BB: 0 P: 16	R: 1 E: 0 K: 0 S: 5 H: 1 LOB: 0 BB: 0 P: 6	R: 1 E: 0 K: 0 S: 9 H: 2 LOB: 2 BB: 1 P: 18	R: 0 E: 1 K: 0 S: 7 H: 2 LOB: 2 BB: 0 P: 8	R: 0 E: 0 K: 0 S: 8 H: 0 LOB: 0 BB: 0 P: 11	1B: 6 2B: 0 3B: 1 HR: 2 SF: 1 SAC: 2 DP: 1 HBP: 0	WP: 0 PB: 0 SB: 1 CS: 0 PA: 38					

AB	34
R	4
H	9
RBI	4
BB	1
SO	4
LOB	14

PITCHER		IP	WLS	BF	H	R	ER	SO	BB	IBB	HBP	BLK	WP	HR	S	P	ERA	WHIP
38 Buddy Carlyle, R ERA: 4.91	(1, 1)	6.1		28	7	4	4	4	0	1	0	0	0	2	60	88	5.68	1.105
Macay McBride, L ERA: 3.97	(7, 1)	0.1		1	0	0	0	0	0	0	0	0	0	0	1	2	0.00	0.000
54 Chad Paronto, R ERA: 6.43	(7, 1)	1.1	W	6	2	0	0	0	0	0	0	0	0	0	12	15	0.00	1.500
Bob Wickman, R ERA: 2.53	(9, 1)	1.0	S	3	0	0	0	0	0	0	0	0	0	0	8	11	0.00	0.000

PITCHER	IP	WLS	BF	H	R	ER	SO	BB	IBB	HBP	BLK	WP	HR	S	P	ERA	WHIP

Batter	1	2	3	4	5	6	7	8	9	AB	R	H	RBI	BB	SO	LOB
2 Kelly Johnson, L (1, 4) OBP: 0.389, SLG: 0.489	B FA 86 C FA 86 F FA 87 S FC 82 1-3 ① K		C FA 93 X FA 92 0-1 HR C SL 82 F SL 83 S FA 90 0-3 ② K		C FA 93 B CH 84 F FA 93 F FA 92 B SL 86 B FA 93 F FA 92 B FA 93 4-2 19 1B BB			B CH 84 1 SAFE C I I I 4-1 19 G6-4-3 1-2 IBB		3	1	1	1	2	2	2
19 Yunel Escobar, R (1, 5) OBP: 0.381, SLG: 0.487 (5, 6)	F FA 89 F FA 88 C CU 73 0-3 ② K		C SL 81 X SL 82 0-1 11 1B 7 1B 1B S FA 89 F FA 90 F FA 91 B SL 84 H SL 85 2-2 1-2 2-3 HBP		X FA 92 0-0 1-3 1B			B SL 87 X SL 88 1-0 ① ② G6-4-3 1-2f 2-3 3-H		4	1	2	0	0	1	2
11 Edgar Renteria, R (1, 6) OBP: 0.386, SLG: 0.517 Chris Woodward, R (4, PH) OBP: 0.235, SLG: 0.296 (5, 5) 16 Brian McCann, L (8, PH) OBP: 0.340, SLG: 0.417 36 Chuck James, L (8, PR) OBP: 0.190, SLG: 0.105 Bob Wickman, R (9, 1)	B FA 90 B FA 90 H FA 90 3-0 S HBP		D SL 80 1 SAFE 1 SAFE C SL 80 X SL 80 1-1 23 WP 7 1B 1-2 1B B FA 90 S SL 83 B FA 91 X FA 89 2-1 ③ F9		C FA 93 B FA 91 C FA 94 X FA 93 1-2 ③ F9			B FA 91 B CH 83 D SL 87 I IN 72 4-0 WP IBB		1 2 0 0 0	0 0 0 0 0	1 0 0 0 0	0 0 0 0 0	0 0 1 0 0	0 0 0 0 0	0 5 0 0 0
Andruw Jones, R (1, 8) OBP: 0.327, SLG: 0.433	B CH 78 C CH 80 B CH 85 S FA 88 X SL 79 2-2 ③ G5-3 1-2		C SL 81 B FA 93 S SL 82 F SL 80 X FA 94 1-2 ② F9		S SL 85 F SL 86 X SL 85 0-2 ① G1-4-3		B CH 79 X FA 88 1-0 ① F8	B SL 88 B FA 93 S SL 88 B SL 88 S SL 87 B SL 84 4-2 7 FC6-4 1-2 3-H BB		4	0	0	0	1	0	3
7 Jeff Francoeur, R (1, 9) OBP: 0.332, SLG: 0.437		B FA 93 F SL 82 B SL 81 S FA 92 S SL 80 2-3 ① K	B FA 93 F SL 78 B SL 81 X SL 80 2-1 23 WP 1-2 2-H 1B		X CH 82 0-0 ② P3		F FA 90 X FA 90 0-1 ② F8	X FA 90 0-0 ③ FC6-4 1-2f		5	0	1	1	0	1	2
23 Matt Diaz, R (1, 7) OBP: 0.347, SLG: 0.450		S SL 82 F FA 93 F SL 82 S SL 80 0-3 ② K2-3	B SL 81 B FA 93 S SL 81 B FA 94 F SL 80 X SL 81 3-2 ③ G6-3 1-2 2-3		B FA 91 S SL 84 F CH 84 B SL 84 B CH 83 X SL 85 3-2 1B		C FA 91 F FA 90 F FA 92 B SL 88 F FA 90 F FA 92 B SL 88 B FA 91 C FA 92 3-3 ③ K			4	0	1	0	0	2	2
Jarrod Saltalamacchia, S (1, 2) OBP: 0.367, SLG: 0.473		B FA 93 C SL 80 X FA 93 1-1 1B	X SL 80 0-0 19 WP 1B 1B 1 SAFE X CH 83 0-0 ③ F7					B SL 86 C FA 93 X CH 84 1-1 2B 2B		4	1	3	0	0	0	1
Scott Thorman, L (1, 3) OBP: 0.259, SLG: 0.389		B FA 92 X FA 92 1-0 ③ F8	B SL 82 S FA 89 B FA 90 F FA 90 X FA 90 2-2 19 WP 1-2 1B		B FA 92 F FA 92 F FA 93 X FA 91 1-2 ① P5			B FA 93 B SL 88 S SL 88 B SL 88 F FA 94 X SL 89 3-2 1B 19 G6-4-3 2-H 2B		4	1	2	1	0	0	1
38 Buddy Carlyle, L (1, 1) Macay McBride, L (7, 1) 54 Chad Paronto, R (7, 1) Willie Harris, L (8, PH) OBP: 0.467, SLG: 0.527 4 Pete Orr, L (9, 5) OBP: 0.229, SLG: 0.217			C FA 91 X FA 92 0-1 F8 F FA 88 C FA 90 B SL 83 L FA 89 1-3 ① K		C FA 93 S FA 92 B FA 93 F FA 93 S FA 92 1-3 ② K			B FA 94 X FA 93 1-0 19 G6-4-3 2 S WP 2-3 1B		3 0 0 1 0	0 0 0 1 0	0 0 0 1 0	0 0 0 0 0	2 0 0 0 0	2 0 0 0 0	2 0 0 0 0
Inning Stats	R: 0 E: 0 K: 2 S: 9 H: 0 LOB: 1 BB: 0 P: 15	R: 0 E: 0 K: 2 S: 10 H: 1 LOB: 1 BB: 0 P: 14	R: 2 E: 0 K: 0 S: 17 H: 4 LOB: 2 BB: 0 P: 24	R: 0 E: 0 K: 2 S: 15 H: 2 LOB: 3 BB: 0 P: 22	R: 0 E: 0 K: 0 S: 8 H: 1 LOB: 1 BB: 0 P: 11	R: 0 E: 0 K: 1 S: 15 H: 1 LOB: 2 BB: 1 P: 22	R: 0 E: 0 K: 1 S: 9 H: 0 LOB: 0 BB: 0 P: 13	R: 3 E: 0 K: 0 S: 11 H: 3 LOB: 2 BB: 3 P: 29		1B: 9 2B: 2 3B: 0 HR: 1	SF: 0 SAC: 0 DP: 1 HBP: 2		WP: 3 PB: 0 SB: 2 CS: 0	PA: 41		

PITCHER		IP	WLS	BF	H	R	ER	SO	BB	IBB	HBP	BLK	WP	HR	S	P	ERA	WHIP
30 Ted Lilly, L ERA: 3.96	(1, 1)	0.2		3	0	0	0	2	0	0	1	0	0	0	6	10	0.00	0.000
49 Carlos Marmol, R ERA: 1.5	(1, 1)	2.1		12	5	2	2	2	0	0	0	0	1	1	30	43	7.71	2.143
13 Will Ohman, L ERA: 4.32	(4, 1)	1.0		6	2	0	0	2	0	0	1	0	1	0	15	22	0.00	2.000
43 Michael Wuertz, R ERA: 3.1	(5, 1)	1.0		4	1	0	0	0	0	0	0	0	0	0	8	11	0.00	1.000
Bob Howry, R ERA: 4.34	(6, 1)	2.0	H	8	1	0	0	2	1	0	0	0	0	0	24	35	0.00	1.000

PITCHER		IP	WLS	BF	H	R	ER	SO	BB	IBB	HBP	BLK	WP	HR	S	P	ERA	WHIP
46 Ryan Dempster, R ERA: 4.08	(8, 1)	1.0	L	8	3	3	3	0	1	2	0	0	1	0	11	29	27.00	4.000

Chicago Cubs @ Atlanta Braves

Turner Field, Atlanta, GA

Sun Jun 10 2007, 8:05 PM EDT

Att. 32,752 - Partly Cloudy - 90 F

BOTTOM

livebaseballscorecards.com

AB	35
R	5
H	12
RBI	3
BB	4
SO	8
LOB	20

Batter	1	2	3	4	5	6	7	8	9	AB	R	H	RBI	BB	SO	LOB
2 Kelly Johnson, L (1, 4) OBP: 0.389, SLG: 0.485	F8		2B 1B		F7		1B BB		K	4	0	1	0	1	1	2
Willie Harris, L (1, 7) OBP: 0.477, SLG: 0.546	F8		1-3 2B			16 G6-4-3 1B	1-3 1B			4	0	3	0	0	0	0
16 Brian McCann, L (1, 2) OBP: 0.333, SLG: 0.408	G4-3		F7			G6-4-3 1-2f		G5-3		4	0	0	0	0	0	3
Andruw Jones, R (1, 8) OBP: 0.322, SLG: 0.426		F8		F8		E6 7 1B 1B		K		4	1	0	0	0	1	0
7 Jeff Francoeur, R (1, 9) OBP: 0.335, SLG: 0.449		HR		P3		1B 2-3 1B		G5-3		4	1	2	1	0	0	0
Jarrod Saltalamacchia, S (1, 10) OBP: 0.375, SLG: 0.475		F7		F8		1-3 3-H 1B			4 1B 1B	4	0	2	1	0	0	0
Scott Thorman, L (1, 3) OBP: 0.259, SLG: 0.402		P6			HR	G4-3			F8	4	1	1	1	0	0	3
19 Yunel Escobar, R (1, 6) OBP: 0.348, SLG: 0.442			G5-3		G4-3		K		F8	4	0	0	0	0	1	1
4 Pete Orr, L (1, 5) OBP: 0.231, SLG: 0.220			K		L4		G3-1		1-2 1B	4	0	1	0	0	1	0
Inning Stats	R: 0 E: 0 K: 0 S: 6 H: 0 LOB: 0 BB: 0 P: 11	R: 1 E: 0 K: 0 S: 11 H: 1 LOB: 0 BB: 0 P: 15	R: 0 E: 0 K: 1 S: 10 H: 2 LOB: 2 BB: 0 P: 15	R: 0 E: 0 K: 0 S: 5 H: 0 LOB: 0 BB: 0 P: 8	R: 1 E: 0 K: 0 S: 8 H: 1 LOB: 0 BB: 0 P: 10	R: 1 E: 1 K: 0 S: 12 H: 3 LOB: 2 BB: 0 P: 20	R: 0 E: 0 K: 1 S: 9 H: 1 LOB: 2 BB: 1 P: 14	R: 0 E: 0 K: 1 S: 10 H: 0 LOB: 0 BB: 0 P: 14	R: 0 E: 0 K: 1 S: 14 H: 2 LOB: 2 BB: 0 P: 20	1B: 7 2B: 1 3B: 0 HR: 2	SF: 0 SAC: 0 DP: 1 HBP: 0						

Atlanta Braves @ Minnesota Twins

Hubert H. Humphrey Metrodome, Minneapolis, MN

Tue Jun 12 2007, 8:10 PM EDT

Att. 25,868 - Dome - 70 F

TOP

livebaseballscorecards.com

AB	36
R	3
H	10
RBI	3
BB	1
SO	4
LOB	9

WP: 0 PB: 0 SB: 0 CS: 0 PA: 37

PITCHER		IP	WLS	BF	H	R	ER	SO	BB	IBB	HBP	BLK	WP	HR	S	P	ERA	WHIP
59 Kevin Slowey, R ERA: 3.71	(1, 1)	6.0	W	25	7	3	2	1	0	0	0	0	0	2	52	79	3.00	1.167
54 Matt Guerrier, R ERA: 1.6	(7, 1)	1.0	H	4	1	0	0	1	1	0	0	0	0	0	9	14	0.00	2.000
17 Pat Neshek, R ERA: 1.16	(8, 1)	1.0	H	3	0	0	0	1	0	0	0	0	0	0	10	14	0.00	0.000
36 Joe Nathan, R ERA: 1.91	(9, 1)	1.0		5	2	0	0	1	0	0	0	0	0	0	14	20	0.00	2.000

Batter	1	2	3	4	5	6	7	8	9	AB	R	H	RBI	BB	SO	LOB
Luis Castillo, S (1, 4) OBP: 0.380, SLG: 0.371	C B C B B F X 3-2 7 S 1B		B B C X 2-1 G6-3 ③	B F B X 2-1 1-2 2-H 3-H 1B			B B B C C X 3-2 G6-3 ②	B X 1-0 7 1B 1-3 2-H ② 1B		5	0	3	2	0	0	0
7 Joe Mauer, L (1, 2) OBP: 0.422, SLG: 0.466	B B C B S F X 3-2 F7 ① 1-2			F8 0-0 ① G3-1			B B X 2-0 5 1B 33 1B 1B	B C X 1-1 5 FC5-4 1-2 3-H 1B		5	1	2	1	0	0	3
5 Michael Cuddyer, R (1, 9) OBP: 0.372, SLG: 0.457	S X 0-1 P2 ②			C B C B B B 4-2 33 BB 2B BB	C B C X 1-2 G6-3 ①		1 SAFE B F X 1-1 33 1B 1-3 1B	C C F X 0-2 FC5-4 ③ 1-2f		4	1	1	0	1	0	3
33 Justin Morneau, L (1, 3) OBP: 0.348, SLG: 0.539	B 2 SAFE B F C F X 2-2 G3-1 ③			C 1 SAFE C B 1 SAFE D B B 4-2 1-2 2B BB	X 0-0 F7 ②		F B X 1-1 1-3 3-H 1B			3	1	1	1	1	0	1
Torii Hunter, R (1, 8) OBP: 0.352, SLG: 0.559		X 0-0 P4 ①		B D B F X 3-1 55 S 55 E 1-H 2-H 2B	B X 1-0 G5-3 ③		C D B B I 4-1 IBB			3	1	1	2	1	0	0
55 Mike Redmond, R (1, 10) OBP: 0.353, SLG: 0.383		B C F B C 2-3 K ②		F B B B X 3-1 8 1B 1B 1B 2-H 1B		B X 1-0 G6-3 ①	B X 1-0 G4-3 ③			4	1	1	0	0	1	3
20 Lew Ford, R (1, 7) OBP: 0.259, SLG: 0.255		B X 1-0 F8 ③		C B 1 SAFE X 1-1 F8 ②		B C S B F X 2-2 G6-3 ②		C B B X 2-1 P4 ①		4	0	0	0	0	0	1
8 Nick Punto, S (1, 5) OBP: 0.333, SLG: 0.304			C B B S B S 3-3 K ①	C F B F F X 1-2 1B 1B 1-2 1B		F B B B F C 2-3 K ③		C B B B F B X 3-2 1B 1B 1B		4	1	2	0	0	2	0
Jason Bartlett, R (1, 6) OBP: 0.333, SLG: 0.303			B B F X 2-1 G4-3 ②	F B S X 1-2 1B 1-2 2-3 1B			B C F X 1-2 G6-3 ①	1 SAFE 1 SAFE F P 1 SAFE F B 1 X 2-2 7 1B 1-2 1B		4	1	2	0	0	0	0
Inning Stats	R: 0 E: 0 K: 0 S: 15 H: 1 LOB: 1 BB: 0 P: 23	R: 0 E: 0 K: 1 S: 5 H: 0 LOB: 0 BB: 0 P: 8	R: 0 E: 0 K: 1 S: 7 H: 0 LOB: 0 BB: 0 P: 14	R: 5 E: 0 K: 0 S: 23 H: 5 LOB: 2 BB: 2 P: 43	R: 0 E: 0 K: 0 S: 5 H: 0 LOB: 0 BB: 0 P: 7	R: 0 E: 0 K: 1 S: 8 H: 0 LOB: 0 BB: 0 P: 13	R: 0 E: 0 K: 0 S: 13 H: 3 LOB: 3 BB: 1 P: 26	R: 1 E: 0 K: 0 S: 16 H: 4 LOB: 2 BB: 0 P: 24		1B: 12 2B: 1 3B: 0 HR: 0		SF: 0 SAC: 0 DP: 0 HBP: 0		WP: 0 PB: 0 SB: 2 CS: 0	PA: 39	

PITCHER		IP	WLS	BF	H	R	ER	SO	BB	IBB	HBP	BLK	WP	HR	S	P	ERA	WHIP
26 Kyle Davies, R ERA: 5.7	(1, 1)	3.2	L	19	6	5	5	2	2	0	0	0	0	0	48	85	12.27	2.182
Oscar Villarreal, R ERA: 4.09	(4, 1)	3.0		11	2	1	1	1	0	0	0	0	0	0	24	39	3.00	0.667
Macay McBride, L ERA: 3.97	(7, 1)	0.0		1	1	0	0	0	0	0	0	0	0	0	2	3	∞	∞
48 Blaine Boyer, R ERA: 3.38	(7, 1)	1.1		8	4	1	1	0	0	1	0	0	0	0	18	31	6.75	3.000

PITCHER	IP	WLS	BF	H	R	ER	SO	BB	IBB	HBP	BLK	WP	HR	S	P	ERA	WHIP

BOTTOM

Atlanta Braves @ Minnesota Twins

Hubert H. Humphrey Metrodome, Minneapolis, MN

Tue Jun 12 2007, 8:10 PM EDT

Att. 25,868 - Dome - 70 F

livebaseballscorecards.com

AB	36
R	7
H	13
RBI	6
BB	3
SO	3
LOB	11

Atlanta Braves @ Minnesota Twins

Hubert H. Humphrey Metrodome, Minneapolis, MN

Wed Jun 13 2007, 8:10 PM EDT

Att. 27,903 - Dome - 70 F

livebaseballscorecards.com

TOP

Batter	1	2	3	4	5	6	7	8	9	AB	R	H	RBI	BB	SO	LOB
2 Kelly Johnson, L (1, 4) OBP: 0.391, SLG: 0.485	C S B B B F X 3-2 11 CS G6-3 1B		X 0-0 G4-6-3 1-2 1B			B B C B X 3-1 ① F7		C F B B B C 3-3 ③ K		4	0	2	0	0	1	0
Willie Harris, L (1, 7) OBP: 0.460, SLG: 0.525	F X 0-1 ① G6-3 1-2		C B F B X 2-2 ① ② G4-6-3 1-2f 2-3			C X 0-1 ② G3			C S X 0-2 ① G3	4	0	0	0	0	0	3
11 Edgar Renteria, R (1, 6) OBP: 0.381, SLG: 0.508	B C X 1-1 ② ③ G6-3 2-3		F F B X 1-2 ③ G6-3			C B B X 2-1 ③ G6-3			C C B X 1-2 ② F8	4	0	0	0	0	0	2
10 Chipper Jones, S (1, 10) OBP: 0.400, SLG: 0.628		F B B X 2-1 1B 1B		B F F X 1-2 16 G4-6-3 1B			B F B B X 3-1 7 G5-3 16 1B 1B		B F X 1-1 ③ F8	4	0	3	0	0	0	0
Andruw Jones, R (1, 8) OBP: 0.323, SLG: 0.424		B X 1-0 1-2 1B		F X 0-1 ① F7			F S F D B X 2-2 ① F8			3	0	1	0	0	0	2
16 Brian McCann, L (1, 2) OBP: 0.333, SLG: 0.406		X 0-0 ① L9		X 0-0 ② ③ G4-6-3 1-2f			B X 1-0 1-2 1B			3	0	1	0	0	0	3
7 Jeff Francoeur, R (1, 9) OBP: 0.331, SLG: 0.444		X 0-0 ② P3			B X 1-0 ① F9		F F B X 1-2 ② ③ G5-3 2-3f			3	0	0	0	0	0	4
Scott Thorman, L (1, 3) OBP: 0.255, SLG: 0.396		C B X 1-1 ③ F7			C B X 1-1 ② G4-3			B F B F B C 3-3 ① K		3	0	0	0	0	1	2
19 Yunel Escobar, R (1, 5) OBP: 0.347, SLG: 0.435			F B X 1-1 2 G4-6-3 1B 1B		B B F B X 3-1 ③ G6-3			B C F B X 2-2 ② G3		3	0	1	0	0	0	0
Inning Stats	R: 0 E: 0 K: 0 S: 8 H: 1 LOB: 0 BB: 0 P: 12	R: 0 E: 0 K: 0 S: 7 H: 2 LOB: 2 BB: 0 P: 11	R: 0 E: 0 K: 0 S: 9 H: 2 LOB: 1 BB: 0 P: 13	R: 0 E: 0 K: 0 S: 6 H: 1 LOB: 0 BB: 0 P: 7	R: 0 E: 0 K: 0 S: 5 H: 0 LOB: 0 BB: 0 P: 10	R: 0 E: 0 K: 0 S: 6 H: 0 LOB: 0 BB: 0 P: 11	R: 0 E: 0 K: 0 S: 10 H: 2 LOB: 1 BB: 0 P: 17	R: 0 E: 0 K: 2 S: 9 H: 0 LOB: 0 BB: 0 P: 17	R: 0 E: 0 K: 0 S: 8 H: 0 LOB: 0 BB: 0 P: 10	1B: 8 2B: 0 3B: 0 HR: 0	SF: 0 SAC: 0 DP: 3 HBP: 0						

	AB	31
	R	0
	H	8
	RBI	0
	BB	0
	SO	2
	LOB	16

WP: 0 PB: 0 SB: 0 CS: 1 PA: 31

PITCHER	IP	WLS	BF	H	R	ER	SO	BB	IBB	HBP	BLK	WP	HR	S	P	ERA	WHIP
Carlos Silva, R (1, 1) ERA: 4.07	9.0	W	31	8	0	0	2	0	0	0	0	0	0	68	108	0.00	0.889

PITCHER	IP	WLS	BF	H	R	ER	SO	BB	IBB	HBP	BLK	WP	HR	S	P	ERA	WHIP

Atlanta Braves @ Minnesota Twins

Hubert H. Humphrey Metrodome, Minneapolis, MN

Wed Jun 13 2007, 8:10 PM EDT

Att. 27,903 - Dome - 70 F

livebaseballscorecards.com

BOTTOM

Batter	1	2	3	4	5	6	7	8	9	AB	R	H	RBI	BB	SO	LOB
Luis Castillo, S (1, 4) OBP: 0.373, SLG: 0.364	F7	L4		F7		G4-3				4	0	0	0	0	0	2
7 Joe Mauer, L (1, 2) OBP: 0.417, SLG: 0.458	5 2B 33 G6-3 1B	F8		F8			G6-3			4	1	1	0	0	0	1
5 Michael Cuddyer, R (1, 9) OBP: 0.377, SLG: 0.471	33 G6-3 1B 2B		33 HR 2B		G3 1B		G5-3			4	2	3	0	0	0	0
33 Justin Morneau, L (1, 3) OBP: 0.347, SLG: 0.547	G6-3		HR		SAFE F7		K			4	1	1	3	0	1	2
Torii Hunter, R (1, 8) OBP: 0.355, SLG: 0.571	FC6-4 1B		HR		SAFE G3			G5-3		4	1	2	2	0	0	1
Jeff Cirillo, R (1, 10) OBP: 0.293, SLG: 0.309	FC6-4		F7		K			20 FC1-4 BB		3	0	0	0	1	1	2
20 Lew Ford, R (1, 7) OBP: 0.258, SLG: 0.305		HR	P3			K		FC1-4		4	1	1	1	0	1	1
8 Nick Punto, S (1, 5) OBP: 0.328, SLG: 0.298		G5-3	K			F7		G5-3		4	0	0	0	0	1	1
Jason Bartlett, R (1, 6) OBP: 0.338, SLG: 0.311		S 2B		F8		BB				2	0	1	0	1	0	0
Inning Stats	R: 2 E: 0 K: 0 S: 12 H: 3 LOB: 1 BB: 0 P: 14	R: 1 E: 0 K: 0 S: 17 H: 2 LOB: 1 BB: 0 P: 25	R: 3 E: 0 K: 1 S: 14 H: 3 LOB: 0 BB: 0 P: 21	R: 0 E: 0 K: 0 S: 5 H: 0 LOB: 0 BB: 0 P: 7	R: 0 E: 0 K: 1 S: 10 H: 1 LOB: 1 BB: 0 P: 17	R: 0 E: 0 K: 1 S: 12 H: 0 LOB: 1 BB: 1 P: 19	R: 0 E: 0 K: 1 S: 9 H: 0 LOB: 0 BB: 0 P: 14	R: 0 E: 0 K: 0 S: 12 H: 0 LOB: 1 BB: 1 P: 20		1B: 3 2B: 3 3B: 0 HR: 3	SF: 0 SAC: 0 DP: 0 HBP: 0			WP: 0 PB: 0 SB: 1 CS: 0	PA: 35		

	AB	33
	R	6
	H	9
	RBI	6
	BB	2
	SO	4
	LOB	10

PITCHER		IP	WLS	BF	H	R	ER	SO	BB	IBB	HBP	BLK	WP	HR	S	P	ERA	WHIP
36 Chuck James, L ERA: 4.16	(1, 1)	4.1	L	22	9	6	6	1	0	0	0	0	0	3	51	73	12.46	2.077
58 Peter Moylan, R ERA: 2.31	(5, 1)	1.2		6	0	0	0	2	1	0	0	0	0	0	19	30	0.00	0.600
Macay McBride, L ERA: 3.65	(7, 1)	1.0		3	0	0	0	1	0	0	0	0	0	0	9	14	0.00	0.000
54 Chad Paronto, R ERA: 6.14	(8, 1)	1.0		4	0	0	0	0	1	0	0	0	0	0	12	20	0.00	1.000

PITCHER	IP	WLS	BF	H	R	ER	SO	BB	IBB	HBP	BLK	WP	HR	S	P	ERA	WHIP

Batter	1	2	3	4	5	6	7	8	9	AB	R	H	RBI	BB	SO	LOB
2 Kelly Johnson, L (1, 4) OBP: 0.384, SLG: 0.475	B C B C F X 2-2 ① G3		S B S B X 2-2 ② L3		B B F B X 3-1 ② L7		F C S 0-3 ② K		C 1 SAFE 1 SAFE B X 1-1 ③ F7	5	0	0	0	0	1	2
11 Edgar Renteria, R (1, 6) OBP: 0.382, SLG: 0.506	X 0-0 10 BB 1B		B B F B C F B 4-2 BB		B F F B B S 3-3 ③ K		F 1 SAFE X 0-1 ③ F8			3	0	1	0	1	1	1
10 Chipper Jones, S (1, 10) OBP: 0.407, SLG: 0.627	B B B B 4-0 1-2 BB		C X 0-1 ③ F8			B B B B 4-0 23 S 23 2B BB		B X 1-0 7 1B 1B		2	1	1	0	2	0	1
Andruw Jones, R (1, 8) OBP: 0.318, SLG: 0.417	B X 1-0 ② F9			S B B F F S 2-3 ① K		B X 1-0 ① P5		B C S C 1-3 ① K		4	0	0	0	0	2	4
7 Jeff Francoeur, R (1, 9) OBP: 0.330, SLG: 0.441	S S F S 0-3 ③ K			S F F S 0-3 ② K		B X 1-0 ② L6		S B D B X 3-1 23 L1-3 1-2 1B		4	0	1	0	0	2	3
23 Matt Diaz, R (1, 7) OBP: 0.351, SLG: 0.458		F B B B X 2-1 ① G5-3		B X 1-0 1B		1 SAFE S B S F F B B X 3-2 1-H 2B		B S B B B X 3-1 ② ③ L1-3 1-1		4	0	2	1	0	0	2
Jarrod Saltalamacchia, S (1, 3) OBP: 0.353, SLG: 0.444		B S F S 1-3 ② K		F 1 SAFE S F S 0-3 ③ K		C B B X 2-1 ③ F9			B C S S 1-3 ① K	4	0	0	0	0	3	2
16 Brian McCann, L (1, 2) OBP: 0.332, SLG: 0.419		C B C S 1-3 ③ K			X 0-0 HR		C S S 0-3 ① K		X 0-0 ② G3	4	1	1	1	0	2	0
19 Yunel Escobar, R (1, 5) OBP: 0.358, SLG: 0.440			B S X 1-1 ① G1-3		B X 1-0 ① G3-1		B B F B X 3-1 1B		X 0-0 1B	4	0	2	0	0	0	0
Inning Stats	R: 0 E: 0 K: 1 S: 10 H: 1 LOB: 2 BB: 1 P: 17	R: 0 E: 0 K: 2 S: 8 H: 0 LOB: 0 BB: 0 P: 12	R: 0 E: 0 K: 0 S: 10 H: 0 LOB: 1 BB: 1 P: 17	R: 0 E: 0 K: 3 S: 13 H: 1 LOB: 1 BB: 0 P: 16	R: 1 E: 0 K: 1 S: 7 H: 1 LOB: 0 BB: 0 P: 14	R: 1 E: 0 K: 0 S: 9 H: 1 LOB: 1 BB: 1 P: 20	R: 0 E: 0 K: 2 S: 10 H: 1 LOB: 1 BB: 0 P: 13	R: 0 E: 0 K: 1 S: 8 H: 2 LOB: 1 BB: 0 P: 16	R: 0 E: 0 K: 1 S: 7 H: 1 LOB: 1 BB: 0 P: 9	1B: 6 2B: 2 3B: 0 HR: 1 SF: 0 SAC: 0 DP: 1 HBP: 0							

TOP

Atlanta Braves @ Minnesota Twins

Hubert H. Humphrey Metrodome, Minneapolis, MN

Thu Jun 14 2007, 8:10 PM EDT

Att. 26,714 - Dome - 70 F

livebaseballscorecards.com

AB	34
R	2
H	8
RBI	2
BB	3
SO	11
LOB	15

PITCHER		IP	WLS	BF	H	R	ER	SO	BB	IBB	HBP	BLK	WP	HR	S	P	ERA	WHIP
Johan Santana, L ERA: 3.19	(1, 1)	7.0		29	5	2	2	9	3	0	0	0	0	1	67	109	2.57	1.143
Juan Rincon, R ERA: 2.38	(8, 1)	1.0		4	2	0	0	1	0	0	0	0	0	0	8	16	0.00	2.000
37 Dennys Reyes, L ERA: 6.08	(9, 1)	1.0	W	4	1	0	0	1	0	0	0	0	0	0	7	9	0.00	1.000

PITCHER	IP	WLS	BF	H	R	ER	SO	BB	IBB	HBP	BLK	WP	HR	S	P	ERA	WHIP

Batter	1	2	3	4	5	6	7	8	9	AB	R	H	RBI	BB	SO	LOB
Luis Castillo, S (1, 4) OBP: 0.376, SLG: 0.366	G6-3		1B			G1-3			7 G6-3 5 3B 1B	4	1	2	0	0	0	0
7 Joe Mauer, L (1, 2) OBP: 0.406, SLG: 0.444	K		1 SAFE 1 SAFE 1 SAFE F7			F7			G6-3 1-2	4	0	0	0	0	1	2
5 Michael Cuddyer, R (1, 9) OBP: 0.379, SLG: 0.478	L7			G6-3			BB		FC5 2-H 3B	3	1	1	1	1	0	0
33 Justin Morneau, L (1, 3) OBP: 0.345, SLG: 0.542		G3-1		G1-6-3			FC6-4 G4-3 1-2f		E 55 FC5 1B	4	1	1	0	0	0	1
Torii Hunter, R (1, 8) OBP: 0.353, SLG: 0.570		55 FC1-6 2B		G6-3			G4-3 2-3		FC5 55 1B 1-3 3-H	4	0	1	1	0	0	2
55 Mike Redmond, R (1, 10) OBP: 0.351, SLG: 0.380		FC1-6 2-3			G6-3		P3		2-3 3-H 1B	4	0	1	1	0	0	2
16 Jason Kubel, L (1, 7) OBP: 0.284, SLG: 0.373		G4-3			G4-3			G4-3		3	0	0	0	0	0	1
8 Nick Punto, S (1, 5) (9, 6) OBP: 0.324, SLG: 0.294			L7		F8			F8		3	0	0	0	0	0	0
Jason Bartlett, R (1, 6) OBP: 0.335, SLG: 0.307 Jason Tyner, L (8, PH) OBP: 0.310, SLG: 0.318 38 Luis Antonio Rodriguez, S (9, 5) OBP: 0.286, SLG: 0.275			K			G6-3		P5		2 1 0	0 0 0	0 0 0	0 0 0	0 0 0	1 0 0	0 0 0
Inning Stats	R: 0 E: 0 K: 1 S: 6 H: 0 LOB: 0 BB: 0 P: 10	R: 0 E: 0 K: 0 S: 10 H: 1 LOB: 1 BB: 0 P: 11	R: 0 E: 0 K: 1 S: 12 H: 1 LOB: 1 BB: 0 P: 17	R: 0 E: 0 K: 0 S: 8 H: 0 LOB: 0 BB: 0 P: 11	R: 0 E: 0 K: 0 S: 6 H: 0 LOB: 0 BB: 0 P: 7	R: 0 E: 0 K: 0 S: 10 H: 0 LOB: 0 BB: 0 P: 11	R: 0 E: 1 K: 0 S: 8 H: 0 LOB: 1 BB: 1 P: 12	R: 0 E: 0 K: 0 S: 8 H: 0 LOB: 0 BB: 0 P: 15	R: 3 E: 1 K: 0 S: 18 H: 4 LOB: 2 BB: 0 P: 27	1B: 4 2B: 1 3B: 1 HR: 0	SF: 0 SAC: 0 DP: 0 HBP: 0			WP: 0 PB: 0 SB: 0 CS: 0	PA: 33		

PITCHER	IP	WLS	BF	H	R	ER	SO	BB	IBB	HBP	BLK	WP	HR	S	P	ERA	WHIP
15 Tim Hudson, R (1, 1) ERA: 3.25	7.1		25	2	0	0	2	1	0	0	0	0	0	62	83	0.00	0.409
39 Rafael Soriano, R (8, 1) ERA: 2.2	0.2	H	2	0	0	0	0	0	0	0	0	0	0	6	11	0.00	0.000
Bob Wickman, R (9, 1) ERA: 3.74	0.1	L	6	4	3	3	0	0	0	0	0	0	0	18	27	81.00	12.000

PITCHER	IP	WLS	BF	H	R	ER	SO	BB	IBB	HBP	BLK	WP	HR	S	P	ERA	WHIP

BOTTOM

Atlanta Braves @ Minnesota Twins

Hubert H. Humphrey Metrodome, Minneapolis, MN

Thu Jun 14 2007, 8:10 PM EDT

Att. 26,714 - Dome - 70 F

livebaseballscorecards.com

AB	32
R	3
H	6
RBI	3
BB	1
SO	2
LOB	8

Batter	1	2	3	4	5	6	7	8	9	AB	R	H	RBI	BB	SO	LOB
19 Yunel Escobar, R (1, 5) OBP: 0.362, SLG: 0.455	C X 0-1 CS 11 BB 1B		B C X 1-1 ② G4-3		B F S F X 1-2 ② G5-3 1-2 2-3		C F B B F F S 2-3 ① K		B B X 2-0 10 BB FC5-2 2B 2-H 3-H	5	0	2	2	0	1	2
11 Edgar Renteria, R (1, 6) OBP: 0.383, SLG: 0.500	B B B B 4-0 1-2 BB		C F X 0-2 ③ G5-3		F C X 0-2 ③ G6-3		B X 1-0 ② F7		B B B C F B 4-2 FC5-2 10 BB BB	3	0	0	0	2	0	2
10 Chipper Jones, S (1, 10) OBP: 0.407, SLG: 0.618	F F F F C 0-3 ① K			X 0-0 ① F7		B B F B X 3-1 7 1B 1B	C S X 0-2 ③ G5-3		B B B C B 4-1 FC5-2 1-2 2-3 BB	4	1	1	0	1	1	2
Andruw Jones, R (1, 8) OBP: 0.316, SLG: 0.413	B F B S S 2-3 ② ③ K 2-3			B S X 1-1 ② L4		F B X 1-1 23 1B 7 1B 16 SF8 1-2 1B		X 0-0 ① F7	B X 1-0 ② FC5-2 1-2 2-3 3-Hf	5	1	1	0	0	1	5
7 Jeff Francoeur, R (1, 9) OBP: 0.331, SLG: 0.440		X 0-0 G5-4-3 23 1B 1B		F C F X 0-2 ③ G6-3		B X 1-0 16 SF8 23 1B 1-2 2-H 1B		C T B S 1-3 ② K	X 0-0 ③ G4-3	5	0	2	1	0	1	3
23 Matt Diaz, R (1, 7) OBP: 0.361, SLG: 0.466 Willie Harris, L (9, 7) OBP: 0.460, SLG: 0.525		B X 1-0 G5-4-3 1-2 1B		C L X 0-2 1B 1B		X 0-0 FC6-4 1-2 2-3 1B		F B S X 1-2 ③ P6		4 0	1 0	3 0	0 0	0 0	0 0	0 0
Jarrod Saltalamacchia, S (1, 3) OBP: 0.361, SLG: 0.463 4 Pete Orr, L (9, PR) OBP: 0.231, SLG: 0.220 Scott Thorman, L (9, 3) OBP: 0.255, SLG: 0.396		B B B C X 3-1 ① ② G5-4-3 1-2f 2-3		X 0-0 19 G5-3 1B 1-3 1B		B F F B B C 3-3 ① K		X 0-0 SH5-4 19 2B 2B	4 0 0	0 1 0	2 0 0	0 0 0	0 0 0	1 0 0	5 0 0
16 Brian McCann, L (1, 2) OBP: 0.326, SLG: 0.412		B B T S C 2-3 ③ K		B C B F F C 2-3 ① K		X 0-0 ② SF8 2-3 3-H		C B X 1-1 E6 SH5-4 19 2B	3	1	0	1	0	2	4
Chris Woodward, R (1, 4) OBP: 0.239, SLG: 0.298			B X 1-0 ① G6-3		C B S X 1-2 19 G5-3 1-2 3-H 1B	X 0-0 ③ FC6-4 1-2f		B X 1-0 ① SH5-4 1-2 2-3	3	0	1	1	0	0	2
Inning Stats	R: 0 E: 0 K: 2 S: 10 H: 1 LOB: 2 BB: 1 P: 16	R: 0 E: 0 K: 1 S: 7 H: 2 LOB: 1 BB: 0 P: 13	R: 0 E: 0 K: 0 S: 6 H: 0 LOB: 0 BB: 0 P: 8	R: 0 E: 0 K: 0 S: 7 H: 0 LOB: 0 BB: 0 P: 8	R: 1 E: 0 K: 1 S: 18 H: 3 LOB: 2 BB: 0 P: 22	R: 2 E: 0 K: 1 S: 11 H: 4 LOB: 2 BB: 0 P: 19	R: 0 E: 0 K: 1 S: 9 H: 0 LOB: 0 BB: 0 P: 12	R: 0 E: 0 K: 1 S: 7 H: 0 LOB: 0 BB: 0 P: 9	R: 2 E: 1 K: 0 S: 10 H: 2 LOB: 3 BB: 2 P: 23	1B: 10 2B: 3 3B: 0 HR: 0 SF: 1 SAC: 1 DP: 2 HBP: 0						

TOP

Atlanta Braves @ Cleveland Indians

Jacobs Field, Cleveland, OH

Fri Jun 15 2007, 7:05 PM EDT

Att. 34,849 - Partly Cloudy - 73 F

livebaseballscorecards.com

AB	36
R	5
H	12
RBI	5
BB	3
SO	7
LOB	25

PITCHER		IP	WLS	BF	H	R	ER	SO	BB	IBB	HBP	BLK	WP	HR	S	P	ERA	WHIP
CC Sabathia, L ERA: 3.19	(1, 1)	8.1	L	37	12	5	4	7	1	0	0	0	0	0	80	116	4.32	1.560
40 Tom Mastny, R ERA: 4.82	(9, 1)	0.2		4	0	0	0	0	2	0	0	0	0	0	5	14	0.00	3.000

PITCHER	IP	WLS	BF	H	R	ER	SO	BB	IBB	HBP	BLK	WP	HR	S	P	ERA	WHIP

BOTTOM

Atlanta Braves @ Cleveland Indians

Jacobs Field, Cleveland, OH

Fri Jun 15 2007, 7:05 PM EDT

Att. 34,849 - Partly Cloudy - 73 F

livebaseballscorecards.com

Batter	1	2	3	4	5	6	7	8	9	AB	R	H	RBI	BB	SO	LOB
24 Grady Sizemore, L (1, 8) OBP: 0.402, SLG: 0.471	B B C T X 2-2 WP 20 S 41 1B 1B		1 SAFE B F F B X 2-2 ① F8	F B F S 1-3 ③ K			C S B S 1-3 ② K		S B F S 1-3 ② K 1-2	5	1	1	0	0	3	4
20 David Dellucci, L (1, 7) OBP: 0.300, SLG: 0.394	C 1 SAFE B D X 2-1 ① F7 1-2		B 1 SAFE X 1-0 ② P4		B B B C F X 3-2 ① P3		X 0-0 ③ F7		B S B D B 4-1 BB	4	0	0	0	1	0	2
Casey Blake, R (1, 5) OBP: 0.373, SLG: 0.494	B B C B B 4-1 41 1B 2-3 BB		C P F 1 SAFE X 1-2 ③ FC6-4 1-2f		B X 1-0 ② G5-3			B C T B B F X 3-2 HR	C S B S 1-3 ③ K	4	1	1	1	1	1	3
41 Victor Martinez, S (1, 2) OBP: 0.389, SLG: 0.559	B B F X 2-1 48 G4-6-3 1-2 3-H 1B			B B X 2-0 2 E 48 1B 25 1B 1B	B B T B B 4-1 BB			B B C C X 2-2 ① G4-3		3	1	2	1	1	0	0
48 Travis Hafner, L (1, 10) OBP: 0.410, SLG: 0.450	C F F X 0-2 ② ③ G4-6-3 1-2f			F S B F F F X 1-2 25 1B 2 E 29 FC5 1-2 1B	X 0-0 ③ F7			S B C B X 2-2 ② G4-3		4	1	1	0	0	0	3
2 Jhonny Peralta, R (1, 6) OBP: 0.361, SLG: 0.487		C F F B B F F X 2-2 ① F9		B C D B B T X 3-2 FC5 29 FC5 25 1B 1-2 2-3	B X 1-0 ① F8			C F X 0-2 1B		4	0	1	0	0	0	2
Trot Nixon, L (1, 9) OBP: 0.324, SLG: 0.333 Franklin Gutierrez, R (9, 9) OBP: 0.219, SLG: 0.387		C S F B X 1-2 ② G6-3		B X 1-0 ① P5	B C X 1-1 ② L8			1 SAFE C F T F X 0-2 ③ G4-3		4 0	0 0	0 0	0 0	0 0	0 0	4 0
25 Ryan Garko, R (1, 3) OBP: 0.362, SLG: 0.471		C F T 0-2 ③ K		B F X 1-1 29 FC5 1-2 2-3 3-H 1B	B B X 2-0 ③ F7				C B C S 1-3 ① K	4	0	1	1	0	2	0
29 Josh Barfield, R (1, 4) OBP: 0.290, SLG: 0.350			B F B X 2-1 FC6-4 1B	X 0-0 ② FC5 1-2 2-3f 3-H			C X 0-1 ① F8		X 0-0 24 BLK 1B	4	0	2	1	0	0	2
Inning Stats	R: 1 E: 0 K: 0 S: 12 H: 2 LOB: 1 BB: 1 P: 22	R: 0 E: 0 K: 1 S: 13 H: 0 LOB: 0 BB: 0 P: 16	R: 0 E: 0 K: 0 S: 10 H: 1 LOB: 1 BB: 0 P: 15	R: 2 E: 1 K: 1 S: 17 H: 3 LOB: 2 BB: 0 P: 26	R: 0 E: 0 K: 0 S: 7 H: 0 LOB: 1 BB: 1 P: 15	R: 0 E: 0 K: 0 S: 4 H: 0 LOB: 0 BB: 0 P: 8	R: 0 E: 0 K: 1 S: 6 H: 0 LOB: 0 BB: 0 P: 7	R: 1 E: 0 K: 0 S: 17 H: 2 LOB: 1 BB: 0 P: 24	R: 0 E: 0 K: 3 S: 11 H: 1 LOB: 2 BB: 1 P: 18	1B: 8 2B: 0 3B: 0 HR: 1	SF: 0 SAC: 0 DP: 1 HBP: 0					

PITCHER		IP	WLS	BF	H	R	ER	SO	BB	IBB	HBP	BLK	WP	HR	S	P	ERA	WHIP
38 Buddy Carlyle, R ERA: 4.44	(1, 1)	6.0		26	6	3	2	2	2	0	0	0	1	0	63	102	3.00	1.333
Tyler Yates, R ERA: 3.34	(7, 1)	1.0		3	0	0	0	1	0	0	0	0	0	0	6	7	0.00	0.000
39 Rafael Soriano, R ERA: 2.43	(8, 1)	1.0	W	5	2	1	1	0	0	0	0	0	0	1	17	24	9.00	2.000
Bob Wickman, R ERA: 3.57	(9, 1)	1.0	S	5	1	0	0	3	1	0	0	1	0	0	11	18	0.00	2.000

PITCHER	IP	WLS	BF	H	R	ER	SO	BB	IBB	HBP	BLK	WP	HR	S	P	ERA	WHIP

AB	36
R	4
H	9
RBI	4
BB	3
SO	6
LOB	20

1B: 8 2B: 0 3B: 0 HR: 1 | SF: 0 SAC: 0 DP: 1 HBP: 0

WP: 1 PB: 0 SB: 1 CS: 0 | PA: 39

Atlanta Braves @ Cleveland Indians

Jacobs Field, Cleveland, OH

Sat Jun 16 2007, 3:55 PM EDT

Att. 35,153 - Sunny - 80 F

TOP

livebaseballscorecards.com

Batter	1	2	3	4	5	6	7	8	9	AB	R	H	RBI	BB	SO	LOB
2 Kelly Johnson, L (1, 4) OBP: 0.384, SLG: 0.482	C F X 0-2 ① G3		F B B F F X 2-2 11 1B G4-3 1-3 3-H 1B		C X 0-1 1B 3B	C B C B B C 3-3 ③ K			B C C F S 1-3 ① K	5	1	2	1	0	2	0
Willie Harris, L (1, 7) OBP: 0.449, SLG: 0.509	F B S B X 2-2 ② G6-3		B B X 2-0 ① G4-3 1-2 3-H		B F D B F F X 3-2 11 S 11 2B 3-H 1B		L S X 0-2 ① G4-3		C B F B B F C 3-3 ② K	5	1	1	2	0	1	1
11 Edgar Renteria, R (1, 6) OBP: 0.394, SLG: 0.525	C C F F F B X 1-2 10 S 1B		C F X 0-2 2-3 1B		1 SAFE C B B X 2-1 10 1B 16 G4-3 1-H 2B		X 0-0 10 1B 1B		X 0-0 HR	5	2	5	2	0	0	0
10 Chipper Jones, S (1, 10) OBP: 0.407, SLG: 0.611	F F B B X 2-2 ③ F7 1-2		B B C S S S 1 SAFE 2-3 ② K		C F B B X 2-2 16 G4-3 2-3 1B		B B B S X 3-1 1-2 1B		C B C B F B C 3-3 ③ K	5	0	2	0	0	2	3
Andruw Jones, R (1, 8) OBP: 0.312, SLG: 0.406		F S T F S 0-3 ① K	F F F B S 1-3 ③ K		B F F F S 1-3 ① K		B B C F F X 2-2 ② F5			4	0	0	0	0	3	6
16 Brian McCann, L (1, 2) OBP: 0.324, SLG: 0.409		B X 1-0 ② G3		X 0-0 1B	X 0-0 ② G4-3 1-2 3-H		C S S 0-3 ③ K			4	0	1	1	0	1	3
7 Jeff Francoeur, R (1, 9) OBP: 0.327, SLG: 0.434		F C F S 0-3 ③ K		F F S 0-3 ① K	X 0-0 ③ F8			B B X 2-0 ① G6-3		4	0	0	0	0	2	2
Scott Thorman, L (1, 3) OBP: 0.255, SLG: 0.398			B S F F F X 1-2 19 1B 2 1B 2B	C B X 1-1 ② F8		C X 0-1 ① F9		C S S 0-3 ② K2-3		4	1	1	0	0	1	1
19 Yunel Escobar, R (1, 5) OBP: 0.355, SLG: 0.441			L B X 1-1 2 1B G4-3 2-3 1B	F F S 0-3 ③ K		C S B X 1-2 ② G6-3		C X 0-1 ③ G6-3		4	1	1	0	0	1	1
Inning Stats	R: 0 H: 1 E: 0 LOB: 1 K: 0 BB: 0 S: 15 P: 20	R: 0 H: 0 E: 0 LOB: 0 K: 2 BB: 0 S: 9 P: 10	R: 2 H: 4 E: 0 LOB: 2 K: 2 BB: 0 S: 22 P: 31	R: 0 H: 1 E: 0 LOB: 1 K: 2 BB: 0 S: 9 P: 10	R: 3 H: 4 E: 0 LOB: 1 K: 1 BB: 0 S: 16 P: 24	R: 0 H: 0 E: 0 LOB: 0 K: 1 BB: 0 S: 8 P: 12	R: 0 H: 2 E: 0 LOB: 2 K: 1 BB: 0 S: 13 P: 18	R: 0 H: 0 E: 0 LOB: 0 K: 1 BB: 0 S: 6 P: 8	R: 1 H: 1 E: 0 LOB: 0 K: 3 BB: 0 S: 13 P: 20	1B: 9 SF: 0 2B: 2 SAC: 0 3B: 1 DP: 0 HR: 1 HBP: 0						WP: 0 PA: 40 PB: 0 SB: 2 CS: 0

	AB	40
	R	6
	H	13
	RBI	6
	BB	0
	SO	13
	LOB	17

PITCHER		IP	WLS	BF	H	R	ER	SO	BB	IBB	HBP	BLK	WP	HR	S	P	ERA	WHIP
Paul Byrd, R ERA: 4.81	(1, 1)	5.0	L	25	10	5	5	7	0	0	0	0	0	0	71	95	9.00	2.000
53 Rafael Perez, L ERA: 1.0	(6, 1)	4.0		15	3	1	1	6	0	0	0	0	0	1	40	58	2.25	0.750

PITCHER	IP	WLS	BF	H	R	ER	SO	BB	IBB	HBP	BLK	WP	HR	S	P	ERA	WHIP

Atlanta Braves @ Cleveland Indians

Jacobs Field, Cleveland, OH

Sat Jun 16 2007, 3:55 PM EDT

Att. 35,153 - Sunny - 80 F

livebaseballscorecards.com

BOTTOM

Batter	1	2	3	4	5	6	7	8	9	AB	R	H	RBI	BB	SO	LOB
24 Grady Sizemore, L (1, 8) OBP: 0.403, SLG: 0.475	C F B B X 2-2 2B		B C X 1-1 20 G4-6-3 2-3 3-H 1B		C C F B X 1-2 ② G3			B F B X 2-1 ① F7		4	0	2	1	0	0	0
20 David Dellucci, L (1, 7) OBP: 0.304, SLG: 0.393	B B F F S 2-3 ① K		B S X 1-1 ① ② G4-6-3 1-2f 3-H		B X 1-0 1B			C B B B B 4-1 G6-4-3 BB		3	0	1	0	1	1	2
Casey Blake, R (1, 5) OBP: 0.372, SLG: 0.490	B C C 2 C SAFE 1-3 ② K		C C X 0-2 1B		F X 0-1 ③ F9			C X 0-1 ② ③ G6-4-3 1-2f		4	0	1	0	0	1	3
41 Victor Martinez, S (1, 10) OBP: 0.383, SLG: 0.550	B B B C C S 3-3 ③ K		F C 1 SAFE X 0-2 ③ P6			X 0-0 ① F9			B F B C S 2-3 ① K	4	0	0	0	0	2	2
48 Travis Hafner, L (1, 3) OBP: 0.405, SLG: 0.442		C T B S 1-3 ① K		C B X 1-1 ① G3		B S C B X 2-2 ② G4-3			B B C X 2-1 ② G4-3	4	0	0	0	0	1	0
2 Jhonny Peralta, R (1, 6) OBP: 0.355, SLG: 0.479		B C S B S 2-3 ② K		X 0-0 ② G6-3		C F F S 0-3 ③ K			C B F F S 1-3 ③ K	4	0	0	0	0	3	0
Trot Nixon, L (1, 9) OBP: 0.324, SLG: 0.333		X 0-0 ③ L6		C T B X 1-2 1B			C B X 1-1 ① G5-3			3	0	1	0	0	0	0
29 Josh Barfield, R (1, 4) OBP: 0.290, SLG: 0.350			B C B S F B F X 3-2 10 2B 24 1B 1B	X 0-0 ③ P4			B X 1-0 ② G5-3			3	1	1	0	0	0	1
10 Kelly Shoppach, R (1, 2) OBP: 0.456, SLG: 0.600			F B 1 SAFE X 1-1 24 1B 20 G4-6-3 1-3 2B		S C B B S 2-3 ① K		C S S 0-3 ③ K			3	1	1	0	0	2	0
Inning Stats	R: 0 H: 1 E: 0 LOB: 1 K: 3 BB: 0 S: 12 P: 20	R: 0 H: 0 E: 0 LOB: 0 K: 2 BB: 0 S: 7 P: 10	R: 2 H: 4 E: 0 LOB: 1 K: 0 BB: 0 S: 17 P: 23	R: 0 H: 1 E: 0 LOB: 1 K: 0 BB: 0 S: 7 P: 9	R: 0 H: 1 E: 0 LOB: 1 K: 1 BB: 0 S: 10 P: 14	R: 0 H: 0 E: 0 LOB: 0 K: 1 BB: 0 S: 8 P: 10	R: 0 H: 0 E: 0 LOB: 0 K: 1 BB: 0 S: 6 P: 8	R: 0 H: 0 E: 0 LOB: 0 K: 0 BB: 1 S: 5 P: 11	R: 0 H: 0 E: 0 LOB: 0 K: 2 BB: 0 S: 10 P: 15	1B: 5 SF: 0 2B: 2 SAC: 0 3B: 0 DP: 2 HR: 0 HBP: 0							

PITCHER		IP	WLS	BF	H	R	ER	SO	BB	IBB	HBP	BLK	WP	HR	S	P	ERA	WHIP
29 John Smoltz, R (1, 1) ERA: 2.84	(1, 1)	6.0	W	24	7	2	2	7	0	0	0	0	0	0	61	86	3.00	1.167
Tyler Yates, R (7, 1) ERA: 3.23	(7, 1)	1.0	H	3	0	0	0	1	0	0	0	0	0	0	6	8	0.00	0.000
39 Rafael Soriano, R (8, 1) ERA: 2.35	(8, 1)	1.0	H	3	0	0	0	0	1	0	0	0	0	0	5	11	0.00	1.000
58 Peter Moylan, R (9, 1) ERA: 2.25	(9, 1)	1.0		3	0	0	0	2	0	0	0	0	0	0	10	15	0.00	0.000

PITCHER	IP	WLS	BF	H	R	ER	SO	BB	IBB	HBP	BLK	WP	HR	S	P	ERA	WHIP

AB	32
R	2
H	7
RBI	1
BB	1
SO	10
LOB	8

PA: 33

WP: 0 PB: 0 SB: 0 CS: 0

Atlanta Braves @ Cleveland Indians

Jacobs Field, Cleveland, OH

Sun Jun 17 2007, 1:05 PM EDT

Att. 33,429 - Cloudy - 78 F

livebaseballscorecards.com

TOP

Batter	1	2	3	4	5	6	7	8	9	AB	R	H	RBI	BB	SO	LOB
2 Kelly Johnson, L (1, 4) OBP: 0.384, SLG: 0.478	C X 0-1 ① G3		S B X 1-1 E 1B			C X 0-1 ① G6-3		B B B C C B 4-2 2B 1-2 BB	C S X 0-2 ③ F7	4	0	1	0	1	0	2
Willie Harris, L (1, 7) OBP: 0.443, SLG: 0.509	C C B S 1-3 ② K		1 SAFE X 0-0 E4 11 FC6 1-2			B F B X 2-1 ② F7		B C B X 2-1 1-3 2-H 2B		4	0	1	1	0	1	1
11 Edgar Renteria, R (1, 6) OBP: 0.388, SLG: 0.517	C X 0-1 ③ G5-3		X 0-0 ③ FC6 1-2f			B X 1-0 ③ G6-3		S F C 0-3 ① K		4	0	0	0	0	1	4
10 Chipper Jones, S (1, 10) OBP: 0.409, SLG: 0.615		B X 1-0 16 G4-3 G5-3 1B		B B C B F F F X 3-2 ① F8			B F F B B X 3-2 2B	C D B C F X 2-2 ② L7		4	0	2	0	0	0	2
Andruw Jones, R (1, 8) OBP: 0.307, SLG: 0.400		C C X 0-2 ① G5-3 1-2		S S F B S 1-3 ② K			C S F F S 0-3 ① K	F F F C 0-3 ③ K		4	0	0	0	0	3	4
16 Brian McCann, L (1, 2) OBP: 0.318, SLG: 0.401		C X 0-1 ② G4-3 2-3		B X 1-0 ③ G4-3			F F X 0-2 ② L7		C F B F B S 2-3 ① K	4	0	0	0	0	1	2
7 Jeff Francoeur, R (1, 9) OBP: 0.326, SLG: 0.431		B F F F B O S 3-3 ③ K			X 0-0 ① G6-3		X 0-0 ③ F8		F X 0-1 19 G1-3 1B	4	0	1	0	0	1	2
Scott Thorman, L (1, 3) OBP: 0.265, SLG: 0.421			C S B B F X 2-2 19 CS 1B		C B F F B X 2-2 ② G6-3			C X 0-1 HR	C B B C F F X 2-2 19 G1-3 1-2 1B	4	1	3	1	0	0	0
19 Yunel Escobar, R (1, 5) OBP: 0.348, SLG: 0.419			S S S 0-3 ① ② K 1-2		B B F X 2-1 ③ G4-3			B B B C F B 4-2 2 BB 2B BB	X 0-0 ② G1-3 1-2 2-3	3	1	0	0	1	1	3
Inning Stats	R: 0 H: 0 E: 0 LOB: 0 K: 1 BB: 0 S: 7 P: 8	R: 0 H: 1 E: 0 LOB: 1 K: 1 BB: 0 S: 10 P: 14	R: 0 H: 2 E: 1 LOB: 2 K: 1 BB: 0 S: 11 P: 14	R: 0 H: 0 E: 0 LOB: 0 K: 1 BB: 0 S: 10 P: 15	R: 0 H: 0 E: 0 LOB: 0 K: 0 BB: 0 S: 7 P: 11	R: 0 H: 0 E: 0 LOB: 0 K: 0 BB: 0 S: 5 P: 8	R: 0 H: 1 E: 0 LOB: 1 K: 1 BB: 0 S: 12 P: 15	R: 2 H: 2 E: 0 LOB: 2 K: 2 BB: 2 S: 19 P: 31	R: 0 H: 2 E: 0 LOB: 2 K: 1 BB: 0 S: 15 P: 19	1B: 5 SF: 0 2B: 2 SAC: 0 3B: 0 DP: 0 HR: 1 HBP: 0						

	AB	35
	R	2
	H	8
	RBI	2
	BB	2
	SO	8
	LOB	20

WP: 0 PA: 37
PB: 0
SB: 0
CS: 1

PITCHER		IP	WLS	BF	H	R	ER	SO	BB	IBB	HBP	BLK	WP	HR	S	P	ERA	WHIP
55 Roberto Hernandez, R ERA: 3.12	(1, 1)	7.0	W	28	5	2	2	5	2	0	0	0	0	1	68	99	2.57	1.000
63 Rafael Betancourt, R ERA: 1.17	(8, 1)	1.0	H	4	1	0	0	2	0	0	0	0	0	0	13	17	0.00	1.000
47 Joe Borowski, R ERA: 6.33	(9, 1)	1.0	S	5	2	0	0	1	0	0	0	0	0	0	15	19	0.00	2.000

PITCHER		IP	WLS	BF	H	R	ER	SO	BB	IBB	HBP	BLK	WP	HR	S	P	ERA	WHIP

Atlanta Braves @ Cleveland Indians

Jacobs Field, Cleveland, OH

Sun Jun 17 2007, 1:05 PM EDT

Att. 33,429 - Cloudy - 78 F

livebaseballscorecards.com

BOTTOM

Batter	1	2	3	4	5	6	7	8	9	AB	R	H	RBI	BB	SO	LOB
24 Grady Sizemore, L (1, 8) OBP: 0.398, SLG: 0.468	C B F F C 1-3 ① K		C B X 1-1 ② F8		B F S X 1-2 ② F8	B F B X 2-1 ③ G3-1				4	0	0	0	0	1	2
Jason Michaels, R (1, 7) OBP: 0.328, SLG: 0.429	C B B X 2-1 ② F9		S S S X 1-2 ③ G6-3		C X 0-1 FC5 1-2 2-H 1B		F F B F B B S 3-3 ① K			4	0	1	1	0	1	0
Casey Blake, R (1, 5) OBP: 0.370, SLG: 0.486	B C B C T F X 2-2 1B			C B B X 2-1 ① F9	B X 1-0 ③ FC5 1-2 2-3f		C C X 0-2 ② L6			4	0	1	0	0	0	2
41 Victor Martinez, S (1, 2) OBP: 0.381, SLG: 0.545	X 0-0 ③ L8			B B B X 3-0 ② G3-1		B B B X 3-0 2 2B 25 E 1B	B C B C S 2-3 ③ K			4	1	1	0	0	1	1
2 Jhonny Peralta, R (1, 6) OBP: 0.357, SLG: 0.481		F X 0-1 ① G6-3		F B B B B B 4-1 BB		X 0-0 25 E 1-3 2B	B S C B F S 2-3 ① K			3	1	1	0	1	1	0
25 Ryan Garko, R (1, 3) OBP: 0.355, SLG: 0.461		B B X 2-0 ② P2		F 1 SAFE B C 1 SAFE P X 2-2 ③ F9		B B X 2-0 E3 G4-3 1B 2-H 3-H	X 0-0 ② F7			4	1	0	1	0	0	1
Trot Nixon, L (1, 10) 20 David Dellucci, L (8, PR) OBP: 0.304, SLG: 0.393 (9, 10)		F B B B C B 4-2 BB			B B C B B 4-1 29 FC1-5 1B BB	F B B X 2-1 ① G4-3 2-3	B B B B 4-0 BB			1 0	0 0	0 0	0 0	3 0	0 0	1 0
Franklin Gutierrez, R (1, 9) OBP: 0.250, SLG: 0.400		C C B F F B S 2-3 ③ K			X 0-0 29 FC1-5 1-2 1B 1B	F S B F X 1-2 29 E 29 S 29 G6-3 3-H 1B		C F 1 SAFE C 0-3 ③ K		4	2	2	1	0	2	2
29 Josh Barfield, R (1, 4) OBP: 0.287, SLG: 0.346			B C F S 1-3 ① K		L X 0-1 ① FC1-5 FC5 1B 1-2 2-3f	1 SAFE S B X 1-1 ② G6-3 1-H				3	0	0	1	0	1	2
Inning Stats	R: 0 E: 0 K: 1 S: 12 H: 1 LOB: 1 BB: 0 P: 17	R: 0 E: 0 K: 1 S: 10 H: 0 LOB: 1 BB: 1 P: 18	R: 0 E: 0 K: 1 S: 8 H: 0 LOB: 0 BB: 0 P: 11	R: 0 E: 0 K: 0 S: 8 H: 0 LOB: 1 BB: 1 P: 18	R: 1 E: 0 K: 0 S: 10 H: 2 LOB: 2 BB: 1 P: 16	R: 4 E: 1 K: 0 S: 13 H: 3 LOB: 0 BB: 0 P: 24	R: 0 E: 0 K: 2 S: 10 H: 0 LOB: 0 BB: 0 P: 15	R: 0 E: 0 K: 2 S: 8 H: 0 LOB: 1 BB: 1 P: 14		1B: 5 2B: 1 3B: 0 HR: 0	SF: 0 SAC: 0 DP: 0 HBP: 0			WP: 0 PB: 0 SB: 1 CS: 0	PA: 35	

	AB	31
	R	5
	H	6
	RBI	4
	BB	4
	SO	7
	LOB	11

PITCHER		IP	WLS	BF	H	R	ER	SO	BB	IBB	HBP	BLK	WP	HR	S	P	ERA	WHIP
26 Kyle Davies, R ERA: 5.65	(1, 1)	5.1	L	26	6	5	3	3	3	0	0	0	0	0	57	97	5.06	1.688
54 Chad Paronto, R ERA: 5.7	(6, 1)	1.2		5	0	0	0	2	0	0	0	0	0	0	14	22	0.00	0.000
Macay McBride, L ERA: 3.38	(8, 1)	1.0		4	0	0	0	2	1	0	0	0	0	0	8	14	0.00	1.000

PITCHER	IP	WLS	BF	H	R	ER	SO	BB	IBB	HBP	BLK	WP	HR	S	P	ERA	WHIP

Boston Red Sox @ Atlanta Braves

Turner Field, Atlanta, GA

Mon Jun 18 2007, 7:05 PM EDT

Att. 47,562 - Partly Cloudy - 91 F

TOP

livebaseballscorecards.com

Batter	1	2	3	4	5	6	7	8	9	AB	R	H	RBI	BB	SO	LOB
7 J.D. Drew, L (1, 9) OBP: 0.347, SLG: 0.369	C FA 86 F FA 88 B FA 90 X CH 78 1-2 G3-1 ①	1 SAFE X FA 86 0-0 F7 ③		C FA 88 D CH 76 B CH 77 C CH 76 X FA 87 2-2 G3 ③			B FA 93 C FA 94 X CH 87 1-1 HR		C FA 89 B FA 89 F FA 88 B FA 90 C CU 76 2-3 K ①	5	1	1	1	0	1	3
15 Dustin Pedroia, R (1, 4) OBP: 0.403, SLG: 0.452	B FA 88 B FA 88 B FA 88 C FA 87 B FA 88 4-1 20 BB BB		B FA 86 C FA 86 X CH 75 1-1 G4-3 ①		F FA 86 C FA 86 X FA 87 0-2 F8 ①		B SL 86 B FA 94 B FA 94 B FA 94 4-0 BB		X FA 89 0-0 FC4-6 28 WP 20 1B 1B	3	1	1	0	2	0	0
20 Kevin Youkilis, R (1, 3) OBP: 0.414, SLG: 0.506	C FA 88 C FA 88 B CH 76 F FA 89 B FA 88 B CH 75 B FA 87 4-2 1-2 BB		C FA 88 C CH 77 S FA 89 0-3 K ②		C CH 75 B CH 76 X FA 86 1-1 F8 ②		C FA 94 D SL 88 S SL 87 F SL 86 C FA 95 1-3 K ①		C FA 90 X CH 84 0-1 FC4-6 1-2 1B	4	0	1	0	1	2	1
Manny Ramirez, R (1, 7) OBP: 0.397, SLG: 0.482 Wily Mo Peña, R (8, 7) OBP: 0.304, SLG: 0.396	X CH 76 0-0 P3 ②		C FA 89 B CH 75 B FA 87 F FA 87 B FA 88 B FA 88 4-2 BB		X CH 76 0-0 1B		C FA 95 S FA 95 S FA 95 0-3 K ②		B FA 90 C FA 90 S CU 78 D CU 78 X FA 90 2-2 FC4-6 28 WP 1-2f 2-3	3 1	0 0	1 0	0 0	1 0	1 0	3 2
Jason Varitek, S (1, 2) OBP: 0.346, SLG: 0.429 28 Doug Mirabelli, R (8, 2) OBP: 0.258, SLG: 0.311	C FA 88 S FA 88 X CH 77 0-2 G1-3 ③		C CH 75 S FA 88 T FA 88 0-2 K ③		F FA 86 B CH 75 F FA 86 S CH 77 1-3 K ③		X FA 94 0-0 G3 ③		B B FA 89 B FA 89 C FA 89 S FA 88 B FA 89 4-2 1-2 3-H BB	4 0	0 0	0 0	0 0	0 1	2 0	5 0
25 Mike Lowell, R (1, 5) OBP: 0.357, SLG: 0.525		B CH 75 B FA 86 F FA 86 C FA 86 F FA 88 X CH 75 2-2 G3 ①		B CH 75 C FA 86 X FA 86 1-1 F9 ①		B FA 85 C CH 75 X FA 85 1-1 F7 ①		B SL 82 B FA 90 X FA 90 2-0 F7 ①	X 0-0 G6-3 ③	5	0	0	0	0	0	2
Coco Crisp, S (1, 8) OBP: 0.303, SLG: 0.346		B FA 87 C FA 86 B CH 77 X FA 86 2-1 HR		B FA 86 C CH 75 B FA 86 C FA 86 B CH 75 F FA 87 X FA 85 3-2 38 1B 1B		B FA 86 X FA 86 1-0 HR		C FA 90 C SL 84 F FA 90 F SL 83 B FA 90 B FA 91 X FA 91 2-2 23 FC5-4 1B		4	2	4	2	0	0	0
23 Julio Lugo, R (1, 6) OBP: 0.269, SLG: 0.305		C FA 88 B FA 89 B FA 87 B FA 87 F FA 88 B FA 87 4-2 BB		B CH 73 C CH 74 1 SAFE B FA 85 C CH 73 B FA 86 X FA 86 3-2 P3 ②		B CH 85 C B FA 91 S FA 91 C FA 93 2-3 K ②		B SL 83 F FA 91 X FA 90 1-1 FC5-4 ② 1-2f		3	0	0	0	1	1	2
38 Curt Schilling, R (1, 1) OBP: 0.500, SLG: 0.500 39 Kyle Snyder, S (5, 1) 12 Eric Hinske, L (6, PH) OBP: 0.284, SLG: 0.317 48 Javier López, L (6, 1) 50 Mike Timlin, R (6, 1) 34 David Ortiz, L (8, PH) OBP: 0.448, SLG: 0.594 17 Manny Delcarmen, R (8, 1)		L FA 85 C FA 87 1 SAFE B FA 86 L FA 87 1-3 K ②		F FA 85 B FA 87 X FA 86 1-1 1-2 1B		C FA 93 C SL 76 B FA 94 F FA 93 X SL 78 1-2 G1-3 ③		B FA 91 B FA 91 X SL 85 2-0 P5 ③		2 0 1 0 0 1 0	0 0 0 0 0 0 0	1 0 0 0 0 0 0	0 0 0 0 0 0 0	0 0 0 0 0 0 0	1 0 0 0 0 0 1	1 0 0 0 0 1 0
Inning Stats	R: 0 E: 0 K: 0 S: 11 H: 0 LOB: 2 BB: 2 P: 20	R: 1 E: 0 K: 1 S: 12 H: 1 LOB: 1 BB: 1 P: 21	R: 0 E: 0 K: 2 S: 10 H: 0 LOB: 1 BB: 1 P: 15	R: 0 E: 0 K: 0 S: 14 H: 2 LOB: 2 BB: 0 P: 24	R: 0 E: 0 K: 1 S: 9 H: 1 LOB: 1 BB: 0 P: 11	R: 1 E: 0 K: 1 S: 10 H: 1 LOB: 0 BB: 0 P: 15	R: 1 E: 0 K: 2 S: 10 H: 1 LOB: 1 BB: 1 P: 16	R: 0 E: 0 K: 0 S: 9 H: 1 LOB: 1 BB: 0 P: 16	R: 1 E: 0 K: 1 S: 12 H: 2 LOB: 2 BB: 1 P: 20	1B: 6 2B: 0 3B: 0 HR: 3 SF: 0 SAC: 0 DP: 0 HBP: 0						

AB	36
R	4
H	9
RBI	3
BB	6
SO	8
LOB	20

WP: 1 PB: 0 SB: 0 CS: 0 PA: 42

PITCHER		IP	WLS	BF	H	R	ER	SO	BB	IBB	HBP	BLK	WP	HR	S	P	ERA	WHIP
36 Chuck James, L ERA: 4.11	(1, 1)	5.1	W	25	5	2	2	4	4	0	0	0	0	2	59	96	3.38	1.688
58 Peter Moylan, R ERA: 2.21	(6, 1)	0.2		2	0	0	0	1	0	0	0	0	0	0	7	10	0.00	0.000
Tyler Yates, R ERA: 3.41	(7, 1)	1.0		5	1	1	1	2	1	0	0	0	0	1	10	16	9.00	2.000
54 Chad Paronto, R ERA: 5.47	(8, 1)	1.0		4	1	0	0	0	0	0	0	0	0	0	9	16	0.00	1.000
Macay McBride, L ERA: 3.86	(9, 1)	0.2		5	2	1	1	1	1	0	0	0	1	0	11	19	13.50	4.500

PITCHER		IP	WLS	BF	H	R	ER	SO	BB	IBB	HBP	BLK	WP	HR	S	P	ERA	WHIP
Bob Wickman, R ERA: 3.52	(9, 1)	0.1		1	0	0	0	0	0	0	0	0	0	0	1	1	0.00	0.000

Boston Red Sox @ Atlanta Braves

Turner Field, Atlanta, GA

Mon Jun 18 2007, 7:05 PM EDT

Att. 47,562 - Partly Cloudy - 91 F

livebaseballscorecards.com

BOTTOM

Batter	1	2	3	4	5	6	7	8	9	AB	R	H	RBI	BB	SO	LOB
2 Kelly Johnson, L (1, 4) OBP: 0.378, SLG: 0.471	B FA 84 X FA 85 1-0 ① F8		F SL 83 B SL 83 B CU 70 X SL 82 2-1 ② SF8 3-H	B SL 84 B SL 83 C SL 84 B SL 86 S FA 88 X FA 90 3-2 ③ F8		C FA 85 S SL 78 1 SAFE B SL 77 F FA 86 F FA 86 S SL 75 1-3 ② K	C FA 90 F SL 87 X SL 77 0-2 ③ F7			4	0	0	1	0	1	5
Willie Harris, L (1, 7) OBP: 0.449, SLG: 0.509	C CH 84 C SL 82 X FA 89 0-2 11 L8-4-3 1B		B CU 67 C CU 70 B CH 78 F CH 79 B SL 81 B FA 86 4-2 11 CS BB		C CH 80 F CU 69 B CH 81 X CH 82 1-2 ① G4-3	S FA 85 F FA 87 1 SAFE X SL 75 0-2 11 1B 1B 1-3		B FA 95 S FA 94 C CU 73 X CU 76 1-2 ① G1-3		4	0	2	0	1	0	0
11 Edgar Renteria, R (1, 6) OBP: 0.392, SLG: 0.519	B FA 85 B FA 86 F SL 81 1 SAFE X FA 85 2-1 ② ③ L8-4-3 1-1		1 SAFE B FA 85 F SL 82 B FA 86 2-1 ③ CS 1-2	B CH 80 B SL 80 C SL 80 X FA 86 2-1 10 1B 16 2B 1B	C CH 80 X SL 78 0-1 10 1B 16 HR 1B	C FA 90 C FA 90 X SL 86 0-2 1-3 3-H 1B		C FA 94 X CH 83 0-1 ② L6		5	2	3	1	0	0	1
10 Chipper Jones, S (1, 5) OBP: 0.413, SLG: 0.614		B CU 71 F SL 84 C SL 78 B SL 80 X CH 79 2-2 16 FC4-6 1B		F FA 86 B FA 86 F SL 80 X FA 86 1-2 16 2B 36 1B 1B 1-2	S SL 80 B CH 80 1 SAFE X SL 82 1-1 16 HR 1B 1-2	B SL 87 B FC 87 C SL 87 X FA 88 2-1 ③ G4-3		B CU 75 S FA 94 C CU 75 F FA 96 X FA 94 1-2 ③ G1-3		5	2	3	0	0	0	2
16 Brian McCann, L (1, 2) OBP: 0.322, SLG: 0.422 54 Chad Paronto, R (8, 1) Macay McBride, L (9, 1) Bob Wickman, R (9, 1)		C FA 85 X CU 70 0-1 ① FC4-6 1-2f	F SL 81 B SL 82 X FA 85 1-1 36 1B 1-3 2-H 2B	B FA 85 B FA 85 F FA 87 X SL 83 2-1 1-H 2-H HR			C FA 90 F SL 76 F FA 90 B FA 90 X FA 90 1-2 ① G3-1			4 0 0 0	1 0 0 0	2 0 0 0	4 0 0 0	0 0 0 0	0 0 0 0	1 0 0 0
Andruw Jones, R (1, 8) OBP: 0.303, SLG: 0.394		X CH 83 0-0 ② P5	X SL 81 0-0 ① F9	C FA 90 C CU 70 B SL 83 X CU 71 1-2 ② G5-3			S SI 90 B SL 85 F SL 78 F FA 92 S CU 76 1-3 ② K			4	0	0	0	0	1	3
7 Jeff Francoeur, R (1, 9) OBP: 0.325, SLG: 0.429		F CH 84 F SL 81 X FA 86 0-2 ③ G4-3	S SL 79 X SL 79 0-1 ② P3	B FA 90 F FA 90 B SL 84 B CU 69 F FA 89 S CH 81 3-3 ③ K			X FA 90 0-0 HR 1B			4	1	1	0	0	1	3
Scott Thorman, L (1, 3) OBP: 0.274, SLG: 0.444			B CH 83 C CH 70 B CH 79 F SL 82 F SL 80 F SL 82 X CH 80 2-2 36 SH5-4 2 SF8 2B	I IN 62 I I IN 59 I IN 56 4-0 36 1B IBB		F FA 85 S CH 74 F SL 78 B CH 76 B FA 86 X SL 77 2-2 E4 FC1-6	B FA 90 X SL 87 1-0 1-H HR			3	2	2	2	1	0	0
36 Chuck James, L (1, 1) OBP: 0.227, SLG: 0.150 58 Peter Moylan, R (6, 1) Chris Woodward, R (6, PH) OBP: 0.236, SLG: 0.294 Tyler Yates, R (7, 1) Jarrod Saltalamacchia, S (7, PH) OBP: 0.370, SLG: 0.471 (8, 2)			X FA 86 0-0 ① SH5-4 2-3	C SL 82 B CH 79 X SL 80 1-1 1-2 2-3 3-H 1B		X FA 85 0-0 ① FC1-6 1B 11 1B 1-2f	X FA 90 0-0 1B			1 0 1 0 1	0 0 1 0 0	1 0 1 0 1	1 0 1 0 0	0 0 0 0 0	0 0 0 0 0	0 0 1 0 0

Inning Stats	1	2	3	4	5	6	7	8	9
	R: 0 E: 0 K: 0 S: 6 H: 1 LOB: 0 BB: 0 P: 9	R: 0 E: 0 K: 0 S: 9 H: 1 LOB: 1 BB: 0 P: 11	R: 1 E: 0 K: 0 S: 11 H: 1 LOB: 0 BB: 1 P: 21	R: 2 E: 0 K: 0 S: 15 H: 4 LOB: 3 BB: 1 P: 27	R: 3 E: 0 K: 1 S: 15 H: 3 LOB: 0 BB: 0 P: 23	R: 1 E: 1 K: 1 S: 18 H: 2 LOB: 2 BB: 0 P: 23	R: 2 E: 0 K: 1 S: 14 H: 3 LOB: 1 BB: 0 P: 17	R: 0 E: 0 K: 0 S: 9 H: 0 LOB: 0 BB: 0 P: 11	

AB	36
R	9
H	15
RBI	9
BB	2
SO	3
LOB	16

1B:	11
2B:	3
3B:	0
HR:	2
SF:	1
SAC:	1
DP:	1
HBP:	0

WP:	0
PB:	0
SB:	0
CS:	1
PA:	41

PITCHER		IP	WLS	BF	H	R	ER	SO	BB	IBB	HBP	BLK	WP	HR	S	P	ERA	WHIP
38 Curt Schilling, R ERA: 4.2	(1, 1)	4.1	L	23	10	6	6	0	1	1	0	0	0	1	50	81	12.46	2.538
39 Kyle Snyder, R ERA: 3.09	(5, 1)	0.2		2	0	0	0	1	0	0	0	0	0	0	6	10	0.00	0.000
48 Javier López, L ERA: 2.81	(6, 1)	0.2		4	1	1	0	1	0	0	0	0	0	0	13	16	0.00	1.500
50 Mike Timlin, R ERA: 6.23	(6, 1)	1.1		8	4	2	2	1	0	0	0	0	0	1	19	24	13.50	3.000
17 Manny Delcarmen, R ERA:	(8, 1)	1.0		3	0	0	0	0	0	0	0	0	0	0	9	11	0.00	0.000

PITCHER		IP	WLS	BF	H	R	ER	SO	BB	IBB	HBP	BLK	WP	HR	S	P	ERA	WHIP

Boston Red Sox @ Atlanta Braves

Turner Field, Atlanta, GA

Tue Jun 19 2007, 7:35 PM EDT

Att. 47,910 - Cloudy - 73 F

TOP

livebaseballscorecards.com

Batter	1	2	3	4	5	6	7	8	9	AB	R	H	RBI	BB	SO	LOB
7 J.D. Drew, L (1, 9) OBP: 0.340, SLG: 0.361	G1-3			E6 15 CS	F8		K		G4-6-3 1-2f	5	0	0	0	0	1	2
15 Dustin Pedroia, R (1, 4) OBP: 0.400, SLG: 0.448	F9			G5-3 1-2	1B 3-H		G5-3			4	0	1	1	0	0	1
34 David Ortiz, L (1, 3) OBP: 0.449, SLG: 0.603	G4-3			HR	F8		FC5-4 BB			3	1	1	1	1	0	1
12 Eric Hinske, L (7, PR) OBP: 0.284, SLG: 0.317 (7, 3)										0	0	0	0	0	0	0
Manny Ramirez, R (1, 7) OBP: 0.395, SLG: 0.478		G6-3		20 2B 1B	F9		FC5-4 1-2f			4	0	1	0	0	0	2
20 Kevin Youkilis, R (1, 5) OBP: 0.415, SLG: 0.510		G6-3 1B		1-3 2B		G1-3		G4-3		4	0	2	0	0	0	0
Jason Varitek, S (1, 2) OBP: 0.353, SLG: 0.438		G6-3 1-2f		IBB		1B 13 SF9 2B		G4-6-3 1B		3	1	2	0	1	0	1
Coco Crisp, S (1, 8) OBP: 0.302, SLG: 0.345			K	G4-3		2-3 1B		G4-6-3 1-2f		4	0	1	0	0	1	4
13 Alex Cora, L (1, 6) OBP: 0.324, SLG: 0.448		G4-3	19 2B 3B		SF9 3-H				7 G4-6-3 HBP	2	1	1	1	0	0	0
19 Josh Beckett, R (1, 1) OBP: 0.143, SLG: 0.286		G5-3	7 F8 15 1B 2B 3-H		G6-3				K	3	1	1	1	0	0	1
39 Kyle Snyder, S (7, 1)										0	0	0	0	0	0	0
37 Hideki Okajima, L (8, 1)										0	0	0	0	0	0	0
Wily Mo Peña, R (9, PH) OBP: 0.301, SLG: 0.391										1	0	0	0	0	1	1
58 Jonathan Papelbon, R (9, 1)										0	0	0	0	0	0	0

Inning Stats	1	2	3	4	5	6	7	8	9
	R: 0 E: 0 K: 0 S: 7	H: 0 LOB: 0 BB: 0 P: 11	R: 0 E: 0 K: 0 S: 9	H: 1 LOB: 0 BB: 0 P: 17	R: 0 E: 0 K: 1 S: 8	H: 0 LOB: 0 BB: 0 P: 9	R: 1 E: 1 K: 0 S: 16	H: 3 LOB: 3 BB: 1 P: 27	R: 2 E: 0 K: 0 S: 13	H: 3 LOB: 1 BB: 0 P: 19	R: 1 E: 0 K: 0 S: 9	H: 2 LOB: 1 BB: 0 P: 16	R: 0 E: 0 K: 1 S: 10	H: 0 LOB: 1 BB: 1 P: 18	R: 0 E: 0 K: 0 S: 9	H: 1 LOB: 0 BB: 0 P: 12	R: 0 E: 0 K: 1 S: 5	H: 0 LOB: 0 BB: 0 P: 8

| | | | | | | | | | |

Boston Red Sox @ Atlanta Braves

Turner Field, Atlanta, GA

Tue Jun 19 2007, 7:35 PM EDT

Att. 47,910 - Cloudy - 73 F

BOTTOM

Batter	1	2	3	4	5	6	7	8	9	AB	R	H	RBI	BB	SO	LOB
2 Kelly Johnson, L (1, 4) OBP: 0.383, SLG: 0.473	C FA 94 S FA 89 S CH 77 0-3 K2-3 ①		B FA 94 B CU 74 C FA 93 B FA 88 B FA 94 4-1 11 1B BB		F FA 93 B CU 76 B CU 75 B FA 95 F FA 93 F FA 94 X FA 94 3-2 1B			C FA 88 F CU 69 B CH 82 F CU 69 B CU 70 B CH 82 X CH 82 3-2 19 G5-4-3 23 BB 1B		3	0	2	0	1	1	0
Willie Harris, L (1, 7) OBP: 0.446, SLG: 0.513 23 Matt Diaz, R (8, PH) OBP: 0.365, SLG: 0.466 (9, 7)	B FA 94 X FA 93 1-0 11 G6-3 2B		B CU 77 C CU 76 B CU 76 1 SAFE C FA 93 B FA 94 F FA 94 1 SAFE 1 SAFE 3-3 1 SAFE S FA 94 K ②		B CH 85 X FA 93 1-0 F7 ③			1 SAFE B FA 87 B FA 87 C FA 87 B CH 80 1 SAFE B FA 87 4-1 19 G5-4-3 1-2 BB		3 0	0 0	1 0	0 0	0 1	1 0	2 0
11 Edgar Renteria, R (1, 6) OBP: 0.395, SLG: 0.521 19 Yunel Escobar, R (7, 6) OBP: 0.343, SLG: 0.413	B FA 94 C FA 93 X FA 95 1-1 G6-3 ② 2-3		1 SAFE X FA 93 0-0 1-2 1B			B CU 74 F FA 93 X FA 93 1-1 10 G3 1B		B CH 81 B FS 82 C FA 87 C CH 81 X FS 81 2-2 G5-4-3 ① ② 1-2f 2-3		3 1	0 0	2 0	0 0	0 0	0 0	1 2
10 Chipper Jones, S (1, 5) OBP: 0.410, SLG: 0.604	B FA 86 B FA 95 B FA 89 B FA 95 4-0 BB		B FA 95 B FA 94 C CU 78 B FA 93 F FA 94 F FA 94 X FA 87 3-2 G4-3 ③			B CU 75 F FA 92 B FA 92 B FA 93 X FA 93 3-1 G3 ① 1-2		C FA 88 B FA 87 B FA 88 X FA 82 2-1 G5-3 ③		3	0	0	0	1	0	4
16 Brian McCann, L (1, 2) OBP: 0.316, SLG: 0.414	C CU 79 B CU 76 S CU 78 B FA 95 X FA 91 2-2 F9 ③			X FA 93 0-0 G1-3 ①		C FA 94 B FA 94 F CU 76 B FA 93 X FA 94 2-2 F7 ②			B FA 92 C FA 93 C CH 88 B CH 88 F FA 94 B FA 95 X FA 94 3-2 G4-3 ①	4	0	0	0	0	0	3
Andruw Jones, R (1, 8) OBP: 0.299, SLG: 0.388		B CU 74 C CH 74 X 1-1 G5-3 ①		C FA 94 X FA 94 0-1 G6-3 ②		B CU 74 B CU 77 B FA 95 C FA 94 X FA 94 3-1 F9 ③			X FA 94 0-0 F9 ②	4	0	0	0	0	0	1
7 Jeff Francoeur, R (1, 9) OBP: 0.320, SLG: 0.423		X FA 95 0-0 G5-3 ②		S CU 75 C FA 93 S CU 75 0-3 K ③			X SL 83 0-0 P3 ①		B FA 90 X FA 93 1-0 F9 ③	4	0	0	0	0	1	0
Scott Thorman, L (1, 3) OBP: 0.270, SLG: 0.438		C FA 94 F FA 94 F FA 94 B FA 87 X FA 95 1-2 L4 ③			B CU 74 B CU 74 X FA 93 2-0 F8 ①		C FA 89 S CH 81 X CH 82 0-2 F8 ②			3	0	0	0	0	0	0
15 Tim Hudson, R (1, 1) OBP: 0.250, SLG: 0.267 Oscar Villarreal, L (6, 1) 4 Pete Orr, L (7, PH) OBP: 0.226, SLG: 0.216 54 Chad Paronto, R (8, 1) Macay McBride, L (9, 1)			X FA 93 0-0 F7 ①		C FA 94 C FA 93 B FA 93 B FA 93 X FA 94 2-2 F8 ②		B CH 83 C CH 81 B CU 69 S CH 82 F CU 70 F CH 82 C CU 69 2-3 K ③			2 0 1 0 0	0 0 0 0 0	0 0 0 0 0	0 0 0 0 0	0 0 1 0 0	0 0 0 0 0	0 0 0 0 0
Inning Stats	R: 0 E: 0 K: 1 S: 9 H: 1 LOB: 2 BB: 1 P: 17	R: 0 E: 0 K: 0 S: 7 H: 0 LOB: 0 BB: 0 P: 9	R: 0 E: 0 K: 1 S: 11 H: 1 LOB: 2 BB: 1 P: 21	R: 0 E: 0 K: 1 S: 6 H: 0 LOB: 0 BB: 0 P: 6	R: 0 E: 0 K: 0 S: 9 H: 1 LOB: 1 BB: 0 P: 17	R: 0 E: 0 K: 0 S: 9 H: 1 LOB: 1 BB: 0 P: 18	R: 0 E: 0 K: 1 S: 9 H: 0 LOB: 0 BB: 0 P: 11	R: 0 E: 0 K: 0 S: 10 H: 1 LOB: 1 BB: 1 P: 21	R: 0 E: 0 K: 0 S: 6 H: 0 LOB: 0 BB: 0 P: 10	1B: 4 2B: 1 3B: 0 HR: 0 SF: 0 SAC: 0 DP: 1 HBP: 0						

PITCHER		IP	WLS	BF	H	R	ER	SO	BB	IBB	HBP	BLK	WP	HR	S	P	ERA	WHIP
19 Josh Beckett, R ERA: 3.14	(1, 1)	6.0	W	24	4	0	0	3	2	0	0	0	0	0	51	88	0.00	1.000
39 Kyle Snyder, R ERA: 2.96	(7, 1)	1.0		4	1	0	0	1	0	0	0	0	0	0	13	18	0.00	1.000
37 Hideki Okajima, L ERA: 1.01	(8, 1)	1.0		3	0	0	0	0	1	0	0	0	0	0	6	14	0.00	1.000
58 Jonathan Papelbon, R ERA: 1.78	(9, 1)	1.0		3	0	0	0	0	0	0	0	0	0	0	6	10	0.00	0.000

PITCHER	IP	WLS	BF	H	R	ER	SO	BB	IBB	HBP	BLK	WP	HR	S	P	ERA	WHIP

AB	31
R	0
H	5
RBI	0
BB	3
SO	4
LOB	13

WP: 0	PA: 34		
PB: 0			
SB: 0			
CS: 0			

livebaseballscorecards.com

Boston Red Sox @ Atlanta Braves

Turner Field, Atlanta, GA

Wed Jun 20 2007, 7:35 PM EDT

Att. 49,585 - Partly Cloudy - 85 F

TOP

livebaseballscorecards.com

Batter	1	2	3	4	5	6	7	8	9	AB	R	H	RBI	BB	SO	LOB
7 J.D. Drew, L (1, 9) OBP: 0.346, SLG: 0.386	B CH 84 C CH 84 B CH 76 X FA 85 2-1 HR	F FA 89 B FA 90 F CH 80 B FA 90 B FA 88 X FA 88 3-2 34 HR 2B		F FA 86 X CH 84 0-1 20 BB 2B		C SL 80 B SL 84 B SL 81 S SL 84 S SL 80 2-3 ① K		S SL 82 B X SL 81 1-1 15 2B 1B	S SL 82 S FA 93 B SL 81 C SL 81 1-3 ③ K	2	2	2	1	0	0	0
Wily Mo Peña, R (2, 9) OBP: 0.308, SLG: 0.406										4	1	2	0	0	2	2
15 Dustin Pedroia, R (1, 4) OBP: 0.400, SLG: 0.457	B FA 88 C FA 87 B CH 73 F FA 87 B FA 90 X FA 86 3-2 2B 2B	X CH 82 0-0 ② G5-3		C FA 87 F FA 88 B FA 88 X CH 76 1-2 ① F8		C FA 86 F SL 85 B SL 86 B SL 83 F FA 90 F SL 80 S SL 82 2-3 ② K		T FA 94 S FA 95 X FA 95 0-2 1-H 12 HR 2B		5	2	2	1	0	1	2
34 David Ortiz, L (1, 3) OBP: 0.449, SLG: 0.613	S FA 89 D CU 74 S FA 85 F FA 90 F FA 91 S CH 75 1-3 ① K	D CH 76 C FA 88 X CH 79 1-1 2-H HR		I IN 63 I IN 64 I IN 66 I IN 66 4-0 20 BB IBB		B FA 90 C FA 85 B SL 85 S SL 86 X FA 91 2-2 ③ F9		B FA 95 X FA 95 1-0 2-H HR		3	1	1	2	1	1	1
12 Eric Hinske, L (7, 3) OBP: 0.293, SLG: 0.375										1	1	1	2	0	0	0
Manny Ramirez, R (1, 7) OBP: 0.401, SLG: 0.498	B FA 89 C CH 73 B FA 90 C CH 73 F FA 90 X FA 90 2-2 2-H HR 2B	B FA 88 C FA 86 X SL 83 1-1 20 1B 1B		B FA 86 B CH 74 X FA 86 2-0 ② P3			X FA 90 0-0 HR	B SL 82 B FA 93 B SL 81 C FA 92 B SL 81 4-1 BB		4	2	3	2	1	0	2
20 Kevin Youkilis, R (1, 5) OBP: 0.415, SLG: 0.506	C FA 87 S CU 74 S CH 76 0-3 ② K	B FA 88 C FA 87 X CH 73 1-1 1-2 1B		D CH 73 C CH 72 B FA 88 B CU 72 B FA 87 4-1 1-2 2-3 BB			B FA 91 X SI 91 1-0 ① F9	C FA 94 X FA 94 0-1 ③ F8		4	0	1	0	1	1	2
Jason Varitek, S (1, 2) OBP: 0.354, SLG: 0.434	B FA 88 B CU 71 I IN 64 I IN 68 4-0 HR IBB	F FA 88 B FA 89 B FA 88 B FA 88 X FA 87 3-1 ③ G4-3		F C FA 90 S SL 85 0-3 ③ K			C SI 92 B SI 92 S SL 75 C SL 77 1-3 ② K		X FA 94 0-0 23 FC9-5 1B 1B	4	1	1	0	1	2	5
50 Mike Timlin, R (9, 1)										0	0	0	0	0	0	0
Coco Crisp, S (1, 8) OBP: 0.304, SLG: 0.358	C CH 76 X CH 72 0-1 1-H 2-H HR	C FA 86 X CH 83 0-1 ① G4-3	B FA 88 X FA 88 1-0 ① F8			C FA 91 F FA 92 F FA 91 F SL 76 B SL 78 B CH 84 B FA 90 C FA 90 3-3 ③ K			C FA 92 B SL 82 C FA 93 B FA 94 X FA 93 2-2 1-2 23 FC9-5 1B	5	1	2	3	0	1	0
23 Julio Lugo, R (1, 6) OBP: 0.265, SLG: 0.299	B FA 86 X FA 86 1-0 ③ F7	C FA 88 B B S X 2-2 ② F9	C CH 84 X FA 90 0-1 ② F9				X FA 93 0-0 ① F8	X FA 93 0-0 1-2 2-3f FC9-5		5	0	0	0	0	0	2
51 Julian Tavarez, L (1, 1) OBP: 0.400, SLG: 0.250		C CH 84 B FA 85 B FA 86 B FA 86 C FA 85 C FA 87 3-3 ① K	B FA 86 C FA 85 C FA 89 C FA 89 1-3 ③ K		C FA 88 C FA 89 C FA 89 0-3 ③ K			C SL 83 F X 0-2 ② F8	B FA 93 S FA 91 B SL 81 S FA 93 S SL 82 2-3 ② K	3	0	0	0	0	3	0
13 Alex Cora, L (8, PH) OBP: 0.321, SLG: 0.443										1	0	0	0	0	0	0
36 Joel Pineiro, R (8, 1)										0	0	0	0	0	0	0
28 Doug Mirabelli, R (9, PH) OBP: 0.254, SLG: 0.306										1	0	0	0	0	1	2
(9, 2)																

Inning Stats	1	2	3	4	5	6	7	8	9
	R: 5 E: 0 K: 2 S: 20	H: 4 LOB: 0 BB: 1 P: 33	R: 2 E: 0 K: 1 S: 15	H: 4 LOB: 2 BB: 0 P: 27	R: 0 E: 0 K: 1 S: 8	H: 0 LOB: 0 BB: 0 P: 11	R: 0 E: 0 K: 1 S: 10	H: 1 LOB: 3 BB: 2 P: 21	R: 0 E: 0 K: 1 S: 6	H: 0 LOB: 0 BB: 0 P: 7	R: 0 E: 0 K: 2 S: 11	H: 0 LOB: 0 BB: 0 P: 17	R: 1 E: 0 K: 2 S: 10	H: 1 LOB: 0 BB: 0 P: 15	R: 3 E: 0 K: 0 S: 13	H: 3 LOB: 1 BB: 1 P: 19	R: 0 E: 0 K: 2 S: 11	H: 2 LOB: 2 BB: 0 P: 16

1B: 5	SF: 0
2B: 5	SAC: 0
3B: 0	DP: 0
HR: 5	HBP: 0

WP: 0	PA: 46
PB: 0	
SB: 0	
CS: 0	

AB	42
R	11
H	15
RBI	11
BB	4
SO	12
LOB	18

PITCHER		IP	WLS	BF	H	R	ER	SO	BB	IBB	HBP	BLK	WP	HR	S	P	ERA	WHIP
38 Buddy Carlyle, R ERA: 6.11	(1, 1)	3.2	L	23	9	7	7	4	1	2	0	0	0	3	50	89	17.18	2.727
Oscar Villarreal, R ERA: 3.65	(4, 1)	2.1		7	0	0	0	4	0	0	0	0	0	0	20	27	0.00	0.000
58 Peter Moylan, R ERA: 2.39	(7, 1)	1.0		4	1	1	1	2	0	0	0	0	0	1	10	15	9.00	1.000
39 Rafael Soriano, R ERA: 3.13	(8, 1)	1.0		7	3	3	3	0	1	0	0	0	0	1	13	19	27.00	4.000
27 Joey Devine, R ERA:	(9, 1)	1.0		5	2	0	0	2	0	0	0	0	0	0	11	16	0.00	2.000

PITCHER		IP	WLS	BF	H	R	ER	SO	BB	IBB	HBP	BLK	WP	HR	S	P	ERA	WHIP

BOTTOM

Boston Red Sox @ Atlanta Braves

Turner Field, Atlanta, GA

Wed Jun 20 2007, 7:35 PM EDT
Att. 49,585 - Partly Cloudy - 85 F

Batter	1	2	3	4	5	6	7	8	9	AB	R	H	RBI	BB	SO	LOB
2 Kelly Johnson, L (1, 4) OBP: 0.381, SLG: 0.468	C FA 88 B FA 89 C FA 89 B FA 90 S SL 78 2-3 K ①			B CU 76 X FA 90 1-0 L6 ①			C SL 78 F FA 90 B CH 79 F CH 82 B FA 91 B FA 90 B FA 88 4-2 FC3-6 BB ③	B CH 86 S CH 84 X CH 79 1-1 G4-3 ③		3	0	0	0	1	1	2
Willie Harris, L (1, 8) OBP: 0.440, SLG: 0.504	B FA 90 X FA 90 1-0 F7 ②			B FA 91 C CH 81 X SL 80 1-1 11 G6-4-3 1B			B CU 79 S FA 89 X CH 83 1-1 FC3-6 ① 19 FC6-4 11 1B 1-2f		X FA 89 0-0 G4-3 ①	4	0	1	0	0	0	1
11 Edgar Renteria, R (1, 6) OBP: 0.394, SLG: 0.519 Chris Woodward, R (7, PR) OBP: 0.233, SLG: 0.291 (8, 5)	C FA 89 B CH 84 F FA 90 B FA 91 X CH 83 2-2 P3 ③			B FA 88 B FA 89 B FA 89 C FA 88 X FA 89 3-1 G6-4-3 ②③ 1-2f			B CH 82 B FA 89 C FA 90 B FA 89 X FA 90 3-1 19 FC6-4 1B 1-2		B FC 89 X FA 89 1-0 G6-3 ②	3 1	0 0	1 0	0 0	0 0	0 0	1 0
10 Chipper Jones, S (1, 5) OBP: 0.411, SLG: 0.603 19 Yunel Escobar, R (6, 5) OBP: 0.333, SLG: 0.400 (8, 6)		C FA 90 F CH 83 B CH 78 B FA 89 X CH 83 2-2 G6-3 ①			S CH 83 B CH 82 B FA 91 F FA 88 X CH 84 2-2 16 G6-3 1B		B FA 90 X FA 90 1-0 FC6-4 ② 16 FC6-4 1-2f 2-3		C FA 90 B SL 86 X SL 86 1-1 G4-3 ③	2 2	0 0	1 0	0 0	0 0	0 2	0
16 Brian McCann, L (1, 2) OBP: 0.312, SLG: 0.408		B FA 90 B CH 80 F FA 90 X SL 78 2-1 F7 ②			B CH 84 B CH 82 X FA 88 2-0 G6-3 ①② 1-2f		C CH 84 B CH 85 B FA 91 B FA 91 X FA 90 3-1 FC6-4 ③ 1-2f			3	0	0	0	0	0	3
7 Jeff Francoeur, R (1, 9) OBP: 0.320, SLG: 0.422		B FA 92 T FA 93 C FA 90 S SL 80 1-3 K ③			S SL 80 B FA 90 C FA 91 X CH 84 1-2 G5-3 ③			B FA 94 B FA 93 X FA 94 2-0 23 1B 1B		3	0	1	0	0	1	0
23 Matt Diaz, R (1, 7) OBP: 0.365, SLG: 0.464			B SL 78 X FA 91 1-0 G4-3 ①		C FA 90 B CH 84 X FA 92 1-1 G6-3 ①			X FA 94 0-0 1-2 1B		3	0	1	0	0	0	0
Scott Thorman, L (1, 3) OBP: 0.266, SLG: 0.431			B FA 90 B CH 84 B FA 90 C FA 88 F FA 88 X CH 81 3-2 F9 ②		B SL 77 F FA 90 B CH 82 F FA 88 B SL 80 F FA 90 X FA 90 3-2 L8 ②			B FA 85 F CH 85 S FA 93 S CU 79 1-3 K ①		3	0	0	0	0	1	2
38 Buddy Carlyle, L (1, 1) Oscar Villarreal, L (4, 1) 4 Pete Orr, L (6, PH) OBP: 0.222, SLG: 0.212 58 Peter Moylan, R (7, 1) 39 Rafael Soriano, R (8, 1) Jarrod Saltalamacchia, S (8, PH) OBP: 0.365, SLG: 0.464 27 Joey Devine, R (9, 1)			C FA 89 S CH 82 B CH 83 S CH 83 1-3 K ③		B CH 82 B FA 90 F FA 90 F CH 81 F FA 91 S CH 81 2-3 K ③			F FA 92 S CH 86 S SI 79 0-3 K ②		1 0 1 0 0 1 0	0 0 0 0 0 0 0	0 0 0 0 0 0 0	0 0 0 0 0 0 0	1 0 1 0 0 1 2	0 0 0 0 0 0 0	0 0 0 0 0 0 0
Inning Stats	R: 0 E: 0 K: 1 S: 7 H: 0 LOB: 0 BB: 0 P: 12	R: 0 E: 0 K: 1 S: 8 H: 0 LOB: 0 BB: 0 P: 13	R: 0 E: 0 K: 1 S: 7 H: 0 LOB: 0 BB: 0 P: 12	R: 0 E: 0 K: 0 S: 5 H: 1 LOB: 0 BB: 0 P: 10	R: 0 E: 0 K: 0 S: 7 H: 1 LOB: 0 BB: 0 P: 12	R: 0 E: 0 K: 1 S: 10 H: 0 LOB: 0 BB: 0 P: 16	R: 0 E: 0 K: 0 S: 10 H: 1 LOB: 2 BB: 1 P: 22	R: 0 E: 0 K: 2 S: 10 H: 2 LOB: 2 BB: 0 P: 14	R: 0 E: 0 K: 0 S: 4 H: 0 LOB: 0 BB: 0 P: 6	1B: 5 2B: 0 3B: 0 HR: 0	SF: 0 SAC: 0 DP: 2 HBP: 0		WP: 0 PB: 0 SB: 0 CS: 0	PA: 31			

livebaseballscorecards.com

	AB	30
	R	0
	H	5
	RBI	0
	BB	1
	SO	6
	LOB	13

PITCHER		IP	WLS	BF	H	R	ER	SO	BB	IBB	HBP	BLK	WP	HR	S	P	ERA	WHIP
51 Julian Tavarez, R ERA: 4.5	(1, 1)	7.0	W	23	3	0	0	4	1	0	0	0	0	0	54	97	0.00	0.571
36 Joel Pineiro, R ERA: 4.8	(8, 1)	1.0		5	2	0	0	2	0	0	0	0	0	0	10	14	0.00	2.000
50 Mike Timlin, R ERA: 5.79	(9, 1)	1.0		3	0	0	0	0	0	0	0	0	0	0	4	6	0.00	0.000

PITCHER	IP	WLS	BF	H	R	ER	SO	BB	IBB	HBP	BLK	WP	HR	S	P	ERA	WHIP

Detroit Tigers @ Atlanta Braves

Turner Field, Atlanta, GA

Fri Jun 22 2007, 7:35 PM EDT

Att. 44,034 - Clear - 91 F

TOP

livebaseballscorecards.com

Batter	1	2	3	4	5	6	7	8	9	AB	R	H	RBI	BB	SO	LOB
28 Curtis Granderson, L (1, 8) OBP: 0.349, SLG: 0.564	B FA 92 F FA 92 C SL 80 X SL 80 1-2 ① L4		C FA 94 C CH 86 F FA 93 C SL 89 0-3 ③ K			C CU 73 F FA 92 X SL 88 0-2 14 1B 30 1B 1B	C SI 91 B FA 92 F SI 92 X SL 78 1-2 ② G1-3			4	1	1	0	0	1	0
14 Placido Polanco, R (1, 4) OBP: 0.383, SLG: 0.428	C FA 94 B FA 94 C CU 78 S FC 91 1-3 ② K			C SL 87 C CU 75 X FC 90 0-2 1B		1 SAFE 1 SAFE B FA 92 F FA 92 X FA 92 1-1 30 1B 1-2 9 2B 1B	B FA 92 X SI 92 1-0 ③ F8			4	1	2	0	0	1	0
3 Gary Sheffield, R (1, 7) (8, 9) OBP: 0.399, SLG: 0.540	X FA 93 0-0 2B			B SL 88 F SL 87 C CU 75 B SL 77 F CU 75 F SL 88 F CU 76 B SL 90 X CU 77 3-2 ① P2		F FA 92 F SL 87 X SL 79 0-2 ② F4		F B FA 89 X FA 90 1-1 ① P2		4	0	1	0	0	0	3
30 Magglio Ordonez, R (1, 9) OBP: 0.459, SLG: 0.659 Craig Monroe, R (8, PR) OBP: 0.286, SLG: 0.426 (8, 7)	S FC 90 S SL 90 B SL 90 C FA 94 1-3 ③ K			B FA 93 C FA 94 S SL 79 1 SAFE X CU 76 1-2 ② F7		X SL 89 0-0 9 2B 1-3 2-H 1B		C SL 83 C SL 85 H FA 91 1-2 9 FC1-6 HBP		3 0	1 0	1 0	1 0	0 0	1 0	2 0
9 Carlos Guillen, S (1, 6) OBP: 0.382, SLG: 0.564		S FA 93 X SL 78 0-1 ① F9		B FA 94 S SL 88 1 SAFE B CH 83 F CH 85 X FA 93 2-2 ③ G6-3		F FA 91 X FA 92 0-1 1-H 2B 3-H 2B		B SI 89 B FA 89 S SL 84 F SL 84 F FA 88 X SI 88 2-2 ② FC1-6 FC6-4 1-2f		4	1	1	2	0	0	2
Ivan Rodriguez, R (1, 2) OBP: 0.300, SLG: 0.458		B SL 88 S SL 88 S CU 77 F FA 93 F SL 89 X SL 77 1-2 ② G3-1	B FA 93 C FA 93 S FA 93 F CU 76 B SL 90 B FA 93 S 3-3 ① K			B SL 88 X SL 87 1-0 15 1B 3-H 2B		C SL 82 X FA 89 0-1 ③ FC6-4 1-2f		4	1	1	1	0	1	1
Sean Casey, L (1, 3) OBP: 0.343, SLG: 0.368		B CH 83 B FA 93 C SL 87 F FA 94 X CU 78 2-2 ③ F9	C FA 93 B FA 93 B CH 84 B FA 93 X FA 93 3-1 ② G4-3		I IN 60 I IN 68 I IN 68 I IN 64 4-0 15 1B IBB				C FA 93 F SL 79 F FA 93 S SL 80 0-3 ① K	3	0	0	0	1	1	0
15 Brandon Inge, R (1, 5) OBP: 0.347, SLG: 0.446			S SL 88 B SL 89 C CU 75 S FC 90 1-3 ① K		B SL 89 C SL 86 S CU 74 B CU 75 F FA 94 B CU 76 S SL 87 3-3 ③ K	C SL 85 X CU 74 0-1 1-3 2-H 1B			B CH 83 S CH 82 C FA 93 S CH 83 1-3 ② K	4	0	1	1	0	3	0
37 Kenny Rogers, L (1, 1) 33 Marcus Thames, R (7, PH) OBP: 0.291, SLG: 0.466 Jason Grilli, R (7, 1) 44 Bobby Seay, L (8, 1) 36 Frankie De La Cruz, R (9, 1)			B FA 92 S FA 92 X FA 93 1-1 ② F7			C FA 91 S SL 82 S CU 74 0-3 ① K	C SI 92 X SL 74 0-1 ① P4		F FA 92 F FA 92 S SL 81 0-3 ③ K	2 1 0 1 0	0 0 0 0 0	0 0 0 0 0	0 0 0 0 0	0 0 0 0 0	1 0 0 1 0	0 0 0 0 0
Inning Stats	R: 0 E: 0 K: 2 S: 10 H: 1 LOB: 1 BB: 0 P: 13	R: 0 E: 0 K: 0 S: 10 H: 0 LOB: 0 BB: 0 P: 13	R: 0 E: 0 K: 2 S: 9 H: 0 LOB: 0 BB: 0 P: 11	R: 0 E: 0 K: 0 S: 15 H: 1 LOB: 1 BB: 0 P: 21	R: 0 E: 0 K: 2 S: 10 H: 0 LOB: 0 BB: 0 P: 19	R: 5 E: 0 K: 1 S: 17 H: 6 LOB: 2 BB: 1 P: 23	R: 0 E: 0 K: 0 S: 6 H: 0 LOB: 0 BB: 0 P: 8	R: 0 E: 0 K: 0 S: 10 H: 0 LOB: 1 BB: 0 P: 14	R: 0 E: 0 K: 3 S: 10 H: 0 LOB: 0 BB: 0 P: 11	1B: 5 2B: 3 3B: 0 HR: 0 SF: 0 SAC: 0 DP: 0 HBP: 1						

	AB	34
	R	5
	H	8
	RBI	5
	BB	1
	SO	10
	LOB	8

WP: 0 PB: 0 SB: 0 CS: 0 PA: 36

PITCHER	IP	WLS	BF	H	R	ER	SO	BB	IBB	HBP	BLK	WP	HR	S	P	ERA	WHIP
29 John Smoltz, R (1, 1) ERA: 3.14	6.0	L	26	8	5	5	7	0	1	0	0	0	0	71	100	7.50	1.333
58 Peter Moylan, R (7, 1) ERA: 2.33	1.0		3	0	0	0	0	0	0	0	0	0	0	6	8	0.00	0.000
54 Chad Paronto, R (8, 1) ERA: 5.06	1.0		4	0	0	0	0	0	0	1	0	0	0	10	14	0.00	0.000
49 Wilfredo Ledezma, L (9, 1) ERA: 4.66	1.0		3	0	0	0	3	0	0	0	0	0	0	10	11	0.00	0.000

PITCHER	IP	WLS	BF	H	R	ER	SO	BB	IBB	HBP	BLK	WP	HR	S	P	ERA	WHIP

Detroit Tigers @ Atlanta Braves

Turner Field, Atlanta, GA

Fri Jun 22 2007, 7:35 PM EDT

Att. 44,034 - Clear - 91 F

BOTTOM

Batter	1	2	3	4	5	6	7	8	9	AB	R	H	RBI	BB	SO	LOB
2 Kelly Johnson, L (1, 4) OBP: 0.379, SLG: 0.462	H FA 84 1-0 11 G4-6-3 HBP			C FA 84 S CU 70 X CU 73 0-2 ① G2-3		F FA 86 B CH 78 F CH 81 T CU 72 1-2 ② K			C FA 89 S FA 87 F SL 78 B FA 89 B SL 81 X FA 91 2-2 ① P5	3	0	0	0	0	1	1
19 Yunel Escobar, R (1, 5) OBP: 0.315, SLG: 0.377	B CH 80 B CH 80 T CH 81 X CH 81 2-1 ① F8			F CH 79 T FA 86 S CU 72 0-3 ② K		B CH 76 X CH 75 1-0 ③ L8			B FA 94 C FA 94 B SL 80 X FA 93 2-1 ② G4-3	4	0	0	0	0	1	2
11 Edgar Renteria, R (1, 6) OBP: 0.392, SLG: 0.515	1 SAFE B CH 80 1 SAFE B CH 80 1 SAFE C CH 81 S CH 77 B CU 72 1 SAFE 3-2 ② X CH 77 ③ G4-6-3 1-2f			C FA 86 F CH 77 X FA 82 0-2 1B			B FA 93 C FA 93 B SL 84 X FA 94 2-1 ① L9		B FA 95 X FA 92 1-0 ③ G5-3	4	0	1	0	0	0	1
Andruw Jones, R (1, 8) OBP: 0.296, SLG: 0.383		B FA 85 B CH 80 B CH 78 C CH 79 X CH 80 3-1 ① G5-3		B FA 86 F CH 76 B CH 75 1 SAFE X CH 81 2-1 ③ G5-3			B FA 92 F FA 94 S SL 85 X SL 84 1-2 ② G6-3			3	0	0	0	0	0	1
7 Jeff Francoeur, R (1, 9) OBP: 0.321, SLG: 0.419		X CU 72 0-0 ② P5			B CH 76 B CH 76 X CH 80 2-0 ① G6-3		S SL 85 B SL 84 B FA 94 B FA 95 B FA 94 4-1 BB			2	0	0	0	1	0	0
16 Brian McCann, L (1, 2) OBP: 0.308, SLG: 0.403		C FA 87 S FA 88 B CU 75 B FA 89 B CH 82 X FA 87 3-2 ③ G4-3			B CH 81 B CH 81 S CH 80 X CH 77 2-1 ② G3-1		C FA 94 C FA 94 F FA 94 S FA 93 0-3 ③ K			3	0	0	0	0	1	1
23 Matt Diaz, R (1, 7) OBP: 0.358, SLG: 0.455			B CH 77 X CH 76 1-0 ① F9		C FA 87 B CU 72 S CU 72 B FA 88 C FA 87 2-3 ③ K			C SL 84 S FA 91 B FA 91 F SL 82 S SL 87 1-3 ① K2-3		3	0	0	0	0	2	0
Scott Thorman, L (1, 3) OBP: 0.267, SLG: 0.430			B FA 85 F CH 78 C CU 70 S CU 72 1-3 ② K			C FA 85 T CH 77 X CU 73 0-2 1B		B FA 90 S FA 90 B SL 77 C SL 77 B CU 77 X FA 90 3-2 ② F8		3	0	1	0	0	1	0
29 John Smoltz, R (1, 1) OBP: 0.087, SLG: 0.130 Chris Woodward, R (6, PH) OBP: 0.231, SLG: 0.287 58 Peter Moylan, R (7, 1) 54 Chad Paronto, R (8, 1) Jarrod Saltalamacchia, S (8, PH) OBP: 0.360, SLG: 0.457 49 Wilfredo Ledezma, L (9, 1)			C CH 80 C CH 81 B CH 80 B CH 81 X CH 81 2-2 ③ G5-3			C CH 79 F CH 79 B FA 84 B CH 75 F FA 86 F CH 77 S CU 72 2-3 ① K		X FA 91 0-0 ③ F8	1 1 0 0 1 0	0 0 0 0 0 0	0 0 0 0 0 0	0 1 0 0 0 0	0 1 0 0 0 0	0 0 0 0 0 0	0 1 0 0 0 0
Inning Stats	R: 0 E: 0 K: 0 S: 5 H: 0 LOB: 0 BB: 0 P: 11	R: 0 E: 0 K: 0 S: 6 H: 0 LOB: 0 BB: 0 P: 12	R: 0 E: 0 K: 1 S: 7 H: 0 LOB: 0 BB: 0 P: 11	R: 0 E: 0 K: 1 S: 11 H: 1 LOB: 1 BB: 0 P: 13	R: 0 E: 0 K: 1 S: 6 H: 0 LOB: 0 BB: 0 P: 12	R: 0 E: 0 K: 2 S: 12 H: 1 LOB: 1 BB: 0 P: 16	R: 0 E: 0 K: 1 S: 10 H: 0 LOB: 1 BB: 1 P: 17	R: 0 E: 0 K: 1 S: 8 H: 0 LOB: 0 BB: 0 P: 12	R: 0 E: 0 K: 0 S: 7 H: 0 LOB: 0 BB: 0 P: 12	1B: 2 2B: 0 3B: 0 HR: 0 SF: 0 SAC: 0 DP: 1 HBP: 1						

livebaseballscorecards.com

AB	28
R	0
H	2
RBI	0
BB	1
SO	7
LOB	7

WP: 0 PA: 30
PB: 0
SB: 0
CS: 0

PITCHER		IP	WLS	BF	H	R	ER	SO	BB	IBB	HBP	BLK	WP	HR	S	P	ERA	WHIP
37 Kenny Rogers, L ERA:	(1, 1)	6.0	W	20	2	0	0	5	0	0	1	0	0	0	47	75	0.00	0.333
Jason Grilli, R ERA: 5.5	(7, 1)	1.1		5	0	0	0	2	1	0	0	0	0	0	14	22	0.00	0.750
44 Bobby Seay, L ERA: 4.12	(8, 1)	1.0		3	0	0	0	0	0	0	0	0	0	0	8	13	0.00	0.000
36 Frankie De La Cruz, R ERA:	(9, 1)	0.2		2	0	0	0	0	0	0	0	0	0	0	3	6	0.00	0.000

PITCHER	IP	WLS	BF	H	R	ER	SO	BB	IBB	HBP	BLK	WP	HR	S	P	ERA	WHIP

Batter	1	2	3	4	5	6	7	8	9	AB	R	H	RBI	BB	SO	LOB
28 Curtis Granderson, L (1, 8) OBP: 0.343, SLG: 0.554	B FA 89 B FA 89 F FA 90 S FA 91 S SL 76 2-3 ① K	D CH 81 B FA 90 B FA 90 C FA 91 F FA 91 F SL 79 C FA 93 3-3 ③ K			L FA 89 B SL 74 C CU 72 F CU 74 F FA 91 F FA 91 B CH 79 B SL 74 S FA 91 3-3 ② K		B C C X 1-2 ③ G5-3		C FA 90 B FA 90 C SL 84 B SL 82 S SL 82 2-3 ③ K	5	0	0	0	0	4	5
14 Placido Polanco, R (1, 4) OBP: 0.378, SLG: 0.422	X FA 91 0-0 ② F8		B FA 89 F FA 89 C CH 74 B CU 75 X CU 75 2-2 ① P6		B FA 91 B SL 84 X FA 90 2-0 ③ F8			B FA 92 B FA 91 C FA 90 B FA 92 X FA 90 3-1 ① P4		4	0	0	0	0	0	0
3 Gary Sheffield, R (1, 7) OBP: 0.400, SLG: 0.538	B SL 85 B FA 91 X FA 91 2-0 ③ F9		B FA 90 C SL 84 S CU 74 B SL 77 B FA 92 B CU 74 4-2 30 G4-6-3 BB			C CU 72 B FA 89 X FA 89 1-1 ① G6-3		C FA 94 S SL 81 F SL 81 F SL 83 X FA 94 0-2 30 1B 30 S 1B		3	0	1	0	1	0	0
30 Magglio Ordonez, R (1, 9) OBP: 0.457, SLG: 0.653		C C FA 89 B CU 76 C CU 75 1-3 ① K	1 SAFE S SL 84 B FA 91 B FA 91 F SL 86 X FA 92 2-2 ② ③ G4-6-3 1-2f			C FA 90 B FA 90 S CU 74 X SL 87 1-2 ② G1-3		F FA 94 B FA 94 1 SAFE B FA 93 1 SAFE B SL 82 X SL 81 3-1 S 1-3 1B		4	0	1	0	0	1	1
9 Carlos Guillen, S (1, 6) OBP: 0.387, SLG: 0.577		F FA 91 S CU 76 F FA 92 B SL 77 F CH 82 B FA 92 B CH 81 B FA 92 4-2 HBP 1B BB	B FA 88 X CH 79 1-0 HR			X FA 89 0-0 1B		S FA 94 S FA 95 B FA 93 T FA 94 1-2 ② K		3	2	2	1	1	1	2
Ivan Rodriguez, R (1, 2) OBP: 0.300, SLG: 0.452		1 SAFE B FA 90 F CU 76 S FA 90 H 2-2 1B 1-2 HBP	B FA 90 X FA 91 1-0 ① G4-3			1 SAFE C FA 90 1 SAFE X CU 76 0-1 ③ L6		F FA 94 S FA 94 B FA 94 S FA 94 1-3 ③ K 1-2		3	0	0	0	0	1	3
Sean Casey, L (1, 3) OBP: 0.346, SLG: 0.375		C CH 80 F FA 91 B FA 91 X FA 91 1-2 15 BB 1-3 2-H 1B	C FA 90 F CU 75 B FA 91 X CH 80 1-2 ② G6-3				B FA 87 B SL 74 X FA 90 2-0 ① F7		X 0-0 2B	4	0	2	1	0	0	0
15 Brandon Inge, R (1, 5) OBP: 0.350, SLG: 0.442		B FA 90 D SL 77 B FA 91 B FA 90 4-0 1-2 BB	C SL 82 F FA 90 X CU 73 0-2 ③ G1-3				C FA 90 F SL 83 B FA 89 B B B 4-2 35 SH1-4 BB		C FA 91 C FA 91 F SL 81 X FA 90 0-2 ① G6-3	2	0	0	0	2	0	1
35 Justin Verlander, R (1, 1) 34 Tim Byrdak, L (8, 1) 56 Fernando Rodney, R (8, 1) 20 Omar Infante, R (9, PH) OBP: 0.343, SLG: 0.368 59 Todd Jones, L (9, 1)		F FA 90 B FA 90 F FA 89 F SL 76 S SL 77 1-3 ② K			B FA 89 F CH 87 C FA 90 C CU 74 1-3 ① K		X 0-0 ② SH1-4 1-2		B FA 92 S SL 85 X FA 91 1-1 ② G5-3	2 0 0 1 0	0 0 0 0 0	0 0 0 0 0	0 0 0 0 0	0 0 0 0 0	2 0 0 0 0	3 0 0 1 0
Inning Stats	R: 0 E: 0 K: 1 S: 5 H: 0 LOB: 0 BB: 0 P: 9	R: 1 E: 0 K: 3 S: 20 H: 1 LOB: 3 BB: 2 P: 36	R: 0 E: 0 K: 0 S: 8 H: 0 LOB: 0 BB: 1 P: 16	R: 1 E: 0 K: 0 S: 8 H: 1 LOB: 0 BB: 0 P: 11	R: 0 E: 0 K: 2 S: 10 H: 0 LOB: 0 BB: 0 P: 16	R: 0 E: 0 K: 0 S: 8 H: 1 LOB: 1 BB: 0 P: 10	R: 0 E: 0 K: 0 S: 7 H: 0 LOB: 1 BB: 1 P: 14	R: 0 E: 0 K: 2 S: 15 H: 2 LOB: 2 BB: 0 P: 23	R: 0 E: 0 K: 1 S: 10 H: 1 LOB: 1 BB: 0 P: 13	1B: 4 2B: 1 3B: 0 HR: 1 SF: 0 SAC: 1 DP: 1 HBP: 1						

PITCHER		IP	WLS	BF	H	R	ER	SO	BB	IBB	HBP	BLK	WP	HR	S	P	ERA	WHIP
26 Kyle Davies, R ERA: 5.42	(1, 1)	6.1	L	25	3	2	2	6	3	0	1	0	0	0	60	101	2.84	0.947
Tyler Yates, R ERA: 3.34	(7, 1)	0.2		3	0	0	0	0	1	0	0	0	0	0	6	11	0.00	1.500
39 Rafael Soriano, R ERA: 3.03	(8, 1)	1.0		5	2	0	0	2	0	0	0	0	0	0	15	23	0.00	2.000
Bob Wickman, R ERA: 3.38	(9, 1)	1.0		4	1	0	0	1	0	0	0	0	0	0	10	13	0.00	1.000

PITCHER	IP	WLS	BF	H	R	ER	SO	BB	IBB	HBP	BLK	WP	HR	S	P	ERA	WHIP

Detroit Tigers @ Atlanta Braves

Turner Field, Atlanta, GA

Sat Jun 23 2007, 3:55 PM EDT

Att. 49,074 - Partly Cloudy - 95 F

TOP

livebaseballscorecards.com

AB	31
R	2
H	6
RBI	2
BB	4
SO	9
LOB	16

Batter	1	2	3	4	5	6	7	8	9	AB	R	H	RBI	BB	SO	LOB
Willie Harris, L (1, 7) OBP: 0.438, SLG: 0.500 23 Matt Diaz, R (8, PH) OBP: 0.362, SLG: 0.465 (9, 7)	C FA 94 C FA 94 C SL 82 0-3 ① K		X FA 93 0-0 1-1 S 1B		B FA 95 B FA 94 C FA 94 X FA 95 2-1 ② F7			B SL 80 S SL 80 X SL 80 1-1 2B		3 1	0 0	1 1	0 0	0 0	1 0	0 0
2 Kelly Johnson, L (1, 4) OBP: 0.375, SLG: 0.456	C FA 95 C FA 98 S 0-3 ② K		B FA 93 C FA 94 S FA 93 D SL 81 1 SAFE X CH 80 2-2 ② P5		B CH 83 F CH 83 S FA 97 S FA 98 1-3 ③ K			L SL 82 C FA 90 T FA 91 0-2 ① K		4	0	0	0	0	3	2
11 Edgar Renteria, R (1, 6) OBP: 0.390, SLG: 0.509	B FA 96 F FA 97 B CH 83 B CH 83 B FA 98 4-1 BB		F FA 95 F FA 95 1 SAFE B SL 83 1 SAFE S SL 83 2-3 ③ K 1-2			C FA 94 B CU 78 B CU 78 F FA 95 X FA 97 2-2 ① F9		C CH 78 B CH 88 B FA 89 F CH 88 F FA 90 F CH 80 X CH 78 2-2 ② G5-3		3	0	0	0	1	1	2
10 Chipper Jones, S (1, 5) OBP: 0.408, SLG: 0.611	B CH 80 1 SAFE F FA 96 F FA 95 C CU 81 1-3 ③ K			B CU 76 B FA 94 S FA 96 B FA 96 F FA 96 X FA 96 3-2 HR		C FA 97 F FA 98 B CH 86 C CH 84 1-3 ② K		X CH 79 0-0 ③ F7		4	1	1	1	0	2	2
16 Brian McCann, L (1, 2) OBP: 0.303, SLG: 0.395		B FA 92 B CH 80 B FA 94 C FA 93 S FA 95 F FA 95 X FA 95 3-2 ① G3-1		S FA 97 B FA 97 F CH 85 X CH 82 1-2 ① F7		C FA 98 X SI 82 0-1 ③ G4-3			C FA 91 C SL 87 C SL 88 0-3 ① K	4	0	0	0	0	1	0
7 Jeff Francoeur, R (1, 9) OBP: 0.323, SLG: 0.420		S FA 96 X FA 97 0-1 ② P6		S SI 80 B SL 81 B SL 82 C FA 98 X FA 98 2-2 1B			S CU 78 B FA 96 X CU 78 1-1 1B		B FC 89 C C FA 91 X FC 88 1-2 ② L3	4	0	2	0	0	0	0
Andruw Jones, R (1, 8) OBP: 0.299, SLG: 0.381		B FA 96 B FA 96 F FA 97 B B 4-1 BLK BB		F FA 96 B FA 97 F FA 96 B SI 84 X SI 83 2-2 ② F7			B FA 95 X FA 96 1-0 ① P4		B CU 72 S SL 87 B FC 88 F FC 89 B FA 92 B FA 91 4-2 BB	2	0	0	0	2	0	2
Scott Thorman, L (1, 3) OBP: 0.262, SLG: 0.422	B FA 95 1 SAFE 1 SAFE C FA 94 1 SAFE S FA 98 X SI 83 1-2 ③ G1-3 1-2			S FA 95 B FA 96 F FA 95 S CH 84 1-3 ③ K			S FA 95 B FA 96 S CH 83 S CH 81 1-3 ② K		B SL 88 F SL 88 F FC 89 B SL 90 X CU 73 2-2 ③ G5-3	4	0	0	0	0	2	4
26 Kyle Davies, R (1, 1) OBP: 0.261, SLG: 0.381 Tyler Yates, R (7, 1) Jarrod Saltalamacchia, S (7, PH) OBP: 0.355, SLG: 0.451 39 Rafael Soriano, R (8, 1) Bob Wickman, R (9, 1)			S FA 93 B FA 93 F FA 93 C CU 78 1-3 ① K		C FA 93 F FA 94 F SL 81 C CH 81 0-3 ① K		B FA 96 F FA 95 B FA 96 B CH 82 1 SAFE F FA 95 S FA 98 3-3 ③ K			2 0 1 0 0	0 0 0 0 0	0 0 0 0 0	0 0 0 0 0	0 0 0 0 0	2 0 1 0 0	0 0 1 0 0
Inning Stats	R: 0 E: 0 K: 3 S: 10 H: 0 LOB: 1 BB: 1 P: 15	R: 0 E: 0 K: 0 S: 10 H: 0 LOB: 1 BB: 1 P: 18	R: 0 E: 0 K: 2 S: 10 H: 1 LOB: 1 BB: 0 P: 15	R: 1 E: 0 K: 1 S: 15 H: 2 LOB: 1 BB: 0 P: 24	R: 0 E: 0 K: 2 S: 9 H: 0 LOB: 0 BB: 0 P: 12	R: 0 E: 0 K: 1 S: 8 H: 0 LOB: 0 BB: 0 P: 11	R: 0 E: 0 K: 2 S: 9 H: 1 LOB: 1 BB: 0 P: 15	R: 0 E: 0 K: 1 S: 11 H: 1 LOB: 1 BB: 0 P: 14	R: 0 E: 0 K: 1 S: 11 H: 0 LOB: 1 BB: 1 P: 18	1B: 3 2B: 1 3B: 0 HR: 1	SF: 0 SAC: 0 DP: 0 HBP: 0					WP: 0 PB: 0 SB: 1 CS: 0	PA: 35

PITCHER		IP	WLS	BF	H	R	ER	SO	BB	IBB	HBP	BLK	WP	HR	S	P	ERA	WHIP
35 Justin Verlander, R ERA: 2.78	(1, 1)	7.0	W	27	4	1	1	11	2	0	0	1	0	1	71	110	1.29	0.857
34 Tim Byrdak, L ERA: 3.38	(8, 1)	0.1	H	2	1	0	0	1	0	0	0	0	0	0	5	6	0.00	3.000
56 Fernando Rodney, R ERA: 5.4	(8, 1)	0.2	H	2	0	0	0	0	0	0	0	0	0	0	6	8	0.00	0.000
59 Todd Jones, R ERA: 5.46	(9, 1)	1.0	S	4	0	0	0	1	1	0	0	0	0	0	11	18	0.00	1.000

PITCHER	IP	WLS	BF	H	R	ER	SO	BB	IBB	HBP	BLK	WP	HR	S	P	ERA	WHIP

BOTTOM

Detroit Tigers @ Atlanta Braves

Turner Field, Atlanta, GA

Sat Jun 23 2007, 3:55 PM EDT
Att. 49,074 - Partly Cloudy - 95 F

livebaseballscorecards.com

AB	32
R	1
H	5
RBI	1
BB	3
SO	13
LOB	13

Detroit Tigers @ Atlanta Braves

Turner Field, Atlanta, GA

Sun Jun 24 2007, 8:05 PM EDT
Att. 34,181 - Partly Cloudy - 89 F

TOP

livebaseballscorecards.com

Batter	1	2	3	4	5	6	7	8	9	AB	R	H	RBI	BB	SO	LOB
20 Omar Infante, R (1, 8) OBP: 0.343, SLG: 0.367	C FA 84 B FA 86 X CH 75 1-1 P3 ①		X CH 76 0-0 F7 ③			0-0 14 HBP 3 1B 1B 2-3 K ③		B FA 91 X FA 91 1-0 G3 ③		3	1	1	0	0	0	0
28 Curtis Granderson, L (6, PH) OBP: 0.341, SLG: 0.551 (6, 8)										2	0	0	0	0	1	3
14 Placido Polanco, R (1, 4) OBP: 0.379, SLG: 0.418	B FA 86 C CH 76 B FA 86 F FA 86 B CH 76 F FA 86 X FA 85 3-2 P6 ②			C FA 94 B F F F F X 1-2 G4-3 ①		1 SAFE C FA 85 1 SAFE F FA 85 F FA 87 B FA 86 H FA 86 2-2 30 1B 3 1B 9 BB HBP 1-2	C FA 88 F FA 89 B FA 89 F SL 81 F FA 90 B SL 83 F FA 90 B SL 75 F FA 90 4-2 30 1B F9-2 BB		B FA 88 B FA 89 C FA 89 F FA 91 F FA 91 X FA 90 2-2 G4-3 ①	3	1	0	0	1	0	0
3 Gary Sheffield, R (1, 7) OBP: 0.400, SLG: 0.535	C CH 76 X CH 76 0-1 F8 ③			B FA 83 B FA 85 F CH 75 F FA 87 T FA 86 2-2 K ②		X CH 74 0-0 9 BB 30 1B 1B 1-2 2-H 1B	1 SAFE X SL 80 0-0 F7 ①		B SL 84 C FA 91 X SL 84 1-1 30 G4-6-3 1B	5	1	2	1	0	1	1
30 Magglio Ordonez, R (1, 9) OBP: 0.456, SLG: 0.648		C FA 83 X CH 74 0-1 F9 ①		B CH 74 T CH 75 F CH 76 F FA 86 C CH 74 1-3 K ③		X CH 76 0-0 9 BB 1B 1-2 2-3 1B	1 SAFE C SL 79 1 SAFE S SL 80 P PO 82 D SL 84 X FA 89 2-2 9 BB 1-3 1B		B FA 88 X FA 89 1-0 G4-6-3 ② ③ 1-2f	5	1	2	0	0	1	1
9 Carlos Guillen, S (1, 6) OBP: 0.393, SLG: 0.581		F FA 85 B FA 86 X FA 85 1-1 F8 ②			X FA 85 0-0 FC1-6-5 2B	S CH 74 D CH 74 B FA 86 B FA 86 B SL 87 4-1 E 1B 1-2 2-3 3-H BB	B FA 89 B FA 87 B FA 88 B FA 89 4-0 1-2 BB			2	0	1	1	2	0	0
Ivan Rodriguez, R (1, 2) OBP: 0.303, SLG: 0.453		C FA 84 X FA 85 0-1 33 FC6-4 1B			B FA 84 X CH 73 1-0 FC1-6-5 ① 2-3	X SL 74 0-0 E7 1-3 2-H 3-H 1B	F SL 82 F FA 88 D FA 90 X FA 89 1-2 F9-2 ② ③ 3-H			4	0	2	2	0	0	4
33 Marcus Thames, R (1, 3) OBP: 0.286, SLG: 0.457		T FA 85 X CH 76 0-1 FC6-4 ③ 1-2f			X CH 74 0-0 F8 ②	I IN 57 I IN 57 I IN 58 I IN 58 4-0 IBB		F FA 92 B FA 93 S SL 80 F FA 93 X SL 81 1-2 G4-3 ①		2	0	0	0	0	0	2
Sean Casey, L (6, PH) OBP: 0.347, SLG: 0.373 (6, 3)										1	0	0	0	1	0	0
15 Brandon Inge, R (1, 5) OBP: 0.352, SLG: 0.445			F FA 84 F FA 83 F FA 86 F CH 75 B FA 88 X CH 75 1-2 L5 ①		I IN 85 I I I 4-0 IBB	B SI 89 B SI 90 F FA 90 X FA 90 2-1 F9 ①		B CH 82 S CH 82 B FA 92 C CH 83 X FA 92 2-2 S SF7 2B		3	1	1	0	1	0	3
48 Andrew Miller, L (1, 1) Chad Durbin, R (7, 1)			B FA 85 S FA 84 B FA 86 S FA 85 C FA 86 2-3 K ②		S FA 85 B FA 85 B FA 85 B FA 84 C FA 84 S 3-3 K ③	S SI 89 S FA 90 S FA 90 0-3 K ②		F FA 92 S CH 84 B CH 82 B CU 80 X FA 91 2-2 SF7 ② 2-H		3	0	0	0	0	3	5
										0	0	0	1	0	0	0
Inning Stats	R: 0 E: 0 K: 0 S: 8 H: 0 LOB: 0 BB: 0 P: 12	R: 0 E: 0 K: 0 S: 8 H: 1 LOB: 1 BB: 0 P: 9	R: 0 E: 0 K: 1 S: 9 H: 0 LOB: 0 BB: 0 P: 12	R: 0 E: 0 K: 2 S: 13 H: 0 LOB: 0 BB: 0 P: 17	R: 0 E: 0 K: 1 S: 6 H: 1 LOB: 2 BB: 1 P: 14	R: 4 E: 1 K: 2 S: 18 H: 4 LOB: 3 BB: 2 P: 32	R: 0 E: 0 K: 0 S: 15 H: 1 LOB: 2 BB: 2 P: 25	R: 1 E: 0 K: 0 S: 11 H: 1 LOB: 0 BB: 0 P: 17	R: 0 E: 0 K: 0 S: 7 H: 1 LOB: 0 BB: 0 P: 11	1B: 7 2B: 3 3B: 0 HR: 0	SF: 1 SAC: 0 DP: 2 HBP: 1						

	AB	33
	R	5
	H	9
	RBI	5
	BB	5
	SO	6
	LOB	19

PITCHER		IP	WLS	BF	H	R	ER	SO	BB	IBB	HBP	BLK	WP	HR	S	P	ERA	WHIP
36 Chuck James, L ERA: 4.29	(1, 1)	5.0	L	23	5	4	4	4	1	1	1	0	0	0	51	77	7.20	1.200
58 Peter Moylan, R ERA: 2.27	(6, 1)	1.0		5	1	0	0	2	0	1	0	0	0	0	11	19	0.00	1.000
54 Chad Paronto, R ERA: 4.88	(7, 1)	1.0		5	1	0	0	0	2	0	0	0	0	0	15	25	0.00	3.000
49 Wilfredo Ledezma, L ERA: 4.78	(8, 1)	1.0		4	1	1	1	0	0	0	0	0	0	0	11	17	9.00	1.000
Oscar Villarreal, R ERA: 3.55	(9, 1)	1.0		3	1	0	0	0	0	0	0	0	0	0	7	11	0.00	1.000

PITCHER	IP	WLS	BF	H	R	ER	SO	BB	IBB	HBP	BLK	WP	HR	S	P	ERA	WHIP

Batter	1	2	3	4	5	6	7	8	9	AB	R	H	RBI	BB	SO	LOB
19 Yunel Escobar, R (1, 4) OBP: 0.312, SLG: 0.361	B FA 90 B FA 90 C FA 90 X FA 91 2-1 G4-3		B FA 92 B FA 90 B FA 90 B FA 91 4-0 11 S BB		C FA 92 B FA 89 X FA 89 1-1 L6		C FA 90 F SL 86 D SL 77 F SL 82 X CU 76 1-2 FC5-4 1-2f			3	0	0	0	1	0	2
23 Matt Diaz, R (1, 7) OBP: 0.359, SLG: 0.459	X FA 92 0-0 F8		B FA 91 C FA 91 1 SAFE F FA 92 X FA 93 1-2 F9			B CH 88 C CH 87 B FA 91 B FA 89 F FA 90 C FA 92 3-3 K		B FA 88 C FA 88 B CH 81 T FA 88 B SL 85 F FA 90 X FA 88 3-2 11 WP 1B		4	0	1	0	0	1	1
11 Edgar Renteria, R (1, 6) OBP: 0.385, SLG: 0.502	B FA 94 C FA 94 B CU 75 X FA 92 2-1 G4-3		C FA 92 B FA 93 1 SAFE F FA 93 1 SAFE F FA 92 1 SAFE B FA 95 X 2-2 G4-3 1-2			B FA 91 C FA 89 F CU 75 X FA 93 1-2 G4-3		B FA 89 B FA 88 C FA 89 F CH 82 X CU 75 2-2 F8 1-2		4	0	0	0	0	0	2
10 Chipper Jones, S (1, 5) OBP: 0.405, SLG: 0.604 4 Pete Orr, L (9, 5) OBP: 0.222, SLG: 0.212		B FA 89 X FA 90 1-0 F9		B X 1-0 F9		B CU 76 C FA 90 B FA 94 F FA 91 X FA 95 2-2 7 FC6-4 1B		X FA 89 0-0 G1-3		4 0	0 0	1 0	0 0	0 0	0 0	1 0
7 Jeff Francoeur, R (1, 9) OBP: 0.322, SLG: 0.418		C FA 88 B CU 77 F SL 77 B FA 93 F FA 93 B CH 86 X FA 93 3-2 FC6-4 1B		F FA 91 X CH 83 0-1 F8		B B X 2-0 FC6-4 1-2f		B SL 85 F CH 82 X CH 81 1-1 F8		4	0	1	0	0	0	2
Andruw Jones, R (1, 8) OBP: 0.302, SLG: 0.380		X FA 92 0-0 FC6-4 1B 1-2f		C FA 94 B FA 95 F FA 93 F FA 94 B FA 94 B FA 95 X FA 94 3-2 1B			B CH 88 B FA 90 C FA 89 B FA 90 B FA 90 4-1 2 BB		C SL 84 F SL 83 S CU 75 0-3 K	3	0	1	0	1	1	1
Jarrod Saltalamacchia, S (1, 2) OBP: 0.363, SLG: 0.453		X FA 94 0-0 1-2 1B		1 SAFE X FA 92 0-0 F7			C FA 88 B FA 89 1 SAFE B FA 90 T CH 80 S CH 81 2-3 K		B FA 88 S CH 81 B SL 84 X FA 88 2-1 G4-6-3 1B	4	0	2	0	0	1	2
Chris Woodward, R (1, 3) OBP: 0.221, SLG: 0.275		C FA 92 F FA 94 C FA 96 0-3 K			X FA 88 0-0 F8		D FA 90 C FA 89 F FA 89 S CU 76 1-3 K		C FA 88 X FA 88 0-1 G4-6-3 1-2f	4	0	0	0	0	2	4
36 Chuck James, L (1, 1) OBP: 0.208, SLG: 0.136 58 Peter Moylan, R (6, 1) 54 Chad Paronto, R (7, 1) 2 Kelly Johnson, L (7, PH) OBP: 0.377, SLG: 0.456 49 Wilfredo Ledezma, L (8, 1) Oscar Villarreal, L (9, 1)			C CH 88 B FA 90 F FA 89 B FA 92 F FA 90 X FA 90 2-2 G6-3		B CH 87 C CH 86 C CH 86 B FA 89 F CH 87 X CH 88 2-2 G6-3		B FA 89 B FA 88 C FA 89 S CH 81 B FA 90 F FA 90 F FA 89 B CH 82 4-2 19 FC5-4 1-2 BB			2 0 0 0 0 0 0	0 0 0 0 0 0 0	0 0 0 0 0 0 0	0 0 0 1 0 0 0	0 0 0 0 0 0 0	0 0 0 0 0 0 0	0 0 0 0 0 0 0
Inning Stats	R: 0 E: 0 K: 0 S: 5 H: 0 LOB: 0 BB: 0 P: 9	R: 0 E: 0 K: 1 S: 10 H: 2 LOB: 2 BB: 0 P: 14	R: 0 E: 0 K: 0 S: 11 H: 0 LOB: 1 BB: 1 P: 20	R: 0 E: 0 K: 0 S: 8 H: 1 LOB: 1 BB: 0 P: 12	R: 0 E: 0 K: 0 S: 7 H: 0 LOB: 0 BB: 0 P: 10	R: 0 E: 0 K: 1 S: 10 H: 1 LOB: 1 BB: 0 P: 18	R: 0 E: 0 K: 2 S: 15 H: 0 LOB: 2 BB: 2 P: 27	R: 0 E: 0 K: 0 S: 10 H: 1 LOB: 1 BB: 0 P: 16	R: 0 E: 0 K: 1 S: 7 H: 1 LOB: 0 BB: 0 P: 9	1B: 6 2B: 0 3B: 0 HR: 0 SF: 0 SAC: 0 DP: 1 HBP: 0						WP: 1 PB: 0 SB: 1 CS: 0 PA: 35

PITCHER	IP	WLS	BF	H	R	ER	SO	BB	IBB	HBP	BLK	WP	HR	S	P	ERA	WHIP
48 Andrew Miller, L (1, 1) ERA: 2.7	6.0	W	24	4	0	0	2	2	0	0	0	0	0	52	88	0.00	1.000
Chad Durbin, R (7, 1) ERA: 4.2	3.0	S	11	2	0	0	3	1	0	0	0	1	0	31	47	0.00	1.000

PITCHER	IP	WLS	BF	H	R	ER	SO	BB	IBB	HBP	BLK	WP	HR	S	P	ERA	WHIP

BOTTOM

Detroit Tigers @ Atlanta Braves

Turner Field, Atlanta, GA

Sun Jun 24 2007, 8:05 PM EDT

Att. 34,181 - Partly Cloudy - 89 F

livebaseballscorecards.com

AB	32
R	0
H	6
RBI	0
BB	3
SO	5
LOB	15

Batter	1	2	3	4	5	6	7	8	9	AB	R	H	RBI	BB	SO	LOB
0 Brandon Watson, L (1, 8) OBP: 0.316, SLG: 0.333	B FA 90 C FA 89 X FA 88 1-1 G3		F FA 91 B CH 81 S SL 87 S CH 83 1-3 K			X FA 88 0-0 G1-3	D FA 91 B FA 92 X FA 90 2-0 L5			4	0	0	0	0	1	3
Felipe Lopez, S (1, 6) OBP: 0.285, SLG: 0.340	C FA 89 B CH 82 B SL 86 X CH 83 2-1 G1-4-3			C SL 84 F CH 81 B FA 90 B SL 84 S FA 90 2-3 K		B FA 88 X FA 88 1-0 G6-3		F FA 92 B FA 95 X FA 93 1-1 21 S 1B		4	0	1	0	0	1	0
11 Ryan Zimmerman, R (1, 5) OBP: 0.299, SLG: 0.429	C FA 90 C FA 90 S SL 81 0-3 K			C CU 75 B FA 91 B FA 91 S SL 82 B CH 83 C FA 92 3-3 K		B FA 90 S SL 83 B SL 86 X CH 83 1-2 2B		C FA 94 B SL 82 S FA 94 F FA 94 C FA 94 1-3 K		4	0	1	0	0	3	1
21 Dmitri Young, S (1, 3) OBP: 0.392, SLG: 0.508		B FA 87 X FA 88 1-0 G4-1		S CH 82 F CH 82 X FA 91 0-2 1B		X FA 91 0-0 F7		1 SAFE B FA 95 B FA 93 S FA 94 F FA 93 B FA 95 S SL 83 3-3 K 1-2		4	0	1	0	0	1	2
25 Austin Kearns, R (1, 9) OBP: 0.329, SLG: 0.389		C SL 77 C FA 89 S CU 74 0-3 K		C FA 91 B SL 84 F FA 91 B FA 91 X SL 87 2-2 G5-3			B FA 88 X SL 85 1-0 1B 1B 1B	F FA 94 B FA 95 C FA 94 S FA 94 1-3 K		4	1	1	0	0	2	2
Ryan Church, L (1, 7) OBP: 0.351, SLG: 0.432		B SL 84 C CH 81 S SL 84 F FA 90 B CH 81 B SL 86 X FA 90 3-2 F7			X FA 88 0-0 G3-1		B FA 88 S CH 83 D SL 85 X CH 82 2-1 1B 1-3 1B		C SL 81 F FA 90 B FA 91 F SL 83 S FA 91 1-3 K	4	0	1	0	0	1	0
10 Ronnie Belliard, R (1, 4) OBP: 0.328, SLG: 0.376			X FA 88 0-0 2B		C FA 89 C FA 89 B SL 85 X FA 90 1-2 G5-3		C FA 90 F FA 90 F FA 92 S SL 80 0-3 K		B FA 89 C FA 90 X FA 90 1-1 L9	4	0	1	0	0	1	2
Brian Schneider, L (1, 2) OBP: 0.319, SLG: 0.345			X FA 89 0-0 G6-3		C FA 90 B CH 81 B CH 82 F CH 81 B SI 90 X FA 91 3-2 1B		X FA 91 0-0 1B 1-2 3-H		B SL 82 C FA 90 B SL 84 C SL 89 X FA 90 2-2 2B	4	0	3	1	0	0	1
57 Jason Bergmann, R (1, 1) OBP: 0.111, SLG: 0.111 Ryan Langerhans, L (5, PH) OBP: 0.297, SLG: 0.279 40 Billy Traber, L (5, 1) D'Angelo Jimenez, S (7, PH) OBP: 0.176, SLG: 0.067 Luis Ayala, R (7, 1) 49 Chris Schroder, R (8, 1) Tony Batista, R (9, PH) OBP: 0.263, SLG: 0.235			C FA 89 S SL 85 S SL 86 0-3 K		F FA 91 F SL 91 S CH 84 0-3 K		B FA 91 C CH 81 F FA 90 D SL 86 B CH 82 C FA 91 3-3 K		C FA 90 X FA 91 0-1 F9	1 1 0 1 0 0 1	0 0 0 0 0 0 0	0 0 0 0 0 0 0	0 0 0 0 0 0 0	0 0 0 0 0 0 0	1 1 0 1 0 0 1	1 1 0 2 0 0 1
Inning Stats	R: 0 E: 0 K: 1 S: 7 H: 0 LOB: 0 BB: 0 P: 10	R: 0 E: 0 K: 1 S: 8 H: 0 LOB: 0 BB: 0 P: 12	R: 0 E: 0 K: 2 S: 8 H: 1 LOB: 1 BB: 0 P: 9	R: 0 E: 0 K: 2 S: 12 H: 1 LOB: 1 BB: 0 P: 19	R: 0 E: 0 K: 1 S: 10 H: 1 LOB: 1 BB: 0 P: 14	R: 0 E: 0 K: 0 S: 6 H: 1 LOB: 1 BB: 0 P: 8	R: 1 E: 0 K: 2 S: 12 H: 3 LOB: 2 BB: 0 P: 20	R: 0 E: 0 K: 3 S: 12 H: 1 LOB: 1 BB: 0 P: 18	R: 0 E: 0 K: 1 S: 11 H: 1 LOB: 1 BB: 0 P: 15	1B: 6 2B: 3 3B: 0 HR: 0 SF: 0 SAC: 0 DP: 0 HBP: 0						WP: 0 PB: 0 SB: 1 CS: 0 PA: 36

TOP

Washington Nationals @ Atlanta Braves

Turner Field, Atlanta, GA

Mon Jun 25 2007, 7:05 PM EDT

Att. 25,375 - Cloudy - 74 F

livebaseballscorecards.com

AB	36
R	1
H	9
RBI	1
BB	0
SO	13
LOB	16

PITCHER		IP	WLS	BF	H	R	ER	SO	BB	IBB	HBP	BLK	WP	HR	S	P	ERA	WHIP
15 Tim Hudson, R ERA: 3.29	(1, 1)	7.0	W	28	7	1	1	9	0	0	0	0	0	0	63	92	1.29	1.000
39 Rafael Soriano, R ERA: 2.94	(8, 1)	1.0	H	4	1	0	0	3	0	0	0	0	0	0	12	18	0.00	1.000
Bob Wickman, R ERA: 3.24	(9, 1)	1.0	S	4	1	0	0	1	0	0	0	0	0	0	11	15	0.00	1.000

PITCHER	IP	WLS	BF	H	R	ER	SO	BB	IBB	HBP	BLK	WP	HR	S	P	ERA	WHIP

Batter	1	2	3	4	5	6	7	8	9	AB	R	H	RBI	BB	SO	LOB
Willie Harris, L (1, 7) OBP: 0.440, SLG: 0.500	B FA 86 C FA 87 B CH 81 B FA 88 C FA 88 X FA 88 3-2 11 CS 1B			C FA 86 B CH 73 F SL 83 X CH 75 1-2 11 FC4-6 1B		C FA 85 C CU 70 S CU 69 0-3 ① K		C FA 88 C SL 82 B FA 90 B SL 82 F FA 91 X FA 90 2-2 ① G6-3		4	0	2	0	0	1	0
11 Edgar Renteria, R (1, 6) OBP: 0.383, SLG: 0.502	1 SAFE B FA 88 B FA 88 C FA 89 F SL 83 F FA 89 T SL 84 2-2 ①② K 1-2			1 SAFE B SL 83 F FA 88 F FA 88 1 SAFE F CH 77 F FA 89 X SL 84 1-2 ① FC4-6 F8 10 16 1B 1B 1-2f		B FA 85 X FA 84 1-0 16 HR 2B		B FA 92 X SL 82 1-0 ② G6-3		4	2	1	0	0	1	2
10 Chipper Jones, S (1, 5) OBP: 0.407, SLG: 0.607 19 Yunel Escobar, R (8, PR) OBP: 0.312, SLG: 0.361 (9, 5)	C FA 89 S CH 76 F FA 90 X CH 77 0-2 ③ F7			B SL 84 B FA 88 C SL 84 X CH 75 2-1 16 1B 1-2 1B		B CH 74 X CU 67 1-0 ② F7		C FA 92 C CH 82 B SL 82 F FA 91 B CH 83 X FA 91 2-2 2B		4 0	0 0	2 0	0 0	0 0	0 0	1 0
Andruw Jones, R (1, 8) OBP: 0.301, SLG: 0.376		B CH 76 F SL 83 S SL 84 B SL 84 B FA 89 X SL 84 3-2 ① F8		B SL 84 F SL 83 B CU 75 F FA 89 X SL 86 2-2 ② F8 2-3		B CU 68 B CH 73 B CU 67 I IN 75 4-0 16 HR IBB		D SL 85 B FA 91 C FA 92 C SL 81 C SL 82 2-3 ③ K		3	1	0	0	1	1	3
16 Brian McCann, L (1, 2) OBP: 0.307, SLG: 0.413		B FA 88 C SL 83 X CH 76 1-1 ② F9		B CH 74 F FA 88 F CH 76 X FA 88 1-2 1-2 3-H 1B		B CU 68 D CU 66 C FA 84 X CU 69 2-1 1-H 2-H HR				3	1	2	4	0	0	0
7 Jeff Francoeur, R (1, 9) OBP: 0.319, SLG: 0.413		S FA 89 B SL 84 B CH 77 F FA 89 F FA 90 F FA 90 S CH 77 2-3 ③ K		B SL 84 F FA 88 T SL 84 S FA 88 1-3 ③ K		C FA 85 X CH 75 0-1 ③ G6-3				3	0	0	0	0	2	2
2 Kelly Johnson, L (1, 4) OBP: 0.373, SLG: 0.451			B FA 85 C CH 83 S FA 88 F CH 76 C SL 83 1-3 ① K		F FA 84 S CU 69 B CU 69 F CU 69 C FA 86 1-3 ① K		B CH 86 S CH 78 X SL 80 1-1 ① F9			3	0	0	0	0	2	0
Scott Thorman, L (1, 3) OBP: 0.259, SLG: 0.416			B FA 89 S CH 76 T FA 88 B SL 83 X FA 89 2-2 ② F8		C CU 69 S CU 69 B CU 70 B FA 86 S CU 69 2-3 ② K		B FA 88 F FA 86 X CH 80 1-1 ② G6-3			3	0	0	0	0	1	0
15 Tim Hudson, R (1, 1) OBP: 0.235, SLG: 0.250 4 Pete Orr, L (7, PH) OBP: 0.218, SLG: 0.208 39 Rafael Soriano, R (8, 1) Bob Wickman, R (9, 1)			C FA 89 S SL 84 B CH 77 F SL 85 B FA 89 F SL 85 X FA 90 2-2 ③ F9		B FA 84 X FA 84 1-0 ③ G4-3		S CH 81 B CH 77 B FA 88 B CH 84 X CH 79 3-1 ③ L4			2 1 0 0	0 0 0 0	0 0 0 0	0 0 0 0	0 0 0 0	0 0 0 0	0 0 0 0	0 0 0 0
Inning Stats	R: 0 E: 0 K: 1 S: 11 H: 1 LOB: 0 BB: 0 P: 16	R: 0 E: 0 K: 1 S: 10 H: 0 LOB: 0 BB: 0 P: 16	R: 0 E: 0 K: 1 S: 12 H: 0 LOB: 0 BB: 0 P: 17	R: 1 E: 0 K: 1 S: 19 H: 3 LOB: 2 BB: 0 P: 27	R: 0 E: 0 K: 2 S: 8 H: 0 LOB: 0 BB: 0 P: 12	R: 3 E: 0 K: 1 S: 9 H: 2 LOB: 0 BB: 1 P: 17	R: 0 E: 0 K: 0 S: 6 H: 0 LOB: 0 BB: 0 P: 11	R: 0 E: 0 K: 1 S: 12 H: 1 LOB: 1 BB: 0 P: 19		1B: 4 2B: 3 3B: 0 HR: 1 SF: 0 SAC: 0 DP: 1 HBP: 0				WP: 0 PB: 0 SB: 0 CS: 1 PA: 31		

PITCHER		IP	WLS	BF	H	R	ER	SO	BB	IBB	HBP	BLK	WP	HR	S	P	ERA	WHIP
57 Jason Bergmann, R ERA: 2.72	(1, 1)	4.0	L	15	4	1	1	4	0	0	0	0	0	0	52	76	2.25	1.000
40 Billy Traber, L ERA: 2.84	(5, 1)	2.0		9	2	3	3	3	0	1	0	0	0	1	17	29	13.50	1.000
Luis Ayala, R ERA:	(7, 1)	1.0		3	0	0	0	0	0	0	0	0	0	0	6	11	0.00	0.000
49 Chris Schroder, R ERA:	(8, 1)	1.0		4	1	0	0	1	0	0	0	0	0	0	12	19	0.00	1.000

PITCHER	IP	WLS	BF	H	R	ER	SO	BB	IBB	HBP	BLK	WP	HR	S	P	ERA	WHIP

BOTTOM

Washington Nationals @ Atlanta Braves

Turner Field, Atlanta, GA

Mon Jun 25 2007, 7:05 PM EDT

Att. 25,375 - Cloudy - 74 F

livebaseballscorecards.com

AB	30
R	4
H	7
RBI	4
BB	1
SO	8
LOB	8

Batter	1	2	3	4	5	6	7	8	9	AB	R	H	RBI	BB	SO	LOB
Ryan Langerhans, L (1, 8) OBP: 0.296, SLG: 0.286	B FA 88 C FA 88 B FA 88 S FA 89 C FA 90 2-3 ① K		X CU 74 0-0 G6-3 2-H 2B		S FA 90 S FA 91 C FA 92 0-3 ③ K			S X FA 95 0-1 ① F9		4	0	1	1	0	2	1
Felipe Lopez, S (1, 6) OBP: 0.284, SLG: 0.339	B FA 88 B FA 88 C FA 90 F FA 88 B FA 88 F X 3-2 11 1B 21 1B 1B		B FA 88 C CH 78 B SL 86 D CH 76 C FA 89 X FA 90 3-2 ② G6-3 2-3			C FA 86 C CH 77 C FA 91 0-3 ① K		C FA 95 X FA 95 0-1 ② P6		4	0	1	0	0	1	1
11 Ryan Zimmerman, R (1, 5) OBP: 0.298, SLG: 0.427	C CU 74 X FA 89 0-1 21 1B 1-2 1B		C FA 92 C FA 91 X FA 86 0-2 ③ F9			X FA 90 0-0 ② P4		S FA 94 B FA 95 F FA 95 X FA 95 1-2 ③ F9		4	0	1	0	0	0	1
21 Dmitri Young, S (1, 3) OBP: 0.397, SLG: 0.514	F FA 89 F CH 78 B FA 91 X FA 90 1-2 ② ③ 1-3 2-H 1B			C FA 87 X SL 86 0-1 ① F7 C FA 90 F SL 86 B FA 91 B SL 87 C FA 90 2-3 ② K		B FA 89 B FA 89 B FA 86 C FA 87 B FA 88 4-1 BB			C X FA 92 0-1 2B	3	1	2	0	1	0	0
25 Austin Kearns, R (1, 9) OBP: 0.325, SLG: 0.383		B B F B F X 3-2 ① G4-3		B SL 86 B CH 77 C FA 87 F SL 86 F FA 90 S FA 90 2-3 ③ K		C FA 91 D SL 81 B FA 88 T FA 90 F FA 91 B FA 92 X FA 90 3-2 ③ F9			B FA 90 C SI 89 C SL 74 B FA 92 F SL 75 C SL 76 2-3 ① K	4	0	0	0	0	2	2
Ryan Church, L (1, 7) OBP: 0.349, SLG: 0.433		B C B S C 2-3 ② K					X FA 87 0-0 ① F9		C SI 89 B SL 73 B CU 74 X FA 91 2-1 10 1B 2-H 2B	4	0	1	1	0	2	0
10 Ronnie Belliard, R (1, 4) OBP: 0.327, SLG: 0.373		X 0-0 ③ F7			B B FA 88 X FA 86 2-0 ① P4		B CU 72 C CU 70 X FA 89 1-1 ② F9		B FA 91 B FA 91 C SI 90 F FA 91 X SL 75 2-2 DI 2-3 1B	4	0	1	0	0	0	0
Brian Schneider, L (1, 2) OBP: 0.318, SLG: 0.344			C FA 86 S SL 87 B CH 76 F FA 91 X FA 92 1-2 SH5-4 2B 1B		B FA 87 X SL 84 1-0 E3 SH2-4		S FA 88 X FA 90 0-1 E7		S CH 84 B FA 89 F FA 89 B SL 81 T FA 89 2-2 ② K	4	1	1	0	0	1	2
Mike Bacsik, L (1, 1) OBP: 0.125, SLG: 0.125 Tony Batista, R (7, PH) OBP: 0.256, SLG: 0.229 49 Chris Schroder, R (7, 1) 34 Ray King, L (8, 1) D'Angelo Jimenez, S (9, PH) OBP: 0.167, SLG: 0.063			B X FA 87 1-0 ① SH5-4 1-2		B FA 86 D FA 87 X FA 88 2-0 ② SH2-4 1-2		F FA 89 X CH 78 0-1 ③ P2		B FA 88 B SL 80 B FA 88 C SL 89 X SL 88 3-1 ③ F7 1-2	0 1 0 0 1	0 0 0 0 0	0 0 0 0 0	0 0 0 0 0	0 0 0 0 0	0 0 0 0 0	0 1 0 0 2
Inning Stats	R: 0 E: 0 K: 1 S: 12 H: 3 LOB: 2 BB: 0 P: 18	R: 0 E: 0 K: 1 S: 7 H: 0 LOB: 0 BB: 0 P: 12	R: 1 E: 0 K: 0 S: 12 H: 2 LOB: 1 BB: 0 P: 17	R: 0 E: 0 K: 2 S: 9 H: 0 LOB: 0 BB: 0 P: 13	R: 0 E: 1 K: 1 S: 6 H: 0 LOB: 1 BB: 0 P: 11	R: 0 E: 0 K: 1 S: 9 H: 0 LOB: 1 BB: 1 P: 16	R: 0 E: 1 K: 0 S: 7 H: 0 LOB: 1 BB: 0 P: 8	R: 0 E: 0 K: 0 S: 7 H: 0 LOB: 0 BB: 0 P: 8	R: 1 E: 0 K: 2 S: 16 H: 3 LOB: 2 BB: 0 P: 27	1B: 5 2B: 3 3B: 0 HR: 0 SF: 0 SAC: 2 DP: 0 HBP: 0						WP: 0 PB: 0 SB: 0 CS: 0 PA: 36

PITCHER	IP	WLS	BF	H	R	ER	SO	BB	IBB	HBP	BLK	WP	HR	S	P	ERA	WHIP
38 Buddy Carlyle, R (1, 1) ERA: 5.14	7.0	W	27	5	1	1	6	1	0	0	0	0	0	62	95	1.29	0.857
Tyler Yates, R (8, 1) ERA: 3.24	1.0		3	0	0	0	0	0	0	0	0	0	0	7	8	0.00	0.000
58 Peter Moylan, R (9, 1) ERA: 2.48	0.1		4	3	1	1	1	0	0	0	0	0	0	11	17	27.00	9.000
Bob Wickman, R (9, 1) ERA: 3.16	0.2	S	2	0	0	0	1	0	0	0	0	0	0	5	10	0.00	0.000

PITCHER	IP	WLS	BF	H	R	ER	SO	BB	IBB	HBP	BLK	WP	HR	S	P	ERA	WHIP

TOP

Washington Nationals @ Atlanta Braves

Turner Field, Atlanta, GA

Tue Jun 26 2007, 7:35 PM EDT
Att. 22,508 - Partly Cloudy - 89 F

livebaseballscorecards.com

AB	33
R	2
H	8
RBI	2
BB	1
SO	8
LOB	10

BOTTOM

Washington Nationals @ Atlanta Braves

Turner Field, Atlanta, GA

Tue Jun 26 2007, 7:35 PM EDT
Att. 22,508 - Partly Cloudy - 89 F

livebaseballscorecards.com

Batter	1	2	3	4	5	6	7	8	9	AB	R	H	RBI	BB	SO	LOB
19 Yunel Escobar, R (1, 4) OBP: 0.317, SLG: 0.364	C X 0-1 ① G6-3		B CH 84 X CH 78 1-0 ② F9		F CH 84 X CH 74 0-1 11 1B HR 1B		B SL 80 C FA 88 F SL 80 B SL 84 F FA 89 B FA 91 F FA 90 F FA 89 F FA 90 3-2 X FA 90 S 1B	C SL 82 D FA 84 B FA 89 D FA 84 F FA 89 X SL 83 3-2 ③ L6		5	1	2	0	0	0	2
11 Edgar Renteria, R (1, 6) OBP: 0.382, SLG: 0.498	C C F X 0-2 ② F8		S CH 85 X CH 79 0-1 E6		B CH 78 1 SAFE X CH 78 1-0 1-2 HR 1B		C FA 90 S SL 80 B SL 85 S FA 91 1-3 ① K			4	1	1	0	0	1	1
10 Chipper Jones, S (1, 5) OBP: 0.404, SLG: 0.598	B B F X 2-1 ③ G5-3		B CH 78 C CH 84 B CH 84 B CH 84 F CH 84 F CH 78 B CH 78 4-2 BB		B CH 84 C CH 84 B CH 83 F CH 77 F CH 84 F CH 74 X CH 79 2-2 ② L7		B FA 89 B CH 82 B FA 91 C FA 90 X FA 90 3-1 ② P5			3	0	0	0	1	0	3
Andruw Jones, R (1, 8) OBP: 0.300, SLG: 0.385		C CH 83 B CH 78 B CH 78 S CH 84 B CH 74 X CH 78 3-2 ① P2	C CH 72 S CH 79 B CH 78 B CH 85 B CH 78 X CH 78 3-2 ③ F7		B CH 73 B CH 84 F CH 78 B CH 80 X CH 79 3-1 1-H 2-H HR		S FA 90 F SL 81 B FA 89 S SL 82 1-3 ③ K 1-2			4	1	1	3	0	1	3
7 Jeff Francoeur, R (1, 9) OBP: 0.318, SLG: 0.411		F CH 79 F FA 86 B CH 84 X CH 73 1-2 ② L5		X CH 82 0-0 16 CS 1B	X CH 78 0-0 ③ G4-3			B SL 81 C FA 89 C FA 89 X FA 90 1-2 ① G3-1		4	0	1	0	0	0	0
16 Brian McCann, L (1, 2) OBP: 0.315, SLG: 0.423		X CH 84 0-0 1B		B CH 83 B CH 74 B CH 83 C CH 84 F CH 83 S CH 74 3-3 ① ② K 1-2		X 0-0 1B		B C FA 89 F CH 81 F SL 79 X FA 90 1-2 FC4-6 1B 2B		4	1	3	0	0	1	1
23 Matt Diaz, R (1, 7) OBP: 0.357, SLG: 0.451 Willie Harris, L (9, 7) OBP: 0.440, SLG: 0.500		S CH 84 F CH 79 F CH 83 X CH 73 0-2 ③ F9		L CH 78 B CH 85 F CH 85 X CH 84 1-2 ③ G5-3		B CH 81 X CH 81 1-0 ① F8		C FA 90 C FA 90 B SL 84 H FA 90 2-2 FC4-6 HBP		3 0	0 0	0 0	0 0	0 0	0 0	2 0
Jarrod Saltalamacchia, S (1, 3) OBP: 0.369, SLG: 0.532			B CH 76 F CH 83 B CH 78 S CH 78 X CH 73 2-2 HR		X CH 83 0-0 HR		B CH 77 B CH 78 B CH 78 C CH 82 X CH 79 3-1 ② F7	X FA 88 0-0 ② FC4-6 1B 1-2f 2-3		4	2	2	2	0	0	3
38 Buddy Carlyle, L (1, 1) Tyler Yates, R (8, 1) Chris Woodward, R (8, PH) OBP: 0.229, SLG: 0.283 58 Peter Moylan, R (9, 1) Bob Wickman, R (9, 1)			B CH 85 C CH 84 C CH 85 X CH 72 1-2 ① G1-4-3		B CH 83 C CH 84 X CH 74 1-1 ① G1-3		D CH 73 C CH 82 B CH 73 F CH 82 X CH 73 2-2 ③ F7	B FA 88 D SL 82 X FA 88 2-0 1-2 3-H 1B		3 0 1 0 0	0 0 0 0 0	0 0 1 0 0	0 0 1 0 0	0 0 0 0 0	1 0 0 0 0
Inning Stats	R: 0 E: 0 K: 0 S: 8 H: 0 LOB: 0 BB: 0 P: 10	R: 0 E: 0 K: 0 S: 11 H: 1 LOB: 1 BB: 0 P: 15	R: 1 E: 1 K: 0 S: 15 H: 1 LOB: 2 BB: 1 P: 26	R: 0 E: 0 K: 1 S: 7 H: 1 LOB: 0 BB: 0 P: 11	R: 4 E: 0 K: 0 S: 14 H: 4 LOB: 0 BB: 0 P: 21	R: 0 E: 0 K: 0 S: 7 H: 1 LOB: 1 BB: 0 P: 13	R: 0 E: 0 K: 2 S: 15 H: 1 LOB: 1 BB: 0 P: 23	R: 1 E: 0 K: 0 S: 14 H: 2 LOB: 2 BB: 0 P: 23		1B: 7 2B: 2 3B: 0 HR: 3 SF: 0 SAC: 0 DP: 1 HBP: 1						

AB	35
R	6
H	11
RBI	6
BB	1
SO	3
LOB	16

WP: 0 PB: 0 SB: 1 CS: 1 PA: 37

PITCHER		IP	WLS	BF	H	R	ER	SO	BB	IBB	HBP	BLK	WP	HR	S	P	ERA	WHIP
Mike Bacsik, L ERA: 5.08	(1, 1)	6.0	L	27	8	5	5	1	1	0	0	0	0	3	62	96	7.50	1.500
49 Chris Schroder, R ERA: 2.7	(7, 1)	1.1		7	2	1	1	2	0	0	1	0	0	0	24	36	6.75	1.500
34 Ray King, L ERA: 6.16	(8, 1)	0.2		3	1	0	0	0	0	0	0	0	0	0	5	10	0.00	1.500

PITCHER	IP	WLS	BF	H	R	ER	SO	BB	IBB	HBP	BLK	WP	HR	S	P	ERA	WHIP

Batter	1	2	3	4	5	6	7	8	9	AB	R	H	RBI	BB	SO	LOB
Ryan Langerhans, L (1, 8) OBP: 0.288, SLG: 0.277	B CU 77 S FA 92 F FA 93 B SL 88 S SL 78 2-3 ① K		C FA 93 C FA 92 B SL 80 B FA 93 S SL 78 2-3 ① K		B FA 91 F SL 83 S CU 75 B CU 75 X FA 91 2-2 ② G3 1-2		C CH 81 B CH 83 C FA 91 C FA 90 1-3 ③ K			4	0	0	0	0	3	1
Felipe Lopez, S (1, 6) OBP: 0.287, SLG: 0.339	B CH 82 F CH 80 C SL 79 F FA 94 X FA 94 1-2 21 WP 1B		C CH 82 B CH 83 B CH 82 C SL 87 B SL 76 S SL 85 3-3 ② K		B SL 84 B SL 85 B FA 92 B FA 90 4-0 BB			C FA 91 C FA 91 B FA 92 S CH 83 1-3 ① K		3	0	1	0	1	2	0
11 Ryan Zimmerman, R (1, 5) OBP: 0.296, SLG: 0.423 Tony Batista, R (8, PH) OBP: 0.250, SLG: 0.222 (8, 3)	B FA 93 1 SAFE 1 SAFE 1 SAFE C FA 93 X FA 94 1-1 ② F8		F CH 80 F CH 81 X FA 92 0-2 ③ F8		C SL 87 B FA 92 S SL 87 S SL 88 1-3 ③ K			C CH 81 S CH 82 B CH 82 B FA 92 X FA 91 2-2 ② F9		3 1	0 0	0 0	0 0	0 0	1 0	3 0
21 Dmitri Young, S (1, 3) OBP: 0.391, SLG: 0.506 Jon Rauch, R (8, 1)	D 1 SAFE F CH 82 B FA 87 B SL 89 X CU 78 3-1 ③ G3-1 1-2			F SL 88 X SL 88 0-1 ① F7		F FA 89 B FA 86 X CH 84 1-1 ① G1-6-3		F CH 91 X SL 82 0-1 ③ G6-3		4 0	0 0	0 0	0 0	0 0	0 0	1 0
25 Austin Kearns, R (1, 9) OBP: 0.326, SLG: 0.384 Robert Fick, L (6, PH) OBP: 0.302, SLG: 0.259 (6, 9)		S FA 92 B FA 91 B SL 89 S SL 88 F FA 92 F CU 77 X SL 88 2-2 10 1B 1B		C FA 90 B FA 92 B FA 92 F FA 91 C SL 87 2-3 ② K		X FA 90 0-0 ② F8		C FA 88 X SL 84 0-1 G5-4-3 1B		2 2	0 0	1 1	0 0	0 0	1 0	0 0
Ryan Church, L (1, 7) OBP: 0.352, SLG: 0.438		B CH 82 B FA 92 S SL 88 B FA 92 F FA 92 F SL 87 X SL 88 3-2 ① P5		F CH 84 B SL 87 B SL 89 B FA 91 C CH 82 X CU 76 3-2 1B		B FA 90 F CH 85 B CH 84 C FA 84 X FA 90 2-2 2B		B FA 88 F FA 89 F SL 85 X FA 88 1-2 ①② G5-4-3 1-2f		4	0	2	0	0	0	2
10 Ronnie Belliard, R (1, 4) OBP: 0.330, SLG: 0.381		X SL 88 0-0 1-2 1B		S SL 86 B SL 87 C FA 91 1 SAFE F SL 78 B FA 91 S SL 86 2-3 ③ K		B SL 84 B SI 87 C FA 88 S SL 86 X SL 86 2-2 ③ G6-3		F SL 82 B SL 82 X FA 90 1-1 2B		4	0	2	0	0	1	2
Brian Schneider, L (1, 2) OBP: 0.314, SLG: 0.339 52 Saul Rivera, S (7, 1) D'Angelo Jimenez, S (8, 5) OBP: 0.158, SLG: 0.059		X FA 92 0-0 ② F7			C SL 84 S CU 75 B CU 75 X FA 91 1-2 ① G3-1		B FA 90 C CH 83 B CH 83 S FA 90 X SL 84 2-2 ① F9		B FA 88 C FA 88 C FA 90 B FA 91 B SL 84 X FA 90 3-2 ③ G4-3	3 0 1	0 0 0	0 0 0	0 0 0	0 0 0	0 0 0	2 0 1
59 Micah Bowie, L (1, 1) OBP: 0.091, SLG: 0.091 Luis Ayala, R (4, 1) Nook Logan, S (5, PH) OBP: 0.256, SLG: 0.302 40 Billy Traber, L (5, 1) 3 Jesus Flores, R (7, PH) OBP: 0.309, SLG: 0.271 (7, 2)		C FA 92 S SL 86 T CU 77 0-2 ③ K			B FA 91 X FA 92 1-0 G3 1B		C FA 90 X FA 86 0-1 ② G5-3			1 0 1 0 1	0 0 0 0 0	0 0 1 0 0	0 0 0 0 0	0 0 0 0 0	1 0 0 0 0	2 0 0 0 0
Inning Stats	R: 0 E: 0 K: 1 S: 11 H: 1 LOB: 1 BB: 0 P: 18	R: 0 E: 0 K: 1 S: 14 H: 2 LOB: 2 BB: 0 P: 19	R: 0 E: 0 K: 2 S: 9 H: 0 LOB: 0 BB: 0 P: 14	R: 0 E: 0 K: 2 S: 12 H: 1 LOB: 1 BB: 0 P: 19	R: 0 E: 0 K: 1 S: 10 H: 1 LOB: 2 BB: 1 P: 19	R: 0 E: 0 K: 0 S: 9 H: 1 LOB: 1 BB: 0 P: 14	R: 0 E: 0 K: 1 S: 8 H: 0 LOB: 0 BB: 0 P: 11	R: 0 E: 0 K: 1 S: 8 H: 0 LOB: 0 BB: 0 P: 11	R: 0 E: 0 K: 0 S: 10 H: 2 LOB: 1 BB: 0 P: 15	1B: 6 2B: 3 3B: 0 HR: 0 SF: 0 SAC: 0 DP: 1 HBP: 0						

PITCHER		IP	WLS	BF	H	R	ER	SO	BB	IBB	HBP	BLK	WP	HR	S	P	ERA	WHIP
29 John Smoltz, R ERA: 2.98	(1, 1)	5.0	W	21	5	0	0	7	1	0	0	0	1	0	56	89	0.00	1.200
Oscar Villarreal, R ERA: 3.38	(6, 1)	2.0		7	1	0	0	1	0	0	0	0	0	0	17	25	0.00	0.500
49 Wilfredo Ledezma, L ERA: 4.66	(8, 1)	1.0		3	0	0	0	1	0	0	0	0	0	0	8	11	0.00	0.000
54 Chad Paronto, R ERA: 4.71	(9, 1)	1.0		4	2	0	0	0	0	0	0	0	0	0	10	15	0.00	2.000

PITCHER	IP	WLS	BF	H	R	ER	SO	BB	IBB	HBP	BLK	WP	HR	S	P	ERA	WHIP

TOP

Washington Nationals @ Atlanta Braves

Turner Field, Atlanta, GA

Wed Jun 27 2007, 7:35 PM EDT

Att. 29,144 - Clear - 89 F

livebaseballscorecards.com

AB	34
R	0
H	8
RBI	0
BB	1
SO	9
LOB	14

WP: 1 PA: 35
PB: 0
SB: 0
CS: 0

Batter	1	2	3	4	5	6	7	8	9	AB	R	H	RBI	BB	SO	LOB
19 Yunel Escobar, R (1, 4) OBP: 0.345, SLG: 0.415 (6, 6)	B CH 82 B CH 83 F FA 85 F FA 86 X CH 76 2-2 11 G6-3 10 1B 2B		X FA 85 0-0 11 1B 10 1B 2B	F CH 76 B CH 77 B CH 75 X CH 73 2-1 11 1B 10 1B 2-3 1B	C CH 76 X CU 69 0-1 11 1B 10 FC5-4 1-2 3-H 1B	D CH 77 B FA 85 B CH 74 C FA 83 F FA 82 X CH 75 3-2 ③ G5-3			5	4	4	1	0	0	1
11 Edgar Renteria, R (1, 6) OBP: 0.386, SLG: 0.502 Willie Harris, L (6, 8) OBP: 0.437, SLG: 0.496	C FA 86 X CH 79 0-1 ① G6-3 2-3		S FA 87 F CH 76 F FA 88 B FA 88 F FA 88 F FA 89 B CH 77 B FA 89 X FA 88 3-2 7 S 10 1B 7 SF7 2-3 1B	F FA 85 X CH 81 0-1 10 1B 1B 1-3 3-H 1B	B FA 84 X FA 85 1-0 10 FC5-4 1-3 2-H 1B		C X 0-1 ① P5		4 1	2 0	3 0	2 0	0 0	0 0	1 0
10 Chipper Jones, S (1, 5) OBP: 0.410, SLG: 0.601 Chris Woodward, R (5, PR) OBP: 0.237, SLG: 0.301 (6, 5)	X CH 77 0-0 G6-4-3 3-H 1B		B FA 88 B CH 79 X CH 76 2-0 16 1B 1-2 3-H 1B	B CH 86 D CH 82 F CH 78 D CH 80 X CH 77 3-1 7 1B 1B 1-3 3-H 1B	X CH 76 0-0 ② FC5-4 1-2f 3-H		S B F B FA 89 X SL 83 2-2 36 G1-3 7 1B 2B		4 1	1 1	3 1	4 0	0 0	0 0	2 0
Andruw Jones, R (1, 8) OBP: 0.300, SLG: 0.383 Oscar Villarreal, L (6, 1) 36 Chuck James, L (7, PH) OBP: 0.200, SLG: 0.130 49 Wilfredo Ledezma, L (8, 1) 54 Chad Paronto, R (9, 1)	C FA 87 B CH 75 B FA 88 X CH 79 2-1 ②③ G6-4-3 1-2f		X FA 86 0-0 ① B2	B SL 78 F SL 73 X FA 86 1-1 7 1B 1-2 3-H 1B	F CH 74 F CH 75 B FA 84 D CU 70 T CH 74 2-2 ③ K		F FA 88 X FA 89 0-1 ② G1-3 2-3		4 0 1 0 0	0 0 0 0 0	1 0 0 0 0	1 0 0 0 0	0 0 0 0 0	1 0 1 0 0	5 0 1 0 0
7 Jeff Francoeur, R (1, 9) OBP: 0.325, SLG: 0.417		S FA 85 B FA 86 F CH 75 B FA 87 B FA 88 B FA 87 4-2 23 F9 1B BB	B CH 80 X CH 78 1-0 ② SF7 2-H	B SL 78 S CH 80 X FA 86 1-1 16 G5-4-3 1-2 2-H 1B		F CH 75 B FA 85 F CH 76 F FA 84 B CU 69 X CH 74 2-2 16 HR 1B	B FA 89 X FA 90 1-0 3-H 1B			3	1	3	3	1	0	0
16 Brian McCann, L (1, 2) OBP: 0.317, SLG: 0.437 Scott Thorman, L (7, 3) OBP: 0.258, SLG: 0.414		S FA 87 S FA 87 B SL 80 B FA 87 C FA 87 2-3 ① K	F CH 77 B FA 88 F CH 76 B FA 88 X FA 89 2-2 1-2 1B	C CH 81 C FA 86 X FA 86 0-2 ②③ G5-4-3 1-2f		F FA 86 B CU 69 F FA 85 B FA 85 F FA 85 B CU 68 X FA 84 3-2 1-H HR	C FC 89 F CH 83 X SL 88 0-2 ③ P2			4 1	1 0	2 0	2 0	0 0	1 0	3 1
23 Matt Diaz, R (1, 7) OBP: 0.364, SLG: 0.461		1 SAFE S FA 87 B FA 86 S FA 86 B FA 88 F FA 88 X CH 77 2-2 1-2 1B	B FA 88 C FA 88 F FA 88 B FA 88 F FA 88 S FA 88 2-3 ③ K		S CH 74 B FA 83 F FA 84 X FA 85 1-2 29 1B 19 1B 2B	F FA 84 C FA 84 B FA 84 S FA 85 1-3 ① K		F FA 91 X SL 81 0-1 G4-6-3 1B	5	1	3	0	0	2	2
Jarrod Saltalamacchia, S (1, 3) OBP: 0.371, SLG: 0.518 (7, 2)		B CH 79 B CH 75 B CH 75 X FA 87 3-0 ② F9 2-3		B CH 81 B FA 84 B CH 75 B FA 85 4-0 19 1B 29 SH3-4 11 1B BB	B CH 74 C FA 84 S CH 74 S CH 76 1-3 ① K	B FA 85 F CH 74 X CH 77 1-1 4 G4-3 1B		B FA 88 X CH 83 1-0 ①② G4-6-3 1-2f	4	1	1	0	1	1	4
29 John Smoltz, R (1, 1) OBP: 0.120, SLG: 0.160 4 Pete Orr, L (5, PR) OBP: 0.211, SLG: 0.200 (6, 4)		C CH 75 B CU 75 B CH 75 S FA 87 B CH 75 X FA 84 3-2 ③ F9		L CH 83 B FA 85 1 SAFE X FA 83 1-1 ① SH3-4 1-2	S CH 74 C CU 66 B FA 84 D CH 73 X FA 85 2-2 19 1B 11 1B 2-3 1B	X CU 67 0-0 ② G4-3 1-2		T FA 90 S FA 91 F FA 91 B SL 76 F FA 91 F CU 76 T FA 91 1-2 ③ K	2 2	0 1	1 0	0 0	0 1	0 1	2 1
Inning Stats	R: 1 E: 0 K: 0 S: 8 H: 2 LOB: 0 BB: 0 P: 12	R: 0 E: 0 K: 1 S: 13 H: 1 LOB: 2 BB: 1 P: 27	R: 2 E: 0 K: 1 S: 17 H: 4 LOB: 2 BB: 0 P: 27	R: 4 E: 0 K: 0 S: 15 H: 5 LOB: 1 BB: 1 P: 27	R: 3 E: 0 K: 2 S: 16 H: 4 LOB: 2 BB: 0 P: 23	R: 2 E: 0 K: 1 S: 17 H: 3 LOB: 1 BB: 0 P: 27	R: 1 E: 0 K: 0 S: 11 H: 2 LOB: 1 BB: 0 P: 14	R: 0 E: 0 K: 1 S: 10 H: 1 LOB: 0 BB: 0 P: 12		1B: 17 2B: 4 3B: 0 HR: 1 SF: 1 SAC: 1 DP: 3 HBP: 0						

PITCHER	IP	WLS	BF	H	R	ER	SO	BB	IBB	HBP	BLK	WP	HR	S	P	ERA	WHIP
59 Micah Bowie, L (1, 1) ERA: 4.39	3.1	L	20	9	6	6	2	2	0	0	0	0	0	44	79	16.20	3.300
Luis Ayala, R (4, 1) ERA: 3.86	0.2		4	3	1	1	0	0	0	0	0	0	0	9	14	13.50	4.500
40 Billy Traber, L (5, 1) ERA: 4.71	2.0		13	7	5	5	3	0	0	0	0	0	1	33	50	22.50	3.500
52 Saul Rivera, R (7, 1) ERA: 3.71	1.0		5	2	1	1	0	0	0	0	0	0	0	11	14	9.00	2.000
Jon Rauch, R (8, 1) ERA: 4.17	1.0		3	1	0	0	1	0	0	0	0	0	0	10	12	0.00	1.000

PITCHER	IP	WLS	BF	H	R	ER	SO	BB	IBB	HBP	BLK	WP	HR	S	P	ERA	WHIP

BOTTOM

Washington Nationals @ Atlanta Braves

Turner Field, Atlanta, GA

Wed Jun 27 2007, 7:35 PM EDT

Att. 29,144 - Clear - 89 F

livebaseballscorecards.com

AB	41
R	13
H	22
RBI	13
BB	2
SO	6
LOB	23

WP: 0 PA: 45
PB: 0
SB: 1
CS: 0

Atlanta Braves @ Florida Marlins

Dolphin Stadium, Miami, FL

Fri Jun 29 2007, 7:05 PM EDT

Att. 17,181 - Cloudy - 82 F

TOP

livebaseballscorecards.com

Batter	1	2	3	4	5	6	7	8	9	AB	R	H	RBI	BB	SO	LOB
Willie Harris, L (1, 7) OBP: 0.438, SLG: 0.489 23 Matt Diaz, R (6, PH) OBP: 0.360, SLG: 0.461 (6, 7)	P6	BB		K	WP 10 1B BB	SF8 3-H		SF9 2-3 3-H		2 0	0 0	0 0	0 0	2 2	1 0	0 0
11 Edgar Renteria, R (1, 6) OBP: 0.388, SLG: 0.498 19 Yunel Escobar, R (8, PR) OBP: 0.345, SLG: 0.415 (8, 6)	10 BB 1B	L9		10 S BB	K	G4-3		10 3B 1-2 BB		4 0	0 1	1 0	0 0	2 0	1 0	6 0
10 Chipper Jones, S (1, 5) OBP: 0.420, SLG: 0.611 Chris Woodward, R (8, PR) OBP: 0.237, SLG: 0.301 (8, 5)	SAFE 1-2 BB	16 G3-1 7 SF8 BB		1-2 IBB	1-2 2-H WP 1B	G5-3		1-H 2-H 3-H 3B		3 0	1 0	2 0	4 0	3 0	0 0	0 0
Andruw Jones, R (1, 8) OBP: 0.300, SLG: 0.380	K	SAFE 7 SF8 16 G3-1 2 1B 1-2 1B	K	1-2 2-3 BB	K	K	1-3	F7		5	1	1	0	1	3	6
16 Brian McCann, L (1, 2) OBP: 0.310, SLG: 0.426	K	G3-1 1-2 2-3	K	K		K	1-3	F7		6	0	0	0	0	4	7
7 Jeff Francoeur, R (1, 9) OBP: 0.331, SLG: 0.426		36 SH5-4 2 1B 1B	SF8 2-3 3-H	2 1B 2B 1B	E 2 BB 1B			HBP 23 SF9 2B	F8	5	3	4	1	0	0	0
2 Kelly Johnson, L (1, 4) OBP: 0.382, SLG: 0.455	SAFE 36 SH5-4 1-2 1B	3-H 1B	2B 1-3 1B	36 1B E 23 SF8 1-2 BB	23 SF9 HBP 10 3B BB	P5		4	3	3	1	2	0	0		
Scott Thorman, L (1, 3) OBP: 0.261, SLG: 0.416	K	SAFE SAFE K	36 2B 1-H 3-H 2B	F8 1-2 2-H	11 BB 10 3B 1-2 2-3 HBP			4	2	1	2	0	2	4		
36 Chuck James, L (1, 1) OBP: 0.250, SLG: 0.231 Tyler Yates, R (7, 1) 49 Wilfredo Ledezma, L (9, 1)	SH5-4 1-2 2-3	G1-3	10 1B 2-H 2B	2-3 1B	K			3 1 0	1 0 0	2 0 0	1 0 0	0 0 0	0 1 0	0 3 0		

Inning Stats	1	2	3	4	5	6	7	8	9	1B: 10	SF: 3	WP: 1	PA: 52
	R: 0 E: 0 K: 2 S: 11 H: 1 LOB: 2 BB: 1 P: 19	R: 0 E: 0 K: 1 S: 13 H: 2 LOB: 3 BB: 1 P: 27	R: 2 E: 0 K: 1 S: 17 H: 2 LOB: 1 BB: 1 P: 25	R: 0 E: 0 K: 2 S: 10 H: 0 LOB: 2 BB: 2 P: 23	R: 4 E: 0 K: 3 S: 28 H: 5 LOB: 3 BB: 2 P: 44	R: 2 E: 1 K: 0 S: 10 H: 2 LOB: 1 BB: 1 P: 17	R: 0 E: 0 K: 2 S: 10 H: 0 LOB: 0 BB: 0 P: 15	R: 4 E: 0 K: 1 S: 18 H: 2 LOB: 2 BB: 2 P: 35	R: 0 E: 0 K: 0 S: 8 H: 0 LOB: 0 BB: 0 P: 12	2B: 3 3B: 1 HR: 0	SAC: 1 DP: 0 HBP: 1	PB: 0 SB: 1 CS: 0	

PITCHER		IP	WLS	BF	H	R	ER	SO	BB	IBB	HBP	BLK	WP	HR	S	P	ERA	WHIP
55 Josh Johnson, R ERA: 10.97	(1, 1)	4.0	L	22	5	2	2	6	4	1	0	0	0	0	51	94	4.50	2.250
Wes Obermueller, R ERA: 5.93	(5, 1)	1.1		14	7	6	6	3	3	0	0	0	1	0	35	58	40.50	7.500
37 Renyel Pinto, L ERA: 4.25	(6, 1)	1.2		5	0	0	0	2	0	0	0	0	0	0	13	18	0.00	0.000
Taylor Tankersley, L ERA: 6.65	(8, 1)	1.0		8	2	4	4	1	2	0	1	0	0	0	18	35	36.00	4.000
Jason Wood, R ERA:	(9, 1)	1.0		3	0	0	0	0	0	0	0	0	0	0	8	12	0.00	0.000

PITCHER	IP	WLS	BF	H	R	ER	SO	BB	IBB	HBP	BLK	WP	HR	S	P	ERA	WHIP

AB	37
R	12
H	14
RBI	11
BB	10
SO	12
LOB	26

Atlanta Braves @ Florida Marlins

Dolphin Stadium, Miami, FL

Fri Jun 29 2007, 7:05 PM EDT

Att. 17,181 - Cloudy - 82 F

BOTTOM

Batter	1	2	3	4	5	6	7	8	9	AB	R	H	RBI	BB	SO	LOB
2 Hanley Ramirez, R (1, 6) OBP: 0.384, SLG: 0.513	BBCSBFB 4-2 6 G6-3 6 S BB		BBBBB 4-0 BB		CBX 1-1 ② F8		X 0-0 6 FC6-4 1B 1-2		BCBDCFFX 3-2 1-H 3-H 2B	3	0	2	2	2	0	0
6 Dan Uggla, R (1, 4) OBP: 0.327, SLG: 0.506	CBX 1-1 ① G6-3 1-3		CCCX 0-2 ② L5		SX 0-1 ③ F8		FFDBX 2-2 ③ FC6-4 1-2f		BX 1-0 ③ G6-3	5	0	0	0	0	0	6
Miguel Cabrera, R (1, 5) OBP: 0.387, SLG: 0.586 Joe Borchard, S (9, 7) OBP: 0.294, SLG: 0.323	FBSSFS 1-3 ② K		BX 1-0 ③ P3			FBBBX 3-1 ① L5		FBBBX 2-1 ① F9		4 0	0 0	0 0	0 0	0 0	1 0	3 0
Mike Jacobs, L (1, 3) OBP: 0.354, SLG: 0.483	SBX 1-1 ③ L4			BBCBCFB 4-2 14 1B BB		BFX 1-1 HR		BX 1-0 ② G4-3		3	1	1	1	1	0	1
14 Josh Willingham, R (1, 7) OBP: 0.361, SLG: 0.444 27 Jeremy Hermida, L (9, 9) OBP: 0.307, SLG: 0.400		CX 0-1 ① G5-3		BX 1-0 1-3 1B		FBFX 1-2 ② P4		CCBX 1-2 ③ F8		4 0	0 0	1 0	0 0	0 0	0 0	0 0
Miguel Olivo, R (1, 2) OBP: 0.259, SLG: 0.380		FCX 0-2 ② P3		SS1S SAFE 0-3 ① K		BFSBFBX 3-2 ③ F8			BBCFX 2-2 ① F9	4	0	0	0	0	1	2
25 Brett Carroll, R (1, 9) OBP: 0.250, SLG: 0.200 (9, 8)		CSS 0-3 ③ K		FSBC 1-3 ② K			SCFBBS 2-3 ① K		CX 0-1 1B 2 2B 1B	4	1	1	0	0	3	2
4 Alfredo Amezaga, S (1, 8) OBP: 0.316, SLG: 0.348 (9, 5)			BBCX 2-1 55 SH5-3 1B	BBCCFBX 3-2 ③ G1-3			FBFX 1-2 ② G6-3		BCSDFX 2-2 ② F8	4	0	1	0	0	0	3
55 Josh Johnson, L (1, 1) Wes Obermueller, R (5, 1) OBP: 0.000, SLG: 0.133 37 Renyel Pinto, L (6, 1) Todd Linden, S (7, PH) OBP: 0.280, SLG: 0.216 Taylor Tankersley, L (8, 1) Jason Wood, R (9, 1) OBP: 0.303, SLG: 0.435			CB 1 CCX 1-2 ① SH5-3 SAFE 1-2		CX 0-1 ① L3		BCX 1-1 2 1B 1B		SBX 1-1 1-3 2 2B 1B	0 1 0 1 0 1	0 0 0 0 0 1	0 0 0 1 0 1	0 0 0 0 0 1	0 0 0 0 0 0	0 0 0 0 0 0	0 0 0 0 0 0
Inning Stats	R: 0 E: 0 K: 1 S: 11 H: 0 LOB: 1 BB: 1 P: 18	R: 0 E: 0 K: 1 S: 8 H: 0 LOB: 0 BB: 0 P: 8	R: 0 E: 0 K: 0 S: 9 H: 1 LOB: 2 BB: 1 P: 17	R: 0 E: 0 K: 2 S: 14 H: 1 LOB: 2 BB: 1 P: 23	R: 0 E: 0 K: 0 S: 6 H: 0 LOB: 0 BB: 0 P: 7	R: 1 E: 0 K: 0 S: 11 H: 1 LOB: 0 BB: 0 P: 19	R: 0 E: 0 K: 1 S: 13 H: 2 LOB: 2 BB: 0 P: 19	R: 0 E: 0 K: 0 S: 6 H: 0 LOB: 0 BB: 0 P: 10	R: 2 E: 0 K: 0 S: 17 H: 3 LOB: 1 BB: 0 P: 26	1B: 6 2B: 1 3B: 0 HR: 1		SF: 0 SAC: 1 DP: 0 HBP: 0		WP: 0 PB: 0 SB: 1 CS: 0		PA: 38

livebaseballscorecards.com

AB	34
R	3
H	8
RBI	3
BB	3
SO	5
LOB	17

PITCHER		IP	WLS	BF	H	R	ER	SO	BB	IBB	HBP	BLK	WP	HR	S	P	ERA	WHIP
36 Chuck James, L ERA: 4.08	(1, 1)	6.2	W	27	4	1	1	5	3	0	0	0	0	1	68	105	1.35	1.050
Tyler Yates, R ERA: 3.12	(7, 1)	1.1		5	1	0	0	0	0	0	0	0	0	0	10	16	0.00	0.750
49 Wilfredo Ledezma, L ERA: 4.99	(9, 1)	1.0		6	3	2	2	0	0	0	0	0	0	0	17	26	18.00	3.000

PITCHER	IP	WLS	BF	H	R	ER	SO	BB	IBB	HBP	BLK	WP	HR	S	P	ERA	WHIP

Atlanta Braves @ Florida Marlins

Dolphin Stadium, Miami, FL

Sat Jun 30 2007, 7:05 PM EDT

Att. 24,229 - Cloudy - 79 F

TOP

livebaseballscorecards.com

Batter	1	2	3	4	5	6	7	8	9	AB	R	H	RBI	BB	SO	LOB
Willie Harris, L (1, 7) OBP: 0.444, SLG: 0.485	P6			HBP		1B		BB		3	2	1	0	1	0	3
11 Edgar Renteria, R (1, 6) OBP: 0.389, SLG: 0.498	G6-3			G5-3		BB		FC3-2 / FC5		4	1	1	1	1	0	4
10 Chipper Jones, S (1, 5) OBP: 0.416, SLG: 0.602	G3-1			K		1B		FC6	G4-3	5	1	1	1	0	1	2
Andruw Jones, R (1, 8) OBP: 0.299, SLG: 0.377		1B		F8		F8		L5	F8	5	0	1	0	0	0	5
16 Brian McCann, L (1, 2) OBP: 0.312, SLG: 0.427		G5-4-3			F7	K		IBB	2B	4	1	1	0	1	1	3
7 Jeff Francoeur, R (1, 9) OBP: 0.332, SLG: 0.426		F9			F9		1B	E6	G1-3	5	1	2	2	0	0	1
2 Kelly Johnson, L (1, 4) OBP: 0.383, SLG: 0.457			F7		S	BB	F7	FC3-2		3	0	1	1	1	0	1
Scott Thorman, L (1, 3) OBP: 0.259, SLG: 0.412			G4-3		K		P5	IBB		2	0	0	0	0	1	1
Jarrod Saltalamacchia, S (7, PH) (7, 3) OBP: 0.374, SLG: 0.512										1	0	0	0	1	0	1
15 Tim Hudson, R (1, 1) OBP: 0.216, SLG: 0.229			G6-3			F9	L4	FC5 / FC3-2		3	0	0	0	0	0	1
23 Matt Diaz, R (8, PH) OBP: 0.363, SLG: 0.464										1	0	1	1	0	0	0
39 Rafael Soriano, R (8, 1)										0	0	0	0	0	0	0
Bob Wickman, R (9, 1)										0	0	0	0	0	0	0
Tyler Yates, R (9, 1)										0	0	0	0	0	0	0

	AB	36
	R	6
	H	9
	RBI	6
	BB	5
	SO	3
	LOB	22

Inning Stats	1	2	3	4	5	6	7	8	9
	R: 0 E: 0 K: 0 S: 4	H: 0 LOB: 0 BB: 0 P: 10	R: 0 E: 0 K: 0 S: 8	H: 1 LOB: 0 BB: 0 P: 12	R: 0 E: 0 K: 0 S: 6	H: 0 LOB: 0 BB: 0 P: 10	R: 0 E: 0 K: 1 S: 10	H: 0 LOB: 1 BB: 0 P: 15	R: 0 E: 0 K: 1 S: 11	H: 0 LOB: 1 BB: 1 P: 18	R: 1 E: 0 K: 1 S: 12	H: 2 LOB: 2 BB: 1 P: 19	R: 0 E: 0 K: 0 S: 5	H: 1 LOB: 1 BB: 0 P: 7	R: 5 E: 1 K: 0 S: 26	H: 4 LOB: 3 BB: 3 P: 53	R: 0 E: 1 K: 0 S: 11	H: 1 LOB: 1 BB: 0 P: 15

1B: 6	SF: 0	WP: 0	PA: 42
2B: 3	SAC: 0	PB: 0	
3B: 0	DP: 1	SB: 5	
HR: 0	HBP: 1	CS: 0	

PITCHER		IP	WLS	BF	H	R	ER	SO	BB	IBB	HBP	BLK	WP	HR	S	P	ERA	WHIP
Byung-Hyun Kim, R ERA: 5.19	(1, 1)	6.1		25	4	1	1	3	2	0	1	0	0	0	53	88	1.42	0.947
37 Renyel Pinto, L ERA: 4.17	(7, 1)	0.2		2	0	0	0	0	0	0	0	0	0	0	3	3	0.00	0.000
Armando Benitez, R ERA: 4.55	(8, 1)	0.1	L	6	2	5	4	0	1	1	0	0	0	0	16	31	108.00	9.000
48 Lee Gardner, R ERA: 3.77	(8, 1)	0.2		5	2	0	0	0	0	1	0	0	0	0	10	22	0.00	3.000
32 Justin Miller, R ERA: 2.82	(9, 1)	1.0		4	1	0	0	0	0	0	0	0	0	0	11	15	0.00	1.000

PITCHER	IP	WLS	BF	H	R	ER	SO	BB	IBB	HBP	BLK	WP	HR	S	P	ERA	WHIP

Atlanta Braves @ Florida Marlins

Dolphin Stadium, Miami, FL

Sat Jun 30 2007, 7:05 PM EDT

Att. 24,229 - Cloudy - 79 F

BOTTOM

Batter	1	2	3	4	5	6	7	8	9	AB	R	H	RBI	BB	SO	LOB
2 Hanley Ramirez, R (1, 6) OBP: 0.378, SLG: 0.505	X 0-0 ① G4-3		F F B B F C 2-3 ① K		X 0-0 ② G4-3 2-3		B X 1-0 ③ G6-3		B S C B S 2-3 ② K	5	0	0	0	0	2	2
6 Dan Uggla, R (1, 4) OBP: 0.328, SLG: 0.517	C B B B X 3-1 1B 2B		S S S 0-3 ② K		S B C B X 2-2 ③ G3			C B B X 2-1 HR	C F B X 1-2 ③ F7	5	2	2	1	0	1	1
Miguel Cabrera, R (1, 5) OBP: 0.392, SLG: 0.588	B C S X 1-2 L9-3 2-H 1B		C B F F B X 2-2 1B			B C X 1-1 27 G4-3 WP 1B		C F X 0-2 ① F9		4	0	3	1	0	0	0
Mike Jacobs, L (1, 3) OBP: 0.343, SLG: 0.467	X 0-0 ②③ L9-3 1-1		B S X 1-1 ③ G4-3			B C S B S 2-3 ① K 1-2		F X 0-1 ② G1-3		4	0	0	0	0	1	3
27 Jeremy Hermida, L (1, 9) OBP: 0.306, SLG: 0.392		C S B B F B B 4-2 FC6-4 BB		F B F F B X 2-2 E3 G4-3 20 S CS		F X 0-1 ② G4-3 2-3		C B B F B F X 3-2 G3		3	0	0	0	1	0	1
Joe Borchard, S (1, 7) OBP: 0.293, SLG: 0.327		X 0-0 ① FC6-4 4 FC1-6 20 1B 1-2f		C S B X 1-2 ① G4-3 1-3		B B F X 2-1 ③ L6			S S B X 1-2 14 2B 2B	4	1	1	0	0	0	3
20 Matt Treanor, R (1, 2) OBP: 0.354, SLG: 0.414 14 Josh Willingham, R (9, PH) OBP: 0.363, SLG: 0.450		C 1 S B F X SAFE 1-2 4 FC1-6 1-2 1B		S B B M S 2-3 ②③ K 3-H			B C S C 1-3 ① K		C C B D X 2-2 HR 2-H 2B	3 1	0 1	1 1	0 1	0 0	2 0	1 0
4 Alfredo Amezaga, S (1, 8) OBP: 0.315, SLG: 0.346		B B F X 2-1 ② FC1-6 1-2f 2-3			X 0-0 2 G4-3 SH1-3 1B		B B C X 2-1 ② G6-3		B B B C C X 3-2 ① F9	4	0	1	0	0	0	3
Byung-Hyun Kim, R (1, 1) 37 Renyel Pinto, L (7, 1) Todd Linden, S (7, PH) OBP: 0.289, SLG: 0.240 Armando Benitez, R (8, 1) 48 Lee Gardner, R (8, 1) 32 Justin Miller, R (9, 1) Miguel Olivo, R (9, PH) OBP: 0.262, SLG: 0.394		C B F B B S 3-3 ③ K			L 1 B X SAFE 1-1 ① SH1-3 1-2		C F B X 1-2 2B		C F B X 1-2 2-H HR	1 0 1 0 0 0 0 1	0 0 0 0 0 0 0 1	0 0 1 0 0 0 0 2	0 0 0 0 0 0 0 0	0 0 0 0 0 0 0 0	1 0 0 0 0 0 0 0	2 0 0 0 0 0 0 0
Inning Stats	R: 1 H: 2 E: 0 LOB: 0 K: 0 BB: 0 S: 7 P: 11	R: 0 H: 1 E: 0 LOB: 2 K: 1 BB: 1 S: 13 P: 23	R: 0 H: 1 E: 0 LOB: 1 K: 2 BB: 0 S: 13 P: 18	R: 0 H: 0 E: 1 LOB: 0 K: 1 BB: 0 S: 10 P: 15	R: 0 H: 1 E: 0 LOB: 1 K: 0 BB: 0 S: 7 P: 10	R: 0 H: 1 E: 0 LOB: 1 K: 0 BB: 0 S: 9 P: 14	R: 0 H: 1 E: 0 LOB: 1 K: 1 BB: 0 S: 9 P: 14	R: 1 H: 1 E: 0 LOB: 0 K: 0 BB: 0 S: 11 P: 16	R: 3 H: 3 E: 0 LOB: 0 K: 1 BB: 0 S: 19 P: 29	1B: 5 2B: 5 3B: 0 HR: 2		SF: 0 SAC: 1 DP: 1 HBP: 0		WP: 1 PB: 0 SB: 1 CS: 1		PA: 38

livebaseballscorecards.com

AB	36
R	5
H	11
RBI	5
BB	1
SO	7
LOB	16

PITCHER		IP	WLS	BF	H	R	ER	SO	BB	IBB	HBP	BLK	WP	HR	S	P	ERA	WHIP
15 Tim Hudson, R ERA: 3.18	(1, 1)	7.0	W	28	7	1	1	6	1	0	0	0	1	0	68	105	1.29	1.143
39 Rafael Soriano, R ERA: 3.12	(8, 1)	1.0		4	1	1	1	0	0	0	0	0	0	1	11	16	9.00	1.000
Bob Wickman, R ERA: 4.15	(9, 1)	0.1		4	3	3	3	0	0	0	0	0	0	1	12	19	81.00	9.000
Tyler Yates, R ERA: 3.06	(9, 1)	0.2	S	2	0	0	0	1	0	0	0	0	0	0	7	10	0.00	0.000

PITCHER	IP	WLS	BF	H	R	ER	SO	BB	IBB	HBP	BLK	WP	HR	S	P	ERA	WHIP

Atlanta Braves @ Florida Marlins

Dolphin Stadium, Miami, FL

Sun Jul 01 2007, 1:05 PM EDT

Att. 14,311 - Partly Cloudy - 88 F

livebaseballscorecards.com

Batter	1	2	3	4	5	6	7	8	9	10	AB	R	H	RBI	BB	SO	LOB
19 Yunel Escobar, R (1, 4) OBP: 0.348, SLG: 0.425	F F X 0-2 G6-3 ①		C X 0-1 F8 ②			B F X 1-1 G1-4-3 ①		C 1 SAFE 1 SAFE F X 0-2 11 1B 1-3 2B	F F F B F F B B F 3-2 X 2-H 1-2 2-H 1B		5	1	2	2	0	0	0
11 Edgar Renteria, R (1, 6) OBP: 0.386, SLG: 0.493	X 0-0 G5-3 ②		B F F B B X 3-2 G6-3 ③			C S X 0-2 G5-3 ②		F C X 0-2 G5-4-3 10 BB 2-H 3-H 1B	S F B X 1-2 P3 ③		5	0	1	2	0	0	2
10 Chipper Jones, S (1, 5) OBP: 0.416, SLG: 0.595	B S F B B X 3-2 G3 ③			F B B F B F F X 3-2 P4 ①		F B C B S 2-3 K ③		B 1 SAFE B B B 4-0 G5-4-3 1-2 BB		C C B B F F X 2-2 23 WP 1B 1B	4	0	1	0	1	1	0
Andruw Jones, R (1, 8) OBP: 0.297, SLG: 0.384		C B X 1-1 F8 ①		F F B C 1-3 K ②			F B B X 2-1 HR	C X 0-1 G5-4-3 ① ② 1-2f 2-3		S C B B X 2-2 F9 ①	5	1	1	1	0	1	3
7 Jeff Francoeur, R (1, 9) OBP: 0.328, SLG: 0.419		F X 0-1 G6-3 ②		S F F X 0-2 F8 ③			B F S S 1-3 K ①	S X 0-1 F7 ③		B B F F S 2-3 K ②	5	0	0	0	0	2	2
23 Matt Diaz, R (1, 7) (9, 3) OBP: 0.364, SLG: 0.468		C X 0-1 1B 2B			B X 1-0 P4 ①		M B C F F C 1-3 K ②		X 0-0 G5-3 ①	C X 0-1 WP 1-2 1B	5	0	2	0	0	1	0
Jarrod Saltalamacchia, S (1, 2) OBP: 0.385, SLG: 0.511		B B F B F F B 4-2 1B BB			F C B X 1-2 1B		S F F B X 1-2 1B		C S B B B X 3-2 G4-3 ②	B F S B F C 2-3 K ③ 1-2 2-3	4	0	2	0	1	1	2
Chris Woodward, R (1, 3) OBP: 0.242, SLG: 0.305 Scott Thorman, L (7, PH) OBP: 0.261, SLG: 0.410 (7, 3) Willie Harris, L (9, PR) OBP: 0.444, SLG: 0.485 (9, 7)		C F B F X 1-2 1-2 2-H 1B			B S B X 2-1 F9 ②		F C S 0-3 K ③		B S B B B 4-1 19 WP 16 WP 19 1B BB		2 1 0	0 0 1	1 0 0	0 0 0	0 1 0	0 1 0	1 1 0
38 Buddy Carlyle, L (1, 1) Oscar Villarreal, L (4, 1) 49 Wilfredo Ledezma, L (6, 1) 54 Chad Paronto, R (7, 1) 2 Kelly Johnson, L (8, PH) OBP: 0.333, SLG: 0.500 58 Peter Moylan, R (8, 1) 16 Brian McCann, L (9, PH) OBP: 0.371, SLG: 0.507 4 Pete Orr, L (9, PR) OBP: 0.000, SLG: 0.000 Bob Wickman, R (9, 1) 39 Rafael Soriano, R (10, 1)			B C X 1-1 G1-3 ①		B C S B B X 3-2 G3 ③			B C X 1-1 19 2B 11 1B 1B	B C B B I 4-1 19 1B 1-2 IBB		1 1 0 0 1 0 0 0 0 0 0	0 0 0 0 1 0 0 0 1 0 0	0 0 0 0 1 0 0 0 0 0 0	0 0 0 0 0 0 0 0 0 0 0	0 0 0 0 0 0 0 0 0 0 0	0 0 0 0 0 0 0 0 0 0 0	0 1 0 0 0 0 0 0 0 0 0
Inning Stats	R: 0 E: 0 K: 0 S: 7 H: 0 LOB: 0 BB: 0 P: 10	R: 0 E: 0 K: 0 S: 13 H: 2 LOB: 2 BB: 1 P: 19	R: 0 E: 0 K: 0 S: 7 H: 0 LOB: 0 BB: 0 P: 11	R: 0 E: 0 K: 1 S: 12 H: 0 LOB: 0 BB: 0 P: 16	R: 0 E: 0 K: 0 S: 9 H: 1 LOB: 1 BB: 0 P: 16	R: 0 E: 0 K: 1 S: 8 H: 0 LOB: 0 BB: 0 P: 11	R: 1 E: 0 K: 3 S: 17 H: 2 LOB: 1 BB: 0 P: 22	R: 2 E: 0 K: 0 S: 12 H: 3 LOB: 1 BB: 1 P: 17	R: 2 E: 0 K: 0 S: 16 H: 1 LOB: 2 BB: 2 P: 31	R: 0 E: 0 K: 2 S: 17 H: 2 LOB: 2 BB: 0 P: 25	1B: 8 2B: 2 3B: 0 HR: 1	SF: 0 SAC: 0 DP: 1 HBP: 0						

PITCHER		IP	WLS	BF	H	R	ER	SO	BB	IBB	HBP	BLK	WP	HR	S	P	ERA	WHIP
Dontrelle Willis, L ERA: 4.65	(1, 1)	4.0		14	2	0	0	1	1	0	0	0	0	0	39	56	0.00	0.750
22 Matt Lindstrom, R ERA: 3.93	(5, 1)	2.0		8	2	1	1	1	0	0	0	0	0	1	19	31	4.50	1.000
32 Justin Miller, R ERA: 2.74	(7, 1)	0.2	H	3	1	0	0	2	0	0	0	0	0	0	12	15	0.00	1.500
37 Renyel Pinto, L ERA: 4.14	(7, 1)	0.1	H	1	0	0	0	1	0	0	0	0	0	0	3	3	0.00	0.000
Armando Benitez, R ERA: 5.16	(8, 1)	0.0		3	3	2	2	0	0	0	0	0	0	0	8	9	∞	∞

PITCHER		IP	WLS	BF	H	R	ER	SO	BB	IBB	HBP	BLK	WP	HR	S	P	ERA	WHIP
Kevin Gregg, R ERA: 3.21	(8, 1)	2.0	B	9	1	2	2	0	2	1	0	0	2	0	20	39	9.00	1.500
48 Lee Gardner, R ERA: 3.64	(10, 1)	1.0	W	5	2	0	0	2	0	0	0	0	1	0	17	25	0.00	2.000

TOP

AB	39
R	5
H	11
RBI	5
BB	4
SO	7
LOB	12

WP: 3 PB: 0 SB: 0 CS: 0 PA: 43

Batter	1	2	3	4	5	6	7	8	9	10	AB	R	H	RBI	BB	SO	LOB
2 Hanley Ramirez, R (1, 6) OBP: 0.376, SLG: 0.500	C B B S X 2-2 P4 ①		B C B S S 2-3 K ③		C C B B X 3-2 P6 ③		F X 0-1 6 S 1B		B B X 2-0 G5-3 ② 1-3		5	0	1	0	0	1	1
6 Dan Uggla, R (1, 4) OBP: 0.324, SLG: 0.509	B X 1-0 F7 ②			C C S 0-3 K ①		B B S S C 2-3 K ①	P X 1-0 P6 ③ 1-2		C S X 0-2 G4-3 ③		5	0	0	0	0	2	2
Miguel Cabrera, R (1, 5) OBP: 0.392, SLG: 0.585 25 Brett Carroll, R (10, PR) OBP: 0.250, SLG: 0.200	C F S 0-3 K ③			C F B B F F S 2-3 K ②		X 0-0 14 1B 27 1B 1B		B X 1-0 F8 ①		B F B X 2-1 14 1B E 1B	5 0	1 1	2 0	0 0	0 0	2 0	0 0
Mike Jacobs, L (1, 3) OBP: 0.341, SLG: 0.468 Jason Wood, R (9, 3) OBP: 0.299, SLG: 0.429		C B F B X 2-2 G4-3 ①		F B B S X 2-2 14 1B 2B		S F F S 0-3 K ②		S B B X 2-1 F7 ②		X 0-0 FC1 14 1B 1-2	4 1	1 0	1 0	0 0	0 0	1 0	1 1
14 Josh Willingham, R (1, 7) OBP: 0.373, SLG: 0.459		C X 0-1 1B		B B X 2-0 27 HR 2-H 1B		C S X 0-2 27 1B 1-2 1B		C X 0-1 1B		B B X 2-0 1-2 2-H 1B	5	1	5	2	0	0	0
27 Jeremy Hermida, L (1, 9) OBP: 0.310, SLG: 0.414		1 SAFE B B B C X 3-1 F7 ②		F F X 0-2 2-H HR		B B B X 3-0 1-3 2-H 1B		B 1 SAFE F B 1 SAFE F 1 SAFE C 2-3 K ③			4	1	2	3	0	1	2
Miguel Olivo, R (1, 2) OBP: 0.262, SLG: 0.403		1 SAFE B B B X 2-0 F7 ③		C S S 0-3 K ③		S F F S 0-3 K2-3 ③			B X 1-0 HR		4	1	1	1	0	2	3
4 Alfredo Amezaga, S (1, 8) OBP: 0.314, SLG: 0.345			B M B F B X 3-2 P3 ①		B F C F X 1-2 G4-3 ①		C F X 0-2 G4-3 ①		X 0-0 2 G5-3 2 S 1B		4	0	1	0	0	0	0
Dontrelle Willis, L (1, 1) 1987: 0 HR, ERA: 6.23 22 Matt Lindstrom, R (8, 1) 32 Justin Miller, R (7, 1) 37 Renyel Pinto, L (7, 1) Joe Borchard, S (7, PH) 2007: 0 HR, ERA: 0.00 Armando Benitez, R (9, 1) Kevin Gregg, R (8, 1) Todd Linden, S (9, PH) 1997: 0 HR, ERA: 6.57 48 Lee Gardner, R (10, 1)			B X 1-0 G3 ②		C S S 0-3 K ②		B X 1-0 G4-3 ②		P L L X 1-2 F8 ①		1 1 0 0 1 0 0 0 1 0	0 0 0 0 0 0 0 0 0 0	0 0 0 0 0 0 0 0 0 0	0 0 0 0 0 0 0 0 0 0	0 1 0 0 0 0 0 0 0 0	0 0 0 0 0 0 0 0 0 1	0 0 0 0 0 0 0 0 0 0
Inning Stats	R: 0 E: 0 K: 1 S: 7 H: 0 LOB: 0 BB: 0 P: 10	R: 0 E: 0 K: 0 S: 8 H: 1 LOB: 1 BB: 0 P: 15	R: 0 E: 0 K: 1 S: 7 H: 0 LOB: 0 BB: 0 P: 13	R: 3 E: 0 K: 3 S: 18 H: 3 LOB: 0 BB: 0 P: 24	R: 0 E: 0 K: 1 S: 10 H: 0 LOB: 0 BB: 0 P: 14	R: 1 E: 0 K: 3 S: 16 H: 3 LOB: 2 BB: 0 P: 21	R: 0 E: 0 K: 0 S: 8 H: 1 LOB: 1 BB: 0 P: 9	R: 0 E: 0 K: 1 S: 8 H: 1 LOB: 1 BB: 0 P: 13	R: 1 E: 0 K: 0 S: 10 H: 2 LOB: 1 BB: 0 P: 13	R: 1 E: 1 K: 0 S: 4 H: 2 LOB: 2 BB: 0 P: 8	1B: 10 2B: 1 3B: 0 HR: 2	SF: 0 SAC: 0 DP: 0 HBP: 0		WP: 0 PB: 0 SB: 2 CS: 0		PA: 41	

PITCHER		IP	WLS	BF	H	R	ER	SO	BB	IBB	HBP	BLK	WP	HR	S	P	ERA	WHIP
38 Buddy Carlyle, R ERA: 4.74	(1, 1)	3.0		10	1	0	0	2	0	0	0	0	0	0	22	38	0.00	0.333
Oscar Villarreal, R ERA: 4.01	(4, 1)	2.2		13	5	4	4	6	0	0	0	0	0	1	39	51	13.50	1.875
49 Wilfredo Ledezma, L ERA: 4.95	(6, 1)	0.1		2	1	0	0	1	0	0	0	0	0	0	5	8	0.00	3.000
54 Chad Paronto, R ERA: 4.55	(7, 1)	1.0		4	1	0	0	0	0	0	0	0	0	0	8	9	0.00	1.000
58 Peter Moylan, R ERA: 2.41	(8, 1)	1.0		4	1	0	0	1	0	0	0	0	0	0	8	13	0.00	1.000

PITCHER		IP	WLS	BF	H	R	ER	SO	BB	IBB	HBP	BLK	WP	HR	S	P	ERA	WHIP
Bob Wickman, R ERA: 4.33	(9, 1)	1.0	B	5	2	1	1	0	0	0	0	0	0	1	10	13	9.00	2.000
39 Rafael Soriano, R ERA: 3.12	(10, 1)	0.0	L	3	2	1	0	0	0	0	0	0	0	0	4	8	∞	∞

BOTTOM

Atlanta Braves @ Florida Marlins

Dolphin Stadium, Miami, FL

Sun Jul 01 2007, 1:05 PM EDT
Att. 14,311 - Partly Cloudy - 88 F

livebaseballscorecards.com

AB	41
R	6
H	13
RBI	6
BB	0
SO	10
LOB	11

Batter	1	2	3	4	5	6	7	8	9	AB	R	H	RBI	BB	SO	LOB
Willie Harris, L (1, 7) OBP: 0.442, SLG: 0.482 23 Matt Diaz, R (7, PH) OBP: 0.360, SLG: 0.463 (7, 7)	C FA 91 B FA 91 F FA 91 B FA 91 X FA 91 2-2 ① F8		B FA 90 F FA 90 B CH 86 F FA 91 X FA 91 2-2 ② F9 2-3		B FA 91 C FA 89 C CH 86 X FA 92 1-2 11 S 1B		X FA 88 0-0 ① G4-3 2-3		B FA 96 F FA 95 T FA 94 X CU 82 1-2 ② FC5-4 11 2B 1-2f 2-3	3 2	0 0	1 0	0 0	0 0	0 0	1 3
11 Edgar Renteria, R (1, 6) OBP: 0.389, SLG: 0.497	C FA 91 C FA 91 B FA 92 X FA 91 1-2 ② G5-3		B FA 90 B FA 90 C FA 91 X FA 91 2-1 10 1B 3-H 1B		P PO 86 B FA 90 F FA 91 C SL 83 B FA 90 S SL 84 3-3 ③ K 1-2		B FA 86 B FA 88 B FA 88 B FA 87 4-0 10 G1-6-3 BB		X FA 95 0-0 1-3 3-H 2B	4	0	2	2	1	1	1
10 Chipper Jones, S (1, 5) OBP: 0.419, SLG: 0.596	B FA 91 B CH 83 C FA 91 X SL 82 2-1 1B		B FA 91 C FA 91 F CH 86 X CH 85 1-2 1B			B FA 89 B FA 90 B SL 81 C FA 90 S FA 90 X FA 90 3-2 16 SH5-3 1B 1B	C FA 89 F FA 88 X FA 89 0-2 ② ③ G1-6-3 1-2f		F FA 94 B CU 76 B FA 94 X FA 94 2-1 ③ F7	5	0	3	0	0	0	4
Andruw Jones, R (1, 8) OBP: 0.297, SLG: 0.382	B FA 91 C FA 91 S FA 91 B FA 90 S FA 91 2-3 ③ K		B FA 91 B FA 91 B FA 92 S FA 91 X FA 91 3-1 ③ G6-3			X FA 91 0-0 16 SH5-3 1-2 1B		B SL 81 F FA 93 F FA 93 B SL 83 S SL 81 2-3 ① K		4	0	1	0	0	2	3
16 Brian McCann, L (1, 2) OBP: 0.311, SLG: 0.422		F FA 90 B FA 90 S CH 86 F CH 86 F CH 86 B FA 91 B FA 91 F FA 90 F CH 86 3-3 ① K		F FA 89 F CH 84 F CH 86 B FA 90 B CH 86 X SL 82 2-2 ① F8		X FA 86 0-0 ① SH5-3 1-2 2-3		S FA 93 B FA 93 S FA 94 S FA 93 1-3 ② K	3	0	0	0	0	2	0
7 Jeff Francoeur, R (1, 9) OBP: 0.330, SLG: 0.418		B FA 90 C FA 92 B FA 91 S FA 91 B FA 90 F FA 92 F FA 90 X FA 91 3-2 ② G5-3		X FA 90 0-0 2 G6-3 1B		I IN 67 I IN 71 I IN 68 I IN 66 4-0 IBB		C FA 94 X FA 94 0-1 ③ G6-3		3	0	1	0	1	0	0
2 Kelly Johnson, L (1, 4) OBP: 0.383, SLG: 0.456		B FA 91 B CH 86 B FA 91 C FA 90 X FA 91 3-1 ③ G4-3		B FA 90 C FA 90 F FA 90 X CH 86 1-2 ② ③ G6-3 1-2f		B FA 87 F FA 89 C FA 87 S SL 77 1-3 ② K			C FA 94 B FA 94 B CU 78 X FA 94 2-1 23 FC5-4 11 2B 1B	4	1	1	0	0	1	4
Scott Thorman, L (1, 3) OBP: 0.263, SLG: 0.411 Jarrod Saltalamacchia, S (6, PH) OBP: 0.388, SLG: 0.511 (6, 3)			C CH 85 B FA 90 X CH 86 1-1 F9 29 SH1-4 11 1B 1B		B FA 89 B FA 90 C FA 90 S CH 85 B FA 91 S CH 86 3-3 ① K	X FA 89 0-0 ③ G4-3			B FA 95 X FA 95 1-0 23 FC5-4 1-2 1B	2 2	1 0	1 1	0 0	0 0	1 3	0
29 John Smoltz, R (1, 1) OBP: 0.115, SLG: 0.154 19 Yunel Escobar, R (7, PH) OBP: 0.344, SLG: 0.420 Tyler Yates, R (7, 1) 58 Peter Moylan, R (7, 1) 54 Chad Paronto, R (8, 1) 4 Pete Orr, L (9, PH) OBP: 0.207, SLG: 0.196			1 SAFE B FA 89 X FA 90 1-0 ① SH1-4 1-2		C FA 91 C FA 91 S FA 91 0-3 ② K		C FA 88 F FA 81 F FA 91 X FA 89 0-2 E6 23 G4-3		C FA 95 D CH 86 X FA 94 1-1 ① F5	1 1 0 0 0 0 1	0 0 0 0 0 0 0	0 0 0 0 0 0 0	0 0 0 0 0 0 0	0 0 0 0 0 0 0	1 0 0 0 0 0 0	0 0 0 0 0 0 2

| Inning Stats | | |

Batter	1	2	3	4	5	6	7	8	9	AB	R	H	RBI	BB	SO	LOB
15 Rafael Furcal, S (1, 6) OBP: 0.342, SLG: 0.364	F FA 93 L FA 94 X CU 81 0-2 ① F8		C FA 94 B FA 93 B CU 80 B FA 94 B FA 93 4-1 12 FC4-6 55 1B BB		X FA 94 0-0 9 G3 55 2B 2B		G3-1			4	1	2	0	1	0	0
9 Juan Pierre, L (1, 8) OBP: 0.309, SLG: 0.326	B FA 93 X FA 93 1-0 ② F7		B FA 91 1 SAFE 1 SAFE C FA 93 X FA 92 1-1 ① F8		C FA 93 X FA 88 0-1 ② G3 2-3		C FA 95 B SL 88 B SL 90 X FA 96 2-1 55 S 55 1B 2B	C FA 89 B FA 89 F SL 83 B FA 91 F SL 84 F FA 90 B FA 92 X FA 90 3-2 ① G3		5	1	1	0	0	0	2
55 Russell Martin, R (1, 2) OBP: 0.371, SLG: 0.483	B FC 90 C FA 95 F SL 87 X FA 94 1-2 12 FC6-4 1B		S FA 94 1 SAFE X FC 89 0-1 12 FC4-6 1-2 1B		B SL 80 X FA 94 1-0 3-H 2B		B FA 95 C SL 89 S SL 87 F SL 85 B SL 87 X FA 95 2-2 12 S 12 1B 2-H 1B	B FA 92 B SL 84 C SL 84 F SL 84 S FA 91 2-3 ② K		5	1	4	2	0	1	0
12 Jeff Kent, R (1, 4) OBP: 0.350, SLG: 0.446 6 Tony Abreu, S (7, PR) OBP: 0.322, SLG: 0.421 (8, 4)	1 SAFE D FA 93 S SL 88 X FA 94 1-1 ③ FC6-4 1-2f		B SL 89 S SL 88 C FA 95 X FC 89 1-2 ② FC4-6 1-2f 2-3		F SL 88 F FA 94 D SL 83 X FC 90 1-2 ③ G4-3		1 SAFE B FA 94 B SL 87 1 SAFE B FA 94 C FA 93 F FA 94 X FA 94 3-2 1B 5 E 1-H 1B	C FA 89 F CH 83 H FA 90 1-2 HBP		4 0	0 1	1 0	1 0	0 0	0 0	4 0
Luis Gonzalez, L (1, 7) OBP: 0.387, SLG: 0.482 16 Andre Ethier, L (7, PR) OBP: 0.338, SLG: 0.419 (8, 7)		B FC 88 B SL 87 X FA 94 2-0 27 FC5-4 5 1B 1B	B FC 90 B FA 94 C SL 88 F FA 94 T SL 88 2-2 ③ K			B FA 93 C CH 83 S FS 87 F FS 88 F FS 87 F CH 86 T SL 88 1-2 ① K	1 SAFE B FA 89 B FA 89 B FA 89 C FA 89 X FA 92 3-1 5 E 27 BB 1-3 1B	D FA 88 X SL 84 1-0 ③ P6		4 1	0 1	2 1	0 0	0 0	2 0	2 1
5 Nomar Garciaparra, R (1, 5) OBP: 0.310, SLG: 0.334		B SL 88 X SL 88 1-0 27 FC5-4 1-2 1B		F FA 93 S FC 89 X SL 88 0-2 ① G1-3		X FA 94 0-0 ② P3	C SL 76 C SL 76 B FA 93 B SL 77 X FA 93 2-2 E5 27 BB 1-3 3-H SF7			4	1	1	1	0	0	1
7 James Loney, L (1, 3) OBP: 0.443, SLG: 0.696		X FA 93 0-0 ① L6		B CU 79 C FC 90 F FA 93 S FS 88 1-3 ② K		F FC 89 S FS 87 F FS 87 S FS 87 0-3 K 27 HR	I IN 56 4-0 27 BB 15 1B IBB			3	1	0	0	1	2	2
27 Matt Kemp, R (1, 9) OBP: 0.432, SLG: 0.559		S SL 87 S FC 89 B FC 89 F SL 89 X FC 90 1-2 ② FC5-4 1-2f 2-3		X FA 95 0-0 ③ P4		B SL 88 S SL 87 1 SAFE B FC 87 B FA 93 X FA 94 3-1 1-H HR	B FA 91 B CU 73 B FA 92 B FA 90 4-0 15 1B 1-2 2-3 3-H BB			3	1	1	3	1	0	2
Derek Lowe, R (1, 1) OBP: 0.289, SLG: 0.188 Joe Beimel, L (6, 1) Olmedo Saenz, R (7, PH) OBP: 0.350, SLG: 0.422 Rudy Seanez, R (8, 1) Brett Tomko, R (9, 1)		S SL 86 X SL 86 0-1 ③ F8			C FA 92 F FA 93 B CU 78 F CU 78 F SL 86 C FA 94 1-3 ① K	C FA 92 S FA 92 C SL 84 0-3 ③ K	C FA 92 X FA 92 0-1 ② SF7 3-H			2 1 0 0 0	0 0 0 0 0	0 0 0 0 0	0 0 1 0 0	1 1 0 0 0	2 0 0 0 0	2 0 0 0 0
Inning Stats	R: 0 E: 0 K: 0 S: 9 H: 1 LOB: 1 BB: 0 P: 12	R: 0 E: 0 K: 0 S: 9 H: 2 LOB: 2 BB: 0 P: 13	R: 0 E: 0 K: 1 S: 11 H: 1 LOB: 2 BB: 1 P: 19	R: 0 E: 0 K: 1 S: 7 H: 0 LOB: 0 BB: 0 P: 8	R: 1 E: 0 K: 1 S: 12 H: 2 LOB: 1 BB: 0 P: 15	R: 2 E: 0 K: 3 S: 16 H: 1 LOB: 0 BB: 0 P: 20	R: 5 E: 1 K: 0 S: 21 H: 5 LOB: 2 BB: 2 P: 45	R: 0 E: 0 K: 1 S: 11 H: 0 LOB: 1 BB: 0 P: 18		1B: 8 2B: 3 3B: 0 HR: 1	SF: 1 SAC: 0 DP: 0 HBP: 1		WP: 1 PB: 0 SB: 2 CS: 0	PA: 41		

PITCHER		IP	WLS	BF	H	R	ER	SO	BB	IBB	HBP	BLK	WP	HR	S	P	ERA	WHIP
29 John Smoltz, R ERA: 3.07	(1, 1)	6.0	L	27	7	3	3	6	1	0	0	0	1	1	64	87	4.50	1.333
Tyler Yates, R ERA: 3.79	(7, 1)	0.1		4	3	3	3	0	0	0	0	0	0	0	12	22	81.00	9.000
58 Peter Moylan, R ERA: 2.38	(7, 1)	0.2		6	2	2	0	0	1	1	0	0	0	0	9	23	0.00	4.500
54 Chad Paronto, R ERA: 4.4	(8, 1)	1.0		4	0	0	0	1	0	0	1	0	0	0	11	18	0.00	0.000

PITCHER	IP	WLS	BF	H	R	ER	SO	BB	IBB	HBP	BLK	WP	HR	S	P	ERA	WHIP

BOTTOM

Atlanta Braves @ Los Angeles Dodgers

Dodger Stadium, Los Angeles, CA

Mon Jul 02 2007, 7:10 PM PDT

Att. 40,571 - Clear - 83 F

livebaseballscorecards.com

AB	36
R	8
H	12
RBI	8
BB	3
SO	7
LOB	16

Atlanta Braves @ Los Angeles Dodgers

Dodger Stadium, Los Angeles, CA

Tue Jul 03 2007, 7:10 PM PDT

Att. 43,052 - Clear - 82 F

livebaseballscorecards.com

Batter	1	2	3	4	5	6	7	8	9	AB	R	H	RBI	BB	SO	LOB
19 Yunel Escobar, R (1, 4) OBP: 0.327, SLG: 0.398	B FA 85 X FA 85 1-0 E5 10 G6-4-3	X FA 86 0-0 ③ FC4-6 1-2f		M FA 89 F CU 73 F FA 86 C FA 89 0-3 ① K		F FA 89 X CU 75 0-1 ③ G5-3			B FA 96 C FA 95 F SL 85 S SL 86 1-3 ③ K	5	0	0	0	0	2	1
11 Edgar Renteria, R (1, 6) OBP: 0.387, SLG: 0.492	X FA 85 0-0 ① P3		B FA 87 B CH 75 C FA 87 F FA 88 B FA 89 F FA 89 B FA 88 4-2 10 FC4-6 BB	C FA 88 X CH 81 0-1 ② G6-3			F FA 92 F FA 94 T FA 94 0-2 ① K			3	0	0	0	1	1	1
10 Chipper Jones, S (1, 5) OBP: 0.413, SLG: 0.585	X FA 86 0-0 ② ③ G6-4-3 1-2f		1 SAFE F CH 78 C FA 86 B FA 90 B CH 80 F CH 79 X FA 89 2-2 ① FC4-6 BB 7 2B 1-2f	C CU 75 B FA 89 B FA 88 X CH 82 2-1 ③ F7			C FA 94 F CH 87 B SL 83 X SL 82 1-2 ② G4-3			4	1	0	0	0	0	2
Andruw Jones, R (1, 8) OBP: 0.299, SLG: 0.385		X FA 84 0-0 ① 7 G4-3 23 1B 2B	B CU 65 B FA 87 S FA 88 B CU 66 C FA 89 B FA 90 4-2 7 2B 16 BB 1-2 BB		X FA 89 0-0 ① G3-1		B CH 84 B FA 94 B CH 83 C CH 83 C CH 83 X CH 81 3-2 ③ G5-3			3	2	1	0	1	0	0
7 Jeff Francoeur, R (1, 9) OBP: 0.329, SLG: 0.419		X FA 84 0-0 ① G4-3 2-3	X FA 87 0-0 16 BB SF8 1-3 2-H 2B		F FA 89 C CH 81 B FA 88 X FA 90 1-2 ② F9			B FA 97 B FA 96 X FA 96 2-0 ① G6-3		4	1	1	1	0	0	1
23 Matt Diaz, R (1, 7) OBP: 0.374, SLG: 0.469		X CU 65 0-0 16 HR 3-H 1B	I IN 63 I IN 64 I IN 65 I IN 66 4-0 16 BB IBB		B CU 76 C FA 88 X FA 90 1-1 1B			B FA 97 B FA 96 B FA 96 B FA 96 4-0 16 G3-6-1 BB		2	1	2	1	2	0	0
16 Brian McCann, L (1, 2) OBP: 0.314, SLG: 0.433	C FA 86 C FA 86 B FA 88 F FA 88 D CU 68 X CU 78 2-2 1-H HR	B FA 87 B FA 87 B FA 87 C FA 86 B FA 86 4-1 1-2 2-3 3-H BB		B CH 80 F FA 89 B FA 88 B CH 81 X FA 88 3-1 ③ F9				B FA 96 B SL 86 X FA 95 2-0 ② ③ G3-6-1 1-2f		3	1	1	3	1	0	2
Jarrod Saltalamacchia, S (1, 3) OBP: 0.373, SLG: 0.495		F FA 87 F FA 87 B FA 85 S CU 78 1-3 ② K	B CU 65 F FA 88 B SL 79 F CH 78 X CU 65 2-2 ② SF8 3-H			B CU 74 B CU 74 F FA 88 C FA 89 X CU 75 2-2 ① G6-3			F FA 92 X CU 78 0-1 ① F8	3	0	0	1	0	1	0
26 Kyle Davies, R (1, 1) OBP: 0.280, SLG: 0.391 Oscar Villarreal, L (3, 1) 2 Kelly Johnson, L (6, PH) OBP: 0.382, SLG: 0.455 49 Wilfredo Ledezma, L (6, 1) Tyler Yates, R (7, 1) 39 Rafael Soriano, R (8, 1) Willie Harris, L (9, PH) OBP: 0.439, SLG: 0.478		B FA 87 C FA 86 B FA 87 F FA 87 F FA 89 X FA 88 2-2 19 FC4-6 1B	X FA 85 0-0 ③ F9			X FA 88 0-0 ② F8			B FA 94 X FA 93 1-0 ② G3	2 0 1 0 0 0 1	0 0 0 0 0 0 0	1 0 0 0 0 0 0	0 0 0 0 0 0 0	0 0 0 0 0 0 0	0 0 0 0 0 0 0	2 0 0 0 0 0 0
Inning Stats	R: 0 E: 1 K: 0 S: 3 H: 0 LOB: 0 BB: 0 P: 4	R: 3 E: 0 K: 1 S: 15 H: 4 LOB: 1 BB: 0 P: 20	R: 3 E: 0 K: 0 S: 15 H: 1 LOB: 2 BB: 4 P: 35	R: 0 E: 0 K: 1 S: 8 H: 0 LOB: 0 BB: 0 P: 10	R: 0 E: 0 K: 0 S: 8 H: 1 LOB: 1 BB: 0 P: 13	R: 0 E: 0 K: 0 S: 6 H: 0 LOB: 0 BB: 0 P: 8	R: 0 E: 0 K: 1 S: 9 H: 0 LOB: 0 BB: 0 P: 13	R: 0 E: 0 K: 0 S: 2 H: 0 LOB: 0 BB: 1 P: 10	R: 0 E: 0 K: 1 S: 6 H: 0 LOB: 0 BB: 0 P: 8	1B: 3 2B: 2 3B: 0 HR: 1 SF: 1 SAC: 0 DP: 2 HBP: 0	WP: 0 PB: 0 SB: 0 CS: 0 PA: 37					

PITCHER		IP	WLS	BF	H	R	ER	SO	BB	IBB	HBP	BLK	WP	HR	S	P	ERA	WHIP
52 Randy Wolf, L ERA: 4.73	(1, 1)	3.0		18	5	6	6	1	3	1	0	0	0	1	33	59	18.00	2.667
54 D.J. Houlton, R ERA:	(4, 1)	3.0		10	1	0	0	1	0	0	0	0	0	0	22	31	0.00	0.333
Rudy Seanez, R ERA: 3.2	(7, 1)	1.0	W	3	0	0	0	1	0	0	0	0	0	0	9	13	0.00	0.000
51 Jonathan Broxton, R ERA: 2.93	(8, 1)	1.0	H	3	0	0	0	0	1	0	0	0	0	0	2	10	0.00	1.000
44 Takashi Saito, R ERA: 1.3	(9, 1)	1.0	S	3	0	0	0	1	0	0	0	0	0	0	6	8	0.00	0.000

PITCHER	IP	WLS	BF	H	R	ER	SO	BB	IBB	HBP	BLK	WP	HR	S	P	ERA	WHIP

TOP

AB	31
R	6
H	6
RBI	6
BB	5
SO	4
LOB	9

Atlanta Braves @ Los Angeles Dodgers

Dodger Stadium, Los Angeles, CA

Tue Jul 03 2007, 7:10 PM PDT

Att. 43,052 - Clear - 82 F

livebaseballscorecards.com

BOTTOM

Batter	1	2	3	4	5	6	7	8	9	AB	R	H	RBI	BB	SO	LOB
15 Rafael Furcal, S (1, 6) OBP: 0.346, SLG: 0.366	F FA 88 X CU 74 0-1 9 SH1-3 9 S 7 1B 1B	B FA 91 B FA 91 B FA 91 D FA 92 4-0 1-2 BB	B FA 92 X FA 91 1-0 ②③ G4-6-3 1-2f			B CH 82 B FA 93 X FA 92 2-0 ② G1		B FA 95 B FA 95 B FA 93 C FA 93 C FA 93 F FA 95 F FA 94 X FA 94 3-2 9 FC5-4 1B		4	1	2	0	1	0	2
9 Juan Pierre, L (1, 8) OBP: 0.305, SLG: 0.322	B FA 90 L FA 90 1 SAFE B FA 89 B FA 91 X FA 91 3-1 ① SH1-3 1-3	B FA 92 B CH 82 C FA 92 B FA 92 X FA 93 3-1 ② F6		B FA 87 B FA 91 C CH 86 F FA 90 F FA 91 X FA 92 2-2 ① G6-3		C FA 93 X FA 92 0-1 ③ G1-3		1 SAFE X FA 94 0-0 ② FC5-4 7 CS 1-2f		4	0	0	0	0	0	3
7 James Loney, L (1, 3) OBP: 0.431, SLG: 0.667	D CH 81 F CU 77 C FA 91 F CU 78 F CH 81 B FA 91 F FA 92 B FA 92 X CH 80 3-2 12 G4-3 1B 3-H	S FA 92 F FA 92 F FA 92 F FA 91 D CU 78 S CU 75 1-3 ③ K		B FA 90 B CH 82 B CH 85 C FA 91 F FA 91 F FA 92 C FA 91 3-3 ② K			F FA 93 C FA 92 B SL 81 F FA 94 X SL 80 1-2 ① G4-3	B FA 94 F FA 94 B FA 94 2-1 ③ CS 1-2		4	0	1	1	0	2	2
12 Jeff Kent, R (1, 4) OBP: 0.352, SLG: 0.450	B FA 92 X FA 90 1-0 ② G4-3 1-2		S CU 77 X FA 91 0-1 27 G1-3 BB 2B 1B	X CH 84 0-0 ③ G5-3			B CH 82 B FA 92 C FA 92 B FA 93 X FA 92 3-1 G4-3 27 1B 2B			4	2	2	0	0	0	1
Luis Gonzalez, L (1, 7) OBP: 0.385, SLG: 0.476	C FA 90 S CH 81 C FA 91 S CH 80 1-3 ③ K		B FA 90 B FA 91 C FA 92 F CU 77 B CU 77 B CH 83 4-2 27 G1-3 2B 1-2 BB		B FA 90 C CH 85 F FA 90 B FA 91 T SL 86 2-2 ① K		C FA 92 X SL 82 0-1 ② G4-3 2-3			3	1	0	0	1	2	2
27 Matt Kemp, R (1, 9) OBP: 0.436, SLG: 0.569		X FA 90 0-0 HR 2B	D SL 86 X SL 87 1-0 ① G1-3 1-2 2-3		B CH 81 F FA 91 F SL 87 F SL 85 X FA 92 1-2 ② F9		D FA 96 C SL 88 B SL 86 S SL 88 B FA 96 X SL 86 3-2 1B 3-H 1B			4	1	2	1	0	0	2
Wilson Betemit, S (1, 5) OBP: 0.338, SLG: 0.462		B FA 90 X CH 80 1-0 2-H HR	C FA 92 C FA 92 X SL 85 0-2 1B 16 1B 2-H 3-H 2B		B CH 85 B FA 86 B CH 83 C FA 90 X FA 91 3-1 E6 FC4		1 SAFE 1 SAFE B FA 94 X FA 94 1-0 1-3 1B			4	2	3	4	0	0	0
Mike Lieberthal, R (1, 2) OBP: 0.267, SLG: 0.238 55 Russell Martin, R (9, 2) OBP: 0.371, SLG: 0.483		C CU 77 B CU 76 F FA 92 X 1-2 15 BB 1B	B FA 91 B SL 82 B FA 91 X FA 90 3-0 16 1B 2-3 1B		F FA 90 X FA 90 0-1 ③ FC4 1-2f		S SL 87 X FA 94 0-1 ③ F7			4 0	0 0	2 0	0 0	0 0	0 0	3 0
52 Randy Wolf, L (1, 1) OBP: 0.255, SLG: 0.233 16 Andre Ethier, L (3, PH) OBP: 0.341, SLG: 0.421 54 D.J. Houlton, R (4, 1) 6 Tony Abreu, S (6, PH) OBP: 0.319, SLG: 0.417 Rudy Seanez, R (7, 1) 51 Jonathan Broxton, R (8, 1) 5 Nomar Garciaparra, R (8, PH) OBP: 0.309, SLG: 0.333 44 Takashi Saito, L (9, 1)		1 SAFE B FA 89 B FA 90 B FA 90 C FA 90 X FA 91 3-1 ① F7	D FA 90 S CH 84 B FA 91 S CH 85 X CH 85 2-2 15 G4-6-3 1-2 3-H 1B			B FA 93 F FA 92 F FA 93 X CH 82 1-2 ① G6-3		B SL 80 F SL 82 S FA 94 F SL 83 B FA 95 C SL 84 2-3 ① K		1 1 0 1 0 0 0 1 0	0 0 0 0 0 0 0 0 0	0 1 0 0 0 0 0 1 0	0 1 0 0 0 0 0 0 0	0 1 0 0 0 0 1 0 0	0 0 0 0 0 0 0 0 0	1 0 0 0 0 0 0 0 0
Inning Stats	R: 1 E: 0 K: 1 S: 14 H: 2 LOB: 1 BB: 0 P: 22	R: 2 E: 0 K: 1 S: 14 H: 3 LOB: 2 BB: 1 P: 27	R: 3 E: 0 K: 0 S: 13 H: 4 LOB: 1 BB: 1 P: 24	R: 0 E: 0 K: 1 S: 9 H: 0 LOB: 0 BB: 0 P: 14	R: 0 E: 1 K: 1 S: 11 H: 0 LOB: 1 BB: 0 P: 17	R: 0 E: 0 K: 0 S: 6 H: 0 LOB: 0 BB: 0 P: 9	R: 1 E: 0 K: 0 S: 14 H: 3 LOB: 2 BB: 0 P: 22	R: 0 E: 0 K: 1 S: 11 H: 1 LOB: 0 BB: 0 P: 18		1B: 9 2B: 3 3B: 0 HR: 1 SF: 0 SAC: 1 DP: 1 HBP: 0					WP: 0 PB: 0 SB: 1 CS: 1	PA: 39

PITCHER		IP	WLS	BF	H	R	ER	SO	BB	IBB	HBP	BLK	WP	HR	S	P	ERA	WHIP
26 Kyle Davies, R ERA: 5.85	(1, 1)	2.0		14	6	5	5	2	2	0	0	0	0	1	32	57	22.50	4.000
Oscar Villarreal, R ERA: 3.94	(3, 1)	3.0		12	3	1	1	2	0	0	0	0	0	0	29	47	3.00	1.000
49 Wilfredo Ledezma, L ERA: 4.97	(6, 1)	1.2	L	6	1	1	1	0	0	0	0	0	0	0	14	21	5.40	0.600
Tyler Yates, R ERA: 3.75	(7, 1)	0.1		3	2	0	0	0	0	0	0	0	0	0	6	10	0.00	6.000
39 Rafael Soriano, R ERA: 3.03	(8, 1)	1.0		3	1	0	0	1	0	0	0	0	0	0	11	18	0.00	1.000

PITCHER		IP	WLS	BF	H	R	ER	SO	BB	IBB	HBP	BLK	WP	HR	S	P	ERA	WHIP

AB	35
R	7
H	13
RBI	7
BB	2
SO	5
LOB	16

Atlanta Braves @ Los Angeles Dodgers

Dodger Stadium, Los Angeles, CA

Wed Jul 04 2007, 6:10 PM PDT

Att. 56,000 - Partly Cloudy - 79 F

TOP

livebaseballscorecards.com

Batter	1	2	3	4	5	6	7	8	9	AB	R	H	RBI	BB	SO	LOB
19 Yunel Escobar, R (1, 4) OBP: 0.340, SLG: 0.423	X FA 88 0-0 10 P3 11 1B 1B		C SL 82 B CH 83 X FA 88 1-1 11 CS 1B		C SL 82 B FA 88 B CH 82 B FA 88 X SL 82 3-1 10 1B 1-3 2B	B SL 83 F FA 92 B SL 81 F FA 92 B SL 82 X SL 82 3-2 ② SF8 3-H			B SL 82 C SL 82 B FA 92 S SL 81 F SL 85 X SL 84 2-2 ① G6-3	4	1	3	1	0	0	0
11 Edgar Renteria, R (1, 6) OBP: 0.385, SLG: 0.487	X FA 89 0-0 1-2 1B		B SL 82 1 SAFE 1 SAFE T FA 88 B FA 88 F CH 82 F CU 74 B FA 88 T FA 87 3-2 ②③ K 1-2		F FA 87 X FA 89 0-1 ② G6-3	F FA 94 C FA 95 F SL 83 B FA 94 F CH 83 B FA 94 X SL 82 2-2 ③ G6-3			X SL 83 0-0 E5 S	5	0	1	0	0	1	5
10 Chipper Jones, S (1, 5) OBP: 0.409, SLG: 0.577	C SL 82 S FA 90 B FA 89 D CU 75 F FA 89 F CU 74 X FA 89 2-2 ① P3 2-3			B SL 81 X FA 87 1-0 ① G6-3	X FA 89 0-0 2-H 3-H 1B		T FF 92 F FF 92 F FF 93 X CH 85 0-2 ① G4-3		S FA 94 S FA 94 B FA 94 S FA 93 1-3 ② K	5	0	1	2	0	1	3
Andruw Jones, R (1, 8) OBP: 0.298, SLG: 0.392	F FA 89 B FA 87 S FA 83 B CH 82 S CH 82 2-3 ② K			B FA 88 F FA 88 F SL 82 T CH 82 1-2 ② K	F FA 88 S FA 89 B FA 88 D CH 81 F CH 83 F FA 89 B CU 74 S CH 82 3-3 ③ K		B CH 82 C SL 84 F FF 95 X FF 95 1-2 HR		F SL 84 S SL 84 F SL 84 D SL 84 D CU 78 F SL 84 B FA 93 S SL 84 3-3 ③ K 1-2	5	1	1	1	0	4	4
7 Jeff Francoeur, R (1, 9) OBP: 0.331, SLG: 0.423	F CH 83 X FA 88 0-1 ③ G5-3			F FA 87 F CH 82 B CH 82 X CH 82 1-2 23 FC6 1B		X CU 83 0-0 23 1B 16 1B 2B	C FF 93 X SL 84 0-1 ② G6-3			4	1	2	0	0	0	2
23 Matt Diaz, R (1, 7) OBP: 0.371, SLG: 0.464 Tyler Yates, R (7, 1) 39 Rafael Soriano, R (8, 1) Bob Wickman, R (9, 1)		X CU 72 0-0 ① F8		B FA 87 F FA 89 X CH 82 1-1 FC6 1-2		B FA 95 S FA 96 F FA 95 X FA 93 1-2 16 1B 19 SF8 2-3 1B	X FF 92 0-0 ③ G6-3			4 0 0 0	1 0 0 0	1 0 0 0	0 0 0 0	0 0 0 0	0 0 0 0	1 0 0 0
16 Brian McCann, L (1, 2) OBP: 0.313, SLG: 0.430		B FA 88 B CH 83 X SL 82 2-0 ② G3		S FA 88 X FA 89 0-1 ③ L5		C FA 94 B SL 83 B FA 94 F FA 94 B FA 96 X CH 84 3-2 2 BB 1-3 3-H 1B		B FA 95 F FA 94 S SL 86 B SL 88 F SL 85 F CH 88 F CH 89 X FA 97 2-2 ① F7		4	0	1	1	0	0	2
Jarrod Saltalamacchia, S (1, 3) OBP: 0.358, SLG: 0.474		B FA 86 B FA 88 C FA 84 B FA 88 X CH 82 3-1 ③ G6-3			F FA 86 S FA 86 F CH 82 X FA 89 0-2 ① P4	F CU 76 D CU 77 B FA 94 B FA 95 S SL 82 S CU 82 3-3 ① K		F SL 86 B FA 96 X SL 86 1-1 ② F7		4	0	0	0	0	1	2
36 Chuck James, L (1, 1) OBP: 0.267, SLG: 0.250 2 Kelly Johnson, L (6, PH) OBP: 0.384, SLG: 0.455 49 Wilfredo Ledezma, L (6, 1) 58 Peter Moylan, R (6, 1) Willie Harris, L (7, 7) OBP: 0.436, SLG: 0.475			C FA 86 B CU 73 S FA 87 X CU 73 1-2 ① G1-3		F FA 86 F FA 88 X CU 75 0-2 19 2B 10 1B 1B	P PO 84 B CU 82 S SL 80 B FA 93 C SL 82 B SL 82 4-2 1-2 BB		B FA 95 F FA 95 F SL 87 B FA 95 F FA 96 T CH 88 2-2 ③ K		2 0 0 0 1	1 0 0 0 0	1 0 0 0 0	0 1 0 0 0	0 0 0 0 1	0 0 0 0 0	0 0 0 0 0
Inning Stats	R: 0 E: 0 K: 1 S: 12 H: 2 LOB: 2 BB: 0 P: 16	R: 0 E: 0 K: 0 S: 4 H: 0 LOB: 0 BB: 0 P: 9	R: 0 E: 0 K: 1 S: 9 H: 1 LOB: 0 BB: 0 P: 14	R: 0 E: 0 K: 1 S: 11 H: 1 LOB: 2 BB: 0 P: 15	R: 2 E: 0 K: 1 S: 17 H: 3 LOB: 1 BB: 0 P: 23	R: 2 E: 0 K: 1 S: 21 H: 3 LOB: 2 BB: 1 P: 36	R: 1 E: 0 K: 0 S: 10 H: 1 LOB: 0 BB: 0 P: 11	R: 0 E: 0 K: 1 S: 12 H: 0 LOB: 0 BB: 0 P: 17	R: 0 E: 1 K: 2 S: 13 H: 0 LOB: 1 BB: 0 P: 19	1B: 8 2B: 2 3B: 0 HR: 1 SF: 1 SAC: 0 DP: 0 HBP: 0						

	AB	38
	R	5
	H	11
	RBI	5
	BB	1
	SO	8
	LOB	19

WP: 0 PB: 0 SB: 1 CS: 1 PA: 40

PITCHER		IP	WLS	BF	H	R	ER	SO	BB	IBB	HBP	BLK	WP	HR	S	P	ERA	WHIP
Mark Hendrickson, L ERA: 4.05	(1, 1)	5.0	L	22	7	2	2	4	0	0	0	0	0	0	53	77	3.60	1.400
Brett Tomko, R ERA: 6.14	(6, 1)	0.1		5	3	2	2	1	1	0	0	0	0	0	13	23	54.00	12.000
Rudy Seanez, R ERA: 3.15	(6, 1)	0.2		2	0	0	0	0	0	0	0	0	0	0	8	13	0.00	0.000
41 Chin-hui Tsao, R ERA: 3.0	(7, 1)	1.0		4	1	1	1	0	0	0	0	0	0	1	10	11	9.00	1.000
51 Jonathan Broxton, R ERA: 2.86	(8, 1)	1.0		3	0	0	0	1	0	0	0	0	0	0	12	17	0.00	0.000

PITCHER		IP	WLS	BF	H	R	ER	SO	BB	IBB	HBP	BLK	WP	HR	S	P	ERA	WHIP
44 Takashi Saito, R ERA: 1.26	(9, 1)	1.0		4	0	0	0	2	0	0	0	0	0	0	13	19	0.00	0.000

Batter	1	2	3	4	5	6	7	8	9	AB	R	H	RBI	BB	SO	LOB
15 Rafael Furcal, S (1, 6) OBP: 0.344, SLG: 0.363	C FA 85 B CH 74 B FA 86 C FA 85 B CH 76 X FA 86 3-2 L8 ①	C FA 88 F FA 89 C FA 90 0-3 K ③			B CH 75 C CH 74 B FA 88 F FA 88 X FA 88 2-2 F9 ②		B FA 95 C FA 94 S SL 88 F SL 86 B SL 87 S SL 88 2-3 K ②		B FA 91 C FA 91 C FA 91 X SL 83 1-2 1B	5	0	1	0	0	2	4
9 Juan Pierre, L (1, 8) OBP: 0.310, SLG: 0.332 Olmedo Saenz, R (9, PH) OBP: 0.346, SLG: 0.415	C FA 87 X FA 89 0-1 55 S 2B	C FA 86 B SL 76 F FA 87 X FA 91 1-2 G6-3 ①			X FA 89 0-0 2-H 2B		C FA 93 X FA 95 0-1 55 FC4-6 1B		S FA 91 B FA 93 F FA 92 F SL 83 C SL 85 1-3 K ③	4 1	0 0	3 0	1 0	0 0	0 1	0 2
55 Russell Martin, R (1, 2) OBP: 0.367, SLG: 0.476	C FA 88 D CH 77 C FA 89 B CH 76 T CH 76 2-2 K ② 2-3	B CH 77 C CH 76 B FA 88 F FA 87 B FA 89 X FA 87 3-2 F8 ②			X CH 75 0-0 F7 ③		X FA 94 0-0 FC4-6 ③ 1-2f			4	0	0	0	0	1	3
12 Jeff Kent, R (1, 4) OBP: 0.351, SLG: 0.451	B CH 75 B CH 76 F FA 89 F FA 89 X CH 76 2-2 F9 ③	B FA 88 B CH 76 C FA 87 B CH 75 X FA 88 3-1 F7 ③			S CH 80 B FA 93 X FA 93 1-1 7 1B 27 G6-4-3 2B			B FA 94 B FA 93 X FA 93 2-0 F7 ①		4	1	1	0	0	0	1
7 James Loney, L (1, 3) OBP: 0.435, SLG: 0.651		B FA 87 B CH 74 B FA 85 B FA 86 4-0 16 1B BB		C FA 86 X FA 88 0-1 L8 ①		C FA 92 D SL 83 D SL 84 B FA 93 F FA 92 F SL 82 X FA 92 3-2 27 G6-4-3 5 BB 2-3 1B		C SL 83 S SL 84 X FA 95 0-2 G4-3 ②		3	0	1	0	1	0	0
5 Nomar Garciaparra, R (1, 5) OBP: 0.308, SLG: 0.330		C FA 86 B CH 75 1 SAFE X CH 77 1-1 F7 ①		B FA 87 F FA 87 B CH 75 X CH 75 2-1 F8 ②		B CU 73 B FA 90 B FA 91 B FA 90 4-0 27 G6-4-3 1-2 BB		C SL 83 X SL 84 0-1 F8 ③		3	0	0	0	1	0	1
27 Matt Kemp, R (1, 9) OBP: 0.415, SLG: 0.539	B CH 75 F FA 88 B CH 76 T FA 88 B FA 90 C FA 88 3-3 K ②			B CH 76 B CH 74 C CH 75 F FA 89 X CH 72 2-2 G5-3 ③		X FA 91 0-0 G6-4-3 ① ② 1-2f 2-3 3-H			F FA 92 C FA 92 B FA 92 S SL 84 1-3 K ①	4	0	0	0	0	2	3
16 Andre Ethier, L (1, 7) OBP: 0.343, SLG: 0.427	F FA 88 X CH 76 0-1 BB 1-3 1B				B FA 86 X FA 84 1-0 9 2B 2B	B CU 74 C FA 91 S SL 75 B CU 75 B CU 75 X CU 76 3-2 G1-3 ③			C FA 91 X FA 92 0-1 G4-3 ②	4	1	2	0	0	0	1
Mark Hendrickson, L (1, 1) Luis Gonzalez, L (5, PH) OBP: 0.364, SLG: 0.479 Brett Tomko, R (8, 1) Rudy Seanez, R (8, 1) 41 Chin-hui Tsao, R (7, 1) 6 Tony Abreu, S (7, PH) OBP: 0.333, SLG: 0.412 51 Jonathan Broxton, R (8, 1) 44 Takashi Saito, L (8, 1) Wilson Betemit, S (8, PH) OBP: 0.342, SLG: 0.462		B FA 87 C FA 87 B FA 86 B FA 86 B FA 85 4-1 1-2 BB			X FA 87 0-0 P4 ①		C FA 94 S SL 87 S SL 87 0-3 K ①		C FA 91 B FA 92 B CH 84 C FA 92 B FA 91 B SL 81 4-2 15 1B BB	0 1 0 0 0 1 0 0 0 0	0 0 0 0 0 0 0 0 0 0	0 0 0 0 0 0 0 0 0 0	0 0 0 0 0 1 0 0 0 1	1 0 0 0 0 0 0 0 0 0	0 1 0 0 0 0 0 0 0 0	0 0 0 0 0 0 0 0 0 0
Inning Stats	R: 0 E: 0 K: 1 S: 11 H: 1 LOB: 1 BB: 0 P: 18	R: 0 E: 0 K: 2 S: 11 H: 1 LOB: 3 BB: 2 P: 23	R: 0 E: 0 K: 0 S: 8 H: 0 LOB: 0 BB: 0 P: 15	R: 0 E: 0 K: 0 S: 7 H: 0 LOB: 0 BB: 0 P: 11	R: 1 E: 0 K: 0 S: 7 H: 2 LOB: 1 BB: 0 P: 10	R: 1 E: 0 K: 0 S: 10 H: 2 LOB: 1 BB: 1 P: 21	R: 0 E: 0 K: 2 S: 10 H: 1 LOB: 1 BB: 0 P: 12	R: 0 E: 0 K: 0 S: 6 H: 0 LOB: 0 BB: 0 P: 8	R: 0 E: 0 K: 2 S: 14 H: 1 LOB: 2 BB: 1 P: 21	1B: 4 2B: 4 3B: 0 HR: 0 SF: 0 SAC: 0 DP: 1 HBP: 0						

PITCHER		IP	WLS	BF	H	R	ER	SO	BB	IBB	HBP	BLK	WP	HR	S	P	ERA	WHIP
36 Chuck James, L ERA: 3.96	(1, 1)	5.0	W	21	4	1	1	3	2	0	0	0	0	0	44	77	1.80	1.200
49 Wilfredo Ledezma, L ERA: 5.18	(6, 1)	0.0		2	2	1	1	0	0	0	0	0	0	0	6	10	∞	∞
58 Peter Moylan, R ERA: 2.32	(6, 1)	1.0	H	3	0	0	0	0	1	0	0	0	0	0	4	11	0.00	1.000
Tyler Yates, R ERA: 3.65	(7, 1)	1.0	H	4	1	0	0	2	0	0	0	0	0	0	10	12	0.00	1.000
39 Rafael Soriano, R ERA: 2.95	(8, 1)	1.0	H	3	0	0	0	0	0	0	0	0	0	0	6	8	0.00	0.000

PITCHER		IP	WLS	BF	H	R	ER	SO	BB	IBB	HBP	BLK	WP	HR	S	P	ERA	WHIP
Bob Wickman, R ERA: 4.18	(9, 1)	1.0	S	5	1	0	0	2	1	0	0	0	0	0	14	21	0.00	2.000

BOTTOM

Atlanta Braves @ Los Angeles Dodgers

Dodger Stadium, Los Angeles, CA

Wed Jul 04 2007, 6:10 PM PDT

Att. 56,000 - Partly Cloudy - 79 F

livebaseballscorecards.com

AB	34
R	2
H	8
RBI	1
BB	4
SO	7
LOB	16

WP: 0 PA: 38
PB: 0
SB: 1
CS: 0

Atlanta Braves @ Los Angeles Dodgers

Dodger Stadium, Los Angeles, CA

Thu Jul 05 2007, 7:10 PM PDT

Att. 41,052 - Partly Cloudy - 79 F

livebaseballscorecards.com

TOP

Batter	1	2	3	4	5	6	7	8	9	AB	R	H	RBI	BB	SO	LOB
Willie Harris, L (1, 7) OBP: 0.438, SLG: 0.469	C FA 92 S FA 94 B FA 94 F CH 86 F FA 95 S CH 85 1-3 **K** ①	S CH 85 B FA 94 B S FA 94 X FA 93 2-2 11 2B 1-2 1B		B FA 94 B FA 93 B FA 92 B FA 91 4-0 11 1B SF8 BB	F FA 88 F CU 75 B CU 77 B FA 90 S CH 78 2-3 **K** ③		B FA 89 D FA 89 1 SAFE 1 SAFE B FA 88 C FA 86 B FA 88 4-1 1-2 BB		B FF 92 S SL 85 X SL 86 1-1 **F8** ③	4	2	1	0	2	2	2
11 Edgar Renteria, R (1, 6) OBP: 0.385, SLG: 0.489	B FA 93 B FA 94 C FA 94 C FA 95 B FA 95 X FA 95 3-2 **F9** ②	C FA 96 B CU 79 F FA 96 B FA 96 X 2-2 1-H 2-H 2B		C CH 83 B CU 78 X FA 94 1-1 SF8 10 BB 2 1B 1-3 1B		B SL 83 B FA 88 C FA 86 S CH 79 F FA 90 B CH 82 X CH 81 3-2 **G1-3** ① X CH 78 0-0 **L8** ③				5	1	2	2	0	0	2
10 Chipper Jones, S (1, 5) OBP: 0.416, SLG: 0.603	B FA 94 F FA 94 B FA 94 B FA 92 B FA 94 4-1 BB BB	C X 0-1 **G6-3** ③		S CH 86 B FA 96 F CH 86 D CH 86 F FA 97 F CU 80 B B FA 96 4-2 2 1B 1-2 BB		B FA 90 C FA 89 B SL 86 B CH 80 C CH 78 X FA 91 3-2 **HR**		X FF 92 0-0 **HR**		3	2	2	2	2	0	1
Andruw Jones, R (1, 8) OBP: 0.299, SLG: 0.389	B FA 94 F CH 84 B FA 94 S FA 95 D CH 86 B FA 96 4-2 1-2 BB		X FA 94 0-0 **P4** ① C CU 77 B FA 95 F FA 96 X CH 83 1-2 7 E 7 7 S 7 1B 1B	C FA 96 S FA 97 F FA 96 F FS 84 F FA 97 B FA 95 D CH 86 X FA 97 2-2 **SF8** ② 2-3 3-H X FA 96 0-0 1-3 3-H 1B		H SL 84 1-0 **HBP**		X SL 85 0-0 **F8** ①	2	0	0	1	1	0	0
2 Kelly Johnson, L (1, 4) OBP: 0.384, SLG: 0.454	C FA 95 B FA 96 F FA 94 B CU 80 F FA 97 B CH 86 T FA 96 2-2 **K** ③					X CH 77 0-0 **F9** ②		S SL 84 B FF 92 X SL 84 1-1 **G3** ②		5	1	2	1	0	1	3
7 Jeff Francoeur, R (1, 9)		X FA 93 0-0 **HR**	S FA 95 F CH 85 F FA 96 B FA 95 X FA 95 1-2 E 1B 1-H 1B	B FS 86 X FS 84 1-0 **G5-3** ③		F CH 79 F CU 76 F FA 86 S CH 81 0-3 **K** ③		B SL 86 C FF 92 X SL 85 1-1 **G1-3** ③		5	1	2	2	0	1	3
Jarrod Saltalamacchia, S (1, 2) OBP: 0.360, SLG: 0.471		T FA 93 S FA 95 S FA 94 0-3 **K** ① B FA 95 C CU 78 B FA 94 B FA 95 C FA 95 1 SAFE X FA 95 3-2 E6 G3-6-3 1-3 1B			S CH 77 B FA 88 B CH 78 S FA 88 X CH 80 2-2 1B		C CU 71 S CH 79 X CH 80 0-2 **G6-3** ①		C SL 85 S FF 91 B SL 84 X SL 85 1-2 **G3-1** ①	5	0	2	0	0	1	0
Scott Thorman, L (1, 3) OBP: 0.257, SLG: 0.402	C FA 95 C CU 80 F FA 95 S FS 87 0-3 **K** ② S CH 83 T FA 94 X CH 83 0-2 **G3-6-3** ②③ 1-2f				B FA 88 X FA 88 1-0 **F8** ①		T SL 83 C CU 76 B CH 82 B SL 86 C CU 77 2-3 **K** ②		S FF 92 X SL 86 0-1 **F8** ②	5	0	0	0	0	2	3
15 Tim Hudson, R (1, 1) OBP: 0.231, SLG: 0.243 58 Peter Moylan, R (4, 1) 54 Chad Paronto, R (6, 1) 19 Yunel Escobar, R (7, PH) OBP: 0.346, SLG: 0.423 49 Wilfredo Ledezma, L (7, 1) 39 Rafael Soriano, R (8, 1) 23 Matt Diaz, R (9, PH) OBP: 0.374, SLG: 0.467 Bob Wickman, R (9, 1)		B FA 95 X FA 95 1-0 11 2B 1B 1B		C FA 93 B CU 77 C FA 93 B CU 78 C FA 96 2-3 **K** ①	L FA 87 L CH 81 B CU 76 D CH 79 B FA 89 T FA 87 3-2 **K** ②		L CH 79 B CH 83 B SL 85 S CH 80 B CH 83 B CH 80 4-2 BB BB		S FF 92 T FF 93 X SL 88 0-2 1B	2 1 0 0 0 0 1 0	1 0 0 0 0 0 0 0	1 0 0 0 0 0 0 1	0 0 0 0 1 0 0 0	0 0 0 0 0 0 0 0	1 1 0 0 0 0 0 0	0 1 0 0 0 0 0 0
Inning Stats	R: 0 E: 0 K: 2 S: 16 H: 0 LOB: 2 BB: 2 P: 30	R: 3 E: 0 K: 2 S: 17 H: 4 LOB: 1 BB: 0 P: 22	R: 1 E: 1 K: 0 S: 14 H: 3 LOB: 1 BB: 0 P: 19	R: 2 E: 0 K: 1 S: 17 H: 2 LOB: 2 BB: 2 P: 31	R: 0 E: 0 K: 2 S: 10 H: 1 LOB: 1 BB: 0 P: 18	R: 1 E: 0 K: 1 S: 12 H: 1 LOB: 1 BB: 0 P: 19	R: 0 E: 0 K: 1 S: 10 H: 0 LOB: 2 BB: 2 P: 20	R: 1 E: 0 K: 0 S: 6 H: 1 LOB: 0 BB: 0 P: 8	R: 0 E: 0 K: 0 S: 10 H: 1 LOB: 1 BB: 0 P: 12	1B: 9 2B: 1 3B: 0 HR: 3 SF: 1 SAC: 0 DP: 1 HBP: 1						

AB	38
R	8
H	13
RBI	8
BB	6
SO	9
LOB	15

WP: 0 PB: 0 SB: 1 CS: 0 PA: 46

PITCHER	IP	WLS	BF	H	R	ER	SO	BB	IBB	HBP	BLK	WP	HR	S	P	ERA	WHIP
31 Brad Penny, R (1, 1) ERA: 2.39	4.0		24	9	6	6	5	4	0	0	0	0	1	64	102	13.50	3.250
50 Eric Stults, L (5, 1) ERA: 3.0	3.0	L	14	2	1	1	4	2	0	1	0	0	1	32	57	3.00	1.333
41 Chin-hui Tsao, R (8, 1) ERA: 3.13	2.0		8	2	1	1	0	0	0	0	0	0	1	16	20	4.50	1.000

PITCHER	IP	WLS	BF	H	R	ER	SO	BB	IBB	HBP	BLK	WP	HR	S	P	ERA	WHIP

Batter	1	2	3	4	5	6	7	8	9	AB	R	H	RBI	BB	SO	LOB
15 Rafael Furcal, S (1, 6) OBP: 0.339, SLG: 0.357	C FA 91 C FA 91 B FA 92 X CH 84 1-2 ① G4-3	B FA 93 F FA 92 C FA 92 F FS 83 S SL 88 1-3 ③ K	C FA 93 S FC 88 D FS 85 B FA 93 F FA 92 B FA 92 X FA 92 3-2 ③ G1-3		X FA 91 0-0 E3 1-2 2-3		B FA 94 B FA 94 X FA 93 2-0 ③ G6-3			5	0	0	0	0	1	5
9 Juan Pierre, L (1, 8) OBP: 0.311, SLG: 0.339	B FA 91 B FA 91 B FA 91 C FA 91 C FA 92 X CH 83 3-2 ② G4-3		C FA 90 X FA 91 0-1 12 1B 1B	B FA 90 L FA 90 B FA 91 X CU 75 2-1 3B	C FA 91 X FA 92 0-1 ③ F7			C FA 93 F FA 95 X FA 94 0-2 ① G4-3		5	1	2	0	0	0	3
55 Russell Martin, R (1, 2) OBP: 0.364, SLG: 0.471	F FA 93 C CH 85 B CU 79 X FA 92 1-2 1B		1 SAFE 1 SAFE C FC 86 1 SAFE S SL 81 1 SAFE B FA 90 1 SAFE S SL 88 1-3 ① K	B FA 89 B FA 91 X FA 90 2-0 ① G1-3		C FA 92 B SL 85 X SL 83 1-1 ① G4-3		F FA 94 F SL 83 B FA 95 F SL 85 F FA 95 S SL 83 1-3 ② K		5	0	1	0	0	2	2
12 Jeff Kent, R (1, 4) OBP: 0.352, SLG: 0.450	B FA 92 1 SAFE X FA 91 1-0 ③ L7		X SL 86 0-0 1B E 1B 1-2	C FA 91 F FA 92 S CU 77 0-3 ② K		S FA 92 F SL 86 B SL 86 X SL 85 1-2 ② G5-3		S SL 84 B SL 83 X FA 94 1-1 1B		5	1	2	0	0	1	2
Luis Gonzalez, L (1, 7) OBP: 0.387, SLG: 0.475		C B F B B X 3-2 7 1B 5 1B 16 G4-6-3 1B	D FA 93 X FA 92 1-0 E8 16 BB 31 1B 1B 1-H 2-H	C FA 91 X FA 93 0-1 ③ G4-1		B FA 90 B FA 91 C SL 84 B FA 91 B FA 90 4-1 5 1B BB		B FA 94 D FA 88 X FA 95 2-0 ③ P6		4	2	2	1	1	0	2
5 Nomar Garciaparra, R (1, 5) OBP: 0.313, SLG: 0.332	B S D F X 2-2 16 G4-6-3 7 1B 31 2B 1-2 1B	B SL 87 B SL 86 B SL 86 C FA 92 B FA 92 4-1 16 BB 31 1B BB			B FA 90 X FA 92 1-0 ① G5-3	C FA 93 F SL 85 B FA 93 1 SAFE F SL 84 D FA 91 B FA 90 F SL 85 X SL 85 3-2 1-2 1B			C FA 92 X FA 91 0-1 ① L9	4	2	2	0	1	0	0
7 James Loney, L (1, 3) OBP: 0.419, SLG: 0.618	B F X SL 88 1-1 16 G4-6-3 1-2 2-3 1B	C FA 93 X FA 92 0-1 ② L6	C FA 92 F FA 93 B CU 75 X CU 78 1-2 ② F7	B FA 90 F FA 90 F SL 84 B FA 90 X FA 91 2-2 ③ G4-3					X FA 92 0-0 ② G6-3	5	0	1	0	0	0	4
16 Andre Ethier, L (1, 9) OBP: 0.347, SLG: 0.427 27 Matt Kemp, R (7, PH) OBP: 0.417, SLG: 0.532 (8, 9)	D FA 94 X FA 93 1-0 ① ② G4-6-3 1-2f 2-3 3-H	B FA 92 B FA 92 B FA 93 B FA 92 4-0 31 1B 1-2 2-3 BB	C FA 92 B FA 93 F FA 91 X FA 94 1-2 15 E 50 1B 1B				B SL 81 F FA 92 B CH 80 B FA 94 F CH 82 B FA 94 4-2 G6-4-3 BB		X FA 91 0-0 ③ L9	2 1	0 0	1 0	0 0	1 1	0 0	2 0
31 Brad Penny, R (1, 1) OBP: 0.314, SLG: 0.364 50 Eric Stults, L (5, 1) OBP: 1.000, SLG: 1.000 Olmedo Saenz, R (7, PH) OBP: 0.341, SLG: 0.409 41 Chin-hui Tsao, R (8, 1)	F SL 83 B SL 86 B FA 92 B FA 92 X FA 92 3-1 3-H 2B	S SL 83 X SL 86 0-1 1-3 2-H 3-H 1B	1 SAFE X FA 92 0-0 15 E 1-2 1B			C CH 81 B FA 94 S FA 93 X FA 95 1-2 ① ② G6-4-3 1-2f			2 1 1 0	0 0 0 0	2 1 0 0	3 0 0 0	0 0 0 0	0 0 0 0	0 0 1 0

Inning Stats	1	2	3	4	5	6	7	8	9
	R: 0 E: 0 K: 0 S: 10 H: 1 LOB: 1 BB: 0 P: 16	R: 2 E: 0 K: 1 S: 15 H: 4 LOB: 1 BB: 0 P: 26	R: 4 E: 1 K: 1 S: 16 H: 4 LOB: 2 BB: 2 P: 29	R: 0 E: 0 K: 1 S: 8 H: 1 LOB: 1 BB: 0 P: 12	R: 0 E: 1 K: 0 S: 11 H: 2 LOB: 3 BB: 0 P: 14	R: 0 E: 0 K: 0 S: 14 H: 1 LOB: 2 BB: 1 P: 25	R: 0 E: 0 K: 0 S: 6 H: 0 LOB: 0 BB: 1 P: 13	R: 0 E: 0 K: 1 S: 11 H: 1 LOB: 1 BB: 0 P: 15	R: 0 E: 0 K: 0 S: 4 H: 0 LOB: 0 BB: 0 P: 4

PITCHER		IP	WLS	BF	H	R	ER	SO	BB	IBB	HBP	BLK	WP	HR	S	P	ERA	WHIP
15 Tim Hudson, R ERA: 3.54	(1, 1)	3.0		20	10	6	6	2	2	0	0	0	0	0	43	75	18.00	4.000
58 Peter Moylan, R ERA: 2.22	(4, 1)	2.0	W	9	2	0	0	1	0	0	0	0	0	0	17	22	0.00	1.000
54 Chad Paronto, R ERA: 4.26	(6, 1)	1.0	H	5	1	0	0	0	1	0	0	0	0	0	14	25	0.00	2.000
49 Wilfredo Ledezma, L ERA: 5.06	(7, 1)	1.0	H	3	0	0	0	0	1	0	0	0	0	0	6	13	0.00	1.000
39 Rafael Soriano, R ERA: 2.87	(8, 1)	1.0	H	4	1	0	0	1	0	0	0	0	0	0	11	15	0.00	1.000

PITCHER		IP	WLS	BF	H	R	ER	SO	BB	IBB	HBP	BLK	WP	HR	S	P	ERA	WHIP
Bob Wickman, R ERA: 4.03	(9, 1)	1.0	S	3	0	0	0	0	0	0	0	0	0	0	4	4	0.00	0.000

BOTTOM

Atlanta Braves @ Los Angeles Dodgers

Dodger Stadium, Los Angeles, CA

Thu Jul 05 2007, 7:10 PM PDT

Att. 41,052 - Partly Cloudy - 79 F

livebaseballscorecards.com

AB	40
R	6
H	14
RBI	4
BB	4
SO	4
LOB	21

1B: 12	SF: 0		WP: 0	PA: 44
2B: 1	SAC: 0		PB: 0	
3B: 1	DP: 2		SB: 0	
HR: 0	HBP: 0		CS: 0	

Atlanta Braves @ San Diego Padres

PETCO Park, San Diego, CA

Fri Jul 06 2007, 10:05 PM EDT

Att. 37,526 - Clear - 69 F

TOP

livebaseballscorecards.com

Batter	1	2	3	4	5	6	7	8	9	AB	R	H	RBI	BB	SO	LOB
Willie Harris, L (1, 7) OBP: 0.425, SLG: 0.453	C CH 85 X FA 89 0-1 ① F8		C FA 87 T CU 69 B FA 87 F CU 70 X CH 77 1-2 ② G6-3	B CU 70 C CH 78 X CU 69 1-1 ③ G3		F FA 88 F SL 84 B CU 74 F CU 76 F SL 84 B FA 89 X SL 85 2-2 ① G1-3			B FA 93 F FA 93 B FA 93 B FA 93 C FA 94 X FA 93 3-2 ① G1-3	5	0	0	0	0	0	2
11 Edgar Renteria, R (1, 6) OBP: 0.388, SLG: 0.488	C FA 86 B FA 87 B FA 88 B FA 88 B FA 89 4-1 BB		X FA 88 0-0 ③ G4-3		C CH 76 C CH 85 B CU 70 X CH 77 1-2 10 BB 1B	B FA 88 C FA 90 B CU 78 B SL 84 B SL 88 4-1 10 G6-4-3 BB			X FA 94 0-0 ② G6-3	3	1	1	0	2	0	0
10 Chipper Jones, S (1, 5) OBP: 0.419, SLG: 0.606	C CU 70 C FA 86 B FA 89 X FA 88 1-2 ② F7			B CH 82 C CH 84 B CU 67 X CU 68 2-1 HR 1B	T FA 86 B CH 84 1 SAFE B FA 86 C FA 87 B CH 85 B CH 76 4-2 E 1B 2 2B 1-2 BB	X FA 90 0-0 ②③ G6-4-3 1-2f			B FA 95 X FA 93 1-0 2B	4	2	2	0	1	0	2
Andruw Jones, R (1, 8) OBP: 0.301, SLG: 0.399	B CU 68 B FA 89 C FA 88 B CU 71 F FA 87 F FA 90 X FA 91 3-2 ③ G6-3			B CU 67 B FA 86 S CH 77 S CH 77 F CU 71 F CU 70 X CU 72 2-2 1-H HR	C FA 86 B SI 87 S CU 71 X FA 89 1-2 E8 2 2B 7 1B 1-3 2-H 1B		B SL 82 F SL 84 X CU 74 1-1 ① G6-3		C SL 81 X SL 81 0-1 ③ F7	5	2	2	3	0	0	2
2 Kelly Johnson, L (1, 4) OBP: 0.388, SLG: 0.461		B CH 84 X CH 85 1-0 7 G6-4-3 1B		F CH 80 B FA 89 B CH 80 F FA 87 X CU 71 2-2 7 1B 38 1B 1B	B CH 84 B CH 85 B FA 88 X FA 87 3-0 7 1B 1-3 SF8 3-H 2B		F SL 84 F SL 84 B CU 76 F CU 76 X CU 76 1-2 ② F9			4	2	3	1	0	0	0
7 Jeff Francoeur, R (1, 9) OBP: 0.333, SLG: 0.433		C FA 87 1 SAFE X FA 89 0-1 ①② G6-4-3 1-2f		1 SAFE M FA 88 B FA 88 X CH 79 1-1 38 1B 1-2 1B	C SL 84 B SL 83 B CU 75 S SL 84 F CU 75 X FA 89 2-2 FC3-6 2-3 3-H 1B		F SL 85 B FA 89 S FA 82 F CU 76 C SL 84 1-3 ③ K			4	0	2	1	0	1	1
Jarrod Saltalamacchia, S (1, 2) OBP: 0.360, SLG: 0.476 16 Brian McCann, L (7, 2) OBP: 0.312, SLG: 0.429		B FA 89 B CH 85 F CH 84 X FA 87 2-1 2B		F CH 79 B CH 79 B CH 78 C CU 70 S CU 68 2-3 ① K	C SL 85 B CU 75 X SL 80 1-1 ① FC3-6 1-2f			B F FA 94 C FA 94 S SL 86 1-3 ① K		3 1	0 0	1 0	0 0	0 0	1 1	4 0
Scott Thorman, L (1, 3) OBP: 0.253, SLG: 0.397		B CU 68 B FA 89 C CU 69 F CH 85 B FA 89 S CU 68 3-3 ③ K		X CH 83 0-0 ② F7	X SL 85 0-0 ② SF8 3-H			X FA 95 0-0 ② L5		3	0	0	1	0	1	3
38 Buddy Carlyle, L (1, 1) OBP: 0.071, SLG: 0.071 Tyler Yates, R (9, 1)			B CH 84 C CH 84 X FA 86 1-1 ① G6-3	X FA 86 0-0 1-3 2-H 1B	C SL 85 B CU 75 C FA 89 F SL 77 F SL 84 B FA 90 B FA 90 X 3-2 ③ G5-3			C FA 95 F FA 95 X FA 97 0-2 ③ G6-3		4 0	0 0	1 0	1 0	0 0	0 0	1 0

Inning Stats	1	2	3	4	5	6	7	8	9
	R: 0 E: 0 K: 0 S: 10 H: 0 LOB: 1 BB: 1 P: 18	R: 0 E: 0 K: 1 S: 8 H: 2 LOB: 1 BB: 0 P: 14	R: 0 E: 0 K: 0 S: 7 H: 0 LOB: 0 BB: 0 P: 9	R: 3 E: 0 K: 1 S: 19 H: 5 LOB: 2 BB: 0 P: 29	R: 4 E: 1 K: 0 S: 21 H: 4 LOB: 1 BB: 1 P: 36	R: 0 E: 0 K: 0 S: 7 H: 0 LOB: 0 BB: 1 P: 13	R: 0 E: 0 K: 1 S: 10 H: 0 LOB: 0 BB: 0 P: 13	R: 0 E: 0 K: 1 S: 7 H: 0 LOB: 0 BB: 0 P: 8	R: 0 E: 0 K: 0 S: 7 H: 1 LOB: 1 BB: 0 P: 11

1B: 8 2B: 3 3B: 0 HR: 1 SF: 1 SAC: 0 DP: 2 HBP: 0

WP: 0 PB: 0 SB: 0 CS: 0 PA: 40

	AB	36
	R	7
	H	12
	RBI	7
	BB	3
	SO	4
	LOB	15

PITCHER		IP	WLS	BF	H	R	ER	SO	BB	IBB	HBP	BLK	WP	HR	S	P	ERA	WHIP
Justin Germano, R ERA: 3.9	(1, 1)	4.0	L	23	10	7	7	2	2	0	0	0	0	1	53	88	15.75	3.000
45 Justin Hampson, L ERA: 2.3	(5, 1)	3.0		10	1	0	0	1	1	0	0	0	0	0	29	44	0.00	0.667
41 Kevin Cameron, R ERA: 0.31	(8, 1)	2.0		7	1	0	0	1	0	0	0	0	0	0	14	19	0.00	0.500

PITCHER		IP	WLS	BF	H	R	ER	SO	BB	IBB	HBP	BLK	WP	HR	S	P	ERA	WHIP

BOTTOM

Atlanta Braves @ San Diego Padres

PETCO Park, San Diego, CA

Fri Jul 06 2007, 10:05 PM EDT

Att. 37,526 - Clear - 69 F

livebaseballscorecards.com

Batter	1	2	3	4	5	6	7	8	9	AB	R	H	RBI	BB	SO	LOB
24 Brian Giles, L (1, 9) OBP: 0.374, SLG: 0.359	B FA 89 F FA 89 B CH 80 B FA 90 C FA 90 X FA 91 3-2 4 1B 1B 1B	X FA 91 0-0 ③ F8			C CH 80 B CH 83 C FA 92 B FA 95 B FA 93 X FA 92 3-2 2B		B FA 93 C FA 93 C CH 82 F FA 94 S FA 96 1-3 ③ K			4	1	2	0	0	1	2
22 Marcus Giles, R (1, 4) OBP: 0.318, SLG: 0.348	1 SAFE F FA 91 F CU 78 S FA 93 0-3 ① K		C FA 92 C FA 93 X SL 82 0-2 ① G5-3		B FA 95 F FA 93 B FA 94 S CU 77 S FA 94 2-3 ③ K			C CU 75 X CU 80 0-1 ① L8		4	0	0	0	0	2	2
Mike Cameron, R (1, 8) OBP: 0.324, SLG: 0.437	X CU 78 0-0 4 1B 3 FC5-4 1-3 1B		B FA 93 B FA 92 B FA 92 B FA 91 4-0 4 G6-4-3 BB			C FA 92 B SL 82 F CU 80 S FA 95 1-3 ① K		X FA 85 0-0 ② F8		3	1	1	0	1	1	0
4 Michael Barrett, R (1, 2) OBP: 0.301, SLG: 0.409	C FA 93 1 SAFE X FA 92 0-1 3 FC5-4 1-3 3-H 1B		B FA 93 1 SAFE C FA 92 F CU 81 1 SAFE B FA 93 X FA 93 2-2 ②③ G6-4-3 1-2f			X FA 94 0-0 3 G6-3 1B		B FA 88 B CU 75 B FA 88 C FA 88 F FA 93 X FA 94 3-2 ③ L4		4	0	2	1	0	0	1
3 Khalil Greene, R (1, 6) OBP: 0.280, SLG: 0.469	B FA 93 B FA 92 B FA 92 C FA 91 X FA 92 3-1 ② FC5-4 1-2f 3-H			C FA 92 S CU 78 C FA 94 0-3 ① K		B FA 92 B FA 92 F FA 91 S CU 79 X FA 94 2-2 ②③ G6-3 1-2f			C FA 98 B FA 98 F FA 98 F FA 91 F FA 98 X SL 90 1-2 28 G4-3 1B 1B	4	1	1	1	0	1	2
Russell Branyan, L (1, 5) (5, 7) OBP: 0.333, SLG: 0.443	X FA 93 0-0 ③ L4			F CH 81 F CH 84 S FA 95 0-3 ② K			B CH 77 B FA 91 X FA 89 2-0 HR		C FA 98 F FA 98 S FA 98 0-3 ① K	4	1	1	1	0	2	2
José Cruz Jr., S (1, 7) 41 Kevin Cameron, R (8, 1) 28 Josh Bard, S (9, PH) OBP: 0.338, SLG: 0.379		X FA 91 0-0 ① G4-3		C CH 81 S FA 94 S FA 96 0-3 ③ K			C FA 92 F FA 94 B FA 93 B CU 81 F FA 93 B FA 93 X FA 91 3-2 ① P4		B FA 98 B FA 97 X FA 97 2-0 ② G4-3 1-2	2 0 1	0 0 0	0 0 0	0 0 0	0 0 0	1 0 0	0 0 1
Geoff Blum, S (1, 3) OBP: 0.272, SLG: 0.311		C FA 90 B FA 89 X FA 93 1-1 SH1-3 1B			C FA 91 B CH 82 X FA 91 1-1 ① G5-3		F FA 90 B CH 83 F CH 82 B FA 95 B CH 82 X FA 93 3-2 ② G3-1		S SL 89 X FA 98 0-1 2-H 1B	4	0	2	1	0	0	0
Justin Germano, R (1, 1) OBP: 0.385, SLG: 0.417 45 Justin Hampson, L (5, 1) 5 Kevin Kouzmanoff, R (5, 5) OBP: 0.287, SLG: 0.382 Hiram Bocachica, R (7, PH) OBP: 0.271, SLG: 0.338		1 SAFE X FA 90 0-0 ② SH1-3 1-2			B FA 91 C FA 90 X CU 78 1-1 ② G5-3		X FA 93 0-0 2B		D SL 91 X SL 90 1-0 ③ F8	0 0 3 1	0 0 0 0	0 0 1 0	0 0 0 0	0 0 0 0	0 0 0 0	0 0 1 0
Inning Stats	R: 2 E: 0 K: 1 S: 12 H: 3 LOB: 1 BB: 0 P: 18	R: 0 E: 0 K: 0 S: 5 H: 1 LOB: 1 BB: 0 P: 6	R: 0 E: 0 K: 0 S: 6 H: 0 LOB: 0 BB: 1 P: 12	R: 0 E: 0 K: 3 S: 9 H: 0 LOB: 0 BB: 0 P: 9	R: 0 E: 0 K: 1 S: 10 H: 1 LOB: 1 BB: 0 P: 17	R: 0 E: 0 K: 1 S: 7 H: 1 LOB: 0 BB: 0 P: 10	R: 1 E: 0 K: 1 S: 13 H: 2 LOB: 1 BB: 0 P: 22	R: 0 E: 0 K: 0 S: 6 H: 0 LOB: 0 BB: 0 P: 9	R: 1 E: 0 K: 1 S: 12 H: 2 LOB: 1 BB: 0 P: 16	1B: 7 2B: 2 3B: 0 HR: 1 SF: 0 SAC: 1 DP: 2 HBP: 0						

	AB	34
	R	4
	H	10
	RBI	4
	BB	1
	SO	8
	LOB	11

PITCHER		IP	WLS	BF	H	R	ER	SO	BB	IBB	HBP	BLK	WP	HR	S	P	ERA	WHIP
38 Buddy Carlyle, R ERA: 4.5	(1, 1)	8.0	W	31	8	3	3	7	1	0	0	0	0	1	68	103	3.38	1.125
Tyler Yates, R ERA: 3.79	(9, 1)	1.0		5	2	1	1	1	0	0	0	0	0	0	12	16	9.00	2.000

PITCHER	IP	WLS	BF	H	R	ER	SO	BB	IBB	HBP	BLK	WP	HR	S	P	ERA	WHIP

Atlanta Braves @ San Diego Padres

PETCO Park, San Diego, CA

Sat Jul 07 2007, 3:55 PM EDT

Att. 41,419 - Sunny - 75 F

TOP

livebaseballscorecards.com

Batter	1	2	3	4	5	6	7	8	9	AB	R	H	RBI	BB	SO	LOB
19 Yunel Escobar, R (1, 4) OBP: 0.339, SLG: 0.412	X FA 89 0-0 ① L9		C CU 70 B FA 87 X SL 83 1-1 3-H 1B	C CU 80 D CU 82 X FA 95 1-1 ③ G3			B CU 86 B FA 97 B CU 84 C FA 96 X FA 97 3-1 ② L4		S FC 87 X FA 88 0-1 ① F8	5	0	1	1	0	0	2
11 Edgar Renteria, R (1, 6) OBP: 0.388, SLG: 0.486	C FA 89 B CU 72 F FA 90 X FA 88 1-2 ② F8		B FA 88 B CU 69 F FA 87 F FA 89 C SL 85 2-3 ② K		B FA 94 F FA 94 X FA 95 1-1 G6-4-3 10 BB 1B		B CU 85 C FA 98 B CU 86 B CU 84 X FA 97 3-1 10 1B 3B 1B		B FC 87 C FC 88 S SL 84 F CH 77 B CH 75 F SL 85 C FC 87 2-3 ② K	5	1	2	0	0	2	1
10 Chipper Jones, S (1, 5) OBP: 0.419, SLG: 0.600	B FA 90 C CU 71 X FA 88 1-1 ③ G6-3		1 SAFE F FA 89 X CU 71 0-1 ③ F7		B FA 94 B FA 89 B CH 82 B FA 91 4-0 G6-4-3 1-2 BB		C FA 97 B FA 98 X CU 86 1-1 1-2 3B 1B		X FC 87 0-0 ③ G4-3	4	1	1	0	1	0	1
Andruw Jones, R (1, 8) OBP: 0.303, SLG: 0.404		S FA 87 F FA 88 B CU 72 X FA 88 1-2 ① P2		C CH 76 B FA 88 F CU 70 F CU 69 B FA 86 B FA 86 F FA 89 B CU 70 4-2 7 HR BB	C FA 94 B FA 91 X FA 91 1-1 ① ② G6-4-3 1-2f 2-3		S CU 87 X CU 87 0-1 1-H 2-H 3B			3	1	1	2	1	0	2
7 Jeff Francoeur, R (1, 9) OBP: 0.332, SLG: 0.439		B CU 72 X SL 84 1-0 ② G6-3		S SL 84 S FA 88 F SL 84 B FA 85 1 SAFE X SL 84 1-2 1-H HR	B CU 82 X FA 95 1-0 ③ G3-1		B FA 98 F FA 98 C FA 98 S FA 98 1-3 ③ K			4	1	1	2	0	1	2
23 Matt Diaz, R (1, 7) OBP: 0.377, SLG: 0.473		B CU 72 X FA 88 1-0 2B		B FA 90 X FA 91 1-0 37 SH1-4 16 1B 1B		X CU 79 0-0 ① G6-3		S FA 93 B FA 94 F CH 80 X FA 94 1-2 ① G4-3		4	0	2	0	0	0	0
16 Brian McCann, L (1, 2) OBP: 0.311, SLG: 0.426		S FC 85 X SL 84 0-1 ③ F7		1 SAFE X CH 82 0-0 1-2 37 SH1-4 1B		B FA 94 X CU 79 1-0 ② G3-1		C CH 82 F FA 93 F CU 81 B FA 94 B CU 80 B FA 94 X FA 92 3-2 ② G4-3		4	0	1	0	0	0	1
Jarrod Saltalamacchia, S (1, 3) OBP: 0.364, SLG: 0.481			B FA 87 X FA 87 1-0 37 SH1-4 19 1B 2B	S CU 78 B FA 92 F CU 80 B FA 94 S CU 80 2-3 ① K		X CU 80 0-0 ③ G4-3		B CH 82 B CH 82 B FA 92 C FA 93 B FA 92 4-1 2 WP BB		3	1	1	0	1	1	2
37 Jo-Jo Reyes, L (1, 1) Oscar Villarreal, L (4, 1) 58 Peter Moylan, R (6, 1) Willie Harris, L (7, PH) OBP: 0.423, SLG: 0.450 Tyler Yates, R (7, 1) 54 Chad Paronto, R (7, 1) 2 Kelly Johnson, L (8, PH) OBP: 0.387, SLG: 0.459 27 Joey Devine, R (8, 1)			X SL 83 0-0 ① SH1-4 2-3	S FA 94 X CU 81 0-1 ② SH1-4 1-2 2-3			C C CU 85 B CU 84 B FA 98 B CU 84 S CU 85 3-3 ① K	C CH 82 F FA 95 B CU 82 B FA 96 B CH 84 F FA 95 X FA 95 3-2 ③ G4-3 1-2		0 0 0 1 0 0 0 1 0	0 0 0 0 0 0 0 0 0	0 0 0 0 0 0 0 0 0	0 0 0 0 0 0 0 1 0	0 0 0 1 0 0 0 0 0	0 0 0 0 0 0 0 1 0
Inning Stats	R: 0 E: 0 K: 0 S: 6 H: 0 LOB: 0 BB: 0 P: 8	R: 0 E: 0 K: 0 S: 7 H: 1 LOB: 1 BB: 0 P: 10	R: 1 E: 0 K: 1 S: 9 H: 2 LOB: 1 BB: 0 P: 13	R: 2 E: 0 K: 1 S: 17 H: 3 LOB: 2 BB: 1 P: 26	R: 0 E: 0 K: 0 S: 5 H: 1 LOB: 1 BB: 1 P: 12	R: 0 E: 0 K: 0 S: 3 H: 0 LOB: 0 BB: 0 P: 4	R: 2 E: 0 K: 2 S: 14 H: 3 LOB: 1 BB: 0 P: 25	R: 0 E: 0 K: 0 S: 12 H: 0 LOB: 1 BB: 1 P: 23	R: 0 E: 0 K: 1 S: 8 H: 0 LOB: 0 BB: 0 P: 10	1B: 6 2B: 2 3B: 1 HR: 1 SF: 0 SAC: 2 DP: 1 HBP: 0						

	AB	34
	R	5
	H	10
	RBI	5
	BB	3
	SO	5
	LOB	12

		WP: 1	PA: 39
		PB: 0	
		SB: 0	
		CS: 0	

PITCHER		IP	WLS	BF	H	R	ER	SO	BB	IBB	HBP	BLK	WP	HR	S	P	ERA	WHIP
David Wells, L ERA: 4.31	(1, 1)	3.0		14	4	3	3	1	1	0	0	0	0	1	30	44	9.00	1.667
26 Doug Brocail, R ERA: 3.03	(4, 1)	3.0		12	3	0	0	1	1	0	0	0	0	0	17	29	0.00	1.333
21 Heath Bell, R ERA: 1.78	(7, 1)	1.0	W	6	3	2	2	2	0	0	0	0	0	0	14	25	18.00	3.000
Scott Linebrink, R ERA: 2.52	(8, 1)	1.0	H	4	0	0	0	0	1	0	0	0	1	0	12	23	0.00	1.000
Trevor Hoffman, R ERA: 1.91	(9, 1)	1.0	S	3	0	0	0	1	0	0	0	0	0	0	8	10	0.00	0.000

PITCHER		IP	WLS	BF	H	R	ER	SO	BB	IBB	HBP	BLK	WP	HR	S	P	ERA	WHIP

Atlanta Braves @ San Diego Padres

PETCO Park, San Diego, CA

Sat Jul 07 2007, 3:55 PM EDT

Att. 41,419 - Sunny - 75 F

livebaseballscorecards.com

BOTTOM

Batter	1	2	3	4	5	6	7	8	9	AB	R	H	RBI	BB	SO	LOB
24 Brian Giles, L (1, 9) OBP: 0.370, SLG: 0.352	B FA 94 F FA 95 B FA 95 B FA 95 B FA 95 4-1 22 G6-4-3 BB		C FA 94 X FA 95 0-1 G1-6-3 1-2f ② ③	B FA 94 X FA 90 1-0 P3 ③		1 SAFE C FA 92 C FA 92 C SL 80 0-3 K ③		X FA 97 0-0 G4-3 ①		4	0	0	0	1	1	4
22 Marcus Giles, R (1, 4) OBP: 0.317, SLG: 0.344	B FA 96 F FA 94 D FA 88 X FA 95 2-1 G6-4-3 1-2f ① ②			F FA 93 B FA 95 B FA 94 B FA 86 B FA 94 4-1 WP 23 BB HR BB	F FA 92 X FA 92 0-1 G6-3 ①		C X FA 96 0-1 G1-3 ①	B FA 95 F FA 95 B CU 83 F FA 96 B FA 97 X FA 97 3-2 G5-3 ②		4	1	0	0	1	0	1
23 Adrián González, L (1, 3) OBP: 0.338, SLG: 0.472	B FA 95 C FA 94 X SL 85 1-1 F7 ③			B SL 85 B FA 95 B FA 94 B FA 94 4-0 WP HR 1-2 BB	C FS 85 B CH 85 B CH 87 F FA 93 B FA 94 B FA 89 4-2 F8 E BB		C FA 98 B FA 92 B FA 92 B FA 98 X FA 98 3-1 BB 3 E 2B	B FA 97 B FA 98 F FA 96 B FA 97 S FA 97 X FA 96 3-2 G6-3 ③		3	2	1	0	2	0	0
Mike Cameron, R (1, 8) OBP: 0.326, SLG: 0.445		X FA 94 0-0 L8 ①		C FA 86 B CU 72 C FA 93 B SL 84 B FA 88 X SL 85 3-2 1-H 2-H HR	X FA 91 0-0 E5 1-2		B FA 93 B SL 87 D FA 92 C FA 99 B FA 100 4-1 3 E BB 5 1B BB			3	2	1	3	1	0	1
Milton Bradley, S (1, 7) OBP: 0.380, SLG: 0.441		C FA 94 B CU 74 X FA 88 1-1 G6-3 ②		F FA 95 C FA 95 B SL 85 B FA 86 X FA 87 2-2 28 FC6-4 3 1B 5 SF8 1B	C FA 89 X FA 93 0-1 F8 ②		B FA 99 S FA 99 B FA 98 C FA 99 B FA 99 B FA 98 4-2 3 E 5 1B 1-2 2-3 BB			3	2	1	0	1	0	2
3 Khalil Greene, R (1, 6) OBP: 0.282, SLG: 0.479		B FA 95 X FA 94 1-0 HR		1 SAFE B FA 96 B FA 94 X FA 95 2-0 28 FC6-4 1-2 1B	C FA 89 1 SAFE S SL 88 F FA 89 1 SAFE S SL 87 0-3 K ③		S FA 92 F FA 94 F FA 93 X SL 86 0-2 E4 5 1B 1-2 2-3 3-H			4	1	2	2	0	1	4
28 Josh Bard, S (1, 2) OBP: 0.332, SLG: 0.372		C FA 95 B FA 87 B SL 84 F FA 95 X FA 88 2-2 G6-3 ③		C FA 90 X CH 85 0-1 FC6-4 26 1B 1-2f 2-3 ①		F FA 94 B FA 95 C SL 77 B FA 96 F FA 94 B SL 79 X FA 95 3-2 G1 ①	C FA 93 S FA 93 B FA 93 B FA 92 X FA 93 2-2 F7 ②			4	0	0	0	0	0	5
5 Kevin Kouzmanoff, R (1, 5) OBP: 0.290, SLG: 0.386			C FA 94 B CU 74 F FA 87 F SL 87 F SL 82 F FA 86 X SL 83 1-2 24 G1-6-3 1B	C FA 91 B FA 91 S SL 86 F FA 92 F FA 93 X FA 92 1-2 SF8 ②		B FA 94 C FA 94 S SL 79 X SL 80 1-2 F7 ②	F FA 94 B FA 92 F SL 85 B SL 86 B FA 92 F FA 93 X FA 92 3-2 1-3 2-H 3-H 1B			3	0	2	3	0	0	0
David Wells, L (1, 1) OBP: 0.067, SLG: 0.067 26 Doug Brocail, L (4, 1) OBP: 0.500, SLG: 0.500 Russell Branyan, L (6, PH) OBP: 0.338, SLG: 0.443 21 Heath Bell, R (7, 1) José Cruz Jr., S (7, PH) OBP: 0.326, SLG: 0.387 Scott Linebrink, R (8, 1) Trevor Hoffman, R (9, 1)			C FA 93 L FA 95 S FA 96 0-3 K ①	B FA 92 B FA 90 B FA 90 C FA 90 X FA 91 3-1 1-2 1B		B FA 94 B FA 93 B FA 90 B FA 94 4-0 BB	B FA 91 B FA 91 S FA 92 F SL 84 S FA 92 2-3 K ③			1 1 0 0 1 0 0	0 0 0 0 0 0 0	0 1 0 0 0 0 0	0 0 1 0 0 0 0	1 0 0 0 0 0 0	1 0 0 0 0 0 0	1 0 0 0 2 0 0
Inning Stats	R: 0 E: 0 K: 0 S: 5 H: 0 LOB: 0 BB: 1 P: 12	R: 1 E: 0 K: 0 S: 7 H: 1 LOB: 0 BB: 0 P: 11	R: 0 E: 0 K: 1 S: 11 H: 1 LOB: 0 BB: 0 P: 12	R: 4 E: 0 K: 0 S: 18 H: 4 LOB: 2 BB: 2 P: 38	R: 0 E: 1 K: 1 S: 11 H: 0 LOB: 2 BB: 1 P: 15	R: 0 E: 0 K: 1 S: 10 H: 0 LOB: 1 BB: 1 P: 18	R: 3 E: 1 K: 1 S: 21 H: 2 LOB: 2 BB: 2 P: 39	R: 0 E: 0 K: 0 S: 7 H: 0 LOB: 0 BB: 0 P: 13		1B: 5 2B: 1 3B: 0 HR: 2 SF: 1 SAC: 0 DP: 2 HBP: 0						

	AB	31
	R	8
	H	8
	RBI	8
	BB	7
	SO	4
	LOB	20

PITCHER		IP	WLS	BF	H	R	ER	SO	BB	IBB	HBP	BLK	WP	HR	S	P	ERA	WHIP
37 Jo-Jo Reyes, L ERA: 15.0	(1, 1)	3.0		15	5	5	5	1	3	0	0	0	1	2	31	58	15.00	2.667
Oscar Villarreal, R ERA: 3.78	(4, 1)	2.0		9	1	0	0	1	1	0	0	0	0	0	21	30	0.00	1.000
58 Peter Moylan, R ERA: 2.17	(6, 1)	1.0		4	0	0	0	1	1	0	0	0	0	0	10	18	0.00	1.000
Tyler Yates, R ERA: 3.99	(7, 1)	0.1	L	4	1	3	1	0	2	0	0	0	0	0	7	18	27.00	9.000
54 Chad Paronto, R ERA: 4.18	(7, 1)	0.2		4	1	0	0	1	0	0	0	0	0	0	14	21	0.00	1.500

PITCHER		IP	WLS	BF	H	R	ER	SO	BB	IBB	HBP	BLK	WP	HR	S	P	ERA	WHIP
27 Joey Devine, R ERA:	(8, 1)	1.0		3	0	0	0	0	0	0	0	0	0	0	7	13	0.00	0.000

Atlanta Braves @ San Diego Padres

PETCO Park, San Diego, CA

Sun Jul 08 2007, 8:05 PM EDT

Att. 41,026 - Partly Cloudy - 72 F

livebaseballscorecards.com

TOP

Batter	1	2	3	4	5	6	7	8	9	AB	R	H	RBI	BB	SO	LOB
Willie Harris, L (1, 7) OBP: 0.419, SLG: 0.441	B FA 86 B FA 87 C FA 86 C FA 87 B CH 82 X FA 87 3-2 ① F7		X FA 85 0-0 ① G4-3		B FA 86 B CH 80 B FA 85 B FA 85 4-0 11 FC6-4 BB		B CU 72 X FA 90 1-0 ③ G3			3	0	0	0	1	0	0
11 Edgar Renteria, R (1, 6) OBP: 0.384, SLG: 0.481	X FA 88 0-0 ② F9		B FA 86 C FA 86 X FA 86 1-1 ② G1-3		1 SAFE P PO 83 X FA 87 1-0 ③ FC6-4 1-2f			F FA 88 C FA 88 S CH 81 0-3 ① K		4	0	0	0	0	1	1
10 Chipper Jones, S (1, 5) OBP: 0.417, SLG: 0.594	C FA 88 X CH 83 0-1 ③ G4-3		C FA 87 F FA 87 X FA 88 0-2 ③ G4-3			B FC 85 B FA 85 F FA 86 X FA 87 2-1 1B S 16 1B 1B		S FA 88 X CU 79 0-1 ② G1		4	1	1	0	0	0	0
Andruw Jones, R (1, 8) OBP: 0.310, SLG: 0.410		B FA 86 B FC 88 C FA 87 C FA 88 F FC 83 B FA 83 F SL 81 D SL 83 4-2 16 E 16 S 16 HR BB		F CH 80 B FA 87 C FA 87 X FF 88 1-2 16 F9 16 S 1B		B FA 87 C FA 88 1 SAFE B FA 87 X FA 88 2-1 16 1B 1-3 1B		F FA 89 B SL 79 F SL 78 B SL 81 B FA 88 X FA 89 3-2 16 E 1B		3	2	3	0	1	0	0
16 Brian McCann, L (1, 2) OBP: 0.313, SLG: 0.438		1 SAFE C FA 88 X FC 87 0-1 1-H HR		1 SAFE 1 SAFE 1 SAFE B FA 86 B FA 86 B FA 87 X FA 86 3-0 ① F9 1-3		X FA 87 0-0 2 G3-6-3 2-H 3-H 1B		X FA 89 0-0 E3 1-2		4	1	2	4	0	0	2
7 Jeff Francoeur, R (1, 9) OBP: 0.329, SLG: 0.434		F FA 88 B FA 88 C SL 82 F FA 89 S CU 74 1-3 ① K		F FA 87 D CH 81 X FA 88 1-1 ② G5-3		X CU 72 0-0 ① P4		B SL 82 S FA 90 S SL 80 S SL 81 1-3 ③ K		4	0	0	0	0	2	4
2 Kelly Johnson, L (1, 4) OBP: 0.386, SLG: 0.467		C FA 87 C FC 86 B FA 88 B FA 87 B SL 82 X SL 83 3-2 HR		B B FC 88 C CH 82 T FA 88 S 2-3 ③ K		F FA 91 B CU 72 X CU 73 1-1 ② ③ G3-6-3 1-2f			F FA 88 B CH 79 X FA 87 1-1 ① G4-3	4	1	1	1	0	1	2
Scott Thorman, L (1, 3) OBP: 0.253, SLG: 0.391		C FC 87 B FC 88 B FA 87 B FA 88 X SL 82 3-1 ② G3			B FA 86 C FA 86 X CH 81 1-1 ① F9		B CU 72 X FA 90 1-0 ① G4-3		S FA 88 H 1-1 23 G4-3 HBP	3	0	0	0	0	0	0
26 Kyle Davies, R (1, 1) OBP: 0.259, SLG: 0.360 Chris Woodward, R (7, PH) OBP: 0.240, SLG: 0.302 58 Peter Moylan, R (7, 1) 39 Rafael Soriano, R (8, 1) 23 Matt Diaz, R (9, PH) OBP: 0.375, SLG: 0.471 Bob Wickman, R (9, 1)		C FA 87 B SL 82 X SL 82 1-1 ③ G5-3			B FA 86 C FA 86 C FA 86 X FA 87 1-2 ② G1-3		B SL 80 X FA 91 1-0 ② G5-3		C FA 89 S SL 81 1 SAFE B SL 82 X FA 89 1-2 ② ③ G4-3 1-2f	2 1 0 0 1 0	0 0 0 0 0 0	0 0 0 0 0 0	0 0 0 0 0 0	0 0 0 0 0 1	0 0 0 0 0 0	0 0 0 0 1 0

Inning Stats	1	2	3	4	5	6	7	8	9
	R: 0 E: 0 K: 0 S: 6	H: 0 LOB: 0 BB: 0 P: 9	R: 3 E: 0 K: 1 S: 17	H: 2 LOB: 0 BB: 1 P: 29	R: 0 E: 0 K: 0 S: 6	H: 0 LOB: 0 BB: 0 P: 7	R: 0 E: 0 K: 1 S: 9	H: 1 LOB: 1 BB: 0 P: 16	R: 0 E: 0 K: 0 S: 7	H: 0 LOB: 1 BB: 1 P: 13	R: 2 E: 0 K: 0 S: 8	H: 3 LOB: 0 BB: 0 P: 13	R: 0 E: 0 K: 0 S: 3	H: 0 LOB: 0 BB: 0 P: 6	R: 0 E: 1 K: 2 S: 12	H: 1 LOB: 2 BB: 0 P: 16	R: 0 E: 0 K: 0 S: 6	H: 0 LOB: 0 BB: 0 P: 9

1B: 5	SF: 0
2B: 0	SAC: 0
3B: 0	DP: 2
HR: 2	HBP: 1

WP: 0	PA: 36
PB: 0	
SB: 3	
CS: 0	

AB	33
R	5
H	7
RBI	5
BB	2
SO	4
LOB	10

PITCHER		IP	WLS	BF	H	R	ER	SO	BB	IBB	HBP	BLK	WP	HR	S	P	ERA	WHIP
Greg Maddux, R ERA: 4.27	(1, 1)	5.0	L	23	6	5	5	2	2	0	0	0	0	2	50	83	9.00	1.600
40 Royce Ring, L ERA: 0.84	(6, 1)	2.0		5	0	0	0	0	0	0	0	0	0	0	6	10	0.00	0.000
43 Cla Meredith, R ERA: 3.86	(8, 1)	2.0		8	1	0	0	2	0	0	1	0	0	0	18	25	0.00	0.500

PITCHER	IP	WLS	BF	H	R	ER	SO	BB	IBB	HBP	BLK	WP	HR	S	P	ERA	WHIP

Atlanta Braves @ San Diego Padres

PETCO Park, San Diego, CA

Sun Jul 08 2007, 8:05 PM EDT

Att. 41,026 - Partly Cloudy - 72 F

livebaseballscorecards.com

BOTTOM

Batter	1	2	3	4	5	6	7	8	9	AB	R	H	RBI	BB	SO	LOB
24 Brian Giles, L (1, 9) OBP: 0.371, SLG: 0.353	B FA 94 B FA 94 C FA 94 X FA 96 2-1 ① F7		B FA 95 C FA 94 B SL 90 F FA 94 C CU 79 2-3 ① K		S CH 85 B CH 86 X FA 95 1-1 22 G5-3 1B			B FA 96 F FA 97 B FA 97 C FA 96 X SL 84 2-2 ① F7	B FA 93 X FA 94 1-0 1-2 2-H 1B	5	0	2	1	0	1	0
22 Marcus Giles, R (1, 4) OBP: 0.313, SLG: 0.338	F FA 95 F FA 97 C CU 80 0-3 ② K		C SL 87 F FA 96 B FA 96 X FA 96 1-2 ② G6-3		F FA 93 X FA 94 0-1 ② G5-3 1-2			B FA 98 B FA 98 C FA 96 F FA 97 B FA 97 X FA 97 3-2 ② F8	F FA 94 S FA 93 C FA 94 0-3 ③ K	5	0	0	0	0	2	3
23 Adrián González, L (1, 3) OBP: 0.339, SLG: 0.469	C FA 97 B CU 79 B CH 86 B FA 87 C FA 97 F FA 97 B FA 98 4-2 BB		C FA 96 F FA 96 B FA 86 B SL 90 B FA 96 B FA 98 4-2 2B BB		B FA 90 B FA 95 C FA 95 F CH 85 S FA 95 2-3 ③ K			C SL 87 B FA 98 S FA 98 T SL 86 1-2 ③ K		2	1	0	0	2	2	1
Mike Cameron, R (1, 8) OBP: 0.325, SLG: 0.446	C SL 88 B FA 96 B FA 96 D CU 80 F FA 96 X FA 96 3-2 ③ F8		C CU 80 B CU 80 B SL 91 F FA 96 F FA 96 X FA 96 2-2 1-H 2B			C FA 94 B SL 88 C CH 86 B CU 79 F CH 84 B FA 94 F FA 94 X FA 95 3-2 ① L8			C FA 93 B FA 92 C CU 85 C FA 94 1-3 ① K	4	0	1	1	0	1	1
Milton Bradley, S (1, 7) OBP: 0.386, SLG: 0.444		S FA 94 X FA 95 0-1 4 1B 1B	C FA 95 X CH 84 0-1 ③ G3-1			F FA 94 B FA 95 B CU 79 X CH 85 2-1 ② F7			C SL 84 F FA 94 B FA 94 X CU 86 1-2 3 S 4 2B 1B	4	1	2	0	0	0	1
3 Khalil Greene, R (1, 6) OBP: 0.279, SLG: 0.473		C FA 95 X FA 89 0-1 ① F8		X FA 94 0-0 ① G5-3		B SL 89 C FA 93 F CH 84 S SL 88 1-3 ③ K			C FA 92 C FA 94 S SL 84 0-3 ② K 1-2	4	0	0	0	0	2	2
4 Michael Barrett, R (1, 2) OBP: 0.304, SLG: 0.414		X FA 89 0-0 1-2 1B		C FA 95 S FA 95 X FA 96 0-2 ② F9			B FA 95 S FA 92 B SL 78 F FA 94 X FA 95 2-2 ① G4-3		C FA 94 X CU 84 0-1 5 1B 2-H 2B	4	1	2	1	0	0	0
5 Kevin Kouzmanoff, R (1, 5) OBP: 0.290, SLG: 0.384		B FA 95 X SL 88 1-0 ② F9		B FA 94 C SL 88 S CH 86 B CU 80 S CU 80 2-3 ③ K2-3			C FA 95 F FA 94 S SL 82 0-3 ② K		B FA 95 S FA 92 B FA 93 X SL 85 2-1 1B 24 1B 2-H 1B	4	1	1	1	0	2	2
Greg Maddux, R (1, 1) OBP: 0.097, SLG: 0.067 40 Royce Ring, L (6, 1) José Cruz Jr., S (7, PH) OBP: 0.325, SLG: 0.385 43 Cla Meredith, R (8, 1) Russell Branyan, L (9, PH) OBP: 0.344, SLG: 0.449 Hiram Bocachica, R (9, PR) OBP: 0.271, SLG: 0.338		B SL 90 D FA 96 B FA 96 C FA 94 F FA 95 F FA 96 C FA 96 3-3 ③ K			B FA 94 B FA 94 B FA 94 C FA 94 C FA 92 F FA 94 F FA 93 X FA 95 3-2 ① G6-3		B FA 95 B FA 94 X FA 94 2-0 ③ G3-1		B FA 94 X FA 94 1-0 1-2 24 1B 1B	2 0 1 0 0 1 0	0 0 0 0 0 0 0	0 0 0 0 0 1 0	0 0 0 0 0 0 0	0 0 0 0 0 0 0	1 0 0 0 0 0 0	2 0 0 0 0 0 0
Inning Stats	R: 0 E: 0 K: 1 S: 11 H: 0 LOB: 1 BB: 1 P: 20	R: 0 E: 0 K: 1 S: 10 H: 2 LOB: 2 BB: 0 P: 14	R: 1 E: 0 K: 1 S: 14 H: 1 LOB: 1 BB: 1 P: 23	R: 0 E: 0 K: 1 S: 7 H: 0 LOB: 0 BB: 0 P: 9	R: 0 E: 0 K: 1 S: 12 H: 1 LOB: 1 BB: 0 P: 18	R: 0 E: 0 K: 1 S: 10 H: 0 LOB: 0 BB: 0 P: 16	R: 0 E: 0 K: 1 S: 7 H: 0 LOB: 0 BB: 0 P: 11	R: 0 E: 0 K: 1 S: 9 H: 0 LOB: 0 BB: 0 P: 15	R: 3 E: 0 K: 3 S: 18 H: 5 LOB: 2 BB: 0 P: 24	1B: 7 2B: 2 3B: 0 HR: 0 SF: 0 SAC: 0 DP: 0 HBP: 0						

PITCHER	IP	WLS	BF	H	R	ER	SO	BB	IBB	HBP	BLK	WP	HR	S	P	ERA	WHIP
26 Kyle Davies, R (1, 1) ERA: 5.55	6.0	W	24	4	1	1	6	2	0	0	0	0	0	64	100	1.50	1.000
58 Peter Moylan, R (7, 1) ERA: 2.12	1.0		3	0	0	0	1	0	0	0	0	0	0	7	11	0.00	0.000
39 Rafael Soriano, R (8, 1) ERA: 2.79	1.0		3	0	0	0	1	0	0	0	0	0	0	9	15	0.00	0.000
Bob Wickman, R (9, 1) ERA: 4.8	1.0		8	5	3	3	3	0	0	0	0	0	0	18	24	27.00	5.000

PITCHER	IP	WLS	BF	H	R	ER	SO	BB	IBB	HBP	BLK	WP	HR	S	P	ERA	WHIP

AB	36
R	4
H	9
RBI	4
BB	2
SO	11
LOB	12

WP: 0 PA: 38
PB: 0
SB: 1
CS: 0

Batter	1	2	3	4	5	6	7	8	9	AB	R	H	RBI	BB	SO	LOB
13 Nate McLouth, L (1, 8) OBP: 0.318, SLG: 0.371	C FA 90 F FA 90 F SL 86 B X 1-2 12 G3-6-1 1B		C SI 89 X CH 79 0-1 ② F8			B FA 89 X CH 77 1-0 ① G3-1		B FA 90 X SI 90 1-0 ② P6		4	0	1	0	0	0	1
12 Freddy Sanchez, R (1, 4) OBP: 0.323, SLG: 0.379 Matt Kata, S (7, 4) OBP: 0.241, SLG: 0.288	C FA 92 X FA 91 0-1 ① ② G3-6-1 1-2f		X FA 91 0-0 ③ G6-3			F SI 90 X CH 79 0-1 ② G3-1		C SI 91 X FA 91 0-1 ③ F7		3 1	0 0	0 0	0 0	0 0	0 0	2 0
25 Adam LaRoche, L (1, 3) OBP: 0.324, SLG: 0.438 Tony Armas, R (6, 1) OBP: 0.286, SLG: 0.286 Jose Castillo, R (9, PH) OBP: 0.279, SLG: 0.327	B CH 82 F FA 92 B CH 81 B SL 86 X FA 91 3-1 1B			F FA 89 B FA 90 B SL 80 X FA 90 2-1 ① L8		X FA 90 0-0 ③ F9			C FA 94 B CH 85 S SL 84 C FA 94 1-3 ① K	3 0 1	0 0 0	1 0 0	0 0 0	0 0 1	0 0 0	0 0 0
Jason Bay, R (1, 7) OBP: 0.331, SLG: 0.432	C FA 91 X SL 84 0-1 ③ G6-3			B SI 89 C SL 84 F CH 78 X CU 76 1-2 ② G1-3			B CH 87 C SL 76 S CH 77 S SL 84 1-3 ① K		B FA 94 X FA 93 1-0 1B 26 2B 1B	4	1	1	0	0	1	1
Xavier Nady, R (1, 9) OBP: 0.343, SLG: 0.504		B S X 1-1 ① G5-3		B SI 89 B FA 91 S CH 78 X FA 90 2-1 ③ G6-3			B FA 88 F FA 89 B CH 78 B FA 90 X FA 89 3-1 26 FC4-6 2B		B SL 85 X FA 94 1-0 ② F8	4	0	1	0	0	0	1
José Bautista, R (1, 5) OBP: 0.336, SLG: 0.404		C FA 89 B FA 90 C FA 89 B SL 85 S SL 85 2-3 ② K			C FA 88 B CH 76 B SL 83 B SI 88 C FA 90 X FA 89 3-2 ① F8		B FA 91 C SL 84 D CH 79 B FA 91 B SI 90 4-1 26 FC4-6 BB		X FA 96 0-0 26 2B 1-3 1B	3	0	1	0	1	1	0
26 Ronny Paulino, R (1, 2) OBP: 0.278, SLG: 0.351		F FA 90 C FA 90 T FA 90 0-2 ③ K			X SI 90 0-0 ② G5-3		B SI 90 X FA 90 1-0 ② FC4-6 1-2f 2-3		B SL 81 B CH 84 X FA 92 2-0 1-3 3-H 2B	4	0	1	1	0	1	2
2 Jack Wilson, R (1, 6) OBP: 0.319, SLG: 0.365			C FA 88 F SL 84 B SL 78 B FA 91 X FA 91 2-2 45 SH1-3 1B		X FA 88 0-0 1B		B SL 85 C SL 80 B SL 84 B SI 92 X SI 90 3-1 ③ G6-3		F FA 94 C SL 82 S SL 80 0-3 ③ K	4	0	2	0	0	1	4
45 Ian Snell, R (1, 1) OBP: 0.182, SLG: 0.100 34 John Grabow, L (6, 1) Josh Phelps, R (6, 3) OBP: 0.350, SLG: 0.359			C FA 90 B FA 89 B SI 90 L FA 90 B FA 90 X SI 88 3-2 ① SH1-3 1-2		C FA 89 B FA 90 F FA 91 C FA 91 1-3 ③ K			C FA 90 C SL 76 B SL 78 F FA 91 F SL 76 B SL 78 X SI 91 2-2 ① G6-3		1 0 1	0 0 0	0 0 0	0 0 0	1 0 0	1 0 0	1 0 0
Inning Stats	R: 0 E: 0 K: 0 S: 10 H: 2 LOB: 1 BB: 0 P: 14	R: 0 E: 0 K: 2 S: 8 H: 0 LOB: 0 BB: 0 P: 11	R: 0 E: 0 K: 0 S: 9 H: 1 LOB: 1 BB: 0 P: 14	R: 0 E: 0 K: 0 S: 7 H: 0 LOB: 0 BB: 0 P: 12	R: 0 E: 0 K: 1 S: 8 H: 1 LOB: 1 BB: 0 P: 12	R: 0 E: 0 K: 0 S: 4 H: 0 LOB: 0 BB: 0 P: 5	R: 0 E: 0 K: 1 S: 9 H: 1 LOB: 2 BB: 1 P: 21	R: 0 E: 0 K: 0 S: 8 H: 0 LOB: 0 BB: 0 P: 11	R: 1 E: 0 K: 2 S: 10 H: 3 LOB: 2 BB: 0 P: 15	1B: 6 2B: 2 3B: 0 HR: 0 SF: 0 SAC: 1 DP: 1 HBP: 0						WP: 0 PB: 0 SB: 0 CS: 0 PA: 35

TOP

Pittsburgh Pirates @ Atlanta Braves

Turner Field, Atlanta, GA

Fri Jul 13 2007, 7:35 PM EDT

Att. 38,922 - Cloudy - 82 F

livebaseballscorecards.com

AB	33
R	1
H	8
RBI	1
BB	1
SO	6
LOB	12

PITCHER		IP	WLS	BF	H	R	ER	SO	BB	IBB	HBP	BLK	WP	HR	S	P	ERA	WHIP
15 Tim Hudson, R ERA: 3.35	(1, 1)	7.0	W	26	5	0	0	4	1	0	0	0	0	0	55	89	0.00	0.857
58 Peter Moylan, R ERA: 2.08	(8, 1)	1.0		3	0	0	0	0	0	0	0	0	0	0	8	11	0.00	0.000
57 Jose Ascanio, R ERA: 9.0	(9, 1)	1.0		6	3	1	1	2	0	0	0	0	0	0	10	15	9.00	3.000

PITCHER	IP	WLS	BF	H	R	ER	SO	BB	IBB	HBP	BLK	WP	HR	S	P	ERA	WHIP

BOTTOM

Pittsburgh Pirates @ Atlanta Braves

Turner Field, Atlanta, GA

Fri Jul 13 2007, 7:35 PM EDT

Att. 38,922 - Cloudy - 82 F

livebaseballscorecards.com

Batter	1	2	3	4	5	6	7	8	9	AB	R	H	RBI	BB	SO	LOB
Willie Harris, L (1, 7) (7, 8) OBP: 0.412, SLG: 0.433	F FA 91 C CH 82 X FA 92 0-2 ① F7		C FA 90 C CH 85 F FA 92 B SL 84 X CH 86 1-2 ① G3		C SL 82 F FA 90 X SL 85 0-2 11 G6-4-3 1B	C SL 84 F SL 83 S CH 81 0-3 ① K		F SL 78 B SL 80 B CH 75 B FA 88 F FA 89 X SL 80 3-2 ① G3		5	0	1	0	0	1	3
11 Edgar Renteria, R (1, 6) OBP: 0.382, SLG: 0.478 19 Yunel Escobar, R (8, 6) OBP: 0.336, SLG: 0.408	T FA 91 X SL 82 0-1 ② G1		C SL 84 B SL 84 C FA 94 F FA 95 F SL 84 B SL 86 S SL 86 2-3 ② K		1 SAFE 1 SAFE B FA 90 X SL 82 1-0 ① ② G6-4-3 1-2f	S FA 90 X CH 81 0-1 10 1B 1-2 2-H 3-H 1B		X FA 89 0-0 ② F9		4 1	0 0	1 0	2 0	0 0	1 0	1 0
10 Chipper Jones, S (1, 5) OBP: 0.418, SLG: 0.597 58 Peter Moylan, R (8, 1) 36 Chuck James, L (8, PH) OBP: 0.258, SLG: 0.241 57 Jose Ascanio, R (9, 1)	B SL 82 F SL 83 F FA 93 X SL 87 1-2 E3 S 16 HR		C FA 94 B FA 89 X FA 93 1-1 2B		C SL 85 F SL 86 X CH 86 0-2 ③ G6-3	S FA 91 X FA 91 0-1 1-2 2-3 1B		S FA 88 C FA 88 B CH 77 F SL 80 F FA 88 S SL 80 1-3 ③ K		4 0 1 0	1 0 0 0	2 0 0 0	0 0 0 0	0 0 0 0	0 0 1 0	0 0 0 0
Andruw Jones, R (1, 8) OBP: 0.313, SLG: 0.420 23 Matt Diaz, R (6, PH) OBP: 0.373, SLG: 0.471 (7, 7)	B FA 91 S SL 83 B FA 94 B FA 92 B FA 93 4-1 16 HR 1-2 BB		B FA 93 X SL 81 1-0 ③ F8			2-1 HR SF9 3-H				2	2	1	1	1	0	1
16 Brian McCann, L (1, 2) OBP: 0.319, SLG: 0.470	C FA 92 X SL 82 0-1 1-H 2-H HR			F SL 82 B FA 92 B CH 85 C FA 93 B FA 91 X FA 92 3-2 2B		1-1 HR F8				0 4	0 2	0 3	0 4	0 0	0 0	0 2
7 Jeff Francoeur, R (1, 9) OBP: 0.328, SLG: 0.432	B FA 92 F FA 90 F SL 85 F SL 83 F SL 86 X SL 87 1-2 ③ G5-3			B SL 83 S SL 81 S FA 93 B FA 92 S SL 86 2-3 ① K		F SL 84 X SL 82 0-1 BB 2 1B 15 1B 1B	X SL 80 0-0 ① F8			4	1	1	0	0	1	1
2 Kelly Johnson, L (1, 4) OBP: 0.387, SLG: 0.465			C FA 90 B FA 92 C SL 83 B FA 93 F SL 85 B CH 83 C FA 93 3-3 ① K	C FA 92 S FA 92 B SL 84 B SL 84 D SL 87 X FA 94 3-2 ② P6		X FA 91 0-0 15 1B BB 11 1B 1-2 1B	B FA 88 B FA 87 B FA 88 B FA 88 4-0 BB			3	1	1	0	1	1	1
Scott Thorman, L (1, 3) OBP: 0.257, SLG: 0.388			B SL 83 C SL 84 B CH 86 F FA 93 S SL 87 2-3 ② K	I IN 60 I I I 4-0 IBB		B SL 83 D SL 83 B FA 89 B FA 89 4-0 15 1B 11 1B 1-2 2-3 BB	S FA 88 B CH 77 B FA 88 S SL 81 F SL 78 F FA 88 S FA 89 2-3 ② K			2	1	0	0	2	2	1
15 Tim Hudson, R (1, 1) OBP: 0.238, SLG: 0.250 Chris Woodward, R (7, PH) OBP: 0.238, SLG: 0.299 (8, 5)			X FA 89 0-0 ③ G6-3	B FA 90 F FA 89 X SL 80 1-1 ③ G6-3		B FA 90 C FA 90 X FA 89 1-1 10 1B 11 1B 23 SF9 1-2 2-3 3-H 1B	B FA 89 X FA 90 1-0 ③ P6			3 1	1 0	1 0	1 0	0 0	0 0	2 1
Inning Stats	R: 3 H: 1 E: 1 LOB: 0 K: 0 BB: 1 S: 16 P: 22		R: 0 H: 0 E: 0 LOB: 0 K: 2 BB: 0 S: 8 P: 13	R: 0 H: 1 E: 0 LOB: 1 K: 1 BB: 0 S: 12 P: 17	R: 0 H: 1 E: 0 LOB: 2 K: 1 BB: 1 S: 11 P: 24	R: 0 H: 1 E: 0 LOB: 0 K: 0 BB: 0 S: 7 P: 8	R: 6 H: 7 E: 0 LOB: 2 K: 1 BB: 1 S: 19 P: 30	R: 0 H: 0 E: 0 LOB: 1 K: 1 BB: 1 S: 7 P: 14	R: 0 H: 0 E: 0 LOB: 0 K: 1 BB: 0 S: 9 P: 13		1B: 6 SF: 1 2B: 2 SAC: 0 3B: 0 DP: 1 HR: 3 HBP: 0			WP: 0 PA: 39 PB: 0 SB: 1 CS: 0	

	AB	34
	R	9
	H	11
	RBI	9
	BB	4
	SO	7
	LOB	13

PITCHER		IP	WLS	BF	H	R	ER	SO	BB	IBB	HBP	BLK	WP	HR	S	P	ERA	WHIP
45 Ian Snell, R ERA: 3.11	(1, 1)	5.0	L	25	8	7	4	4	1	1	0	0	0	3	61	94	7.20	1.800
34 John Grabow, L ERA: 6.04	(6, 1)	0.1		5	3	1	1	1	1	0	0	0	0	0	9	14	27.00	12.000
Tony Armas, R ERA: 8.12	(6, 1)	2.2		9	0	1	1	2	1	0	0	0	0	0	19	33	3.38	0.375

PITCHER	IP	WLS	BF	H	R	ER	SO	BB	IBB	HBP	BLK	WP	HR	S	P	ERA	WHIP

Pittsburgh Pirates @ Atlanta Braves

Turner Field, Atlanta, GA

Sat Jul 14 2007, 7:05 PM EDT

Att. 44,041 - Cloudy - 78 F

TOP

livebaseballscorecards.com

Batter	1	2	3	4	5	6	7	8	9	AB	R	H	RBI	BB	SO	LOB
Rajai Davis, R (1, 8) OBP: 0.333, SLG: 0.300	C FA 85 C FA 86 B CH 76 X FA 88 1-2 P5		C FA 86 B FA 87 B CH 76 C FA 86 X FA 88 2-2 F8			C FA 86 B CH 77 B FA 86 F FA 85 B FA 86 F F B 4-2 12 CS BB	C FA 93 B SL 82 F FA 92 B SL 83 S FA 92 2-3 K			2	0	0	0	1	0	0
13 Nate McLouth, L (7, PH) OBP: 0.315, SLG: 0.368										1	0	0	0	0	1	0
(7, 8)																
12 Freddy Sanchez, R (1, 4) OBP: 0.322, SLG: 0.381	C FA 86 B CH 75 X CH 76 1-1 25 G4-3 2B		F FA 86 X FA 86 0-1 F8			F FA 86 S CH 75 1 SAFE F CH 75 1 SAFE B CH 78 X FA 88 1-2 F8 1-2		B FA 86 X FA 86 1-0 F9		4	0	1	0	0	0	1
25 Adam LaRoche, L (1, 3) OBP: 0.320, SLG: 0.432	C CH 76 X FA 89 0-1 G4-3 2-3			B FA 85 X CH 74 1-0 F9		C CH 76 F FA 87 B FA 90 F FA 88 B CH 78 X CH 75 2-2 F9		C FA 85 B CH 81 X CH 82 1-1 G1-3		4	0	0	0	0	0	1
Xavier Nady, R (1, 9) OBP: 0.339, SLG: 0.497	S FA 87 F FA 89 S FA 89 0-3 K			F FA 86 F CH 78 B FA 87 B SL 81 X FA 89 2-2 F9			B FA 94 X FA 94 1-0 G6-3	B CH 83 B FA 89 X CH 84 2-0 F9		4	0	0	0	0	1	1
Jason Bay, R (1, 7) OBP: 0.330, SLG: 0.428		C CH 75 X CH 75 0-1 G6-3		F F B X 1-2 G1-3			S SL 87 S SL 87 B SL 84 B FA 94 B SL 87 B FA 94 4-2 26 1B 26 E 1B BB		B FA 90 C FA 90 B SL 85 B SL 83 C FA 90 F SL 90 F FA 89 C FA 90 3-3	3	1	0	0	1	1	0
José Bautista, R (1, 5) OBP: 0.338, SLG: 0.404 Jose Castillo, R (2, 5) OBP: 0.281, SLG: 0.327		C CH 75 B FA 86 B FA 86 B CH 76 C FA 86 B FA 86 4-2 2 CS 26 BB BB	F CH 81 F X 0-2 G3-1				X FA 92 0-0 26 E 41 HR 1-2 1B		X FA 91 0-0 E1	0	0	0	0	1	0	0
										3	1	1	0	0	0	0
26 Ronny Paulino, R (1, 2) OBP: 0.285, SLG: 0.359		S FA 86 B FA 88 F CH 75 1 SAFE B FA 88 F FA 87 B CH 76 B FA 87 4-2 1-2 BB	B B F X 2-1 2 G4-3 2B				S SL 87 X SL 86 0-1 E5 41 HR 1-3 2-H 1B		S SL 84 S SL 83 C FA 91 0-3 K	3	1	2	0	1	1	1
2 Jack Wilson, R (1, 6) OBP: 0.315, SLG: 0.361	C FA 87 F FA 88 B FA 89 B FA 89 S CH 76 2-3 K 2-3		F F D B B X 3-2 G4-3 2-3				L FA 94 F FA 93 C FA 93 0-3 K		F FA 89 D SL 84 F FA 91 F SL 82 X SL 81 1-2 G1-3	4	0	0	0	0	2	6
24 Tom Gorzelanny, R (1, 1) OBP: 0.105, SLG: 0.056		C FA 84 B FA 85 F CH 73 C FA 87 1-3 K	B C C D F F F B C 3-3 K				B FA 92 F FA 91 S FA 93 B SL 81 B FA 93 X FA 92 3-2 2-H 3-H HR			2	0	0	0	0	2	1
41 Ryan Doumit, S (7, PH) OBP: 0.384, SLG: 0.530										1	1	1	3	0	0	0
Damaso Marte, L (7, 1)										0	0	0	0	0	0	0
Shawn Chacon, R (8, 1) OBP: 0.273, SLG: 0.273										0	0	0	0	0	0	0
Inning Stats	R: 0 E: 0 K: 1 S: 10 H: 1 LOB: 1 BB: 0 P: 12	R: 0 E: 0 K: 1 S: 10 H: 0 LOB: 2 BB: 2 P: 20	R: 0 E: 0 K: 1 S: 8 H: 0 LOB: 0 BB: 0 P: 11	R: 0 E: 0 K: 0 S: 7 H: 0 LOB: 0 BB: 0 P: 11	R: 0 E: 0 K: 1 S: 14 H: 1 LOB: 1 BB: 0 P: 22	R: 0 E: 0 K: 0 S: 12 H: 0 LOB: 0 BB: 1 P: 19	R: 4 E: 1 K: 2 S: 15 H: 3 LOB: 0 BB: 1 P: 25	R: 0 E: 0 K: 0 S: 4 H: 0 LOB: 0 BB: 0 P: 8	R: 0 E: 1 K: 2 S: 13 H: 0 LOB: 1 BB: 0 P: 17	1B: 2 2B: 3 3B: 0 HR: 1 SF: 0 SAC: 0 DP: 1 HBP: 0						

	AB	31
	R	4
	H	5
	RBI	3
	BB	4
	SO	8
	LOB	11

WP: 0 PB: 0 SB: 0 CS: 2 PA: 35

PITCHER		IP	WLS	BF	H	R	ER	SO	BB	IBB	HBP	BLK	WP	HR	S	P	ERA	WHIP
36 Chuck James, L ERA: 3.73	(1, 1)	6.0		21	2	0	0	4	3	0	0	0	0	0	61	95	0.00	0.833
Tyler Yates, R ERA: 4.62	(7, 1)	0.2		5	2	3	3	1	1	0	0	0	0	0	9	14	40.50	4.500
39 Rafael Soriano, R ERA: 3.0	(7, 1)	0.1	B	2	1	1	1	1	0	0	0	0	0	1	6	11	27.00	3.000
Oscar Villarreal, R ERA: 3.7	(8, 1)	1.0		3	0	0	0	0	0	0	0	0	0	0	4	8	0.00	0.000
Bob Wickman, R ERA: 4.65	(9, 1)	1.0	W	4	0	0	0	2	0	0	0	0	0	0	13	17	0.00	0.000

PITCHER	IP	WLS	BF	H	R	ER	SO	BB	IBB	HBP	BLK	WP	HR	S	P	ERA	WHIP

Batter	1	2	3	4	5	6	7	8	9	AB	R	H	RBI	BB	SO	LOB
19 Yunel Escobar, R (1, 4) OBP: 0.333, SLG: 0.402	X FA 86 0-0 11 1B 10 WP 1B		F CU 73 F FA 90 B FA 90 B CH 78 T CH 83 2-2 ① K		B X 1-0 ① G5-3		F FA 93 B CH 82 B FA 92 C SL 82 C FA 93 2-3 ② K		1 SAFE X FA 85 0-0 ① SH1-4 1-2	4	1	1	0	0	2	0
11 Edgar Renteria, R (1, 6) OBP: 0.383, SLG: 0.477	C FA 88 X FA 89 0-1 10 WP HR 1-3 1B		B CH 75 B CH 82 X FA 90 2-0 HBP 7 SF9 10 1B 1B		F SL 80 B FA 89 B CU 70 B SL 78 F FA 88 F SL 79 F FA 89 C FA 90 3-3 ② K		B SL 82 B FA 93 C FA 93 X FA 93 2-1 ③ G6-3		B FA 88 X FA 88 1-0 ② P6	5	2	2	0	0	1	1
10 Chipper Jones, S (1, 5) OBP: 0.424, SLG: 0.603	F FA 89 F CU 73 B FA 90 F CH 81 S FA 90 1-3 ① K 1-2 3-H		B CH 73 X CH 82 1-0 7 SF9 HBP 1-2 1B		C CH 78 B FA 88 B FA 89 F SL 78 X FA 90 2-2 2B			X FA 91 0-0 2 BB 7 BB 1B	I I I I 4-0 7 1B WP IBB	4	0	3	0	1	1	1
Andruw Jones, R (1, 8) OBP: 0.317, SLG: 0.428	B FA 90 C FA 90 F FA 91 F FA 92 D CH 78 B CH 83 X CH 82 3-2 2-H HR		C CU 74 C FA 90 F FA 92 H SL 82 1-2 1-2 2-3 HBP		C FA 89 S SL 79 F FA 91 B CH 82 B FA 89 D SL 81 X FA 91 3-2 ③ G5-3			X FA 89 0-0 ① L5	B CU 73 C SL 83 S FA 89 B FA 89 B FA 90 F FA 90 B FA 89 4-2 7 1B 1-2 2-3 BB	3	1	1	2	1	0	2
7 Jeff Francoeur, R (1, 9) OBP: 0.329, SLG: 0.431	S CU 73 F FA 91 B FA 90 S FA 91 1-3 ② K		B FA 91 F FA 91 B FA 91 X FA 91 2-1 ② SF9 2-3 3-H			B SL 78 S CH 80 S FA 87 B FA 89 X FA 88 2-2 ① F7		B FA 88 F FA 88 B SL 82 S FA 90 B FA 92 4-2 2 BB 1-2 BB	B SL 83 F FA 89 B FA 90 X FA 88 2-1 1-2 2-3 3-H 1B	3	0	1	2	1	1	0
23 Matt Diaz, R (1, 7) OBP: 0.373, SLG: 0.466 39 Rafael Soriano, R (7, 1) Oscar Villarreal, L (8, 1) 2 Kelly Johnson, L (8, PH) OBP: 0.389, SLG: 0.465 Bob Wickman, R (9, 1)	S CU 73 B FA 92 F FA 90 B FA 91 B CH 83 X FA 90 3-2 ③ G6-3		B CU 74 S CH 82 S FA 91 X FA 90 1-2 ③ F9			B CU 70 B FA 87 B CH 81 B CH 83 4-0 16 G3 16 S BB		C FA 88 D SL 74 B FA 88 F FA 88 B CU 74 B FA 90 4-2 1-2 2-3 BB	2 0 0 0 1 0 2 0 0 0 0 0 0 0 0 0 0 0 0 0 0 0 0 0 0 1 0 0 0 0 0 0 0 0 0						
16 Brian McCann, L (1, 2) OBP: 0.315, SLG: 0.463		X FA 88 0-0 ① F7		S F B F B B S 3-3 ① K		C FA 88 S CU 73 X CH 73 0-2 ② G3 1-3		B CH 80 B FA 88 F FA 89 F FA 90 X FA 91 2-2 ② F6	4 0 0 0 0 1 4						
Jarrod Saltalamacchia, S (1, 3) OBP: 0.352, SLG: 0.464		C CU 71 S SL 79 B FA 90 B CH 82 X CU 74 2-2 ② G5-3		S B X 1-1 ② G5-3		S CH 74 B FA 90 B SL 80 X CH 82 2-1 ③ G1-3		F CH 82 S CU 75 B FA 93 B CU 74 C FA 92 2-3 ③ K	4 0 0 0 0 1 4						
36 Chuck James, L (1, 1) OBP: 0.242, SLG: 0.226 Tyler Yates, R (7, 1) Willie Harris, L (7, 7) OBP: 0.413, SLG: 0.434		C FA 89 S CH 78 B FA 91 T FA 90 1-2 ③ K		B F F CH 74 S CH 78 1-3 ③ K			B FA 89 B FA 90 B FA 90 C FA 89 C FA 89 X FA 91 3-2 ① G6-3		C SL 78 X CU 73 0-1 WP 19 SH1-4 7 1B 1B	2 0 0 0 0 2 0 0 0 0 0 0 0 0 2 1 1 0 0 0 0						
Inning Stats	R: 3 H: 3 E: 0 LOB: 0 K: 2 BB: 0 S: 17 P: 25	R: 0 H: 0 E: 0 LOB: 0 K: 1 BB: 0 S: 7 P: 10	R: 1 H: 2 E: 0 LOB: 2 K: 1 BB: 0 S: 13 P: 22	R: 0 H: 0 E: 0 LOB: 0 K: 2 BB: 0 S: 9 P: 14	R: 0 H: 1 E: 0 LOB: 1 K: 1 BB: 0 S: 13 P: 22	R: 0 H: 0 E: 0 LOB: 1 K: 0 BB: 1 S: 8 P: 16	R: 0 H: 0 E: 0 LOB: 0 K: 1 BB: 0 S: 8 P: 15	R: 0 H: 1 E: 0 LOB: 3 K: 1 BB: 2 S: 12 P: 24	R: 1 H: 2 E: 0 LOB: 3 K: 0 BB: 2 S: 9 P: 20	1B: 7 SF: 1 2B: 1 SAC: 1 3B: 0 DP: 0 HR: 1 HBP: 1						

PITCHER	IP	WLS	BF	H	R	ER	SO	BB	IBB	HBP	BLK	WP	HR	S	P	ERA	WHIP
24 Tom Gorzelanny, L (1, 1) ERA: 3.24	6.0		26	6	4	4	7	1	0	1	0	1	1	67	109	6.00	1.167
Damaso Marte, L (7, 1) ERA: 1.65	1.0		4	1	0	0	1	0	0	0	0	0	0	9	16	0.00	1.000
Shawn Chacon, R (8, 1) ERA: 3.63	1.2	L	11	2	1	1	1	3	1	0	0	1	0	20	43	5.40	3.000

PITCHER	IP	WLS	BF	H	R	ER	SO	BB	IBB	HBP	BLK	WP	HR	S	P	ERA	WHIP

BOTTOM

Pittsburgh Pirates @ Atlanta Braves

Turner Field, Atlanta, GA

Sat Jul 14 2007, 7:05 PM EDT

Att. 44,041 - Cloudy - 78 F

livebaseballscorecards.com

AB	33
R	5
H	9
RBI	4
BB	5
SO	9
LOB	14

WP: 2 PA: 41
PB: 0
SB: 1
CS: 0

Batter	1	2	3	4	5	6	7	8	9	AB	R	H	RBI	BB	SO	LOB
13 Nate McLouth, L (1, 8) OBP: 0.306, SLG: 0.355	B FA 86 C FA 86 B CH 77 F FA 87 X FA 90 2-2 ① P2	C FA 86 C FC 88 B FA 91 F FA 91 S CH 82 1-3 ③ K	B X 1-0 ① F8	B FA 91 X FA 91 1-0 ② F8	4	0	0	0	0	1	1
12 Freddy Sanchez, R (1, 4) OBP: 0.321, SLG: 0.388	B FA 90 X FA 88 1-0 HR	C FA 89 T SL 86 S SL 78 0-3 ① K	X 0-0 ②③ G6-4-3 1-2f	B SL 84 X FA 90 1-0 ③ F7	4	1	1	1	0	1	1
25 Adam LaRoche, L (1, 3) OBP: 0.320, SLG: 0.431	B FA 89 B CH 78 X FA 87 2-0 41 G3-6 1B	B CH 76 B FA 88 F FA 85 X CH 79 2-1 ② F7	B CU 71 F FA 87 B FA 90 B FA 86 X FA 88 3-1 ① F9	3	0	1	0	0	0	0
41 Ryan Doumit, S (1, 2) OBP: 0.378, SLG: 0.520	F FA 88 B FA 89 B CH 79 X CH 78 2-1 ②③ G3-6 1-2f	B FA 90 S SL 87 X CH 78 1-1 ③ F9	B CU 72 X FA 90 1-0 ② G4-3	3	0	0	0	0	0	1
Xavier Nady, R (1, 9) OBP: 0.335, SLG: 0.491	B FA 87 X CU 74 1-0 ① F7	C FA 88 X CH 87 0-1 ① F9	B FA 90 S CH 77 B FA 90 X FA 89 2-1 ③ F8	3	0	0	0	0	0	0
Jason Bay, R (1, 7) OBP: 0.327, SLG: 0.424	B CH 74 B CH 74 C FA 88 C FA 89 S FA 91 2-3 ② K	S FA 89 S FA 90 X FA 90 0-2 ② F8	B FA 87 B FA 88 C FA 87 C FA 88 X FA 90 2-2 ① F9	3	0	0	0	0	1	0
Jose Castillo, R (1, 5) OBP: 0.282, SLG: 0.345	B FA 90 B CH 76 B FA 88 C FA 86 X FA 88 3-1 ③ G5-3	F FA 88 B SL 76 X CH 76 1-1 3B	F FA 89 B SL 86 F CU 75 F FA 90 F FA 89 F CH 78 F FA 90 X CH 80 1-2 ② G5-3	3	0	1	0	0	0	0
2 Jack Wilson, R (1, 6) OBP: 0.313, SLG: 0.357	S FA 88 B FA 89 X CH 74 1-1 ① G4-3	C F SL 87 S FA 91 0-3 ③ K	F FA 89 F FA 90 F SL 86 X FA 90 0-2 ③ F7	3	0	0	0	0	1	1
28 Paul Maholm, L (1, 1) OBP: 0.200, SLG: 0.176 16 Salomon Torres, R (7, 1) 34 John Grabow, L (8, 1) Josh Phelps, R (9, PH) OBP: 0.346, SLG: 0.355	S FA 85 C FA 89 X FA 91 0-2 ② G5-3	B X 1-0 12 G6-4-3 1B	S X FA 89 0-1 ① G5-3	2 0 0 1	0 0 0 0	1 0 0 0	0 0 0 0	0 0 0 0	0 0 0 0	0 0 0 0
Inning Stats	R: 1 E: 0 K: 0 S: 7 H: 2 LOB: 0 BB: 0 P: 14	R: 0 E: 0 K: 1 S: 6 H: 0 LOB: 0 BB: 0 P: 12	R: 0 E: 0 K: 1 S: 9 H: 0 LOB: 0 BB: 0 P: 11	R: 0 E: 0 K: 1 S: 7 H: 0 LOB: 0 BB: 0 P: 10	R: 0 E: 0 K: 1 S: 10 H: 1 LOB: 0 BB: 0 P: 11	R: 0 E: 0 K: 0 S: 3 H: 1 LOB: 0 BB: 0 P: 5	R: 0 E: 0 K: 0 S: 5 H: 0 LOB: 0 BB: 0 P: 11	R: 0 E: 0 K: 0 S: 14 H: 0 LOB: 0 BB: 0 P: 17	R: 0 E: 0 K: 0 S: 4 H: 0 LOB: 0 BB: 0 P: 6	1B: 2 2B: 0 3B: 1 HR: 1	SF: 0 SAC: 0 DP: 2 HBP: 0		WP: 0 PB: 0 SB: 0 CS: 0		PA: 29		

TOP

Pittsburgh Pirates @ Atlanta Braves

Turner Field, Atlanta, GA

Sun Jul 15 2007, 1:05 PM EDT
Att. 30,756 - Overcast - 75 F

livebaseballscorecards.com

AB	29
R	1
H	4
RBI	1
BB	0
SO	4
LOB	4

PITCHER		IP	WLS	BF	H	R	ER	SO	BB	IBB	HBP	BLK	WP	HR	S	P	ERA	WHIP
38 Buddy Carlyle, R ERA: 4.0	(1, 1)	8.0	W	26	4	1	1	4	0	0	0	0	0	1	61	91	1.12	0.500
Bob Wickman, R ERA: 4.5	(9, 1)	1.0		3	0	0	0	0	0	0	0	0	0	0	4	6	0.00	0.000

PITCHER	IP	WLS	BF	H	R	ER	SO	BB	IBB	HBP	BLK	WP	HR	S	P	ERA	WHIP

BOTTOM

Pittsburgh Pirates @ Atlanta Braves

Turner Field, Atlanta, GA

Sun Jul 15 2007, 1:05 PM EDT
Att. 30,756 - Overcast - 75 F

livebaseballscorecards.com

Batter	1	2	3	4	5	6	7	8	9	AB	R	H	RBI	BB	SO	LOB
19 Yunel Escobar, R (1, 4) OBP: 0.336, SLG: 0.402	B FA 88 B FA 88 F FA 86 B CH 82 X FA 86 3-1 10 G6-4-3 11 1B WP 1B		B CU 70 S CU 69 X FA 87 1-1 ② B1-3		B CU 71 L FA 87 C CU 72 X FA 89 1-2 ① G3 2-3		X FA 90 0-0 ① G5-3	1 SAFE 1 SAFE S CH 82 X CH 83 0-1 10 BB 11 1B 1-H 1B		5	1	2	1	0	0	1
11 Edgar Renteria, R (1, 6) OBP: 0.388, SLG: 0.481	C FA 89 X FA 89 0-1 10 G6-4-3 1-2 1B		X CH 79 0-0 10 S 1B		B CU 72 B FA 85 B CU 73 X FA 90 3-0 10 FC5-4 3-H 1B		B FA 90 B CH 81 F FA 91 B CH 81 X FA 91 3-1 ② G5-3	C FA 90 F FA 91 X CH 83 0-2 10 BB 1-2 1B		5	0	4	1	0	0	0
10 Chipper Jones, S (1, 5) OBP: 0.424, SLG: 0.596	C CU 72 D CU 75 B FA 90 X FA 90 2-1 ①② G6-4-3 1-2f 2-3		B FA 87 D CU 72 F FA 89 C CU 72 S SL 80 2-3 ③ K 1-2		B CU 70 B FA 88 B FA 87 C FA 88 X FA 88 3-1 ② FC5-4 FC6-4 1-2f		B FA 91 B SL 78 S FA 90 B FA 91 B FA 89 4-1 7 BB 1B BB	B CH 83 B FA 90 B CH 82 B FA 91 4-0 1-2 2-3 BB		3	1	0	0	2	1	4
Andruw Jones, R (1, 8) OBP: 0.315, SLG: 0.423	F CH 82 B CU 74 B FA 89 X FA 90 2-1 ③ G6-3 3-H			X FA 86 0-0 ① P3	D CU 78 B FA 89 B FA 86 C FA 88 X FA 88 3-1 ③ FC6-4 1-2f		1 SAFE B FA 91 F FA 91 B FA 92 B FA 90 F FA 91 B FA 91 4-2 7 1B BB 1-2	C CH 84 S CH 82 B FA 92 S CH 83 1-3 ③ K		4	0	0	0	1	1	4
7 Jeff Francoeur, R (1, 9) OBP: 0.328, SLG: 0.429		X FA 89 0-0 ① F9		B FA 88 C FA 85 F CU 77 X FA 88 1-2 ② G4-3		X FA 85 0-0 ① G6-3	F FA 91 B FA 91 X SL 81 1-1 1-2 2-H 1B			4	0	1	1	0	0	0
23 Matt Diaz, R (1, 7) OBP: 0.375, SLG: 0.466 Bob Wickman, R (9, 1)		B FA 89 X FA 85 1-0 ② L8		B B B C FA 87 S FA 88 X FA 89 3-2 1B		C CU 70 X CH 81 0-1 1B 1B	X FA 91 0-0 ③ G5-3			4 0	0 0	2 0	0 0	0 0	0 0	2 0
Jarrod Saltalamacchia, S (1, 2) OBP: 0.357, SLG: 0.461		C FA 89 B CH 80 B FA 90 F FA 86 F CU 78 F CU 74 F FA 89 B CU 78 F FA 87 4-2 B CH 80 BB		1 SAFE C CU 69 F FA 89 X CU 74 0-2 ③ F9		F FA 87 X FA 89 0-1 1-2 1B		S CH 80 B CH 81 B CH 81 B FA 90 X FA 91 3-1 ① G5-3	3	0	1	0	1	0	1
Chris Woodward, R (1, 3) OBP: 0.248, SLG: 0.317		B FA 89 C FA 86 F FA 88 F FA 90 B CU 77 B FA 84 X FA 87 3-2 ③ L7			X FA 85 0-0 38 SH 2B	B CU 72 B FA 88 X FA 88 2-0 ② F7		F FA 91 X CH 81 0-1 FC5-4 1B	4	1	2	0	0	0	3
38 Buddy Carlyle, L (1, 1) OBP: 0.063, SLG: 0.063 Willie Harris, L (8, PH) (9, 7) OBP: 0.411, SLG: 0.431			C X FA 85 0-1 ① P6		X FA 87 0-0 SH 19 G3 11 1B 2-H	B CU 71 F FA 87 F SL 78 S CH 76 1-3 ③ K		F SL 83 L SL 82 B SL 82 X SL 83 1-2 ② FC5-4 19 S 19 1B 1-2f	2 1	1 1	0 0	0 0	0 0	1 0	2 1
Inning Stats	R: 1 E: 0 K: 0 S: 8 H: 2 LOB: 0 BB: 0 P: 15	R: 0 E: 0 K: 0 S: 12 H: 0 LOB: 1 BB: 1 P: 20	R: 0 E: 0 K: 1 S: 8 H: 1 LOB: 1 BB: 0 P: 11	R: 0 E: 0 K: 0 S: 10 H: 1 LOB: 1 BB: 0 P: 14	R: 2 E: 1 K: 0 S: 10 H: 2 LOB: 1 BB: 0 P: 20	R: 0 E: 0 K: 1 S: 9 H: 2 LOB: 2 BB: 0 P: 12	R: 1 E: 0 K: 0 S: 9 H: 1 LOB: 2 BB: 2 P: 21	R: 1 E: 0 K: 1 S: 15 H: 3 LOB: 3 BB: 1 P: 24		1B: 11 2B: 1 3B: 0 HR: 0 SF: 0 SAC: 1 DP: 1 HBP: 0				WP: 1 PB: 0 SB: 2 CS: 0 PA: 40		

	AB	35
	R	5
	H	12
	RBI	3
	BB	4
	SO	3
	LOB	18

PITCHER		IP	WLS	BF	H	R	ER	SO	BB	IBB	HBP	BLK	WP	HR	S	P	ERA	WHIP
28 Paul Maholm, L ERA: 4.68	(1, 1)	6.0	L	27	8	3	2	2	1	0	0	0	1	0	57	92	3.00	1.500
16 Salomon Torres, R ERA: 5.28	(7, 1)	1.0		6	1	1	1	0	2	0	0	0	0	0	9	21	9.00	3.000
34 John Grabow, L ERA: 6.17	(8, 1)	1.0		7	3	1	1	1	1	0	0	0	0	0	15	24	9.00	4.000

Cincinnati Reds @ Atlanta Braves

Turner Field, Atlanta, GA

Mon Jul 16 2007, 7:05 PM EDT

Att. 24,442 - Cloudy - 82 F

TOP

livebaseballscorecards.com

Batter	1	2	3	4	5	6	7	8	9	AB	R	H	RBI	BB	SO	LOB
6 Ryan Freel, R (1, 8) OBP: 0.295, SLG: 0.345	B FA 92 C FA 92 B SL 76 B FA 92 X FA 92 3-1 BB 1B 1B	C FA 86 B FA 87 S SL 87 F SL 82 F CH 86 S SL 85 1-3 ① K	B SL 86 1 SAFE B FA 89 F FA 87 X FA 91 2-1 ② G5-3 1-2 2-3		B FA 88 X FA 89 1-0 ① FC6-4 S 1-2f E	C FA 88 B FA 88 F SL 81 F FA 89 B FA 91 B SL 81 S FA 89 3-3 ③ K			C X SI 93 0-1 FC3 27 1B G1-3 1-2	6	2	1	0	0	2	6
Scott Hatteberg, L (1, 3) OBP: 0.401, SLG: 0.475	B FA 91 1 SAFE B FA 91 B FA 92 C FA 91 B FA 91 4-1 4 BB 1B 1-2 BB BB	C FA 89 X CH 84 0-1 HR 1-2 1B	B SL 85 C FA 91 B CH 85 D SL 84 X FA 90 3-1 ③ G3		1 SAFE F FA 86 F CH 87 B FA 89 B FA 89 X FA 88 2-2 FC6 1-H 1B		B FA 91 B CH 82 X FA 91 2-0 ① F8		C FA 92 X SI 92 0-1 ① G1-3 1-2 2-3	5	3	1	0	1	0	4
Ken Griffey Jr., L (1, 9) OBP: 0.393, SLG: 0.565	C FA 92 X CU 77 0-1 BB 4 BB 1-2 2-H 1B	B CH 83 B CH 84 C FA 89 F CH 85 B SL 82 F CH 85 X FA 91 3-2 1-H 2-H HR		B FA 93 B FA 93 X FA 92 2-0 ① G6-3	4-0 1B 1B IBB		X FA 93 0-0 ② F9		4-0 27 1B IBB	4	1	2	4	2	0	0
4 Brandon Phillips, R (1, 4) OBP: 0.325, SLG: 0.491	B FA 92 S SL 87 B CH 82 F SL 86 D SL 86 B FA 92 4-2 BB 1-2 2-3 BB	X FA 88 0-0 ② G4-3		X FA 94 0-0 ② G5-3	B SL 80 C FA 88 B FA 88 X SL 80 2-1 ② F8		B CU 77 F FA 94 X SL 77 1-1 ③ G6-3		F FA 92 F FA 92 F SI 93 C SL 78 0-3 ② K	5	0	0	0	1	1	5
Adam Dunn, L (1, 7) OBP: 0.361, SLG: 0.544 Mike Gosling, L (8, 1) 56 Todd Coffey, R (8, 1) 27 Jeff Keppinger, R (9, PH) OBP: 0.417, SLG: 0.300 25 David Weathers, R (9, 1)	B FA 92 B FA 91 B FA 92 D FA 92 4-0 1-2 2-3 3-H BB	S FA 88 B FA 88 C CH 84 B CH 81 S SL 83 2-3 ③ K		B FA 92 B SL 80 B FA 92 B FA 92 4-0 1B 28 1B BB	C FA 89 B FA 88 B FA 88 X SL 80 2-1 1B 1-2 2-H 1B			B FA 92 F FA 91 F CH 84 B SL 84 S CH 84 2-3 ① K	B FA 92 B FA 91 X FA 92 2-0 1-2 2-3 3-H 1B	3 0 0 1 0	1 0 0 0 0	1 0 0 1 0	2 0 0 1 0	2 0 0 0 0	2 0 0 0 0	0 0 0 0 0
Javier Valentin, S (1, 2) OBP: 0.308, SLG: 0.362	X FA 89 0-0 ① F8	B CH 82 C FA 89 X FA 89 1-1 ① G6-3	X FA 91 0-0 28 1B 1-3 1B	B FA 87 B FA 89 X FA 89 2-0 ③ 1-2 2-H 1B			B FA 92 F FA 92 B FA 92 X CH 85 2-1 1B	F SI 92 X FA 92 0-1 ③ F8	6	0	3	0	0	0	6
28 Edwin Encarnación, R (1, 5) OBP: 0.347, SLG: 0.379	B FA 89 S SL 84 B FA 88 F FA 89 S SL 85 2-3 ② K	F CH 81 X FA 90 0-1 58 E 37 1B 1B	S SL 80 X FA 91 0-1 1-2 3-H 1B			C SL 78 X SL 78 0-1 ① L7		B SL 76 C SL 76 S CH 85 S SL 82 1-3 ② K		5	1	2	1	0	2	4
58 Pedro Lopez, R (1, 6) OBP: 0.083, SLG: 0.083	S SL 85 C SL 82 S SL 84 0-3 ③ K	B CH 86 B SL 84 B FA 88 C FA 88 X FA 87 3-1 FC1 6 G5-3 37 1B 1-2	F FA 92 B SL 80 C SL 79 F SL 78 X FA 91 1-2 ③ F9			B FA 87 X FA 88 1-0 ② G5-3		C FA 94 F FA 93 B FA 92 X SL 84 1-2 ③ F9		5	0	0	0	0	1	7
37 Bobby Livingston, L (1, 1) OBP: 0.625, SLG: 0.625 Kirk Saarloos, R (6, 1) 30 Norris Hopper, R (8, 7) OBP: 0.328, SLG: 0.339		B FA 90 C CH 84 X CH 81 1-1 1B HR 1B	X FA 90 0-0 6 G5-3 1-2 2-H 1B		B FA 88 C FA 88 S FA 88 X SL 80 1-2 6 FC6-4 1B	X FA 89 0-0 1B			F SI 91 C SI 91 B SL 78 X SL 78 1-2 G1-3 6 E 27 1B 1B	4 0 1	1 0 1	4 0 1	1 0 0	0 0 0	0 0 0	0 0 0
Inning Stats	R: 2 E: 0 K: 2 S: 14 H: 2 LOB: 3 BB: 3 P: 31	R: 3 E: 0 K: 2 S: 17 H: 3 LOB: 0 BB: 0 P: 24	R: 1 E: 1 K: 0 S: 11 H: 2 LOB: 2 BB: 0 P: 20	R: 1 E: 0 K: 0 S: 9 H: 2 LOB: 2 BB: 1 P: 16	R: 2 E: 1 K: 0 S: 12 H: 3 LOB: 2 BB: 1 P: 26	R: 0 E: 0 K: 1 S: 8 H: 1 LOB: 1 BB: 0 P: 12	R: 0 E: 0 K: 0 S: 4 H: 0 LOB: 0 BB: 0 P: 7	R: 0 E: 0 K: 2 S: 11 H: 1 LOB: 1 BB: 0 P: 17	R: 1 E: 1 K: 1 S: 14 H: 2 LOB: 3 BB: 1 P: 21	1B: 15 2B: 0 3B: 0 HR: 1 SF: 0 SAC: 0 DP: 0 HBP: 0						

	AB	45
	R	10
	H	16
	RBI	9
	BB	6
	SO	8
	LOB	32

WP: 0 PA: 51
PB: 0
SB: 2
CS: 0

PITCHER		IP	WLS	BF	H	R	ER	SO	BB	IBB	HBP	BLK	WP	HR	S	P	ERA	WHIP
26 Kyle Davies, R ERA: 5.76	(1, 1)	0.0	L	5	2	2	2	0	3	0	0	0	0	0	7	22	∞	∞
Oscar Villarreal, R ERA: 4.01	(1, 1)	3.0		15	5	4	3	4	0	0	0	0	0	1	35	53	9.00	1.667
27 Joey Devine, R ERA: 3.0	(4, 1)	1.0		6	2	1	1	0	1	0	0	0	0	0	9	16	9.00	3.000
54 Chad Paronto, R ERA: 3.93	(5, 1)	2.0		11	4	2	0	1	0	1	0	0	0	0	20	38	0.00	2.000
57 Jose Ascanio, R ERA: 3.0	(7, 1)	2.0		7	1	0	0	2	0	0	0	0	0	0	15	24	0.00	0.500

PITCHER		IP	WLS	BF	H	R	ER	SO	BB	IBB	HBP	BLK	WP	HR	S	P	ERA	WHIP
58 Peter Moylan, R ERA: 2.03	(9, 1)	1.0		7	2	1	0	1	0	1	0	0	0	0	14	21	0.00	2.000

Batter	1	2	3	4	5	6	7	8	9	AB	R	H	RBI	BB	SO	LOB
19 Yunel Escobar, R (1, 4) (9, 6) OBP: 0.355, SLG: 0.414	C FA 86 X CH 76 0-1 10 F9 11 BLK 1B		C FA 86 B FA 87 B FA 87 X FA 86 2-1 10 BB 1-2 1B 1B		C FA 84 X CH 75 0-1 11 2B 1B		B FA 86 F FA 85 B FA 85 F FA 86 B CU 76 C FA 85 3-3 ① K	B CH 81 B CH 79 B FA 89 B FA 88 4-0 1-2 BB		4	1	3	0	1	1	0
11 Edgar Renteria, R (1, 6) OBP: 0.388, SLG: 0.486 58 Peter Moylan, R (9, 1)	B FA 85 C FA 85 B FA 86 B FA 87 1 SAFE S FA 86 X CH 74 3-2 ① G6-3 1-2		F FA 87 S SL 83 F FA 83 C FA 88 0-3 ① K		C FA 85 B FA 85 X CH 75 1-1 1-3 2B		B CU 75 C FA 85 B SL 82 C FA 86 F CH 82 F FA 86 X FA 83 2-2 10 WP FC5-4 2B	C FA 93 F FA 93 F FA 93 B FA 92 X SL 86 1-2 ③ P4		5 0	1 0	2 0	0 0	0 0	1 0	6 0
10 Chipper Jones, S (1, 5) OBP: 0.430, SLG: 0.595	X FA 86 0-0 ② F9 2-3		B CH 75 C CH 76 B CH 76 B SL 83 B FA 86 4-1 1B 1-2 2-3 BB		F CH 74 C FA 86 F FA 87 B FA 87 B FA 86 F SL 82 F CH 76 F FA 87 F FA 87 4-2 F FA 86 B SL 82 F SL 80 B CH 74 BB		B FA 85 B CU 76 B FA 86 B FA 85 4-0 FC5-4 2-3 BB		C FA 87 B CH 83 X FA 87 1-1 1B	2	0	1	0	3	0	1
Andruw Jones, R (1, 8) OBP: 0.314, SLG: 0.420	X CH 76 0-0 ③ P2		F FA 86 F FA 83 B FA 88 X CU 71 1-2 1-2 2-H 3-H 1B		C FA 86 C FA 86 B FA 86 S CH 76 1-3 ① K		B FA 85 F FA 84 B CH 82 B FA 85 X FA 85 3-1 ② FC5-4 1-2f 3-H		F FA 87 S FA 89 D SL 85 F FA 88 X SL 84 1-2 ① F8	5	0	1	3	0	1	6
7 Jeff Francoeur, R (1, 9) OBP: 0.328, SLG: 0.429 Willie Harris, L (6, 7) OBP: 0.407, SLG: 0.426		X FA 86 0-0 23 FC5-4 1B	S CH 76 B CH 76 X CH 75 1-1 ② P3		S CH 76 S CH 77 F FA 87 C SL 82 0-3 ② K		X FA 85 0-0 ③ G3		B FA 88 B FA 87 C FA 88 X FA 88 2-1 ② F9	3 2	0 0	1 0	0 0	0 0	1 0	5 2
23 Matt Diaz, R (1, 7) OBP: 0.366, SLG: 0.455		1 SAFE X CH 75 0-0 ① FC5-4 16 1B 1-2f	C FA 86 F FA 86 S FA 87 0-3 ③ K		F CH 74 B FA 86 F SL 81 X SL 80 1-2 ③ P2			C FA 89 C SL 80 B FA 90 B SL 81 X FA 89 2-2 ① G4-3	S FA 88 S FA 88 F FA 88 X FA 87 0-2 ③ F7	5	0	0	0	0	1	7
16 Brian McCann, L (1, 2) OBP: 0.315, SLG: 0.461 57 Jose Ascanio, R (7, 1) 2 Kelly Johnson, L (8, PH) OBP: 0.390, SLG: 0.465 (9, 4)		C FA 86 F FA 83 F FA 84 B SL 83 X FA 88 1-2 G5-4-3 1-2 1B	F FA 85 X CU 70 0-1 ① G1-3		X FA 86 0-0 ① P5			B FA 89 F FA 88 F FA 90 F FA 90 B SL 82 B SL 82 B FA 90 4-2 1B BB		3 0 0	0 0 0	1 0 0	0 0 0	0 0 1	0 0 0	0 0 0
Jarrod Saltalamacchia, S (1, 3) OBP: 0.354, SLG: 0.454 (7, 2)		B CU 70 S FA 86 B FA 87 X CH 76 2-1 ② ③ G5-4-3 1-2f	C CU 70 C FA 87 X FA 87 0-2 ② G5-3		B SL 79 X FA 87 1-0 ② G3			B FA 90 B FA 90 B FA 90 C FA 89 X FA 90 3-1 19 BB 1-3 1B		4	0	1	0	0	0	2
26 Kyle Davies, R (1, 1) OBP: 0.259, SLG: 0.360 Oscar Villarreal, L (1, 1) 37 Jo-Jo Reyes, L (3, PH) OBP: 1.000, SLG: 1.000 27 Joey Devine, R (4, 1) Chris Woodward, R (4, PH) OBP: 0.245, SLG: 0.314 54 Chad Paronto, R (5, 1) Scott Thorman, L (6, PH) OBP: 0.255, SLG: 0.385 (7, 3)			B S B FA 85 F FA 86 X SL 81 2-2 10 BB 19 1B 1B 1B		B FA 86 X FA 86 1-0 ③ G6-3		B FA 86 F FA 86 C CU 78 S FA 84 1-3 ③ K	C FA 89 S FA 90 F FA 91 S SL 82 0-3 ② K		0 0 1 0 1 0 2	0 0 1 0 0 0 0	0 0 1 0 0 0 2	0 0 0 0 0 0 2	0 0 0 0 0 0 2	0 0 0 0 0 0 2	0 0 0 0 0 0 2
Inning Stats	R: 0 E: 0 K: 0 S: 7 H: 1 LOB: 1 BB: 0 P: 10	R: 0 E: 0 K: 0 S: 8 H: 2 LOB: 1 BB: 0 P: 11	R: 2 E: 0 K: 2 S: 18 H: 3 LOB: 2 BB: 1 P: 28	R: 0 E: 0 K: 0 S: 6 H: 0 LOB: 0 BB: 0 P: 7	R: 0 E: 0 K: 2 S: 23 H: 2 LOB: 3 BB: 1 P: 30	R: 0 E: 0 K: 1 S: 5 H: 0 LOB: 0 BB: 0 P: 7	R: 1 E: 0 K: 1 S: 11 H: 1 LOB: 1 BB: 1 P: 23	R: 0 E: 0 K: 1 S: 16 H: 1 LOB: 3 BB: 2 P: 30	R: 0 E: 0 K: 0 S: 12 H: 1 LOB: 1 BB: 0 P: 16	1B: 9 2B: 2 3B: 0 HR: 0 SF: 0 SAC: 0 DP: 1 HBP: 0						

PITCHER		IP	WLS	BF	H	R	ER	SO	BB	IBB	HBP	BLK	WP	HR	S	P	ERA	WHIP
37 Bobby Livingston, L ERA: 3.18	(1, 1)	5.0	W	24	8	2	2	4	2	0	0	1	0	0	62	86	3.60	2.000
Kirk Saarloos, R ERA: 6.58	(6, 1)	2.0		8	1	1	1	2	1	0	0	0	1	0	16	30	4.50	1.000
Mike Gosling, L ERA: 4.5	(8, 1)	0.2		5	1	0	0	1	2	0	0	0	0	0	12	25	0.00	4.500
56 Todd Coffey, R ERA: 4.75	(8, 1)	0.1		1	0	0	0	0	0	0	0	0	0	0	4	5	0.00	0.000
25 David Weathers, R ERA: 3.13	(9, 1)	1.0		4	1	0	0	0	0	0	0	0	0	0	12	16	0.00	1.000

PITCHER	IP	WLS	BF	H	R	ER	SO	BB	IBB	HBP	BLK	WP	HR	S	P	ERA	WHIP

BOTTOM

Cincinnati Reds @ Atlanta Braves

Turner Field, Atlanta, GA

Mon Jul 16 2007, 7:05 PM EDT

Att. 24,442 - Cloudy - 82 F

livebaseballscorecards.com

AB	37
R	3
H	11
RBI	3
BB	5
SO	7
LOB	31

WP: 1 PA: 42
PB: 0
SB: 0
CS: 0

Batter	1	2	3	4	5	6	7	8	9	AB	R	H	RBI	BB	SO	LOB
6 Ryan Freel, R (1, 8) OBP: 0.298, SLG: 0.348	B B FA 92 C FA 93 B FA 93 X FA 92 3-1 ① P6		B FA 91 B CH 84 F FA 91 S FA 85 F CH 84 X SL 82 2-2 ② P3		B FA 92 B CH 82 B FA 90 C FA 90 B CH 82 4-1 27 S 27 2B BB		B CU 75 C CU 75 B SL 76 S SI 91 B SI 92 C SL 77 3-3 ② K		B FA 94 X FA 95 1-0 4 S 2B	4	1	1	0	1	1	3
27 Jeff Keppinger, R (1, 6) OBP: 0.412, SLG: 0.357 (8, 5)	C FA 93 B CH 76 B FA 92 X 2-1 ② G6-3		X FA 92 0-0 ③ L8		B FA 92 C CH 83 B SL 82 B FA 90 C CH 82 X FA 90 3-2 1-H 3-H 2B		B C SL 76 B SL 79 C SL 78 B B 4-2 1B 4 1B BB		C SL 82 F FA 95 F FA 95 X SL 84 0-2 ② F8	4	1	1	2	1	0	2
Ken Griffey Jr., L (1, 9) OBP: 0.393, SLG: 0.561	B FA 94 C SL 83 C FA 95 B CU 76 X SL 84 2-2 ③ F7			C SL 82 B FA 91 X CU 73 1-1 ① G3-1	X CH 81 0-0 ③ F8		B SI 93 B SI 91 S SI 92 C SI 92 X SI 93 2-2 4 S 4 1B 1-3 2-H 3-H 1B		I IN 88 I I I 4-0 4 S IBB	4	1	1	2	1	0	1
4 Brandon Phillips, R (1, 4) OBP: 0.328, SLG: 0.492		B FA 91 X FA 91 1-0 G4-6-3 1B		X 0-0 CS 1B 1B	C SL 80 B FA 88 X FA 90 1-1 ① F9		C SI 90 S SL 77 B SL 79 D CU 78 B SL 76 X SI 92 3-2 1-H 3-H 1B		F FA 95 B SL 83 C SL 83 F SL 82 S SL 84 1-3 1-2 2-3 ③ K	5	0	3	2	0	1	2
Adam Dunn, L (1, 7) OBP: 0.360, SLG: 0.540 30 Norris Hopper, R (7, 7) OBP: 0.328, SLG: 0.339		B FA 93 X CU 82 1-0 ① ② G4-6-3 1-2f		B CU 81 F FA 91 C CU 80 B SL 84 1 SAFE X 2-2 1-2 1B	F FA 91 X CH 79 0-1 ② G3		C B SI 90 X SI 90 1-1 ③ F9			4 0	0 0	1 0	0 0	0 0	0 0	2 0
Jeff Conine, R (1, 3) OBP: 0.322, SLG: 0.395		B FA 92 B FA 93 C FA 92 C FA 86 B SL 85 B FA 94 4-2 28 FC5-4 BB		B FA 92 C CH 83 2 SAFE B FA 92 C SL 83 X FA 92 2-2 ② ③ F7 2-3	C FA 90 X CH 80 0-1 ③ G5-3			X 0-0 ① F9		3	0	0	0	1	0	2
28 Edwin Encarnación, R (1, 5) OBP: 0.345, SLG: 0.377 25 David Weathers, R (8, 1)		D CH 74 1 SAFE F FA 86 S FA 94 1 SAFE B SL 85 X FA 87 2-2 ③ FC5-4 1-2f			C CU 71 B CH 82 X CH 81 1-1 ① P6		F CH 80 B CU 69 B CH 80 X FA 89 2-1 61 SH5-4 26 1B 1B 1B	B F X 1-1 ② G6-3		4 0	1 0	1 0	0 0	0 0	0 0	1 0
26 David Ross, R (1, 2) OBP: 0.247, SLG: 0.396			X FA 91 0-0 ① F8		B FA 90 C FA 90 B CH 83 B CH 82 X FA 90 3-1 61 G6-3 27 2B 2B		B FA 89 X CH 80 1-0 61 SH5-4 1-2 1B 1B	C SL 89 S SL 87 F FA 95 S FA 96 0-3 ③ K		4	2	2	0	0	1	0
61 Bronson Arroyo, R (1, 1) OBP: 0.140, SLG: 0.171 Mike Stanton, L (8, 1) 58 Pedro Lopez, R (8, 6) OBP: 0.077, SLG: 0.077			B B FA 92 F FA 91 X 2-1 1B		M SL 82 C FA 91 B CU 73 X CU 73 1-2 ② G6-3 2-3		L FA 88 X FA 89 0-1 ① SH5-4 1-2 2-3		C FA 94 C FA 94 X SL 85 0-2 ① G3-1	2 0 1	0 0 0	1 0 0	0 0 0	0 0 0	0 0 0	1 0 0
Inning Stats	R: 0 E: 0 K: 0 S: 7 H: 0 LOB: 0 BB: 0 P: 14	R: 0 E: 0 K: 0 S: 7 H: 1 LOB: 1 BB: 1 P: 15	R: 0 E: 0 K: 0 S: 8 H: 1 LOB: 1 BB: 0 P: 12	R: 0 E: 0 K: 0 S: 9 H: 2 LOB: 1 BB: 0 P: 14	R: 2 E: 0 K: 0 S: 12 H: 2 LOB: 1 BB: 1 P: 24	R: 0 E: 0 K: 0 S: 6 H: 0 LOB: 0 BB: 0 P: 7	R: 4 E: 0 K: 1 S: 18 H: 4 LOB: 1 BB: 1 P: 34	R: 0 E: 0 K: 1 S: 7 H: 0 LOB: 0 BB: 0 P: 8	R: 0 E: 0 K: 1 S: 12 H: 1 LOB: 2 BB: 1 P: 18	1B: 8 2B: 3 3B: 0 HR: 0 SF: 0 SAC: 1 DP: 1 HBP: 0						

Cincinnati Reds @ Atlanta Braves

Turner Field, Atlanta, GA

Tue Jul 17 2007, 7:35 PM EDT

Att. 30,072 - Overcast - 82 F

TOP

livebaseballscorecards.com

AB	35
R	6
H	11
RBI	6
BB	4
SO	3
LOB	14

PITCHER		IP	WLS	BF	H	R	ER	SO	BB	IBB	HBP	BLK	WP	HR	S	P	ERA	WHIP
37 Jo-Jo Reyes, L ERA: 8.68	(1, 1)	6.1	L	27	8	4	4	0	2	0	0	0	0	0	54	94	5.68	1.579
58 Peter Moylan, R ERA: 2.37	(7, 1)	0.2		5	2	2	2	1	1	0	0	0	0	0	13	26	27.00	4.500
Tyler Yates, R ERA: 4.5	(8, 1)	1.0		3	0	0	0	1	0	0	0	0	0	0	7	8	0.00	0.000
39 Rafael Soriano, R ERA: 2.93	(9, 1)	1.0		5	1	0	0	1	0	1	0	0	0	0	12	18	0.00	1.000

PITCHER	IP	WLS	BF	H	R	ER	SO	BB	IBB	HBP	BLK	WP	HR	S	P	ERA	WHIP

Batter	1	2	3	4	5	6	7	8	9	AB	R	H	RBI	BB	SO	LOB
Willie Harris, L (1, 7) OBP: 0.401, SLG: 0.419	B CH 77 C CH 77 C CU 74 B FA 89 B FA 90 S CU 76 3-3 ① K		X CH 84 0-0 1B		S CU 75 F SL 86 B CU 75 B FA 86 C SL 88 2-3 ② K			C FA 88 B SL 83 X FA 88 1-1 ① F7	C SL 82 B CH 85 B FA 89 F SL 84 C FA 88 2-3 ① K	5	0	1	0	0	3	3
11 Edgar Renteria, R (1, 6) OBP: 0.383, SLG: 0.479	C FA 91 F FA 91 B FA 91 T FA 92 1-2 ② K		C CU 73 X FA 90 0-1 ③ F9		F FC 89 B SL 76 X FA 89 1-1 ③ F9			B FA 87 X CH 82 1-0 ② G5-3	C SL 85 X SL 85 0-1 ② FC6-4 10 DI 10 1B 1-2f	5	1	0	0	0	1	4
10 Chipper Jones, S (1, 5) OBP: 0.433, SLG: 0.594	C SL 81 S FA 91 B FA 91 F FA 92 B SL 82 B CU 77 F CU 75 S CU 71 3-3 ③ K			B FA 88 F CU 70 B FC 89 B FA 90 F CU 73 B CU 71 4-2 BB		X FA 84 0-0 ① G4-3		B FA 87 C FA 88 B FA 88 X FA 89 2-1 HR 1B	C FA 89 B FA 88 B FA 88 X SL 83 2-1 1-H 1B	4	1	2	1	1	1	0
Andruw Jones, R (1, 8) OBP: 0.312, SLG: 0.425		X CH 76 0-0 ① G5-3		B FA 89 X CU 69 1-0 ① G3		C FA 89 B FA 89 C CH 81 S CU 76 1-3 ② K		F CH 83 X FA 88 0-1 1-H HR	D SL 85 X SL 84 1-0 ③ F7	5	1	1	2	0	1	2
16 Brian McCann, L (1, 2) OBP: 0.321, SLG: 0.462		B FA 88 B CU 72 B CU 74 B CH 80 4-0 BB		X FA 88 0-0 ② F7		B SL 76 F CU 68 B FC 88 F FA 89 F FC 89 H SL 79 3-2 HBP		C CH 83 X CH 83 0-1 7 BB 2 3B 1B		2	1	1	0	1	0	1
7 Jeff Francoeur, R (1, 9) OBP: 0.327, SLG: 0.425		B SL 75 B CU 71 C CU 74 C FA 89 B SL 77 X CU 76 3-2 ② F7		B FA 90 S CU 68 S CU 74 1 SAFE C FA 89 1-3 ③ K		B FA 89 F CU 70 S SL 88 F FA 87 S SL 77 1-3 ③ K		B CU 68 D CH 79 B FA 88 B FA 87 4-0 2 3B 1-2 BB		3	1	0	0	1	2	3
2 Kelly Johnson, L (1, 4) OBP: 0.392, SLG: 0.476		X FA 90 0-0 ③ G4-3			B CU 69 C CH 70 X CU 70 1-1 37 1B 2B		B SL 74 C SL 76 F SL 79 X FA 87 1-2 ① G3	D FA 84 X FA 88 1-0 1-H 2-H 3B		4	0	2	2	0	0	1
Jarrod Saltalamacchia, S (1, 3) OBP: 0.343, SLG: 0.439			C X 0-1 ① F9		F CU 69 D SL 88 S SL 82 T FA 88 1-2 ① K		C SL 76 X SL 80 0-1 ② F8	B FA 89 T SL 88 C FA 88 B FA 89 B FA 89 X SI 90 3-2 ③ L6		4	0	0	0	0	1	2
37 Jo-Jo Reyes, L (1, 1) OBP: 0.667, SLG: 0.667 58 Peter Moylan, R (7, 1) Scott Thorman, L (7, PH) OBP: 0.254, SLG: 0.383 Tyler Yates, R (8, 1) 39 Rafael Soriano, R (9, 1) 23 Matt Diaz, R (9, PH) OBP: 0.369, SLG: 0.457			S FA 89 F FA 88 F FA 89 B FA 87 B FA 89 X FA 90 2-2 ② G6-3		C F X 0-2 2-3 1B		B SL 89 F CH 75 B SL 77 B CU 70 F SL 78 S CU 74 3-3 ③ K		C FA 88 F FA 89 X FA 90 0-2 11 FC6-4 1B	2	0	1	0	0	0	0
										0	0	0	0	0	0	0
										1	0	0	0	0	1	0
										0	0	0	0	0	0	0
										0	0	0	0	0	0	0
										1	0	1	0	0	0	0

BOTTOM

Cincinnati Reds @ Atlanta Braves

Turner Field, Atlanta, GA

Tue Jul 17 2007, 7:35 PM EDT
Att. 30,072 - Overcast - 82 F

livebaseballscorecards.com

AB	36
R	5
H	9
RBI	5
BB	3
SO	10
LOB	16

Inning Stats	1	2	3	4	5	6	7	8	9
	R: 0 E: 0 K: 3 S: 11	H: 0 LOB: 0 BB: 0 P: 18	R: 0 E: 0 K: 0 S: 5	H: 0 LOB: 1 BB: 1 P: 12	R: 0 E: 0 K: 0 S: 9	H: 1 LOB: 1 BB: 0 P: 11	R: 0 E: 0 K: 1 S: 7	H: 0 LOB: 1 BB: 1 P: 13	R: 0 E: 0 K: 2 S: 13	H: 2 LOB: 2 BB: 0 P: 18	R: 0 E: 0 K: 2 S: 11	H: 0 LOB: 1 BB: 0 P: 16	R: 0 E: 0 K: 1 S: 8	H: 0 LOB: 0 BB: 0 P: 12	R: 4 E: 0 K: 0 S: 13	H: 4 LOB: 1 BB: 1 P: 25	R: 1 E: 0 K: 1 S: 11	H: 2 LOB: 1 BB: 0 P: 16

	1B	SF	WP	PA
	6	0	0	40
2B	1	SAC: 0	PB: 0	
3B	1	DP: 0	SB: 0	
HR	1	HBP: 1	CS: 0	

PITCHER		IP	WLS	BF	H	R	ER	SO	BB	IBB	HBP	BLK	WP	HR	S	P	ERA	WHIP
61 Bronson Arroyo, R ERA: 4.51	(1, 1)	7.0	W	27	3	0	0	9	2	0	1	0	0	0	64	100	0.00	0.714
Mike Stanton, L ERA: 5.34	(8, 1)	0.2		7	4	4	4	0	1	0	0	0	0	1	10	19	54.00	7.500
25 David Weathers, R ERA: 3.23	(8, 1)	1.1	S	6	2	1	1	1	0	0	0	0	0	0	14	22	6.75	1.500

PITCHER	IP	WLS	BF	H	R	ER	SO	BB	IBB	HBP	BLK	WP	HR	S	P	ERA	WHIP

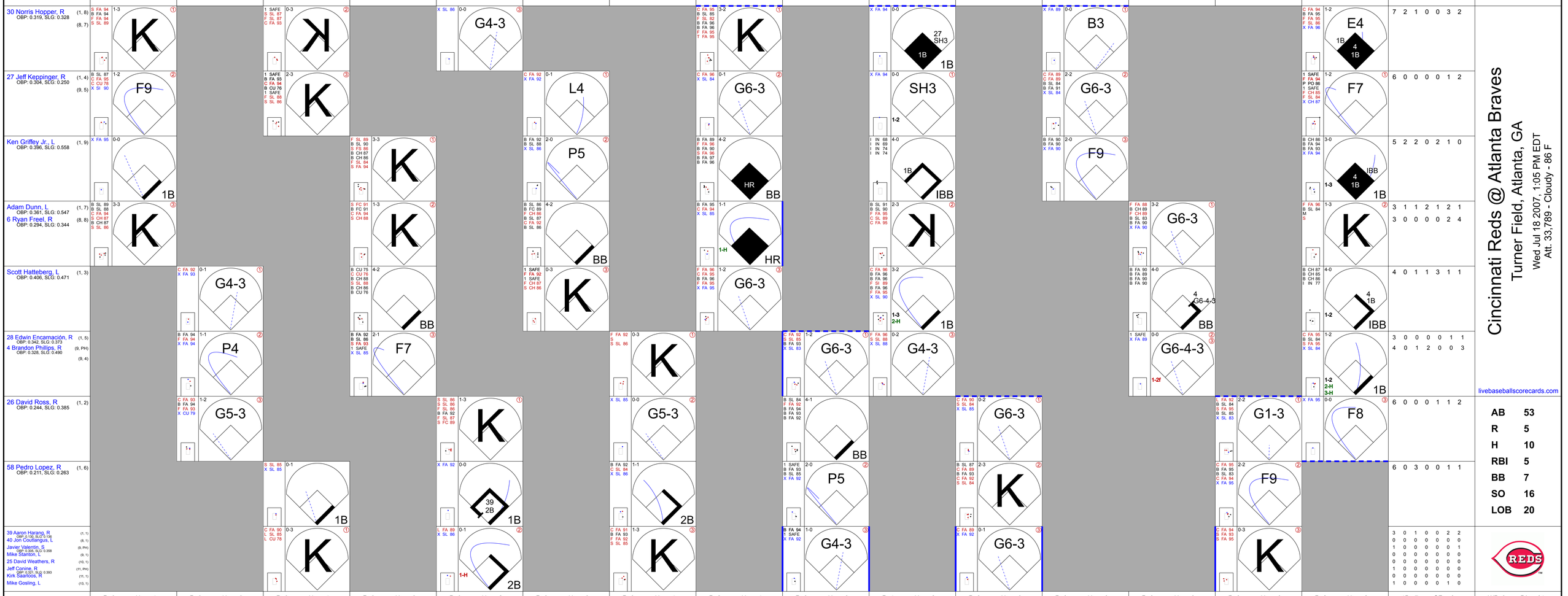
Batter
1
2
3
4
5
6
7
8
9
10
11
12
13
14
15
AB R H RBI BB SO LOB
TOP
30 Norris Hopper, R (1, 8) OBP: 0.319, SLG: 0.328
27 Jeff Keppinger, R (1, 4) OBP: 0.304, SLG: 0.250
Ken Griffey Jr., L (1, 9) OBP: 0.396, SLG: 0.558
Adam Dunn, L (1, 7) OBP: 0.361, SLG: 0.547
6 Ryan Freel, R (8, 8) OBP: 0.294, SLG: 0.344
Scott Hatteberg, L (1, 3) OBP: 0.406, SLG: 0.471
28 Edwin Encarnación, R (1, 5) OBP: 0.342, SLG: 0.373
4 Brandon Phillips, R (9, PH) OBP: 0.328, SLG: 0.490
(9, 4)
26 David Ross, R (1, 2) OBP: 0.244, SLG: 0.385
58 Pedro Lopez, R (1, 6) OBP: 0.211, SLG: 0.263
39 Aaron Harang, R (1, 1) OBP: 0.130, SLG: 0.130
40 Jon Coutlangus, L (8, 1)
Javier Valentin, S (9, PH) OBP: 0.308, SLG: 0.358
Mike Stanton, L (9, 1)
25 David Weathers, R (10, 1)
Jeff Conine, R (11, PH) OBP: 0.321, SLG: 0.393
Kirk Saarloos, R (11, 1)
Mike Gosling, L (13, 1)
Cincinnati Reds @ Atlanta Braves
Turner Field, Atlanta, GA
Wed Jul 18 2007, 1:05 PM EDT
Att. 33,789 - Cloudy - 86 F
livebaseballscorecards.com
AB 53
R 5
H 10
RBI 5
BB 7
SO 16
LOB 20
Inning Stats
PITCHER IP WLS BF H R ER SO BB IBB HBP BLK WP HR S P ERA WHIP
29 John Smoltz, R (1, 1) ERA: 2.88
39 Rafael Soriano, R (8, 1) ERA: 3.29
Bob Wickman, R (9, 1) ERA: 4.36
Tyler Yates, R (10, 1) ERA: 4.61
Oscar Villarreal, R (11, 1) ERA: 3.93
54 Chad Paronto, R (12, 1) ERA: 3.72
57 Jose Ascanio, R (14, 1) ERA: 1.8
1B: 7 SF: 0
2B: 2 SAC: 1
3B: 0 DP: 1
HR: 1 HBP: 0
WP: 0 PA: 61
PB: 0
SB: 0
CS: 0

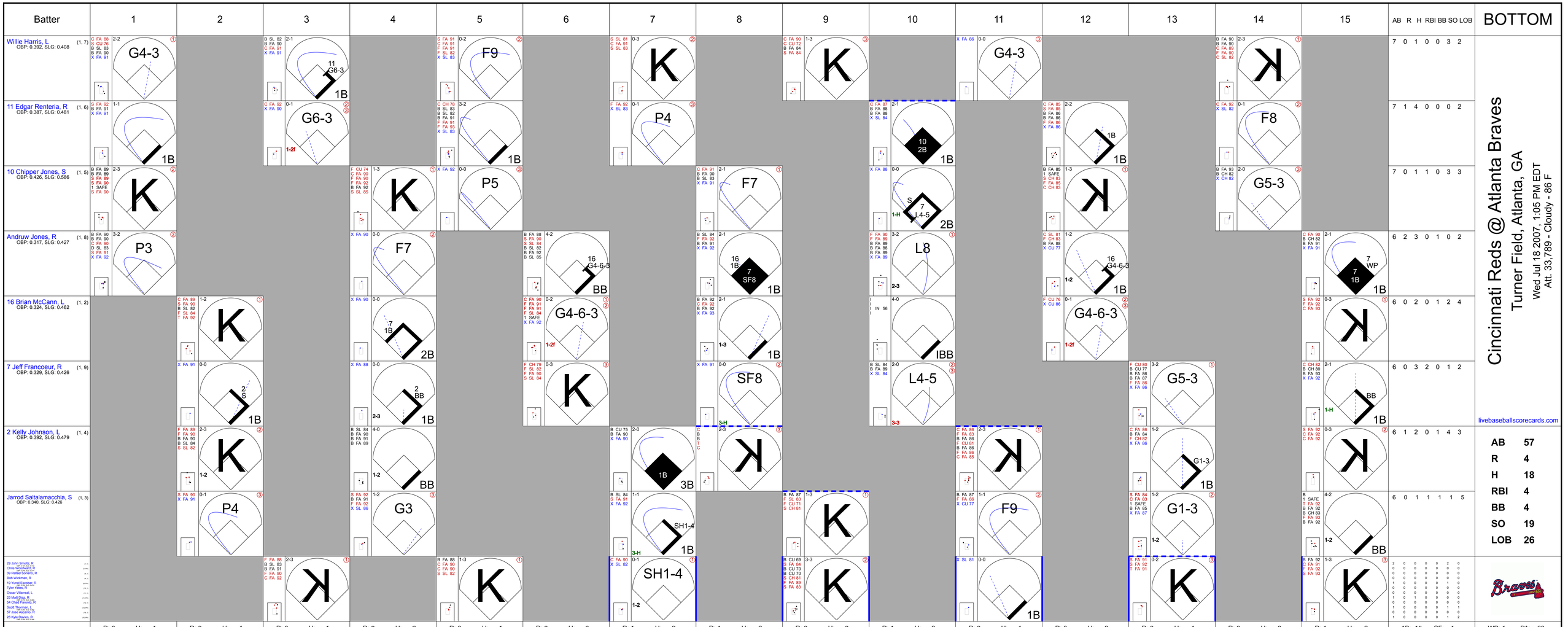
Batter
1
2
3
4
5
6
7
8
9
10
11
12
13
14
15
AB R H RBI BB SO LOB
BOTTOM
Willie Harris, L (1, 7) OBP: 0.392, SLG: 0.408
11 Edgar Renteria, R (1, 6) OBP: 0.387, SLG: 0.481
10 Chipper Jones, S (1, 5) OBP: 0.426, SLG: 0.586
Andruw Jones, R (1, 8) OBP: 0.317, SLG: 0.427
16 Brian McCann, L (1, 2) OBP: 0.324, SLG: 0.462
7 Jeff Francoeur, R (1, 9) OBP: 0.329, SLG: 0.426
2 Kelly Johnson, L (1, 4) OBP: 0.392, SLG: 0.479
Jarrod Saltalamacchia, S (1, 3) OBP: 0.340, SLG: 0.426
Inning Stats
Cincinnati Reds @ Atlanta Braves
Turner Field, Atlanta, GA
Wed Jul 18 2007, 1:05 PM EDT
Att. 33,789 - Cloudy - 86 F
livebaseballscorecards.com
AB 57
R 4
H 18
RBI 4
BB 4
SO 19
LOB 26
PITCHER IP WLS BF H R ER SO BB IBB HBP BLK WP HR S P ERA WHIP
39 Aaron Harang, R (1, 1) ERA: 3.63 7.2 33 10 2 2 8 2 0 0 0 0 0 80 118 2.35 1.565
40 Jon Coutlangus, L (8, 1) ERA: 3.98 0.1 1 0 0 0 1 0 0 0 0 0 0 3 5 0.00 0.000
Mike Stanton, L (9, 1) ERA: 5.18 1.0 3 0 0 0 3 0 0 0 0 0 0 10 15 0.00 0.000
25 David Weathers, R (10, 1) ERA: 3.35 1.0 B 5 2 1 1 0 0 1 0 0 0 0 0 7 18 9.00 2.000
Kirk Saarloos, R (11, 1) ERA: 5.97 2.2 11 4 0 0 2 0 0 0 0 0 0 30 42 0.00 1.500
PITCHER IP WLS BF H R ER SO BB IBB HBP BLK WP HR S P ERA WHIP
Mike Gosling, L (13, 1) ERA: 4.35 2.1 W 10 2 1 1 5 1 0 0 0 1 0 24 37 3.86 1.286
1B: 15 SF: 1
2B: 3 SAC: 1
3B: 1 DP: 4
HR: 0 HBP: 0
WP: 1 PA: 63
PB: 0
SB: 2
CS: 0

Batter	1	2	3	4	5	6	7	8	9	AB	R	H	RBI	BB	SO	LOB
David Eckstein, R (1, 6) OBP: 0.351, SLG: 0.380	C FA 91 X FA 92 0-1 7 SH2-3 1B		C FA 92 F CU 77 F FA 93 F FA 94 X FA 93 0-2 ③ G6-3			F FA 93 X FA 93 0-1 ① SF9 3-H		C FA 92 F FA 92 B SL 79 X SI 93 1-2 7 G6-4-3 2-3 1B		2	0	1	1	0	0	0
34 Randy Flores, L (6, 1)										0	0	0	0	0	0	0
55 Skip Schumaker, L (7, 7) OBP: 0.360, SLG: 0.420										1	0	1	0	0	0	0
7 Adam Kennedy, L (1, 4) OBP: 0.292, SLG: 0.296	1 SAFE X FA 91 0-0 ① SH2-3 1-2			B SL 87 B CH 81 X FA 91 2-0 ① L6		B SL 87 S SL 88 F FS 86 S FC 88 1-3 ② K 1-2		X FA 92 0-0 ②③ G6-4-3 1-2f		3	0	0	0	0	1	3
5 Albert Pujols, R (1, 3) OBP: 0.417, SLG: 0.548	B SL 88 S SL 82 B FA 94 S FA 93 T FA 95 2-2 ② K			B FA 91 B SL 83 C FA 92 B SL 82 B CH 81 4-1 16 23-6-3-6 BB		B FS 86 X FA 94 1-0 ③ G4-3			B FA 92 B FA 91 B FA 92 C FA 91 B FA 92 4-1 G1-3 BB	2	0	0	0	1	1	2
47 Ryan Ludwick, R (7, 9) OBP: 0.282, SLG: 0.485										0	0	0	0	1	0	0
16 Chris Duncan, L (1, 7) OBP: 0.380, SLG: 0.553	X CH 82 0-0 ③ G3-1			C FA 92 S CH 80 B FS 85 B FC 88 X CH 81 2-2 ②③ G3-6-3-6 1-2f			X 0-0 ① L4		S FA 92 D CU 81 C FA 93 B CH 83 F FA 94 C FA 94 2-3 ① K	4	0	0	0	0	1	3
(7, 3)																
Jim Edmonds, L (1, 8) OBP: 0.309, SLG: 0.393		F FA 91 C FA 91 B FA 92 B SL 87 X FA 92 2-2 G4-6-3 1B			C CH 79 X CU 74 0-1 ① F7		C B B B S C 3-3 ② K		F FA 92 D CH 83 X CH 83 1-1 ② G1-3 1-2	3	0	1	0	0	1	0
So Taguchi, R (7, 8) OBP: 0.350, SLG: 0.379										1	0	0	0	0	0	1
43 Juan Encarnacion, R (1, 9) OBP: 0.319, SLG: 0.469		1 SAFE C FA 91 B CU 77 X FA 93 1-1 ① P4			C CU 80 F FA 91 B FA 91 X SL 87 1-2 ② G6-3		C B B X 2-1 FC6 1B		X CH 83 0-0 ③ G1	3	0	1	0	0	0	1
36 Russ Springer, R (7, 1)										0	0	0	0	0	0	0
61 Troy Cate, L (8, 1)										0	0	0	0	0	0	0
4 Yadier Molina, R (9, PH) OBP: 0.315, SLG: 0.311										1	0	0	0	0	0	1
Aaron Miles, S (1, 5) OBP: 0.324, SLG: 0.316		B FA 92 1 SAFE B FA 92 B FA 92 C FA 91 X FA 93 3-1 ②③ G4-6-3 1-2f			C CU 77 B FA 92 B CH 81 B FA 92 X FA 91 3-1 ③ G4-1		C F B F X 1-2 ③ FC6 1-2f			3	0	0	0	0	0	2
Gary Bennett, R (1, 2) OBP: 0.258, SLG: 0.297		B FA 91 C CU 80 B CU 78 X FA 93 2-1 ① G4-3			C FA 90 B FA 91 F FA 90 X SL 86 1-2 13 1B 13 WP SF9 1B			B FA 91 C FA 92 X FA 93 1-1 ① G3-1		3	1	1	0	0	0	0
46 Mike Maroth, L (1, 1) OBP: 0.250, SLG: 0.333		C FA 91 S SL 84 B FA 92 X FA 94 1-2 ② G1-3			B FA 90 B FA 92 F FA 93 F FA 93 B CH 83 X FA 93 3-2 7 S 1-3 1B			X FA 91 0-0 E4 55 1B 1B		1	0	0	0	0	0	0
13 Brendan Ryan, R (6, PH) OBP: 0.365, SLG: 0.438										2	0	2	0	0	0	0
(6, 6)																
Inning Stats	R: 0 E: 0 K: 1 S: 7 H: 1 LOB: 1 BB: 0 P: 9	R: 0 E: 0 K: 0 S: 7 H: 1 LOB: 0 BB: 0 P: 13	R: 0 E: 0 K: 0 S: 10 H: 0 LOB: 0 BB: 0 P: 13	R: 0 E: 0 K: 0 S: 5 H: 0 LOB: 0 BB: 1 P: 13	R: 0 E: 0 K: 0 S: 7 H: 0 LOB: 0 BB: 0 P: 11	R: 1 E: 0 K: 1 S: 12 H: 2 LOB: 1 BB: 0 P: 18	R: 0 E: 0 K: 1 S: 10 H: 1 LOB: 1 BB: 0 P: 16	R: 0 E: 1 K: 0 S: 7 H: 2 LOB: 1 BB: 0 P: 9	R: 0 E: 0 K: 1 S: 8 H: 0 LOB: 1 BB: 1 P: 15	1B: 7 2B: 0 3B: 0 HR: 0 SF: 1 SAC: 1 DP: 3 HBP: 0						

WP: 1 PB: 0 SB: 1 CS: 0 PA: 33

TOP

St. Louis Cardinals @ Atlanta Braves

Turner Field, Atlanta, GA

Thu Jul 19 2007, 7:35 PM EDT
Att. 41,171 - Cloudy - 80 F

livebaseballscorecards.com

AB	29
R	1
H	7
RBI	1
BB	2
SO	4
LOB	13

PITCHER		IP	WLS	BF	H	R	ER	SO	BB	IBB	HBP	BLK	WP	HR	S	P	ERA	WHIP
15 Tim Hudson, R ERA: 3.24	(1, 1)	7.0	W	25	5	1	1	3	1	0	0	0	1	0	58	93	1.29	0.857
58 Peter Moylan, R ERA: 2.32	(8, 1)	1.0		4	2	0	0	0	0	0	0	0	0	0	7	9	0.00	2.000
Wilfredo Ledezma, L ERA: 4.95	(9, 1)	1.0		4	0	0	0	1	1	0	0	0	0	0	8	15	0.00	1.000

PITCHER		IP	WLS	BF	H	R	ER	SO	BB	IBB	HBP	BLK	WP	HR	S	P	ERA	WHIP

BOTTOM

St. Louis Cardinals @ Atlanta Braves

Turner Field, Atlanta, GA

Thu Jul 19 2007, 7:35 PM EDT
Att. 41,171 - Cloudy - 80 F

livebaseballscorecards.com

Batter	1	2	3	4	5	6	7	8	9	AB	R	H	RBI	BB	SO	LOB
19 Yunel Escobar, R (1, 4) OBP: 0.338, SLG: 0.393 (6, 6)	F FA 82 B FA 85 X CH 81 1-1 G4-3 ①		B CH 71 X CH 82 1-0 F8 ① C CU 70 C FA 88 B FA 89 F CH 74 X CH 81 1-2 G5-3 ②	B CH 82 F CH 82 X FA 85 1-1 G6-3 ②			C FA 90 S CU 72 X FA 91 0-2 G3 ②		5	0	0	0	0	0	0
11 Edgar Renteria, R (1, 6) OBP: 0.385, SLG: 0.478 2 Kelly Johnson, L (6, 4) OBP: 0.394, SLG: 0.479	C FA 82 F FA 86 B FA 88 B SL 80 F CH 72 F CH 80 X CH 72 2-2 F8 ②		B FA 85 F CH 73 B CH 72 F FA 86 B SL 78 X FA 86 3-2 G4-3 ② B CH 83 X FA 89 1-0 10 1B 1B	B FA 83 C FA 86 B FA 86 B FA 84 X FA 86 3-1 F9 ③			B FA 90 B FA 89 F FA 89 B FA 90 B FA 90 4-1 1B BB BB		4 0	1 0	1 0	0 0	0 1	0 0	0 0
10 Chipper Jones, S (1, 5) OBP: 0.430, SLG: 0.587 Chris Woodward, R (7, 5) OBP: 0.252, SLG: 0.314	B CU 71 B FA 85 B CH 80 B FA 85 4-0 HR BB		F FA 87 B FA 89 B FA 86 X CH 83 2-1 7 BB 1B 1B B CH 84 B FA 88 X CH 82 2-0 7 1B 1B 1-2			B FA 90 C CU 78 F FA 90 S CU 83 1-3 K ①		B FA 90 B FA 88 B FA 89 C FA 89 F FA 89 B FA 90 4-2 1B 1-2 BB		3 0	3 0	2 0	0 0	1 1	1 0	0 0
Andruw Jones, R (1, 8) OBP: 0.321, SLG: 0.437 Willie Harris, L (7, 8) OBP: 0.395, SLG: 0.411	1 SAFE X CU 72 0-0 1-H HR		B FA 87 F FA 84 1 SAFE B FA 87 B CH 74 1 SAFE B CH 74 4-1 7 1B 23 1B 1-2 BB F FA 86 B FA 85 B CH 74 B CH 84 X CH 82 3-1 7 1B 23 2B 1-2 2-H 1B			B FA 90 X FA 90 1-0 G5-3 ②		B SL 83 C FA 88 B SL 82 B SL 82 X FA 89 3-1 7 FC5-4 1-2 2-3 1B		3 1	3 0	2 1	3 0	1 0	0 0	0 0
7 Jeff Francoeur, R (1, 9) OBP: 0.330, SLG: 0.426	X FA 84 0-0 G6-3 ③		S CH 73 D CH 72 S CU 78 X CH 72 1-2 BB 23 1B 1-3 2-H 1B F FA 87 X SL 80 0-1 23 2B 1B 1-2 2-H 1B			X 0-0 F9 ③		X CU 71 0-0 FC5-4 ③ 1-2f		5	1	2	2	0	0	3
23 Matt Diaz, R (1, 7) OBP: 0.379, SLG: 0.485		X CH 82 0-0 HR C CH 73 X FA 85 0-1 BB 1-2 3-H 1B D CH 84 S CH 72 B FA 87 X CH 73 2-1 1B 1-3 2-H 2B			T B B S F B F X 3-2 G4-3 ①			4	2	3	3	0	0	0
Julio Franco, R (1, 3) OBP: 0.338, SLG: 0.264		B CH 83 S CH 72 X FA 84 1-1 G1-6-3 ① B CH 77 B CH 73 C CH 84 B CH 74 B FA 85 4-1 FC6-4 1-2 2-3 BB C FA 84 S CH 80 B FA 85 X CH 74 1-2 2-H 3-H 1B			X FA 92 0-0 G1-3 ②		3	0	1	2	1	0	0
Jarrod Saltalamacchia, S (1, 2) OBP: 0.331, SLG: 0.414		F FA 84 X CH 72 0-1 G6-3 ② S CH 75 B CH 72 F CH 73 X CH 73 1-2 FC6-4 ③ 1-2f X CU 70 0-0 F9 ③			B CU 77 B FA 92 B FA 93 C FA 92 C FA 92 S FA 93 3-3 K ③		4	0	0	0	0	1	4
15 Tim Hudson, R (1, 1) OBP: 0.222, SLG: 0.233 58 Peter Moylan, R (8, 1) 37 Jo-Jo Reyes, L (8, PH) OBP: 0.500, SLG: 0.500 Wilfredo Ledezma, L (9, 1)		X FA 85 0-0 F8 ③		C B FA 88 S CH 82 X CH 74 1-2 G5-3 ① F FA 85 S CU 70 B CU 74 B FA 85 B FA 87 F FA 86 F CH 82 X FA 84 3-2 G5-3 ①			X 0-0 F7 ①	3 0 0 1 0	0 0 0 0 0	0 0 0 0 0	0 0 0 0 0	0 0 0 0 0	0 0 0 0 0	0 0 0 0 0
Inning Stats	R: 2 E: 0 K: 0 S: 9 H: 1 LOB: 0 BB: 1 P: 16	R: 1 E: 0 K: 0 S: 6 H: 1 LOB: 0 BB: 0 P: 7	R: 2 E: 0 K: 0 S: 16 H: 3 LOB: 3 BB: 2 P: 32	R: 5 E: 0 K: 0 S: 19 H: 6 LOB: 1 BB: 0 P: 30	R: 0 E: 0 K: 0 S: 9 H: 0 LOB: 0 BB: 0 P: 16	R: 0 E: 0 K: 1 S: 5 H: 0 LOB: 0 BB: 0 P: 7	R: 0 E: 0 K: 1 S: 9 H: 0 LOB: 0 BB: 0 P: 15	R: 0 E: 0 K: 0 S: 10 H: 1 LOB: 3 BB: 2 P: 21		1B: 9 2B: 1 3B: 0 HR: 2	SF: 0 SAC: 0 DP: 0 HBP: 0		WP: 0 PB: 0 SB: 0 CS: 0	PA: 41		

PITCHER		IP	WLS	BF	H	R	ER	SO	BB	IBB	HBP	BLK	WP	HR	S	P	ERA	WHIP
46 Mike Maroth, L ERA: 5.82	(1, 1)	5.0	L	29	11	10	10	0	3	0	0	0	0	2	59	101	18.00	2.800
34 Randy Flores, L ERA: 4.86	(6, 1)	1.0		3	0	0	0	1	0	0	0	0	0	0	5	7	0.00	0.000
36 Russ Springer, R ERA: 2.94	(7, 1)	1.0		3	0	0	0	1	0	0	0	0	0	0	9	15	0.00	0.000
61 Troy Cate, L ERA: 1.15	(8, 1)	1.0		6	1	0	0	0	2	0	0	0	0	0	10	21	0.00	3.000

PITCHER	IP	WLS	BF	H	R	ER	SO	BB	IBB	HBP	BLK	WP	HR	S	P	ERA	WHIP

AB	36
R	10
H	12
RBI	10
BB	5
SO	2
LOB	7

TOP

St. Louis Cardinals @ Atlanta Braves

Turner Field, Atlanta, GA

Fri Jul 20 2007, 7:35 PM EDT

Att. 42,712 - Partly Cloudy - 78 F

livebaseballscorecards.com

Batter	1	2	3	4	5	6	7	8	9	AB	R	H	RBI	BB	SO	LOB
David Eckstein, R (1, 6) OBP: 0.352, SLG: 0.378	B FA 85 X FA 85 1-0 ① F7		B FA 89 C FA 89 X FA 89 1-1 ③ F8		X CH 76 0-0 ② F8		F FA 88 1 SAFE F CH 76 P PO 78 F FA 89 F FA 89 F FA 90 X FA 90 1-2 1B		B FA 89 C FA 88 B FA 89 F FA 89 B SL 84 B FA 90 4-2 1B 43 SF7 BB	4	1	1	0	1	0	2
Jim Edmonds, L (1, 8) OBP: 0.306, SLG: 0.388	C FA 87 X FA 88 0-1 ② P6			X FA 86 0-0 ① F8	B FA 90 C FA 88 S CH 76 S FA 90 1-3 ③ K		S FA 89 C CH 78 B CH 78 B CH 78 X FA 89 2-2 ③ F8		1 SAFE C CH 88 B CH 88 B FA 89 X FA 89 2-1 43 SF7 5 IBB 1-3 1B	5	0	1	0	0	1	4
5 Albert Pujols, R (1, 3) OBP: 0.422, SLG: 0.560	C FA 89 C CH 77 F FA 91 B FA 91 X FA 91 1-2 ③ G3			B FA 88 C FA 88 X FA 89 1-1 HR		B FA 89 B CH 74 B CH 76 C FA 89 C CH 76 B CH 77 4-2 47 FC6-4 BB		C FA 95 B FA 94 X FA 96 1-1 43 E 2B	I IN 77 I IN 78 I IN 78 I IN 74 4-0 1-2 FC4-6 IBB	3	2	2	1	2	0	0
43 Juan Encarnacion, R (1, 9) OBP: 0.321, SLG: 0.470		C FA 86 B FA 87 C CH 76 F FA 89 C FA 89 1-3 ① K		B CH 76 S CH 76 F FA 88 F CH 77 X FA 89 1-2 1B		D X 1-0 ① F8		F FA 96 S FA 96 B FA 97 X SL 84 1-2 E7 16 1B 2-H 1B	X FA 91 0-0 ② SF7 2-3 3-H	4	1	2	2	0	1	1
47 Ryan Ludwick, R (1, 7) 16 Chris Duncan, L (8, PH) OBP: 0.382, SLG: 0.555 So Taguchi, R (8, PR) OBP: 0.348, SLG: 0.377 (8, 7)		B FA 87 S CH 77 B CH 76 C FA 87 X FA 90 2-2 2B		F CH 77 D CH 76 F CH 77 1 SAFE S CH 75 1-3 ② K		C FA 88 D CH 75 F CH 77 F FA 89 X CH 76 1-2 ② FC6-4 1-2f		F FA 96 B FA 96 X FA 96 1-1 4 1B 4 S G4-3-2 3-H 1B	B SL 83 C SL 81 F FA 89 F FA 91 X SL 83 1-2 ③ FC4-6 1-2f	3 1 1	0 0 0	1 1 0	0 1 0	0 0 0	1 0 2	2 0 0
4 Yadier Molina, R (1, 2) OBP: 0.313, SLG: 0.309		X 0-0 ② G6-3		B CH 76 C CH 77 B FA 90 C CH 76 F FA 89 X 2-2 ③ G3		X CH 77 0-0 ③ F7		1 SAFE B FA 94 C FA 94 B FA 95 S FA 95 F SL 84 F FA 95 X FA 95 2-2 G4-3-2 1-3 1B		4	0	1	0	0	0	3
Aaron Miles, S (1, 4) OBP: 0.323, SLG: 0.312		C FA 89 B CH 77 C CH 78 F FA 90 B FA 90 X CH 77 2-2 ③ G6-3			B FA 87 B FA 86 C FA 86 B CH 76 F FA 88 F FA 87 F FA 88 B FA 88 4-2 50 SH5-4 13 1B BB		C FA 86 F FA 87 B FA 88 X CH 74 1-2 ① G6-3	B FA 96 X FA 94 1-0 ① ② G4-3-2 1-2 3-Hf		3	0	0	0	1	0	3
13 Brendan Ryan, R (1, 5) OBP: 0.375, SLG: 0.442			F CH 66 X CH 68 0-1 ① F9		C FA 88 F CH 76 X CH 76 0-2 50 SH5-4 1-2 1B		L CH 74 C CH 75 X CH 74 0-2 1B 1B	C FA 95 B SL 84 X FA 95 1-1 ③ G4-3		4	0	2	0	0	0	2
50 Adam Wainwright, R (1, 1) OBP: 0.306, SLG: 0.353 31 Ryan Franklin, R (8, 1) 55 Skip Schumaker, L (9, PH) OBP: 0.356, SLG: 0.415 44 Jason Isringhausen, R (9, 1)			F FA 87 S FA 89 S FA 91 0-3 ② K		X 0-0 ① SH5-4 1-2 2-3		1 SAFE F FA 88 D CH 74 X FA 86 1-1 ② B2		X SL 80 0-0 ① F8	2 0 1 0	0 0 0 0	0 0 0 0	0 0 0 0	0 0 0 0	1 0 0 0	1 0 0 0
Inning Stats	R: 0 E: 0 K: 0 S: 7 H: 0 LOB: 0 BB: 0 P: 9	R: 0 E: 0 K: 1 S: 12 H: 1 LOB: 1 BB: 0 P: 17	R: 0 E: 0 K: 1 S: 7 H: 0 LOB: 0 BB: 0 P: 8	R: 1 E: 0 K: 1 S: 14 H: 2 LOB: 1 BB: 0 P: 19	R: 0 E: 0 K: 1 S: 12 H: 1 LOB: 2 BB: 1 P: 17	R: 0 E: 0 K: 0 S: 8 H: 0 LOB: 1 BB: 1 P: 14	R: 0 E: 0 K: 0 S: 18 H: 2 LOB: 2 BB: 0 P: 22	R: 2 E: 1 K: 0 S: 15 H: 4 LOB: 2 BB: 0 P: 22	R: 1 E: 0 K: 0 S: 10 H: 1 LOB: 2 BB: 2 P: 21	1B: 8 2B: 3 3B: 0 HR: 1 SF: 1 SAC: 1 DP: 1 HBP: 0						

AB	35
R	4
H	11
RBI	4
BB	4
SO	4
LOB	20

WP: 0 PB: 0 SB: 1 CS: 0 PA: 41

PITCHER		IP	WLS	BF	H	R	ER	SO	BB	IBB	HBP	BLK	WP	HR	S	P	ERA	WHIP
36 Chuck James, L ERA: 3.58	(1, 1)	7.0		29	6	1	1	4	2	0	0	0	0	1	78	106	1.29	1.143
39 Rafael Soriano, R ERA: 3.64	(8, 1)	1.0	L	6	4	2	2	0	0	0	0	0	0	0	15	22	18.00	4.000
54 Chad Paronto, R ERA: 3.86	(9, 1)	1.0		6	1	1	1	0	1	1	0	0	0	0	10	21	9.00	2.000

PITCHER	IP	WLS	BF	H	R	ER	SO	BB	IBB	HBP	BLK	WP	HR	S	P	ERA	WHIP

BOTTOM

St. Louis Cardinals @ Atlanta Braves

Turner Field, Atlanta, GA

Fri Jul 20 2007, 7:35 PM EDT
Att. 42,712 - Partly Cloudy - 78 F

livebaseballscorecards.com

Batter	1	2	3	4	5	6	7	8	9	AB	R	H	RBI	BB	SO	LOB
Willie Harris, L (1, 7) OBP: 0.385, SLG: 0.400	C FA 92 C FA 91 S CU 77 0-3 K 11 PB 11 WP 10 1B		B CH 80 X FA 90 1-0 ② G3		B FA 89 C CH 80 F CH 81 C FA 90 1-3 ② K		X FA 88 0-0 ① FC5-6 11 CS 1-2f		D CU 78 F FA 88 C CU 78 X CU 80 1-2 ③ F7	5	1	0	0	0	2	2
11 Edgar Renteria, R (1, 6) OBP: 0.386, SLG: 0.484	B FA 91 B FA 90 X 2-0 ① G5-3 1-3		C FA 91 B SL 85 X FA 90 1-1 FC5 2B		X FA 89 0-0 10 1B 2B		B B CU 74 C SL 83 S B S 3-3 ②③ K 1-2			4	0	2	0	0	1	2
10 Chipper Jones, S (1, 5) OBP: 0.434, SLG: 0.588	C CU 73 X FA 92 0-1 3-H 1B		B CH 82 B SL 86 B CH 83 B FA 90 4-0 FC5 BB		S CU 71 X CU 73 0-1 2-3 1B			B CU 78 F FA 91 X FA 91 1-1 ① F8		3	0	2	1	1	0	0
Andruw Jones, R (1, 8) OBP: 0.318, SLG: 0.432	F FA 91 S SL 86 B SL 85 S CU 76 1-3 ② K		X SL 85 0-0 ③ FC5 1-2 2-3f		B CU 74 X FA 90 1-0 ③ G5-3			X FA 93 0-0 ② P4		4	0	0	0	0	1	5
16 Brian McCann, L (1, 2) OBP: 0.323, SLG: 0.463	C CU 73 C CU 74 X FA 92 0-2 ③ P5			B SL 85 B FA 90 B FA 91 C FA 88 X FA 91 3-1 7 F7 2B		C SL 84 B FA 89 S CH 82 F CU 75 B CU 74 F SL 86 S FA 90 2-3 ① K		B CU 80 F CH 85 B CH 87 X CH 86 2-1 ③ G4-3		4	0	1	0	0	1	1
7 Jeff Francoeur, R (1, 9) OBP: 0.332, SLG: 0.425		C FA 92 C SL 83 B SL 83 B CU 75 X SL 85 2-2 ① G1-3		B SL 83 X FA 89 1-0 ① F7 2-3		B SL 81 B SL 82 B FA 91 B FA 91 4-0 2 FC4-6 BB			S CU 77 X FA 91 0-1 FC5-4 2 23 WP 2 1B 1B	3	1	1	0	1	0	1
2 Kelly Johnson, L (1, 4) OBP: 0.392, SLG: 0.476		F FA 93 B CH 82 F CH 82 B CU 74 X FA 92 2-2 ② G4-3		C CU 72 C CU 74 D CU 75 B SL 85 S CU 76 2-3 ② K		1 SAFE C CH 81 D CU 72 1 SAFE C SL 86 X CU 74 1-2 ② FC4-6 1-2f			X FA 91 0-0 FC5-4 1-2 1B	4	0	1	0	0	1	2
Julio Franco, R (1, 3) OBP: 0.319, SLG: 0.246		B FA 90 F FA 90 C FA 91 F SL 85 B FA 90 B FA 92 X FA 90 3-2 ③ G1-3		B SL 83 C FA 93 S SL 84 F FA 93 X SL 84 1-2 ③ G4-3		X FA 88 0-0 ③ G5-3			X FA 90 0-0 ① FC5-4 23 WP 1-2f 2-3	4	0	0	0	0	0	4
36 Chuck James, L (1, 1) OBP: 0.229, SLG: 0.212 Scott Thorman, L (7, PH) OBP: 0.256, SLG: 0.384 39 Rafael Soriano, R (8, 1) 54 Chad Paronto, R (9, 1) 23 Matt Diaz, R (9, PH) OBP: 0.377, SLG: 0.483			B FA 89 X FA 90 1-0 ① G4-3		F FA 88 S SL 83 B CU 73 S CU 72 1-3 ① K		C CU 71 B CU 73 X FA 91 1-1 FC5-6 1B		B CU 77 F FC 91 B CU 78 X SL 90 2-1 ② G6-3 1-2 3-H	2 1 0 0 1	0 0 0 0 0	0 1 0 0 1	0 0 0 0 0	1 0 0 0 0	0 0 0 0 1	0 0 0 0 1
Inning Stats	R: 1 E: 0 K: 2 S: 12 H: 1 LOB: 1 BB: 0 P: 15	R: 0 E: 0 K: 0 S: 10 H: 0 LOB: 0 BB: 0 P: 17	R: 0 E: 0 K: 0 S: 5 H: 1 LOB: 2 BB: 1 P: 12	R: 0 E: 0 K: 1 S: 10 H: 1 LOB: 1 BB: 0 P: 17	R: 0 E: 0 K: 2 S: 10 H: 2 LOB: 2 BB: 0 P: 13	R: 0 E: 0 K: 1 S: 9 H: 0 LOB: 1 BB: 1 P: 16	R: 0 E: 0 K: 1 S: 6 H: 1 LOB: 0 BB: 0 P: 10	R: 0 E: 0 K: 0 S: 5 H: 0 LOB: 0 BB: 0 P: 8	R: 1 E: 0 K: 0 S: 9 H: 2 LOB: 1 BB: 0 P: 12	1B: 5 2B: 3 3B: 0 HR: 0 SF: 0 SAC: 0 DP: 0 HBP: 0				WP: 3 PB: 1 SB: 0 CS: 1		PA: 37	

PITCHER	IP	WLS	BF	H	R	ER	SO	BB	IBB	HBP	BLK	WP	HR	S	P	ERA	WHIP
50 Adam Wainwright, R (1, 1) ERA: 4.18	7.0	W	29	6	1	1	7	2	0	0	0	2	0	62	100	1.29	1.143
31 Ryan Franklin, R (8, 1) ERA: 1.32	1.0	H	3	0	0	0	0	0	0	0	0	0	0	5	8	0.00	0.000
44 Jason Isringhausen, R (9, 1) ERA: 1.64	1.0	S	5	2	1	1	0	0	0	0	0	1	0	9	12	9.00	2.000

PITCHER	IP	WLS	BF	H	R	ER	SO	BB	IBB	HBP	BLK	WP	HR	S	P	ERA	WHIP

AB	35
R	2
H	8
RBI	1
BB	2
SO	7
LOB	18

Batter	1	2	3	4	5	6	7	8	9	AB	R	H	RBI	BB	SO	LOB
Aaron Miles, S (1, 5) OBP: 0.317, SLG: 0.307	C FA 88 F FA 90 B FA 92 X FA 91 1-2 ① F7		F FA 91 B FA 89 F FA 90 F FA 93 B FA 93 X CU 78 2-2 ② SF9 3-H		X FA 89 0-0 ③ G3		X FA 93 0-0 E5 16 G4-1 55 1B 1-2 2-3 3-H		C FA 94 B FA 95 F SL 88 B SL 90 F FA 96 X SL 88 2-2 ② G4-3	4	0	0	2	0	0	2
55 Skip Schumaker, L (1, 9) OBP: 0.358, SLG: 0.414	B FA 90 B FA 89 C FA 88 X FA 88 2-1 ② L3		B FA 90 B FA 90 B FA 88 C FA 87 C FA 87 C FA 88 3-3 ③ K			C FA 88 F CU 73 B FA 92 X FA 90 1-2 5 G1-6-3 1B	C CU 81 B CU 80 X CH 83 1-1 16 G4-1 1B 1-2 2-3 3-H		C FA 94 S FA 94 F FA 95 B FA 94 F FA 95 B FA 96 F SL 89 X FA 94 2-2 ③ P5	5	0	2	1	0	1	0
5 Albert Pujols, R (1, 3) OBP: 0.421, SLG: 0.558 36 Russ Springer, R (6, 1) 34 Randy Flores, L (7, 1)	C FA 92 B FA 90 B CH 79 X FA 92 2-1 ③ F9			C FA 89 B SL 86 F SL 86 X FA 92 1-2 16 HR 1B		F SL 87 X FA 91 0-1 ①② G1-6-3 1-2f	B FA 91 B FA 90 C FA 91 S FA 92 F FA 92 S FA 93 2-3 ① K			3 1 0	1 0 0	1 0 0	0 0 0	0 1 0	0 3 0	1 3 0
16 Chris Duncan, L (1, 7) OBP: 0.387, SLG: 0.573 (6, 3)	F FA 89 X CH 80 0-1 7 1B 2B			B FA 89 C FA 89 F FA 90 B CH 81 D FA 92 F FA 90 X FA 89 3-2 1-H HR		B SL 87 B CU 72 S FA 91 F FA 91 X FA 92 2-2 47 WP 1B	S FA 93 F FA 92 B SL 83 X FA 92 1-2 ② G4-1 1-2 2-3 3-H			4	1	3	3	0	0	2
Jim Edmonds, L (1, 8) OBP: 0.304, SLG: 0.384 47 Ryan Ludwick, R (6, PH) OBP: 0.286, SLG: 0.486 (6, 7)	C FA 90 B FA 89 X FA 91 1-1 ① F8			B FA 91 S FA 90 B SL 87 B FA 90 X FA 90 3-1 ① G4-3		F FA 92 S SL 88 B FA 92 B CU 80 F FA 92 F FA 93 B SL 89 F FA 91 B FA 93 4-2 1-2 BB	B CH 83 B CH 82 C FA 93 X CH 84 2-1 ③ F7			2 1	0 0	0 0	0 1	0 0	0 2	1 2
7 Adam Kennedy, L (1, 4) OBP: 0.291, SLG: 0.295	C CU 75 F FA 91 F FA 93 X FA 94 0-2 L1-3 2-3 1B			C CU 73 B FA 92 B FA 90 F FA 90 F FA 91 X CU 75 2-2 ② F8		B FA 91 X FA 90 1-0 ③ G3		C CH 85 B FA 92 S CH 85 B CH 81 X FA 91 2-2 ① F9		4	0	1	0	0	0	2
Gary Bennett, R (1, 2) OBP: 0.258, SLG: 0.289	B FA 91 X FA 91 1-0 ②③ L1-3 1-1			C CU 72 X FA 91 0-1 ③ L3			F FA 94 F CH 82 B FA 93 F CH 84 F FA 94 B CU 81 B FA 95 F FA 94 B FA 93 4-2 1B 13 1B E BB	B CH 84 X FA 91 1-0 ② F7		3	1	0	0	1	0	2
13 Brendan Ryan, R (1, 6) OBP: 0.383, SLG: 0.464			B FA 88 F FA 88 F FA 90 X CU 78 1-2 SH1-3 SF9 2B		B FA 87 B FA 87 X FA 86 2-0 ① F7		C FA 93 X FA 92 0-1 E 1B 55 1B 1-2 1B	B FA 88 B FA 86 X FA 89 2-0 ③ G5-3		4	2	2	0	0	0	0
Braden Looper, R (1, 1) OBP: 0.226, SLG: 0.214 61 Troy Cate, L (3, 1) Troy Percival, R (4, 1) So Taguchi, R (6, 8) OBP: 0.350, SLG: 0.379			X FA 85 0-0 ① SH1-3 2-3		S FA 85 S FA 91 S FA 92 0-3 ② K		F FA 93 F FA 94 B CH 84 X CH 83 1-2 55 1B E 16 G4-1 1B 1-2 2-3		F FA 94 F FA 94 B FA 94 B SL 88 F FA 94 F FA 95 X FA 95 2-2 ① L8	0 0 1 2	0 0 0 1	0 0 0 1	0 0 0 0	0 0 1 0	0 0 0 0	0 0 0 0
Inning Stats	R: 0 E: 0 K: 0 S: 7 H: 0 LOB: 0 BB: 0 P: 12	R: 0 E: 0 K: 0 S: 9 H: 2 LOB: 1 BB: 0 P: 11	R: 1 E: 0 K: 1 S: 11 H: 1 LOB: 0 BB: 0 P: 17	R: 2 E: 0 K: 0 S: 15 H: 2 LOB: 0 BB: 0 P: 24	R: 0 E: 0 K: 1 S: 5 H: 0 LOB: 0 BB: 0 P: 7	R: 0 E: 0 K: 0 S: 14 H: 2 LOB: 2 BB: 1 P: 22	R: 3 E: 1 K: 1 S: 22 H: 3 LOB: 2 BB: 1 P: 33	R: 0 E: 0 K: 0 S: 5 H: 0 LOB: 0 BB: 0 P: 10	R: 0 E: 0 K: 0 S: 15 H: 0 LOB: 0 BB: 0 P: 21	1B: 7 2B: 3 3B: 0 HR: 1 SF: 1 SAC: 1 DP: 2 HBP: 0						

PITCHER		IP	WLS	BF	H	R	ER	SO	BB	IBB	HBP	BLK	WP	HR	S	P	ERA	WHIP
38 Buddy Carlyle, R ERA: 4.05	(1, 1)	6.0	W	24	7	3	3	2	1	0	0	0	1	1	61	93	4.50	1.333
Wilfredo Ledezma, L ERA: 5.24	(7, 1)	1.0		8	3	3	2	1	1	0	0	0	0	0	22	33	18.00	4.000
Oscar Villarreal, R ERA: 3.86	(8, 1)	1.0		3	0	0	0	0	0	0	0	0	0	0	5	10	0.00	0.000
Tyler Yates, R ERA: 4.5	(9, 1)	1.0		3	0	0	0	0	0	0	0	0	0	0	15	21	0.00	0.000

PITCHER	IP	WLS	BF	H	R	ER	SO	BB	IBB	HBP	BLK	WP	HR	S	P	ERA	WHIP

St. Louis Cardinals @ Atlanta Braves

Turner Field, Atlanta, GA

Sat Jul 21 2007, 7:05 PM EDT

Att. 53,953 - Partly Cloudy - 84 F

TOP

livebaseballscorecards.com

AB	34
R	6
H	10
RBI	6
BB	2
SO	3
LOB	15

WP: 1 PA: 38
PB: 0
SB: 0
CS: 0

Batter	1	2	3	4	5	6	7	8	9	AB	R	H	RBI	BB	SO	LOB
Willie Harris, L (1, 7) (5, 8) OBP: 0.403, SLG: 0.441	F FA 90 C FA 89 X FA 87 0-2 10 FC4-6 16 1B 11 S 1B	C FA 89 B CH 81 C FA 88 B CH 80 X FA 89 2-2 11 1B 10 1B 1-2 3-H	B CH 79 F FA 90 X FA 91 1-1 11 1B 1-H 3-H	X FA 91 0-0 11 1B 1-H 2-H 3-H		C FA 92 X SL 88 0-1 19 G1-6-3 1B		B CU 81 S FA 90 B FA 88 C FA 89 X CU 80 2-2 1B		6	4	6	6	0	0	0
11 Edgar Renteria, R (1, 6) OBP: 0.392, SLG: 0.488 19 Yunel Escobar, R (5, 6) OBP: 0.333, SLG: 0.387	B FA 88 B FA 89 F FA 89 B CH 81 B FA 89 4-1 10 FC4-6 1-2 BB	C SL 80 B SL 78 B FA 90 S SI 90 F FS 80 F SL 87 F FA 90 B FA 89 X FA 86 3-2 10 1B 1-2 2-3	C FA 89 S CU 72 F FA 91 B FA 89 X CU 71 1-2 BB 10 1B 3-H	F FA 94 F FA 93 F CU 78 F FA 94 X FA 93 0-2 10 HR 3-H		B FA 93 X SL 87 1-0 G1-6-3 1-2f		B FC 90 X CU 77 1-0 G5-3		3 2	1 0	3 0	2 0	1 0	0 0	0 2
10 Chipper Jones, S (1, 5) OBP: 0.438, SLG: 0.601 Chris Woodward, R (5, 5) OBP: 0.250, SLG: 0.311	B FA 89 F FA 88 X CH 80 1-1 FC4-6 16 1B 1-2f 2-3	S CH 79 B FA 89 B CH 79 F FA 90 B FA 90 X FA 89 3-2 1-3 2-H 3-H	S FA 89 C FA 90 B FA 89 X CH 75 1-2 BB 1-2	C FA 94 X CH 84 0-1 1-H		B FA 93 B FA 93 F FA 93 C FA 92 S SL 86 2-3 K				4 1	1 0	3 0	4 0	0 0	0 1	2 0
Andruw Jones, R (1, 8) OBP: 0.317, SLG: 0.429 23 Matt Diaz, R (5, 7) OBP: 0.376, SLG: 0.481	B FA 88 S FA 89 1 SAFE S FA 89 C CH 80 1-3 K	B SL 80 B FA 89 X FA 89 2-0 P2	B FA 90 B CU 70 F FA 88 B FA 90 B FA 88 4-1 1-2 2-3 BB	C FA 94 C FA 95 S FA 95 0-3 K			B FA 91 F FA 92 F CU 77 F SL 85 F FA 92 F FA 93 X CU 78 1-2 L9			3 1	0 0	0 0	0 0	1 0	2 0	4 0
16 Brian McCann, L (1, 2) OBP: 0.324, SLG: 0.460	X CH 80 0-0 1-3 3-H	C FA 88 B FA 91 C FA 90 B FA 89 X CH 79 2-2 F7	B SL 80 S FA 88 F SL 81 X FA 90 1-2 P3	B CU 79 B FA 94 C FA 93 X FA 93 2-1 G6-3			B FA 92 H FA 92 2-0 HBP			4	0	1	1	0	0	5
7 Jeff Francoeur, R (1, 9) OBP: 0.333, SLG: 0.426	X FA 88 0-0 F8		B FA 89 B SL 79 C FA 90 X FA 89 2-1 2 1B 38 FC1-5-2 2B	F FA 88 4-0 S FA 86 B FA 87 B FA 86 2 2B 38 1B BB F FA 94 X CU 78 0-1 F8			S SL 87 S FA 93 S FA 93 0-3 K			4	1	1	0	1	1	3
2 Kelly Johnson, L (1, 4) OBP: 0.393, SLG: 0.478		B FA 88 F FA 90 F FA 90 C FA 89 1-3 K	X FA 90 0-0 38 FC1-5-2 2-3 3B 1B	B SL 80 1 SAFE X FA 86 1-0 38 1B 1-3 3B 2B			X FA 90 0-0 F7			5	2	2	0	0	2	1
Scott Thorman, L (1, 3) OBP: 0.259, SLG: 0.386		B FA 90 X FA 90 1-0 38 1B 1B 2B	B FA 89 S CH 80 B FA 89 F CH 79 F FA 91 S CH 81 2-3 K	B CU 71 B FA 89 F FA 87 B FA 89 B FA 89 4-1 38 1B 3B BB				X FA 89 0-0 G6-3		4	2	1	0	1	2	2
38 Buddy Carlyle, L (1, 1) OBP: 0.150, SLG: 0.150 Wilfredo Ledezma, L (7, 1) Oscar Villarreal, L (8, 1) Julio Franco, R (8, PH) OBP: 0.314, SLG: 0.241 Tyler Yates, R (9, 1)		B FA 89 C FA 88 F FA 91 X CH 80 1-2 11 1B 10 1B 1B 2-3	X FA 89 0-0 FC1-5-2 1-3 3-H	C FA 87 B CU 80 F SL 79 F FA 91 X CU 71 1-2 3B 1-2 2-3 3-H		F FA 91 C FA 92 F FA 93 F FA 92 T FA 90 0-2 K		C FA 90 F FC 88 S CU 82 0-3 K		4 0 0 1 0	3 0 0 0 0	2 0 0 0 0	1 0 0 0 0	0 0 0 1 0	1 0 0 0 0	2 0 0 0 0
Inning Stats	R: 1 H: 2 E: 0 LOB: 2 K: 1 BB: 1 S: 11 P: 17	R: 3 H: 5 E: 0 LOB: 2 K: 1 BB: 0 S: 23 P: 38	R: 3 H: 5 E: 0 LOB: 3 K: 1 BB: 1 S: 22 P: 34	R: 7 H: 5 E: 0 LOB: 0 K: 1 BB: 2 S: 21 P: 33	R: 0 H: 0 E: 0 LOB: 0 K: 3 BB: 0 S: 13 P: 17	R: 0 H: 1 E: 0 LOB: 0 K: 1 BB: 0 S: 6 P: 9	R: 0 H: 0 E: 0 LOB: 1 K: 1 BB: 0 S: 10 P: 13	R: 0 H: 1 E: 0 LOB: 1 K: 1 BB: 0 S: 8 P: 11		1B: 13 SF: 0 2B: 3 SAC: 0 3B: 2 DP: 1 HR: 1 HBP: 1					WP: 0 PA: 47 PB: 0 SB: 1 CS: 0	

PITCHER		IP	WLS	BF	H	R	ER	SO	BB	IBB	HBP	BLK	WP	HR	S	P	ERA	WHIP
Braden Looper, R ERA: 5.09	(1, 1)	2.2	L	19	10	7	7	3	1	0	0	0	0	0	44	70	23.62	4.125
61 Troy Cate, L ERA: 3.38	(3, 1)	0.1		8	4	4	4	0	3	0	0	0	0	0	18	35	108.00	21.000
Troy Percival, R ERA: 3.38	(4, 1)	2.0		9	3	3	3	4	0	0	0	0	0	1	28	34	13.50	1.500
36 Russ Springer, R ERA: 2.8	(6, 1)	1.2		6	1	0	0	2	0	0	1	0	0	0	15	21	0.00	0.600
34 Randy Flores, L ERA: 4.67	(7, 1)	1.1		5	1	0	0	1	0	0	0	0	0	0	9	12	0.00	0.750

PITCHER	IP	WLS	BF	H	R	ER	SO	BB	IBB	HBP	BLK	WP	HR	S	P	ERA	WHIP

BOTTOM

St. Louis Cardinals @ Atlanta Braves

Turner Field, Atlanta, GA

Sat Jul 21 2007, 7:05 PM EDT
Att. 53,953 - Partly Cloudy - 84 F

livebaseballscorecards.com

AB	42
R	14
H	19
RBI	14
BB	4
SO	10
LOB	21

Batter	1	2	3	4	5	6	7	8	9	10	AB	R	H	RBI	BB	SO	LOB
David Eckstein, R (1, 6) OBP: 0.349, SLG: 0.374	C FA 92 X FA 93 0-1 1B		C FA 91 X CH 83 0-1 ② G6-3		C FA 90 B FA 91 F CH 83 F FA 92 X SL 82 1-2 ③ F7			C FA 85 B SL 86 F FA 95 B FA 95 B FA 94 X FA 94 3-2 ① F9		1 SAFE 1 SAFE C FA 93 T SL 90 S SL 88 0-3 ① K	5	0	1	0	0	1	1
So Taguchi, R (1, 8) OBP: 0.354, SLG: 0.380 55 Skip Schumaker, L (8, PH) OBP: 0.361, SLG: 0.449 (8, 8)	B FA 93 S FA 85 D FA 84 C FA 92 F FA 85 X FA 93 2-2 ① L4		B CH 82 C SL 83 B FA 92 B CH 83 B FA 91 4-1 5 BB			X FA 88 0-0 5 2B 43 G4-3 1B		F FA 96 X FA 90 0-1 ② G3-1		S SL 90 X SL 87 0-1 1-H HR	2 2	1 1	1 1	0 2	1 0	0 0	1 0
5 Albert Pujols, R (1, 3) OBP: 0.425, SLG: 0.571	B FA 93 B FA 86 C FA 86 X FA 94 2-1 ② F9		B CU 73 B FA 92 B FA 92 C FA 92 B FA 92 4-1 1-2 BB			B FA 89 C CH 82 F FA 92 X FA 92 1-2 43 G4-3 1-3 2B		B FA 96 F FA 96 X FA 95 1-1 HR		B FA 94 B FA 96 B SL 90 C FA 94 B FA 95 4-1 43 1B 27 HR BB	3	2	2	1	2	0	1
43 Juan Encarnacion, R (1, 9) OBP: 0.318, SLG: 0.463	1 SAFE B FA 86 F FA 85 F FA 85 1 SAFE F SL 83 B FA 95 B FA 86 S FA 94 3-3 ③ K		C CH 84 C FA 93 S FA 94 0-3 ③ K			B CH 84 C FA 92 X CH 83 1-1 ① G4-3 2-3 3-H		X SL 84 0-0 ③ F7		B SL 89 X FA 94 1-0 1-3 27 HR 1B	5	1	1	1	0	2	4
47 Ryan Ludwick, R (1, 7) OBP: 0.287, SLG: 0.479 16 Chris Duncan, L (9, PH) OBP: 0.384, SLG: 0.569 (9, 7)		B FA 91 C FA 91 F CH 83 S SL 82 1-3 ① K		F CH 83 B FA 91 B FA 91 X FA 90 2-1 ① G4-3		B FA 92 B CH 83 B FA 92 B CH 82 4-0 27 G4-3 BB			B FA 91 C FA 90 F FA 91 B FA 92 S SL 84 2-3 ① K	B CH 84 S CH 84 S CH 84 B CH 85 S CH 85 2-3 ② K	2 2	0 0	0 0	0 0	1 0	1 2	0 2
27 Scott Rolen, R (1, 5) OBP: 0.339, SLG: 0.382		B FA 92 X FA 92 1-0 ② F9		B FA 90 B CH 84 B FA 91 C FA 90 X FA 91 3-1 ② F9		C FA 91 1 SAFE B FA 92 X FA 92 1-1 ②③ G4-3 1-2f			C FA 91 X SL 83 0-1 4 G4-3 4 S 1B	C FA 92 D SL 86 C SL 85 F CH 84 X SL 80 1-2 1-H 3-H HR	5	1	2	3	0	0	2
4 Yadier Molina, R (1, 2) OBP: 0.311, SLG: 0.303		B FA 92 B FA 92 B FA 92 B FA 91 4-0 BB		B FA 90 C FA 91 F CH 84 B FA 94 F FA 93 B SL 82 X FA 92 3-2 ③ F8			B CU 80 C CU 76 B FA 88 C X 2-2 ① F9		1 SAFE C FA 88 F FA 91 F SL 83 F SL 81 P PO 82 1 SAFE F FA 90 B SI 90 3-2 ② D SL 83 X FA 90 1-3 G4-3	X FA 91 0-0 ③ G6-3	4	0	0	0	1	0	1
13 Brendan Ryan, R (1, 4) OBP: 0.365, SLG: 0.441 7 Adam Kennedy, L (9, PH) OBP: 0.290, SLG: 0.294 44 Jason Isringhausen, R (9, 1)		B FA 92 L FA 92 X FA 84 1-1 ③ P4			C FA 90 S CH 82 F CU 80 B FA 91 X FA 93 1-2 ① G3		X FA 92 0-0 ② G5-3		D SL 82 C FA 91 X FA 92 1-1 ③ F9		3 1 0	0 0 0	0 0 0	0 0 0	0 0 0	0 0 0	1 1 0
48 Brad Thompson, R (1, 1) OBP: 0.158, SLG: 0.158 Jim Edmonds, L (7, PH) OBP: 0.302, SLG: 0.382 31 Ryan Franklin, R (7, 1) Aaron Miles, S (9, 4) OBP: 0.319, SLG: 0.310			C FA 89 B FA 90 S CH 83 X CU 73 1-2 ① G6-3		B FA 91 C FA 92 X FA 91 1-1 ② F7		B FA 94 X 1-0 ③ F8			X FA 94 0-0 55 HR 1B	2 1 0 1	0 0 0 1	0 0 0 1	0 0 0 1	0 0 0 0	0 0 0 0	0 0 0 0
Inning Stats	R: 0 E: 0 K: 1 S: 12 H: 1 LOB: 1 BB: 0 P: 19	R: 0 E: 0 K: 1 S: 6 H: 0 LOB: 1 BB: 1 P: 13	R: 0 E: 0 K: 1 S: 10 H: 0 LOB: 2 BB: 2 P: 19	R: 0 E: 0 K: 0 S: 8 H: 0 LOB: 0 BB: 0 P: 16	R: 0 E: 0 K: 0 S: 10 H: 0 LOB: 0 BB: 0 P: 13	R: 1 E: 0 K: 0 S: 8 H: 2 LOB: 1 BB: 1 P: 15	R: 0 E: 0 K: 0 S: 5 H: 0 LOB: 0 BB: 0 P: 8	R: 1 E: 0 K: 0 S: 8 H: 1 LOB: 0 BB: 0 P: 12	R: 0 E: 0 K: 1 S: 14 H: 1 LOB: 1 BB: 0 P: 19	R: 5 E: 0 K: 2 S: 16 H: 4 LOB: 0 BB: 1 P: 24	1B: 5 2B: 1 3B: 0 HR: 3 SF: 0 SAC: 0 DP: 1 HBP: 0						

PITCHER		IP	WLS	BF	H	R	ER	SO	BB	IBB	HBP	BLK	WP	HR	S	P	ERA	WHIP
37 Jo-Jo Reyes, L ERA: 6.14	(1, 1)	5.1		23	3	1	1	3	4	0	0	0	0	0	52	92	1.69	1.312
58 Peter Moylan, R ERA: 2.25	(6, 1)	1.2	H	4	0	0	0	0	0	0	0	0	0	0	7	11	0.00	0.000
39 Rafael Soriano, R ERA: 3.77	(8, 1)	1.0	B	4	1	1	1	0	0	0	0	0	0	1	8	12	9.00	1.000
Bob Wickman, R ERA: 4.24	(9, 1)	1.0		4	1	0	0	1	0	0	0	0	0	0	14	19	0.00	1.000
Tyler Yates, R ERA: 5.31	(10, 1)	0.1	L	5	3	4	4	1	1	0	0	0	0	1	8	13	108.00	12.000

PITCHER		IP	WLS	BF	H	R	ER	SO	BB	IBB	HBP	BLK	WP	HR	S	P	ERA	WHIP
Oscar Villarreal, R ERA: 3.98	(10, 1)	0.2		3	1	1	1	1	0	0	0	0	0	1	8	11	13.50	1.500

TOP

St. Louis Cardinals @ Atlanta Braves

Turner Field, Atlanta, GA

Sun Jul 22 2007, 8:05 PM EDT
Att. 39,181 - Partly Cloudy - 77 F

livebaseballscorecards.com

AB	38
R	7
H	9
RBI	7
BB	5
SO	6
LOB	14

WP: 0	PA: 43		
PB: 0			
SB: 1			
CS: 0			

Batter	1	2	3	4	5	6	7	8	9	10	AB	R	H	RBI	BB	SO	LOB
Willie Harris, L (1, 7) OBP: 0.398, SLG: 0.432	C FA 88 B CH 80 B SL 84 B FA 88 C FA 88 F FA 88 B CH 80 4-2 11 CS BB		B SL 80 B FA 88 X FA 88 2-0 ② G3		X 0-0 E4 10 CS		D CH 84 S FC 91 B CH 82 F CU 82 X CU 79 2-2 ③ F8		B FA 92 C SL 89 B CU 79 F SL 89 B SL 88 S FA 91 3-3 ③ K		4	0	0	0	1	1	1
11 Edgar Renteria, R (1, 6) OBP: 0.392, SLG: 0.487	1 SAFE C FA 88 S SL 81 F CU 80 X FA 89 0-2 ① ② G5-3 1-2		C SL 79 X SL 80 0-1 10 2B 1B		1 SAFE 1 SAFE B SL 79 1 SAFE B FA 87 X FA 87 2-0 ① F8			C SL 86 B FA 92 B SL 86 F SL 86 X CU 80 2-2 2 FC6 10 G4-3 1B		C FA 90 B FA 90 F FC 88 B FA 92 S SL 88 2-3 ① K	5	1	2	0	0	1	2
10 Chipper Jones, S (1, 5) OBP: 0.438, SLG: 0.599	C SL 81 B SL 81 B SL 86 B FA 88 B FA 89 4-1 BB		B CH 81 X FA 89 1-0 1-H 2B		B FA 87 C CH 79 F SL 80 F CU 78 B FA 87 B CH 81 X CH 80 3-2 ② ③ G3 1-2			B CU 79 1 SAFE F FA 90 B FC 90 C SL 82 B FS 83 X FS 83 3-2 ① G4-3 1-2		X FA 89 0-0 ② F8	4	0	1	1	1	0	2
Andruw Jones, R (1, 8) OBP: 0.318, SLG: 0.425	F FA 88 F SL 81 S SL 81 0-3 ③ K		B SL 80 B SL 80 C SL 80 S SL 80 S SL 81 2-3 ③ K			B FA 87 B CH 85 B CH 86 B CH 85 4-0 2 F8 BB		B FA 91 C FA 92 F FA 92 B SL 87 B SL 87 B CU 79 4-2 2 FC6 BB		B SL 87 F FA 91 S CU 77 B CU 79 F CU 77 S FC 90 2-3 ③ K	3	0	0	0	2	3	2
2 Kelly Johnson, L (1, 4) OBP: 0.391, SLG: 0.485		B FA 88 B FA 87 F CH 86 B FA 88 X FA 87 3-1 ① F8		C CU 79 X SL 84 0-1 HR		C FA 87 B CH 78 1 SAFE S CH 82 F CH 82 B FA 88 X CU 78 2-2 ① ② F8 1-2		X SL 84 0-0 ② FC6 7 BB 1-2f 2-3			4	1	1	1	0	0	3
7 Jeff Francoeur, R (1, 9) OBP: 0.336, SLG: 0.428	C FA 89 B FA 88 F FA 88 X SL 80 1-2 1B		B FA 89 B FA 89 B FA 88 C FA 89 X FA 87 3-1 G6-3 1B 1B			C F X 0-2 ③ G4-3		S FA 93 B FA 92 B FA 93 S SL 87 B SL 88 F FA 94 F SL 86 B FA 93 4-2 1-2 BB			3	0	2	0	1	0	0
Jarrod Saltalamacchia, S (1, 2) OBP: 0.336, SLG: 0.416	C CH 80 B FA 88 B CH 80 B FA 89 F FA 88 F FA 88 X CH 80 3-2 ② F7		X CH 80 0-0 G6-3 1-2 1B				C FA 94 S FA 93 F CH 86 B CH 86 F FA 90 X CH 86 1-2 1B	B FC 91 C CU 79 B SL 85 C CU 79 X FA 93 2-2 ③ L6			4	0	2	0	0	0	4
Julio Franco, R (1, 3) OBP: 0.297, SLG: 0.226	C FA 89 C FA 88 X FA 88 0-2 ③ F9		C SL 80 X CU 79 0-1 ① ② G6-3 1-2f 2-3				B FA 91 L FA 91 1 SAFE F SL 86 B SL 87 F FA 92 F SL 86 F FA 92 C FA 92 2-3 ① K		B FA 93 C FA 93 S SL 92 S SL 89 1-3 ① K		4	0	0	0	0	2	4
37 Jo-Jo Reyes, L (1, 1) OBP: 0.333, SLG: 0.333 58 Peter Moylan, R (6, 1) Scott Thorman, L (7, PH) OBP: 0.286, SLG: 0.385 39 Rafael Soriano, R (8, 1) Bob Wickman, R (9, 1) 23 Matt Diaz, R (9, PH) OBP: 0.374, SLG: 0.478 Tyler Yates, R (10, 1) Oscar Villarreal, L (10, 1)			X CH 86 0-0 ① F7		S SL 80 B CU 79 B FA 87 X FA 87 2-1 ③ G5-3		B CU 79 C CU 79 F FA 90 S CU 78 1-3 ② K		S SL 90 F CU 80 F CU 78 B SL 89 X SL 90 1-2 ② F9		2 0 1 0 0 1 0 0	0 0 0 0 0 0 0 0	0 0 0 0 0 0 0 0	0 0 0 0 0 0 0 0	0 0 1 0 0 0 0 0	0 0 1 0 0 0 0 0	1 0 1 0 0 0 0 0
Inning Stats	R: 0 H: 0 E: 0 LOB: 1 K: 1 BB: 2 S: 11 P: 19	R: 0 H: 1 E: 0 LOB: 1 K: 0 BB: 0 S: 12 P: 19	R: 1 H: 2 E: 0 LOB: 1 K: 1 BB: 0 S: 8 P: 13	R: 1 H: 3 E: 0 LOB: 1 K: 0 BB: 0 S: 9 P: 14	R: 0 H: 0 E: 1 LOB: 0 K: 0 BB: 0 S: 6 P: 11	R: 0 H: 0 E: 0 LOB: 0 K: 0 BB: 1 S: 7 P: 13	R: 0 H: 1 E: 0 LOB: 1 K: 2 BB: 0 S: 17 P: 23	R: 0 H: 1 E: 0 LOB: 3 K: 0 BB: 2 S: 16 P: 31	R: 0 H: 0 E: 0 LOB: 0 K: 2 BB: 0 S: 10 P: 15	R: 0 H: 0 E: 0 LOB: 0 K: 2 BB: 0 S: 8 P: 12	1B: 6 2B: 1 3B: 0 HR: 1	SF: 0 SAC: 0 DP: 1 HBP: 0	WP: 0 PB: 0 SB: 0 CS: 2	PA: 40			

PITCHER		IP	WLS	BF	H	R	ER	SO	BB	IBB	HBP	BLK	WP	HR	S	P	ERA	WHIP
48 Brad Thompson, R ERA: 4.93	(1, 1)	6.0		24	6	2	2	2	3	0	0	0	0	1	53	89	3.00	1.500
31 Ryan Franklin, R ERA: 1.27	(7, 1)	2.0		10	2	0	0	2	2	0	0	0	0	0	33	54	0.00	2.000
44 Jason Isringhausen, R ERA: 1.56	(9, 1)	2.0	W	6	0	0	0	4	0	0	0	0	0	0	18	27	0.00	0.000

PITCHER	IP	WLS	BF	H	R	ER	SO	BB	IBB	HBP	BLK	WP	HR	S	P	ERA	WHIP

BOTTOM

St. Louis Cardinals @ Atlanta Braves

Turner Field, Atlanta, GA

Sun Jul 22 2007, 8:05 PM EDT
Att. 39,181 - Partly Cloudy - 77 F

livebaseballscorecards.com

AB	35
R	2
H	8
RBI	2
BB	5
SO	8
LOB	20

Batter	1	2	3	4	5	6	7	8	9	AB	R	H	RBI	BB	SO	LOB
Willie Harris, L (1, 7) OBP: 0.394, SLG: 0.423	C FA 91 B CH 86 B FA 92 S FA 93 B CU 78 F FA 93 X FA 93 3-2 ① F9	C FA 92 B FA 92 F FA 92 X CU 78 1-2 ② F7		B FA 90 B CH 87 B CH 86 B FA 92 4-0 11 G5-4-3 BB		B FA 90 B FA 89 F FA 90 C FA 90 F FA 90 B SL 82 X FA 90 3-2 ② F8			C SL 78 B SL 83 C FA 93 F SL 83 F SL 83 B FA 93 S FA 93 2-3 ① K	4	0	0	0	1	1	1
11 Edgar Renteria, R (1, 6) OBP: 0.392, SLG: 0.484	C FA 93 B FA 93 B FA 94 F FA 94 F FA 94 B FA 94 F FA 93 B FA 95 4-2 10 1B 16 2B BB	C FA 92 B FA 93 B CU 77 X FA 93 2-1 1B		1 SAFE X FA 92 0-0 ② ③ G5-4-3 1-2f		B CH 82 F FA 90 B CH 83 F FA 90 X FA 92 2-2 ③ FC6-4 1-2f			X FA 87 0-0 ② G6-3	4	1	1	0	1	0	3
10 Chipper Jones, S (1, 5) OBP: 0.434, SLG: 0.592	F FA 93 B FA 92 B FA 93 S CH 86 1 SAFE F FA 92 B CU 76 X CU 76 3-2 BB 16 2B 1B 1-3	C FA 92 F CH 86 F FA 93 1 SAFE B SL 84 F FA 93 F FA 93 1 SAFE D SL 86 2-3 ③ S CH 86 K			B FA 90 X CH 86 1-0 ① G3		S FA 89 B CH 82 B CH 82 C FA 89 B SL 82 C FA 90 3-3 ① K		B FA 94 X FA 86 1-0 ③ G6-3	5	1	1	0	0	2	1
Andruw Jones, R (1, 8) OBP: 0.320, SLG: 0.427	B FA 93 S FA 93 F FA 93 B SL 86 B SL 86 B FA 94 4-2 16 2B BB 1-2		B SL 84 F FA 93 B FA 93 C SL 85 S SL 84 2-3 ① K		B SL 84 F FA 92 C SL 85 F SL 85 X FA 95 1-2 2B		C FA 89 B FA 89 S CH 84 B CH 83 B FA 90 X CH 83 3-2 ② G5-3			3	1	1	0	1	1	0
16 Brian McCann, L (1, 2) OBP: 0.323, SLG: 0.460	B CH 87 F CH 86 B FA 93 X FA 92 2-1 1-H 2-H 3-H 2B		B CH 87 F FA 94 F CH 87 B SL 87 B CU 77 F SL 86 F FA 93 X FA 92 3-2 ② F7		F FA 90 X FA 90 0-1 ② F7		F FA 89 X CH 83 0-1 ③ G1-3			4	0	1	3	0	0	1
7 Jeff Francoeur, R (1, 9) OBP: 0.336, SLG: 0.425	F SL 86 S FA 93 X SL 84 0-2 ② G5-3		X FA 93 0-0 ③ F9		I IN 79 I IN 80 I IN 81 I IN 80 4-0 IBB			B CH 84 S FA 94 F FA 93 F FA 94 X FA 88 1-2 ① G3		3	0	0	0	1	0	1
2 Kelly Johnson, L (1, 4) OBP: 0.395, SLG: 0.486	B CU 77 B CH 87 B FA 93 C FA 92 B FA 92 4-1 BB			X FA 91 0-0 2B 29 SH3-4 1B	B FA 90 S FA 90 S FA 91 X FA 91 1-2 ③ G5-3			X FA 94 0-0 1B		3	1	2	0	1	0	2
Julio Franco, R (1, 3) OBP: 0.308, SLG: 0.258	C FA 92 S SL 84 X FA 93 0-2 ③ F9			B FA 92 1 SAFE F FA 92 B FA 92 F FA 92 F FA 93 F FA 93 X FA 93 2-2 29 SH3-4 2B 1-3		C FA 89 X CH 82 0-1 29 FC3-6 1B			F FA 94 B FA 93 B FA 93 X FA 94 2-1 ② F8	4	0	2	0	0	0	3
29 John Smoltz, R (1, 1) OBP: 0.100, SLG: 0.133 23 Matt Diaz, R (8, PH) OBP: 0.372, SLG: 0.476 39 Rafael Soriano, R (8, 1) Bob Wickman, R (9, 1)		X FA 90 0-0 ① G6-3		X SL 88 0-0 ① SH3-4 2-3 3-H		L FA 87 B CH 79 X FA 89 1-1 ① FC3-6 11 FC6-4 1-2f		S FA 94 C FA 92 B FA 94 S FA 88 1-3 ③ K2-3		2 1 0 0	0 0 0 0	0 0 0 0	1 0 0 0	0 0 0 0	0 1 0 0	1 1 0 0
Inning Stats	R: 3 H: 2 E: 0 LOB: 2 K: 0 BB: 3 S: 23 P: 43	R: 0 H: 1 E: 0 LOB: 1 K: 1 BB: 0 S: 12 P: 17	R: 0 H: 0 E: 0 LOB: 0 K: 1 BB: 0 S: 9 P: 14	R: 1 H: 2 E: 0 LOB: 1 K: 0 BB: 1 S: 8 P: 14	R: 0 H: 1 E: 0 LOB: 2 K: 0 BB: 1 S: 10 P: 17	R: 0 H: 1 E: 0 LOB: 1 K: 0 BB: 0 S: 11 P: 17	R: 0 H: 0 E: 0 LOB: 0 K: 1 BB: 0 S: 8 P: 14	R: 0 H: 1 E: 0 LOB: 1 K: 1 BB: 0 S: 10 P: 14	R: 0 H: 0 E: 0 LOB: 0 K: 1 BB: 0 S: 7 P: 10	1B: 5 SF: 0 2B: 3 SAC: 1 3B: 0 DP: 1 HR: 0 HBP: 0						

TOP

Atlanta Braves @ San Francisco Giants

AT&T Park, San Francisco, CA

Mon Jul 23 2007, 7:15 PM PDT

Att. 42,679 - Partly Cloudy - 65 F

livebaseballscorecards.com

AB	33
R	4
H	8
RBI	4
BB	5
SO	5
LOB	14

PITCHER		IP	WLS	BF	H	R	ER	SO	BB	IBB	HBP	BLK	WP	HR	S	P	ERA	WHIP
18 Matt Cain, R ERA: 4.02	(1, 1)	4.1	L	22	6	4	4	2	4	0	0	0	0	0	57	95	8.31	2.308
Jack Taschner, L ERA: 6.0	(5, 1)	2.2		10	1	0	0	1	0	1	0	0	0	0	24	41	0.00	0.375
53 Jonathan Sánchez, L ERA: 3.54	(8, 1)	2.0		7	1	0	0	2	0	0	0	0	0	0	17	24	0.00	0.500

PITCHER	IP	WLS	BF	H	R	ER	SO	BB	IBB	HBP	BLK	WP	HR	S	P	ERA	WHIP

BOTTOM

Atlanta Braves @ San Francisco Giants

AT&T Park, San Francisco, CA

Mon Jul 23 2007, 7:15 PM PDT

Att. 42,679 - Partly Cloudy - 65 F

livebaseballscorecards.com

Batter	1	2	3	4	5	6	7	8	9	AB	R	H	RBI	BB	SO	LOB
10 Dave Roberts, L (1, 8) OBP: 0.322, SLG: 0.349	X FA 91 0-0 BB E WP 1B		C FA 92 X FA 93 0-1 ① G4-3		B FA 91 C FA 91 B SL 86 B SL 85 B FA 92 4-1 2 1B BB		F FA 91 X FA 92 0-1 1B			3	1	2	0	1	0	0
2 Randy Winn, S (1, 9) OBP: 0.349, SLG: 0.418	C FA 93 1 SAFE X FA 93 0-1 ① L7		C FA 93 F FA 94 B FS 86 X FS 88 1-2 G3-6-3 1B		1 SAFE 1 SAFE C FA 91 X FA 92 0-1 1-3 1B		1 SAFE F FA 92 X SL 85 0-1 ③ G4-3			4	0	2	0	0	0	2
Ray Durham, S (1, 4) OBP: 0.311, SLG: 0.384	X FA 93 0-0 FC6 WP BB 1-2		B SL 87 B CH 83 X FA 93 2-0 ② ③ G3-6-3 1-2f		C SL 85 C SL 86 S SL 87 0-3 ③ K			S FA 93 B FA 94 C FA 93 B FA 93 C FA 93 2-3 ① K		4	0	0	0	0	2	4
Barry Bonds, L (1, 7) OBP: 0.497, SLG: 0.569	B CH 82 B FA 94 F SL 88 C FA 93 B FS 88 B CU 80 4-2 WP 1-2 2-3 BB			F FC 88 F FC 90 X FA 94 0-2 ① G4-3		C FA 93 B FA 92 B FC 89 B FA 93 F SL 87 F SL 87 X FA 93 3-2 ① G4-3		B FA 97 B FA 96 X FA 95 2-0 G6-4-3 1B		3	0	1	0	1	0	0
Ryan Klesko, L (1, 3) OBP: 0.368, SLG: 0.438	C SL 85 B FS 89 B SL 87 F FS 88 S FS 88 2-3 ② K 1-2 2-3 3-H			B CH 82 X CH 83 1-0 FC6-4 1B		S SL 84 F FA 93 S CH 87 0-3 ② K		B FA 94 X FA 94 1-0 ② ③ G6-4-3 1-2f		4	0	1	0	0	2	3
1 Bengie Molina, R (1, 2) OBP: 0.287, SLG: 0.403	F SL 88 S SL 88 X SL 86 0-2 ③ G2-3			C FA 93 F FA 92 B FC 90 S SL 87 1-3 ② K		C FA 92 C CU 74 F CU 74 B SL 86 X SL 86 1-2 ③ G6-3			C FA 90 S FA 90 X FA 91 0-2 ① F8	4	0	0	0	0	1	3
Pedro Feliz, R (1, 5) OBP: 0.289, SLG: 0.431 Jack Taschner, L (5, 1) Mark Sweeney, L (7, PH) OBP: 0.326, SLG: 0.382 53 Jonathan Sánchez, L (8, 1) OBP: 1.000, SLG: 2.000 14 Fred Lewis, L (9, PH) OBP: 0.348, SLG: 0.405		C FA 93 B FA 94 S SL 87 X SL 85 1-2 ① G4-3		X SL 86 0-0 ③ FC6-4 1-2f			X FA 90 0-0 13 1B 19 G6-4-3 2B		C FA 90 F FA 90 B FA 90 S SL 83 1-3 ② K2-3	2 0 1 0 1	0 0 1 0 0	0 0 1 0 0	0 0 1 0 0	0 0 0 0 0	0 0 0 0 1	1 0 0 0 0
13 Omar Vizquel, S (1, 6) OBP: 0.293, SLG: 0.297		X FA 93 0-0 ② G5-3	C FA 92 X SL 87 0-1 ① G4-3				X FA 91 0-0 19 G6-4-3 2-3 1B		C FA 90 B SL 82 X FA 91 1-1 ③ G4-3	4	0	1	0	0	0	0
18 Matt Cain, R (1, 1) OBP: 0.057, SLG: 0.029 19 Kevin Frandsen, R (5, 5) OBP: 0.324, SLG: 0.328		C FA 93 F FA 93 B CU 76 X SL 86 1-2 ③ L4	C SL 83 X FA 92 0-1 ② G6-3				S SL 85 C SL 86 X SL 86 0-2 ① ② G6-4-3 1-2f 3-H			1 2	0 0	0 0	0 0	0 0	0 1	0 1

AB	33	1B: 7	SF: 0	WP: 1	PA: 35	R: 1 E: 1 K: 1 S: 12	H: 1 LOB: 2 BB: 1 P: 18	R: 0 E: 0 K: 0 S: 7	H: 0 LOB: 0 BB: 0 P: 9
R	2	2B: 1	SAC: 0	PB: 0		R: 0 E: 0 K: 0 S: 6	H: 1 LOB: 0 BB: 0 P: 9	R: 0 E: 0 K: 1 S: 8	H: 1 LOB: 1 BB: 0 P: 10
H	8	3B: 0	DP: 3	SB: 0		R: 0 E: 0 K: 1 S: 10	H: 1 LOB: 2 BB: 1 P: 14	R: 0 E: 0 K: 0 S: 11	H: 0 LOB: 0 BB: 0 P: 15
RBI	0	HR: 0	HBP: 0	CS: 0		R: 1 E: 0 K: 0 S: 9	H: 3 LOB: 1 BB: 0 P: 9	R: 0 E: 0 K: 1 S: 5	H: 1 LOB: 0 BB: 0 P: 10
BB	2					R: 0 E: 0 K: 1 S: 8	H: 0 LOB: 0 BB: 0 P: 10		
SO	6								
LOB	14								

Inning Stats

PITCHER		IP	WLS	BF	H	R	ER	SO	BB	IBB	HBP	BLK	WP	HR	S	P	ERA	WHIP
29 John Smoltz, R ERA: 2.78	(1, 1)	7.0	W	29	7	2	1	4	2	0	0	0	1	0	63	84	1.29	1.286
39 Rafael Soriano, R ERA: 3.68	(8, 1)	1.0	H	3	1	0	0	1	0	0	0	0	0	0	5	10	0.00	1.000
Bob Wickman, R ERA: 4.11	(9, 1)	1.0	S	3	0	0	0	1	0	0	0	0	0	0	8	10	0.00	0.000

PITCHER	IP	WLS	BF	H	R	ER	SO	BB	IBB	HBP	BLK	WP	HR	S	P	ERA	WHIP

Batter	1	2	3	4	5	6	7	8	9	10	11	12	13	AB	R	H	RBI	BB	SO	LOB
Willie Harris, L OBP: 0.390, SLG: 0.415 (1, 7)	B CH 85 X CH 86 1-0 11 FC6-4 1B		B CU 70 C SL 82 B CU 73 C FA 88 F CU 73 F FA 88 C CU 73 2-3 K	B SL 82 X SL 82 1-0 G3			B FA 88 B SL 89 F FA 89 X FA 88 2-1 G4-3		B FA 89 S FA 89 X CU 78 1-1 G4-3		C FA 93 B CH 83 B SL 82 S FA 93 B FA 94 F FA 93 B FA 92 4-2 11 G6-4-3 BB		B FA 91 F FA 91 F FA 92 D CU 82 B FA 91 F FA 92 F FA 92 X FA 92 3-2 FC4-2 11 2B 1-3 2-H	6	1	1	0	1	1	4
11 Edgar Renteria, R OBP: 0.393, SLG: 0.489 (1, 6)	B FA 86 C SL 87 1 SAFE C CU 71 D SL 84 X CU 73 2-2 FC6-4 10 BB 1-2f		B CU 71 B FA 89 C SL 82 C CU 74 B FA 89 X 3-2 G6-3		B FA 87 X FA 87 1-0 G6-3		B FA 90 X FA 90 1-0 BB 10 S 1B		X FA 88 0-0 10 G3-1 2B		1 SAFE X FA 93 0-0 G6-4-3 1-2f		C FA 92 B FA 93 X FA 92 1-1 10 1B 1-H 3-H 2B	7	1	3	2	0	0	2
10 Chipper Jones, S OBP: 0.440, SLG: 0.606 (1, 5) Wilfredo Ledezma, L (13, 1) Tyler Yates, R (13, 1)	B SL 87 B CU 70 B SL 80 C FA 88 B FA 88 4-1 G5-4-3 1-2 BB		C CU 69 X SL 81 0-1 16 1B 7 2B 2B		X FA 86 0-0 HR		B FA 88 I I I 4-0 BB 1-2 IBB		B SL 85 C FA 88 X SL 85 1-1 G3-1 2-3			B FA 92 C FA 91 F CH 84 S FA 93 1-3 K	F FA 92 B FA 85 B CH 83 C CH 85 F FA 85 B FA 90 F CH 84 X CH 85 3-2 1B 2-H	5	2	3	2	2	1	1
Andruw Jones, R OBP: 0.319, SLG: 0.423 (1, 8)	C FA 89 X CU 72 0-1 G5-4-3 1-2f		B FA 86 B SL 87 B SL 82 C FA 87 C CU 72 C CU 73 3-3 K		X FA 89 0-0 L9		S SL 83 B SL 83 B SL 82 D SL 82 B SL 88 4-1 1-2 2-3 BB		C SL 84 F FA 90 X SL 90 0-2 G5-3			B SL 84 B FA 93 X SL 92 2-0 1B	C FA 85 X CU 80 0-1 L5	6	0	1	0	1	1	5
16 Brian McCann, L OBP: 0.320, SLG: 0.455 (1, 2)		X FA 86 0-0 F7		B CU 72 X SL 81 1-0 7 2B 2 1B 2-3 1B	B FA 86 C SL 82 F CU 70 C FA 85 1-3 K		C SL 89 F FA 91 S CH 82 0-3 K			X FA 93 0-0 L7		1 SAFE B FA 92 F FA 92 X FA 92 1-1 F8		6	1	1	0	0	2	4
7 Jeff Francoeur, R OBP: 0.336, SLG: 0.426 (1, 9)		B SL 82 S CU 69 F CU 71 B SL 82 X FA 89 2-2 2 FC5-4-6 1B		B SL 82 F CU 72 F SL 82 B FC 88 X CU 74 2-2 2 1B 1-3 3-H 2B	B SL 80 X SL 80 1-0 F9		S SL 82 C CU 80 B SL 83 F SL 82 S SL 84 1-3 K			B FA 94 C FA 92 X SL 83 1-1 F9		1 SAFE B FA 93 X SL 92 1-0 L9		6	1	2	1	0	1	1
2 Kelly Johnson, L OBP: 0.394, SLG: 0.482 (1, 4)		C SL 81 B CU 70 X FA 89 1-1 FC8-4-6 1-2f		X FA 88 0-0 15 1B 2-H 3-H 1B	X CH 85 0-0 G4-3		C CH 79 C CH 79 S CH 80 0-3 K			F FA 93 F FA 94 B SL 86 B SL 84 B FA 93 B SL 83 4-2 BB			C FA 93 B CU 81 C FA 92 X FA 94 1-2 G5-3	5	0	1	2	1	1	1
Julio Franco, R OBP: 0.310, SLG: 0.268 (1, 3) Chris Woodward, R (13, PR) OBP: 0.250, SLG: 0.311 (13, 3)	C CU 74 B CU 72 B SL 82 S CU 75 F FA 89 F CU 75 F FA 91 C 2-3 K		C FA 87 B FA 87 B CU 74 S SL 82 F FC 88 F CU 74 F FA 88 S SL 83 2-3 K	B SL 81 C SL 82 X CU 73 1-1 G5-3			C FA 88 B CH 78 B CH 78 B FA 87 X FA 86 3-1 2B		1 SAFE C FA 91 S SL 93 1 SAFE X FA 94 0-2 G3			B CU 81 B FA 92 B FA 92 B FA 92 4-0 WP 19 1B FC4-2 BB	5	0	1	0	1	2	3
15 Tim Hudson, R (1, 1) OBP: 0.224, SLG: 0.234 Bob Wickman, R (9, 1) Oscar Villarreal, L (10, 1) 23 Matt Diaz, R (11, PH) OBP: 0.371, SLG: 0.474 58 Peter Moylan, R (11, 1) 19 Yunel Escobar, R (13, PH) OBP: 0.338, SLG: 0.392 (13, 5)			F CU 72 S FA 89 B CU 71 X 1-2 G6-3	C FA 87 S SL 82 F SL 82 X CU 73 0-2 1-2 1B			C FA 87 B FA 90 F FA 88 S FA 91 1-3 K		C CH 79 B FA 89 B FA 88 B FA 87 X PO 87 3-1 G5-3		S SL 81 X FA 93 0-1 G6-3		B FA 92 X CH 81 1-0 FC4-2 11 2B WP 1-2 1B	4 0 0 0 1 0 1	0 0 0 0 0 0 1	1 0 0 0 0 0 1	0 0 0 0 0 0 1	0 0 0 0 0 0 0	1 0 0 0 0 0 0	1 0 0 0 0 0 0

Inning Stats																												
	R: 0 E: 0 K: 0 S: 7	H: 1 LOB: 1 BB: 1 P: 14	R: 0 E: 0 K: 1 S: 12	H: 1 LOB: 1 BB: 0 P: 17	R: 0 E: 0 K: 1 S: 11	H: 0 LOB: 0 BB: 0 P: 17	R: 3 E: 0 K: 2 S: 21	H: 5 LOB: 2 BB: 0 P: 30	R: 1 E: 0 K: 1 S: 6	H: 1 LOB: 0 BB: 0 P: 8	R: 0 E: 0 K: 0 S: 4	H: 0 LOB: 0 BB: 0 P: 6	R: 0 E: 0 K: 2 S: 10	H: 1 LOB: 3 BB: 2 P: 22	R: 0 E: 0 K: 2 S: 11	H: 1 LOB: 1 BB: 0 P: 18	R: 0 E: 0 K: 0 S: 8	H: 1 LOB: 1 BB: 0 P: 10	R: 0 E: 0 K: 0 S: 8	H: 0 LOB: 1 BB: 1 P: 13	R: 0 E: 0 K: 0 S: 6	H: 0 LOB: 0 BB: 1 P: 10	R: 0 E: 0 K: 1 S: 8	H: 1 LOB: 1 BB: 0 P: 13	R: 3 E: 0 K: 0 S: 18	H: 3 LOB: 1 BB: 1 P: 31	1B: 9 2B: 5 3B: 0 HR: 1	SF: 0 SAC: 0 DP: 2 HBP: 0	WP: 1 PB: 0 SB: 1 CS: 0	PA: 58

PITCHER		IP	WLS	BF	H	R	ER	SO	BB	IBB	HBP	BLK	WP	HR	S	P	ERA	WHIP
Matt Morris, R ERA: 4.16	(1, 1)	6.0		26	8	4	4	5	1	0	0	0	0	1	61	92	6.00	1.500
32 Kevin Correia, R ERA: 4.23	(7, 1)	1.1		7	1	0	0	3	1	1	0	0	0	0	14	27	0.00	1.500
Steve Kline, L ERA: 3.19	(8, 1)	0.2		3	1	0	0	1	0	0	0	0	0	0	7	13	0.00	1.500
41 Brad Hennessey, R ERA: 3.29	(9, 1)	1.0		4	1	0	0	0	0	0	0	0	0	0	8	10	0.00	1.000
23 Randy Messenger, R ERA: 1.84	(10, 1)	3.0		11	1	0	0	1	2	0	0	0	0	0	22	36	0.00	1.000

PITCHER		IP	WLS	BF	H	R	ER	SO	BB	IBB	HBP	BLK	WP	HR	S	P	ERA	WHIP
53 Jonathan Sánchez, L ERA: 4.4	(13, 1)	0.2	L	6	3	3	3	0	1	0	0	0	1	0	16	29	40.50	6.000
31 Vinnie Chulk, R ERA: 3.43	(13, 1)	0.1		1	0	0	0	0	0	0	0	0	0	0	2	2	0.00	0.000

TOP

Atlanta Braves @ San Francisco Giants

AT&T Park, San Francisco, CA

Tue Jul 24 2007, 7:15 PM PDT

Att. 43,072 - Partly Cloudy - 62 F

livebaseballscorecards.com

AB	52
R	7
H	15
RBI	7
BB	6
SO	10
LOB	22

Batter	1	2	3	4	5	6	7	8	9	10	11	12	13	AB	R	H	RBI	BB	SO	LOB
10 Dave Roberts, L SP 0.00 ERA 0.00 32 Kevin Correia, R SP 4.50 ERA 4.50 Steve Kline, L (0.0%) Mark Sweeney, L SP 0.00 ERA 0.00 41 Brad Hennessey, R (0.0%) Ray Durham, S (0.0%) 23 Randy Messenger, R (100.0%) 19 Kevin Frandsen, R (0.0%) 53 Jonathan Sánchez, L (100.0%) 31 Vinnie Chulk, R (100.0%)	B F FA 91 F FA 90 S SL 87 K	B SI 93 X G6-3 1-2f	B FA 91 C SI 90 F CH 81 C CU 78 K	B SL 86 F FA 92 X SI 91 G3	O SL 81 C SL 89 C SL 90 X SL 83 F7	1 SAFE S SI 88 1 SAFE X FA 89 G4-3 1-2	3 0 0 0 0 2 2 0 0 0 0 0 0 0 0 0 0 0 0 0 0 1 0 0 0 0 0 1 0 0 0 0 0 0 0 1 0 0 0 0 0 2 0 0 0 0 0 0 0 1 0 0 0 0 0 1 0 0 0 0 0 0 0							
13 Omar Vizquel, S OBP: 0.294, SLG: 0.295 (1, 6)	B C B SL 87 F FA 92 B SI 92 X FA 93 2 G6-3 1B			B SI 90 C SI 88 B CH 80 X FA 89 G3		C SI 91 X SI 91 G4-3			C SI 89 B SI 90 F FA 91 B CH 83 B CH 78 F SI 91 B SI 90 2 35 1B BB	C FA 89 B FA 90 X FA 89 F9		X SI 90 G1-3		5	1	1	0	1	0	1
2 Randy Winn, S OBP: 0.346, SLG: 0.413 (1, 9)	C SI 92 D SI 90 B CH 84 1 SAFE X SI 92 G6-3 1-2f			C SI 91 B CU 76 X FA 90 G3-1			X FA 90 F7		B FA 91 B SI 91 B FA 89 B 35 1B 4-0 1-2 2B BB	X FA 90 G4-3			B FA 92 B FA 91 C FA 91 F FA 90 B FA 92 X FA 90 F7	5	1	0	0	1	0	1
Barry Bonds, L OBP: 0.494, SLG: 0.561 (1, 7)		C FA 91 B SI 90 X CH 82 G4-3		F FA 92 S SL 88 X SL 86 FC4-6 1B			S SI 91 F SI 92 F SI 91 C FA 92 K		C SI 93 F SI 92 F CH 85 X SL 88 F5	C FA 91 B CH 85 C CH 84 B FA 89 C CH 86 K			B CH 81 B FA 92 S FA 92 B FA 91 B FA 93 35 BB E 1B BB	5	1	1	0	1	2	2
Ryan Klesko, L OBP: 0.364, SLG: 0.431 (1, 3)		C SI 92 B SL 87 B FA 92 X CH 82 G6-3		X SI 91 FC4-6 1-2f			B SI 91 C FA 90 X CH 80 35 FC6-4 1B		F SI 91 X SI 92 L7		X SI 91 F7		B FA 91 B FA 91 C FA 91 F FA 91 B FA 92 X FA 92 FC3 1B 35 BB 1-2	6	0	1	0	0	0	4
35 Rich Aurilia, R OBP: 0.287, SLG: 0.347 (1, 4)		B FA 92 S SL 85 C FA 92 X SI 92 G6-3	B SI 89 B FA 90 F FA 90 X FA 90 G6-3				B SL 85 C FA 92 X FA 92 FC6-4 1-2f		F SI 92 S SL 86 F SL 88 F SI 92 X SL 83 2B 1-2 2-H 1B		B FA 92 F FA 91 X SI 92 F9		B FA 94 F FA 94 B FA 94 F FA 95 F FA 94 B SL 87 B FA 94 1B 1-2 2-3 BB	5	1	1	1	1	0	1
Pedro Feliz, R OBP: 0.292, SLG: 0.433 (1, 5)			B FA 90 B SL 86 C FA 90 B FA 92 C FA 91 F SI 91 B SI 91 1B 39 G2-3 BB 4-2	B SL 81 C FA 91 X SL 86 G6-3		X FA 90 G6-3	C SL 88 B SL 91 F SL 90 F SL 81 X SL 82 1 1B 1-2 1-H 2-H 2B		B SI 92 C SI 91 S SL 76 C SL 78 K		F SI 94 D SL 87 S SL 86 F SL 88 B FA 94 B FA 94 X FA 95 1B 1-2 2-3 3-H	5	1	2	3	1	1	0
39 Guillermo Rodriguez, R OBP: 0.364, SLG: 0.296 (1, 2) 1 Bengie Molina, R OBP: 0.287, SLG: 0.402 (9, PH) (10, 2)			C FA 91 X FA 92 G2-3 1-2	B FA 91 F SI 91 C SL 85 B SL 86 B SI 91 S SI 92 3-3 K		B SI 90 S SL 85 X G3			B FA 91 C SI 90 X FA 90 14 FC4 1B 1-1 F SI 89 X SL 89 14 WP 1B 2-H 0-1			X SI 89 F8	X FA 93 F9	3	0	1	0	0	1	1
Matt Morris, R OBP: 0.216, SLG: 0.222 (1, 1) 14 Fred Lewis, L OBP: 0.349, SLG: 0.400 (6, PH) (7, 8)			X SI 92 10 G6-3 1B 2-3 0-0						B FA 91 T SI 90 B SI 92 F SI 90 X FA 92 FC4 1-2f 2-2			C SI 90 B CU 76 X SI 91 19 G4-3 1B 1-1	D SL 88 C SL 94 S FA 94 F SL 87 B FA 94 F SL 86 C FA 95 K 2-3	3	0	1	1	0	0	3
														1	0	1	0	0	0	0
														4	0	1	0	1	1	4

Inning Stats														
	R: 0 E: 0 K: 1 S: 8	H: 1 LOB: 0 BB: 0 P: 14	R: 0 E: 0 K: 0 S: 7	H: 0 LOB: 0 BB: 0 P: 11	R: 0 E: 0 K: 0 S: 7	H: 1 LOB: 1 BB: 1 P: 12	R: 0 E: 0 K: 0 S: 8	H: 1 LOB: 1 BB: 0 P: 11	R: 0 E: 0 K: 1 S: 7	H: 0 LOB: 0 BB: 0 P: 13	R: 0 E: 0 K: 1 S: 7	H: 0 LOB: 0 BB: 0 P: 9	R: 0 E: 0 K: 1 S: 9	H: 1 LOB: 1 BB: 0 P: 11
	R: 0 E: 0 K: 0 S: 8	H: 1 LOB: 1 BB: 0 P: 12	R: 4 E: 0 K: 0 S: 23	H: 3 LOB: 2 BB: 3 P: 37	R: 0 E: 0 K: 1 S: 6	H: 0 LOB: 0 BB: 0 P: 9	R: 0 E: 0 K: 1 S: 6	H: 0 LOB: 0 BB: 0 P: 8	R: 0 E: 0 K: 0 S: 6	H: 1 LOB: 1 BB: 0 P: 7	R: 1 E: 1 K: 1 S: 20	H: 1 LOB: 3 BB: 2 P: 39	1B: 9 2B: 1 3B: 0 HR: 0	SF: 0 SAC: 0 DP: 2 HBP: 0

PITCHER		IP	WLS	BF	H	R	ER	SO	BB	IBB	HBP	BLK	WP	HR	S	P	ERA	WHIP
15 Tim Hudson, R ERA: 3.24	(1, 1)	8.2		33	6	3	3	4	3	0	0	0	0	0	75	115	3.12	1.038
Bob Wickman, R ERA: 4.33	(9, 1)	0.1	B	4	2	1	1	0	1	0	0	0	1	0	9	15	27.00	9.000
Oscar Villarreal, R ERA: 3.9	(10, 1)	1.0		3	0	0	0	1	0	0	0	0	0	0	6	9	0.00	0.000
58 Peter Moylan, R ERA: 2.17	(11, 1)	2.0	W	7	1	0	0	1	0	0	0	0	0	0	12	15	0.00	0.500
Wilfredo Ledezma, L ERA: 5.2	(13, 1)	0.1	H	3	0	1	0	0	1	0	0	0	0	0	7	17	0.00	3.000

PITCHER		IP	WLS	BF	H	R	ER	SO	BB	IBB	HBP	BLK	WP	HR	S	P	ERA	WHIP
Tyler Yates, R ERA: 5.23	(13, 1)	0.2	S	4	1	0	0	1	1	0	0	0	0	0	13	22	0.00	3.000

BOTTOM

Atlanta Braves @ San Francisco Giants

AT&T Park, San Francisco, CA

Tue Jul 24 2007, 7:15 PM PDT

Att. 43,072 - Partly Cloudy - 62 F

livebaseballscorecards.com

AB	48
R	5
H	10
RBI	5
BB	6
SO	7
LOB	23

WP: 1 PA: 54
PB: 0
SB: 0
CS: 0

Atlanta Braves @ San Francisco Giants

AT&T Park, San Francisco, CA

Wed Jul 25 2007, 7:15 PM PDT

Att. 42,834 - Overcast - 61 F

TOP

livebaseballscorecards.com

Batter	1	2	3	4	5	6	7	8	9	AB	R	H	RBI	BB	SO	LOB
19 Yunel Escobar, R (1, 4) OBP: 0.343, SLG: 0.391	C FA 84 F CH 74 H FA 86 1-2 10 1B 1B HBP		C CH 80 B CH 75 B FA 87 F CH 82 X CH 76 2-2 ② P3		C CH 81 B CH 80 F FA 86 F FA 87 F CH 74 X CH 73 1-2 ②③ G4-6-3 1-2f			X FA 85 0-0 1B		3	1	1	0	0	0	1
11 Edgar Renteria, R (1, 6) OBP: 0.392, SLG: 0.486	C FA 85 S CH 82 B FA 85 X CH 74 1-2 ① F8		S CH 74 B FA 88 X FA 86 1-1 ③ F9			B FA 83 F CH 79 F CH 80 B FA 85 X CH 73 2-2 10 G5-4-3 1B		C FA 85 1 SAFE S SL 83 S SL 84 0-3 ① K		4	0	1	0	0	1	2
10 Chipper Jones, S (1, 5) OBP: 0.438, SLG: 0.601	B FA 84 S CH 80 B FA 87 B FA 84 X CH 74 3-1 1B 1-2 1B			C FA 84 C FA 87 B FA 86 X CH 75 1-2 ① F9		X CH 73 0-0 ①② G5-4-3 1-2f		F FA 87 F CH 83 S CH 75 0-3 ② K		4	0	1	0	0	1	2
Andruw Jones, R (1, 8) OBP: 0.319, SLG: 0.421	F CH 81 X FA 87 0-1 7 G4-3 1-3 2-H 1B			C CH 74 B CH 76 X CH 83 1-1 ② F7		C FA 86 S CH 75 B FA 86 B FA 87 S CH 75 2-3 ③ K		C CH 76 X FA 88 0-1 ③ P3		4	0	1	1	0	1	1
7 Jeff Francoeur, R (1, 9) OBP: 0.337, SLG: 0.429	F FA 87 D CH 76 F CH 82 X FA 87 1-2 ②③ G4-3 1-2f			C FA 87 F CU 73 X CH 80 0-2 23 1B 1B			X FA 84 0-0 ① P3		B SL 85 F FA 90 B SL 85 S FA 90 X FA 91 2-2 23 G3 2B	4	0	2	0	0	0	2
23 Matt Diaz, R (1, 7) OBP: 0.373, SLG: 0.472		B CH 78 X CU 78 1-0 ① G6-3		X FA 86 0-0 FC4-6 1-2 1B			B CH 80 C CH 82 B CH 74 B CH 74 F FA 87 B CH 81 4-2 1B BB		C FA 91 X SL 87 0-1 ① G3 2-3	3	0	1	0	1	0	1
Jarrod Saltalamacchia, S (1, 2) OBP: 0.333, SLG: 0.411		B FA 83 X CU 80 1-0 ② F8		B FA 87 B CH 75 X CH 82 2-0 ③ FC4-6 1-2f			C FA 86 F CH 76 X CH 75 0-2 FC5-4 1-2 1B		B FA 90 F SL 85 F FA 91 S FA 91 1-3 ② K	4	0	1	0	0	1	3
Julio Franco, R (1, 3) OBP: 0.310, SLG: 0.260 2 Kelly Johnson, L (9, PH) OBP: 0.393, SLG: 0.481		B FA 85 F FA 85 C CH 81 S CH 74 1-3 ③ K			B FA 86 C CH 73 B FA 86 B FA 85 B FA 85 4-1 36 FC2-6 BB		X CH 81 0-0 ② F8		C SL 84 B FA 90 B FA 90 C SL 84 F FA 90 D SL 85 S SL 86 3-3 ③ K	2 1	0 0	0 0	0 0	1 0	1 1	2 1
36 Chuck James, L (1, 1) OBP: 0.216, SLG: 0.200 Chris Woodward, R (7, PH) OBP: 0.248, SLG: 0.308 54 Chad Paronto, R (7, 1)			F FA 84 C FA 85 B CH 74 B CH 82 B CH 82 X FA 87 3-2 ① G4-3		B FA 85 C FA 85 X FA 85 1-1 ① FC2-6 19 G4-6-3 1-2f		B CH 75 B CH 81 F CH 74 F FA 86 X CH 83 2-2 ③ FC5-4 1-2f			2 1 0	0 0 0	0 0 0	0 0 0	0 0 0	0 0 0	1 2 0

AB	32
R	1
H	8
RBI	1
BB	2
SO	6
LOB	18

Inning Stats	1	2	3	4	5	6	7	8	9
	R: 1 E: 0 K: 0 S: 12	H: 2 LOB: 1 BB: 0 P: 18	R: 0 E: 0 K: 1 S: 5	H: 0 LOB: 0 BB: 0 P: 8	R: 0 E: 0 K: 0 S: 8	H: 0 LOB: 0 BB: 0 P: 14	R: 0 E: 0 K: 0 S: 10	H: 2 LOB: 2 BB: 0 P: 14	R: 0 E: 0 K: 0 S: 8	H: 0 LOB: 0 BB: 1 P: 14	R: 0 E: 0 K: 1 S: 7	H: 1 LOB: 0 BB: 0 P: 11	R: 0 E: 0 K: 0 S: 10	H: 1 LOB: 2 BB: 1 P: 16	R: 0 E: 0 K: 2 S: 9	H: 1 LOB: 1 BB: 0 P: 9	R: 0 E: 0 K: 2 S: 12	H: 1 LOB: 1 BB: 0 P: 18

1B: 7	SF: 0	WP: 0	PA: 35
2B: 1	SAC: 0	PB: 0	
3B: 0	DP: 3	SB: 0	
HR: 0	HBP: 1	CS: 0	

PITCHER	IP	WLS	BF	H	R	ER	SO	BB	IBB	HBP	BLK	WP	HR	S	P	ERA	WHIP
51 Noah Lowry, L (1, 1) ERA: 3.4	8.0	W	31	7	1	1	4	2	0	1	0	0	0	69	104	1.12	1.125
41 Brad Hennessey, R (9, 1) ERA: 3.21	1.0	S	4	1	0	0	2	0	0	0	0	0	0	12	18	0.00	1.000

PITCHER	IP	WLS	BF	H	R	ER	SO	BB	IBB	HBP	BLK	WP	HR	S	P	ERA	WHIP

BOTTOM

Atlanta Braves @ San Francisco Giants

AT&T Park, San Francisco, CA

Wed Jul 25 2007, 7:15 PM PDT

Att. 42,834 - Overcast - 61 F

livebaseballscorecards.com

Batter	1	2	3	4	5	6	7	8	9	AB	R	H	RBI	BB	SO	LOB
10 Dave Roberts, L (1, 8) OBP: 0.317, SLG: 0.343	C FA 86 C CH 77 F FA 89 F FA 89 B CH 80 F CH 78 B FA 90 T FA 89 2-2 ① K	L FA 86 F FA 88 X CH 78 0-2 ① G6-3	B FA 86 C FA 87 B FA 86 B FA 86 C FA 87 X FA 87 3-2 G6-3 S 1B	B FA 87 X 1-0 ② L7					4	0	1	0	0	1	0
2 Randy Winn, S (1, 9) OBP: 0.347, SLG: 0.416	B FA 88 B CH 77 C FA 88 F FA 89 X FA 90 2-2 2B 1B	B FA 87 X FA 88 1-0 1B 2B	1 SAFE C FA 87 X FA 88 0-1 ① F9	B FA 88 C SL 79 B SL 81 X SL 78 2-1 ③ P5					4	1	2	0	0	0	1
Ray Durham, S (1, 4) OBP: 0.307, SLG: 0.378	C FA 87 B CH 76 D CH 77 S FA 87 1 SAFE F FA 88 F FA 88 S FA 88 2-3 ② K	B FA 88 F FA 88 B FA 88 X CH 77 2-1 ② F8	1 SAFE C FA 86 1 SAFE D CH 77 F FA 87 X CH 76 1-2 ② G6-3 1-3	S CH 86 F SL 79 F CH 88 X CH 88 0-2 ① G4-3					4	0	0	0	0	1	3
Pedro Feliz, R (1, 5) OBP: 0.295, SLG: 0.437	C CH 77 B FA 88 X FA 87 1-1 1-3 2B	C CH 76 X CH 76 0-1 2-H 1B	B FA 89 B FA 88 C CH 76 X CH 78 2-1 ③ P3	B FA 89 F SL 79 C SL 80 B SL 79 X FA 89 2-2 ② G5-3					4	0	2	1	0	0	1
35 Rich Aurilia, R (1, 3) OBP: 0.290, SLG: 0.362	B CH 77 X FA 88 1-0 ③ F9	X FA 88 0-0 ③ F8	C FA 87 X FA 88 0-1 HR	C FA 89 B SI 89 C SL 80 B SL 82 X SL 80 2-2 39 1B 1B					4	1	2	1	0	0	3
39 Guillermo Rodriguez, R (1, 2) OBP: 0.378, SLG: 0.300		C FA 86 F FA 87 B FA 89 S CH 76 1-3 ① K	B FA 86 F FA 88 B FA 87 B CH 77 B FA 86 4-1 19 G6-4-3 BB	S FA 88 S CH 77 F FA 88 B CH 76 S CH 75 1-3 ① K2-3	1 SAFE C SL 79 B CH 86 S CH 87 B CH 88 B SL 80 X CH 88 3-2 1-2 1B				3	0	1	0	1	2	0
19 Kevin Frandsen, R (1, 6) OBP: 0.314, SLG: 0.317 13 Omar Vizquel, S (8, 6) OBP: 0.293, SLG: 0.294		B FA 88 B CH 77 B FA 87 C FA 87 S FA 87 X FA 88 3-2 ② F8	C FA 85 B FA 87 X CH 76 1-1 ① ② G6-4-3 1-2f	S FA 87 B FA 89 X CH 76 1-1 ② L6	C CH 86 X FA 87 0-1 ③ F7				3 1	0 0	0 0	0 0	0 0	0 0	1 2
14 Fred Lewis, L (1, 7) OBP: 0.356, SLG: 0.402		B FA 87 C FA 88 X CH 77 1-1 51 WP 1B	B CH 79 C FA 88 B CH 78 B FA 86 C FA 88 F FA 88 F FA 89 B FA 88 4-2 51 FC6-4 BB	B FA 88 C FA 87 F FA 88 B FA 90 B FA 87 X FA 88 3-2 ③ G6-3					2	0	1	0	1	0	0
51 Noah Lowry, R (1, 1) OBP: 0.067, SLG: 0.068 41 Brad Hennessey, R (9, 1)		S CH 76 B CH 76 S CH 78 S CH 76 1-3 ③ K 1-2	S FA 86 D CH 78 X FA 88 1-1 ③ FC6-4 1-2f		B CH 85 X FA 87 1-0 ① G6-3				3 0	0 0	0 0	0 0	0 0	1 0	2 0

Inning Stats	1	2	3	4	5	6	7	8	9
	R: 0 E: 0 K: 2 S: 17 H: 2 LOB: 2 BB: 0 P: 25	R: 0 E: 0 K: 2 S: 11 H: 1 LOB: 1 BB: 0 P: 17	R: 1 E: 0 K: 0 S: 9 H: 2 LOB: 1 BB: 0 P: 12	R: 0 E: 0 K: 0 S: 9 H: 0 LOB: 1 BB: 2 P: 19	R: 0 E: 0 K: 0 S: 10 H: 1 LOB: 1 BB: 0 P: 16	R: 1 E: 0 K: 1 S: 11 H: 1 LOB: 0 BB: 0 P: 16	R: 0 E: 0 K: 0 S: 4 H: 0 LOB: 0 BB: 0 P: 8	R: 0 E: 0 K: 0 S: 15 H: 2 LOB: 2 BB: 0 P: 22	

1B: 6 SF: 0
2B: 2 SAC: 0
3B: 0 DP: 1
HR: 1 HBP: 0

WP: 1 PA: 34
PB: 0
SB: 1
CS: 0

	AB	32
	R	2
	H	9
	RBI	2
	BB	2
	SO	5
	LOB	13

PITCHER	IP	WLS	BF	H	R	ER	SO	BB	IBB	HBP	BLK	WP	HR	S	P	ERA	WHIP
36 Chuck James, L (1, 1) ERA: 3.55	6.0	L	26	7	2	2	5	2	0	0	0	1	1	67	105	3.00	1.500
54 Chad Paronto, R (7, 1) ERA: 3.66	2.0		8	2	0	0	0	0	0	0	0	0	0	19	30	0.00	1.000

PITCHER	IP	WLS	BF	H	R	ER	SO	BB	IBB	HBP	BLK	WP	HR	S	P	ERA	WHIP

Atlanta Braves @ San Francisco Giants

AT&T Park, San Francisco, CA

Thu Jul 26 2007, 4:05 PM PDT

Att. 42,366 - Sunny - 66 F

TOP

livebaseballscorecards.com

Batter	1	2	3	4	5	6	7	8	9	AB	R	H	RBI	BB	SO	LOB
Willie Harris, L (1, 7) OBP: 0.388, SLG: 0.417	B FA 94 C FA 94 B FA 94 C FA 94 B FA 96 F FA 96 S FA 95 3-3 ① K		B FA 95 B FA 93 F FA 94 X FA 94 2-1 2B		C FA 93 B CU 81 B CU 80 X FA 93 2-1 ① G4-3		B FA 89 C FA 89 C FA 90 B CH 82 S SL 83 2-3 ③ K			4	0	1	0	0	2	0
19 Yunel Escobar, R (1, 6) OBP: 0.355, SLG: 0.397	S FA 94 F FA 94 F FA 97 B SL 82 X FA 96 1-2 1B		B FA 94 B SL 84 B FA 94 B FA 94 4-0 BB		C CU 82 B FA 94 C CU 82 B CU 82 F FA 95 B FA 95 F FA 93 C CU 81 3-3 ② K			C SL 83 X SL 82 0-1 16 1B 1B		3	0	2	0	1	1	0
2 Kelly Johnson, L (1, 4) OBP: 0.389, SLG: 0.475	C FA 94 B FA 94 B FA 94 X FA 93 2-1 ② P5		S CH 84 S CH 83 C CH 83 0-3 ③ K		C CU 81 B CH 82 X FA 94 1-1 ③ F7			B CH 81 C FA 89 B FA 91 C FA 90 D SL 83 T FA 90 3-2 ① K		4	0	0	0	0	2	4
Andruw Jones, R (1, 8) OBP: 0.318, SLG: 0.422	F FA 96 B FA 96 X FA 95 1-1 ③ F9			S FA 94 C CH 81 B CH 83 X FA 95 1-2 7 HR 2B		C CH 81 X FA 94 0-1 ① F7		B FA 90 F FA 90 F FA 90 T CH 83 1-2 ② K		4	1	1	0	0	1	2
16 Brian McCann, L (1, 2) OBP: 0.322, SLG: 0.458 36 Chuck James, L (8, PR) OBP: 0.216, SLG: 0.200 Jarrod Saltalamacchia, S (8, 2) OBP: 0.333, SLG: 0.411		X FA 94 0-0 ① F7		X FA 94 0-0 ① F7		B CH 80 X FA 93 1-0 2B		S SL 84 X SL 83 0-1 1-3 1B		4 0 0	0 0 0	2 0 0	0 0 0	0 0 0	0 0 0	1 0 0
7 Jeff Francoeur, R (1, 9) OBP: 0.336, SLG: 0.435		B SL 82 S FA 94 F SL 82 S FA 96 1-3 ② K		S CU 79 X CU 79 0-1 2-H HR		B FA 94 B SL 89 S CH 82 F CH 82 X CU 81 2-2 ② G6-3		C FA 92 B FA 92 F SL 81 B SL 79 S SL 81 2-3 ③ K		4	1	1	2	0	2	3
Scott Thorman, L (1, 3) OBP: 0.257, SLG: 0.386		B FA 94 C FA 95 C SL 83 F FA 94 X SL 80 1-2 ③ F8		S CH 84 B CH 82 S FA 95 B SL 83 B CH 84 X FA 94 3-2 2B		F FA 93 B FA 94 F CH 82 F SL 82 F FA 94 X CH 81 1-2 ③ G4-3			C FA 89 X CU 77 0-1 ① G4-3	4	0	1	0	0	0	1
Chris Woodward, R (1, 5) OBP: 0.250, SLG: 0.302 11 Edgar Renteria, R (9, PH) OBP: 0.391, SLG: 0.485			F FA 93 C FA 94 F SL 81 B FA 96 S CU 83 1-3 ① K	B FA 94 B SL 83 C FA 92 B CH 84 B FA 94 4-1 38 G4-6-3 BB			B FA 88 B FA 88 C FA 89 X FA 88 2-1 ① F7		B FA 91 F FA 90 S SL 86 B SL 85 F FA 90 C SL 84 2-3 ② K	2 1	0 0	0 0	0 0	1 0	1 1	0 0
38 Buddy Carlyle, L (1, 1) OBP: 0.136, SLG: 0.136 58 Peter Moylan, R (6, 1) 23 Matt Diaz, R (7, PH) OBP: 0.371, SLG: 0.469 Oscar Villarreal, L (7, 1) 10 Chipper Jones, S (9, PH) OBP: 0.436, SLG: 0.599			C FA 94 X FA 95 0-1 ② F8	L FA 94 B CH 84 X 1-1 ② ③ G4-6-3 1-2f			C FA 90 X SL 86 0-1 ② F8		X FA 89 0-0 ③ F8	2 0 1 0 1	0 0 0 0 0	0 0 0 0 0	0 0 0 0 0	0 0 0 0 0	0 0 0 0 0	2 0 0 0 0
Inning Stats	R: 0 E: 0 K: 1 S: 12 H: 1 LOB: 1 BB: 0 P: 19	R: 0 E: 0 K: 1 S: 8 H: 0 LOB: 0 BB: 0 P: 10	R: 0 E: 0 K: 2 S: 11 H: 1 LOB: 2 BB: 1 P: 18	R: 2 E: 0 K: 0 S: 12 H: 3 LOB: 1 BB: 1 P: 21	R: 0 E: 0 K: 1 S: 9 H: 0 LOB: 0 BB: 0 P: 15	R: 0 E: 0 K: 0 S: 12 H: 1 LOB: 1 BB: 0 P: 16	R: 0 E: 0 K: 1 S: 7 H: 0 LOB: 0 BB: 0 P: 11	R: 0 E: 0 K: 3 S: 13 H: 2 LOB: 2 BB: 0 P: 19	R: 0 E: 0 K: 1 S: 7 H: 0 LOB: 0 BB: 0 P: 9	1B: 3 2B: 4 3B: 0 HR: 1	SF: 0 SAC: 0 DP: 1 HBP: 0			WP: 0 PB: 0 SB: 0 CS: 0	PA: 36		

PITCHER		IP	WLS	BF	H	R	ER	SO	BB	IBB	HBP	BLK	WP	HR	S	P	ERA	WHIP
55 Tim Lincecum, R ERA: 3.9	(1, 1)	6.0	W	25	6	2	2	5	2	0	0	0	0	1	64	99	3.00	1.333
32 Kevin Correia, R ERA: 4.14	(7, 1)	1.0	H	4	1	0	0	1	0	0	0	0	0	0	9	13	0.00	1.000
Jack Taschner, L ERA: 5.88	(8, 1)	0.2	H	3	1	0	0	2	0	0	0	0	0	0	8	12	0.00	1.500
31 Vinnie Chulk, R ERA: 3.4	(8, 1)	0.1	H	1	0	0	0	1	0	0	0	0	0	0	3	5	0.00	0.000
41 Brad Hennessey, R ERA: 3.14	(9, 1)	1.0	S	3	0	0	0	1	0	0	0	0	0	0	7	9	0.00	0.000

PITCHER	IP	WLS	BF	H	R	ER	SO	BB	IBB	HBP	BLK	WP	HR	S	P	ERA	WHIP

AB	34
R	2
H	8
RBI	2
BB	2
SO	10
LOB	13

BOTTOM

Atlanta Braves @ San Francisco Giants

AT&T Park, San Francisco, CA

Thu Jul 26 2007, 4:05 PM PDT

Att. 42,366 - Sunny - 66 F

livebaseballscorecards.com

Batter	1	2	3	4	5	6	7	8	9	AB	R	H	RBI	BB	SO	LOB
10 Dave Roberts, L (1, 8) OBP: 0.322, SLG: 0.352	B FA 86 C FA 87 X SL 86 1-1 G4-3 ①		B FA 88 C FA 88 L CU 73 B FA 92 F FA 90 B FA 91 F FA 89 X FA 89 3-2 2 2B 1B		B FA 90 F FA 91 B FC 89 X CH 79 2-1 2 PB 1B 2B 2-H 3-H	C SI 90 X SI 92 0-1 2 FC4-6 1B 1-2 2-3		C FA 90 1 SAFE F FA 90 X CH 84 0-2 P6 ②		5	1	3	2	0	0	1
2 Randy Winn, S (1, 9) OBP: 0.350, SLG: 0.418	B FA 88 C FA 87 S FA 87 T FA 92 1-2 K ②		1 SAFE C FA 89 B FA 89 1 SAFE X SL 89 1-1 1-H 2B ③		B FC 89 S FA 91 D CU 75 B FA 91 B FA 89 4-1 1B BB 2-3	X SI 90 0-0 FC4-6 ③ 1-2f		F FA 89 1 SAFE T CH 83 B SL 80 B SL 85 B FA 91 D CH 83 4-2 1-2 BB		3	0	1	0	2	1	3
Ray Durham, S (1, 4) OBP: 0.306, SLG: 0.376	F FA 89 X SL 87 0-1 P6 ③			C FA 88 B FA 89 F CU 73 X FA 90 1-2 P4 ①	C FA 90 X SL 88 0-1 1-2 3-H 1B		B CH 84 X FA 90 1-0 P6 ①	S CH 84 D CH 85 X CH 83 1-1 F8 ③		5	0	1	1	0	0	2
Barry Bonds, L (1, 7) OBP: 0.491, SLG: 0.560 14 Fred Lewis, L (7, PR) OBP: 0.356, SLG: 0.402 (8, 7)		B FA 90 X SL 87 1-0 P5 ①		F FA 91 B FA 92 B SL 90 B FA 91 X FA 89 3-1 P2 ②	X FA 90 0-0 F7 ③		B CH 84 B FA 92 X FA 90 2-0 2B			4	0	1	0	0	0	2
										0	0	0	0	0	0	0
Ryan Klesko, L (1, 3) OBP: 0.369, SLG: 0.438		C FA 89 B CH 79 B SL 89 C CU 72 X FA 91 2-2 1B		X FA 90 0-0 P6 ③		X CH 75 0-0 G4-3 13 2B 2B	I I I I	4-0 IBB		3	1	2	0	1	0	0
Pedro Feliz, R (1, 5) OBP: 0.294, SLG: 0.438		C FA 89 D SL 78 C FA 89 X SL 87 1-2 F8 ②			C CU 71 C FA 90 B FA 91 F FA 91 B CU 76 B CU 76 X FA 89 3-2 13 1B 10 2B 2B	D FA 89 X SL 86 1-0 G4-3 ① 2-3	C FA 89 S SL 86 S SL 84	0-3 K ②		4	1	1	0	0	1	4
1 Bengie Molina, R (1, 2) OBP: 0.284, SLG: 0.397		1 SAFE B FA 89 B CU 74 X FA 88 2-0 F8 ③			F FA 90 B SL 87 S SL 86 S SL 88 1-3 K ①	C FA 88 B SL 87 F FA 89 B FA 92 F SL 90 F FC 91 T FA 90 2-2 K ②	X SL 85	0-0 P3 ③		4	0	0	0	0	2	5
13 Omar Vizquel, S (1, 6) OBP: 0.296, SLG: 0.300			C FA 87 X FC 89 0-1 P6 ①		C FA 90 C SL 88 2 SAFE F FA 93 X FA 92 0-2 55 SH1-3 10 2B 1B 2-3	C FA 90 X FA 90 0-1 10 1B 2B 3-H		B CH 84 C FA 89 B FA 90 X FA 89 2-1 G4-3 ①		4	1	2	1	0	0	0
55 Tim Lincecum, L (1, 1) OBP: 0.138, SLG: 0.111 Mark Sweeney, L (6, PH) OBP: 0.330, SLG: 0.377 32 Kevin Correia, R (7, 1) OBP: 0.500, SLG: 0.500 Jack Taschner, L (8, 1) 31 Vinnie Chulk, R (8, 1) 19 Kevin Frandsen, R (8, PH) OBP: 0.319, SLG: 0.323 41 Brad Hennessey, R (9, 1)			B FA 87 B FA 86 C FA 86 F FA 88 S FA 90 2-3 K ②		X FA 89 0-0 SH1-3 ② 1-2	F FA 90 B CU 75 B SL 87 B FA 90 B FC 90 4-1 10 1B BB		B CH 87 C FA 88 X FA 90 1-1 2 S 1B		1 0 0 0 0 1 0	0 0 0 0 0 0 0	0 0 0 0 0 1 0	0 1 0 0 0 0 0	1 0 0 0 0 0 0	0 0 0 0 0 0 0	0 0 0 0 0 0 0
Inning Stats	R: 0 E: 0 K: 1 S: 7 H: 0 LOB: 0 BB: 0 P: 9	R: 0 E: 0 K: 0 S: 8 H: 1 LOB: 1 BB: 0 P: 14	R: 0 E: 0 K: 1 S: 12 H: 2 LOB: 2 BB: 0 P: 18	R: 0 E: 0 K: 0 S: 6 H: 0 LOB: 0 BB: 0 P: 10	R: 3 E: 0 K: 1 S: 18 H: 4 LOB: 2 BB: 1 P: 28	R: 1 E: 0 K: 1 S: 13 H: 3 LOB: 3 BB: 1 P: 20	R: 0 E: 0 K: 1 S: 6 H: 1 LOB: 2 BB: 1 P: 13	R: 0 E: 0 K: 0 S: 11 H: 1 LOB: 2 BB: 1 P: 19		1B: 6 2B: 6 3B: 0 HR: 0 SF: 0 SAC: 1 DP: 0 HBP: 0						

	AB	34
	R	4
	H	12
	RBI	4
	BB	4
	SO	5
	LOB	17

WP: 0 PB: 1 SB: 1 CS: 0 PA: 39

PITCHER		IP	WLS	BF	H	R	ER	SO	BB	IBB	HBP	BLK	WP	HR	S	P	ERA	WHIP
38 Buddy Carlyle, R ERA: 4.25	(1, 1)	5.2	L	27	9	4	4	4	2	0	0	0	0	0	61	96	6.35	1.941
58 Peter Moylan, R ERA: 2.15	(6, 1)	0.1		2	1	0	0	0	0	0	0	0	0	0	3	3	0.00	3.000
Oscar Villarreal, R ERA: 3.77	(7, 1)	2.0		10	2	0	0	1	1	1	0	0	0	0	17	32	0.00	1.500

PITCHER	IP	WLS	BF	H	R	ER	SO	BB	IBB	HBP	BLK	WP	HR	S	P	ERA	WHIP

Batter	1	2	3	4	5	6	7	8	9	10	11	AB	R	H	RBI	BB	SO	LOB
Willie Harris, L (1, 7) OBP: 0.388, SLG: 0.416	B FA 86 B FA 86 C FA 87 B CH 84 C FA 87 X FA 89 3-2 ① G4-3		C FA 88 B CH 79 F FA 90 X FA 89 1-2 ③ G4-3		X FA 88 0-0 ③ L9		C FA 92 C FA 91 F CU 75 F CU 76 X FA 93 0-2 11 CS 1B		D FA 94 B FA 93 B FA 95 C FA 95 C FA 97 X FA 96 3-2 1-H 11 CS 1B			5	0	2	1	0	0	1
11 Edgar Renteria, R (1, 6) OBP: 0.389, SLG: 0.481	C FA 88 B FA 83 F FA 84 X SL 82 1-2 E6 S			S FA 89 S FA 88 X SL 82 0-2 ① F8	C CH 80 X CH 77 0-1 2B 16 2B 1B	1 SAFE B FA 92 B FA 92 C FA 91 1 SAFE B FA 91 C FA 92 F FA 92 1 SAFE 3-3 ① S FA 92 K 1-2		F FA 96 1 SAFE P PO 90 1-1 ③ CS 1-2		B CU 79 B FA 93 C FA 93 B FA 93 S SL 83 X FA 95 3-2 ① L9		5	1	1	0	0	1	1
10 Chipper Jones, S (1, 5) OBP: 0.430, SLG: 0.590	F CH 81 B FA 87 1 SAFE B FA 88 B CH 81 X FA 88 3-1 ② F8			F FA 88 S FA 88 B CH 80 B CH 83 X FA 90 2-2 ② G6-3	B SL 78 B SL 78 F FA 88 X FA 89 2-1 ① L7	C CU 76 F FA 92 X CU 74 0-2 ③ G1-3				C FA 94 B FA 94 S FA 94 X FA 94 1-2 ② G3-1		5	0	0	0	0	0	2
Andruw Jones, R (1, 8) OBP: 0.317, SLG: 0.421	C CH 81 C FA 88 X SL 79 0-2 ③ F8 1-2			F FA 88 B SL 84 F FA 82 X SL 81 1-2 ③ G6-3	B FA 87 D SL 81 X FA 89 2-0 16 2B 1-3 2B			B FA 92 B CU 75 B FA 93 C FA 93 X FA 92 3-1 ① F8		B SL 86 S SL 86 B SL 88 X FA 95 2-1 ③ P3		5	1	1	0	0	0	1
16 Brian McCann, L (1, 2) OBP: 0.320, SLG: 0.458		X FA 87 0-0 ① L7			C FA 88 X FA 88 0-1 ① F8	C SL 78 F FA 89 D SL 81 X FA 90 1-2 2B 2-H 3-H 2B		B FA 92 X FA 92 1-0 ② F8			S FA 91 F FA 91 X CU 76 0-2 ① F7	5	1	1	2	0	0	0
7 Jeff Francoeur, R (1, 9) OBP: 0.335, SLG: 0.432		C FA 86 C FA 88 B CU 76 B FA 91 B FA 89 X FA 88 3-2 ② P5			F FA 88 B CH 79 F CU 73 B FA 89 X SL 81 2-2 2 3B 1B	F FA 88 F FA 87 X CH 77 1-1 ② P4		B FA 92 F FA 92 B CU 76 X CU 74 2-1 ③ P6			C CU 75 B FC 88 C FC 89 S CU 78 1-3 ② K	5	1	1	0	0	1	1
2 Kelly Johnson, L (1, 4) OBP: 0.389, SLG: 0.478 Wilfredo Ledezma, L (11, 1)		F FA 89 S SL 82 B SL 83 F FA 89 F CH 80 B SL 82 X FA 89 2-2 ③ L7			X FA 87 0-0 1-H 1B 3B	C FA 95 B SL 82 B SL 79 F FA 97 F SL 79 F FA 96 F SL 81 F SL 82 H FA 94 3-2 2B HBP			B FA 94 B FA 93 C FA 92 F FA 91 F FA 94 X FA 96 2-2 ① G4-3		B FA 92 C FA 92 B CU 78 X FA 92 2-1 ③ F7	4	2	1	1	0	0	0
Julio Franco, R (1, 3) OBP: 0.319, SLG: 0.286			C S C 0-3 ① K		X SL 82 0-0 G2-3 3-H 1B	S SL 83 C SL 82 B FA 94 D CU 83 F SL 84 X FA 96 2-2 1-H 2-H 2B			C FS 86 F FS 85 B FA 98 X FS 86 1-2 ② G6-3			4	0	2	3	0	1	0
37 Jo-Jo Reyes, L (1, 1) OBP: 1.000, SLG: 1.000 Scott Thorman, L (6, PH) 54 Chad Paronto, R (6, 1) 23 Matt Diaz, R (6, PH) OBP: 0.000, SLG: 0.667 Tyler Yates, R (6, 1) 58 Peter Moylan, R (7, 1) 19 Yunel Escobar, R (8, PH) OBP: 0.000, SLG: 0.000 39 Rafael Soriano, R (8, 1) Chris Woodward, R (11, 4) OBP: 0.000, SLG: 0.000			X FA 87 0-0 ② F7		X CH 78 0-0 ② G2-3 1-2	S SL 82 X SL 82 0-1 ③ F8			B FA 96 F CH 84 B FA 96 B FS 83 B FA 94 4-1 S 1B BB			1 1 0 1 0 0 0 0 0	0 0 0 0 0 0 1 0 0	0 0 0 0 0 0 0 1 0	0 0 0 0 0 0 0 0 0	0 0 0 0 0 1 0 0 0	0 1 1 0 1 0 0 0 0	0 0 1 1 0 0 0 0 0
Inning Stats	R: 0 H: 0 E: 1 LOB: 1 K: 0 BB: 0 S: 11 P: 18	R: 0 H: 0 E: 0 LOB: 0 K: 0 BB: 0 S: 9 P: 14	R: 0 H: 0 E: 0 LOB: 0 K: 1 BB: 0 S: 7 P: 8	R: 0 H: 0 E: 0 LOB: 0 K: 0 BB: 0 S: 9 P: 12	R: 2 H: 3 E: 0 LOB: 1 K: 0 BB: 0 S: 9 P: 11	R: 4 H: 4 E: 0 LOB: 1 K: 0 BB: 0 S: 22 P: 33	R: 0 H: 1 E: 0 LOB: 0 K: 1 BB: 0 S: 12 P: 15	R: 0 H: 0 E: 0 LOB: 0 K: 0 BB: 0 S: 5 P: 11	R: 1 H: 1 E: 0 LOB: 0 K: 0 BB: 1 S: 13 P: 23	R: 0 H: 0 E: 0 LOB: 0 K: 0 BB: 0 S: 8 P: 14	R: 0 H: 0 E: 0 LOB: 0 K: 1 BB: 0 S: 8 P: 11	1B: 5 2B: 4 3B: 1 HR: 0	SF: 0 SAC: 0 DP: 1 HBP: 1	WP: 0 PB: 0 SB: 2 CS: 2	PA: 44			

PITCHER		IP	WLS	BF	H	R	ER	SO	BB	IBB	HBP	BLK	WP	HR	S	P	ERA	WHIP
50 Yusmeiro Petit, R ERA: 3.44	(1, 1)	5.2		24	6	5	5	1	0	0	0	0	0	0	55	79	7.94	1.059
37 Juan Cruz, R ERA: 2.93	(6, 1)	0.1	H	3	1	1	1	0	0	0	1	0	0	0	12	17	27.00	3.000
Brandon Lyon, R ERA: 2.52	(7, 1)	2.0	H	6	1	0	0	1	0	0	0	0	0	0	17	26	0.00	0.500
Jose Valverde, R ERA: 2.63	(9, 1)	1.0	B	4	1	1	1	0	1	0	0	0	0	0	13	23	9.00	2.000
31 Edgar Gonzalez, R ERA: 5.18	(10, 1)	2.0	W	6	0	0	0	1	0	0	0	0	0	0	16	25	0.00	0.000

PITCHER	IP	WLS	BF	H	R	ER	SO	BB	IBB	HBP	BLK	WP	HR	S	P	ERA	WHIP

TOP

Atlanta Braves @ Arizona Diamondbacks

Chase Field, Phoenix, AZ

Fri Jul 27 2007, 6:40 PM MST

Att. 27,163 - Roof Closed - 79 F

livebaseballscorecards.com

AB	41
R	7
H	9
RBI	7
BB	1
SO	3
LOB	8

Atlanta Braves @ Arizona Diamondbacks

Chase Field, Phoenix, AZ

Fri Jul 27 2007, 6:40 PM MST

Att. 27,163 - Roof Closed - 79 F

livebaseballscorecards.com

BOTTOM

Batter	1	2	3	4	5	6	7	8	9	10	11	AB	R	H	RBI	BB	SO	LOB
24 Chris Young, R (1, 8) OBP: 0.291, SLG: 0.443	C FA 89 F FA 90 B SL 81 F CU 77 X FA 93 1-2 22 G6-3 2B	B SL 80 D CH 84 B FA 90 B FA 90 4-0 1 2B 1-2 BB		B SL 81 X FA 88 1-0 HR		S SL 90 F FA 98 B FA 97 B FA 90 B SL 90 S SL 90 3-3 ③ K		B SL 77 B SL 78 B FA 94 B FA 93 4-0 BB				3	2	2	1	2	1	0
1 Orlando Hudson, S (1, 4) OBP: 0.371, SLG: 0.443	B FA 90 X FA 84 1-0 ① G5-3	B FA 89 F FA 91 D FA 84 B FA 90 X FA 89 3-1 22 HR 1-H 2-H 2B		B FA 88 B SL 80 F FA 87 B CH 82 B FA 89 4-1 BB			B FA 97 B FA 95 X FA 96 2-0 34 WP 22 1B 27 FC4-2 1B	B FA 95 C FA 94 B FA 94 F FA 93 B SL 79 F FA 95 C FA 94 3-3 ②③ K 2-3				4	1	2	2	1	1	3
22 Eric Byrnes, R (1, 7) OBP: 0.372, SLG: 0.505	D SL 83 C SL 81 S FA 85 B SL 80 F FA 85 X FA 91 2-2 ② G6-3 2-3	C FA 90 B CH 84 X FA 91 1-1 2-H HR		X FA 89 0-0 ③ P4			C FA 97 B FA 96 B SL 89 X SL 89 2-1 27 FC4-2 34 WP 1-2 1B		F X 0-1 ① P2			5	1	2	2	0	0	2
34 Conor Jackson, R (1, 3) OBP: 0.368, SLG: 0.423 Jose Valverde, R (9, 1) Jeff DaVanon, S (9, PH) OBP: 0.333, SLG: 0.211 31 Edgar Gonzalez, R (10, 1) OBP: 0.231, SLG: 0.231	B FA 90 B CU 79 X CH 84 2-0 ③ G4-3	B FA 90 C FA 90 X FA 90 1-1 ③ G5-3			B FA 89 X FA 90 1-0 19 CS 2B		B FA 96 I IN 72 I IN 75 I IN 77 4-0 27 FC4-2 1-2 2-3 IBB		B FA 97 B FA 96 B FA 96 C FA 94 B FA 96 4-1 27 CS BB			3 0 0 0	0 0 0 0	1 0 0 0	0 0 0 0	1 0 1 0	0 0 0 0	1 0 0 0
27 Mark Reynolds, R (1, 5) OBP: 0.315, SLG: 0.484		B FA 89 B FA 90 S FA 91 F SL 85 F CH 83 B FA 90 C FA 92 3-3 ① K	F FA 88 S FA 89 B CU 80 X FA 84 1-2 ① L8		T FA 89 F FA 90 S FA 91 0-3 ① K		X FA 92 0-0 ① FC4-2 1-2 2-3 3-Hf		F FA 96 B FA 96 S FA 97 S SL 86 1-3 ②③ K 1-2			5	0	0	0	0	3	5
19 Chris Snyder, R (1, 2) OBP: 0.330, SLG: 0.404 26 Miguel Montero, L (10, PH) OBP: 0.309, SLG: 0.386 (11, 2)		C CU 72 B CH 84 B FA 92 S CH 84 B SL 85 F FA 92 X FA 91 3-2 6 HR 2B	B FA 90 B CU 72 X FA 90 2-0 ② G5-3		B FA 89 B SL 81 B FA 90 B FA 91 4-0 ② 2-3 BB		C FA 93 F FA 93 S SL 77 0-3 ② K			B FA 95 B FA 94 S FA 94 S FA 95 F FA 96 X FA 95 2-2 ① P5		3 1	1 0	1 0	0 0	1 0	1 0	3 0
6 Stephen Drew, L (1, 6) OBP: 0.304, SLG: 0.377		X FA 92 0-0 2-H HR	C FA 91 B SL 81 S SL 81 S SL 80 1-3 ③ K		S FA 88 F FA 88 F SL 82 B FA 90 B CH 80 F FA 90 B FA 90 X SL 80 3-2 ③ F9		F FA 93 X FA 94 0-1 ③ G3-1			B FA 95 B FA 94 F S FA 95 F FA 95 X FA 96 2-2 ② L7		5	1	1	2	0	1	4
7 Carlos Quentin, R (1, 9) OBP: 0.297, SLG: 0.343		X FA 90 0-0 ② P4		B FA 87 X FA 87 1-0 ① F9		B FA 96 S SL 90 X FA 91 1-1 ① G5-3		C FA 93 H SL 76 1-1 1 CS G6-3 HBP		B FA 96 F FA 95 F FA 95 F SL 85 S SL 86 1-3 ③ K		4	0	0	0	0	1	0
50 Yusmeiro Petit, R (1, 1) OBP: 0.100, SLG: 0.100 37 Juan Cruz, R (6, 1) 18 Chad Tracy, L (6, PH) OBP: 0.344, SLG: 0.445 Brandon Lyon, R (7, 1) Tony Clark, S (8, PH) OBP: 0.289, SLG: 0.492 (9, 3)		B FA 89 C FA 90 F FA 90 B CH 84 F FA 92 F FA 90 B FA 90 X FA 91 3-2 24 BB 1 2B 1B		X FA 88 0-0 ② G6-3		C FA 97 X FA 97 0-1 ② G3-1		C FA 92 S FA 92 1 SAFE X FA 93 0-2 ① G6-3 1-2			C FA 94 S CH 83 B FA 94 B CH 84 X CH 84 2-2 HR	2 0 1 0 2	1 0 0 0 1	1 0 0 0 1	0 0 0 0 1	0 0 0 0 0	0 0 0 0 0	0 0 0 0 1
Inning Stats	R: 0 E: 0 K: 0 S: 10 H: 1 LOB: 1 BB: 0 P: 16	R: 6 E: 0 K: 1 S: 21 H: 5 LOB: 0 BB: 1 P: 39	R: 0 E: 0 K: 1 S: 7 H: 0 LOB: 0 BB: 0 P: 11	R: 1 E: 0 K: 0 S: 5 H: 1 LOB: 1 BB: 1 P: 11	R: 0 E: 0 K: 1 S: 9 H: 1 LOB: 1 BB: 1 P: 17	R: 0 E: 0 K: 1 S: 7 H: 0 LOB: 0 BB: 0 P: 11	R: 0 E: 0 K: 1 S: 9 H: 2 LOB: 3 BB: 1 P: 17	R: 0 E: 0 K: 1 S: 8 H: 0 LOB: 2 BB: 1 P: 16	R: 0 E: 0 K: 1 S: 6 H: 0 LOB: 0 BB: 1 P: 11	R: 0 E: 0 K: 1 S: 12 H: 0 LOB: 0 BB: 0 P: 17	R: 1 E: 0 K: 0 S: 3 H: 1 LOB: 0 BB: 0 P: 5	1B: 3 2B: 5 3B: 0 HR: 4	SF: 0 SAC: 0 DP: 1 HBP: 1	WP: 1 PB: 0 SB: 0 CS: 3	PA: 45			

	AB	38
	R	8
	H	11
	RBI	8
	BB	6
	SO	8
	LOB	19

PITCHER		IP	WLS	BF	H	R	ER	SO	BB	IBB	HBP	BLK	WP	HR	S	P	ERA	WHIP
37 Jo-Jo Reyes, L ERA: 8.2	(1, 1)	4.0		21	7	7	7	2	2	0	0	0	0	3	43	77	15.75	2.250
54 Chad Paronto, R ERA: 3.57	(5, 1)	1.0		4	1	0	0	1	1	0	0	0	0	0	9	17	0.00	2.000
Tyler Yates, R ERA: 5.11	(6, 1)	1.0		6	2	0	0	1	0	1	0	0	1	0	10	22	0.00	2.000
58 Peter Moylan, R ERA: 2.08	(7, 1)	2.0		7	0	0	0	2	1	0	1	0	0	0	14	22	0.00	0.500
39 Rafael Soriano, R ERA: 3.52	(9, 1)	2.0		6	0	0	0	2	1	0	0	0	0	0	18	28	0.00	0.500

PITCHER		IP	WLS	BF	H	R	ER	SO	BB	IBB	HBP	BLK	WP	HR	S	P	ERA	WHIP
Wilfredo Ledezma, L ERA: 5.4	(11, 1)	0.0	L	1	1	1	1	0	0	0	0	0	0	1	3	5	∞	∞

Batter	1	2	3	4	5	6	7	8	9	10	AB	R	H	RBI	BB	SO	LOB
19 Yunel Escobar, R (1, 4) OBP: 0.354, SLG: 0.390	B CH 82 X FC 80 1-0 L8		B FA 83 C CH 81 B CU 68 X CH 76 2-1 1B	D FC 83 F FA 84 X FA 86 1-1 FC4-6 1-2f			B CH 78 X FA 85 1-0 G1-3			B FA 97 X FA 97 1-0 G6-3	5	0	1	0	0	0	2
11 Edgar Renteria, R (1, 6) OBP: 0.387, SLG: 0.478	B FC 80 C FC 80 F CU 67 B FC 81 B FC 79 S FA 84 3-3 K		1 SAFE 1 SAFE B CU 66 C CH 77 B CU 68 F FA 84 1 SAFE 1 SAFE B FC 82 3-2 X FC 82 F8		B FC 80 X FA 82 1-0 10 G5-4-3 1B			F FA 97 B SL 86 F FA 96 B SL 86 S SL 89 2-3 K		C FA 97 B SL 85 B SL 83 C SL 82 F FA 96 C FA 96 2-3 K	5	0	1	0	0	3	1
10 Chipper Jones, S (1, 5) OBP: 0.431, SLG: 0.587	C FA 84 X CH 76 0-1 G6-3			B FA 84 B FC 82 C FC 80 B CH 77 C SL 80 F FA 83 B FC 81 4-2 7 BB 23 2B BB	F FC 80 B CU 67 F CH 76 B FA 85 X FC 81 2-2 G5-4-3 1-2f			X FA 95 0-0 1B 1B			3	1	1	0	1	0	1
Andruw Jones, R (1, 8) OBP: 0.316, SLG: 0.420		C FA 82 B CH 76 B FC 80 C CH 76 X CU 68 2-2 G6-3		F FC 80 B CU 67 B CU 66 S FC 81 C FA 85 2-3 K	B CU 68 B CU 67 S FC 82 B FC 82 X FC 82 3-1 P4			C SL 87 X CH 88 0-1 7 G5-4-3 1-2 1B			4	0	1	0	0	1	1
7 Jeff Francoeur, R (1, 9) OBP: 0.336, SLG: 0.433		B CH 78 B FC 83 B FC 80 C FA 83 X FC 80 3-1 23 F8 2B		B CH 78 D CH 78 F FC 81 1 SAFE S CU 67 D CH 78 B FC 83 4-2 23 2B 1-2 BB		F CH 75 B FA 85 F CU 66 T FA 87 1-2		S SL 85 X SL 88 0-1 G5-4-3 1-2f			3	1	1	0	1	1	2
23 Matt Diaz, R (1, 7) OBP: 0.368, SLG: 0.468		B CH 77 B FC 81 X CH 76 2-0 F8 2-3		S FC 81 B FC 80 B CH 79 S FC 81 X CU 67 2-2 16 G4-3 29 1B 1-H 2-H 2B		S FC 76 C FC 81 B FA 87 S FC 82 1-3			B FA 95 S CH 84 F SL 80 S SL 86 1-3		4	1	1	2	0	2	1
16 Brian McCann, L (1, 2) OBP: 0.317, SLG: 0.452		B CU 68 D CH 77 B FC 80 F FA 83 F CH 77 C FC 82 3-3 K		B FC 79 F FC 81 D FC 82 F CU 69 F FC 79 F CH 77 X FC 83 2-2 G4-3 2-3		B FA 85 F FA 85 T FA 85 X FA 85 1-2 F8			B CH 86 B FA 95 F FA 95 X CH 88 2-1 G4-3		4	0	0	0	0	1	2
Julio Franco, R (1, 3) OBP: 0.316, SLG: 0.275			C FC 79 B CH 74 X FC 80 1-1 G3 I IN 59 I IN 65 I IN 70 I IN 69 4-0 29 1B IBB				C FC 78 B FC 78 B FC 81 F CH 77 F FA 86 S FC 84 2-3 K		B FA 96 C CH 86 F SL 88 F FA 96 B FA 92 F SL 89 C SL 88 2-3 K		3	0	0	0	1	2	0
29 John Smoltz, R (1, 1) OBP: 0.121, SLG: 0.152 58 Peter Moylan, R (8, 1) Oscar Villarreal, L (9, 1) 2 Kelly Johnson, L (10, PH) OBP: 0.388, SLG: 0.477 Tyler Yates, R (10, 1) 54 Chad Paronto, R (10, 1)			C SL 81 B FA 83 F SL 82 X CU 66 1-2 G1	X FC 82 0-0 19 FC4-6 1-2 3-H 1B			F FA 85 B CH 78 B FA 86 B FC 83 C FA 84 X FC 81 3-2 G6-3			C FA 97 B FA 96 B CH 83 F FA 96 C SL 82 2-3 K	3 0 0 0 1 0	0 0 0 0 0 0	1 0 0 0 0 0	1 0 0 0 0 0	0 0 0 0 1 0	0 0 0 0 0 0	0 0 0 0 0 0
Inning Stats	R: 0 E: 0 K: 1 S: 6 H: 0 LOB: 0 BB: 0 P: 10	R: 0 E: 0 K: 1 S: 9 H: 1 LOB: 1 BB: 0 P: 19	R: 0 E: 0 K: 0 S: 10 H: 1 LOB: 1 BB: 0 P: 17	R: 3 E: 0 K: 1 S: 19 H: 2 LOB: 2 BB: 3 P: 38	R: 0 E: 0 K: 0 S: 6 H: 1 LOB: 0 BB: 0 P: 12	R: 0 E: 0 K: 2 S: 9 H: 0 LOB: 0 BB: 0 P: 12	R: 0 E: 0 K: 1 S: 8 H: 0 LOB: 0 BB: 0 P: 14	R: 0 E: 0 K: 1 S: 8 H: 2 LOB: 1 BB: 0 P: 10	R: 0 E: 0 K: 2 S: 10 H: 0 LOB: 0 BB: 0 P: 15	R: 0 E: 0 K: 2 S: 8 H: 0 LOB: 0 BB: 0 P: 13	1B: 5 2B: 2 3B: 0 HR: 0	SF: 0 SAC: 0 DP: 2 HBP: 0	WP: 0 PB: 0 SB: 0 CS: 0	PA: 38			

PITCHER		IP	WLS	BF	H	R	ER	SO	BB	IBB	HBP	BLK	WP	HR	S	P	ERA	WHIP
49 Doug Davis, L ERA: 4.11	(1, 1)	7.0		28	5	3	3	6	2	1	0	0	0	0	67	122	3.86	1.000
56 Ramon Pena, R ERA: 1.95	(8, 1)	2.0		7	2	0	0	3	0	0	0	0	0	0	18	25	0.00	1.000
37 Juan Cruz, R ERA: 2.85	(10, 1)	1.0	W	3	0	0	0	2	0	0	0	0	0	0	8	13	0.00	0.000

PITCHER	IP	WLS	BF	H	R	ER	SO	BB	IBB	HBP	BLK	WP	HR	S	P	ERA	WHIP

TOP

Atlanta Braves @ Arizona Diamondbacks

Chase Field, Phoenix, AZ

Sat Jul 28 2007, 12:55 PM MST
Att. 33,686 - Roof Closed - 79 F

livebaseballscorecards.com

AB	35
R	3
H	7
RBI	3
BB	3
SO	11
LOB	10

Batter	1	2	3	4	5	6	7	8	9	10	AB	R	H	RBI	BB	SO	LOB
24 Chris Young, R (1, 8) OBP: 0.295, SLG: 0.453	C FA 93 S SL 86 B FC 88 B CU 77 B FA 92 X SL 85 3-2 HR		C FA 93 X FA 93 0-1 1 1B 22 SF8 1B		B SL 84 F FA 93 B FA 92 X FA 93 2-1 ① F8		S SL 88 B SL 87 F FA 93 X FA 92 1-2 ③ G6-3			B FA 96 B FA 96 B FA 97 B FA 96 4-0 1 SH5-4 34 1B BB	4	3	2	1	1	0	1
1 Orlando Hudson, S (1, 4) OBP: 0.370, SLG: 0.441	C FA 93 F CU 78 B FA 93 B CU 79 X FA 93 2-2 ① G4-3		X FA 92 0-0 34 2B 1-3 1B		C FA 93 B FS 86 C CH 86 B FS 85 B CH 86 C FA 93 3-3 ② K			B FA 92 C FA 92 C SL 77 F FA 94 F SL 79 F FA 95 B SL 78 F FA 93 X FA 95 2-2 ① G6-3		B FA 95 X FA 96 1-0 ① SH5-4 1-2	4	1	1	0	0	1	0
22 Eric Byrnes, R (1, 7) OBP: 0.370, SLG: 0.501	C SL 87 F SL 87 C FA 93 0-3 ② K		X SL 87 0-0 ② SF8 3-H		S FA 94 B FA 93 B FA 93 S SL 86 B FA 93 F SL 86 X FA 93 3-2 ③ P4			B FA 95 B FA 95 X FA 94 2-0 ② G6-3		B FA 96 I IN 75 I IN 75 I IN 73 4-0 34 1B IBB	3	0	0	1	1	1	0
34 Conor Jackson, R (1, 3) OBP: 0.372, SLG: 0.430	X 0-0 1B		1 SAFE B SL 85 X SL 86 1-0 1-H 2B			C FA 92 B FA 92 X FA 88 1-1 ① P3		B SL 80 F SL 95 X FA 95 1-1 ③ G3		X FA 89 0-0 1-2 2-H 1B	5	0	3	2	0	0	0
6 Stephen Drew, L (1, 6) OBP: 0.301, SLG: 0.373	B SL 84 X FA 92 1-0 ③ G1-3		C CH 82 F SL 87 X CH 86 0-2 ③ G3			B FA 93 X FA 93 1-0 ② F7			C FA 92 B FA 92 B CH 86 X CH 86 2-1 ① F7		4	0	0	0	0	0	2
27 Mark Reynolds, R (1, 5) OBP: 0.314, SLG: 0.477	S FA 92 B CU 80 S SL 86 C FA 92 1-3 ① K		C FA 93 C FA 94 F FC 89 B CU 80 C FA 94 1-3 ① K			C FC 88 S FA 91 F SL 87 B FA 93 F SL 85 X FA 92 1-2 ③ F9			B FA 93 S FA 92 B FA 94 B SI 88 B FA 93 4-1 7 1B BB	3	0	0	0	1	2	0
19 Chris Snyder, R (1, 2) OBP: 0.330, SLG: 0.408 Tony Clark, S (9, PH) OBP: 0.287, SLG: 0.489 37 Juan Cruz, R (10, 1)	B SL 87 S SL 86 C FA 93 B CU 78 X SL 87 2-2 ② G5-3		C FC 88 B FA 93 B FA 93 S FA 93 X CU 78 2-2 2B				B SL 85 C SL 85 C FA 94 S SL 87 1-3 ① K		F FA 92 S CH 85 B CH 79 1 SAFE S CH 84 1-3 ② K	3 1 0	0 0 0	1 0 0	0 0 0	0 0 0	1 1 0	0 1 0
7 Carlos Quentin, R (1, 9) OBP: 0.296, SLG: 0.341	C FA 93 B FA 93 X SL 86 1-1 ③ P2				B FA 94 S B SL 88 B FC 88 C FA 92 S SL 88 3-3 ② K		B FC 87 X FA 92 1-0 ② G1-3		X FA 92 0-0 1-2 1B	4	0	1	0	0	1	1
49 Doug Davis, R (1, 1) OBP: 0.108, SLG: 0.083 18 Chad Tracy, L (7, PH) OBP: 0.347, SLG: 0.452 56 Ramon Pena, R (8, 1) OBP: 0.333, SLG: 0.333 26 Miguel Montero, L (9, PH) OBP: 0.307, SLG: 0.383 (10, 2)			X FA 91 0-0 ① F9		B SL 85 C FA 92 X FA 92 1-1 ③ G5-3		B FA 92 B CH 84 B FA 92 C FA 92 X SL 86 3-1 2B		S CH 86 S CH 85 B CH 81 D CH 87 X FA 95 2-2 ③ G4-3	2 1 0 1	0 0 0 0	0 1 0 0	0 0 0 0	0 0 0 0	0 0 0 0	1 0 0 2
Inning Stats	R: 1 H: 2 E: 0 LOB: 1 K: 1 BB: 0 S: 11 P: 17	R: 0 H: 0 E: 0 LOB: 0 K: 1 BB: 0 S: 8 P: 12	R: 2 H: 3 E: 0 LOB: 1 K: 0 BB: 0 S: 9 P: 10	R: 0 H: 1 E: 0 LOB: 1 K: 2 BB: 0 S: 12 P: 19	R: 0 H: 0 E: 0 LOB: 0 K: 1 BB: 0 S: 9 P: 17	R: 0 H: 0 E: 0 LOB: 0 K: 0 BB: 0 S: 8 P: 11	R: 0 H: 1 E: 0 LOB: 1 K: 1 BB: 0 S: 9 P: 15	R: 0 H: 0 E: 0 LOB: 0 K: 0 BB: 0 S: 10 P: 15	R: 0 H: 1 E: 0 LOB: 2 K: 1 BB: 1 S: 10 P: 19	R: 1 H: 1 E: 0 LOB: 2 K: 0 BB: 2 S: 2 P: 11	1B: 5 2B: 3 3B: 0 HR: 1	SF: 1 SAC: 1 DP: 0 HBP: 0					

PITCHER		IP	WLS	BF	H	R	ER	SO	BB	IBB	HBP	BLK	WP	HR	S	P	ERA	WHIP
29 John Smoltz, R ERA: 2.84	(1, 1)	7.0		28	7	3	3	6	0	0	0	0	0	1	66	101	3.86	1.000
58 Peter Moylan, R ERA: 2.04	(8, 1)	1.0		3	0	0	0	0	0	0	0	0	0	0	10	15	0.00	0.000
Oscar Villarreal, R ERA: 3.7	(9, 1)	1.0		5	1	0	0	1	1	0	0	0	0	0	10	19	0.00	2.000
Tyler Yates, R ERA: 5.28	(10, 1)	0.1	L	3	0	1	1	0	1	1	0	0	0	0	1	10	27.00	3.000
54 Chad Paronto, R ERA: 3.57	(10, 1)	0.0		1	1	0	0	0	0	0	0	0	0	0	1	1	∞	∞

PITCHER IP WLS BF H R ER SO BB IBB HBP BLK WP HR S P ERA WHIP

BOTTOM

Atlanta Braves @ Arizona Diamondbacks

Chase Field, Phoenix, AZ

Sat Jul 28 2007, 12:55 PM MST

Att. 33,686 - Roof Closed - 79 F

livebaseballscorecards.com

AB	35
R	4
H	9
RBI	4
BB	3
SO	7
LOB	8

WP: 0 PA: 40
PB: 0
SB: 0
CS: 0

Atlanta Braves @ Arizona Diamondbacks

Chase Field, Phoenix, AZ

Sun Jul 29 2007, 1:40 PM MST

Att. 30,588 - Roof Closed - 75 F

TOP

livebaseballscorecards.com

Batter	1	2	3	4	5	6	7	8	9	AB	R	H	RBI	BB	SO	LOB
Willie Harris, L (1, 7) OBP: 0.399, SLG: 0.429 (6, 8)	C FA 82 B CH 76 B FA 84 B FA 84 B FA 82 4-1 11 2B 10 SF7 BB	F SL 78 F FA 85 H CU 69 1-2 10 2B 1-2 2-3 HBP		B CH 82 F FA 82 B CH 75 S CH 76 B CH 82 F CU 74 B FA 85 4-2 11 1B 10 SF7 BB	B CH 86 C FA 95 F CU 78 F FA 96 B FA 96 D CU 81 X FA 94 3-2 ③ G6-3		C FA 90 X FC 85 0-1 19 1B 2B		F FA 91 X FA 92 0-1 2B	3	4	2	0	2	0	1
11 Edgar Renteria, R (1, 6) OBP: 0.388, SLG: 0.482 19 Yunel Escobar, R (5, 6) OBP: 0.360, SLG: 0.403	X FA 83 0-0 1-3 HR 2B	F SL 79 B FA 85 B SL 78 X CU 64 2-1 ② F6		B CH 78 X FA 83 1-0 G5-4-3 1-3 1B		X FA 93 0-0 2B 2B	D CU 76 C FC 87 X FA 88 1-1 2-H 1B		C FA 87 F SL 83 D SL 82 X FA 92 1-2 ③ F9	3 3	1 1	2 2	0 1	0 0	0 0	3 1
10 Chipper Jones, S (1, 5) OBP: 0.430, SLG: 0.592 Chris Woodward, R (5, 5) OBP: 0.254, SLG: 0.315	X CH 75 0-0 ① SF7 3-H	X SL 81 0-0 WP 1-H 2-H 3-H 2B		C FA 84 B CU 65 X CU 67 1-1 ① SF7 3-H		B FA 96 X FA 93 1-0 23 F9 7 WP 2-H 2B	B FC 87 B CH 77 X FA 86 2-0 ② P6			1 2	0 1	1 1	5 1	0 0	0 0	0 1
Andruw Jones, R (1, 8) OBP: 0.319, SLG: 0.428 23 Matt Diaz, R (6, PH) OBP: 0.364, SLG: 0.464 (6, 7)	X FA 86 0-0 2-H HR	B SL 75 C FA 86 B CU 76 B CU 62 B SL 79 4-1 2-3 BB		X FA 84 0-0 ②③ G5-4-3 1-2f		D CH 87 X CU 78 1-0 ① F9 2-3	X FA 88 0-0 ③ G4-3			2 2	1 0	1 0	2 0	1 0	0 0	1 2
16 Brian McCann, L (1, 2) OBP: 0.315, SLG: 0.448	B FA 84 X CH 77 1-0 ② G4-3	B FA 85 C CH 76 X CU 66 1-1 ③ F7			C FA 95 S FA 96 F FA 97 X FA 95 0-2 7 2B 2 2B 1B	X CH 87 0-0 ② P6		X FA 90 0-0 ① F7		5	1	1	0	0	0	3
7 Jeff Francoeur, R (1, 9) OBP: 0.339, SLG: 0.440	C SL 78 B FA 86 C CU 83 B FA 84 X SL 78 2-2 ③ G4-3		S FA 84 S CU 65 F FA 84 B SL 78 X SL 78 1-2 2 G4-3 1B 2B		B CU 77 F FA 95 B FA 95 S FA 95 X CU 77 2-2 1-3 2 2B 2B	B FA 96 B CU 80 X FA 96 2-0 3-H 1B		C FA 90 X FA 90 0-1 ② G6-3		5	2	3	0	0	0	0
2 Kelly Johnson, L (1, 4) OBP: 0.386, SLG: 0.476		C FA 83 B FA 83 B CH 78 X CH 76 2-1 ① G3	F FA 85 B FA 84 B SL 78 B SL 79 X CU 67 3-1 ① G4-3 2-3		S FA 96 B FA 96 B FA 95 X FA 94 2-1 G4-3 2-H 3-H 2B	S FA 88 X FA 89 0-1 ③ F8		B CH 79 B FA 89 F FA 90 F FA 92 C FA 93 2-3 ③ K		5	0	1	2	0	1	2
Julio Franco, R (1, 3) OBP: 0.327, SLG: 0.289 Scott Thorman, L (7, PH) OBP: 0.262, SLG: 0.402 (7, 3)		C SL 77 X FA 84 0-1 HBP 15 1B 10 2B 1B	F SL 76 B FA 86 B CU 63 F FC 60 F SL 77 B FA 85 X CU 70 3-2 15 G5-4-3 3-H 1B		C FA 95 S FA 95 B FA 96 D CU 80 F FA 94 X FA 96 2-2 ① G4-3 2-3		C FA 90 B CH 80 X CH 80 1-1 HR		S FC 81 B FC 81 B FA 90 B SL 79 X FA 92 3-1 58 G6-4-3 1B	3 2	1 1	2 2	1 1	0 0	0 0	1 0
15 Tim Hudson, R (1, 1) OBP: 0.226, SLG: 0.235 57 Jose Ascanio, R (8, 1) 58 Peter Moylan, R (9, PH) Bob Wickman, R (9, 1)		X FA 83 0-0 HBP 10 2B 1-2 1B	B CH 75 S CU 76 X FA 84 1-1 ②③ G5-4-3 1-2f		F FA 94 B FA 96 C FA 94 B CU 77 F FA 94 F FA 94 F FA 96 S CU 78 2-3 ② K		B FA 89 F FA 90 X FA 86 1-1 ① G1-3		B FA 92 B FA 92 B FA 92 C FA 91 X FA 91 3-1 ①② G6-4-3 1-2f	4 0 1 0	1 0 0 0	1 0 0 0	0 0 0 0	1 0 0 0	0 0 0 0	2 0 1 0

| Inning Stats | | |

BOTTOM

Atlanta Braves @ Arizona Diamondbacks

Chase Field, Phoenix, AZ

Sun Jul 29 2007, 1:40 PM MST

Att. 30,588 - Roof Closed - 75 F

livebaseballscorecards.com

Batter	1	2	3	4	5	6	7	8	9	AB	R	H	RBI	BB	SO	LOB
24 Chris Young, R (1, 8) OBP: 0.294, SLG: 0.456	C FA 92 B FA 92 X FA 92 1-1 G5-3		F FA 92 B CH 80 B SL 88 S SL 86 C FA 94 2-3 K		C CH 81 C SL 78 F SL 80 X FA 92 0-2 G5-3			X FA 96 0-0 3B		4	0	1	0	0	1	0
1 Orlando Hudson, S (1, 4) OBP: 0.370, SLG: 0.440 11 Augie Ojeda, S (6, 4) OBP: 0.353, SLG: 0.426	B FA 92 C FA 93 S SI 92 X CH 84 1-2 F8		B CU 76 B CH 81 B FA 92 B FA 92 4-0 BB			X FA 91 0-0 G3-1		C FA 96 B FA 88 B CH 86 F FA 95 B FA 97 F FA 96 F FA 95 X FA 96 3-2 F9		1 2	0 0	0 0	0 0	1 0	0 0	0 1
22 Eric Byrnes, R (1, 7) OBP: 0.370, SLG: 0.506 Jeff DaVanon, S (6, 7) OBP: 0.308, SLG: 0.190	B FA 94 X FA 94 1-0 3B		B FA 93 B SL 87 C FA 94 X SL 87 2-1 L7			B FA 92 B FA 92 C FA 91 B FA 93 X FA 92 3-1 F7			B FA 90 F FA 90 X FA 91 1-1 F7	2 2	0 0	1 0	0 0	0 0	0 0	1 0
34 Conor Jackson, R (1, 3) OBP: 0.370, SLG: 0.427	F FA 92 C FC 87 F FA 93 F FA 95 S SL 87 0-3 K			X SL 86 0-0 G1-3		C FA 93 X CH 83 0-1 F8			C FA 91 B FA 93 F FA 92 B FA 90 B SL 82 X FA 91 3-2 1B	4	0	1	0	0	1	1
18 Chad Tracy, L (1, 5) OBP: 0.347, SLG: 0.451 45 Doug Slaten, L (9, 1) 19 Chris Snyder, R (9, PH) OBP: 0.329, SLG: 0.406		B FA 91 C FA 91 F FA 92 X FA 93 1-2 G6-3		B FA 92 X FA 92 1-0 1B			C FA 90 X CH 81 0-1 G3		B FA 90 X FA 91 1-0 F7	3 0 1	0 0 0	1 0 0	0 0 0	0 0 0	0 0 1	0 0 1
6 Stephen Drew, L (1, 6) OBP: 0.298, SLG: 0.368		C FA 92 S CH 83 S SL 87 0-3 K		B FA 93 S CH 82 F FA 93 B FS 84 S FC 89 2-3 K			B FA 91 B FA 91 F FA 91 X FA 92 2-1 G3-1		B FA 92 C SL 84 X FA 91 1-1 F8	4	0	0	0	0	2	2
7 Carlos Quentin, R (1, 9) OBP: 0.296, SLG: 0.341		X FA 92 0-0 1B		S FC 89 F FC 89 X CH 86 0-2 F9			C FA 91 X FA 92 0-1 G4-3			3	0	1	0	0	0	1
26 Miguel Montero, L (1, 2) OBP: 0.302, SLG: 0.376		X FA 92 0-0 G3			C FA 91 B CH 81 S CH 83 B FA 92 X FA 92 2-2 F7			X FA 94 0-0 P6		3	0	0	0	0	0	1
Livan Hernandez, R (1, 1) OBP: 0.196, SLG: 0.260 57 Dustin Nippert, R (5, 1) 31 Edgar Gonzalez, R (7, 1) OBP: 0.231, SLG: 0.231 27 Mark Reynolds, R (8, PH) OBP: 0.312, SLG: 0.474 (9, 5)			B FA 92 C FA 90 F FA 92 F FC 87 X FA 92 1-2 G6-3		F FA 92 S FA 92 S FC 88 0-3 K			B FA 96 S FA 95 S FA 95 B SL 83 F FA 95 S FA 96 2-3 K		1 1 0 1	0 0 0 0	0 0 0 0	0 0 0 0	0 0 0 0	0 1 0 1	0 0 0 0
Inning Stats	R: 0 E: 0 K: 1 S: 11 H: 1 LOB: 1 BB: 0 P: 14	R: 0 E: 0 K: 1 S: 8 H: 1 LOB: 1 BB: 0 P: 9	R: 0 E: 0 K: 1 S: 9 H: 0 LOB: 1 BB: 1 P: 18	R: 0 E: 0 K: 1 S: 8 H: 1 LOB: 1 BB: 0 P: 11	R: 0 E: 0 K: 1 S: 10 H: 0 LOB: 0 BB: 0 P: 12	R: 0 E: 0 K: 0 S: 5 H: 0 LOB: 0 BB: 0 P: 8	R: 0 E: 0 K: 0 S: 6 H: 0 LOB: 0 BB: 0 P: 8	R: 0 E: 0 K: 1 S: 11 H: 1 LOB: 1 BB: 0 P: 16	R: 0 E: 0 K: 0 S: 8 H: 1 LOB: 1 BB: 0 P: 14	1B: 3 2B: 0 3B: 2 HR: 0	SF: 0 SAC: 0 DP: 0 HBP: 0		WP: 0 PB: 0 SB: 0 CS: 0	PA: 33			

	AB	32
	R	0
	H	5
	RBI	0
	BB	1
	SO	6
	LOB	8

PITCHER		IP	WLS	BF	H	R	ER	SO	BB	IBB	HBP	BLK	WP	HR	S	P	ERA	WHIP
15 Tim Hudson, R ERA: 3.09	(1, 1)	7.0	W	25	3	0	0	5	1	0	0	0	0	0	57	80	0.00	0.571
57 Jose Ascanio, R ERA: 1.5	(8, 1)	1.0		4	1	0	0	1	0	0	0	0	0	0	11	16	0.00	1.000
Bob Wickman, R ERA: 4.21	(9, 1)	1.0		4	1	0	0	0	0	0	0	0	0	0	8	14	0.00	1.000

PITCHER	IP	WLS	BF	H	R	ER	SO	BB	IBB	HBP	BLK	WP	HR	S	P	ERA	WHIP

Houston Astros @ Atlanta Braves

Turner Field, Atlanta, GA

Tue Jul 31 2007, 7:35 PM EDT

Att. 32,315 - Partly Cloudy - 86 F

livebaseballscorecards.com

Batter	1	2	3	4	5	6	7	8	9	AB	R	H	RBI	BB	SO	LOB
Craig Biggio, R (1, 4) OBP: 0.286, SLG: 0.390	B FA 86 B FA 87 X FA 87 2-0 ① F7		B CH 78 B FA 88 C FA 87 F CH 79 F CH 78 F FA 90 F CH 79 X CH 77 2-2 ② F7		C FA 89 X FA 89 0-1 17 G4-3 2B 1-H 2-H		B SL 89 C FA 96 F SL 88 S SL 90 1-3 ② K			4	0	1	2	0	1	0
Mark Loretta, R (1, 3) OBP: 0.367, SLG: 0.380	C FA 89 F CH 77 B FA 90 C FA 89 1-3 ② K		F CH 78 X CH 78 0-1 ③ F7		B FA 89 X CH 78 1-0 ① G1-3		C SL 89 X FA 97 0-1 ③ G4-3			4	0	0	0	0	1	1
17 Lance Berkman, S (1, 9) OBP: 0.375, SLG: 0.445	S FA 90 X FA 90 0-1 HR			B FA 88 X CH 77 1-0 ① G4-3	F CH 78 B FA 91 B FA 90 X CH 78 2-1 ② G4-3 2-3			B FA 93 F FA 93 F FA 94 F FA 96 B FA 94 F FA 94 X FA 96 2-2 ① F7		4	1	1	1	0	0	1
45 Carlos Lee, R (1, 7) OBP: 0.351, SLG: 0.529	B FA 90 S CH 78 B FA 90 S CH 79 F FA 91 F CH 78 X CH 79 2-2 ③ G5-3			F FA 87 X CH 77 0-1 ② F7	X CH 79 0-0 ③ F7			F FA 96 B SL 86 F SL 83 X FA 96 1-2 ② F9		4	0	0	0	0	0	1
21 Ty Wigginton, R (1, 5) OBP: 0.331, SLG: 0.460 Brian Moehler, R (8, 1) OBP: 0.250, SLG: 0.250		X CH 76 0-0 16 S 1B		B FA 89 B FA 89 B CH 78 C FA 89 F FA 88 F FA 89 X CH 78 3-2 2B		F FA 92 C FA 93 S SL 78 0-3 ① K		X FA 95 0-0 ③ F8		4	0	2	0	0	1	0
										0	0	0	0	0	0	0
16 Jason Lane, R (1, 8) OBP: 0.208, SLG: 0.313		B FA 88 B FA 87 F FA 88 B FA 88 S FA 88 S FA 88 3-3 ① K 1-2		C FA 88 F CH 78 X CH 78 0-2 ③ G4-3		B CU 76 F FA 92 X FA 94 1-1 ② G5-3			B FA 94 C FA 94 C CH 86 B SL 82 S SL 81 2-3 ① K	4	0	0	0	0	2	2
Eric Bruntlett, R (1, 6) OBP: 0.405, SLG: 0.290		B FA 88 C FA 88 X CH 77 1-1 ② P3			B FA 87 B FA 87 C FA 86 S FA 86 B CH 77 B FA 87 4-2 1B 1B BB	B FA 95 B FA 94 B FA 93 B FA 93 4-0 E E4 BB			B FA 96 C FA 94 X CH 86 1-1 ② F7	2	1	0	0	2	0	1
Eric Munson, L (1, 2) OBP: 0.374, SLG: 0.500		B FA 89 F CH 77 F FA 89 F FA 90 F FA 90 B CH 79 X FA 90 2-2 ③ P5			B B X 2-0 1B 2B 1B 1-2	1 SAFE C FA 92 1 SAFE B FA 92 1 SAFE 1 SAFE B FA 93 X FA 93 2-1 ③ E4 1-H			B FA 95 C FA 94 B FA 88 X FA 95 2-1 ③ F8	4	1	1	0	0	0	2
43 Chris Sampson, R (1, 1) OBP: 0.154, SLG: 0.154 Chris Burke, R (5, PH) OBP: 0.313, SLG: 0.357 Mark McLemore, L (5, 1) Orlando Palmeiro, L (7, PH) OBP: 0.341, SLG: 0.286 Matt Albers, L (7, 1) OBP: 0.182, SLG: 0.182 Mike Lamb, L (8, 5) OBP: 0.378, SLG: 0.480			B FA 86 C C FA 86 S FA 89 1-3 ① K		C CH 77 B FA 89 X CH 76 1-1 1-2 2-H 2B 1B		X FA 96 0-0 ① G3			1	0	0	0	0	1	0
										1	1	1	1	0	0	0
										0	0	0	0	0	0	0
										1	0	0	0	0	0	0
										0	0	0	0	0	0	0
										0	0	0	0	0	0	0

AB	33
R	4
H	6
RBI	4
BB	2
SO	6
LOB	8

Inning Stats	1	2	3	4	5	6	7	8	9
	R: 1 E: 0 K: 1 S: 11	R: 0 E: 0 K: 1 S: 11	R: 0 E: 0 K: 1 S: 11	R: 0 E: 0 K: 0 S: 10	R: 3 E: 0 K: 0 S: 11	R: 0 E: 1 K: 1 S: 7	R: 0 E: 0 K: 1 S: 6	R: 0 E: 0 K: 0 S: 9	R: 0 E: 0 K: 1 S: 7
	H: 1 LOB: 0 BB: 0 P: 16	H: 1 LOB: 1 BB: 0 P: 17	H: 0 LOB: 0 BB: 0 P: 14	H: 1 LOB: 1 BB: 0 P: 14	H: 3 LOB: 1 BB: 1 P: 21	H: 0 LOB: 2 BB: 1 P: 14	H: 0 LOB: 0 BB: 0 P: 7	H: 0 LOB: 0 BB: 0 P: 12	H: 0 LOB: 0 BB: 0 P: 12

| | | | | | | | | | |

Batter	1	2	3	4	5	6	7	8	9	AB	R	H	RBI	BB	SO	LOB
Willie Harris, L (1, 7) OBP: 0.395, SLG: 0.424	C CH 86 X CU 76 0-1 ① F7		B CU 76 F CH 87 B CU 75 X CH 86 2-1 ① F7	B CU 76 C CH 80 X CH 82 1-1 1-2 1B		X SL 80 0-0 ③ F8		F FA 88 F CU 80 B SL 88 B CH 79 X FA 91 2-2 ① F7		5	0	1	0	0	0	1
11 Edgar Renteria, R (1, 6) OBP: 0.391, SLG: 0.483	S FA 88 X FA 88 0-1 10 G4-6-3 1B		C CU 75 X CH 87 0-1 10 1B SF9-2-6 1B	D FA 88 X SL 83 1-0 ③ F7			F FA 94 B FA 93 C FA 92 X CU 80 1-2 BB 10 BB 16 SF8 1B	C FA 91 X FA 90 0-1 E6 E 16 2B		5	3	3	0	0	0	2
10 Chipper Jones, S (1, 5) OBP: 0.430, SLG: 0.587	1 SAFE B CH 86 B CH 86 C CH 87 1 SAFE B FA 90 X CH 87 3-1 ②③ G4-6-3 1-2f		1 SAFE C CU 75 F FA 89 B SL 84 B CU 76 X CH 87 2-2 SF9-2-6 1-3 1B		X FA 88 0-0 ① G4-3		B CU 78 C CU 79 B FA 94 B CH 80 B FA 94 4-1 7 F8 BB 2 HR 1-2 BB	C CH 80 S FA 89 F SL 87 B SL 89 B CU 77 T FA 90 2-2 ② K		4	1	1	0	1	1	2
Andruw Jones, R (1, 8) OBP: 0.317, SLG: 0.425		B SL 83 B CH 87 F SL 85 X CU 76 2-1 ① F8	X SL 84 0-0 ②③ SF9-2-6 1-2 3-H		C CH 77 B FA 91 S CH 78 B CH 79 F CH 76 B SL 81 S CH 77 3-3 ② K		B CU 79 B FA 95 B FA 95 S FA 94 B FA 95 4-1 2 HR 1-2 2-3 BB	B SL 87 X SL 88 1-0 E6 16 2B 1-2		3	2	0	1	1	1	1
16 Brian McCann, L (1, 2) OBP: 0.316, SLG: 0.461		B FA 88 F FA 87 B FA 89 B FA 88 X FA 90 3-1 HR	C CU 76 B FA 88 X CH 83 1-1 ① G1-3	C SL 81 X SL 83 0-1 ③ F9			B CU 78 F CH 80 D FA 94 X CH 81 2-1 ① SF8 3-H	S SL 80 B FA 90 X CH 81 1-1 1-H 2-H 2B		4	1	2	4	0	0	0
7 Jeff Francoeur, R (1, 9) OBP: 0.342, SLG: 0.449		C SL 85 F SL 83 B FA 90 B FA 90 X CU 79 2-2 2 1B SF8 1B	B SL 83 C CH 82 F SL 84 F FA 88 B FA 89 X SL 87 2-2 2 HR 1B			S CH 77 F SL 80 F FA 90 B CH 79 B CH 78 X FA 90 2-2 HR	B FA 95 X CU 79 1-0 ② F8 2-3	F SL 88 F FA 91 S CU 80 0-3 ③ K		5	3	3	1	0	1	3
2 Kelly Johnson, L (1, 4) OBP: 0.392, SLG: 0.499		C FA 88 P PO 80 B CU 76 B CH 86 F FA 88 X FA 88 3-2 1-3 1B	C CH 82 B FA 88 B CU 76 1 SAFE 1 SAFE F CH 81 X FA 87 2-2 1-H HR			B FA 89 S FA 87 F FA 89 B SL 82 B FA 90 X FA 90 3-2 F9 1B	F CH 80 B FA 94 B CH 82 X FA 92 2-1 1-H 3-H HR			4	2	4	5	0	0	0
Julio Franco, R (1, 3) OBP: 0.324, SLG: 0.291		C FA 88 B FA 89 1 SAFE B SL 84 F FA 88 B FA 88 F SL 86 X SL 84 3-2 ② SF8 3-H	B CU 77 B CU 77 X FA 90 2-0 ② F9			X FA 86 0-0 ① F9 1-2 1B	B FA 95 B CU 78 F FA 94 X FA 94 2-1 1B			3	0	1	1	0	0	1
36 Chuck James, L (1, 1) OBP: 0.205, SLG: 0.189 58 Peter Moylan, R (6, 1) 23 Matt Diaz, R (6, PH) OBP: 0.383, SLG: 0.462 Tyler Yates, R (7, 1) 19 Yunel Escobar, R (7, PH) OBP: 0.358, SLG: 0.400 39 Rafael Soriano, R (8, 1) 57 Jose Ascanio, R (9, 1)		B FA 87 X CH 86 1-0 ③ G4-3	F FA 91 F CH 87 B CU 75 X CH 87 1-2 E6 1B			B CH 77 S FA 89 B FA 90 F CH 77 S CH 77 2-3 ② K	C FA 94 S CU 78 X FA 93 0-2 ③ G4-3			2 0 1 0 1 0 0	0 0 0 0 0 0 0	0 0 0 0 0 0 0	0 0 0 0 0 0 0	0 0 0 0 1 0 1	0 0 0 0 1 0 0	1 0 1 0 1 0 0
Inning Stats	R: 0 E: 0 K: 0 S: 6 H: 1 LOB: 0 BB: 0 P: 9	R: 2 E: 0 K: 0 S: 16 H: 3 LOB: 1 BB: 0 P: 29	R: 1 E: 0 K: 0 S: 8 H: 2 LOB: 0 BB: 0 P: 12	R: 2 E: 1 K: 0 S: 16 H: 3 LOB: 2 BB: 0 P: 26	R: 0 E: 0 K: 1 S: 7 H: 0 LOB: 0 BB: 0 P: 10	R: 1 E: 0 K: 1 S: 12 H: 2 LOB: 1 BB: 0 P: 19	R: 4 E: 0 K: 0 S: 15 H: 3 LOB: 1 BB: 2 P: 31	R: 2 E: 2 K: 2 S: 15 H: 1 LOB: 1 BB: 0 P: 21		1B: 10 2B: 2 3B: 0 HR: 4 SF: 3 SAC: 0 DP: 2 HBP: 0					WP: 0 PB: 0 SB: 0 CS: 0 PA: 42	

PITCHER		IP	WLS	BF	H	R	ER	SO	BB	IBB	HBP	BLK	WP	HR	S	P	ERA	WHIP
43 Chris Sampson, R ERA: 4.53	(1, 1)	4.0	L	20	9	5	5	0	0	0	0	0	0	2	46	76	11.25	2.250
Mark McLemore, L ERA: 6.52	(5, 1)	2.0		8	2	1	1	2	0	0	0	0	0	1	19	29	4.50	1.000
Matt Albers, R ERA: 5.57	(7, 1)	1.0		8	3	4	4	0	2	0	0	0	0	1	15	31	36.00	5.000
Brian Moehler, R ERA: 5.8	(8, 1)	1.0		6	1	2	0	2	0	0	0	0	0	0	15	21	0.00	1.000

PITCHER	IP	WLS	BF	H	R	ER	SO	BB	IBB	HBP	BLK	WP	HR	S	P	ERA	WHIP

BOTTOM

Houston Astros @ Atlanta Braves

Turner Field, Atlanta, GA

Tue Jul 31 2007, 7:35 PM EDT

Att. 32,315 - Partly Cloudy - 86 F

livebaseballscorecards.com

AB	37
R	12
H	15
RBI	12
BB	2
SO	4
LOB	13

Batter	1	2	3	4	5	6	7	8	9	AB	R	H	RBI	BB	SO	LOB
Chris Burke, R (1, 4) OBP: 0.311, SLG: 0.353	C FA 88 B FA 89 F FA 88 B FA 91 B FA 91 X FA 88 3-2 ① F7		C SL 90 D CU 80 B SL 87 X FA 92 2-1 ② SF8 3-H		B FA 89 F FA 89 F CU 77 B FA 92 F FA 90 X CU 78 2-2 ② F8		S CH 83 B FA 92 B CH 78 B CH 88 B FA 88 4-1 BB			2	0	0	1	1	0	0
Mark Loretta, R (1, 6) (8, 5) OBP: 0.362, SLG: 0.375	F FA 90 X CU 74 0-1 ② G5-3		F FA 91 C FA 91 X FA 91 0-2 ③ F8		F FA 89 B SL 79 X FA 88 1-1 ③ P5		C FA 91 X SL 85 0-1 ③ F9			4	0	0	0	0	0	2
17 Lance Berkman, S (1, 9) OBP: 0.377, SLG: 0.455 Eric Bruntlett, R (8, PH) OBP: 0.400, SLG: 0.286 (8, 6)	C FA 90 B CH 83 F FA 91 C FA 93 1-3 ③ K			X SL 86 0-0 HR		B FA 90 F CH 84 X FA 91 1-1 1B 21 SF7 1B		B FA 91 C FA 92 B FA 92 X FA 90 2-1 ① G4-3		3 1	2 0	2 0	1 0	0 0	1 0	0 0
45 Carlos Lee, R (1, 7) OBP: 0.350, SLG: 0.528 Luke Scott, L (7, 7) OBP: 0.340, SLG: 0.490		B FA 88 C FA 88 F SL 86 X FA 92 1-2 21 G6-3 1B		B FA 91 F FA 88 X CU 78 1-1 ① G4-3		C FA 92 S SL 86 X SL 82 0-2 ① P2		F FA 92 F SL 84 F FA 92 B SL 83 S SL 85 1-3 ② K		3 1	0 0	1 0	0 0	0 0	0 1	1 0
Mike Lamb, L (1, 3) OBP: 0.380, SLG: 0.478		B FA 89 C FA 88 D FA 89 X FA 90 2-1 ① F8		B FA 89 F CH 80 B CU 74 B FA 89 X FA 88 3-1 ② F8		B CH 83 F FA 91 B CH 84 B CH 84 X FA 91 3-1 1-3 1B		B SL 84 B FA 91 B FA 91 B FA 90 4-0 BB		3	0	1	0	1	0	1
21 Ty Wigginton, R (1, 5) (8, 9) OBP: 0.330, SLG: 0.458		B FA 90 X FA 90 1-0 ② ③ G6-3 1-2f		H FA 91 1-0 16 1B HBP		B FA 89 X FA 89 1-0 ② SF7 3-H		B FA 91 X FA 90 1-0 ③ G6-3		2	0	0	1	0	0	2
16 Jason Lane, R (1, 8) OBP: 0.218, SLG: 0.320			C FA 88 X CU 76 0-1 51 SH3 1B SF8 1B	C FA 90 B FA 90 X SL 86 1-1 1-2 1B		F FA 92 X SL 88 0-1 ③ G3			B FA 94 C FA 93 S FA 95 S FA 94 1-3 ① K	4	1	2	0	0	1	1
Brad Ausmus, R (1, 2) OBP: 0.316, SLG: 0.315			F FA 90 B FA 90 C FA 89 F FA 89 B FA 89 X FA 90 2-2 51 SH3 1-2 1B	C CU 75 F FA 91 S CU 79 0-3 ③ K			B CH 84 B FA 89 X FA 88 2-0 ① F8		X FA 93 0-0 ② G5-3	4	0	1	0	0	1	2
51 Wandy Rodriguez, S (1, 1) OBP: 0.182, SLG: 0.198 Orlando Palmeiro, L (5, PH) OBP: 0.337, SLG: 0.282 Matt Albers, L (5, 1) OBP: 0.182, SLG: 0.182 Trever Miller, R (6, 1) Craig Biggio, R (7, PH) OBP: 0.286, SLG: 0.389 23 Jason Jennings, L (7, 1) OBP: 0.200, SLG: 0.059 Brian Moehler, R (8, 1) OBP: 0.250, SLG: 0.250 Eric Munson, L (9, PH) OBP: 0.370, SLG: 0.494			C FA 88 C FA 89 B FA 92 B SL 87 B FA 90 X FA 89 3-2 ① SH3 1-2 2-3		C FA 88 B SL 88 X CU 71 1-1 ① G5-3		X CH 83 0-0 ② G2-3		F FA 96 X SL 78 0-1 ③ L6	0 1 0 0 1 0 0 1	0 0 0 0 0 0 0 0	0 0 0 0 0 0 0 0	0 0 0 0 0 0 0 0	0 0 0 0 0 0 0 0	0 0 0 0 0 0 0 0	0 0 0 0 0 0 0 0
Inning Stats	R: 0 E: 0 K: 1 S: 8 H: 0 LOB: 0 BB: 0 P: 12	R: 0 E: 0 K: 0 S: 6 H: 1 LOB: 0 BB: 0 P: 10	R: 1 E: 0 K: 0 S: 14 H: 2 LOB: 1 BB: 0 P: 21	R: 1 E: 0 K: 1 S: 10 H: 2 LOB: 2 BB: 0 P: 16	R: 0 E: 0 K: 0 S: 8 H: 0 LOB: 0 BB: 0 P: 12	R: 1 E: 0 K: 0 S: 10 H: 2 LOB: 1 BB: 0 P: 15	R: 0 E: 0 K: 0 S: 5 H: 0 LOB: 1 BB: 1 P: 11	R: 0 E: 0 K: 1 S: 7 H: 0 LOB: 1 BB: 1 P: 15	R: 0 E: 0 K: 1 S: 6 H: 0 LOB: 0 BB: 0 P: 7	1B: 6 2B: 0 3B: 0 HR: 1	SF: 2 SAC: 1 DP: 1 HBP: 1		WP: 0 PB: 0 SB: 0 CS: 0	PA: 36		

PITCHER		IP	WLS	BF	H	R	ER	SO	BB	IBB	HBP	BLK	WP	HR	S	P	ERA	WHIP
38 Buddy Carlyle, R ERA: 4.2	(1, 1)	5.0	W	20	5	2	2	2	0	0	1	0	0	1	46	71	3.60	1.000
Oscar Villarreal, R ERA: 3.73	(6, 1)	2.0		9	2	1	1	0	1	0	0	0	0	0	15	26	4.50	1.500
Ron Mahay, L ERA: 2.7	(8, 1)	1.0		4	0	0	0	1	1	0	0	0	0	0	7	15	0.00	1.000
26 Octavio Dotel, R ERA: 3.75	(9, 1)	1.0		3	0	0	0	1	0	0	0	0	0	0	6	7	0.00	0.000

PITCHER	IP	WLS	BF	H	R	ER	SO	BB	IBB	HBP	BLK	WP	HR	S	P	ERA	WHIP

TOP

Houston Astros @ Atlanta Braves

Turner Field, Atlanta, GA

Wed Aug 01 2007, 7:35 PM EDT
Att. 30,785 - Partly Cloudy - 87 F

livebaseballscorecards.com

AB	30
R	3
H	7
RBI	3
BB	2
SO	4
LOB	9

Houston Astros @ Atlanta Braves

Turner Field, Atlanta, GA

Wed Aug 01 2007, 7:35 PM EDT

Att. 30,785 - Partly Cloudy - 87 F

BOTTOM

Batter	1	2	3	4	5	6	7	8	9	AB	R	H	RBI	BB	SO	LOB
19 Yunel Escobar, R (1, 4) (7, 6) OBP: 0.365, SLG: 0.414	1-2 10 BB BB 2B; 2-0 1B			B FA 87 B FA 89 C FA 89 X FA 87 2-1 G6-3 ①		B FA 90 S FA 92 S FA 92 S CU 78 1-3 K ①	D SL 80 C SL 88 B SL 89 F SL 89 F FA 89 X SL 82 2-2 2 1B 1-3 F8-2 1B			5	1	3	2	0	1	0
11 Edgar Renteria, R (1, 6) OBP: 0.394, SLG: 0.490 2 Kelly Johnson, L (7, 4) OBP: 0.393, SLG: 0.500	4-2 BB 10 BB 1B BB; 2-3 K ③			B CH 82 X CH 81 1-0 HR		C FA 94 F FA 90 B FA 93 B FA 91 B FA 93 F FA 92 B FA 94 4-2 10 BB HR BB	S FA 88 X SL 82 0-1 1-3 3-H 1B			2	3	1	1	2	1	1
										1	0	1	1	0	0	0
10 Chipper Jones, S (1, 5) OBP: 0.433, SLG: 0.585 Chris Woodward, R (7, 5) OBP: 0.252, SLG: 0.312	C FA 91 B FA 91 D FA 84 B FA 85 B FA 91 4-1 1B BB 7 BB 1-2 2-3 BB	B FA 87 C FA 88 S CU 73 B FA 87 X CU 72 2-2 G4-3 ①		B CH 81 C FA 87 B FA 89 S FA 88 B CU 75 F FA 89 B FA 88 4-2 BB		B FA 92 D CU 79 B FA 92 C FA 94 B FA 93 4-1 1-2 HR BB	B FA 89 X SL 88 1-0 F8-2 ① ② 3-H			1	2	0	0	3	0	0
										1	0	0	0	0	0	2
Mark Teixeira, S (1, 3) OBP: 0.397, SLG: 0.531 26 Octavio Dotel, R (9, 1)	B CU 79 C FA 91 C FA 90 D CU 79 B FA 92 B FA 92 4-2 7 BB 23 2B 1B 1-2 2-3 3-H BB	S FA 86 B FA 88 C FA 88 B CU 75 F FA 88 X FA 88 2-2 G6-3 ②		C FA 86 F CU 75 S FA 89 0-3 K ②		B CH 79 C FA 93 B FA 93 X FA 93 2-1 1-H 2-H HR	B SL 88 B SL 89 C FA 88 C SL 82 F SL 82 D SI 89 S SL 89 3-3 K ③			4	2	1	4	1	2	2
										0	0	0	0	0	0	0
Andruw Jones, R (1, 8) OBP: 0.319, SLG: 0.425 Ron Mahay, L (8, 1) Scott Thorman, L (8, PH) (9, 3) OBP: 0.261, SLG: 0.400	F CU 75 C FA 91 B CU 79 B FA 90 F FA 91 B FA 91 F FA 91 X FA 91 3-2 7 BB 23 2B 1B 1-2 2-3 3-H	F CH 80 C FA 86 B FA 88 B FA 88 F CU 73 X CH 81 2-2 P4 ③		F FA 87 C FA 89 X FA 89 0-2 F7 ③		C CU 78 B CH 80 X CH 79 1-1 7 1B 1B		C CU 79 F FA 90 F SL 87 B FA 91 X CH 81 1-2 G4-3 ①		4	1	2	1	0	0	1
										0	0	0	0	0	0	0
										1	0	0	0	0	0	0
7 Jeff Francoeur, R (1, 9) OBP: 0.347, SLG: 0.451	S FA 90 B FA 89 F FA 90 B FA 90 D CU 75 B CU 76 4-2 23 2B 19 1B 1-2 2-3 3-H BB		C CU 72 B CU 74 X CH 78 1-1 G6-3 ①		B FA 92 B FA 92 F FA 93 X FA 94 2-1 16 G3-1 1B	X CH 80 0-0 1-2 1B		B FA 90 B FA 90 B FA 92 C FA 91 F FA 91 B FA 92 4-2 16 FC4-6 BB		3	1	2	1	2	0	0
16 Brian McCann, L (1, 2) OBP: 0.312, SLG: 0.454	C FA 90 B FA 90 D FA 84 B FA 89 F FA 92 T FA 90 3-2 K ①		F CH 81 C FA 90 F FA 88 F CU 73 X CU 76 0-2 G6-3 ②		C FA 91 X CH 80 0-1 G3-1 ① 1-2	B SL 77 F FA 86 F FA 85 F FA 87 B SL 77 X SL 77 2-2 F5 ②		X FA 90 0-0 FC4-6 ② 23 FC6-4 1-2f		5	0	0	0	0	1	7
23 Matt Diaz, R (1, 7) OBP: 0.364, SLG: 0.465	X FA 90 0-0 19 1B 1-3 2-H 3-H 2B		X CH 80 0-0 1B		X CU 77 0-0 F7 ②	F CH 80 F FA 88 B FA 88 F FA 87 C FA 86 1-3 K ③		C FA 91 B FA 91 B SL 90 B SL 90 X FA 91 3-1 FC6-4 ③ 1-2f		5	1	2	2	0	1	4
38 Buddy Carlyle, L (1, 1) OBP: 0.120, SLG: 0.120 Oscar Villarreal, L (6, 1) Willie Harris, L (7, PH) OBP: 0.398, SLG: 0.424 (8, 8)	C CH 57 F FA 90 X CU 76 0-2 G1-3 ②		B FA 89 C FA 89 F FA 89 C FA 90 1-3 K ③		S CU 77 B FA 93 B FA 93 S FA 92 C FA 92 2-3 K ③		B FA 89 B FA 90 B FA 90 B FA 87 4-0 19 1B 2 1B BB			3	0	0	0	0	2	4
										0	0	0	0	0	0	0
										0	1	0	0	1	0	0
Inning Stats	R: 7 E: 0 K: 2 S: 28 H: 4 LOB: 1 BB: 4 P: 55	R: 0 E: 0 K: 0 S: 11 H: 0 LOB: 0 BB: 0 P: 17	R: 0 E: 0 K: 1 S: 11 H: 1 LOB: 1 BB: 0 P: 13	R: 1 E: 0 K: 1 S: 12 H: 1 LOB: 1 BB: 1 P: 19	R: 0 E: 0 K: 1 S: 8 H: 1 LOB: 1 BB: 0 P: 12	R: 3 E: 0 K: 2 S: 20 H: 3 LOB: 2 BB: 2 P: 35	R: 1 E: 0 K: 1 S: 11 H: 2 LOB: 1 BB: 1 P: 21	R: 0 E: 0 K: 0 S: 9 H: 0 LOB: 1 BB: 1 P: 17		1B: 8 2B: 3 3B: 0 HR: 2	SF: 0 SAC: 0 DP: 1 HBP: 0					

livebaseballscorecards.com

AB	35
R	12
H	12
RBI	12
BB	9
SO	8
LOB	21

WP: 0 PB: 0 SB: 0 CS: 0 PA: 44

PITCHER		IP	WLS	BF	H	R	ER	SO	BB	IBB	HBP	BLK	WP	HR	S	P	ERA	WHIP
51 Wandy Rodriguez, L ERA: 4.72	(1, 1)	4.0	L	23	6	8	8	4	5	0	0	0	0	1	62	104	18.00	2.750
Matt Albers, R ERA: 5.93	(5, 1)	1.1		8	2	3	3	2	2	0	0	0	0	1	17	32	20.25	3.000
Trever Miller, L ERA: 5.16	(6, 1)	0.2		4	2	0	0	1	0	0	0	0	0	0	11	15	0.00	3.000
23 Jason Jennings, R ERA: 6.03	(7, 1)	1.0		5	2	1	1	1	1	0	0	0	0	0	11	21	9.00	3.000
Brian Moehler, R ERA: 5.65	(8, 1)	1.0		4	0	0	0	0	1	0	0	0	0	0	9	17	0.00	1.000

PITCHER	IP	WLS	BF	H	R	ER	SO	BB	IBB	HBP	BLK	WP	HR	S	P	ERA	WHIP

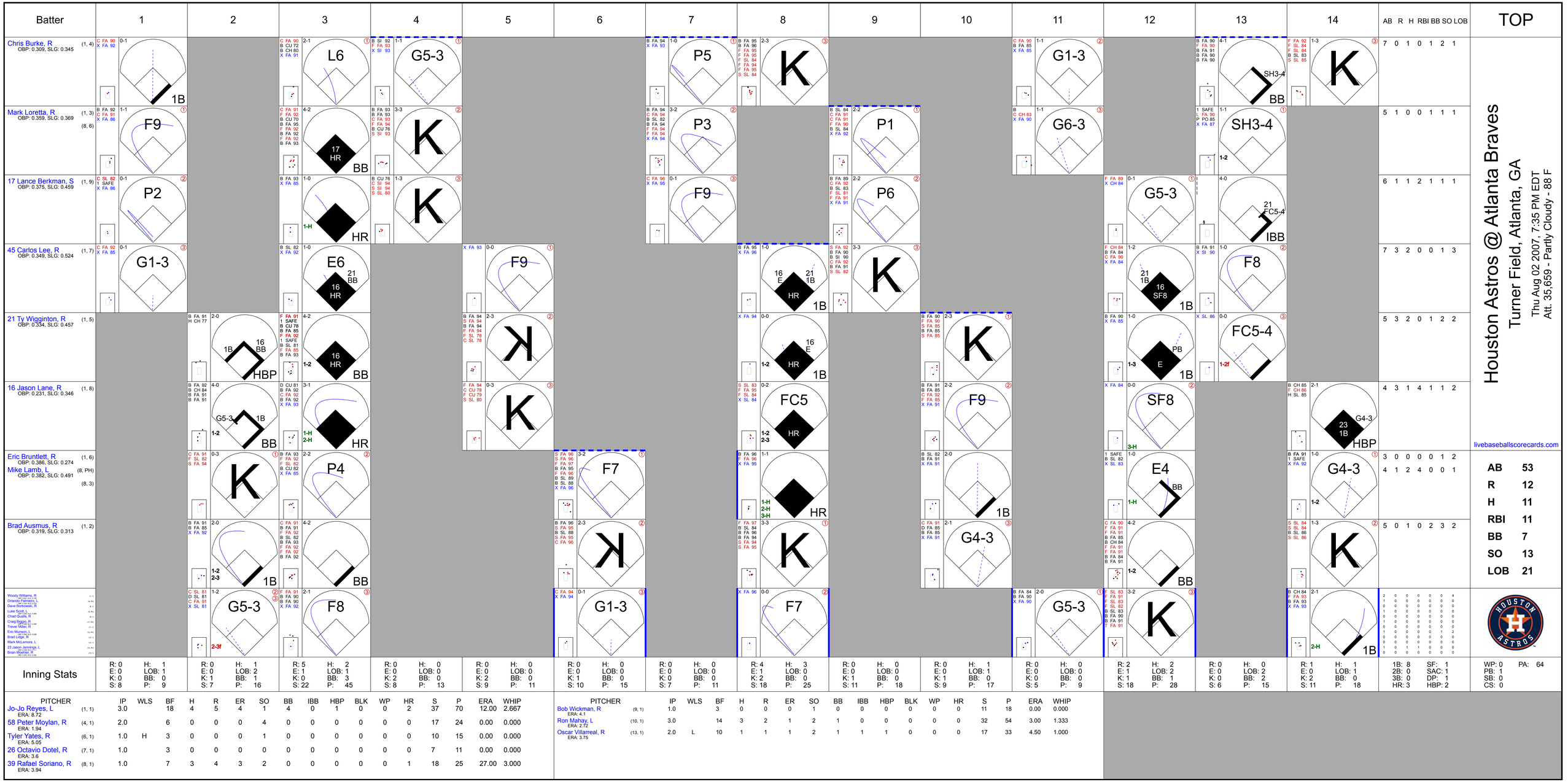
Batter
1
2
3
4
5
6
7
8
9
10
11
12
13
14
AB R H RBI BB SO LOB
TOP
Chris Burke, R (1, 4) OBP: 0.309, SLG: 0.345
Mark Loretta, R (1, 3) (8, 6) OBP: 0.359, SLG: 0.369
17 Lance Berkman, S (1, 9) OBP: 0.375, SLG: 0.459
45 Carlos Lee, R (1, 7) OBP: 0.349, SLG: 0.524
21 Ty Wigginton, R (1, 5) OBP: 0.334, SLG: 0.457
16 Jason Lane, R (1, 8) OBP: 0.231, SLG: 0.346
Eric Bruntlett, R (1, 6) OBP: 0.386, SLG: 0.274
Mike Lamb, L (8, PH) (8, 3) OBP: 0.382, SLG: 0.491
Brad Ausmus, R (1, 2) OBP: 0.319, SLG: 0.313
Woody Williams, R
Chad Qualls, R
Dave Borkowski, R
Luke Scott, L
Chad Qualls, R
Craig Biggio, R
Trever Miller, R
Eric Munson, L
Brad Lidge, R
Mark McLemore, L
23 Jason Jennings, L
Brian Moehler, R
Houston Astros @ Atlanta Braves
Turner Field, Atlanta, GA
Thu Aug 02 2007, 7:35 PM EDT
Att. 35,659 - Partly Cloudy - 88 F
livebaseballscorecards.com
AB 53
R 12
H 11
RBI 11
BB 7
SO 13
LOB 21
Inning Stats
PITCHER IP WLS BF H R ER SO BB IBB HBP BLK WP HR S P ERA WHIP
Jo-Jo Reyes, L (1, 1) ERA: 8.72 3.0 18 4 5 4 1 4 0 1 0 0 2 37 70 12.00 2.667
58 Peter Moylan, R (4, 1) ERA: 1.94 2.0 6 0 0 0 4 0 0 0 0 0 0 17 24 0.00 0.000
Tyler Yates, R (6, 1) ERA: 5.05 1.0 H 3 0 0 0 1 0 0 0 0 0 0 10 15 0.00 0.000
26 Octavio Dotel, R (7, 1) ERA: 3.6 1.0 3 0 0 0 0 0 0 0 0 0 0 7 11 0.00 0.000
39 Rafael Soriano, R (8, 1) ERA: 3.94 1.0 7 3 4 3 2 0 0 0 0 0 1 18 25 27.00 3.000
PITCHER IP WLS BF H R ER SO BB IBB HBP BLK WP HR S P ERA WHIP
Bob Wickman, R (9, 1) ERA: 4.1 1.0 3 0 0 0 1 0 0 0 0 0 0 11 18 0.00 0.000
Ron Mahay, L (10, 1) ERA: 2.72 3.0 14 3 2 1 2 1 0 0 0 0 0 32 54 3.00 1.333
Oscar Villarreal, R (13, 1) ERA: 3.75 2.0 L 10 1 1 1 2 1 1 1 0 0 0 17 33 4.50 1.000
1B: 8 SF: 1
2B: 0 SAC: 1
3B: 0 DP: 1
HR: 3 HBP: 2
WP: 0 PA: 64
PB: 1
SB: 0
CS: 0

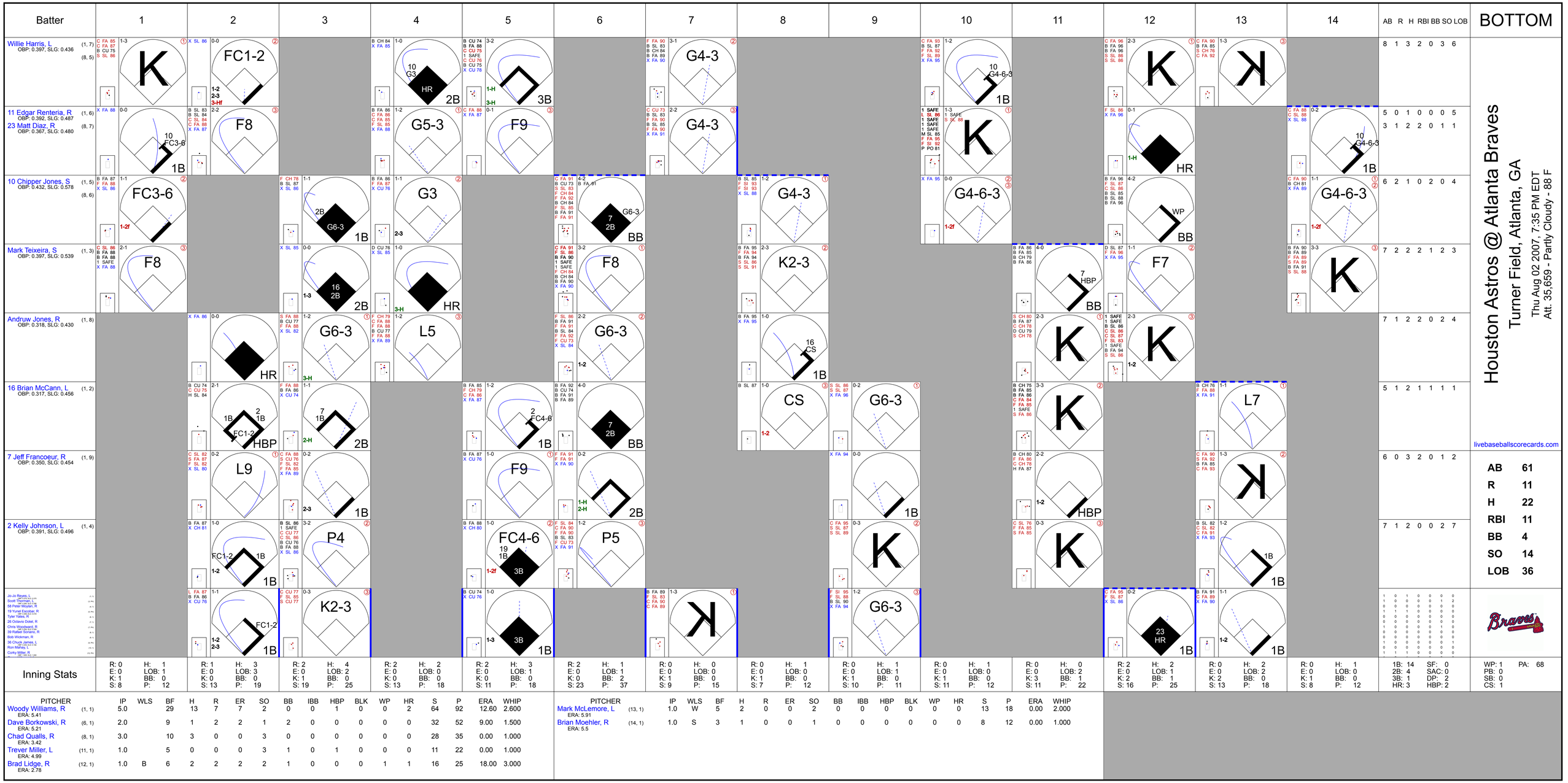
Batter
1
2
3
4
5
6
7
8
9
10
11
12
13
14
AB R H RBI BB SO LOB
BOTTOM
Willie Harris, L (1, 7) OBP: 0.397, SLG: 0.436
11 Edgar Renteria, R (1, 6) OBP: 0.392, SLG: 0.487
23 Matt Diaz, R (8, 7) OBP: 0.367, SLG: 0.480
10 Chipper Jones, S (1, 5) OBP: 0.432, SLG: 0.578 (8, 6)
Mark Teixeira, S (1, 3) OBP: 0.397, SLG: 0.539
Andruw Jones, R (1, 8) OBP: 0.318, SLG: 0.430
16 Brian McCann, L (1, 2) OBP: 0.317, SLG: 0.456
7 Jeff Francoeur, R (1, 9) OBP: 0.350, SLG: 0.454
2 Kelly Johnson, L (1, 4) OBP: 0.391, SLG: 0.496
Houston Astros @ Atlanta Braves
Turner Field, Atlanta, GA
Thu Aug 02 2007, 7:35 PM EDT
Att. 35,659 - Partly Cloudy - 88 F
livebaseballscorecards.com
AB 61
R 11
H 22
RBI 11
BB 4
SO 14
LOB 36
Inning Stats
PITCHER IP WLS BF H R ER SO BB IBB HBP BLK WP HR S P ERA WHIP
Woody Williams, R (1, 1) ERA: 5.41
Dave Borkowski, R (6, 1) ERA: 5.21
Chad Qualls, R (8, 1) ERA: 3.42
Trever Miller, L (11, 1) ERA: 4.99
Brad Lidge, R (12, 1) ERA: 2.78
Mark McLemore, L (13, 1) ERA: 5.91
Brian Moehler, R (14, 1) ERA: 5.5
1B: 14 SF: 0
2B: 4 SAC: 0
3B: 1 DP: 2
HR: 3 HBP: 2
WP: 1 PA: 68
PB: 0
SB: 0
CS: 1

Batter	1	2	3	4	5	6	7	8	9	AB	R	H	RBI	BB	SO	LOB
3 Willy Taveras, R (1, 8) OBP: 0.368, SLG: 0.384	C FA 93 B SL 86 F SL 88 B FA 93 X FA 94 2-2 1B 11 E 2B	X FA 92 0-0 ② F8		X SL 87 0-0 ② B1-3			B FA 92 F FA 92 F SL 86 B SL 87 S SL 85 2-3 ① K	B FA 94 F FA 92 S FA 94 B FA 93 D SL 81 X FA 95 3-2 1-2 1B		5	1	2	0	0	1	1
Kazuo Matsui, S (1, 4) OBP: 0.327, SLG: 0.417	X FA 92 0-0 5 S 11 E 2-3 1B	B FA 93 X CH 83 1-0 5 2B 1-2 1B		C SL 89 F SL 88 B FA 91 X CU 76 1-2 ③ F7			X CU 74 0-0 E1 27 HR 1B	B FA 93 B FA 91 F FA 92 S FA 92 B FA 93 F FA 94 S FA 94 3-3 ③ K		5	3	3	0	0	1	2
5 Matt Holliday, R (1, 7) OBP: 0.398, SLG: 0.585 18 Cory Sullivan, L (9, 7) OBP: 0.372, SLG: 0.325	B FA 94 S SL 88 B FA 94 1 SAFE S SL 89 D SL 90 F SL 89 S SL 90 3-3 ① K 1-2	B FA 93 B SL 88 F FA 93 C FA 94 B SL 88 X SL 88 3-2 1-H 2-H 2B			S SL 86 X CU 74 0-1 ① F7		C FA 92 F FA 92 S SL 82 0-3 ② K		F FA 90 C SL 89 B SL 90 B FA 89 F SL 88 X SL 90 2-2 27 1B 2 1B 2B	5 0	1 0	2 0	2 0	0 0	2 0	3 0
17 Todd Helton, L (1, 3) OBP: 0.419, SLG: 0.447	I IN 72 I IN 72 I IN 75 I 4-0 11 E IBB	F FA 92 D CH 87 F SL 89 F SL 88 F CH 86 S FC 89 1-3 ③ K			B CU 72 X FA 92 1-0 ② G6-3		I IN 63 I IN 70 I IN 71 I IN 71 4-0 27 HR IBB		C FA 89 S CH 82 B SL 90 F SL 89 C FA 90 1-3 ① K	3	1	0	0	2	2	2
27 Garrett Atkins, R (1, 5) OBP: 0.337, SLG: 0.459	C SL 90 B SL 90 F FA 93 B SL 90 X FA 94 2-2 ② L5		C FA 93 X FA 91 0-1 2 G4-6-3 2B		C CH 81 B CU 76 C SL 85 X SL 86 1-2 ③ F8		S SL 87 B SL 88 X CU 78 1-1 1-H 2-H HR		C FA 90 F FA 90 X SL 90 0-2 11 BB 2 1B 2-3 1B	5	2	3	3	0	0	3
11 Brad Hawpe, L (1, 9) OBP: 0.382, SLG: 0.522	C SL 90 C FC 90 B SL 90 X SL 87 1-2 E3 1-3 2-H 3-H		B FA 92 D CH 86 D FA 92 B FA 92 4-0 2 G4-6-3 BB			B CH 81 B SL 83 B FA 93 B FA 90 4-0 8 G1-6-3 2 1B BB	C FA 95 B FA 95 X FA 94 1-1 ③ G6-3		B FC 90 B FA 91 B FA 90 C FA 89 C FA 90 F SL 89 D FA 92 4-2 2 1B 1-2 BB	2	0	0	0	3	0	1
2 Troy Tulowitzki, R (1, 6) OBP: 0.350, SLG: 0.420 34 Matt Herges, L (9, 1)	B FA 94 S B FA 94 C FA 94 F SL 88 X SL 87 2-2 ③ F9		B SL 87 X SL 88 1-0 ① ② G4-6-3 1-2f 2-3			C FA 92 X SL 86 0-1 8 G1-6-3 1-2 1B		C FA 94 B SL 82 F FA 94 F FA 96 B SL 82 B CU 81 B FA 94 4-2 3 1B BB	C FA 90 X CU 77 0-1 8 G6-4-3 1-2 2-H 3-H 1B	4 0	0 0	2 0	2 0	1 0	0 0	4 0
8 Yorvit Torrealba, R (1, 2) OBP: 0.345, SLG: 0.398		C FA 93 X FA 93 0-1 1B 5 2B 1B	C SL 88 C FA 93 X SL 86 0-2 ③ G3-4-1			X SL 86 0-0 ① ② G1-6-3 1-2f 2-3		C FA 93 B FA 93 B FA 94 F FA 94 F FA 93 S SL 81 2-3 ① K	B SL 90 F SL 89 T FA 90 X FA 90 1-2 ② ③ G6-4-3 1-2f	5	1	1	0	0	1	6
26 Jeff Francis, L (1, 1) OBP: 0.195, SLG: 0.205 Jeremy Affeldt, L (7, 1) 10 Jeff Baker, R (8, PH) OBP: 0.290, SLG: 0.321 61 Ramon E Ramirez, R (8, 1) Jamey Carroll, R (9, 6) OBP: 0.321, SLG: 0.293		F FA 90 X FA 92 0-1 ① B2		B FA 92 C FA 92 C SL 84 S CU 76 1-3 ① K		C SL 83 X SL 84 0-1 ③ G1-3		B FA 93 X 1-0 ② F9		3 0 1 0 0	0 0 0 0 0	0 0 0 0 0	0 0 0 0 0	1 0 0 0 0	0 0 0 0 0	2 0 1 0 0
Inning Stats	R: 2 E: 1 K: 1 S: 18 H: 2 LOB: 2 BB: 1 P: 32	R: 2 E: 0 K: 1 S: 14 H: 3 LOB: 1 BB: 0 P: 19	R: 0 E: 0 K: 0 S: 6 H: 1 LOB: 1 BB: 1 P: 11	R: 0 E: 0 K: 1 S: 7 H: 0 LOB: 0 BB: 0 P: 9	R: 0 E: 0 K: 0 S: 6 H: 0 LOB: 0 BB: 0 P: 8	R: 0 E: 0 K: 0 S: 5 H: 1 LOB: 1 BB: 1 P: 9	R: 3 E: 1 K: 2 S: 11 H: 2 LOB: 0 BB: 1 P: 19	R: 0 E: 0 K: 2 S: 15 H: 1 LOB: 2 BB: 1 P: 28	R: 2 E: 0 K: 1 S: 19 H: 3 LOB: 1 BB: 1 P: 27	1B: 8 2B: 4 3B: 0 HR: 1 SF: 0 SAC: 0 DP: 3 HBP: 0						WP: 0 PB: 0 SB: 1 CS: 0 PA: 44	

PITCHER		IP	WLS	BF	H	R	ER	SO	BB	IBB	HBP	BLK	WP	HR	S	P	ERA	WHIP
29 John Smoltz, R ERA: 3.04	(1, 1)	6.2	L	32	9	7	5	5	2	2	0	0	0	1	65	104	6.75	1.650
Tyler Yates, R ERA: 5.01	(7, 1)	0.1		1	0	0	0	0	0	0	0	0	0	0	2	3	0.00	0.000
50 Joey Devine, R ERA: 2.25	(8, 1)	1.0		5	1	0	0	2	1	0	0	0	0	0	15	28	0.00	2.000
Lance Cormier, R ERA: 15.58	(9, 1)	1.0		6	3	2	2	1	1	0	0	0	0	0	19	27	18.00	4.000

PITCHER	IP	WLS	BF	H	R	ER	SO	BB	IBB	HBP	BLK	WP	HR	S	P	ERA	WHIP

TOP

Colorado Rockies @ Atlanta Braves

Turner Field, Atlanta, GA

Fri Aug 03 2007, 7:35 PM EDT

Att. 37,481 - Clear - 89 F

livebaseballscorecards.com

AB	38
R	9
H	13
RBI	7
BB	6
SO	8
LOB	25

Batter	1	2	3	4	5	6	7	8	9	AB	R	H	RBI	BB	SO	LOB
19 Yunel Escobar, R (1, 6) OBP: 0.366, SLG: 0.413	C FA 88 S CH 80 B CH 81 B FA 88 S FA 86 2-3 ① K		D CH 79 B CH 82 F FA 87 X CH 80 2-1 ② F8			B CU 71 X FA 85 1-0 2 1B 1B		C FA 94 B FA 89 S SL 87 S SL 87 1-3 ② K		4	0	1	0	0	2	1
2 Kelly Johnson, L (1, 4) OBP: 0.395, SLG: 0.497	B FA 89 C FA 86 B CU 73 B FA 88 X FA 90 3-1 1B		B CU 72 X FA 90 1-0 ③ P6			C CH 80 B FA 88 X CH 80 1-1 FC5-4 1-2 1B		C FA 94 B FA 93 B CH 88 C FA 94 F SL 87 B SL 88 F FA 93 B FA 89 4-2 BB		3	0	2	0	1	0	1
10 Chipper Jones, S (1, 5) OBP: 0.430, SLG: 0.577 Lance Cormier, R (9, 1)	C FA 89 B CH 81 B FA 87 X CH 81 2-1 ② F8			B FA 87 F FA 88 X CH 80 1-1 1B G5-4-3 2B		C FA 87 B FA 87 S FA 88 F CU 72 S FA 89 1-3 ① K		C FA 94 X SL 88 0-1 ③ G4-3		4 0	1 0	1 0	0 0	0 0	1 0	4 0
Mark Teixeira, S (1, 3) OBP: 0.398, SLG: 0.548	C FA 89 C FA 88 1 SAFE B CU 72 B FA 90 S CH 81 2-3 ③ K			F FA 89 B CH 79 X FA 89 1-1 G5-4-3 2-3 1B		B CH 81 F FA 87 B FA 87 F CH 81 B FA 90 F CH 81 F FA 90 F CH 82 C FA 91 3-3 ② K			C FA 90 X FA 90 0-1 HR	4	1	2	1	0	2	3
Andruw Jones, R (1, 8) OBP: 0.316, SLG: 0.426		F CH 81 F CH 79 B FA 87 B CU 72 S FA 91 2-3 ① K		B CU 72 S CH 81 B FA 88 F CH 80 X FA 90 2-2 ①② G5-4-3 1-2f 3-H		X CH 80 0-0 ③ FC5-4 1-2f			C FA 90 C CU 75 S FA 90 0-3 ① K	4	0	0	0	0	2	3
7 Jeff Francoeur, R (1, 9) OBP: 0.347, SLG: 0.450		C CU 73 B FA 89 B FA 89 C FA 89 X CH 80 2-2 ② G5-3		S CU 74 B CH 81 X CH 80 1-1 ③ G6-3			C CU 77 F FA 93 S CU 78 0-3 ① K		C FA 90 B CH 82 X CH 82 1-1 ② G1-3	4	0	0	0	0	1	0
23 Matt Diaz, R (1, 7) OBP: 0.365, SLG: 0.476		B FA 88 C CH 81 B FA 89 F CH 81 T FA 88 2-2 ③ K			B FA 88 S CH 82 B FA 89 X FA 88 2-1 ① G4-3		C FA 93 B FA 93 X CU 77 1-1 ② F8		B FA 90 C FA 90 X CU 75 1-1 1B	4	0	1	0	0	1	0
16 Brian McCann, L (1, 2) OBP: 0.317, SLG: 0.455 Corky Miller, R (9, 2) OBP: 0.500, SLG: 0.500			C FA 86 X CH 80 0-1 1B		B CU 69 F FA 88 B FA 88 B FA 86 F FA 88 S CH 81 3-3 ② K		B FA 94 B FA 94 B FA 93 C FA 93 F FA 93 X FA 94 3-2 ③ F8		B FA 89 C FA 90 F CU 76 X FA 90 1-2 ③ L3	3 1	0 0	1 0	0 0	0 0	1 0	0 1
29 John Smoltz, R (1, 1) OBP: 0.114, SLG: 0.143 Tyler Yates, R (7, 1) 50 Joey Devine, R (8, 1) Chris Woodward, R (8, PH) OBP: 0.248, SLG: 0.306 (9, 5)			L FA 86 C CU 71 B FA 86 F FA 89 B FA 88 F FA 91 F FA 88 F CH 80 F FA 89 2-3 ① F FA 89 F C K		C CU 72 B CU 73 B FA 86 X FA 88 2-1 ③ G3			C FA 94 F SL 86 B SL 87 F FA 93 B SL 87 X SL 87 2-2 ① F7		2 0 0 1	0 0 0 0	0 0 0 0	0 0 0 0	1 0 0 0	0 0 0 0	1 0 0 0
Inning Stats	R: 0 E: 0 K: 2 S: 10 H: 1 LOB: 1 BB: 0 P: 19	R: 0 E: 0 K: 2 S: 9 H: 0 LOB: 0 BB: 0 P: 15	R: 0 E: 0 K: 1 S: 15 H: 1 LOB: 1 BB: 0 P: 20	R: 1 E: 0 K: 0 S: 9 H: 2 LOB: 0 BB: 0 P: 14	R: 0 E: 0 K: 1 S: 7 H: 0 LOB: 0 BB: 0 P: 14	R: 0 E: 0 K: 2 S: 14 H: 2 LOB: 2 BB: 0 P: 20	R: 0 E: 0 K: 1 S: 8 H: 0 LOB: 0 BB: 0 P: 12	R: 0 E: 0 K: 1 S: 13 H: 0 LOB: 1 BB: 1 P: 20	R: 1 E: 0 K: 1 S: 12 H: 2 LOB: 1 BB: 0 P: 15	1B: 6 2B: 1 3B: 0 HR: 1	SF: 0 SAC: 0 DP: 1 HBP: 0			WP: 0 PB: 0 SB: 0 CS: 0	PA: 35		

PITCHER		IP	WLS	BF	H	R	ER	SO	BB	IBB	HBP	BLK	WP	HR	S	P	ERA	WHIP
26 Jeff Francis, L ERA: 4.01	(1, 1)	6.0	W	23	6	1	1	8	0	0	0	0	0	0	64	102	1.50	1.000
Jeremy Affeldt, L ERA: 2.72	(7, 1)	1.0		3	0	0	0	1	0	0	0	0	0	0	8	12	0.00	0.000
61 Ramon E Ramirez, R ERA: 9.0	(8, 1)	1.0		4	0	0	0	1	1	0	0	0	0	0	13	20	0.00	1.000
34 Matt Herges, R ERA: 4.85	(9, 1)	1.0		5	2	1	1	1	0	0	0	0	0	1	12	15	9.00	2.000

PITCHER	IP	WLS	BF	H	R	ER	SO	BB	IBB	HBP	BLK	WP	HR	S	P	ERA	WHIP

BOTTOM

Colorado Rockies @ Atlanta Braves

Turner Field, Atlanta, GA

Fri Aug 03 2007, 7:35 PM EDT
Att. 37,481 - Clear - 89 F

livebaseballscorecards.com

AB	34
R	2
H	8
RBI	1
BB	1
SO	11
LOB	14

Colorado Rockies @ Atlanta Braves

Turner Field, Atlanta, GA

Sat Aug 04 2007, 7:05 PM EDT
Att. 50,647 - Partly Cloudy - 91 F

TOP

livebaseballscorecards.com

Batter	1	2	3	4	5	6	7	8	9	AB	R	H	RBI	BB	SO	LOB
18 Cory Sullivan, L (1, 8) OBP: 0.362, SLG: 0.318	B FA 91 C FA 91 F FA 91 B FA 92 F SI 92 X SL 88 2-2 27 G6-4-3 1B		C FA 91 B FA 92 B SI 92 F FA 92 S FA 91 2-3 ③ K			B CU 75 C CH 80 F SL 82 B CU 76 B FA 92 F FA 92 X CH 80 3-2 ② F8		F FA 95 F FA 94 X FA 95 0-2 E6 27 HR BB		4	1	1	0	0	1	1
Kazuo Matsui, S (1, 4) OBP: 0.330, SLG: 0.416	C CH 83 C FA 92 B CH 81 F FA 93 B X 2-2 ① F7			C FA 89 F FA 90 X FA 91 0-2 17 G5-4-3 1B		X FA 92 0-0 ③ F8		B FA 95 B FA 94 B FA 94 C FA 95 B FA 93 4-1 1-2 2-3 27 HR BB		3	1	1	0	1	0	1
27 Garrett Atkins, R (1, 5) OBP: 0.336, SLG: 0.464	1 SAFE C FA 91 F FA 91 X SL 87 0-2 ②③ G6-4-3 1-2f			F FA 92 X SL 87 0-1 ① F7			C SL 85 S F CU 77 X SL 86 0-2 ① G5-3	C FA 95 F FA 94 X FA 95 0-2 1-H 2-H 3-H HR		4	1	1	4	0	0	2
17 Todd Helton, L (1, 3) OBP: 0.417, SLG: 0.444		B FA 89 X FA 90 1-0 ① P6		1 SAFE B CH 83 C CH 85 B FC 88 X FA 92 2-1 ②③ G5-4-3 1-2f			B FA 90 B SL 86 B CH 80 C FA 92 X FA 91 3-1 11 BB 19 BB 1B	C CH 84 F FA 90 B FA 92 F B FA 95 F SL 86 X FA 95 2-2 ② P2		4	0	1	0	0	0	1
19 Ryan Spilborghs, R (1, 7) OBP: 0.356, SLG: 0.531		B FA 91 F FA 91 F SL 86 C FA 92 1-3 ② K			X FA 90 0-0 ① G5-3		B FA 91 S SL 84 S FA 93 B SL 87 B FA 93 F FA 92 B FA 91 4-2 11 BB 1-2 BB	C SL 84 B FA 96 S FA 96 B SL 84 X FA 95 2-2 ③ G5-3		3	0	0	0	1	1	0
11 Brad Hawpe, L (1, 9) OBP: 0.383, SLG: 0.524		B FA 91 B FA 91 C CH 83 X FA 92 2-1 2B			C FA 89 C FA 91 S SL 88 0-3 ② K		F FA 91 F SL 87 B SL 87 B CH 85 B SL 88 B FA 94 4-2 2 G4-6-3 1-2 2-3 BB		C FA 92 S FA 92 B FA 92 S FA 92 1-3 ① K	3	0	1	0	1	2	0
2 Troy Tulowitzki, R (1, 6) OBP: 0.351, SLG: 0.420		B SL 88 B FA 94 B FA 93 C FA 92 C C 3-3 ③ K			C FA 92 B SL 78 B SI 92 S SL 86 X FA 93 2-2 1B		X FA 94 0-0 ②③ G4-6-3 1-2f		B FA 93 C FA 91 H FA 90 2-1 3 DI HBP	3	0	1	0	0	1	4
8 Yorvit Torrealba, R (1, 2) OBP: 0.344, SLG: 0.399			B FA 91 X FA 91 1-0 ① G6-3		C FA 92 B FA 91 S SL 86 S SL 82 1-3 ③ K			C FA 94 B FA 94 F FA 94 F FA 95 X SL 83 1-2 BB 27 HR 2B	C FA 93 D SL 86 F SL 85 C FA 94 1-3 ② K	4	1	1	0	0	2	2
38 Ubaldo Jiménez, R (1, 1) OBP: 0.286, SLG: 0.167 61 Ramon E Ramirez, R (5, 1) 10 Jeff Baker, R (6, PH) OBP: 0.288, SLG: 0.319 35 Taylor Buchholz, R (6, 1) OBP: 0.238, SLG: 0.158 20 Chris Iannetta, R (8, PH) OBP: 0.305, SLG: 0.291 34 Matt Herges, L (8, 1) 3 Willy Taveras, R (9, PH) OBP: 0.367, SLG: 0.383			B F FA 92 F FA 92 S SL 86 1-3 ② K			C FA 89 B SL 85 F SL 84 B SL 86 C SL 81 2-3 ① K		F FA 94 C FA 95 F FA 94 D SL 83 F FA 96 D SL 82 F FA 94 S FA 93 2-3 ① K	B FA 92 C FA 91 C SL 84 B FA 93 B FA 94 X FA 89 3-2 ③ G1-3 1-2	1 0 1 0 1 0 1	0 0 0 0 0 0 0	0 0 0 0 1 0 1	0 0 0 0 1 0 1	0 0 1 0 0 0 0	1 0 0 0 0 0 0	0 0 0 0 1 0 1
Inning Stats	R: 0 E: 0 K: 0 S: 11 H: 1 LOB: 0 BB: 0 P: 15	R: 0 E: 0 K: 2 S: 9 H: 1 LOB: 1 BB: 0 P: 16	R: 0 E: 0 K: 2 S: 7 H: 0 LOB: 0 BB: 0 P: 11	R: 0 E: 0 K: 0 S: 7 H: 1 LOB: 0 BB: 0 P: 9	R: 0 E: 0 K: 2 S: 10 H: 1 LOB: 1 BB: 0 P: 13	R: 0 E: 0 K: 1 S: 8 H: 0 LOB: 0 BB: 0 P: 13	R: 0 E: 0 K: 0 S: 12 H: 1 LOB: 2 BB: 2 P: 23	R: 4 E: 1 K: 1 S: 25 H: 2 LOB: 0 BB: 1 P: 36	R: 0 E: 0 K: 2 S: 10 H: 0 LOB: 1 BB: 0 P: 17	1B: 4 2B: 2 3B: 0 HR: 1 SF: 0 SAC: 0 DP: 3 HBP: 1						

AB	32
R	4
H	7
RBI	4
BB	3
SO	10
LOB	13

WP: 0 PA: 36
PB: 0
SB: 0
CS: 0

PITCHER		IP	WLS	BF	H	R	ER	SO	BB	IBB	HBP	BLK	WP	HR	S	P	ERA	WHIP
15 Tim Hudson, R ERA: 2.95	(1, 1)	7.0	W	25	5	0	0	7	2	0	0	0	0	0	64	100	0.00	1.000
26 Octavio Dotel, R ERA: 4.62	(8, 1)	0.1		5	2	4	3	1	1	0	0	0	0	1	17	24	81.00	9.000
39 Rafael Soriano, R ERA: 3.88	(8, 1)	0.2	H	2	0	0	0	0	0	0	0	0	0	0	8	12	0.00	0.000
Bob Wickman, R ERA: 3.99	(9, 1)	1.0	S	4	0	0	0	2	0	0	1	0	0	0	10	17	0.00	0.000

PITCHER	IP	WLS	BF	H	R	ER	SO	BB	IBB	HBP	BLK	WP	HR	S	P	ERA	WHIP

Colorado Rockies @ Atlanta Braves

Turner Field, Atlanta, GA

Sat Aug 04 2007, 7:05 PM EDT
Att. 50,647 - Partly Cloudy - 91 F

BOTTOM

livebaseballscorecards.com

Batter	1	2	3	4	5	6	7	8	9	AB	R	H	RBI	BB	SO	LOB
Willie Harris, L (1, 8) OBP: 0.397, SLG: 0.443	C FA 90 B FA 97 B FA 95 S FA 95 X FA 97 2-2 2 1B 3B		C B CU 75 F FA 96 B CU 77 X CH 84 2-2 ① F8	B FA 96 C FA 95 X FA 95 1-1 ② G3 1-2 2-3 3-H	X FA 94 0-0 2 WP 1-2 3-H 1B			X FA 89 0-0 ① L6		5	1	2	2	0	0	2
Andruw Jones, R (9, 8) OBP: 0.316, SLG: 0.426										0	0	0	0	0	0	0
2 Kelly Johnson, L (1, 4) OBP: 0.400, SLG: 0.501	B FA 97 X FA 96 1-0 S 3-H 1B		C FA 96 B CU 76 C CU 74 B FA 98 B FA 96 B FA 97 4-2 10 E 10 S BB	B CU 74 B FA 95 B FA 96 B FA 95 4-0 BB	B FA 93 D SL 88 C FA 88 C FA 87 S SL 88 2-3 ③ K 1-2 2-3			C FA 89 S CH 81 X FA 90 0-2 10 G4-3 2B		3	0	2	1	2	1	2
10 Chipper Jones, S (1, 5) OBP: 0.425, SLG: 0.568	F FA 95 D CU 78 X CH 87 1-1 ① F7		D FA 95 1 SAFE B FA 96 C CH 85 B FA 95 F FA 96 F FA 97 1 SAFE F FA 96 3-3 S CH 88 ② K 1-3	B CU 76 C FA 96 F FA 98 B SL 89 F FA 98 F FA 98 S FA 98 2-3 ③ K		C FA 92 C CU 80 S SL 84 0-3 ① K		C CH 81 B FA 90 S FA 90 X 1-2 ② G4-3 2-3		5	0	0	0	0	3	6
Mark Teixeira, S (1, 3) OBP: 0.395, SLG: 0.541	B C FA 97 B FA 96 S CH 88 C FA 98 2-3 ② K 1-2		B CU 79 B CU 74 F CH 86 B FA 97 B CH 86 4-1 BB		B CU 71 C CH 82 X CH 82 1-1 ① G1-3	B FA 94 B CU 80 X FA 86 2-0 ② F9		C CH 80 B FA 89 B FA 90 C CU 75 B FA 91 X CH 81 3-2 ③ G3		4	0	0	0	1	1	2
16 Brian McCann, L (1, 2) OBP: 0.319, SLG: 0.455	C FA 98 C FA 99 S FA 99 0-3 ③ K		F FA 96 X CH 85 0-1 ③ G3		B CU 71 C CU 72 S FA 95 X FA 95 1-2 19 BB 23 HBP 15 1B 1B	B SL 82 C CU 78 B FA 94 C CU 80 F FA 93 B FA 93 X CU 81 3-2 1B				4	1	2	0	0	1	3
7 Jeff Francoeur, R (1, 9) OBP: 0.347, SLG: 0.446		F FA 97 B FA 96 F SL 84 X FA 97 1-2 ① G5-3		B CU 71 B SL 83 F FA 95 B SL 84 F FA 94 B SL 84 4-2 19 1B 23 HBP 15 FC4-2 BB	C SL 82 S FA 93 F SL 86 S FA 96 0-3 ② K	X FA 92 0-0 ③ P4				3	0	0	0	1	1	2
23 Matt Diaz, R (1, 7) OBP: 0.372, SLG: 0.489		X FA 96 0-0 HR		H FA 95 1-0 15 FC4-2 19 1B 1-2 G3 HBP	1 SAFE F SL 86 S FA 96 H FA 96 1-2 19 BB 15 1B 1-2 HBP		C FA 92 B FA 92 X CU 79 1-1 ① F8			2	3	1	1	0	0	0
19 Yunel Escobar, R (1, 6) OBP: 0.370, SLG: 0.412		F FA 97 B CU 77 F CU 75 F FA 98 S SL 84 1-3 ② K		F SL 82 B SL 85 X CU 73 1-1 G3 15 FC4-2 1-2 2-3 1B	B SL 84 B SL 84 B FA 93 C SL 82 B SL 86 4-1 15 1B 1B 1-2 2-3 BB		B CU 79 B CU 79 F FA 91 X CU 79 2-1 ② G6-3			3	1	1	0	1	1	0
15 Tim Hudson, R (1, 1) OBP: 0.232, SLG: 0.241 Scott Thorman, L (7, PH) OBP: 0.259, SLG: 0.397 26 Octavio Dotel, R (8, 1) 39 Rafael Soriano, R (8, 1) Bob Wickman, R (9, 1)		C FA 97 F FA 98 C CU 78 0-3 ③ K		C FA 97 F FA 97 X FA 98 0-2 ① FC4-2 G3 1-2 2-3 3-Hf	B FA 95 B FA 92 B FA 91 C FA 91 C FA 90 F FA 93 X FA 93 3-2 2 WP 1B 1-3 2-H 3-H 1B		B FA 92 S CU 79 B FA 93 S CU 79 F CU 81 B FA 95 S SL 82 3-3 ③ K			3 1 0 0 0	0 0 0 0 0	1 0 0 0 0	2 0 0 0 0	0 0 0 0 0	1 1 0 0 0	3 0 0 0 0
Inning Stats	R: 1 E: 0 K: 2 S: 12 H: 2 LOB: 1 BB: 0 P: 18	R: 1 E: 0 K: 2 S: 11 H: 1 LOB: 0 BB: 0 P: 13	R: 0 E: 1 K: 1 S: 13 H: 0 LOB: 2 BB: 2 P: 26	R: 1 E: 0 K: 1 S: 14 H: 1 LOB: 3 BB: 2 P: 27	R: 3 E: 0 K: 2 S: 20 H: 3 LOB: 2 BB: 1 P: 32	R: 0 E: 0 K: 1 S: 9 H: 1 LOB: 1 BB: 0 P: 14	R: 0 E: 0 K: 1 S: 8 H: 0 LOB: 0 BB: 0 P: 14	R: 0 E: 0 K: 0 S: 10 H: 1 LOB: 1 BB: 0 P: 14		1B: 6 2B: 1 3B: 1 HR: 1	SF: 0 SAC: 0 DP: 0 HBP: 2		WP: 1 PB: 0 SB: 2 CS: 0	PA: 40	

	AB	33
	R	6
	H	9
	RBI	6
	BB	5
	SO	10
	LOB	20

PITCHER	IP	WLS	BF	H	R	ER	SO	BB	IBB	HBP	BLK	WP	HR	S	P	ERA	WHIP
38 Ubaldo Jiménez, R (1, 1) ERA: 5.16	4.2	L	27	6	6	6	7	5	0	2	0	0	1	66	110	11.57	2.357
61 Ramon E Ramirez, R (5, 1) ERA: 8.82	0.1		2	1	0	0	1	0	0	0	0	1	0	4	6	0.00	3.000
35 Taylor Buchholz, R (6, 1) ERA: 4.8	2.0		7	1	0	0	2	0	0	0	0	0	0	17	28	0.00	0.500
34 Matt Herges, R (8, 1) ERA: 4.5	1.0		4	1	0	0	0	0	0	0	0	0	0	10	14	0.00	1.000

PITCHER	IP	WLS	BF	H	R	ER	SO	BB	IBB	HBP	BLK	WP	HR	S	P	ERA	WHIP

Batter	1	2	3	4	5	6	7	8	9	10	AB	R	H	RBI	BB	SO	LOB
3 Willy Taveras, R (1, 8) OBP: 0.367, SLG: 0.383	G4-3		B2		2-H 1B				SH2-4 1B		5	0	2	0	0	1	1
Jamey Carroll, R (1, 4) OBP: 0.330, SLG: 0.311	5 G4-6-3 1B		F8			5 1B 17 1B BB	17 1B 3B		SH2-4 1-2		3	2	2	0	1	0	1
5 Matt Holliday, R (1, 7) OBP: 0.396, SLG: 0.581	G4-6-3 1-2f			K		17 1B 27 2B 1-2 1B	K		G6-3		5	1	1	0	0	2	3
17 Todd Helton, L (1, 3) OBP: 0.419, SLG: 0.445		K		F7		27 2B 1-3 2-H 1B	3-H 1B		IBB		4	0	2	2	1	1	0
27 Garrett Atkins, R (1, 5) OBP: 0.335, SLG: 0.463		L3		G6-3		1-3 3-H 2B	F9		K		5	0	1	1	0	1	3
19 Ryan Spilborghs, R (1, 9) OBP: 0.371, SLG: 0.579		HR			HR	IBB		11 S BB		G5-3	3	2	2	2	2	0	0
2 Troy Tulowitzki, R (1, 6) OBP: 0.349, SLG: 0.415		G2-3			28 SH1-3 3 1B BB	K		P6		F7	4	0	0	0	1	1	4
20 Chris Iannetta, R (1, 2) OBP: 0.300, SLG: 0.285			F9		P5	K		K		K	3	0	0	0	0	1	4
11 Brad Hawpe, L (8, PH) OBP: 0.382, SLG: 0.522											1	0	0	0	0	1	1
50 Jorge Julio, R (8, 1)											0	0	0	0	0	0	0
10 Jeff Baker, R (10, PH) OBP: 0.286, SLG: 0.316											1	0	0	0	0	1	0
35 Taylor Buchholz, R (10, 1) OBP: 0.238, SLG: 0.158											0	0	0	0	0	0	0
28 Aaron Cook, R (1, 1) OBP: 0.333, SLG: 0.325			BB		SH1-3 1-2		F9		K		1	0	0	0	1	0	3
Jeremy Affeldt, L (6, 1)											0	0	0	0	0	0	0
LaTroy Hawkins, R (7, 1)											0	0	0	0	0	0	0
8 Yorvit Torrealba, R (8, PH) OBP: 0.343, SLG: 0.398											1	0	0	0	0	1	1
(8, 2)																	
Inning Stats	R: 0 E: 0 K: 0 S: 9 H: 1 LOB: 0 BB: 0 P: 14	R: 1 E: 0 K: 1 S: 12 H: 1 LOB: 0 BB: 0 P: 17	R: 0 E: 0 K: 0 S: 10 H: 0 LOB: 1 BB: 1 P: 18	R: 0 E: 0 K: 1 S: 9 H: 0 LOB: 0 BB: 0 P: 13	R: 1 E: 0 K: 0 S: 12 H: 2 LOB: 2 BB: 1 P: 19	R: 2 E: 0 K: 2 S: 20 H: 3 LOB: 3 BB: 2 P: 33	R: 1 E: 0 K: 2 S: 22 H: 2 LOB: 1 BB: 0 P: 24	R: 0 E: 0 K: 2 S: 14 H: 0 LOB: 1 BB: 1 P: 25	R: 0 E: 0 K: 1 S: 6 H: 1 LOB: 2 BB: 1 P: 11	R: 0 E: 0 K: 1 S: 9 H: 0 LOB: 0 BB: 0 P: 13	1B: 6 2B: 1 3B: 1 HR: 2	SF: 0 SAC: 2 DP: 1 HBP: 0						

PITCHER	IP	WLS	BF	H	R	ER	SO	BB	IBB	HBP	BLK	WP	HR	S	P	ERA	WHIP
36 Chuck James, L (1, 1) ERA: 3.84	5.0		22	6	4	4	2	3	0	0	0	0	2	59	94	7.20	1.800
Tyler Yates, R (6, 1) ERA: 4.91	1.0		5	1	0	0	2	0	1	0	0	0	0	13	20	0.00	1.000
26 Octavio Dotel, R (7, 1) ERA: 4.78	1.0	B	5	2	1	1	2	0	0	0	0	0	0	22	24	9.00	2.000
39 Rafael Soriano, R (8, 1) ERA: 3.81	1.0		4	0	0	0	2	1	0	0	0	0	0	14	25	0.00	1.000
Bob Wickman, R (9, 1) ERA: 3.89	1.0		5	1	0	0	1	0	1	0	0	0	0	6	11	0.00	1.000

PITCHER	IP	WLS	BF	H	R	ER	SO	BB	IBB	HBP	BLK	WP	HR	S	P	ERA	WHIP
Oscar Villarreal, R (10, 1) ERA: 3.69	1.0	W	3	0	0	0	1	0	0	0	0	0	0	9	13	0.00	0.000

TOP

Colorado Rockies @ Atlanta Braves

Turner Field, Atlanta, GA

Sun Aug 05 2007, 1:05 PM EDT
Att. 37,089 - Partly Cloudy - 93 F

livebaseballscorecards.com

AB	36
R	5
H	10
RBI	5
BB	6
SO	10
LOB	21

1B: 6	SF: 0	WP: 0	PA: 44
2B: 1	SAC: 2	PB: 0	
3B: 1	DP: 1	SB: 1	
HR: 2	HBP: 0	CS: 0	

Batter	1	2	3	4	5	6	7	8	9	10	AB	R	H	RBI	BB	SO	LOB
Willie Harris, L (1, 8) OBP: 0.397, SLG: 0.447	B B C X 2-1 G4-3 ①		F CH 84 B FA 93 X 1-1 2 G4-6-3 1B		B FA 89 B B C B X 3-1 F7 ②	B F C B X 2-2 2 1B 2-H 2B			B B B C C X 3-2 G4-3 ①		5	0	2	1	0	0	0
2 Kelly Johnson, L (1, 4) OBP: 0.397, SLG: 0.497	B C F B B X 3-2 G5-3 ②		1 SAFE B B X 2-0 G4-6-3 ②③ 1-2f		B FA 90 C B F X 2-2 E4 10 HR	B B X 2-0 2-3 1B			C B S X 1-2 G4-3 ②		5	1	1	0	0	0	1
10 Chipper Jones, S (1, 5) OBP: 0.429, SLG: 0.582	F SL 83 S B B X 2-2 2B			B F X 1-1 7 1B 19 1B G4-3 1B	B F 1 SAFE B X 2-1 1-H HR	F CU 78 C S 0-3 ③ K			C B S B B F B 4-2 CS BB		4	2	3	2	1	1	2
Mark Teixeira, S (1, 3) OBP: 0.395, SLG: 0.540	B H 2-0 HBP			B 1 SAFE C X 1-1 ① G4-3 1-2	X 0-0 2B		C C B B F X 2-2 F7 ①		C B 1-1 ③ CS 1-2	F CU 78 B C F S 1-3 ① K	4	0	1	0	0	1	1
7 Jeff Francoeur, R (1, 9) OBP: 0.349, SLG: 0.450	B B X 2-0 ③ L9			X 0-0 23 FC1-4 2-3 1B	F B B B X 3-1 ③ G6-3		F S X 0-2 23 G4-3 1B			B S F B B F F X 3-2 19 1B 2B	5	1	3	0	0	0	3
23 Matt Diaz, R (1, 7) OBP: 0.376, SLG: 0.490	L X 0-1 G6-4-3 1B			F X 0-1 ② FC1-4 19 1B 1-2f		B B S X 2-1 19 SH1-3 2B 1B	C X 0-1 ②③ G4-3 1-2f			I I I I 4-0 19 1B IBB	4	1	2	0	1	0	3
19 Yunel Escobar, R (1, 6) OBP: 0.373, SLG: 0.414	C FA 88 B S F X 1-2 ① L4			B B F B X 3-1 1-3 3-H 1B	X 0-0 ① SH1-3 1-2		B B B C C X 3-2 ① G6-3			S F X 0-2 1-2 2-H 1B	4	0	2	2	0	0	1
Corky Miller, R (1, 2) OBP: 0.333, SLG: 0.500	X 0-0 ②③ G6-4-3 1-2f			1 SAFE C 1 SAFE F B B X 2-2 ③ G5-3	F X 0-1 2-H 2B		B C S B F B S 3-3 ② K				4	1	1	1	0	1	3
36 Chuck James, L (1, 1) OBP: 0.190, SLG: 0.175			M F F C 0-3 ① K		X 0-0 ① B1-3	B X 1-0 ② G6-3		B B C X 2-1 ③ G6-3			2	0	0	0	0	1	0
Tyler Yates, R (6, 1)											0	0	0	0	0	0	0
Scott Thorman, L (6, PH) OBP: 0.256, SLG: 0.395											1	0	0	0	0	0	1
26 Octavio Dotel, R (7, 1)											0	0	0	0	0	0	0
39 Rafael Soriano, R (8, 1)											0	0	0	0	0	0	0
Chris Woodward, R (8, PH) OBP: 0.246, SLG: 0.304											1	0	0	0	0	0	0
Bob Wickman, R (9, 1)											0	0	0	0	0	0	0
Oscar Villarreal, L (10, 1) OBP: 0.250, SLG: 0.250											0	0	0	0	0	0	0
Inning Stats	R: 0 E: 0 K: 0 S: 9 H: 1 LOB: 2 BB: 0 P: 20		R: 0 E: 0 K: 0 S: 7 H: 1 LOB: 0 BB: 0 P: 8	R: 0 E: 0 K: 1 S: 7 H: 1 LOB: 0 BB: 0 P: 10	R: 1 E: 0 K: 0 S: 12 H: 3 LOB: 2 BB: 0 P: 19	R: 2 E: 1 K: 0 S: 11 H: 2 LOB: 1 BB: 0 P: 21	R: 2 E: 0 K: 1 S: 13 H: 4 LOB: 2 BB: 0 P: 20	R: 0 E: 0 K: 0 S: 9 H: 1 LOB: 0 BB: 0 P: 11	R: 0 E: 0 K: 1 S: 9 H: 0 LOB: 0 BB: 0 P: 17	R: 0 E: 0 K: 0 S: 10 H: 0 LOB: 0 BB: 1 P: 19	R: 1 E: 0 K: 1 S: 12 H: 2 LOB: 2 BB: 1 P: 20	1B: 9 2B: 5 3B: 0 HR: 1	SF: 0 SAC: 1 DP: 3 HBP: 1		WP: 0 PB: 0 SB: 0 CS: 1	PA: 44		

PITCHER		IP	WLS	BF	H	R	ER	SO	BB	IBB	HBP	BLK	WP	HR	S	P	ERA	WHIP
28 Aaron Cook, R ERA: 4.16	(1, 1)	5.1		26	10	5	3	1	0	0	1	0	0	1	51	85	5.06	1.875
Jeremy Affeldt, L ERA: 2.68	(6, 1)	0.2		4	2	0	0	1	0	0	0	0	0	0	8	13	0.00	3.000
LaTroy Hawkins, R ERA: 3.97	(7, 1)	1.0		3	1	0	0	0	0	0	0	0	0	0	9	11	0.00	1.000
50 Jorge Julio, R ERA: 5.26	(8, 1)	2.0		6	0	0	0	1	1	0	0	0	0	0	19	36	0.00	0.500
35 Taylor Buchholz, R ERA: 4.91	(10, 1)	0.1	L	4	2	1	1	1	0	1	0	0	0	0	12	20	27.00	6.000

PITCHER	IP	WLS	BF	H	R	ER	SO	BB	IBB	HBP	BLK	WP	HR	S	P	ERA	WHIP

BOTTOM

Colorado Rockies @ Atlanta Braves

Turner Field, Atlanta, GA

Sun Aug 05 2007, 1:05 PM EDT
Att. 37,089 - Partly Cloudy - 93 F

livebaseballscorecards.com

AB	39
R	6
H	15
RBI	6
BB	2
SO	4
LOB	15

Atlanta Braves @ New York Mets

Shea Stadium, Flushing, NY

Tue Aug 07 2007, 7:10 PM EDT

Att. 52,177 - Cloudy - 82 F

TOP

livebaseballscorecards.com

Batter	1	2	3	4	5	6	7	8	9	AB	R	H	RBI	BB	SO	LOB
19 Yunel Escobar, R (1, 6) OBP: 0.374, SLG: 0.420	C F B F F F B X 2-2 G6-3	X 0-0 1-3 2-H 2B		B B C B X 3-1 1B		B C F B D X 3-2 F9 ②		C B C B B S 3-3 K ②		5	0	2	1	0	1	2
23 Matt Diaz, R (1, 7) OBP: 0.373, SLG: 0.496 39 Rafael Soriano, R (8, 1) 58 Peter Moylan, R (9, 1)	X 0-0 HR	B S B C B F F X 3-2 F9 ③		F B F F S 1-3 K ②		C X 0-1 G1-3 ③		B F S T 1-2 K ③		5 0 0	1 0 0	1 0 0	1 0 0	0 0 0	2 0 0	5 0 0
10 Chipper Jones, S (1, 5) OBP: 0.431, SLG: 0.591	S B C B S 2-3 K ②	X 0-0 7 HR 1B	S S F C 0-3 K ③				X 0-0 SF7 3B		C B B X 2-1 BB 7 FC4-2 2B	5	2	3	0	0	2	1
Mark Teixeira, S (1, 3) OBP: 0.392, SLG: 0.535	C C X 0-2 F9 ③	F B C X 1-2 F8 ①		C C B B X 2-2 F8 ①			B B S X 2-1 SF7 3-H ①		H 1-0 7 FC4-2 BB HBP	3	0	0	1	0	0	1
Andruw Jones, R (1, 8) OBP: 0.317, SLG: 0.424		C S B F X 1-2 F7 ①	B X 1-0 7 HR 1-2 1B		S F B F X 1-2 F9 ②		F B B F B F S 3-3 K ②		B D F D S F B 4-2 7 FC4-2 1-2 2-3 BB	4	1	1	0	1	1	0
7 Jeff Francoeur, R (1, 9) OBP: 0.354, SLG: 0.465		B C F F B F X 2-2 16 1B 2B	B T X 1-1 1-H 2-H HR		X 0-0 1B		B B B B C F X 3-2 2B		X 0-0 FC4-2 1-2 2-3 3-Hf ①	5	2	4	3	0	0	3
16 Brian McCann, L (1, 2) OBP: 0.317, SLG: 0.452		B C F X 1-2 38 19 2B 1B 2-H	B C X 1-1 L7 ②		B C F B F F F X 2-2 L4 ③		X 0-0 G3-1 ③		B X 1-0 F6 ②	5	1	1	1	0	0	5
2 Kelly Johnson, L (1, 4) OBP: 0.393, SLG: 0.491		F B B F S 2-3 K ②	C B F B X 2-2 F7 ③			X 0-0 G4-3 ①		B S X 1-1 G4-3 ①	C B C B C 2-3 ③	5	0	0	0	0	2	4
38 Buddy Carlyle, L (1, 1) OBP: 0.148, SLG: 0.148 Scott Thorman, L (6, PH) OBP: 0.261, SLG: 0.402 Ron Mahay, L (6, 1) 26 Octavio Dotel, R (7, 1) 1 Martin Prado, R (8, PH) OBP: 0.258, SLG: 0.241 Willie Harris, L (8, 7) OBP: 0.397, SLG: 0.447		B B C F F X 2-2 19 2B 1-2 1B		C B C F S 1-3 K ①		F B B B X 3-1 2B		F B X 1-1 2B		2 1 0 0 1 0	0 0 0 0 0 0	1 1 0 0 1 0	0 0 0 0 0 0	0 0 0 0 0 0	1 0 0 0 0 0	0 0 0 0 0 0
Inning Stats	R: 1 H: 1 E: 0 LOB: 0 K: 1 BB: 0 S: 13 P: 17	R: 2 H: 4 E: 0 LOB: 2 K: 1 BB: 0 S: 25 P: 36	R: 3 H: 3 E: 0 LOB: 0 K: 0 BB: 0 S: 12 P: 18	R: 0 H: 1 E: 0 LOB: 1 K: 3 BB: 0 S: 14 P: 19	R: 0 H: 1 E: 0 LOB: 1 K: 0 BB: 0 S: 14 P: 19	R: 0 H: 1 E: 0 LOB: 1 K: 0 BB: 0 S: 8 P: 14	R: 1 H: 2 E: 0 LOB: 1 K: 1 BB: 0 S: 11 P: 19	R: 0 H: 1 E: 0 LOB: 1 K: 2 BB: 0 S: 10 P: 16	R: 0 H: 1 E: 0 LOB: 3 K: 1 BB: 1 S: 10 P: 20	1B: 6 SF: 1 2B: 6 SAC: 0 3B: 1 DP: 0 HR: 2 HBP: 1						

AB	41
R	7
H	15
RBI	7
BB	1
SO	9
LOB	21

WP: 0 PA: 44
PB: 0
SB: 0
CS: 0

PITCHER		IP	WLS	BF	H	R	ER	SO	BB	IBB	HBP	BLK	WP	HR	S	P	ERA	WHIP
Oliver Pérez, L ERA: 3.31	(1, 1)	5.0	L	25	10	6	6	5	0	0	0	0	0	2	78	109	10.80	2.000
Aaron Sele, R ERA: 4.12	(6, 1)	1.2		8	3	1	1	1	0	0	0	0	0	0	18	32	5.40	1.800
Scott Schoeneweis, L ERA: 5.31	(7, 1)	0.1		1	0	0	0	0	0	0	0	0	0	0	1	1	0.00	0.000
59 Guillermo Mota, R ERA: 4.91	(8, 1)	1.1		8	2	0	0	2	1	0	1	0	0	0	16	29	0.00	2.250
25 Pedro Feliciano, L ERA: 2.83	(9, 1)	0.2		2	0	0	0	1	0	0	0	0	0	0	4	7	0.00	0.000

PITCHER		IP	WLS	BF	H	R	ER	SO	BB	IBB	HBP	BLK	WP	HR	S	P	ERA	WHIP

Atlanta Braves @ New York Mets

Shea Stadium, Flushing, NY

Tue Aug 07 2007, 7:10 PM EDT

Att. 52,177 - Cloudy - 82 F

BOTTOM

Batter	1	2	3	4	5	6	7	8	9	AB	R	H	RBI	BB	SO	LOB
7 José Reyes, S (1, 6) OBP: 0.374, SLG: 0.454	P5		1 FC6-4 1B		G4-3 3-H			P6		4	0	1	1	0	0	0
1 Luis Castillo, S (1, 4) OBP: 0.353, SLG: 0.354	1B		FC6-4 1-2f		L5			E4 5 G6-4-3		4	0	1	0	0	0	1
5 David Wright, R (1, 5) OBP: 0.392, SLG: 0.505	F9			21 1B 18 G5-4-3 BB	G6-3			G6-4-3 1-2f		3	1	0	0	1	0	2
21 Carlos Delgado, L (1, 3) OBP: 0.333, SLG: 0.440	F8			18 G5-4-3 1-3 1B		18 G5-4-3 BB			K	3	0	1	0	1	1	1
18 Moises Alou, R (1, 7) OBP: 0.372, SLG: 0.455		F9		G5-4-3 1-2f 3-H		G5-4-3 1-2f			G5-3	4	0	0	0	0	0	2
Shawn Green, L (1, 9) OBP: 0.316, SLG: 0.416		F8		1B		G1-3			G3	4	0	1	0	0	0	0
16 Paul Lo Duca, R (1, 2) OBP: 0.308, SLG: 0.356		P3		P6			L7			3	0	0	0	0	0	1
Lastings Milledge, R (1, 8) OBP: 0.348, SLG: 0.494			K	2B 17 3B			K			3	1	1	0	0	2	0
Oliver Pérez, L (1, 1) OBP: 0.205, SLG: 0.205			B1-3		3B 7 G4-3 2-H		F8			1	0	0	0	0	0	0
17 David Newhan, L (5, PH) OBP: 0.307, SLG: 0.303										1	1	1	1	0	0	0
Aaron Sele, R (6, 1)										0	0	0	0	0	0	0
Scott Schoeneweis, L (7, 1)										0	0	0	0	0	0	0
Ruben Gotay, S (7, PH) OBP: 0.379, SLG: 0.496										1	0	0	0	0	0	0
59 Guillermo Mota, R (8, 1)										0	0	0	0	0	0	0
25 Pedro Feliciano, L (9, 1)										0	0	0	0	0	0	0
Inning Stats	R: 0 E: 0 K: 0 S: 10 H: 1 LOB: 1 BB: 0 P: 14	R: 0 E: 0 K: 0 S: 8 H: 0 LOB: 0 BB: 0 P: 11	R: 0 E: 0 K: 1 S: 11 H: 1 LOB: 1 BB: 0 P: 17	R: 1 E: 0 K: 0 S: 13 H: 2 LOB: 1 BB: 1 P: 23	R: 2 E: 0 K: 0 S: 9 H: 2 LOB: 0 BB: 0 P: 14	R: 0 E: 0 K: 0 S: 9 H: 0 LOB: 0 BB: 1 P: 14	R: 0 E: 0 K: 1 S: 7 H: 0 LOB: 0 BB: 0 P: 7	R: 0 E: 1 K: 0 S: 10 H: 0 LOB: 0 BB: 0 P: 14	R: 0 E: 0 K: 1 S: 7 H: 0 LOB: 0 BB: 0 P: 9	1B: 4 2B: 1 3B: 1 HR: 0	SF: 0 SAC: 0 DP: 3 HBP: 0						

livebaseballscorecards.com

AB	31
R	3
H	6
RBI	2
BB	2
SO	3
LOB	7

WP: 0	PA: 33
PB: 0	
SB: 0	
CS: 0	

PITCHER		IP	WLS	BF	H	R	ER	SO	BB	IBB	HBP	BLK	WP	HR	S	P	ERA	WHIP
38 Buddy Carlyle, R ERA: 4.28	(1, 1)	5.0	W	21	6	3	3	1	1	0	0	0	0	0	51	79	5.40	1.400
Ron Mahay, L ERA: 2.66	(6, 1)	1.0	H	3	0	0	0	0	1	0	0	0	0	0	9	14	0.00	1.000
26 Octavio Dotel, R ERA: 4.61	(7, 1)	1.0		3	0	0	0	1	0	0	0	0	0	0	7	7	0.00	0.000
39 Rafael Soriano, R ERA: 3.73	(8, 1)	1.0		3	0	0	0	0	0	0	0	0	0	0	10	14	0.00	0.000
58 Peter Moylan, R ERA: 1.91	(9, 1)	1.0		3	0	0	0	1	0	0	0	0	0	0	7	9	0.00	0.000

PITCHER	IP	WLS	BF	H	R	ER	SO	BB	IBB	HBP	BLK	WP	HR	S	P	ERA	WHIP

Batter	1	2	3	4	5	6	7	8	9	AB	R	H	RBI	BB	SO	LOB
Willie Harris, L (1, 7) OBP: 0.398, SLG: 0.445	C B S B F S 2-3 K ①		B C B C C 2-3 K ③			C B F B B F F B 4-2 2 1B 10 2B BB		B S B F X 2-2 2 CS 1B		3	1	1	0	1	2	1
2 Kelly Johnson, L (1, 4) OBP: 0.391, SLG: 0.488	B C F S 1-3 K ②			C B B F B F F X 3-2 P5 ①		1 SAFE 1 SAFE C 1 SAFE X 0-1 10 2B 1-2 1B		1 SAFE C B 1 SAFE B 1 SAFE S B F 3-3 S K ② ③ 1-2		4	1	1	0	0	2	1
10 Chipper Jones, S (1, 5) OBP: 0.432, SLG: 0.593	S X 0-1 G6-3 ③			X 0-0 F8 ②		B B X 2-0 1B 1-H 2-H 2B			B B X 2-0 BB 1B 7 FC5-2 1B	4	1	2	2	0	0	0
Mark Teixeira, S (1, 3) OBP: 0.394, SLG: 0.535		C F B B S 2-3 K ①		B S B X 2-1 F8 ③		X 0-0 2-H 1B			X 0-0 7 FC5-2 BB 1-2 1B	4	0	2	1	0	1	0
16 Brian McCann, L (1, 2) OBP: 0.317, SLG: 0.451 Chris Woodward, R (9, PH) OBP: 0.252, SLG: 0.304		X 0-0 G6-3 ②			S X 0-1 G6-4-3 1B	B F B B X 2-1 F9 ③			D B B C B 4-1 7 FC5-2 1-2 2-3 BB	3 0	0 0	1 0	0 0	0 1	0 0	1 0
7 Jeff Francoeur, R (1, 9) OBP: 0.351, SLG: 0.461		B B B C T X 3-2 F7 ③			D C F B F C 2-3 K ①		F S X 0-2 G3-1 ①		B F X 1-1 FC5-2 G4-6-3 1-2 2-3 3-Hf ①	4	0	0	0	0	1	4
Andruw Jones, R (1, 8) OBP: 0.314, SLG: 0.420			C X 0-1 G5-3 ①		C F X 0-2 G6-4-3 1-2f ② ③		B S X 1-1 F9 ②		C B X 1-1 G4-6-3 1-2f ② ③	4	0	0	0	0	0	4
19 Yunel Escobar, R (1, 6) OBP: 0.367, SLG: 0.412			B X 1-0 G6-3 ②			C F B S 1-3 K ①	S B B B X 3-1 F9 ③			3	0	0	0	0	1	0
29 John Smoltz, R (1, 1) OBP: 0.135, SLG: 0.139 Ron Mahay, L (7, 1) 58 Peter Moylan, R (7, 1) Scott Thorman, L (8, PH) OBP: 0.260, SLG: 0.400 39 Rafael Soriano, R (8, 1)			B B B B 4-0 BB			F B C B C 2-3 K ②		F B B F T F F X 3-2 F8 ①		1 0 0 1 0	0 0 0 0 0	0 0 0 0 0	0 0 0 0 0	1 0 0 0 0	1 0 0 0 0	0 0 0 0 0
Inning Stats	R: 0 E: 0 K: 2 S: 10 H: 0 LOB: 0 BB: 0 P: 13	R: 0 E: 0 K: 1 S: 7 H: 0 LOB: 0 BB: 0 P: 12	R: 0 E: 0 K: 1 S: 6 H: 0 LOB: 1 BB: 1 P: 13	R: 0 E: 0 K: 0 S: 8 H: 0 LOB: 0 BB: 0 P: 13	R: 0 E: 0 K: 1 S: 9 H: 1 LOB: 0 BB: 0 P: 11	R: 3 E: 0 K: 2 S: 17 H: 3 LOB: 1 BB: 1 P: 28	R: 0 E: 0 K: 0 S: 7 H: 0 LOB: 0 BB: 0 P: 11	R: 0 E: 0 K: 1 S: 12 H: 1 LOB: 0 BB: 0 P: 20	R: 0 E: 0 K: 0 S: 7 H: 2 LOB: 2 BB: 1 P: 15	1B: 6 2B: 1 3B: 0 HR: 0		SF: 0 SAC: 0 DP: 2 HBP: 0			WP: 0 PB: 0 SB: 0 CS: 1	PA: 34	

PITCHER	IP	WLS	BF	H	R	ER	SO	BB	IBB	HBP	BLK	WP	HR	S	P	ERA	WHIP
26 Orlando Hernandez, R (1, 1) ERA: 3.05	7.0		26	4	3	3	7	2	0	0	0	0	0	64	101	3.86	0.857
Aaron Heilman, R (8, 1) ERA: 3.41	1.0	W	3	1	0	0	1	0	0	0	0	0	0	12	20	0.00	1.000
13 Billy Wagner, L (9, 1) ERA: 1.28	1.0	S	5	2	0	0	0	1	0	0	0	0	0	7	15	0.00	3.000

PITCHER	IP	WLS	BF	H	R	ER	SO	BB	IBB	HBP	BLK	WP	HR	S	P	ERA	WHIP

Atlanta Braves @ New York Mets

Shea Stadium, Flushing, NY

Wed Aug 08 2007, 7:10 PM EDT

Att. 51,749 - Cloudy - 93 F

TOP

livebaseballscorecards.com

AB	31
R	3
H	7
RBI	3
BB	3
SO	8
LOB	11

Batter	1	2	3	4	5	6	7	8	9	AB	R	H	RBI	BB	SO	LOB
7 José Reyes, S (1, 6) OBP: 0.377, SLG: 0.456	B C F F F F X 1-2 1 SH5-4 1 E 5 SF7 1B		B B C F X 2-2 1 G3 1 S 1B		B C B B B 4-1 1 CS BB		F F B X 1-2 ② F9			3	1	2	0	1	0	3
1 Luis Castillo, S (1, 4) OBP: 0.355, SLG: 0.357	1 SAFE C 1 SAFE 1 SAFE B X 1-1 ① SH5-4 1-3		C B 1 SAFE C X 1-2 ① G3 1-3		1 SAFE C P 1 SAFE C 1-2 ③ CS 1-2	C S B B X 2-2 21 FC3-6 1B	X 0-0 1-2 2-H 3-H 1B			3	0	2	2	0	0	1
5 David Wright, R (1, 5) OBP: 0.389, SLG: 0.501	X 0-0 ② SF7 3-H		B B S S B S 3-3 ② K			B B S S S S 2-3 ① K	B C X 1-1 ③ G1-3			3	0	0	1	0	2	4
21 Carlos Delgado, L (1, 3) OBP: 0.330, SLG: 0.436	C B F F X 1-2 ③ G3		S B S S X 1-2 ③ P4			B B X 2-0 ② FC3-6 1-2f		F S F F X 0-2 ① F8		4	0	0	0	0	0	2
18 Moises Alou, R (1, 7) OBP: 0.369, SLG: 0.469		B S S B X 2-1 ① F7		S X 0-1 ① G5-3		C X 0-1 ③ F7		F F X 0-2 HR		4	1	1	1	0	0	1
Shawn Green, L (1, 9) OBP: 0.324, SLG: 0.423		B X 1-0 16 1B 1B		S X 0-1 16 G5-4-3 1B			B C S B X 2-2 3 BB 1B 1 1B 1B	X 0-0 16 G5-3 1B		4	1	4	0	0	0	0
16 Paul Lo Duca, R (1, 2) OBP: 0.308, SLG: 0.355	1 SAFE B S 1 SAFE B F F B X 3-2 1-2 1B			X 0-0 ② ③ G5-4-3 1-2f			C S F X 0-2 ① F9	1 SAFE B B S X 2-1 ② G5-3 1-2		4	0	1	0	0	0	3
Lastings Milledge, R (1, 8) OBP: 0.344, SLG: 0.483		S C F S 0-3 ② K			C F B F S 1-3 ① K		B X 1-0 3 BB 1-2 1 1B 1B	B B S F X 2-2 ③ L9		4	1	1	0	0	2	3
26 Orlando Hernandez, R (1, 1) OBP: 0.175, SLG: 0.225 Ruben Gotay, S (7, PH) OBP: 0.379, SLG: 0.496 3 Damion Easley, R (7, PH) OBP: 0.340, SLG: 0.445 Aaron Heilman, R (8, 1) 13 Billy Wagner, L (9, 1)		C B X 1-1 ③ F9			X 0-0 ② P3		B F B B B 4-1 1 1B 1-2 2-3 BB			2 0 0 0 0	0 0 0 0 0	0 0 0 0 0	0 0 1 0 0	0 0 0 0 0	0 0 0 0 0	2 0 0 0 0
Inning Stats	R: 1 H: 1 E: 1 LOB: 0 K: 0 BB: 0 S: 14 P: 17	R: 0 H: 2 E: 0 LOB: 2 K: 1 BB: 0 S: 13 P: 20	R: 0 H: 1 E: 0 LOB: 1 K: 1 BB: 0 S: 12 P: 19	R: 0 H: 1 E: 0 LOB: 0 K: 0 BB: 0 S: 5 P: 5	R: 0 H: 0 E: 0 LOB: 0 K: 1 BB: 1 S: 9 P: 14	R: 0 H: 1 E: 0 LOB: 1 K: 1 BB: 0 S: 9 P: 15	R: 2 H: 3 E: 0 LOB: 2 K: 0 BB: 1 S: 16 P: 25	R: 1 H: 2 E: 0 LOB: 1 K: 0 BB: 0 S: 14 P: 18		1B: 10 SF: 1 2B: 0 SAC: 1 3B: 0 DP: 1 HR: 1 HBP: 0				WP: 0 PA: 36 PB: 0 SB: 1 CS: 1		

PITCHER		IP	WLS	BF	H	R	ER	SO	BB	IBB	HBP	BLK	WP	HR	S	P	ERA	WHIP
29 John Smoltz, R ERA: 3.03	(1, 1)	6.1		26	8	3	2	4	1	0	0	0	0	0	70	101	2.84	1.421
Ron Mahay, L ERA: 2.64	(7, 1)	0.1	B	3	1	0	0	0	1	0	0	0	0	0	6	11	0.00	6.000
58 Peter Moylan, R ERA: 1.9	(7, 1)	0.1		1	0	0	0	0	0	0	0	0	0	0	2	3	0.00	0.000
39 Rafael Soriano, R ERA: 3.83	(8, 1)	1.0	L	5	2	1	1	0	0	0	0	0	0	1	14	18	9.00	2.000

PITCHER	IP	WLS	BF	H	R	ER	SO	BB	IBB	HBP	BLK	WP	HR	S	P	ERA	WHIP

BOTTOM

Atlanta Braves @ New York Mets

Shea Stadium, Flushing, NY

Wed Aug 08 2007, 7:10 PM EDT
Att. 51,749 - Cloudy - 93 F

livebaseballscorecards.com

AB	31
R	4
H	11
RBI	4
BB	2
SO	4
LOB	19

Atlanta Braves @ New York Mets

Shea Stadium, Flushing, NY

Thu Aug 09 2007, 12:10 PM EDT

Att. 52,425 - Sunny - 80 F

TOP

livebaseballscorecards.com

Batter	1	2	3	4	5	6	7	8	9	AB	R	H	RBI	BB	SO	LOB
Willie Harris, L (1, 7) OBP: 0.402, SLG: 0.444	C S T 0-2 ① K		C C X 0-2 ② G4-3		B B B 4-0 2 FC6-4 1-2 BB	C B H 2-1 10 WP 1-2 HBP		B F B X 2-1 2 1B		3	0	1	0	1	1	0
2 Kelly Johnson, L (1, 4) OBP: 0.391, SLG: 0.492	B C X 1-1 ② F7		B X 1-0 3B		B C F X 1-2 ① FC6-4 10 HR 1-2f 2-3	X 0-0 ② F8		B C F X 1-2 1B		5	1	2	0	0	0	4
10 Chipper Jones, S (1, 5) OBP: 0.432, SLG: 0.598	F F B F B B B 4-2 BB		B C X 1-1 ③ F7		D X 1-0 1-H 3-H HR	C B B B X 3-2 ③ P4 1-2 2-3		C S F F B B F S 2-3 ② K		4	1	1	3	1	1	5
Mark Teixeira, S (1, 3) OBP: 0.394, SLG: 0.542	C B S X 1-2 ③ P5			S C C 0-3 ① K	C C B X 1-2 HR		C F X 0-2 16 1B 7 G6-4-3 1B	B X 1-0 ③ G6-3		5	2	2	1	0	1	3
16 Brian McCann, L (1, 2) OBP: 0.321, SLG: 0.451		B B B C B 4-1 G5-3 BB		B S S B F X 3-2 7 1B SF7 1B	C F B S 2-3 ② K		F X 0-1 7 G6-4-3 1-3 1B		B B F S F F B F X 3-2 ① L8	4	1	2	0	1	1	0
7 Jeff Francoeur, R (1, 9) OBP: 0.349, SLG: 0.459		B F F F F B S 2-3 ① K		T X 0-1 1-3 1B	X 0-0 ③ G5-3		X 0-0 ① ② G6-4-3 1-2f 3-H		B B F F F F F F B 3-2 X ② G6-3	5	0	1	0	0	1	2
Andruw Jones, R (1, 8) OBP: 0.313, SLG: 0.419		B S F X 1-2 ② G5-3 1-2	B C X 1-1 ② SF7 3-H		C B T B X 2-2 ① F7	F B C X 1-2 1B		B C F B B S 3-3 ③ K		4	0	1	1	0	1	1
19 Yunel Escobar, R (1, 6) OBP: 0.365, SLG: 0.408		F B B C F B X 3-2 ③ L4		1 SAFE C X 0-1 ③ G6-3		B X 1-0 15 E 15 S 15 SH 1B	C F B X 1-2 ③ F8			4	1	1	0	0	0	3
15 Tim Hudson, R (1, 1) OBP: 0.241, SLG: 0.250			C B F X 1-2 ① L8		F X 0-1 2 FC6-4 10 HR BB 1B	1 SAFE L B P S S X 2-2 SH 10 WP HBP 1-H		B X 1-0 ① G4-3		2	1	1	1	0	0	0
Ron Mahay, L (7, 1)										0	0	0	0	0	0	0
Scott Thorman, L (8, PH) OBP: 0.260, SLG: 0.400										0	0	0	0	0	0	0
1 Martin Prado, R (8, PH) OBP: 0.250, SLG: 0.233										1	0	0	0	0	0	0
58 Peter Moylan, R (8, 1)										0	0	0	0	0	0	0
Tyler Yates, R (9, 1)										0	0	0	0	0	0	0
Oscar Villarreal, L (9, 1) OBP: 0.250, SLG: 0.250										0	0	0	0	0	0	0
Inning Stats	R: 0 E: 0 K: 1 S: 11 H: 0 LOB: 1 BB: 1 P: 17	R: 0 E: 0 K: 1 S: 13 H: 0 LOB: 1 BB: 1 P: 23	R: 0 E: 0 K: 0 S: 9 H: 1 LOB: 1 BB: 0 P: 12	R: 1 E: 0 K: 1 S: 12 H: 2 LOB: 1 BB: 0 P: 16	R: 4 E: 0 K: 1 S: 13 H: 3 LOB: 0 BB: 1 P: 22	R: 1 E: 0 K: 0 S: 13 H: 1 LOB: 2 BB: 0 P: 22	R: 1 E: 0 K: 0 S: 12 H: 3 LOB: 1 BB: 0 P: 14	R: 0 E: 0 K: 1 S: 14 H: 2 LOB: 2 BB: 0 P: 21	R: 0 E: 0 K: 1 S: 16 H: 0 LOB: 0 BB: 0 P: 25	1B: 9 2B: 0 3B: 1 HR: 2 SF: 1 SAC: 1 DP: 1 HBP: 1						

AB	37
R	7
H	12
RBI	6
BB	3
SO	6
LOB	18

WP: 1 PA: 43
PB: 0
SB: 1
CS: 0

PITCHER		IP	WLS	BF	H	R	ER	SO	BB	IBB	HBP	BLK	WP	HR	S	P	ERA	WHIP
33 John Maine, R ERA: 3.53	(1, 1)	5.1	L	27	7	6	6	4	3	0	0	0	0	2	66	102	10.12	1.875
Scott Schoeneweis, L ERA: 5.23	(6, 1)	0.2		3	0	0	0	0	0	0	1	0	1	0	5	10	0.00	0.000
Jorge Sosa, R ERA: 4.31	(7, 1)	1.0		5	3	1	1	0	0	0	0	0	0	0	12	14	9.00	3.000
25 Pedro Feliciano, L ERA: 2.76	(8, 1)	1.0		5	2	0	0	1	0	0	0	0	0	0	14	21	0.00	2.000
59 Guillermo Mota, R ERA: 4.78	(9, 1)	1.0		3	0	0	0	1	0	0	0	0	0	0	16	25	0.00	0.000

PITCHER	IP	WLS	BF	H	R	ER	SO	BB	IBB	HBP	BLK	WP	HR	S	P	ERA	WHIP

Atlanta Braves @ New York Mets

Shea Stadium, Flushing, NY

Thu Aug 09 2007, 12:10 PM EDT

Att. 52,425 - Sunny - 80 F

BOTTOM

Batter	1	2	3	4	5	6	7	8	9	AB	R	H	RBI	BB	SO	LOB
7 José Reyes, S (1, 6) OBP: 0.379, SLG: 0.459	2-2 1 SH2-3 5 1B 1B		1-1 ① B2-3		3-1 1 G3 21 1B 1B	1-1 ③ F9			2-2 1 G4-3 5 HR 1-3 2B	5	3	3	0	0	0	0
1 Luis Castillo, S (1, 4) OBP: 0.357, SLG: 0.357	1 SAFE 0-0 ① SH2-3 1-2		2-2 5 18 1B 1B		1-2 ① G3 1-2		4-1 BB		2-1 ① G4-3 2-3 3-H	3	1	1	1	1	0	2
5 David Wright, R (1, 5) OBP: 0.391, SLG: 0.509	1-1 21 BB 2-H 1B		1 SAFE 0-2 18 1B 1-2 1B		2-2 ② G4-3		0-2 ① K		0-1 HR 3-H	5	1	3	3	0	1	2
21 Carlos Delgado, L (1, 3) OBP: 0.331, SLG: 0.434	1 SAFE 4-2 FC6 1-2 BB		0-2 ② F7		0-0 18 1B 2-H 1B		0-1 ② P3		1-0 ② F7	4	0	1	1	1	0	3
18 Moises Alou, R (1, 7) OBP: 0.370, SLG: 0.467	0-0 ② F7		3-1 1-2 2-H 1B		1-0 HBP 1-3 1B		0-2 ③ G5-3		2-0 ③ G6-3	5	0	2	1	0	0	3
Shawn Green, L (1, 9) OBP: 0.323, SLG: 0.419	2-2 ③ FC6 1-2f		0-3 ③ K		3-2 1-2 HBP			0-1 ① G3		3	0	0	0	0	1	4
11 Ramon Castro, R (1, 2) OBP: 0.324, SLG: 0.539		3-3 ① K		1-2 ① G4-3	2-1 ③ P6			1-0 ② G6-3		4	0	0	0	0	1	3
23 Marlon Anderson, L (1, 8) OBP: 0.303, SLG: 0.317 Lastings Milledge, R (4, PH) (5, 8) OBP: 0.333, SLG: 0.467		0-0 33 CS 1B		3-1 ② G4-3		1-2 ① G5-3		0-0 ③ G5-3		1 3	0 0	1 0	0 0	0 0	0 0	0 0
33 John Maine, R (1, 1) OBP: 0.182, SLG: 0.179 Scott Schoeneweis, L (6, 1) 17 David Newhan, L (6, PH) OBP: 0.303, SLG: 0.299 Jorge Sosa, R (7, 1) OBP: 0.296, SLG: 0.292 25 Pedro Feliciano, L (8, 1) 59 Guillermo Mota, R (9, 1) Ruben Gotay, S (9, PH) OBP: 0.383, SLG: 0.500		1-3 ②③ K 1-2		2-2 ③ G1-3		2-1 ② G3			2-1 7 2B 1 G4-3 1B	2 0 1 0 0 0 0 1	0 0 0 0 0 0 0 1	0 0 0 0 0 0 0 1	0 0 0 0 0 0 0 1	1 0 0 0 0 0 0 0	1 0 0 0 0 0 0 0	1 0 0 0 0 0 0 0

livebaseballscorecards.com

AB	37
R	6
H	12
RBI	6
BB	2
SO	4
LOB	18

Inning Stats	1	2	3	4	5	6	7	8	9
	R: 1 E: 0 K: 0 S: 12	H: 2 LOB: 2 BB: 1 P: 21	R: 0 E: 0 K: 2 S: 8	H: 1 LOB: 1 BB: 0 P: 12	R: 1 E: 0 K: 1 S: 18	H: 3 LOB: 2 BB: 0 P: 24	R: 0 E: 0 K: 0 S: 8	H: 0 LOB: 0 BB: 0 P: 14	R: 1 E: 0 K: 0 S: 14	H: 3 LOB: 3 BB: 0 P: 26	R: 0 E: 0 K: 0 S: 7	H: 0 LOB: 0 BB: 0 P: 11	R: 0 E: 0 K: 1 S: 9	H: 0 LOB: 1 BB: 1 P: 13	R: 0 E: 0 K: 0 S: 4	H: 0 LOB: 0 BB: 0 P: 5	R: 3 E: 0 K: 0 S: 12	H: 3 LOB: 0 BB: 0 P: 21

| | | |

Batter	1	2	3	4	5	6	7	8	9	AB	R	H	RBI	BB	SO	LOB
19 Yunel Escobar, R (1, 6) OBP: 0.360, SLG: 0.399	C CH 84 S CH 84 B FA 92 F FA 92 F CH 84 B CH 84 B X 3-2 ① G5-3	X FA 90 0-0 ① F9		B B B C F B 4-2 23 FC6-4 BB			X 0-0 ② G4-3		B D F C X 2-2 ③ G1-3	4	0	0	0	1	0	2
23 Matt Diaz, R (1, 7) OBP: 0.371, SLG: 0.504	S CH 83 T FA 93 B FA 92 F FA 93 F CH 84 X CH 84 1-2 HR	B FA 90 C CH 82 X CU 78 1-1 ② F9		S S X 0-2 ③ FC6-4 1-2f			C B C X 1-2 ③ G4-3			4	1	1	1	0	0	1
10 Chipper Jones, S (1, 5) OBP: 0.430, SLG: 0.597	S FA 90 C FA 92 X FA 92 0-2 1B 2B	S CH 83 S FA 92 F FA 85 B FA 93 X FA 92 1-2 ③ P6			X 0-0 ① G5-3			C X 0-1 ① G5-3		4	1	1	0	0	0	0
Mark Teixeira, S (1, 3) OBP: 0.392, SLG: 0.538	C FA 92 B CH 84 F CH 84 B FA 85 X FA 92 2-2 G3 7 1B 16 2B 2-H 1B	X FA 90 0-0 ① G6-3			C F B B F X 2-2 ② L4			C C B S 1-3 ② K		4	1	1	1	0	1	0
7 Jeff Francoeur, R (1, 9) OBP: 0.351, SLG: 0.461	S CH 83 X CH 83 0-1 G3 16 2B 1-2 1B	B FA 90 B CH 82 C FA 90 B FA 90 X CH 82 3-1 ② P3			C X 0-1 ③ F7			B B X 2-0 2B		4	1	2	0	0	0	0
Andruw Jones, R (1, 8) OBP: 0.310, SLG: 0.415	X CH 81 0-0 ② G3 1-2 2-3	C FA 91 X FA 85 0-1 E5			S F F B X 1-2 ① G5-3			B F C X 1-2 ③ G1-3		4	0	0	0	0	0	3
16 Brian McCann, L (1, 2) OBP: 0.323, SLG: 0.453 Chris Woodward, R (9, PR) OBP: 0.252, SLG: 0.304	C CU 76 D CH 82 F FA 90 X FA 92 1-2 2-H 3-H 2B	F FA 90 F CH 81 F FA 91 B CH 84 1 SAFE F CH 83 X FA 92 1-2 ③ G4-3			B F F B X 2-2 ② F8				B B B B 4-0 G4-3 2 G1 BB	3 0	0 0	1 0	2 0	1 0	0 0	1 0
2 Kelly Johnson, L (1, 4) OBP: 0.390, SLG: 0.488	I IN 65 I IN 66 I IN 65 I IN 67 4-0 IBB			C FA 89 F FA 89 S CU 78 0-3 ① K		X 0-0 ③ G4-3			1 SAFE B B S X 2-1 ① G1 1-2	3	0	0	0	1	1	1
36 Chuck James, L (1, 1) OBP: 0.182, SLG: 0.167 1 Martín Prado, R (7, PH) OBP: 0.242, SLG: 0.226 58 Peter Moylan, R (7, 1) Tyler Yates, R (8, 1) Willie Harris, L (9, PH) OBP: 0.401, SLG: 0.442	F FA 90 B FA 89 C FA 90 X FA 91 1-2 ③ F7			F FA 90 C FA 90 S CU 79 0-3 ② K		B X 1-0 ① P4			B B C C F X 2-2 ② G4-3 2-3	2 1 0 0 1	0 0 0 0 0	0 0 0 0 0	0 0 0 0 0	0 0 0 0 0	1 0 0 0 0	2 0 0 0 2
Inning Stats	R: 4 E: 0 K: 0 S: 25 H: 5 LOB: 2 BB: 1 P: 37	R: 0 E: 0 K: 0 S: 7 H: 0 LOB: 0 BB: 0 P: 9	R: 0 E: 1 K: 0 S: 10 H: 0 LOB: 1 BB: 0 P: 14	R: 0 E: 0 K: 2 S: 11 H: 0 LOB: 1 BB: 1 P: 15	R: 0 E: 0 K: 0 S: 7 H: 0 LOB: 0 BB: 0 P: 9	R: 0 E: 0 K: 0 S: 8 H: 0 LOB: 0 BB: 0 P: 11	R: 0 E: 0 K: 0 S: 5 H: 0 LOB: 0 BB: 0 P: 7	R: 0 E: 0 K: 1 S: 9 H: 1 LOB: 1 BB: 0 P: 13	R: 0 E: 0 K: 0 S: 9 H: 0 LOB: 2 BB: 1 P: 19	1B: 2 2B: 3 3B: 0 HR: 1	SF: 0 SAC: 0 DP: 0 HBP: 0			WP: 0 PB: 0 SB: 0 CS: 0	PA: 37		

PITCHER		IP	WLS	BF	H	R	ER	SO	BB	IBB	HBP	BLK	WP	HR	S	P	ERA	WHIP
35 Cole Hamels, L ERA: 3.64	(1, 1)	7.0	W	29	5	4	4	2	1	1	0	0	0	1	73	102	5.14	0.857
16 J.C. Romero, L ERA: 2.23	(8, 1)	0.2	H	2	0	0	0	1	0	0	0	0	0	0	5	6	0.00	0.000
Antonio Alfonseca, R ERA: 3.92	(8, 1)	0.1	H	2	1	0	0	0	0	0	0	0	0	0	4	7	0.00	3.000
45 Tom Gordon, R ERA: 4.15	(9, 1)	1.0	S	4	0	0	0	0	1	0	0	0	0	0	9	19	0.00	1.000

PITCHER	IP	WLS	BF	H	R	ER	SO	BB	IBB	HBP	BLK	WP	HR	S	P	ERA	WHIP

TOP

Atlanta Braves @ Philadelphia Phillies

Citizens Bank Park, Philadelphia, PA

Fri Aug 10 2007, 7:35 PM EDT
Att. 40,844 - Cloudy - 64 F

livebaseballscorecards.com

AB	34
R	4
H	6
RBI	4
BB	3
SO	3
LOB	12

BOTTOM

Atlanta Braves @ Philadelphia Phillies

Citizens Bank Park, Philadelphia, PA

Fri Aug 10 2007, 7:35 PM EDT

Att. 40,844 - Cloudy - 64 F

livebaseballscorecards.com

Batter	1	2	3	4	5	6	7	8	9	AB	R	H	RBI	BB	SO	LOB
11 Jimmy Rollins, S (1, 6) OBP: 0.338, SLG: 0.515	C FA 87 B FA 88 X FA 87 1-1 1B 2B 1B	C FA 86 F CH 76 F CH 78 F FA 89 F FA 90 B CH 77 X FA 89 1-2 ① F8			C X 0-1 ① L8		I I I 4-0 FC5-4 IBB			3	1	1	0	1	0	0
Tadahito Iguchi, R (1, 4) OBP: 0.355, SLG: 0.400	C FA 87 B CH 76 B CH 77 B FA 88 X FA 88 3-1 2B 6 SF7 1B 1-2	X FA 85 0-0 ② G6-3			C B X 1-1 ② G1-3		B F X 1-1 ② FC5-4 1-2f 2-3			4	1	1	0	0	0	2
Pat Burrell, R (1, 7) OBP: 0.417, SLG: 0.484 16 J.C. Romero, S (8, 1) Antonio Alfonseca, R (8, 1) 45 Tom Gordon, R (9, 1)	X CH 76 0-0 HR 1-3 2H 2B	S FA 89 B CH 80 F CH 79 F FA 90 C FA 90 1-3 ③ K			B F B T S 2-3 ③ K		C B C X 1-2 ③ F7			4 0 0 0	1 0 0 0	1 0 0 0	1 0 0 0	0 0 0 0	2 0 0 0	2 0 0 0
6 Ryan Howard, L (1, 3) OBP: 0.398, SLG: 0.592	C FA 89 B FA 90 X CH 79 1-1 ① SF7 3-H	X CH 77 0-0 ① F8		X 0-0 ① G4-3		F B F H 2-2 HBP			2	0	0	1	0	0	0	
Aaron Rowand, R (1, 8) OBP: 0.385, SLG: 0.523 29 Chris Roberson, S (2, 8) OBP: 0.250, SLG: 0.250	C FA 88 S FA 89 B FA 89 S CH 78 1-3 ② K	C FA 86 X FA 88 0-1 ② P3		F S X 0-2 ② G6-3		L L L 0-3 ① K			1 3	0 0	0 0	0 0	0 0	1 1	1 1	
Wes Helms, R (1, 5) OBP: 0.308, SLG: 0.383 Abraham Nunez, S (8, 5) OBP: 0.323, SLG: 0.307	B FA 90 X CH 77 1-0 2-H HR	C FA 88 F FA 89 B FA 90 B CH 78 F FA 90 X FA 88 2-2 ③ F8		C F B F B X 2-2 ③ F9		C F S 0-3 ② K			3 1	1 0	1 0	2 0	0 0	0 1	0 1
28 Jayson Werth, R (1, 9) OBP: 0.376, SLG: 0.414	B CH 78 S FA 88 B FA 89 B FA 88 S FA 89 B FA 89 4-2 27 1B BB	B B F C F T 2-2 ① K			F C B X 1-2 27 SH2-4 19 E 1B	C C B B C 2-3 ③ K			3	1	1	0	1	2	1	
27 Chris Coste, R (1, 2) OBP: 0.348, SLG: 0.438	1 SAFE F FA 86 B FA 87 F FA 86 X CH 77 1-2 1-2 1B	B X 1-0 ② F7			1 SAFE X 0-0 ① SH2-4 1-2					2	0	1	0	0	0	0	
35 Cole Hamels, L (1, 1) OBP: 0.155, SLG: 0.179 19 Greg Dobbs, L (7, PH) OBP: 0.331, SLG: 0.493 (8, 7)	C FA 86 F FA 87 S FA 90 0-3 ③ K	B C F B F B F X 3-2 ③ F8			B F B X 2-1 E6 FC5-4 2-H 1B					2 1	0 0	0 1	0 0	0 0	1 0	2 0
Inning Stats	R: 4 E: 0 K: 2 S: 19 H: 5 LOB: 2 BB: 1 P: 31	R: 0 E: 0 K: 1 S: 11 H: 0 LOB: 0 BB: 0 P: 13	R: 0 E: 0 K: 0 S: 7 H: 0 LOB: 0 BB: 0 P: 9	R: 0 E: 0 K: 1 S: 10 H: 0 LOB: 0 BB: 0 P: 16	R: 0 E: 0 K: 1 S: 7 H: 0 LOB: 0 BB: 0 P: 10	R: 0 E: 0 K: 0 S: 8 H: 0 LOB: 0 BB: 0 P: 10	R: 1 E: 1 K: 0 S: 11 H: 2 LOB: 2 BB: 1 P: 20	R: 0 E: 0 K: 3 S: 12 H: 0 LOB: 1 BB: 0 P: 16		1B: 5 2B: 1 3B: 0 HR: 1	SF: 1 SAC: 1 DP: 0 HBP: 1			WP: 0 PB: 0 SB: 0 CS: 0	PA: 34	

	AB	29
	R	5
	H	7
	RBI	4
	BB	2
	SO	8
	LOB	10

PITCHER		IP	WLS	BF	H	R	ER	SO	BB	IBB	HBP	BLK	WP	HR	S	P	ERA	WHIP
36 Chuck James, L ERA: 3.93	(1, 1)	6.0		24	5	4	4	5	1	0	0	0	0	1	62	89	6.00	1.000
58 Peter Moylan, R ERA: 1.84	(7, 1)	1.0	L	6	2	1	0	0	0	1	0	0	0	0	11	20	0.00	2.000
Tyler Yates, R ERA: 5.33	(8, 1)	1.0		4	0	0	0	3	0	0	1	0	0	0	12	16	0.00	0.000

PITCHER	IP	WLS	BF	H	R	ER	SO	BB	IBB	HBP	BLK	WP	HR	S	P	ERA	WHIP

Batter	1	2	3	4	5	6	7	8	9	AB	R	H	RBI	BB	SO	LOB
Willie Harris, L (1, 7) OBP: 0.404, SLG: 0.451	B FA 88 S FA 90 C CU 75 B FA 92 X CU 75 2-2 G4-3 2 10 SF7 2B		B FA 92 B FA 92 S FA 92 B FA 92 F FA 92 F FA 93 X FA 91 3-2 2 HR 2B	C FA 90 B FA 89 B FA 89 B FA 89 F FA 89 F FA 90 F FA 89 S FA 90 3-3 K ②		B FA 93 F FA 92 C FA 94 B FA 94 T CH 83 2-2 K ③		B FA 94 B FA 92 B FA 93 B FA 93 4-0 10 BB 2 BB G4-2-3 BB	4	2	2	0	1	2	3
2 Kelly Johnson, L (1, 4) OBP: 0.395, SLG: 0.497	C FA 92 B FA 91 F CU 75 B CU 75 B FA 93 X CU 76 3-2 G4-3 ① 2-3		B CU 77 X CU 77 1-0 2-H HR	C FA 90 X CH 81 0-1 1-3 2-H 1B			T FA 90 F SL 80 B FA 91 B SL 81 B SL 81 B 4-2 10 G6-4-3 BB		1 SAFE B FA 93 C FA 92 B FA 93 B FA 93 B FA 93 4-1 G4-2-3 10 BB 1-2 BB	3	1	2	3	2	0	1
10 Chipper Jones, S (1, 5) OBP: 0.430, SLG: 0.600	F FA 90 X FA 92 0-1 SF7 ② 3-H		X FA 92 0-0 3B 3B	B FA 90 S CH 82 B CH 80 C SI 90 X CH 84 2-2 F8 ③			B CH 80 B FA 92 X FA 91 2-0 G6-4-3 ① ② 1-2f		B FA 94 B FA 92 B SL 85 C FA 94 B FA 93 4-1 G4-2-3 1-2 2-3 BB	3	1	1	1	1	0	3
Mark Teixeira, S (1, 3) OBP: 0.390, SLG: 0.539	B FA 92 B CU 76 C FA 92 C FA 91 F CU 78 X FA 93 2-2 P6 ③		X FA 90 0-0 3-H 3B		B FA 89 B CH 83 F FA 90 C FA 91 S FA 88 2-3 K ①		B CH 80 B FA 92 S CH 83 B CU 83 C CH 82 S SL 82 3-3 K ③		C CU 80 F CU 81 B FA 93 X CH 84 1-2 G4-2-3 ① ② 1-2 2-3 3-Hf	5	0	1	1	0	2	3
16 Brian McCann, L (1, 2) OBP: 0.321, SLG: 0.449		B CU 73 X CH 83 1-0 G3-1 ①	B FA 92 B FA 92 X FA 85 2-0 G1 ③		X FA 91 0-0 7 G4-6-3 1B			S FA 91 F FA 92 F FA 92 S SL 83 0-3 K2-3 ①	X CU 82 0-0 G4-3 ③	5	0	1	0	0	1	3
7 Jeff Francoeur, R (1, 9) OBP: 0.352, SLG: 0.468		C FA 90 B CH 84 F FA 90 F FA 90 S CU 78 1-3 K ②		X CU 77 0-0 HR	C FA 90 S FA 90 B SL 85 B SL 84 X FA 91 2-2 G4-6-3 ② ③ 1-2f			B FA 92 F SL 83 B CH 80 B CH 81 X CU 81 3-1 2B 1B		4	2	2	1	0	1	1
Andruw Jones, R (1, 8) OBP: 0.312, SLG: 0.418		B SL 82 X FA 88 1-0 G4-3 ③		B CU 76 S FA 92 F SL 84 X FA 84 1-2 19 1B 2 1B 1B		S FA 94 S FA 92 T SL 78 0-2 K ①		B SL 85 F SL 85 B SL 84 X FA 93 2-1 19 G4-3 1-H 2B		4	1	2	1	0	1	0
19 Yunel Escobar, R (1, 6) OBP: 0.358, SLG: 0.395			B FA 91 F FA 90 X CH 82 1-1 F7 ①	X FA 91 0-0 2 1B 1-2 1B		B SL 90 B FA 94 F FA 93 S FA 94 S CU 78 2-3 K2-3 ②		B SL 86 B SL 85 B FA 94 C FA 93 X FA 94 3-1 G4-3 ② 2-3		4	0	1	0	0	1	1
Lance Cormier, R (1, 1) Ron Mahay, L (5, 1) 1 Martin Prado, R (6, PH) OBP: 0.265, SLG: 0.250 Oscar Villarreal, L (6, 1) OBP: 0.250, SLG: 0.250 23 Matt Diaz, R (8, PH) OBP: 0.392, SLG: 0.502 39 Rafael Soriano, R (8, 1) Bob Wickman, R (9, 1)			C FA 92 S CU 75 B SL 81 B FA 93 B FA 92 F FA 92 X FA 91 3-2 G6-3 ②	F FA 88 L CH 87 C FA 89 0-3 K ①		B SL 91 X FA 93 1-0 1B		X SL 86 0-0 G6-3 ③		2 0 0 0 0 1 2 0 0 0 0 0 0 0 1 0 1 0 0 0 0 0 0 0 0 0 0 0 1 0 0 0 0 0 1 0 0 0 0 0 0 0 0 0 0 0 0 0 0						
Inning Stats	R: 1 E: 0 K: 0 S: 12 H: 1 LOB: 0 BB: 0 P: 19	R: 0 E: 0 K: 1 S: 6 H: 0 LOB: 0 BB: 0 P: 9	R: 3 E: 0 K: 0 S: 14 H: 4 LOB: 1 BB: 0 P: 24	R: 2 E: 0 K: 2 S: 18 H: 4 LOB: 2 BB: 0 P: 24	R: 0 E: 0 K: 1 S: 7 H: 1 LOB: 0 BB: 0 P: 11	R: 0 E: 0 K: 3 S: 10 H: 1 LOB: 1 BB: 0 P: 15	R: 0 E: 0 K: 1 S: 6 H: 0 LOB: 0 BB: 1 P: 15	R: 1 E: 0 K: 1 S: 11 H: 2 LOB: 1 BB: 0 P: 19	R: 0 E: 0 K: 0 S: 6 H: 0 LOB: 2 BB: 3 P: 19	1B: 6 2B: 3 3B: 2 HR: 2 SF: 1 SAC: 0 DP: 3 HBP: 0						

PITCHER		IP	WLS	BF	H	R	ER	SO	BB	IBB	HBP	BLK	WP	HR	S	P	ERA	WHIP
23 Adam Eaton, R ERA: 6.36	(1, 1)	3.0	L	17	8	6	6	1	0	0	0	0	0	2	37	58	18.00	2.667
55 Clay Condrey, R ERA: 5.46	(4, 1)	2.0		7	2	0	0	3	0	0	0	0	0	0	20	29	0.00	1.000
Jose Mesa, R ERA: 5.65	(6, 1)	1.0		4	1	0	0	3	0	0	0	0	0	0	10	15	0.00	1.000
16 J.C. Romero, L ERA: 2.41	(7, 1)	1.1		5	1	1	1	2	1	0	0	0	0	0	12	24	6.75	1.500
58 J.D. Durbin, R ERA: 5.73	(8, 1)	1.2		8	1	0	0	0	3	0	0	0	0	0	11	29	0.00	2.400

PITCHER	IP	WLS	BF	H	R	ER	SO	BB	IBB	HBP	BLK	WP	HR	S	P	ERA	WHIP

TOP

Atlanta Braves @ Philadelphia Phillies

Citizens Bank Park, Philadelphia, PA

Sat Aug 11 2007, 7:05 PM EDT

Att. 44,948 - Clear - 80 F

livebaseballscorecards.com

AB	36
R	7
H	13
RBI	7
BB	4
SO	9
LOB	18

BOTTOM

Atlanta Braves @ Philadelphia Phillies

Citizens Bank Park, Philadelphia, PA

Sat Aug 11 2007, 7:05 PM EDT
Att. 44,948 - Clear - 80 F

livebaseballscorecards.com

Batter	1	2	3	4	5	6	7	8	9	AB	R	H	RBI	BB	SO	LOB
11 Jimmy Rollins, S (1, 6) OBP: 0.339, SLG: 0.519	B FA 88 B FA 89 B FA 90 C FA 90 C FA 89 F FA 89 X FA 90 3-2 ① F8		B FA 88 B FA 88 F FA 88 X FA 88 2-1 HR		C CU 75 F CU 75 B FC 90 D CU 78 B FC 90 B CU 78 4-2 2B 1B 1-2 2-3 BB		C FA 87 X SL 86 0-1 ① G3		B FA 91 C FA 92 B FA 92 X SL 82 2-1 ② G6-3 2-3	4	2	1	1	1	0	1
Tadahito Iguchi, R (1, 4) OBP: 0.354, SLG: 0.400	C CU 75 B FA 90 X FA 89 1-1 ② P3		B FC 89 C FA 89 B CU 78 X FA 87 2-1 ② G4-3		C FC 89 X FC 90 0-1 1B 2B 1-3 2-H 3-H		C FA 88 F FA 91 B FA 92 S SL 83 1-3 ② K		B FA 92 C FA 92 S SL 83 X SL 82 1-2 ③ G6-3	5	0	1	2	0	1	1
Pat Burrell, R (1, 7) OBP: 0.420, SLG: 0.489 58 J.D. Durbin, R (8, 1) OBP: 0.364, SLG: 0.455	B FA 90 F CU 75 B FC 90 B FC 90 F FA 90 B FA 92 4-2 BB		B FA 89 X CU 77 1-0 2B		F FA 90 B FA 89 X FA 88 1-1 2-3 3-H 1B		C SL 86 C FA 92 B FA 93 X SL 87 1-2 ③ G5-3			3 0	0 0	2 0	1 0	1 0	0 0	0 0
6 Ryan Howard, L (1, 3) OBP: 0.394, SLG: 0.585	B FA 90 X FA 90 1-0 ③ L7		B FC 89 S FC 89 S FA 89 X FA 89 1-2 ③ G4-3		C CH 81 B FA 91 F SL 83 S SL 83 1-3 ① K			F FA 94 S FA 96 F FA 97 F FA 97 F SL 86 B FA 95 X FA 88 1-2 ① L4		4	0	0	0	0	1	4
Aaron Rowand, R (1, 8) OBP: 0.384, SLG: 0.527		B FA 88 X FA 88 1-0 ① G6-3		C FA 88 F CU 75 S CU 76 0-3 K 19 L3	S FA 91 B FA 91 S FA 85 T FA 91 1-2 ② K			S SL 85 B SL 87 F SL 84 F FA 95 B FA 95 X SL 87 2-2 HR		4	1	1	1	0	2	2
19 Greg Dobbs, L (1, 5) OBP: 0.329, SLG: 0.489 (8, 7)		B CU 76 C FA 88 B SL 89 F FA 89 F CU 78 X FA 90 2-2 28 F9 28 S 1B		X FA 89 0-0 ① ② L3 1-1	S CH 82 S SL 82 X SL 81 0-2 ③ G3			B FA 95 B FA 93 S FA 93 F FA 93 F FA 95 F FA 94 F CH 87 F FA 95 S CH 87 2-3 ② K		4	0	1	0	0	1	3
28 Jayson Werth, R (1, 9) OBP: 0.365, SLG: 0.400		B FC 89 1 SAFE F FA 88 B FC 88 B SL 89 X FC 89 3-1 ② F9 1-3		C CU 76 B FC 87 X CU 75 1-1 ③ G5-3		B FA 90 X SL 83 1-0 ① L6		C FA 94 C FA 94 F FA 96 S FA 94 0-3 ③ K		4	0	0	0	0	1	1
27 Chris Coste, R (1, 2) OBP: 0.357, SLG: 0.456		B CU 77 B FA 89 B FC 89 X FC 89 3-0 ③ G5-3			B CU 76 X FA 88 1-0 11 WP 29 1B 2B 1B		C FA 87 B FA 93 F FA 91 X SL 84 1-2 ② G3		F FA 92 X FA 91 0-1 11 G6-3 2B	4	1	2	0	0	0	1
23 Adam Eaton, R (1, 1) OBP: 0.250, SLG: 0.240 55 Clay Condrey, R (4, 1) 29 Chris Roberson, S (5, PH) OBP: 0.286, SLG: 0.286 Jose Mesa, R (6, 1) Abraham Nunez, S (6, PH) OBP: 0.321, SLG: 0.305 16 J.C. Romero, S (7, 1) Wes Helms, R (8, 5) OBP: 0.307, SLG: 0.382			C FA 89 F CU 75 X CU 75 0-2 ① L5		F FA 88 B FC 87 F SL 88 B FC 88 X FA 89 2-2 11 WP 1-2 2B 1B	B SL 86 B CH 86 X FA 90 2-0 ③ F7			X FA 92 0-0 ① F8	1 0 1 0 1 0 1	0 0 1 0 0 0 0	0 0 1 0 0 0 0	0 0 0 0 0 0 0	0 0 0 0 0 0 0	0 0 0 0 0 0 0	0 0 0 0 0 0 1

	AB	R	H	RBI	BB	SO	LOB
AB	36						
R		5					
H			9				
RBI				5			
BB					2		
SO						6	
LOB							14

Inning Stats																																
	R: 0	E: 0	K: 0	S: 9	H: 0	LOB: 1	BB: 1	P: 18	R: 0	E: 0	K: 0	S: 8	H: 1	LOB: 1	BB: 0	P: 17	R: 1	E: 0	K: 0	S: 11	H: 2	LOB: 1	BB: 0	P: 17	R: 0	E: 0	K: 1	S: 6	H: 0	LOB: 0	BB: 0	P: 7
	R: 3	E: 0	K: 2	S: 19	H: 4	LOB: 2	BB: 1	P: 29	R: 0	E: 0	K: 0	S: 5	H: 0	LOB: 0	BB: 0	P: 9	R: 0	E: 0	K: 1	S: 8	H: 0	LOB: 0	BB: 0	P: 10	R: 1	E: 0	K: 2	S: 21	H: 1	LOB: 0	BB: 0	P: 26
	R: 0	E: 0	K: 0	S: 8	H: 1	LOB: 1	BB: 0	P: 11	1B: 4	2B: 4	3B: 0	HR: 2	SF: 0	SAC: 0	DP: 1	HBP: 0	WP: 2	PB: 0	SB: 1	CS: 0	PA: 38											

PITCHER		IP	WLS	BF	H	R	ER	SO	BB	IBB	HBP	BLK	WP	HR	S	P	ERA	WHIP
Lance Cormier, R ERA: 13.5	(1, 1)	4.0		21	7	4	4	1	2	0	0	0	2	1	44	77	9.00	2.250
Ron Mahay, L ERA: 2.53	(5, 1)	1.0	W	3	0	0	0	2	0	0	0	0	0	0	9	11	0.00	0.000
Oscar Villarreal, R ERA: 3.55	(6, 1)	2.0	H	6	0	0	0	1	0	0	0	0	0	0	13	19	0.00	0.000
39 Rafael Soriano, R ERA: 3.93	(8, 1)	1.0	H	4	1	1	1	2	0	0	0	0	0	1	21	26	9.00	1.000
Bob Wickman, R ERA: 3.79	(9, 1)	1.0	S	4	1	0	0	0	0	0	0	0	0	0	8	11	0.00	1.000

PITCHER	IP	WLS	BF	H	R	ER	SO	BB	IBB	HBP	BLK	WP	HR	S	P	ERA	WHIP

Atlanta Braves @ Philadelphia Phillies

Citizens Bank Park, Philadelphia, PA

Sun Aug 12 2007, 8:05 PM EDT

Att. 45,053 - Clear - 85 F

livebaseballscorecards.com

TOP

Batter	1	2	3	4	5	6	7	8	9	AB	R	H	RBI	BB	SO	LOB
19 Yunel Escobar, R (1, 6) OBP: 0.356, SLG: 0.392	X FA 82 0-0 23 2B 10 1B 1B		C CH 74 B FA 83 F FA 81 B X FA 82 2-2 ① F8		B FA 83 C CU 69 X FA 83 1-1 ③ F8		B FA 91 F FA 91 F FA 93 F FA 92 S FA 93 1-3 ② K			4	1	1	0	0	1	2
23 Matt Diaz, R (1, 7) OBP: 0.371, SLG: 0.504	B FA 83 X CH 75 1-0 10 1B 1-3 2B		B CU 68 B FA 82 X FC 80 2-0 ② F7			C FA 81 B CH 75 B FA 82 F FA 82 B FA 82 B FA 82 4-2 7 1B BB	S FA 93 B FA 94 S FA 94 S FA 94 1-3 ③ K			3	1	1	0	1	1	1
10 Chipper Jones, S (1, 5) OBP: 0.428, SLG: 0.596	B FA 82 B SL 82 B FA 81 S CH 76 X FA 80 3-1 2-H 3-H 1B		F FC 81 B FC 81 B FA 82 C FA 82 X FA 83 2-2 ③ F9			C FA 83 B FA 82 X CU 68 1-1 ① L8		X CH 79 0-0 ① G6-3		4	0	1	2	0	0	1
Mark Teixeira, S (1, 3) OBP: 0.388, SLG: 0.535	C FA 83 B FA 83 B FA 82 X CH 76 2-1 ① F7			B FA 80 B FA 80 F CH 75 B FA 82 B FA 82 4-1 7 G4-6-3 BB		C FA 81 B FA 82 B FA 82 F CH 75 1 SAFE S FA 80 2-3 ② K		B FA 92 X FA 91 1-0 ② G5-3		3	0	0	0	1	1	2
7 Jeff Francoeur, R (1, 9) OBP: 0.351, SLG: 0.466	B FA 83 X CH 76 1-0 ② P3			F FA 82 X FA 82 0-1 ①② G4-6-3 1-2f		F CU 68 B FA 82 B FA 83 S CH 73 B CH 71 X CH 75 3-2 1-2 1B		F FA 92 B FA 94 B FA 92 S SL 87 S SL 87 2-3 ③ K		4	0	1	0	0	1	2
Andruw Jones, R (1, 8) OBP: 0.309, SLG: 0.414	C CH 75 B FA 83 B FA 82 T CH 75 S FA 82 2-3 ③ K			C CH 75 C CH 74 B FA 82 B FA 82 S CU 68 2-3 ③ K		C FA 82 S CH 74 F CH 73 D CH 72 C CH 75 1-3 ③ K			S FA 95 B FA 95 F FA 94 B FA 87 X FA 96 2-2 ① F8	4	0	0	0	0	3	3
16 Brian McCann, L (1, 2) OBP: 0.321, SLG: 0.447		B FA 82 X FA 82 1-0 ① G3			C FC 81 X FA 82 0-1 ① G4-3		C SL 81 X CH 75 0-1 1 2B 1B		B FA 95 F CU 79 X FA 88 1-1 ② G4-3	4	1	1	0	0	0	0
1 Martín Prado, R (1, 4) OBP: 0.297, SLG: 0.314 Willie Harris, L (9, PH) OBP: 0.403, SLG: 0.449		C CU 69 B FA 82 C FA 82 X CH 74 1-2 ② P3			C FA 82 B FA 83 B FA 82 X CH 74 2-1 38 SH5-4 1B		B FA 83 X FA 83 1-0 F9 1-H 2B		B FA 95 C FA 96 B FA 94 C FA 94 C FA 96 2-3 ③ K	3 1	0 0	2 0	1 0	0 0	0 1	0 0
38 Buddy Carlyle, L (1, 1) OBP: 0.143, SLG: 0.143 Tyler Yates, R (5, 1) Chris Woodward, R (7, PH) OBP: 0.250, SLG: 0.301 58 Peter Moylan, R (7, 1) 46 Manny Acosta, R (8, 1)		C FC 80 X FC 81 0-1 ③ G5-3			1 SAFE X 0-0 ② SH5-4 1-2		C FC 80 X CH 75 0-1 ① F9 2-3			1 0 1 0 0	0 0 0 0 0	0 0 0 0 0	0 0 0 0 0	0 0 0 0 0	0 0 0 0 0	0 0 1 0 0

	AB	32
	R	3
	H	7
	RBI	3
	BB	2
	SO	8
	LOB	12

Inning Stats	1	2	3	4	5	6	7	8	9	1B: 5	SF: 0	WP: 0	PA: 35
	R: 2 E: 0 K: 1 S: 10	R: 0 E: 0 K: 0 S: 6	R: 0 E: 0 K: 0 S: 7	R: 0 E: 0 K: 1 S: 6	R: 0 E: 0 K: 0 S: 7	R: 0 E: 0 K: 2 S: 14	R: 1 E: 0 K: 2 S: 12	R: 0 E: 0 K: 1 S: 5	R: 0 E: 0 K: 1 S: 8	2B: 2 3B: 0 HR: 0	SAC: 1 DP: 1 HBP: 0	PB: 0 SB: 0 CS: 0	
	H: 3 LOB: 1 BB: 0 P: 19	H: 0 LOB: 0 BB: 0 P: 8	H: 0 LOB: 0 BB: 0 P: 13	H: 0 LOB: 0 BB: 1 P: 12	H: 1 LOB: 1 BB: 0 P: 10	H: 1 LOB: 2 BB: 1 P: 25	H: 2 LOB: 1 BB: 0 P: 15	H: 0 LOB: 0 BB: 0 P: 8	H: 0 LOB: 0 BB: 0 P: 13				

PITCHER		IP	WLS	BF	H	R	ER	SO	BB	IBB	HBP	BLK	WP	HR	S	P	ERA	WHIP
Jamie Moyer, L ERA: 4.68	(1, 1)	6.1	W	27	7	3	3	4	2	0	0	0	0	0	55	93	4.26	1.421
Antonio Alfonseca, R ERA: 3.86	(7, 1)	0.2	H	2	0	0	0	2	0	0	0	0	0	0	7	9	0.00	0.000
16 J.C. Romero, L ERA: 2.36	(8, 1)	0.2	H	2	0	0	0	0	0	0	0	0	0	0	2	3	0.00	0.000
45 Tom Gordon, R ERA: 4.08	(8, 1)	0.1	H	1	0	0	0	1	0	0	0	0	0	0	3	5	0.00	0.000
39 Brett Myers, R ERA: 5.15	(9, 1)	1.0	S	3	0	0	0	1	0	0	0	0	0	0	8	13	0.00	0.000

PITCHER	IP	WLS	BF	H	R	ER	SO	BB	IBB	HBP	BLK	WP	HR	S	P	ERA	WHIP

BOTTOM

Atlanta Braves @ Philadelphia Phillies

Citizens Bank Park, Philadelphia, PA

Sun Aug 12 2007, 8:05 PM EDT

Att. 45,053 - Clear - 85 F

livebaseballscorecards.com

Batter	1	2	3	4	5	6	7	8	9	AB	R	H	RBI	BB	SO	LOB
11 Jimmy Rollins, S (1, 6) OBP: 0.342, SLG: 0.523	C FA 87 C FA 89 X FA 92 0-2 E S 28 1B 1B	B CU 73 X FA 90 1-0 ③ L9			B CH 85 B CH 84 B FA 87 B FA 86 4-0 E 6 HR BB		B FA 92 X FA 93 1-0 SF9 3B			3	3	2	0	1	0	1
Tadahito Iguchi, R (1, 4) OBP: 0.350, SLG: 0.396	1 SAFE B FA 88 1 SAFE B FA 88 B FA 89 C FA 85 1 SAFE X FA 89 3-1 ① F8		C CU 71 B FA 90 C FA 89 X CU 77 1-2 ① F8		B FA 89 B FA 89 C FA 87 1 SAFE T FA 88 X FA 90 2-2 FC4 6 HR 1-2		B FA 93 B FA 94 C FA 93 X FA 92 2-1 ① G5-3			4	1	0	0	0	0	3
Pat Burrell, R (1, 7) OBP: 0.418, SLG: 0.486 29 Chris Roberson, S (8, 7) (9, 9) OBP: 0.286, SLG: 0.286	B FA 89 B FA 90 B CU 72 F FA 90 B FA 91 4-1 6 BB 28 1B 1-3 BB		F FA 89 F FA 89 B FA 92 B SL 80 X FA 91 2-2 ② F8		B FA 90 C CU 73 B FA 91 F FA 89 F FA 91 B FA 92 X CU 75 3-2 ① P2		F FA 94 X FA 94 0-1 ② SF9 3-H			2 0	0 0	0 0	1 0	1 0	0 0	2 0
6 Ryan Howard, L (1, 3) OBP: 0.395, SLG: 0.592	B FA 91 B CU 74 B FA 89 C FA 88 B CH 80 4-1 28 1B 1-2 BB		C CU 75 F FA 92 B CH 83 C FA 92 1-3 ③ K		B FA 92 X FA 91 1-0 1-H 2-H HR		C SL 79 S SL 81 B FA 94 F SL 80 C SL 81 1-3 ③ K			3	1	1	3	1	2	0
Aaron Rowand, R (1, 8) OBP: 0.383, SLG: 0.525	C FA 88 F FA 90 B SL 87 F FA 90 B SL 88 S FA 92 2-3 ② K			C CU 71 F CU 77 X FA 91 0-2 28 FC6 1B	S FA 96 B FA 92 S FA 93 B SL 86 F SL 87 X FA 93 2-2 ② F9			F FA 95 B FA 95 C FA 96 S SL 82 1-3 ① K		4	0	1	0	0	2	3
28 Jayson Werth, R (1, 9) (9, 7) OBP: 0.362, SLG: 0.395	C FA 92 B SL 88 C FA 92 B FA 89 F FA 92 B FA 92 X FA 91 3-2 ③ 1-2 2-H 3-H 1B			F FA 88 C FA 89 1 SAFE X CU 75 0-2 ① FC6 51 1B 1-2f 1B	B FA 96 X SL 88 1-0 ③ G6-3			X FA 97 0-0 ② G1-3		4	0	1	1	0	0	1
51 Carlos Ruiz, R (1, 2) OBP: 0.321, SLG: 0.384		X FA 88 0-0 ① G4-3		C FA 90 X CU 72 0-1 1B 1-2 1B		C FA 94 X SL 87 0-1 ① G6-3		C FA 98 X FA 97 0-1 ③ G3		4	0	1	0	0	0	0
Abraham Nunez, S (1, 5) OBP: 0.321, SLG: 0.305		C FA 87 X CH 78 0-1 ② G1-3		B FA 90 F FA 89 X CH 79 1-1 ② 1-3 2-H 1B		B FA 95 T FA 95 X FA 96 1-1 ② G4-3				3	0	1	0	0	0	0
Jamie Moyer, L (1, 1) OBP: 0.140, SLG: 0.175 Antonio Alfonseca, R (7, 1) 16 J.C. Romero, S (8, 1) 45 Tom Gordon, R (8, 1) 39 Brett Myers, R (9, 1)		C FA 85 F FA 89 B FA 92 S CU 77 1-3 K		F FA 88 C FA 92 B FA 93 B CU 76 B FA 90 C FA 90 3-3 ③ K		C FA 94 F FA 95 F FA 94 S SL 88 0-3 ③ K				3 0 0 0 0	0 0 0 0 0	0 0 0 0 0	0 0 0 0 0	3 0 0 0 0	0 0 0 0 0	2 0 0 0 0
Inning Stats	R: 1 E: 0 K: 1 S: 15 H: 2 LOB: 2 BB: 2 P: 31	R: 0 E: 0 K: 1 S: 7 H: 0 LOB: 1 BB: 0 P: 9	R: 0 E: 0 K: 1 S: 9 H: 0 LOB: 0 BB: 0 P: 13	R: 0 E: 0 K: 1 S: 13 H: 3 LOB: 2 BB: 0 P: 17	R: 3 E: 1 K: 0 S: 13 H: 1 LOB: 0 BB: 1 P: 26	R: 0 E: 0 K: 1 S: 8 H: 0 LOB: 0 BB: 0 P: 9	R: 1 E: 0 K: 1 S: 9 H: 1 LOB: 0 BB: 0 P: 13	R: 0 E: 0 K: 1 S: 6 H: 0 LOB: 0 BB: 0 P: 7		1B: 5 2B: 0 3B: 1 HR: 1 SF: 1 SAC: 0 DP: 0 HBP: 0						

AB	30
R	5
H	7
RBI	5
BB	3
SO	7
LOB	12

WP: 1 PA: 34
PB: 0
SB: 1
CS: 0

PITCHER		IP	WLS	BF	H	R	ER	SO	BB	IBB	HBP	BLK	WP	HR	S	P	ERA	WHIP
38 Buddy Carlyle, R ERA: 4.39	(1, 1)	4.1	L	22	6	4	3	4	3	0	0	0	1	1	52	88	6.23	2.077
Tyler Yates, R ERA: 5.15	(5, 1)	1.2		5	0	0	0	1	0	0	0	0	0	0	13	17	0.00	0.000
58 Peter Moylan, R ERA: 1.95	(7, 1)	1.0		4	1	1	1	1	0	0	0	0	0	0	9	13	9.00	1.000
46 Manny Acosta, R ERA:	(8, 1)	1.0		3	0	0	0	1	0	0	0	0	0	0	6	7	0.00	0.000

PITCHER	IP	WLS	BF	H	R	ER	SO	BB	IBB	HBP	BLK	WP	HR	S	P	ERA	WHIP

Batter	1	2	3	4	5	6	7	8	9	AB	R	H	RBI	BB	SO	LOB
10 Dave Roberts, L (1, 8) OBP: 0.330, SLG: 0.360	B FA 93 X FA 92 1-0 ① F7		C SL 84 F FA 92 B SL 89 T CH 86 1-2 ① K	F CU 78 B FA 92 C CH 84 X FA 92 1-2 ③ G5-3			C FA 91 F FA 90 F CH 81 C SL 81 0-3 ① K		F SL 85 X FA 91 0-1 G4-3 (2) S 1B	5	0	1	0	0	2	1
Ray Durham, S (1, 4) OBP: 0.301, SLG: 0.357	B FA 93 X FA 93 1-0 ② P5		S SL 90 F SL 89 F FC 90 F SL 88 F FA 93 X CH 87 0-2 ② L9		C FA 91 C CU 77 X FA 92 0-2 ① G3		F FA 91 S CH 83 B FA 91 X CH 84 1-2 ② F9		D C FA 92 B SL 82 B SL 86 I 4-1 1-2 G4-3 (2) IBB	4	0	0	0	1	0	0
2 Randy Winn, S (1, 9) OBP: 0.340, SLG: 0.407	C FA 94 X FA 92 0-1 ③ F7		C CU 76 F FA 93 B FA 94 B SL 87 F SL 87 X SL 88 2-2 2B 2B		F FA 92 F CH 83 X FA 92 0-2 FC3-5 1B		C CH 83 X CH 80 0-1 ③ F7		B FA 93 F SL 90 B FA 91 F SL 83 F SL 84 F SL 84 B FA 92 F SL 81 X FA 91 3-2 ② G4-3 1-2 2-3 3-H	5	1	2	1	0	0	2
Barry Bonds, L (1, 7) OBP: 0.498, SLG: 0.583 Rajai Davis, R (5, 7) OBP: 0.422, SLG: 0.465 Steve Kline, S (9, 1) 23 Randy Messenger, R (9, 1)		B CU 75 B FA 94 B FA 94 C FA 94 B SL 87 4-1 1 2B 1B BB	I IN 68 I IN 75 I IN 78 I IN 80 4-0 2B IBB		B SL 88 S CH 82 X SI 92 1-1 ② FC3-5 BB 1-2f			B FA 95 B FA 92 C FA 93 F FA 93 T FA 95 2-2 ① K	S SL 89 B SL 85 B F B B 4-2 BB	1 1 0 0	2 0 0 0	0 0 0 0	0 1 0 0	2 1 0 0	0 1 0 0	1 0 0 0
Ryan Klesko, L (1, 3) OBP: 0.361, SLG: 0.433		S SL 88 B FA 94 F SL 88 F FA 93 B SL 87 X SL 89 2-2 ① F9	B CH 87 S FA 92 B CH 87 X CH 87 2-1 1-H 2-H 2B	B FA 92 B FA 92 B FA 92 B FA 91 4-0 1-2 BB				C FA 96 S FA 96 B FA 97 B FA 87 C FA 95 2-3 ② K	D FA 91 C SL 83 C FA 90 F SL 85 C SL 90 1-3 ③ K	4	0	1	2	1	2	4
1 Bengie Molina, R (1, 2) OBP: 0.291, SLG: 0.412 39 Guillermo Rodriguez, R (8, PR) OBP: 0.339, SLG: 0.296 (8, 2)		B FA 93 X SL 87 1-0 1B 1-3 2B	B FA 93 T FA 93 B SL 88 S SL 88 B FA 92 X SL 87 3-2 ③ G1-3		X SL 86 0-0 ③ L4			B FA 95 B FA 94 F FA 94 F SL 85 F FA 96 X SL 86 2-2 1B		4 0	0 0	2 0	0 0	0 0	0 0	3 0
Pedro Feliz, R (1, 5) OBP: 0.294, SLG: 0.425		X SL 89 0-0 2-3 3-H 1B		S FA 93 C FA 93 B SL 87 S FA 92 1-3 ① K		B SL 87 C FA 92 F FA 92 F SL 86 B FA 92 S SL 86 2-3 ① K		S FA 94 B FA 95 F FA 94 F FA 94 F SL 86 X FA 94 1-2 ③ P3		4	0	1	1	0	2	1
13 Omar Vizquel, S (1, 6) OBP: 0.306, SLG: 0.309		P PO 84 C FA 93 S SL 88 S FA 93 1-3 ② K	X FA 93 0-0 32 SH3-4 1B		B CH 83 X CH 83 1-0 ② F9				C FA 89 B FA 90 B FA 91 X FA 90 2-1 ① G3-1	4	0	1	0	0	1	2
32 Kevin Correia, R (1, 1) OBP: 0.333, SLG: 0.333 Jack Taschner, L (5, 1) Scott Atchison, R (6, 1) 41 Brad Hennessey, R (8, 1) 40 Daniel Ortmeier, S (9, PH) OBP: 0.284, SLG: 0.493 (9, 7)		C FA 92 C FA 93 X SL 85 0-2 ③ G1-3	X FA 91 0-0 ② SH3-4 1-2		S FA 90 B FA 92 S SL 81 X SL 81 1-2 ③ G3				B FA 91 B FA 90 C FA 91 B FA 91 X FA 90 3-1 2 G4-3 3B	1 1 0 0 1	0 0 0 0 1	0 0 0 0 1	0 0 0 0 1	0 0 0 0 0	0 0 0 0 0	2 0 0 0 0
Inning Stats	R: 0 E: 0 K: 0 S: 4 H: 0 LOB: 0 BB: 0 P: 6	R: 1 E: 0 K: 1 S: 14 H: 2 LOB: 2 BB: 1 P: 21	R: 2 E: 0 K: 1 S: 18 H: 2 LOB: 1 BB: 1 P: 30	R: 0 E: 0 K: 1 S: 8 H: 1 LOB: 1 BB: 0 P: 10	R: 0 E: 0 K: 0 S: 9 H: 1 LOB: 2 BB: 1 P: 14	R: 0 E: 0 K: 1 S: 8 H: 0 LOB: 0 BB: 0 P: 12	R: 0 E: 0 K: 1 S: 9 H: 0 LOB: 0 BB: 0 P: 10	R: 0 E: 0 K: 2 S: 15 H: 1 LOB: 1 BB: 0 P: 22	R: 1 E: 0 K: 1 S: 19 H: 2 LOB: 3 BB: 2 P: 36	1B: 5 2B: 3 3B: 1 HR: 0 SF: 0 SAC: 1 DP: 0 HBP: 0						

PITCHER		IP	WLS	BF	H	R	ER	SO	BB	IBB	HBP	BLK	WP	HR	S	P	ERA	WHIP
29 John Smoltz, R ERA: 3.09	(1, 1)	6.0		27	6	3	3	4	2	1	0	0	0	0	61	93	4.50	1.333
Ron Mahay, L ERA: 2.47	(7, 1)	1.0	H	3	0	0	0	1	0	0	0	0	0	0	9	10	0.00	0.000
39 Rafael Soriano, R ERA: 3.86	(8, 1)	1.0	H	4	1	0	0	2	0	0	0	0	0	0	15	22	0.00	1.000
Bob Wickman, R ERA: 3.92	(9, 1)	1.0	W	7	2	1	1	1	1	1	0	0	0	0	19	36	9.00	3.000

PITCHER	IP	WLS	BF	H	R	ER	SO	BB	IBB	HBP	BLK	WP	HR	S	P	ERA	WHIP

TOP

San Francisco Giants @ Atlanta Braves

Turner Field, Atlanta, GA

Tue Aug 14 2007, 7:35 PM EDT

Att. 36,186 - Clear - 96 F

livebaseballscorecards.com

AB	35
R	4
H	9
RBI	4
BB	5
SO	8
LOB	16

WP: 0	PA: 41		
PB: 0			
SB: 1			
CS: 0			

Batter	1	2	3	4	5	6	7	8	9	AB	R	H	RBI	BB	SO	LOB
Willie Harris, L (1, 7) OBP: 0.403, SLG: 0.446	B FA 89 C FA 89 B FA 91 F FA 91 X FA 91 2-2 ① P4		X FA 91 0-0 ② G4-3 2-3		B CH 81 F FA 90 B FA 90 C FA 90 B SL 84 X FA 90 3-2 2-3 1B	C FA 90 S FA 90 F FA 90 X FA 90 0-2 ② F7			B FA 89 B SL 80 C FA 87 B SL 82 B FA 88 4-1 2 SH 10 2B BB	4	1	1	0	1	0	2
2 Kelly Johnson, L (1, 4) OBP: 0.393, SLG: 0.494	C FA 92 C SL 84 B FA 92 B SL 86 X SL 86 2-2 ② P5		B FA 91 B FA 90 C FA 91 F FA 92 F SL 83 B SL 83 B FA 91 4-2 BB		C S SL 83 D FC 84 D SL 82 S FA 93 2-3 ② K	B FA 89 F FA 90 B FA 90 X FA 90 2-1 ③ P5			C SL 81 X CH 78 0-1 SH 10 2B 1-2	3	0	0	0	1	1	3
10 Chipper Jones, S (1, 5) OBP: 0.425, SLG: 0.593	B SL 91 B FA 91 X FA 91 2-0 E4		C CH 83 X CH 84 0-1 ③ G6-3		C FA 90 B CH 84 F CH 82 D SL 82 C FA 92 2-3 ③ K		C CU 76 B CU 76 S FA 90 X CU 77 1-2 ① G1-3		B SL 88 C SL 90 B CH 89 B SL 83 X CH 89 3-1 1-3 2-H 2B	5	0	1	1	0	1	4
Mark Teixeira, S (1, 3) OBP: 0.389, SLG: 0.543	C FA 92 X FA 92 0-1 ③ F8			C FA 90 B CH 82 F SL 82 B FA 92 X FA 92 2-2 ① G4-3		F FA 89 B FA 91 F FA 92 F FA 93 B FA 92 X 2-2 HR	C FA 91 F FA 90 B FA 90 B FA 90 X FA 91 2-2 1B			4	1	2	1	0	0	1
16 Brian McCann, L (1, 2)		C FA 90 B CH 84 C FA 91 X SL 84 1-2 ① P4		B FA 92 X FA 90 1-0 2B		B SL 84 B FA 90 B FA 91 C FA 90 X FA 92 3-1 19 2B BB 1B	C CU 76 B FA 90 F FA 90 F CU 77 X FA 90 1-2 ② F9			4	1	2	0	0	0	1
7 Jeff Francoeur, R (1, 9) OBP: 0.348, SLG: 0.462		C SL 85 F SL 83 B CH 86 T FA 91 1-2 ② K		S SL 86 C SL 85 S FA 92 0-3 ② K		C FA 90 B FA 90 F SL 84 B SL 85 F FA 91 F FA 90 C 2-3 ① K	S FA 90 C FA 91 B FA 90 X SL 84 1-2 ③ P4			4	0	0	0	0	3	3
Andruw Jones, R (1, 8) OBP: 0.309, SLG: 0.411		S FA 92 F FA 93 S FA 92 0-3 ③ K		B SL 86 S SL 85 C SL 86 B CH 84 X FA 93 2-2 ③ G5-3		F FA 90 B FA 90 T FA 90 B FA 91 B FA 92 B SL 86 4-2 19 2B 1-2 BB		B SL 85 B FA 89 F FA 89 B SL 85 F FA 89 X FA 91 3-2 ① P6	3	1	0	0	1	1	1
19 Yunel Escobar, R (1, 6) OBP: 0.369, SLG: 0.411			X SL 89 0-0 G4-3 29 SH3-4 1B		C SL 85 X SL 86 0-1 1B 29 SH3-4 1B	B SL 83 X FA 91 1-0 23 1B 1-H 2-H 2B			B FA 89 B SL 78 C FA 90 X FA 90 2-1 G3-6 1B	4	1	4	2	0	0	0
29 John Smoltz, R (1, 1) OBP: 0.135, SLG: 0.139 23 Matt Diaz, R (6, PH) OBP: 0.374, SLG: 0.506 Ron Mahay, L (7, 1) 39 Rafael Soriano, R (8, 1) Scott Thorman, L (8, PH) OBP: 0.259, SLG: 0.398 Bob Wickman, R (9, 1)			B SL 86 L FA 89 L FA 90 X SL 84 1-2 ① SH3-4 1-2		C FA 88 X SL 89 0-1 ① SH3-4 1-2	X CU 77 0-0 2-H 1B			1 SAFE X SL 86 0-0 ② ③ G3-6 1-2f	0 1 0 0 1 0	0 0 0 0 0 0	0 1 0 0 0 0	0 1 0 0 0 0	0 0 0 0 0 0	0 0 0 0 1 0	0 0 0 0 1 0
Inning Stats	R: 0 E: 1 K: 0 S: 9 H: 0 LOB: 1 BB: 0 P: 15	R: 0 E: 0 K: 2 S: 9 H: 0 LOB: 0 BB: 0 P: 11	R: 0 E: 0 K: 0 S: 10 H: 1 LOB: 2 BB: 1 P: 15	R: 0 E: 0 K: 1 S: 10 H: 1 LOB: 1 BB: 0 P: 15	R: 0 E: 0 K: 2 S: 13 H: 2 LOB: 2 BB: 0 P: 20	R: 4 E: 0 K: 1 S: 21 H: 4 LOB: 1 BB: 1 P: 35	R: 0 E: 0 K: 0 S: 13 H: 1 LOB: 1 BB: 0 P: 18	R: 0 E: 0 K: 0 S: 6 H: 1 LOB: 0 BB: 0 P: 11	R: 1 E: 1 K: 0 S: 5 H: 1 LOB: 2 BB: 1 P: 12	1B: 7 2B: 3 3B: 0 HR: 1 SF: 0 SAC: 3 DP: 1 HBP: 0						WP: 0 PB: 0 SB: 0 CS: 0 PA: 39

PITCHER		IP	WLS	BF	H	R	ER	SO	BB	IBB	HBP	BLK	WP	HR	S	P	ERA	WHIP
32 Kevin Correia, R ERA: 3.84	(1, 1)	4.1		19	4	0	0	3	1	0	0	0	0	0	45	66	0.00	1.154
Jack Taschner, L ERA: 5.36	(5, 1)	0.2		4	2	2	2	2	0	0	0	0	0	1	12	21	27.00	3.000
Scott Atchison, R ERA: 2.79	(6, 1)	2.0	B	10	3	2	2	1	1	0	0	0	0	0	28	42	9.00	2.000
41 Brad Hennessey, R ERA: 3.14	(8, 1)	1.0		3	1	0	0	0	0	0	0	0	0	0	6	11	0.00	1.000
Steve Kline, L ERA: 4.7	(9, 1)	0.0	L	2	0	1	1	0	1	0	0	0	0	0	3	7	∞	∞

PITCHER		IP	WLS	BF	H	R	ER	SO	BB	IBB	HBP	BLK	WP	HR	S	P	ERA	WHIP
23 Randy Messenger, R ERA: 2.62	(9, 1)	0.0		1	1	0	0	0	0	0	0	0	0	0	2	5	∞	∞

BOTTOM

San Francisco Giants @ Atlanta Braves

Turner Field, Atlanta, GA

Tue Aug 14 2007, 7:35 PM EDT

Att. 36,186 - Clear - 96 F

livebaseballscorecards.com

AB	33
R	5
H	11
RBI	5
BB	3
SO	6
LOB	16

Batter	1	2	3	4	5	6	7	8	9	AB	R	H	RBI	BB	SO	LOB
Rajai Davis, R (1, 8) OBP: 0.425, SLG: 0.461	C FA 91 S FA 92 B FA 92 B SL 88 S SL 86 2-3 K ①		H CU 75 1-0 13 BLK HBP		S SL 86 C FA 93 X SL 87 0-2 2 BLK 3-H 1B		F FA 90 X SL 83 0-1 F8 ①		B FA 94 B SL 81 X FA 92 2-0 F8 ②	3	0	1	1	0	1	1
31 Vinnie Chulk, R (7, 1)										0	0	0	0	0	0	0
1 Bengie Molina, R (9, PH) OBP: 0.290, SLG: 0.411										1	0	0	0	0	0	2
13 Omar Vizquel, S (1, 6) OBP: 0.302, SLG: 0.305	C FA 92 X FA 92 0-1 G3 ②		L FA 90 1 SAFE D FA 91 B CH 82 B FA 92 X SL 82 3-1 F9 1-2		1 SAFE C FA 90 F FA 89 F FA 91 S CH 81 0-3 K ②		X SI 90 0-0 G6-3 3-H ②		B FA 92 X FA 89 1-0 F9 ③	5	0	0	1	0	1	4
2 Randy Winn, S (1, 9) OBP: 0.339, SLG: 0.406	X FA 91 0-0 1B		B FA 92 X FA 92 1-0 G3-1 ③		1 SAFE 1 SAFE X FA 92 0-0 G1-3 1-2 ③		C CH 82 F CH 80 X FA 90 0-2 G5-3 ③			4	0	1	0	0	0	2
Barry Bonds, L (1, 7) OBP: 0.495, SLG: 0.589	B FA 93 B FA 92 X FA 92 2-0 G4-3 ③			B SI 89 B SL 87 X FA 91 2-0 G4-3 ①		X SI 90 0-0 HR		X FA 90 0-0 G4-3 ①		4	1	1	1	0	0	1
Ryan Klesko, L (1, 3) OBP: 0.358, SLG: 0.430		B FA 89 X FA 90 1-0 F7 ①		F CH 80 C SL 87 B SL 86 B FA 92 B FA 91 C FA 92 3-3 K ②		X FA 91 0-0 G4-3 ①		C FA 90 B CH 81 X SI 90 1-1 G4-3 1B		2	0	0	0	0	1	0
40 Daniel Ortmeier, S (4, 3) OBP: 0.289, SLG: 0.493										2	0	1	0	0	0	0
Ray Durham, S (1, 4) OBP: 0.303, SLG: 0.356		F FA 90 B FA 91 B CH 81 C FA 92 X SL 84 2-2 G3 ②		B CH 81 B FA 91 B FA 91 B FA 89 4-0 S BB		C CH 78 B CH 80 B CH 81 F FA 91 X FA 92 2-2 1B		X FA 89 0-0 G4-3 1-2f ②③		3	0	1	0	1	0	1
Pedro Feliz, R (1, 5) OBP: 0.294, SLG: 0.423		C FA 92 B FA 91 F SL 87 B FA 93 F FA 92 B FA 93 X SL 87 3-2 1B		C SL 82 X FA 92 0-1 G6-3 1-2 ③		X FA 91 0-0 F8 ②			S SL 83 C FA 92 B FA 90 X SL 82 1-2 P5 ①	4	0	1	0	0	0	2
39 Guillermo Rodriguez, R (1, 2) OBP: 0.348, SLG: 0.316		S FA 92 F FA 92 C CU 81 0-3 K ③			C FA 90 B FA 90 X SL 81 1-1 48 SH2-4 1B 2B	P PO 81 S SL 85 S SL 84 S SL 86 1-3 K ③			B SL 84 B FA 91 C FA 89 B SL 81 B FA 91 4-1 10 1B BB	3	1	1	0	1	2	2
48 Russ Ortiz, R (1, 1) OBP: 0.143, SLG: 0.214			B FA 88 C FA 88 X FA 89 1-1 G1-3 ①		C FA 91 X SL 86 0-1 SH2-4 2-3 ①		C CH 83 B CH 81 B FA 90 X FA 86 2-1 13 G6-3 3B		C FA 90 F SL 85 B FA 92 F SL 86 X FA 92 1-2 1-2 1B	1	0	0	0	0	0	0
Scott Atchison, R (6, 1)										0	0	0	0	0	0	0
Jack Taschner, L (6, 1)										0	0	0	0	0	0	0
10 Dave Roberts, L (7, PH) OBP: 0.334, SLG: 0.371										2	1	2	0	0	0	0
(7, 8)																
Inning Stats	R: 0 E: 0 K: 1 S: 7 H: 1 LOB: 1 BB: 0 P: 11	R: 0 E: 0 K: 1 S: 11 H: 1 LOB: 1 BB: 0 P: 17	R: 0 E: 0 K: 0 S: 5 H: 0 LOB: 1 BB: 0 P: 11	R: 0 E: 0 K: 1 S: 6 H: 0 LOB: 1 BB: 1 P: 15	R: 1 E: 0 K: 1 S: 12 H: 2 LOB: 1 BB: 0 P: 13	R: 1 E: 0 K: 1 S: 10 H: 2 LOB: 1 BB: 0 P: 12	R: 1 E: 0 K: 0 S: 8 H: 1 LOB: 0 BB: 0 P: 10	R: 0 E: 0 K: 0 S: 4 H: 1 LOB: 0 BB: 0 P: 5	R: 0 E: 0 K: 0 S: 10 H: 1 LOB: 2 BB: 1 P: 19	1B: 6 2B: 1 3B: 1 HR: 1 SF: 0 SAC: 1 DP: 1 HBP: 1						

PITCHER		IP	WLS	BF	H	R	ER	SO	BB	IBB	HBP	BLK	WP	HR	S	P	ERA	WHIP
15 Tim Hudson, R ERA: 3.02	(1, 1)	8.0	W	33	8	3	3	5	1	0	1	2	0	1	63	94	3.38	1.125
Bob Wickman, R ERA: 3.83	(9, 1)	1.0	S	5	1	0	0	0	1	0	0	0	0	0	10	19	0.00	2.000

PITCHER	IP	WLS	BF	H	R	ER	SO	BB	IBB	HBP	BLK	WP	HR	S	P	ERA	WHIP

TOP

San Francisco Giants @ Atlanta Braves

Turner Field, Atlanta, GA

Wed Aug 15 2007, 7:35 PM EDT
Att. 33,841 - Partly Cloudy - 96 F

livebaseballscorecards.com

AB	34
R	3
H	9
RBI	3
BB	2
SO	5
LOB	15

GIANTS

San Francisco Giants @ Atlanta Braves

Turner Field, Atlanta, GA

Wed Aug 15 2007, 7:35 PM EDT

Att. 33,841 - Partly Cloudy - 96 F

livebaseballscorecards.com

BOTTOM

Batter	1	2	3	4	5	6	7	8	9	AB	R	H	RBI	BB	SO	LOB
Willie Harris, L (1, 7) OBP: 0.403, SLG: 0.449	B FA 86 F FA 87 B FA 87 B FA 89 C SL 89 B SL 90 4-2 PB 10 BB G6-3 BB	C CU 74 B CU 74 X SL 88 1-1 1-3 2B			C CH 69 B SL 74 S FA 86 B CH 80 B SL 81 X SL 87 3-2 E4 2 CS	F FA 90 B FA 91 B FA 91 B FA 92 F FA 90 X FA 92 3-2 ② SF9 3-H		F FA 91 B FA 93 C CH 82 B FA 91 F SL 79 F CU 80 X FA 94 2-2 ② F8		3	1	1	1	1	0	0
2 Kelly Johnson, L (1, 4) OBP: 0.389, SLG: 0.488	B FA 87 1 SAFE C FA 88 F CH 83 X SL 79 1-2 ① F8	B FA 89 X CH 83 1-0 ③ G4-3			1 SAFE F CH 85 B FA 85 X CU 72 1-1 ①② F8 1-2	B FC 84 X SL 84 1-0 ③ P6		B CH 82 C SL 79 C FA 92 B FA 94 C SL 80 2-3 ③ K		5	0	0	0	0	1	5
10 Chipper Jones, S (1, 5) OBP: 0.428, SLG: 0.594	B FA 87 B FA 87 B SL 88 C FA 88 B SL 88 4-1 PB 1-2 BB		C CH 85 F FA 87 B SL 80 X SL 81 1-2 16 G3-6-1 BB 1B		B CU 72 B CH 85 B FA 86 X SL 86 3-0 ③ G3-1		X FA 91 0-0 16 2B 1B			3	0	2	0	1	0	0
Mark Teixeira, S (1, 3) OBP: 0.390, SLG: 0.540	C FA 90 B CH 84 B SL 90 C FA 89 B CU 74 X FA 90 3-2 ② G6-3 1-2 2-H		B FA 88 S CH 81 B CH 80 B FA 87 B SL 82 4-1 16 G3-6-1 1-2 BB			B SL 82 B SL 85 C SL 86 B SL 81 B SL 86 4-1 7 1B 16 HBP WP BB	F FA 89 B CU 77 F SL 80 F FA 94 1 SAFE B CU 80 C SL 80 2-3 ① K			2	1	0	1	2	1	2
16 Brian McCann, L (1, 2) OBP: 0.324, SLG: 0.452	C CU 75 B FA 90 S SL 82 S SL 81 1-3 ③ K		X CH 86 0-0 ①② G3-6-1 1-2f 2-3			B CH 85 H FA 86 2-0 WP 7 1B 1-2 2B HBP	X FA 90 0-0 1-3 2B			3	1	1	0	0	1	3
7 Jeff Francoeur, R (1, 9) OBP: 0.351, SLG: 0.462		B SL 86 B FA 88 F SL 87 B SL 82 B SL 89 4-1 19 S 15 1B BB	F FA 89 S SL 87 S FA 90 0-3 ③ K			X SL 83 0-0 WP 1-2 2-3 2B 1B	I IN 74 I IN 77 I IN 83 4-0 IBB			2	2	1	0	2	1	1
Andruw Jones, R (1, 8) OBP: 0.308, SLG: 0.412		F FA 89 B FA 88 F SL 82 B FA 86 F FA 89 S CU 74 2-3 ① K		X SL 86 0-0 ① F7		B FA 89 F FA 88 X SL 84 1-1 15 1B 1-H 2-H 3-H SF9 2B	X FA 93 0-0 ② L5			4	1	1	2	0	1	4
19 Yunel Escobar, R (1, 6) OBP: 0.361, SLG: 0.402		1 SAFE B FA 89 F SL 82 F FA 87 B FA 89 B FA 90 F FA 90 S FA 91 3-3 ② K 1-2		B SL 86 B FA 87 B SL 88 C SL 88 X FA 89 3-1 ② L7		B FA 89 B FA 88 F SL 84 X FA 89 2-1 ① G6-3	C CU 81 C SL 80 S CU 81 0-3 ③ K			4	0	0	0	0	2	5
15 Tim Hudson, R (1, 1) OBP: 0.262, SLG: 0.271 Scott Thorman, L (8, PH) OBP: 0.258, SLG: 0.397 Bob Wickman, R (9, 1)		B SL 82 F FA 89 C SL 90 X SL 81 1-2 2B 2-H 1B		B FA 88 C SL 86 B SL 86 X SL 88 2-1 ③ F8		C X FA 88 0-1 2-3 1B		C SL 79 T FA 92 S FA 91 0-3 ① K		3 1 0	0 0 0	2 0 0	1 0 0	0 0 0	0 1 0	0 0 0
Inning Stats	R: 1 E: 0 K: 1 S: 12 H: 0 LOB: 1 BB: 2 P: 25	R: 1 E: 0 K: 2 S: 15 H: 2 LOB: 2 BB: 1 P: 27	R: 0 E: 0 K: 1 S: 8 H: 1 LOB: 1 BB: 1 P: 13	R: 0 E: 0 K: 0 S: 5 H: 0 LOB: 0 BB: 0 P: 10	R: 0 E: 1 K: 0 S: 6 H: 0 LOB: 0 BB: 0 P: 13	R: 4 E: 0 K: 0 S: 12 H: 3 LOB: 1 BB: 1 P: 25	R: 0 E: 0 K: 2 S: 10 H: 2 LOB: 3 BB: 1 P: 16	R: 0 E: 0 K: 2 S: 11 H: 0 LOB: 0 BB: 0 P: 15								

	AB	30
	R	6
	H	8
	RBI	5
	BB	6
	SO	8
	LOB	20

1B: 5 SF: 1
2B: 3 SAC: 0
3B: 0 DP: 1
HR: 0 HBP: 1

WP: 1 PA: 38
PB: 1
SB: 1
CS: 1

PITCHER		IP	WLS	BF	H	R	ER	SO	BB	IBB	HBP	BLK	WP	HR	S	P	ERA	WHIP
48 Russ Ortiz, R ERA: 5.2	(1, 1)	5.0	L	23	3	4	3	4	5	0	1	0	0	0	47	95	5.40	1.600
Scott Atchison, R ERA: 4.5	(6, 1)	0.1		4	3	1	1	0	0	0	0	0	1	0	7	10	27.00	9.000
Jack Taschner, L ERA: 5.27	(6, 1)	0.2		2	0	1	1	0	0	0	0	0	0	0	4	8	13.50	0.000
31 Vinnie Chulk, R ERA: 3.78	(7, 1)	2.0		9	2	0	0	4	0	1	0	0	0	0	21	31	0.00	1.000

PITCHER	IP	WLS	BF	H	R	ER	SO	BB	IBB	HBP	BLK	WP	HR	S	P	ERA	WHIP

Batter	1	2	3	4	5	6	7	8	9	AB	R	H	RBI	BB	SO	LOB
Rajai Davis, R (1, 8) OBP: 0.423, SLG: 0.468	B FA 84 B FA 85 B FA 86 C FA 85 X FA 86 3-1 ① F9	B FA 88 C FA 87 B FA 87 S CH 79 X FA 88 2-2 ③ P2			B FA 86 S FA 89 B SL 81 X FA 90 2-1 10 WP, 2 SF9 2B	B SL 85 F SL 85 X SL 86 1-1 ③ P4			C SI 92 B SI 94 F FA 94 F SI 94 B SL 78 X SL 79 2-2 10 FC6-4 1B	5	1	2	0	0	0	2
10 Dave Roberts, L (1, 7) OBP: 0.335, SLG: 0.371	L FA 86 X FA 87 0-1 2 BB, 1 HR 1B		C FA 87 B CH 78 X CH 78 1-1 ① P4		L FA 90 B FA 92 B FA 92 X CH 83 2-1 ① G1-3 2-3		B SI 91 B CH 84 X FA 90 2-0 2 E, 2 S, 1 SF9 1B		B SI 92 F FA 92 F SI 94 X FA 94 1-2 ① FC6-4, 2 G4-3 1-2f	5	2	2	0	0	0	2
2 Randy Winn, S (1, 9) OBP: 0.342, SLG: 0.413	B FA 86 1 SAFE B CH 76 B FA 85 B FA 86 4-0 1 HR 1-2 BB		C FA 86 B FA 88 F FA 88 X FA 89 1-2 HR		F FA 91 F CH 82 X SL 85 0-2 ② SF9 3-H	B CH 83 F CH 82 B CH 82 F FA 91 B SL 83 B CH 83 4-2 BB 1-3 BB			B FA 93 X 1-0 ②③ G4-3 1-2f	2	2	1	2	2	0	1
1 Bengie Molina, R (1, 2) OBP: 0.292, SLG: 0.420	C CH 77 F FA 86 X CH 78 0-2 1-H, 2-H HR		C FA 90 X FA 90 0-1 ② F7		C FA 87 X SL 80 0-1 ③ 1B		F SL 87 X SL 86 0-1 ① SF9 3-H			3	1	2	4	0	0	0
Ray Durham, S (1, 4) OBP: 0.302, SLG: 0.354	X FA 88 0-0 ② F9		B CH 78 C CH 78 B FA 89 B CH 79 F FA 86 S CH 78 3-3 ③ K			B CH 83 X FA 89 1-0 ① G6-3	B SI 91 S CH 82 B SI 90 B FA 91 B FA 90 4-1 G5-4-3 1-2 BB			3	0	0	0	1	1	0
Pedro Feliz, R (1, 5) OBP: 0.294, SLG: 0.422	C C X 0-2 ③ G6-3			C FA 85 F FA 85 X FA 87 0-2 ① G6-3		X FA 88 0-0 40 2B, SF7 1B	D SL 81 F FA 94 B FA 94 X SL 80 2-1 ②③ G5-4-3 1-2f			4	1	1	0	0	0	2
40 Daniel Ortmeier, S (1, 3) OBP: 0.300, SLG: 0.545		B B X 2-0 HR		X CH 76 0-0 ② F8		X FA 91 0-0 1-3 2B		X FA 95 0-0 ① G5-3		4	1	2	1	0	0	0
19 Kevin Frandsen, R (1, 6) OBP: 0.280, SLG: 0.291		F FA 87 B CH 78 X FA 86 1-1 ① F9		B FA 85 X CH 78 1-0 HR	I IN 63 I I I 4-0 IBB			C FA 95 B FA 95 X CH 81 1-1 ② G6-3		3	1	1	1	1	0	0
55 Tim Lincecum, L (1, 1) OBP: 0.135, SLG: 0.114 Ryan Klesko, L (6, PH) OBP: 0.357, SLG: 0.430 20 Pat Misch, R (6, 1) 38 Brian Wilson, R (9, 1)		C FA 86 B FA 86 C FA 86 F CH 78 B FA 87 B FA 86 S FA 88 3-3 ② K		B FA 94 T FA 95 F FA 94 B FA 95 B FA 95 F FA 95 S FA 95 3-3 ③ K	X FA 92 0-0 ② SF7 3-H			B FA 97 B FA 96 C FA 94 X FA 95 2-1 ③ G5-3		2 0 1 0	0 0 0 0	0 0 0 0	0 1 0 0	2 0 0 0	0 0 0 0	0 0 0 0
Inning Stats	R: 3 H: 2 E: 0 LOB: 0 K: 0 BB: 1 S: 11 P: 18	R: 1 H: 1 E: 0 LOB: 0 K: 1 BB: 0 S: 10 P: 18	R: 1 H: 1 E: 0 LOB: 0 K: 1 BB: 0 S: 10 P: 15	R: 1 H: 1 E: 0 LOB: 0 K: 1 BB: 0 S: 9 P: 13	R: 1 H: 2 E: 0 LOB: 1 K: 0 BB: 0 S: 9 P: 13	R: 1 H: 2 E: 0 LOB: 2 K: 0 BB: 1 S: 6 P: 12	R: 1 H: 1 E: 0 LOB: 1 K: 0 BB: 2 S: 8 P: 20	R: 0 H: 0 E: 0 LOB: 0 K: 0 BB: 0 S: 5 P: 8	R: 0 H: 1 E: 0 LOB: 0 K: 0 BB: 0 S: 8 P: 12	1B: 5 SF: 3 2B: 2 SAC: 0 3B: 0 DP: 2 HR: 4 HBP: 0						

PITCHER		IP	WLS	BF	H	R	ER	SO	BB	IBB	HBP	BLK	WP	HR	S	P	ERA	WHIP
36 Chuck James, L ERA: 4.22	(1, 1)	3.2	L	17	5	6	6	2	1	0	0	0	0	4	36	57	14.73	1.636
Tyler Yates, R ERA: 5.12	(4, 1)	0.1		1	0	0	0	1	0	0	0	0	0	0	4	7	0.00	0.000
Oscar Villarreal, R ERA: 3.69	(5, 1)	2.1		14	5	3	2	0	2	1	0	0	1	0	21	41	7.71	3.000
46 Manny Acosta, R ERA:	(7, 1)	1.2		4	0	0	0	0	0	0	0	0	0	0	7	12	0.00	0.000
58 Peter Moylan, R ERA: 1.92	(9, 1)	1.0		3	1	0	0	0	0	0	0	0	0	0	8	12	0.00	1.000

PITCHER	IP	WLS	BF	H	R	ER	SO	BB	IBB	HBP	BLK	WP	HR	S	P	ERA	WHIP

TOP

San Francisco Giants @ Atlanta Braves

Turner Field, Atlanta, GA

Thu Aug 16 2007, 7:35 PM EDT
Att. 36,419 - Partly Cloudy - 95 F

livebaseballscorecards.com

AB	32
R	9
H	11
RBI	9
BB	4
SO	3
LOB	7

WP: 1	PA: 39		
PB: 0			
SB: 1			
CS: 0			

BOTTOM

San Francisco Giants @ Atlanta Braves

Turner Field, Atlanta, GA

Thu Aug 16 2007, 7:35 PM EDT
Att. 36,419 - Partly Cloudy - 95 F

livebaseballscorecards.com

Batter	1	2	3	4	5	6	7	8	9	AB	R	H	RBI	BB	SO	LOB
Willie Harris, L (1, 7) OBP: 0.401, SLG: 0.453	B FA 91 C FA 92 B FA 94 B FA 93 C FA 94 X FA 94 3-2 10 WP 3B	1 SAFE B FA 91 B FA 90 X FA 88 2-0 ③ G3			B FA 91 C FA 92 B FA 93 S CU 80 B FA 94 F FA 94 X 3-2 ① G1-3			B FA 88 C FA 89 X 1-1 ① F7		4	1	1	0	0	0	1
2 Kelly Johnson, L (1, 4) OBP: 0.389, SLG: 0.485 Chris Woodward, R (8, PH) OBP: 0.248, SLG: 0.298 (9, 4)	B FA 96 B FA 94 B FA 95 C FA 94 C FA 95 B FA 96 4-2 10 1B 10 WP FC3-6 BB		B FA 91 X FA 91 1-0 ① G4-3		B CU 75 C FA 93 F FA 93 B CH 80 F FA 94 F FA 95 X FA 94 2-2 ② F8			F FA 86 C FA 89 B CU 76 B CH 81 X FA 89 2-2 ② G5-3		2 1	1 0	0 0	0 0	1 0	0 0	0 0
10 Chipper Jones, S (1, 5) OBP: 0.427, SLG: 0.590	C CH 85 B CH 83 F FA 95 B CH 83 X 2-2 FC3-6 1-3 3-H 1B		B CH 82 F FA 90 B CU 78 X CU 75 2-1 ② G6-3		X FA 94 0-0 ③ F7			B FA 89 B FA 90 X CH 80 2-0 ③ F7		4	0	1	0	0	0	0
Mark Teixeira, S (1, 3) OBP: 0.389, SLG: 0.536	B FA 94 C FA 89 B FA 91 F CH 82 B FA 94 X FA 91 3-2 ① FC3-6 1-2f 3-H		C CU 74 F CU 78 B FA 95 B FA 94 S SL 80 2-3 ③ K			C B X 1-1 ① G1-4-3			B FA 95 S FA 94 B FA 95 X FA 95 2-1 1B	4	0	1	1	0	1	1
16 Brian McCann, L (1, 2) OBP: 0.324, SLG: 0.454 46 Manny Acosta, R (7, 1) 58 Peter Moylan, R (9, 1) 23 Matt Diaz, R (9, PH) OBP: 0.372, SLG: 0.504	C CU 77 C FA 93 B FA 94 B CH 80 F CU 77 F FA 94 X FA 94 2-2 ② F8			S CU 73 B CU 78 X CU 76 1-1 1B 19 SF8 2B		C FA 89 B CU 76 X CU 76 1-1 ② F9			C FA 95 F FA 96 F FA 96 T SL 92 0-2 ① K	3 0 0 1	1 0 0 0	1 0 0 1	0 0 0 1	0 0 0 0	0 0 0 1	1 0 0 1
7 Jeff Francoeur, R (1, 9) OBP: 0.349, SLG: 0.458	D FA 95 S FA 93 B FA 93 F CH 81 C FA 94 2-3 ③ K			X FA 94 0-0 ① L4		B FA 88 X CH 81 1-0 ③ G5-3			C FA 96 B FA 95 B SL 92 F FA 95 F SL 92 X FA 96 2-2 ② P3	4	0	0	0	0	1	3
Andruw Jones, R (1, 8) OBP: 0.310, SLG: 0.413		B X 1-0 1B		B FA 94 B FA 93 C FA 93 X FA 94 2-1 2-3 1B			B FA 88 X FA 87 1-0 ① F8		C FA 96 S SL 90 X FA 97 0-2 ③ F8	4	0	2	0	0	0	1
19 Yunel Escobar, R (1, 6) OBP: 0.356, SLG: 0.398		1 SAFE C CU 77 B FA 92 X FA 93 1-1 ① F8		C CU 80 B CH 82 X FA 94 1-1 ② SF8 3-H			X CH 82 0-0 ② F8			2	0	0	1	0	0	1
36 Chuck James, L (1, 1) OBP: 0.178, SLG: 0.163 Tyler Yates, R (4, 1) Scott Thorman, L (4, PH) OBP: 0.257, SLG: 0.395 Oscar Villarreal, L (5, 1) OBP: 0.250, SLG: 0.250 Corky Miller, R (7, 2) OBP: 0.286, SLG: 0.429		1 SAFE B FA 93 B FA 88 B FA 89 C FA 90 C FA 91 M FA 92 3-3 ② K		C FA 93 C CU 79 S SL 80 0-3 ③ K2-3			C FA 89 X FA 89 0-1 ③ G6-3		1 0 1 0 1	0 0 0 0 0	0 0 0 0 0	0 0 0 0 0	1 0 1 0 0	1 0 1 0 0	1 0 1 0 0
Inning Stats	R: 2 E: 0 K: 1 S: 19 H: 2 LOB: 1 BB: 1 P: 35	R: 0 E: 0 K: 1 S: 7 H: 1 LOB: 1 BB: 0 P: 14	R: 0 E: 0 K: 1 S: 6 H: 0 LOB: 0 BB: 0 P: 11	R: 1 E: 0 K: 1 S: 10 H: 2 LOB: 1 BB: 0 P: 14	R: 0 E: 0 K: 0 S: 10 H: 0 LOB: 0 BB: 0 P: 15	R: 0 E: 0 K: 0 S: 5 H: 0 LOB: 0 BB: 0 P: 8	R: 0 E: 0 K: 0 S: 4 H: 0 LOB: 0 BB: 0 P: 5	R: 0 E: 0 K: 0 S: 6 H: 0 LOB: 0 BB: 0 P: 11	R: 0 E: 0 K: 1 S: 13 H: 1 LOB: 1 BB: 0 P: 17	1B: 4 2B: 1 3B: 1 HR: 0 SF: 1 SAC: 0 DP: 0 HBP: 0						WP: 1 PB: 0 SB: 0 CS: 0 PA: 34

	AB	32
	R	3
	H	6
	RBI	2
	BB	1
	SO	5
	LOB	11

PITCHER		IP	WLS	BF	H	R	ER	SO	BB	IBB	HBP	BLK	WP	HR	S	P	ERA	WHIP
55 Tim Lincecum, R ERA: 3.95	(1, 1)	5.0	W	21	5	3	3	4	1	0	0	0	1	0	52	89	5.40	1.200
20 Pat Misch, L ERA: 3.92	(6, 1)	3.0	H	9	0	0	0	0	0	0	0	0	0	0	15	24	0.00	0.000
38 Brian Wilson, R ERA:	(9, 1)	1.0		4	1	0	0	1	0	0	0	0	0	0	13	17	0.00	1.000

PITCHER	IP	WLS	BF	H	R	ER	SO	BB	IBB	HBP	BLK	WP	HR	S	P	ERA	WHIP

Arizona Diamondbacks @ Atlanta Braves

Turner Field, Atlanta, GA

Fri Aug 17 2007, 7:35 PM EDT

Att. 33,248 - Cloudy - 82 F

TOP

livebaseballscorecards.com

Batter	1	2	3	4	5	6	7	8	9	AB	R	H	RBI	BB	SO	LOB
24 Chris Young, R (1, 8) OBP: 0.291, SLG: 0.468	C FA 91 C FA 90 B SL 90 B CU 77 S SL 89 2-3 K ①		C CU 75 X FA 88 0-1 HR		B SL 88 S CU 76 X CU 75 1-1 1 G4-3 2B		B SL 88 X FA 89 1-0 P4 ②		X FA 95 0-0 HR	5	2	3	2	0	1	1
1 Orlando Hudson, S (1, 4) OBP: 0.375, SLG: 0.432	C FA 89 B CH 82 B SL 90 X FA 89 2-1 G6-3 ②		C FA 88 S SL 88 X SL 88 0-2 G6-3 ①		B SL 89 X SL 88 1-0 G4-3 2-3 ②		F SL 88 B FA 86 F SL 88 D CU 77 X SL 88 2-2 F8 ③		C FA 95 H SL 89 1-1 HBP	4	0	0	0	0	0	2
22 Eric Byrnes, R (1, 7) OBP: 0.367, SLG: 0.492	F FC 89 X CU 78 0-1 34 S 1B		C FC 90 F FA 90 X SL 88 0-2 F8 ②		B FA 90 B SL 88 B SL 89 F FA 89 B FA 90 4-1 BB			B SL 89 C CU 74 X 1-1 G5-3 ①	C FA 95 D SL 87 F SL 88 B SL 88 C FA 96 2-3 K ③	4	0	1	0	1	1	1
34 Conor Jackson, R (1, 3) OBP: 0.361, SLG: 0.428 Tony Clark, S (8, 3) OBP: 0.287, SLG: 0.473	B FA 90 1 SAFE S FC 89 1 SAFE S FC 90 1 SAFE F FC 90 B CU 78 F FA 91 2-2 X SL 80 F9 ③ 1-2		X FC 89 0-0 1B		X FC 89 0-0 F9 ③			C SL 88 B FC 89 C FA 89 B CU 76 B SL 89 X FC 90 3-2 27 HR 1B		4 0	1 0	2 0	0 0	0 0	0 0	3 0
27 Mark Reynolds, R (1, 5) OBP: 0.339, SLG: 0.508		C FA 89 X CU 76 0-1 19 SH5-3 1B	C FC 89 1 SAFE F SL 87 B FC 88 1 SAFE S CU 78 1-3 K ③			X CU 76 0-0 G5-3 ①		B SL 88 1 SAFE F SL 88 1 SAFE 1 SAFE D FA 90 B SL 88 X SL 88 3-1 1-H HR		4	1	2	2	0	1	1
19 Chris Snyder, R (1, 2) OBP: 0.333, SLG: 0.443		X SL 87 0-0 SH5-3 ① 1-2		B SL 89 B FA 88 X FA 88 2-0 L7 ①		B C FA 89 X SL 88 1-1 G6-3 ②		C FA 93 X SI 94 0-1 G1-3 ②		3	0	0	0	0	0	0
10 Justin Upton, R (1, 9) OBP: 0.308, SLG: 0.500		C CU 77 F SL 89 B FC 90 X CU 76 1-2 P3 ②		C SL 88 F FA 90 B SL 89 X CU 76 1-2 P6 ②		X SL 88 0-0 G4-3 ③		C FA 94 B FA 94 S SL 78 S SL 81 1-3 K ③		4	0	0	0	0	1	1
6 Stephen Drew, L (1, 6) OBP: 0.299, SLG: 0.358	I I I I I	4-0 IBB		B FA 89 B FA 89 X FA 89 2-0 G5-3 ③			X FA 87 0-0 F9 ①		B FA 95 X FA 95 1-0 L4 ①	3	0	0	0	1	0	0
17 Brandon Webb, R (1, 1) OBP: 0.055, SLG: 0.073		C SL 90 C CU 76 S SL 90 0-3 K ③		C FA 87 B SL 86 B FA 88 X FA 87 2-1 G3 ①			C FC 88 C FA 88 F SL 87 F FA 88 B SL 89 B CU 77 X FA 89 2-2 1B		C FA 95 B FA 95 C FA 95 B FA 94 C FA 94 2-3 K ②	4	0	1	0	0	2	2
Inning Stats	R: 0 E: 0 K: 1 S: 12 H: 1 LOB: 1 BB: 0 P: 18	R: 0 E: 0 K: 1 S: 9 H: 1 LOB: 2 BB: 1 P: 14	R: 1 E: 0 K: 1 S: 12 H: 2 LOB: 1 BB: 0 P: 13	R: 0 E: 0 K: 0 S: 5 H: 0 LOB: 0 BB: 0 P: 10	R: 0 E: 0 K: 0 S: 7 H: 1 LOB: 2 BB: 1 P: 15	R: 0 E: 0 K: 0 S: 4 H: 0 LOB: 0 BB: 0 P: 5	R: 0 E: 0 K: 0 S: 10 H: 1 LOB: 1 BB: 0 P: 15	R: 2 E: 0 K: 1 S: 12 H: 2 LOB: 0 BB: 0 P: 20	R: 1 E: 0 K: 2 S: 9 H: 1 LOB: 1 BB: 0 P: 15	1B: 5 2B: 1 3B: 0 HR: 3 SF: 0 SAC: 1 DP: 0 HBP: 1						

	AB	35
	R	4
	H	9
	RBI	4
	BB	2
	SO	6
	LOB	11

WP: 0 PA: 39
PB: 0
SB: 1
CS: 0

PITCHER		IP	WLS	BF	H	R	ER	SO	BB	IBB	HBP	BLK	WP	HR	S	P	ERA	WHIP
Lance Cormier, R ERA: 9.9	(1, 1)	7.1	L	32	8	3	3	3	1	1	0	0	0	2	66	104	3.68	1.227
58 Peter Moylan, R ERA: 1.9	(8, 1)	0.2		2	0	0	0	1	0	0	0	0	0	0	5	6	0.00	0.000
Tyler Yates, R ERA: 5.19	(9, 1)	1.0		5	1	1	1	2	0	0	1	0	0	1	9	15	9.00	1.000

PITCHER		IP	WLS	BF	H	R	ER	SO	BB	IBB	HBP	BLK	WP	HR	S	P	ERA	WHIP

Batter	1	2	3	4	5	6	7	8	9	AB	R	H	RBI	BB	SO	LOB
Willie Harris, L (1, 7) OBP: 0.395, SLG: 0.447	X FA 88 0-0 ① L4			C FA 88 C FA 89 B SI 89 B SI 90 S SI 90 2-3 ① K		B CU 75 B SI 89 F SI 89 X SI 90 2-1 ③ P6			B SI 90 X SI 89 1-0 ② F9	4	0	0	0	0	1	0
2 Kelly Johnson, L (1, 4) OBP: 0.388, SLG: 0.485	B SI 89 C SI 89 C SI 89 B FA 90 S CH 80 2-3 ② K			F SI 91 S CH 81 B FA 90 B CH 81 F SI 90 X CH 81 2-2 2B			X SI 90 0-0 ① G3		C SI 90 X CU 75 0-1 ③ G4-3	4	0	1	0	0	1	0
10 Chipper Jones, S (1, 5) OBP: 0.424, SLG: 0.586	C SI 90 F SI 90 F CH 81 X FA 90 0-2 ③ G4-3			C SI 90 C CU 77 F FA 90 S CH 80 0-3 ② K			F SI 89 B SI 88 B FA 88 X SI 90 2-1 ② L4			3	0	0	0	0	1	1
Mark Teixeira, S (1, 3) OBP: 0.389, SLG: 0.533		C SI 89 X CH 79 0-1 ① G4-3		S CH 78 S FA 89 X CH 80 0-2 ③ F8			B FA 89 B SI 89 B FA 88 C SI 89 F SI 90 F SI 91 B CH 80 4-2 16 FC6 BB			2	0	0	0	1	0	1
16 Brian McCann, L (1, 2) OBP: 0.322, SLG: 0.450		C FA 91 B SI 90 F FA 90 B SI 91 F CH 81 F FA 91 X SI 90 2-2 ② G4-3			C FA 89 X CU 73 0-1 ① F8		C SI 89 B FA 89 X FA 87 1-1 ③ FC6 1-2f			3	0	0	0	0	0	1
7 Jeff Francoeur, R (1, 9) OBP: 0.349, SLG: 0.458		B SI 90 S SI 90 F SI 90 B CH 81 F FA 90 X SI 90 2-2 ③ G6-3			F SI 91 B FA 89 X SI 90 1-1 G6-4-3 1B			C FA 88 S CU 75 B SL 80 F FA 88 S CU 76 1-3 ① K		3	0	1	0	0	1	0
Andruw Jones, R (1, 8) OBP: 0.308, SLG: 0.410			C SI 89 B SI 89 F SI 90 X CH 81 1-2 ① F7		1 SAFE X SI 89 0-0 ②③ G6-4-3 1-2f			B SI 91 S SI 90 B SI 90 B SI 91 F SI 90 F SI 91 X SI 90 3-2 ② P6		3	0	0	0	0	0	1
19 Yunel Escobar, R (1, 6) OBP: 0.351, SLG: 0.392			X FA 90 0-0 ② L3			B SI 89 B FA 90 X SI 90 2-0 ① G1-3		X SI 90 0-0 ③ G4-3		3	0	0	0	0	0	0
Lance Cormier, R (1, 1) 58 Peter Moylan, R (8, 1) Tyler Yates, R (9, 1) 23 Matt Diaz, R (9, PH) OBP: 0.371, SLG: 0.502			C FA 90 X FA 90 0-1 ③ G1-3			C F S SL 80 0-3 ② K			B FA 89 F FA 88 F SI 90 S CH 80 1-3 ① K2-3	2 0 0 1	0 0 0 0	0 0 0 0	0 0 0 0	0 0 0 0	1 0 0 1	0 0 0 0
Inning Stats	R: 0 H: 0 E: 0 LOB: 0 K: 1 BB: 0 S: 8 P: 10	R: 0 H: 0 E: 0 LOB: 0 K: 0 BB: 0 S: 11 P: 15	R: 0 H: 0 E: 0 LOB: 0 K: 0 BB: 0 S: 6 P: 7	R: 0 H: 1 E: 0 LOB: 1 K: 2 BB: 0 S: 14 P: 18	R: 0 H: 1 E: 0 LOB: 0 K: 0 BB: 0 S: 5 P: 6	R: 0 H: 0 E: 0 LOB: 0 K: 1 BB: 0 S: 6 P: 10	R: 0 H: 0 E: 0 LOB: 1 K: 0 BB: 1 S: 8 P: 15	R: 0 H: 0 E: 0 LOB: 0 K: 1 BB: 0 S: 9 P: 13	R: 0 H: 0 E: 0 LOB: 0 K: 1 BB: 0 S: 6 P: 8	1B: 1 SF: 0 2B: 1 SAC: 0 3B: 0 DP: 1 HR: 0 HBP: 0						

PITCHER	IP	WLS	BF	H	R	ER	SO	BB	IBB	HBP	BLK	WP	HR	S	P	ERA	WHIP
17 Brandon Webb, R (1, 1) ERA: 2.63	9.0	W	29	2	0	0	6	1	0	0	0	0	0	73	102	0.00	0.333

PITCHER	IP	WLS	BF	H	R	ER	SO	BB	IBB	HBP	BLK	WP	HR	S	P	ERA	WHIP

BOTTOM

Arizona Diamondbacks @ Atlanta Braves

Turner Field, Atlanta, GA

Fri Aug 17 2007, 7:35 PM EDT

Att. 33,248 - Cloudy - 82 F

livebaseballscorecards.com

AB	28
R	0
H	2
RBI	0
BB	1
SO	6
LOB	4

WP: 0 PA: 29
PB: 0
SB: 0
CS: 0

Batter	1	2	3	4	5	6	7	8	9	AB	R	H	RBI	BB	SO	LOB
24 Chris Young, R (1, 8) OBP: 0.292, SLG: 0.464	B FA 87 X FA 88 1-0 ① P6	C CU 73 B SL 88 F FA 91 B FA 89 C CU 78 2-3 ② K		C FA 90 X SL 87 0-1 ① G6-3		B FA 91 B CU 75 B FA 88 B FA 87 4-0 1 G4-3 1 WP 1B BB	B C B F B FA 97 B FA 95 4-2 22 BB 1 1B BB 1-2		C SL 82 C SL 83 S FA 94 0-3 ① K	4	1	0	0	2	2	1
1 Orlando Hudson, S (1, 4) OBP: 0.379, SLG: 0.438 11 Augie Ojeda, S (7, 4) OBP: 0.308, SLG: 0.350	C FA 86 B FA 89 B SL 87 X FA 87 2-1 2B	C FA 89 F CU 74 B FA 92 B FA 91 F CU 76 F FC 91 B CH 80 F FA 91 X CH 79 3-2 3-H 22 E 1B		C SL 87 C FA 90 B SL 79 X FA 91 1-2 22 1B 1B		B FA 91 B FA 88 C FA 89 X FA 89 2-1 ① G4-3 1-3	B FA 95 X FA 95 1-0 22 BB 1B 1-2 2-3 3-H		C FA 95 F FA 95 B FA 94 F SL 84 B FA 94 F FA 94 X SL 83 2-2 ② F9	5 1	0 0	4 0	2 0	0 0	0 0	1 0
22 Eric Byrnes, R (1, 7) OBP: 0.367, SLG: 0.490 10 Justin Upton, R (7, 9) OBP: 0.302, SLG: 0.490	B FA 89 B CU 73 X CU 74 2-0 ② L8	C FA 89 1 SAFE X SL 86 0-1 E5 1-2		B SL 86 C FA 88 1 SAFE B FA 88 X FA 89 2-1 G1-4-3 1-2 1B		T SL 87 S SL 87 X SL 84 0-2 ② G1-3	C SL 82 B FA 95 B SL 81 B FA 94 C FA 95 B FA 95 4-2 BB 1-2 2-3 3-H		S SL 82 F FA 94 B SL 85 X SL 83 1-2 ③ G6-3	4 1	0 0	1 0	1 0	1 0	0 0	3 0
Tony Clark, S (1, 3) OBP: 0.284, SLG: 0.465	B FA 90 B FA 90 C FA 90 S CH 77 C FA 92 2-3 ③ K	X CH 78 0-0 ③ F8		B FA 89 C FA 89 F SL 88 X FA 90 1-2 ② ③ G1-4-3 1-2f		B FA 92 S CH 85 D CH 86 B CH 85 X FA 92 3-1 1B 3-H	C SL 89 S SL 83 S 0-3 ① K			5	0	1	1	0	2	8
27 Mark Reynolds, R (1, 5) OBP: 0.337, SLG: 0.500		B FA 87 S FA 88 S CU 76 B CU 76 B FA 91 B CU 73 4-2 6 SH1-3 19 2B BB	F C FA 88 B FA 91 B CU 76 S FA 90 2-3 ① K		B FA 90 C F X 1-2 ① F8	C SL 88 B SL 84 S SL 85 X SL 83 1-2 ③ F8	S SL 83 C SL 83 B FA 96 F FA 93 S SL 83 1-3 ② K			4	1	0	0	1	2	4
6 Stephen Drew, L (1, 6) OBP: 0.301, SLG: 0.367		B FA 87 X FA 86 1-0 ① SH1-3 1-2	X FA 89 0-0 1B		C CH 76 S CH 77 B FA 92 C FA 91 1-3 ② K		X CH 86 0-0 HR X FA 94 0-0 Q G4-3			4	1	2	1	0	1	3
19 Chris Snyder, R (1, 2) OBP: 0.335, SLG: 0.444	C FA 88 C SL 86 D CU 78 X FA 90 1-2 1B 44 E 2B 2-H	X SL 86 0-0 ② P4		C CU 77 X FA 91 0-1 ③ F8		B SL 88 B SL 85 B FA 91 B CH 84 4-0 44 WP 44 1B 1B BB	F FA 91 F CH 84 B FA 91 F CH 82 B CH 83 X CH 84 2-2 ① G3-1			4	2	1	1	1	0	1
Jeff Salazar, L (1, 9) OBP: 0.344, SLG: 0.419 (7, 7)	X FA 89 0-0 44 E 2-3 1B	1 SAFE F SL 86 1 SAFE X SL 87 0-1 ③ F7				L X CH 76 0-1 E3 44 HR B X 1-0 44 1B 44 WP 1 1B 1-2 1B	B SL 82 B FA 91 X FA 92 2-0 ② F8			5	3	2	0	0	0	1
44 Micah Owings, R (1, 1) OBP: 0.283, SLG: 0.568 Dustin Nippert, R (8, 1) 36 Jailen Peguero, R (9, 1)	X FA 89 0-0 E7 1 1B 2B 1-H 3-H	B CU 69 F CU 73 X 1-1 HR				C FA 87 1 SAFE S FA 90 B SL 87 B FA 90 1 SAFE B FA 91 X FA 91 3-2 1-H HR	B SL 85 X SL 86 1-0 1 1B 24 BB 22 BB 1B 1-3 2-H	X FA 91 0-0 ③ L3		5 0 0	4 0 0	4 0 0	6 0 0	0 0 0	0 0 0	0 0 0
Inning Stats	R: 0 E: 0 K: 1 S: 7 H: 1 LOB: 1 BB: 0 P: 14	R: 4 E: 2 K: 1 S: 20 H: 4 LOB: 2 BB: 1 P: 31	R: 0 E: 0 K: 1 S: 7 H: 1 LOB: 1 BB: 0 P: 9	R: 1 E: 0 K: 0 S: 12 H: 3 LOB: 1 BB: 0 P: 17	R: 0 E: 0 K: 1 S: 8 H: 0 LOB: 0 BB: 0 P: 10	R: 3 E: 1 K: 0 S: 15 H: 2 LOB: 1 BB: 1 P: 28	R: 4 E: 0 K: 2 S: 16 H: 4 LOB: 3 BB: 3 P: 32	R: 0 E: 0 K: 0 S: 6 H: 0 LOB: 0 BB: 0 P: 10	R: 0 E: 0 K: 1 S: 11 H: 0 LOB: 0 BB: 0 P: 14	1B: 9 2B: 3 3B: 0 HR: 3 SF: 0 SAC: 1 DP: 1 HBP: 0						

PITCHER		IP	WLS	BF	H	R	ER	SO	BB	IBB	HBP	BLK	WP	HR	S	P	ERA	WHIP
38 Buddy Carlyle, R ERA: 4.66	(1, 1)	5.0	L	28	10	8	5	4	2	0	0	0	0	2	59	93	9.00	2.400
Oscar Villarreal, R ERA: 4.15	(6, 1)	1.0		8	4	4	4	0	1	0	0	0	2	1	13	25	36.00	5.000
46 Manny Acosta, R ERA:	(7, 1)	1.0		6	1	0	0	2	2	0	0	0	0	0	13	23	0.00	3.000
Ron Mahay, L ERA: 2.42	(8, 1)	1.0		3	0	0	0	0	0	0	0	0	0	0	6	10	0.00	0.000
39 Rafael Soriano, R ERA: 3.79	(9, 1)	1.0		3	0	0	0	1	0	0	0	0	0	0	11	14	0.00	0.000

PITCHER	IP	WLS	BF	H	R	ER	SO	BB	IBB	HBP	BLK	WP	HR	S	P	ERA	WHIP

TOP

Arizona Diamondbacks @ Atlanta Braves

Turner Field, Atlanta, GA

Sat Aug 18 2007, 7:05 PM EDT
Att. 48,643 - Partly Cloudy - 94 F

livebaseballscorecards.com

AB	42
R	12
H	15
RBI	12
BB	5
SO	7
LOB	22

WP: 2 PB: 0 SB: 0 CS: 0 PA: 48

BOTTOM

Arizona Diamondbacks @ Atlanta Braves

Turner Field, Atlanta, GA

Sat Aug 18 2007, 7:05 PM EDT
Att. 48,643 - Partly Cloudy - 94 F

livebaseballscorecards.com

Batter	1	2	3	4	5	6	7	8	9	AB	R	H	RBI	BB	SO	LOB
Willie Harris, L (1, 7) (8, 8) OBP: 0.390, SLG: 0.440	C FA 89 F FA 90 B SL 83 X FA 91 1-2 G4-3 ①		C SL 76 F FA 90 S FA 89 0-3 K ②			C FA 90 B CH 74 X FA 91 1-1 P3 ②		X FA 95 0-0 G4-6-3 ②③ 1-2f		4	0	0	0	0	1	2
2 Kelly Johnson, L (1, 4) OBP: 0.384, SLG: 0.480	S FA 91 F FA 91 B FA 90 S FA 91 1-3 K ②		C FA 91 D SL 83 B FA 90 T FA 90 C FA 90 2-3 K ③			X FA 91 0-0 G6-3 ③			B FA 90 F FA 90 B FA 90 X FA 91 2-1 F8 ①	4	0	0	0	0	2	1
10 Chipper Jones, S (1, 5) OBP: 0.423, SLG: 0.592 23 Matt Diaz, R (8, 7) OBP: 0.373, SLG: 0.508	B FA 91 B CH 78 X FA 91 2-0 HR			B FA 87 X FA 88 1-0 G4-3 ①			F FA 90 B SL 88 F SL 89 X SL 82 1-2 G4-3 ①		X FA 90 0-0 2B 2B	3 1	1 1	1 1	1 0	0 0	0 0	0 0
Mark Teixeira, S (1, 3) OBP: 0.387, SLG: 0.530 Scott Thorman, L (7, PH) OBP: 0.259, SLG: 0.400 (8, 3)	C FA 92 C CH 79 S FA 90 0-3 K ③			C FA 90 S FA 91 S FA 90 0-3 K ②			S FA 90 X CH 74 0-1 G4-3 ②		F FA 90 F SL 84 F SL 82 X CH 87 0-2 7 HR 2B 2-H	2 2	0 1	0 1	0 1	0 0	2 0	0 0
7 Jeff Francoeur, R (1, 9) OBP: 0.350, SLG: 0.470		S FA 92 F SL 85 S FA 92 0-3 K ①		B FA 92 S CH 68 B SL 86 S FA 92 B FA 93 X FA 91 3-2 P5 ③			B FA 90 S FA 90 X SL 83 1-1 HR		F SL 84 B FA 92 X SL 82 1-1 HR 2-H	4	2	2	3	0	1	0
Andruw Jones, R (1, 8) OBP: 0.308, SLG: 0.416 Ron Mahay, L (8, 1) 39 Rafael Soriano, R (9, 1) 16 Brian McCann, L (9, PH) OBP: 0.321, SLG: 0.449		C SL 82 S FA 93 F FC 91 X SL 85 0-2 L8 ②			B FA 90 C CH 69 X FC 90 1-1 F8 ①		B FC 90 C FA 90 B FA 90 S FA 90 X FA 92 2-2 HR		C FA 92 B SI 89 S SL 84 F SL 92 B SL 81 F SL 83 B FA 92 F SL 82 F SL 84 3-2 X FA 91 P5 ②	3 0 0 1	1 0 0 0	1 0 0 0	1 0 0 0	0 0 0 0	0 0 0 0	0 0 0 0
19 Yunel Escobar, R (1, 6) OBP: 0.348, SLG: 0.388		B SL 84 X FA 91 1-0 G4-3 ③			C FA 90 X FA 91 0-1 L9 ②		F SL 90 F FA 89 B SL 84 F FC 89 S SL 82 1-3 K ③		B FA 90 F FA 90 B SL 84 F FA 90 X SL 83 2-2 1B	2	0	0	0	0	0	0
Corky Miller, R (1, 2) OBP: 0.364, SLG: 0.400			H FA 91 1-0 38 SH5-4 HBP		C FA 89 X FA 90 0-1 F8 ③			B B FA 92 X FA 94 2-0 G4-6-3 1B	X FA 91 0-0 G3 ③	3	0	1	0	0	0	1
38 Buddy Carlyle, L (1, 1) OBP: 0.143, SLG: 0.143 Oscar Villarreal, L (6, 1) OBP: 0.250, SLG: 0.250 Chris Woodward, R (6, 6) OBP: 0.244, SLG: 0.293 46 Manny Acosta, R (7, 1) 1 Martin Prado, R (7, PH) OBP: 0.308, SLG: 0.324 (8, 5)			B FA 88 X FA 88 1-0 SH5-4 ① 1-2			C FA 89 F FA 89 X FA 89 0-2 F9 ①		B FA 95 F FA 94 B CU 77 F FA 93 F FA 95 F FA 94 F CU 78 X FA 95 2-2 F9 ①		0 0 2 0 2	0 0 0 0 0	0 0 0 0 1	0 0 0 0 0	0 0 0 0 1	0 0 1 0 0	0 0 1 0 0

Inning Stats	1	2	3	4	5	6	7	8	9
	R: 1 E: 0 K: 2 S: 10	H: 1 LOB: 0 BB: 0 P: 14	R: 0 E: 0 K: 1 S: 8	H: 0 LOB: 0 BB: 0 P: 9	R: 0 E: 0 K: 2 S: 7	H: 0 LOB: 1 BB: 0 P: 11	R: 0 E: 0 K: 1 S: 7	H: 0 LOB: 0 BB: 0 P: 11	R: 0 E: 0 K: 0 S: 6	H: 0 LOB: 0 BB: 0 P: 7	R: 0 E: 0 K: 0 S: 6	H: 0 LOB: 0 BB: 0 P: 7	R: 2 E: 0 K: 1 S: 14	H: 2 LOB: 0 BB: 0 P: 19	R: 0 E: 0 K: 0 S: 8	H: 1 LOB: 0 BB: 0 P: 12	R: 3 E: 0 K: 0 S: 20	H: 4 LOB: 1 BB: 0 P: 28

	AB	R	H	RBI	BB	SO	LOB
AB	33						
R	6						
H	8						
RBI	6						
BB	0						
SO	7						
LOB	5						

	1B	SF	PA
	2	0	35
2B:	2	SAC: 1	
3B:	0	DP: 1	
HR:	4	HBP: 1	

	WP	PB	SB	CS
	0	0	0	0

PITCHER	IP	WLS	BF	H	R	ER	SO	BB	IBB	HBP	BLK	WP	HR	S	P	ERA	WHIP
44 Micah Owings, R (1, 1) ERA: 4.7	7.0	W	25	3	3	3	7	0	0	1	0	0	3	58	78	3.86	0.429
Dustin Nippert, R (8, 1) ERA: 5.4	1.0		3	1	0	0	0	0	0	0	0	0	0	8	12	0.00	1.000
36 Jailen Peguero, R (9, 1) ERA: 8.38	1.0		7	4	3	3	0	0	0	0	0	0	1	20	28	27.00	4.000

PITCHER	IP	WLS	BF	H	R	ER	SO	BB	IBB	HBP	BLK	WP	HR	S	P	ERA	WHIP

Arizona Diamondbacks @ Atlanta Braves

Turner Field, Atlanta, GA

Sun Aug 19 2007, 1:05 PM EDT
Att. 30,818 - Partly Cloudy - 88 F

livebaseballscorecards.com

Batter	1	2	3	4	5	6	7	8	9	AB	R	H	RBI	BB	SO	LOB
24 Chris Young, R (1, 8) OBP: 0.293, SLG: 0.465	F FA 94 C FA 93 X FA 94 0-2 6 SH2-3 1 2B 1B		B SL 88 X FA 94 1-0 6 G4-3 27 S 2B		C FA 92 C CH 82 S SL 88 0-3 ② K		C SL 86 C FA 93 S SL 88 0-3 ② K		C FA 93 B FA 94 C FA 93 F FA 92 S SL 84 1-3 ② K	5	2	2	0	0	3	4
6 Stephen Drew, L (1, 6) OBP: 0.300, SLG: 0.364	1 SAFE B CH 84 X CH 84 1-0 ① SH2-3 1-2		X FA 93 0-0 ① G4-3 2-3		X CH 82 0-0 ③ F9		B SL 85 S CH 84 S CH 84 B CH 85 S SL 85 2-3 ③ K		B FA 92 C SL 93 B FA 92 B SL 82 B FA 92 4-1 1-2 BB	3	0	0	0	1	1	3
1 Orlando Hudson, S (1, 4) OBP: 0.381, SLG: 0.441	B CH 84 X CH 86 1-0 2-H 2B		B FA 93 C SL 89 C CH 87 B CH 87 B SL 86 F SL 88 F SL 86 B FA 93 4-2 27 S BB			C FA 91 X FA 92 0-1 34 BB 1B		B SL 83 T FA 91 S SL 86 S SL 85 1-3 ① K	F FA 92 B SL 86 B SL 91 X FA 92 2-1 ③ G5-3	4	0	2	1	1	1	3
34 Conor Jackson, R (1, 3) OBP: 0.362, SLG: 0.425	B SL 89 S SL 89 X FA 94 1-1 ② F8		C FA 94 C FA 93 B SL 88 S SL 88 1-3 ② K			B FA 92 B FA 92 C FA 92 S FA 92 B SL 86 B FA 92 4-2 1-2 G4-6-3 BB		B CH 82 C SL 88 F SL 86 H FA 91 2-2 FC6-4 HBP		2	0	0	0	1	1	3
27 Mark Reynolds, R (1, 5) OBP: 0.335, SLG: 0.496 37 Juan Cruz, R (4, 1) Tony Clark, S (6, PH) OBP: 0.282, SLG: 0.462 31 Edgar Gonzalez, R (6, 1) OBP: 0.200, SLG: 0.200 45 Doug Slaten, L (7, 1) 11 Augie Ojeda, S (8, PH) OBP: 0.333, SLG: 0.344 56 Ramon Pena, R (8, 1) OBP: 0.250, SLG: 0.250	S SL 88 S SL 90 F SL 89 S SL 88 0-3 ③ K		S SL 93 S FA 94 B SL 87 1 SAFE B FA 93 S SL 88 2-3 ③ K 1-2 3-H			C FA 93 X CH 83 0-1 ① F8		B FA 92 C FA 92 B SL 85 C FA 92 F SL 82 B SL 82 F SL 82 F FA 91 F SL 84 3-2 ② F FA 80 X SL 86 P6		2 0 1 0 0 1 0	0 0 0 0 0 0 0	0 0 0 0 0 0 0	0 0 0 0 0 0 0	2 0 0 0 0 0 1	2 0 2 0 0 0 0
Jeff Salazar, L (1, 7) OBP: 0.333, SLG: 0.429		B SL 88 X SL 88 1-0 26 G3 2B		B CH 80 C FA 92 X CH 83 1-1 ① G5-3		B CH 84 X CH 83 1-0 ②③ G4-6-3 1-2f		X CH 83 0-0 ③ FC6-4 1-2f		4	0	1	0	0	0	3
10 Justin Upton, R (1, 9) OBP: 0.298, SLG: 0.472		C SL 89 B FA 93 B SL 88 S FA 93 S SL 87 2-3 ① K	B SL 86 S SL 85 B SL 85 B SL 86 S FA 92 F SL 84 F SL 86 S FA 93 3-3 ② K				S SL 85 S SL 86 F SL 85 B SL 86 C FA 94 1-3 ① K		C SL 84 C FA 92 B FA 91 B SL 85 X FA 91 2-2 1B 26 DI 1B	4	0	1	0	0	3	1
26 Miguel Montero, L (1, 2) OBP: 0.299, SLG: 0.379		B FA 92 S SL 86 X SL 88 1-1 ② G3 2-3	C FA 92 F CH 84 S CH 84 0-3 ③ K				T FA 92 H FA 92 1-1 BB HBP		B FA 92 S FA 91 S SL 85 X SL 84 1-2 ① F8 1-2	3	0	0	0	0	1	2
50 Yusmeiro Petit, R (1, 1) OBP: 0.077, SLG: 0.077 Jeff Cirillo, R (4, 5) OBP: 0.331, SLG: 0.390		C FA 92 S SL 87 S SL 87 0-3 ③ K			X FA 92 0-0 ① P3		C FA 92 B SL 88 D CH 83 B SL 86 B FA 91 4-1 1-2 BB		C FA 92 X SL 85 0-1 6 DI 2-3 1B	1 2	0 0	0 1	0 0	0 1	1 0	1 0
Inning Stats	R: 1 E: 0 K: 1 S: 11 H: 2 LOB: 1 BB: 0 P: 14	R: 0 E: 0 K: 2 S: 9 H: 1 LOB: 1 BB: 0 P: 13	R: 1 E: 0 K: 2 S: 12 H: 1 LOB: 1 BB: 1 P: 20	R: 0 E: 0 K: 2 S: 10 H: 0 LOB: 0 BB: 0 P: 14	R: 0 E: 0 K: 1 S: 5 H: 0 LOB: 0 BB: 0 P: 5	R: 0 E: 0 K: 0 S: 7 H: 1 LOB: 1 BB: 1 P: 12	R: 0 E: 0 K: 3 S: 12 H: 0 LOB: 2 BB: 1 P: 20	R: 0 E: 0 K: 1 S: 14 H: 0 LOB: 1 BB: 0 P: 20	R: 0 E: 0 K: 1 S: 15 H: 2 LOB: 3 BB: 1 P: 25	1B: 4 2B: 3 3B: 0 HR: 0 SF: 0 SAC: 1 DP: 1 HBP: 2						

TOP

AB	32
R	2
H	7
RBI	1
BB	4
SO	13
LOB	25

WP: 0 PA: 39
PB: 0
SB: 2
CS: 0

PITCHER		IP	WLS	BF	H	R	ER	SO	BB	IBB	HBP	BLK	WP	HR	S	P	ERA	WHIP
29 John Smoltz, R ERA: 3.05	(1, 1)	8.0	W	33	5	2	2	12	3	0	2	0	0	0	80	118	2.25	1.000
Bob Wickman, R ERA: 3.74	(9, 1)	1.0		6	2	0	0	1	1	0	0	0	0	0	15	25	0.00	3.000

PITCHER	IP	WLS	BF	H	R	ER	SO	BB	IBB	HBP	BLK	WP	HR	S	P	ERA	WHIP

BOTTOM

Arizona Diamondbacks @ Atlanta Braves

Turner Field, Atlanta, GA

Sun Aug 19 2007, 1:05 PM EDT
Att. 30,818 - Partly Cloudy - 88 F

livebaseballscorecards.com

Batter	1	2	3	4	5	6	7	8	9	AB	R	H	RBI	BB	SO	LOB
Willie Harris, L (1, 7) OBP: 0.388, SLG: 0.444	B FA 85 S FA 87 S CH 80 X FA 88 1-2 G3 ①		C CH 78 F CU 73 B FA 89 B FA 88 X FA 88 2-2 F8 ①	C FA 88 C CU 75 B CU 74 X FA 88 1-2 2 2B 3B		B FA 91 F SL 82 C SL 81 B FA 92 S FA 91 2-3 K ③				4	1	1	0	0	1	0
2 Kelly Johnson, L (1, 4) OBP: 0.388, SLG: 0.487	B FA 86 B FA 88 X FA 88 2-0 HR 2B		B FA 87 B FA 87 F CH 80 F FA 88 B CH 80 B FA 89 4-2 HR BLK BB	F CH 80 B FA 86 D CU 75 B CH 81 F CH 81 F SL 81 X FA 87 3-2 3-H 2B			C FA 90 B FC 82 B SL 80 F FA 90 X FA 90 2-2 F7 ①			3	2	2	1	1	0	0
10 Chipper Jones, S (1, 5) OBP: 0.419, SLG: 0.585	X CH 78 0-0 P6 ②		1 SAFE C FA 87 X FA 88 0-1 F8 ②	B FA 94 C SL 78 X FA 94 1-1 F8 ③			X FA 91 0-0 F8 ②			4	0	0	0	0	0	3
Mark Teixeira, S (1, 3) OBP: 0.390, SLG: 0.549	B FA 87 X CH 79 1-0 2-H HR		B CH 77 B SL 86 F SL 84 B SL 76 X SL 82 3-1 1-H HR		C FA 94 B SL 80 S CU 80 B FA 94 B FA 95 B CH 84 4-2 16 1B BB		F FA 90 B FA 86 C FA 85 F FC 82 B FC 83 F FA 86 B FA 92 X FA 85 3-2 G5-3 ③			3	2	2	4	1	0	0
16 Brian McCann, L (1, 2) OBP: 0.325, SLG: 0.451	C FA 88 B SL 86 S CH 82 B CU 75 S CU 75 2-3 K ③		B CH 80 B FA 89 B FA 89 B FA 87 4-0 BB		B FA 95 S FA 95 F FA 96 X FA 95 1-2 1-3 1B ①			B FA 95 X SL 88 1-0 PB 1B		3	0	2	0	1	1	0
7 Jeff Francoeur, R (1, 9) OBP: 0.347, SLG: 0.466		C SL 82 B FA 86 F FA 88 B CU 73 S CU 73 2-3 K ① C CU 74 S CU 75 1 SAFE T FA 86 0-2 K ③			S SL 83 B FA 96 S SL 82 F FA 97 D SL 83 B SL 82 F SL 81 X SL 82 3-2 P6 ②			C SL 89 X SL 88 0-1 F8 ①		4	0	0	0	0	2	3
Andruw Jones, R (1, 8) OBP: 0.308, SLG: 0.413		X SL 85 0-0 F8 ②		C FA 86 C FA 86 B FA 87 B CU 74 F CU 75 F SL 82 F FA 86 F FA 89 B CH 79 3-2 X SL 81 P6 ①	B FA 95 S SL 84 F SL 95 X FA 97 1-2 G6-3 ③			B FA 96 B SL 87 C FA 96 D SL 89 B SL 88 4-1 1-2 BB		3	0	0	0	1	0	1
19 Yunel Escobar, R (1, 6) OBP: 0.350, SLG: 0.410		B FA 88 C CH 80 S FA 88 B CU 74 X FA 88 2-2 2B		X CH 78 0-0 HR		B FA 90 C FA 90 X FA 90 1-1 F9 ①		C FA 95 X FA 96 0-1 F9 ②		4	1	2	1	0	0	2
29 John Smoltz, R (1, 1) OBP: 0.125, SLG: 0.128 23 Matt Diaz, R (8, PH) OBP: 0.372, SLG: 0.506 Bob Wickman, R (9, 1)		C SL 84 C SL 88 X CU 74 0-2 G4-3 ③		S FA 86 F FA 88 X SL 82 0-2 F8 ②		F FA 90 B FA 91 F FA 91 X CU 77 1-2 F8 ②		S FA 96 B SL 90 S SL 88 S FA 95 1-3 K ③		3 1 0	0 0 0	0 0 0	0 0 0	0 1 0	0 2 0	1 2 0
Inning Stats	R: 2 E: 0 K: 1 S: 9 H: 2 LOB: 0 BB: 0 P: 15	R: 0 E: 0 K: 1 S: 10 H: 1 LOB: 1 BB: 0 P: 14	R: 2 E: 0 K: 1 S: 12 H: 1 LOB: 1 BB: 2 P: 25	R: 2 E: 0 K: 0 S: 20 H: 3 LOB: 1 BB: 0 P: 28	R: 0 E: 0 K: 0 S: 13 H: 1 LOB: 1 BB: 1 P: 22	R: 0 E: 0 K: 1 S: 8 H: 0 LOB: 0 BB: 0 P: 12	R: 0 E: 0 K: 0 S: 9 H: 0 LOB: 0 BB: 0 P: 14	R: 0 E: 0 K: 1 S: 9 H: 1 LOB: 2 BB: 1 P: 15		1B: 2 2B: 3 3B: 1 HR: 3	SF: 0 SAC: 0 DP: 0 HBP: 0		WP: 0 PB: 1 SB: 0 CS: 0	PA: 36		

PITCHER		IP	WLS	BF	H	R	ER	SO	BB	IBB	HBP	BLK	WP	HR	S	P	ERA	WHIP
50 Yusmeiro Petit, R ERA: 5.14	(1, 1)	3.2	L	20	7	6	6	3	2	0	0	1	0	0	49	79	14.73	2.455
37 Juan Cruz, R ERA: 3.06	(4, 1)	1.1		5	1	0	0	0	1	0	0	0	0	0	15	25	0.00	1.500
31 Edgar Gonzalez, R ERA: 5.38	(6, 1)	1.0		3	0	0	0	1	0	0	0	0	0	0	8	12	0.00	0.000
45 Doug Slaten, L ERA: 2.3	(7, 1)	1.0		3	0	0	0	0	0	0	0	0	0	0	9	14	0.00	0.000
56 Ramon Pena, R ERA: 2.6	(8, 1)	1.0		5	1	0	0	1	1	0	0	0	0	0	9	15	0.00	2.000

PITCHER	IP	WLS	BF	H	R	ER	SO	BB	IBB	HBP	BLK	WP	HR	S	P	ERA	WHIP

AB	32
R	6
H	9
RBI	6
BB	4
SO	5
LOB	12

Atlanta Braves @ Cincinnati Reds

Great American Ball Park, Cincinnati, OH

Mon Aug 20 2007, 7:10 PM EDT

Att. 24,477 - Cloudy - 82 F

TOP

livebaseballscorecards.com

Batter	1	2	3	4	5	6	7	8	9	AB	R	H	RBI	BB	SO	LOB
19 Yunel Escobar, R (1, 6) OBP: 0.350, SLG: 0.408	B FA 90 B FA 91 F FA 91 X FA 91 2-1 ① G4-3	C FA 90 C FA 91 B FA 90 X SL 85 1-2 10 1B HR 1B	B CH 81 B FA 91 X FA 92 2-0 ③ L8		B FA 89 C FA 90 X CH 82 1-1 ③ F8		F SL 85 B FA 91 X FA 91 1-1 ③ FC6-4 1-2f		C FA 88 X SL 84 0-1 1B	6	1	2	0	0	0	2
23 Matt Diaz, R (1, 7) OBP: 0.375, SLG: 0.510	B FA 92 X CH 83 1-0 10 F9 7 1B 2B	1 SAFE C FA 90 X FA 91 0-1 ② F8		C FA 89 C SL 83 B SL 80 B SL 82 X FA 91 2-2 10 BB HR 1B		X FA 88 0-0 10 2B 1B		B FA 85 C FA 86 X FA 86 1-1 ① G6-3	F CH 78 X CU 70 0-1 ② F8	6	2	3	0	0	0	2
10 Chipper Jones, S (1, 5) OBP: 0.421, SLG: 0.587 Willie Harris, L (8, 8) OBP: 0.387, SLG: 0.443	B FA 90 C FA 92 X FA 91 1-1 ② F9 2-3	C FA 91 X FA 90 0-1 1-3 HR 1B		B FA 91 B FA 90 B FA 90 B FA 89 4-0 1-2 HR BB		B FA 89 B CH 81 X FA 90 2-0 1-3 2B		C FA 87 X CH 79 0-1 ② F9	F FA 88 C CH 76 D SL 84 S CU 69 1-3 ③ K	4 1	2 0	2 0	0 0	1 0	0 1	1 1
Mark Teixeira, S (1, 3) OBP: 0.395, SLG: 0.571	B FA 91 B FA 92 B CH 83 B FA 92 4-0 BB 7 1B 16 HR BB	F CH 83 B CH 83 X CH 83 1-1 1-H 3-H HR		B FA 91 B FA 90 X FA 91 2-0 1-H 2-H HR		B CH 82 B FA 90 X FA 90 2-0 ① G5-3		B CH 80 F FA 87 C FA 88 X FA 88 1-2 7 1B 2B		4	4	3	6	1	0	2
7 Jeff Francoeur, R (1, 9) OBP: 0.349, SLG: 0.468	X CH 83 0-0 BB 16 HR 1-2 3-H 1B	B FA 89 C FA 89 X SL 80 1-1 1B		B FA 91 F FA 90 S SL 84 B SL 83 F SL 82 X FA 91 2-2 ① G5-3		B FA 90 X SL 82 1-0 ② G5-3		B CH 78 X CH 79 1-0 2-H HR 1B		5	2	3	2	0	0	2
Andruw Jones, R (1, 8) OBP: 0.309, SLG: 0.419 58 Peter Moylan, R (8, 1) Tyler Yates, R (9, 1)	B FA 93 F FA 92 C SL 85 F SL 86 B FA 93 B CH 82 F FA 92 B SL 82 4-2 16 HR 1-2 2-3 BB	B FA 90 B FA 91 F FA 89 C SL 83 F FA 91 X FA 91 2-2 ③ L7		S CH 82 X FA 91 0-1 ② F8		X SL 83 0-0 ③ F8		C FA 87 F CH 81 X FA 86 0-2 1-H HR		4 0 0	2 0 0	1 0 0	2 0 0	1 0 0	0 0 0	3 0 0
16 Brian McCann, L (1, 2) OBP: 0.326, SLG: 0.457	B FA 91 C FA 91 B SL 84 X FA 91 2-1 1-H 2-H 3-H HR	F FA 89 F FA 90 F FA 91 S SL 84 0-3 ① K	C FA 91 B SL 82 S SL 82 B SL 84 F SL 82 X SL 82 2-2 ③ P4				C FA 90 F CU 76 C FA 91 0-3 ① K	B FA 88 H FA 86 2-0 HBP		4	1	1	4	0	2	0
1 Martín Prado, R (1, 4) OBP: 0.318, SLG: 0.357	B FA 91 C FA 91 X FA 85 1-1 ③ G5-3	B FA 91 B FA 91 B FA 90 C FA 90 F FA 90 F FA 91 X FA 91 3-2 15 F8 2B	B FA 89 X FA 89 1-0 ① F9				C SL 82 B SL 84 X SL 83 1-1 19 FC6-4 1B	C FA 88 B CH 78 F CH 78 B FA 87 X CH 79 2-2 ③ F9		5	0	2	0	0	0	1
15 Tim Hudson, R (1, 1) OBP: 0.250, SLG: 0.258 Scott Thorman, L (7, PH) OBP: 0.258, SLG: 0.398 Ron Mahay, L (7, 1) Chris Woodward, R (8, 5) OBP: 0.242, SLG: 0.291		B FA 89 F FA 90 B FA 90 F FA 90 X CH 82 2-2 ① G6-3	F FA 91 B CH 82 F FA 90 X SL 84 1-2 ② F8 2-3		X FA 89 0-0 ② F8		S FA 92 X FA 92 0-1 ② P2		X FA 86 0-0 ① F9	3 1 0 1	0 0 0 0	0 0 0 0	0 0 0 0	0 0 0 0	0 0 0 0	1 1 0 0
Inning Stats	R: 5 E: 0 K: 0 S: 14 H: 3 LOB: 0 BB: 2 P: 29	R: 3 E: 0 K: 0 S: 18 H: 4 LOB: 1 BB: 0 P: 25	R: 0 E: 0 K: 1 S: 12 H: 1 LOB: 1 BB: 0 P: 18	R: 3 E: 0 K: 0 S: 14 H: 2 LOB: 0 BB: 1 P: 26	R: 0 E: 0 K: 0 S: 4 H: 0 LOB: 0 BB: 0 P: 6	R: 0 E: 0 K: 0 S: 5 H: 2 LOB: 2 BB: 0 P: 10	R: 0 E: 0 K: 1 S: 9 H: 1 LOB: 1 BB: 0 P: 11	R: 3 E: 0 K: 0 S: 14 H: 3 LOB: 1 BB: 0 P: 21	R: 0 E: 0 K: 1 S: 8 H: 1 LOB: 1 BB: 0 P: 9	1B: 9 2B: 4 3B: 0 HR: 4 SF: 0 SAC: 0 DP: 0 HBP: 1						

	AB	44
	R	14
	H	17
	RBI	14
	BB	3
	SO	3
	LOB	16

WP: 0 PB: 0 SB: 0 CS: 0 PA: 48

PITCHER		IP	WLS	BF	H	R	ER	SO	BB	IBB	HBP	BLK	WP	HR	S	P	ERA	WHIP
50 Phil Dumatrait, L ERA: 14.18	(1, 1)	2.0	L	15	7	8	8	0	2	0	0	0	0	2	32	54	36.00	4.500
Mike Gosling, L ERA: 4.67	(3, 1)	3.1		16	5	3	3	1	1	0	0	0	0	1	33	57	8.10	1.800
38 Gary Majewski, R ERA: 10.32	(6, 1)	1.2		6	1	0	0	1	0	0	0	0	0	0	11	14	0.00	0.600
Eddie Guardado, L ERA: 22.5	(8, 1)	1.0		7	3	3	3	0	0	0	1	0	0	1	14	21	27.00	3.000
Mike Stanton, L ERA: 5.8	(9, 1)	1.0		4	1	0	0	1	0	0	0	0	0	0	8	9	0.00	1.000

PITCHER		IP	WLS	BF	H	R	ER	SO	BB	IBB	HBP	BLK	WP	HR	S	P	ERA	WHIP

Batter	1	2	3	4	5	6	7	8	9	AB	R	H	RBI	BB	SO	LOB
Josh Hamilton, L (1, 8) OBP: 0.371, SLG: 0.544	X FA 91 0-0 ① F8		X FA 91 0-0 ① L6	B FA 92 B FA 92 X FA 90 2-0 ③ G3			B SL 83 F FA 91 B CH 82 F FA 90 C SL 82 2-3 ① K		X SL 89 0-0 2-H 2B	5	0	1	1	0	1	0
27 Jeff Keppinger, R (1, 6) OBP: 0.452, SLG: 0.545	C FA 92 F FA 92 X FA 93 0-2 1B 4 SF7 1B		C FA 91 S SL 86 X CH 80 0-2 4 G5-3 1B 2B		B FA 90 X FA 89 1-0 4 G5-3 1B 1B		B FA 90 B FA 85 X FA 90 2-0 ② L8		F FA 94 B FA 95 S SL 88 D SL 89 B FA 95 B SL 89 4-2 BB	4	3	3	0	1	0	0
Ken Griffey Jr., L (1, 9) OBP: 0.389, SLG: 0.517 Eddie Guardado, R (8, 1) 30 Norris Hopper, R (9, 7) OBP: 0.356, SLG: 0.374	X FA 92 0-0 1-3 1B		B FA 91 B FC 87 F FA 90 B FA 89 B FS 80 4-1 1B 4 G5-3 BB		X FA 90 0-0 ① F7		B FA 90 S FA 90 C FA 90 B SL 83 B SL 82 X FA 92 3-2 ③ F7		X FA 95 0-0 ② F9	3 0 1	0 0 0	1 0 0	0 0 0	1 0 0	0 0 0	1 0 2
4 Brandon Phillips, R (1, 4) OBP: 0.319, SLG: 0.463	S FA 93 F FA 93 B SL 89 X CU 82 1-2 ② SF7 3-H		S SL 86 X FA 93 0-1 ② G5-3 1-2 2-3		B FA 91 B SL 86 X FA 92 2-0 ② G5-3 1-2			X FA 92 0-0 ① G4-3	B FA 94 B FA 94 C FA 95 S FA 95 F FA 96 B FA 94 X FA 95 3-2 ③ F7	4	0	0	1	0	0	5
Adam Dunn, L (1, 7) OBP: 0.373, SLG: 0.556 Mike Stanton, L (9, 1)	B SL 86 B CH 82 B CH 82 F FA 96 B FC 89 C SL 88 3-3 ③ K		B SL 88 B CH 80 B FA 92 C FA 92 B FA 92 4-1 1B BB		B FA 91 F FA 92 F FC 88 B SL 83 X SL 87 2-2 2-H 1B			C FA 93 C CU 77 X FA 94 0-2 ② G6-3		3 0	0 0	1 0	1 0	1 0	1 0	1 0
Scott Hatteberg, L (1, 3) OBP: 0.390, SLG: 0.472 Jorge Cantu, R (8, PH) OBP: 0.288, SLG: 0.237 (9, 3)		C FA 91 B CH 81 X FA 91 1-1 ① G4-3	C FA 93 B FA 93 X CH 83 1-1 1-2 2-3 3-H 1B		B FA 91 C FA 90 F FA 90 S FS 84 1-3 ③ K			C X 0-1 1B		3 1	0 0	1 1	1 0	0 0	1 0	1 0
Javier Valentin, S (1, 2) OBP: 0.339, SLG: 0.407		X FA 92 0-0 2B	C FA 93 B FA 92 B FC 90 B FA 93 X FA 93 3-1 ③ F9			X SL 80 0-0 ① F9		F B FA 94 F B C 2-3 ③ K		4	0	1	0	0	1	4
Mark Bellhorn, S (1, 5) OBP: 0.357, SLG: 0.100		B CH 81 B CH 81 S FA 91 S FA 93 B FA 93 B FA 93 4-2 37 G6-4-3 BB		F FA 89 B FA 89 B FA 89 B FA 90 F FA 91 S FA 91 3-3 ① K		B FA 90 X FA 91 1-0 ② G4-3			C FA 94 B SL 86 B FA 95 B FA 96 X FA 95 3-1 ① P5	3	0	0	0	1	1	0
50 Phil Dumatrait, R (1, 1) 37 Bobby Livingston, L (2, PH) OBP: 0.320, SLG: 0.292 Mike Gosling, L (3, 1) 38 Gary Majewski, R (6, 1) Jason Ellison, R (8, 9) OBP: 0.278, SLG: 0.283		C FA 92 X FA 92 0-1 ②③ G6-4-3 1-2f		B FA 91 C FA 91 B FA 91 B FA 91 C FA 90 X FA 89 3-2 ② G6-3		C FA 90 C FA 91 S SL 86 0-3 ③ K			X FA 94 0-0 2B	0 1 1 1 1	0 0 0 0 1	0 0 0 0 1	0 0 0 0 0	0 0 0 0 0	0 0 0 0 0	0 2 0 0 0
Inning Stats	R: 1 H: 2 E: 0 LOB: 1 K: 1 BB: 0 S: 11 P: 15	R: 0 H: 1 E: 0 LOB: 1 K: 0 BB: 1 S: 7 P: 12	R: 1 H: 2 E: 0 LOB: 3 K: 0 BB: 2 S: 12 P: 24	R: 0 H: 0 E: 0 LOB: 0 K: 1 BB: 0 S: 7 P: 15	R: 1 H: 2 E: 0 LOB: 1 K: 1 BB: 0 S: 9 P: 15	R: 0 H: 0 E: 0 LOB: 0 K: 1 BB: 0 S: 5 P: 6	R: 0 H: 0 E: 0 LOB: 0 K: 1 BB: 0 S: 7 P: 14	R: 0 H: 1 E: 0 LOB: 1 K: 1 BB: 0 S: 9 P: 11	R: 1 H: 2 E: 0 LOB: 2 K: 0 BB: 1 S: 11 P: 21	1B: 6 2B: 4 3B: 0 HR: 0	SF: 1 SAC: 0 DP: 1 HBP: 0					

PITCHER		IP	WLS	BF	H	R	ER	SO	BB	IBB	HBP	BLK	WP	HR	S	P	ERA	WHIP
15 Tim Hudson, R ERA: 3.07	(1, 1)	6.0	W	27	7	3	3	4	3	0	0	0	0	0	51	87	4.50	1.667
Ron Mahay, L ERA: 2.37	(7, 1)	1.0		3	0	0	0	1	0	0	0	0	0	0	7	14	0.00	0.000
58 Peter Moylan, R ERA: 1.87	(8, 1)	1.0		4	1	0	0	1	0	0	0	0	0	0	9	11	0.00	1.000
Tyler Yates, R ERA: 5.26	(9, 1)	1.0		6	2	1	1	0	1	0	0	0	0	0	11	21	9.00	3.000

PITCHER	IP	WLS	BF	H	R	ER	SO	BB	IBB	HBP	BLK	WP	HR	S	P	ERA	WHIP

BOTTOM

Atlanta Braves @ Cincinnati Reds

Great American Ball Park, Cincinnati, OH

Mon Aug 20 2007, 7:10 PM EDT

Att. 24,477 - Cloudy - 82 F

livebaseballscorecards.com

AB	35
R	4
H	10
RBI	4
BB	4
SO	6
LOB	16

Batter	1	2	3	4	5	6	7	8	9	AB	R	H	RBI	BB	SO	LOB
19 Yunel Escobar, R (1, 6) OBP: 0.356, SLG: 0.417	F FA 85 B CU 70 B FA 85 X FA 85 2-1 23 1B 1B 1B	S CH 76 S CH 76 B FA 87 B FA 88 1 SAFE X CH 78 2-2 23 G5-3 1-H 3-H 2B		B FA 87 C CH 76 X FA 86 1-1 ③ G6-3		X FA 94 0-0 10 G6-4-3 1B			C FA 89 F SL 84 S SL 84 0-3 ① K	5	1	3	2	0	1	1
23 Matt Diaz, R (1, 7) OBP: 0.375, SLG: 0.507	1 SAFE 1 SAFE X FA 85 0-0 FC5 1B 1-2 1B	F CU 71 S CH 77 B FA 88 X CH 77 1-2 ② G5-3 2-3			C CH 74 B SL 82 B FA 87 X CH 75 2-1 7 1B 3B 1B	S SL 86 F SL 86 F SL 85 S FA 94 0-3 ① K			C SL 83 B FA 90 X SL 85 1-1 ② G6-3	5	1	2	0	0	1	2
10 Chipper Jones, S (1, 5) OBP: 0.419, SLG: 0.582	X FA 87 0-0 ① F8	F CU 71 X FA 87 0-1 ③ F8			C FA 87 B FA 88 X CU 69 1-1 ① F9	X FA 94 0-0 ② ③ G6-4-3 1-2f			B SL 84 S FA 90 B FA 90 X SL 85 2-1 BB 1B	5	0	1	0	0	0	5
Mark Teixeira, S (1, 3) OBP: 0.395, SLG: 0.567 Scott Thorman, L (9, PR) OBP: 0.258, SLG: 0.398	D CU 72 B CH 77 X FA 88 2-0 FC5 1-2 2-H 1B		C CU 69 B CH 76 F FA 86 B SL 82 F CH 77 B CH 77 C FA 88 3-3 ① K		B FA 88 F CH 76 1 SAFE S FA 87 F FA 89 X CH 78 1-2 ② F9		S X 0-1 ① F9		B FA 91 B FA 89 B FA 90 C FA 90 B SL 85 4-1 7 FC5-4 1-2 BB	4 0	0 0	1 0	1 0	1 0	1 0	1 0
7 Jeff Francoeur, R (1, 9) OBP: 0.348, SLG: 0.465	C CH 77 S SL 85 S SL 84 0-3 ② K		B CH 77 X CU 69 1-0 ② F8		D CH 77 C FA 88 S CH 76 B FA 89 X CH 77 2-2 1-2 3B 1B		X SL 87 0-0 ② G6-3		B SL 86 S SL 87 X SL 85 1-1 ③ FC5-4 1-2f	5	1	1	0	0	1	4
Andruw Jones, R (1, 8) OBP: 0.308, SLG: 0.421	S CH 78 B SL 84 S CH 78 B CH 78 B CH 78 F CH 77 X FA 87 3-2 ③ FC5 1-2 2-3f		B FA 86 X CH 76 1-0 ③ G1-3		C FA 87 D CH 79 C FA 88 B FA 88 X SL 82 2-2 16 HR 1-H 2-H 3B		B SL 87 C SL 86 X FA 95 1-1 ③ F7			4	1	1	2	0	0	2
16 Brian McCann, L (1, 2) OBP: 0.328, SLG: 0.468		X FA 87 0-0 2 K 19 2B 2B		C FA 86 B SL 82 B CH 75 F FA 87 X CH 76 2-2 ① G4-3	B FA 88 F CU 71 B FA 87 B CH 76 X CH 76 3-1 3-H HR			B FA 92 X FA 94 1-0 ① G3		4	2	2	2	0	0	0
2 Kelly Johnson, L (1, 4) OBP: 0.388, SLG: 0.486		B SL 82 F FA 87 B SL 80 B FA 87 F FA 88 S SL 82 3-3 K 19 2B 2-3		H FA 86 1-0 SH2-3 HBP	C FA 88 X SL 81 0-1 1B			B FA 95 B FA 94 C FA 94 F FC 94 X SL 90 2-2 ② L4		3	1	1	0	0	1	1
37 Jo-Jo Reyes, L (1, 1) OBP: 0.333, SLG: 0.333 Oscar Villarreal, L (3, 1) OBP: 0.250, SLG: 0.250 1 Martin Prado, R (5, PH) OBP: 0.311, SLG: 0.349 Ron Mahay, L (5, 1) 58 Peter Moylan, R (6, 1) Willie Harris, L (8, PH) OBP: 0.386, SLG: 0.441 39 Rafael Soriano, R (8, 1)		C FA 87 L CU 70 1 SAFE B CU 71 L FA 86 1-3 ① K		B FA 85 X FA 84 1-0 ② SH2-3 1-2	C FA 92 X SL 84 0-1 ③ G4-3			F FA 94 B SL 89 S FA 95 F FA 95 F FA 95 S FA 90 1-3 ③ K		1 0 1 0 0 1 0	0 0 0 0 0 0 0	0 0 0 0 0 0 0	0 0 0 0 0 0 0	1 0 0 0 0 1 0	2 0 1 0 0 0 0
Inning Stats	R: 1 E: 0 K: 1 S: 12 H: 3 LOB: 2 BB: 0 P: 19	R: 2 E: 1 K: 2 S: 15 H: 2 LOB: 1 BB: 0 P: 22	R: 0 E: 0 K: 1 S: 6 H: 0 LOB: 0 BB: 0 P: 11	R: 0 E: 0 K: 0 S: 6 H: 0 LOB: 1 BB: 0 P: 11	R: 4 E: 0 K: 0 S: 20 H: 5 LOB: 1 BB: 0 P: 31	R: 0 E: 0 K: 1 S: 6 H: 1 LOB: 0 BB: 0 P: 6	R: 0 E: 0 K: 0 S: 5 H: 0 LOB: 0 BB: 0 P: 6	R: 0 E: 0 K: 1 S: 9 H: 0 LOB: 0 BB: 0 P: 13	R: 0 E: 0 K: 1 S: 10 H: 1 LOB: 2 BB: 1 P: 18	1B: 8 2B: 2 3B: 1 HR: 1 SF: 0 SAC: 1 DP: 1 HBP: 1						

PITCHER		IP	WLS	BF	H	R	ER	SO	BB	IBB	HBP	BLK	WP	HR	S	P	ERA	WHIP
37 Bobby Livingston, L ERA: 5.27	(1, 1)	4.2		26	10	7	6	4	0	0	1	0	0	1	57	92	11.57	2.143
38 Gary Majewski, R ERA: 10.03	(5, 1)	0.1		1	0	0	0	0	0	0	0	0	0	0	2	2	0.00	0.000
45 Bill Bray, L ERA: 1.8	(6, 1)	1.1	W	4	1	0	0	1	0	0	0	0	0	0	8	8	0.00	0.750
51 Jared Burton, R ERA: 2.83	(7, 1)	1.2	H	5	0	0	0	1	0	0	0	0	0	0	12	17	0.00	0.000
25 David Weathers, R ERA: 3.53	(9, 1)	1.0	S	5	1	0	0	1	1	0	0	0	0	0	10	18	0.00	2.000

PITCHER	IP	WLS	BF	H	R	ER	SO	BB	IBB	HBP	BLK	WP	HR	S	P	ERA	WHIP

TOP

Atlanta Braves @ Cincinnati Reds

Great American Ball Park, Cincinnati, OH

Tue Aug 21 2007, 7:10 PM EDT
Att. 21,039 - Cloudy - 84 F

livebaseballscorecards.com

AB	38
R	7
H	12
RBI	7
BB	1
SO	7
LOB	19

PA:	41
WP:	0
PB:	0
SB:	0
CS:	0

BOTTOM

Atlanta Braves @ Cincinnati Reds

Great American Ball Park, Cincinnati, OH

Tue Aug 21 2007, 7:10 PM EDT

Att. 21,039 - Cloudy - 84 F

livebaseballscorecards.com

Batter	1	2	3	4	5	6	7	8	9	AB	R	H	RBI	BB	SO	LOB
30 Norris Hopper, R (1, 8) (9, 7) OBP: 0.359, SLG: 0.376	X FA 91 0-0 27 G6-4-3 1B		X FA 92 0-0 ① SH3-4 1-2	F FA 88 X FA 87 0-1 ② F9		B FA 92 B FA 93 S FA 92 S FA 93 X FA 94 2-2 G4-3 27 HBP 4 1B 1B	F FA 90 S FA 92 X SL 78 0-2 ③ G3			4	1	2	0	0	0	0
27 Jeff Keppinger, R (1, 6) OBP: 0.450, SLG: 0.535	M FA 90 C FA 92 B FA 92 X FA 86 1-2 ①② G6-4-3 1-2f		C FA 92 X FA 86 0-1 BB BB 28 1B 2-3 1B	C FA 88 B FA 90 B FA 90 B FA 90 X FA 89 3-1 ③ F8		L FA 91 1 SAFE 1 SAFE H FA 90 1-1 G4-3 4 1B 1-2 HBP		X FA 95 0-0 ① F8		4	1	1	0	0	0	1
Ken Griffey Jr., L (1, 9) OBP: 0.391, SLG: 0.516	B FA 93 B SL 83 B FA 93 B FA 92 4-0 4 1B BB		B SL 82 B FA 93 B FA 93 B FA 92 4-0 BB 28 1B 1-2 BB		X FA 90 0-0 ① P3	X FA 93 0-0 ① G4-3 1-2 2-3		B FA 94 B SL 83 X FA 94 2-0 1B 1B		3	1	1	0	2	0	2
4 Brandon Phillips, R (1, 4) OBP: 0.322, SLG: 0.470	C FA 93 X FA 93 0-1 1-2 1B		X FA 91 0-0 ② F9		C FA 90 B FA 84 S CH 83 B FA 90 B FA 90 X FA 90 3-2 HR	B SL 76 F FA 93 B SI 93 X FA 94 2-1 ② 28 HBP 2-H 3-H 1B		C SL 84 S SL 84 C SL 85 0-3 ② K		5	1	3	2	0	1	4
Adam Dunn, L (1, 7) OBP: 0.377, SLG: 0.559 25 David Weathers, R (9, 1)	C FA 93 B FA 93 S SL 83 B SL 83 F FA 94 B FA 94 S SL 82 3-3 ③ K		B SL 83 C FA 93 S FA 93 B FA 94 B SL 83 B FA 94 4-2 28 1B 2B 1-2 2-3 3-H BB		S SL 83 X FA 91 0-1 28 1B 1B 2B	I IN 59 I IN 58 I 4-0 28 HBP IBB		X FA 97 0-0 1-2 1B		3	2	2	1	2	1	2
										0	0	0	0	0	0	0
28 Edwin Encarnación, R (1, 5) OBP: 0.338, SLG: 0.377		X FA 91 0-0 ① L5	B FA 86 B FA 93 F FA 92 B FA 92 F FA 92 F FA 92 X FA 92 3-2 2B 1-3 2-H 3-H 1B		B CH 83 S CH 83 X CH 83 1-1 1B 2-3 1B	H FA 92 1-0 1-2 2-3 HBP		X SL 85 0-0 ③ F7		4	1	2	2	0	0	2
Jorge Cantu, R (1, 3) OBP: 0.300, SLG: 0.270		C FA 91 B FA 93 B FA 92 F FA 92 X FA 93 2-2 ② G4-3	X FA 89 0-0 23 WP 1-H 3-H 2B	B FA 90 B CH 83 S CH 83 S FA 90 X FA 84 2-2 1-2 3-H 1B	B FA 91 B FA 92 X FA 92 2-0 ③ F9				4	0	2	3	0	0	3
51 Jared Burton, R (7, 1)										0	0	0	0	0	0	0
Josh Hamilton, L (9, 8) OBP: 0.371, SLG: 0.544										0	0	0	0	0	0	0
23 Ryan Jorgensen, R (1, 2) OBP: 0.182, SLG: 0.455		X FA 91 0-0 ③ F9	B SL 83 X FA 90 1-0 ③ G6-3 2-3		C FA 90 F FA 91 F FA 90 B CH 83 B FA 90 S CH 83 2-3 ② K		B FA 90 B SI 90 B FA 91 C FA 92 C FA 92 X FA 93 3-2 ① G6-3			4	0	0	0	0	1	3
37 Bobby Livingston, L (1, 1) OBP: 0.333, SLG: 0.280			C FA 92 S FA 91 B FA 93 B SL 82 B FA 92 B FA 93 4-2 27 30 1B SH3-4 BB BB	B FA 88 X FA 89 1-0 ① G3	S CH 83 S FA 84 B FA 91 D CH 82 B CH 83 F FA 90 C FA 90 3-3 ③ K		C FA 94 B FA 94 X FA 93 1-1 ② G3			1	1	0	0	1	0	0
38 Gary Majewski, R (5, 1)										0	0	0	0	0	0	0
Mark Bellhorn, S (5, PH) OBP: 0.333, SLG: 0.091										1	0	0	0	0	1	2
45 Bill Bray, L (6, 1)										0	0	0	0	0	0	0
Scott Hatteberg, L (7, 3) OBP: 0.389, SLG: 0.471										1	0	0	0	0	0	0
Inning Stats	R: 0 E: 0 K: 1 S: 10 H: 2 LOB: 2 BB: 1 P: 18	R: 0 E: 0 K: 0 S: 5 H: 0 LOB: 0 BB: 0 P: 7	R: 5 E: 0 K: 0 S: 15 H: 3 LOB: 1 BB: 3 P: 31	R: 0 E: 0 K: 0 S: 5 H: 0 LOB: 0 BB: 0 P: 9	R: 2 E: 0 K: 2 S: 19 H: 4 LOB: 2 BB: 0 P: 30	R: 1 E: 0 K: 0 S: 8 H: 2 LOB: 3 BB: 1 P: 20	R: 0 E: 0 K: 0 S: 8 H: 0 LOB: 0 BB: 0 P: 12	R: 0 E: 0 K: 1 S: 7 H: 2 LOB: 2 BB: 0 P: 9		1B: 10 2B: 2 3B: 0 HR: 1 SF: 0 SAC: 1 DP: 1 HBP: 2						

	AB	34
	R	8
	H	13
	RBI	8
	BB	5
	SO	4
	LOB	19

WP: 1 PA: 42
PB: 0
SB: 0
CS: 0

PITCHER		IP	WLS	BF	H	R	ER	SO	BB	IBB	HBP	BLK	WP	HR	S	P	ERA	WHIP
37 Jo-Jo Reyes, L ERA: 9.62	(1, 1)	2.2		15	4	5	5	1	4	0	0	0	0	0	28	53	16.88	3.000
Oscar Villarreal, R ERA: 4.08	(3, 1)	1.1		5	1	0	0	0	0	0	0	0	1	0	7	12	0.00	0.750
Ron Mahay, L ERA: 2.68	(5, 1)	1.0	B	7	4	2	2	2	0	0	0	0	0	1	19	30	18.00	4.000
58 Peter Moylan, R ERA: 1.95	(6, 1)	2.0	L	10	2	1	1	0	0	1	2	0	0	0	16	32	4.50	1.000
39 Rafael Soriano, R ERA: 3.72	(8, 1)	1.0		5	2	0	0	1	0	0	0	0	0	0	7	9	0.00	2.000

PITCHER		IP	WLS	BF	H	R	ER	SO	BB	IBB	HBP	BLK	WP	HR	S	P	ERA	WHIP

Batter	1	2	3	4	5	6	7	8	9	AB	R	H	RBI	BB	SO	LOB
Willie Harris, L (1, 7) OBP: 0.385, SLG: 0.440	C CH 74 B FA 88 B FA 88 B FA 88 F CH 77 X CU 74 3-2 G5-3		X FC 88 0-0 F8		C CH 69 B CU 74 F CU 67 X FA 90 1-2 10 1B 19 S 1B	S FA 89 B FA 89 X SL 82 1-1 FC6-4 1-2f			C FA 89 B FA 89 B FA 90 X SL 86 2-1 F9	3	0	1	0	0	0	0
23 Matt Diaz, R (6, PH) OBP: 0.372, SLG: 0.504										2	0	0	0	0	0	1
(6, 7)																
11 Edgar Renteria, R (1, 6) OBP: 0.392, SLG: 0.487	B FA 89 L SL 77 B CU 76 C CU 69 F CU 76 F SL 88 X FA 90 2-2 G6-3		C SL 75 F FA 89 B CU 78 S SL 77 1-3 K		B FA 89 1 SAFE 1 SAFE S CU 70 B FA 89 B FA 90 S CU 73 F CU 70 B CU 75 4-2 10 1B 1-2 BB		C CH 78 B FA 87 B SL 83 F SL 83 F FA 90 S CU 72 2-3 K		B FA 90 B FA 88 B FA 89 C FA 89 F FA 90 B FA 90 4-2 10 G2-3 BB	0	0	0	0	0	0	0
19 Yunel Escobar, R (1, PH) OBP: 0.357, SLG: 0.411										3	0	0	0	2	2	0
(1, 6)																
10 Chipper Jones, S (1, 5) OBP: 0.421, SLG: 0.585	F FA 88 S FA 90 B FA 90 B SL 82 X CH 80 2-2 BB 1B		F FA 89 X SL 80 0-1 2B		2 SAFE X SL 78 0-0 16 FC6-4 1-2 2-3 1B		C CU 72 X SL 85 0-1 P3		C FA 90 X FA 90 0-1 G2-3 1-2	5	0	3	0	0	0	1
Mark Teixeira, S (1, 3) OBP: 0.395, SLG: 0.564	C CU 70 B FA 89 B SL 77 C CU 67 B FC 88 F CU 70 F CU 74 B FA 89 4-2 1-2 BB		C FA 89 F SL 88 B FA 89 B CU 76 S CU 76 3-3 K		C CU 68 B CU 76 S CU 73 X FA 89 1-2 P5		F SL 85 X SL 85 0-1 16 FC4-6 1B		C FA 90 B FA 90 C FA 90 B SL 84 B FA 89 F SL 86 C FA 90 3-3 K	4	0	1	0	1	2	5
16 Brian McCann, L (1, 2) OBP: 0.327, SLG: 0.473	B FA 88 C FA 89 C SL 81 F FA 89 F FA 91 F CH 82 B CU 70 S CU 75 2-3 K			B FA 88 B CU 70 F CU 70 B FC 89 X SL 77 3-1 HR	X FA 89 0-0 FC6-4 1-2f		B CH 80 X SL 84 1-0 FC4-6 1-2f			4	1	1	1	0	1	6
7 Jeff Francoeur, R (1, 9) OBP: 0.346, SLG: 0.461		F CU 68 F CH 77 B FA 87 C FA 89 1-3 K		F SL 75 B FA 89 X FC 88 1-1 F8		B FA 88 X CH 78 1-0 F7		F SL 88 B SL 89 X FA 95 1-1 F8		4	0	0	0	0	1	0
Andruw Jones, R (1, 8) OBP: 0.308, SLG: 0.426		S CH 79 B CH 80 X FA 88 1-1 G1-3		F FA 90 S CH 80 X CH 77 0-2 F7		X FA 89 0-0 HR		B SL 88 S FA 90 B FC 90 F FA 95 S FA 95 2-3 K		4	1	1	1	0	1	0
2 Kelly Johnson, L (1, 4) OBP: 0.391, SLG: 0.487		C FA 88 B FA 89 B FA 90 C CU 73 B CH 80 B CH 80 4-2 FC6-4 BB		B CU 69 C CU 69 B FA 88 X CH 79 2-1 F7		B FA 88 B SL 83 X SL 82 2-0 23 FC6-4 1B		C FA 93 B SL 90 B FA 90 X FC 93 2-1 1B		3	0	2	0	1	0	0
Lance Cormier, R (1, 1) Chris Woodward, R (6, PH) OBP: 0.240, SLG: 0.288 46 Manny Acosta, R (6, 1) Scott Thorman, L (8, PH) OBP: 0.257, SLG: 0.397 Tyler Yates, R (8, 1)	C FC 88 X FC 87 0-1 FC6-4 1-2f				C SL 76 S CU 72 S SL 76 0-3 K	B FA 87 1 SAFE C FA 88 B CU 72 S FA 89 F SL 83 S FA 89 2-3 K		S FA 93 X FA 94 0-1 F8		2 1 0 1 0	0 0 0 0 0	0 0 0 0 0	0 0 0 0 0	1 1 0 0 0	0 1 0 1 0	1 1 0 1 0
Inning Stats	R: 0 E: 0 K: 1 S: 21 H: 1 LOB: 2 BB: 1 P: 34	R: 0 E: 0 K: 1 S: 9 H: 0 LOB: 1 BB: 1 P: 15	R: 0 E: 0 K: 2 S: 9 H: 1 LOB: 1 BB: 0 P: 13	R: 1 E: 0 K: 0 S: 9 H: 1 LOB: 0 BB: 0 P: 15	R: 0 E: 0 K: 1 S: 14 H: 2 LOB: 3 BB: 1 P: 20	R: 1 E: 0 K: 1 S: 9 H: 2 LOB: 1 BB: 0 P: 15	R: 0 E: 0 K: 1 S: 9 H: 1 LOB: 1 BB: 0 P: 12	R: 0 E: 0 K: 1 S: 9 H: 1 LOB: 1 BB: 0 P: 14	R: 0 E: 0 K: 1 S: 10 H: 0 LOB: 1 BB: 1 P: 19	1B: 6 2B: 1 3B: 0 HR: 2 SF: 0 SAC: 0 DP: 0 HBP: 0						

PITCHER	IP	WLS	BF	H	R	ER	SO	BB	IBB	HBP	BLK	WP	HR	S	P	ERA	WHIP
61 Bronson Arroyo, R (1, 1) ERA: 4.55	5.1	W	25	6	2	2	5	3	0	0	0	0	2	64	100	3.38	1.688
Mike Stanton, L (6, 1) ERA: 5.59	1.2	H	7	2	0	0	2	0	0	0	0	0	0	16	24	0.00	1.200
51 Jared Burton, R (8, 1) ERA: 2.73	1.0	H	4	1	0	0	1	0	0	0	0	0	0	9	14	0.00	1.000
25 David Weathers, R (9, 1) ERA: 3.48	1.0	S	4	0	0	0	1	1	0	0	0	0	0	10	19	0.00	1.000

PITCHER	IP	WLS	BF	H	R	ER	SO	BB	IBB	HBP	BLK	WP	HR	S	P	ERA	WHIP

TOP

Atlanta Braves @ Cincinnati Reds

Great American Ball Park, Cincinnati, OH

Wed Aug 22 2007, 7:10 PM EDT
Att. 22,924 - Partly Cloudy - 96 F

livebaseballscorecards.com

AB	36
R	2
H	9
RBI	2
BB	4
SO	9
LOB	16

WP: 0 PA: 40
PB: 0
SB: 1
CS: 0

Batter	1	2	3	4	5	6	7	8	9	AB	R	H	RBI	BB	SO	LOB
Josh Hamilton, L (1, 8) OBP: 0.373, SLG: 0.554	X FA 86 0-0 ① G4-3			X SL 86 0-0 HR	B FA 89 S CU 78 S CU 78 S CU 78 1-3 ② K			S SL 88 B FA 97 B SL 91 B FA 96 B FA 96 4-1 27 CS BB		3	1	1	1	1	1	1
27 Jeff Keppinger, R (1, 6) OBP: 0.451, SLG: 0.559	C FC 89 B FC 88 X FC 88 1-1 ② L9			B FC 89 B FC 89 C FC 89 X FC 89 2-1 HR	B FA 91 B CU 79 X FC 90 2-0 ③ G6-3			C FA 96 1 SAFE 1 SAFE B SL 90 1 SAFE B FA 95 F FA 95 X FA 96 2-2 ① 1-2 4 FC6-4 1B		4	1	2	1	0	0	1
Ken Griffey Jr., L (1, 9) OBP: 0.390, SLG: 0.515	C FA 88 X FC 88 0-1 ③ L9			X SL 88 0-0 ① L9		X FA 94 0-0 4 1B 2B		D SL 90 B FA 97 C FA 94 S FA 96 S FA 95 2-3 ② K		4	0	1	0	0	1	1
4 Brandon Phillips, R (1, 4) OBP: 0.321, SLG: 0.469		B FC 89 B FC 89 F FC 89 F FC 89 X FC 89 2-2 ① G2-3		C SL 89 S SL 88 S CU 78 0-3 ② K2-3		C SL 81 F FA 96 B SL 83 X SL 82 1-2 G4-6-3 2-3 1B		1 SAFE B FA 96 X FA 96 1-0 ③ FC6-4 1-2f		4	0	1	0	0	1	1
Adam Dunn, L (1, 7) OBP: 0.375, SLG: 0.555		B FA 89 B FA 88 C FA 88 X FC 90 2-1 ② F8		C FA 89 C SL 88 X SL 89 0-2 ③ P6		S FA 95 S CH 88 1 SAFE B FA 96 S SL 82 1-3 ① K				3	0	0	0	0	1	2
Scott Hatteberg, L (1, 3) OBP: 0.386, SLG: 0.466		C FA 87 B CU 76 B CU 77 X FA 89 2-1 ③ G3-1			C FA 88 C CU 74 B SL 87 B CU 77 X FA 88 2-2 ① G5-3	C FA 94 1 SAFE S CU 82 X FA 95 0-2 ②③ 1-2f G4-6-3				3	0	0	0	0	0	2
Javier Valentin, S (1, 2) OBP: 0.339, SLG: 0.406			C FA 88 X CU 75 0-1 ① G3		F CU 76 B FA 89 X CU 76 1-1 28 BB 61 1B 1B		S SL 80 B FA 96 X SL 83 1-1 ① G3-1			3	1	1	0	0	0	0
28 Edwin Encarnación, R (1, 5) OBP: 0.338, SLG: 0.375			C FC 89 B SL 88 B CU 77 X SL 89 2-1 ② P3		B FC 88 D SL 89 B SL 88 B FC 90 4-0 61 1B 61 E 1-2 BB		B FA 96 C SL 81 B FA 96 F SL 84 X 2-2 ② P6			2	1	0	0	1	0	0
61 Bronson Arroyo, R (1, 1) OBP: 0.138, SLG: 0.179 Mike Stanton, L (6, 1) Jason Ellison, R (7, PH) OBP: 0.273, SLG: 0.278 51 Jared Burton, R (8, 1) 25 David Weathers, R (9, 1)			B FC 89 C FC 90 C SL 88 S 1-3 ③ K		B FC 89 C X FC 90 1-1 E2 1-H 2-H 1B		B FA 98 C SL 82 C SL 82 B FA 97 S SL 85 2-3 ③ K			2 0 0 1 0 0	0 0 0 0 0 0	1 0 0 0 0 0	1 0 0 0 0 0	0 0 0 0 0 0	1 0 1 0 0 0	0 0 0 0 0 0
Inning Stats	R: 0 E: 0 K: 0 S: 5 H: 0 LOB: 0 BB: 0 P: 6	R: 0 E: 0 K: 0 S: 7 H: 0 LOB: 0 BB: 0 P: 13	R: 0 E: 0 K: 1 S: 7 H: 0 LOB: 0 BB: 0 P: 10	R: 2 E: 0 K: 1 S: 10 H: 2 LOB: 0 BB: 0 P: 12	R: 2 E: 1 K: 1 S: 11 H: 2 LOB: 1 BB: 1 P: 22	R: 0 E: 0 K: 1 S: 10 H: 2 LOB: 1 BB: 0 P: 12	R: 0 E: 0 K: 1 S: 8 H: 0 LOB: 0 BB: 0 P: 13	R: 0 E: 0 K: 1 S: 8 H: 1 LOB: 1 BB: 1 P: 17		1B: 4 2B: 1 3B: 0 HR: 2 SF: 0 SAC: 0 DP: 1 HBP: 0				WP: 0 PB: 0 SB: 0 CS: 1 PA: 31		

PITCHER		IP	WLS	BF	H	R	ER	SO	BB	IBB	HBP	BLK	WP	HR	S	P	ERA	WHIP
Lance Cormier, R ERA: 9.0	(1, 1)	5.0	L	20	4	4	3	3	1	0	0	0	0	2	40	63	5.40	1.000
46 Manny Acosta, R ERA:	(6, 1)	2.0		7	2	0	0	2	0	0	0	0	0	0	18	25	0.00	1.000
Tyler Yates, R ERA: 5.17	(8, 1)	1.0		4	1	0	0	1	1	0	0	0	0	0	8	17	0.00	2.000

PITCHER	IP	WLS	BF	H	R	ER	SO	BB	IBB	HBP	BLK	WP	HR	S	P	ERA	WHIP

BOTTOM

Atlanta Braves @ Cincinnati Reds

Great American Ball Park, Cincinnati, OH

Wed Aug 22 2007, 7:10 PM EDT

Att. 22,924 - Partly Cloudy - 96 F

livebaseballscorecards.com

AB	29
R	4
H	7
RBI	3
BB	2
SO	6
LOB	8

Atlanta Braves @ Cincinnati Reds

Great American Ball Park, Cincinnati, OH

Thu Aug 23 2007, 7:10 PM EDT

Att. 22,052 - Clear - 99 F

TOP

livebaseballscorecards.com

Batter	1	2	3	4	5	6	7	8	9	10	11	12	AB	R	H	RBI	BB	SO	LOB
Willie Harris, L (1, 7) OBP: 0.384, SLG: 0.434	C FA 87 B CU 89 S FA 89 B FA 90 F SL 84 B FA 90 F FA 90 B FA 89 4-2 2 SH5-3 10 2B BB		B FA 87 B FA 89 C FA 88 X FA 90 2-1 F9 ①		B CU 76 B FA 90 B FA 90 B FA 90 4-0 2 BB 10 HR BB		B CH 79 C SL 83 X FA 88 1-1 L8 ①		B FA 87 B FA 87 C FA 87 B FA 88 C FA 88 X FA 89 3-2 G4-3 ①		L CH 82 L FA 84 B CU 78 L CH 80 1-3 K ①		4	2	0	0	2	1	1
2 Kelly Johnson, L (1, 4) OBP: 0.394, SLG: 0.488 Tyler Yates, R (11, 1) Bob Wickman, R (12, 1)	B FA 89 F FA 90 X FA 88 1-1 SH5-3 ① 1-2		B CU 75 X FA 89 1-0 F8 ②		B FA 89 1 SAFE F FA 89 B FA 86 B FA 89 F FA 88 B FA 89 4-2 10 HR 1-2 BB		C CU 78 X CU 71 0-1 10 2B 2B		B FA 89 C FA 89 B SL 82 S SL 81 B SL 83 B FA 90 4-2 BB		C FA 85 B FA 85 F SL 84 F CU 79 X FA 86 1-2 P6 ②		3 0 0	2 0 0	1 0 0	0 0 0	2 0 0	0 0 0	1 0 0
10 Chipper Jones, S (1, 5) OBP: 0.422, SLG: 0.596	X FA 89 0-0 16 FC6-5 2-H 2B		X FA 90 0-0 F7 ③		B CU 78 C CU 75 S SL 84 B FA 90 X FA 85 2-2 1-H 2-H HR		C CU 72 X FA 89 0-1 1B 2-H 2B		B FA 90 F FA 89 X FA 90 1-1 F9 ②		S FA 86 X FA 86 0-1 F7 ③		6	2	3	5	0	0	2
Mark Teixeira, S (1, 3) OBP: 0.397, SLG: 0.569	B CH 84 B SL 83 B FA 84 C FA 90 B FA 90 4-1 16 FC6-5 BB			C CU 76 F FA 90 B CU 76 X FA 85 1-2 HR	C FA 92 B FA 93 X CU 77 1-1 P4 ②		S SL 86 T SL 87 X SL 86 0-2 7 FC5-4 2-H 1B		B CH 82 S CH 81 B FA 90 B FA 89 C FA 90 S FA 90 3-3 K ③			B FA 92 B FA 92 C FA 92 C SL 82 S SL 84 2-3 K ①	5	1	2	2	1	2	1
16 Brian McCann, L (1, 2) OBP: 0.326, SLG: 0.470 Chris Woodward, R (10, PR) OBP: 0.240, SLG: 0.288 Corky Miller, R (10, 2) OBP: 0.333, SLG: 0.364	C FA 89 S CU 77 D CU 78 D SL 85 X FA 90 2-2 FC6-5 ② 1-2 2-3f			X FA 83 0-0 L4 ①	F SL 86 X SL 86 0-1 G3-1 ③		B FA 95 B SL 88 F FA 95 X FA 95 2-1 F7 ②			B FA 84 B FA 84 B SL 84 X SL 85 3-0 7 G6-4-3 1B		F FA 92 F FA 94 B FA 92 F FA 93 X FA 93 1-2 F7 ②	5 0 1	0 0 0	1 0 0	0 0 0	0 0 0	0 0 0	3 0 0
7 Jeff Francoeur, R (1, 9) OBP: 0.342, SLG: 0.456	F CU 76 X FA 88 0-1 P3 ③			X FA 89 0-0 F9 ②		X SL 83 0-0 P4 ①	X FA 95 0-0 FC5-4 ③ 1-2f			B FA 84 F FA 85 X SL 85 1-1 G6-4-3 ① 1-2f ②		B FA 94 S SL 84 F SL 93 F SL 82 X SL 82 1-2 G5-3 ③	6	0	0	0	0	0	4
Andruw Jones, R (1, 8) OBP: 0.312, SLG: 0.429		F FA 89 B FA 85 F FA 89 F FA 84 F FA 89 B CU 77 B FA 85 X FA 90 3-2 P3 ①		B CU 78 X FA 91 1-0 19 FC5-4 1B		C FA 92 B FA 92 F FA 93 F FA 93 X SL 86 1-2 19 1B 1B		S SL 88 X FA 94 0-1 19 FC5-4 1B		B CH 80 B SL 86 B SL 86 C FC 87 F SL 86 F SL 82 B SL 83 4-2 19 FC6-4 BB			4	0	3	0	1	0	0
19 Yunel Escobar, R (1, 6) OBP: 0.357, SLG: 0.411		X FA 90 0-0 38 B2-4 1B		B FA 89 X FA 89 1-0 FC5-4 ③ 1-2f		1 SAFE 1 SAFE X FA 93 0-0 G1-6-3 1-2 1B		M FC 93 L FA 93 B SL 89 X SL 89 1-2 FC5-4 ① 23 G4-6-3 1-2f		B FA 84 F SL 81 B CH 81 1 SAFE X SL 82 2-1 FC6-4 ③ 1-2f			5	0	2	0	0	0	3
38 Buddy Carlyle, L (1, 1) Scott Thorman, L (8, PH) OBP: 0.000, SLG: 0.000 Ron Mahay, L (8, 1) 58 Peter Moylan, R (7, 1) 23 Matt Diaz, R (8, PH) OBP: 0.000, SLG: 0.000 39 Rafael Soriano, R (8, 1) 46 Manny Acosta, R (10, 1) 1 Martin Prado, R (10, PH) OBP: 0.000, SLG: 0.000 (11, 4)	B FA 90 1 SAFE X FA 89 1-0 B2-4 ② ③ 1-1f		B FA 87 B FA 88 C FA 88 B FA 89 C FA 88 F FA 88 T FA 89 3-2 K ①		S CU 78 X SL 84 0-1 G1-6-3 ② ③ 1-2f		X FA 93 0-0 G4-6-3 ② ③ 1-2f				C F X FC 86 0-2 1B		2 1 0 0 1 0 0 1	0 0 0 0 0 0 0 0	0 0 0 0 0 0 0 1	0 0 0 0 0 0 0 0	1 0 0 0 0 0 0 0	1 0 0 0 0 0 0 0	1 2 1 0 1 0 0 0
Inning Stats	R: 1 H: 1 E: 0 LOB: 2 K: 0 BB: 2 S: 13 P: 24	R: 0 H: 1 E: 0 LOB: 0 K: 0 BB: 0 S: 7 P: 11	R: 0 H: 0 E: 0 LOB: 0 K: 0 BB: 0 S: 4 P: 7	R: 1 H: 2 E: 0 LOB: 1 K: 0 BB: 0 S: 7 P: 10	R: 3 H: 1 E: 0 LOB: 0 K: 1 BB: 2 S: 13 P: 27	R: 0 H: 2 E: 0 LOB: 1 K: 0 BB: 0 S: 8 P: 9	R: 2 H: 3 E: 0 LOB: 1 K: 0 BB: 0 S: 12 P: 15	R: 0 H: 1 E: 0 LOB: 0 K: 0 BB: 0 S: 6 P: 7	R: 0 H: 0 E: 0 LOB: 1 K: 1 BB: 1 S: 10 P: 21	R: 0 H: 1 E: 0 LOB: 1 K: 0 BB: 1 S: 9 P: 19	R: 0 H: 1 E: 0 LOB: 1 K: 1 BB: 0 S: 12 P: 14	R: 0 H: 0 E: 0 LOB: 0 K: 1 BB: 0 S: 11 P: 15	1B: 8 2B: 4 3B: 0 HR: 2	SF: 0 SAC: 1 DP: 4 HBP: 0	WP: 0 PA: 51 PB: 0 SB: 0 CS: 0					

PITCHER		IP	WLS	BF	H	R	ER	SO	BB	IBB	HBP	BLK	WP	HR	S	P	ERA	WHIP
54 Elizardo Ramirez, R ERA: 6.35	(1, 1)	4.1		21	5	5	5	1	4	0	0	0	0	2	40	74	10.38	2.077
38 Gary Majewski, R ERA: 9.24	(5, 1)	1.0		5	2	0	0	0	0	0	0	0	0	0	10	12	0.00	2.000
Mike Stanton, L ERA: 5.85	(6, 1)	1.0	B	4	2	2	2	0	0	0	0	0	0	0	8	9	18.00	2.000
45 Bill Bray, L ERA: 1.59	(7, 1)	0.2		3	1	0	0	0	0	0	0	0	0	0	6	8	0.00	1.500
51 Jared Burton, R ERA: 2.64	(8, 1)	1.0		3	1	0	0	0	0	0	0	0	0	0	6	7	0.00	1.000

PITCHER		IP	WLS	BF	H	R	ER	SO	BB	IBB	HBP	BLK	WP	HR	S	P	ERA	WHIP
Eddie Guardado, L ERA: 18.0	(9, 1)	1.0		4	0	0	0	1	1	0	0	0	0	0	10	21	0.00	1.000
35 Kirk Saarloos, R ERA: 7.67	(10, 1)	2.0		8	2	0	0	1	1	0	0	0	0	0	21	33	0.00	1.500
Mike Gosling, L ERA: 4.5	(12, 1)	1.0	W	3	0	0	0	1	0	0	0	0	0	0	11	15	0.00	0.000

AB	44
R	7
H	13
RBI	7
BB	6
SO	4
LOB	19

Atlanta Braves @ Cincinnati Reds

Great American Ball Park, Cincinnati, OH

Thu Aug 23 2007, 7:10 PM EDT

Att. 22,052 - Clear - 99 F

livebaseballscorecards.com

Batter	1	2	3	4	5	6	7	8	9	10	11	12	AB	R	H	RBI	BB	SO	LOB
Josh Hamilton, L (1, 8) OBP: 0.376, SLG: 0.563	C FA 89 B CU 73 C FA 91 C FA 93 1-3 ① K	D CU 79 F FA 92 F FC 91 B FA 94 D CU 80 X FA 93 3-2 1-H 3-H HR			B CU 72 B SL 76 X FA 88 2-0 ② L8		B FA 93 X FA 93 1-0 ① FC1-6 4 FC5 27 G5-3 1-2f		B SL 83 F FA 95 X SL 85 1-1 1B		I IN 71 I IN 72 I IN 75 I IN 76 4-0 1-2 IBB		5	1	2	3	1	1	1
27 Jeff Keppinger, R (1, 6) OBP: 0.439, SLG: 0.548	C F FA 93 B FA 93 B CU 79 X FA 92 2-2 ② P6	X FA 90 0-0 ③ F9			B FA 91 C FA 89 F FA 92 X FA 92 1-2 2B 2B		F FA 94 F FA 93 1 SAFE B FA 94 X FA 94 1-2 ② G5-3 1-2		B FA 94 B FA 95 X FA 95 2-0 ③ P5		C FA 95 B FA 96 C FA 96 B SL 88 C FA 96 2-3 ③ K		6	1	1	0	0	1	5
Ken Griffey Jr., L (1, 9) OBP: 0.389, SLG: 0.514	C FA 91 B SL 89 B CU 74 X FA 90 2-1 ③ F7		F SL 78 B FA 91 T FA 91 F FA 93 B SL 82 X FA 92 2-2 ① F8		X CH 78 0-0 2-H 2B		I I IN 56 I IN 57 I IN 55 4-0 4 FC5 IBB			B FA 93 S CH 85 B CH 87 F FA 92 F SL 79 F SL 81 F FA 93 X CH 86 2-2 ① L5		S SL 84 F FA 91 X FA 92 0-2 ① G3	5	0	1	1	1	0	0
4 Brandon Phillips, R (1, 4) OBP: 0.320, SLG: 0.465		C FA 91 X FA 92 0-1 2B 1B	F SL 86 T CU 78 B FA 92 F FA 93 F FA 91 B CU 80 X FA 92 2-2 ② G6-3		F FA 93 X FA 91 0-1 ③ L9		B FA 93 X FA 94 1-0 ③ FC5 1-2 2-3f			C SL 81 F FA 94 S CH 85 1-3 ② K		C SL 85 B FA 93 F FA 92 X FA 92 1-2 E1 HR	6	2	1	0	0	1	3
Adam Dunn, L (1, 7) OBP: 0.373, SLG: 0.557		C CU 73 F FA 92 F FA 90 X CU 73 0-2 ① F7	S CH 78 F FA 92 B FA 93 B CU 79 S FA 93 2-3 ③ K			F SL 83 S CH 82 S SL 83 0-3 ① K		C B FA 96 F FA 96 F SL 86 B FA 96 S FA 96 2-3 ① K		B CH 80 X 1-0 ③ G1-3		C FA 91 B FA 90 B FA 92 X FA 92 2-1 1-H HR	6	1	1	2	0	3	1
Scott Hatteberg, L (1, 3) OBP: 0.386, SLG: 0.468		1 SAFE B FA 91 X FA 89 1-0 1-H 28 2B 2B		X FA 90 0-0 ① F8		C FA 90 C SL 83 B CH 82 B CH 82 X FA 91 2-2 ② F7		X FA 96 0-0 ② G4-3			B FA 96 B FA 96 C FA 96 B FA 97 X FA 96 3-1 2B FC1-5 1B		5	1	2	1	0	0	0
Javier Valentin, S (1, 2) OBP: 0.341, SLG: 0.408		F CU 73 B FA 92 C FA 91 B FA 93 B CH 80 B CU 75 4-2 28 2B 54 FC5-2 BB		C FA 90 X CH 79 0-1 ② G3-1		X CH 84 0-0 ③ G3		F FA 96 X FA 95 0-1 ③ G4-3			B F FA 96 B FA 95 1 SAFE X FA 95 2-1 FC1-5 1-3 2B		4	0	1	0	1	0	0
28 Edwin Encarnación, R (1, 5) OBP: 0.339, SLG: 0.385		F FA 91 X CU 78 0-1 54 FC5-2 1-3 2-H HR 2B		X FA 91 0-0 ③ P4			F FA 92 F FA 93 F SL 78 X SL 80 0-2 HR		B FA 95 X FA 94 1-0 ① F8		S S SL 88 X SL 88 0-2 ① F9		5	2	2	2	0	0	2
54 Elizardo Ramirez, S (1, 1) 38 Gary Majewski, R (8, 1) Mike Stanton, L (8, 1) 45 Bill Bray, L (7, 1) Jorge Cantu, R (7, PH) 51 Jared Burton, R (8, 1) Eddie Guardado, R (8, 1) 30 Norris Hopper, R (8, PH) 35 Kirk Saarloos, R (10, 1) Jason Ellison, R (11, PH) Mike Gosling, L (12, 1)		F FA 90 C FA 92 X FA 93 0-2 ② FC5-2 S HR 2-3 3-H			C FC 86 S FA 89 S CU 78 0-3 ③ K		B FA 94 C FA 94 S FA 94 F FA 95 B FA 95 F FA 94 B FA 94 B FA 94 4-2 FC1-6 BB		F FA 96 X SL 83 0-1 ② L8		P PO 90 B SL 88 X SL 90 2-0 ② FC1-5 IBB 2-3 3-H		1 1 0 0 0 0 2 1 0 0 0 0 1 0 0 0 0 0 0 0 0 0 0 0 0 1 0 0 0 0 0 0 0 0 0 0 0 0 0 0 0 0 1 0 0 0 0 0 0 0 0 0 0 0 0 0 1 0 0 0 0 0 2 0 0 0 0 0 0 0						
Inning Stats	R: 0 E: 0 K: 1 S: 8 H: 0 LOB: 0 BB: 0 P: 13	R: 5 E: 0 K: 0 S: 18 H: 4 LOB: 0 BB: 1 P: 26	R: 0 E: 0 K: 1 S: 12 H: 0 LOB: 0 BB: 0 P: 18	R: 0 E: 0 K: 0 S: 4 H: 0 LOB: 0 BB: 0 P: 4	R: 1 E: 0 K: 1 S: 10 H: 2 LOB: 1 BB: 0 P: 13	R: 0 E: 0 K: 1 S: 7 H: 0 LOB: 0 BB: 0 P: 9	R: 1 E: 0 K: 0 S: 13 H: 1 LOB: 2 BB: 2 P: 24	R: 0 E: 0 K: 1 S: 7 H: 0 LOB: 0 BB: 0 P: 9	R: 0 E: 0 K: 0 S: 6 H: 1 LOB: 1 BB: 0 P: 10	R: 0 E: 0 K: 1 S: 10 H: 0 LOB: 0 BB: 0 P: 14	R: 0 E: 0 K: 1 S: 12 H: 2 LOB: 3 BB: 1 P: 24	R: 2 E: 1 K: 0 S: 8 H: 1 LOB: 0 BB: 0 P: 11	1B: 3 2B: 5 3B: 0 HR: 3	SF: 0 SAC: 0 DP: 0 HBP: 0	WP: 0 PB: 0 SB: 1 CS: 0	PA: 50		

BOTTOM

AB	46
R	9
H	11
RBI	9
BB	4
SO	7
LOB	16

PITCHER		IP	WLS	BF	H	R	ER	SO	BB	IBB	HBP	BLK	WP	HR	S	P	ERA	WHIP
38 Buddy Carlyle, R ERA: 5.0	(1, 1)	5.0		22	6	6	6	3	1	0	0	0	0	1	52	74	10.80	1.400
Ron Mahay, L ERA: 2.63	(6, 1)	1.0		3	0	0	0	1	0	0	0	0	0	0	7	9	0.00	0.000
58 Peter Moylan, R ERA: 2.05	(7, 1)	1.0	B	6	1	1	1	0	1	1	0	0	0	1	13	24	9.00	2.000
39 Rafael Soriano, R ERA: 3.59	(8, 1)	2.0		7	1	0	0	1	0	0	0	0	0	0	13	19	0.00	0.500
46 Manny Acosta, R ERA:	(10, 1)	1.0		3	0	0	0	1	0	0	0	0	0	0	10	14	0.00	0.000

PITCHER		IP	WLS	BF	H	R	ER	SO	BB	IBB	HBP	BLK	WP	HR	S	P	ERA	WHIP
Tyler Yates, R ERA: 5.07	(11, 1)	1.0		6	2	0	0	1	0	1	0	0	0	0	12	24	0.00	2.000
Bob Wickman, R ERA: 3.92	(12, 1)	0.1	L	3	1	2	1	0	0	0	0	0	0	1	8	11	27.00	3.000

Batter	1	2	3	4	5	6	7	8	9	AB	R	H	RBI	BB	SO	LOB
Willie Harris, L (1, 7) OBP: 0.386, SLG: 0.438	B FA 88 F FA 89 X CU 81 1-1 10 FC3-2 3B	C FA 94 X FA 94 0-1 ③ G4-3		S CH 86 B FA 92 D CH 87 B CU 81 C FA 94 B FA 94 4-2 2 E 10 2B BB	C FA 94 C FA 94 X FA 94 0-2 ① F7		C FA 93 B CU 77 F FA 93 B FA 93 B FA 93 B FA 93 4-2 2 PB BB		F SL 88 F FA 94 B FC 88 B FA 94 F FA 94 B CU 80 X FC 90 3-2 ③ G3-1	4	1	1	0	2	0	4
2 Kelly Johnson, L (1, 4) OBP: 0.392, SLG: 0.487	D CU 82 F FA 94 B CH 86 B FA 86 S FA 93 C FA 94 3-3 ① K		C CU 78 B FA 92 F FA 91 X CH 86 1-2 16 WP 16 2B 2B	F FA 92 B FA 94 C FA 94 X FA 94 1-2 FC4 10 2B 1-2 2-H	X FA 94 0-0 ② F7		C FA 94 B CU 79 B FA 95 X FA 94 2-1 ③ G3 1-2			5	2	1	0	0	1	3
10 Chipper Jones, S (1, 5) OBP: 0.419, SLG: 0.594	S CU 82 X CU 81 0-1 ② FC3-2 3-H		X FA 93 0-0 ① F8	X FA 92 0-0 1B 1-H 2-H 2B	C SL 79 C FA 96 S FA 95 0-3 ③ K			B FA 89 S FA 90 C SL 79 B SL 80 S FA 89 2-3 ① K		5	1	1	2	0	2	2
Mark Teixeira, S (1, 3) OBP: 0.397, SLG: 0.566	B FA 93 C FA 93 X FA 93 1-1 ③ F8		F FA 93 F FA 94 B CH 85 B FA 95 B FA 96 B CH 85 4-2 16 WP 16 2B BB	B CH 84 B FA 91 F FA 92 X CH 84 2-1 16 1B 2B 2-H 1B		B FA 92 B FA 92 F FA 93 B FA 93 X FA 93 3-1 ① F9		C FA 90 B FA 90 F FA 90 B CU 79 X SL 80 2-2 ② F9		4	2	1	1	1	0	1
16 Brian McCann, L (1, 2) OBP: 0.326, SLG: 0.471		F FA 92 B FA 93 B CH 86 B SL 87 F FA 93 F FA 93 F SL 86 F CU 81 X FA 93 3-2 ① G4-3	B FA 94 X CU 81 1-0 1-H 2-H 2B	C FA 90 B FA 92 F FA 93 B FA 93 B CH 84 X CH 84 2-2 2B 1-2 1B		B CU 77 F FA 93 B FA 93 X FA 92 2-1 ② F8		F FA 89 B FA 90 X FA 88 1-1 E6		5	0	2	2	0	0	0
7 Jeff Francoeur, R (1, 9) OBP: 0.341, SLG: 0.455		X FA 93 0-0 ② G6-3	S FA 93 D SL 85 X FA 92 1-1 ② F7	C SL 85 F FA 92 D SL 86 S SL 87 1-3 ② K		S FA 86 F FA 94 X SL 84 0-2 2B		B SL 80 X SL 78 1-0 ③ G6-3		5	0	1	0	0	1	4
Andruw Jones, R (1, 8) OBP: 0.313, SLG: 0.430		B SL 86 B FA 93 C FA 93 B SL 86 B FA 93 4-1 29 E 19 BB BB	X FA 93 0-0 ③ G1-3	X SL 86 0-0 1-3 2-H 2B		B FA 94 F FA 94 C FA 95 B FA 95 B FA 95 F FA 96 X SL 88 3-2 ③ F7			C SL 87 F SL 86 F FA 94 F SL 86 F FA 94 B SL 88 F SL 87 X FA 95 1-2 E5 G3 19 WP	4	0	1	1	1	0	2
19 Yunel Escobar, R (1, 6) OBP: 0.363, SLG: 0.410		B FA 93 B FA 93 B FA 92 C FA 93 F SL 86 B FA 92 4-2 29 E 1-2 BB	X FA 87 0-0 2 FC4 29 SH2-3 2 E 1B 4-0 IBB				B FA 91 F FA 93 C FA 92 F FA 94 X FA 93 1-2 ① P3		C FA 94 B SL 88 X FA 94 1-1 ① F7 1-2	3	1	1	0	2	0	1
29 John Smoltz, R (1, 1) OBP: 0.116, SLG: 0.119 Scott Thorman, L (9, PH) OBP: 0.255, SLG: 0.394 Ron Mahay, L (9, 1) 58 Peter Moylan, R (9, 1)		C FA 90 X CU 79 0-1 E5 1-2 2-3		B CH 88 I SAFE B FA 90 2-0 SH2-3 1-2 1-3 ③ K			F FA 94 C FA 94 C FA 94 0-3 ② K		B FC 90 S CU 80 X CU 79 1-1 ② G3 2-3	3 1 0 0	0 0 0 0	0 0 0 0	0 0 0 0	0 0 0 0	2 0 0 0	5 1 0 0

Inning Stats										
	R: 0 E: 0 K: 1 S: 9	H: 1 LOB: 1 BB: 0 P: 14	R: 0 E: 1 K: 0 S: 14	H: 0 LOB: 3 BB: 2 P: 25	R: 2 E: 0 K: 0 S: 10	H: 2 LOB: 1 BB: 1 P: 17	R: 5 E: 1 K: 2 S: 21	H: 5 LOB: 3 BB: 2 P: 38	R: 0 E: 0 K: 1 S: 7	H: 0 LOB: 0 BB: 0 P: 7
	R: 0 E: 0 K: 0 S: 11	H: 1 LOB: 1 BB: 0 P: 19	R: 0 E: 0 K: 1 S: 11	H: 0 LOB: 1 BB: 1 P: 18	R: 0 E: 1 K: 1 S: 9	H: 0 LOB: 1 BB: 0 P: 15	R: 0 E: 1 K: 0 S: 15	H: 0 LOB: 1 BB: 0 P: 21	1B: 3 2B: 5 3B: 1 HR: 0	SF: 0 SAC: 1 DP: 0 HBP: 0	WP: 2 PB: 1 SB: 0 CS: 0	PA: 46

PITCHER		IP	WLS	BF	H	R	ER	SO	BB	IBB	HBP	BLK	WP	HR	S	P	ERA	WHIP
Kip Wells, R ERA: 5.41	(1, 1)	4.0	L	27	8	7	5	3	4	1	0	0	1	0	54	94	11.25	3.000
37 Todd Wellemeyer, R ERA: 5.73	(5, 1)	1.0		3	0	0	0	1	0	0	0	0	0	0	7	7	0.00	0.000
Troy Percival, R ERA: 2.49	(6, 1)	2.0		8	1	0	0	1	1	0	0	0	0	0	22	37	0.00	1.000
19 Tyler Johnson, L ERA: 4.34	(8, 1)	1.0		4	0	0	0	1	0	0	0	0	0	0	9	15	0.00	0.000
36 Russ Springer, R ERA: 2.74	(9, 1)	1.0		4	0	0	0	0	0	0	0	0	1	0	15	21	0.00	0.000

PITCHER	IP	WLS	BF	H	R	ER	SO	BB	IBB	HBP	BLK	WP	HR	S	P	ERA	WHIP

TOP

Atlanta Braves @ St. Louis Cardinals

Busch Stadium, St. Louis, MO

Fri Aug 24 2007, 7:10 PM CDT
Att. 44,032 - Cloudy - 73 F

livebaseballscorecards.com

AB	39
R	7
H	9
RBI	6
BB	6
SO	6
LOB	23

BOTTOM

Atlanta Braves @ St. Louis Cardinals

Busch Stadium, St. Louis, MO

Fri Aug 24 2007, 7:10 PM CDT
Att. 44,032 - Cloudy - 73 F

livebaseballscorecards.com

Batter	1	2	3	4	5	6	7	8	9	AB	R	H	RBI	BB	SO	LOB
David Eckstein, R (1, 6) OBP: 0.342, SLG: 0.354	F FA 93 F FA 94 F FC 90 B SL 89 X SL 88 1-2 ① G1-3		B SL 87 C SL 86 F CH 85 X FA 94 1-2 ① 1-2 16 2B 1B		C FA 94 B CH 86 X CH 86 1-1 ③ G5-3			F FA 92 X CH 86 0-1 ① 1-3 1B		3	1	1	0	0	0	0
Troy Percival, R (6, 1)										0	0	0	0	0	0	0
19 Tyler Johnson, S (8, 1)										0	0	0	0	0	0	0
24 Rick Ankiel, L (8, PH) OBP: 0.341, SLG: 0.641										1	0	1	0	0	0	0
36 Russ Springer, R (9, 1)										0	0	0	0	0	0	0
16 Chris Duncan, L (1, 7) OBP: 0.361, SLG: 0.504	C CH 86 F CH 86 B FA 94 B FC 92 F CH 86 S SL 89 2-3 ② K		B CH 86 X CH 85 1-0 1-H 2-H 2B			X FA 92 0-0 ① F7		B FA 93 F SL 88 F FC 88 B SL 87 C FA 94 2-3 ② K		4	0	1	2	0	2	2
5 Albert Pujols, R (1, 3) OBP: 0.418, SLG: 0.570	C CH 86 B FA 94 X CH 86 1-1 ③ G6-3		B FC 89 C CH 86 X FA 93 1-1 ③ P6			B FA 93 B FC 88 C FA 94 C CH 85 S SL 86 2-3 ② K		B SL 88 X SL 87 1-0 ③ G5-3		4	0	0	0	0	1	3
Jim Edmonds, L (1, 8) OBP: 0.321, SLG: 0.397		F CH 86 F CH 86 B FA 94 F FC 90 X CH 86 1-2 ① F7	C FA 93 X FA 93 0-1 ① F7			F FA 93 C FA 94 B FS 88 X FS 88 1-2 ③ G4-3			X FA 90 0-0 ① G4-3	4	0	0	0	0	0	0
43 Juan Encarnacion, R (1, 9) OBP: 0.322, SLG: 0.438		B FA 93 B FA 93 S CH 85 C SL 88 F SL 90 S FA 93 2-3 ② K	F FA 93 B FA 93 F FA 94 B FC 90 X SL 88 2-2 ② P4				F SL 86 B FC 88 X FA 93 1-1 ① F9		B FA 90 F FA 90 B SL 81 F FA 90 S CH 83 2-3 ② K	4	0	0	0	0	2	0
27 Scott Rolen, R (1, 5) OBP: 0.336, SLG: 0.403		C FA 95 B FS 87 B SL 88 S SL 87 S SL 87 2-3 ③ K	C CH 86 X FA 94 0-1 1B				B SL 86 X SL 86 1-0 ② P3		B FA 90 S FA 90 B SL 82 B CH 83 F FA 90 B FA 91 4-2 4 FC4 BB	3	0	1	0	1	1	0
4 Yadier Molina, R (1, 2) OBP: 0.352, SLG: 0.363			F FA 93 X FA 93 0-1 ① F9	B SL 87 X SL 86 1-0 ③ F9			C FA 93 B CH 84 C CH 84 B CH 85 B FA 93 F FA 93 X FA 92 3-2 ③ F9		X FA 93 0-0 ③ FC4 1-2f	4	0	0	0	0	0	2
Kip Wells, R (1, 1) OBP: 0.333, SLG: 0.422			X FA 93 0-0 1B 16 2B 1B		X FA 93 0-0 ① G6-3			C FA 91 B CH 84 X SL 85 1-1 24 1B 1B		1	1	1	0	0	0	0
37 Todd Wellemeyer, R (5, 1) OBP: 0.100, SLG: 0.100										0	0	0	0	0	0	0
Aaron Miles, S (5, PH) OBP: 0.335, SLG: 0.348										2	0	1	0	0	0	0
(6, 4)																
13 Brendan Ryan, R (1, 4) OBP: 0.396, SLG: 0.500			B FA 91 S SL 87 X SL 87 1-1 ② F7		C FA 94 F FA 94 F FC 89 B FC 90 F FA 92 S SL 86 1-3 ② K			B FA 92 C FA 92 X CH 83 1-1 ① L8		3	0	0	0	0	1	2
(6, 6)																

	AB	33
	R	2
	H	6
	RBI	2
	BB	1
	SO	7
	LOB	9

Inning Stats	1	2	3	4	5	6	7	8	9
	R: 0 E: 0 K: 1 S: 10	H: 0 LOB: 0 BB: 0 P: 14	R: 0 E: 0 K: 2 S: 11	H: 0 LOB: 0 BB: 0 P: 16	R: 2 E: 0 K: 0 S: 11	H: 3 LOB: 1 BB: 0 P: 15	R: 0 E: 0 K: 0 S: 8	H: 1 LOB: 1 BB: 0 P: 11	R: 0 E: 0 K: 1 S: 8	H: 0 LOB: 0 BB: 0 P: 10	R: 0 E: 0 K: 1 S: 7	H: 0 LOB: 0 BB: 0 P: 10	R: 0 E: 0 K: 0 S: 7	H: 0 LOB: 0 BB: 0 P: 12	R: 0 E: 0 K: 1 S: 10	H: 2 LOB: 2 BB: 0 P: 15	R: 0 E: 0 K: 1 S: 7	H: 0 LOB: 1 BB: 1 P: 13

	1B: 5	SF: 0	WP: 0	PA: 34
	2B: 1	SAC: 0	PB: 0	
	3B: 0	DP: 0	SB: 0	
	HR: 0	HBP: 0	CS: 0	

PITCHER		IP	WLS	BF	H	R	ER	SO	BB	IBB	HBP	BLK	WP	HR	S	P	ERA	WHIP
29 John Smoltz, R ERA: 3.01	(1, 1)	8.0	W	30	6	2	2	6	0	0	0	0	0	0	72	103	2.25	0.750
Ron Mahay, L ERA: 2.6	(9, 1)	0.2		3	0	0	0	1	1	0	0	0	0	0	6	12	0.00	1.500
58 Peter Moylan, R ERA: 2.04	(9, 1)	0.1		1	0	0	0	0	0	0	0	0	0	0	1	1	0.00	0.000

PITCHER	IP	WLS	BF	H	R	ER	SO	BB	IBB	HBP	BLK	WP	HR	S	P	ERA	WHIP

Atlanta Braves @ St. Louis Cardinals

Busch Stadium, St. Louis, MO

Sat Aug 25 2007, 6:15 PM CDT

Att. 45,441 - Partly Cloudy - 83 F

TOP

livebaseballscorecards.com

Batter	1	2	3	4	5	6	7	8	9	AB	R	H	RBI	BB	SO	LOB
Willie Harris, L (1, 7) OBP: 0.380, SLG: 0.431	C FA 92 C FA 92 B FA 92 S CU 80 1-3 ① K2-3	B FA 93 C FA 91 B FA 86 B FA 92 F FA 92 F FA 92 F CU 79 F FA 92 F CH 84 3-2 ③ F SL 89 X CH 86 G1-3		X FA 89 0-0 ① P4		C FA 90 L SL 83 B SL 84 S SL 79 1-3 ① K		C FA 92 B FS 83 B FA 92 X FA 92 2-1 ② G3		5	0	0	0	0	2	6
2 Kelly Johnson, L (1, 4) OBP: 0.392, SLG: 0.492	C FA 93 C FA 92 B FA 92 B CU 80 B FA 92 B FA 92 4-2 10 FC4-6 BB	B CU 78 B FA 90 X FA 90 2-0 HR	B SL 89 B FA 92 C SL 89 F SL 89 T SL 89 2-2 ② K			B SL 82 C FA 91 C FA 90 B FA 91 D CU 78 C FA 90 3-3 ② K		S CU 80 B FA 91 B CU 79 X FA 91 2-1 ③ G6-3		4	1	1	1	1	2	4
10 Chipper Jones, S (1, 5) OBP: 0.417, SLG: 0.588	B CU 80 C FA 91 1 SAFE X CH 86 1-1 ② FC4-6 1-2f	B CU 77 S CH 84 X CU 78 1-1 ① G4-3	F SL 85 F CU 80 X FA 92 0-2 ③ L1		D SL 79 B CU 79 1 SAFE D SL 83 S SL 84 B CU 78 4-1 1B 1-2 2-3 BB			C FA 92 X CU 81 0-1 ① L5		4	0	0	0	1	0	3
Mark Teixeira, S (1, 3) OBP: 0.399, SLG: 0.565	C FA 91 B FA 92 B FA 91 B FA 92 F FA 91 F CH 85 F FA 93 F CH 86 C CU 79 3-3 ③ K	B FA 91 B FA 91 B FA 91 B FA 92 4-0 BB	C FA 93 B FA 94 X FA 94 1-1 ① F9	B FA 89 C FA 89 B SL 85 B FA 90 F FA 91 X FA 90 3-2 1-2 2-3 3-H 1B			B FA 92 X FA 92 1-0 7 E 1B		4	0	2	1	1	1	1
16 Brian McCann, L (1, 2) OBP: 0.323, SLG: 0.465		B FA 91 X FA 92 1-0 ① P5	B FA 92 X FA 89 1-0 ② P4		X FA 94 0-0 ② P5	C FA 89 B FA 91 F FA 89 X FA 88 1-2 ③ P4		F FA 93 F FA 93 S FA 93 0-3 ② K		5	0	0	0	0	1	5
7 Jeff Francoeur, R (1, 9) OBP: 0.339, SLG: 0.453		S FA 93 B FA 90 B SL 86 S FA 92 S FA 92 2-3 ② K	B FA 89 B FA 90 F FA 92 F SL 87 F FA 90 F SL 85 F FA 92 S SL 87 2-3 ③ K		B SL 89 B FA 94 X FA 94 2-0 1B		B FA 92 F FA 92 B SL 89 X FA 93 2-1 ① G5-3	B FA 94 1 SAFE X FA 94 1-0 E5 1-3	5	0	1	0	0	2	2
Andruw Jones, R (1, 8) OBP: 0.314, SLG: 0.429		C FA 90 B CU 78 F FA 90 B FA 92 B CU 80 X SL 86 3-2 19 1B 15 1B 1B	C FA 93 B FA 90 B FA 90 F FA 92 X FA 94 2-2 19 2B 15 1B 1B	B FA 93 C FA 93 X FA 93 1-1 ③ F7			C SL 87 F SL 87 S FA 94 0-3 ② K	B FA 93 F FA 94 F FA 92 S FC 91 1-3 ③ K	5	2	2	0	0	2	3
19 Yunel Escobar, R (1, 6) OBP: 0.369, SLG: 0.420		B FA 91 1 SAFE X FA 89 1-0 1-2 15 1B 1B	1 SAFE X FA 90 0-0 1-3 15 1B 2B			B FC 88 B FA 90 X FA 90 2-0 10 BB 1B 1B 1B	X SL 87 0-0 ③ G6-3			4	1	3	0	0	0	0
15 Tim Hudson, R (1, 1) OBP: 0.273, SLG: 0.281 Chris Woodward, R (6, PH) OBP: 0.246, SLG: 0.294 Tyler Yates, R (6, 1) 46 Manny Acosta, R (7, 1) Scott Thorman, L (8, PH) OBP: 0.254, SLG: 0.393 58 Peter Moylan, R (8, 1)		C CU 78 B SL 86 X CU 78 1-1 1-2 2-H 1B	C FA 90 X FA 92 0-1 2-3 3-H 1B			F FA 90 B CU 79 B FA 90 B FA 91 F FA 91 X FA 91 3-2 1-2 1B 10 BB 1B		C CU 78 B FA 92 B FA 91 B CH 82 X FA 93 3-1 ① G6-3		2 1 0 0 1 0	0 0 0 0 0 0	2 1 0 0 0 0	2 0 0 0 0 0	0 0 0 0 0 0	0 0 0 0 0 0	0 0 0 0 0 0

Inning Stats	1	2	3	4	5	6	7	8	9	1B: 10	SF: 0	WP: 0	PA: 43
	R: 0 E: 0 K: 2 S: 13 H: 0 LOB: 1 BB: 1 P: 22	R: 1 E: 0 K: 1 S: 18 H: 3 LOB: 2 BB: 0 P: 29	R: 1 E: 0 K: 1 S: 10 H: 1 LOB: 1 BB: 1 P: 20	R: 1 E: 0 K: 1 S: 13 H: 3 LOB: 2 BB: 0 P: 17	R: 0 E: 0 K: 0 S: 6 H: 1 LOB: 1 BB: 0 P: 10	R: 1 E: 0 K: 2 S: 17 H: 3 LOB: 3 BB: 1 P: 34	R: 0 E: 0 K: 1 S: 6 H: 0 LOB: 0 BB: 0 P: 8	R: 0 E: 0 K: 0 S: 6 H: 0 LOB: 0 BB: 0 P: 13	R: 0 E: 1 K: 2 S: 10 H: 1 LOB: 2 BB: 0 P: 13	2B: 1 3B: 0 HR: 1	SAC: 0 DP: 0 HBP: 0	PB: 0 SB: 0 CS: 0	

	AB	40
	R	4
	H	12
	RBI	4
	BB	3
	SO	10
	LOB	24

PITCHER	IP	WLS	BF	H	R	ER	SO	BB	IBB	HBP	BLK	WP	HR	S	P	ERA	WHIP
35 Joel Pineiro, R (1, 1) ERA: 4.5	4.0		21	7	3	3	5	2	0	0	0	0	1	54	88	6.75	2.250
36 Russ Springer, R (5, 1) ERA: 2.68	1.0	W	4	1	0	0	0	0	0	0	0	0	0	6	10	0.00	1.000
34 Randy Flores, L (6, 1) ERA: 4.57	1.0	H	7	3	1	1	2	1	0	0	0	0	0	17	34	9.00	4.000
31 Ryan Franklin, R (7, 1) ERA: 1.95	2.0	H	6	0	0	0	1	0	0	0	0	0	0	12	21	0.00	0.000
44 Jason Isringhausen, R (9, 1) ERA: 1.53	1.0	S	5	1	0	0	2	0	0	0	0	0	0	10	13	0.00	1.000

PITCHER	IP	WLS	BF	H	R	ER	SO	BB	IBB	HBP	BLK	WP	HR	S	P	ERA	WHIP

BOTTOM

Atlanta Braves @ St. Louis Cardinals

Busch Stadium, St. Louis, MO

Sat Aug 25 2007, 6:15 PM CDT
Att. 45,441 - Partly Cloudy - 83 F

livebaseballscorecards.com

Batter	1	2	3	4	5	6	7	8	9	AB	R	H	RBI	BB	SO	LOB
David Eckstein, R (1, 6) OBP: 0.341, SLG: 0.352 44 Jason Isringhausen, R (9, 1)	G5-3		G5-3		24 1B / 5 1B / 1-2 / 1B	P3		SH1-4 / 1-2		4 0	1 0	1 0	0 0	0 0	0 0	0 0
24 Rick Ankiel, L (1, 9) OBP: 0.327, SLG: 0.591	P6		P6		5 1B / 1-2 / 2-H / 1B	K		K		5	1	1	1	0	2	1
5 Albert Pujols, R (1, 3) OBP: 0.420, SLG: 0.570	1B / 1B		G1-3		1B / 27 2B / 1-2 / 2-H / 1B	G4-3		IBB		4	1	2	1	1	0	0
Jim Edmonds, L (1, 8) OBP: 0.325, SLG: 0.398	1-2 / 1B			27 G4-3 / BB	27 2B / SF9 / 1-2 / 2-H / 1B		K	F8		4	1	2	1	1	1	2
16 Chris Duncan, L (1, 7) OBP: 0.360, SLG: 0.501	G6-3			F8	F7		27 G5-3 / 1B			4	0	1	0	0	0	5
27 Scott Rolen, R (1, 5) OBP: 0.335, SLG: 0.404		G6-3		G4-3 / 1-2	1-3 / 2-H / 2B		G5-3 / 1-2			4	0	1	1	0	0	2
4 Yadier Molina, R (1, 2) OBP: 0.360, SLG: 0.365		35 SH3-4 / 1B		BB	IBB		IBB			1	0	1	0	3	0	0
35 Joel Pineiro, R (1, 1) 47 Ryan Ludwick, R (4, PH) OBP: 0.302, SLG: 0.476 36 Russ Springer, R (5, 1) So Taguchi, R (5, PH) OBP: 0.355, SLG: 0.367 34 Randy Flores, L (6, 1) 31 Ryan Franklin, R (7, 1) 13 Brendan Ryan, R (9, 6) OBP: 0.396, SLG: 0.500	SH3-4 / 1-2		F9	SF9 / 3-H			K			0 1 0 0 0 0 1 0	0 0 0 0 0 0 0 0	0 0 0 0 0 0 0 0	0 0 0 1 0 0 0 0	0 0 0 0 0 0 1 0	0 2 0 0 0 0 2 0	0 0 0 0 0 0 2 0
Aaron Miles, S (1, 4) OBP: 0.337, SLG: 0.350		G3			24 1B / 1B / 1B FC5-6-4			SH1-4 / 1B		4	1	2	0	0	0	3
Inning Stats	R: 0 E: 0 K: 0 S: 11 H: 2 LOB: 2 BB: 0 P: 13	R: 0 E: 0 K: 0 S: 9 H: 1 LOB: 1 BB: 0 P: 14	R: 0 E: 0 K: 0 S: 6 H: 0 LOB: 0 BB: 0 P: 8	R: 0 E: 0 K: 0 S: 10 H: 0 LOB: 2 BB: 2 P: 22	R: 5 E: 0 K: 0 S: 18 H: 6 LOB: 2 BB: 1 P: 25	R: 0 E: 0 K: 1 S: 5 H: 0 LOB: 0 BB: 0 P: 8	R: 0 E: 0 K: 2 S: 11 H: 1 LOB: 2 BB: 1 P: 20	R: 0 E: 0 K: 1 S: 10 H: 1 LOB: 2 BB: 1 P: 19		1B: 10 2B: 1 3B: 0 HR: 0	SF: 1 SAC: 2 DP: 0 HBP: 0		WP: 0 PB: 0 SB: 0 CS: 0	PA: 40		

	AB	32
	R	5
	H	11
	RBI	5
	BB	5
	SO	4
	LOB	17

PITCHER		IP	WLS	BF	H	R	ER	SO	BB	IBB	HBP	BLK	WP	HR	S	P	ERA	WHIP
15 Tim Hudson, R ERA: 3.23	(1, 1)	5.0	L	27	9	5	5	0	2	1	0	0	0	0	54	82	9.00	2.200
Tyler Yates, R ERA: 4.98	(6, 1)	1.0		3	0	0	0	1	0	0	0	0	0	0	5	8	0.00	0.000
46 Manny Acosta, R ERA:	(7, 1)	1.0		5	1	0	0	2	0	1	0	0	0	0	11	20	0.00	1.000
58 Peter Moylan, R ERA: 2.01	(8, 1)	1.0		5	1	0	0	1	0	1	0	0	0	0	10	19	0.00	1.000

PITCHER	IP	WLS	BF	H	R	ER	SO	BB	IBB	HBP	BLK	WP	HR	S	P	ERA	WHIP

Batter	1	2	3	4	5	6	7	8	9	AB	R	H	RBI	BB	SO	LOB
Willie Harris, L (1, 8) OBP: 0.376, SLG: 0.425	X FA 89 0-0 ① G3		B FA 90 B SL 83 C FA 89 B FA 90 C FA 90 C FA 91 3-3 ② K		B SL 83 B SL 84 B FA 92 C FA 88 X FA 91 3-1 ③ G3		F SL 84 B FA 89 X FA 89 1-1 ③ F8			4	0	0	0	0	1	3
19 Yunel Escobar, R (1, 6) OBP: 0.367, SLG: 0.417	C SL 82 C CU 72 B CU 74 X FA 93 1-2 ② G6-3		C SL 84 C CU 73 B SL 84 X CU 72 1-2 ③ G6-3			X FA 90 0-0 ① G6-3		C FA 92 B FA 91 X SL 85 1-1 G5-3 2 G4-3 1B		4	0	1	0	0	0	0
2 Kelly Johnson, L (1, 4) OBP: 0.389, SLG: 0.487	B FA 92 B FA 92 B FA 92 C FA 88 F FA 91 X FA 92 3-2 ③ G3			C CH 79 X CU 71 0-1 ① G3-1		B CU 72 B FA 91 X FA 90 2-0 ② G4-3		C FA 90 X FC 90 0-1 ① G4-3 1-2		4	0	0	0	0	0	1
Mark Teixeira, S (1, 3) OBP: 0.400, SLG: 0.567		B FA 90 C CH 81 C CU 73 F FA 93 X FA 93 1-2 7 1B 1B		B FA 90 C CH 81 B FA 91 X CH 81 2-1 ② F7		B FA 90 X FA 90 1-0 16 1B 2B		B FA 92 C FA 92 X FA 93 1-1 ② G5-3 2-3		4	1	2	0	0	0	1
16 Brian McCann, L (1, 2) OBP: 0.322, SLG: 0.463		C FA 90 C FA 90 S CU 74 0-3 ① K		B FA 90 B FA 90 C FA 90 X CH 82 2-1 ③ F8		B FA 88 B FA 90 F FA 90 X FA 91 2-1 2-H 1B		F FA 91 F FA 92 B FA 93 F FA 92 B FS 85 F FA 91 B FA 93 C FA 93 3-3 ③ K		4	0	1	1	0	2	2
7 Jeff Francoeur, R (1, 9) OBP: 0.340, SLG: 0.452		F FA 90 B SL 85 B FA 90 X FA 92 2-1 1-2 1B			C SL 81 B SL 82 F FA 90 B CU 75 B FA 92 B FA 92 4-2 23 1B BB	B SL 86 S FA 90 B FA 92 B SL 85 X FA 91 3-1 ③ P3			X FC 91 0-0 ① G4-3	3	0	1	0	1	0	1
23 Matt Diaz, R (1, 7) OBP: 0.373, SLG: 0.502		C SL 84 B FA 91 X SL 85 1-1 ② F9			1 SAFE C FA 90 B SL 85 B FA 90 F SL 85 X CU 73 2-2 1-2 1B		C SL 83 F SL 83 F SL 82 X FA 90 0-2 1B		C FA 92 B SL 91 B FA 93 X FA 92 2-1 ② F8	4	0	2	0	0	0	2
Chris Woodward, R (1, 5) OBP: 0.238, SLG: 0.285		C CU 72 B CU 74 X FA 91 1-1 ③ L6			C SL 83 C FA 92 F SL 82 F FA 90 S CU 84 0-3 ① K		B SL 83 C FA 89 F SL 83 X SL 84 1-2 ① F8		B FC 92 B FC 92 C FA 92 F FA 91 F FC 91 B FA 93 F FA 92 F FA 90 X FC 91 3-2 ③ G6-3	4	0	0	0	0	1	5
37 Jo-Jo Reyes, L (1, 1) OBP: 0.273, SLG: 0.273 Scott Thorman, L (7, PH) OBP: 0.253, SLG: 0.391 Jose Ascanio, R (7, 1) 50 Joey Devine, R (8, 1)			B FA 89 X FA 89 1-0 ① G3		L CU 71 L CU 74 S CU 74 0-3 ② K		B CU 73 B SL 86 F SL 85 B CU 72 C FA 92 F FA 93 F CU 75 C FA 92 3-3 ② K			2 1 0 0	0 0 0 0	0 0 0 0	0 0 0 0	1 1 0 0	2 1 0 0	2 1 0 0
Inning Stats	R: 0 E: 0 K: 0 S: 7 H: 0 LOB: 0 BB: 0 P: 11	R: 0 E: 0 K: 1 S: 13 H: 2 LOB: 2 BB: 0 P: 18	R: 0 E: 0 K: 1 S: 7 H: 0 LOB: 0 BB: 0 P: 12	R: 0 E: 0 K: 0 S: 6 H: 0 LOB: 0 BB: 0 P: 10	R: 0 E: 0 K: 2 S: 15 H: 1 LOB: 2 BB: 1 P: 24	R: 1 E: 0 K: 0 S: 7 H: 2 LOB: 1 BB: 0 P: 15	R: 0 E: 0 K: 1 S: 14 H: 1 LOB: 1 BB: 0 P: 19	R: 0 E: 0 K: 1 S: 11 H: 1 LOB: 1 BB: 0 P: 16	R: 0 E: 0 K: 0 S: 9 H: 0 LOB: 0 BB: 0 P: 14	1B: 6 2B: 1 3B: 0 HR: 0 SF: 0 SAC: 0 DP: 0 HBP: 0						

PITCHER	IP	WLS	BF	H	R	ER	SO	BB	IBB	HBP	BLK	WP	HR	S	P	ERA	WHIP
50 Adam Wainwright, R (1, 1) ERA: 3.86	7.0	W	28	6	1	1	5	1	0	0	0	0	0	69	109	1.29	1.000
31 Ryan Franklin, R (8, 1) ERA: 1.92	1.0	H	4	1	0	0	1	0	0	0	0	0	0	11	16	0.00	1.000
44 Jason Isringhausen, R (9, 1) ERA: 1.5	1.0	S	3	0	0	0	0	0	0	0	0	0	0	9	14	0.00	0.000

PITCHER	IP	WLS	BF	H	R	ER	SO	BB	IBB	HBP	BLK	WP	HR	S	P	ERA	WHIP

TOP

Atlanta Braves @ St. Louis Cardinals

Busch Stadium, St. Louis, MO

Sun Aug 26 2007, 1:15 PM CDT

Att. 43,934 - Sunny - 83 F

livebaseballscorecards.com

AB	34
R	1
H	7
RBI	1
BB	1
SO	6
LOB	18

PA: 35

WP: 0
PB: 0
SB: 0
CS: 0

BOTTOM

Atlanta Braves @ St. Louis Cardinals

Busch Stadium, St. Louis, MO

Sun Aug 26 2007, 1:15 PM CDT
Att. 43,934 - Sunny - 83 F

livebaseballscorecards.com

Batter	1	2	3	4	5	6	7	8	9	AB	R	H	RBI	BB	SO	LOB
13 Brendan Ryan, R (1, 6) OBP: 0.391, SLG: 0.490	C FA 91 B CU 74 F FA 92 X SL 80 1-2 G4-3 1B		C FA 92 B FA 94 X FA 93 1-1 ③ F9		F FA 92 F FA 94 X CU 79 0-2 E5 1B 3-H		B FA 97 F FA 95 C FA 96 B SL 84 X FA 97 2-2 ② L3			4	1	1	0	0	0	1
So Taguchi, R (1, 8) OBP: 0.355, SLG: 0.366 Jim Edmonds, L (7, PH) OBP: 0.324, SLG: 0.397 (8, 8)	C FA 92 C FA 93 B FA 86 X FA 94 1-2 ①② G4-3 1-2f			F FA 91 B CU 72 C FA 92 X FA 93 1-2 ① G3	B FA 92 X FA 86 1-0 2-H 1B		S FA 96 C FA 96 X FA 89 0-2 ③ G3			3 1	0 0	1 0	1 0	0 0	0 0	1 1
5 Albert Pujols, R (1, 3) OBP: 0.420, SLG: 0.568	C FA 93 B FA 86 C FA 93 C CU 76 1-3 ③ K			C CU 76 B FA 93 S FA 89 B FA 95 F FA 87 X CU 75 2-2 1B	D CU 75 C FA 92 1 SAFE B SL 82 F FA 85 S CU 74 2-3 ③ K			B FA 94 B FA 94 B FA 93 B FA 94 4-0 43 1B BB		3	0	1	0	1	2	1
43 Juan Encarnacion, R (1, 9) OBP: 0.325, SLG: 0.450		S FA 91 F FA 92 X FA 92 0-2 ① G4-3		B FA 87 1 SAFE X FA 92 1-0 ② F9		B CU 73 F FA 92 X FA 85 1-1 HR		F FA 93 B FA 93 B SL 82 X FA 94 2-1 1-2 1B		4	1	2	1	0	0	1
27 Scott Rolen, R (1, 5) OBP: 0.332, SLG: 0.399		C FA 91 F FA 93 F CU 79 B FA 94 B CU 76 X FA 86 2-2 ② G6-3		F FA 92 F CU 74 B FA 94 S FA 94 1-3 ③ K		B FA 91 S FA 91 S FA 92 B FA 93 X FA 93 2-2 ① F8		F FA 93 F FA 94 B FA 95 S FA 95 1-3 ① K		4	0	0	0	0	2	3
47 Ryan Ludwick, R (1, 7) OBP: 0.306, SLG: 0.481		B FA 93 X FA 92 1-0 2B			X FA 90 0-0 4 2B 1B	B CU 74 F FA 91 B FA 92 B SL 80 F FA 91 S FA 92 3-3 ② K		C FA 95 F CU 82 B SL 83 F FA 93 B CU 82 F CU 82 S FA 95 2-3 ② K		4	1	2	0	0	2	2
4 Yadier Molina, R (1, 2) OBP: 0.359, SLG: 0.367		S FA 93 X FA 87 0-1 ③ P4			C FA 92 X CU 74 0-1 50 SH3-4 13 E 1-H 2B	F FA 91 B FA 92 B FA 92 B FA 85 F FA 92 S FA 93 3-3 ③ K		X FA 94 0-0 ③ F9		4	1	1	1	0	1	3
50 Adam Wainwright, R (1, 1) OBP: 0.314, SLG: 0.396 16 Chris Duncan, L (7, PH) OBP: 0.362, SLG: 0.501 31 Ryan Franklin, R (8, 1) 44 Jason Isringhausen, R (9, 1)			B FA 91 C FA 90 B FA 86 B FA 91 S FA 90 C FA 92 3-3 ① K		X FA 91 0-0 ① SH3-4 2-3		B CH 85 B FA 94 F FA 95 B FA 96 F FA 94 B FA 95 4-2 SH1-3 BB			1 0 0 0	0 0 0 0	0 0 0 0	0 0 0 0	1 1 0 0	0 0 0 0	0 0 0 0
Aaron Miles, S (1, 4) OBP: 0.335, SLG: 0.348			C FA 92 C CU 75 X CU 75 0-2 ② G6-3		X CU 73 0-0 ② F9		1 SAFE X FA 94 0-0 ① SH1-3 1-2			2	0	0	0	0	0	1
Inning Stats	R: 0 E: 0 K: 1 S: 9 H: 1 LOB: 0 BB: 0 P: 12	R: 0 E: 0 K: 0 S: 10 H: 1 LOB: 1 BB: 0 P: 13	R: 0 E: 0 K: 1 S: 8 H: 0 LOB: 0 BB: 0 P: 12	R: 0 E: 0 K: 1 S: 11 H: 1 LOB: 1 BB: 0 P: 16	R: 3 E: 1 K: 1 S: 12 H: 3 LOB: 1 BB: 0 P: 15	R: 1 E: 0 K: 2 S: 11 H: 1 LOB: 0 BB: 0 P: 20	R: 0 E: 0 K: 0 S: 9 H: 0 LOB: 1 BB: 1 P: 15	R: 0 E: 0 K: 2 S: 11 H: 1 LOB: 2 BB: 1 P: 20		1B: 5 2B: 2 3B: 0 HR: 1	SF: 0 SAC: 2 DP: 1 HBP: 0			WP: 0 PB: 0 SB: 0 CS: 0	PA: 34	

PITCHER		IP	WLS	BF	H	R	ER	SO	BB	IBB	HBP	BLK	WP	HR	S	P	ERA	WHIP
37 Jo-Jo Reyes, L ERA: 8.31	(1, 1)	6.0	L	25	7	4	2	6	0	0	0	0	0	1	61	88	3.00	1.167
Jose Ascanio, R ERA: 1.13	(7, 1)	1.0		4	0	0	0	0	1	0	0	0	0	0	9	15	0.00	1.000
50 Joey Devine, R ERA: 1.8	(8, 1)	1.0		5	1	0	0	2	1	0	0	0	0	0	11	20	0.00	2.000

PITCHER	IP	WLS	BF	H	R	ER	SO	BB	IBB	HBP	BLK	WP	HR	S	P	ERA	WHIP

AB	30
R	4
H	8
RBI	3
BB	2
SO	8
LOB	14

Batter	1	2	3	4	5	6	7	8	9	AB	R	H	RBI	BB	SO	LOB
19 Yunel Escobar, R (1, 6) OBP: 0.366, SLG: 0.419	F B S B F X 2-2 23 2B 2B	C F X 0-2 ③ G5-3		B X 1-0 ① L7	B F B X 2-1 23 1B WP 1B		C B B X 2-1 E5 23 E 1B	C F B S 1-3 ③ K		6	3	2	0	0	1	2
23 Matt Diaz, R (1, 7) OBP: 0.379, SLG: 0.523	C B F F X 1-2 10 2B 2-H 2B		C B X 1-1 10 1B 2-H 2B	B X 1-0 HR	S S D X 1-2 WP 1-3 1B		C X 0-1 E6 1B 1-2		F B F B B F S 3-3 ① K	6	3	4	2	0	1	1
10 Chipper Jones, S (1, 5) OBP: 0.420, SLG: 0.592 Chris Woodward, R (5, 5) OBP: 0.235, SLG: 0.280	F B X 1-1 7 2B 2-H 2B		C B X 1-1 1B 1B 2-H 1B	X 0-0 BB 7 E 16 HR 1B	S C D B S 2-3 ② K		C S D B F B C 3-3 ② K		B B X 2-0 ② L9	4 2	3 0	3 0	2 0	0 0	1 1	2 2
Mark Teixeira, S (1, 3) OBP: 0.400, SLG: 0.565 Ron Mahay, L (8, 1) 37 Jo-Jo Reyes, L (9, PH) OBP: 0.250, SLG: 0.250 Oscar Villarreal, L (9, 1) OBP: 0.250, SLG: 0.250	B C B F F C 2-3 ① K		X 0-0 16 F9 1B 1-3 1B	B F X 1-1 ② L5	C S B C 1-3 ③ K 1-2 3-H		F B X 1-1 1-2 2-H 1B		S C S 0-3 ③ K	5 0 0 1 0	0 0 0 0	2 0 0 0	1 0 0 0	0 0 0 0	2 0 1 0	3 0 0 0
7 Jeff Francoeur, R (1, 9) OBP: 0.339, SLG: 0.452	X 0-0 2-H 2B		B S F B T 2-2 ① K	B S B X 2-1 E5 BB 16 HR 1-2		X 0-0 ① F7	B C B X 2-1 ③ G6-3			5	1	1	1	0	1	5
Andruw Jones, R (1, 8) OBP: 0.315, SLG: 0.429 Willie Harris, L (7, 8) OBP: 0.378, SLG: 0.425	C B S D D X 3-2 ② F7		B C B X 2-1 2 WP 1-2 3-H 1B	B B B C C B 4-2 16 HR 1-2 2-3 BB		B B F F B C 3-3 ② K		B B C B B 4-1 2 1B BB		3 0	1 0	1 0	1 0	1 1	1 0	1 0
16 Brian McCann, L (1, 2) OBP: 0.321, SLG: 0.468 Corky Miller, R (7, 2) OBP: 0.308, SLG: 0.333	B B C B C X 3-2 ③ L6		X 0-0 ② F9 2-3	B B X 2-0 1-H 2-H 3-H HR		B B B C X 3-1 ③ F8		C B F S 1-3 ① K		4 1	1 0	1 0	4 0	0 0	0 1	3 1
2 Kelly Johnson, L (1, 4) OBP: 0.391, SLG: 0.494		C C B B S 2-3 ① K	B I I I 4-0 1-2 IBB	B B X 2-0 ③ G4-3			B B X 2-0 HR	C X 0-1 1-2 1B		4	1	2	1	1	1	0
Lance Cormier, R (1, 1) Scott Thorman, L (8, PH) OBP: 0.253, SLG: 0.390 (8, 3)		C B S S 1-3 ② K	F X 0-1 ③ P4		X 0-0 ① L9		F B X 1-1 ① G1-3	F F B C S 2-3 ② K		4 1	0 0	0 0	0 0	0 0	1 1	3 2
Inning Stats	R: 3 H: 4 E: 0 LOB: 1 K: 1 BB: 0 S: 21 P: 33	R: 0 H: 0 E: 0 LOB: 0 K: 2 BB: 0 S: 9 P: 12	R: 2 H: 4 E: 0 LOB: 3 K: 1 BB: 1 S: 13 P: 23	R: 5 H: 3 E: 1 LOB: 0 K: 0 BB: 1 S: 11 P: 24	R: 1 H: 2 E: 0 LOB: 1 K: 2 BB: 0 S: 12 P: 18	R: 0 H: 0 E: 0 LOB: 0 K: 1 BB: 0 S: 6 P: 12	R: 2 H: 2 E: 2 LOB: 2 K: 1 BB: 0 S: 15 P: 26	R: 0 H: 1 E: 0 LOB: 2 K: 3 BB: 1 S: 12 P: 20	R: 0 H: 0 E: 0 LOB: 0 K: 2 BB: 0 S: 8 P: 13	1B: 8 SF: 0 2B: 5 SAC: 0 3B: 0 DP: 0 HR: 3 HBP: 0						WP: 2 PA: 49 PB: 0 SB: 0 CS: 0

TOP

Atlanta Braves @ Florida Marlins

Dolphin Stadium, Miami, FL

Mon Aug 27 2007, 7:05 PM EDT

Att. 11,716 - Clear - 88 F

livebaseballscorecards.com

AB	46
R	13
H	16
RBI	12
BB	3
SO	13
LOB	25

PITCHER		IP	WLS	BF	H	R	ER	SO	BB	IBB	HBP	BLK	WP	HR	S	P	ERA	WHIP
Scott Olsen, L ERA: 5.6	(1, 1)	4.0	L	26	11	10	6	4	1	1	0	0	1	2	54	92	13.50	3.000
32 Justin Miller, R ERA: 3.56	(5, 1)	2.2		14	4	3	2	4	0	0	0	0	1	1	31	52	6.75	1.500
22 Matt Lindstrom, R ERA: 3.31	(7, 1)	0.1		1	0	0	0	0	0	0	0	0	0	0	2	4	0.00	0.000
Armando Benitez, R ERA: 4.74	(8, 1)	1.0		5	1	0	0	3	1	0	0	0	0	0	12	20	0.00	2.000
Kevin Gregg, R ERA: 3.13	(9, 1)	1.0		3	0	0	0	2	0	0	0	0	0	0	8	13	0.00	0.000

PITCHER	IP	WLS	BF	H	R	ER	SO	BB	IBB	HBP	BLK	WP	HR	S	P	ERA	WHIP

BOTTOM

Atlanta Braves @ Florida Marlins

Dolphin Stadium, Miami, FL

Mon Aug 27 2007, 7:05 PM EDT

Att. 11,716 - Clear - 88 F

Batter	1	2	3	4	5	6	7	8	9	AB	R	H	RBI	BB	SO	LOB
2 Hanley Ramirez, R (1, 6) OBP: 0.389, SLG: 0.558	F9		G6-3		6 BB 1B		6 1B BB		L7	4	0	1	0	1	0	1
6 Dan Uggla, R (1, 4) OBP: 0.324, SLG: 0.488	1B 14 WP 2B		HR		1-2 BB		1-2 1B			3	2	3	1	1	0	0
Miguel Cabrera, R (1, 5) OBP: 0.397, SLG: 0.585	G5-3		F8		G6-3		G4-3			4	0	0	0	0	0	5
Mike Jacobs, L (1, 3) OBP: 0.318, SLG: 0.435	14 WP 2-3 1B		G4-3			G4-3		G3-1		4	0	1	0	0	0	0
14 Josh Willingham, R (1, 7) OBP: 0.371, SLG: 0.489 Kevin Gregg, R (9, 1)	27 FC4-6 1-2 3-H BB			K		2B		P6		3 0	0 0	1 0	0 0	1 0	1 0	0 0
27 Jeremy Hermida, L (1, 9) OBP: 0.367, SLG: 0.480	FC4-6 1-2f			G5-3		K		G1-3		4	0	0	0	0	1	3
Miguel Olivo, R (1, 2) OBP: 0.256, SLG: 0.398		G6-3		P3		G6-3			G1	4	0	0	0	0	0	1
7 Alejandro De Aza, L (1, 8) OBP: 0.278, SLG: 0.350		K			K		G4-3		F8	4	0	0	0	0	2	0
Scott Olsen, L (1, 1) OBP: 0.213, SLG: 0.261 32 Justin Miller, R (5, 1) 22 Matt Lindstrom, R (7, 1) Todd Linden, S (7, PH) OBP: 0.303, SLG: 0.293 Armando Benitez, R (8, 1) 12 Cody Ross, R (9, 7) OBP: 0.409, SLG: 0.598		K			G4-3		G6-3		1B	1 1 0 1 0 0 1	0 0 0 0 0 0 0	0 0 0 0 0 0 1	0 0 0 0 0 0 0	0 0 0 0 0 0 0	1 0 0 0 0 0 0	0 0 0 0 0 0 0
Inning Stats	R: 1 H: 2 E: 0 LOB: 2 K: 0 BB: 1 S: 10 P: 15	R: 0 H: 0 E: 0 LOB: 0 K: 2 BB: 0 S: 7 P: 10	R: 1 H: 1 E: 0 LOB: 0 K: 0 BB: 0 S: 9 P: 16	R: 0 H: 0 E: 0 LOB: 0 K: 1 BB: 0 S: 7 P: 10	R: 0 H: 1 E: 0 LOB: 2 K: 1 BB: 1 S: 13 P: 23	R: 0 H: 1 E: 0 LOB: 1 K: 1 BB: 0 S: 8 P: 14	R: 0 H: 1 E: 0 LOB: 2 K: 0 BB: 1 S: 9 P: 13	R: 0 H: 0 E: 0 LOB: 0 K: 0 BB: 0 S: 7 P: 10	R: 0 H: 1 E: 0 LOB: 1 K: 0 BB: 0 S: 6 P: 9	1B: 4 SF: 0 2B: 2 SAC: 0 3B: 0 DP: 0 HR: 1 HBP: 0						

livebaseballscorecards.com

AB	34
R	2
H	7
RBI	1
BB	3
SO	5
LOB	10

WP: 1 PA: 37
PB: 0
SB: 0
CS: 0

PITCHER		IP	WLS	BF	H	R	ER	SO	BB	IBB	HBP	BLK	WP	HR	S	P	ERA	WHIP
Lance Cormier, R ERA: 7.59	(1, 1)	7.0	W	30	6	2	2	5	3	0	0	0	1	1	63	101	2.57	1.286
Ron Mahay, L ERA: 2.55	(8, 1)	1.0		3	0	0	0	0	0	0	0	0	0	0	7	10	0.00	0.000
Oscar Villarreal, R ERA: 4.02	(9, 1)	1.0		4	1	0	0	0	0	0	0	0	0	0	6	9	0.00	1.000

PITCHER	IP	WLS	BF	H	R	ER	SO	BB	IBB	HBP	BLK	WP	HR	S	P	ERA	WHIP

Batter	1	2	3	4	5	6	7	8	9	10	11	AB	R	H	RBI	BB	SO	LOB
Willie Harris, L (1, 7) OBP: 0.374, SLG: 0.420	B FA 89 F FA 88 B FA 88 F FA 89 S FA 91 2-3 ① K		C CH 78 X FA 90 0-1 ② F9		D CU 70 X FA 90 1-0 ② F9		B CH 82 F FA 90 S FA 83 X FA 90 1-2 ②③ G6-4-3 1-2f		D SL 82 1 SAFE B CU 81 S FA 92 1 SAFE S FA 92 F FA 92 T CH 85 2-2 ③ K			3	0	0	0	0	1	3
23 Matt Diaz, R (7, PH) OBP: 0.376, SLG: 0.519												2	0	0	0	0	1	2
(7, 7)																		
(11, 9)																		
2 Kelly Johnson, L (1, 4) OBP: 0.389, SLG: 0.490	C FA 91 F FA 90 C CU 72 0-3 ② K		B CU 70 B CH 79 C FA 90 B CH 81 X FA 91 3-1 ③ F7		F FA 92 C FA 91 C CU 74 0-3 ③ K			B FA 92 C FA 90 B FA 92 B FA 93 C CH 83 F F B 4-2 10 HR BB		C FA 90 F CH 84 S CU 83 0-3 ① K		4	1	0	0	1	3	3
10 Chipper Jones, S (1, 5) OBP: 0.420, SLG: 0.596	C CU 70 S FA 90 B FA 92 S FA 91 1-3 ③ K			S CH 82 B CH 83 S FA 89 S FA 91 1-3 ① K		B FA 89 B CH 80 B FA 89 C FA 88 C FA 90 B FA 90 4-2 1B BB		C FA 92 B FA 92 C FA 93 B FA 93 B FA 92 X FA 94 3-2 1-H HR		C CH 83 B FA 90 B FA 91 B CH 83 S FA 92 S FA 91 3-3 ② K		4	1	1	2	1	3	0
Mark Teixeira, S (1, 3) OBP: 0.400, SLG: 0.563		C FA 89 B CH 80 F FA 91 B FA 91 B CU 70 X CU 72 3-2 ① G4-3		B FA 91 B FA 91 C F X 2-2 ② F9		F FA 90 F CH 80 X FA 91 0-2 1-2 1B		C SL 82 C SL 83 C SL 83 0-3 ① K		C SL 82 X FA 91 0-1 1B		5	0	2	0	0	1	0
16 Brian McCann, L (1, 2) OBP: 0.322, SLG: 0.475		X FA 91 0-0 HR		S CH 84 B CU 71 B CH 80 F FA 91 X FA 92 2-2 1B		X FA 95 0-0 ① F7		B FA 94 C FA 93 B CH 84 C CH 85 B SL 85 S FA 93 3-3 ② K		B CH 83 C FA 92 F FA 92 B SL 83 B SL 83 S CH 84 3-3 ③ K		5	1	2	1	0	2	3
7 Jeff Francoeur, R (1, 9) OBP: 0.336, SLG: 0.448		S FA 90 S FA 91 S FA 90 0-3 ② K		S FA 91 B CU 70 F FA 90 C FA 91 1-3 ③ K		C CU 79 F FA 96 F FA 96 S SL 85 0-3 ② K		S CH 83 B SL 85 F FA 93 S CH 86 1-3 ③ K			S FA 88 F FA 88 B FA 88 B CH 79 S CH 79 2-3 ① K	5	0	0	0	0	5	3
Oscar Villarreal, L (11, 1) OBP: 0.250, SLG: 0.250												0	0	0	0	0	0	0
Andruw Jones, R (1, 8) OBP: 0.316, SLG: 0.429		C CH 82 F FA 91 B FA 90 F FA 92 B CU 73 F CH 81 F FA 91 S FA 91 2-3 ③ K			C FA 89 B FA 90 B SL 80 X FA 90 2-1 19 2B 1B	S SL 84 F SI 84 S SI 83 0-3 ③ K			C CU 81 C SL 80 B SL 80 S SL 82 1-3 ① K		B FA 88 B CH 74 C FA 88 C CH 78 F FA 90 X CH 80 2-2 19 G6-4-3 1B	5	0	2	0	0	3	2
19 Yunel Escobar, R (1, 6) OBP: 0.371, SLG: 0.425			B SL 78 B CH 78 B FA 89 C FA 89 B FA 90 4-1 29 SH3 BB		S CH 79 X FA 90 0-1 1-3 2B		F FA 90 B CH 82 S CH 82 B CU 78 F FA 90 F FA 91 B CH 79 X FA 90 3-2 ① G5-3		X 0-0 1B		B CH 78 1 SAFE B FA 87 1 SAFE X FA 88 2-0 ②③ G6-4-3 1-2f	4	0	2	0	1	0	1
29 John Smoltz, R (1, 1) OBP: 0.114, SLG: 0.116 Chris Woodward, R (7, PH) OBP: 0.241, SLG: 0.280 58 Peter Moylan, R (7, 1) Scott Thorman, L (9, PH) OBP: 0.252, SLG: 0.388 Ron Mahay, L (9, 1) Tyler Yates, R (10, 1) Pete Orr, L (11, 7) OBP: 0.207, SLG: 0.196			1 SAFE X CH 85 0-0 ① SH3 1-2		C FA 89 S CU 68 B FA 92 B FA 91 X FA 90 2-2 ① L9		C FA 90 B FA 91 B FA 90 S CH 83 F FA 91 F CU 79 B FA 91 F FA 90 B FA 91 4-2 23 G6-4-3 BB		B FA 91 B CH 85 X FA 91 2-0 ② F7			1 0 0 1 0 0 0 0	0 0 0 0 0 0 0 0	0 0 0 0 0 0 0 0	0 1 0 0 0 0 0 0	0 0 0 0 0 0 0 0	0 0 0 0 0 0 0 0	2 0 0 1 0 0 0 0
Inning Stats	R: 0 E: 0 K: 3 S: 9 H: 0 LOB: 0 BB: 0 P: 12	R: 1 E: 0 K: 2 S: 13 H: 1 LOB: 0 BB: 0 P: 18	R: 0 E: 0 K: 0 S: 6 H: 0 LOB: 1 BB: 1 P: 13	R: 0 E: 0 K: 2 S: 12 H: 1 LOB: 1 BB: 0 P: 18	R: 0 E: 0 K: 1 S: 11 H: 2 LOB: 2 BB: 0 P: 16	R: 0 E: 0 K: 2 S: 13 H: 1 LOB: 2 BB: 1 P: 17	R: 0 E: 0 K: 0 S: 13 H: 0 LOB: 0 BB: 1 P: 21	R: 2 E: 0 K: 3 S: 16 H: 1 LOB: 0 BB: 1 P: 27	R: 0 E: 0 K: 2 S: 9 H: 1 LOB: 1 BB: 0 P: 14	R: 0 E: 0 K: 3 S: 11 H: 1 LOB: 1 BB: 0 P: 17	R: 0 E: 0 K: 1 S: 8 H: 1 LOB: 0 BB: 0 P: 14	1B: 6 2B: 1 3B: 0 HR: 2 SF: 0 SAC: 1 DP: 2 HBP: 0			WP: 0 PB: 0 SB: 0 CS: 0	PA: 44		

PITCHER		IP	WLS	BF	H	R	ER	SO	BB	IBB	HBP	BLK	WP	HR	S	P	ERA	WHIP
56 Rick Van Den Hurk, R ERA: 6.59	(1, 1)	5.0		22	5	1	1	8	2	0	0	0	0	1	56	86	1.80	1.400
22 Matt Lindstrom, R ERA: 3.25	(6, 1)	1.0	H	3	0	0	0	2	0	0	0	0	0	0	8	8	0.00	0.000
57 Taylor Tankersley, L ERA: 4.76	(7, 1)	1.0	H	3	0	0	0	0	1	0	0	0	0	0	13	21	0.00	1.000
Armando Benitez, R ERA: 5.01	(8, 1)	1.0	B	5	1	2	2	3	1	0	0	0	0	1	16	27	18.00	2.000
Kevin Gregg, R ERA: 3.04	(9, 1)	2.0		8	2	0	0	5	0	0	0	0	0	0	20	31	0.00	1.000

PITCHER		IP	WLS	BF	H	R	ER	SO	BB	IBB	HBP	BLK	WP	HR	S	P	ERA	WHIP
Byung-Hyun Kim, R ERA: 5.44	(11, 1)	1.0	W	3	1	0	0	1	0	0	0	0	0	0	8	14	0.00	1.000

Atlanta Braves @ Florida Marlins

Dolphin Stadium, Miami, FL

Tue Aug 28 2007, 7:05 PM EDT

Att. 11,539 - Partly Cloudy - 86 F

TOP

livebaseballscorecards.com

AB	39
R	3
H	9
RBI	3
BB	4
SO	19
LOB	20

Batter	1	2	3	4	5	6	7	8	9	10	11	AB	R	H	RBI	BB	SO	LOB
2 Hanley Ramirez, R (1, 6) OBP: 0.389, SLG: 0.557	F SL 84 C FA 92 X SL 84 0-2 P4 ①		B FA 93 C CH 82 X CU 76 1-1 F9 ②		F FA 94 B FA 92 X CH 82 1-1 6 E 6 S 1B			C FA 91 F FA 92 B SL 77 B CH 79 X FA 92 2-2 F8 ①		F SL 86 F SL 85 B FA 94 1 SAFE X FA 93 1-2 FC6-4 1B 1-2		5	0	2	0	0	0	0
6 Dan Uggla, R (1, 4) OBP: 0.323, SLG: 0.485 Byung-Hyun Kim, R (11, 1) OBP: 0.095, SLG: 0.100	X FA 93 0-0 F8 ②		C FA 92 C FA 92 F FA 92 B FA 92 X CU 79 1-2 1B 1B 1B		1 SAFE S SL 85 1 SAFE S FA 91 S FA 87 0-3 K 1-3 ②			B FA 92 B FA 92 C FA 92 X FA 93 2-1 G6-3 ②		B FA 93 S FA 94 C FA 94 S CH 87 1-3 K ②		5 0	1 0	1 0	0 0	0 0	2 0	3 0
Miguel Cabrera, R (1, 5) OBP: 0.396, SLG: 0.581	B FA 92 B C FA 92 S CH 84 S SL 86 2-3 K ③		X FA 91 0-0 1B 1-3 1B		S CH 85 X SL 84 0-1 G3 ③			X FA 93 0-0 G3 ③		B SL 88 X SL 86 1-0 FC6-4 1-2f ③		5	0	1	0	0	1	3
Mike Jacobs, L (1, 3) OBP: 0.316, SLG: 0.431		C FA 92 B FA 88 S SL 87 X SL 86 1-2 P2 ①	S FA 91 B FA 87 B FA 91 X CH 83 2-1 14 FC6-4 1B 1-2 3-H			B CU 75 X FA 92 1-0 F8 ①			B FC 81 S CH 81 S FC 81 B CH 81 C CU 81 2-3 K ①		S CH 82 X FA 89 0-1 F8 ①	5	0	1	1	0	1	0
14 Josh Willingham, R (1, 7) OBP: 0.372, SLG: 0.488 4 Alfredo Amezaga, S (9, PR) OBP: 0.318, SLG: 0.363 (10, 7) (11, 4)		X FA 92 0-0 27 HR 1B	B CH 85 X CH 85 1-0 FC6-4 1-2f ③			S FA 92 B FA 90 S SL 85 S SL 85 1-3 K ②			B FA 89 B FA 88 F FA 88 B CH 80 B FA 88 4-1 BB		B FA 88 B FA 89 C FA 89 B SI 87 D 4-1 27 2B 7 SF9 BB	3 0	1 1	1 0	0 0	1 1	1 0	2 0
27 Jeremy Hermida, L (1, 9) OBP: 0.368, SLG: 0.492		D FA 91 1 SAFE F CH 83 X FA 87 1-1 1-H HR		B FA 91 X CH 83 1-0 G5-3 ①		C CU 75 B FA 91 B CH 84 B CH 83 C FA 92 F CU 78 X FA 92 3-2 F7 ③			S FA 88 1 SAFE X CH 80 0-1 L6 ②		B CH 87 1 SAFE F CH 83 1 SAFE X CH 83 1-1 1-3 2B	5	1	2	2	0	0	1
20 Matt Treanor, R (1, 2) OBP: 0.388, SLG: 0.415		B FA 92 C FA 92 B FA 92 F FA 92 F SL 84 S SL 86 2-3 K ②		C SL 84 F SL 84 X FA 92 0-2 G1-3 ②			C FA 91 X FA 92 0-1 G1-3 ①		S CH 81 1 SAFE X CH 82 0-1 L7 ③		P PO 84 P PO 84 I I 4-0 IBB	4	0	0	0	1	1	1
7 Alejandro De Aza, L (1, 8) OBP: 0.265, SLG: 0.336		C FA 92 S CU 76 S CU 76 0-3 K ③		B FA 91 C FA 92 B CU 77 B FA 91 X FA 90 3-1 F8 ③			L FA 92 F FA 93 B SL 78 T SL 78 1-2 K ②			C SL 87 F SL 86 F SL 87 B FA 95 F SL 86 F FA 94 S FA 94 1-3 K ①	X SL 83 0-0 SF9 ② 3-H	4	0	0	1	0	3	0
56 Rick Van Den Hurk, R (1, 1) 22 Matt Lindstrom, R (8, 1) 57 Taylor Tankersley, L (7, 1) Todd Linden, S (7, PH) OBP: 0.000, SLG: 0.000 Armando Benitez, R (8, 1) Kevin Gregg, R (8, 1) Jason Wood, R (10, PH) OBP: 0.000, SLG: 0.000 12 Cody Ross, R (10, PH) OBP: 0.500, SLG: 0.500 (11, 1)			B FA 91 C FA 92 C FA 91 S SL 83 1-3 K ①		C FA 91 S FA 91 S SL 83 0-3 K ①			F FA 92 S FA 93 B CH 85 C FA 94 1-3 K ③		F FA 94 C FA 94 B SL 84 B FA 95 X SL 85 2-2 2 1B 1B		2 0 0 0 1 0 0 0 1 0	0 0 0 0 0 0 0 0 0 0	0 0 0 0 0 0 0 0 0 0	0 0 0 0 1 0 0 0 0 0	2 0 0 0 0 0 0 0 0 0	0 0 0 0 0 0 0 0 0 0	
Inning Stats	R: 0 E: 0 K: 1 S: 7 H: 0 LOB: 0 BB: 0 P: 9	R: 2 E: 0 K: 2 S: 13 H: 2 LOB: 0 BB: 0 P: 17	R: 1 E: 0 K: 1 S: 13 H: 3 LOB: 2 BB: 0 P: 19	R: 0 E: 0 K: 0 S: 6 H: 0 LOB: 0 BB: 0 P: 10	R: 0 E: 0 K: 2 S: 10 H: 1 LOB: 1 BB: 0 P: 11	R: 0 E: 0 K: 1 S: 8 H: 0 LOB: 0 BB: 0 P: 13	R: 0 E: 0 K: 2 S: 8 H: 0 LOB: 0 BB: 0 P: 10	R: 0 E: 0 K: 0 S: 6 H: 0 LOB: 0 BB: 0 P: 10	R: 0 E: 0 K: 1 S: 8 H: 0 LOB: 1 BB: 1 P: 14	R: 0 E: 0 K: 2 S: 16 H: 2 LOB: 2 BB: 0 P: 22	R: 1 E: 0 K: 0 S: 8 H: 1 LOB: 2 BB: 2 P: 15	1B: 7 2B: 1 3B: 0 HR: 1 SF: 1 SAC: 0 DP: 0 HBP: 0	WP: 0 PB: 0 SB: 1 CS: 0 PA: 44					

PITCHER		IP	WLS	BF	H	R	ER	SO	BB	IBB	HBP	BLK	WP	HR	S	P	ERA	WHIP
29 John Smoltz, R ERA: 3.06	(1, 1)	6.0		24	6	3	3	7	0	0	0	0	0	1	57	79	4.50	1.000
58 Peter Moylan, R ERA: 1.95	(7, 1)	2.0		6	0	0	0	2	0	0	0	0	0	0	14	20	0.00	0.000
Ron Mahay, L ERA: 2.5	(9, 1)	1.0		4	0	0	0	1	1	0	0	0	0	0	8	14	0.00	1.000
Tyler Yates, R ERA: 4.89	(10, 1)	1.0		5	2	0	0	2	0	0	0	0	0	0	16	22	0.00	2.000
Oscar Villarreal, R ERA: 4.11	(11, 1)	0.2	L	5	1	1	1	0	1	1	0	0	0	0	8	15	13.50	3.000

PITCHER	IP	WLS	BF	H	R	ER	SO	BB	IBB	HBP	BLK	WP	HR	S	P	ERA	WHIP

BOTTOM

Atlanta Braves @ Florida Marlins

Dolphin Stadium, Miami, FL

Tue Aug 28 2007, 7:05 PM EDT

Att. 11,539 - Partly Cloudy - 86 F

livebaseballscorecards.com

AB	40
R	4
H	9
RBI	4
BB	3
SO	12
LOB	10

Atlanta Braves @ Florida Marlins

Dolphin Stadium, Miami, FL

Wed Aug 29 2007, 7:05 PM EDT

Att. 12,633 - Clear - 89 F

livebaseballscorecards.com

TOP

Batter	1	2	3	4	5	6	7	8	9	AB	R	H	RBI	BB	SO	LOB
19 Yunel Escobar, R (1, 6) OBP: 0.379, SLG: 0.440	S FA 89 B FA 90 X FA 90 1-1 HR		C CU 78 H FA 90 1-1 23 HR HBP	B FA 90 X FA 88 1-0 ② L9		B FC 86 B FC 86 B B 4-0 23 2B 1B BB		B SL 79 F FA 87 B FA 87 C SL 79 X FA 89 2-2 7 WP 10 G1-3 1B		3	3	2	1	1	0	0
23 Matt Diaz, R (1, 7) OBP: 0.380, SLG: 0.545 Ron Mahay, L (8, 1) 39 Rafael Soriano, R (8, 1)	B FA 90 F FA 89 B FC 81 X FA 87 2-1 ① F8		X FA 89 0-0 1-H HR	B FA 89 X FA 87 1-0 HR		S S F CU 70 B CU 70 1 SAFE B CU 68 F FA 86 F FA 85 X FA 83 2-2 1-3 1B 2B		B FA 87 C FA 87 X SL 79 1-1 ① F9		5 0 0	2 0 0	3 0 0	3 0 0	0 0 0	0 0 0	1 0 0
10 Chipper Jones, S (1, 5) OBP: 0.418, SLG: 0.590	B FA 90 F FA 90 F CU 78 B FA 91 B FA 90 X CU 79 3-2 ② L9		C FA 89 B FA 90 B CH 81 F CU 78 B FA 90 F CU 80 X FA 89 3-2 ① F8	B FA 89 X FA 87 1-0 ③ P4		B FA 84 B FA 84 B CH 82 C FA 86 C FA 86 D CU 71 4-2 1B 7 1B BB		C CH 81 B CH 81 1 SAFE B FA 88 F FA 86 B FA 87 X CH 81 3-2 ② G1-3 1-2		4	1	0	0	1	0	1
Mark Teixeira, S (1, 3) OBP: 0.402, SLG: 0.562	C CH 83 B FA 88 B FA 87 F CU 75 B FA 89 X CU 77 3-2 ③ P6		B FA 87 X FA 88 1-0 ② G4-3		B FA 88 B CH 84 B CU 76 C FA 91 X FA 84 3-1 7 FC5-4 1B	B FA 85 B FA 82 X FA 86 2-0 ② 7 1B 1-2 2-H 3-H 1B		I IN 70 I IN 75 I IN 78 I IN 78 4-0 7 WP IBB		4	0	2	1	1	0	0
7 Jeff Francoeur, R (1, 9) OBP: 0.337, SLG: 0.447		S FA 88 X FA 90 0-1 ① F9	B FA 92 X FA 89 1-0 2B 1B		B FA 90 C FA 90 S FA 89 F FA 89 X FC 85 1-2 ① FC5-4 2B 38 2-5-2-5 1-2f	C FA 85 X CH 85 0-1 1-3 2-H 1B		B SL 79 S SL 80 F FA 86 B FA 86 B FA 86 X SL 80 3-2 ③ F9 1-2 2-3		5	0	2	1	0	0	3
Andruw Jones, R (1, 8) OBP: 0.319, SLG: 0.433		S FA 89 B FA 88 B FA 91 C FA 89 S FC 84 2-3 ② K	B FA 90 X CU 77 1-0 1-3 2B		X FA 90 0-0 1-3 2B	X CU 71 0-0 ③ G1-3			F FA 85 H CH 85 1-1 FC6-4 HBP	4	0	2	0	0	1	2
Chris Woodward, R (1, 4) OBP: 0.254, SLG: 0.276		B CH 83 B FA 86 C FA 87 B FA 90 B CH 84 4-1 WP 1B BB	C FA 90 B FA 90 B CU 77 C CU 77 F FA 90 B FA 91 B CU 76 4-2 FC6-4 BB		B FA 88 B FA 89 I IN 81 I IN 81 4-0 IBB		B CH 85 B FA 84 X FA 86 2-0 ① L7		C FA 86 F SL 78 B FA 88 B FA 86 1 SAFE F FA 87 X CH 81 2-2 ① FC6-4 G3 1-2f	2	1	0	0	3	0	1
Corky Miller, R (1, 2) OBP: 0.278, SLG: 0.294		C FA 88 F CU 75 B FA 87 X FC 83 1-2 1-H 1B	B FA 91 S FA 90 C FA 90 X FA 90 1-2 ③ FC6-4 1-2f		F FA 89 F FA 90 D CU 76 S CU 78 1-3 ② K		C CU 71 B FA 87 B FA 84 B FA 86 F CH 85 F CH 85 F CH 85 S FA 84 3-3 ② K		X FA 86 0-0 ② G3 1-2	5	0	1	1	0	2	7
38 Buddy Carlyle, L (1, 1) OBP: 0.121, SLG: 0.121 58 Peter Moylan, R (6, 1) Scott Thorman, L (7, PH) OBP: 0.254, SLG: 0.391 46 Manny Acosta, R (7, 1) Willie Harris, L (8, 7) OBP: 0.373, SLG: 0.419		S FA 90 S FA 90 B FA 91 F FA 89 C CU 75 1-3 ③ K		B CH 83 C FA 85 B CH 84 F FA 86 C FA 85 2-3 ① K	M FA 87 F CU 75 B FA 90 B FA 89 3 SAFE 2-2 ③ 2-5-2-5 3-H	C CH 82 F F CH 85 X FA 86 0-2 ① G3	C FA 86 X FA 87 0-1 ③ 1B	D B S X 2-1 ③ G4-3	3 0 1 0 1	0 0 0 0 0	0 0 1 0 0	0 0 0 0 0	2 0 0 0 0	0 0 0 0 0	1 0 0 0 1
Inning Stats	R: 1 E: 0 K: 0 S: 10 H: 1 LOB: 0 BB: 0 P: 19	R: 1 E: 0 K: 2 S: 13 H: 1 LOB: 1 BB: 1 P: 21	R: 2 E: 0 K: 0 S: 15 H: 3 LOB: 3 BB: 1 P: 27	R: 1 E: 0 K: 1 S: 6 H: 1 LOB: 0 BB: 0 P: 11	R: 0 E: 0 K: 1 S: 12 H: 2 LOB: 3 BB: 1 P: 23	R: 2 E: 0 K: 0 S: 16 H: 3 LOB: 2 BB: 2 P: 28	R: 0 E: 0 K: 1 S: 8 H: 1 LOB: 1 BB: 0 P: 13	R: 0 E: 0 K: 0 S: 11 H: 1 LOB: 2 BB: 1 P: 24	R: 0 E: 0 K: 0 S: 8 H: 0 LOB: 1 BB: 0 P: 13	1B: 7 2B: 3 3B: 0 HR: 3	SF: 0 SAC: 0 DP: 0 HBP: 2		WP: 2 PB: 0 SB: 0 CS: 0	PA: 45			

	AB	37
	R	7
	H	13
	RBI	7
	BB	6
	SO	5
	LOB	17

PITCHER		IP	WLS	BF	H	R	ER	SO	BB	IBB	HBP	BLK	WP	HR	S	P	ERA	WHIP
Dontrelle Willis, L ERA: 5.12	(1, 1)	5.1	L	29	8	6	6	4	3	1	1	0	1	3	60	109	10.12	2.062
48 Lee Gardner, R ERA: 2.25	(6, 1)	1.2		8	4	1	1	1	1	0	0	0	0	0	20	33	5.40	3.000
38 Daniel Barone, R ERA: 7.45	(8, 1)	2.0		9	1	0	0	0	0	1	1	0	1	0	19	37	0.00	0.500

PITCHER		IP	WLS	BF	H	R	ER	SO	BB	IBB	HBP	BLK	WP	HR	S	P	ERA	WHIP

Atlanta Braves @ Florida Marlins

Dolphin Stadium, Miami, FL

Wed Aug 29 2007, 7:05 PM EDT

Att. 12,633 - Clear - 89 F

BOTTOM

livebaseballscorecards.com

Batter	1	2	3	4	5	6	7	8	9	AB	R	H	RBI	BB	SO	LOB
2 Hanley Ramirez, R (1, 6) OBP: 0.388, SLG: 0.557	B FA 87 C FA 87 F FA 89 X CU 75 1-2 SF8 3B	B FA 90 C FA 89 B FA 86 B FA 90 X FA 89 3-1 ③ F8			F FA 89 B FA 90 F FA 89 F FA 91 X FA 92 1-2 ① G4-3		X FA 95 0-0 ② F7		B SL 85 C SL 83 S FA 93 C FA 94 1-3 ③ K	5	1	1	0	0	1	0
6 Dan Uggla, R (1, 4) OBP: 0.324, SLG: 0.490	B CU 69 C FA 88 F FA 86 B FA 89 C FA 89 2-3 ① K		C FA 89 B CU 76 X FA 86 1-1 HR		S CH 75 S FA 90 F FA 91 S FA 92 0-3 ② K		B FA 95 B CH 77 S CH 84 S CU 79 B FA 93 B SL 80 4-2 BB			3	1	1	1	1	2	1
Miguel Cabrera, R (1, 5) OBP: 0.395, SLG: 0.579	F FA 86 S FA 90 X FA 89 0-2 ② SF8 3-H		X FA 89 0-0 ① G6-3		B FA 90 B CH 76 B FA 89 B CH 84 4-0 BB		C SL 81 S SL 82 B FA 95 B CH 87 B CU 78 F FA 97 S SL 81 3-3 ③ K			2	0	0	1	1	1	1
Mike Jacobs, L (1, 3) OBP: 0.316, SLG: 0.433 Jason Wood, R (8, PH) OBP: 0.321, SLG: 0.420 (9, 3)	B FA 89 X FA 88 1-0 2B		C CH 75 B CH 78 F CH 76 B FA 89 C FA 90 2-3 ② K		B SL 86 S FA 88 S CH 77 F FA 91 X FA 92 1-2 ③ G4-3			B FA 88 B FA 88 F FA 88 F FA 89 S CH 82 2-3 ① K		3 1	0 0	1 0	0 0	0 0	1 1	1 0
14 Josh Willingham, R (1, 7) OBP: 0.373, SLG: 0.486	B FA 90 B FA 85 F FA 90 B CU 74 S CH 83 B FA 89 4-2 BB		F FA 89 C CH 78 B FA 91 B FA 91 B FA 90 B FA 88 4-2 BB			C FA 91 B FA 92 B FA 92 X FA 91 2-1 ① G5-3		C CU 74 B CU 76 F FA 89 X CH 82 1-2 ② F9		2	0	0	0	2	0	0
27 Jeremy Hermida, L (1, 9) OBP: 0.369, SLG: 0.495	C FA 90 D CH 80 X CH 77 1-1 ③ G1-3		1 SAFE F FA 87 1 SAFE F CH 76 1 SAFE B FA 91 S FA 91 1-3 ③ K			C FA 93 S FA 93 X FA 93 0-2 20 PB 20 G5-3 2B		C FC 82 X FA 90 0-1 1B		4	1	2	0	0	1	3
20 Matt Treanor, R (1, 2) OBP: 0.378, SLG: 0.403		F FA 88 C FA 89 X FA 85 0-2 ① G5-3		C FA 88 F CH 77 B FA 91 S FA 91 1-3 ① K		B FA 92 B FA 92 X FA 92 2-0 ② G5-3 2-H		X FA 89 0-0 ③ F7		4	0	0	1	0	1	1
7 Alejandro De Aza, L (1, 8) OBP: 0.256, SLG: 0.324		C CU 70 B CH 70 C CU 70 C FA 90 1-3 ② K		S CU 70 B CH 72 X CU 70 1-1 ② G3		C FA 93 B FA 93 X FA 93 1-1 ③ G1-3			C FA 94 F SL 84 S FA 94 0-3 ① K	4	0	0	0	0	2	0
Dontrelle Willis, L (1, 1) OBP: 0.291, SLG: 0.380 48 Lee Gardner, R (6, 1) Todd Linden, S (7, PH) OBP: 0.299, SLG: 0.289 38 Daniel Barone, R (8, 1) OBP: 0.167, SLG: 0.167 4 Alfredo Amezaga, S (9, PH) OBP: 0.318, SLG: 0.362		B FA 89 B CH 84 X CH 85 2-0 HR		B FA 85 B CH 76 C FA 89 B FA 90 X FA 89 3-1 ③ G4-3			C CU 76 F FA 94 F SL 81 S CH 86 0-3 ① K		C FA 94 F FA 94 B FA 94 F FA 94 F SL 84 F FA 94 X 1-2 ② L5	2 0 1 0 1	1 0 0 0 0	1 0 0 0 0	1 0 0 0 0	0 0 0 0 0	0 0 1 0 0	0 0 0 0 0
Inning Stats	R: 1 H: 2 E: 0 LOB: 2 K: 1 BB: 1 S: 14 P: 23	R: 1 H: 1 E: 0 LOB: 0 K: 1 BB: 0 S: 9 P: 15	R: 1 H: 1 E: 0 LOB: 1 K: 2 BB: 1 S: 11 P: 19	R: 0 H: 0 E: 0 LOB: 0 K: 1 BB: 0 S: 7 P: 12	R: 0 H: 0 E: 0 LOB: 1 K: 1 BB: 1 S: 12 P: 18	R: 1 H: 1 E: 0 LOB: 0 K: 0 BB: 0 S: 8 P: 13	R: 0 H: 0 E: 0 LOB: 1 K: 2 BB: 1 S: 11 P: 18	R: 0 H: 1 E: 0 LOB: 1 K: 1 BB: 0 S: 9 P: 12	R: 0 H: 0 E: 0 LOB: 0 K: 2 BB: 0 S: 12 P: 14	1B: 1 2B: 2 3B: 1 HR: 2	SF: 1 SAC: 0 DP: 0 HBP: 0			WP: 0 PB: 1 SB: 0 CS: 0	PA: 37		

PITCHER		IP	WLS	BF	H	R	ER	SO	BB	IBB	HBP	BLK	WP	HR	S	P	ERA	WHIP
38 Buddy Carlyle, R ERA: 5.02	(1, 1)	5.0	W	22	4	3	3	6	3	0	0	0	0	2	53	87	5.40	1.400
58 Peter Moylan, R ERA: 1.93	(6, 1)	1.0		4	1	1	0	0	0	0	0	0	0	0	8	13	0.00	1.000
46 Manny Acosta, R ERA:	(7, 1)	1.0	H	4	0	0	0	2	1	0	0	0	0	0	11	18	0.00	1.000
Ron Mahay, L ERA: 2.47	(8, 1)	0.2	H	3	1	0	0	1	0	0	0	0	0	0	8	11	0.00	1.500
39 Rafael Soriano, R ERA: 3.51	(8, 1)	1.1	S	4	0	0	0	2	0	0	0	0	0	0	13	15	0.00	0.000

PITCHER	IP	WLS	BF	H	R	ER	SO	BB	IBB	HBP	BLK	WP	HR	S	P	ERA	WHIP

AB	32
R	4
H	6
RBI	4
BB	4
SO	11
LOB	7

New York Mets @ Atlanta Braves

Turner Field, Atlanta, GA

Fri Aug 31 2007, 7:35 PM EDT
Att. 45,245 - Cloudy - 79 F

TOP

livebaseballscorecards.com

Batter	1	2	3	4	5	6	7	8	9	AB	R	H	RBI	BB	SO	LOB
7 José Reyes, S (1, 6) OBP: 0.369, SLG: 0.440	B FA 93 C FA 92 C FA 92 B FA 93 X FA 94 2-2 ① G3		B FA 91 X FA 92 1-0 ③ F7		C FA 90 S CH 84 B CH 85 B CH 85 B FA 92 X FA 92 3-2 HR			B FA 97 X FA 96 1-0 1 S 2B	T FA 97 F CH 88 F FA 95 B CH 86 X CH 86 1-2 ③ F9	5	1	2	1	0	0	1
1 Luis Castillo, S (1, 4) OBP: 0.352, SLG: 0.347	C FA 91 B CU 76 B FA 92 X SI 93 2-1 ② G6-3			X FA 91 0-0 ① B2-3	C FA 92 B CH 84 X FA 92 1-1 ③ G6-3			C SL 89 B FA 95 C FA 96 B SL 87 D SL 89 F FA 96 X FA 95 3-2 ② G1-3 2-3		4	0	0	0	0	0	1
5 David Wright, R (1, 5) OBP: 0.413, SLG: 0.534	C SL 87 B FA 92 X FA 92 1-1 ③ G6-3			B FA 92 B SL 88 B FA 93 C FA 92 F FA 92 F FA 93 C FA 94 3-3 ② K		X SL 84 0-0 15 G4-6-3 1B		C FA 96 B FA 96 B SL 88 X SL 88 2-1 ③ G4-3		4	0	1	0	0	1	1
15 Carlos Beltrán, S (1, 8) OBP: 0.359, SLG: 0.518		B FA 90 X FA 92 1-0 21 G3 1B		X FA 94 0-0 18 1B 21 HR 1B		X CH 84 0-0 ① ② G4-6-3 1-2f			B FA 93 F CU 83 X CH 86 1-1 ① G1-3	4	1	2	0	0	0	1
18 Moises Alou, R (1, 7) OBP: 0.372, SLG: 0.484 Scott Schoeneweis, L (9, 1)		C FA 91 D SL 86 X SL 86 1-1 ① F9		1 SAFE 1 SAFE S SL 87 1 SAFE F FA 93 P PO 83 1 SAFE X SL 88 1-2 21 HR 1B		B FA 90 B SL 85 X FA 90 2-0 ③ F7			B CU 79 X FA 96 1-0 ② F8	4 0	1 0	1 0	0 0	0 0	0 0	1 0
21 Carlos Delgado, L (1, 3) OBP: 0.327, SLG: 0.435		C FA 92 1 SAFE 1 SAFE B FA 91 1 SAFE X FA 90 1-1 ② G3 1-2		B SL 86 X SL 88 1-0 1-H 2-H HR			F FA 90 X SL 83 0-1 ① F8		X CH 86 0-0 BB 9 2B 2B	4	2	2	3	0	0	1
Paul Lo Duca, R (1, 2) OBP: 0.312, SLG: 0.351		C FA 93 B FA 92 B FA 93 F SL 88 X FA 94 2-2 ③ G3-1		B FA 93 X FA 93 1-0 ③ G6-3			B FA 90 B FA 90 X FA 91 2-0 G4-6-3 1B		I IN 82 I IN 83 I IN 81 I IN 81 4-0 BB 9 2B IBB	3	1	1	0	1	0	1
Endy Chavez, L (1, 9) OBP: 0.326, SLG: 0.392			B FA 91 X FA 91 1-0 ① G1-3		X FA 90 0-0 ① B2-3		C SL 81 B SL 81 X SL 82 1-1 ② ③ G4-6-3 1-2f		B CH 87 B FA 95 C FA 94 C CH 85 F FA 96 B FA 96 B CH 86 4-2 9 2B 1-2 2-3 BB	3	1	0	0	1	0	1
33 John Maine, R (1, 1) OBP: 0.192, SLG: 0.191 Ruben Gotay, S (8, PH) OBP: 0.355, SLG: 0.450 Aaron Heilman, R (8, 1) 9 Marlon Anderson, L (9, PH) OBP: 0.352, SLG: 0.463 (9, 7)			C FA 91 B SL 85 X FA 91 1-1 ② G5-3		C FA 91 X FA 91 0-1 ② F9			F FA 96 C FA 96 X FA 97 0-2 ① G6-3	X FA 95 0-0 1-H 2-H 3-H 2B	2 1 0 1	0 0 0 0	0 0 0 1	0 0 0 3	0 0 0 0	0 0 0 0	0 0 0 0
Inning Stats	R: 0 E: 0 K: 0 S: 7 H: 0 LOB: 0 BB: 0 P: 12	R: 0 E: 0 K: 0 S: 8 H: 1 LOB: 1 BB: 0 P: 13	R: 0 E: 0 K: 0 S: 4 H: 0 LOB: 0 BB: 0 P: 7	R: 3 E: 0 K: 1 S: 12 H: 3 LOB: 0 BB: 0 P: 17	R: 1 E: 0 K: 0 S: 8 H: 1 LOB: 0 BB: 0 P: 12	R: 0 E: 0 K: 0 S: 3 H: 1 LOB: 0 BB: 0 P: 5	R: 0 E: 0 K: 0 S: 5 H: 1 LOB: 0 BB: 0 P: 8	R: 0 E: 0 K: 0 S: 10 H: 1 LOB: 1 BB: 0 P: 16	R: 3 E: 0 K: 0 S: 12 H: 2 LOB: 1 BB: 2 P: 23	1B: 5 2B: 3 3B: 0 HR: 2 SF: 0 SAC: 0 DP: 2 HBP: 0						

	AB	35
	R	7
	H	10
	RBI	7
	BB	2
	SO	1
	LOB	8

WP: 0 PB: 0 SB: 1 CS: 0 PA: 37

PITCHER		IP	WLS	BF	H	R	ER	SO	BB	IBB	HBP	BLK	WP	HR	S	P	ERA	WHIP
15 Tim Hudson, R ERA: 3.32	(1, 1)	6.0	L	23	6	4	4	1	0	0	0	0	0	2	42	66	6.00	1.000
Ron Mahay, L ERA: 2.43	(7, 1)	1.0		3	1	0	0	0	0	0	0	0	0	0	5	8	0.00	1.000
Tyler Yates, R ERA: 4.81	(8, 1)	1.0		4	1	0	0	0	0	0	0	0	0	0	10	16	0.00	1.000
Jose Ascanio, R ERA: 4.0	(9, 1)	1.0		7	2	3	3	0	1	1	0	0	0	0	12	23	27.00	3.000

PITCHER		IP	WLS	BF	H	R	ER	SO	BB	IBB	HBP	BLK	WP	HR	S	P	ERA	WHIP

New York Mets @ Atlanta Braves

Turner Field, Atlanta, GA

Fri Aug 31 2007, 7:35 PM EDT
Att. 45,245 - Cloudy - 79 F

BOTTOM

Batter	1	2	3	4	5	6	7	8	9	AB	R	H	RBI	BB	SO	LOB
2 Kelly Johnson, L (1, 4) OBP: 0.390, SLG: 0.489	C FA 90 F FA 91 B CH 85 F FA 93 B FA 93 X CH 84 2-2 23 CS 1B	X CH 83 0-0 ② G5-3 1-2	B FA 91 D FA 93 B FA 93 C FA 92 B FA 92 4-1 WP 23 BB 1-2 BB	C FA 94 B FA 94 C FA 94 B CH 86 F FA 94 X CH 84 2-2 ② P6		3	0	1	0	1	0	1
23 Matt Diaz, R (1, 7) OBP: 0.378, SLG: 0.540	1 SAFE S SL 83 B FA 94 1 SAFE S FA 92 B SL 85 S SL 86 2-3 ①② K 1-2	F SL 86 S SL 84 B SL 83 T SL 82 1-2 ③ K	B SL 83 B FA 92 S SL 83 B FA 92 B FA 93 4-1 WP 1-2 2-3 BB	C FA 94 B FA 94 X FA 94 1-1 ③ G6-3		3	0	0	0	1	2	2
10 Chipper Jones, S (1, 5) OBP: 0.416, SLG: 0.586	B CH 86 C FA 94 F FA 94 S CH 85 1-3 ③ K	B CH 82 B FA 91 B FA 92 B FA 91 4-0 16 G1-6-3 BB	C CH 86 X FA 94 0-1 ① F5	T FA 92 B FA 92 C SL 82 S FA 91 1-3 ① K		3	0	0	0	1	2	3
Mark Teixeira, S (1, 3) OBP: 0.399, SLG: 0.557	B FA 91 F FA 90 B FA 92 X CH 83 2-1 ① G3	F FA 93 X FA 93 0-1 ① F8	B CH 86 B CH 87 X FA 93 2-0 ② P3 1-2 2-3 3-H	C FA 91 X FA 92 0-1 ② L5		4	0	0	0	0	0	3
16 Brian McCann, L (1, 2) OBP: 0.322, SLG: 0.473	C SL 81 B FA 92 S FA 93 B FA 93 B FA 93 X CH 85 3-2 ② P2	B CH 84 D FA 93 F FA 92 F FA 92 X CH 85 2-2 ②③ G1-6-3 1-2f	B FA 94 B FA 94 B CH 86 C FA 94 S FA 94 C FA 94 3-3 ③ K	C FA 90 B FA 91 F FA 92 X SL 83 1-2 1B		4	0	1	0	0	1	3
7 Jeff Francoeur, R (1, 9) OBP: 0.336, SLG: 0.446	C SL 84 B SL 85 S SL 85 B SL 84 B FA 92 X SL 85 3-2 1B	X SL 82 0-0 ① P6	C SL 84 B SL 82 S SL 83 B SL 84 S SL 82 2-3 ① K	S FA 92 C FA 91 B SL 82 X FA 91 1-2 ③ F8		4	0	1	0	0	1	1
Andruw Jones, R (1, 8) OBP: 0.317, SLG: 0.431	B SL 85 F FA 94 1 SAFE C SL 82 B SL 84 1 SAFE B SL 84 F FA 93 F SL 86 3-3 ③ K	S SL 84	B SL 83 B FA 92 S SL 86 C FA 92 F FA 93 X FA 94 2-2 ② G5-3	B FA 93 C SL 85 X SL 83 1-1 ② P6		3	0	0	0	0	1	1
19 Yunel Escobar, R (1, 6) OBP: 0.378, SLG: 0.437	B SL 81 C SL 82 B FA 91 F FA 92 H FA 92 3-2 2 G5-3 HBP	B SL 84 X SL 83 1-0 ③ G6-3	B SL 85 S SL 83 B FA 91 C SL 84 F FA 93 F FA 91 B SL 84 S SL 84 3-3 ③ K			2	0	0	0	0	1	0
15 Tim Hudson, R (1, 1) OBP: 0.269, SLG: 0.277 Pete Orr, L (6, PH) OBP: 0.220, SLG: 0.211 Ron Mahay, L (7, 1) Tyler Yates, R (8, 1) Willie Harris, L (8, PH) OBP: 0.372, SLG: 0.418 Jose Ascanio, R (9, 1)	L SL 83 1 SAFE L SL 83 B FA 91 L 1-3 ① K	B FA 90 X CH 83 1-0 23 BB 2 BB WP 1B	B FA 92 C FA 92 F FA 93 F FA 93 B CH 85 F CH 84 B CH 85 F FA 93 X FA 94 3-2 ① F9			1 1 0 0 1 0	0 1 0 0 0 0	0 1 0 0 0 0	0 0 0 0 0 0	1 0 0 0 0 0	1 0 0 0 0 0
Inning Stats	R: 0 E: 0 K: 2 S: 10 H: 1 LOB: 0 BB: 0 P: 15	R: 0 E: 0 K: 1 S: 13 H: 1 LOB: 1 BB: 0 P: 24	R: 0 E: 0 K: 2 S: 9 H: 0 LOB: 1 BB: 0 P: 14	R: 0 E: 0 K: 0 S: 5 H: 0 LOB: 0 BB: 1 P: 11	R: 0 E: 0 K: 0 S: 6 H: 0 LOB: 0 BB: 0 P: 9	R: 1 E: 0 K: 1 S: 9 H: 1 LOB: 2 BB: 2 P: 23	R: 0 E: 0 K: 2 S: 10 H: 0 LOB: 0 BB: 0 P: 16	R: 0 E: 0 K: 0 S: 12 H: 0 LOB: 0 BB: 0 P: 18	R: 0 E: 0 K: 1 S: 11 H: 1 LOB: 1 BB: 0 P: 14	1B: 4 2B: 0 3B: 0 HR: 0	SF: 0 SAC: 0 DP: 1 HBP: 1		WP: 1 PB: 0 SB: 0 CS: 1	PA: 33			

livebaseballscorecards.com

	AB	29
	R	1
	H	4
	RBI	0
	BB	3
	SO	9
	LOB	15

PITCHER		IP	WLS	BF	H	R	ER	SO	BB	IBB	HBP	BLK	WP	HR	S	P	ERA	WHIP
33 John Maine, R ERA: 3.57	(1, 1)	7.0	W	26	3	1	1	8	3	0	1	0	1	0	62	112	1.29	0.857
Aaron Heilman, R ERA: 3.29	(8, 1)	1.0	H	3	0	0	0	0	0	0	0	0	0	0	12	18	0.00	0.000
Scott Schoeneweis, L ERA: 5.11	(9, 1)	1.0		4	1	0	0	1	0	0	0	0	0	0	11	14	0.00	1.000

PITCHER	IP	WLS	BF	H	R	ER	SO	BB	IBB	HBP	BLK	WP	HR	S	P	ERA	WHIP

New York Mets @ Atlanta Braves

Turner Field, Atlanta, GA

Sat Sep 01 2007, 3:55 PM EDT

Att. 45,611 - Cloudy - 86 F

livebaseballscorecards.com

TOP

Batter	1	2	3	4	5	6	7	8	9	AB	R	H	RBI	BB	SO	LOB
7 José Reyes, S (1, 6) OBP: 0.370, SLG: 0.439	B FA 87 X FA 86 1-0 F7		B FA 89 B FA 88 C FA 88 B CH 78 X FA 92 3-1 P4			B FA 92 B FA 91 C FA 92 B FA 91 F FA 93 X FA 95 3-2 G1-3 5 5 S 1B		1 SAFE C SI 91 S SL 77 1 SAFE B SI 93 H SL 79 2-2 1 BB 1-2 HBP		3	0	1	0	0	0	0
1 Luis Castillo, S (1, 4) OBP: 0.351, SLG: 0.344	B FA 87 B FA 86 C FA 88 C X 2-2 G4-3			B FA 85 C FA 86 X FA 87 1-1 P3		1 SAFE 1 SAFE C FA 93 1 SAFE C FA 93 C FA 94 0-3 K		C SI 92 B SI 94 B SI 92 B SI 93 2 SAFE B SI 92 4-1 1-2 2-3 BB		3	0	0	0	1	1	1
5 David Wright, R (1, 5) OBP: 0.410, SLG: 0.530	B CH 77 T FA 86 C FA 88 S FA 90 1-3 K			B CH 78 B FA 86 X FA 88 2-0 F9		1 SAFE B FA 95 1 SAFE B CU 78 C FA 96 2 SAFE C FA 96 B SL 84 X FA 96 3-2 G1-3 1-3		F FA 93 F SI 93 C SL 77 0-3 K		4	0	0	0	0	2	3
15 Carlos Beltrán, S (1, 8) OBP: 0.362, SLG: 0.531		B FA 86 C CH 77 C FA 86 X CH 78 1-2 18 1B 21 G4-6-3 1B		B FA 88 C FA 87 B FA 88 T FA 88 X FA 88 2-2 P4			B FA 94 X FA 94 1-0 HR		C FA 97 B FA 96 X FA 96 1-1 21 SF7 3B	4	3	3	1	0	0	0
18 Moises Alou, R (1, 7) OBP: 0.371, SLG: 0.480 Endy Chavez, L (9, 7) OBP: 0.326, SLG: 0.392		F FA 86 F CH 78 B FA 91 F FA 88 X FA 89 1-2 21 G4-6-3 1-3 1B			B CH 75 F CH 76 S CH 77 B FA 89 X CH 76 2-2 P4		B FA 97 B SL 80 X FA 96 2-0 F7		B SL 89 F SL 88 F SL 87 S FA 96 1-3 K	4 0	0 0	1 0	0 0	0 0	1 0	1 0
21 Carlos Delgado, L (1, 3) OBP: 0.327, SLG: 0.441		B FA 86 S FA 87 B FA 88 X CH 78 2-1 G4-6-3 1-2f 3-H			B CH 77 B CH 78 B FA 86 C FA 86 C FA 87 F FA 88 X FA 86 3-2 HR		C SL 79 B SL 82 F CH 86 X FA 95 1-2 G6-3		B FA 88 C FA 90 S CU 72 X CU 72 1-2 SF7 3-H	3	1	1	2	0	0	1
Paul Lo Duca, R (1, 2) OBP: 0.311, SLG: 0.350		B FA 87 C FA 88 F CH 78 B FA 90 X FA 87 2-2 F9			X 0-0 1B		B FA 95 S FA 96 B CH 86 X FA 97 2-1 G6-3		X FA 89 0-0 F9	4	0	1	0	0	0	0
Lastings Milledge, R (1, 9) OBP: 0.336, SLG: 0.435			X 0-0 F9		B CH 78 B CH 77 X FA 88 2-0 HR			C FA 93 B FA 94 F SI 93 F SL 78 S SL 80 1-3 K		3	1	1	1	0	1	0
34 Mike Pelfrey, R (1, 1) OBP: 0.067, SLG: 0.067 59 Guillermo Mota, R (7, 1) Ruben Gotay, S (8, PH) OBP: 0.358, SLG: 0.453 25 Pedro Feliciano, L (8, 1)			C FA 87 S FA 87 X FA 88 0-2 G6-3		X FA 88 0-0 P3			C SI 95 B SI 95 B SI 94 B SI 94 X SI 94 3-1 1 BB 7 HBP 1B		2 0 1 0	0 0 0 0	0 0 1 0	0 0 0 0	0 0 0 0	0 0 0 0	0 0 0 0
Inning Stats	R: 0 E: 0 K: 1 S: 7 H: 0 LOB: 0 BB: 0 P: 11	R: 1 E: 0 K: 0 S: 12 H: 2 LOB: 0 BB: 0 P: 18	R: 0 E: 0 K: 0 S: 6 H: 0 LOB: 0 BB: 0 P: 9	R: 0 E: 0 K: 0 S: 6 H: 0 LOB: 0 BB: 0 P: 11	R: 2 E: 0 K: 0 S: 10 H: 3 LOB: 0 BB: 0 P: 17	R: 0 E: 0 K: 1 S: 9 H: 1 LOB: 0 BB: 0 P: 15	R: 1 E: 0 K: 0 S: 7 H: 1 LOB: 0 BB: 0 P: 13	R: 0 E: 0 K: 2 S: 12 H: 1 LOB: 2 BB: 1 P: 22	R: 1 E: 0 K: 1 S: 9 H: 1 LOB: 0 BB: 0 P: 12	1B: 5 2B: 0 3B: 1 HR: 3 SF: 1 SAC: 0 DP: 1 HBP: 1						

	AB	31
	R	5
	H	9
	RBI	4
	BB	1
	SO	5
	LOB	6

WP: 0 PB: 0 SB: 1 CS: 0 PA: 34

PITCHER		IP	WLS	BF	H	R	ER	SO	BB	IBB	HBP	BLK	WP	HR	S	P	ERA	WHIP
36 Chuck James, L ERA: 4.27	(1, 1)	5.0	L	18	5	3	3	1	0	0	0	0	0	2	41	66	5.40	1.000
46 Manny Acosta, R ERA: 0.84	(6, 1)	2.0		7	2	1	1	1	0	0	0	0	0	1	16	28	4.50	1.000
58 Peter Moylan, R ERA: 1.9	(8, 1)	1.0		5	1	0	0	2	1	0	1	0	0	0	12	22	0.00	2.000
Tyler Yates, R ERA: 4.94	(9, 1)	0.1		2	1	1	1	1	0	0	0	0	0	0	5	7	27.00	3.000
Royce Ring, L ERA: 3.45	(9, 1)	0.2		2	0	0	0	0	0	0	0	0	0	0	4	5	0.00	0.000

PITCHER	IP	WLS	BF	H	R	ER	SO	BB	IBB	HBP	BLK	WP	HR	S	P	ERA	WHIP

Batter	1	2	3	4	5	6	7	8	9	AB	R	H	RBI	BB	SO	LOB
Willie Harris, L (1, 7) OBP: 0.369, SLG: 0.415	B FA 93 C FA 94 B CH 85 X FA 95 2-1 G4-3			S FA 94 B FA 94 S FA 94 F SL 84 B FA 95 B FA 95 S FA 95 3-3 K	X FA 96 0-0 SF8 3-H			C CU 76 B CU 76 F CH 74 C FA 89 1-3 K		2	0	0	1	0	1	0
23 Matt Diaz, R (8, PH) OBP: 0.377, SLG: 0.538 (9, 7)										1	0	0	0	0	1	0
2 Kelly Johnson, L (1, 4) OBP: 0.387, SLG: 0.484	B FA 96 B FA 94 B FA 94 C FA 92 X FA 94 3-1 G1-3			C CH 85 B FA 94 B FA 95 F FA 95 S SL 84 2-3 K	C CH 84 B FA 94 F SL 83 B FA 96 F FA 96 F FA 94 B FA 96 S SL 82 3-3 K			C FA 88 C FA 89 B SL 79 F SL 77 C CU 78 1-3 K		4	0	0	0	0	3	2
10 Chipper Jones, S (1, 5) OBP: 0.415, SLG: 0.582	C CH 85 B FA 96 B FA 94 B CH 84 F FA 95 X FA 94 3-2 F8			C CH 86 B FA 96 B FA 93 B F CH 83 B FA 96 4-2 1B BB		B FA 94 F FA 92 C FA 91 B SL 84 B SL 84 S FA 94 3-3 K			C SL 77 B CH 75 B CU 77 B FA 87 F FA 87 C FA 88 3-3 K	3	0	0	0	1	2	0
Mark Teixeira, S (1, 3) OBP: 0.397, SLG: 0.554		C FA 96 T FA 93 B FA 95 B CH 86 B FA 95 X FA 96 3-2 G6-3		B FA 94 X FA 94 1-0 1-3 1B		C FA 95 S CH 84 B FA 96 S FA 94 1-3 K			C FA 88 C CU 78 S CH 77 0-3 K	4	0	1	0	0	2	0
16 Brian McCann, L (1, 2) OBP: 0.319, SLG: 0.468		B CH 84 X FA 95 1-0 G3-1		C FA 95 C FA 94 B FA 94 B FA 96 B FA 95 S SL 82 3-3 K		B CH 84 B FA 96 F FA 94 B FA 96 F FA 93 X FA 95 3-2 F9			C FA 88 C FA 90 S SL 79 0-3 K	4	0	0	0	0	2	2
7 Jeff Francoeur, R (1, 9) OBP: 0.338, SLG: 0.446		X FA 96 0-0 G5-3			H FA 93 1-0 BB BB SF8 HBP		C FA 95 C FA 96 B CH 86 B CH 86 X FA 97 2-2 G5-4-3 1B			2	1	1	0	0	0	0
Andruw Jones, R (1, 8) OBP: 0.317, SLG: 0.429			X FA 95 0-0 G5-3		1 SAFE B FA 93 B SL 82 B FA 93 C B FA 93 4-1 BB 1-2 BB		B FA 96 F CH 86 S FA 97 C CH 86 1-3 K			2	0	0	0	1	1	1
Chris Woodward, R (1, 6) OBP: 0.248, SLG: 0.269			B FA 94 C FA 93 X SL 83 1-1 G6-3		B FA 93 B FA 92 B C FA 92 X FA 91 3-1 B5		C FA 97 B CH 86 X CH 86 1-1 G5-4-3 1-2f			3	0	0	0	0	0	3
36 Chuck James, L (1, 1) OBP: 0.174, SLG: 0.159 Scott Thorman, L (5, PH) OBP: 0.257, SLG: 0.391 46 Manny Acosta, R (6, 1) 58 Peter Moylan, R (8, 1) Julio Franco, R (8, PH) OBP: 0.320, SLG: 0.287 Tyler Yates, R (9, 1) Royce Ring, L (9, 1)			C FA 95 F FA 95 S SL 84 0-3 K		S CH 82 B CH 83 B CH 85 B FA 94 C FA 93 B FA 94 4-2 1-2 2-3 BB			C FA 87 X CH 74 0-1 F7		1 0 0 0 1 0 0	0 0 0 0 0 0 0	0 0 0 0 0 0 0	0 1 0 0 0 0 0	0 0 0 0 0 0 0	1 0 0 0 0 0 0	0 0 0 0 0 0 0
Inning Stats	R: 0 E: 0 K: 0 S: 7 H: 0 LOB: 0 BB: 0 P: 15	R: 0 E: 0 K: 0 S: 5 H: 0 LOB: 0 BB: 0 P: 9	R: 0 E: 0 K: 1 S: 6 H: 0 LOB: 0 BB: 0 P: 7	R: 0 E: 0 K: 3 S: 13 H: 1 LOB: 2 BB: 1 P: 26	R: 1 E: 0 K: 1 S: 11 H: 0 LOB: 2 BB: 2 P: 26	R: 0 E: 0 K: 2 S: 9 H: 0 LOB: 0 BB: 0 P: 16	R: 0 E: 0 K: 1 S: 8 H: 1 LOB: 0 BB: 0 P: 12	R: 0 E: 0 K: 2 S: 9 H: 0 LOB: 0 BB: 0 P: 11	R: 0 E: 0 K: 3 S: 9 H: 0 LOB: 0 BB: 0 P: 12	1B: 2 2B: 0 3B: 0 HR: 0	SF: 1 SAC: 0 DP: 1 HBP: 1			WP: 0 PB: 0 SB: 0 CS: 0	PA: 32		

PITCHER		IP	WLS	BF	H	R	ER	SO	BB	IBB	HBP	BLK	WP	HR	S	P	ERA	WHIP
34 Mike Pelfrey, R ERA: 5.43	(1, 1)	6.0	W	23	1	1	1	7	3	0	1	0	0	0	51	99	1.50	0.667
59 Guillermo Mota, R ERA: 6.13	(7, 1)	1.0	H	3	1	0	0	1	0	0	0	0	0	0	8	12	0.00	1.000
25 Pedro Feliciano, L ERA: 2.87	(8, 1)	2.0	S	6	0	0	0	5	0	0	0	0	0	0	18	23	0.00	0.000

PITCHER	IP	WLS	BF	H	R	ER	SO	BB	IBB	HBP	BLK	WP	HR	S	P	ERA	WHIP

BOTTOM

New York Mets @ Atlanta Braves

Turner Field, Atlanta, GA

Sat Sep 01 2007, 3:55 PM EDT

Att. 45,611 - Cloudy - 86 F

livebaseballscorecards.com

AB	27
R	1
H	2
RBI	1
BB	3
SO	13
LOB	8

Batter	1	2	3	4	5	6	7	8	9	AB	R	H	RBI	BB	SO	LOB
7 José Reyes, S (1, 6) OBP: 0.369, SLG: 0.437	C FA 93 B FA 91 C FA 93 X FA 94 1-2 ① G3	B FA 92 C FA 92 F SL 89 B FA 93 C FA 93 2-3 ③ K			X FA 91 0-0 1 SH2-3 5 HR 1B		B CU 77 X FA 89 1-0 ① F7		B FA 93 C FA 93 X FA 94 1-1 ③ G4-3	5	1	1	0	0	1	2
1 Luis Castillo, S (1, 4) OBP: 0.351, SLG: 0.344	X FA 93 0-0 5 CS 1B		B FA 93 F FA 93 X CH 86 1-1 ① F8		1 SAFE 1 SAFE X FA 92 0-0 ② SH2-3 1-2		B FA 89 C FA 90 X CH 84 1-1 ② G1-3			3	0	1	0	0	0	0
5 David Wright, R (1, 5) OBP: 0.411, SLG: 0.536	F FA 94 1 SAFE 1 SAFE B SL 88 C SL 87 B FA 92 F SL 89 X FA 92 2-2 ② 1-2 1B		B CU 78 F SL 88 F FA 94 X SL 88 1-2 ② G1-3		X SL 89 0-0 2-H HR		B FA 89 X FA 91 1-0 ③ L6			4	1	2	2	0	0	0
15 Carlos Beltrán, S (1, 8) OBP: 0.363, SLG: 0.532	B SL 90 S CH 85 1 SAFE B FA 92 1 SAFE F FA 92 F SL 90 X CH 86 2-2 ③ F7		B CU 78 B FA 92 F FA 92 B SL 86 X FA 92 3-1 ③ G4-3		X CH 83 0-0 2B			B B CH 81 B FA 90 C FA 89 F FA 90 B CH 83 4-2 18 S BB		3	0	1	0	1	0	1
21 Carlos Delgado, L (1, 3) OBP: 0.326, SLG: 0.438		S FA 93 F FA 91 F FA 92 S FC 91 0-3 ① K		B CH 86 B CH 86 B FA 92 C FA 92 B FA 91 4-1 FC3-6 18 BB BB	S SL 87 F SL 88 B FA 91 B FA 91 F SL 87 S SL 88 2-3 ③ K			C FA 91 1 SAFE B FA 90 C FA 91 F SL 83 1 SAFE S CH 83 1-3 ① K		3	0	0	0	1	3	2
18 Moises Alou, R (1, 7) OBP: 0.376, SLG: 0.482 Aaron Heilman, R (8, 1) 13 Billy Wagner, L (9, 1)		C SL 89 X FA 91 0-1 1B 1B SF8 1B		C SL 88 B SL 88 B SL 87 B SL 86 B FA 94 4-1 FC3-6 1-2 BB		B S FA 93 X FA 93 1-1 FC6-4 1B		C FA 90 C FA 90 B FA 90 1 SAFE S CH 83 1-3 ② K 1-2		3 0 0	1 0 0	2 0 0	0 0 0	1 0 0	1 0 0	1 0 0
Shawn Green, L (1, 9) OBP: 0.328, SLG: 0.407	C FA 92 X 0-1 1B 1-2 1B		B CH 85 S SL 88 B SL 87 C FA 92 B SL 87 F SL 86 F FA 91 X SL 87 3-2 ① FC3-6 G6-3 1-2f 2-3		C FA 91 B FA 92 B SL 87 B X FA 91 3-1 ① F7			B CH 83 F SL 83 B FA 91 C SL 83 B FA 90 F FA 90 X CH 82 3-2 ③ G5-3		4	0	1	0	0	0	4
Paul Lo Duca, R (1, 2) OBP: 0.311, SLG: 0.349	C FA 93 X FA 94 0-1 1-2 2-3 1B		B SL 90 C FA 92 F SL 88 X SL 88 1-2 ② ③ G6-3 1-2f			1 SAFE F FA 91 1 SAFE F FA 92 X SL 86 0-2 ② L6			X SI 92 0-0 ① G1-3	4	0	1	0	0	0	3
Tom Glavine, L (1, 1) OBP: 0.316, SLG: 0.260 Jorge Sosa, R (7, 1) OBP: 0.296, SLG: 0.292 Endy Chavez, L (8, 7) OBP: 0.324, SLG: 0.389		B FA 94 X FA 93 1-0 ② SF8 3-H			B FA 91 B FA 92 C FA 91 F FA 91 S SL 84 2-3 ① K		B FA 89 X FA 90 1-0 ③ FC6-4 1-2f		C FA 93 B FA 94 X FA 94 1-1 ② G1-3	2 0 1	0 0 0	0 0 0	1 0 0	0 0 0	1 0 0	1 0 0
Inning Stats	R: 0 E: 0 K: 0 S: 13 H: 2 LOB: 1 BB: 0 P: 18	R: 1 E: 0 K: 2 S: 14 H: 3 LOB: 2 BB: 0 P: 17	R: 0 E: 0 K: 0 S: 7 H: 0 LOB: 0 BB: 0 P: 12	R: 0 E: 0 K: 0 S: 10 H: 0 LOB: 1 BB: 2 P: 22	R: 2 E: 0 K: 2 S: 11 H: 3 LOB: 1 BB: 0 P: 15	R: 0 E: 0 K: 0 S: 8 H: 1 LOB: 1 BB: 0 P: 13	R: 0 E: 0 K: 0 S: 4 H: 0 LOB: 0 BB: 0 P: 7	R: 0 E: 0 K: 2 S: 13 H: 0 LOB: 1 BB: 1 P: 22	R: 0 E: 0 K: 0 S: 5 H: 0 LOB: 0 BB: 0 P: 7	1B: 7 2B: 1 3B: 0 HR: 1	SF: 1 SAC: 1 DP: 1 HBP: 0			WP: 0 PB: 0 SB: 1 CS: 1	PA: 37		

TOP

New York Mets @ Atlanta Braves

Turner Field, Atlanta, GA

Sun Sep 02 2007, 1:05 PM EDT

Att. 46,242 - Cloudy - 80 F

livebaseballscorecards.com

AB	32
R	3
H	9
RBI	3
BB	3
SO	6
LOB	14

PITCHER		IP	WLS	BF	H	R	ER	SO	BB	IBB	HBP	BLK	WP	HR	S	P	ERA	WHIP
29 John Smoltz, R ERA: 3.09	(1, 1)	7.0	L	30	9	3	3	4	2	0	0	0	0	1	67	104	3.86	1.571
Ron Mahay, L ERA: 2.38	(8, 1)	1.0		4	0	0	0	2	1	0	0	0	0	0	13	22	0.00	1.000
58 Peter Moylan, R ERA: 1.88	(9, 1)	1.0		3	0	0	0	0	0	0	0	0	0	0	5	7	0.00	0.000

PITCHER	IP	WLS	BF	H	R	ER	SO	BB	IBB	HBP	BLK	WP	HR	S	P	ERA	WHIP

New York Mets @ Atlanta Braves

Turner Field, Atlanta, GA

Sun Sep 02 2007, 1:05 PM EDT

Att. 46,242 - Cloudy - 80 F

livebaseballscorecards.com

Batter	1	2	3	4	5	6	7	8	9	AB	R	H	RBI	BB	SO	LOB
19 Yunel Escobar, R (1, 6) OBP: 0.379, SLG: 0.434	C FA 83 B FA 83 X FA 84 1-1 10 F8 23 1B 7 G5-3 1B	C FA 86 B FA 82 B FA 85 B CH 77 S CH 78 F FA 87 F CH 77 X CH 77 3-2 ③ G6-3			C FA 84 F FA 84 B CH 76 B CH 76 F FA 84 F CH 78 B CH 76 B 4-2 23 1B BB		C FA 94 F FA 94 S FA 95 0-3 ② K		1 SAFE C SL 87 1 SAFE 1 SAFE F FA 96 1 SAFE B FA 96 1 SAFE F FA 96 1-2 F SL 85 1 SAFE 1 SAFE X FA 97 ② G3 1-2	4	1	1	0	1	1	3
23 Matt Diaz, R (1, 7) OBP: 0.377, SLG: 0.535	C FA 84 1 SAFE X CH 77 0-1 7 G5-3 BB 1-2 1B		C CH 76 B FA 84 C FA 84 B CH 79 B FA 86 X FA 86 3-2 ① F9		X CH 77 0-0 1-2 1B		X SL 87 0-0 ③ FC6-4 1-2f		C FA 97 F FA 96 X FA 97 0-2 ③ G4-3	5	0	2	0	0	0	2
10 Chipper Jones, S (1, 5) OBP: 0.414, SLG: 0.579	C FA 85 X CH 77 0-1 ① F8 2-3		B CH 79 C FA 85 B FA 82 X CH 78 2-1 ② G6-3		B CH 78 X CH 79 1-0 ③ F9			B CH 83 X FA 92 1-0 7 FC5-4 1B		4	0	1	0	0	0	4
Mark Teixeira, S (1, 3) OBP: 0.398, SLG: 0.552	B CH 78 B FA 86 S CH 78 B FA 86 B CH 78 4-1 7 G5-3 1-2 BB		B CH 77 S CH 77 F FA 85 C CH 78 1-3 ③ K			B CH 76 X FA 83 1-0 ① 1B		C FA 93 B CH 82 B FA 93 F FA 95 B CH 84 S CH 85 3-3 ① K		3	0	1	0	1	2	1
7 Jeff Francoeur, R (1, 9) OBP: 0.336, SLG: 0.443	D CH 79 S FA 86 B CH 78 X CH 77 2-1 ② G5-3 1-2 2-3 3-H			F FA 84 F FA 81 F CH 77 B CH 78 C CH 77 1-3 ① K		X CH 76 0-0 ② F8		B FA 92 X FA 94 1-0 ② FC5-4 FC5-4 1-2f		4	0	0	1	0	1	3
Andruw Jones, R (1, 8) OBP: 0.316, SLG: 0.426	B FA 86 T FA 86 B CH 77 B CH 79 F CH 78 B FA 88 4-2 BB			C CH 76 B CH 70 B CH 78 F FA 84 B CU 66 X CH 76 3-2 ② P6		C FA 83 C FA 83 B CU 69 B CH 76 F CH 77 X CH 77 2-2 E5		X FA 93 0-0 ③ FC5-4 1-2f		3	0	0	0	1	0	1
16 Brian McCann, L (1, 2) OBP: 0.318, SLG: 0.469 Chris Woodward, R (9, PR) OBP: 0.248, SLG: 0.269	B CH 79 B FA 86 F CH 79 X FA 86 2-1 ③ G3			B SL 78 C FA 84 B CH 71 F FA 84 F FA 85 X CH 78 2-2 ③ P4		X FA 84 0-0 ③ F7			B FA 95 X FA 95 1-0 2 1B 2B	4 0	0 1	1 0	0 0	0 0	0 0	4 0
2 Kelly Johnson, L (1, 4) OBP: 0.388, SLG: 0.485		C FA 85 X CH 80 0-1 ① G4-3			B CH 77 B FA 83 X FA 83 2-0 ① F7		S CH 76 B CH 78 X FA 83 1-1 23 FC6-4 1B		B SL 85 C FA 96 C SL 85 D SL 86 F FA 96 X SL 85 2-2 FC3-6 2-H 1B	4	0	2	1	0	0	0
29 John Smoltz, R (1, 1) OBP: 0.109, SLG: 0.111 Julio Franco, R (7, PH) OBP: 0.317, SLG: 0.284 Ron Mahay, L (8, 1) 58 Peter Moylan, R (9, 1) Pete Orr, L (9, PH) OBP: 0.217, SLG: 0.207		C FA 84 B FA 83 S FA 83 X CH 76 1-2 ② G4-3			B FA 82 X CH 76 1-0 ② G5-3		B SL 84 C FA 93 B SL 83 C SL 84 S SL 86 2-3 ① K		1 SAFE X FA 96 0-0 ① FC3-6 19 G3 1-2f	2 1 0 0 1	0 0 0 0 0	0 0 0 0 0	0 0 0 0 0	0 1 0 0 0	0 1 0 0 0	0 1 0 0 2
Inning Stats	R: 1 H: 2 E: 0 LOB: 3 K: 0 BB: 2 S: 13 P: 26	R: 0 H: 0 E: 0 LOB: 0 K: 0 BB: 0 S: 10 P: 14	R: 0 H: 0 E: 0 LOB: 0 K: 1 BB: 0 S: 8 P: 14	R: 0 H: 0 E: 0 LOB: 0 K: 1 BB: 0 S: 11 P: 17	R: 0 H: 1 E: 0 LOB: 2 K: 0 BB: 1 S: 8 P: 16	R: 0 H: 1 E: 1 LOB: 1 K: 0 BB: 0 S: 7 P: 10	R: 0 H: 1 E: 0 LOB: 1 K: 2 BB: 0 S: 9 P: 12	R: 0 H: 1 E: 0 LOB: 1 K: 1 BB: 0 S: 6 P: 11	R: 1 H: 2 E: 0 LOB: 1 K: 0 BB: 0 S: 14 P: 18	1B: 7 SF: 0 2B: 1 SAC: 0 3B: 0 DP: 0 HR: 0 HBP: 0						

	AB	R	H	RBI	BB	SO	LOB
BOTTOM	35	2	8	2	3	5	21

PITCHER		IP	WLS	BF	H	R	ER	SO	BB	IBB	HBP	BLK	WP	HR	S	P	ERA	WHIP
Tom Glavine, L ERA: 4.06	(1, 1)	6.0	W	26	5	1	1	2	3	0	0	0	0	0	59	100	1.50	1.333
Jorge Sosa, R ERA: 4.17	(7, 1)	1.0	H	3	0	0	0	2	0	0	0	0	0	0	7	9	0.00	0.000
Aaron Heilman, R ERA: 3.25	(8, 1)	1.0	H	4	1	0	0	1	0	0	0	0	0	0	6	11	0.00	1.000
13 Billy Wagner, L ERA: 2.58	(9, 1)	1.0	S	5	2	1	1	0	0	0	0	0	0	0	14	18	9.00	2.000

PITCHER	IP	WLS	BF	H	R	ER	SO	BB	IBB	HBP	BLK	WP	HR	S	P	ERA	WHIP

Batter	1	2	3	4	5	6	7	8	9	AB	R	H	RBI	BB	SO	LOB
11 Jimmy Rollins, S (1, 6) OBP: 0.348, SLG: 0.533	B FA 89 B FA 90 C FA 88 B SL 89 F FA 90 F FA 90 X FA 90 3-2 ① F8			C FA 88 F CU 75 B CU 76 B SL 89 B CU 75 C FA 88 3-3 ① K		B CU 75 B FA 88 X FA 88 2-0 ② P4		C FA 96 B CH 88 B SL 89 B FA 96 C FA 96 X FA 96 3-2 ③ F7		4	0	0	0	0	1	1
26 Chase Utley, L (1, 4) OBP: 0.418, SLG: 0.581	C CU 76 B FC 90 S SL 89 F CU 78 X FA 90 1-2 G4-3 1B			B SL 89 B FA 88 X SL 88 2-0 1B 2B		C CU 76 C FA 89 B FA 89 F CU 77 D CU 77 F FA 89 D CU 78 X FA 89 3-2 1-3 1B			B B C FA 94 F FA 95 X FA 96 2-2 ① F8	4	1	3	0	0	0	0
Pat Burrell, R (1, 7) OBP: 0.400, SLG: 0.501	B FA 90 X FA 90 1-0 ②③ G4-3 1-2f			B SL 89 B CU 78 X SL 89 2-0 6 G5-6-3 1B 2-H		X FA 92 0-0 ③ P3			C FA 97 B FA 95 S FA 95 F FA 97 X SL 87 1-2 ② F8	4	0	1	1	0	0	3
6 Ryan Howard, L (1, 3) OBP: 0.384, SLG: 0.566		C CU 75 B FA 89 F SL 88 B CU 76 C CU 76 2-3 ① K		S CU 78 S SL 90 F CU 79 X SL 89 0-2 ②③ G5-6-3 1-2f			B FA 96 F CH 86 C CH 81 S CH 82 1-3 ① K		C FA 97 B SL 85 S SL 86 S 1-3 ③ K	4	0	0	0	0	3	1
Aaron Rowand, R (1, 8) OBP: 0.379, SLG: 0.519		B FA 90 B SL 90 S SL 90 C CU 75 B SL 90 S CU 77 3-3 ② K			B FA 87 F FA 88 S CU 75 B CU 75 F FA 88 B CU 75 X SL 88 3-2 ① G4-3		F FA 97 C SL 81 B FA 97 B CH 86 S SL 83 2-3 ② K			3	0	0	0	0	2	0
28 Jayson Werth, R (1, 9) OBP: 0.423, SLG: 0.483		B FA 90 B FA 91 C FA 90 S FA 90 B SL 91 X SL 90 3-2 ③ G4-3			B SL 89 C FA 90 X FA 89 1-1 ② F8		C FA 98 B SL 83 B FA 98 C FA 98 B FA 97 B FA 98 4-2 BB			2	0	0	0	1	0	0
51 Carlos Ruiz, R (1, 2) OBP: 0.334, SLG: 0.397			X FA 89 0-0 ① B5-3		B C C B X 2-2 ③ F7		S FA 97 1 SAFE B SL 82 X FA 97 1-1 ③ F9			3	0	0	0	0	0	1
Abraham Nunez, S (1, 5) OBP: 0.310, SLG: 0.285 19 Greg Dobbs, L (8, PH) OBP: 0.331, SLG: 0.463 (8, 5)			B FA 87 C CU 76 C CU 74 F SL 88 F CU 76 B SL 88 B CU 75 X FA 89 3-2 ② F8			C FA 88 C CU 75 F CU 76 B SL 87 F CU 76 B CU 76 C CU 74 2-3 ① K		C X FA 96 0-1 ① G4-3		2	0	0	0	0	1	0
										1	0	0	0	0	0	0
Jamie Moyer, L (1, 1) OBP: 0.172, SLG: 0.177 Antonio Alfonseca, R (6, 1) 45 Tom Gordon, R (7, 1) Tadahito Iguchi, R (8, PH) OBP: 0.348, SLG: 0.403 52 Fabio Castro, L (8, 1)			C FA 87 S SL 88 C CU 77 0-3 ③ K			C FA 88 B SL 88 F SL 88 B CU 75 B FA 89 F FA 89 B FA 88 4-2 26 1B BB		B FA 95 B FA 96 X FA 96 2-0 ② F9		1	0	0	0	1	1	0
										0	0	0	0	0	0	0
										0	0	0	0	0	0	0
										1	0	0	0	0	0	0
										0	0	0	0	0	0	0
Inning Stats	R: 0 E: 0 K: 0 S: 9 H: 1 LOB: 0 BB: 0 P: 14	R: 0 E: 0 K: 2 S: 9 H: 0 LOB: 0 BB: 0 P: 17	R: 0 E: 0 K: 1 S: 9 H: 0 LOB: 0 BB: 0 P: 12	R: 1 E: 0 K: 1 S: 9 H: 2 LOB: 0 BB: 0 P: 16	R: 0 E: 0 K: 0 S: 9 H: 0 LOB: 0 BB: 0 P: 15	R: 0 E: 0 K: 1 S: 15 H: 1 LOB: 2 BB: 1 P: 26	R: 0 E: 0 K: 2 S: 10 H: 0 LOB: 1 BB: 1 P: 18	R: 0 E: 0 K: 0 S: 6 H: 0 LOB: 0 BB: 0 P: 11	R: 0 E: 0 K: 1 S: 10 H: 0 LOB: 0 BB: 0 P: 14	1B: 3 2B: 1 3B: 0 HR: 0	SF: 0 SAC: 0 DP: 2 HBP: 0			WP: 0 PB: 0 SB: 0 CS: 0	PA: 31		

TOP

Philadelphia Phillies @ Atlanta Braves

Turner Field, Atlanta, GA

Mon Sep 03 2007, 1:05 PM EDT

Att. 31,592 - Sunny - 85 F

livebaseballscorecards.com

AB	29
R	1
H	4
RBI	1
BB	2
SO	8
LOB	6

PITCHER		IP	WLS	BF	H	R	ER	SO	BB	IBB	HBP	BLK	WP	HR	S	P	ERA	WHIP
Lance Cormier, R ERA: 6.69	(1, 1)	5.2	W	20	4	1	1	5	1	0	0	0	0	0	59	99	1.59	0.882
58 Peter Moylan, R ERA: 1.87	(6, 1)	0.1	H	1	0	0	0	0	0	0	0	0	0	0	1	1	0.00	0.000
46 Manny Acosta, R ERA: 0.77	(7, 1)	1.0	H	4	0	0	0	2	1	0	0	0	0	0	10	18	0.00	1.000
Tyler Yates, R ERA: 4.85	(8, 1)	1.0		3	0	0	0	0	0	0	0	0	0	0	6	11	0.00	0.000
39 Rafael Soriano, R ERA: 3.45	(9, 1)	1.0		3	0	0	0	1	0	0	0	0	0	0	10	14	0.00	0.000

PITCHER	IP	WLS	BF	H	R	ER	SO	BB	IBB	HBP	BLK	WP	HR	S	P	ERA	WHIP

BOTTOM

Philadelphia Phillies @ Atlanta Braves

Turner Field, Atlanta, GA

Mon Sep 03 2007, 1:05 PM EDT

Att. 31,592 - Sunny - 85 F

livebaseballscorecards.com

Batter	1	2	3	4	5	6	7	8	9	AB	R	H	RBI	BB	SO	LOB
19 Yunel Escobar, R (1, 6) OBP: 0.375, SLG: 0.433	C CU 70 X FA 82 0-1 ① F9		C CU 70 B FC 80 B FC 80 X CH 75 2-1 2B		B FA 80 F CH 74 C SL 79 B FA 82 C CH 78 2-3 ① K	B CH 87 X CH 86 1-0 ③ F9		B CU 76 B FA 89 X CH 81 2-0 ③ G6-3		5	0	1	0	0	1	2
23 Matt Diaz, R (1, 7) OBP: 0.379, SLG: 0.532 Tyler Yates, R (8, 1) 39 Rafael Soriano, R (9, 1)	C FC 81 X FC 80 0-1 ② G5-3		B FA 82 B FA 80 2 SAFE F FC 80 B CH 72 F SL 79 F FC 79 B CH 74 4-2 BB		S FA 80 F CU 68 S CU 67 0-3 ② K2-3		B B F B SL 90 F FA 93 B FA 93 4-2 1B 10 1B 7 SF9 BB			2 0 0	1 0 0	0 0 0	0 0 0	2 0 0	1 0 0	0 0 0
10 Chipper Jones, S (1, 5) OBP: 0.414, SLG: 0.580	B FA 81 C FA 81 S CH 72 B CH 73 B CH 73 S CH 74 3-3 ③ K		C FC 80 F SL 82 B FC 80 D CU 69 C SL 80 2-3 ③ K		X FA 80 0-0 2B		1 SAFE B FA 93 T SL 89 C SL 84 F FA 94 X SL 85 1-2 7 SF9 1B 1-2 1B			4	0	2	0	0	2	2
Mark Teixeira, S (1, 3) OBP: 0.401, SLG: 0.553		B C SL 82 C FC 79 F CH 74 B FA 82 X FC 79 2-2 G5-3 1B		C FC 80 B FA 82 B FA 81 C FC 81 B FA 82 F CH 74 B FA 81 4-2 1B 7 1B 16 2B BB	D CU 69 S CH 73 S CH 72 X CH 71 1-2 ③ F9		C FA 92 S SL 92 X FA 95 0-2 1-2 2-3 1B			3	1	2	0	1	0	1
7 Jeff Francoeur, R (1, 9) OBP: 0.335, SLG: 0.442		X CH 74 0-0 ① F8	1 SAFE L SL 79 B FA 80 B FA 81 1 SAFE S FC 80 F CH 74 B FC 80 F FA 81 3-2 X FA 82 1-2 1B 16 2B 1B			C SL 82 F SL 81 F CU 66 B CU 68 C FA 80 1-3 ① K	B FA 94 B FA 94 X FA 95 2-0 ① SF9 2-3 3-H			3	1	1	1	0	1	1
Andruw Jones, R (1, 8) OBP: 0.316, SLG: 0.425		B FA 82 B FC 80 B FA 82 C CH 74 C FA 82 X FA 82 3-2 ② G5-3 1-2	C CU 69 B CU 70 F FA 82 B CH 75 X CH 74 2-2 16 2B 2 SF8 1-2 2-3 1B			B FA 80 B CH 74 C FA 81 X FA 81 2-1 ② F9	B FA 90 X FA 94 1-0 ② L6			4	1	1	0	0	0	3
16 Brian McCann, L (1, 2) OBP: 0.320, SLG: 0.471		C FA 80 F FA 82 B FA 82 S CH 78 1-3 ③ K	F FA 81 B FA 81 X CH 78 1-1 2 SF8 CS 1-3 2-H 3-H 2B			L CU 68 X CH 75 0-1 2 1B 5 1B 1B	B FA 93 B SL 84 X FA 94 2-0 ③ F8			4	1	2	2	0	1	3
2 Kelly Johnson, L (1, 4) OBP: 0.386, SLG: 0.484			B B FA 82 X FC 79 2-0 ① F7	B FA 82 B CH 74 X CH 74 2-0 ① SF8 2-3 3-H		F FA 82 B FA 82 B FC 80 B FC 79 S CH 75 X FA 82 3-2 5 1B 1-3 1B		B F F X 1-2 ① G3-1		3	0	1	1	0	0	0
Lance Cormier, R (1, 1) 58 Peter Moylan, R (6, 1) 5 Brayan Peña, S (6, PH) OBP: 0.250, SLG: 0.375 46 Manny Acosta, R (7, 1) Willie Harris, L (8, 7) OBP: 0.368, SLG: 0.413			C FA 82 X FC 80 0-1 ② F8	P PO 78 C CH 73 S CH 73 S CH 73 1-3 ② ③ K 3-H		B CH 73 C CH 73 B SL 83 C FC 79 F CH 71 B FC 80 X SL 80 3-2 1-2 3-H 1B		X FA 90 0-0 ② F8		2 0 1 0 1	0 0 0 0 0	0 0 1 0 0	0 0 1 0 0	1 0 0 0 0	1 0 0 0 0	1 0 0 0 0
Inning Stats	R: 0 E: 0 K: 1 S: 7 H: 0 LOB: 0 BB: 0 P: 10	R: 0 E: 0 K: 1 S: 11 H: 1 LOB: 1 BB: 0 P: 17	R: 0 E: 0 K: 1 S: 11 H: 1 LOB: 2 BB: 1 P: 21	R: 3 E: 0 K: 1 S: 18 H: 3 LOB: 0 BB: 1 P: 30	R: 0 E: 0 K: 2 S: 10 H: 1 LOB: 1 BB: 0 P: 13	R: 1 E: 0 K: 1 S: 16 H: 3 LOB: 2 BB: 0 P: 26	R: 1 E: 0 K: 0 S: 12 H: 2 LOB: 2 BB: 1 P: 22	R: 0 E: 0 K: 0 S: 5 H: 0 LOB: 0 BB: 0 P: 8		1B: 8 2B: 3 3B: 0 HR: 0 SF: 2 SAC: 0 DP: 0 HBP: 0						

	AB	32
	R	5
	H	11
	RBI	5
	BB	3
	SO	7
	LOB	13

PITCHER		IP	WLS	BF	H	R	ER	SO	BB	IBB	HBP	BLK	WP	HR	S	P	ERA	WHIP
Jamie Moyer, L ERA: 5.13	(1, 1)	5.2	L	27	9	4	4	7	2	0	0	0	0	0	72	115	6.35	1.941
Antonio Alfonseca, R ERA: 5.32	(6, 1)	0.1		1	0	0	0	0	0	0	0	0	0	0	1	2	0.00	0.000
45 Tom Gordon, R ERA: 5.4	(7, 1)	1.0		6	2	1	1	0	1	0	0	0	0	0	12	22	9.00	3.000
52 Fabio Castro, L ERA: 5.59	(8, 1)	1.0		3	0	0	0	0	0	0	0	0	0	0	5	8	0.00	0.000

PITCHER	IP	WLS	BF	H	R	ER	SO	BB	IBB	HBP	BLK	WP	HR	S	P	ERA	WHIP

Philadelphia Phillies @ Atlanta Braves

Turner Field, Atlanta, GA

Tue Sep 04 2007, 7:35 PM EDT

Att. 22,130 - Partly Cloudy - 86 F

TOP

livebaseballscorecards.com

Batter	1	2	3	4	5	6	7	8	9	AB	R	H	RBI	BB	SO	LOB
11 Jimmy Rollins, S (1, 6) OBP: 0.348, SLG: 0.532	B FA 88 B FA 90 B FA 88 C FA 87 X FA 89 3-1 ① F9	B FA 90 B FA 90 C FA 89 B FA 89 X FA 88 3-1 6 BB 2B	C CU 73 X FA 92 0-1 ③ F8		B CU 76 X FA 85 1-0 ③ G4-3			B CH 83 B CH 84 C FA 90 B FA 90 B FA 90 4-1 BB		4	0	1	0	1	0	4
26 Chase Utley, L (1, 4) OBP: 0.416, SLG: 0.575	C CU 72 X CH 77 0-1 ② F9	I IN 66 I IN 68 I IN 70 I 4-0 6 BB IBB		B FA 91 B FA 88 C FA 90 X FA 91 2-1 ① P6		C FA 89 C FA 90 B CU 74 X FA 90 1-2 ① G3-1		1 SAFE C SL 82 X FA 91 0-1 ③ G4-3		4	0	0	0	1	0	1
Pat Burrell, R (1, 7) OBP: 0.401, SLG: 0.499 29 Chris Roberson, S (8, 9) OBP: 0.308, SLG: 0.280	B FA 89 C CH 78 C FA 92 B FA 92 B FA 92 B FA 90 4-2 6 HR BB	X FA 89 0-0 ② F6		B CU 74 B FA 86 B FA 92 C FA 92 B FA 91 4-1 6 G3-5-3 BB		C CU 72 B FA 91 C FA 90 B CU 74 S CU 73 2-3 ② K			F FA 95 B CH 86 B CU 76 B FA 95 F FA 94 B FA 95 4-2 6 BB 1B BB	2 0	1 1	0 0	0 0	2 1	1 0	2 0
6 Ryan Howard, L (1, 3) OBP: 0.386, SLG: 0.571	B CH 74 C CU 74 B FA 91 X CH 75 2-1 1-H HR	B FA 92 B SL 82 B SL 84 B FA 93 4-0 1-2 2-3 BB		X FA 92 0-0 ② ③ G3-5-3 1-2f		B CU 74 C FA 91 S CU 74 B CU 73 S CU 74 2-3 ③ K			1 SAFE B CH 85 B CU 80 B FA 96 1 SAFE B FA 96 4-0 G4-6-3 1B 1-2 BB	3	1	1	2	2	1	1
Aaron Rowand, R (1, 8) OBP: 0.381, SLG: 0.521	B FA 90 B FA 91 B FA 88 X FA 88 3-0 2B	B FA 90 D FA 92 C FA 92 C FA 85 S CU 75 2-3 ③ K			B FA 91 F FA 91 B SL 84 X FA 91 2-1 2B 51 SF8 1B		X FA 96 0-0 ① G3		B FA 96 X FA 96 1-0 1-2 2-H G4-6-3 1B	5	1	3	1	0	1	3
19 Greg Dobbs, L (1, 5) OBP: 0.336, SLG: 0.463 Wes Helms, R (5, PH) OBP: 0.300, SLG: 0.372 (5, 5) Abraham Nunez, S (7, 5) OBP: 0.308, SLG: 0.284	B FA 91 C FA 90 B CU 77 C CH 80 B FA 92 D CH 77 4-2 BB	B FA 92 B FA 91 B FA 90 B FA 88 4-0 51 F9 28 1B BB			C CU 73 1 SAFE B CU 72 X FA 91 1-1 51 SF8 1-3 2B		B FA 96 B FA 95 X FA 95 2-0 ② F8		B FA 96 X FA 96 1-0 ① ② G4-6-3 1-2f 2-3	0 2 1	0 0 0	0 1 0	0 0 0	2 0 0	0 0 0	0 0 2
28 Jayson Werth, R (1, 9) OBP: 0.422, SLG: 0.478 (8, 7)	B FA 91 S FA 90 1 SAFE C FA 91 S FA 91 1-3 ③ K	C FA 91 C FA 92 X CU 74 0-2 1-2 SH2-4 1B			I I IN 80 I 4-0 SH3-4 IBB		C SL 88 B FA 97 B FA 96 C SL 87 F FA 97 B FA 96 S SL 87 3-3 ③ K		B FA 97 C FA 97 B CU 82 B CH 81 C FA 96 X FA 97 3-2 ③ P6	4	0	1	0	1	2	3
51 Carlos Ruiz, R (1, 2) OBP: 0.333, SLG: 0.406		B FA 88 X FA 88 1-0 HR	D FA 91 X FA 91 1-0 ① F9 2-3		C FA 90 X SL 81 0-1 ① SF8 2-3 3-H			C FA 90 B CH 84 X CH 83 1-1 ① G2-3		3	1	1	2	0	0	2
Kyle Lohse, R (1, 1) OBP: 0.149, SLG: 0.133 16 J.C. Romero, S (7, 1) Tadahito Iguchi, R (8, PH) OBP: 0.347, SLG: 0.402 45 Tom Gordon, R (8, 1) 39 Brett Myers, R (9, 1)		C FA 88 X FA 89 0-1 ① P3	C FA 91 X FA 90 0-1 ② SH2-4 1-2		P PO 87 C FA 90 1 SAFE B FA 90 X FA 90 2-1 ② SH3-4 1-2			B FA 89 C FA 90 X FA 91 1-1 ② F8		1 0 1 0 0	0 0 0 0 0	0 0 0 0 0	0 0 0 0 0	0 0 0 0 0	0 0 0 0 0	0 0 0 0 0

Inning Stats	1	2	3	4	5	6	7	8	9
	R: 2 E: 0 K: 1 S: 14	H: 2 LOB: 2 BB: 2 P: 31	R: 1 E: 0 K: 1 S: 9	H: 2 LOB: 3 BB: 2 P: 23	R: 0 E: 0 K: 0 S: 8	H: 1 LOB: 2 BB: 1 P: 13	R: 0 E: 0 K: 0 S: 4	H: 0 LOB: 0 BB: 1 P: 10	R: 1 E: 0 K: 0 S: 10	H: 2 LOB: 2 BB: 1 P: 19	R: 0 E: 0 K: 2 S: 9	H: 0 LOB: 0 BB: 0 P: 14	R: 0 E: 0 K: 1 S: 6	H: 0 LOB: 0 BB: 0 P: 11	R: 0 E: 0 K: 0 S: 7	H: 0 LOB: 1 BB: 1 P: 13	R: 1 E: 0 K: 0 S: 7	H: 1 LOB: 1 BB: 2 P: 20

| | | |

Batter	1	2	3	4	5	6	7	8	9	AB	R	H	RBI	BB	SO	LOB
Willie Harris, L (1, 7) OBP: 0.362, SLG: 0.407	C FA 92 B SL 87 X CH 83 1-1 F8		F SL 88 B CH 86 C SL 87 X FA 94 1-2 G4-3		B FA 94 S SL 87 C FA 92 X FA 93 1-2 F4		C SL 86 B CH 85 B FA 91 X FA 91 2-1 F9		B FA 95 B FA 95 C FA 93 S CU 80 D CU 82 X FA 95 3-2 G4-3	5	0	0	0	0	0	4
2 Kelly Johnson, L (1, 4) OBP: 0.385, SLG: 0.482	C CU 77 C SL 88 X SL 87 0-2 G1-3			C FA 92 B FA 93 F CH 84 S SL 86 1-3 K	S SL 87 F SL 86 B FA 93 X SL 86 1-2 F5		C CH 84 F CH 84 B FA 92 B SL 87 B CH 82 X FA 91 3-2 1B			4	0	1	0	0	1	3
10 Chipper Jones, S (1, 5) OBP: 0.415, SLG: 0.585	X FA 92 0-0 P6			B CU 78 X FA 93 1-0 HR	C SL 86 C SL 86 B SL 87 D CH 85 B CH 83 B SL 86 4-2 1-2 2-3 3-H BB		C CH 79 D CU 79 F FA 91 B CU 81 X CH 80 2-2 G1-3			3	1	1	2	1	0	1
Mark Teixeira, S (1, 3) OBP: 0.398, SLG: 0.547		C CU 75 C CU 76 T SL 85 0-2 K		B FA 93 C FA 92 F SL 86 B SL 87 B FA 93 S CH 84 3-3 K	C SL 86 B FA 92 F FA 93 F SL 86 X FA 94 1-2 G4-3			F SL 90 F SL 89 F FA 94 B SL 84 B SL 89 X FA 95 2-2 F9		4	0	0	0	0	2	3
16 Brian McCann, L (1, 2) OBP: 0.321, SLG: 0.471		X CH 84 0-0 FC6-4 1B		C SL 88 C SL 87 B FA 93 F SL 87 X FA 94 1-2 7 FC5-4 1B		B FA 92 F SL 86 S SL 86 X SL 86 1-2 P4		X FA 94 0-0 L9		4	0	2	0	0	0	0
7 Jeff Francoeur, R (1, 9) OBP: 0.333, SLG: 0.439		B SL 87 C FA 93 F FA 93 F SL 87 F SL 85 F SL 85 B FA 93 X SL 86 2-2 F7		B FA 93 1 SAFE S SL 85 C FA 92 X FA 92 1-2 FC5-4 1-2f		B SL 86 C FA 92 S CU 78 X CU 77 1-2 F7		C SL 91 S CH 84 B SL 90 B FA 94 X SL 86 2-2 F8		4	0	0	0	0	0	2
Andruw Jones, R (1, 8) OBP: 0.319, SLG: 0.427		F FA 93 B FA 94 C SL 86 F FA 93 B SL 86 F SL 86 X FA 94 2-2 FC6-4 1-2f			C CU 78 C CU 77 X SL 85 0-2 19 1B 1B 10 BB 1B	S FA 92 S FA 92 B SL 84 X FA 93 1-2 1B			X FA 94 0-0 23 DI 1B	4	1	3	0	0	0	1
19 Yunel Escobar, R (1, 6) OBP: 0.374, SLG: 0.430			C SL 87 B FA 92 B FA 92 B CH 84 X FA 91 3-1 E9 37 A4 D8		X FA 92 0-0 10 BB 1B 1-2	1 SAFE 1 SAFE D CU 77 C SL 86 1 SAFE C CH 85 D SL 86 F SL 86 S CH 84 2-3 K			C CU 79 C CU 80 B CU 81 S CU 81 1-3 K	4	0	1	0	0	2	2
38 Buddy Carlyle, L 37 Jo-Jo Reyes, L Scott Thorman, L Royce Ring, L Tyler Yates, R Pete Orr, L Ron Mahay, L 46 Manny Acosta, R 23 Matt Diaz, R			S FA 93 M SL 86 2 SAFE B CH 88 C SL 87 1-3 K 2-3		B SL 87 F SL 86 B FA 92 X SL 86 2-1 10 BB 1-2 2-3 1B		X CU 76 0-0 L4		B FA 93 B CU 79 T FA 94 F CU 80 X FA 96 2-2 G6-3 1-2	0 1 1 0 0 1 0 0 0 1	0 0 0 0 0 0 0 0 0 0	0 0 1 0 0 0 0 0 0 0	0 0 0 0 0 0 0 0 0 0	0 0 0 0 0 0 0 0 0 0	0 1 0 0 0 0 0 0 0 0	0 1 0 0 0 0 0 0 0 1
Inning Stats	R: 0 E: 0 K: 0 S: 6 H: 0 LOB: 0 BB: 0 P: 7	R: 0 E: 0 K: 1 S: 15 H: 1 LOB: 1 BB: 0 P: 19	R: 0 E: 1 K: 1 S: 8 H: 0 LOB: 0 BB: 0 P: 13	R: 1 E: 0 K: 2 S: 14 H: 2 LOB: 1 BB: 0 P: 21	R: 1 E: 0 K: 0 S: 18 H: 3 LOB: 3 BB: 1 P: 27	R: 0 E: 0 K: 1 S: 13 H: 1 LOB: 1 BB: 0 P: 18	R: 0 E: 0 K: 0 S: 9 H: 1 LOB: 1 BB: 0 P: 16	R: 0 E: 0 K: 0 S: 8 H: 0 LOB: 0 BB: 0 P: 12	R: 0 E: 0 K: 1 S: 10 H: 1 LOB: 1 BB: 0 P: 16	1B: 8 2B: 0 3B: 0 HR: 1	SF: 0 SAC: 0 DP: 0 HBP: 0					

PITCHER		IP	WLS	BF	H	R	ER	SO	BB	IBB	HBP	BLK	WP	HR	S	P	ERA	WHIP
Kyle Lohse, R ERA: 4.46	(1, 1)	6.2	W	29	8	2	2	5	1	0	0	0	0	1	80	116	2.70	1.350
16 J.C. Romero, L ERA: 2.59	(7, 1)	0.1	H	1	0	0	0	0	0	0	0	0	0	0	3	5	0.00	0.000
45 Tom Gordon, R ERA: 5.19	(8, 1)	1.0	H	3	0	0	0	0	0	0	0	0	0	0	8	12	0.00	0.000
39 Brett Myers, R ERA: 4.7	(9, 1)	1.0	S	4	1	0	0	1	0	0	0	0	0	0	10	16	0.00	1.000

PITCHER	IP	WLS	BF	H	R	ER	SO	BB	IBB	HBP	BLK	WP	HR	S	P	ERA	WHIP

BOTTOM

Philadelphia Phillies @ Atlanta Braves

Turner Field, Atlanta, GA

Tue Sep 04 2007, 7:35 PM EDT
Att. 22,130 - Partly Cloudy - 86 F

livebaseballscorecards.com

AB	36
R	2
H	9
RBI	2
BB	1
SO	6
LOB	18

Philadelphia Phillies @ Atlanta Braves

Turner Field, Atlanta, GA

Wed Sep 05 2007, 1:05 PM EDT

Att. 22,115 - Partly Cloudy - 89 F

livebaseballscorecards.com

Batter	1	2	3	4	5	6	7	8	9	AB	R	H	RBI	BB	SO	LOB
11 Jimmy Rollins, S (1, 6) OBP: 0.348, SLG: 0.533	G3-1	26 SF9 3B	F8			G6-3	26 1B BB		F9	5	1	1	0	1	0	2
26 Chase Utley, L (1, 4) OBP: 0.421, SLG: 0.578	6 F8 1B 1B	SF9		6 BB 1B		BB	1B		51 1B HBP	3	1	3	2	1	0	0
Pat Burrell, R (1, 7) OBP: 0.405, SLG: 0.508	19 BB 28 1B 1B	HR		K		BB	BB		1B	3	2	2	1	2	1	1
56 Geoff Geary, R (7, 1)										0	0	0	0	0	0	0
45 Tom Gordon, R (8, 1)										0	0	0	0	0	0	0
51 Carlos Ruiz, R (8, 2) OBP: 0.335, SLG: 0.408										1	0	1	0	0	0	0
6 Ryan Howard, L (1, 3) OBP: 0.386, SLG: 0.567	F8	2B 1B		G6-4-3 BB		G5-3	G6-3		F7	5	0	1	0	1	0	9
Aaron Rowand, R (1, 8) OBP: 0.381, SLG: 0.522	19 BB 28 1B 1B	2B		G6-4-3			F9	K		5	1	2	1	0	1	2
19 Greg Dobbs, L (1, 5) OBP: 0.338, SLG: 0.462			K		G5-3		28 4 1B 1B		1B	3	1	1	0	1	1	0
29 Chris Roberson, S (7, 9) OBP: 0.333, SLG: 0.308	28 1B BB									1	0	1	0	0	0	0
28 Jayson Werth, R (1, 9) OBP: 0.422, SLG: 0.476			G3		G6-3		4 1B 11 WP 1B		P3	5	1	2	2	0	0	1
(7, 7)	1B															
27 Chris Coste, R (1, 2) OBP: 0.330, SLG: 0.444	G4-3		38 1B 1B		K		P3		F8	5	0	1	0	0	1	5
39 Brett Myers, R (8, 1)										0	0	0	0	0	0	0
38 Kyle Kendrick, R (1, 1) OBP: 0.250, SLG: 0.171		K				G4-3	11 WP 26 1B 1B		F7	3	0	1	0	0	1	0
16 J.C. Romero, S (6, 1)										0	0	0	0	0	0	0
48 Kane Davis, R (6, 1)										0	0	0	0	0	0	0
4 Pete Laforest, L (7, PH) OBP: 0.484, SLG: 0.538										1	1	1	1	0	0	0
Abraham Nunez, S (7, 5) OBP: 0.307, SLG: 0.283										1	0	0	0	0	0	0

| Inning Stats | | | | | | | | | | | | | | |

BOTTOM

Philadelphia Phillies @ Atlanta Braves

Turner Field, Atlanta, GA

Wed Sep 05 2007, 1:05 PM EDT
Att. 22,115 - Partly Cloudy - 89 F

livebaseballscorecards.com

Batter	1	2	3	4	5	6	7	8	9	AB	R	H	RBI	BB	SO	LOB
Willie Harris, L (1, 7) OBP: 0.366, SLG: 0.417 (7, 8)	B FA 88 C FA 87 B FA 88 C FA 88 F FA 89 B FA 89 X FA 89 3-2 10 FC6-4 1B		B FA 89 C FA 88 F SL 82 B FA 90 F SL 81 X FA 91 2-2 ② F7			B FA 89 F FA 88 X FA 89 1-1 HR	B FA 89 C FA 90 F CU 79 B CH 84 B CH 83 F FA 90 F FA 90 X FA 90 3-2 ② F8	B FA 94 C CU 78 D SL 88 B FA 93 F FA 92 B FA 93 4-2 1-2 2-3 3-H BB		4	1	2	2	1	0	1
2 Kelly Johnson, L (1, 4) OBP: 0.386, SLG: 0.483	1 SAFE C FA 88 C 1 SAFE B FA 90 S FA 91 1-3 K ①		F FA 90 B CH 81 B CH 80 X FA 90 2-1 2B			X FA 89 0-0 10 2B 1B	B CU 79 T FA 90 S FA 91 B FA 90 X FA 90 2-2 ③ F8	B CU 79 B FA 93 X FA 92 2-0 P5 ②		5	1	2	0	0	1	5
10 Chipper Jones, S (1, 5) OBP: 0.415, SLG: 0.588 39 Rafael Soriano, R (9, 1)	C FA 90 C SL 84 F FA 91 X FA 91 0-2 ② FC6-4 FC1-6 1-2f		F FA 90 F SL 84 B FA 91 X FA 91 1-2 ③ G4-3			B FA 89 X FA 89 1-0 1-H 2B		7 1B 16 1B 2B F7		5 0	1 0	2 0	1 0	0 0	0 0	5 0
Mark Teixeira, S (1, 3) OBP: 0.396, SLG: 0.542	C FA 90 F FA 90 B FA 92 B CH 81 X FA 91 2-2 ③ FC1-6 1-2f			B FA 88 F FA 89 B SL 83 F FA 90 F FA 90 B FA 91 X CH 87 3-2 ① G6-3		B FA 90 B FA 90 F FA 91 B FA 91 B FA 92 4-1 BB		X FA 93 0-0 ① F9	B CU 77 C CU 76 F FA 91 F FA 87 S CU 80 1-3 ① K	4	0	0	0	1	1	2
16 Brian McCann, L (1, 2) OBP: 0.323, SLG: 0.472 Chris Woodward, R (8, PR) OBP: 0.248, SLG: 0.269 Corky Miller, R (9, 2) OBP: 0.278, SLG: 0.294 5 Brayan Peña, S (9, PH) OBP: 0.240, SLG: 0.360		B FA 88 B FA 89 X FA 89 2-0 19 FC5-4 1B		X FA 88 0-0 ② F7		C FA 92 F FA 92 X CU 81 0-2 ① F7		C FA 93 F FA 95 F FA 94 F FA 94 X FA 95 0-2 1B 7 1B 19 WP 2-3 1B	C CU 79 S FA 92 X CU 82 0-2 ② G3-1	4 0 0 1	0 1 0 0	2 0 0 0	0 0 0 0	0 0 0 0	0 0 0 0	2 0 0 0
7 Jeff Francoeur, R (1, 9) OBP: 0.333, SLG: 0.439	B SL 82 C FA 89 F FA 90 B SL 83 F CH 80 T FA 90 2-2 ① K	B FA 89 T FA 90 X FA 89 1-1 ③ L4	C CU 85 X FA 93 0-1 ② F8	X SL 93 0-0 19 WP 1B 23 1B 1-2 3-H 1B	C FA 93 X CU 80 0-1 14 1B 14 DI 23 2B 1B	5	2	2	1	0	1	3
Andruw Jones, R (1, 8) OBP: 0.317, SLG: 0.425 Jose Ascanio, R (7, 1) Scott Thorman, L (8, PH) OBP: 0.262, SLG: 0.395 14 Martín Prado, R (9, 5) OBP: 0.340, SLG: 0.378	B FA 91 S CH 78 B FA 90 B FA 90 F FA 90 F FA 92 F FA 91 X FA 92 3-2 ② L8	B FA 88 X FA 89 1-0 ① L6	C CU 82 C CH 83 S SL 85 B SL 83 F SL 84 S SL 86 2-3 ③ K	B FA 94 B FA 92 B FA 94 C FA 93 X FA 94 3-1 23 1B 19 WP 1-2 2-3 BB 1B	C FA 92 B FA 93 C CU 80 X CU 80 1-2 19 BB 23 2B 1-3 1B	3 0 1 1	0 0 1 1	0 0 1 1	0 0 0 0	1 0 0 0	0 0 0 0	3 0 0 0
19 Yunel Escobar, R (1, 6) OBP: 0.378, SLG: 0.429	F CH 79 B CU 75 F SL 81 F FA 91 B FA 90 X FA 90 2-2 ③ FC5-4 1-2f	B FA 88 F FA 88 X FA 89 1-1 ② G1-3	C FA 89 B FA 90 B FA 88 X FA 88 2-1 E9 1B	B CU 78 B CU 78 B FA 92 B FA 90 4-0 BB 23 1B 1-2 2-3 3-H BB	B CU 80 B CU 79 B FA 93 B FA 91 4-0 23 2B 1-2 BB	3	1	1	0	2	0	1
15 Tim Hudson, R (1, 1) OBP: 0.265, SLG: 0.273 Pete Orr, L (5, PH) OBP: 0.210, SLG: 0.200 Royce Ring, L (6, 1) Oscar Villarreal, L (7, 1) OBP: 0.250, SLG: 0.250 23 Matt Diaz, R (7, 7) OBP: 0.380, SLG: 0.535		F FA 88 B FA 88 B FA 88 C FA 88 X FA 88 2-2 ① F9	F FA 89 B CH 80 F FA 89 X FA 89 1-2 ③ P6	F FA 89 F CU 77 S FA 89 0-3 ① K	C FA 94 T FA 93 F FA 94 F FA 94 X CH 86 0-2 BB 1-2 2-3 3-H 1B	C CU 81 X CU 81 0-1 1-H 2-H 3-H 2B	1 1 0 0 3	0 0 0 0 0	0 0 0 0 2	0 0 0 0 4	0 0 0 0 0	0 0 0 0 1	0 0 0 0 1
Inning Stats	R: 0 E: 0 K: 1 S: 14 H: 1 LOB: 1 BB: 0 P: 20	R: 0 E: 0 K: 1 S: 14 H: 1 LOB: 1 BB: 0 P: 23	R: 0 E: 0 K: 0 S: 12 H: 1 LOB: 1 BB: 0 P: 19	R: 0 E: 0 K: 0 S: 7 H: 0 LOB: 0 BB: 0 P: 11	R: 0 E: 0 K: 0 S: 6 H: 0 LOB: 0 BB: 0 P: 9	R: 2 E: 0 K: 1 S: 14 H: 3 LOB: 2 BB: 1 P: 22	R: 0 E: 1 K: 1 S: 13 H: 1 LOB: 1 BB: 0 P: 20	R: 4 E: 0 K: 0 S: 23 H: 5 LOB: 3 BB: 2 P: 40	R: 3 E: 0 K: 1 S: 14 H: 3 LOB: 1 BB: 1 P: 20	1B: 10 2B: 4 3B: 0 HR: 1 SF: 0 SAC: 0 DP: 0 HBP: 0						

AB	41
R	9
H	15
RBI	8
BB	4
SO	5
LOB	23

WP: 1 PA: 45
PB: 0
SB: 0
CS: 0

PITCHER		IP	WLS	BF	H	R	ER	SO	BB	IBB	HBP	BLK	WP	HR	S	P	ERA	WHIP
38 Kyle Kendrick, R ERA: 3.78	(1, 1)	5.0		21	6	2	2	2	0	0	0	0	0	1	57	88	3.60	1.200
16 J.C. Romero, L ERA: 2.57	(6, 1)	0.1	H	2	0	0	0	0	1	0	0	0	0	0	4	8	0.00	3.000
48 Kane Davis, R ERA: 4.91	(6, 1)	0.2	H	2	0	0	0	1	0	0	0	0	0	0	6	8	0.00	0.000
56 Geoff Geary, R ERA: 4.91	(7, 1)	1.0		4	1	0	0	1	0	0	0	0	0	0	13	20	0.00	1.000
45 Tom Gordon, R ERA: 6.49	(8, 1)	0.1		5	4	4	4	0	0	0	0	0	0	0	11	15	108.00	12.000

PITCHER		IP	WLS	BF	H	R	ER	SO	BB	IBB	HBP	BLK	WP	HR	S	P	ERA	WHIP
39 Brett Myers, R ERA: 5.09	(8, 1)	1.1	L	11	4	3	3	1	3	0	0	0	1	0	26	45	20.25	5.250

Batter	1	2	3	4	5	6	7	8	9	AB	R	H	RBI	BB	SO	LOB
Nook Logan, S (1, 8) OBP: 0.309, SLG: 0.352	B FA 94 C FA 94 S SL 89 X SL 89 1-2 ① G6-3		X SL 87 0-0 ② G4-3			F FA 94 B CU 77 X SL 86 1-1 ② G1-3		C FA 94 B SL 76 C CU 75 F FA 94 F SL 77 B SL 77 S FA 94 2-3 ② K		4	0	0	0	0	1	2
Felipe Lopez, S (1, 6) OBP: 0.306, SLG: 0.356	C FA 95 T FA 92 F SL 90 B FA 93 F CH 87 B FA 94 S SL 89 2-3 ② K		C FA 93 F SL 87 B SL 88 X FA 92 1-2 ③ G6-3			B CH 85 S SL 87 S SL 88 B FA 92 X FA 92 2-2 ③ G5-3		F FA 93 B SL 78 B CU 76 C FA 94 F FA 95 B SL 78 X FA 94 3-2 ③ F7		4	0	0	0	0	1	2
11 Ryan Zimmerman, R (1, 5) OBP: 0.324, SLG: 0.465	B FA 93 B FA 92 B SL 88 C FA 94 C CH 86 C SL 87 3-3 ③ K			F FA 86 B FA 93 F FA 93 B FA 92 S SL 86 2-3 ① K			C SL 87 C SL 87 B FA 91 T SL 88 1-2 ① K		B B SL 82 C FA 93 F FA 94 S SL 83 2-3 ① K	4	0	0	0	0	4	0
21 Dmitri Young, S (1, 3) OBP: 0.382, SLG: 0.506		F CH 84 B CH 84 B FA 92 S SL 89 B SL 87 B FA 93 4-2 BB		X CH 84 0-0 ② F8			S CU 78 B FA 92 X FA 91 1-1 ② G6-3		C SL 82 S CH 86 X CH 86 0-2 ② L3	3	0	0	0	1	0	0
25 Austin Kearns, R (1, 9) OBP: 0.350, SLG: 0.407		C FA 94 C FA 94 B FA 91 B SL 88 S SL 88 2-3 ① K		C CH 83 F FA 91 F FA 90 F FA 93 S SL 85 0-3 ③ K			B SL 89 C CH 85 F FA 91 B SL 86 B FA 91 F FA 94 F FA 94 X SL 86 3-2 E6		B SL 81 B FA 94 C FA 94 C FA 93 S FA 94 2-3 ③ K	4	0	0	0	0	3	1
26 Wily Mo Peña, R (1, 7) OBP: 0.292, SLG: 0.419		S B SL 90 S SL 87 S SL 86 1-3 ② K			X FA 92 0-0 ① G5-3		F SL 86 F SL 87 B SL 88 F SL 88 S SL 86 1-3 ③ K			3	0	0	0	0	2	2
10 Ronnie Belliard, R (1, 4) OBP: 0.323, SLG: 0.401		F FA 94 B SL 88 C SL 86 B FA 92 B SL 86 S SL 85 3-3 ③ K			B FA 93 F FA 92 B SL 88 S SL 88 B FA 92 F SL 86 X FA 94 3-2 ② F8			C SL 86 C SL 85 F SL 84 B SL 88 F FA 91 X SL 87 1-2 3 G5-3 2B 1B		3	1	1	0	0	1	1
Brian Schneider, L (1, 2) OBP: 0.318, SLG: 0.332 3 Jesus Flores, R (7, 2) OBP: 0.316, SLG: 0.386			B CH 84 B FA 92 B FA 92 B FA 92 4-0 38 SH1-4 BB		B SL 77 S CH 85 X FA 92 1-1 ③ G4-3			C FA 92 T FA 93 X FA 95 0-2 ① G5-3 1-2		1 1	0 0	0 0	0 0	1 0	0 0	0 1
38 Joel Hanrahan, R (1, 1) OBP: 0.273, SLG: 0.636 Micah Bowie, L (4, 1) OBP: 0.091, SLG: 0.091 D'Angelo Jimenez, S (6, PH) OBP: 0.309, SLG: 0.182 Mike Bacsik, L (6, 1) OBP: 0.143, SLG: 0.148 Ryan Church, L (8, PH) OBP: 0.340, SLG: 0.435 48 Ross Detwiler, R (8, 1)			X FA 92 0-0 ① SH1-4 1-2			B FA 93 C FA 91 B FA 92 C SL 86 S SL 84 2-3 ① K		B FA 93 X FA 94 1-0 2-H 2B		0 0 1 0 1 0	0 0 0 0 0 0	0 0 0 0 1 0	0 0 0 0 1 0	0 0 0 0 0 0	0 0 1 0 0 0	0 0 0 0 0 0

TOP

Washington Nationals @ Atlanta Braves

Turner Field, Atlanta, GA

Fri Sep 07 2007, 7:35 PM EDT

Att. 31,116 - Partly Cloudy - 83 F

livebaseballscorecards.com

AB	29
R	1
H	2
RBI	1
BB	2
SO	13
LOB	9

Inning Stats	1	2	3	4	5	6	7	8	9
	R: 0 E: 0 K: 2 S: 11	R: 0 E: 0 K: 3 S: 11	R: 0 E: 0 K: 0 S: 5	R: 0 E: 0 K: 2 S: 9	R: 0 E: 0 K: 0 S: 7	R: 0 E: 0 K: 1 S: 8	R: 0 E: 1 K: 2 S: 14	R: 1 E: 0 K: 1 S: 18	R: 0 E: 0 K: 2 S: 9
	H: 0 LOB: 0 BB: 0 P: 17	H: 0 LOB: 1 BB: 1 P: 21	H: 0 LOB: 1 BB: 1 P: 10	H: 0 LOB: 0 BB: 0 P: 11	H: 0 LOB: 0 BB: 0 P: 11	H: 0 LOB: 0 BB: 0 P: 13	H: 0 LOB: 1 BB: 0 P: 20	H: 2 LOB: 1 BB: 0 P: 25	H: 0 LOB: 0 BB: 0 P: 13

1B: 1	SF: 0	WP: 0
2B: 1	SAC: 1	PB: 0
3B: 0	DP: 0	SB: 0
HR: 0	HBP: 0	CS: 0

PA: 32

PITCHER		IP	WLS	BF	H	R	ER	SO	BB	IBB	HBP	BLK	WP	HR	S	P	ERA	WHIP
29 John Smoltz, R ERA: 3.02	(1, 1)	7.0	W	25	1	1	1	10	2	0	0	0	0	0	70	109	1.29	0.429
58 Peter Moylan, R ERA: 1.85	(8, 1)	1.0		4	1	0	0	1	0	0	0	0	0	0	13	19	0.00	1.000
39 Rafael Soriano, R ERA: 3.34	(9, 1)	1.0		3	0	0	0	2	0	0	0	0	0	0	9	13	0.00	0.000

PITCHER	IP	WLS	BF	H	R	ER	SO	BB	IBB	HBP	BLK	WP	HR	S	P	ERA	WHIP

Batter	1	2	3	4	5	6	7	8	9	AB	R	H	RBI	BB	SO	LOB
Willie Harris, L (1, 7) OBP: 0.366, SLG: 0.415	C FA 89 C FA 90 B FA 92 F SL 83 X FA 92 1-2 F9 ①		B FA 91 B FA 91 F FA 91 B FA 93 B FA 91 4-1 2 BB 10 HR BB	C SL 81 B SL 83 B FA 93 S CH 82 B FA 94 F FA 93 X FA 93 3-2 2' G4-6-3 2-H 3-H 1B		B FA 86 X FA 86 1-0 G4-3 ②		F FA 92 B CU 77 C FA 92 B CU 79 F FA 93 C FA 94 2-3 K ③		4	1	1	0	1	1	1
2 Kelly Johnson, L (1, 4) OBP: 0.385, SLG: 0.480 14 Martín Prado, R (9, 4) OBP: 0.340, SLG: 0.378	C FA 91 B CH 82 B FA 92 F FA 91 C FA 92 2-3 K ②		C FA 92 D SL 83 F FA 93 B CH 82 D FA 92 F FA 93 B FA 93 4-2 10 HR 1-2 BB	B FA 88 C FA 89 X SL 80 1-1 G4-6-3 ② 1-2f ③		C CH 75 F CH 85 X CH 75 0-2 G1-3 ③				3 0	1 0	0 0	0 0	1 0	1 0	1 0
10 Chipper Jones, S (1, 5) OBP: 0.417, SLG: 0.598	B FA 92 C FA 92 B CH 83 X FA 92 2-1 2B		B SL 83 F FA 93 B FA 94 X FA 93 2-1 1-H 2-H HR		C FA 88 X FA 89 0-1 16 G6-4-3 7 1B 1B		F CH 84 B CH 78 B CH 85 S CH 78 X CH 85 2-2 E6 F8 16 SF8			4	3	3	3	0	0	0
Mark Teixeira, S (1, 3) OBP: 0.397, SLG: 0.541	B FA 92 B FA 92 B CH 80 C CH 80 B FA 92 4-1 BB		F CH 82 X FA 93 0-1 F8 ①		X FA 89 0-0 16 G6-4-3 1-2 1B		C CH 85 X CH 79 0-1 F8 ① 2-3			3	0	1	0	1	0	1
16 Brian McCann, L (1, 2) OBP: 0.320, SLG: 0.468	B FA 91 S FA 92 X FA 93 1-1 F8 ③		C CH 81 S FA 92 X FA 94 0-2 P6 ②		X CH 78 0-0 G6-4-3 ① ② 1-2f 2-3		B CH 84 B CH 85 X FA 86 2-0 SF8 ② 3-H			3	0	0	1	0	0	4
7 Jeff Francoeur, R (1, 9) OBP: 0.334, SLG: 0.439		C FA 90 B FA 91 F FA 93 F SL 82 X SL 82 1-2 19 G6-3 1B	F FA 94 F S 0-3 K ③		F SL 80 S FA 90 F FA 90 B FA 90 D SL 83 X CH 82 2-2 BB 3-H 1B		F CH 79 X CH 76 0-1 F9 ③			4	0	2	1	0	1	0
Andruw Jones, R (1, 8) OBP: 0.317, SLG: 0.422		S SL 81 S SL 82 B SL 83 D SL 81 F FA 94 X SL 83 2-2 F7 ①		B FA 91 B FA 92 B FA 92 C FA 92 X FA 92 3-1 E5 29 FC1-5	B FA 90 C SL 80 B SL 82 B SL 81 B SL 80 4-1 1-2 BB			B FA 93 F FA 93 X FA 94 1-1 G4-3 ①		3	0	0	0	1	0	1
19 Yunel Escobar, R (1, 6) OBP: 0.376, SLG: 0.424		B FA 93 1 SAFE X FA 92 1-0 G6-3 ② 1-2		B SL 82 B FA 92 B FA 92 C FA 93 B FA 92 4-1 29 E WP BB	B FA 89 X FA 89 1-0 F8 ③			B FA 94 F FA 94 B FA 94 B FA 93 C FA 93 F FA 94 X FA 93 3-2 E5		3	1	0	0	1	0	3
29 John Smoltz, R (1, 1) OBP: 0.102, SLG: 0.104 58 Peter Moylan, R (8, 1) 23 Matt Diaz, R (8, PH) OBP: 0.379, SLG: 0.533 39 Rafael Soriano, R (9, 1)		S SL 81 C SL 83 S SL 82 0-3 K ③		T CH 88 L SL 82 B SL 81 B FA 92 X SL 82 2-2 FC1-5 ① 1-3 2-3f E		X 0-0 G6-3 ①		B FA 94 F FA 92 X FA 93 1-1 F9 ②		3 0 1 0	1 0 0 0	0 0 0 0	0 0 0 0	1 0 0 0	0 0 1 0	3 0 1 0
Inning Stats	R: 0 E: 0 K: 1 S: 12 H: 1 LOB: 2 BB: 1 P: 22	R: 0 E: 0 K: 1 S: 12 H: 1 LOB: 1 BB: 0 P: 16	R: 3 E: 0 K: 1 S: 14 H: 1 LOB: 0 BB: 2 P: 24	R: 2 E: 2 K: 0 S: 12 H: 1 LOB: 0 BB: 1 P: 25	R: 1 E: 0 K: 0 S: 10 H: 3 LOB: 2 BB: 1 P: 17	R: 0 E: 0 K: 0 S: 5 H: 0 LOB: 0 BB: 0 P: 6	R: 1 E: 1 K: 0 S: 8 H: 0 LOB: 0 BB: 0 P: 12	R: 0 E: 1 K: 1 S: 12 H: 0 LOB: 1 BB: 0 P: 19		1B: 5 2B: 1 3B: 0 HR: 1 SF: 1 SAC: 0 DP: 2 HBP: 0						

PITCHER		IP	WLS	BF	H	R	ER	SO	BB	IBB	HBP	BLK	WP	HR	S	P	ERA	WHIP
38 Joel Hanrahan, R ERA: 5.63	(1, 1)	3.1	L	19	4	5	4	3	4	0	0	0	1	1	48	84	10.80	2.400
Micah Bowie, L ERA: 4.42	(4, 1)	1.2		7	3	1	1	0	1	0	0	0	0	0	12	20	5.40	2.400
Mike Bacsik, L ERA: 4.65	(6, 1)	2.0		7	0	1	0	0	0	0	0	0	0	0	13	18	0.00	0.000
48 Ross Detwiler, L ERA:	(8, 1)	1.0		4	0	0	0	1	0	0	0	0	0	0	12	19	0.00	0.000

PITCHER	IP	WLS	BF	H	R	ER	SO	BB	IBB	HBP	BLK	WP	HR	S	P	ERA	WHIP

BOTTOM

Washington Nationals @ Atlanta Braves

Turner Field, Atlanta, GA

Fri Sep 07 2007, 7:35 PM EDT
Att. 31,116 - Partly Cloudy - 83 F

livebaseballscorecards.com

AB	31
R	7
H	7
RBI	5
BB	5
SO	4
LOB	15

Batter	1	2	3	4	5	6	7	8	9	AB	R	H	RBI	BB	SO	LOB
Nook Logan, S (1, 8) OBP: 0.311, SLG: 0.353	C F FA 91 B CH 80 S CH 81 1-3 ① K		X FA 89 0-0 G6-4-3 1B			B FA 88 X FA 87 1-0 1B 1B	C SI 92 F FA 93 S 0-3 ② K		F FA 96 F SL 89 B SL 89 F FA 95 B FA 95 S FA 94 2-3 ③ K	5	0	2	0	0	3	3
Felipe Lopez, S (1, 6) OBP: 0.306, SLG: 0.355	F FA 91 F FA 91 B FA 92 B CH 80 F FA 91 T FA 91 2-2 ② K		1 SAFE C FA 88 1 SAFE X CH 77 0-1 ②③ G6-4-3 1-2f			1 SAFE X FA 88 0-0 1-2 1B	B FA 91 B FA 94 C FA 93 B FA 94 X FA 94 3-1 ③ FC6-4 1-2f			4	0	1	0	0	1	3
11 Ryan Zimmerman, R (1, 5) OBP: 0.325, SLG: 0.463	B FA 91 B FA 90 F FA 91 B FA 90 B CH 81 4-1 BB			S FA 88 B CH 78 B CH 77 C FA 88 F FA 89 X FA 89 2-2 ① L3		B CH 77 B FA 89 C FA 88 B FA 87 C FA 89 C FA 88 3-3 ② K		B FA 93 B FA 94 B FA 94 B FA 93 4-0 BB		2	0	0	0	2	1	2
21 Dmitri Young, S (1, 3) OBP: 0.379, SLG: 0.501	B FA 89 F FA 89 F FA 89 X CH 79 1-2 ③ G5-3			F FA 89 B FA 90 B FA 89 C FA 89 F FA 89 B FA 89 X FA 90 3-2 ② G5-3		X FA 90 0-0 ③ F8		C FA 86 F SL 81 C 0-3 ① K		4	0	0	0	0	1	4
25 Austin Kearns, R (1, 9) OBP: 0.349, SLG: 0.405		S FA 87 X FA 89 0-1 ① G4-3		B CH 78 C CH 78 B FA 90 X CH 77 2-1 ③ P4			C FA 86 F FA 89 X FA 89 0-2 10 HR 1B	B SL 81 C FA 95 C CH 86 F FA 95 X SL 83 1-2 ② F7		4	1	1	0	0	0	1
26 Wily Mo Peña, R (1, 7) OBP: 0.292, SLG: 0.416		X FA 88 0-0 10 FC5-4 1B			X CH 76 0-0 ① F8 X FA 87 0-0 ② L1		S CH 78 B CH 79 X CH 78 1-1 ① P6	D SL 83 D SL 83 C FA 96 X SL 80 2-1 ③ L5		4	0	1	0	0	0	2
10 Ronnie Belliard, R (1, 4) OBP: 0.323, SLG: 0.407		C FA 88 S CH 77 F FA 90 B CH 76 B FA 90 X CH 78 2-2 ② FC5-4 3 BLK 1-2f					C FA 89 B FA 88 F FA 89 F CH 76 X FA 89 1-2 1-H HR		C FA 96 C FA 96 B SL 90 F SL 89 B FA 97 X 2-2 ① G3-1	4	1	1	2	0	0	1
3 Jesus Flores, R (1, 2) OBP: 0.315, SLG: 0.389		1 SAFE F CH 77 F CH 78 F CH 78 B FA 90 F FA 89 X CH 78 1-2 ③ G6-3 1-2			C FA 89 X FA 90 0-1 ③ G6-3		F CH 79 X CH 78 0-1 1B 2B		C FA 96 C FA 96 C FA 97 0-3 ② K	4	0	1	0	0	1	1
47 Matt Chico, L (1, 1) OBP: 0.150, SLG: 0.150 30 Justin Maxwell, R (6, PH) Jonathan Albaladejo, R (6, 1) Tony Batista, R (7, PH) OBP: 0.366, SLG: 0.342 52 Saul Rivera, S (7, 1) Arnie Munoz, L (7, 1) Winston Abreu, R (8, 1) Ryan Langerhans, L (9, PH) OBP: 0.263, SLG: 0.289			C FA 87 B FA 87 F FA 87 B FA 89 X FA 88 2-2 ① G3		C S B S 1-3 ① K		C FA 89 B FA 89 S CH 77 F CH 77 F FA 91 F CH 78 F CH 75 F FA 90 B CH 76 2-2 X CH 77 FC6-4 2-3 1B		C FA 96 S FA 96 F FA 97 B FA 95 X FA 96 1-2 3B	1 1 0 1 0 0 0 1	0 0 0 0 0 0 0 0	0 0 0 1 0 0 0 1	0 0 0 0 0 0 0 0	0 1 0 0 0 0 0 0	0 0 0 0 0 0 0 0	0 0 0 0 0 0 0 0
Inning Stats	R: 0 E: 0 K: 2 S: 11 H: 0 LOB: 1 BB: 1 P: 19	R: 0 E: 0 K: 0 S: 12 H: 1 LOB: 1 BB: 0 P: 15	R: 0 E: 0 K: 0 S: 6 H: 1 LOB: 0 BB: 0 P: 8	R: 0 E: 0 K: 0 S: 10 H: 0 LOB: 0 BB: 0 P: 17	R: 0 E: 0 K: 0 S: 4 H: 0 LOB: 0 BB: 0 P: 4	R: 0 E: 0 K: 2 S: 9 H: 2 LOB: 2 BB: 0 P: 14	R: 2 E: 0 K: 1 S: 24 H: 4 LOB: 2 BB: 0 P: 31	R: 0 E: 0 K: 1 S: 9 H: 0 LOB: 1 BB: 1 P: 16	R: 0 E: 0 K: 2 S: 15 H: 1 LOB: 1 BB: 0 P: 20	1B: 6 2B: 1 3B: 1 HR: 1 SF: 0 SAC: 0 DP: 1 HBP: 0						WP: 0 PB: 0 SB: 0 CS: 0 PA: 37

PITCHER		IP	WLS	BF	H	R	ER	SO	BB	IBB	HBP	BLK	WP	HR	S	P	ERA	WHIP
36 Chuck James, L ERA: 4.21	(1, 1)	6.1	W	27	8	2	2	4	1	0	0	1	0	1	71	100	2.84	1.421
58 Peter Moylan, R ERA: 1.83	(7, 1)	0.2	H	2	0	0	0	1	0	0	0	0	0	0	5	8	0.00	0.000
46 Manny Acosta, R ERA: 1.32	(8, 1)	1.0		4	0	0	0	1	1	0	0	0	0	0	9	16	0.00	1.000
Tyler Yates, R ERA: 4.7	(9, 1)	1.0		4	1	0	0	2	0	0	0	0	0	0	15	20	0.00	1.000

PITCHER	IP	WLS	BF	H	R	ER	SO	BB	IBB	HBP	BLK	WP	HR	S	P	ERA	WHIP

TOP

Washington Nationals @ Atlanta Braves

Turner Field, Atlanta, GA

Sat Sep 08 2007, 7:05 PM EDT
Att. 36,940 - Cloudy - 86 F

livebaseballscorecards.com

AB	35
R	2
H	9
RBI	2
BB	2
SO	8
LOB	17

BOTTOM

Washington Nationals @ Atlanta Braves

Turner Field, Atlanta, GA

Sat Sep 08 2007, 7:05 PM EDT
Att. 36,940 - Cloudy - 86 F

livebaseballscorecards.com

Batter	1	2	3	4	5	6	7	8	9	AB	R	H	RBI	BB	SO	LOB
19 Yunel Escobar, R (1, 4) (9, 6) OBP: 0.380, SLG: 0.437	X CH 81 0-0 ① F8	B FA 85 B CH 79 C FA 83 C FA 84 C FA 86 2-3 ③ K			B CH 76 F FA 83 C FA 85 X FA 88 1-2 10 E 1B FC5 1B		C FA 87 B SL 83 B FA 88 B SL 84 S CH 88 B FA 89 4-2 10 BB 1B BB	B FA 94 B FA 93 X FA 92 2-0 HR		4	3	2	1	1	1	0
Edgar Renteria, R (1, 6) OBP: 0.393, SLG: 0.487 2 Kelly Johnson, L (8, PH) (9, 4) OBP: 0.384, SLG: 0.479	C FA 84 X FA 84 0-1 1B 7 BB 10 E 1B		F CH 82 B CH 78 X SL 79 1-1 ① F8		B SL 81 1 SAFE X FA 87 1-0 FC5 10 E 1-2 1B		C SL 82 X SL 84 0-1 ① L9	B FA 94 B FA 94 X FA 93 2-0 ② F7		4 1	1 0	2 0	0 0	0 0	0 0	1 0
10 Chipper Jones, S (1, 5) OBP: 0.415, SLG: 0.593 Chris Woodward, R (9, 5) OBP: 0.248, SLG: 0.269	F FA 86 B CH 79 X FA 87 1-1 FC6 7 BB 1B 1-2 SF8		B CH 79 X FA 84 1-0 ② F8		B FA 87 X FA 85 1-0 E8 E 7 HR 1-2 2-3		F FA 90 B FA 90 B CH 83 B SL 84 S SL 89 B FA 90 4-2 7 BB 1B 1-2 FC1-2 BB	B FA 87 B FA 94 S FA 94 F FA 94 X SL 86 2-2 ③ F7		4 0	2 0	0 0	0 0	1 0	0 0	3 0
Mark Teixeira, S (1, 3) OBP: 0.398, SLG: 0.540	B CH 79 C FA 86 X FA 88 1-1 SF8 7 BB 1-2 2-3 1B		X FA 84 0-0 ③ G4-3		F FA 86 F SL 81 F CH 79 B FA 88 B FA 88 D CH 80 X FA 87 3-2 ② FC5 7 HR 1-3 2-3f 3-H		X SL 90 0-0 FC1-2 7 BB 16 BB 1-2 2-H 1B			4	2	2	2	0	0	2
7 Jeff Francoeur, R (1, 9) OBP: 0.337, SLG: 0.444	B SL 80 B FA 86 B FA 86 B FA 85 4-0 1-2 2-3 3-H BB			F S S 0-3 ① K	X CH 79 0-0 2-H 3-H HR		B FA 88 B SL 89 B FA 88 B SL 89 4-0 16 BB FC1-2 1-2 2-3 BB			2	1	1	4	2	1	0
Andruw Jones, R (1, 8) OBP: 0.315, SLG: 0.420	C FA 86 X CH 80 0-1 ② SF8 2-3 3-H			B CH 78 B C FA 83 C FA 84 B SL 80 F FA 85 F FA 85 S FA 85 3-3 ② K	C FA 86 C FA 87 B FA 87 X SL 81 1-2 ③ P3		X FC 90 0-0 ② FC1-2 16 BB 1-2 2-3 3-Hf			3	0	0	1	0	1	3
16 Brian McCann, L (1, 2) OBP: 0.322, SLG: 0.468	C FA 85 X CH 82 0-1 ③ F8			X 0-0 1B		X FA 92 0-0 ① F7	C SL 82 B FA 88 B FA 88 C FA 88 B FA 88 F FA 87 F FA 89 F FA 89 B FA 89 4-2 1-2 2-3 3-H BB			3	0	1	1	1	0	2
23 Matt Diaz, R (1, 7) OBP: 0.375, SLG: 0.526		C FA 84 F CH 78 F FA 86 F SL 81 F FA 88 B CH 81 X CH 81 1-2 ① G5-3		S SL 80 D FA 88 F SL 80 D FA 88 S FA 87 2-3 ③ K		X FA 93 0-0 ② G6-3	B SL 82 B SL 79 X FA 87 2-0 ③ L6			4	0	0	0	0	1	4
36 Chuck James, L (1, 1) OBP: 0.163, SLG: 0.149 58 Peter Moylan, R (7, 1) 46 Manny Acosta, R (8, 1) Scott Thorman, L (8, PH) OBP: 0.261, SLG: 0.394 Tyler Yates, R (9, 1)		F FA 86 S SL 80 F SL 80 B SL 79 B FA 87 S FA 84 2-3 ② K			X FA 83 0-0 ① G3-1	C FA 93 X FA 93 0-1 ③ G5-3		F FA 94 F FA 94 B FA 88 B SL 87 B FA 95 X FA 92 3-2 ① G4-3		3 0 0 1 0	0 0 0 0 0	0 0 0 0 0	0 0 0 0 0	1 0 0 0 0	0 0 0 0 0	0 0 0 0 0
Inning Stats	R: 2 E: 1 K: 0 S: 11 H: 2 LOB: 2 BB: 1 P: 17	R: 0 E: 0 K: 2 S: 13 H: 0 LOB: 0 BB: 0 P: 18	R: 0 E: 0 K: 0 S: 4 H: 0 LOB: 0 BB: 0 P: 6	R: 0 E: 0 K: 3 S: 12 H: 1 LOB: 1 BB: 1 P: 17	R: 4 E: 2 K: 0 S: 14 H: 3 LOB: 0 BB: 0 P: 21	R: 0 E: 0 K: 0 S: 4 H: 0 LOB: 0 BB: 0 P: 4	R: 2 E: 0 K: 0 S: 14 H: 1 LOB: 3 BB: 4 P: 32	R: 1 E: 0 K: 0 S: 8 H: 1 LOB: 0 BB: 0 P: 17		1B: 6 2B: 0 3B: 0 HR: 2	SF: 1 SAC: 0 DP: 0 HBP: 0		WP: 0 PB: 0 SB: 0 CS: 0	PA: 39	

	AB	33
	R	9
	H	8
	RBI	9
	BB	5
	SO	5
	LOB	15

PITCHER		IP	WLS	BF	H	R	ER	SO	BB	IBB	HBP	BLK	WP	HR	S	P	ERA	WHIP
47 Matt Chico, L ERA: 4.61	(1, 1)	5.0	L	24	6	6	0	5	1	0	0	0	0	1	54	79	0.00	1.400
Jonathan Albaladejo, R ERA:	(6, 1)	1.0		3	0	0	0	0	0	0	0	0	0	0	4	4	0.00	0.000
52 Saul Rivera, R ERA: 3.84	(7, 1)	0.2		6	1	2	2	0	3	0	0	0	0	0	8	20	27.00	6.000
Arnie Munoz, L ERA:	(7, 1)	0.1		2	0	0	0	0	1	0	0	0	0	0	6	12	0.00	3.000
Winston Abreu, R ERA: 6.15	(8, 1)	1.0		4	1	1	1	0	0	0	0	0	0	1	8	17	9.00	1.000

PITCHER	IP	WLS	BF	H	R	ER	SO	BB	IBB	HBP	BLK	WP	HR	S	P	ERA	WHIP

Washington Nationals @ Atlanta Braves

Turner Field, Atlanta, GA

Sun Sep 09 2007, 1:05 PM EDT

Att. 31,582 - Sunny - 86 F

livebaseballscorecards.com

Batter	1	2	3	4	5	6	7	8	9	AB	R	H	RBI	BB	SO	LOB
D'Angelo Jimenez, S (1, 6) OBP: 0.326, SLG: 0.225	B FA 88 C FA 88 B FA 88 X FA 89 2-1 F9 ①		B FA 89 B FA 88 F FA 88 X CU 76 2-1 11 G5-3, 10 1B, 2-H, 1B		B CH 80 C FA 87 B FA 88 B SL 88 X FA 88 3-1 F9 ②		L FA 90 B SI 90 1 SAFE 1 SAFE S FA 90 X FA 93 1-2 10 SH1-3, 1-H, 2B	B CH 82 B FA 90 C FA 90 B FA 90 S FA 91 F FA 90 F FA 90 F FA 90 X FA 90 3-2 1-2, 2-H, 1B		5	0	3	3	0	0	0
Jon Rauch, R (8, 1)										0	0	0	0	0	0	0
32 Chad Cordero, R (9, 1)										0	0	0	0	0	0	0
10 Ronnie Belliard, R (1, 4) OBP: 0.322, SLG: 0.405	X FA 89 0-0 P6 ②		B FA 89 X SL 88 1-0 11 G5-3, 1-2, 1B		C FA 88 B SL 88 B SL 87 B CU 78 C SL 86 S CU 77 3-3 K ③		X FA 92 0-0 SH1-3, 2-3 ①	C CH 83 B FA 95 S SL 82 F FA 95 S SL 82 1-3 K ③		4	0	1	0	0	2	2
11 Ryan Zimmerman, R (1, 5) OBP: 0.324, SLG: 0.466	C FA 89 C CU 77 B CU 78 X FA 90 1-2 G6-3 ③		B SL 88 F SL 90 F CU 77 X CU 76 1-2 G5-3, 1-2, 2-3 ②			B CU 75 C SL 86 C CU 74 B SL 88 B FA 89 F FC 89 X FA 89 3-2 G6-3 ①	B X FA 94 1-0 G5-3 ②		B CH 83 B FA 94 C FA 94 X FA 93 2-1 HR	5	1	1	1	0	0	3
21 Dmitri Young, S (1, 3) OBP: 0.384, SLG: 0.506		B FA 88 B FA 88 C FA 88 X SL 88 2-1 2B	I IN 66 I IN 67 I IN 70 I IN 71 4-0 IBB			B FA 88 X FA 88 1-0 25 2B, HR, 1B	I I IN 60 I IN 62 I IN 63 4-0 IBB		C FA 96 X CH 88 0-1 G5-3 ①	2	1	2	0	2	0	0
30 Justin Maxwell, R (7, PR)										0	0	0	0	0	0	0
Luis Ayala, R (7, 1)										0	0	0	0	0	0	0
Arnie Munoz, L (7, 1)										0	0	0	0	0	0	0
Nook Logan, S (8, 8) OBP: 0.310, SLG: 0.351										1	0	0	0	0	0	0
25 Austin Kearns, R (1, 9) OBP: 0.348, SLG: 0.405		B FA 89 S CU 75 B FA 89 C SL 89 F CU 75 S CU 76 2-3 K ①	X SL 88 0-0 G4-3 ③			C FC 88 B SL 87 B SL 88 D CU 79 X SL 87 3-1 1-3, HR, 2B	C FA 92 F CU 76 1 SAFE B SL 78 X SL 79 1-2 F7 ③		B FA 96 B SL 82 C FA 94 X CH 84 2-1 G6-3 ②	5	1	1	0	0	1	6
Ryan Church, L (1, 8) OBP: 0.339, SLG: 0.440		C FA 89 F CU 76 S CU 76 0-3 K ②		C CH 87 B SL 86 S CU 75 S CU 75 1-3 K ①		F SL 89 D CU 78 S CU 78 F CU 77 B SL 89 D CU 77 F FA 89 X CU 77 3-2 2-H, 3-H, HR		F SL 81 X FA 90 0-1 F7 ①	B FA 92 X FA 91 1-0 E3, 3 BB, 26 1B	4	1	1	3	0	2	1
Felipe Lopez, S (8, 6) OBP: 0.305, SLG: 0.354										1	0	0	0	0	0	0
26 Wily Mo Peña, R (1, 7) OBP: 0.290, SLG: 0.411		F SL 90 B CU 74 S CU 76 B CU 75 X CU 77 2-2 F8 ③		F SL 89 B SL 88 X SL 88 1-1 G6-3 ②		S SL 88 B SL 88 S CU 76 S SL 89 1-3 K ②		B CH 82 B CH 83 S CH 82 B FA 90 S CH 83 X CH 83 3-2 L4 ②	1 SAFE 1 SAFE B SL 82 X SL 81 1-0 3 BB, 1-2, 1B	5	0	1	0	0	1	1
3 Jesus Flores, R (1, 2) OBP: 0.323, SLG: 0.388			F SL 86 B SL 87 X CU 74 1-1 57 SH2-4, 1B, 1B	B FA 88 C FA 88 F FA 90 B SL 88 F CU 76 X SL 89 2-2 F8 ③		B FA 89 X SL 88 1-0 G3 ③		B FA 90 B CH 82 B FA 90 C FA 90 C CH 82 B FA 90 4-2 1B, 1B, BB	B CH 85 F SL 80 B SL 80 1 SAFE F CH 84 B SL 83 F CH 83 F CH 84 B SL 82 4-2 1-2, 2-3, BB	3	2	1	0	2	0	0
57 Jason Bergmann, R (1, 1) OBP: 0.129, SLG: 0.100			X FA 86 0-0 SH2-4 ① 1-2		B SL 88 B FA 87 C FA 87 T FA 88 X SL 88 2-2 G6-3 ①		X FA 92 0-0 S, 2B, 1B	B CH 81 F FA 90 S SL 82 B SL 82 X SL 83 2-2 1B, 1-2, 1B	C FA 88 C CU 71 S CU 72 0-3 K ③	1	0	0	0	0	0	0
Ryan Langerhans, L (7, PH) OBP: 0.266, SLG: 0.293										1	1	1	0	0	0	0
Robert Fick, L (7, 3) OBP: 0.293, SLG: 0.288										2	0	1	0	0	1	3

TOP	
AB	39
R	7
H	13
RBI	7
BB	4
SO	7
LOB	16

Inning Stats	1	2	3	4	5	6	7	8	9	1B: 8	SF: 0	WP: 0	PA: 45
	R: 0 E: 0 K: 0 S: 6	R: 0 E: 0 K: 2 S: 12	R: 1 E: 0 K: 0 S: 10	R: 0 E: 0 K: 1 S: 9	R: 0 E: 0 K: 1 S: 8	R: 3 E: 0 K: 1 S: 16	R: 1 E: 0 K: 0 S: 9	R: 1 E: 0 K: 1 S: 20	R: 1 E: 1 K: 1 S: 15	2B: 3 3B: 0 HR: 2	SAC: 2 DP: 0 HBP: 0	PB: 0 SB: 1 CS: 0	
	H: 0 LOB: 0 BB: 0 P: 9	H: 1 LOB: 1 BB: 0 P: 18	H: 3 LOB: 3 BB: 1 P: 19	H: 0 LOB: 0 BB: 0 P: 13	H: 0 LOB: 0 BB: 0 P: 16	H: 3 LOB: 0 BB: 0 P: 28	H: 2 LOB: 2 BB: 1 P: 16	H: 2 LOB: 2 BB: 1 P: 33	H: 2 LOB: 3 BB: 1 P: 25				

PITCHER	IP	WLS	BF	H	R	ER	SO	BB	IBB	HBP	BLK	WP	HR	S	P	ERA	WHIP
Lance Cormier, R (1, 1) ERA: 6.6	6.0	L	26	7	4	4	5	0	1	0	0	0	1	61	103	6.00	1.167
58 Peter Moylan, R (7, 1) ERA: 1.92	1.0		6	2	1	1	0	0	1	0	0	0	0	9	16	9.00	2.000
Ron Mahay, L (8, 1) ERA: 2.47	0.2		5	2	1	1	0	1	0	0	0	0	0	16	28	13.50	4.500
Jose Ascanio, R (8, 1) ERA: 3.97	1.0		7	2	1	1	1	1	0	0	0	0	1	16	27	9.00	3.000
Royce Ring, L (9, 1) ERA: 3.0	0.1		1	0	0	0	1	0	0	0	0	0	0	3	3	0.00	0.000

PITCHER	IP	WLS	BF	H	R	ER	SO	BB	IBB	HBP	BLK	WP	HR	S	P	ERA	WHIP

Washington Nationals @ Atlanta Braves

Turner Field, Atlanta, GA

Sun Sep 09 2007, 1:05 PM EDT

Att. 31,582 - Sunny - 86 F

livebaseballscorecards.com

BOTTOM

Batter	1	2	3	4	5	6	7	8	9	AB	R	H	RBI	BB	SO	LOB
Willie Harris, L (1, 7) OBP: 0.364, SLG: 0.415	B FA 89 C FA 89 B FA 90 B CH 84 C FA 90 X FA 89 3-2 G4-3 10 HR 2B		B FA 89 B FA 89 C FA 88 F FA 89 C CU 77 2-3 ① K		C CH 85 S CU 77 B FA 91 B FA 90 S CH 78 2-3 ② K		F FA 90 F FA 91 C FA 92 0-3 ② K		C FA 89 B SL 80 B FA 89 F FA 89 X FA 90 2-2 ③ G4-3	5	1	1	0	0	3	2
Edgar Renteria, R (1, 6) OBP: 0.391, SLG: 0.484	B FA 90 F SL 85 B FA 90 F FA 90 B FA 90 X FA 91 3-2 ① G4-3 2-3		F SL 86 F FA 90 X FA 92 0-2 ② G3		B FA 91 X FA 90 1-0 ③ F9		B FA 91 B FA 86 B FA 89 B FA 90 4-0 10 FC6-4 BB			3	0	0	0	1	0	1
10 Chipper Jones, S (1, 5) OBP: 0.416, SLG: 0.598	B CU 78 C FA 90 B FA 89 X CH 84 2-1 3-H HR		B CH 85 B FA 90 B FA 91 C FA 90 F FA 90 B CU 76 4-2 2B BB			F FA 90 B FA 90 S FA 90 B CU 77 X FA 90 2-2 ① F7	C CU 74 B CU 74 X FA 88 1-1 ③ FC6-4 1-2f			3	2	1	2	1	0	3
Mark Teixeira, S (1, 3) OBP: 0.398, SLG: 0.549	B FA 90 C FA 91 X FA 91 1-1 ② F9		C FA 90 B CU 76 F SL 85 X FA 90 1-2 1-H 2B			B CU 77 C CH 86 S CU 78 S SL 79 1-3 ② K		C SL 81 F FA 91 B CU 74 B FA 90 X SL 82 2-2 HR		4	1	2	2	0	1	0
16 Brian McCann, L (1, 2) OBP: 0.321, SLG: 0.468	C FA 90 C CU 77 B FA 91 S CU 78 1-3 ③ K		C CU 76 X FA 89 0-1 ③ F7			X FA 91 0-0 2B		B FA 92 C FA 91 X FA 90 1-1 ① F9		4	0	1	0	0	1	1
7 Jeff Francoeur, R (1, 9) OBP: 0.337, SLG: 0.443		B FA 90 X FA 90 1-0 ① F9		B FA 91 F FA 90 B CH 85 B FA 91 F SL 87 X FA 91 3-2 ① F8		F FA 91 X FA 88 0-1 ③ F8		B SL 85 F FA 92 X FA 92 1-1 G6-4-3 1B		4	0	1	0	0	0	1
Andruw Jones, R (1, 8) OBP: 0.314, SLG: 0.419		X CH 87 0-0 ② G5-3		X SL 88 0-0 ② G5-3			B FA 91 F SL 85 S SL 85 X SL 86 1-2 SH1-5-4 2 1B 1B	X SL 82 0-0 ②③ G6-4-3 1-2f		4	0	1	0	0	0	1
2 Kelly Johnson, L (1, 4) OBP: 0.385, SLG: 0.478		B FA 89 B FA 89 B FA 89 C FA 88 B FA 89 4-1 BB		F FA 91 B CU 77 B CU 77 F FA 90 S CU 78 2-3 ③ K			B FA 92 S CH 82 C CH 82 B SL 86 F FA 91 X CH 84 2-2 1-2 SH1-5-4 1B		C FA 87 C SL 78 B CH 77 B FA 90 S FA 89 2-3 ① K	3	0	1	0	1	2	0
Lance Cormier, R (1, 1) 58 Peter Moylan, R (7, 1) Pete Orr, L (7, PH) OBP: 0.210, SLG: 0.200 Ron Mahay, L (8, 1) Jose Ascanio, R (8, 1) Royce Ring, L (9, 1) 23 Matt Diaz, R (9, PH) OBP: 0.373, SLG: 0.524		C FA 89 C SL 84 S CH 78 0-3 ③ K			C FA 88 X SL 86 0-1 ① G5-3		X FA 91 0-0 SH1-5-4 1-2 2-3 ①		B FA 90 C FA 90 F SL 81 B FA 90 S SL 80 2-3 ② K	2 0 0 0 0 0 1	0 0 0 0 0 0 0	0 0 0 0 0 0 0	0 0 0 0 0 0 0	0 0 0 0 0 0 0	1 0 0 0 0 0 1	1 0 0 0 0 0 0
Inning Stats	R: 2 E: 0 K: 1 S: 13 H: 2 LOB: 0 BB: 0 P: 23	R: 0 E: 0 K: 1 S: 6 H: 0 LOB: 1 BB: 1 P: 11	R: 1 E: 0 K: 1 S: 13 H: 1 LOB: 1 BB: 1 P: 20	R: 0 E: 0 K: 1 S: 7 H: 0 LOB: 0 BB: 0 P: 12	R: 0 E: 0 K: 1 S: 6 H: 0 LOB: 0 BB: 0 P: 9	R: 0 E: 0 K: 1 S: 9 H: 1 LOB: 1 BB: 0 P: 12	R: 0 E: 0 K: 1 S: 13 H: 2 LOB: 3 BB: 1 P: 21	R: 1 E: 0 K: 0 S: 8 H: 2 LOB: 0 BB: 0 P: 12	R: 0 E: 0 K: 2 S: 9 H: 0 LOB: 0 BB: 0 P: 15	1B: 3 2B: 3 3B: 0 HR: 2	SF: 0 SAC: 1 DP: 1 HBP: 0	WP: 0 PB: 0 SB: 0 CS: 0	PA: 37			

PITCHER		IP	WLS	BF	H	R	ER	SO	BB	IBB	HBP	BLK	WP	HR	S	P	ERA	WHIP
57 Jason Bergmann, R ERA: 4.31	(1, 1)	6.0	W	24	4	3	3	6	2	0	0	0	0	1	54	87	4.50	1.000
Luis Ayala, R ERA: 3.03	(7, 1)	0.2	H	5	2	0	0	1	1	0	0	0	0	0	11	18	0.00	4.500
Arnie Munoz, L ERA:	(7, 1)	0.1	H	1	0	0	0	0	0	0	0	0	0	0	2	3	0.00	0.000
Jon Rauch, R ERA: 3.89	(8, 1)	1.0	H	4	2	1	1	0	0	0	0	0	0	1	8	12	9.00	2.000
32 Chad Cordero, R ERA: 3.04	(9, 1)	1.0	S	3	0	0	0	2	0	0	0	0	0	0	9	15	0.00	0.000

PITCHER	IP	WLS	BF	H	R	ER	SO	BB	IBB	HBP	BLK	WP	HR	S	P	ERA	WHIP

Batter	1	2	3	4	5	6	7	8	9	AB	R	H	RBI	BB	SO	LOB
19 Yunel Escobar, R (1, 5) OBP: 0.381, SLG: 0.433	B B C F F T 2-2 ① K		C B B B B 4-1 CS BB			B C B B S B 4-2 1-2 BB		C X 0-1 ② G6-3		2	0	0	0	2	1	0
Edgar Renteria, R (1, 6) OBP: 0.388, SLG: 0.479	F B C F F F X 1-2 ② F9		C 1 SAFE B 1-1 ③ CS 1-2	F F F F B S 1-3 ① K		F B F B F F X 2-2 ① L5		C B C F F X 1-2 ③ G6-3		4	0	0	0	0	1	2
23 Matt Diaz, R (1, 7) OBP: 0.369, SLG: 0.518	B X 1-0 ③ L7			X 0-0 ② G6-3		B B F 2 SAFE F F F F C 2-3 ②③ K 2-3			S C B B B S 3-3 ① K	4	0	0	0	0	2	2
Mark Teixeira, S (1, 3) OBP: 0.397, SLG: 0.547		C F B X 1-2 ① P4		F B B X 2-1 7 FC5-4 1B			X 0-0 ① G6-3		X 0-0 ② F9	4	0	1	0	0	0	0
7 Jeff Francoeur, R (1, 9) OBP: 0.338, SLG: 0.443		X 0-0 1B		F C F F X 0-2 ③ FC5-4 1-2f			C B S X 1-2 16 HR 1B		B F X 1-1 ③ F8	4	1	2	0	0	0	1
14 Martín Prado, R (1, 4) OBP: 0.320, SLG: 0.354		C F B 1 SAFE B C 2-3 ② K			B F F B X 2-2 ① G5-3		F B B S X 2-2 ② P3			3	0	0	0	0	1	2
16 Brian McCann, L (1, 2) OBP: 0.321, SLG: 0.474		C F X 0-2 ③ F8			F X 0-1 ② P6		B B F B C X 3-2 1-H HR			3	1	1	2	0	0	1
Willie Harris, L (1, 8) OBP: 0.361, SLG: 0.411		B F X 1-1 ① F7			F B B F B S 3-3 ③ K		C S B S 1-3 ③ K			3	0	0	0	0	2	0
15 Tim Hudson, R (1, 1) OBP: 0.271, SLG: 0.279 2 Kelly Johnson, L (8, PH) OBP: 0.384, SLG: 0.477 46 Manny Acosta, R (8, 1)			C C S 0-3 ② K			S B S F T X 1-2 23 19 BB 1B		F F B F T S 1-3 ① K		2 1 0	0 0 0	1 0 0	0 0 0	1 1 0	0 0 0	0 0 0
Inning Stats	R: 0 H: 0 E: 0 LOB: 0 K: 1 BB: 0 S: 11 P: 15	R: 0 H: 1 E: 0 LOB: 1 K: 1 BB: 0 S: 10 P: 13	R: 0 H: 0 E: 0 LOB: 0 K: 1 BB: 1 S: 7 P: 13	R: 0 H: 1 E: 0 LOB: 1 K: 1 BB: 0 S: 13 P: 16	R: 0 H: 0 E: 0 LOB: 0 K: 1 BB: 0 S: 8 P: 13	R: 0 H: 1 E: 0 LOB: 1 K: 1 BB: 1 S: 17 P: 26	R: 2 H: 2 E: 0 LOB: 0 K: 1 BB: 0 S: 13 P: 20	R: 0 H: 0 E: 0 LOB: 0 K: 1 BB: 0 S: 11 P: 13	R: 0 H: 0 E: 0 LOB: 0 K: 1 BB: 0 S: 6 P: 10	1B: 4 SF: 0 2B: 0 SAC: 0 3B: 0 DP: 0 HR: 1 HBP: 0						WP: 0 PA: 33 PB: 0 SB: 0 CS: 1	

PITCHER		IP	WLS	BF	H	R	ER	SO	BB	IBB	HBP	BLK	WP	HR	S	P	ERA	WHIP
Oliver Pérez, L ERA: 3.42	(1, 1)	7.0	W	26	5	2	2	7	2	0	0	0	0	1	79	116	2.57	1.000
Aaron Heilman, R ERA: 3.07	(8, 1)	1.0	H	3	0	0	0	1	0	0	0	0	0	0	11	13	0.00	0.000
13 Billy Wagner, L ERA: 2.45	(9, 1)	1.0	S	3	0	0	0	1	0	0	0	0	0	0	6	10	0.00	0.000

PITCHER	IP	WLS	BF	H	R	ER	SO	BB	IBB	HBP	BLK	WP	HR	S	P	ERA	WHIP

Atlanta Braves @ New York Mets

Shea Stadium, Flushing, NY

Mon Sep 10 2007, 7:10 PM EDT

Att. 48,557 - Cloudy - 73 F

TOP

livebaseballscorecards.com

AB	30
R	2
H	5
RBI	2
BB	2
SO	9
LOB	8

BOTTOM

Atlanta Braves @ New York Mets

Shea Stadium, Flushing, NY

Mon Sep 10 2007, 7:10 PM EDT

Att. 48,557 - Cloudy - 73 F

Batter	1	2	3	4	5	6	7	8	9	AB	R	H	RBI	BB	SO	LOB
7 José Reyes, S (1, 6) OBP: 0.360, SLG: 0.427	C X 0-1 5 FC5-4 1 15 FC4-6 1B		B X 1-0 ② G4-3			B B C B B 4-1 1 SH1-4 1 S 5 HR BB	B F F 1 SAFE X 1-2 ②③ G4-3-6-4-5 1-2f			3	2	1	0	1	0	1
1 Luis Castillo, S (1, 4) OBP: 0.357, SLG: 0.351	1 SAFE C B 1 SAFE 1 SAFE 1 X 1-1 5 FC5-4 1-2 1B		L B X 1-1 ③ G4-3			B 1 SAFE 1 SAFE B L X 2-1 ① SH1-4 1-3		C X 0-1 ① G3		3	0	1	0	0	0	0
5 David Wright, R (1, 5) OBP: 0.411, SLG: 0.544	C C 2 SAFE X 0-2 ① FC5-4 15 FC4-6 1-2f 2-3			C C B X 1-2 ① G4-3		B B F F X 2-2 3-H HR		B C B B B 4-1 15 S BB		3	1	1	2	1	0	2
15 Carlos Beltrán, S (1, 8) OBP: 0.361, SLG: 0.533	B X 1-0 ② FC4-6 18 FC5-4 1-2f 3-H			B B C F X 2-2 ② G4-3		S X 0-1 ② G3		1 SAFE B S 1 B F S 2-3 ② K 1-2		4	0	0	1	0	1	2
18 Moises Alou, R (1, 7) OBP: 0.384, SLG: 0.526 Endy Chavez, L (9, 7) OBP: 0.304, SLG: 0.362	T 1 SAFE X 0-1 ③ FC5-4 1-2f			X 0-0 ③ G4-3		B S B B X 3-1 3B		S B F C 1-3 ③ K		4 0	0 0	1 0	0 0	0 0	1 0	2 0
Shawn Green, L (1, 3) OBP: 0.330, SLG: 0.413		C B C X 1-2 ① G6-3			B B F B X 3-1 ① G3	B B C F F B B 4-2 BB				2	0	0	0	1	0	0
Paul Lo Duca, R (1, 2) OBP: 0.314, SLG: 0.367		B C S F X 1-2 ② G3-1			B C C X 1-2 1B	C 1 SAFE C F X 0-2 ③ G4-3				3	0	1	0	0	0	2
Lastings Milledge, R (1, 9) OBP: 0.343, SLG: 0.437		B C T B X 2-2 ③ G4-3			C T B T 1-2 ② K		X 0-0 ① L9			3	0	0	0	0	1	1
Oliver Pérez, L (1, 1) OBP: 0.154, SLG: 0.154 Ruben Gotay, S (7, PH) OBP: 0.370, SLG: 0.448 Aaron Heilman, R (8, 1) 13 Billy Wagner, L (9, 1)			B C X 1-1 ① G4-3		F X 0-1 ③ F7		B C F H 2-2 7 1-3-4-5 HBP			2 0 0 0	0 0 0 0	0 0 0 0	0 0 0 0	0 0 0 0	0 0 0 0	1 0 0 0
Inning Stats	R: 1 H: 2 E: 0 LOB: 1 K: 0 BB: 0 S: 10 P: 12	R: 0 H: 0 E: 0 LOB: 0 K: 0 BB: 0 S: 10 P: 14	R: 0 H: 0 E: 0 LOB: 0 K: 0 BB: 0 S: 5 P: 8	R: 0 H: 0 E: 0 LOB: 0 K: 0 BB: 0 S: 7 P: 10	R: 0 H: 1 E: 0 LOB: 1 K: 1 BB: 0 S: 10 P: 15	R: 2 H: 2 E: 0 LOB: 2 K: 0 BB: 2 S: 17 P: 32	R: 0 H: 0 E: 0 LOB: 0 K: 0 BB: 0 S: 6 P: 9	R: 0 H: 0 E: 0 LOB: 1 K: 2 BB: 1 S: 9 P: 16		1B: 3 SF: 0 2B: 0 SAC: 1 3B: 1 DP: 1 HR: 1 HBP: 1				WP: 0 PA: 32 PB: 0 SB: 2 CS: 0		

	AB	27
	R	3
	H	5
	RBI	3
	BB	3
	SO	3
	LOB	11

livebaseballscorecards.com

PITCHER		IP	WLS	BF	H	R	ER	SO	BB	IBB	HBP	BLK	WP	HR	S	P	ERA	WHIP
15 Tim Hudson, R ERA: 3.48	(1, 1)	7.0	L	28	5	3	3	1	2	0	1	0	0	1	65	100	3.86	1.000
46 Manny Acosta, R ERA: 1.23	(8, 1)	1.0		4	0	0	0	2	1	0	0	0	0	0	9	16	0.00	1.000

PITCHER		IP	WLS	BF	H	R	ER	SO	BB	IBB	HBP	BLK	WP	HR	S	P	ERA	WHIP

Atlanta Braves @ New York Mets

Shea Stadium, Flushing, NY

Tue Sep 11 2007, 7:10 PM EDT

Att. 48,732 - Cloudy - 74 F

TOP

livebaseballscorecards.com

Batter	1	2	3	4	5	6	7	8	9	AB	R	H	RBI	BB	SO	LOB
2 Kelly Johnson, L (1, 4) OBP: 0.385, SLG: 0.475	F7		19 HR BB	19 FC6-4 1B 1-2 2-H 3-H	19 1B BB		F7		G4-3	4	1	1	2	2	0	0
19 Yunel Escobar, R (1, 5) (8, 6) OBP: 0.380, SLG: 0.442	F9		1-H HR	FC6-4 FC5-2 HR 1-2f 2-3	1-2 2-3 1B			G5-3	L8	6	2	2	2	0	0	2
Edgar Renteria, R (1, 6) OBP: 0.386, SLG: 0.476 14 Martin Prado, R (8, 5) OBP: 0.314, SLG: 0.347	G5-3		K	FC5-2 HR 1-2 3-H	F7			16 BB 7 2B 1B 1B	G6-3	5 1	2 0	1 0	0 0	0 0	1 0	5 0
Mark Teixeira, S (1, 3) OBP: 0.399, SLG: 0.554		16 2B BB 1B	F9	1-H 2-H HR		G3		16 BB 7 2B 1-2 1B		5	3	3	3	0	0	0
16 Brian McCann, L (1, 2) OBP: 0.324, SLG: 0.478		BB 38 F8-2 1-3 2B	G6-3	G1-3		2B		7 2B G4-3 1-2 2-3 BB		4	1	2	0	1	0	0
7 Jeff Francoeur, R (1, 9) OBP: 0.341, SLG: 0.446		BB BB		BB 38 HBP 1B	G5-3 1B BB	P4		G4-3 1-3 2-H 3-H 2B		3	2	2	2	2	0	1
Andruw Jones, R (1, 8) OBP: 0.315, SLG: 0.416	K			38 1B BB 2 1B 1-2 HBP	G5-3 1-2	K		G4-3 IBB		3	1	0	0	1	2	5
Willie Harris, L (1, 7) OBP: 0.364, SLG: 0.410		BB 1-2 2-3 3-H		38 1B 2 1B 1-2 2-3 BB	19 1B 38 SH2-3 2-H 1B		F8	G4-3 1-2 2-3 3-H		3	1	1	3	2	0	2
38 Buddy Carlyle, L (1, 1) OBP: 0.143, SLG: 0.143 58 Peter Moylan, R (5, 1) Chris Woodward, R (7, PH) OBP: 0.246, SLG: 0.267 Tyler Yates, R (7, 1) 5 Brayan Peña, S (8, PH) OBP: 0.231, SLG: 0.346 Jose Ascanio, R (8, 1) 39 Rafael Soriano, R (9, 1)		F8-2 3-H		19 FC6-4 2 1B FC5-2 1-2 2-3 3-H 1B	SH2-3 1-2		G5-3	F9		2 0 1 0 1 0 0	0 0 0 0 0 0 0	1 0 0 0 0 0 0	1 0 0 0 0 0 0	0 0 0 0 0 0 0	0 0 0 0 2 0 0	3 0 0 0 0 0 0

Inning Stats	1	2	3	4	5	6	7	8	9
	R: 0 E: 0 K: 0 S: 7	H: 0 LOB: 0 BB: 0 P: 10	R: 1 E: 0 K: 1 S: 14	H: 2 LOB: 2 BB: 2 P: 24	R: 2 E: 0 K: 1 S: 9	H: 1 LOB: 0 BB: 1 P: 15	R: 6 E: 0 K: 0 S: 19	H: 4 LOB: 0 BB: 1 P: 37	R: 1 E: 0 K: 0 S: 15	H: 2 LOB: 3 BB: 2 P: 32	R: 0 E: 0 K: 1 S: 7	H: 1 LOB: 1 BB: 0 P: 8	R: 0 E: 0 K: 0 S: 5	H: 0 LOB: 0 BB: 0 P: 7	R: 3 E: 0 K: 0 S: 12	H: 3 LOB: 2 BB: 2 P: 28	R: 0 E: 0 K: 0 S: 6	H: 0 LOB: 0 BB: 0 P: 10

	AB	38
	R	13
	H	13
	RBI	13
	BB	8
	SO	3
	LOB	20

	1B: 8	SF: 0	WP: 0	PA: 48
	2B: 4	SAC: 1	PB: 0	
	3B: 0	DP: 1	SB: 0	
	HR: 2	HBP: 1	CS: 0	

PITCHER		IP	WLS	BF	H	R	ER	SO	BB	IBB	HBP	BLK	WP	HR	S	P	ERA	WHIP
26 Orlando Hernandez, R ERA: 3.75	(1, 1)	3.0	L	19	6	8	8	2	4	0	1	0	0	1	42	74	24.00	3.333
Aaron Sele, R ERA: 5.26	(4, 1)	1.0		4	1	1	1	0	0	0	0	0	0	1	7	12	9.00	1.000
34 Mike Pelfrey, R ERA: 5.23	(5, 1)	2.0		11	3	1	1	1	2	0	0	0	0	0	22	40	4.50	2.500
36 Willie Collazo, L ERA: 5.79	(7, 1)	2.0		11	3	3	3	0	1	1	0	0	0	0	17	35	13.50	2.000
Philip Humber, R ERA: 3.0	(9, 1)	1.0		3	0	0	0	0	0	0	0	0	0	0	6	10	0.00	0.000

Atlanta Braves @ New York Mets

Shea Stadium, Flushing, NY

Tue Sep 11 2007, 7:10 PM EDT

Att. 48,732 - Cloudy - 74 F

BOTTOM

Batter	1	2	3	4	5	6	7	8	9	AB	R	H	RBI	BB	SO	LOB
7 José Reyes, S (1, 6) OBP: 0.362, SLG: 0.434	1-2 SH 1, FC1-5 5, 2B		0-3 K ①		0-0 2B		1-1 5, 2B 2B		3-2 P6 ②	5	1	3	0	0	1	0
1 Luis Castillo, S (1, 4) OBP: 0.354, SLG: 0.348	1-1 SH, FC1-5 5 2-3		2-2 G4-3 ②		2-1 F7 ①		3-3 K ②		0-0 G4-3 ③	4	0	0	0	0	1	2
5 David Wright, R (1, 5) OBP: 0.411, SLG: 0.544	0-2 FC1-5 ① 1-2 3-3		0-1 L6 ③		4-1 BB		0-0 2B 2-H			3	0	1	1	1	0	2
15 Carlos Beltrán, S (1, 8) OBP: 0.360, SLG: 0.533 Carlos Gómez, R (9, 8) OBP: 0.300, SLG: 0.330	3-3 K ②			2-2 18, 1B SF9 2B	1-3 K ②		2-0 P6 ③			4 0	1 0	1 0	0 0	0 0	2 0	5 0
18 Moises Alou, R (1, 7) OBP: 0.385, SLG: 0.537 Endy Chavez, L (9, 7) OBP: 0.304, SLG: 0.362	2-2 F9 ③			0-0 HR 2-3 1B	2-2 G5-3 ③			0-0 HR		4 0	2 0	2 0	1 0	0 0	0 0	4 0
Jeff Conine, R (1, 3) OBP: 0.316, SLG: 0.391		3-1 L5 ①		2-2 SF9 ① 3-H		1-1 G5-3 ①		1-2 L7 ①		3	0	0	1	0	0	0
Paul Lo Duca, R (1, 2) OBP: 0.314, SLG: 0.374 36 Willie Collazo, L (7, 1) 9 Marlon Anderson, L (8, PH) OBP: 0.352, SLG: 0.451 Philip Humber, R (9, 1)		0-3 K ②		0-0 HR 1-H		0-2 F7 ②		0-3 K ②		3 0 1 0	1 0 0 0	1 0 0 0	2 0 0 0	0 0 1 0	1 0 0 0	0 0 0 0
Lastings Milledge, R (1, 9) OBP: 0.341, SLG: 0.432		2-0 1B		0-0 G1-3 ②		2-1 G4-3 ③		1-3 K ③		4	0	1	0	0	1	0
26 Orlando Hernandez, R (1, 1) OBP: 0.167, SLG: 0.208 Aaron Sele, R (4, 1) Shawn Green, L (4, PH) OBP: 0.329, SLG: 0.412 34 Mike Pelfrey, R (5, 1) OBP: 0.111, SLG: 0.059 Sandy Alomar Jr., R (7, 2) OBP: 0.143, SLG: 0.190	1-2 L1 ③			1-1 G6-3 ③			0-0 G6-3 ①		2-3 K ①	1 0 1 0 2	0 0 0 0 0	0 0 0 0 0	0 0 0 0 0	0 0 0 0 0	1 0 0 0 1	1 0 0 0 0
Inning Stats	R: 0 E: 1 K: 1 S: 15 H: 1 LOB: 2 BB: 0 P: 22	R: 0 E: 0 K: 1 S: 10 H: 1 LOB: 1 BB: 0 P: 16	R: 0 E: 0 K: 1 S: 10 H: 0 LOB: 0 BB: 0 P: 12	R: 3 E: 0 K: 0 S: 14 H: 3 LOB: 0 BB: 0 P: 19	R: 0 E: 0 K: 1 S: 11 H: 1 LOB: 2 BB: 1 P: 20	R: 0 E: 0 K: 0 S: 7 H: 0 LOB: 0 BB: 0 P: 10	R: 1 E: 0 K: 1 S: 8 H: 2 LOB: 1 BB: 0 P: 14	R: 1 E: 0 K: 2 S: 12 H: 1 LOB: 0 BB: 0 P: 14	R: 0 E: 0 K: 1 S: 9 H: 0 LOB: 0 BB: 0 P: 14	1B: 2 2B: 5 3B: 0 HR: 2	SF: 1 SAC: 1 DP: 0 HBP: 0			WP: 0 PB: 0 SB: 0 CS: 0	PA: 38		

livebaseballscorecards.com

AB	35
R	5
H	9
RBI	5
BB	1
SO	8
LOB	14

PITCHER		IP	WLS	BF	H	R	ER	SO	BB	IBB	HBP	BLK	WP	HR	S	P	ERA	WHIP
38 Buddy Carlyle, R ERA: 5.26	(1, 1)	4.1		21	6	3	3	3	1	0	0	0	0	1	53	79	6.23	1.615
58 Peter Moylan, R ERA: 1.88	(5, 1)	1.2	W	5	0	0	0	1	0	0	0	0	0	0	14	20	0.00	0.000
Tyler Yates, R ERA: 4.76	(7, 1)	1.0		5	2	1	1	1	0	0	0	0	0	0	8	14	9.00	2.000
Jose Ascanio, R ERA: 4.38	(8, 1)	1.0		4	1	1	1	2	0	0	0	0	0	1	12	14	9.00	1.000
39 Rafael Soriano, R ERA: 3.29	(9, 1)	1.0		3	0	0	0	1	0	0	0	0	0	0	9	14	0.00	0.000

PITCHER	IP	WLS	BF	H	R	ER	SO	BB	IBB	HBP	BLK	WP	HR	S	P	ERA	WHIP

Batter	1	2	3	4	5	6	7	8	9	AB	R	H	RBI	BB	SO	LOB
2 Kelly Johnson, L (1, 4) OBP: 0.382, SLG: 0.470	C F B B X 2-2 ① G3		B C B S F B X 3-2 ③ F8		C B X 1-1 ② P4			B F X 1-1 ① F9	C B C X 1-2 ③ G1	5	0	0	0	0	0	1
19 Yunel Escobar, R (1, 5) OBP: 0.375, SLG: 0.436	X 0-0 ② G4-3			C C B B S 2-3 ① K	C F B B X 2-2 ③ G6-3			X 0-0 ② G4-3		4	0	0	0	0	1	0
Edgar Renteria, R (1, 6) OBP: 0.387, SLG: 0.475	B S S S B F S 2-3 ③ K			S F F B B F S 2-3 ② K		C F B X 1-2 1B		B B B B 4-0 1B 7 1B BB		3	1	1	0	1	2	0
Mark Teixeira, S (1, 3) OBP: 0.400, SLG: 0.554		F X 0-1 ① G4-3		C B B X 2-1 7 BB 16 BB BB 1B		S 1 SAFE F B S 1-3 ① K		C B B F X 2-2 16 BB 7 1B 1-3 1B		4	2	2	0	0	1	1
16 Brian McCann, L (1, 2) OBP: 0.325, SLG: 0.476 Pete Orr, L (8, PR) OBP: 0.210, SLG: 0.200 18 Clint Sammons, R (8, 2)		C B B F X 2-2 ② F8		F B B F B F B 4-2 BB 7 BB 1-2 BB		C X 0-1 ② F7		B F B B B 4-1 7 E 7 1B 1-2 BB		2 0 0	0 0 0	0 0 0	0 0 0	2 0 0	0 0 0	1 0 0
7 Jeff Francoeur, R (1, 9) OBP: 0.342, SLG: 0.446		B C B F S 2-3 ③ K		C B B B F B 4-2 BB 1-2 2-3 BB		X 0-0 ③ G1-3		B S F F F D X 2-2 E7 1-3 2-H 3-H 1B		3	0	1	2	1	1	1
Andruw Jones, R (1, 8) OBP: 0.315, SLG: 0.414			B F S X 1-2 ① L4	B B B C B 4-1 23 FC6-4 1-2 2-3 3-H BB			X 0-0 ① G6-3	1 SAFE C B C 1 S 1-3 ③ K		3	0	0	1	1	1	2
23 Matt Diaz, R (1, 7) OBP: 0.368, SLG: 0.514			C B C X 1-2 29 SH1-4 1B	B X 1-0 ③ FC6-4 1-2f				C C B B X 2-2 ② F9	C S B X 1-2 ① F9	4	0	1	0	0	0	3
29 John Smoltz, R (1, 1) OBP: 0.100, SLG: 0.102 Scott Thorman, L (7, PH) OBP: 0.260, SLG: 0.392 Ron Mahay, L (7, 1) 46 Manny Acosta, R (8, 1) 14 Martín Prado, R (9, PH) OBP: 0.308, SLG: 0.340			X 0-0 ② SH1-4 1-2		C F B B F F X 2-2 ① L9			C B S X 1-2 ③ G3	C B B B C C X 3-2 ② G4-3	1 1 0 0 1	0 0 0 0 0	0 0 0 0 0	0 0 0 0 0	0 0 0 0 0	0 0 0 0 0	0 0 0 0 0
Inning Stats	R: 0 E: 0 K: 1 S: 8 H: 0 LOB: 0 BB: 0 P: 12	R: 0 E: 0 K: 1 S: 8 H: 0 LOB: 0 BB: 0 P: 12	R: 0 E: 0 K: 0 S: 11 H: 1 LOB: 1 BB: 0 P: 16	R: 1 E: 0 K: 2 S: 17 H: 1 LOB: 3 BB: 3 P: 36	R: 0 E: 0 K: 0 S: 10 H: 0 LOB: 0 BB: 0 P: 15	R: 0 E: 0 K: 1 S: 9 H: 1 LOB: 1 BB: 0 P: 11	R: 0 E: 0 K: 0 S: 7 H: 0 LOB: 0 BB: 0 P: 10	R: 2 E: 1 K: 1 S: 15 H: 2 LOB: 2 BB: 2 P: 29	R: 0 E: 0 K: 0 S: 9 H: 0 LOB: 0 BB: 0 P: 14	1B: 5 2B: 0 3B: 0 HR: 0 SF: 0 SAC: 1 DP: 0 HBP: 0						

PITCHER		IP	WLS	BF	H	R	ER	SO	BB	IBB	HBP	BLK	WP	HR	S	P	ERA	WHIP
33 John Maine, R ERA: 3.72	(1, 1)	6.0		24	3	1	1	5	3	0	0	0	0	0	63	102	1.50	1.000
Jorge Sosa, R ERA: 4.15	(7, 1)	1.0	H	3	0	0	0	0	0	0	0	0	0	0	7	10	0.00	0.000
Aaron Heilman, R ERA: 3.28	(8, 1)	0.2	H	4	1	2	2	0	1	0	0	0	0	0	6	13	27.00	3.000
25 Pedro Feliciano, L ERA: 2.88	(8, 1)	0.0		1	0	0	0	0	1	0	0	0	0	0	1	5	∞	∞
59 Guillermo Mota, R ERA: 5.79	(8, 1)	0.1	W	2	1	0	0	1	0	0	0	0	0	0	8	11	0.00	3.000

PITCHER		IP	WLS	BF	H	R	ER	SO	BB	IBB	HBP	BLK	WP	HR	S	P	ERA	WHIP
13 Billy Wagner, L ERA: 2.42	(9, 1)	1.0	S	3	0	0	0	0	0	0	0	0	0	0	9	14	0.00	0.000

Atlanta Braves @ New York Mets

Shea Stadium, Flushing, NY

Wed Sep 12 2007, 7:10 PM EDT

Att. 51,648 - Partly Cloudy - 73 F

TOP

livebaseballscorecards.com

AB	31
R	3
H	5
RBI	3
BB	5
SO	6
LOB	9

PA: 37

WP: 0 PB: 0 SB: 0 CS: 0

BOTTOM

Atlanta Braves @ New York Mets

Shea Stadium, Flushing, NY

Wed Sep 12 2007, 7:10 PM EDT

Att. 51,648 - Partly Cloudy - 73 F

Batter	1	2	3	4	5	6	7	8	9	AB	R	H	RBI	BB	SO	LOB
7 José Reyes, S (1, 6) OBP: 0.363, SLG: 0.434	F7		WP; 5; 9 S; 15 SF9; 1B	F7			9 G4-6-3; 1B; 3-H			4	1	2	1	0	0	2
9 Marlon Anderson, L (1, 3) OBP: 0.347, SLG: 0.477	F8		1 SAFE; 1 SAFE; K; 1-2		HR		1 SAFE; G4-6-3; 1-2f			4	1	1	1	0	1	2
Aaron Heilman, R (8, 1)										0	0	0	0	0	0	0
25 Pedro Feliciano, L (8, 1)										0	0	0	0	0	0	0
59 Guillermo Mota, R (8, 1)										0	0	0	0	0	0	0
Carlos Gómez, R (9, 7) OBP: 0.300, SLG: 0.330										0	0	0	0	0	0	0
5 David Wright, R (1, 5) OBP: 0.412, SLG: 0.542	BB		BB		K		F9			2	0	0	0	2	1	0
15 Carlos Beltrán, S (1, 8) OBP: 0.360, SLG: 0.532	1 SAFE; G6-3		SF9; 3-H		F8			18 G5-3; 18 S; 1B; 1B		3	1	1	1	0	0	1
18 Moises Alou, R (1, 7) OBP: 0.383, SLG: 0.533		1B; 1B	L6		F7			1 SAFE; G5-3; 1-3		4	0	1	0	0	0	2
13 Billy Wagner, L (9, 1)										0	0	0	0	0	0	0
Shawn Green, L (1, 9) OBP: 0.333, SLG: 0.415	G1-3; 1-3; 1B			1B; 1B		K		G6-4-3; 3-H; 1B		4	0	3	1	0	1	0
(8, 3)																
Paul Lo Duca, R (1, 2) OBP: 0.314, SLG: 0.373	G1-3; 1-2			1 SAFE; 1 SAFE; 1-2; 1B	K			1 SAFE; 1 SAFE; G6-4-3; 1-2f		4	0	1	0	0	1	3
Ruben Gotay, S (1, 4) OBP: 0.365, SLG: 0.440	K			K	F9					3	0	0	0	0	2	4
33 John Maine, R (1, 1) OBP: 0.182, SLG: 0.180	K			K		7; 1B; 3B				2	0	0	0	0	2	4
Jorge Sosa, R (7, 1) OBP: 0.286, SLG: 0.280										0	0	0	0	0	0	0
Lastings Milledge, R (7, PH) OBP: 0.345, SLG: 0.449										1	1	1	0	0	0	0
Endy Chavez, L (8, 9) OBP: 0.304, SLG: 0.362										0	0	0	0	0	0	0
Inning Stats	R: 0 E: 0 K: 0 S: 7 H: 0 LOB: 1 BB: 1 P: 14	R: 0 E: 0 K: 2 S: 14 H: 2 LOB: 2 BB: 0 P: 21	R: 1 E: 0 K: 1 S: 10 H: 1 LOB: 1 BB: 1 P: 16	R: 0 E: 0 K: 2 S: 15 H: 2 LOB: 2 BB: 0 P: 24	R: 1 E: 0 K: 1 S: 13 H: 1 LOB: 0 BB: 0 P: 17	R: 0 E: 0 K: 2 S: 11 H: 0 LOB: 0 BB: 0 P: 18	R: 1 E: 0 K: 0 S: 13 H: 2 LOB: 0 BB: 0 P: 20	R: 1 E: 0 K: 0 S: 7 H: 2 LOB: 0 BB: 0 P: 12		1B: 8 2B: 0 3B: 1 HR: 1 SF: 1 SAC: 0 DP: 2 HBP: 0						

livebaseballscorecards.com

AB	31
R	4
H	10
RBI	4
BB	2
SO	8
LOB	18

WP: 1 PA: 34
PB: 0
SB: 2
CS: 0

PITCHER		IP	WLS	BF	H	R	ER	SO	BB	IBB	HBP	BLK	WP	HR	S	P	ERA	WHIP
29 John Smoltz, R ERA: 3.02	(1, 1)	6.0		26	6	2	2	8	2	0	0	0	1	1	70	110	3.00	1.333
Ron Mahay, L ERA: 2.58	(7, 1)	1.0		4	2	1	1	0	0	0	0	0	0	0	13	20	9.00	2.000
46 Manny Acosta, R ERA: 1.72	(8, 1)	1.0	L	4	2	1	1	0	0	0	0	0	0	0	7	12	9.00	2.000

PITCHER	IP	WLS	BF	H	R	ER	SO	BB	IBB	HBP	BLK	WP	HR	S	P	ERA	WHIP

Batter	1	2	3	4	5	6	7	8	9	10	11	12	13	AB	R	H	RBI	BB	SO	LOB
19 Yunel Escobar, R (1, 4) (9, 6) OBP: 0.380, SLG: 0.441	C F B B F B B X 3-2 10 1B 1B 2B 1B	C X 0-1 ② L4			X 0-0 10 G6-3 2B		B C F B B B 4-2 10 PB 1B BB		B B C F B S 3-3 ① K	B X 1-0 1B			C F S 0-3 ① K	6	1	3	0	1	2	1
Edgar Renteria, R (1, 6) OBP: 0.389, SLG: 0.477 Pete Orr, L (9, PR) OBP: 0.210, SLG: 0.200 14 Martin Prado, R (9, 4) OBP: 0.315, SLG: 0.346	B B C F B X 3-2 10 1B 2B 1B 1-2	X 0-0 ③ F8			B F B X 2-1 ① B2		X 0-0 10 PB 1B 1-2		B C S B F B X 3-2 10 2B 1B	F C B B X 3-2 F9 ③			F X 0-1 10 1B 7 1B 1B	5 0 2	1 1 1	3 0 1	0 0 0	0 0 0	0 0 1	2 0 1
10 Chipper Jones, S (1, 5) OBP: 0.420, SLG: 0.600	T X 0-1 2B SF8 1B 1-2 2-3		B F S B B B B 4-2 BB		C F D X 1-2 ② G6-3 2-3		B B B I 4-0 1-2 2-3 IBB		B 1 SAFE B F F X 2-1 BB 2B 1-H		X 0-0 ① G2-3		B B S F S X 2-2 7 1B BB 1B 1-3	5	2	3	1	2	0	1
Mark Teixeira, S (1, 3) OBP: 0.400, SLG: 0.552	C X 0-1 1-3 2-H 3-H 2B		B F S D B X 2-1 ① F8		C B D X 2-1 ③ L9		C B B B F C 3-3 ③ K		I I I I 4-0 BB IBB	B X 1-0 ② F7			B B B B B 4-0 7 1B SF7 1-2 BB	5	1	1	2	2	1	5
7 Jeff Francoeur, R (1, 9) OBP: 0.342, SLG: 0.443	S S S 0-3 ① K		B F S D B X 2-2 ② P4	B B C S S 2-3 ① K			B X 1-0 ① P4	B S F B B F X 3-2 23 1B 2B	B S S F F F D X 2-2 ② F3		B B B B B 4-0 S BB		F X 0-1 16 S 1B 1-3 2-H 3-H	6	0	1	2	1	2	5
Andruw Jones, R (1, 8) OBP: 0.314, SLG: 0.414	D B C S C D X 3-2 ② SF8 3-H		C S S D S 2-3 ③ K	F B B B C F F F X 3-2 ② X F9			F B F D B 4-2 1-2 2-3 BB		B C S B 2 SAFE F B F X 3-2 ③ G5-3 1-2				F F F F D X 1-2 ② SF7 3-H	4	1	1	2	1	1	2
16 Brian McCann, L (1, 2) OBP: 0.321, SLG: 0.469	C F X 0-2 ③ G3	X 0-0 ① F7			C B B X 1-2 ③ L8		C F C 0-3 ② K	X 0-0 ③ G4-3				B B C F F F F S 2-3 ① K2-3	B X 1-0 ③ F8 1-2	7	0	0	0	0	2	6
23 Matt Diaz, R (1, 7) OBP: 0.369, SLG: 0.514 Willie Harris, L (8, PR) OBP: 0.362, SLG: 0.408 (8, 7)	X 0-0 36 SH1-4 1B	B X 1-0 ② G5-3			B F S B C 2-3 ① K		S X 0-1 2-H 1B	X 0-0 ① F9				C B B B X 2-1 ② F8		4 2	0 0	2 0	1 0	0 0	1 0	0 0
36 Chuck James, L (1, 3) Oscar Villarreal, L (4, 3) 58 Peter Moylan, R (6, 3) 2 Kelly Johnson, L (7, PH) Tyler Yates, R (7, 1) Scott Thorman, L (8, PH) 39 Rafael Soriano, R (8, 1) 5 Brayan Pena, S (10, PH) 46 Manny Acosta, R (10, 1) Ron Mahay, L (11, 1) Julio Franco, R (12, PH) Jose Ascanio, R (13, 1)	C X 0-1 ① SH1-4 1-2		C F B C 1-3 ③ K				B F S B C 3-2 ② F8	B S F S S 1-3 ③ K		B S S B X 2-2 G6-3		B C F B X 2-2 ③ G5-3		1 0 0 1 0 1 1 0 0 1 0 0	0 0 0 0 0 0 0 0 0 0 0 0	0 0 0 0 0 0 0 0 0 0 0 0	0 0 0 0 0 0 1 0 0 0 0 0	0 0 0 0 0 0 1 0 0 0 0 0	1 0 0 0 0 0 1 0 0 0 0 0	0 0 0 0 0 0 1 0 0 0 0 0
Inning Stats	R: 3 H: 4 E: 0 LOB: 1 K: 1 BB: 0 S: 22 P: 31	R: 0 H: 1 E: 0 LOB: 1 K: 0 BB: 0 S: 6 P: 6	R: 0 H: 0 E: 0 LOB: 1 K: 1 BB: 1 S: 10 P: 20	R: 0 H: 0 E: 0 LOB: 0 K: 1 BB: 0 S: 5 P: 7	R: 0 H: 1 E: 0 LOB: 1 K: 0 BB: 0 S: 8 P: 13	R: 0 H: 0 E: 0 LOB: 0 K: 1 BB: 0 S: 13 P: 19	R: 0 H: 1 E: 0 LOB: 3 K: 2 BB: 2 S: 12 P: 28	R: 1 H: 2 E: 0 LOB: 1 K: 2 BB: 0 S: 13 P: 18	R: 1 H: 2 E: 0 LOB: 3 K: 1 BB: 2 S: 19 P: 37	R: 0 H: 1 E: 0 LOB: 1 K: 0 BB: 0 S: 9 P: 15	R: 0 H: 0 E: 0 LOB: 1 K: 0 BB: 1 S: 7 P: 15	R: 0 H: 0 E: 0 LOB: 0 K: 1 BB: 0 S: 12 P: 18	R: 3 H: 3 E: 0 LOB: 1 K: 1 BB: 1 S: 16 P: 24	1B: 11 SF: 2 2B: 4 SAC: 1 3B: 0 DP: 0 HR: 0 HBP: 0						

PITCHER		IP	WLS	BF	H	R	ER	SO	BB	IBB	HBP	BLK	WP	HR	S	P	ERA	WHIP
47 Matt Chico, L ERA: 4.61	(1, 1)	6.0		25	6	3	3	4	1	0	0	0	0	0	64	96	4.50	1.167
49 Chris Schroder, R ERA: 2.61	(7, 1)	0.2		4	1	0	0	1	1	0	0	0	0	0	9	18	0.00	3.000
Arnie Munoz, L ERA:	(7, 1)	0.1		2	0	0	0	1	0	1	0	0	0	0	3	10	0.00	0.000
Jon Rauch, R ERA: 3.86	(8, 1)	1.0	H	5	2	1	1	2	0	0	0	0	0	0	13	18	9.00	2.000
32 Chad Cordero, R ERA: 3.09	(9, 1)	1.0	B	7	2	1	1	1	1	1	0	0	0	0	19	37	9.00	3.000

PITCHER		IP	WLS	BF	H	R	ER	SO	BB	IBB	HBP	BLK	WP	HR	S	P	ERA	WHIP
52 Saul Rivera, R ERA: 3.86	(10, 1)	2.0		8	1	0	0	0	1	0	0	0	0	0	16	30	0.00	1.000
Jonathan Albaladejo, R ERA: 2.84	(12, 1)	1.0		3	0	0	0	1	0	0	0	0	0	0	12	18	0.00	0.000
Jesus Colome, R ERA: 3.59	(13, 1)	1.0	L	7	3	3	3	1	1	0	0	0	0	0	16	24	27.00	4.000

TOP

Atlanta Braves @ Washington Nationals

Robert F. Kennedy Memorial Stadium, Washington, DC

Fri Sep 14 2007, 7:05 PM EDT

Att. 18,568 - Rain - 74 F

livebaseballscorecards.com

AB	51
R	8
H	15
RBI	8
BB	7
SO	11
LOB	24

WP: 0 PB: 1 SB: 2 CS: 0 PA: 61

Batter	1	2	3	4	5	6	7	8	9	10	11	12	13	AB	R	H	RBI	BB	SO	LOB
Felipe Lopez, S (1, 6) OBP: 0.305, SLG: 0.348	C X 0-1 G6-3 ①		X 0-0 G4-3 ① C B C B D F F B 4-2 BB			C C S 0-3 K ③		B C X 1-1 G5-3 ③		1 SAFE C 1 SAFE B B X 2-1 G1-3 ② 1-2		S B F B X 2-2 G4-3 ③		6	0	0	0	1	1	3
10 Ronnie Belliard, R (1, 4) OBP: 0.329, SLG: 0.421	B B C C F F F X 2-2 HR		B B C C F B X 3-2 11 2B 1B B B X 2-0 L5 ③				C X 0-1 11 HR 1B		C X 0-1 25 BB 2B	C X 0-1 P4 ③			B C X 1-1 E4	7	3	4	1	0	0	3
11 Ryan Zimmerman, R (1, 5) OBP: 0.326, SLG: 0.468	C B F X 1-2 F9 ②		B C B S 1 SAFE F B X 3-2 1-H 2B		C C B B B X 3-2 G5-3 ①		1 SAFE X 0-0 1-H HR		C S S 1-3 K ①		B S B B B B 4-1 G4-3 25 WP BB		B B C C X 2-2 L4 ①	6	1	2	3	1	1	2
21 Dmitri Young, S (1, 3) OBP: 0.381, SLG: 0.498 Jon Rauch, R (8, 1) 32 Chad Cordero, R (9, 1) Ryan Church, L (9, PH) OBP: 0.341, SLG: 0.443 (10, 7)	C B F S 1-3 K ③		B F F S 1-3 K ②		X 0-0 P5 ②		C B B X 2-1 G4-3 ①		4-0 25 BB IBB		X 0-0 L9 ①		C S S 0-3 K ②	4 0 0 2	0 0 0 0	0 0 0 1	0 0 0 1	2 0 0 1	0 0 0 1	1 0 0 2
25 Austin Kearns, R (1, 9) OBP: 0.349, SLG: 0.404		B F B C F F F F B 3-2 X F7 ①	C X 0-2 F9 ③		C C B F B S 2-3 K ③		B C B B S S C 3-3 K ②		B B B C B 4-1 1-2 2-3 BB		1 SAFE B S B S 1 S B B 4-2 1-2 G4-3 BB		C B S B B X 3-2 G4-3 ③	5	0	0	0	2	2	2
26 Wily Mo Peña, R (1, 7) OBP: 0.309, SLG: 0.465 Ryan Langerhans, L (9, 7) OBP: 0.258, SLG: 0.291 Tony Batista, R (9, PH) OBP: 0.305, SLG: 0.341 52 Saul Rivera, S (10, 1) Brian Schneider, L (11, PH) OBP: 0.319, SLG: 0.331 Jonathan Albaladejo, R (12, 1) Jesus Colome, R (13, 1)	B S B F F X 2-2 3 1B 1B			F X 0-1 30 1B 47 G4-3 2B		B X 1-0 F9 ① B S X 1-1 3 S 1B			S F S 0-3 K ②		C F X 0-2 G4-3 ② 1-2 2-3			4 0 0 1 0 1 0 0	1 0 0 0 0 0 0 0	3 0 0 0 0 0 0 0	0 0 0 0 0 0 0 0	0 0 0 1 0 0 0 0	0 0 0 3 0 0 2 0	0 0 0 0 0 0 0 0
3 Jesus Flores, R (1, 2) OBP: 0.320, SLG: 0.387	B F F X 1-2 1B			F S X 1-2 G5-3 ①		C B S B X 2-2 2B	1 SAFE B B B C S X 3-2 F8 ③ 1-2		B C B B F F F X 2-2 L8 ③		C B X 1-1 L8 ③			6	0	2	0	0	0	7
30 Justin Maxwell, R (1, 8) OBP: 0.333, SLG: 0.833 Nook Logan, S (8, 8) OBP: 0.311, SLG: 0.346	X 0-0 F3 ②			C X 0-1 47 G4-3 2-3 1B		B B F F S 2-3 K ②		C F F X 0-2 G1-3 ①		C S B B X 2-2 G1-3 ①		B C B F B F F F X 3-2 L6 ①		3 3	0 0	1 0	0 0	0 0	1 0	3 0
47 Matt Chico, L (1, 1) OBP: 0.143, SLG: 0.143 D'Angelo Jimenez, S (6, PH) OBP: 0.337, SLG: 0.216 49 Chris Schroder, R (7, 1) Arnie Munoz, L (7, 1) Robert Fick, L (8, 3) OBP: 0.298, SLG: 0.281	B F B S X 2-2 F7 ③			S P F X 1-2 G4-3 ② 1-2 3-H		B C B B B 4-1 BB		B B B S C 2-3 K ②		B B B C F B 4-2 G1-3 BB		X 0-0 L3 ②		2 0 0 0	0 0 0 0	0 0 0 0	1 0 0 1	0 0 0 0	0 0 0 1	3 0 0 0
Inning Stats	R: 1 E: 0 K: 1 S: 15 H: 1 LOB: 0 BB: 0 P: 19	R: 0 E: 0 K: 0 S: 18 H: 2 LOB: 2 BB: 0 P: 26	R: 1 E: 0 K: 1 S: 15 H: 2 LOB: 1 BB: 0 P: 22	R: 1 E: 0 K: 0 S: 16 H: 2 LOB: 2 BB: 1 P: 23	R: 0 E: 0 K: 1 S: 8 H: 0 LOB: 0 BB: 0 P: 13	R: 0 E: 0 K: 2 S: 11 H: 1 LOB: 2 BB: 1 P: 20	R: 2 E: 0 K: 1 S: 13 H: 3 LOB: 1 BB: 0 P: 22	R: 0 E: 0 K: 1 S: 9 H: 0 LOB: 0 BB: 0 P: 12	R: 0 E: 0 K: 2 S: 15 H: 1 LOB: 3 BB: 2 P: 26	R: 0 E: 0 K: 0 S: 9 H: 0 LOB: 1 BB: 1 P: 17	R: 0 E: 0 K: 0 S: 9 H: 0 LOB: 2 BB: 2 P: 18	R: 0 E: 0 K: 0 S: 10 H: 0 LOB: 0 BB: 0 P: 15	R: 0 E: 1 K: 1 S: 11 H: 0 LOB: 1 BB: 0 P: 17	1B: 6 2B: 4 3B: 0 HR: 2		SF: 0 SAC: 0 DP: 0 HBP: 0		WP: 1 PB: 0 SB: 1 CS: 0	PA: 59	

PITCHER		IP	WLS	BF	H	R	ER	SO	BB	IBB	HBP	BLK	WP	HR	S	P	ERA	WHIP
36 Chuck James, L ERA: 4.3	(1, 1)	3.0		15	6	3	3	2	0	0	0	0	0	1	50	69	9.00	2.000
Oscar Villarreal, R ERA: 4.3	(4, 1)	2.1		10	2	0	0	1	1	0	0	0	0	0	26	41	0.00	1.286
58 Peter Moylan, R ERA: 1.87	(6, 1)	0.2		3	0	0	0	2	1	0	0	0	0	0	7	13	0.00	1.500
Tyler Yates, R ERA: 4.97	(7, 1)	1.0		6	3	2	2	1	0	0	0	0	0	1	13	22	18.00	3.000
39 Rafael Soriano, R ERA: 3.18	(8, 1)	2.0		9	1	0	0	3	1	1	0	0	0	0	24	38	0.00	1.000

PITCHER		IP	WLS	BF	H	R	ER	SO	BB	IBB	HBP	BLK	WP	HR	S	P	ERA	WHIP
46 Manny Acosta, R ERA: 1.62	(10, 1)	1.0		4	0	0	0	0	1	0	0	0	0	0	9	17	0.00	1.000
Ron Mahay, L ERA: 2.54	(11, 1)	1.0		5	0	0	0	0	2	0	0	0	1	0	9	18	0.00	2.000
Jose Ascanio, R ERA: 3.77	(12, 1)	2.0	W	7	0	0	0	1	0	0	0	0	0	0	21	32	0.00	0.000

BOTTOM

Atlanta Braves @ Washington Nationals

Robert F. Kennedy Memorial Stadium, Washington, DC

Fri Sep 14 2007, 7:05 PM EDT

Att. 18,568 - Rain - 74 F

livebaseballscorecards.com

AB	52
R	5
H	12
RBI	5
BB	7
SO	10
LOB	31

Batter	1	2	3	4	5	6	7	8	9	AB	R	H	RBI	BB	SO	LOB
2 Kelly Johnson, L (1, 4) OBP: 0.380, SLG: 0.465	C B B S S 2-3 ① K		B S C B B B 4-2 1B 10 HR BB	F C F B F X 1-2 ② G3			X 0-0 ② F7		X 0-0 ① F7	4	1	0	0	1	1	2
Edgar Renteria, R (1, 6) OBP: 0.394, SLG: 0.479 Chris Woodward, R (9, PR) OBP: 0.246, SLG: 0.267	F F B X 1-2 10 WP 1B		C B B X 2-1 10 HR 1-2 1B	X 0-0 ③ G5-3			C X 0-1 10 FC6-4 1B		C B B B B 4-1 10 G6-4-3 1-2 2-3 BB	4 0	1 0	3 0	0 0	1 0	0 0	0 0
10 Chipper Jones, S (1, 5) OBP: 0.421, SLG: 0.606	F B B F B B 4-2 1-2 BB		F X 0-1 1-H 2-H HR		X 0-0 7 G5-4-3 1B		X 0-0 ③ FC6-4 1-2f		C B X 1-1 ② ③ G6-4-3 1-2f	4	1	2	3	1	0	4
Mark Teixeira, S (1, 3) OBP: 0.399, SLG: 0.549	X 0-0 ② F9		B X 1-0 7 FC4-6 1B		C X 0-1 ① F8			B C F B F X 2-2 ① G4-3		4	0	1	0	0	0	3
7 Jeff Francoeur, R (1, 9) OBP: 0.341, SLG: 0.442	C F F B D S 2-3 ③ K		B X 1-0 ② FC4-6 BB 1-2f		X 0-0 ② ③ G5-4-3 1-2f			C S X 0-2 1B		4	0	1	0	0	1	4
Andruw Jones, R (1, 8) OBP: 0.315, SLG: 0.414		F B F X 1-2 23 F9 1B	B B O C B 4-1 1-2 BB			B X 1-0 ① F9		B C F 1 B X SAFE 2-2 ② P6		3	0	1	0	1	0	1
23 Matt Diaz, R (1, 7) OBP: 0.365, SLG: 0.508		S F F 1 F B X SAFE 1-2 ① ② F9 1-2	X 0-0 ③ F9			X 0-0 ② G6-3		C X 0-1 ③ F9		4	0	0	0	0	0	4
Corky Miller, R (1, 2) OBP: 0.286, SLG: 0.450 19 Yunel Escobar, R (9, PH) OBP: 0.382, SLG: 0.443		B C X 1-1 ③ F7	C B S B F B X 3-2 HR			B C X 1-1 ③ P6			C B B B B C X 3-2 BB 16 1B 1B	3 1	1 0	1 1	1 0	0 0	0 0	0 0
Lance Cormier, R (1, 1) 38 Buddy Carlyle, L (3, 1) OBP: 0.139, SLG: 0.139 58 Peter Moylan, R (5, 1) Willie Harris, L (7, PH) OBP: 0.361, SLG: 0.407 Ron Mahay, L (7, 1) Royce Ring, L (8, 1) 16 Brian McCann, L (9, PH) OBP: 0.322, SLG: 0.470 Pete Orr, L (9, PR) OBP: 0.210, SLG: 0.200			C F B X 1-2 ① G5-3	C B C S 1-3 ① K			C B S X 1-2 ① F7		B X 1-0 BB 1-2 1B	1 1 0 1 0 0 1 0	0 0 0 0 0 0 0 0	0 0 0 0 0 0 1 0	0 0 0 0 0 0 0 0	0 1 0 0 0 0 0 0	0 0 0 0 0 0 0 0	0 0 0 0 0 0 0 0
Inning Stats	R: 0 H: 1 E: 0 LOB: 2 K: 2 BB: 1 S: 13 P: 22	R: 0 H: 1 E: 0 LOB: 0 K: 0 BB: 0 S: 10 P: 13	R: 3 H: 3 E: 0 LOB: 2 K: 0 BB: 2 S: 13 P: 26	R: 1 H: 1 E: 0 LOB: 0 K: 1 BB: 0 S: 13 P: 18	R: 0 H: 1 E: 0 LOB: 0 K: 0 BB: 0 S: 4 P: 4	R: 0 H: 0 E: 0 LOB: 0 K: 0 BB: 0 S: 4 P: 6	R: 0 H: 1 E: 0 LOB: 1 K: 0 BB: 0 S: 7 P: 8	R: 0 H: 1 E: 0 LOB: 1 K: 0 BB: 0 S: 12 P: 16	R: 0 H: 2 E: 0 LOB: 3 K: 0 BB: 1 S: 8 P: 17	1B: 9 SF: 0 2B: 0 SAC: 0 3B: 0 DP: 2 HR: 2 HBP: 0						

PITCHER		IP	WLS	BF	H	R	ER	SO	BB	IBB	HBP	BLK	WP	HR	S	P	ERA	WHIP
57 Jason Bergmann, R ERA: 4.38	(1, 1)	6.2	W	29	8	4	4	3	3	0	0	0	1	2	63	96	5.40	1.650
Arnie Munoz, L ERA:	(7, 1)	0.1	H	1	0	0	0	0	0	0	0	0	0	0	1	1	0.00	0.000
Jon Rauch, R ERA: 3.81	(8, 1)	1.0	H	4	1	0	0	0	0	0	0	0	0	0	12	16	0.00	1.000
32 Chad Cordero, R ERA: 3.04	(9, 1)	1.0	S	5	2	0	0	0	1	0	0	0	0	0	8	17	0.00	3.000

PITCHER	IP	WLS	BF	H	R	ER	SO	BB	IBB	HBP	BLK	WP	HR	S	P	ERA	WHIP

TOP

Atlanta Braves @ Washington Nationals

Robert F. Kennedy Memorial Stadium, Washington, DC

Sat Sep 15 2007, 7:05 PM EDT

Att. 26,866 - Clear - 66 F

livebaseballscorecards.com

AB	35
R	4
H	11
RBI	4
BB	4
SO	3
LOB	18

PA: 39

WP: 1
PB: 0
SB: 0
CS: 0

BOTTOM

Atlanta Braves @ Washington Nationals

Robert F. Kennedy Memorial Stadium, Washington, DC

Sat Sep 15 2007, 7:05 PM EDT

Att. 26,866 - Clear - 66 F

livebaseballscorecards.com

Batter	1	2	3	4	5	6	7	8	9	AB	R	H	RBI	BB	SO	LOB
Nook Logan, S (1, 8) OBP: 0.307, SLG: 0.341	E4 HR	G1-4-3		G6-3 1-2f			K			4	1	0	0	0	1	2
D'Angelo Jimenez, S (1, 6) OBP: 0.358, SLG: 0.299 Felipe Lopez, S (8, 6) OBP: 0.304, SLG: 0.348	1 SAFE 1 SAFE 1-H HR		E9 HR 2B		11 CS 1B			F9		3 1	2 0	3 0	2 0	0 0	0 0	0 0
11 Ryan Zimmerman, R (1, 5) OBP: 0.327, SLG: 0.469	G4-3		HR BB		1-2 K			25 2B		3	2	1	0	1	1	1
21 Dmitri Young, S (1, 3) OBP: 0.382, SLG: 0.498 Robert Fick, L (3, PH) OBP: 0.299, SLG: 0.301 (4, 3)	25 BB BB		1-H 3-H HR		1-2 K			K		0 3	0 1	0 1	0 3	1 0	0 2	0 1
25 Austin Kearns, R (1, 9) OBP: 0.350, SLG: 0.406	26 G1-4-3 1-2 BB		F8			G4-3		10 1B 2-H 2B		3	1	1	1	1	0	0
26 Wily Mo Peña, R (1, 7) OBP: 0.309, SLG: 0.459 32 Chad Cordero, R (9, 1)	G1-4-3 1-2f		K			G6-3		10 1B IBB		3 0	0 0	0 0	0 0	1 0	1 0	2 0
10 Ronnie Belliard, R (1, 4) OBP: 0.328, SLG: 0.420		G6-3	P3			G4-3		1-3 1B 2-H		4	0	1	1	0	0	0
Brian Schneider, L (1, 2) OBP: 0.321, SLG: 0.331		57 SH1-4 BB		G6-3 1B			F9	G1-3		3	0	1	0	1	0	2
57 Jason Bergmann, R (1, 1) OBP: 0.125, SLG: 0.097 Arnie Munoz, L (7, 1) Tony Batista, R (7, PH) OBP: 0.361, SLG: 0.337 Jon Rauch, R (8, 1) Ryan Langerhans, L (9, 7) OBP: 0.268, SLG: 0.291		SH1-4 1-2		B5			G5-3			1 0 1 0 0	0 0 0 0 0	0 0 0 0 0	0 0 0 0 0	0 0 0 0 0	0 0 0 0 0	1 0 0 0 0
Inning Stats	R: 2 E: 1 K: 0 S: 14 H: 1 LOB: 1 BB: 2 P: 26	R: 0 E: 0 K: 0 S: 9 H: 0 LOB: 1 BB: 1 P: 15	R: 3 E: 1 K: 1 S: 18 H: 2 LOB: 0 BB: 1 P: 30	R: 0 E: 0 K: 0 S: 5 H: 1 LOB: 0 BB: 0 P: 8	R: 0 E: 0 K: 2 S: 10 H: 1 LOB: 0 BB: 0 P: 15	R: 0 E: 0 K: 0 S: 6 H: 0 LOB: 0 BB: 0 P: 10	R: 0 E: 0 K: 1 S: 8 H: 0 LOB: 0 BB: 0 P: 10	R: 2 E: 0 K: 1 S: 15 H: 3 LOB: 2 BB: 1 P: 24		1B: 3 2B: 4 3B: 0 HR: 2	SF: 0 SAC: 1 DP: 3 HBP: 0		WP: 0 PB: 0 SB: 0 CS: 1	PA: 35		

	AB	29
	R	7
	H	8
	RBI	7
	BB	5
	SO	5
	LOB	9

PITCHER		IP	WLS	BF	H	R	ER	SO	BB	IBB	HBP	BLK	WP	HR	S	P	ERA	WHIP
Lance Cormier, R ERA: 7.09	(1, 1)	2.0	L	13	3	5	4	0	4	0	0	0	0	2	33	59	18.00	3.500
38 Buddy Carlyle, R ERA: 5.16	(3, 1)	2.0		6	1	0	0	1	0	0	0	0	0	0	13	20	0.00	0.500
58 Peter Moylan, R ERA: 1.82	(5, 1)	2.0		6	1	0	0	2	0	0	0	0	0	0	16	25	0.00	0.500
Ron Mahay, L ERA: 2.76	(7, 1)	1.2		8	2	2	2	2	0	1	0	0	0	0	20	30	10.80	1.200
Royce Ring, L ERA: 2.95	(8, 1)	0.1		2	1	0	0	0	0	0	0	0	0	0	3	4	0.00	3.000

PITCHER	IP	WLS	BF	H	R	ER	SO	BB	IBB	HBP	BLK	WP	HR	S	P	ERA	WHIP

Batter	1	2	3	4	5	6	7	8	9	AB	R	H	RBI	BB	SO	LOB
2 Kelly Johnson, L (1, 4) OBP: 0.380, SLG: 0.471	C B C X 1-2 ① F7		C C F F B X 1-2 ① F7	F C X 0-2 HR		B S B X 2-1 ③ F8			F X 0-1 1B	5	1	2	1	0	0	2
Edgar Renteria, R (1, 6) OBP: 0.392, SLG: 0.475	B C B X 2-1 ② G5-3		B B S B C B 4-2 10 BB 1B 1-2 BB	C B X 1-1 ③ G5-3			B X 1-0 ① F8		1 SAFE X 0-0 ② F7	4	1	0	0	1	0	1
10 Chipper Jones, S (1, 5) OBP: 0.423, SLG: 0.605	B F B X 2-1 BB 1B		B B B C B 4-1 1B 7 FC5-2 1-2 2-3 BB		F B B C B F X 3-2 FC4-6 1B		B B X 2-0 ② G6-3		C B X 1-1 ③ L4	4	0	2	0	1	0	1
Mark Teixeira, S (1, 3) OBP: 0.402, SLG: 0.552	B B B B 4-0 1-2 BB		C B X 1-1 7 FC5-2 1-3 2-H 3-H 1B		B X 1-0 ① FC4-6 1-2f		B C S B F B X 3-2 2B			3	0	2	2	1	0	1
16 Brian McCann, L (1, 2) OBP: 0.322, SLG: 0.467	B C C F X 1-2 ③ G5-3		I I I I 4-0 7 FC5-2 IBB		C X 0-1 ② P5		B C F X 1-2 ③ G6-3			3	0	0	0	1	0	4
7 Jeff Francoeur, R (1, 9) OBP: 0.339, SLG: 0.439		X 0-0 ① G5-3	X 0-0 ② FC5-2 1-2 2-3 3-Hf		C D X 1-1 ③ P6			C S B B S 2-3 ① K		4	0	0	0	0	1	4
Andruw Jones, R (1, 8) OBP: 0.313, SLG: 0.411	B C X 1-1 ② G5-3		B B B C F X 3-2 ③ G5-3			B X 1-0 ① F8		B F B S F S 2-3 ② K		4	0	0	0	0	1	3
28 Brandon Jones, L (1, 7)	F F C 0-3 ③ K			X 0-0 ① G6-3		C S F B X 1-2 ② P6		C B F B B F X 3-2 ③ G5-3		4	0	0	0	0	1	0
15 Tim Hudson, R (1, 1) OBP: 0.284, SLG: 0.306			C C X 0-2 10 BB BB 1B 1B	B C S S 1-3 ② K		B X 1-0 2B			B X 1-0 ① P2	4	1	2	0	0	1	0
Inning Stats	R: 0 E: 0 K: 0 S: 11 H: 1 LOB: 2 BB: 1 P: 21	R: 0 E: 0 K: 1 S: 6 H: 0 LOB: 0 BB: 0 P: 7	R: 2 E: 0 K: 0 S: 18 H: 2 LOB: 3 BB: 3 P: 35	R: 1 E: 0 K: 1 S: 9 H: 1 LOB: 0 BB: 0 P: 11	R: 0 E: 0 K: 0 S: 9 H: 1 LOB: 1 BB: 0 P: 14	R: 0 E: 0 K: 0 S: 8 H: 1 LOB: 1 BB: 0 P: 13	R: 0 E: 0 K: 0 S: 9 H: 1 LOB: 1 BB: 0 P: 16	R: 0 E: 0 K: 2 S: 11 H: 0 LOB: 0 BB: 0 P: 18	R: 0 E: 0 K: 0 S: 6 H: 1 LOB: 1 BB: 0 P: 8	1B: 5 2B: 2 3B: 0 HR: 1	SF: 0 SAC: 0 DP: 0 HBP: 0			WP: 0 PB: 0 SB: 0 CS: 0	PA: 39		

PITCHER		IP	WLS	BF	H	R	ER	SO	BB	IBB	HBP	BLK	WP	HR	S	P	ERA	WHIP
41 Shawn Hill, R ERA: 3.01	(1, 1)	5.0	L	24	5	3	3	2	3	1	0	0	0	1	53	88	5.40	1.600
Mike Bacsik, L ERA: 4.86	(6, 1)	2.0		8	2	0	0	0	0	0	0	0	0	0	17	29	0.00	1.000
49 Chris Schroder, R ERA: 2.55	(8, 1)	1.0		3	0	0	0	2	0	0	0	0	0	0	11	18	0.00	0.000
Luis Ayala, R ERA: 3.19	(9, 1)	1.0		4	1	0	0	0	0	0	0	0	0	0	6	8	0.00	1.000

PITCHER	IP	WLS	BF	H	R	ER	SO	BB	IBB	HBP	BLK	WP	HR	S	P	ERA	WHIP

TOP

Atlanta Braves @ Washington Nationals

Robert F. Kennedy Memorial Stadium, Washington, DC

Sun Sep 16 2007, 1:35 PM EDT
Att. 23,935 - Partly Cloudy - 65 F

livebaseballscorecards.com

AB	35
R	3
H	8
RBI	3
BB	4
SO	4
LOB	16

BOTTOM

Atlanta Braves @ Washington Nationals

Robert F. Kennedy Memorial Stadium, Washington, DC

Sun Sep 16 2007, 1:35 PM EDT

Att. 23,935 - Partly Cloudy - 65 F

livebaseballscorecards.com

Batter	1	2	3	4	5	6	7	8	9	AB	R	H	RBI	BB	SO	LOB
D'Angelo Jimenez, S (1, 4) OBP: 0.364, SLG: 0.321	G3-1		F8			G4-3 2B		1B		4	0	2	0	0	0	1
Felipe Lopez, S (1, 6) OBP: 0.304, SLG: 0.347	11 1B 1B		G1-3 1-2			G4-3 2-3		K		4	0	1	0	0	1	3
11 Ryan Zimmerman, R (1, 5) OBP: 0.327, SLG: 0.468	SAFE 1-2 1B		F8			F9		P3		4	0	1	0	0	0	3
25 Austin Kearns, R (1, 9) OBP: 0.348, SLG: 0.403	K			G6-3		G6-3			E4 26 FC6-4	4	0	0	0	0	1	3
Ryan Church, L (1, 8) OBP: 0.341, SLG: 0.442	K			G4-3			1B		F7	4	0	1	0	0	1	3
26 Wily Mo Peña, R (1, 7) OBP: 0.308, SLG: 0.456		G4-6-3 1B		K			F9		FC6-4 1-2f	4	0	1	0	0	1	2
Robert Fick, L (1, 3) OBP: 0.298, SLG: 0.299		G4-6-3 1-2f			3 G6-3 1B		L9		P5	4	0	1	0	0	0	3
3 Jesus Flores, R (1, 2) OBP: 0.315, SLG: 0.380		G5-3			G6-3 1-2f		SAFE G1-3			3	0	0	0	0	0	2
41 Shawn Hill, R (1, 1) OBP: 0.214, SLG: 0.083			G1-3 BB		K			K		0	0	0	0	1	0	0
Ryan Langerhans, L (5, PH) OBP: 0.287, SLG: 0.289										1	0	0	0	0	1	0
Mike Bacsik, L (6, 1) OBP: 0.138, SLG: 0.143										0	0	0	0	0	0	0
49 Chris Schroder, R (8, 1)										0	0	0	0	0	0	0
10 Ronnie Belliard, R (8, PH) OBP: 0.327, SLG: 0.419										1	0	0	0	0	1	0
Luis Ayala, R (9, 1)										0	0	0	0	0	0	0
Inning Stats	R: 0 E: 0 K: 2 S: 12 H: 2 LOB: 2 BB: 0 P: 20	R: 0 E: 0 K: 0 S: 4 H: 1 LOB: 0 BB: 0 P: 6	R: 0 E: 0 K: 0 S: 10 H: 0 LOB: 1 BB: 1 P: 16	R: 0 E: 0 K: 1 S: 6 H: 0 LOB: 0 BB: 0 P: 7	R: 0 E: 0 K: 1 S: 6 H: 1 LOB: 0 BB: 0 P: 7	R: 0 E: 0 K: 0 S: 6 H: 1 LOB: 1 BB: 0 P: 6	R: 0 E: 0 K: 0 S: 9 H: 1 LOB: 1 BB: 0 P: 14	R: 0 E: 0 K: 2 S: 12 H: 1 LOB: 1 BB: 0 P: 17	R: 0 E: 1 K: 0 S: 7 H: 0 LOB: 1 BB: 0 P: 7	1B: 6 2B: 1 3B: 0 HR: 0	SF: 0 SAC: 0 DP: 2 HBP: 0						

	AB	33
	R	0
	H	7
	RBI	0
	BB	1
	SO	6
	LOB	20

WP: 0 PB: 0 SB: 0 CS: 0 PA: 34

PITCHER	IP	WLS	BF	H	R	ER	SO	BB	IBB	HBP	BLK	WP	HR	S	P	ERA	WHIP
15 Tim Hudson, R (1, 1) ERA: 3.33	9.0	W	34	7	0	0	6	1	0	0	0	0	0	72	100	0.00	0.889

PITCHER	IP	WLS	BF	H	R	ER	SO	BB	IBB	HBP	BLK	WP	HR	S	P	ERA	WHIP

Florida Marlins @ Atlanta Braves

Turner Field, Atlanta, GA

Mon Sep 17 2007, 7:05 PM EDT

Att. 20,957 - Clear - 76 F

livebaseballscorecards.com

Batter	1	2	3	4	5	6	7	8	9	AB	R	H	RBI	BB	SO	LOB
2 Hanley Ramirez, R (1, 6) OBP: 0.390, SLG: 0.570	B SL 85 C FA 93 X SL 87 1-1 ① P3		C FA 94 C FA 94 F FC 90 F SL 88 B FA 95 X SL 85 1-2 27 6 S 1B 1B		1 SAFE 1 SAFE C FA 92 X FA 93 0-1 ③ G1-3		C SL 79 B FA 94 X FA 94 1-1 3-H 1B		C FA 95 F FA 95 X FA 95 0-2 ② F9	5	0	2	1	0	0	1
6 Dan Uggla, R (1, 4) OBP: 0.320, SLG: 0.473	S SL 87 X FA 92 0-1 ② P2		1 SAFE B FA 94 B SL 88 S SL 88 F FA 93 B SL 90 C FA 94 3-3 ② K 1-2			C CU 77 C FA 93 X SL 88 0-2 ① F9	C CU 78 C FA 95 B FA 95 S SL 82 1-3 ③ K		B FA 96 H FA 96 2-0 27 DI HBP	4	0	0	0	0	2	2
27 Jeremy Hermida, L (1, 9) OBP: 0.368, SLG: 0.500	B FA 92 B FA 92 X FA 92 2-0 ③ P5		C CH 86 X FA 94 0-1 ③ 2-3 1B			C FA 92 X SL 87 0-1 ② G4-3		C FA 95 B CH 79 B FA 94 F FA 95 B CH 87 B FA 95 4-2 1B WP 12 2B BB	B FA 95 B FA 94 B FA 95 C FA 94 B FA 94 4-1 1-2 BB	3	1	1	0	2	0	0
Miguel Cabrera, R (1, 5) OBP: 0.398, SLG: 0.565		C FA 93 F FA 92 F FA 92 S SL 88 0-3 ① K		S SL 87 C FA 93 B FC 90 B FC 89 S SL 86 2-3 ① K		X CH 84 0-0 ③ G5-3		X FA 96 0-0 ① F8	B FA 96 C SL 84 F SL 82 F FA 97 F SL 84 S SL 85 1-3 ③ K	5	0	0	0	0	3	3
Mike Jacobs, L (1, 3) OBP: 0.328, SLG: 0.476		B CH 84 B CH 83 X CH 83 2-0 ② G6-3		C FA 94 B FC 90 S CH 88 F CH 87 F CH 88 X SL 91 1-2 ② F9			B FA 91 F CH 82 X CH 83 1-1 HR	B FA 97 F FA 96 B CH 80 X FA 96 2-1 12 2B 1-3 G6-3 1B		4	2	2	1	0	0	0
12 Cody Ross, R (1, 7) OBP: 0.413, SLG: 0.689		F FA 91 X CH 84 0-1 HR		C FA 94 S FA 93 X FA 92 0-2 ③ P3			B FA 95 S FA 93 C FA 93 F FA 94 B FA 94 X SL 79 2-2 G3-1 4 2B 2B	B SI 90 F FA 90 F FA 91 B SI 91 F FA 91 X FA 91 2-2 G6-3 1-3 3-H 2B		4	2	3	2	0	0	0
Miguel Olivo, R (1, 2) OBP: 0.260, SLG: 0.409		S SL 86 X SL 85 0-1 1B			C FA 93 F FA 92 X FA 92 0-2 ① G5-3		F FA 94 S FA 94 F FA 93 X FA 95 0-2 ① G3-1 2-3	F FA 91 X FA 92 0-1 ② G6-3 2-3 3-H		4	0	1	1	0	0	2
4 Alfredo Amezaga, S (1, 8) OBP: 0.324, SLG: 0.361		S FA 92 B FA 88 1 SAFE X FA 92 1-1 ③ G5-3			C FA 90 B FA 92 B FA 90 F FA 93 B SL 86 F FA 91 B SL 88 4-2 BB		X FA 93 0-0 F8 2 1B 3-H 2B	B FA 92 B FA 92 C FA 92 T FA 92 X FA 93 2-2 ③ G4-3		3	1	1	1	1	0	2
Byung-Hyun Kim, R (1, 1) OBP: 0.097, SLG: 0.069 38 Daniel Barone, R (5, 1) OBP: 0.125, SLG: 0.125 37 Renyel Pinto, L (6, 1) Todd Linden, S (7, PH) OBP: 0.307, SLG: 0.285 22 Matt Lindstrom, R (7, 1) 48 Lee Gardner, R (8, 1) 7 Alejandro De Aza, L (9, PH) OBP: 0.250, SLG: 0.298			C FA 92 F FA 93 B SL 88 B SL 86 X SL 84 2-2 ① G5-3		C FA 91 M SL 86 L SL 88 0-3 ② K		X CH 83 0-0 ② F8 2-3		S FA 93 B FA 94 C FA 93 S FA 95 1-3 ① K	2 0 0 1 0 1 0	0 0 0 0 0 0 0	0 0 0 0 0 0 0	0 0 0 0 0 0 0	1 0 0 0 0 0 0	1 0 0 1 0 0 0	1 0 0 0 0 0 0
Inning Stats	R: 0 E: 0 K: 0 S: 5 H: 0 LOB: 0 BB: 0 P: 8	R: 1 E: 0 K: 1 S: 11 H: 2 LOB: 1 BB: 0 P: 14	R: 0 E: 0 K: 1 S: 13 H: 2 LOB: 2 BB: 0 P: 19	R: 0 E: 0 K: 1 S: 11 H: 0 LOB: 0 BB: 0 P: 14	R: 0 E: 0 K: 1 S: 11 H: 0 LOB: 1 BB: 1 P: 15	R: 0 E: 0 K: 0 S: 6 H: 0 LOB: 0 BB: 0 P: 6	R: 3 E: 0 K: 1 S: 17 H: 4 LOB: 1 BB: 0 P: 22	R: 2 E: 0 K: 0 S: 14 H: 2 LOB: 1 BB: 1 P: 24	R: 0 E: 0 K: 2 S: 12 H: 0 LOB: 2 BB: 1 P: 20	1B: 5 2B: 3 3B: 0 HR: 2 SF: 0 SAC: 0 DP: 0 HBP: 1						

	AB	36
	R	6
	H	10
	RBI	6
	BB	3
	SO	7
	LOB	12

WP: 1 PA: 40
PB: 0
SB: 1
CS: 0

PITCHER		IP	WLS	BF	H	R	ER	SO	BB	IBB	HBP	BLK	WP	HR	S	P	ERA	WHIP
29 John Smoltz, R ERA: 2.97	(1, 1)	6.0	W	22	4	1	1	4	1	0	0	0	0	1	57	76	1.50	0.833
Jose Ascanio, R ERA: 5.4	(7, 1)	0.2		6	4	3	3	0	0	0	0	0	0	1	14	18	40.50	6.000
46 Manny Acosta, R ERA: 2.6	(7, 1)	0.2		4	1	2	2	1	1	0	0	0	1	0	8	15	27.00	3.000
58 Peter Moylan, R ERA: 1.81	(8, 1)	0.2		3	1	0	0	0	0	0	0	0	0	0	9	13	0.00	1.500
39 Rafael Soriano, R ERA: 3.14	(9, 1)	1.0		5	0	0	0	2	1	0	1	0	0	0	12	20	0.00	1.000

PITCHER	IP	WLS	BF	H	R	ER	SO	BB	IBB	HBP	BLK	WP	HR	S	P	ERA	WHIP

Florida Marlins @ Atlanta Braves

Turner Field, Atlanta, GA

Mon Sep 17 2007, 7:05 PM EDT

Att. 20,957 - Clear - 76 F

BOTTOM

livebaseballscorecards.com

Batter	1	2	3	4	5	6	7	8	9	AB	R	H	RBI	BB	SO	LOB
2 Kelly Johnson, L (1, 4) OBP: 0.382, SLG: 0.473	B FA 86 B FA 87 F FA 86 B FA 88 F CH 76 H SL 80 4-2 G6-3 WP 10 1B HBP		C FA 87 F CH 80 B FA 90 B SL 81 X FA 91 2-2 1B 10 1B 2B	C CU 75 X CH 80 0-1 ② F9	C FA 89 B CH 82 C FA 89 C FA 89 1-3 ② K			X FA 87 0-0 19 1B 1B		4	3	2	0	0	1	1
Edgar Renteria, R (1, 6) OBP: 0.390, SLG: 0.473 19 Yunel Escobar, R (8, 6) OBP: 0.384, SLG: 0.444	C FA 88 B FA 88 F FA 89 B SL 80 1 SAFE 1 SAFE B CH 79 X FA 90 3-2 ① G6-3 1-3		F FA 89 X FA 90 0-1 10 1B 16 SF9 2-3 1B	C SL 77 F SL 81 X FA 90 0-2 ③ F9	X FA 91 0-0 ③ FC6-4 1-2f			C FA 85 X SL 84 0-1 1B 1-2 1B		4 1	1 0	1 1	0 0	0 0	0 0	2 0
10 Chipper Jones, S (1, 5) OBP: 0.425, SLG: 0.608 Chris Woodward, R (7, 5) OBP: 0.245, SLG: 0.265	B SL 79 S CH 79 B FA 90 X CH 81 2-1 HBP 3-H 1B		B SL 78 B FA 90 C FA 90 X FA 91 2-1 HBP 7 1B 1-3 3-H 1B		S SL 73 B SL 88 B SL 81 X FA 89 2-1 1B 7 2B 2B	B FA 89 B FA 87 F FA 86 F CH 77 B CH 79 F CH 77 X FA 90 3-2 ① F9		C FA 86 C CU 71 X CU 71 0-2 ① F7		4 1	2 0	3 0	2 0	0 0	0 0	0 2
Mark Teixeira, S (1, 3) OBP: 0.405, SLG: 0.552 Jose Ascanio, R (7, 1) 46 Manny Acosta, R (7, 1) 58 Peter Moylan, R (8, 1) Julio Franco, R (8, PH) OBP: 0.321, SLG: 0.288 39 Rafael Soriano, R (9, 1)	B FA 90 H SL 79 2-0 1-2 HBP		B CH 81 C FA 90 S SL 83 B FA 91 H SL 82 3-2 7 1B 1B 28 SF7-2-5 1-2 HBP		B CU 79 X FA 90 1-0 16 BB 7 2B 2-3 1B	B CH 82 C FA 91 B CH 80 F FA 88 S FA 91 2-3 ② K		C CU 71 S CU 72 X CU 72 0-2 5 G4-6-3 1-3 2-H 1B		2 0 0 0 0 1	2 0 0 0 0 0	1 0 0 0 1 0	0 0 0 0 0 0	1 0 0 0 0 0	0 0 0 0 0 0
16 Brian McCann, L (1, 2) OBP: 0.322, SLG: 0.466 5 Brayan Peña, S (6, PH) OBP: 0.207, SLG: 0.310 (7, 2)	C FA 90 F FA 90 B CU 80 X FA 90 1-2 ② F8		X FA 90 0-0 ① SF9 3-H		B FA 88 B CH 81 B FA 89 F FA 89 B SL 80 4-1 7 2B 1-2 HR BB	B CH 84 F FA 85 S FA 91 B CH 79 B FA 90 S CH 81 3-3 ③ K		X FA 87 0-0 ②③ G4-6-3 1-2f		1 2	1 0	0 0	1 0	1 0	0 1	2 2
7 Jeff Francoeur, R (1, 9) OBP: 0.340, SLG: 0.441	C FA 90 S FA 91 B FA 91 T FA 92 1-2 ③ K		B SL 80 B FA 89 X FA 90 2-0 28 SF7-2-5 1B 1-2 2-H 1B		X CH 78 0-0 HR 1-3 2-H 3-H 2B		S FA 98 X FA 99 0-1 ① F9			4	1	2	3	0	1	2
Andruw Jones, R (1, 8) OBP: 0.316, SLG: 0.418		C FA 88 B FA 89 F SL 80 B FA 90 X FA 90 2-2 E8 28 F8 29 CS	B SL 79 B CH 80 C FA 90 F FA 90 B SL 82 X SL 82 3-2 1-2 2-3 1B		B SL 79 F FA 88 F SL 79 X FA 90 1-2 2-H 3-H HR		S FA 99 B SI 86 B SL 86 B CU 84 B FA 97 4-1 BB		3	1	2	3	1	0	0
28 Brandon Jones, L (1, 7)		X FA 90 0-0 ① F8 2-3	B CH 79 X FA 91 1-0 ②③ SF7-2-5 2-3 3-H		C FA 88 C FA 89 T FA 89 0-2 ① K		F FA 97 C CU 83 S CH 88 0-3 ② K			3	0	0	1	0	2	2
29 John Smoltz, R (1, 1) OBP: 0.113, SLG: 0.115 Scott Thorman, L (7, 3) OBP: 0.258, SLG: 0.389		B FA 89 F FA 89 S SL 79 B SL 81 M CH 82 2-3 ②③ K 3-H		C CH 73 C SL 77 C FA 90 0-3 ① K	B FA 90 B FA 89 X FA 89 2-0 FC6-4 1B		B SL 84 B FA 98 B FA 99 C FA 97 C FA 95 X CH 87 3-2 ③ G3			3 1	0 0	1 0	0 0	0 0	2 0	1 1
Inning Stats	R: 1 E: 0 K: 1 S: 13 H: 1 LOB: 2 BB: 0 P: 26	R: 0 E: 1 K: 1 S: 7 H: 0 LOB: 1 BB: 0 P: 11	R: 4 E: 0 K: 0 S: 15 H: 5 LOB: 1 BB: 0 P: 28	R: 0 E: 0 K: 1 S: 8 H: 0 LOB: 0 BB: 0 P: 8	R: 5 E: 0 K: 2 S: 16 H: 5 LOB: 1 BB: 1 P: 27	R: 0 E: 0 K: 2 S: 10 H: 0 LOB: 0 BB: 0 P: 18	R: 0 E: 0 K: 1 S: 9 H: 0 LOB: 1 BB: 1 P: 16	R: 1 E: 0 K: 0 S: 10 H: 3 LOB: 1 BB: 0 P: 10		1B: 10 2B: 5 3B: 0 HR: 1 SF: 2 SAC: 0 DP: 3 HBP: 3 WP: 1 PB: 0 SB: 0 CS: 1 PA: 41						

	AB	34
	R	11
	H	14
	RBI	11
	BB	2
	SO	8
	LOB	15

PITCHER	IP	WLS	BF	H	R	ER	SO	BB	IBB	HBP	BLK	WP	HR	S	P	ERA	WHIP
Byung-Hyun Kim, R (1, 1) ERA: 6.06	4.0	L	24	9	9	9	3	1	0	3	0	1	0	48	85	20.25	2.500
38 Daniel Barone, R (5, 1) ERA: 5.01	1.0		5	2	1	1	2	0	0	0	0	0	1	11	15	9.00	2.000
37 Renyel Pinto, L (6, 1) ERA: 4.0	1.0		3	0	0	0	2	0	0	0	0	0	0	10	18	0.00	0.000
22 Matt Lindstrom, R (7, 1) ERA: 3.36	1.0		4	0	0	0	1	1	0	0	0	0	0	9	16	0.00	1.000
48 Lee Gardner, R (8, 1) ERA: 2.13	1.0		5	3	1	1	0	0	0	0	0	0	0	10	10	9.00	3.000

PITCHER	IP	WLS	BF	H	R	ER	SO	BB	IBB	HBP	BLK	WP	HR	S	P	ERA	WHIP

Florida Marlins @ Atlanta Braves

Turner Field, Atlanta, GA

Tue Sep 18 2007, 7:35 PM EDT

Att. 22,076 - Clear - 77 F

livebaseballscorecards.com

Batter	1	2	3	4	5	6	7	8	9	AB	R	H	RBI	BB	SO	LOB
2 Hanley Ramirez, R (1, 6) OBP: 0.390, SLG: 0.568	C FA 91 B FA 92 B FA 92 B FA 92 X FA 91 3-1 ① G5-3		B FA 90 F CU 79 B CH 84 B FA 91 F FA 85 X FA 92 3-2 6 E 1B 1-2 2-3		B FA 89 X FA 90 1-0 ② G5-3		B SL 87 B SL 89 B FA 96 C FA 96 B FA 96 4-1 27 1B 1B BB 1-2	B FA 90 C CH 84 X FA 92 1-1 ③ F8		4	1	1	0	1	0	1
6 Dan Uggla, R (1, 4) OBP: 0.319, SLG: 0.473	B FA 92 C FA 92 C FA 86 B FA 93 B FA 93 X FA 93 3-2 ② F9		B FA 92 X FA 92 1-0 ② SF7 1-2 2-3 3-H		B FA 90 F CH 83 B FA 90 B FA 89 F FA 89 X FA 92 3-2 2B		C SL 86 B SL 88 S FA 96 B FA 95 S FA 96 2-3 ② K		B FA 96 S FA 94 B FA 95 X FA 94 2-1 ① P3	4	0	1	1	0	1	2
27 Jeremy Hermida, L (1, 9) OBP: 0.366, SLG: 0.496	C FA 93 F FA 93 B CU 74 B FA 93 S 2-3 ③ K		B FA 91 X FA 90 1-0 ③ F9		B FA 92 C FA 91 F FA 91 B SL 86 B FA 93 S FA 92 3-3 ③ K		C FA 90 B CU 74 X FA 90 1-1 1B 1-2 2-3 1B		C FA 95 B FA 95 X FA 95 1-1 ② F7	5	0	1	0	0	2	3
Miguel Cabrera, R (1, 5) OBP: 0.400, SLG: 0.564		S FA 91 B FA 84 B FA 85 F FA 91 B FA 92 X FA 92 3-2 ① G4-3		B F FA 90 B FA 90 F CH 84 F CU 72 B FA 92 F FA 91 B FA 91 4-2 1B BB		X FA 94 0-0 1B 14 G4-3 1B	C FA 96 B SL 82 B CH 84 F FA 95 F FA 95 B FA 94 X FA 95 3-2 14 BB 1B 1-3 2-H 3-H		B X 1-0 ③ G5-3	4	0	2	2	1	0	0
14 Josh Willingham, R (1, 7) OBP: 0.365, SLG: 0.467		B FA 93 F FA 91 S FA 92 B FA 93 C FA 92 2-3 ② K		C CU 72 F CU 72 F FA 92 B FA 84 F FA 91 C FA 91 1-3 ① K		C FA 93 X FA 94 0-1 ① G4-3 1-2	C CH 80 S SL 81 F SL 83 B FA 97 B FA 96 B CH 83 B SL 82 4-2 1-2 BB			3	0	0	0	1	2	2
Mike Jacobs, L (1, 3) OBP: 0.330, SLG: 0.477		B SL 83 B SL 80 B FA 92 C FA 92 C FA 92 F FA 93 F FA 94 S FA 93 3-3 ③ K		B SL 81 1 SAFE C FA 90 X FA 90 1-1 1-2 1B		B FA 93 B CU 74 B FA 94 X FA 93 3-0 12 G6-4-3 1B 2-3	S SL 83 X SL 82 0-1 ③ G3			4	0	2	0	0	1	3
12 Cody Ross, R (1, 8) OBP: 0.415, SLG: 0.682			B B FA 90 B FA 91 C FA 91 F FA 90 F FA 92 B FA 91 4-2 2 1B BB 6 SF7 BB	X FA 91 0-0 ② F7		B FA 94 X FA 93 1-0 ② ③ G6-4-3 1-2f		F FA 91 B FA 90 B FA 91 B FA 91 X FA 91 3-1 G5-3 1B		3	1	1	0	1	0	4
Miguel Olivo, R (1, 2) OBP: 0.259, SLG: 0.406			B FA 90 B FA 91 B FA 92 C FA 91 B FA 89 4-1 6 E 2 1B BB 1-2	S CH 83 B CH 83 B SL 81 S CU 73 B S 3-3 ③ K			F FA 95 X FA 95 0-1 ① F8	C FA 85 D CH 84 S CH 84 S CH 83 1-3 ① K		3	0	0	0	1	2	3
Chris Seddon, L (1, 1) 19 Logan Kensing, R (5, 1) 4 Alfredo Amezaga, S (7, PH) OBP: 0.326, SLG: 0.383 32 Justin Miller, R (7, 1) Jason Wood, R (8, PH) OBP: 0.297, SLG: 0.385 57 Taylor Tankersley, L (8, 1)			L FA 91 M FA 90 M SL 81 0-3 ① K	C FA 89 X FA 88 0-1 ① G1-3			B FA 96 C FA 95 B FA 95 T FA 94 X FA 96 2-2 27 1B 2 BB 1B 1B	X FA 84 0-0 ② G5-3 1-2		2 0 1 0 1 0	0 0 1 0 0 0	0 0 1 0 0 0	0 0 0 0 0 0	1 0 0 0 0 0	2 0 0 0 1 0

Inning Stats	1	2	3	4	5	6	7	8	9
	R: 0 E: 0 K: 1 S: 8	R: 0 E: 0 K: 2 S: 11	R: 1 E: 1 K: 1 S: 12	R: 0 E: 0 K: 2 S: 15	R: 0 E: 0 K: 1 S: 9	R: 0 E: 0 K: 0 S: 5	R: 2 E: 0 K: 1 S: 20	R: 0 E: 0 K: 1 S: 8	R: 0 E: 0 K: 0 S: 5
	H: 0 LOB: 0 BB: 0 P: 16	H: 0 LOB: 0 BB: 0 P: 19	H: 1 LOB: 2 BB: 2 P: 25	H: 1 LOB: 2 BB: 1 P: 24	H: 1 LOB: 1 BB: 0 P: 16	H: 2 LOB: 1 BB: 0 P: 9	H: 3 LOB: 3 BB: 2 P: 36	H: 1 LOB: 1 BB: 0 P: 13	H: 0 LOB: 0 BB: 0 P: 9

1B: 8	SF: 1
2B: 1	SAC: 0
3B: 0	DP: 1
HR: 0	HBP: 0
WP: 0	PA: 40
PB: 0	
SB: 0	
CS: 0	

PITCHER		IP	WLS	BF	H	R	ER	SO	BB	IBB	HBP	BLK	WP	HR	S	P	ERA	WHIP
37 Jo-Jo Reyes, L ERA: 6.98	(1, 1)	5.0	W	21	3	1	1	7	3	0	0	0	0	0	55	100	1.80	1.200
58 Peter Moylan, R ERA: 1.79	(6, 1)	1.0	H	4	2	0	0	0	0	0	0	0	0	0	5	9	0.00	2.000
Tyler Yates, R ERA: 5.2	(7, 1)	0.2	H	4	1	2	2	1	1	0	0	0	0	0	9	17	27.00	3.000
Royce Ring, L ERA: 2.95	(7, 1)	0.0		1	1	0	0	0	0	0	0	0	0	0	2	3	∞	∞
46 Manny Acosta, R ERA: 2.6	(7, 1)	0.0		2	1	0	0	0	1	0	0	0	0	0	7	14	∞	∞

PITCHER		IP	WLS	BF	H	R	ER	SO	BB	IBB	HBP	BLK	WP	HR	S	P	ERA	WHIP
Ron Mahay, L ERA: 2.7	(7, 1)	1.1	H	5	1	0	0	1	0	0	0	0	0	0	10	15	0.00	0.750
39 Rafael Soriano, R ERA: 3.09	(9, 1)	1.0	S	3	0	0	0	0	0	0	0	0	0	0	5	9	0.00	0.000

AB	34
R	3
H	9
RBI	3
BB	5
SO	9
LOB	21

Florida Marlins @ Atlanta Braves

Turner Field, Atlanta, GA

Tue Sep 18 2007, 7:35 PM EDT

Att. 22,076 - Clear - 77 F

BOTTOM

livebaseballscorecards.com

Batter	1	2	3	4	5	6	7	8	9	AB	R	H	RBI	BB	SO	LOB
19 Yunel Escobar, R (1, 4) OBP: 0.387, SLG: 0.447	B FA 87 X FA 87 1-0 7 1B 1B 1B	X CH 78 0-0 ② FC1-6 1B 1-2f 2-3		B CH 77 X CH 77 1-0 1-H 1B		1 SAFE D FA 92 C SL 80 F SL 80 F FA 94 B FA 92 X SL 82 2-2 7 FC5 SH5-3 1-2 1B		B FA 83 C FA 90 F FA 90 B CU 79 C FA 91 2-3 ① K		5	1	3	1	0	1	2
Edgar Renteria, R (1, 6) OBP: 0.391, SLG: 0.473	1 SAFE B CH 79 X FA 86 1-0 ① F9	X CH 79 0-0 1-3 3-H 1B		B FA 88 1 SAFE B CH 78 B CH 77 C FA 88 F FA 88 X SL 83 3-2 ③ G6-3		X FA 93 0-0 ① SH5-3 1-2 2-3		C CU 77 S CU 80 B FA 92 F FA 91 B CU 79 B FA 92 X FA 92 3-2 10 G5-4-3 1B		4	0	2	1	0	0	2
10 Chipper Jones, S (1, 5) OBP: 0.425, SLG: 0.604	B CH 78 C FA 88 1 SAFE 1 SAFE B CH 79 C FA 88 1 SAFE S FA 89 2-3 ② K	F SL 82 C SL 81 B FA 88 X CH 78 1-2 ③ G6-3			B FA 86 B FA 86 B FA 87 B FA 87 4-0 1B 16 1B BB	I IN 76 I IN 78 I IN 78 I 4-0 7 FC5 IBB		X FA 89 0-0 ② ③ G5-4-3 1-2f		3	1	0	0	2	1	4
Mark Teixeira, S (1, 3) OBP: 0.405, SLG: 0.551	C CH 79 B SL 83 B CH 78 X FA 89 2-1 7 1B 1-2 1B		B CH 78 S CH 78 B FA 87 X CH 78 2-1 ① G6-3		C FA 85 X CH 79 0-1 16 1B 1-2 1B	B SL 80 B SL 82 F FA 94 F FA 94 S SL 82 2-3 ② K				4	0	2	0	0	1	3
7 Jeff Francoeur, R (1, 9) OBP: 0.339, SLG: 0.439	F FA 88 B FA 87 1 SAFE B FA 88 X FA 89 2-1 1-2 2-H 1B		B CH 76 B FA 86 F CH 78 X SL 81 2-1 ② F7		S SL 81 F FA 86 F FA 88 B FA 88 F SL 81 X FA 87 1-2 ① P3	B FA 94 X SL 80 1-0 ③ FC5 1-2 2-3f				4	0	1	1	0	0	5
Andruw Jones, R (1, 8) OBP: 0.314, SLG: 0.415	C FA 87 B SL 82 S FA 88 F SL 82 B FA 88 X SL 82 2-2 ③ P6		X CH 78 0-0 ③ G6-3		B CH 76 X CH 77 1-0 ② F7		B FA 91 C SL 80 S SL 81 X SL 81 1-2 ① F8			4	0	0	0	0	0	4
16 Brian McCann, L (1, 2)		F FA 87 X SL 81 0-1 23 FC6-4 1B		C F CU 74 X 0-2 ① G1-6-3	B FA 87 F FA 86 F FA 86 F CH 77 B CH 75 B FA 88 X SL 80 3-2 1-3 2-H 1B		F FA 92 F FA 92 B FA 92 S FA 92 1-3 ② K			4	0	2	1	0	1	0
23 Matt Diaz, R (1, 7) OBP: 0.366, SLG: 0.508		B FA 87 B CH 79 S CH 78 X SL 83 2-1 ① FC6-4 19 FC1-6 37 E 1-2f 1B		X CH 78 0-0 19 S 19 1B 1B	S SL 82 B SL 83 S SL 82 T SL 82 1-2 ③ K		C FA 92 B SL 82 B SL 81 B FA 92 F SL 80 X SL 80 3-2 1B			4	2	2	0	0	1	3
37 Jo-Jo Reyes, L (1, 1) OBP: 0.200, SLG: 0.200 58 Peter Moylan, R (6, 1) Pete Orr, L (6, PH) OBP: 0.222, SLG: 0.200 Tyler Yates, R (7, 1) Royce Ring, L (7, 1) 46 Manny Acosta, R (7, 1) Ron Mahay, L (7, 1) 39 Rafael Soriano, R (9, 1)		B FA 87 1 SAFE C FA 85 X FA 87 1-1 FC1 19 FC1-6 1-2		1 SAFE B CH 75 L FA 85 B FA 85 1 SAFE X FA 85 2-1 ② B2		B FA 92 B FA 92 B FA 93 B FA 93 4-0 19 SH5-3 1B BB		B FA 90 C FA 90 B SL 79 F FA 90 B SL 80 F FA 91 F FA 91 X FA 90 3-2 ③ P2		2 0 0 0 0 0 0 1 0	0 0 0 0 0 0 0 0 0	0 0 0 0 1 0 0 0 0	0 0 0 0 0 0 0 0 0	0 0 0 0 0 0 0 0 0	0 0 0 0 0 0 0 0 1	2 0 0 0 0 0 0 1 0
Inning Stats	R: 1 E: 0 K: 1 S: 13 H: 3 LOB: 2 BB: 0 P: 23	R: 1 E: 1 K: 0 S: 11 H: 2 LOB: 2 BB: 0 P: 15	R: 0 E: 0 K: 0 S: 5 H: 0 LOB: 0 BB: 0 P: 9	R: 1 E: 0 K: 0 S: 10 H: 2 LOB: 1 BB: 0 P: 16	R: 1 E: 0 K: 1 S: 15 H: 2 LOB: 2 BB: 1 P: 25	R: 0 E: 0 K: 1 S: 9 H: 1 LOB: 3 BB: 2 P: 22	R: 0 E: 0 K: 1 S: 14 H: 1 LOB: 1 BB: 0 P: 22	R: 0 E: 0 K: 1 S: 8 H: 1 LOB: 0 BB: 0 P: 13		1B: 12 2B: 0 3B: 0 HR: 0 SF: 0 SAC: 1 DP: 1 HBP: 0		WP: 0 PB: 0 SB: 1 CS: 0 PA: 39			

	AB	35
	R	4
	H	12
	RBI	4
	BB	3
	SO	5
	LOB	26

PITCHER		IP	WLS	BF	H	R	ER	SO	BB	IBB	HBP	BLK	WP	HR	S	P	ERA	WHIP
Chris Seddon, L ERA: 8.44	(1, 1)	4.2	L	25	9	4	3	1	1	0	0	0	0	0	51	84	5.79	2.143
19 Logan Kensing, R ERA: 1.08	(5, 1)	1.1		7	1	0	0	2	1	1	0	0	0	0	12	26	0.00	1.500
32 Justin Miller, R ERA: 3.32	(7, 1)	1.0		4	1	0	0	1	0	0	0	0	0	0	14	22	0.00	1.000
57 Taylor Tankersley, L ERA: 4.23	(8, 1)	1.0		3	1	0	0	1	0	0	0	0	0	0	8	13	0.00	1.000

PITCHER	IP	WLS	BF	H	R	ER	SO	BB	IBB	HBP	BLK	WP	HR	S	P	ERA	WHIP

Florida Marlins @ Atlanta Braves

Turner Field, Atlanta, GA

Wed Sep 19 2007, 7:35 PM EDT

Att. 24,449 - Clear - 77 F

TOP

livebaseballscorecards.com

Batter	1	2	3	4	5	6	7	8	9	AB	R	H	RBI	BB	SO	LOB
2 Hanley Ramirez, R (1, 6) OBP: 0.389, SLG: 0.565	B FA 88 B FA 88 X FA 89 2-0 ① F8		F CH 79 C FA 90 B FA 92 B CH 80 F FA 91 B FA 90 F FA 91 B 4-2 6 FC5 BB			S CH 78 B FA 90 F FA 88 X CH 78 1-2 ② G5-3			C FA 94 F SL 84 F FA 96 B FA 96 S SL 85 1-3 ① K	3	0	0	0	1	1	0
6 Dan Uggla, R (1, 4) OBP: 0.319, SLG: 0.477	C FA 90 B CH 80 T CH 79 B FA 90 B FA 88 X FA 89 3-2 ② F9		X CH 81 0-0 ③ FC5 1-2 2-3f			B CH 78 F FA 90 B CH 78 B X 3-1 ③ F7			X FA 95 0-0 HR	4	1	1	1	0	0	2
27 Jeremy Hermida, L (1, 9) OBP: 0.363, SLG: 0.491	B FA 87 C CH 80 F FA 89 S FA 91 1-3 ③ K			C FA 89 B FA 88 B CH 79 B FA 89 F FA 89 F FA 90 C CH 80 3-3 ① K			C CH 78 B FA 88 X CH 78 1-1 ① G4-3		B SL 83 S FA 95 B FA 95 F FA 96 C SL 85 2-3 ② K	4	0	0	0	0	3	0
Miguel Cabrera, R (1, 5) OBP: 0.399, SLG: 0.562		B FA 88 B FA 88 X FA 87 2-0 ① P4		B CH 79 X CH 79 1-0 ② G6-3			S CH 78 B CH 78 F FA 90 X CH 78 1-2 1B		C SL 84 X SL 84 0-1 ③ P3	4	0	1	0	0	0	0
14 Josh Willingham, R (1, 7) OBP: 0.363, SLG: 0.464		C FA 88 F FA 88 S FA 90 0-3 ② K		B CH 81 B SL 81 F FA 90 F FA 90 F CH 79 B FA 90 X CH 79 3-2 ③ L5			B FA 89 X FA 88 1-0 ② P2			3	0	0	0	0	1	1
Mike Jacobs, L (1, 3) OBP: 0.328, SLG: 0.473		F SL 78 B CH 81 F FA 90 X FA 91 1-2 ③ F8			F FA 88 B CH 78 F CH 80 B CH 81 X FA 89 2-2 ① F9		B CH 77 B CH 78 C FA 89 F FA 89 S FA 90 2-3 ③ K			3	0	0	0	0	1	1
12 Cody Ross, R (1, 8) OBP: 0.413, SLG: 0.675			X FA 86 0-0 6 FC5 38 SH3-4 1B		F FA 89 B FA 90 F FA 90 F FA 90 B CH 79 X FA 89 2-2 ② G4-3			B SI 91 B FA 92 S FA 92 X FA 93 2-1 ① G6-3		3	0	1	0	0	0	0
20 Matt Treanor, R (1, 2) OBP: 0.378, SLG: 0.409			C F CH 78 1 SAFE B CH 78 F CH 78 X 1-2 ① F8		B CH 77 C FA 89 F CH 80 F FA 90 B CH 80 C FA 90 2-3 ③ K			C FA 93 B FA 94 S FA 93 C SL 78 1-3 ② K		3	0	0	0	0	2	1
38 Daniel Barone, R (1, 1) OBP: 0.125, SLG: 0.125 37 Renyel Pinto, L (5, 1) 11 Robert Andino, R (6, PH) OBP: 0.500, SLG: 0.625 68 Harvey Garcia, R (6, 1) Todd Linden, S (8, PH) OBP: 0.305, SLG: 0.283 Kevin Gregg, R (8, 1)			L FA 88 X FA 89 0-1 ② SH3-4 1-2			C FA 86 B CH 76 F FA 88 S CH 78 1-3 ① K		F FA 93 C SL 77 C SL 79 0-3 ③ K		0 0 1 0 1 0	0 0 0 0 0 0	0 0 0 0 0 0	0 0 0 0 0 0	0 0 1 0 1 0	0 0 0 0 1 0	0 0 0 0 0 0

Inning Stats	1	2	3	4	5	6	7	8	9
	R: 0 E: 0 K: 1 S: 7	H: 0 LOB: 0 BB: 0 P: 13	R: 0 E: 0 K: 1 S: 7	H: 0 LOB: 0 BB: 0 P: 10	R: 0 E: 0 K: 0 S: 12	H: 1 LOB: 2 BB: 1 P: 17	R: 0 E: 0 K: 1 S: 9	H: 0 LOB: 0 BB: 0 P: 16	R: 0 E: 0 K: 1 S: 11	H: 0 LOB: 0 BB: 0 P: 17	R: 0 E: 0 K: 1 S: 8	H: 0 LOB: 0 BB: 0 P: 13	R: 0 E: 0 K: 1 S: 9	H: 1 LOB: 1 BB: 0 P: 14	R: 0 E: 0 K: 2 S: 8	H: 0 LOB: 0 BB: 0 P: 11	R: 1 E: 0 K: 2 S: 10	H: 1 LOB: 0 BB: 0 P: 13

1B: 2 SF: 0 WP: 0 PA: 31
2B: 0 SAC: 1 PB: 0
3B: 0 DP: 0 SB: 0
HR: 1 HBP: 0 CS: 0

	AB	29
	R	1
	H	3
	RBI	1
	BB	1
	SO	10
	LOB	5

PITCHER		IP	WLS	BF	H	R	ER	SO	BB	IBB	HBP	BLK	WP	HR	S	P	ERA	WHIP
36 Chuck James, L ERA: 4.11	(1, 1)	7.0	W	24	2	0	0	6	1	0	0	0	0	0	63	100	0.00	0.429
58 Peter Moylan, R ERA: 1.77	(8, 1)	1.0		3	0	0	0	2	0	0	0	0	0	0	8	11	0.00	0.000
39 Rafael Soriano, R ERA: 3.18	(9, 1)	1.0		4	1	1	1	2	0	0	0	0	0	1	10	13	9.00	1.000

PITCHER	IP	WLS	BF	H	R	ER	SO	BB	IBB	HBP	BLK	WP	HR	S	P	ERA	WHIP

Florida Marlins @ Atlanta Braves

Turner Field, Atlanta, GA

Wed Sep 19 2007, 7:35 PM EDT

Att. 24,449 - Clear - 77 F

BOTTOM

livebaseballscorecards.com

Batter	1	2	3	4	5	6	7	8	9	AB	R	H	RBI	BB	SO	LOB
2 Kelly Johnson, L (1, 4) OBP: 0.381, SLG: 0.471	F7		G6-3		1B		K			4	1	1	0	0	1	0
Edgar Renteria, R (1, 6) OBP: 0.394, SLG: 0.482	HR		1B		1B		K			4	1	3	1	0	1	0
10 Chipper Jones, S (1, 5) OBP: 0.428, SLG: 0.605	BB		P5		BB		1B			3	1	2	1	1	0	1
Mark Teixeira, S (1, 3) OBP: 0.406, SLG: 0.557	HR		F9		BB		G4-3			3	1	1	2	1	0	2
16 Brian McCann, L (1, 2) OBP: 0.323, SLG: 0.465	G4-3			1B	K			F7		4	0	1	0	0	1	3
7 Jeff Francoeur, R (1, 9) OBP: 0.337, SLG: 0.437	G5-3			F8	F8			K		4	0	0	0	0	1	4
Andruw Jones, R (1, 8) OBP: 0.314, SLG: 0.419			G5-3	F8			F8	HR		4	1	1	1	0	0	1
Willie Harris, L (1, 7) OBP: 0.357, SLG: 0.402			G4-3	K			F7	F7		4	0	0	0	0	1	1
36 Chuck James, L (1, 1) OBP: 0.151, SLG: 0.137			G6-3		F7		F7			3	0	0	0	0	0	0
58 Peter Moylan, R (8, 1)										0	0	0	0	0	0	0
39 Rafael Soriano, R (9, 1)										0	0	0	0	0	0	0
Inning Stats	R: 3 H: 2 E: 0 LOB: 0 K: 0 BB: 1 S: 14 P: 26		R: 0 H: 0 E: 0 LOB: 0 K: 0 BB: 0 S: 5 P: 8	R: 0 H: 1 E: 0 LOB: 1 K: 0 BB: 0 S: 7 P: 11	R: 0 H: 1 E: 0 LOB: 1 K: 1 BB: 1 S: 10 P: 14	R: 1 H: 3 E: 0 LOB: 3 K: 1 BB: 1 S: 16 P: 30	R: 0 H: 0 E: 0 LOB: 0 K: 2 BB: 0 S: 7 P: 8	R: 0 H: 1 E: 0 LOB: 1 K: 2 BB: 0 S: 10 P: 18	R: 1 H: 1 E: 0 LOB: 0 K: 1 BB: 0 S: 6 P: 9		1B: 6 SF: 0 2B: 0 SAC: 0 3B: 0 DP: 0 HR: 3 HBP: 0						

AB	33
R	5
H	9
RBI	5
BB	2
SO	5
LOB	12

WP: 0 PA: 35
PB: 0
SB: 0
CS: 0

PITCHER		IP	WLS	BF	H	R	ER	SO	BB	IBB	HBP	BLK	WP	HR	S	P	ERA	WHIP
38 Daniel Barone, R ERA: 5.4	(1, 1)	4.1	L	21	7	4	4	1	1	0	0	0	0	2	43	72	8.31	1.846
37 Renyel Pinto, L ERA: 3.95	(5, 1)	0.2		3	0	0	0	1	1	0	0	0	0	0	9	17	0.00	1.500
68 Harvey Garcia, R ERA: 2.16	(6, 1)	2.0		7	1	0	0	2	0	0	0	0	0	0	17	26	0.00	0.500
Kevin Gregg, R ERA: 3.25	(8, 1)	1.0		4	1	1	1	1	0	0	0	0	0	1	6	9	9.00	1.000

PITCHER	IP	WLS	BF	H	R	ER	SO	BB	IBB	HBP	BLK	WP	HR	S	P	ERA	WHIP

Batter	1	2	3	4	5	6	7	8	9	AB	R	H	RBI	BB	SO	LOB
23 Rickie Weeks Jr., R (1, 4) OBP: 0.369, SLG: 0.411	C FA 92 B FA 93 F SL 84 S 1-3 ① K		B FA 93 C CU 80 F FA 92 B FA 93 X CU 80 2-2 HR		B FA 93 B FA 93 C FA 92 B FA 93 C FA 92 F FA 92 T FA 92 3-2 ② K		C FA 97 B FA 98 F FA 96 B SL 83 B SL 81 F CH 81 F FA 96 B FA 96 4-2 27 E 27 S BB		C B C C 1-3 ③ K	4	1	1	1	1	3	1
27 Joe Dillon, R (1, 9) OBP: 0.391, SLG: 0.523 73 Seth McClung, L (7, 1) 11 Mike Rivera, R (8, 2) OBP: 0.500, SLG: 2.000	B FA 92 C FA 92 C FA 93 X SL 82 1-2 8 1B 1B		X FA 93 0-0 ② G6-3		B FA 92 F FA 91 B FA 92 B FA 91 F FA 91 F FA 91 S FA 92 3-3 ③ K		B FA 95 1 SAFE B FA 96 B FA 96 C FA 96 F FA 96 F FA 97 B FA 96 4-2 8 FC6-4 1-3 BB			3 0 0	0 0 0	1 0 0	0 0 0	1 0 0	1 0 0	1 0 0
8 Ryan Braun, R (1, 5) OBP: 0.367, SLG: 0.629	B FA 92 X FA 92 1-0 1-2 1B		B FA 92 C FA 92 C FA 93 S FA 93 1-3 ③ K			X FA 90 0-0 ① G4-3	C FA 95 S FA 96 F FA 94 X FA 98 0-2 ③ FC6-4 1-2f			4	0	1	0	0	1	2
28 Prince Fielder, L (1, 3) OBP: 0.388, SLG: 0.615	B FA 92 F FA 92 S FA 93 B CH 87 S SL 82 2-3 ② K			B FA 92 C FA 92 X FA 87 1-1 ① G5-3		B FA 92 S CH 86 B CH 87 B FA 93 B CH 85 4-1 1 FC4-6 BB		C SL 82 C FA 91 B SL 82 C SL 82 1-3 ① K		3	0	0	0	1	2	2
1 Corey Hart, R (1, 8) OBP: 0.357, SLG: 0.534	C SL 83 C SL 83 B SL 83 B FA 94 F CU 82 S CH 82 2-3 ③ K			B FA 92 X FA 91 1-0 ② G6-3		C FA 90 F FA 91 B SL 82 F FA 92 B FA 91 X 2-2 ② FC4-6 1B 1-2f		B FA 91 B FA 91 B FA 89 B 4-0 BB		3	0	0	0	1	1	3
Geoff Jenkins, L (1, 7) OBP: 0.325, SLG: 0.494 Kevin Mench, R (8, PH) OBP: 0.310, SLG: 0.449 22 Tony Gwynn Jr., L (8, PH) OBP: 0.333, SLG: 0.308 (8, 7)		C FA 91 B FA 90 B CH 86 B CH 86 X FA 92 3-1 ① F7		F FA 94 F FA 94 X CH 83 0-2 2B		B FA 92 1 SAFE X 1-0 1-3 1B		C FA 96 X FA 94 0-1 ② F9		3 0 1	0 0 0	2 0 0	0 0 0	0 0 0	0 0 1	0 0 1
Damian Miller, R (1, 2) OBP: 0.301, SLG: 0.355 20 Laynce Nix, L (8, PH) Ray King, L (8, 1)		B FA 92 B FA 92 X FA 92 2-0 ② G1-4-3		C FA 91 C FA 93 S CH 83 0-3 ③ K		C SL 80 S FA 95 B SL 83 S CU 81 1-3 ③ K		D CH 90 1 SAFE C FA 94 F SL 88 S SL 90 1-3 ③ K		3 1 0	0 0 0	0 0 0	0 0 0	0 1 0	2 1 0	3 1 0
7 J.J. Hardy, R (1, 6) OBP: 0.323, SLG: 0.467		C FA 92 X FA 93 0-1 ③ G1-3			B FA 92 X FA 92 1-0 37 SH1-4 1B		C FA 96 B CH 86 B FA 97 B FA 96 X FA 96 3-1 ① G5-3		F FA 94 B SL 83 X FA 95 1-1 ① F9	4	0	1	0	0	0	0
37 Jeff Suppan, R (1, 1) OBP: 0.167, SLG: 0.123 Gabe Gross, L (7, PH) OBP: 0.328, SLG: 0.434 (7, 9)			B FA 91 C FA 91 B FA 92 B FA 92 C FA 91 S FA 92 3-3 ① K		X FA 89 0-0 ① SH1-4 1-2		B FA 96 B FA 96 F FA 94 B CH 86 F FA 96 X SL 80 3-2 ② F7		X FA 96 0-0 ② P5	1 2	0 0	0 0	0 0	0 0	1 0	0 0
Inning Stats	R: 0 E: 0 K: 3 S: 14 H: 2 LOB: 2 BB: 0 P: 21	R: 0 E: 0 K: 0 S: 5 H: 0 LOB: 0 BB: 0 P: 10	R: 1 E: 0 K: 2 S: 10 H: 1 LOB: 0 BB: 0 P: 16	R: 0 E: 0 K: 1 S: 9 H: 1 LOB: 1 BB: 0 P: 11	R: 0 E: 0 K: 2 S: 10 H: 1 LOB: 1 BB: 0 P: 17	R: 0 E: 0 K: 1 S: 10 H: 1 LOB: 2 BB: 1 P: 18	R: 0 E: 0 K: 0 S: 16 H: 0 LOB: 2 BB: 2 P: 30	R: 0 E: 0 K: 2 S: 8 H: 0 LOB: 1 BB: 1 P: 14	R: 0 E: 0 K: 1 S: 6 H: 0 LOB: 0 BB: 0 P: 8	1B: 4 2B: 1 3B: 0 HR: 1 SF: 0 SAC: 1 DP: 0 HBP: 0						

PITCHER		IP	WLS	BF	H	R	ER	SO	BB	IBB	HBP	BLK	WP	HR	S	P	ERA	WHIP
30 Jeff Bennett, R ERA: 1.59	(1, 1)	5.2	W	24	6	1	1	8	1	0	0	0	0	1	55	89	1.59	1.235
46 Manny Acosta, R ERA: 2.41	(6, 1)	1.1	H	6	0	0	0	1	2	0	0	0	0	0	19	34	0.00	1.500
Ron Mahay, L ERA: 2.69	(8, 1)	0.1	H	2	0	0	0	1	1	0	0	0	0	0	3	8	0.00	3.000
Tyler Yates, R ERA: 5.15	(8, 1)	0.2	H	2	0	0	0	1	0	0	0	0	0	0	5	6	0.00	0.000
39 Rafael Soriano, R ERA: 3.13	(9, 1)	1.0	S	3	0	0	0	1	0	0	0	0	0	0	6	8	0.00	0.000

PITCHER	IP	WLS	BF	H	R	ER	SO	BB	IBB	HBP	BLK	WP	HR	S	P	ERA	WHIP

TOP

Milwaukee Brewers @ Atlanta Braves

Turner Field, Atlanta, GA

Thu Sep 20 2007, 7:35 PM EDT

Att. 26,598 - Cloudy - 75 F

livebaseballscorecards.com

AB	32
R	1
H	6
RBI	1
BB	4
SO	12
LOB	14



WP: 0	PA: 37		
PB: 0			
SB: 1			
CS: 0			

Batter	1	2	3	4	5	6	7	8	9	AB	R	H	RBI	BB	SO	LOB
2 Kelly Johnson, L (1, 4) OBP: 0.378, SLG: 0.467	C FA 86 B FA 87 B FA 87 C FA 88 X CU 72 2-2 G3 ①	S CU 73 C CU 72 F CU 74 S 0-3 K ②			B FA 86 X FA 88 1-0 G4-3 ①		B CU 79 C CU 78 B FA 93 B FA 95 X 3-1 F7 ①			4	0	0	0	0	1	4
Edgar Renteria, R (1, 6) OBP: 0.393, SLG: 0.479	C FA 88 B SL 82 B SL 84 X FA 90 2-1 L4 ②	F SL 85 B FA 90 B FA 88 D SL 83 C FA 90 B FA 88 4-2 10 1B 1-2 2-3 BB			C FA 90 B FA 88 B CU 74 S SL 85 C FA 91 2-3 K ②		B FA 96 B SL 83 B FA 96 C FA 94 X FA 94 3-1 G6-4-3 ②③ 1-2f			3	0	0	0	1	1	2
10 Chipper Jones, S (1, 5) OBP: 0.430, SLG: 0.606	X FA 88 0-0 BB 16 1B 1B	S CH 82 C FA 90 D CU 74 X 1-2 1-3 2-H 3-H 1B ③			B CU 73 F FA 88 B CH 80 X SL 86 2-1 1B			C FA 90 B FA 89 X FA 89 1-1 G1-3 ①		4	1	3	2	0	0	0
Mark Teixeira, S (1, 3) OBP: 0.405, SLG: 0.553	B FA 88 D CU 72 B FA 88 B FA 90 4-0 16 1B 1-2 BB		C FA 87 F FA 87 B FA 87 S CU 73 1-3 K ①		F FA 85 F FA 89 B CU 74 X FA 90 1-2 F7 ③			B FA 90 C FA 87 B FA 82 S SL 81 C SL 81 2-3 K ②		3	0	0	0	1	2	1
16 Brian McCann, L (1, 2) OBP: 0.324, SLG: 0.465	C FA 89 S CU 75 X CU 74 0-2 1-3 2-H 1B		B FA 86 B FA 86 S FA 89 X 2-1 P5 ②			X FA 87 0-0 7 G4-6-3 1B		C FA 85 B FA 90 X FA 88 1-1 G6-3 ③		4	0	2	1	0	0	0
7 Jeff Francoeur, R (1, 9) OBP: 0.336, SLG: 0.434	B SL 84 S FA 89 F FA 89 S CU 75 1-3 K ③		B FA 89 X SL 86 1-0 P5 ③			B FA 88 X SL 86 1-0 G4-6-3 ①② 1-2f				3	0	0	0	0	1	3
Andruw Jones, R (1, 8) OBP: 0.314, SLG: 0.419		X SL 83 0-0 BB 10 23 1B 1B 1B		X FA 88 0-0 G6-3 ①		B SL 85 F SL 87 B FA 89 S FA 89 X FA 91 2-2 G4-3 ③				3	1	1	0	0	0	0
23 Matt Diaz, R (1, 7) OBP: 0.369, SLG: 0.508		C FA 88 X CH 80 0-1 BB 10 1B 1-2 1B		C CH 84 C SL 81 F CU 70 B FA 87 B FA 88 F CU 74 B SL 86 T 3-2 K ②			B FA 95 F FA 95 B CU 81 C FA 94 B FA 98 B FA 97 4-2 1B BB			2	1	1	0	1	1	0
30 Jeff Bennett, R (1, 1) 46 Manny Acosta, R (6, 1) Pete Orr, L (7, PH) OBP: 0.234, SLG: 0.213 Ron Mahay, L (8, 1) Tyler Yates, R (8, 1) 39 Rafael Soriano, R (9, 1)		M B L B L 2-3 K ①		X FA 88 0-0 G4-3 ③			1 SAFE L FA 95 X FA 94 0-1 G6-4-3 1-2 1B			2 0 1 0 0 0	0 0 0 0 0 0	0 0 1 0 0 0	0 0 0 0 0 0	0 0 0 0 0 0	1 0 0 0 0 0	2 0 0 0 0 0
Inning Stats	R: 1 E: 0 K: 1 S: 12 H: 2 LOB: 2 BB: 1 P: 21	R: 2 E: 0 K: 2 S: 15 H: 3 LOB: 2 BB: 1 P: 22	R: 0 E: 0 K: 1 S: 6 H: 0 LOB: 0 BB: 0 P: 10	R: 0 E: 0 K: 1 S: 7 H: 0 LOB: 0 BB: 0 P: 10	R: 0 E: 0 K: 1 S: 9 H: 1 LOB: 1 BB: 0 P: 15	R: 0 E: 0 K: 0 S: 5 H: 1 LOB: 0 BB: 0 P: 8	R: 0 E: 0 K: 0 S: 8 H: 1 LOB: 1 BB: 1 P: 18	R: 0 E: 0 K: 1 S: 7 H: 0 LOB: 0 BB: 0 P: 11		1B: 8 2B: 0 3B: 0 HR: 0	SF: 0 SAC: 0 DP: 2 HBP: 0			WP: 0 PB: 0 SB: 0 CS: 0	PA: 32	

PITCHER		IP	WLS	BF	H	R	ER	SO	BB	IBB	HBP	BLK	WP	HR	S	P	ERA	WHIP
37 Jeff Suppan, R ERA: 4.72	(1, 1)	6.0	L	25	7	3	3	6	2	0	0	0	0	0	54	86	4.50	1.500
73 Seth McClung, R ERA: 4.32	(7, 1)	1.0		4	1	0	0	0	1	0	0	0	0	0	8	18	0.00	2.000
Ray King, L ERA: 4.86	(8, 1)	1.0		3	0	0	0	1	0	0	0	0	0	0	7	11	0.00	0.000

PITCHER	IP	WLS	BF	H	R	ER	SO	BB	IBB	HBP	BLK	WP	HR	S	P	ERA	WHIP

BOTTOM

Milwaukee Brewers @ Atlanta Braves

Turner Field, Atlanta, GA

Thu Sep 20 2007, 7:35 PM EDT

Att. 26,598 - Cloudy - 75 F

livebaseballscorecards.com

AB	29
R	3
H	8
RBI	3
BB	3
SO	7
LOB	12

Milwaukee Brewers @ Atlanta Braves

Turner Field, Atlanta, GA

Fri Sep 21 2007, 7:05 PM EDT

Att. 34,401 - Partly Cloudy - 75 F

TOP

livebaseballscorecards.com

Batter	1	2	3	4	5	6	7	8	9	AB	R	H	RBI	BB	SO	LOB
Craig Counsell, L (1, 4) (8, 5) OBP: 0.326, SLG: 0.312	C FA 90 B FA 91 X FA 90 1-1 ① G3		B SI 91 B FA 91 X FA 91 2-0 ② G3		B FA 92 B FA 93 B FA 92 C CH 88 B FA 91 4-1 BB			F FA 89 B CU 72 B FA 90 F FA 89 F FA 90 B FA 90 X FA 92 3-2 ① F9	C FA 93 F FA 94 F SL 88 1 SAFE 1 SAFE F FA 94 B FA 94 P PO 91 F SL 88 4-2 B FA 95 B FA 95 1-2 7 SH5-4 BB	3	0	0	0	2	0	0
7 J.J. Hardy, R (1, 6) OBP: 0.320, SLG: 0.464	C FA 90 B SL 87 X SL 86 1-1 ② G5-3		B CU 75 C FA 91 B FA 92 S CH 80 X CU 78 2-2 ③ G1-3		C FA 92 F SI 90 S SL 86 0-3 ③ K			B SL 86 F FA 91 B FA 91 S SL 84 X CU 77 2-2 F7	② L FA 89 C FA 91 X FA 96 0-2 ① SH5-4 1-2 2-3	4	0	0	0	0	1	2
8 Ryan Braun, R (1, 5) OBP: 0.369, SLG: 0.627 Damian Miller, R (8, 2) OBP: 0.299, SLG: 0.355	X FA 92 0-0 1B			C FA 89 B FA 92 F FA 92 S FA 92 1-3 ① K		X FA 91 0-0 ① P6		B SL 86 F FA 92 X FA 91 1-1 28 1B 1 1B 1B	B FA 96 B FA 95 B FA 96 C FA 95 S FA 96 X FA 96 3-2 ② SF9 3-H	4 0	1 0	2 0	0 1	0 0	1 0	0 0
28 Prince Fielder, L (1, 3) OBP: 0.388, SLG: 0.613	1 SAFE B CH 88 C CH 88 1 SAFE X CH 81 1-1 ③ F8			S CH 82 B FA 91 X FA 91 1-1 ② G5-3		C FA 89 B FA 91 X FA 90 1-1 ② G4-3		C FA 91 1 SAFE B FA 90 X FA 90 1-1 1 E 27 BB 1 1B 1B 1-2	I I I I 4-0 IBB	4	1	1	0	1	0	1
1 Corey Hart, R (1, 9) OBP: 0.359, SLG: 0.537		B CU 74 B FA 90 X FA 88 2-0 F8 2B		B FA 90 X FA 91 1-0 1B		B FA 91 C SL 85 B CH 78 B FA 92 C FA 90 F FA 91 F FA 91 X FA 90 3-2 ③ G5-3		B SL 86 C FA 92 S SL 86 F CU 78 X SL 86 1-2 E9 27 BB 2 1B 1B 1-3 2-H	C FA 95 B FA 95 F SL 83 B FA 96 S CU 83 2-3 ③ K	5	1	3	1	0	1	2
Geoff Jenkins, L (1, 7) OBP: 0.324, SLG: 0.490		X FA 92 0-0 ① P6		S FA 90 1 SAFE S CH 88 P PO 82 B FA 90 B SI 91 X FS 82 3-2 ③ F8			B CH 87 S CH 78 B FA 90 F CH 89 F FA 91 X FA 91 2-2 ① F7	I I I I 4-0 27 BB 2 1B IBB		3	0	0	0	1	0	2
Johnny Estrada, S (1, 2) OBP: 0.296, SLG: 0.404 52 Mel Stocker, S (7, PR) 11 Mike Rivera, R (7, 2) OBP: 0.500, SLG: 2.000 Gabe Gross, L (8, PH) OBP: 0.328, SLG: 0.434 27 Joe Dillon, R (8, PH) OBP: 0.400, SLG: 0.523 Derrick Turnbow, R (8, 1) Francisco Cordero, R (9, 1)		F SI 91 X FA 90 0-1 ② F8 2-3			C CH 78 F CH 82 X CH 78 0-2 12 SH3-4 1B		B FA 90 B FA 90 X CH 79 2-0 2 S 1B	B FA 91 B FA 91 B FA 90 B FA 89 4-0 2 1B BB 1-2 2-3 3-H		3 0 0 0 0 0 0	0 0 0 0 0 0 0	2 0 0 0 1 0 0	0 0 0 0 1 0 0	0 0 0 0 0 0 0	0 0 0 0 0 0 0	1 0 0 0 0 0 0
2 Bill Hall, R (1, 8) OBP: 0.317, SLG: 0.428		M SL 86 X FA 92 0-1 ③ G6-3			S FA 90 F SL 87 C CU 76 0-3 ① K		1 SAFE F 1 SAFE C FA 90 B T 1-2 ② K 1-2	X FA 95 0-0 ③ 1-2 2-H 3-H 1B		4	0	1	1	0	2	3
12 Carlos Villanueva, R (1, 1) OBP: 0.091, SLG: 0.091 20 Laynce Nix, L (7, PH) Scott Linebrink, R (7, 1) 23 Rickie Weeks Jr., R (8, 4) OBP: 0.370, SLG: 0.411			B FA 88 B FA 89 C FA 88 S FA 90 S FA 91 2-3 ① K		B FA 92 L SI 90 B X 2-1 ② SH3-4 1-2		B CU 82 B FA 90 C CH 81 X FA 92 2-1 ③ G4-3		B FA 96 B FA 95 B FA 94 C FA 95 B FA 96 4-1 7 SH5-4 S SF9 BB	1 1 0 0	0 0 0 1	0 0 0 0	0 0 0 0	0 0 1 1	1 0 0 0	0 2 0 0
Inning Stats	R: 0 E: 0 K: 0 S: 7 H: 1 LOB: 1 BB: 0 P: 10	R: 0 E: 0 K: 0 S: 6 H: 1 LOB: 1 BB: 0 P: 8	R: 0 E: 0 K: 1 S: 7 H: 0 LOB: 0 BB: 0 P: 13	R: 0 E: 0 K: 1 S: 10 H: 1 LOB: 1 BB: 0 P: 15	R: 0 E: 0 K: 2 S: 12 H: 1 LOB: 2 BB: 1 P: 18	R: 0 E: 0 K: 0 S: 8 H: 0 LOB: 0 BB: 0 P: 12	R: 0 E: 0 K: 1 S: 10 H: 1 LOB: 2 BB: 0 P: 17	R: 3 E: 1 K: 0 S: 16 H: 4 LOB: 2 BB: 2 P: 32	R: 1 E: 0 K: 1 S: 16 H: 0 LOB: 2 BB: 3 P: 32	1B: 8 2B: 1 3B: 0 HR: 0 SF: 1 SAC: 2 DP: 0 HBP: 0						

	AB	32
	R	4
	H	9
	RBI	4
	BB	6
	SO	6
	LOB	13

WP: 0 PB: 0 SB: 2 CS: 0 PA: 41

PITCHER		IP	WLS	BF	H	R	ER	SO	BB	IBB	HBP	BLK	WP	HR	S	P	ERA	WHIP
15 Tim Hudson, R ERA: 3.34	(1, 1)	7.2	L	33	8	3	3	5	1	1	0	0	0	0	75	120	3.52	1.174
Ron Mahay, L ERA: 2.69	(8, 1)	0.0		1	0	0	0	0	1	0	0	0	0	0	0	4	∞	∞
Tyler Yates, R ERA: 5.26	(8, 1)	0.1		3	1	1	1	0	2	0	0	0	0	0	8	15	27.00	9.000
Joey Devine, R ERA: 1.5	(9, 1)	1.0		4	0	0	0	1	0	1	0	0	0	0	9	18	0.00	0.000

PITCHER	IP	WLS	BF	H	R	ER	SO	BB	IBB	HBP	BLK	WP	HR	S	P	ERA	WHIP

Batter	1	2	3	4	5	6	7	8	9	AB	R	H	RBI	BB	SO	LOB
19 Yunel Escobar, R (1, 4) OBP: 0.385, SLG: 0.443	B FA 86 X FA 87 1-0 F9 ①		C FA 88 B CU 74 C CU 73 B SL 82 B SL 83 F CH 82 B CU 74 4-2 BB		X SL 79 0-0 G6-4-3 ①② 1-2f		F CU 79 B FA 94 B FA 92 B FA 92 X FA 92 3-1 G4-3 ③			3	0	0	0	1	0	3
Edgar Renteria, R (1, 6) OBP: 0.390, SLG: 0.475	X FA 87 0-0 F9 ②		P PO 84 C CH 82 1 SAFE T FA 89 S SL 84 1-3 K ②		C FA 88 B FA 88 C CU 74 C FA 88 1-3 K ③			B FA 94 B SL 94 C FA 94 X FA 94 2-1 F9 ①		4	0	0	0	0	2	1
10 Chipper Jones, S (1, 5) OBP: 0.427, SLG: 0.601	C FA 88 B CU 74 F CH 83 B FA 89 B FA 88 X CH 83 3-2 F8 ③		1 SAFE C FA 90 B FA 90 B FA 90 T CU 75 X SL 84 2-2 F8 ③			C CH 80 B SL 82 B FA 88 X FA 88 2-1 G4-3 ①		B FA 95 B FA 94 F FA 95 C FA 95 B FA 95 C FA 94 3-3 K ②		4	0	0	0	0	1	1
Mark Teixeira, S (1, 3) OBP: 0.404, SLG: 0.557		B CU 70 B FA 88 C FA 88 X FA 89 2-1 HR		C FA 87 X FA 89 0-1 P5 ①		C CU 74 B CH 82 B CH 80 S CU 72 X FA 90 2-2 G1-3 ②		B FA 96 C SL 82 X FA 95 1-1 G1-3 ③		4	1	1	1	0	0	0
16 Brian McCann, L (1, 2) OBP: 0.325, SLG: 0.464		F FA 88 X FA 88 0-1 1B		B CU 72 C CU 73 B FA 89 B CH 83 B FA 90 4-1 7 BB BB		X FA 90 0-0 F8 ③			B FA 92 C FA 93 S FA 94 X CH 85 1-2 P4 ①	3	0	1	0	1	0	0
7 Jeff Francoeur, R (1, 9) OBP: 0.337, SLG: 0.436		S SL 81 X SL 82 0-1 F9 ①		B CH 82 B FA 89 B SL 82 B FA 89 4-0 1-2 BB			B CU 80 S FA 94 F FA 93 S CU 82 1-3 K ①		B FA 95 X FA 94 1-0 2B	3	0	1	0	1	1	1
Andruw Jones, R (1, 8) OBP: 0.312, SLG: 0.416		B CH 81 X CH 82 1-0 L5 ②		S SL 82 B FA 90 S SL 84 B FA 90 C SL 83 2-3 K ②			B FA 94 B CU 80 F FA 92 C FA 94 F FA 93 S CU 81 2-3 K ②		C SL 88 B FA 96 F FA 95 B SL 88 B FA 96 F FA 95 S SL 89 3-3 K ②	4	0	0	0	0	3	4
23 Matt Diaz, R (1, 7) OBP: 0.368, SLG: 0.507		X FA 88 0-0 G4-3 ③		B CH 81 S SL 84 F FA 88 F CU 75 S SL 83 1-3 K ③			F FA 93 B CH 80 X FA 92 1-1 2B		C SL 89 S SL 89 B SL 89 D SL 89 F FA 96 S SL 90 2-3 K ③	4	0	1	0	0	2	4
15 Tim Hudson, R (1, 1) OBP: 0.299, SLG: 0.311 Ron Mahay, L (8, 1) Tyler Yates, R (8, 1) Joey Devine, R (9, 1)			C FA 87 X CH 80 0-1 F7 ①		X FA 86 0-0 19 G6-4-3 1B		B FA 93 B FA 92 B FA 91 C FA 92 S FA 92 B FA 92 4-2 BB			2 0 0 0	0 0 0 0	1 0 0 0	0 0 0 0	1 0 0 0	0 0 0 0	0 0 0 0
Inning Stats	R: 0 E: 0 K: 0 S: 5 H: 0 LOB: 0 BB: 0 P: 9	R: 1 E: 0 K: 0 S: 8 H: 2 LOB: 1 BB: 0 P: 11	R: 0 E: 0 K: 1 S: 12 H: 0 LOB: 1 BB: 1 P: 18	R: 0 E: 0 K: 2 S: 10 H: 0 LOB: 2 BB: 2 P: 21	R: 0 E: 0 K: 1 S: 5 H: 1 LOB: 0 BB: 0 P: 6	R: 0 E: 0 K: 0 S: 6 H: 0 LOB: 0 BB: 0 P: 10	R: 0 E: 0 K: 2 S: 13 H: 1 LOB: 2 BB: 1 P: 24	R: 0 E: 0 K: 1 S: 7 H: 0 LOB: 0 BB: 0 P: 13	R: 0 E: 0 K: 2 S: 12 H: 1 LOB: 1 BB: 0 P: 19	1B: 2 2B: 2 3B: 0 HR: 1	SF: 0 SAC: 0 DP: 1 HBP: 0			WP: 0 PB: 0 SB: 0 CS: 0	PA: 35		

PITCHER		IP	WLS	BF	H	R	ER	SO	BB	IBB	HBP	BLK	WP	HR	S	P	ERA	WHIP
12 Carlos Villanueva, R ERA: 3.97	(1, 1)	6.0		23	3	1	1	4	3	0	0	0	0	0	46	75	1.50	1.000
Scott Linebrink, R ERA: 3.61	(7, 1)	1.0	W	5	1	0	0	2	1	0	0	0	0	0	13	24	0.00	2.000
Derrick Turnbow, R ERA: 4.26	(8, 1)	1.0	H	3	0	0	0	1	0	0	0	0	0	0	7	13	0.00	0.000
Francisco Cordero, R ERA: 2.73	(9, 1)	1.0	S	4	1	0	0	2	0	0	0	0	0	0	12	19	0.00	1.000

PITCHER	IP	WLS	BF	H	R	ER	SO	BB	IBB	HBP	BLK	WP	HR	S	P	ERA	WHIP

BOTTOM

Milwaukee Brewers @ Atlanta Braves

Turner Field, Atlanta, GA

Fri Sep 21 2007, 7:05 PM EDT
Att. 34,401 - Partly Cloudy - 75 F

livebaseballscorecards.com

AB	31
R	1
H	5
RBI	1
BB	4
SO	9
LOB	14

Milwaukee Brewers @ Atlanta Braves

Turner Field, Atlanta, GA

Sat Sep 22 2007, 3:55 PM EDT

Att. 42,378 - Cloudy - 84 F

TOP

livebaseballscorecards.com

Batter	1	2	3	4	5	6	7	8	9	10	11	AB	R	H	RBI	BB	SO	LOB
23 Rickie Weeks Jr., R (1, 4) OBP: 0.371, SLG: 0.407	L SL 88 B FA 94 S SL 86 B FA 92 B SL 89 B SL 84 4-2 7 G6-3 BB			C B FA 91 C FA 90 B FA 91 T SL 87 2-2 ① K		B FA 94 B SL 86 B FA 94 B FA 92 4-0 7 HR BB		B FA 93 C FA 90 B FA 90 B SL 87 F FA 92 X FA 93 3-2 ③ F9		C FA 92 S FA 92 B FA 93 B FA 92 B SL 83 C FA 91 3-3 ③ K 1-2		3	1	0	0	2	2	4
7 J.J. Hardy, R (1, 6) OBP: 0.321, SLG: 0.469	1 SAFE C FA 94 B FA 93 F FA 91 X FA 93 1-2 ①② G6-3 1-2			S SL 87 S SL 86 B SL 87 X SL 86 1-2 ② G5-3		1 SAFE C SL 86 C SL 87 1 SAFE B FA 94 X SL 86 1-2 1-H HR			C FA 95 C FA 95 F FA 95 F FA 97 F SL 85 B SL 84 B SL 84 B FA 94 X FA 94 3-2 ① L8		C FA 92 B FA 86 X FA 85 1-1 1 G5-3 37 SH3-4 1B	5	1	2	2	0	0	1
8 Ryan Braun, R (1, 5) OBP: 0.366, SLG: 0.621 Chris Spurling, R (9, 1) Francisco Cordero, R (10, 1) 37 Jeff Suppan, R (11, PH) OBP: 0.167, SLG: 0.123 73 Seth McClung, L (11, 1) Brian Shouse, L (11, 1)	B FA 92 S SL 86 B FA 93 X FA 92 2-1 ③ F8			C SL 87 S SL 86 X SL 85 0-2 ③ G6-3		F FA 94 B FA 92 X FA 92 1-1 ③ P4			S FA 96 B FA 95 S FA 94 B FA 95 F FA 95 S FA 96 2-3 ② K		X FA 91 0-0 ① SH3-4 1-2	4 0 0 0 0	0 0 0 0 0	0 0 0 0 0	0 0 0 0 0	0 0 0 0 0	1 0 0 0 0	0 0 0 0 0
28 Prince Fielder, L (1, 3) OBP: 0.388, SLG: 0.609		C FA 90 S FC 89 F SI 89 B FA 92 F SL 86 B CH 88 S FA 88 2-3 ① K		B SL 85 B CH 85 B FA 91 C FA 90 B FA 92 4-1 BB			X CH 84 0-0 ① F7		F FA 97 T FA 96 B FA 97 S FA 97 1-3 ③ K		I IN 66 I IN 70 I IN 72 4-0 1 G5-3 IBB	3	0	0	0	2	2	0
1 Corey Hart, R (1, 9) OBP: 0.357, SLG: 0.540		B FA 94 X FA 93 1-0 ② P6		B SL 87 B SL 85 B FA 93 C FA 91 F FA 92 S SL 85 3-3 ① K			C FA 93 X FA 90 0-1 ② L4			B FA 94 F FA 93 B FA 94 X FA 94 2-1 HR	C FA 95 B FA 96 F FA 96 B FA 95 X FA 95 2-2 ② G5-3 1-2 2-3	5	1	1	1	0	1	3
Geoff Jenkins, L (1, 7) OBP: 0.323, SLG: 0.485		B FA 93 F FA 91 B FA 92 X CH 85 2-1 ③ F7		B SL 86 F CH 86 C FA 88 B CH 87 S CH 87 2-3 ② K			F FA 90 C FA 91 B FA 90 S FS 88 1-3 ③ K			F FA 94 B CU 76 F FA 94 B SL 78 F SL 79 F FA 94 X FA 94 2-2 ① G1-3	I I I I 4-0 IBB	4	0	0	0	1	2	1
Johnny Estrada, S (1, 2) OBP: 0.297, SLG: 0.404 22 Tony Gwynn Jr., L (8, PR) OBP: 0.333, SLG: 0.308 11 Mike Rivera, R (8, 2) OBP: 0.600, SLG: 1.800 52 Mel Stocker, S (10, PR) Damian Miller, R (10, 2) OBP: 0.297, SLG: 0.353		C FA 91 B CU 79 B FC 90 X FA 91 2-1 ① G1-6-3		S CH 87 S CH 87 X CH 87 0-2 ③ G4-1				B FA 90 B FA 89 C FA 89 X FA 90 2-1 G4-3 1B		B FA 95 X FA 94 1-0 2 1B 2 S 1B	B FA 94 B FA 94 B FA 96 C FA 95 X FA 95 3-1 ③ P3	3 0 1 0 1	0 0 0 0 0	1 0 1 0 0	0 0 0 0 0	0 0 0 0 0	0 0 0 0 0	1 0 0 0 3
2 Bill Hall, R (1, 8) OBP: 0.316, SLG: 0.426		C SL 87 S SL 87 F SL 87 S SL 87 0-3 ② K				S SL 85 B FA 94 S SL 88 S SL 85 1-3 ① K		C FA 92 L SL 86 L SL 84 0-3 ① K		P PO 89 B FA 91 X CH 85 2-0 23 DI 1B 1-3		4	0	1	0	0	3	1
49 Yovani Gallardo, R (1, 1) OBP: 0.275, SLG: 0.487 Gabe Gross, L (8, PH) OBP: 0.327, SLG: 0.431 Derrick Turnbow, R (8, 1) Ray King, L (8, 1) Craig Counsell, L (9, 5) OBP: 0.325, SLG: 0.310		C FA 94 X FA 93 0-1 ③ P3				B SL 84 F FA 93 X SL 86 1-1 ② G6-3		C FA 91 1 SAFE 1 SAFE B FC 88 X FA 91 1-1 ② G4-3 1-2		B 1 SAFE L FA 89 1 SAFE C CU 71 L CU 72 1-3 ② K		2 1 0 0 1	0 0 0 0 0	0 0 0 0 1	0 0 0 0 2	0 0 0 0 1	0 1 0 0 2	0 1 0 0 2

Inning Stats	1	2	3	4	5	6	7	8	9	10	11
	R: 0 E: 0 K: 0 S: 7 H: 0 LOB: 0 BB: 1 P: 14	R: 0 E: 0 K: 1 S: 8 H: 0 LOB: 0 BB: 0 P: 13	R: 0 E: 0 K: 1 S: 8 H: 0 LOB: 0 BB: 0 P: 10	R: 0 E: 0 K: 1 S: 9 H: 0 LOB: 0 BB: 0 P: 12	R: 0 E: 0 K: 2 S: 10 H: 0 LOB: 1 BB: 1 P: 19	R: 2 E: 0 K: 1 S: 10 H: 1 LOB: 0 BB: 1 P: 18	R: 0 E: 0 K: 1 S: 6 H: 0 LOB: 0 BB: 0 P: 7	R: 0 E: 0 K: 1 S: 10 H: 1 LOB: 2 BB: 0 P: 16	R: 0 E: 0 K: 2 S: 13 H: 0 LOB: 0 BB: 0 P: 19	R: 1 E: 0 K: 2 S: 16 H: 3 LOB: 3 BB: 0 P: 26	R: 0 E: 0 K: 0 S: 8 H: 1 LOB: 3 BB: 2 P: 22

| | | | |

Batter	1	2	3	4	5	6	7	8	9	10	11	AB	R	H	RBI	BB	SO	LOB
2 Kelly Johnson, L (1, 4) OBP: 0.377, SLG: 0.464	B FA 90 B FA 90 B FA 88 C FA 89 B FA 92 4-1 1B 10 SF8 BB		B FA 91 X FA 92 1-0 ① P6		B CU 76 C FA 91 B FA 92 C FA 92 S FA 94 2-3 ③ K			C FA 86 B SL 82 C FA 88 B SL 83 B CH 82 F SL 82 C SL 81 3-3 ① K 1-2		F FA 96 C SL 88 F SL 88 B FA 95 B SL 89 S SL 89 2-3 ③ K		4	1	0	0	1	3	1
Edgar Renteria, R (1, 6) OBP: 0.392, SLG: 0.474 Willie Harris, L (11, PR) OBP: 0.357, SLG: 0.402	B FA 91 C FA 90 1 SAFE B SL 82 B SL 81 F FA 92 F FA 93 F FA 93 X FA 93 3-2 16 BB 1-3 1B		B FA 93 B FA 93 X FA 90 2-0 ② F8			B FA 92 X FA 92 1-0 ① G6-3		B FA 86 B FA 85 B FA 85 B FA 83 4-0 10 G6-4-3 BB			C FA 95 B FA 98 B CU 80 B FA 97 C FA 97 B FA 96 4-2 10 E 1B BB	3 0	0 1	1 0	0 0	2 0	0 0	0 0
10 Chipper Jones, S (1, 5) OBP: 0.427, SLG: 0.606	B CU 79 B FA 93 B FA 93 S FA 90 X FA 93 3-1 ① SF8 3-H		B CH 84 B FA 93 C FA 93 X FA 92 2-1 HR			B CU 81 X CH 84 1-0 1B		B FA 88 X FA 90 1-0 ② ③ G6-4-3 1-2f			B CU 81 F CU 81 B CU 81 X CU 82 2-1 FC4 1B 1-2	4	1	2	2	0	0	3
Mark Teixeira, S (1, 3) OBP: 0.402, SLG: 0.553	C FA 93 1 SAFE C FA 93 X CU 79 0-2 ② F7		B FA 95 X CH 84 1-0 ③ G3-1			C FA 91 B FA 91 B FA 89 T FA 91 S FA 92 2-3 ② K		B FA 92 B FA 92 C FA 91 C FA 92 B FA 93 F FA 92 X FA 93 3-2 ③ G6-3			B CU 81 C CU 81 B SL 74 X CU 83 2-1 1-3 2-H 1B	5	0	1	1	0	1	2
16 Brian McCann, L (1, 2) OBP: 0.325, SLG: 0.461	C CU 79 B FA 94 B FA 92 B FA 92 B FA 92 4-1 7 FC6-4 1-2 BB			X SL 82 0-0 ① F9					B FA 93 B FA 92 X FA 92 2-0 ① L3 S FA 92 C FA 92 X SL 83 0-2 ② F7			3	0	0	0	1	0	1
7 Jeff Francoeur, R (1, 9) OBP: 0.335, SLG: 0.433	B SL 84 B FA 93 C SL 82 X SL 83 2-1 ③ FC6-4 1-2f			C FA 91 B SL 83 F CH 82 B FA 92 S 2-3 ② K			X SL 82 0-0 ① G5-3		C SL 85 S SL 83 F FA 90 X SL 84 0-2 ③ G6-3			4	0	0	0	0	1	2
Andruw Jones, R (1, 8) OBP: 0.310, SLG: 0.413		C FA 92 X CU 79 0-1 ① G5-3		B SL 82 C SL 82 B CU 78 S FA 93 B SL 82 C FA 95 3-3 ③ K			B SL 84 B SL 82 X FA 93 2-0 ② F7			X FA 96 0-0 ① G5-3		4	0	0	0	0	1	0
23 Matt Diaz, R (1, 7) OBP: 0.364, SLG: 0.501		B CU 77 S FA 92 X FA 92 1-1 ② F9			L FA 92 B CH 84 B SL 83 F FA 92 F SL 84 B CU 80 X SL 83 3-2 ① F9		S FA 93 C FA 94 B FA 94 B SL 84 S FA 94 2-3 ③ K			S FA 96 B FA 96 B FA 96 B FA 97 X FA 96 3-1 ② G4-3	4	0	0	0	0	1	0
29 John Smoltz, R (1, 1) 19 Yunel Escobar, R (8, PH) Pete Orr, L (8, PR) 39 Rafael Soriano, R (8, 1) 58 Peter Moylan, R (10, 1) Royce Ring, L (10, 1) Octavio Dotel, R (10, 1) Scott Thorman, L (10, PH) Ron Mahay, L (11, 1) Joey Devine, R (11, 1)		C FA 92 C FA 94 F FA 94 C CU 80 0-3 ③ K			T FA 93 C FA 95 B SL 85 B CU 78 C FA 93 2-3 ② K			B FA 95 C FA 94 B FA 94 B FA 94 B FA 94 4-1 2 S BB		X FA 96 0-0 HR	2 0 0 0 0 0 0 0 1 0	0 0 0 0 0 0 0 0 1 0	0 0 0 0 0 0 0 0 1 0	0 0 0 0 0 0 0 0 1 0	0 1 0 0 0 0 0 0 0 0	2 0 0 0 0 0 0 0 0 0	0 0 0 0 0 0 0 0 0 0
Inning Stats	R: 1 H: 1 E: 0 LOB: 2 K: 0 BB: 2 S: 14 P: 30	R: 0 H: 0 E: 0 LOB: 0 K: 1 BB: 0 S: 8 P: 9	R: 1 H: 1 E: 0 LOB: 0 K: 0 BB: 0 S: 5 P: 11	R: 0 H: 0 E: 0 LOB: 0 K: 2 BB: 0 S: 7 P: 12	R: 0 H: 0 E: 0 LOB: 0 K: 2 BB: 0 S: 10 P: 17	R: 0 H: 1 E: 0 LOB: 1 K: 1 BB: 0 S: 9 P: 16	R: 0 H: 0 E: 0 LOB: 0 K: 1 BB: 0 S: 5 P: 9	R: 0 H: 0 E: 0 LOB: 2 K: 1 BB: 2 S: 6 P: 18	R: 0 H: 0 E: 0 LOB: 0 K: 0 BB: 0 S: 8 P: 10	R: 1 H: 1 E: 0 LOB: 0 K: 1 BB: 0 S: 8 P: 13	R: 1 H: 1 E: 1 LOB: 2 K: 0 BB: 1 S: 6 P: 14	1B: 3 2B: 0 3B: 0 HR: 2	SF: 1 SAC: 0 DP: 1 HBP: 0	WP: 0 PB: 0 SB: 1 CS: 0	PA: 40			

PITCHER		IP	WLS	BF	H	R	ER	SO	BB	IBB	HBP	BLK	WP	HR	S	P	ERA	WHIP
49 Yovani Gallardo, R ERA: 3.59	(1, 1)	7.0		26	3	2	2	7	2	0	0	0	0	1	58	104	2.57	0.714
Derrick Turnbow, R ERA: 4.26	(8, 1)	0.0		1	0	0	0	0	1	0	0	0	0	0	1	5	∞	∞
Ray King, L ERA: 4.74	(8, 1)	1.0		3	0	0	0	1	1	0	0	0	0	0	5	13	0.00	1.000
Chris Spurling, R ERA: 4.53	(9, 1)	1.0		3	0	0	0	0	0	0	0	0	0	0	8	10	0.00	0.000
Francisco Cordero, R ERA: 2.83	(10, 1)	1.0	B	4	1	1	1	1	0	0	0	0	0	1	8	13	9.00	1.000

PITCHER		IP	WLS	BF	H	R	ER	SO	BB	IBB	HBP	BLK	WP	HR	S	P	ERA	WHIP
73 Seth McClung, R ERA: 4.32	(11, 1)	0.0	L	1	0	1	0	0	1	0	0	0	0	0	2	6	∞	∞
Brian Shouse, L ERA: 3.02	(11, 1)	0.0		2	1	0	0	0	0	0	0	0	0	0	4	8	∞	∞

BOTTOM

Milwaukee Brewers @ Atlanta Braves

Turner Field, Atlanta, GA

Sat Sep 22 2007, 3:55 PM EDT

Att. 42,378 - Cloudy - 84 F

livebaseballscorecards.com

AB	34
R	4
H	5
RBI	4
BB	5
SO	9
LOB	9

Batter	1	2	3	4	5	6	7	8	9	AB	R	H	RBI	BB	SO	LOB
23 Rickie Weeks Jr., R (1, 4) OBP: 0.372, SLG: 0.409	B FA 92 B FA 91 B FA 91 B FA 92 4-0 7 1B BB			B FA 91 F FA 90 F FA 91 T CU 74 1-2 ① K		F FA 90 B CU 70 B CU 82 F FA 84 B FA 93 F FA 92 F FA 85 F FA 92 X FA 92 3-2 8 1B 2B	B FA 93 C CU 80 X FA 94 1-1 ③ G4-3			3	1	1	0	1	1	1
7 J.J. Hardy, R (1, 6) OBP: 0.324, SLG: 0.470	C B D B C X 3-2 ① 8 G6-4-3 1-2 1B			C FA 91 F FA 84 F FA 92 X FA 91 0-2 E6 8 HR		B CU 72 B FA 91 B CH 83 B CH 82 4-0 28 BB 8 1B 1 FC4-6 BB		B C S X 1-2 1B		3	2	2	0	1	0	0
8 Ryan Braun, R (1, 5) OBP: 0.367, SLG: 0.627	B D FA 93 C FA 93 F FA 92 X FA 92 2-2 ②③ G6-4-3 1-2f			B FA 90 X FA 91 1-0 1-H HR		B FA 90 X SL 83 1-0 1 FC4-6 28 BB 1-2 2-H 1B		C S S FA 95 0-3 ① K		4	1	2	3	0	1	2
28 Prince Fielder, L (1, 3) OBP: 0.387, SLG: 0.606		B CU 80 C FA 90 X CU 81 1-1 ① F9		B FA 92 X CU 83 1-0 ② G6-3		B CU 71 B FA 89 B FA 88 C FA 88 C FA 89 B CU 74 4-2 1 FC4-6 1-2 2-3 BB		C SL 78 S SL 78 B FA 96 F FA 93 S SL 80 1-3 ② K		3	0	0	0	1	1	1
1 Corey Hart, R (1, 9) OBP: 0.355, SLG: 0.536		B CU 75 S FA 92 F FA 86 B FA 93 X FA 85 2-2 ② G5-3		X FA 92 0-0 ③ F8		X 0-0 ② FC4-6 1-2f 2-3 3-H		S FA 93 S FA 92 S FA 95 0-3 ③ K		4	0	0	1	0	1	3
Kevin Mench, R (1, 7) OBP: 0.308, SLG: 0.446 Gabe Gross, L (6, PH) OBP: 0.325, SLG: 0.429 Claudio Vargas, R (6, 1) OBP: 0.132, SLG: 0.158 Ray King, L (7, 1) Chris Spurling, R (7, 1) 27 Joe Dillon, R (9, PH) OBP: 0.408, SLG: 0.530		C FA 92 X CU 82 0-1 ③ G5-3			B FA 90 S CH 83 X CH 83 1-1 ① F9	C FA 91 C FA 93 P PO 77 B SL 79 1 SAFE F FA 95 S FA 94 2-3 ③ K			B FA 95 C FA 94 X SL 84 1-1 DI 1B	2 1 0 0 0 1	0 0 0 0 0 0	0 0 0 0 0 1	0 0 0 0 0 0	0 1 0 0 0 0	0 2 0 0 0 0	0 0 0 0 0 0
Johnny Estrada, S (1, 2) OBP: 0.296, SLG: 0.403 11 Mike Rivera, R (3, 2) OBP: 0.375, SLG: 0.1.125			B FA 90 B FA 90 B FA 90 C FA 90 X FA 90 3-1 ① F8		C FA 90 C CU 81 X FA 92 0-2 ② G6-3		S FA 94 S CH 80 B FA 95 B FA 94 X CH 81 2-2 ① P2		S FA 96 S FA 96 B FA 97 S FA 96 1-3 ① K	1 3	0 0	0 0	0 0	0 1	0 1	0 1
2 Bill Hall, R (1, 8) OBP: 0.315, SLG: 0.425			F FA 92 C SL 81 F CU 79 B FA 91 X SL 80 1-2 ② F8		B CH 84 F FA 91 F FA 91 B FA 91 X FA 85 2-2 ③ G5-3		B CU 80 S FA 94 X FA 95 1-1 1B		S SL 83 F FA 97 B SL 87 B SL 84 F FA 97 F SL 82 F FA 95 S FA 95 2-3 ② K	4	0	1	0	0	1	1
39 Chris Capuano, L (1, 1) OBP: 0.262, SLG: 0.300 22 Tony Gwynn Jr., L (6, PH) OBP: 0.331, SLG: 0.305 Geoff Jenkins, L (6, 7) OBP: 0.321, SLG: 0.482			C S C 0-3 ③ K		X SL 81 0-0 ① B1-3	B FA 94 S CH 85 F CH 87 1 SAFE S CU 79 1-3 ② K			S FA 96 F FA 96 B FA 99 F FA 97 B SL 86 F FA 96 S SL 84 2-3 ③ K 1-2	1 1 2	0 0 0	0 0 0	0 0 0	0 0 0	1 0 2	0 0 2
Inning Stats	R: 0 E: 0 K: 0 S: 6 H: 1 LOB: 0 BB: 1 P: 15	R: 0 E: 0 K: 0 S: 7 H: 0 LOB: 0 BB: 0 P: 10	R: 0 E: 0 K: 1 S: 9 H: 0 LOB: 0 BB: 0 P: 13	R: 2 E: 1 K: 1 S: 10 H: 1 LOB: 0 BB: 0 P: 13	R: 0 E: 0 K: 0 S: 8 H: 0 LOB: 0 BB: 0 P: 11	R: 2 E: 0 K: 1 S: 16 H: 2 LOB: 2 BB: 2 P: 29	R: 0 E: 0 K: 1 S: 10 H: 1 LOB: 1 BB: 0 P: 15	R: 0 E: 0 K: 3 S: 13 H: 1 LOB: 1 BB: 0 P: 15	R: 0 E: 0 K: 3 S: 16 H: 1 LOB: 1 BB: 0 P: 22	1B: 5 2B: 1 3B: 0 HR: 1 SF: 0 SAC: 0 DP: 1 HBP: 0						

PITCHER		IP	WLS	BF	H	R	ER	SO	BB	IBB	HBP	BLK	WP	HR	S	P	ERA	WHIP
37 Jo-Jo Reyes, L ERA: 6.75	(1, 1)	5.1		21	4	4	3	2	2	0	0	0	0	1	48	78	5.06	1.125
Royce Ring, L ERA: 2.89	(6, 1)	0.0		1	0	0	0	0	1	0	0	0	0	0	2	6	∞	∞
58 Peter Moylan, R ERA: 1.85	(6, 1)	0.2		2	0	0	0	1	0	0	0	0	0	0	6	7	0.00	0.000
46 Manny Acosta, R ERA: 2.29	(7, 1)	1.0	W	4	1	0	0	1	0	0	0	0	0	0	10	15	0.00	1.000
Octavio Dotel, R ERA: 4.4	(8, 1)	1.0	H	4	1	0	0	3	0	0	0	0	0	0	13	15	0.00	1.000

PITCHER		IP	WLS	BF	H	R	ER	SO	BB	IBB	HBP	BLK	WP	HR	S	P	ERA	WHIP
39 Rafael Soriano, R ERA: 3.04	(9, 1)	1.0	S	4	1	0	0	3	0	0	0	0	0	0	16	22	0.00	1.000

TOP

Milwaukee Brewers @ Atlanta Braves

Turner Field, Atlanta, GA

Sun Sep 23 2007, 1:05 PM EDT

Att. 44,088 - Cloudy - 80 F

livebaseballscorecards.com

AB	33
R	4
H	7
RBI	4
BB	3
SO	10
LOB	13

Batter	1	2	3	4	5	6	7	8	9	AB	R	H	RBI	BB	SO	LOB
19 Yunel Escobar, R (1, 4) OBP: 0.390, SLG: 0.447	B FA 87 B CH 85 B CH 84 C CH 84 F CH 83 F FA 86 F CH 74 F FA 88 X CH 74 3-2 F9 10 1B 1B	S FA 90 D CH 78 H FA 90 2-1 HBP		C FA 87 D CU 80 C CH 76 X FA 91 1-2 ③ G6-3			B CH 80 B FA 89 C FA 93 C FA 93 B FA 94 F FA 93 X FA 91 3-2 ① F7	X FA 90 0-0 10 S 2B 2B		4	1	2	0	0	0	1
Edgar Renteria, R (1, 6) OBP: 0.390, SLG: 0.473	1 SAFE L CH 74 1 SAFE C FA 89 B FA 90 1 SAFE T CH 77 1-2 ① K	B CH 76 F CH 77 B FA 90 F CH 76 B FA 91 S CH 78 3-3 ② K			C CH 74 B CU 77 F FA 89 S CH 80 1-3 ① K		B FA 92 C FA 91 F FA 93 B FA 92 F FA 93 B FA 94 X FA 94 3-2 10 G4-3 WP 2B	F FA 89 X FA 89 0-1 ① G6-3		5	1	1	0	0	3	5
10 Chipper Jones, S (1, 5) OBP: 0.428, SLG: 0.604	B FA 87 S SL 78 1 SAFE B CH 76 B FA 89 F CH 84 1 SAFE X CU 78 3-2 1-2 1B	B FA 91 B FA 91 X CH 77 2-0 ③ F9			F SL 80 B CH 77 B CU 79 B FA 87 B CH 75 4-1 7 1B BB		B CH 85 S SL 84 F FA 92 X SL 84 1-2 ② G4-3 2-3	I IN 68 I IN 69 I IN 71 I IN 70 4-0 2B 2-3 IBB		3	1	1	0	2	0	4
Mark Teixeira, S (1, 3) OBP: 0.402, SLG: 0.553	C CH 77 C FA 89 X FA 90 0-2 ② F9 2-3	X FA 87 0-0 ① P4			C FA 88 S CH 78 S FA 91 0-3 ② K		F CH 84 B SL 84 F FA 94 B FA 94 B SL 85 F SL 85 X CH 85 3-2 7 BB 1B 3-H 1B	B SL 85 C SL 82 F FA 90 B SL 85 X FA 90 2-2 7 F8 1-H 3-H 2B		5	1	2	2	0	1	3
7 Jeff Francoeur, R (1, 9) OBP: 0.335, SLG: 0.432	B FA 90 X CH 78 1-0 ③ P5		C FA 89 X FA 90 0-1 ② F9		X SL 80 0-0 FC5-4 1-2 1B		S SL 85 S SL 84 B SL 84 F FA 93 B SL 83 B SL 83 D SL 85 4-2 1B 23 1B 1-2 BB	C FA 90 F FA 90 X SL 84 0-2 ② F8 2-3		4	1	1	0	1	0	3
Andruw Jones, R (1, 8) OBP: 0.311, SLG: 0.413		B FA 87 C CU 76 X CH 76 1-1 23 1B 1B 1B	B FA 89 B CH 78 C CH 77 B FA 90 F CH 75 C FA 88 3-3 ③ K		S FA 91 S CH 79 B FA 91 X CH 80 1-2 ③ FC5-4 1-2f		B FA 94 X FA 92 1-0 23 1B 14 1B 1-2 2-H 1B	S SL 83 C SL 84 F FA 90 B FA 90 X SL 82 1-2 ③ P3		5	2	2	1	0	1	3
23 Matt Diaz, R (1, 7) OBP: 0.368, SLG: 0.504		F SL 79 1 SAFE X CH 76 0-1 37 SH2-4 1B 1-3 1B		B FA 89 X FA 88 1-0 37 SH2-4 1B		C FA 92 B SL 81 B FA 92 B FA 94 C FA 94 X FA 94 3-2 ① F9	S SL 84 F SL 84 B FA 92 X SL 82 1-2 14 1B 1-2 2-H 1B			4	0	3	1	0	0	0
Corky Miller, R (1, 2) OBP: 0.292, SLG: 0.435 Scott Thorman, L (7, PH) OBP: 0.261, SLG: 0.402 14 Martín Prado, R (7, PH) OBP: 0.327, SLG: 0.358 Octavio Dotel, R (8, 1) 39 Rafael Soriano, R (9, 1)		C FA 90 F FA 90 F CH 79 B FA 91 F CH 79 B FA 90 F FA 91 X SL 81 2-2 37 SH2-4 1-2 3-H 1B		B FA 88 X FA 88 1-0 ① F9		C FA 94 B FA 93 B SL 83 B FA 93 X FA 92 3-2 ② G6-3	B FA 87 C FA 87 C CH 82 B SL 80 F FA 89 F SL 80 X SL 83 2-2 1-3 2-H 1B			3 0 1 0 0	0 0 0 0 0	1 0 1 0 0	1 0 1 0 0	0 0 0 0 0	0 0 0 0 0	1 0 0 0 0
37 Jo-Jo Reyes, L (1, 1) OBP: 0.200, SLG: 0.200 Royce Ring, L (6, 1) 58 Peter Moylan, R (6, 1) Pete Orr, L (6, PH) OBP: 0.231, SLG: 0.210 46 Manny Acosta, R (7, 1) 16 Brian McCann, L (7, PH) OBP: 0.324, SLG: 0.460 (8, 2)		X FA 89 0-0 ① SH2-4 1-2 2-3		B FA 87 B FA 86 L CH 84 X CH 85 2-1 ② SH2-4 1-2		X FA 90 0-0 ③ F7	B FA 91 X FA 90 1-0 ③ G4-3			0 0 0 1 0 1	0 0 0 0 0 0	0 0 0 0 0 0	0 0 0 0 0 0	0 0 0 0 0 0	0 0 0 0 0 0	0 0 0 0 0 2
Inning Stats	R: 0 E: 0 K: 1 S: 16 H: 2 LOB: 2 BB: 0 P: 24	R: 1 E: 0 K: 1 S: 16 H: 3 LOB: 3 BB: 0 P: 26	R: 0 E: 0 K: 1 S: 6 H: 0 LOB: 0 BB: 0 P: 9	R: 0 E: 0 K: 0 S: 7 H: 1 LOB: 1 BB: 0 P: 12	R: 0 E: 0 K: 2 S: 11 H: 1 LOB: 2 BB: 1 P: 17	R: 0 E: 0 K: 0 S: 7 H: 0 LOB: 0 BB: 0 P: 13	R: 4 E: 0 K: 0 S: 28 H: 5 LOB: 2 BB: 1 P: 47	R: 2 E: 0 K: 0 S: 13 H: 2 LOB: 1 BB: 1 P: 20		1B: 11 2B: 3 3B: 0 HR: 0 SF: 0 SAC: 2 DP: 0 HBP: 1						

PITCHER		IP	WLS	BF	H	R	ER	SO	BB	IBB	HBP	BLK	WP	HR	S	P	ERA	WHIP
39 Chris Capuano, L ERA: 5.09	(1, 1)	5.0		24	7	1	1	5	1	0	1	0	0	0	56	88	1.80	1.600
Claudio Vargas, R ERA: 5.1	(6, 1)	1.2	L	10	4	4	4	0	1	0	0	0	1	0	29	51	21.60	3.000
Ray King, L ERA: 4.74	(7, 1)	0.0		1	1	0	0	0	0	0	0	0	0	0	5	7	∞	∞
Chris Spurling, R ERA: 4.79	(7, 1)	1.1		7	2	2	2	0	0	1	0	0	0	0	14	22	13.50	1.500

PITCHER	IP	WLS	BF	H	R	ER	SO	BB	IBB	HBP	BLK	WP	HR	S	P	ERA	WHIP

BOTTOM

Milwaukee Brewers @ Atlanta Braves

Turner Field, Atlanta, GA

Sun Sep 23 2007, 1:05 PM EDT

Att. 44,088 - Cloudy - 80 F

livebaseballscorecards.com

AB	36
R	7
H	14
RBI	6
BB	3
SO	5
LOB	22

WP: 1 PA: 42
PB: 0
SB: 1
CS: 0

Batter	1	2	3	4	5	6	7	8	9	AB	R	H	RBI	BB	SO	LOB
19 Yunel Escobar, R (1, 4) OBP: 0.391, SLG: 0.452	B FA 82 B FC 80 B FA 82 C FA 83 X FA 82 3-1 HR 2B		B FC 80 S CH 76 F CU 69 C CH 74 1-3 ① K		B CU 68 X FA 81 1-0 ① G5-3	B SL 84 X FA 91 1-0 1-3 1B 2B			F CU 77 B SL 87 X SL 86 1-1 ① G1-3	5	2	2	0	0	1	0
Edgar Renteria, R (1, 6) OBP: 0.392, SLG: 0.473	B FA 83 D CU 71 B CH 76 B FA 82 4-0 HR BB		B CU 70 B FA 82 C CH 76 B FC 80 C FC 81 X FA 82 3-2 ② G5-3		B CH 74 X FC 80 1-0 ② F7	B CU 80 X FA 92 1-0 2-H 3-H 1B			B FA 92 B SL 88 C FA 91 B SL 83 F FA 91 X SL 89 3-2 10 HR 1B	4	2	2	2	1	0	0
10 Chipper Jones, S (1, 5) OBP: 0.428, SLG: 0.608	B FC 81 X FC 80 1-0 ① P3		C CH 76 B FA 82 X FA 82 1-1 ③ G4-3		B CH 74 B FC 79 S CH 75 F FA 82 B CH 74 D CU 70 4-2 BB	X FA 92 0-0 ③ G1-3			1 SAFE B FA 92 1 SAFE F SL 81 B FA 92 F SL 88 D SL 82 F SL 89 X SL 89 3-2 1-H HR	4	1	1	2	1	0	3
Mark Teixeira, S (1, 3) OBP: 0.400, SLG: 0.556	C CU 71 F CU 71 B FC 81 F CH 76 F CH 75 B FA 83 X FC 81 2-2 1-H 2-H HR			C FC 81 B FC 81 B FA 82 X FC 81 2-1 ① G6-3	S CH 75 F FA 82 B FA 82 S FA 83 1-3 ③ K		C CU 76 X SL 87 0-1 ① L9		C FA 91 X FA 91 0-1 ② G3-1	5	1	1	3	0	1	1
7 Jeff Francoeur, R (1, 9) OBP: 0.336, SLG: 0.433	X FC 82 0-0 ② P6			X FC 80 0-0 ② F9		B CH 75 X CH 75 1-0 1B 2B	C FA 94 B FA 94 S SL 87 B SL 78 X SL 87 2-2 ② P4		C SL 82 B SL 83 C FA 88 B CH 81 X 2-2 1B 1B	5	1	2	0	0	0	0
Andruw Jones, R (1, 8) OBP: 0.313, SLG: 0.416	B FC 81 C FA 82 B FC 80 B CH 76 C FC 80 S FA 80 3-3 ③ K			C FC 81 B FA 83 X CH 75 1-1 16 1B 2B		X CU 70 0-0 2-H 23 1B 1B	C SL 90 F FA 94 X SL 89 0-2 ③ P3		C SL 83 1 SAFE F FA 90 B SL 87 X SL 86 1-2 1B	5	2	3	1	0	1	0
16 Brian McCann, L (1, 2) OBP: 0.323, SLG: 0.458		B FA 83 F FA 80 X FA 83 1-1 ① G4-1		B FA 84 B FA 80 F FA 83 X FA 83 2-1 23 BB 2-H 1B		X FA 82 0-0 ① G1-3		B FA 91 B FA 91 B FA 90 C FA 90 S FA 91 F FA 92 F FA 92 F FA 93 C CU 80 3-3 ① K	B CH 82 X FA 90 1-0 ③ F7	5	0	1	1	0	1	3
23 Matt Diaz, R (1, 7) OBP: 0.369, SLG: 0.503		S CH 76 X CH 76 0-1 ② G4-3		B FC 80 D FA 82 B FC 81 C CH 75 B FA 81 4-1 1-2 BB		X SL 82 0-0 19 2B 2-H 1B 1B		B FA 92 S CH 80 X CU 82 1-1 ② F9		3	1	1	1	1	0	0
36 Chuck James, L (1, 1) OBP: 0.145, SLG: 0.132 30 Jeff Bennett, R (4, 1) Willie Harris, L (6, PH) OBP: 0.356, SLG: 0.401 46 Manny Acosta, R (6, 1) 14 Martin Prado, R (8, PH) OBP: 0.321, SLG: 0.352 Ron Mahay, L (8, 1) 58 Peter Moylan, R (8, 1) 39 Rafael Soriano, R (9, 1)		F FC 81 B FC 80 S FA 84 C CU 70 1-3 ③ K		L CU 70 X FA 82 0-1 ③ G1-3	B FA 91 S CU 78 S CU 80 S SL 84 1-3 ② K			C CU 78 B FA 90 B CH 80 X FA 92 2-1 ③ L4		2	0	0	0	0	1	2
										0	0	0	0	0	0	0
										1	0	0	0	0	1	1
										0	0	0	0	0	0	0
										1	0	0	0	0	0	0
										0	0	0	0	0	0	0
										0	0	0	0	0	0	0
										0	0	0	0	0	0	0

Atlanta Braves @ Philadelphia Phillies

Citizens Bank Park, Philadelphia, PA

Tue Sep 25 2007, 7:05 PM EDT

Att. 39,129 - Clear - 82 F

TOP

livebaseballscorecards.com

AB	40
R	10
H	13
RBI	10
BB	3
SO	6
LOB	10

Inning Stats	1	2	3	4	5	6	7	8	9
	R: 3 E: 0 K: 1 S: 12	R: 0 E: 0 K: 1 S: 7	R: 0 E: 0 K: 1 S: 8	R: 1 E: 0 K: 0 S: 10	R: 0 E: 0 K: 1 S: 7	R: 4 E: 0 K: 1 S: 10	R: 0 E: 0 K: 0 S: 8	R: 0 E: 0 K: 1 S: 10	R: 2 E: 0 K: 0 S: 18
	H: 2 LOB: 0 BB: 1 P: 25	H: 0 LOB: 0 BB: 0 P: 9	H: 0 LOB: 0 BB: 0 P: 13	H: 2 LOB: 2 BB: 1 P: 19	H: 0 LOB: 1 BB: 1 P: 14	H: 5 LOB: 1 BB: 0 P: 14	H: 0 LOB: 0 BB: 0 P: 10	H: 0 LOB: 0 BB: 0 P: 16	H: 4 LOB: 2 BB: 0 P: 29

1B: 7	SF: 0
2B: 4	SAC: 0
3B: 0	DP: 0
HR: 2	HBP: 0

WP: 0	PA: 43
PB: 0	
SB: 0	
CS: 0	

PITCHER		IP	WLS	BF	H	R	ER	SO	BB	IBB	HBP	BLK	WP	HR	S	P	ERA	WHIP
Jamie Moyer, L ERA: 5.15	(1, 1)	5.1	L	25	6	6	6	4	3	0	0	0	0	1	47	84	10.12	1.688
56 Geoff Geary, R ERA: 4.34	(6, 1)	0.2		5	3	2	2	1	0	0	0	0	0	0	7	10	27.00	4.500
Jose Mesa, R ERA: 7.2	(7, 1)	1.0		3	0	0	0	0	0	0	0	0	0	0	8	10	0.00	0.000
16 J.C. Romero, L ERA: 2.06	(8, 1)	1.0		3	0	0	0	1	0	0	0	0	0	0	10	16	0.00	0.000
45 Tom Gordon, R ERA: 5.15	(9, 1)	0.2		4	2	2	2	0	0	0	0	0	0	1	11	18	27.00	3.000

PITCHER		IP	WLS	BF	H	R	ER	SO	BB	IBB	HBP	BLK	WP	HR	S	P	ERA	WHIP
55 Clay Condrey, R ERA: 5.14	(9, 1)	0.1		3	2	0	0	0	0	0	0	0	0	0	7	11	0.00	6.000

Batter	1	2	3	4	5	6	7	8	9	AB	R	H	RBI	BB	SO	LOB
11 Jimmy Rollins, S (1, 6) OBP: 0.342, SLG: 0.529	C FA 85 B CH 77 B FA 87 F FA 87 X FA 89 2-2 HR		X FA 91 0-0 ③ L8		B CU 80 C CU 78 F CU 80 F CU 80 F FA 92 B FA 93 B FA 93 S SL 79 3-3 K 26 1B SF7		F FA 94 B SL 82 S CH 86 C FA 95 1-3 ② K			4	2	1	1	0	2	0
26 Chase Utley, L (1, 4) OBP: 0.415, SLG: 0.576	B FA 88 F FA 88 B FA 89 B CH 78 C FA 88 S CH 78 3-3 ① K			C FA 87 S FA 89 C CH 78 0-3 ① K	1 SAFE B FA 91 1 SAFE B FA 90 1 SAFE 1 SAFE B FA 91 C FA 91 1 SAFE 3-2 F FA 89 F CU 78 F FA 91 X FA 90 SF7 1-3 1B		C FA 95 B FA 95 B SL 83 B FA 94 C FA 94 F SL 79 X FA 95 3-2 HR			4	1	2	1	0	2	0
Pat Burrell, R (1, 7) OBP: 0.403, SLG: 0.504	B FA 89 C CH 79 F CH 78 S FA 90 1-3 ② K			B CH 78 B CH 79 B FA 89 B FA 89 4-0 6 HR BB	D FA 91 S FA 91 B FA 91 X FA 91 2-1 ② SF7 1-2 3-H		C SL 81 C FA 96 F FA 96 B SL 83 F SL 81 F SL 82 X FA 93 1-2 ③ F8			2	1	0	1	1	1	0
6 Ryan Howard, L (1, 3) OBP: 0.389, SLG: 0.568	B CH 78 B CH 79 C FA 90 B FA 89 F FA 91 F FA 90 X CH 79 3-2 ③ L9			B FA 90 B CH 78 X FA 89 2-0 1-H HR	I IN 82 I IN 84 I IN 84 I IN 82 I IN 84 4-0 IBB			X FA 92 0-0 ① L7		3	1	1	2	1	0	0
Aaron Rowand, R (1, 8) OBP: 0.378, SLG: 0.517		B FA 87 S FA 88 S FA 88 B FA 90 S CH 79 2-3 ① K		B FA 90 B CH 79 C FA 90 S FA 88 F FA 90 S CH 79 2-3 ② K	X FA 90 0-0 ③ G4-3			X FA 93 0-0 ② G6-3		4	0	0	0	0	2	2
28 Jayson Werth, R (1, 9) OBP: 0.408, SLG: 0.464		B FA 89 S FA 88 B CH 78 S CH 78 S FA 91 2-3 ② K		B CH 78 S FA 89 B FA 90 F CH 78 B CH 78 X CH 77 3-2 HR		B FA 95 B FA 93 C FA 94 C FA 93 X FA 95 2-2 ① F9		C FA 94 B SL 78 B SL 78 B FA 94 C FA 95 X FA 95 3-2 ③ G4-3		4	1	1	1	0	1	0
51 Carlos Ruiz, R (1, 2) OBP: 0.335, SLG: 0.394		B FA 90 B FA 89 C FA 89 X FA 89 2-1 ③ L9		B FA 92 X FA 91 1-0 1B		B FA 95 C FA 95 C SL 82 X SL 82 1-2 ② P3			B FA 95 C FA 93 B FA 94 B FA 93 C FA 92 X FA 94 3-2 ① F9	4	0	1	0	0	0	0
Abraham Nunez, S (1, 5) OBP: 0.319, SLG: 0.285 4 Pete Laforest, L (9, PH) OBP: 0.405, SLG: 0.400			B FA 87 C FA 87 X CH 78 1-1 ① G6-3	X FA 90 0-0 ③ G3		B CH 85 B FA 94 F FA 94 S FA 95 B SL 82 X FA 94 3-2 ③ G3-1			C FA 96 B SL 84 B FA 95 B FA 95 S FA 95 X FA 94 3-2 ② P4	3 1	0 0	0 0	0 0	0 0	0 0	1 0
Jamie Moyer, L (1, 1) OBP: 0.151, SLG: 0.155 56 Geoff Geary, R (6, 1) Jose Mesa, R (7, 1) 8 Shane Victorino, S (7, PH) OBP: 0.349, SLG: 0.423 16 J.C. Romero, S (8, 1) 45 Tom Gordon, R (9, 1) 55 Clay Condrey, R (9, 1) 19 Greg Dobbs, L (9, PH) OBP: 0.333, SLG: 0.462			B FA 85 C FA 87 S FA 86 B FA 90 X FA 89 2-2 ② F7		C FA 87 L FA 88 X FA 91 0-2 ① G6-3		C FA 94 B FA 94 X SL 78 1-1 ① F9		B FA 96 B FA 95 C FA 93 X FA 93 2-1 ③ F9	2 0 0 1 0 0 0 0	0 0 0 0 0 0 0 0	0 0 0 0 0 0 0 0	0 0 0 0 0 0 0 0	0 0 0 0 0 0 0 0	0 0 0 0 0 0 0 0	0 0 0 0 0 0 0 0
Inning Stats	R: 1 E: 0 K: 2 S: 13 H: 1 LOB: 0 BB: 0 P: 22	R: 0 E: 0 K: 2 S: 8 H: 0 LOB: 0 BB: 0 P: 14	R: 0 E: 0 K: 0 S: 6 H: 0 LOB: 0 BB: 0 P: 9	R: 3 E: 0 K: 2 S: 13 H: 3 LOB: 1 BB: 1 P: 25	R: 1 E: 0 K: 1 S: 16 H: 1 LOB: 2 BB: 1 P: 28	R: 0 E: 0 K: 0 S: 9 H: 0 LOB: 0 BB: 0 P: 15	R: 1 E: 0 K: 1 S: 15 H: 1 LOB: 0 BB: 0 P: 21	R: 0 E: 0 K: 0 S: 5 H: 0 LOB: 0 BB: 0 P: 8	R: 0 E: 0 K: 0 S: 8 H: 0 LOB: 0 BB: 0 P: 16	1B: 2 2B: 0 3B: 0 HR: 4	SF: 1 SAC: 0 DP: 0 HBP: 0	WP: 1 PB: 0 SB: 0 CS: 0	PA: 36			

BOTTOM

Atlanta Braves @ Philadelphia Phillies

Citizens Bank Park, Philadelphia, PA

Tue Sep 25 2007, 7:05 PM EDT

Att. 39,129 - Clear - 82 F

livebaseballscorecards.com

AB	33
R	6
H	6
RBI	6
BB	2
SO	8
LOB	3

PITCHER		IP	WLS	BF	H	R	ER	SO	BB	IBB	HBP	BLK	WP	HR	S	P	ERA	WHIP
36 Chuck James, L ERA: 4.24	(1, 1)	3.2		15	3	4	4	6	1	0	0	0	0	3	38	67	9.82	1.091
30 Jeff Bennett, R ERA: 2.57	(4, 1)	1.1	W	8	2	1	1	1	0	1	0	0	1	0	18	31	6.75	1.500
46 Manny Acosta, R ERA: 2.49	(6, 1)	2.0	H	7	1	1	1	1	0	0	0	0	0	1	24	36	4.50	0.500
Ron Mahay, L ERA: 2.66	(8, 1)	0.1	H	1	0	0	0	0	0	0	0	0	0	0	1	1	0.00	0.000
58 Peter Moylan, R ERA: 1.83	(8, 1)	0.2	H	2	0	0	0	0	0	0	0	0	0	0	4	7	0.00	0.000

PITCHER		IP	WLS	BF	H	R	ER	SO	BB	IBB	HBP	BLK	WP	HR	S	P	ERA	WHIP
39 Rafael Soriano, R ERA: 3.0	(9, 1)	1.0		3	0	0	0	0	0	0	0	0	0	0	8	16	0.00	0.000

Atlanta Braves @ Philadelphia Phillies

Citizens Bank Park, Philadelphia, PA

Wed Sep 26 2007, 7:05 PM EDT

Att. 36,588 - Clear - 86 F

TOP

livebaseballscorecards.com

Batter	1	2	3	4	5	6	7	8	9	AB	R	H	RBI	BB	SO	LOB
2 Kelly Johnson, L (1, 4) OBP: 0.376, SLG: 0.462 Octavio Dotel, R (8, 1)	F FA 93 S CH 85 B CH 85 B SL 87 X SL 85 2-2 ① G4-3		B SL 85 B FA 92 B CH 85 C FA 92 F SL 87 X FA 92 3-2 1B		C CU 77 F CU 78 B FA 92 X CH 85 1-2 ③ G3-1			C SL 81 X SL 82 0-1 ① L7		4 0	0 0	1 0	0 0	0 0	0 0	1 0
Edgar Renteria, R (1, 6) OBP: 0.391, SLG: 0.471	B FA 93 X FA 94 1-0 10 CS 1B		C SL 86 1 SAFE B FA 91 B SL 86 B FA 91 X FA 92 3-1 ③ F8		C FA 91 X FA 91 0-1 ① G6-3			B CU 81 C FA 93 F FA 94 F FA 93 S FA 95 1-3 ② K		4	0	1	0	0	1	2
10 Chipper Jones, S (1, 5) OBP: 0.427, SLG: 0.605	B FA 92 F FA 92 B CH 84 F FA 92 F FA 94 B SL 87 S CH 84 3-3 ②③ K 1-2			C CU 76 X FA 92 0-1 HR 1B		X CH 83 0-0 ② L7		B CU 79 S CH 81 1 SAFE F CU 81 F CH 79 D CU 82 S CH 81 2-3 ③ K		4	1	1	0	0	2	2
Mark Teixeira, S (1, 3) OBP: 0.399, SLG: 0.560		C FA 92 B FA 92 F CH 84 B CH 86 B FA 92 F SL 86 S CH 85 3-3 ① K		B CH 84 B FA 91 X FA 92 2-0 1-H HR		C SL 85 X SL 86 0-1 ③ G3			C FA 93 T FA 94 C CU 80 0-3 ① K	4	1	1	2	0	2	0
16 Brian McCann, L (1, 2) OBP: 0.322, SLG: 0.456		C CU 78 F FA 94 X CH 84 0-2 7 G2-3 1B		F SL 86 C FA 93 F FA 92 B FA 91 F CU 78 B SL 86 X SL 86 2-2 ① F7			X CH 83 0-0 ① F7		X FA 93 0-0 ② L7	4	0	1	0	0	0	0
7 Jeff Francoeur, R (1, 9) OBP: 0.335, SLG: 0.433		B SL 84 X SL 85 1-0 ② G2-3 1-2		F SL 86 B SL 86 B SL 87 B FA 92 S SL 85 S SL 84 3-3 ② K			F SL 86 X SL 85 0-1 2B		B FA 94 X FA 95 1-0 ③ F8	4	0	1	0	0	1	1
Andruw Jones, R (1, 8) OBP: 0.311, SLG: 0.414		B SL 86 F FA 93 B FA 94 S SL 87 S SL 88 2-3 ③ K		C CU 77 B CU 78 X SL 86 1-1 ③ G6-3			B FA 91 X 1-0 ② P6			3	0	0	0	0	1	2
23 Matt Diaz, R (1, 7) OBP: 0.366, SLG: 0.499			B FA 92 B FA 92 X FA 91 2-0 ① F9		C CU 77 B FA 90 X CU 75 1-1 ① F9		X FA 92 0-0 ③ G6-3			3	0	0	0	0	0	1
15 Tim Hudson, R (1, 1) OBP: 0.291, SLG: 0.303 Royce Ring, L (7, 1) 58 Peter Moylan, R (7, 1) 19 Yunel Escobar, R (8, PH) OBP: 0.392, SLG: 0.452 (8, 4)			X FA 93 0-0 ② F8		C SL 84 S SL 85 B SL 86 S SL 85 1-3 ② K			B SL 90 B SL 88 C FA 93 B FA 92 B FA 93 4-1 BB		2 0 0 0	0 0 0 0	0 0 0 0	0 0 0 0	1 0 0 1	0 0 0 0	0 0 0 0

	AB	32
	R	2
	H	6
	RBI	2
	BB	1
	SO	8
	LOB	9

Inning Stats	1	2	3	4	5	6	7	8	9	1B: 4	SF: 0	WP: 0	PA: 33
	R: 0 E: 0 K: 1 S: 8 H: 1 LOB: 1 BB: 0 P: 14	R: 0 E: 0 K: 2 S: 11 H: 1 LOB: 1 BB: 0 P: 17	R: 0 E: 0 K: 0 S: 7 H: 1 LOB: 1 BB: 0 P: 15	R: 2 E: 0 K: 1 S: 13 H: 2 LOB: 0 BB: 0 P: 21	R: 0 E: 0 K: 1 S: 8 H: 0 LOB: 0 BB: 0 P: 11	R: 0 E: 0 K: 0 S: 5 H: 0 LOB: 0 BB: 0 P: 5	R: 0 E: 0 K: 0 S: 5 H: 1 LOB: 1 BB: 0 P: 6	R: 0 E: 0 K: 2 S: 11 H: 0 LOB: 1 BB: 1 P: 18	R: 0 E: 0 K: 1 S: 5 H: 0 LOB: 0 BB: 0 P: 6	2B: 2 3B: 0 HR: 1	SAC: 0 DP: 1 HBP: 0	PB: 0 SB: 0 CS: 1	

PITCHER		IP	WLS	BF	H	R	ER	SO	BB	IBB	HBP	BLK	WP	HR	S	P	ERA	WHIP
Kyle Lohse, R ERA: 4.63	(1, 1)	7.0	W	26	6	2	2	5	0	0	0	0	0	1	57	89	2.57	0.857
45 Tom Gordon, R ERA: 5.06	(8, 1)	0.2	H	3	0	0	0	1	1	0	0	0	0	0	7	12	0.00	1.500
16 J.C. Romero, L ERA: 2.05	(8, 1)	0.1	H	1	0	0	0	1	0	0	0	0	0	0	4	6	0.00	0.000
39 Brett Myers, R ERA: 4.39	(9, 1)	1.0	S	3	0	0	0	1	0	0	0	0	0	0	5	6	0.00	0.000

PITCHER	IP	WLS	BF	H	R	ER	SO	BB	IBB	HBP	BLK	WP	HR	S	P	ERA	WHIP

Batter	1	2	3	4	5	6	7	8	9	AB	R	H	RBI	BB	SO	LOB
11 Jimmy Rollins, S (1, 6) OBP: 0.344, SLG: 0.533	B FA 90 S CH 87 B FA 88 X FA 89 2-1 6 1B 3B		B CU 72 C CU 73 X CH 79 1-1 ① G4-3	C FA 90 X CU 75 0-1 26 G6-4-3 1-2 1B			C CH 83 X FA 90 0-1 G3-1 WP 1B			4	1	3	0	0	0	0
26 Chase Utley, L (1, 4) OBP: 0.413, SLG: 0.573	F FA 90 X CH 82 0-1 ① F8		C FA 90 B CH 81 F CH 84 F FA 91 B CH 80 H FA 93 3-2 G1-3 E HBP	B CH 83 B CH 80 X FA 89 2-0 ② ③ G6-4-3 1-2f			C FA 89 B FA 89 1 SAFE 1 SAFE C CU 72 F FA 90 X CU 73 1-2 ① F7			3	1	0	0	0	0	4
Pat Burrell, R (1, 7) OBP: 0.400, SLG: 0.500 45 Tom Gordon, R (8, 1) 16 J.C. Romero, S (8, 1) 39 Brett Myers, R (9, 1)	C CU 78 S FA 92 F FA 93 B SL 79 S SL 82 1-3 ② K		B CH 79 1 SAFE X CU 80 1-0 ② G1-3 1-2		C CU 76 C CU 77 B FA 91 S SL 82 1-3 ① K		1 SAFE 1 SAFE F FA 91 1 SAFE B CH 84 B FA 92 F FA 92 X FA 94 2-2 ② G3-1 1-3			4 0 0 0	0 0 0 0	0 0 0 0	0 0 0 0	0 0 0 0	2 0 0 0	3 0 0 0
6 Ryan Howard, L (1, 3) OBP: 0.391, SLG: 0.567	B FA 92 X FA 92 1-0 1B 3-H 1B		4-0 E 19 1B IBB		B FA 92 X CH 83 1-0 ② G4-3		4-0 IBB			2	1	1	1	2	0	0
Aaron Rowand, R (1, 8) OBP: 0.377, SLG: 0.515	B FA 92 C CU 79 S FA 92 B FA 92 X FA 94 2-2 1-2 1B		X FA 91 0-0 E5 19 1B 1-3 2-H		C FA 91 X FA 92 0-1 ③ G6-3		B FA 92 F FA 92 F FA 93 B FA 94 S SL 77 2-3 ③ K			4	1	1	0	0	1	3
19 Greg Dobbs, L (1, 5) OBP: 0.333, SLG: 0.460 Abraham Nunez, S (7, 5) OBP: 0.318, SLG: 0.284	C FA 93 F CH 82 F CU 75 C FA 93 0-3 ③ K		D CH 79 B SL 86 X CH 83 2-0 2-H 3-H 1B			X FA 91 0-0 ① G4-3		C FA 90 C FA 92 B SL 78 T FA 92 1-2 ① K		3 1	0 0	1 0	2 0	0 0	1 1	2 0
28 Jayson Werth, R (1, 9) OBP: 0.403, SLG: 0.456 (8, 7)		B FA 89 C FA 90 X FA 91 1-1 ① G5-3	B FA 91 C FA 91 1 SAFE F FA 91 1 SAFE S FA 92 1-3 ③ K			C FA 91 X FA 90 0-1 ② G1-3		B SL 77 F FA 91 C FA 92 S SL 83 1-3 ② K		4	0	0	0	0	2	1
51 Carlos Ruiz, R (1, 2) OBP: 0.332, SLG: 0.390		B FA 90 B SL 84 C FA 90 B FA 92 F FA 92 S FA 92 3-3 ② K		B FA 91 B FA 90 F FA 88 X FA 87 2-1 ① G4-3		C CH 84 B FA 91 B FA 90 B SL 79 C FA 91 X CU 81 3-2 ③ G4-3		B FA 91 X FA 92 1-0 ③ F8		4	0	0	0	0	1	0
Kyle Lohse, R (1, 1) OBP: 0.192, SLG: 0.163 8 Shane Victorino, S (7, PH) OBP: 0.350, SLG: 0.431 (8, 9)		C FA 91 F FA 92 X SL 80 0-2 ③ G5-3		C FA 90 X FA 90 0-1 11 1B 1B			B FA 89 C FA 90 B CH 82 S CU 77 F FA 92 F CH 78 X FA 91 2-2 HR			2 1	0 1	1 1	0 1	0 0	0 0	0 0
Inning Stats	R: 1 E: 0 K: 2 S: 16 H: 3 LOB: 2 BB: 0 P: 22	R: 0 E: 0 K: 1 S: 8 H: 0 LOB: 0 BB: 0 P: 12	R: 3 E: 1 K: 1 S: 11 H: 1 LOB: 1 BB: 1 P: 23	R: 0 E: 0 K: 0 S: 7 H: 2 LOB: 1 BB: 0 P: 11	R: 0 E: 0 K: 1 S: 6 H: 0 LOB: 0 BB: 0 P: 8	R: 0 E: 0 K: 0 S: 6 H: 0 LOB: 0 BB: 0 P: 9	R: 1 E: 0 K: 1 S: 17 H: 2 LOB: 2 BB: 1 P: 28	R: 0 E: 0 K: 2 S: 7 H: 0 LOB: 0 BB: 0 P: 10		1B: 6 2B: 0 3B: 1 HR: 1 SF: 0 SAC: 0 DP: 1 HBP: 1				WP: 1 PB: 0 SB: 0 CS: 0 PA: 35		

PITCHER		IP	WLS	BF	H	R	ER	SO	BB	IBB	HBP	BLK	WP	HR	S	P	ERA	WHIP
15 Tim Hudson, R ERA: 3.33	(1, 1)	6.0	L	28	8	5	2	5	0	1	1	0	0	1	61	94	3.00	1.333
Royce Ring, L ERA: 2.84	(7, 1)	0.1		1	0	0	0	0	0	0	0	0	0	0	4	5	0.00	0.000
58 Peter Moylan, R ERA: 1.82	(7, 1)	0.2		3	0	0	0	1	0	1	0	0	1	0	6	14	0.00	0.000
Octavio Dotel, R ERA: 4.25	(8, 1)	1.0		3	0	0	0	2	0	0	0	0	0	0	7	10	0.00	0.000

PITCHER	IP	WLS	BF	H	R	ER	SO	BB	IBB	HBP	BLK	WP	HR	S	P	ERA	WHIP

BOTTOM

Atlanta Braves @ Philadelphia Phillies

Citizens Bank Park, Philadelphia, PA

Wed Sep 26 2007, 7:05 PM EDT

Att. 36,588 - Clear - 86 F

livebaseballscorecards.com

AB	32
R	5
H	8
RBI	4
BB	2
SO	8
LOB	13

Atlanta Braves @ Philadelphia Phillies

Citizens Bank Park, Philadelphia, PA

Thu Sep 27 2007, 7:05 PM EDT

Att. 40,589 - Cloudy - 80 F

TOP

livebaseballscorecards.com

Batter	1	2	3	4	5	6	7	8	9	AB	R	H	RBI	BB	SO	LOB
2 Kelly Johnson, L (1, 4) OBP: 0.374, SLG: 0.458	C FA 90 B FA 90 B SL 84 B FA 90 X FA 90 3-1 ① **L4**		X FA 91 0-0 ② **L7**			C SL 81 B SL 81 C FA 90 S SL 82 1-3 ① **K**	B B C B B 4-1 **BB**		C CU 78 C CU 80 D CH 88 S CU 80 1-3 ③ **K** 1-2	4	0	0	0	1	2	2
Edgar Renteria, R (1, 6) OBP: 0.390, SLG: 0.470	C SL 83 X FA 91 0-1 ② **B1-3**		C FA 92 B FA 92 F FA 93 F FA 93 X SL 83 1-2 ③ **L9**			B FA 90 B SL 82 C FA 91 X FA 90 2-1 **10 HR 1B**	F FA 94 F SL 84 X 0-2 ③ **F8**			4	1	1	0	0	0	3
10 Chipper Jones, S (1, 5) OBP: 0.425, SLG: 0.608	B FA 91 X FA 91 1-0 ③ **L5**			B FA 89 B CH 81 B FA 91 C FA 90 X FA 90 3-1 ① **G4-3**		F FA 92 B SL 82 F FA 91 F FA 92 B FA 93 F FA 92 X CH 83 2-2 **1-H HR**		C FA 92 B CH 80 C CU 81 B FA 93 X CU 82 2-2 **E4** G4-6-3		4	1	1	2	0	0	0
Mark Teixeira, S (1, 3) OBP: 0.400, SLG: 0.564		B FA 90 C SL 82 B FA 90 B FA 89 B FA 90 4-1 16 G4-6-3 **BB**		B FA 91 F FA 91 X FA 91 1-1 ② **F8**		B FA 90 X FA 90 1-0 **HR**		B FA 93 C FA 93 C FA 94 D CH 81 D CU 83 X CU 82 3-2 ①② **G4-6-3** 1-2f		3	1	1	1	1	0	1
16 Brian McCann, L (1, 2) OBP: 0.320, SLG: 0.452		X FA 90 0-0 ①② **G4-6-3** 1-2f		C FA 91 B CH 79 X FA 90 1-1 ③ **F8**		B FA 91 F SL 82 X FA 90 1-1 ② **F8**		F FA 93 X FA 92 0-1 ③ **G6-3**		4	0	0	0	0	0	1
7 Jeff Francoeur, R (1, 9) OBP: 0.336, SLG: 0.438		X SL 82 0-0 **1B**			F FA 90 F FA 91 B SL 82 C FA 92 1-3 ① **K**	C FA 91 F FA 91 B FA 92 B FA 92 X 2-2 ③ **P4**			X FA 93 0-0 **HR**	4	1	2	1	0	1	0
Andruw Jones, R (1, 8) OBP: 0.311, SLG: 0.413		C FA 92 B SL 83 X FA 92 1-1 ③ **F7**			B CH 82 B SL 82 C FA 90 B FA 90 C FA 91 X FA 91 3-2 ② **F7**		X FA 91 0-0 23 G5-4-3 **1B**		F FA 94 F FA 94 B SL 85 X SL 85 1-2 ① **G5-3**	4	0	1	0	0	0	1
23 Matt Diaz, R (1, 7) OBP: 0.370, SLG: 0.501			C FA 90 S FA 90 F FA 91 X SL 83 0-2 29 SH3-4 **1B**		X FA 93 0-0 **1B**		C SL 88 D FA 92 X FA 93 1-1 ①② **G5-4-3** 1-2f		F FA 94 X FA 94 0-1 2 DI **1B**	4	0	3	0	0	0	1
29 John Smoltz, R (1, 1) Scott Thorman, L (5, PH) Ron Mahay, L (6, 1) Joey Devine, R (6, 1) Willie Harris, L (7, PH) 46 Manny Acosta, R (7, 1) Royce Ring, L (8, 1) 58 Peter Moylan, R (8, 1) 19 Yunel Escobar, R (9, PH)			X 0-0 ① **SH3-4** 1-2		D SL 84 X FA 92 1-0 ③ **G4-1**		X 0-0 **2B**		B CU 78 B CU 77 C SL 84 F SL 85 B SL 84 X 3-2 ② **L5**	0 1 0 0 1 0 0 0 1	0 0 0 0 0 0 0 0 0	0 0 0 0 1 0 0 0 0	0 0 0 0 0 0 0 0 0	0 0 0 0 0 0 0 0 0	0 1 0 0 0 0 0 0 1	0 0 0 0 0 0 0 0 0
Inning Stats	R: 0 E: 0 K: 0 S: 5 H: 0 LOB: 0 BB: 0 P: 9	R: 0 E: 0 K: 0 S: 5 H: 1 LOB: 1 BB: 1 P: 10	R: 0 E: 0 K: 0 S: 10 H: 1 LOB: 1 BB: 0 P: 11	R: 0 E: 0 K: 0 S: 6 H: 0 LOB: 0 BB: 0 P: 11	R: 0 E: 0 K: 1 S: 8 H: 1 LOB: 1 BB: 0 P: 13	R: 3 E: 0 K: 1 S: 16 H: 3 LOB: 0 BB: 0 P: 25	R: 0 E: 0 K: 0 S: 8 H: 2 LOB: 2 BB: 1 P: 13	R: 0 E: 1 K: 0 S: 8 H: 0 LOB: 0 BB: 0 P: 13	R: 1 E: 0 K: 1 S: 12 H: 2 LOB: 1 BB: 0 P: 17	1B: 6 2B: 1 3B: 0 HR: 3 SF: 0 SAC: 1 DP: 3 HBP: 0				WP: 0 PB: 0 SB: 0 CS: 0		PA: 37

	AB	34
	R	4
	H	10
	RBI	4
	BB	2
	SO	3
	LOB	11

PITCHER		IP	WLS	BF	H	R	ER	SO	BB	IBB	HBP	BLK	WP	HR	S	P	ERA	WHIP
38 Kyle Kendrick, R ERA: 3.87	(1, 1)	6.0	W	24	6	3	3	2	1	0	0	0	0	2	50	79	4.50	1.167
45 Tom Gordon, R ERA: 4.93	(7, 1)	1.0	H	5	2	0	0	0	1	0	0	0	0	0	8	13	0.00	3.000
16 J.C. Romero, L ERA: 2.01	(8, 1)	1.0	H	3	0	0	0	0	0	0	0	0	0	0	8	13	0.00	0.000
39 Brett Myers, R ERA: 4.46	(9, 1)	1.0	S	5	2	1	1	1	0	0	0	0	0	1	12	17	9.00	2.000

PITCHER		IP	WLS	BF	H	R	ER	SO	BB	IBB	HBP	BLK	WP	HR	S	P	ERA	WHIP

BOTTOM

Atlanta Braves @ Philadelphia Phillies

Citizens Bank Park, Philadelphia, PA

Thu Sep 27 2007, 7:05 PM EDT

Att. 40,589 - Cloudy - 80 F

livebaseballscorecards.com

Batter	1	2	3	4	5	6	7	8	9	AB	R	H	RBI	BB	SO	LOB
11 Jimmy Rollins, S (1, 6) OBP: 0.344, SLG: 0.531	X FA 91 0-0 8 1B 8 E 1B	B FA 91 C FA 93 X CH 83 1-1 ② FC6-4 8 S 1-2f		B SL 86 C FA 91 B FA 91 F CU 77 B FA 91 S SL 79 3-3 ② K			C FA 94 C FA 93 X CH 87 0-2 E4 8 G1-6-3			4	1	1	0	0	1	2
8 Shane Victorino, S (1, 9) OBP: 0.349, SLG: 0.430	X FA 92 0-0 E1 26 E 1-H 1B	1 SAFE B FA 92 1 SAFE B FA 92 X FA 91 2-0 ③ G6-3 1-2		S CH 86 B FA 92 S SL 86 S CH 86 1-3 ③ K 2-3			L FA 94 1 SAFE X FA 94 0-1 ① ② G1-6-3 1-2f			4	1	1	0	0	1	3
26 Chase Utley, L (1, 4) OBP: 0.411, SLG: 0.568	S SL 88 B SL 88 S CU 80 F FA 88 X CH 87 1-2 E3 6 HR 3-H		X FA 90 0-0 ① F8		C FA 90 B FA 91 S FA 91 F FC 83 B FC 82 S SL 82 2-3 ① K		B FA 95 C FA 94 C CU 80 B FA 95 S SL 81 2-3 ③ K			4	1	0	0	0	2	0
6 Ryan Howard, L (1, 3) OBP: 0.391, SLG: 0.571	B FA 92 C FA 92 F FA 92 B SL 89 X SL 87 2-2 1-H HR		C FA 91 C FA 92 B FA 93 S CH 88 1-3 ② K		C FC 82 B FA 91 C FC 83 S SL 82 1-3 ② K			S CU 73 B CU 71 X CU 74 1-2 ① F8		4	1	1	2	0	2	0
Aaron Rowand, R (1, 8) OBP: 0.378, SLG: 0.517	B FA 94 S SL 86 S SL 87 F SL 87 S FA 92 1-3 ① K		X FA 93 0-0 HR 2B		B FA 91 B CH 84 B FA 90 F FA 90 C FA 90 S CH 83 3-3 ③ K			B CU 76 C SL 76 B FA 94 X FA 93 2-1 1B 1B		4	1	2	0	0	2	0
Pat Burrell, R (1, 7) OBP: 0.401, SLG: 0.506 29 Chris Roberson, S (6, PR) OBP: 0.310, SLG: 0.286 Michael Bourn, L (7, 7) OBP: 0.346, SLG: 0.376	S SL 87 F SL 86 B FC 89 F SL 86 B FA 93 B SL 86 S SL 85 3-3 ② K		B FA 93 X SL 86 1-0 2-H HR			B FA 95 C FA 95 B SL 83 B FA 96 B FA 95 4-1 19 FC4-6 BB		1 SAFE B FA 91 B FA 91 B FA 92 C FA 92 C FA 92 F FA 94 X FA 93 3-2 1-2 1B		2 0 1	1 0 0	1 0 1	2 0 0	1 0 0	1 0 0	0 0 0
19 Greg Dobbs, L (1, 5) OBP: 0.330, SLG: 0.456 Abraham Nunez, S (7, 5) OBP: 0.317, SLG: 0.283	B CH 84 C FA 92 X CH 85 1-1 ③ G4-3		F FA 92 B CH 85 F CH 84 S CU 79 1-3 ③ K			B FA 95 X FA 94 1-0 ① FC4-6 51 WP 1-2f		C FA 92 B FA 93 F FA 93 F FA 94 S SL 78 1-3 ② K		3 1	0 0	0 0	0 0	0 0	1 1	1 2
51 Carlos Ruiz, R (1, 2) OBP: 0.336, SLG: 0.395		B FA 93 F FA 93 X FA 93 1-1 11 FC6-4 1B		C SL 84 X FA 92 0-1 8 WP 2B		C FA 94 B FA 94 C FA 94 B SI 83 B FA 94 F FA 95 B SL 80 4-2 4 G6-3 1-2 BB		X FA 93 0-0 ③ G6-3		3	0	2	0	1	0	2
38 Kyle Kendrick, R (1, 1) OBP: 0.244, SLG: 0.154 4 Pete Laforest, L (6, PH) OBP: 0.395, SLG: 0.389 45 Tom Gordon, R (7, 1) 16 J.C. Romero, S (8, 1) 39 Brett Myers, R (9, 1)		1 SAFE M SL 85 M B M 1-3 ① K		M SL 83 M SL 84 M 0-3 ① K		X FA 93 0-0 ② ③ G6-3 1-2f				2 1 0 0 0	0 0 0 0 0	0 0 0 0 0	0 0 0 0 0	2 0 0 0 0	2 0 0 0 0	2 2 0 0 0
Inning Stats	R: 4 E: 2 K: 2 S: 19 H: 3 LOB: 0 BB: 0 P: 27	R: 0 E: 0 K: 1 S: 8 H: 1 LOB: 1 BB: 0 P: 13	R: 2 E: 0 K: 2 S: 9 H: 2 LOB: 0 BB: 0 P: 12	R: 0 E: 0 K: 3 S: 11 H: 1 LOB: 1 BB: 0 P: 15	R: 0 E: 0 K: 3 S: 10 H: 0 LOB: 0 BB: 0 P: 16	R: 0 E: 0 K: 0 S: 6 H: 0 LOB: 2 BB: 2 P: 15	R: 0 E: 1 K: 1 S: 8 H: 0 LOB: 0 BB: 0 P: 10	R: 0 E: 0 K: 1 S: 14 H: 2 LOB: 2 BB: 0 P: 21		1B: 5 2B: 2 3B: 0 HR: 2	SF: 0 SAC: 0 DP: 2 HBP: 0			WP: 2 PB: 0 SB: 1 CS: 0	PA: 35	

	AB	33
	R	6
	H	9
	RBI	4
	BB	2
	SO	13
	LOB	14

PITCHER		IP	WLS	BF	H	R	ER	SO	BB	IBB	HBP	BLK	WP	HR	S	P	ERA	WHIP
29 John Smoltz, R ERA: 3.11	(1, 1)	4.0	L	20	7	6	5	8	0	0	0	0	1	2	47	67	11.25	1.750
Ron Mahay, L ERA: 2.62	(5, 1)	1.0		3	0	0	0	3	0	0	0	0	0	0	10	16	0.00	0.000
Joey Devine, R ERA: 1.17	(6, 1)	1.0		4	0	0	0	0	2	0	0	0	1	0	6	15	0.00	2.000
46 Manny Acosta, R ERA: 2.38	(7, 1)	1.0		3	0	0	0	1	0	0	0	0	0	0	8	10	0.00	0.000
Royce Ring, L ERA: 2.79	(8, 1)	0.1		1	0	0	0	0	0	0	0	0	0	0	3	4	0.00	0.000

PITCHER		IP	WLS	BF	H	R	ER	SO	BB	IBB	HBP	BLK	WP	HR	S	P	ERA	WHIP
58 Peter Moylan, R ERA: 1.81	(8, 1)	0.2		4	2	0	0	1	0	0	0	0	0	0	11	17	0.00	3.000

Batter	1	2	3	4	5	6	7	8	9	AB	R	H	RBI	BB	SO	LOB
Willie Harris, L (1, 8) OBP: 0.356, SLG: 0.401	B FA 90 C CH 89 S FA 91 C FA 91 1-3 ① K	C CU 78 F FA 92 S CU 79 0-3 ③ K2-3		F CU 78 B FA 90 S CU 78 B CU 77 F CU 78 S FA 92 2-3 ② K		B SL 81 B FA 92 B FA 91 B FA 90 4-0 19 FC5-4 BB	B FA 89 X FA 89 1-0 ③ F8			4	0	0	0	1	3	2
19 Yunel Escobar, R (1, 6) OBP: 0.391, SLG: 0.457	B FA 91 F FA 91 S FA 91 B CU 79 X FA 92 2-2 10 2B 2B		B CU 77 X FA 92 1-0 BB 7 FC5-4 2B	F FA 92 B CU 78 C FA 92 S CU 78 1-3 ③ K		D CH 81 F FA 90 F FA 90 X FA 86 1-2 ② FC5-4 1B 1-2f 2B		X SL 87 0-0 ① F9		5	2	2	0	0	1	2
10 Chipper Jones, S (1, 5) OBP: 0.427, SLG: 0.609 Chris Woodward, R (5, 5) OBP: 0.255, SLG: 0.284	F FA 92 C FA 92 X FA 93 0-2 2-3 2B		B FA 91 B FA 92 B FA 88 B FA 92 4-0 7 FC5-4 BB 28 FC3-6 BB		B CU 76 B FA 91 B FA 92 C FA 91 X FA 93 3-1 E1 7 HR	1 SAFE B FA 91 X FA 91 1-0 2B 28 2B 1-2 1B		C FA 88 B SL 86 F FA 90 X FA 89 1-2 2B		2 2	2 1	1 2	0 0	1 0	0 0	0 0
Mark Teixeira, S (1, 3) OBP: 0.402, SLG: 0.566 Scott Thorman, L (6, PR) OBP: 0.259, SLG: 0.399 (6, 3)	I IN 62 I IN 58 I IN 59 I IN 58 4-0 IBB		C CU 78 S CU 79 B FA 95 B FA 93 B FA 91 B CU 80 4-2 7 FC5-4 BB 1-2 2-3		B FA 91 S FA 91 C FA 92 X FA 92 1-2 ① F8	C CH 79 B FA 92 F FA 90 D SL 86 X FA 92 2-2 28 2B 2B 1-3 2-H		D FA 90 C CU 79 F SL 87 S SL 86 1-3 ② K		2 1	0 1	1 0	1 0	2 0	0 1	1 1
7 Jeff Francoeur, R (1, 9) OBP: 0.337, SLG: 0.443 23 Matt Diaz, R (6, PR) OBP: 0.369, SLG: 0.500 (6, 9)	F FA 92 B FA 91 S CU 78 S CU 77 1-3 ② K		B FA 94 B FA 94 C FA 93 F FA 93 B FA 92 X FA 94 3-2 ① FC5-4 28 FC3-6 1-2f 2-3 3-H		D SL 79 F FA 91 B FA 92 X FA 92 2-1 1-H HR	I IN 60 I I I 4-0 28 2B IBB		C FA 89 X SL 88 0-1 ③ G6-3		3 1	1 0	1 0	3 0	1 0	1 0	5 1
28 Brandon Jones, L (1, 7) OBP: 0.077, SLG: 0.167	B FA 92 C FA 93 B FA 93 C CU 78 B FA 93 F FA 91 C FA 93 3-3 ③ K		X FA 91 0-0 ② FC3-6 14 FC6-4 1-2f 3-H		C CH 77 B CU 78 B FA 93 X FA 92 2-1 ② F7	S SL 82 B SL 83 D SL 83 D SL 82 X FA 92 3-1 1-3 2-H 3-H 2B			B FA 87 C FA 89 X FA 88 1-1 ① G5-3	5	0	1	3	0	1	4
14 Martín Prado, R (1, 4) OBP: 0.311, SLG: 0.339		X FA 92 0-0 ① F9	C FA 92 1 SAFE B FA 92 B FA 92 X FA 90 2-1 ③ FC6-4 1-2f		X CU 76 0-0 1B	B FA 94 B FA 95 T FA 94 S FA 95 S FA 96 2-3 ③ K			F FA 88 B SL 82 X FA 89 1-1 ② P5	5	0	1	0	0	1	3
Corky Miller, R (1, 2) OBP: 0.310, SLG: 0.444		C FA 93 B CU 78 B FA 92 B FA 94 C FA 92 B FA 92 4-2 BB	C X FA 90 0-1 37 G6-3 2B		C CU 78 F FA 92 1 SAFE F FA 91 F CU 78 S FA 92 0-3 ③ K		X FA 89 0-0 ① F8		C SL 81 F SL 80 X SL 82 0-2 ③ G4-3	4	0	1	0	1	1	1
37 Jo-Jo Reyes, L (1, 1) OBP: 0.158, SLG: 0.158 Joey Devine, R (7, 1) Tyler Yates, R (8, 1) Octavio Dotel, R (9, 1)		B FA 91 M FA 91 L FA 91 T CU 79 1-2 ② K	F FA 92 F FA 90 F CU 78 X FA 92 0-2 ① G6-3 2-3			C FA 91 F FA 92 B FA 91 S FA 90 C FA 91 2-3 ① K	C FA 88 S FA 90 S CU 79 0-3 ② K			4 0 0 0	0 0 0 0	0 0 0 0	0 0 0 0	0 0 0 0	3 0 0 0	2 0 0 0
Inning Stats	R: 0 E: 0 K: 3 S: 16 H: 2 LOB: 3 BB: 1 P: 27	R: 0 E: 0 K: 2 S: 9 H: 0 LOB: 1 BB: 1 P: 14	R: 2 E: 0 K: 0 S: 9 H: 1 LOB: 1 BB: 2 P: 23	R: 0 E: 0 K: 2 S: 13 H: 1 LOB: 1 BB: 0 P: 16	R: 2 E: 1 K: 1 S: 15 H: 2 LOB: 1 BB: 0 P: 23	R: 3 E: 0 K: 2 S: 15 H: 3 LOB: 2 BB: 2 P: 34	R: 0 E: 0 K: 1 S: 5 H: 0 LOB: 0 BB: 0 P: 6	R: 0 E: 0 K: 1 S: 9 H: 1 LOB: 1 BB: 0 P: 11	R: 0 E: 0 K: 0 S: 7 H: 0 LOB: 0 BB: 0 P: 9	1B: 2 2B: 7 3B: 0 HR: 1	SF: 0 SAC: 0 DP: 0 HBP: 0					WP: 0 PB: 0 SB: 0 CS: 0	PA: 44	

PITCHER		IP	WLS	BF	H	R	ER	SO	BB	IBB	HBP	BLK	WP	HR	S	P	ERA	WHIP
Matt Albers, R ERA: 5.86	(1, 1)	5.0	L	26	6	4	3	8	3	1	0	0	0	1	62	103	5.40	1.800
Stephen Randolph, L ERA: 12.15	(6, 1)	0.2		7	3	3	3	1	1	1	0	0	0	0	12	29	40.50	6.000
Dennis Sarfate, R ERA:	(6, 1)	0.1		1	0	0	0	1	0	0	0	0	0	0	3	5	0.00	0.000
Brian Moehler, R ERA: 4.14	(7, 1)	2.0		7	1	0	0	2	0	0	0	0	0	0	14	17	0.00	0.500
Mark McLemore, L ERA: 3.97	(9, 1)	1.0		3	0	0	0	0	0	0	0	0	0	0	7	9	0.00	0.000

PITCHER	IP	WLS	BF	H	R	ER	SO	BB	IBB	HBP	BLK	WP	HR	S	P	ERA	WHIP

TOP

Atlanta Braves @ Houston Astros

Minute Maid Park, Houston, TX

Fri Sep 28 2007, 7:05 PM CDT

Att. 43,011 - Clear - 85 F

livebaseballscorecards.com

AB	38
R	7
H	10
RBI	7
BB	6
SO	12
LOB	22

Atlanta Braves @ Houston Astros

Minute Maid Park, Houston, TX

Fri Sep 28 2007, 7:05 PM CDT

Att. 43,011 - Clear - 85 F

BOTTOM

Batter	1	2	3	4	5	6	7	8	9	AB	R	H	RBI	BB	SO	LOB
Josh Anderson, L (1, 8) OBP: 0.433, SLG: 0.424	B1-3		G4-3		G4-3		BB, 1B			4	0	1	0	0	0	0
Craig Biggio, R (1, 4) OBP: 0.283, SLG: 0.377	17 G5-4-3, 1B		K		G6-3		BB			3	0	1	0	1	1	0
17 Lance Berkman, S (1, 3) OBP: 0.385, SLG: 0.506 Eric Bruntlett, R (8, 5) OBP: 0.348, SLG: 0.285	G5-4-3 1-2f		G5-3		G5-3		F7			4 0	0 0	0 0	0 0	0 0	0 0	4 0
45 Carlos Lee, R (1, 7) OBP: 0.355, SLG: 0.531 Luke Scott, L (8, 7) OBP: 0.351, SLG: 0.505		9 F8, 21 2B, 2B		9 1B, 9 S, 1B		P6		K		3 1	2 0	2 0	0 0	0 0	0 1	0 0
9 Hunter Pence, R (1, 9) OBP: 0.361, SLG: 0.542	F8 2-3			21 F8, 1B 1-3, 1B		F8		G6-3		4	0	1	0	0	0	1
Mark Loretta, R (1, 6) OBP: 0.352, SLG: 0.371 Brian Moehler, R (7, 1) OBP: 0.200, SLG: 0.200 Orlando Palmeiro, L (8, PH) OBP: 0.345, SLG: 0.265 Mark McLemore, L (9, 1)	G1-3			1-2 3-H, 1B		F7		P6		3 0 1 0	0 0 0 0	1 0 0 0	1 0 0 0	0 0 0 0	0 0 0 0	1 0 0 0
21 Ty Wigginton, R (1, 5) OBP: 0.334, SLG: 0.461 (8, 3)	3-H, 2B		F8 2-3				F8			4	0	1	1	0	1	2
46 J.R. Towles, R (1, 2) OBP: 0.419, SLG: 0.564	IBB		F9				G4-3			3	0	0	0	1	1	2
Matt Albers, L (1, 1) OBP: 0.069, SLG: 0.069 Stephen Randolph, L (6, 1) Dennis Sarfate, R (6, 1) Chris Burke, R (7, 6) OBP: 0.308, SLG: 0.362	G6-3		K				1B, BB		P2	2 0 0 1	0 0 0 0	0 0 0 0	0 0 0 1	0 0 0 0	1 0 0 0	4 0 0 0
Inning Stats	R: 0 E: 0 K: 0 S: 3 H: 1 LOB: 0 BB: 0 P: 4	R: 1 E: 0 K: 0 S: 15 H: 2 LOB: 2 BB: 1 P: 26	R: 0 E: 0 K: 1 S: 7 H: 0 LOB: 0 BB: 0 P: 9	R: 1 E: 0 K: 1 S: 16 H: 3 LOB: 2 BB: 0 P: 21	R: 0 E: 0 K: 0 S: 6 H: 0 LOB: 0 BB: 0 P: 9	R: 0 E: 0 K: 0 S: 8 H: 0 LOB: 0 BB: 0 P: 13	R: 0 E: 0 K: 1 S: 18 H: 1 LOB: 3 BB: 2 P: 31	R: 0 E: 0 K: 1 S: 6 H: 0 LOB: 0 BB: 0 P: 9	R: 0 E: 0 K: 1 S: 7 H: 0 LOB: 0 BB: 0 P: 9	1B: 5 2B: 2 3B: 0 HR: 0	SF: 0 SAC: 0 DP: 1 HBP: 0			WP: 0 PB: 0 SB: 1 CS: 0	PA: 36		

livebaseballscorecards.com

AB	33
R	2
H	7
RBI	2
BB	3
SO	5
LOB	14

PITCHER		IP	WLS	BF	H	R	ER	SO	BB	IBB	HBP	BLK	WP	HR	S	P	ERA	WHIP
37 Jo-Jo Reyes, L ERA: 6.22	(1, 1)	6.2	W	28	7	2	2	3	1	1	0	0	0	0	71	106	2.70	1.200
Joey Devine, R ERA: 1.13	(7, 1)	0.1		2	0	0	0	0	1	0	0	0	0	0	2	7	0.00	3.000
Tyler Yates, R ERA: 5.18	(8, 1)	1.0		3	0	0	0	1	0	0	0	0	0	0	6	9	0.00	0.000
Octavio Dotel, R ERA: 4.11	(9, 1)	1.0		3	0	0	0	1	0	0	0	0	0	0	7	9	0.00	0.000

PITCHER	IP	WLS	BF	H	R	ER	SO	BB	IBB	HBP	BLK	WP	HR	S	P	ERA	WHIP

Atlanta Braves @ Houston Astros

Minute Maid Park, Houston, TX

Sat Sep 29 2007, 6:05 PM CDT

Att. 43,624 - Roof Closed - 74 F

TOP

livebaseballscorecards.com

Batter	1	2	3	4	5	6	7	8	9	AB	R	H	RBI	BB	SO	LOB
19 Yunel Escobar, R (1, 6) OBP: 0.390, SLG: 0.457	F FA 90 S CH 79 B FA 90 B SL 84 X CH 80 2-2 10 G4-3 2B		C SL 81 B CU 75 X FA 89 1-1 ① G6-3		B SL 83 C FA 90 L SL 81 X SL 83 1-2 ③ G5-3		F F FA 97 S FA 97 0-3 ③ K			4	0	1	0	0	1	2
2 Kelly Johnson, L (1, 4) OBP: 0.374, SLG: 0.457	B FA 88 C FA 90 C FA 89 B FA 90 S CU 75 2-3 ① K		B FA 88 F FA 89 S CU 76 B CU 71 B SL 83 X FA 89 3-2 ② G4-3			B FA 89 B FA 88 B FA 88 C FA 88 X FA 90 3-1 ① F7		C FA 92 S SL 87 B SL 89 B SL 88 F FA 93 X FA 93 2-2 G1-3 1B		4	0	1	0	0	1	1
10 Chipper Jones, S (1, 5) OBP: 0.426, SLG: 0.608 Chris Woodward, R (6, 5) OBP: 0.253, SLG: 0.281	B FA 88 C CU 75 B FA 88 X CH 80 2-1 ② G4-3 2-3		X CU 77 0-0 1B			C FA 88 F FA 91 B SL 81 F FA 91 S CH 80 1-3 ② K		X FA 94 0-0 ① G1-3 1-2		3 1	0 0	1 0	0 0	0 0	1 0	1 1
Mark Teixeira, S (1, 3) OBP: 0.400, SLG: 0.563 Scott Thorman, L (6, 3) OBP: 0.258, SLG: 0.398	B FA 91 C FA 92 B CU 73 X CH 80 2-1 ③ G3		B FA 89 C FA 90 S SL 81 F FA 90 B CU 76 X SL 82 2-2 ③ F8			X FA 90 0-0 ③ G4-3		S SL 87 B FA 94 F FA 92 S SL 89 1-3 ② K		3 1	0 0	0 0	0 0	0 0	0 1	2 1
7 Jeff Francoeur, R (1, 9) OBP: 0.339, SLG: 0.445 Ron Mahay, L (7, 1) 58 Peter Moylan, R (7, 1) 14 Martín Prado, R (8, PH) OBP: 0.323, SLG: 0.339 46 Manny Acosta, R (8, 1)		B FA 90 X FA 88 1-0 28 1B 5 G5-3 1B		S FA 88 B CH 87 C FA 88 B SL 81 B FA 89 C FA 90 3-3 ① K			B FA 94 X FA 95 1-0 5 1B SF7 2B	F SL 89 B SL 89 F SL 89 B FA 95 B FA 95 B SL 89 4-2 BB		3 0 0 0 0 0	2 0 0 0 0 0	2 0 0 0 1 0	0 0 0 0 0 0	0 0 0 0 0 0	1 0 0 0 0 0	0 0 0 0 0 0
28 Brandon Jones, L (1, 7) OBP: 0.176, SLG: 0.200		B FA 88 B FA 90 F FA 87 F FA 89 B SL 82 X FA 89 3-2 5 G5-3 1-3 1B		S CH 81 B CH 81 C CH 81 H FA 89 2-2 5 FC6-4 HBP			C FA 93 F CU 79 F FA 96 C FA 94 0-3 ① K	S FA 94 B FA 94 B SL 89 S FA 94 B FA 94 F FA 94 S FA 93 3-3 ③ K		3	0	1	0	0	2	3
5 Brayan Peña, S (1, 2) OBP: 0.212, SLG: 0.303		C FA 89 B CH 80 X FA 89 1-1 ① G5-3 1-2 3-H		F FA 88 B SL 80 C FA 89 X CU 71 1-2 ② FC6-4 CS 1-2f			B CH 84 B FA 94 C FA 94 C FA 94 F FA 96 X CU 80 2-2 23 1B 2-3 1B		X FA 94 0-0 ① F7	4	0	1	1	0	0	2
Willie Harris, L (1, 8) OBP: 0.352, SLG: 0.397		X FA 89 0-0 ② F9		C FA 89 B CU 74 S SL 82 1-2 ③ CS 1-2	C FA 87 B CH 80 C SL 82 F SL 84 X FA 91 1-2 ① F8		B CU 77 X FA 95 1-0 ② SF7 3-H		B FA 94 B FA 95 C FA 94 B FA 94 C FA 95 X FA 95 3-2 ② F7	3	0	0	1	0	0	1
30 Jeff Bennett, R (1, 1) 23 Matt Diaz, R (7, PH) OBP: 0.370, SLG: 0.500 (7, 9)		B FA 89 X FA 88 1-0 ③ L3			C FA 88 F SL 81 F SL 82 B FA 91 F FA 91 C CU 71 1-3 ② K		X SL 83 0-0 1-2 1B		C SL 86 S SL 87 F SL 87 F SL 87 S SL 86 0-3 ③ K2-3	2 2	0 0	0 1	0 0	0 0	1 1	1 0
Inning Stats	R: 0 E: 0 K: 1 S: 10 H: 1 LOB: 1 BB: 0 P: 18	R: 1 E: 0 K: 0 S: 8 H: 2 LOB: 1 BB: 0 P: 14	R: 0 E: 0 K: 0 S: 10 H: 1 LOB: 1 BB: 0 P: 16	R: 0 E: 0 K: 1 S: 10 H: 0 LOB: 0 BB: 0 P: 17	R: 0 E: 0 K: 1 S: 12 H: 0 LOB: 0 BB: 0 P: 15	R: 0 E: 0 K: 1 S: 7 H: 0 LOB: 0 BB: 0 P: 11	R: 1 E: 0 K: 2 S: 14 H: 3 LOB: 2 BB: 0 P: 18	R: 0 E: 0 K: 2 S: 14 H: 1 LOB: 2 BB: 1 P: 24	R: 0 E: 0 K: 1 S: 9 H: 0 LOB: 0 BB: 0 P: 12	1B: 6 2B: 2 3B: 0 HR: 0 SF: 1 SAC: 0 DP: 0 HBP: 1						

PITCHER		IP	WLS	BF	H	R	ER	SO	BB	IBB	HBP	BLK	WP	HR	S	P	ERA	WHIP
41 Brandon Backe, R ERA: 3.77	(1, 1)	6.0	W	22	4	1	1	4	0	0	1	0	0	0	57	91	1.50	0.667
Dennis Sarfate, R ERA: 1.08	(7, 1)	1.0	H	6	3	1	1	2	0	0	0	0	0	0	14	18	9.00	3.000
Chad Qualls, R ERA: 3.05	(8, 1)	1.0	H	5	1	0	0	2	1	0	0	0	0	0	14	24	0.00	2.000
Brad Lidge, R ERA: 3.36	(9, 1)	1.0	S	3	0	0	0	1	0	0	0	0	0	0	9	12	0.00	0.000

PITCHER	IP	WLS	BF	H	R	ER	SO	BB	IBB	HBP	BLK	WP	HR	S	P	ERA	WHIP

AB	33
R	2
H	8
RBI	2
BB	1
SO	9
LOB	15

WP: 0 PA: 37
PB: 0
SB: 0
CS: 1

BOTTOM

Batter	1	2	3	4	5	6	7	8	9	AB	R	H	RBI	BB	SO	LOB
Josh Anderson, L (1, 8) OBP: 0.423, SLG: 0.413	C FA 91 F FA 92 B FA 93 B FA 90 B FA 91 X FA 90 3-2 ① **G4-3**		B FA 92 F FA 92 X CH 87 1-1 ② **G4-3**		C FA 93 X CH 85 0-1 1B		X FA 92 0-0 ② **G6-3**			4	0	1	0	0	0	1
Craig Biggio, R (1, 2) OBP: 0.285, SLG: 0.380 (3, 4) Cody Ransom, R (9, 6) OBP: 0.413, SLG: 0.371	B FA 92 X FA 90 1-0 17 HR 2B		B CH 86 B FA 93 C CU 79 C FA 93 C FA 93 2-3 ③ K		1 SAFE F FA 91 1 SAFE P PO 86 F FA 91 1 SAFE X FA 90 1-2 1-3 1B		B FA 90 X FA 92 1-0 ③ **G5-3**			4 0	1 0	2 0	0 0	0 0	1 0	1 0
17 Lance Berkman, S (1, 3) OBP: 0.386, SLG: 0.512 Mike Lamb, L (7, 3) OBP: 0.368, SLG: 0.455	C SL 81 F CU 80 D CU 82 B CU 81 F FA 94 F SL 83 D CH 87 X SL 82 3-2 2-H HR			B B S F CH 84 B FA 91 F CH 84 B FA 92 4-2 BB	B FA 91 F FA 90 B FA 90 F FA 91 B FA 90 C FA 91 3-3 ③ K			B FA 94 F FA 95 B CU 79 X FA 96 2-1 ① **G4-3**		2 1	1 0	1 0	2 0	1 0	1 0	2 0
45 Carlos Lee, R (1, 7) OBP: 0.353, SLG: 0.528 Brad Lidge, R (9, 1)	X FA 94 0-0 ② **G5-3**			B FA 91 X FA 90 1-0 ① **F9**		B FA 89 B CU 77 X FA 90 2-0 ① **G6-3**		C SL 80 B SL 82 F FA 95 X FA 96 1-2 ② **G6-3**		4 0	0 0	0 0	0 0	0 0	0 0	1 0
9 Hunter Pence, R (1, 9) OBP: 0.358, SLG: 0.538	C CU 82 S FA 93 C FA 94 0-3 ③ K			D CU 80 1 SAFE X CU 81 1-0 ② **F8**		F FA 90 B SL 82 X FA 92 1-1 ② **F8**		C FA 96 C SL 82 B FA 96 B FA 97 S CH 83 2-3 ③ K		4	0	0	0	0	2	1
21 Ty Wigginton, R (1, 5) OBP: 0.334, SLG: 0.461		C FA 92 C FA 92 S SL 83 0-3 ① K		B CU 81 1 SAFE X FA 91 1-0 ③ **F8**		F FA 92 B CU 80 X CU 81 1-1 1B				3	0	1	0	0	1	1
Adam Everett, R (1, 6) OBP: 0.281, SLG: 0.318 Chris Burke, R (5, 6) OBP: 0.306, SLG: 0.360 (9, 4)		C FA 93 B FA 93 F FA 92 B FA 92 X FA 92 2-2 ② **G6-3**			C FA 91 B FA 91 X CU 79 1-1 ① **G1-3**	X FA 91 0-0 ③ **F8**				1 2	0 0	0 0	0 0	0 0	0 0	0 1
Brad Ausmus, R (1, 4) OBP: 0.317, SLG: 0.325 (3, 2)		C FA 91 B FA 92 X CH 86 1-1 ③ **G5-3**			C CU 82 B FA 92 F FA 91 B CU 81 X FA 92 2-2 ② **G4-3**		F FA 91 S CH 82 X CU 79 0-2 SH5-3 1B			3	0	1	0	0	0	0
41 Brandon Backe, R (1, 1) OBP: 0.455, SLG: 0.800 Dennis Sarfate, R (7, 1) Eric Bruntlett, R (7, PH) OBP: 0.348, SLG: 0.285 Chad Qualls, R (8, 1) Luke Scott, L (9, 7) OBP: 0.351, SLG: 0.505			S FA 90 B FA 92 B FA 91 F FA 93 C FA 93 2-3 ① K		B FA 91 B FA 91 B FA 91 C FA 91 F FA 91 F FA 91 F FA 91 X FA 91 3-2 HR		C CH 83 X FA 91 0-1 ① **SH5-3** 1-2			2 0 0 0 0	1 0 0 0 0	1 0 0 0 0	1 0 0 0 0	0 0 0 0 0	1 0 0 0 0	0 0 0 0 0
Inning Stats	R: 2 E: 0 K: 1 S: 13 H: 2 LOB: 0 BB: 0 P: 20	R: 0 E: 0 K: 1 S: 8 H: 0 LOB: 0 BB: 0 P: 11	R: 0 E: 0 K: 2 S: 8 H: 0 LOB: 0 BB: 0 P: 13	R: 0 E: 0 K: 0 S: 6 H: 0 LOB: 1 BB: 1 P: 13	R: 1 E: 0 K: 1 S: 19 H: 3 LOB: 2 BB: 0 P: 28	R: 0 E: 0 K: 0 S: 6 H: 1 LOB: 1 BB: 0 P: 10	R: 0 E: 0 K: 0 S: 7 H: 1 LOB: 1 BB: 0 P: 8	R: 0 E: 0 K: 1 S: 8 H: 0 LOB: 0 BB: 0 P: 13		1B: 4 2B: 1 3B: 0 HR: 2	SF: 0 SAC: 1 DP: 0 HBP: 0				WP: 0 PB: 0 SB: 0 CS: 0	PA: 32	

PITCHER		IP	WLS	BF	H	R	ER	SO	BB	IBB	HBP	BLK	WP	HR	S	P	ERA	WHIP
30 Jeff Bennett, R ERA: 3.46	(1, 1)	6.0	L	25	6	3	3	5	1	0	0	0	0	2	60	95	4.50	1.167
Ron Mahay, L ERA: 2.59	(7, 1)	0.2		3	1	0	0	0	0	0	0	0	0	0	6	6	0.00	1.500
58 Peter Moylan, R ERA: 1.8	(7, 1)	0.1		1	0	0	0	0	0	0	0	0	0	0	1	2	0.00	0.000
46 Manny Acosta, R ERA: 2.28	(8, 1)	1.0		3	0	0	0	1	0	0	0	0	0	0	8	13	0.00	0.000

PITCHER	IP	WLS	BF	H	R	ER	SO	BB	IBB	HBP	BLK	WP	HR	S	P	ERA	WHIP

Atlanta Braves @ Houston Astros
Minute Maid Park, Houston, TX
Sat Sep 29 2007, 6:05 PM CDT
Att. 43,624 - Roof Closed - 74 F

livebaseballscorecards.com

AB	30
R	3
H	7
RBI	3
BB	1
SO	6
LOB	8

Batter	1	2	3	4	5	6	7	8	9	AB	R	H	RBI	BB	SO	LOB
19 Yunel Escobar, R (1, 6) OBP: 0.385, SLG: 0.451	X FA 94 0-0 ① F9		F FA 95 X SL 87 0-1 ② G5-3		B FA 94 B SL 87 S FA 94 X FA 95 2-1 ③ F9			S SL 87 B FA 90 X SL 87 1-1 ① F9		4	0	0	0	0	0	3
Willie Harris, L (1, 8) OBP: 0.349, SLG: 0.392	B FA 94 X FA 93 1-0 ② F9		B FA 95 B FA 93 B FA 94 C FA 94 C FA 95 F FA 96 X FA 95 3-2 ③ F7			S CH 82 B CH 87 B SL 82 X FA 95 2-1 ① G6-3		B FA 90 C FA 90 F CH 81 B SL 88 X FA 90 2-2 ② G4-3		4	0	0	0	0	0	1
10 Chipper Jones, S (1, 5) OBP: 0.425, SLG: 0.604 Jose Ascanio, R (8, 1)	B FA 93 B FA 94 B FA 94 C FA 94 B FA 93 4-1 BB			B FA 95 X FA 94 1-0 ① G3-1		C CH 83 B FA 95 X CH 84 1-1 ② L8		X SL 87 0-0 ③ F8		3 0	0 0	0 0	0 0	1 0	0 0	0 0
7 Jeff Francoeur, R (1, 9) OBP: 0.338, SLG: 0.444 23 Matt Diaz, R (4, 9) OBP: 0.368, SLG: 0.497	B CU 76 S FA 94 S FA 93 F SL 87 S SL 88 1-3 ③ K			C FA 96 F FA 96 S FA 96 0-3 ② K		X SL 87 0-0 ③ G5-3			C FA 92 F FA 91 F SL 84 S FA 90 0-3 ① K	2 2	0 0	0 0	0 0	0 0	2 1	1 0
Scott Thorman, L (1, 3) OBP: 0.258, SLG: 0.394		C FA 94 B CU 73 B CU 74 B FA 94 B FA 94 4-1 18 G6-4-3 BB		B SL 86 F FA 96 F FA 96 X FA 96 1-2 ③ P6			C FA 89 C FA 92 F FA 92 F FA 91 X SL 83 0-2 ① G6-3		F FA 92 S FA 92 S FA 91 0-3 ② K	3	0	0	0	1	1	0
28 Brandon Jones, L (1, 7) OBP: 0.190, SLG: 0.211		F FA 95 B FA 95 F FA 94 B SL 88 F FA 94 S SL 86 2-3 ① K			F FA 94 B CU 74 B FA 94 B FA 93 X FA 91 3-1 ① G3-1		X SL 80 0-0 18 2B 1B		C FA 92 S FA 92 B FA 92 F FA 92 B CH 86 F FA 92 F FA 93 S FA 93 2-3 ③ K	4	0	1	0	0	2	1
18 Clint Sammons, R (1, 2) OBP: 0.667, SLG: 1.000		X FA 95 0-0 ②③ G6-4-3 1-2f			B FA 95 F FA 94 X CU 76 1-1 G4-3 1B		B FA 90 S FA 90 F FA 90 B FA 91 X SL 82 2-2 1-3 2B			3	0	2	0	0	0	1
Pete Orr, L (1, 4) OBP: 0.235, SLG: 0.215			F FA 94 S CU 75 F SL 87 B FA 96 X CU 75 1-2 38 SH5-3 1B		C SL 87 X SL 88 0-1 ② G4-3 1-2		B SL 82 S FA 91 F FA 90 B SL 83 S FA 91 2-3 ② K			3	0	1	0	0	1	3
38 Buddy Carlyle, L (1, 1) OBP: 0.139, SLG: 0.139 2 Kelly Johnson, L (5, PH) OBP: 0.375, SLG: 0.457 Oscar Villarreal, L (5, 1) OBP: 0.250, SLG: 0.250 Joey Devine, R (6, 1) Royce Ring, L (6, 1) Chris Woodward, R (7, PH) OBP: 0.252, SLG: 0.279 Ron Mahay, L (7, 1) 14 Martín Prado, R (8, 5) OBP: 0.323, SLG: 0.339			B FA 92 X FA 90 1-0 ① SH5-3 1-2		C FA 95 B SL 86 B FA 94 B CU 76 B FA 94 4-2 BB		B FA 90 F FA 90 S FA 91 F FA 92 S FA 91 1-3 ③ K			0 0 0 0 0 1 0 0	0 0 0 0 0 0 0 0	0 0 0 0 0 0 0 0	0 0 0 0 0 0 0 0	0 1 0 0 0 1 0 0	0 0 0 0 0 2 0 0	0 0 0 0 0 1 0 0
Inning Stats	R: 0 E: 0 K: 1 S: 7 H: 0 LOB: 1 BB: 1 P: 13	R: 0 E: 0 K: 1 S: 6 H: 0 LOB: 0 BB: 1 P: 12	R: 0 E: 0 K: 0 S: 11 H: 1 LOB: 1 BB: 0 P: 16	R: 0 E: 0 K: 1 S: 7 H: 0 LOB: 0 BB: 0 P: 9	R: 0 E: 0 K: 0 S: 10 H: 1 LOB: 2 BB: 1 P: 20	R: 0 E: 0 K: 0 S: 5 H: 0 LOB: 0 BB: 0 P: 8	R: 0 E: 0 K: 2 S: 16 H: 2 LOB: 2 BB: 0 P: 21	R: 0 E: 0 K: 0 S: 6 H: 0 LOB: 0 BB: 0 P: 9	R: 0 E: 0 K: 3 S: 13 H: 0 LOB: 0 BB: 0 P: 15	1B: 3 2B: 1 3B: 0 HR: 0 SF: 0 SAC: 1 DP: 1 HBP: 0						

PITCHER	IP	WLS	BF	H	R	ER	SO	BB	IBB	HBP	BLK	WP	HR	S	P	ERA	WHIP
52 Felipe Paulino, R (1, 1) ERA: 7.11	6.0	W	22	2	0	0	3	3	0	0	0	0	0	46	78	0.00	0.833
Mark McLemore, L (7, 1) ERA: 3.86	1.0	H	5	2	0	0	2	0	0	0	0	0	0	16	21	0.00	2.000
Brian Moehler, R (8, 1) ERA: 4.07	1.0	H	3	0	0	0	0	0	0	0	0	0	0	6	9	0.00	0.000
Dave Borkowski, R (9, 1) ERA: 5.15	1.0	S	3	0	0	0	3	0	0	0	0	0	0	13	15	0.00	0.000

PITCHER	IP	WLS	BF	H	R	ER	SO	BB	IBB	HBP	BLK	WP	HR	S	P	ERA	WHIP

Atlanta Braves @ Houston Astros

Minute Maid Park, Houston, TX

Sun Sep 30 2007, 1:05 PM CDT

Att. 43,823 - Roof Closed - 73 F

TOP

livebaseballscorecards.com

AB	29
R	0
H	4
RBI	0
BB	3
SO	8
LOB	12

PA: 33

WP: 0
PB: 0
SB: 0
CS: 0

Atlanta Braves @ Houston Astros

Minute Maid Park, Houston, TX

Sun Sep 30 2007, 1:05 PM CDT

Att. 43,823 - Roof Closed - 73 F

livebaseballscorecards.com

BOTTOM

Batter	1	2	3	4	5	6	7	8	9	AB	R	H	RBI	BB	SO	LOB
Josh Anderson, L (1, 8) OBP: 0.413, SLG: 0.403	B FA 87 F FA 87 X CH 80 1-1 2B 45 1B 1B	C FA 87 B FA 89 T SL 85 C FA 91 1-3 ① K	C FA 89 F FA 91 F CH 86 B FA 92 X SL 86 1-2 ③ G3-1				B FA 89 X FA 89 1-0 ① F8			4	1	1	0	0	1	0
Craig Biggio, R (1, 4) OBP: 0.285, SLG: 0.381 Cody Ransom, R (8, 6) OBP: 0.413, SLG: 0.371	B FA 89 1 SAFE 1 SAFE X FA 87 1-0 45 1B 1-3 2B	B CU 73 B FA 89 F FA 87 X SL 85 2-1 ② G6-3			F FA 90 S SL 84 B SL 82 X SL 84 1-2 ① F8		B FA 90 B FA 90 F FA 90 F FA 90 X CH 81 2-2 ② G5-3			4	1	1	0	0	0	0
										0	0	0	0	0	0	0
17 Lance Berkman, S (1, 3) OBP: 0.386, SLG: 0.510 Mike Lamb, L (6, 3) OBP: 0.366, SLG: 0.453 Brian Moehler, R (8, 1) OBP: 0.200, SLG: 0.200 Dave Borkowski, R (9, 1)	B CU 74 B CH 84 B FA 89 4-0 45 1B 9 2B IBB	S FA 89 B FA 92 F SL 86 B CH 85 B FA 92 C FA 90 3-3 ③ K			B CH 83 X CH 84 1-0 ② F8		B FA 89 F FA 90 C SL 81 X SL 81 1-2 ③ L3			2	1	0	0	1	1	0
										1	0	0	0	0	0	0
										0	0	0	0	0	0	0
										0	0	0	0	0	0	0
45 Carlos Lee, R (1, 7) OBP: 0.354, SLG: 0.528 Luke Scott, L (6, 7) OBP: 0.351, SLG: 0.504	C SL 85 X FA 90 0-1 9 2B 1-2 2-H 3-H 1B	F SL 83 X FA 90 0-1 ① G6-3	B SL 84 B SL 84 F FA 88 B CH 83 B FA 89 4-1 9 1B BB					S FA 94 F CH 85 B CH 86 F CH 84 B FA 96 B CH 85 X CH 85 3-2 ① F8		2	0	1	2	1	0	0
										1	0	0	0	0	0	0
9 Hunter Pence, R (1, 9) OBP: 0.360, SLG: 0.539	B SL 84 B SL 84 X SL 84 2-0 1-3 2-H 2B	B FA 89 B FA 89 S FA 88 F SL 85 T FA 91 2-2 ② K			X FA 91 0-0 FC5-4 1-2 1B			B CU 75 X FA 95 1-0 ② F7		4	0	2	1	0	1	0
Mark Loretta, R (1, 6) OBP: 0.352, SLG: 0.372 Chris Burke, R (5, 6) OBP: 0.304, SLG: 0.357 (8, 4)	C FA 91 B FA 91 X FA 90 1-1 ① P4	B FA 89 X SL 86 1-0 1B	D SL 85 X FA 88 1-0 ③ FC5-4 1-2f					C CH 85 C SL 85 F FA 96 B FA 96 B CU 79 X FA 96 2-2 ③ G6-3		2	0	1	0	0	0	2
										2	0	0	0	0	0	2
21 Ty Wigginton, R (1, 5) OBP: 0.333, SLG: 0.459 Eric Bruntlett, R (6, 5) OBP: 0.346, SLG: 0.283	B FA 90 X SL 85 1-0 ② G1-3	S FA 90 B SL 87 C FA 90 S FA 92 1-3 ③ K					C FA 93 C FA 95 F FA 95 F FA 96 X CU 83 0-2 ① F7			2	0	0	0	0	1	3
										1	0	0	0	0	0	0
Brad Ausmus, R (1, 2) OBP: 0.318, SLG: 0.324 46 J.R. Towles, R (5, 2) OBP: 0.432, SLG: 0.575	I IN 64 I IN 64 I IN 65 I IN 67 4-0 IBB			F FA 88 B SL 85 F FA 89 B FA 92 F FA 90 X FA 89 2-2 ① G6-3			B FA 95 F FA 94 B SL 83 B FA 94 X FA 94 3-1 CS 1B			1	0	0	0	1	0	0
										1	0	1	0	0	0	0
52 Felipe Paulino, R (1, 1) Orlando Palmeiro, L (6, PH) OBP: 0.342, SLG: 0.262 Mark McLemore, L (7, 1) Eric Munson, L (8, 3) OBP: 0.313, SLG: 0.356	B SL 86 S FA 89 S FA 91 S FA 92 1-3 ③ K			C FA 88 X SL 86 0-1 ② G6-3			B CU 73 B FA 88 C FA 89 C FA 90 X CU 74 2-2 ②③ P4 1-2			2	0	0	0	0	1	3
										1	0	0	0	0	0	1
										0	0	0	0	0	0	0
										0	0	0	0	0	0	0

Inning Stats	1	2	3	4	5	6	7	8	9
	R: 3 H: 4 E: 0 LOB: 3 K: 1 BB: 2 S: 12 P: 27	R: 0 H: 0 E: 0 LOB: 0 K: 2 BB: 0 S: 8 P: 14	R: 0 H: 1 E: 0 LOB: 1 K: 2 BB: 0 S: 9 P: 13	R: 0 H: 0 E: 0 LOB: 0 K: 0 BB: 0 S: 10 P: 13	R: 0 H: 1 E: 0 LOB: 2 K: 0 BB: 1 S: 7 P: 14	R: 0 H: 1 E: 0 LOB: 0 K: 0 BB: 0 S: 10 P: 15	R: 0 H: 0 E: 0 LOB: 0 K: 0 BB: 0 S: 7 P: 11	R: 0 H: 0 E: 0 LOB: 0 K: 0 BB: 0 S: 9 P: 15	

1B: 5	SF: 0
2B: 2	SAC: 0
3B: 0	DP: 0
HR: 0	HBP: 0

WP: 0	PA: 33
PB: 0	
SB: 0	
CS: 1	

AB	30
R	3
H	7
RBI	3
BB	3
SO	5
LOB	11

PITCHER	IP	WLS	BF	H	R	ER	SO	BB	IBB	HBP	BLK	WP	HR	S	P	ERA	WHIP
38 Buddy Carlyle, R (1, 1) ERA: 5.21	4.0	L	19	5	3	3	5	0	2	0	0	0	0	39	67	6.75	1.250
Oscar Villarreal, R (5, 1) ERA: 4.24	1.0		5	1	0	0	0	1	0	0	0	0	0	7	14	0.00	2.000
Joey Devine, R (6, 1) ERA: 1.08	0.1		2	1	0	0	0	0	0	0	0	0	0	7	10	0.00	3.000
Royce Ring, L (6, 1) ERA: 2.7	0.2		1	0	0	0	0	0	0	0	0	0	0	3	5	0.00	0.000
Ron Mahay, L (7, 1) ERA: 2.55	1.0		3	0	0	0	0	0	0	0	0	0	0	7	11	0.00	0.000

PITCHER	IP	WLS	BF	H	R	ER	SO	BB	IBB	HBP	BLK	WP	HR	S	P	ERA	WHIP
Jose Ascanio, R (8, 1) ERA: 5.06	1.0		3	0	0	0	0	0	0	0	0	0	0	9	15	0.00	0.000