

Atlanta Braves - 2007

Batter	1	2	3	4	5	6	7	8	9	AB	R	H	RBI	BB	SO	LOB	TOP			
15 Rafael Furcal, S (1,6) 58 Chad Billingsley, R (3,1) 17 Jason Repko, R (5,PH) 57 Larry Bigbie, L (5,7) OBP: 1.000, SLG: 1.000	G4-3		K		E5			1B		2	0	0	0	0	1	1	Los Angeles Dodgers @ Atlanta Braves Ballpark at Disney's Wide World of Sports, Lake Buena Vista, Thu Mar 01 2007, 1:05 PM EST Att: 5,442 - Cloudy - 79 F			
9 Juan Pierre, L (1,8) 7 James Loney, L (4,3)	G1-3			1B	K			G6-4-3		2	1	1	0	0	0	0				
27 Matt Kemp, R (1,7) 61 Travis Smith, R (5,1) 41 Chin-hui Tsao, R (7,1) Damian Jackson, R (8,PH) 47 Tim Hamulack, R (8,1)	K			1B	G5-4-3			G5-3		3	1	1	0	0	1	3				
Olmedo Saenz, R (1,3) 13 Choo Freeman, R (4,PR) (4,8)		P4		1B					BB	2	0	1	1	0	0	0				
Wilson Betemit, S (1,5) 28 Andy LaRoche, R (5,5)	P4			1B					F9	2	0	0	0	0	1	2				
55 Russell Martin, R (1,2) 66 Sandy Martinez, L (5,2)	G4-3				G6-3				F8	2	0	0	1	0	0	2				
16 Andre Ethier, L (1,9) 49 Delwyn Young, S (5,9)					G4-3				G3-1	2	0	1	0	0	0	2				
18 Ramon Martinez, R (1,4) 65 Tony Abreu, S (5,PR) (5,4)					F8				G4-3	2	0	1	0	0	0	1				
52 Randy Wolf, L (1,1) Fernando Tatis, R (3,PH) 13 Wilson Valdez, R (3,6) OBP: 0.500, SLG: 1.000					F8				B1-3	0	0	0	0	0	0	0				
										1	0	0	0	0	0	1				
										2	0	1	0	0	0	0				
Inning Stats	R: 0 E: 0 K: 1 S: 5	H: 0 LOB: 0 BB: 5 P: 5	R: 0 E: 0 K: 0 S: 3	H: 0 LOB: 0 BB: 0 P: 3	R: 0 E: 0 K: 1 S: 6	H: 1 LOB: 1 BB: 0 P: 6	R: 2 E: 0 K: 1 S: 8	H: 3 LOB: 2 BB: 0 P: 8	R: 0 E: 1 K: 1 S: 7	H: 2 LOB: 3 BB: 0 P: 7	R: 0 E: 0 K: 0 S: 3	H: 0 LOB: 0 BB: 0 P: 3	R: 0 E: 0 K: 0 S: 3	H: 1 LOB: 1 BB: 1 P: 7	R: 0 E: 0 K: 0 S: 3	H: 0 LOB: 0 BB: 1 P: 7	1B: 5 2B: 2 3B: 0 HR: 0	SF: 0 SAC: 0 DP: 2 HBP: 0	WP: 0 PB: 0 SB: 1 CS: 0	PA: 34
PITCHER	IP	WLS	BF	H	R	ER	SO	BB	IBB	HBP	BLK	WP	HR	S	P	ERA	WHIP			
26 Kyle Davies, R (1,1) ERA: 0.00	2.0		6	0	0	0	1	0	0	0	0	0	0	8	8	0.00	0.000			
40 Lance Cormier, R (3,1) ERA: 9.0	2.0	W	10	4	2	2	2	0	0	0	0	0	0	14	14	9.00	2.000			
65 Buddy Carlyle, R (5,1) ERA: 0.00	2.0	H	8	2	0	0	2	0	0	0	0	0	0	12	12	0.00	1.000			
62 Manny Acosta, R (7,1) ERA: 0.00	1.0		3	0	0	0	0	0	0	0	0	0	0	3	3	0.00	0.000			
54 Chad Paronto, R (8,1) ERA: 1.000	1.0		3	1	0	0	0	0	0	0	0	0	0	3	3	0.00	1.000			
PITCHER	IP	WLS	BF	H	R	ER	SO	BB	IBB	HBP	BLK	WP	HR	S	P	ERA	WHIP			
Tyler Yates, R (9,1) ERA: 0.00	1.0		4	0	0	0	0	1	0	0	0	0	0	3	7	0.00	1.000			

Batter	1	2	3	4	5	6	7	8	9	AB	R	H	RBI	BB	SO	LOB	BOTTOM			
2 Kelly Johnson, L (1,4) OBP: 0.500, SLG: 1.000 4 Pete Orr, L (3,4) OBP: 0.500, SLG: 1.000 24 Martin Prado, R (7,4) OBP: 1.000, SLG: 1.000	1B	SF7		G6-3		1B				1	0	1	1	0	0	0	Los Angeles Dodgers @ Atlanta Braves Ballpark at Disney's Wide World of Sports, Lake Buena Vista, Thu Mar 01 2007, 1:05 PM EST Att: 5,442 - Cloudy - 79 F			
11 Edgar Renteria, R (1,6) 40 Lance Cormier, R (5,1) 65 Buddy Carlyle, L (5,1) 66 Jarrod Saltalamacchia, S (6,PH) 62 Manny Acosta, R (7,1) 22 Willie Harris, L (8,PH) 54 Chad Paronto, R (8,1) Tyler Yates, R (9,1)	FC6-4	F7		G4-3		1B				2	0	0	0	0	0	2				
10 Chipper Jones, S (1,5) 72 Yunel Escobar, R (4,5) OBP: 1.000, SLG: 1.000	F9			G1-3		1B				2	0	0	0	0	1					
Andrew Jones, R (1,8) 61 Grégor Blanco, L (4,8)	BB			E5		FC6-4				1	1	0	0	1	0	0				
8 Brayan Peña, S (1,2) 63 Corky Miller, R (5,2) OBP: 0.333, SLG: 0.333	1B			FC6-4		G1-6-3				3	0	0	0	1	4					
7 Jeff Francoeur, R (1,9) 27 T.J. Bohn, R (4,9)	FC6-4			G6-3		1B				2	0	2	0	0	0	0				
20 Scott Thorman, L (1,3) 71 Carlos Mendez, R (6,3) OBP: 0.500, SLG: 1.000				FC6-4		K				3	1	1	1	0	1	3				
Ryan Langerhans, L (1,7) 64 Doug Clark, L (4,7) OBP: 0.500, SLG: 0.500				K		F8				2	0	1	0	0	1					
26 Kyle Davies, R (1,1) 74 Brent Lillibridge, R (3,6)	SH3-4			E5		1B				0	0	0	0	0	0	0				
										2	2	0	0	1	0	1				
Inning Stats	R: 0 E: 0 K: 0 S: 5	H: 2 LOB: 3 BB: 1 P: 9	R: 1 E: 0 K: 0 S: 5	H: 2 LOB: 1 BB: 0 P: 5	R: 1 E: 1 K: 1 S: 8	H: 2 LOB: 2 BB: 0 P: 8	R: 1 E: 1 K: 0 S: 5	H: 1 LOB: 1 BB: 0 P: 6	R: 0 E: 0 K: 1 S: 6	H: 0 LOB: 1 BB: 0 P: 6	R: 3 E: 0 K: 0 S: 7	H: 4 LOB: 1 BB: 1 P: 11	R: 1 E: 0 K: 1 S: 7	H: 3 LOB: 1 BB: 0 P: 7	R: 0 E: 0 K: 1 S: 6	H: 1 LOB: 2 BB: 1 P: 10	1B: 13 2B: 2 3B: 0 HR: 0	SF: 1 SAC: 1 DP: 2 HBP: 0	WP: 1 PB: 0 SB: 1 CS: 0	PA: 43
PITCHER	IP	WLS	BF	H	R	ER	SO	BB	IBB	HBP	BLK	WP	HR	S	P	ERA	WHIP			
52 Randy Wolf, L (1,1) ERA: 4.50	2.0		11	4	1	1	0	1	0	0	0	0	0	10	14	4.50	2.500			
58 Chad Billingsley, R (3,1) ERA: 0.00	2.0	L	11	3	2	0	1	0	0	0	0	0	1	13	14	0.00	1.500			
61 Travis Smith, R (5,1) ERA: 13.5	2.0		11	4	3	3	1	0	0	0	0	0	0	13	17	13.50	2.500			
41 Chin-hui Tsao, R (7,1) ERA: 9.0	1.0		5	3	1	1	1	0	0	0	0	0	0	7	7	9.00	3.000			
47 Tim Hamulack, L (8,1) ERA: 0.00	1.0		5	1	0	0	1	1	0	0	0	0	0	6	10	0.00	2.000			

Batter	1	2	3	4	5	6	7	8	9	10	AB	R	H	RBI	BB	SO	LOB	
6 Chris Duffy, L OBP: 0.667, SLG: 0.667 60 Franquelis Osoria, R José Hernández, R	(1, 6) 0-3 K		(1, 6) 0-0 2H 1B		(1, 6) 0-0 1-2 1B		(1, 6) 0-0 G5-3		(1, 6) 0-0 G6-3		3	0	2	0	0	1	0	
29 Don Kelly, L OBP: 0.200, SLG: 0.200	(1, 6) 0-0 G1-3		(1, 6) 0-3 K		(1, 6) 0-0 G4-3		(1, 6) 0-0 1B		(1, 6) 0-0 1B	(1, 6) 0-0 G1-3	5	0	1	0	0	1	3	
13 Nate McLouth, L OBP: 0.667, SLG: 0.500 75 Neil Walker, S	(1, 9) 0-3 K					(1, 9) 0-0 2B 1B		(1, 9) 0-0 35 HR BB		(1, 9) 0-0 35 1B BB	2	2	1	0	1	1	0	
25 Adam LaRoche, L 35 Brad Eldred, R OBP: 0.667, SLG: 1.667		(1, 3) 0-0 G4-3		(1, 3) 0-0 F8		(1, 3) 0-0 1H HR		(1, 3) 0-2 K		(1, 3) 0-0 1B	2	0	0	0	0	0	1	
Jose Castillo, R OBP: 0.333, SLG: 0.667 53 Mike Edwards, R	(1, 5) 0-3 K		(1, 5) 0-1 L6-4 2B		(1, 5) 0-0 G5-3		(1, 5) 0-0 F7		(1, 5) 0-0 F4	(1, 5) 0-0 F4	3	0	1	1	0	1	0	
68 Michael Ryan, L 55 Matt Capps, R 46 Bryan Bullington, R 3 Javier Guzman, S 44 Josh Sharpless, R 10 Rajai Davis, R OBP: 0.400, SLG: 0.800	(1, 7) 0-0 3B		(1, 7) 0-0 L6-4 2B		(1, 7) 0-0 K		(1, 7) 0-0 72 L4-3 HBP		(1, 7) 0-0 G1-3	(1, 7) 0-0 G1-3	3	0	1	0	0	1	1	
78 Carlos Maldonado, R 72 Einar Diaz, R OBP: 0.500, SLG: 0.500	(1, 2) 0-0 G6-3				(1, 2) 0-0 F8		(1, 2) 0-0 1B		(1, 2) 0-0 L4-3		2	0	0	0	0	0	1	
64 Eddy Garabito, S 74 Vic Buttlar, L 58 Romulo Sanchez, R (9, 1)			(1, 2) 0-0 45 SH2-3 1B		(1, 2) 0-0 G1-3		(1, 2) 0-0 G4-3		(1, 2) 0-0 G4-3		2	0	1	0	0	0	0	
45 Ian Snell, R Tony Armas, R 77 Brian Bixler, R OBP: 0.667, SLG: 1.667	(1, 1) 0-0 SH2-3		(1, 1) 0-0 6 1B		(1, 1) 0-0 6 1B		(1, 1) 0-0 HR		(1, 1) 0-3 K		0	0	0	0	0	0	0	
Inning Stats	R: 0 E: 0 K: 2 S: 7	H: 0 LOB: 0 BB: 0 P: 7	R: 0 E: 0 K: 1 S: 6	H: 1 LOB: 1 BB: 0 P: 6	R: 0 E: 0 K: 1 S: 6	H: 2 LOB: 1 BB: 0 P: 6	R: 1 E: 0 K: 0 S: 5	H: 2 LOB: 2 BB: 0 P: 5	R: 0 E: 0 K: 2 S: 9	H: 0 LOB: 0 BB: 0 P: 3	R: 0 E: 0 K: 1 S: 4	H: 0 LOB: 0 BB: 0 P: 8	R: 0 E: 0 K: 0 S: 2	H: 1 LOB: 2 BB: 1 P: 8	1B: 8 2B: 3 3B: 1 HR: 2	SF: 0 SAC: 1 DP: 2 HBP: 1	WP: 0 PB: 0 SB: 1 CS: 0	PA: 42
PITCHER	IP WLS BF H R ER SO BB IBB HBP BLK WP HR S P ERA WHIP	2.0 1.0 8 4 1 0 3 0 0 0 0 0 0 13 13 0.00 0.500	2.0 1.0 5 2 0 0 0 0 0 0 0 0 0 5 5 0.00 2.000	1.0 1.0 6 2 2 2 1 1 0 0 0 0 1 7 11 18.00 3.000	1.0 B 5 2 1 1 2 0 0 0 0 0 1 9 9 9.00 2.000	3.7 Steve Colyer, L ERA: 9.0	2.0 W 8 1 0 0 1 1 0 0 0 0 0 9 13 0.00 1.000	2.0 L 8 3 1 1 0 2 0 0 0 0 0 0 6 14 9.00 5.000										

TOP

Pittsburgh Pirates @ Atlanta Braves

Ballpark at Disney's Wide World of Sports, Lake Buena Vista, FL

Fri Mar 02 2007, 1:05 PM EST
Att: 6'058 - Partly Cloudy - 82 F

AB	38
R	4
H	12
RBI	4
BB	2
SO	8
LOB	14

P

Batter	1	2	3	4	5	6	7	8	9	10	AB	R	H	RBI	BB	SO	LOB					
2 Kelly Johnson, L 22 Willie Harris, L	(1, 4) 0-0 G6-3		(1, 4) 0-0 G1-3			(1, 4) 0-0 FC3-6 24 1B		(1, 4) 0-0 G4-3		(1, 4) 0-0 64 E 24 FC5 BB	2	0	0	0	0	0	0					
23 Matt Diaz, R 64 Doug Clark, L OBP: 0.600, SLG: 0.600	(1, 7) 0-0 1B				(1, 7) 0-0 P4		(1, 7) 0-0 K		(1, 7) 0-0 24 G6-3 24 S 1B	(1, 7) 0-0 E9 1B	3	0	2	0	0	1	1					
10 Chipper Jones, S 24 Martin Prado, R OBP: 0.500, SLG: 0.500	(1, 5) 0-0 F7				(1, 5) 0-0 F7		(1, 5) 0-0 91 2B 1B		(1, 5) 0-0 G6-3	(1, 5) 0-0 FC5	2	0	0	0	0	0	1					
Andruw Jones, R 28 Bob Wickman, R 91 J.J. Jurries, R OBP: 0.500, SLG: 1.000 58 Peter Moylan, R	(1, 8) 0-3 K				(1, 8) 0-0 F7		(1, 8) 0-0 67 2B 2B		(1, 8) 0-3 K		2	0	0	0	0	1	1					
16 Brian McCann, L 67 Iker Franco, R OBP: 0.600, SLG: 1.500 74 Brent Lillibridge, R 70 Clint Sammons, R		(1, 2) 0-0 G3			(1, 2) 0-0 G4-3		(1, 2) 0-0 2B		(1, 2) 0-0 72 L4-6 27 S 1B		2	0	0	0	0	0	0					
7 Jeff Francoeur, R OBP: 0.500, SLG: 1.250 27 T.J. Bohn, R	(1, 9) 0-0 P3				(1, 9) 0-0 HR		(1, 9) 0-0 G6-3		(1, 9) 0-0 61 FC5 71 1B BB		2	1	1	1	0	0	0					
20 Scott Thorman, L OBP: 0.200, SLG: 0.200 51 Michael Gonzalez, R Oscar Villarreal, L 68 Jarrod Saltalamacchia, S OBP: 0.500, SLG: 0.500 72 Yunel Escobar, R OBP: 0.750, SLG: 0.750	(1, 3) 0-0 G4-3				(1, 3) 0-0 G3-1		(1, 3) 0-0 F7		(1, 3) 0-0 L4-6		2	0	0	0	0	0	0					
Tony Pena Jr., R 37 Steve Colyer, L	(1, 6) 0-0 G4-3				(1, 6) 0-0 G4-3		(1, 6) 0-0 K2-3		(1, 6) 0-0 61 FC5 1B		3	0	0	0	0	1	0					
29 John Smoltz, R 49 Macay McBride, L 61 Grégor Blanco, L	(1, 1) 0-3 K				(1, 1) 0-0 K		(1, 1) 0-0 22 FC3-6 BB		(1, 1) 0-0 FC5		0	0	0	0	0	0	0					
Inning Stats	R: 0 E: 0 K: 1 S: 6	H: 1 LOB: 1 BB: 0 P: 6	R: 0 E: 0 K: 0 S: 3	H: 0 LOB: 0 BB: 0 P: 3	R: 0 E: 0 K: 1 S: 5	H: 0 LOB: 0 BB: 0 P: 5	R: 0 E: 0 K: 0 S: 4	H: 1 LOB: 0 BB: 0 P: 4	R: 3 E: 0 K: 1 S: 8	H: 3 LOB: 1 BB: 1 P: 12	R: 0 E: 0 K: 2 S: 7	H: 0 LOB: 0 BB: 0 P: 7	R: 0 E: 0 K: 1 S: 6	H: 1 LOB: 1 BB: 0 P: 8	R: 0 E: 0 K: 0 S: 4	H: 2 LOB: 2 BB: 1 P: 8	R: 1 E: 1 K: 0 S: 2	H: 1 LOB: 2 BB: 1 P: 6	1B: 6 2B: 3 3B: 0 HR: 1	SF: 0 SAC: 0 DP: 0 HBP: 0	WP: 0 PB: 0 SB: 2 CS: 0	PA: 39
PITCHER	IP WLS BF H R ER SO BB IBB HBP BLK WP HR S P ERA WHIP	2.0 2.0 6 0 0 0 1 0 0 0 0 0 0 8 8 0.00 0.000	1.0 1.0 4 1 1 1 0 0 0 0 0 0 1 4 4 9.00 1.000	1.0 B 7 3 3 3 1 1 0 0 0 0 0 7 7 0.00 0.000	1.0 3 0 0 0 2 0 0 0 0 0 0 0 7 7 0.00 0.000	1.0 L 8 3 1 1 0 2 0 0 0 0 0 6 14 9.00 5.000																

BOTTOM

Pittsburgh Pirates @ Atlanta Braves

Ballpark at Disney's Wide World of Sports, Lake Buena Vista, FL

Fri Mar 02 2007, 1:05 PM EST
Att: 6'058 - Partly Cloudy - 82 F

AB	36
R	5
H	9
RBI	5
BB	3
SO	6
LOB	12

Braves

Batter	1	2	3	4	5	6	7	8	9	AB	R	H	RBI	BB	SO	LOB	TOP																			
2 Kelly Johnson, L 62 Manny Acosta, R 68 Jarrod Saltalamacchia, S Tyler Yates, R 37 Steve Colyer, L 14 Willy Aybar, S Will Startup, L	F9	G3			G6-3		K		F7	3	0	0	0	0	0	3	Atlanta Braves @ Los Angeles Dodgers Holman Stadium, Vero Beach, FL Sun Mar 04 2007, 1:05 PM EST Att. 4,369 - Partly Cloudy - 68 F																			
72 Yunel Escobar, R OBP: 0.500, SLG: 0.500	G5-3		G1-6-3		E6		1B		F9	5	1	2	0	0	0																					
8 Brayán Peña, S OBP: 0.500, SLG: 0.500 23 Matt Diaz, R OBP: 0.333, SLG: 0.333 70 Clint Sammons, R	K		G1-6-3		G6-3		1B		K	4	0	1	1	0	1																					
7 Jeff Francoeur, R OBP: 0.286, SLG: 0.714 61 Gregor Blanco, L		F9	F8		G4-3		E8			3	0	0	0	0	0																					
20 Scott Thorman, L OBP: 0.375, SLG: 0.375 91 J.J. Jurries, R OBP: 0.200, SLG: 0.400		1B			K		1B		G6-3	3	1	2	0	0	1																					
27 T.J. Bohm, R OBP: 0.300, SLG: 0.125		1B			E6		1B		P1	4	1	1	0	0	1																					
Ryan Langerhans, L OBP: 0.333, SLG: 0.333		1B			K		1B		F8	4	0	2	1	0	1																					
24 Martín Prado, R OBP: 0.556, SLG: 0.667		1B			CS		F8		F8	4	1	3	1	0	0																					
36 Chuck James, L 65 Buddy Carlyle, L 74 Brent Lillibridge, R	FC2-6				G5-3		K		G6-3	1	0	0	0	0	2																					
Inning Stats	R: 0 E: 0 K: 1 S: 5	H: 0 LOB: 0 BB: 0 P: 5	R: 2 E: 0 K: 0 S: 7	H: 4 LOB: 2 BB: 0 P: 7	R: 0 E: 0 K: 0 S: 3	H: 1 LOB: 0 BB: 0 P: 3	R: 0 E: 1 K: 2 S: 8	H: 0 LOB: 0 BB: 0 P: 8	R: 1 E: 1 K: 0 S: 5	H: 1 LOB: 1 BB: 0 P: 5	R: 0 E: 0 K: 0 S: 5	H: 2 LOB: 2 BB: 0 P: 5	R: 1 E: 1 K: 2 S: 11	H: 2 LOB: 2 BB: 0 P: 12	R: 0 E: 0 K: 0 S: 5	H: 1 LOB: 1 BB: 0 P: 5		R: 0 E: 0 K: 1 S: 5	H: 0 LOB: 0 BB: 0 P: 5	1B: 10 2B: 1 3B: 0 HR: 0	SF: 0 SAC: 0 DP: 1 HBP: 0	WP: 0 PB: 0 SB: 2 CS: 1	PA: 40													
PITCHER	IP	WLS	BF	H	R	ER	SO	BB	IBB	HBP	BLK	WP	HR	S	P	ERA	WHIP	PITCHER		IP	WLS	BF	H	R	ER	SO	BB	IBB	HBP	BLK	WP	HR	S	P	ERA	WHIP
Derek Lowe, R ERA: 9.0	2.0	L	10	4	2	2	1	0	0	0	0	0	0	12	12	9.00	2.000	41 Chin-hui Tsao, R ERA: 4.5		1.0	S	3	0	0	0	1	0	0	0	0	0	0	5	5	0.00	0.000
75 Joe Mays, R ERA:	2.0		6	1	0	0	2	0	0	0	0	0	0	11	11	0.00	0.500																			
Elmer Dessens, R ERA:	2.0		10	3	1	0	0	0	0	0	0	0	0	10	10	0.00	1.500																			
51 Jonathan Broxton, R ERA: 9.0	1.0		6	2	1	1	2	0	0	0	0	0	0	11	12	9.00	2.000																			
68 Zach Hammes, R ERA:	1.0		4	1	0	0	0	0	0	0	0	0	0	5	5	0.00	1.000																			

AB 39
R 4
H 11
RBI 3
BB 0
SO 6
LOB 16



Batter	1	2	3	4	5	6	7	8	9	AB	R	H	RBI	BB	SO	LOB	BOTTOM																			
17 Jason Repko, R OBP: 0.636, SLG: 0.750		G5-3								3	1	2	0	1	0		Atlanta Braves @ Los Angeles Dodgers Holman Stadium, Vero Beach, FL Sun Mar 04 2007, 1:05 PM EST Att. 4,369 - Partly Cloudy - 68 F																			
Mike Lieberthal, R	F8									2	0	0	0	0	0	1																				
81 Iván De Jesús Jr., R OBP: 0.500, SLG: 0.500	F9									2	0	1	0	0	1	1																				
5 Nomar Garciaparra, R Olmedo Saenz, R OBP: 0.400, SLG: 0.400	F7									3	0	0	0	0	0	3																				
12 Jeff Kent, R OBP: 0.600, SLG: 0.500 65 Tony Abreu, S OBP: 0.250, SLG: 0.250	1B									3	0	2	1	0	0	0																				
Luis Gonzalez, L OBP: 0.200, SLG: 0.250 13 Choo Freeman, R OBP: 0.500, SLG: 0.333	1B									1	0	0	0	0	0	1																				
27 Matt Kemp, R OBP: 0.222, SLG: 0.250										3	0	0	0	1	0	2																				
Wilson Betemit, S 51 Jonathan Broxton, R 68 Zach Hammes, R 41 Chin-hui Tsao, R Josh Bell, S	FC6-4									3	0	0	0	0	1	5																				
18 Ramon Martínez, R OBP: 0.167, SLG: 0.167 Elmer Dessens, R	K									0	0	0	0	0	0	0																				
28 Andy LaRoche, R OBP: 0.400, SLG: 0.333	K									2	0	0	0	0	0	0																				
Derek Lowe, R 55 Russell Martin, R 75 Joe Mays, S 36 Ken Huckaby, R 88 Larry Barnes, L	F9									0	0	0	0	0	0	0																				
Inning Stats	R: 1 E: 0 K: 0 S: 7	H: 3 LOB: 3 BB: 1 P: 11	R: 0 E: 0 K: 1 S: 5	H: 0 LOB: 0 BB: 0 P: 5	R: 0 E: 0 K: 1 S: 6	H: 1 LOB: 1 BB: 0 P: 6	R: 0 E: 0 K: 1 S: 5	H: 0 LOB: 0 BB: 0 P: 5	R: 0 E: 0 K: 1 S: 6	H: 0 LOB: 1 BB: 0 P: 6	R: 0 E: 0 K: 1 S: 5	H: 0 LOB: 1 BB: 1 P: 9	R: 0 E: 0 K: 1 S: 6	H: 1 LOB: 1 BB: 0 P: 6	R: 0 E: 0 K: 0 S: 3	H: 0 LOB: 0 BB: 0 P: 3	1B: 7 2B: 0 3B: 0 HR: 0	SF: 0 SAC: 0 DP: 1 HBP: 0	WP: 0 PB: 0 SB: 1 CS: 0	PA: 36																
PITCHER	IP	WLS	BF	H	R	ER	SO	BB	IBB	HBP	BLK	WP	HR	S	P	ERA	WHIP	PITCHER		IP	WLS	BF	H	R	ER	SO	BB	IBB	HBP	BLK	WP	HR	S	P	ERA	WHIP
36 Chuck James, L ERA: 4.5 65 Buddy Carlyle, R ERA:	2.0	H	7	1	0	0	2	0	0	0	0	0	0	11	11	0.00	0.500	Will Startup, L ERA:		1.0	S	3	0	0	0	0	0	0	0	0	0	3	3	0.00	0.000	
62 Manny Acosta, R ERA:	2.0	H	8	2	0	0	1	0	0	0	0	0	0	10	10	0.00	1.000																			
Tyler Yates, R ERA:	1.0	H	4	0	0	0	1	1	0	0	0	0	0	5	9	0.00	1.000																			
37 Steve Colyer, L ERA:	1.0	H	4	1	0	0	1	0	0	0	0	0	0	6	6	0.00	1.000																			

AB 34
R 1
H 7
RBI 1
BB 2
SO 6
LOB 15



Batter	1	2	3	4	5	6	7	8	9	AB	R	H	RBI	BB	SO	LOB	TOP							
2 Kelly Johnson, L OBP: 0.273, SLG: 0.400 Blaine Boyer, R (5, 1)	0-0 11 1B 22 1B	0-0 11 SF7 22 2B	FC4-6 22 E 7 SF9	0-0 K	0-3 K		0-3 K		0-3 K	4	3	2	0	0	1	1	Atlanta Braves @ Washington Nationals Space Coast Stadium, Viera, FL Tue Mar 06 2007, 1:05 PM EST Att: 3,286 - Sunny - 66 F							
91 J.J. Jurries, R OBP: 0.143, SLG: 0.286 (6, 3)	0-0 7 1B 22 SF8	0-0 SF7	4-0 7 SF9 22 E BB	0-3 K	0-0 G5-3		0-3 K		0-3 K	1	1	1	1	1	0	0								
11 Edgar Renteria, R OBP: 0.455, SLG: 0.429 Tony Pena Jr., R OBP: 0.182, SLG: 0.182 (1, 6) (4, 6) (6, 5)	0-0 7 1B 22 SF8	0-0 SF7	4-0 7 SF9 22 E BB	0-3 K	0-0 G5-3		0-3 K		0-3 K	1	1	1	1	1	0	0								
22 Willie Harris, L OBP: 0.500, SLG: 0.556 91 Bill McCarthy, R OBP: 0.333, SLG: 0.667 (1, 7) (6, 7)	0-0 7 1B	0-0 SF7	4-0 FC4 20 S	0-0 K	0-0 K		0-0 K		0-0 K	4	0	3	2	0	0	2								
7 Jeff Francoeur, R OBP: 0.308, SLG: 0.545 27 T.J. Bohn, R OBP: 0.333, SLG: 0.167 (1, 9) (4, 9)	0-0 7 1B	0-0 G5-3	0-0 SF9	0-0 K	4-0 K		0-0 K		0-0 K	2	0	1	1	0	0	1								
20 Scott Thorman, L OBP: 0.250, SLG: 0.250 74 Brent Lillibridge, R (1, 3) (6, 6)	0-3 K		0-0 F9	0-1 P6	0-3 K		0-0 K		0-0 K	4	0	0	0	0	2	7								
72 Yunel Escobar, R OBP: 0.428, SLG: 0.692 30 Kevin Barry, R (1, 5) (6, 1)	0-0 SF8		0-0 G5-3		0-0 K		0-0 K		0-0 K	3	1	1	2	0	0	2								
23 Matt Diaz, R OBP: 0.500, SLG: 0.444 34 Joey Devine, R (6, PH) (6, 1)	0-0 SF8		0-0 G5-3		0-0 K		0-0 K		0-0 K	0	0	0	0	0	0	0								
Ryan Langerhans, L OBP: 0.500, SLG: 0.636 24 Martin Prado, R OBP: 0.571, SLG: 0.643 (1, 8) (5, 4)	0-3 K		4-0 63 WP BB		0-0 K		0-0 K		0-0 K	2	1	1	1	1	1	2								
63 Corky Miller, R OBP: 0.375, SLG: 0.714 67 Iker Franco, R OBP: 0.697, SLG: 1.000 (1, 2) (7, 2)		0-0 P4	1-0 F8	0-0 G5-3	0-0 K		0-0 K		0-3 K	4	1	1	2	0	0	1								
26 Kyle Davies, R (1, 1) 49 Macey McBride, L (3, 1) 61 Grégor Blanco, L OBP: 0.286, SLG: 0.167 (5, PH) (5, 8)		4-0 2 2B 11 SF7 BB	1-0 F8	0-0 G5-3	0-0 K		0-3 K		0-0 K	0	1	0	0	1	0	0								
Inning Stats	R: 2 E: 0 K: 2 S: 11	H: 4 LOB: 2 BB: 0 P: 11	R: 2 E: 0 K: 0 S: 5	H: 2 LOB: 1 BB: 1 P: 9	R: 0 E: 0 K: 0 S: 3	H: 0 LOB: 1 BB: 1 P: 8	R: 1 E: 1 K: 0 S: 5	H: 0 LOB: 2 BB: 1 P: 10	R: 2 E: 0 K: 1 S: 7	H: 2 LOB: 0 BB: 0 P: 7	R: 0 E: 0 K: 2 S: 8	H: 1 LOB: 2 BB: 1 P: 12	R: 2 E: 0 K: 2 S: 9	H: 2 LOB: 0 BB: 0 P: 9	R: 1 E: 0 K: 1 S: 8	H: 3 LOB: 2 BB: 0 P: 8	R: 0 E: 0 K: 2 S: 7	H: 0 LOB: 0 BB: 0 P: 7	1B: 8 2B: 3 3B: 0 HR: 3	SF: 3 SAC: 0 DP: 0 HBP: 1	WP: 1 PB: 0 SB: 2 CS: 0	PA: 47		
PITCHER	IP WLS BF H R ER SO	IP WLS BF H R ER SO	IP WLS BF H R ER SO	IP WLS BF H R ER SO	IP WLS BF H R ER SO	IP WLS BF H R ER SO	IP WLS BF H R ER SO	IP WLS BF H R ER SO	IP WLS BF H R ER SO	IP WLS BF H R ER SO	IP WLS BF H R ER SO	IP WLS BF H R ER SO	IP WLS BF H R ER SO	IP WLS BF H R ER SO	IP WLS BF H R ER SO	IP WLS BF H R ER SO	ERA WHIP	ERA WHIP	1B: 8 2B: 3 3B: 0 HR: 3	SF: 3 SAC: 0 DP: 0 HBP: 1	WP: 1 PB: 0 SB: 2 CS: 0	PA: 47		
Colby Lewis, R ERA: 18.0 (1, 1)	2.0	1.1	1.2	2.0	1.0	1.0	1.0	1.0	1.0	18.00	3.500	0.00	1.500	10.80	1.200	9.00	2.000	9.00	3.000					
31 Chris Michalak, L ERA: 23.14 (3, 1)	1.1	0.0	0.0	0.0	0.0	0.0	0.0	0.0	0.0	0.00	0.000	0.00	0.000	0.00	0.000	0.00	0.000	0.00	0.000					
53 Emiliano Fruto, R ERA: 23.14 (4, 1)	1.2	0.0	0.0	0.0	0.0	0.0	0.0	0.0	0.0	0.00	0.000	0.00	0.000	0.00	0.000	0.00	0.000	0.00	0.000					
37 Jermaine Van Buren, R ERA: 6.0 (6, 1)	2.0	1.0	1.0	1.0	1.0	1.0	1.0	1.0	1.0	9.00	2.000	9.00	3.000											
40 Billy Traber, L ERA: 2.45 (8, 1)	1.0	0.0	0.0	0.0	0.0	0.0	0.0	0.0	0.0	9.00	3.000													

Atlanta Braves @ Washington Nationals
 Space Coast Stadium, Viera, FL
 Tue Mar 06 2007, 1:05 PM EST
 Att: 3,286 - Sunny - 66 F

AB 39
 R 10
 H 14
 RBI 10
 BB 4
 SO 10
 LOB 20



Batter	1	2	3	4	5	6	7	8	9	AB	R	H	RBI	BB	SO	LOB	BOTTOM						
7 Nook Logan, S OBP: 0.214, SLG: 0.083 (1, 8)	0-3 K	0-0 1B	0-0 G1-3		0-0 G4-3			0-0 G6-3		5	0	1	0	0	1	3	Atlanta Braves @ Washington Nationals Space Coast Stadium, Viera, FL Tue Mar 06 2007, 1:05 PM EST Att: 3,286 - Sunny - 66 F						
Chris Snelling, L OBP: 0.333, SLG: 0.375 74 Frank Diaz, R OBP: 0.500, SLG: 0.500 (1, 7) (7, 7)	0-0 BB 2B	0-3 K		0-3 K		0-0 P6		0-0 E3 29 G4-6-3		4	1	1	0	0	2	2							
11 Ryan Zimmerman, R OBP: 0.727, SLG: 1.000 5 Kory Casto, L OBP: 0.444, SLG: 0.167 (1, 5) (6, 5)	0-0 F8		4-0 25 2B 2B	4-0 25 G5-3 BB	0-3 K		0-3 K		0-3 K	1	1	0	0	2	0	1							
25 Austin Kearns, R OBP: 0.394, SLG: 0.400 29 Michael Restovich, R (1, 9) (6, 9)	4-0 BB 2B		0-0 2B	0-0 G5-3	0-3 K		0-3 K		0-0 G4-6-3	2	2	1	0	1	0	1							
Travis Lee, L OBP: 0.667, SLG: 1.000 33 Larry Broadway, L OBP: 0.444, SLG: 0.375 (1, 3) (6, 3)	4-0 BB 2B		0-0 WP HR 2B	0-0 P5		4-0 61 G4-6-3 BB				2	1	1	2	1	0	1							
Brian Schneider, L OBP: 0.600, SLG: 1.500 61 Juan Brito, R OBP: 0.429, SLG: 0.833 (1, 2) (5, 2)	0-0 1-1 2-1 3-1 2B		1-0 HR		0-0 F9		0-0 G4-6-3		0-0 G4-6-3	2	1	2	4	0	0	0							
Josh Wilson, R OBP: 0.455, SLG: 0.375 (1, 6)		0-0 10 CS 2B	0-0 G4-3		4-0 BB BB		0-0 P3			3	0	1	0	1	0	0							
Tony Womack, L (1, 4) 37 Jermaine Van Buren, R (6, 1) 40 Billy Traber, L (8, 1) Bernie Castro, S OBP: 0.087, SLG: 0.000 (8, PH) 35 Ryan Wagner, R (9, 1)		0-0 F8	0-0 G4-3		0-0 F7		4-0 G6-4-3 BB			3	0	0	0	0	0	2							
Colby Lewis, R 10 Brandon Harper, R 31 Chris Michalak, L 53 Emiliano Fruto, R Joe Thurston, L (1, 1) (2, PH) (3, 1) (4, 1) (5, PH) (6, 4)	0-1 7 1B	0-0 1B	0-0 1B		4-0 BB		0-0 G6-4-3		0-0 G6-4-3	0	0	0	0	0	0	0							
Inning Stats	R: 2 E: 0 K: 1 S: 6	H: 2 LOB: 2 BB: 2 P: 14	R: 0 E: 0 K: 1 S: 8	H: 3 LOB: 0 BB: 0 P: 8	R: 4 E: 0 K: 0 S: 7	H: 4 LOB: 1 BB: 1 P: 12	R: 0 E: 0 K: 1 S: 5	H: 0 LOB: 1 BB: 1 P: 9	R: 0 E: 0 K: 0 S: 3	H: 0 LOB: 2 BB: 2 P: 11	R: 0 E: 0 K: 2 S: 7	H: 0 LOB: 0 BB: 0 P: 7	R: 0 E: 0 K: 0 S: 2	H: 0 LOB: 0 BB: 1 P: 6	R: 0 E: 0 K: 0 S: 2	H: 0 LOB: 0 BB: 1 P: 6		R: 0 E: 1 K: 1 S: 5	H: 0 LOB: 0 BB: 0 P: 5	1B: 3 2B: 5 3B: 0 HR: 1	SF: 0 SAC: 0 DP: 3 HBP: 0	WP: 1 PB: 0 SB: 0 CS: 1	PA: 40
PITCHER	IP WLS BF H R ER SO	IP WLS BF H R ER SO	IP WLS BF H R ER SO	IP WLS BF H R ER SO	IP WLS BF H R ER SO	IP WLS BF H R ER SO	IP WLS BF H R ER SO	IP WLS BF H R ER SO	IP WLS BF H R ER SO	IP WLS BF H R ER SO	IP WLS BF H R ER SO	IP WLS BF H R ER SO	IP WLS BF H R ER SO	IP WLS BF H R ER SO	IP WLS BF H R ER SO	IP WLS BF H R ER SO	ERA WHIP	ERA WHIP	1B: 3 2B: 5 3B: 0 HR: 1	SF: 0 SAC: 0 DP: 3 HBP: 0	WP: 1 PB: 0 SB: 0 CS: 1	PA: 40	
26 Kyle Davies, R ERA: 4.5 (1, 1)	2.0	2.0	2.0	2.0	2.0	2.0	2.0	2.0	2.0	18.00	3.000	0.00	2.000	0.00	0.500	0.00	0.500						
49 Macey McBride, L ERA: 11.25 (3, 1)	2.0	1.0	1.0	1.0	1.0	1.0	1.0	1.0	1.0	18.00	3.000	0.00	2.000	0.00	0.500	0.00	0.500						
Blaine Boyer, R ERA: (5, 1)	1.0	0.0	0.0	0.0	0.0	0.0	0.0	0.0	0.0	0.00	2.000	0.00	0.000	0.00	0.000	0.00	0.000						
30 Kevin Barry, R ERA: (6, 1)	2.0	0.0	0.0	0.0	0.0	0.0	0.0	0.0	0.0	0.00	0.500	0.00	0.000	0.00	0.000	0.00	0.000						
34 Joey Devine, R ERA: 3.0 (8, 1)	2.0	0.0	0.0	0.0	0.0	0.0	0.0	0.0	0.0	0.00	0.500	0.00	0.000	0.00	0.000	0.00	0.000						



Batter	1	2	3	4	5	6	7	8	9	AB	R	H	RBI	BB	SO	LOB	TOP								
2 Kelly Johnson, L (1.4) 91 Bill McCarthy, R (7.7) OBP: 0.316, SLG: 0.611 OBP: 0.333, SLG: 0.500	G6-3		G5-4-3 11 1B			HR	F8		FC5-4 14 1B	4	1	2	2	0	0	0									
11 Edgar Renteria, R (1.6) 91 J.J. Jurries, R (6.3) OBP: 0.412, SLG: 0.462 OBP: 0.091, SLG: 0.182	G6-3		G5-4-3 1-2			1B			F9	3	1	1	0	0	0	2									
14 Willy Aybar, S (1.5) OBP: 0.400, SLG: 0.700	HR			G1-3		1B			G4-3	5	1	3	1	0	0	0									
Andruw Jones, R (1.8) 61 Gregor Blanco, L (6.8) OBP: 0.316, SLG: 0.250 OBP: 0.316, SLG: 0.235	K			K		L5			L8 72 BB 8 2B	3	0	0	0	0	2	2									
Craig Wilson, R (1.3) 27 T.J. Bohn, R (6.9) OBP: 0.429, SLG: 0.846 OBP: 0.318, SLG: 0.167		K		K		1B			1B 72 BB 8 2B	3	0	1	1	0	2	0									
23 Matt Diaz, R (1.7) 73 Matt Harrison, L (6.1) OBP: 0.353, SLG: 0.375 OBP: 0.471, SLG: 0.657		K			G5-3	G5-4-3 1-2			1B 8 2B	3	0	0	0	0	1	2									
72 Yunel Escobar, R (6. PH) 54 Chad Paronto, R (6.1) 62 Manny Acosta, R (9.1)					G1-3				BB 8 2B	4	0	1	3	0	0	0									
8 Brayan Peña, S (1.2) OBP: 0.400, SLG: 0.500	F7				F9				2B 1-2 2-3	3	1	2	1	0	0	0									
Ryan Langerhans, L (1.9) 22 Willie Harris, L (7.4) OBP: 0.389, SLG: 0.706 OBP: 0.462, SLG: 0.500			1B				HR		K	1	0	0	0	0	1	1									
36 Chuck James, L (1.1) 65 Buddy Carlyle, L (4.1) 74 Brent Lillibridge, R (6. PH) OBP: 0.200, SLG: 0.111			B1			2 HR 1B			E6 91 FC5-4	1	0	0	0	0	0	1									
Inning Stats	R: 1 E: 0 K: 1 S: 6	H: 1 LOB: 0 BB: 0 P: 6	R: 0 E: 0 K: 2 S: 7	H: 0 LOB: 0 BB: 0 P: 7	R: 0 E: 0 K: 0 S: 4	H: 2 LOB: 1 BB: 0 P: 4	R: 0 E: 0 K: 2 S: 7	H: 0 LOB: 0 BB: 0 P: 7	R: 0 E: 0 K: 0 S: 3	H: 0 LOB: 0 BB: 0 P: 3	R: 3 E: 0 K: 0 S: 7	H: 5 LOB: 1 BB: 0 P: 8	R: 1 E: 0 K: 1 S: 6	H: 1 LOB: 0 BB: 0 P: 6	R: 3 E: 0 K: 2 S: 10	H: 3 LOB: 1 BB: 1 P: 14	R: 0 E: 1 K: 0 S: 5	H: 1 LOB: 2 BB: 0 P: 5	1B: 9 2B: 1 3B: 0 HR: 3	SF: 0 SAC: 0 DP: 2 HBP: 0	WP: 1 PB: 0 SB: 0 CS: 0	PA: 40			
PITCHER	IP	WLS	BF	H	R	ER	SO	BB	IBB	HBP	BLK	WP	HR	S	P	ERA	WHIP								
57 Zach Duke, L (1.1) ERA: 4.0	4.0	L	14	3	1	1	5	0	0	0	0	0	1	24	24	2.25	0.750								
52 Masumi Kuwata, R (7.1) ERA: 9.0	2.0		10	5	3	3	0	0	0	0	0	1	1	10	11	13.50	2.500								
55 Matt Capps, R (5.1) ERA: 12.0	1.0		4	1	1	1	1	0	0	0	0	0	1	6	6	9.00	1.000								
50 David Davidson, L (8.1) ERA: 9.0	1.0		7	3	3	3	2	1	0	0	0	0	0	10	14	27.00	4.000								
59 Dan Kolb, R (9.1) ERA:	1.0		5	1	0	0	0	0	0	0	0	0	0	5	5	0.00	1.000								

Atlanta Braves @ Pittsburgh Pirates
McKechnie Field, Bradenton, FL
Fri Mar 09 2007, 1:05 PM EST
Att: 3,847 - Sunny - 77 F

AB 39
R 8
H 13
RBI 8
BB 1
SO 8
LOB 12



Batter	1	2	3	4	5	6	7	8	9	AB	R	H	RBI	BB	SO	LOB	BOTTOM								
51 Luis Matos, R (1.8) 10 Rajai Davis, R (6.8) OBP: 0.368, SLG: 0.722 OBP: 0.133, SLG: 0.200	F7	F7			2 BB 1B	FC6-4 1-2			G4-3	3	0	1	0	0	0	2									
2 Jack Wilson, R (1.6) 77 Brian Bixler, R (6.6) OBP: 0.487, SLG: 0.417 OBP: 0.533, SLG: 0.929	1B		G6-3		BB		F8		1B 35 BB 3 1B	2	0	1	0	1	0	0									
Jose Castillo, R (1.4) 3 Javier Guzman, S (7.4) OBP: 0.300, SLG: 0.490 OBP: 0.300, SLG: 0.222	1B		F8		F9		G5-3		1B 5 1B 35 BB SF9	3	0	1	0	0	0	2									
35 Brad Eldred, R (1.3) OBP: 0.591, SLG: 1.176	F6		K			26 HR 1B	BB 78 1B		BB 5 1B 76 2B	3	2	1	0	2	1	2									
Xavier Nady, R (1.9) 78 Carlos Maldonado, R (7.2) OBP: 0.167, SLG: 0.167 OBP: 0.250, SLG: 0.375	K			G4-3		F7	FC5-4 1-2		K	3	0	0	0	0	1	3									
26 Rony Paulino, R (1.2) 55 Matt Capps, R (7.1) Jason Delaney, R (7.1) 50 David Davidson, L (8.1) 59 Dan Kolb, R (9.1) 5 Yurendell Decaster, R (9.1) OBP: 0.251, SLG: 0.452 ERA: 18.0 OBP: 0.222, SLG: 0.188 ERA: 6.75		F7			K		FC5-4 1-2		1B 76 2B 1-2 2-3 3-H	3	1	1	2	0	1	0									
José Bautista, R (1.5) OBP: 0.286, SLG: 0.222		1B 57 SH5-4 76 1B			F7		G6-3		SF9	3	0	1	1	0	0	0									
76 Andrew McCutchen, R (1.7) OBP: 0.500, SLG: 0.684		1B 57 SH5-4				F8	62 E 1B		HBP	5	0	3	1	0	1	1									
57 Zach Duke, L (1.1) 52 Masumi Kuwata, R (5.1) 62 Chris Aguila, R (6. PH) OBP: 1.000, SLG: 1.000 OBP: 0.222, SLG: 0.188		SH5-4			K		FC6 10 FC6-4		K	0	0	0	0	0	0	0									
Inning Stats	R: 0 E: 0 K: 1 S: 7	H: 2 LOB: 2 BB: 0 P: 7	R: 0 E: 0 K: 0 S: 5	H: 2 LOB: 0 BB: 0 P: 5	R: 0 E: 0 K: 1 S: 5	H: 0 LOB: 0 BB: 0 P: 5	R: 0 E: 0 K: 1 S: 5	H: 0 LOB: 0 BB: 0 P: 5	R: 0 E: 0 K: 0 S: 6	H: 1 LOB: 2 BB: 1 P: 10	R: 2 E: 1 K: 0 S: 7	H: 3 LOB: 2 BB: 0 P: 7	R: 0 E: 0 K: 0 S: 4	H: 1 LOB: 2 BB: 1 P: 8	R: 0 E: 0 K: 2 S: 7	H: 0 LOB: 1 BB: 0 P: 8	R: 3 E: 0 K: 2 S: 11	H: 4 LOB: 2 BB: 1 P: 15	1B: 11 2B: 1 3B: 0 HR: 1	SF: 1 SAC: 1 DP: 0 HBP: 1	WP: 0 PB: 0 SB: 0 CS: 0	PA: 45			
PITCHER	IP	WLS	BF	H	R	ER	SO	BB	IBB	HBP	BLK	WP	HR	S	P	ERA	WHIP								
36 Chuck James, L (1.1) ERA: 1.8	3.0	W	13	4	0	0	2	1	0	0	0	0	0	11	15	0.00	1.000								
65 Buddy Carlyle, R (4.1) ERA:	2.0	H	8	1	0	0	2	1	0	0	0	0	0	11	15	9.00	2.500								
73 Matt Harrison, L (6.1) ERA: 18.0	2.0		12	4	2	2	0	1	0	0	0	0	1	11	15	9.00	2.500								
54 Chad Paronto, R (8.1) ERA:	1.0		4	0	0	0	2	0	0	1	0	0	0	7	8	0.00	0.000								
62 Manny Acosta, R (9.1) ERA: 6.75	1.0		8	4	3	3	2	1	0	0	0	0	0	11	15	27.00	5.000								

Atlanta Braves @ Pittsburgh Pirates
McKechnie Field, Bradenton, FL
Fri Mar 09 2007, 1:05 PM EST
Att: 3,847 - Sunny - 77 F

AB 39
R 5
H 13
RBI 5
BB 3
SO 8
LOB 22



Batter	1	2	3	4	5	6	7	8	9	AB	R	H	RBI	BB	SO	LOB	TOP		
57 Jeff Duncan, L OBP: 0.450, SLG: 0.684 Aaron Mathews, R (7, 8)	F8		24 CS 2 FC5-2-6 1B		2 S 1B		F8			4	0	2	0	0	0	0	Toronto Blue Jays @ Atlanta Braves Ballpark at Disney's Wide World of Sports, Lake Buena Vista, FL		
2 Aaron Hill, R OBP: 0.357, SLG: 0.615 20 Sergio Santos, R (6, 6)	HBP		24 CS 1-2 3B		1-2 K			P6		2	1	0	0	0	1	3	Sat Mar 10 2007, 1:05 PM EST Att: 9,624 - Sunny - 79 F		
24 Matt Stairs, L OBP: 0.339, SLG: 0.417 67 John-Ford Griffin, L OBP: 0.333, SLG: 0.615 (6, PR) (6, 7)	K		1-H 2-3 3B		1-2 1B		WP 1B 1B	F9		3	0	2	1	0	1	1	livebaseballrecards.com		
15 Alex Rios, R OBP: 0.357, SLG: 0.786 16 Rob Cosby, R OBP: 0.333, SLG: 0.417 (1, 9) (6, 9)	F7		G5-3		F8		F8	P3		3	0	0	0	0	0	3	Toronto Blue Jays @ Atlanta Braves Ballpark at Disney's Wide World of Sports, Lake Buena Vista, FL		
Jason Smith, L OBP: 0.500, SLG: 1.067 4 Ryan Roberts, R OBP: 0.462, SLG: 0.455 (6, 4) (6, 5)		1-0 G5-3 E HBP		0-0 F9		0-0 WP 1B		L6		2	0	1	0	0	0	0	livebaseballrecards.com		
43 Kevin Barker, L OBP: 0.353, SLG: 0.467 (6, 3)	K			0-0 F7		0-3 K		K		3	0	0	0	0	2	3	Toronto Blue Jays @ Atlanta Braves Ballpark at Disney's Wide World of Sports, Lake Buena Vista, FL		
23 John Hattig, S OBP: 0.313, SLG: 0.357 (7, 3)	K							K		1	0	0	0	0	1	0	livebaseballrecards.com		
Jason Phillips, R OBP: 0.222, SLG: 0.235 59 Curtis Thigpen, R OBP: 0.125, SLG: 0.313 (1, 2) (7, 2)	FC5			0-3 K		0-1 L3		K		3	0	0	0	0	1	3	Toronto Blue Jays @ Atlanta Braves Ballpark at Disney's Wide World of Sports, Lake Buena Vista, FL		
1 Ray Olmedo, S (6, 4)	G5-3							G4-3		3	0	0	0	0	1	2	Toronto Blue Jays @ Atlanta Braves Ballpark at Disney's Wide World of Sports, Lake Buena Vista, FL		
7 Josh Towers, R OBP: 1.000, SLG: 1.000 51 Geremi Gonzalez, R (4, 1) 40 Dustin McGowan, R (6, 1) Pete Walker, R (8, 1)			E1 57 1B 2 FC5-2-6 1B		0-3 K		0-3 K			1	0	1	0	0	0	0	Toronto Blue Jays @ Atlanta Braves Ballpark at Disney's Wide World of Sports, Lake Buena Vista, FL		
Inning Stats	R: 0 E: 0 K: 1 S: 5	H: 0 LOB: 1 BB: 0 P: 6	R: 0 E: 1 K: 1 S: 5	H: 0 LOB: 1 BB: 0 P: 6	R: 1 E: 1 K: 0 S: 6	H: 3 LOB: 1 BB: 0 P: 6	R: 0 E: 0 K: 1 S: 5	H: 0 LOB: 2 BB: 0 P: 10	R: 0 E: 0 K: 1 S: 8	H: 1 LOB: 1 BB: 0 P: 10	R: 0 E: 0 K: 1 S: 5	H: 0 LOB: 0 BB: 0 P: 3	R: 0 E: 0 K: 2 S: 7	H: 0 LOB: 0 BB: 0 P: 7	1B: 5 2B: 0 3B: 1 HR: 0	SF: 0 SAC: 0 DP: 1 HBP: 2	WP: 1 PB: 0 SB: 1 CS: 2	PA: 34	
PITCHER	IP WLS BF H R ER SO BB IBB HBP BLK WP HR S P ERA WHIP	PITCHER																	
19 Mark Redman, L ERA: 3.0 39 Rafael Soriano, R ERA: 4.4 40 Lance Cormier, R ERA: 2.0 49 Macay McBride, L ERA: 9.0	3.0 1.0 4.0 1.0	WLS 3 W S	BF 13 15 3	H 3 3 0	R 1 0 0	ER 1 0 0	SO 2 5 2	BB 0 0 0	IBB 0 0 0	HBP 2 0 0	BLK 0 0 0	WP 0 1 0	HR 0 5 26	S 16 5 7	P 18 6 26 7	ERA 3.00 0.00 0.00 0.00	WHIP 1.000 0.000 0.750 0.000		

Batter	1	2	3	4	5	6	7	8	9	AB	R	H	RBI	BB	SO	LOB	BOTTOM			
2 Kelly Johnson, L OBP: 0.273, SLG: 0.524 24 Martin Prado, R OBP: 0.500, SLG: 0.563 (1, 4) (6, 4)	G5-3		G6-3		F9		K			3	0	0	0	0	0	3	Toronto Blue Jays @ Atlanta Braves Ballpark at Disney's Wide World of Sports, Lake Buena Vista, FL			
11 Edgar Renteria, R OBP: 0.350, SLG: 0.375 72 Yunel Escobar, R OBP: 0.444, SLG: 0.625 (1, 6) (7, 6)	K				F9		G1-3	G5-3		3	0	0	0	0	1	0	livebaseballrecards.com			
10 Chipper Jones, S OBP: 0.444, SLG: 0.357 Tony Pena Jr., R OBP: 0.316, SLG: 0.421 (1, 5) (7, 5)	G4-3				FC4-6 16 1B		G5-3			2	1	1	0	1	0	0	livebaseballrecards.com			
Andrew Jones, R OBP: 0.364, SLG: 0.474 61 Gregor Blanco, L OBP: 0.350, SLG: 0.278 (1, 8) (7, 8)		F9			FC4-6 16 1B		HR BB	63 F8 27 S 1B		3	1	2	2	0	0	0	Toronto Blue Jays @ Atlanta Braves Ballpark at Disney's Wide World of Sports, Lake Buena Vista, FL			
16 Brian McCann, L OBP: 0.333, SLG: 0.438 63 Corky Miller, R OBP: 0.333, SLG: 0.625 (1, 2) (7, 2)	G4-3				FC4-6 16 1B		HR	F8		3	1	1	1	0	0	2	livebaseballrecards.com			
7 Jeff Francoeur, R OBP: 0.350, SLG: 0.667 27 T.J. Bohm, R OBP: 0.348, SLG: 0.211 (1, 9) (7, 9)	K				FC4-6 16 1B		HR	F8		3	0	1	0	0	1	2	livebaseballrecards.com			
20 Scott Thorman, L OBP: 0.304, SLG: 0.238 (1, 3)					G6-3 4 1B		G6-3	F7		4	0	2	0	0	0	1	Toronto Blue Jays @ Atlanta Braves Ballpark at Disney's Wide World of Sports, Lake Buena Vista, FL			
23 Matt Diaz, R OBP: 0.333, SLG: 0.350 (1, 7)					F9		K	G6-3		4	0	1	0	0	1	4	livebaseballrecards.com			
19 Mark Redman, L (1, 1) 4 Pete Orr, L (3, PH) 39 Rafael Soriano, R (4, 1) 40 Lance Cormier, R (5, 1) 49 Macay McBride, L (9, 1)					G6-3 2 1B		K	FC6-4		0	0	0	0	0	0	0	Braves			
Inning Stats	R: 0 E: 0 K: 1 S: 5	H: 0 LOB: 0 BB: 0 P: 5	R: 0 E: 0 K: 1 S: 5	H: 0 LOB: 0 BB: 0 P: 5	R: 0 E: 0 K: 0 S: 4	H: 2 LOB: 1 BB: 0 P: 4	R: 0 E: 0 K: 0 S: 5	H: 2 LOB: 2 BB: 0 P: 5	R: 0 E: 0 K: 1 S: 7	H: 1 LOB: 1 BB: 0 P: 7	R: 3 E: 0 K: 1 S: 9	H: 4 LOB: 2 BB: 1 P: 13	R: 0 E: 0 K: 1 S: 5	H: 0 LOB: 0 BB: 0 P: 5	R: 1 E: 0 K: 0 S: 7	H: 2 LOB: 1 BB: 0 P: 7	1B: 9 2B: 0 3B: 0 HR: 2	SF: 0 SAC: 0 DP: 1 HBP: 0	WP: 0 PB: 0 SB: 3 CS: 0	PA: 35
PITCHER	IP WLS BF H R ER SO BB IBB HBP BLK WP HR S P ERA WHIP	PITCHER																		
7 Josh Towers, R ERA: 1.8 51 Geremi Gonzalez, R ERA: 5.4 40 Dustin McGowan, R ERA: 10.8 Pete Walker, R ERA: 3.0	3.0 2.0 2.0 1.0	WLS H L S	BF 10 9 11 5	H 2 3 4	R 0 3 3	ER 0 0 3	SO 0 1 2	BB 0 0 1	IBB 0 0 0	HBP 0 0 0	BLK 0 0 0	WP 0 0 2	HR 0 12 14	S 14 12 18	P 14 12 18 7	ERA 0.00 0.00 13.50 9.00	WHIP 0.667 1.500 2.500 2.000			

Batter	1	2	3	4	5	6	7	8	9	AB	R	H	RBI	BB	SO	LOB	TOP					
2 Kelly Johnson, L OBP: 0.222, SLG: 0.423	G3		G4-3		G3		G6-3		F7	5	0	0	0	0	0	4	Atlanta Braves @ St. Louis Cardinals Roger Dean Stadium, Jupiter, FL Mon Mar 12 2007, 1:05 PM EDT Att: 6,981 - Partly Cloudy - 79 F					
22 Willie Harris, L OBP: 0.389, SLG: 0.400	1B			F7		G4-3		K		4	0	1	0	0	1	0						
10 Chipper Jones, S OBP: 0.364, SLG: 0.278										1	0	0	0	0	0	1						
4 Pete Orr, L OBP: 0.474, SLG: 0.438	G3			K		G4-3		G4-3	1B	3	1	1	0	0	1	0						
16 Brian McCann, L OBP: 0.381, SLG: 0.526	L6							G4-3		3	0	2	0	0	0	1						
63 Corky Miller, R OBP: 0.300, SLG: 0.556				1B						1	0	0	0	0	0	1						
7 Jeff Francoeur, R OBP: 0.346, SLG: 0.609										3	0	2	0	0	0	1						
27 T.J. Bohn, R OBP: 0.400, SLG: 0.333				1B						1	0	1	1	0	0	0						
20 Scott Thorman, L OBP: 0.299, SLG: 0.200	G6-4-3									4	0	0	0	0	1	4						
58 Peter Moylan, R OBP: 0.299, SLG: 0.200				L6				K		0	0	0	0	0	0	0						
Tony Pena Jr., R OBP: 0.261, SLG: 0.348	F7					G5-3		G5-3		4	0	0	0	0	1	0						
Ryan Langerhans, L OBP: 0.440, SLG: 0.652			G4-3			K2-3		1B	BB	3	0	1	0	1	1	0						
29 John Smoltz, R OBP: 0.375, SLG: 0.429										1	0	0	0	0	0	1						
68 Jarrod Saltalamacchia, S OBP: 0.375, SLG: 0.429										1	0	1	0	0	0	0						
Oscar Villarreal, L OBP: 0.375, SLG: 0.429										0	0	0	0	0	0	0						
Tyler Yates, R OBP: 0.375, SLG: 0.429										0	0	0	0	0	0	0						
Craig Wilson, R OBP: 0.375, SLG: 0.429										0	0	0	0	0	0	0						
37 Steve Colyer, L OBP: 0.375, SLG: 0.429										0	0	0	0	0	0	0						
71 Carlos Mendez, R OBP: 0.375, SLG: 0.429										0	0	0	0	0	0	0						
71 Matt Diaz, R OBP: 0.375, SLG: 0.429										1	0	0	0	0	0	1						
Inning Stats	R: 0 E: 0 K: 0 S: 4	H: 1 LOB: 1 BB: 0 P: 5	R: 0 E: 0 K: 0 S: 3	H: 1 LOB: 0 BB: 0 P: 3	R: 0 E: 0 K: 1 S: 5	H: 0 LOB: 0 BB: 0 P: 5	R: 0 E: 0 K: 1 S: 7	H: 2 LOB: 2 BB: 0 P: 7	R: 0 E: 0 K: 1 S: 6	H: 1 LOB: 1 BB: 0 P: 6	R: 0 E: 0 K: 0 S: 4	H: 1 LOB: 2 BB: 1 P: 4	R: 0 E: 0 K: 0 S: 4	H: 1 LOB: 2 BB: 1 P: 8	R: 1 E: 0 K: 2 S: 10	H: 2 LOB: 1 BB: 0 P: 11	R: 0 E: 0 K: 1 S: 6	H: 1 LOB: 1 BB: 0 P: 6	1B: 8 2B: 2 3B: 0 HR: 0	SF: 0 SAC: 0 DP: 1 HBP: 0	WP: 0 PB: 0 SB: 2 CS: 0	PA: 37
PITCHER	IP WLS BF H R ER SO BB IBB HBP BLK WP HR S P ERA WHIP	4.2 17 4 0 0 3 0 0 0 0 0 0 23 24 0.00 0.857	1.1 6 2 0 0 0 0 0 0 0 0 0 6 6 0.00 1.500	2.0 W 10 3 1 1 2 1 0 0 0 0 0 0 14 19 4.50 2.000	1.0 S 4 1 0 0 1 0 0 0 0 0 0 0 6 6 0.00 1.000																	

Batter	1	2	3	4	5	6	7	8	9	AB	R	H	RBI	BB	SO	LOB	BOTTOM					
7 Adam Kennedy, L OBP: 0.360, SLG: 0.333	P6		F7			L5		1B		3	0	0	0	0	0	1	Atlanta Braves @ St. Louis Cardinals Roger Dean Stadium, Jupiter, FL Mon Mar 12 2007, 1:05 PM EDT Att: 6,981 - Partly Cloudy - 79 F					
16 Chris Duncan, L OBP: 0.395, SLG: 0.500								1B		1	0	0	0	2	0	1						
Miguel Negron, L OBP: 0.321, SLG: 0.136	BB		F8					1B		1	0	1	1	0	0	0						
5 Albert Pujols, R OBP: 0.353, SLG: 0.448								1B		3	0	0	0	0	1	2						
31 Ryan Franklin, R OBP: 0.529, SLG: 0.706								1B		0	0	0	0	0	0	0						
63 Ryan Ludwick, R OBP: 0.529, SLG: 0.706								1B		1	0	1	1	0	0	0						
72 Dennis Dove, R OBP: 0.391, SLG: 0.429								1B		0	0	0	0	0	0	0						
27 Scott Rolen, R OBP: 0.379, SLG: 0.261								1B		3	0	0	0	0	1	1						
70 Tagg Bozied, R OBP: 0.391, SLG: 0.429								1B		1	0	0	0	0	0	2						
53 John Rodriguez, L OBP: 0.542, SLG: 0.579								1B		2	0	0	0	0	1	0						
34 Randy Flores, L OBP: 0.469, SLG: 0.478								1B		0	0	0	0	0	0	0						
26 Scott Spiezio, S OBP: 0.469, SLG: 0.478								1B		2	0	1	0	0	1	2						
So Taguchi, R OBP: 0.172, SLG: 0.143								1B		4	0	1	0	0	0	2						
4 Yadier Molina, R OBP: 0.417, SLG: 0.429								1B		1	0	0	0	1	0	0						
Gary Bennett, R OBP: 0.278, SLG: 0.200								1B		1	0	0	0	0	1	2						
19 Jolbert Cabrera, R OBP: 0.222, SLG: 0.192								1B		3	0	1	0	0	1	3						
41 Braden Looper, R OBP: 0.333, SLG: 0.500								1B		1	0	0	0	0	1	1						
49 Rick Ankiel, L OBP: 0.333, SLG: 0.500								1B		2	2	2	1	0	0	0						
Inning Stats	R: 0 E: 0 K: 2 S: 7	H: 0 LOB: 1 BB: 1 P: 11	R: 0 E: 0 K: 0 S: 3	H: 0 LOB: 0 BB: 0 P: 3	R: 0 E: 0 K: 1 S: 6	H: 1 LOB: 1 BB: 0 P: 6	R: 0 E: 0 K: 1 S: 5	H: 0 LOB: 0 BB: 0 P: 5	R: 0 E: 0 K: 0 S: 2	H: 0 LOB: 0 BB: 1 P: 6	R: 1 E: 0 K: 0 S: 3	H: 1 LOB: 1 BB: 1 P: 8	R: 0 E: 0 K: 2 S: 9	H: 2 LOB: 2 BB: 0 P: 9	R: 2 E: 0 K: 1 S: 9	H: 4 LOB: 2 BB: 0 P: 9	1B: 6 2B: 1 3B: 0 HR: 1	SF: 0 SAC: 0 DP: 1 HBP: 0	WP: 0 PB: 1 SB: 0 CS: 1	PA: 33		
PITCHER	IP WLS BF H R ER SO BB IBB HBP BLK WP HR S P ERA WHIP	1.1 3 0 0 0 0 1 0 0 0 0 0 2 6 0.00 1.000	1.0 4 1 1 1 0 1 0 0 0 0 0 1 3 8 9.00 2.000	1.0 5 2 0 0 2 0 0 0 0 0 0 9 9 0.00 2.000	1.0 L 7 4 2 2 1 0 0 0 0 0 0 0 9 9 18.00 4.000																	



Batter	1	2	3	4	5	6	7	8	9	AB	R	H	RBI	BB	SO	LOB	TOP		
2 Kelly Johnson, L (1,4) OBP: 0.233, SLG: 0.414 22 Willie Harris, L (5,4) OBP: 0.333, SLG: 0.333	G4-3	FC4-6			72 FC1-6 1B	G4-3			P5	3	0	1	0	0	0	1			
72 Yunel Escobar, R (1,5) OBP: 0.481, SLG: 0.583	7 20 2B 1B				FC1-6 7 1B CS		G5-3			5	1	2	0	0	1	1			
7 Jeff Francoeur, R (1,9) OBP: 0.406, SLG: 0.621 27 T.J. Bohm, R (5,8) OBP: 0.357, SLG: 0.292	20 2B 1B						G6-3		P3	3	0	2	0	0	1	0			
Andrew Jones, R (1,8) OBP: 0.333, SLG: 0.250 28 Bob Wickman, R (5,1) OBP: 0.333, SLG: 0.250 51 Michael Gonzalez, R (6,1) OBP: 0.333, SLG: 0.250 23 Matt Diaz, R (7,PH) OBP: 0.333, SLG: 0.250 Blaine Boyer, R (7,1) OBP: 0.333, SLG: 0.250 71 Carlos Mendez, R (6,PH) OBP: 0.333, SLG: 0.250	P2					G5-3			K	2	0	0	0	0	0	4			
20 Scott Thorman, L (1,3) OBP: 0.290, SLG: 0.310	1-3 2-H 2B								G4-3	4	1	2	1	0	1	1			
8 Brayan Peña, S (1,2) OBP: 0.235, SLG: 0.294	G4-3								G4-3	4	0	0	0	0	0	3			
Ryan Langerhans, L (1,7) OBP: 0.448, SLG: 0.667 91 Bill McCarthy, R (8,7) OBP: 0.333, SLG: 0.500										4	0	2	0	0	2	1			
Tony Peña Jr., R (1,6) OBP: 0.259, SLG: 0.333 74 Brent Lillibridge, R (6,6) OBP: 0.508, SLG: 0.250									G4-3	4	0	1	1	0	0	2			
36 Chuck James, L (1,1) OBP: 0.250, SLG: 0.250 90 Brandon Jones, L (5,9) OBP: 1.000, SLG: 1.000										2	0	1	0	0	0	1			
										1	0	1	0	1	0	0			
Inning Stats	R: 1 E: 0 K: 0 S: 6	H: 3 LOB: 2 BB: 0 P: 6	R: 0 E: 0 K: 1 S: 6	H: 1 LOB: 1 BB: 0 P: 6	R: 0 E: 0 K: 3 S: 9	H: 0 LOB: 1 BB: 0 P: 11	R: 0 E: 0 K: 0 S: 4	H: 1 LOB: 1 BB: 0 P: 4	R: 0 E: 0 K: 1 S: 8	H: 2 LOB: 1 BB: 0 P: 5	R: 0 E: 0 K: 1 S: 5	H: 0 LOB: 0 BB: 0 P: 5	R: 0 E: 0 K: 0 S: 4	H: 1 LOB: 1 BB: 0 P: 4	R: 0 E: 0 K: 1 S: 6	H: 1 LOB: 2 BB: 1 P: 10	1B: 9 2B: 3 3B: 0 HR: 0	SF: 0 SAC: 0 DP: 0 HBP: 1	WP: 0 PA: 40 PB: 0 SB: 0 CS: 1
PITCHER	IP WLS BF H R ER SO BB IBB HBP BLK WP HR S P ERA WHIP																		
23 Jason Jennings, R (1,1) ERA: 5.0	4.0	W	18	5	1	1	4	0	0	0	0	0	0	25	27	2.25	1.250		
59 Miguel Asencio, R (5,1) ERA: 2.25	2.0	H	10	5	1	1	1	0	0	0	0	0	0	12	13	4.50	2.500		
Dan Wheeler, R (7,1) ERA: 4.5	1.0	H	3	0	0	0	1	0	0	0	0	0	0	5	5	0.00	0.000		
Chad Qualls, R (8,1) ERA: 9.0	1.0	H	4	1	0	0	0	0	0	0	0	0	0	4	4	0.00	1.000		
Ezequiel Astacio, R (9,1) ERA:	1.0	S	5	1	0	0	1	1	0	0	0	0	0	6	10	0.00	2.000		

Atlanta Braves @ Houston Astros
Osceola County Stadium, Kissimmee, FL
Wed Mar 14 2007, 1:05 PM EDT
Att. 6,111 - Partly Cloudy - 76 F

AB 38
R 2
H 12
RBI 2
BB 1
SO 7
LOB 21



Batter	1	2	3	4	5	6	7	8	9	AB	R	H	RBI	BB	SO	LOB	BOTTOM		
Craig Biggio, R (1,4) OBP: 0.391, SLG: 0.571 Charlton Jimerson, R (4,8) OBP: 0.313, SLG: 0.357			G5-3	K						1	0	0	1	0	0				
Mark Loretta, R (1,6) OBP: 0.397, SLG: 0.250 16 Jason Lane, R (6,7) OBP: 0.394, SLG: 0.733	BB									3	1	1	0	0	0	1			
17 Lance Berkman, S (1,3) OBP: 0.393, SLG: 0.458 13 Eric Munson, L (6,3) OBP: 0.423, SLG: 0.458	F9									1	0	0	0	0	0	0			
45 Carlos Lee, R (1,7) OBP: 0.455, SLG: 0.571 10 Cody Ransom, R (6,6) OBP: 0.417, SLG: 0.490										3	1	1	1	0	0	1			
Morgan Ensberg, R (1,5) OBP: 0.517, SLG: 0.760 4 Eric Bruntlett, R (4,5) OBP: 0.313, SLG: 0.160										1	0	1	0	0	0	0			
Richard Hidalgo, R (1,9) OBP: 0.182, SLG: 0.167 Dan Wheeler, R (7,1) Chad Qualls, R (8,1) Orlando Palmeiro, L (8,PH) OBP: 0.615, SLG: 0.500 Ezequiel Astacio, R (9,1) ERA:										3	0	0	0	0	0	1			
2 Chris Burke, R (1,8) OBP: 0.200, SLG: 0.250 55 Humberto Quintero, R (5,2) OBP: 0.289, SLG: 0.182										2	1	2	1	0	0	0			
Brad Ausmus, R (1,2) OBP: 0.400, SLG: 0.500 59 Miguel Asencio, R (5,1) 65 Hunter Pence, R (6,PH) OBP: 0.714, SLG: 1.174										2	0	0	0	0	0	2			
23 Jason Jennings, L (1,1) 67 Brooks Conrad, S (4,PH) OBP: 0.250, SLG: 0.375										1	0	0	0	0	0	0			
										2	0	0	0	0	1	1			
Inning Stats	R: 0 E: 0 K: 0 S: 3	H: 0 LOB: 1 BB: 1 P: 7	R: 0 E: 0 K: 0 S: 4	H: 1 LOB: 2 BB: 1 P: 8	R: 2 E: 0 K: 0 S: 6	H: 3 LOB: 1 BB: 0 P: 6	R: 1 E: 0 K: 1 S: 6	H: 1 LOB: 0 BB: 0 P: 6	R: 0 E: 0 K: 1 S: 5	H: 0 LOB: 1 BB: 0 P: 8	R: 0 E: 0 K: 1 S: 5	H: 0 LOB: 0 BB: 0 P: 5	R: 0 E: 0 K: 0 S: 3	H: 1 LOB: 1 BB: 1 P: 7	R: 0 E: 0 K: 1 S: 3	H: 1 LOB: 1 BB: 1 P: 7	1B: 4 2B: 1 3B: 0 HR: 2	SF: 0 SAC: 0 DP: 1 HBP: 1	WP: 0 PA: 34 PB: 0 SB: 1 CS: 0
PITCHER	IP WLS BF H R ER SO BB IBB HBP BLK WP HR S P ERA WHIP																		
36 Chuck James, L (1,1) ERA: 4.0	4.0	L	19	5	3	3	1	2	0	0	0	0	0	1	19	27	6.75	1.750	
28 Bob Wickman, R (5,1) ERA: 1.8	1.0		4	1	1	1	1	0	0	0	0	0	0	1	6	6	9.00	1.000	
51 Michael Gonzalez, L (6,1) ERA: 9.0	1.0		4	0	0	0	1	0	0	0	0	0	0	5	8	0.00	0.000		
Blaine Boyer, R (7,1) ERA:	2.0		7	1	0	0	1	1	0	0	0	0	0	8	12	0.00	1.000		

Atlanta Braves @ Houston Astros
Osceola County Stadium, Kissimmee, FL
Wed Mar 14 2007, 1:05 PM EDT
Att. 6,111 - Partly Cloudy - 76 F

AB 30
R 4
H 7
RBI 4
BB 3
SO 4
LOB 12



Batter	1	2	3	4	5	6	7	8	9	AB	R	H	RBI	BB	SO	LOB	TOP				
22 David Eckstein, R OBP: 0.357, SLG: 0.417 Aaron Miles, S OBP: 0.371, SLG: 0.286	0-3 K		0-0 P4		0-0 L4		0-0 35 1B		4-0 35 1B	2	0	0	0	0	1	0	TOP				
16 Chris Duncan, L OBP: 0.358, SLG: 0.553 Tyler Johnson, S OBP: 0.355, SLG: 0.167	0-3 K		0-0 P3		0-0 E8		0-3 K		0-0 35 1B	4	0	1	1	0	2	1	TOP				
5 Albert Pujols, R OBP: 0.407, SLG: 0.415 35 Eli Marrero, R OBP: 0.364, SLG: 0.294	0-0 26 1B			0-0 F8	0-0 G5-3		0-0 53 1B		0-0 63 1B	3	1	1	0	0	0	2	TOP				
26 Scott Spiezo, S OBP: 0.457, SLG: 0.528 31 Ryan Franklin, R OBP: 0.435, SLG: 0.565	0-0 2H			0-0 HR			0-0 K		0-0 FC3-2	2	1	2	2	0	0	0	TOP				
53 John Rodriguez, L OBP: 0.455, SLG: 0.500	0-3 K			0-0 F8			0-0 F8		0-0 FC3-2	5	1	1	1	0	1	3	TOP				
7 Adam Kennedy, L OBP: 0.287, SLG: 0.429 68 Edgar Gonzalez, R OBP: 0.455, SLG: 0.833		0-0 55 FC4-6					0-0 55 S		0-0 G4-3	2	1	1	0	1	1	0	TOP				
55 Skip Schumaker, L OBP: 0.407, SLG: 0.687 49 Rick Ankiel, L OBP: 0.300, SLG: 0.448 Brian Falkenberg, R OBP: 0.308, SLG: 0.261	0-0 1-2	0-0 FC4-6			0-0 FC4-6		0-0 1B		0-0 G4-3	2	0	1	0	1	0	1	TOP				
41 Braden Looper, R OBP: 0.189, SLG: 0.143	0-0 G6-4-3				0-0 FC4-6		0-0 1-3 2H		0-3 K	4	1	1	1	0	1	2	TOP				
19 Jolbert Cabrera, R OBP: 0.169, SLG: 0.143			0-0 F9		0-0 16 E		0-0 G4-3		0-3 K	1	0	0	0	0	0	0	TOP				
Inning Stats	R: 1 E: 0 K: 3 S: 11	H: 2 LOB: 1 BB: 0 P: 11	R: 0 E: 0 K: 0 S: 3	H: 1 LOB: 0 BB: 0 P: 3	R: 0 E: 0 K: 0 S: 3	H: 0 LOB: 0 BB: 0 P: 3	R: 1 E: 0 K: 1 S: 6	H: 1 LOB: 0 BB: 0 P: 6	R: 1 E: 2 K: 0 S: 5	H: 2 LOB: 2 BB: 1 P: 9	R: 1 E: 0 K: 1 S: 6	H: 3 LOB: 2 BB: 0 P: 7	R: 0 E: 0 K: 1 S: 5	H: 0 LOB: 0 BB: 0 P: 5	R: 4 E: 0 K: 2 S: 11	H: 4 LOB: 1 BB: 1 P: 16	1B: 12 2B: 1 3B: 0 HR: 1	SF: 0 SAC: 0 DP: 1 HBP: 0	WP: 0 PB: 1 SB: 1 CS: 0	PA: 43	
PITCHER	IP WLS BF H R ER SO BB IBB HBP BLK WP HR S P ERA WHIP	IP WLS BF H R ER SO BB IBB HBP BLK WP HR S P ERA WHIP	IP WLS BF H R ER SO BB IBB HBP BLK WP HR S P ERA WHIP	IP WLS BF H R ER SO BB IBB HBP BLK WP HR S P ERA WHIP	IP WLS BF H R ER SO BB IBB HBP BLK WP HR S P ERA WHIP	IP WLS BF H R ER SO BB IBB HBP BLK WP HR S P ERA WHIP	IP WLS BF H R ER SO BB IBB HBP BLK WP HR S P ERA WHIP	IP WLS BF H R ER SO BB IBB HBP BLK WP HR S P ERA WHIP	IP WLS BF H R ER SO BB IBB HBP BLK WP HR S P ERA WHIP	IP WLS BF H R ER SO BB IBB HBP BLK WP HR S P ERA WHIP	IP WLS BF H R ER SO BB IBB HBP BLK WP HR S P ERA WHIP	IP WLS BF H R ER SO BB IBB HBP BLK WP HR S P ERA WHIP	IP WLS BF H R ER SO BB IBB HBP BLK WP HR S P ERA WHIP	IP WLS BF H R ER SO BB IBB HBP BLK WP HR S P ERA WHIP	IP WLS BF H R ER SO BB IBB HBP BLK WP HR S P ERA WHIP	IP WLS BF H R ER SO BB IBB HBP BLK WP HR S P ERA WHIP	IP WLS BF H R ER SO BB IBB HBP BLK WP HR S P ERA WHIP	IP WLS BF H R ER SO BB IBB HBP BLK WP HR S P ERA WHIP	IP WLS BF H R ER SO BB IBB HBP BLK WP HR S P ERA WHIP	IP WLS BF H R ER SO BB IBB HBP BLK WP HR S P ERA WHIP	IP WLS BF H R ER SO BB IBB HBP BLK WP HR S P ERA WHIP

St. Louis Cardinals @ Atlanta Braves
Ballpark at Disney's Wide World of Sports, Lake Buena Vista,
Sat Mar 17 2007, 1:05 PM EDT
Att: 11,373 - Sunny - 63 F

AB	39
R	9
H	14
RBI	9
BB	4
SO	9
LOB	16



Batter	1	2	3	4	5	6	7	8	9	AB	R	H	RBI	BB	SO	LOB	BOTTOM				
Chris Woodward, R OBP: 0.333, SLG: 0.333 22 Willie Harris, L OBP: 0.333, SLG: 0.333	0-0 F7			0-0 G4-3			0-0 72 CS		0-0 FC3-6	3	0	1	0	0	0	0	BOTTOM				
11 Edgar Renteria, R OBP: 0.382, SLG: 0.407 72 Yunel Escobar, R OBP: 0.455, SLG: 0.533	0-0 G5-3	4-0 7 1B		0-0 G6-3			0-0 F9		0-0 F9	1	0	0	0	1	0	0	BOTTOM				
20 Scott Thorman, L OBP: 0.273, SLG: 0.333	0-0 7 1B		0-0 F9				0-0 G4-3		0-3 K2-3	5	1	2	0	0	1	2	BOTTOM				
7 Jeff Francoeur, R OBP: 0.421, SLG: 0.629 91 Bill McCarthy, R OBP: 0.375, SLG: 0.590	0-0 HR		0-0 1-2 2-3		0-0 L7		0-0 27 HBP		0-0 F8	3	1	2	1	0	0	1	BOTTOM				
Ryan Langerhans, L OBP: 0.459, SLG: 0.636 27 T.J. Bohn, R OBP: 0.324, SLG: 0.241	4-0 HR		0-3 K		0-3 K		1-0 23 G6-4-3		0-0 K	2	1	0	0	1	2	4	BOTTOM				
90 Brandon Jones, L OBP: 0.571, SLG: 0.600	1-2 HR				0-0 G5-3		0-0 G6-4-3		0-3 K	3	1	2	3	0	0	1	BOTTOM				
24 Martin Prado, R OBP: 0.436, SLG: 0.483	0-0 2B		0-0 F9				0-0 64 1B		4-0 22 FC3-6	3	1	2	0	1	0	1	BOTTOM				
63 Corky Miller, R OBP: 0.214, SLG: 0.385 67 Iker Franco, R OBP: 0.333, SLG: 0.500	0-0 G1-3			0-0 G4-6-3			0-0 G6-3		0-3 K	3	0	0	0	0	0	3	BOTTOM				
29 John Smoltz, R OBP: 0.714, SLG: 0.714			0-0 G6-3		0-0 G4-3		0-0 22 1B		0-0 22 FC3-6	2	0	2	1	0	0	0	BOTTOM				
Inning Stats	R: 4 E: 0 K: 0 S: 7	H: 4 LOB: 1 BB: 1 P: 11	R: 0 E: 0 K: 1 S: 7	H: 2 LOB: 3 BB: 1 P: 11	R: 0 E: 0 K: 0 S: 3	H: 1 LOB: 0 BB: 0 P: 3	R: 0 E: 0 K: 0 S: 6	H: 0 LOB: 0 BB: 0 P: 3	R: 0 E: 0 K: 1 S: 5	H: 3 LOB: 1 BB: 0 P: 5	R: 0 E: 0 K: 0 S: 3	H: 1 LOB: 1 BB: 0 P: 4	R: 0 E: 0 K: 1 S: 6	H: 1 LOB: 2 BB: 1 P: 10	R: 0 E: 0 K: 2 S: 8	H: 1 LOB: 1 BB: 0 P: 8	1B: 9 2B: 3 3B: 1 HR: 1	SF: 0 SAC: 0 DP: 2 HBP: 1	WP: 0 PB: 0 SB: 1 CS: 1	PA: 42	
PITCHER	IP WLS BF H R ER SO BB IBB HBP BLK WP HR S P ERA WHIP	IP WLS BF H R ER SO BB IBB HBP BLK WP HR S P ERA WHIP	IP WLS BF H R ER SO BB IBB HBP BLK WP HR S P ERA WHIP	IP WLS BF H R ER SO BB IBB HBP BLK WP HR S P ERA WHIP	IP WLS BF H R ER SO BB IBB HBP BLK WP HR S P ERA WHIP	IP WLS BF H R ER SO BB IBB HBP BLK WP HR S P ERA WHIP	IP WLS BF H R ER SO BB IBB HBP BLK WP HR S P ERA WHIP	IP WLS BF H R ER SO BB IBB HBP BLK WP HR S P ERA WHIP	IP WLS BF H R ER SO BB IBB HBP BLK WP HR S P ERA WHIP	IP WLS BF H R ER SO BB IBB HBP BLK WP HR S P ERA WHIP	IP WLS BF H R ER SO BB IBB HBP BLK WP HR S P ERA WHIP	IP WLS BF H R ER SO BB IBB HBP BLK WP HR S P ERA WHIP	IP WLS BF H R ER SO BB IBB HBP BLK WP HR S P ERA WHIP	IP WLS BF H R ER SO BB IBB HBP BLK WP HR S P ERA WHIP	IP WLS BF H R ER SO BB IBB HBP BLK WP HR S P ERA WHIP	IP WLS BF H R ER SO BB IBB HBP BLK WP HR S P ERA WHIP	IP WLS BF H R ER SO BB IBB HBP BLK WP HR S P ERA WHIP	IP WLS BF H R ER SO BB IBB HBP BLK WP HR S P ERA WHIP	IP WLS BF H R ER SO BB IBB HBP BLK WP HR S P ERA WHIP	IP WLS BF H R ER SO BB IBB HBP BLK WP HR S P ERA WHIP	IP WLS BF H R ER SO BB IBB HBP BLK WP HR S P ERA WHIP

St. Louis Cardinals @ Atlanta Braves
Ballpark at Disney's Wide World of Sports, Lake Buena Vista,
Sat Mar 17 2007, 1:05 PM EDT
Att: 11,373 - Sunny - 63 F

AB	38
R	5
H	14
RBI	5
BB	3
SO	5
LOB	22



Batter	1	2	3	4	5	6	7	8	9	AB	R	H	RBI	BB	SO	LOB	TOP										
2 Kelly Johnson, L (1,4) Wes Timmons, R (7,5) OBP: 0.256, SLG: 0.450 OBP: 1.000, SLG: 1.000	E4 7 HR			K		CS	F7		FC4-6 1B	4	2	1	1	0	1	3											
4 Pete Orr, L (1,5) Diory Hernandez, R (9,4)	K			K			G4-3		K	5	0	1	0	0	3	5											
7 Jeff Francoeur, R (1,9) 37 Steve Colyer, L (7,1)							G6-3		FC4-6	4	1	1	2	0	1	1											
68 Jarrod Saltalamacchia, R (6,PH) Will Startup, L (9,1)	HR			K					FC4-6 1-2	0	0	0	0	0	0	0											
23 Matt Diaz, R (1,7) Jon Mark Owings, R (8,9)	K			F7			G6-3		F9	4	0	0	0	0	2	1											
64 Doug Clark, L (1,8) Blaine Boyer, R (5,1)	G6-3								F9	3	1	1	0	0	1	0											
91 Bill McCarthy, R (7,9) Will Startup, L (8,7)				20 1B 8 1B WP					F9	0	0	0	0	0	0	0											
20 Scott Thorman, L (1,3) Blaine Boyer, R (5,1)							L3		72 1B HBP	3	1	1	0	0	0	0											
8 Brayan Peña, S (1,2) Blaine Boyer, R (5,1)							L6		E5 72 1B	4	0	2	1	0	0	1											
Tony Pena Jr., R (1,6) 72 Yunel Escobar, R (6,6) OBP: 0.303, SLG: 0.394 OBP: 0.471, SLG: 0.548										3	1	2	0	0	1	1											
65 Buddy Carlye, L (1,1) Jordan Schafer, L (5,8) OBP: 0.500, SLG: 0.500										1	0	1	1	0	0	0											
Inning Stats	R: 2 E: 1 K: 2 S: 9	H: 1 LOB: 0 BB: 0 P: 9	R: 0 E: 0 K: 2 S: 8	H: 1 LOB: 1 BB: 0 P: 8	R: 1 E: 0 K: 1 S: 6	H: 2 LOB: 0 BB: 0 P: 7	R: 1 E: 0 K: 3 S: 13	H: 4 LOB: 3 BB: 0 P: 14	R: 0 E: 0 K: 1 S: 5	H: 0 LOB: 0 BB: 0 P: 5	R: 1 E: 0 K: 0 S: 4	H: 2 LOB: 0 BB: 0 P: 5	R: 0 E: 0 K: 0 S: 3	H: 0 LOB: 0 BB: 0 P: 3	R: 1 E: 1 K: 2 S: 9	H: 1 LOB: 2 BB: 0 P: 10	R: 0 E: 1 K: 1 S: 6	H: 1 LOB: 1 BB: 0 P: 6	1B: 9 2B: 1 3B: 0 HR: 2	SF: 0 SAC: 0 DP: 0 HBP: 1	WP: 1 PB: 0 SB: 0 CS: 2	PA: 41					
PITCHER	IP	WLS	BF	H	R	ER	SO	BB	IBB	HBP	BLK	WP	HR	S	P	ERA	WHIP										
39 Aaron Harang, R (1,1) ERA: 0.14	5.0	L	23	8	4	3	9	0	0	0	0	1	2	41	43	5.40	1.600										
37 Brian Shacketford, L (6,1) ERA: 1.8	1.0		4	2	1	1	0	0	0	0	0	0	0	4	5	9.00	2.000										
25 David Weathers, R (7,1) ERA: 3.6	1.0		3	0	0	0	0	0	0	0	0	0	0	3	3	0.00	0.000										
Rheal Cormier, L (8,1) ERA: 1.5	1.0		6	1	1	0	2	0	0	1	0	0	0	9	10	0.00	1.000										
56 Todd Coffey, R (9,1) ERA:	1.0		4	1	0	0	1	0	0	0	0	0	0	6	6	0.00	1.000										

Atlanta Braves @ Cincinnati Reds
Ed Smith Stadium, Sarasota, FL
Sun Mar 18 2007, 1:05 PM EDT
Att: 7,082 - Sunny - 66 F

AB 39
R 6
H 12
RBI 6
BB 0
SO 12
LOB 20



Batter	1	2	3	4	5	6	7	8	9	AB	R	H	RBI	BB	SO	LOB	BOTTOM										
2 Alex Gonzalez, R (1,6) 30 Norris Hopper, R (7,7) OBP: 0.375, SLG: 0.452 OBP: 0.294, SLG: 0.313	4 CS BB			K			FC6-4 68 S 1B		68 BB 34 BB 71 1B	2	1	1	0	1	1	0											
Scott Hattberg, L (1,3) 37 Brian Shacketford, L (6,1)	L4						F7		71 1B 68 BB 23 1B	3	0	1	1	0	0	1											
34 Jerry Gil, R (7,5) OBP: 0.200, SLG: 0.382							2B		71 1B 68 BB 23 1B	1	1	0	0	1	0	1											
4 Brandon Phillips, R (1,4) 68 Anderson Machado, S (7,6) OBP: 0.310, SLG: 0.687 OBP: 0.400, SLG: 0.400	1B						G6-3		23 1B 71 1B	3	0	1	0	0	0	1											
Adam Dunn, L (1,7) 71 Paul Janish, R (7,4) OBP: 0.500, SLG: 0.656 OBP: 0.333, SLG: 0.391							F7		23 1B	3	0	1	0	0	0	0											
12 Edwin Encarnación, R (1,5) 25 David Weathers, R (7,1)	FC6-4						G4-3		33 2B	2	0	2	1	0	0	0											
23 Chad Moeller, R (8,2) OBP: 0.429, SLG: 0.389							F9		1-2 2-3 3-H	0	0	0	0	0	0	0											
33 Josh Hamilton, L (1,8) 56 Todd Coffey, R (9,1)	G4-3								1-2 2-3 3-H	3	0	1	0	0	0	2											
46 Mark Bellhorn, S (9,PH) OBP: 0.371, SLG: 0.345							K		F8	4	0	1	0	0	2	1											
Jeff Conine, R (1,9) 15 Dewayne Wise, L (7,PR) OBP: 0.533, SLG: 0.684 OBP: 0.208, SLG: 0.174										1	1	0	0	0	1	2											
67 Ryan Jorgensen, R (9,PH) OBP: 0.444, SLG: 0.167										1	0	0	0	0	1	3											
26 David Ross, R (1,2) Rheal Cormier, L (8,1)										3	1	3	1	0	0	0											
27 Chris Denorfia, R (8,PH) OBP: 0.347, SLG: 0.333										0	0	0	0	0	0	0											
39 Aaron Harang, R (1,1) 9 Juan Castro, R (5,PH) Javier Valentin, S (6,3) OBP: 0.281, SLG: 0.207										1	0	0	0	0	0	1											
Inning Stats	R: 0 E: 0 K: 0 S: 4	H: 2 LOB: 2 BB: 1 P: 9	R: 0 E: 0 K: 1 S: 6	H: 1 LOB: 1 BB: 0 P: 6	R: 0 E: 0 K: 1 S: 5	H: 0 LOB: 0 BB: 0 P: 5	R: 0 E: 0 K: 2 S: 8	H: 1 LOB: 1 BB: 0 P: 8	R: 1 E: 0 K: 0 S: 5	H: 3 LOB: 1 BB: 0 P: 5	R: 0 E: 0 K: 1 S: 5	H: 0 LOB: 0 BB: 0 P: 5	R: 2 E: 0 K: 0 S: 6	H: 3 LOB: 2 BB: 0 P: 7	R: 0 E: 0 K: 2 S: 9	H: 2 LOB: 2 BB: 0 P: 9	R: 2 E: 0 K: 1 S: 8	H: 3 LOB: 3 BB: 2 P: 16	1B: 12 2B: 3 3B: 0 HR: 0	SF: 0 SAC: 0 DP: 0 HBP: 0	WP: 0 PB: 0 SB: 1 CS: 1	PA: 43					
PITCHER	IP	WLS	BF	H	R	ER	SO	BB	IBB	HBP	BLK	WP	HR	S	P	ERA	WHIP										
65 Buddy Carlye, R (1,1) ERA:	4.0	W	16	4	0	0	4	1	0	0	0	0	0	10	10	4.50	1.250										
Blaine Boyer, R (5,1) ERA: 1.5	2.0		8	3	1	1	1	0	0	0	0	0	0	15	16	9.00	2.500										
37 Steve Colyer, L (7,1) ERA: 5.14	2.0		11	5	2	2	2	0	0	0	0	0	0	8	16	18.00	5.000										
Will Startup, L (9,1) ERA: 9.0	1.0	S	8	3	2	2	1	2	0	0	0	0	0	8	16	18.00	5.000										

Atlanta Braves @ Cincinnati Reds
Ed Smith Stadium, Sarasota, FL
Sun Mar 18 2007, 1:05 PM EDT
Att: 7,082 - Sunny - 66 F

AB 40
R 5
H 15
RBI 5
BB 3
SO 8
LOB 21



Batter	1	2	3	4	5	6	7	8	9	AB	R	H	RBI	BB	SO	LOB	TOP			
28 Curtis Granderson, L (1.8) 73 Brandon Watson, L (7.8) OBP: 0.328, SLG: 0.500 OBP: 0.250, SLG: 0.222	G4-3		FC6-4		K		K		G6-4-3	4	0	0	0	0	2	4	TOP			
9 Carlos Guillen, S (1.6) 63 Brent Dlugach, R (6.6) OBP: 0.310, SLG: 0.361 OBP: 0.350, SLG: 0.474	G4-3		G4-3				K			3	0	0	0	0	1	1	TOP			
30 Magglio Ordonez, R (1.9) 68 Ryan Raburn, R (6.9) OBP: 0.395, SLG: 0.496 OBP: 0.409, SLG: 0.500	F9				1B		P2		P6	3	0	1	0	0	0	0	TOP			
Sean Casey, L (1.3) Jack Hannahan, L (6.3) OBP: 0.250, SLG: 0.324					F8		F9		F7	3	0	1	0	0	0	1	TOP			
67 Mike Hessman, R (1.5) Felix Heredia, L (8.1) OBP: 0.313, SLG: 0.448									K	4	1	1	0	0	2	2	TOP			
74 Timo Perez, L (1.7) OBP: 0.412, SLG: 0.600					G4-3					3	2	1	0	1	0	2	TOP			
39 Ramon Santiago, S (1.4) OBP: 0.357, SLG: 0.520										3	0	1	1	1	0	1	TOP			
72 Steve Torrealba, R (1.2) 70 Dane Sardinha, R (7.2) OBP: 0.300, SLG: 0.444 OBP: 0.182, SLG: 0.111					G6-3					2	0	1	1	0	0	0	TOP			
31 Zach Miner, R (1.1) Chad Durbin, R (4.1) David Espinosa, S (7.9) 48 Edward Campuzano, L (7.1) Ron Chiavacci, R (7.1) Nick McIntyre, S (8.9) OBP: 1.000, SLG: 1.000										0	0	0	0	1	0	0	TOP			
Inning Stats	R: 0 E: 0 K: 0 S: 3	H: 0 LOB: 0 BB: 0 P: 3	R: 0 E: 0 K: 0 S: 4	H: 1 LOB: 1 BB: 0 P: 4	R: 0 E: 1 K: 0 S: 3	H: 0 LOB: 1 BB: 1 P: 7	R: 0 E: 0 K: 1 S: 6	H: 1 LOB: 1 BB: 0 P: 6	R: 0 E: 0 K: 2 S: 8	H: 0 LOB: 0 BB: 0 P: 5	R: 2 E: 0 K: 1 S: 9	H: 5 LOB: 2 BB: 0 P: 9	R: 0 E: 0 K: 1 S: 5	H: 0 LOB: 0 BB: 0 P: 5	R: 1 E: 0 K: 1 S: 5	H: 1 LOB: 1 BB: 2 P: 13	1B: 7 2B: 2 3B: 0 HR: 0	SF: 1 SAC: 0 DP: 1 HBP: 0	WP: 0 PA: 37 PB: 0 CS: 0	
PITCHER	IP WLS BF H R ER SO BB IBB HBP BLK WP HR S P ERA WHIP	IP WLS BF H R ER SO BB IBB HBP BLK WP HR S P ERA WHIP	IP WLS BF H R ER SO BB IBB HBP BLK WP HR S P ERA WHIP	IP WLS BF H R ER SO BB IBB HBP BLK WP HR S P ERA WHIP	IP WLS BF H R ER SO BB IBB HBP BLK WP HR S P ERA WHIP	IP WLS BF H R ER SO BB IBB HBP BLK WP HR S P ERA WHIP	IP WLS BF H R ER SO BB IBB HBP BLK WP HR S P ERA WHIP	IP WLS BF H R ER SO BB IBB HBP BLK WP HR S P ERA WHIP	IP WLS BF H R ER SO BB IBB HBP BLK WP HR S P ERA WHIP	IP WLS BF H R ER SO BB IBB HBP BLK WP HR S P ERA WHIP	IP WLS BF H R ER SO BB IBB HBP BLK WP HR S P ERA WHIP	IP WLS BF H R ER SO BB IBB HBP BLK WP HR S P ERA WHIP	IP WLS BF H R ER SO BB IBB HBP BLK WP HR S P ERA WHIP	IP WLS BF H R ER SO BB IBB HBP BLK WP HR S P ERA WHIP	IP WLS BF H R ER SO BB IBB HBP BLK WP HR S P ERA WHIP	IP WLS BF H R ER SO BB IBB HBP BLK WP HR S P ERA WHIP	IP WLS BF H R ER SO BB IBB HBP BLK WP HR S P ERA WHIP	IP WLS BF H R ER SO BB IBB HBP BLK WP HR S P ERA WHIP	IP WLS BF H R ER SO BB IBB HBP BLK WP HR S P ERA WHIP	IP WLS BF H R ER SO BB IBB HBP BLK WP HR S P ERA WHIP

Detroit Tigers @ Atlanta Braves
Ballpark at Disney's Wide World of Sports, Lake Buena Vista,
Sun Mar 18 2007, 1:05 PM EDT
Att: 9,955 - Sunny - 61 F


AB 33
R 3
H 9
RBI 3
BB 3
SO 7
LOB 16



Batter	1	2	3	4	5	6	7	8	9	AB	R	H	RBI	BB	SO	LOB	BOTTOM			
Chris Woodward, R (1.4) Jonathan Schuerholz, R (6.4) OBP: 0.167, SLG: 0.167	F8				G3-1					3	0	0	0	0	1	1	BOTTOM			
11 Edgar Renteria, R (1.6) Oscar Villarreal, L (6.1) Willie Cabrera, R (7.9) 49 Macay McBride, L (8.1) 58 Peter Moylan, R (9.1) OBP: 0.378, SLG: 0.400	G6-3		G6-3							3	0	1	0	0	0	0	BOTTOM			
24 Martin Prado, R (1.5) OBP: 0.472, SLG: 0.531										3	0	2	0	1	0	1	BOTTOM			
Ryan Langerhans, L (1.8) OBP: 0.439, SLG: 0.595										4	1	1	0	0	1	4	BOTTOM			
16 Brian McCann, L (1.2) 63 Corky Miller, R (7.2) OBP: 0.324, SLG: 0.531 OBP: 0.267, SLG: 0.429										3	1	1	1	0	0	2	BOTTOM			
Craig Wilson, R (1.3) OBP: 0.314, SLG: 0.559										4	0	0	0	0	2	2	BOTTOM			
90 Brandon Jones, L (1.9) OBP: 0.545, SLG: 1.000										4	2	2	2	0	1	1	BOTTOM			
22 Willie Harris, L (1.7) OBP: 0.290, SLG: 0.286										4	0	0	0	0	0	2	BOTTOM			
15 Tim Hudson, R (1.1) Elvis Andrus, R (6.6) OBP: 0.250, SLG: 0.250										2	0	1	1	0	0	0	BOTTOM			
Inning Stats	R: 0 E: 0 K: 1 S: 6	H: 1 LOB: 1 BB: 0 P: 6	R: 2 E: 0 K: 2 S: 10	H: 3 LOB: 1 BB: 0 P: 10	R: 0 E: 0 K: 0 S: 4	H: 1 LOB: 1 BB: 0 P: 4	R: 0 E: 0 K: 0 S: 3	H: 0 LOB: 0 BB: 0 P: 3	R: 0 E: 0 K: 0 S: 4	H: 1 LOB: 1 BB: 0 P: 4	R: 2 E: 0 K: 0 S: 5	H: 2 LOB: 0 BB: 0 P: 5	R: 0 E: 0 K: 1 S: 5	H: 0 LOB: 2 BB: 2 P: 13	R: 0 E: 0 K: 2 S: 8	H: 1 LOB: 1 BB: 0 P: 8	1B: 5 2B: 2 3B: 0 HR: 2	SF: 0 SAC: 0 DP: 0 HBP: 0	WP: 1 PA: 35 PB: 0 CS: 0	
PITCHER	IP WLS BF H R ER SO BB IBB HBP BLK WP HR S P ERA WHIP	IP WLS BF H R ER SO BB IBB HBP BLK WP HR S P ERA WHIP	IP WLS BF H R ER SO BB IBB HBP BLK WP HR S P ERA WHIP	IP WLS BF H R ER SO BB IBB HBP BLK WP HR S P ERA WHIP	IP WLS BF H R ER SO BB IBB HBP BLK WP HR S P ERA WHIP	IP WLS BF H R ER SO BB IBB HBP BLK WP HR S P ERA WHIP	IP WLS BF H R ER SO BB IBB HBP BLK WP HR S P ERA WHIP	IP WLS BF H R ER SO BB IBB HBP BLK WP HR S P ERA WHIP	IP WLS BF H R ER SO BB IBB HBP BLK WP HR S P ERA WHIP	IP WLS BF H R ER SO BB IBB HBP BLK WP HR S P ERA WHIP	IP WLS BF H R ER SO BB IBB HBP BLK WP HR S P ERA WHIP	IP WLS BF H R ER SO BB IBB HBP BLK WP HR S P ERA WHIP	IP WLS BF H R ER SO BB IBB HBP BLK WP HR S P ERA WHIP	IP WLS BF H R ER SO BB IBB HBP BLK WP HR S P ERA WHIP	IP WLS BF H R ER SO BB IBB HBP BLK WP HR S P ERA WHIP	IP WLS BF H R ER SO BB IBB HBP BLK WP HR S P ERA WHIP	IP WLS BF H R ER SO BB IBB HBP BLK WP HR S P ERA WHIP	IP WLS BF H R ER SO BB IBB HBP BLK WP HR S P ERA WHIP	IP WLS BF H R ER SO BB IBB HBP BLK WP HR S P ERA WHIP	IP WLS BF H R ER SO BB IBB HBP BLK WP HR S P ERA WHIP

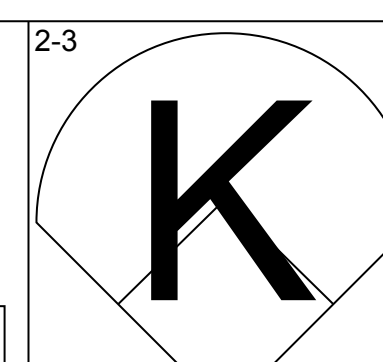
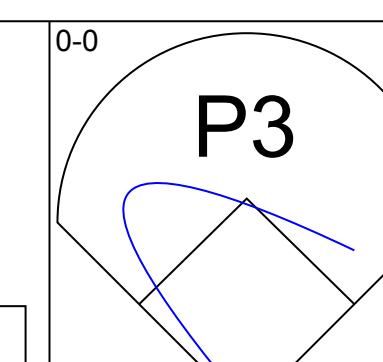
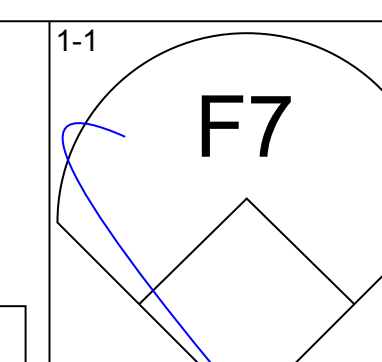
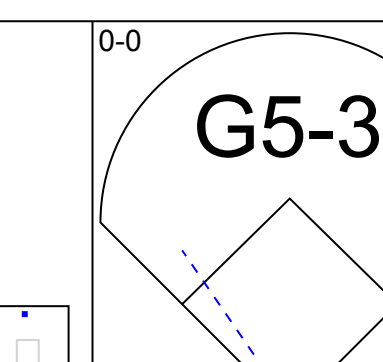
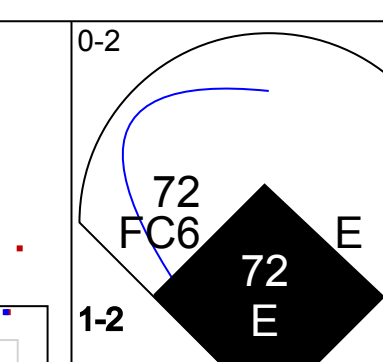
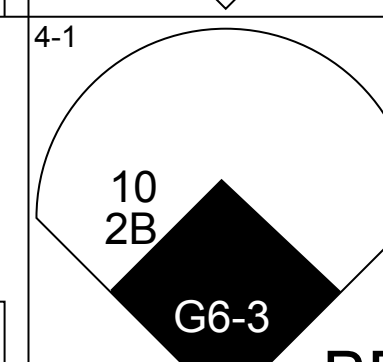
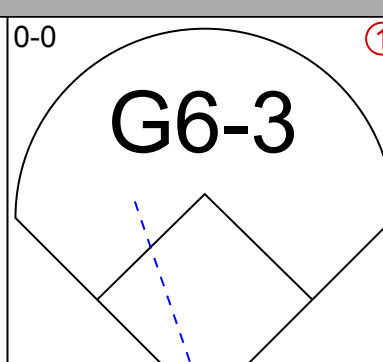
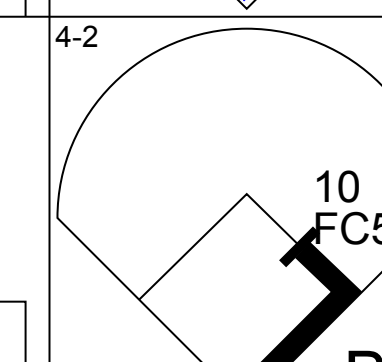
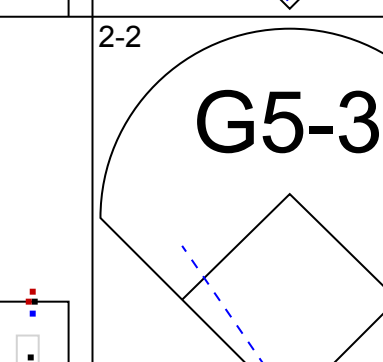
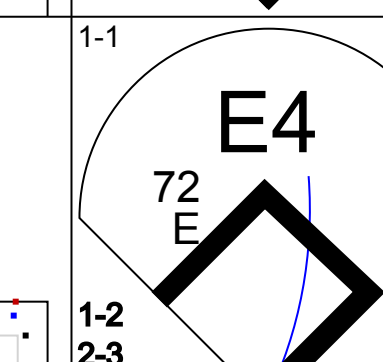
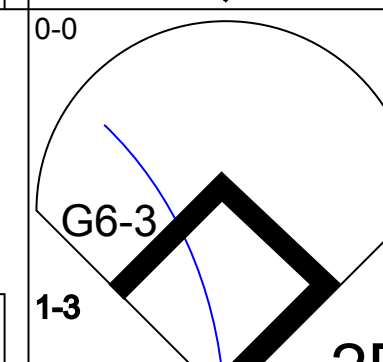
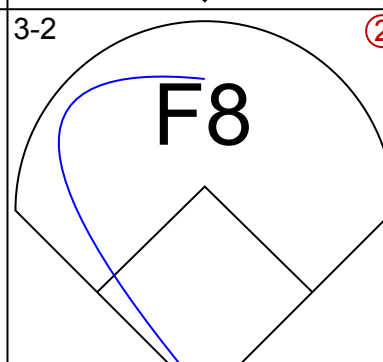
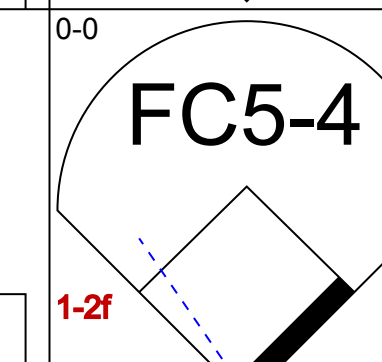
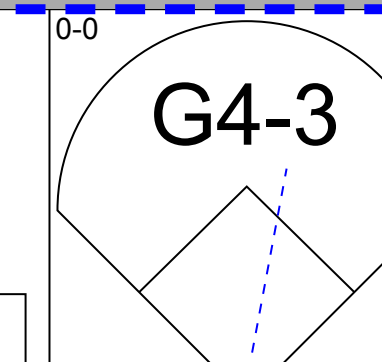
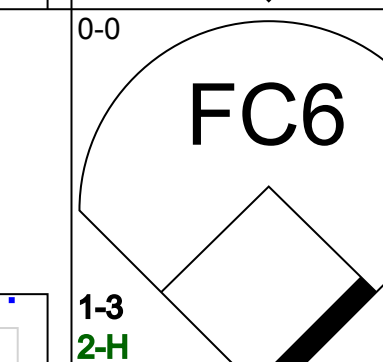
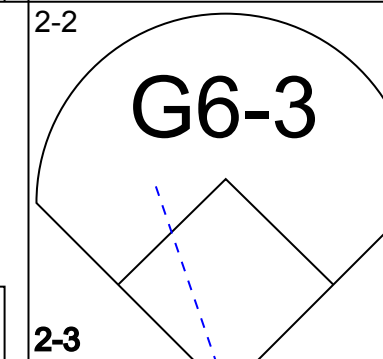
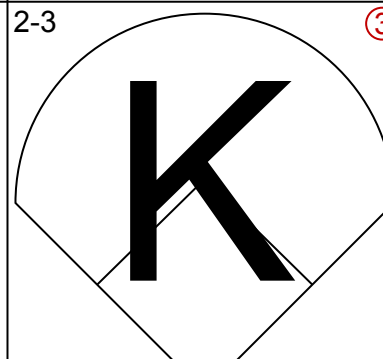
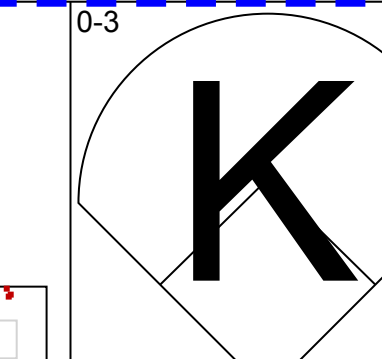
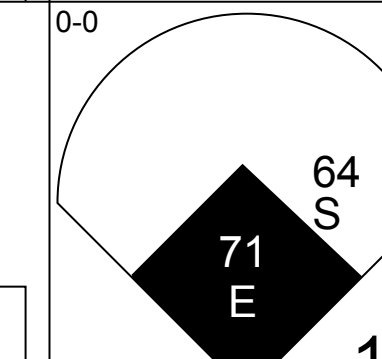
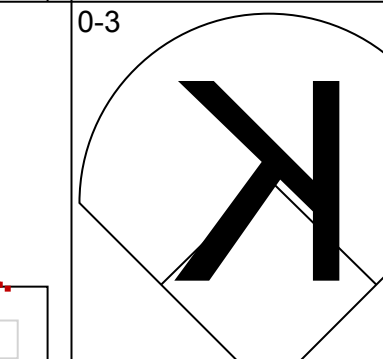
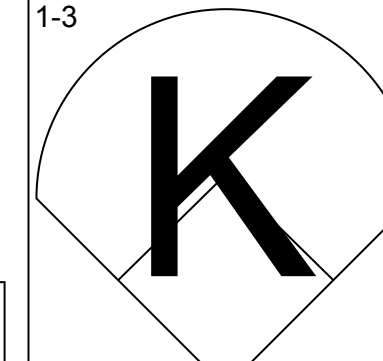
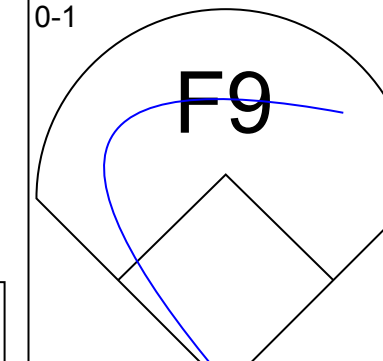
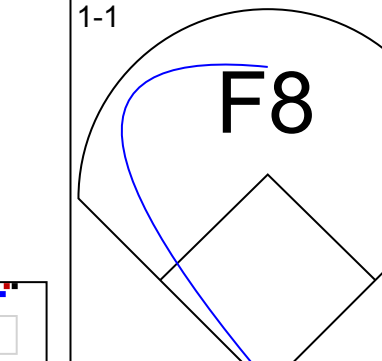
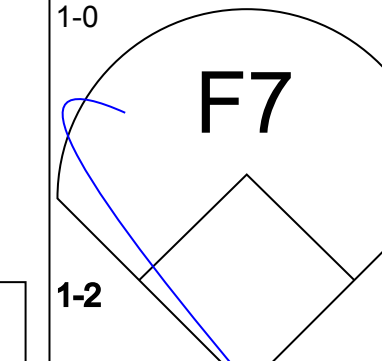
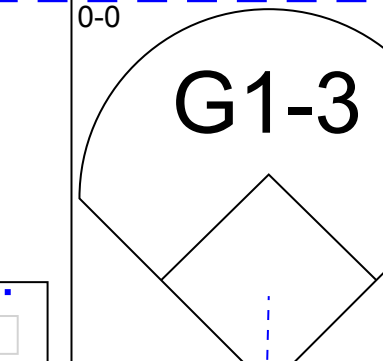
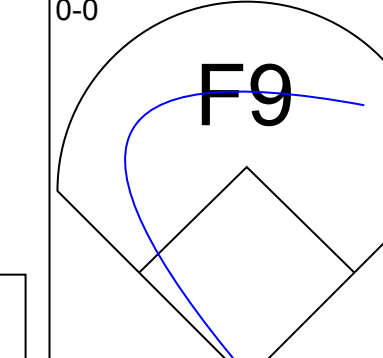
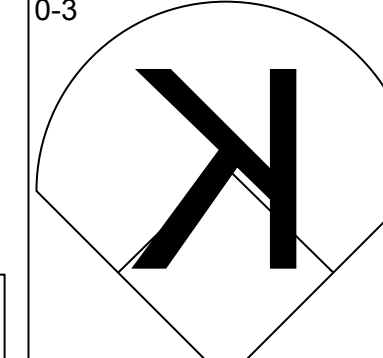
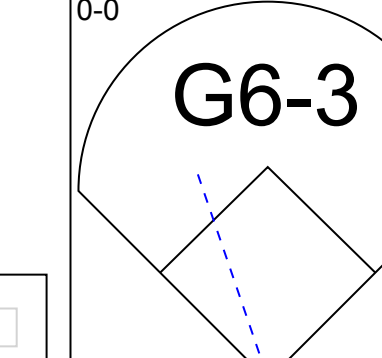
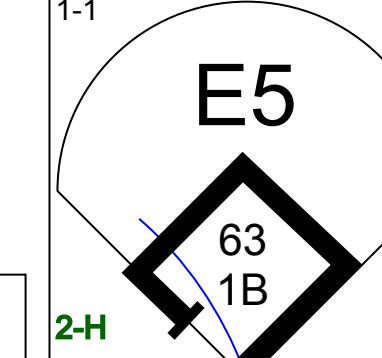
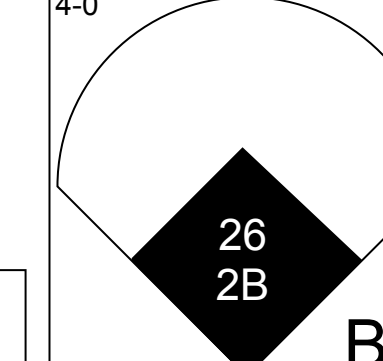
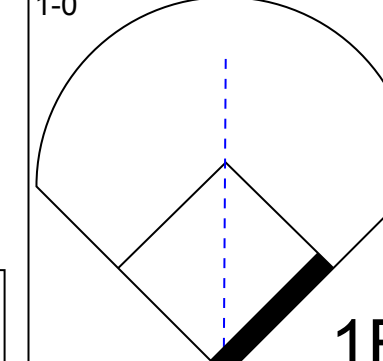
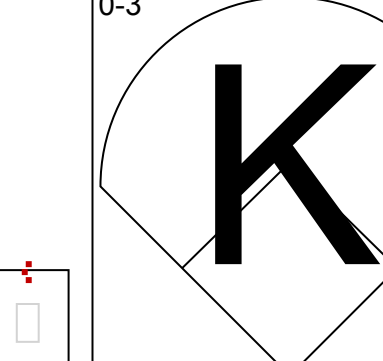
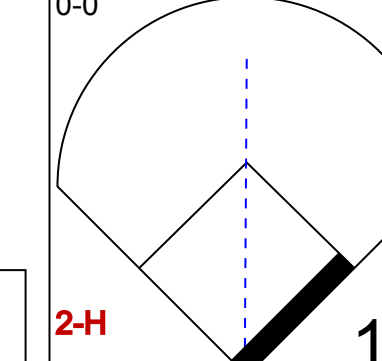
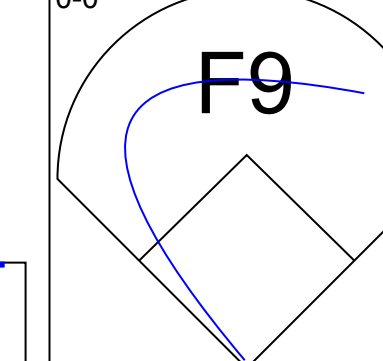
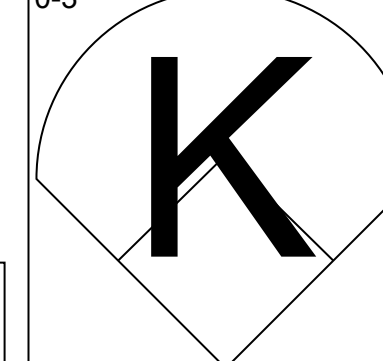
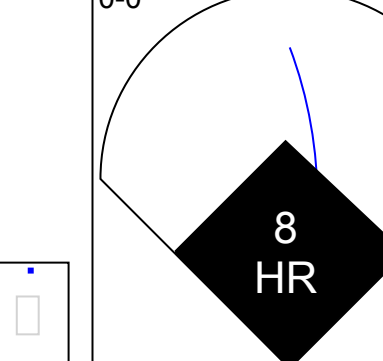
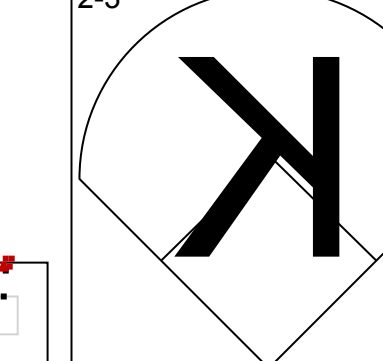
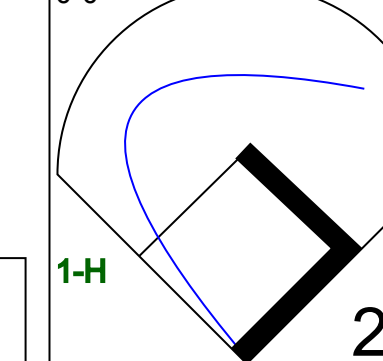
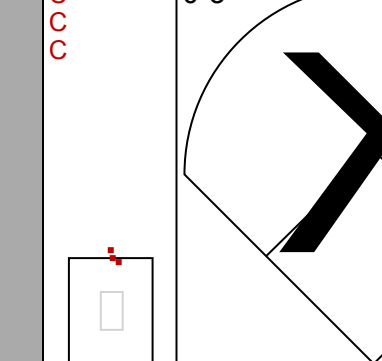
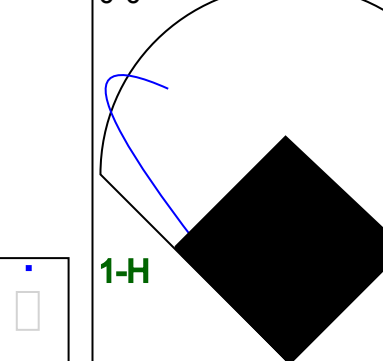
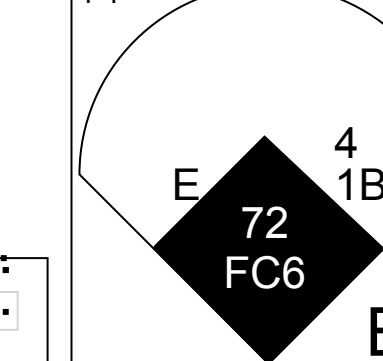

Detroit Tigers @ Atlanta Braves
Ballpark at Disney's Wide World of Sports, Lake Buena Vista,
Sun Mar 18 2007, 1:05 PM EDT
Att: 9,955 - Sunny - 61 F

AB 33
R 4
H 9
RBI 4
BB 2
SO 6
LOB 14



Batter	1	2	3	4	5	6	7	8	9	AB	R	H	RBI	BB	SO	LOB	TOP																	
24 Grady Sizemore, L OBP: 0.179, SLG: 0.306 62 Trevor Crowe, S OBP: 0.323, SLG: 0.296	G3	F8			F7			P4		3	0	0	0	0	0	4	Cleveland Indians @ Atlanta Braves Ballpark at Disney's Wide World of Sports, Lake Buena Vista, Mon Mar 19 2007, 1:05 PM EDT Att: 9,110 - Sunny - 70 F																	
Trot Nixon, L OBP: 0.383, SLG: 0.333 17 Shin-Soo Choo, L OBP: 0.310, SLG: 0.200	K		1B		BB			K		2	0	1	0	1	1	0																		
48 Travis Hafner, L OBP: 0.300, SLG: 0.257 25 Ryan Garko, R OBP: 0.286, SLG: 0.405	1B		G3-6-3		F7			G6-3		3	0	1	0	0	0	3																		
41 Victor Martinez, S OBP: 0.387, SLG: 0.759 23 Mike Rose, S OBP: 0.316, SLG: 0.500	FC5-4		F8		F8			K2-3		3	0	0	0	0	0	1																		
Casey Blake, R OBP: 0.290, SLG: 0.567 16 Keith Ginter, R OBP: 0.538, SLG: 0.500		2B			P4			G5-3		3	0	1	0	0	1	0																		
20 David Dellucci, L OBP: 0.444, SLG: 0.667 46 Aaron Fultz, L OBP: 0.310, SLG: 0.154		HBP			P6			K		2	0	0	0	0	0	0																		
2 Jhonny Peralla, R OBP: 0.324, SLG: 0.344		BB			F8			K		2	0	0	0	1	1	0																		
29 Josh Barfield, R OBP: 0.429, SLG: 0.406 11 Luis Rivas, R OBP: 0.250, SLG: 0.345		BB			1B			G5-3		2	0	1	0	1	0	0																		
72 Adam Miller, R OBP: 0.394, SLG: 0.733					SH2-3			K		1	0	0	0	0	1	3																		
										1	0	0	0	0	1	0																		
Inning Stats	R: 0 E: 0 K: 1 S: 7	H: 1 LOB: 1 BB: 0 P: 7	R: 0 E: 0 K: 1 S: 5	H: 1 LOB: 3 BB: 2 P: 14	R: 0 E: 0 K: 0 S: 3	H: 1 LOB: 0 BB: 0 P: 3	R: 0 E: 0 K: 0 S: 3	H: 0 LOB: 0 BB: 0 P: 3	R: 0 E: 0 K: 0 S: 4	H: 1 LOB: 2 BB: 1 P: 8	R: 0 E: 0 K: 1 S: 5	H: 0 LOB: 0 BB: 0 P: 5	R: 0 E: 0 K: 1 S: 7	H: 0 LOB: 0 BB: 0 P: 7	R: 0 E: 0 K: 2 S: 5	H: 0 LOB: 0 BB: 0 P: 5		R: 0 E: 0 K: 2 S: 7	H: 0 LOB: 0 BB: 0 P: 7	1B: 3 2B: 1 3B: 0 HR: 0	SF: 0 SAC: 1 DP: 1 HBP: 1	WP: 0 PB: 0 SB: 0 CS: 0	PA: 33											
PITCHER	IP WLS BF H R ER SO BB IBB HBP BLK WP HR S P ERA WHIP																																	
36 Chuck James, L ERA: 2.57	5.0		21	4	0	0	2	3	0	1	0	0	0	0	22	35	0.00	1.400																
28 Bob Wickman, R ERA: 2.57	1.0	W	3	0	0	0	1	0	0	0	0	0	0	5	5	0.00	0.000																	
39 Rafael Soriano, R ERA: 1.8	1.0	H	3	0	0	0	2	0	0	0	0	0	0	7	7	0.00	0.000																	
51 Michael Gonzalez, L ERA: 9.0	1.0		3	0	0	0	1	0	0	0	0	0	0	5	5	0.00	0.000																	
54 Chad Paronto, R ERA:	1.0		3	0	0	0	2	0	0	0	0	0	0	7	7	0.00	0.000																	

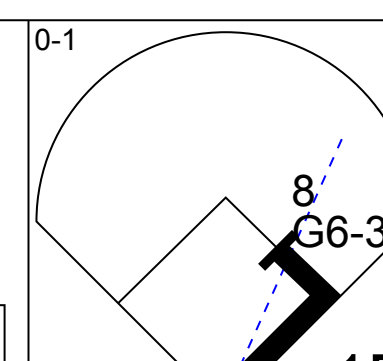
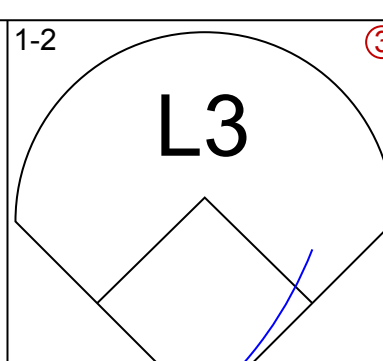
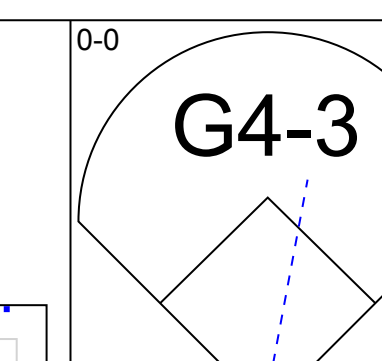
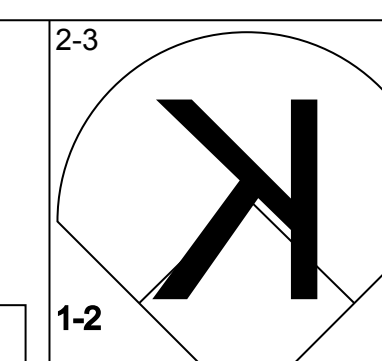
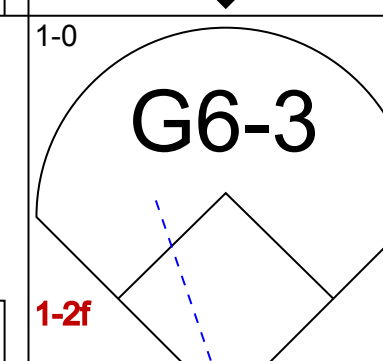
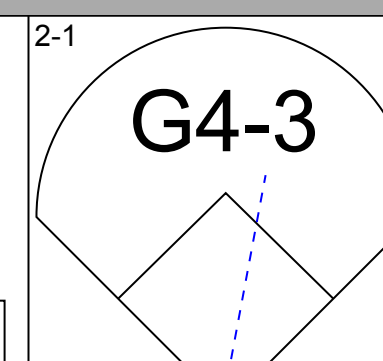
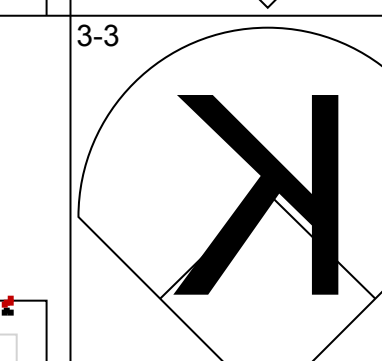
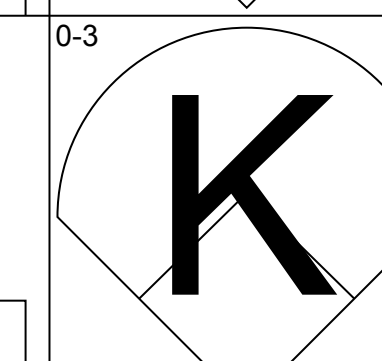
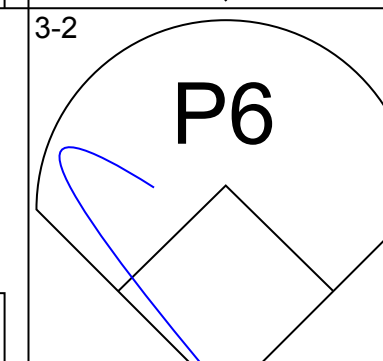
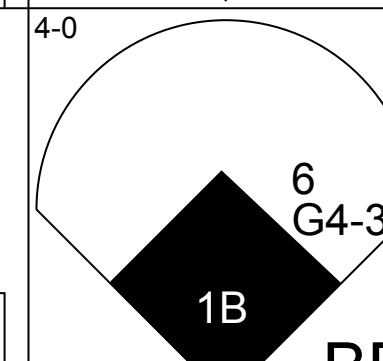
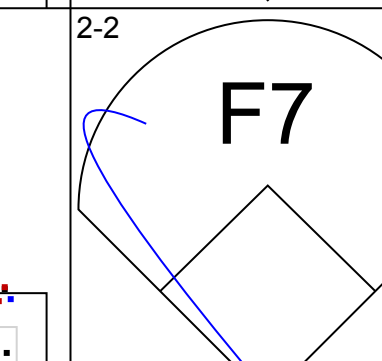
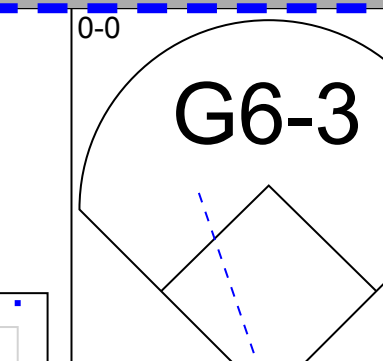
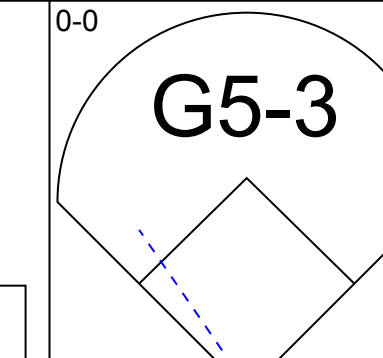
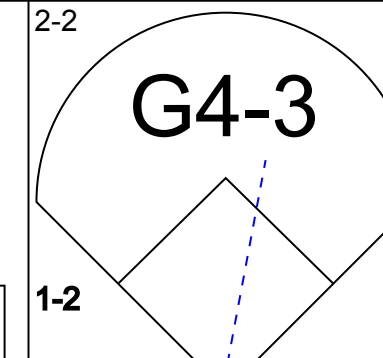


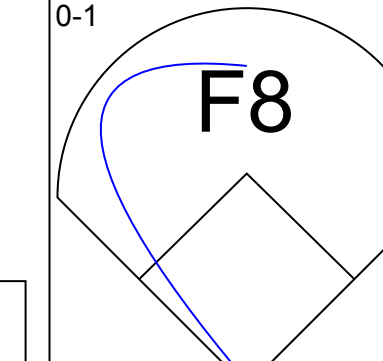
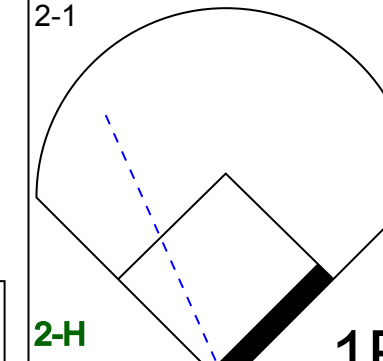


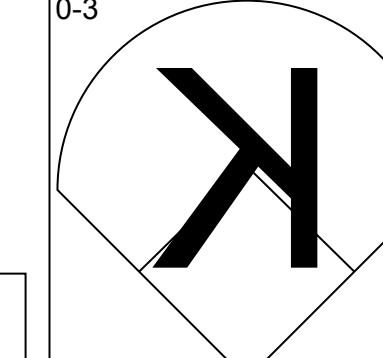
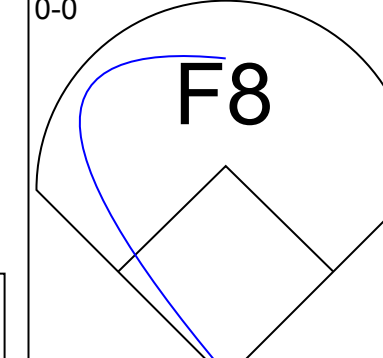


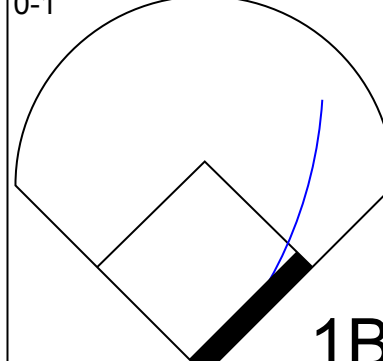
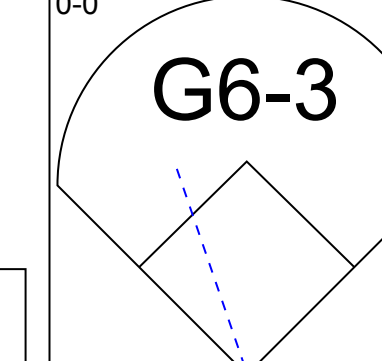
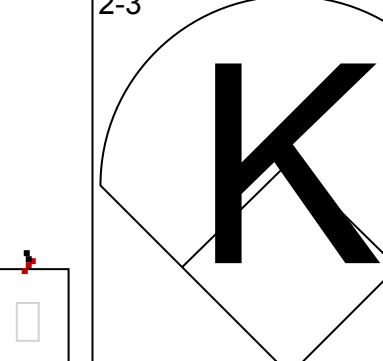
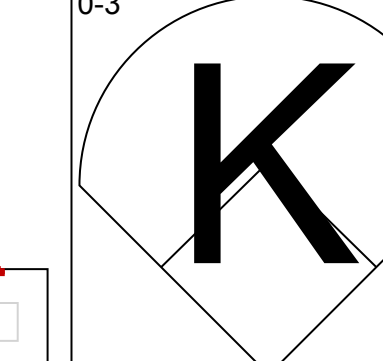
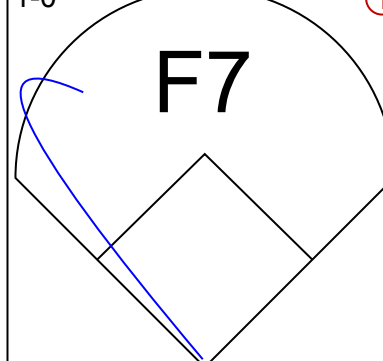
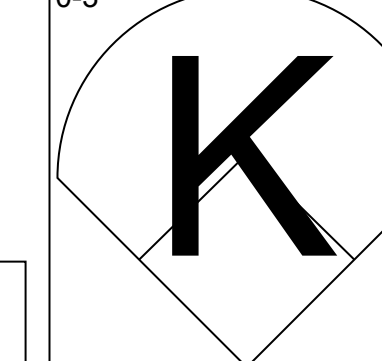
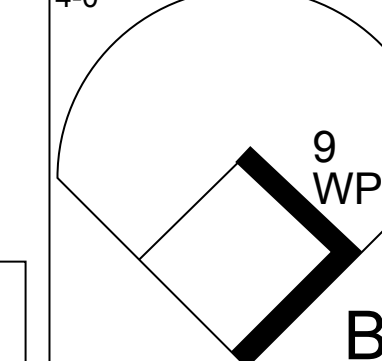
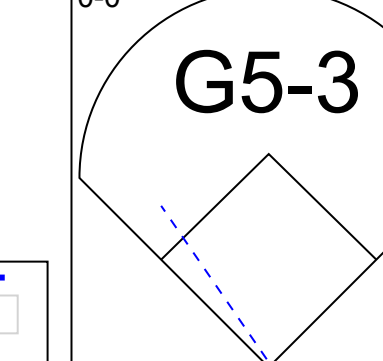

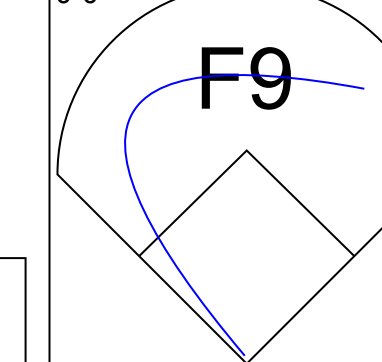
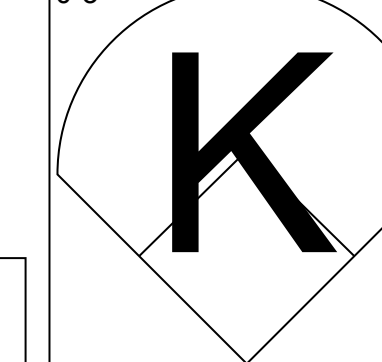
Batter	1	2	3	4	5	6	7	8	9	AB	R	H	RBI	BB	SO	LOB	BOTTOM																	
2 Kelly Johnson, L OBP: 0.281, SLG: 0.442 39 Rafael Soriano, R ERA: 2.57	1B		K		FC6-4		G5-4-3			3	0	1	0	0	1	3	Cleveland Indians @ Atlanta Braves Ballpark at Disney's Wide World of Sports, Lake Buena Vista, Mon Mar 19 2007, 1:05 PM EDT Att: 9,110 - Sunny - 70 F																	
23 Matt Diaz, R OBP: 0.231, SLG: 0.263 51 Michael Gonzalez, L ERA: 9.0 54 Chad Paronto, R ERA:					1B					0	0	0	0	0	0	0																		
11 Edgar Renteria, R OBP: 0.399, SLG: 0.375 Tony Pena Jr., R OBP: 0.314, SLG: 0.400	F8				K		K			2	0	0	0	0	1	1																		
16 Brian McCann, L OBP: 0.324, SLG: 0.571 Jonathan Schuerholz, R OBP: 0.314, SLG: 0.400	F7				F8		1B			3	0	1	1	0	0	1																		
7 Jeff Francoeur, R OBP: 0.386, SLG: 0.634 64 Doug Clark, L OBP: 0.697, SLG: 0.750	G6-3				G4-3		2B			2	2	2	1	0	0	0																		
20 Scott Thorman, L OBP: 0.308, SLG: 0.408	G3-1				G3-1		1B			4	1	2	3	0	0	0																		
Craig Wilson, R OBP: 0.324, SLG: 0.556 90 Brandon Jones, L OBP: 0.462, SLG: 0.818	F8				1B		K			2	0	1	0	0	0	0																		
72 Yunel Escobar, R OBP: 0.447, SLG: 0.514	K				1B		G1-3			4	0	1	0	0	1	1																		
22 Willie Harris, L OBP: 0.324, SLG: 0.333					F7		2B			2	1	1	0	1	0	0																		
36 Chuck James, L OBP: 0.167, SLG: 0.167 28 Bob Wickman, R ERA: 7.27 8 Brayan Peña, S OBP: 0.292, SLG: 0.333	G1-3				1B		K			2	0	0	0	0	1	3																		
										0	0	0	0	0	0	0																		
										1	0	1	1	0	0	0																		
Inning Stats	R: 0 E: 0 K: 0 S: 4	H: 1 LOB: 1 BB: 0 P: 4	R: 0 E: 0 K: 1 S: 5	H: 0 LOB: 0 BB: 0 P: 5	R: 0 E: 0 K: 1 S: 5	H: 0 LOB: 0 BB: 0 P: 5	R: 0 E: 0 K: 1 S: 5	H: 0 LOB: 0 BB: 0 P: 5	R: 0 E: 0 K: 1 S: 7	H: 2 LOB: 3 BB: 1 P: 11	R: 3 E: 0 K: 1 S: 8	H: 4 LOB: 1 BB: 0 P: 8	R: 1 E: 0 K: 1 S: 6	H: 2 LOB: 0 BB: 0 P: 6	R: 2 E: 0 K: 2 S: 9	H: 2 LOB: 2 BB: 0 P: 9	1B: 7 2B: 2 3B: 1 HR: 1	SF: 0 SAC: 0 DP: 1 HBP: 0	WP: 0 PB: 0 SB: 0 CS: 0	PA: 34														
PITCHER	IP WLS BF H R ER SO BB IBB HBP BLK WP HR S P ERA WHIP																																	
72 Adam Miller, R ERA: 7.88	1.0		5	2	2	2	2	0	0	0	0	0	0	1	9	9	18.00	2.000																
46 Aaron Fultz, L ERA: 7.27	2.0	L	10	6	4	4	2	0	0	0	0	0	0	14	14	18.00	3.000																	
63 Rafael Betancourt, R ERA: 7.88	1.0		5	2	2	2	2	0	0	0	0	0	0	1	9	9	18.00	2.000																

Batter	1	2	3	4	5	6	7	8	9	AB	R	H	RBI	BB	SO	LOB	TOP				
24 Martin Prado, R (1,4) OBP: 0.438, SLG: 0.514 4 Pete Orr, L (5,4) OBP: 0.441, SLG: 0.452										3	0	0	0	0	1	1					
11 Edgar Renteria, R (1,6) OBP: 0.378, SLG: 0.361 Chris Woodward, R (5,6) OBP: 0.214, SLG: 0.286										1	1	0	0	2	0	0					
10 Chipper Jones, S (1,5) OBP: 0.371, SLG: 0.484 72 Yunel Escobar, R (5,5) OBP: 0.415, SLG: 0.474										3	0	1	0	0	0	1					
Andrew Jones, R (1,8) OBP: 0.413, SLG: 0.444 22 Willie Harris, L (6,8) OBP: 0.324, SLG: 0.333										3	0	0	1	0	2	1					
7 Jeff Francoeur, R (1,9) OBP: 0.340, SLG: 0.560 64 Doug Clark, L (6,9) OBP: 0.550, SLG: 0.579										3	0	0	0	0	1	1					
Craig Wilson, R (1,3) OBP: 0.285, SLG: 0.435 71 Carlos Mendez, R (6,3) OBP: 0.364, SLG: 0.545										3	0	0	0	0	1	0					
63 Corky Miller, R (1,2) OBP: 0.364, SLG: 0.421										3	1	2	0	1	1	0					
23 Matt Diaz, R (1,7) OBP: 0.227, SLG: 0.256 27 T.J. Bohn, R (7,9) OBP: 0.316, SLG: 0.242										3	1	1	0	0	1	2					
26 Kyle Davies, R (1,1) OBP: 0.200, SLG: 0.267 8 Brynna Perla, S (7,PH) OBP: 0.377, SLG: 0.444 51 Michael Gonzalez, R (7,1) OBP: 0.364, SLG: 0.444 37 Steve Colyer, L (8,1) OBP: 0.364, SLG: 0.444 2 Kelly Johnson, L (9,PH) OBP: 0.364, SLG: 0.444 54 Chad Paronto, R (9,1) OBP: 0.364, SLG: 0.444										2	0	1	1	0	1	0					
Inning Stats	R: 1 E: 0 K: 2 S: 12	H: 1 LOB: 1 BB: 1 P: 21	R: 1 E: 0 K: 0 S: 4	H: 1 LOB: 1 BB: 1 P: 8	R: 0 E: 0 K: 1 S: 7	H: 0 LOB: 0 BB: 0 P: 12	R: 0 E: 0 K: 2 S: 10	H: 1 LOB: 1 BB: 0 P: 11	R: 0 E: 0 K: 1 S: 8	H: 0 LOB: 1 BB: 1 P: 13	R: 0 E: 0 K: 1 S: 6	H: 0 LOB: 0 BB: 0 P: 7	R: 2 E: 0 K: 1 S: 9	H: 2 LOB: 0 BB: 0 P: 11	R: 1 E: 1 K: 0 S: 6	H: 2 LOB: 2 BB: 1 P: 8	R: 2 E: 2 K: 2 S: 17	H: 1 LOB: 2 BB: 1 P: 24	1B: 5 2B: 2 3B: 0 HR: 1	SF: 0 SAC: 0 DP: 0 HBP: 0	WP: 0 PA: 41 PB: 0 SB: 1 CS: 0
PITCHER	IP WLS BF H R ER SO BB IBB HBP BLK WP HR S P ERA WHIP	5.0 L 21 3 0 2 2 6 3 0 0 0 0 0 0 41 65 3.60 1.200	1.0 3 0 0 0 1 0 0 0 0 0 0 1 9 11 18.00 2.000	1.0 5 2 2 2 1 0 0 0 0 0 0 6 8 0.00 2.000	0.2 6 1 2 0 2 1 0 0 0 0 0 0 16 23 0.00 3.000	PITCHER Brett Harker, R (9,1) ERA: 0.1 IP: 0.1 WLS: 1 BF: 1 H: 0 R: 0 ER: 0 SO: 0 BB: 0 IBB: 0 HBP: 0 BLK: 0 WP: 0 HR: 0 S: 1 P: 1 ERA: 0.00 WHIP: 0.000															

Atlanta Braves @ Philadelphia Phillies
Bright House Networks Field, Clearwater, FL
Fri Mar 23 2007, 1:05 PM EDT
Att: 9,344 - Sunny - 77 F

AB 37
R 7
H 8
RBI 5
BB 4
SO 10
LOB 14



Batter	1	2	3	4	5	6	7	8	9	AB	R	H	RBI	BB	SO	LOB	BOTTOM				
11 Jimmy Rollins, S (1,6) OBP: 0.455, SLG: 0.356 9 Michael Bourn, L (7,8) OBP: 0.365, SLG: 0.447										3	0	1	0	0	0	1					
8 Shane Victorino, S (1,8) OBP: 0.419, SLG: 0.534 Abraham Nunez, S (7,6) OBP: 0.389, SLG: 0.318										3	0	0	0	0	1	1					
26 Chase Utley, L (1,4) OBP: 0.411, SLG: 0.660 73 Brent Abernathy, R (7,4) OBP: 0.314, SLG: 0.313										2	1	0	0	1	0	0					
6 Ryan Howard, L (1,3) OBP: 0.333, SLG: 0.435 78 Brennan King, R (8,5) OBP: 0.378, SLG: 0.471										3	0	0	0	0	1	1					
Pat Burrell, R (1,7) OBP: 0.313, SLG: 0.425 60 Ronald Colloway, L (8,7) OBP: 0.423, SLG: 0.680										3	0	1	1	0	0	0					
Wes Helms, R (1,5) OBP: 0.383, SLG: 0.542 Antonio Alfonseca, R (8,1) OBP: 0.364, SLG: 0.444 45 Tom Gordon, R (9,1) OBP: 0.364, SLG: 0.444 Brett Harker, R (9,1) OBP: 0.364, SLG: 0.444 19 Greg Dobbs, L (9,PH) OBP: 0.440, SLG: 0.721										3	0	1	0	0	1	1					
Karim Garcia, L (1,9) OBP: 0.358, SLG: 0.412										4	0	1	0	0	2	1					
2 Rod Barajas, R (1,2) OBP: 0.344, SLG: 0.467 63 Ryan Madson, L (6,1) OBP: 0.364, SLG: 0.444 40 Matt Smith, L (7,1) OBP: 0.364, SLG: 0.444 28 Jayson Werth, R (8,9) OBP: 0.385, SLG: 0.344										2	0	0	0	0	1	1					
66 J.A. Happ, L (1,1) OBP: 0.250, SLG: 0.200										1	0	0	0	0	1	1					
Inning Stats	R: 0 E: 0 K: 0 S: 7	H: 1 LOB: 0 BB: 0 P: 11	R: 0 E: 0 K: 1 S: 6	H: 0 LOB: 0 BB: 0 P: 6	R: 0 E: 0 K: 1 S: 9	H: 1 LOB: 1 BB: 0 P: 13	R: 1 E: 0 K: 0 S: 8	H: 1 LOB: 1 BB: 1 P: 18	R: 0 E: 0 K: 1 S: 5	H: 0 LOB: 0 BB: 0 P: 5	R: 0 E: 0 K: 1 S: 8	H: 0 LOB: 0 BB: 0 P: 13	R: 0 E: 0 K: 2 S: 8	H: 1 LOB: 1 BB: 0 P: 12	R: 0 E: 0 K: 3 S: 9	H: 0 LOB: 1 BB: 1 P: 15	R: 3 E: 0 K: 1 S: 8	H: 3 LOB: 0 BB: 0 P: 8	1B: 6 2B: 0 3B: 0 HR: 1	SF: 0 SAC: 0 DP: 1 HBP: 0	WP: 1 PA: 35 PB: 0 SB: 0 CS: 0
PITCHER	IP WLS BF H R ER SO BB IBB HBP BLK WP HR S P ERA WHIP	6.0 W 21 3 1 1 4 1 0 0 0 0 0 0 8 12 1.50 0.667	1.0 H 4 1 0 0 2 0 0 0 0 0 0 0 8 12 0.00 1.000	1.0 4 0 0 0 3 1 0 0 0 0 1 0 9 15 0.00 1.000	1.0 6 3 3 3 1 0 0 0 0 0 0 1 8 8 27.00 3.000	PITCHER IP: 6.0 WLS: 1 BF: 1 H: 0 R: 0 ER: 0 SO: 0 BB: 0 IBB: 0 HBP: 0 BLK: 0 WP: 0 HR: 0 S: 1 P: 1 ERA: 1.50 WHIP: 0.667															

Atlanta Braves @ Philadelphia Phillies
Bright House Networks Field, Clearwater, FL
Fri Mar 23 2007, 1:05 PM EDT
Att: 9,344 - Sunny - 77 F

AB 33
R 4
H 7
RBI 4
BB 2
SO 10
LOB 10



Batter	1	2	3	4	5	6	7	8	9	AB	R	H	RBI	BB	SO	LOB	TOP																
22 Willie Harris, L OBP: 0.341, SLG: 0.351										4	1	2	0	0	0	0	Atlanta Braves @ Cleveland Indians Chain of Lakes Park, Winter Haven, FL Sat Mar 24 2007, 1:05 PM EDT Att: 5,966 - Partly Cloudy - 81 F																
23 Matt Diaz, R OBP: 0.250, SLG: 0.277										4	1	2	0	0	0	1																	
10 Chipper Jones, S OBP: 0.395, SLG: 0.588										3	1	2	2	0	0	1																	
24 Martin Prado, R OBP: 0.428, SLG: 0.500										1	0	0	0	0	0	0																	
Andruw Jones, R OBP: 0.408, SLG: 0.421										2	0	0	0	1	1	1																	
90 Brandon Jones, L OBP: 0.429, SLG: 0.750										1	0	0	0	0	0	0																	
8 Brayan Peña, S OBP: 0.323, SLG: 0.433										3	0	1	0	0	0	2																	
67 Iker Franco, R OBP: 0.286, SLG: 0.429										1	0	0	0	0	0	0																	
Craig Wilson, R OBP: 0.240, SLG: 0.408										3	0	0	0	0	2	2																	
71 Carlos Mendez, R OBP: 0.364, SLG: 0.545										0	0	0	0	0	0	0																	
Chris Woodward, R OBP: 0.176, SLG: 0.235										3	0	0	0	0	0	0	AB 31 R 3 H 8 RBI 2 BB 1 SO 6 LOB 7																
Jonathan Schuerholz, R										0	0	0	0	0	0	0																	
Ryan Langerhans, L OBP: 0.404, SLG: 0.535										3	0	0	0	0	2	0																	
Jordan Schafer, L OBP: 0.500, SLG: 0.500										0	0	0	0	0	0	0																	
4 Pete Orr, L OBP: 0.432, SLG: 0.441										3	0	1	0	0	1	0																	
Inning Stats	R: 2 E: 0 K: 0 S: 5	H: 3 LOB: 1 BB: 1 P: 9	R: 0 E: 0 K: 0 S: 7	H: 0 LOB: 0 BB: 0 P: 7	R: 1 E: 0 K: 0 S: 4	H: 1 LOB: 0 BB: 0 P: 4	R: 0 E: 0 K: 1 S: 5	H: 0 LOB: 0 BB: 0 P: 5	R: 0 E: 0 K: 1 S: 5	H: 1 LOB: 1 BB: 0 P: 5	R: 0 E: 0 K: 1 S: 5	H: 1 LOB: 0 BB: 0 P: 5	R: 0 E: 0 K: 0 S: 5	H: 2 LOB: 1 BB: 0 P: 5	R: 0 E: 0 K: 0 S: 3	H: 0 LOB: 0 BB: 0 P: 3	1B: 7 2B: 1 3B: 0 HR: 1	SF: 0 SAC: 0 DP: 2 HBP: 0	WP: 0 PB: 0 SB: 0 CS: 3	PA: 32													
PITCHER	IP WLS BF H R ER SO BB IBB HBP BLK WP HR S P ERA WHIP																																
40 Tom Mastny, R ERA: 1.5	2.0	9	3	2	2	2	1	0	0	0	0	0	0	12	16	9.00	2.000																
Fernando Cabrera, R ERA: 4.5	3.0	10	1	1	1	2	0	0	0	0	0	1	14	14	3.00	0.333																	
58 Juan Lara, L ERA: 0.79	3.0	10	4	0	0	2	0	0	0	0	0	0	15	15	0.00	1.333																	
90 Sean Smith, R ERA:	1.0	3	0	0	0	0	0	0	0	0	0	0	3	3	0.00	0.000																	

Batter	1	2	3	4	5	6	7	8	9	AB	R	H	RBI	BB	SO	LOB	BOTTOM																
29 Josh Barfield, R OBP: 0.386, SLG: 0.350										3	2	1	0	1	0	0	Atlanta Braves @ Cleveland Indians Chain of Lakes Park, Winter Haven, FL Sat Mar 24 2007, 1:05 PM EDT Att: 5,966 - Partly Cloudy - 81 F																
11 Luis Rivas, R OBP: 0.216, SLG: 0.294										0	0	0	0	0	0	0																	
Trot Nixon, L OBP: 0.345, SLG: 0.217										3	1	0	0	1	0	1																	
48 Travis Hafner, L OBP: 0.354, SLG: 0.317										3	0	1	0	0	0	3																	
23 Mike Rose, S OBP: 0.292, SLG: 0.458										1	0	0	0	0	0	0																	
25 Ryan Garko, R OBP: 0.296, SLG: 0.444										4	1	2	3	0	0	1																	
20 David Dellucci, L OBP: 0.419, SLG: 0.667										3	0	0	0	1	1	1																	
2 Johnny Peralta, R OBP: 0.302, SLG: 0.325										3	0	0	1	0	0	0																	
30 Andy Marte, R OBP: 0.327, SLG: 0.455										3	0	2	0	0	1	2																	
65 Ben Francisco, R OBP: 0.341, SLG: 0.605										3	0	0	0	0	1	2																	
10 Kelly Shoppach, R OBP: 0.233, SLG: 0.286										3	0	0	0	0	0	2																	
Inning Stats	R: 2 E: 0 K: 1 S: 7	H: 2 LOB: 2 BB: 2 P: 15	R: 0 E: 0 K: 0 S: 3	H: 0 LOB: 0 BB: 0 P: 3	R: 0 E: 0 K: 0 S: 4	H: 1 LOB: 1 BB: 0 P: 5	R: 0 E: 0 K: 0 S: 4	H: 1 LOB: 0 BB: 0 P: 4	R: 2 E: 0 K: 0 S: 4	H: 1 LOB: 1 BB: 1 P: 8	R: 0 E: 0 K: 1 S: 6	H: 1 LOB: 0 BB: 0 P: 6	R: 0 E: 0 K: 0 S: 3	H: 0 LOB: 0 BB: 0 P: 3	R: 0 E: 0 K: 1 S: 5	H: 0 LOB: 0 BB: 0 P: 5	1B: 4 2B: 1 3B: 0 HR: 1	SF: 1 SAC: 0 DP: 0 HBP: 0	WP: 3 PB: 0 SB: 0 CS: 0	PA: 33													
PITCHER	IP WLS BF H R ER SO BB IBB HBP BLK WP HR S P ERA WHIP																																
65 Buddy Carlyle, R ERA: 1.29	4.0	18	4	2	2	1	2	0	0	0	0	0	1	4	8	18.00	2.000																
Tyler Yates, R ERA: 5.63	1.0	5	1	2	2	0	1	0	0	0	0	0	6	6	0.00	1.000																	
54 Chad Paronto, R ERA: 2.79	1.0	4	1	0	0	1	0	0	0	0	0	0	3	3	0.00	0.000																	
Blaine Boyer, R ERA: 1.29	1.0	3	0	0	0	0	0	0	0	0	0	0	5	5	0.00	0.000																	
58 Peter Moylan, R ERA: 3.38	1.0	3	0	0	0	1	0	0	0	0	0	0	5	5	0.00	0.000																	

Batter	1	2	3	4	5	6	7	8	9	AB	R	H	RBI	BB	SO	LOB	TOP								
2 Kelly Johnson, L (1,4) J.C. Holt, L (7,4)	4-1 11 2B BB		4-0 11 E BB		0-0 1-2 1B		0-0 3-H 2B		0-0 G4-3	2	2	0	2	1	2	0	0	0							
11 Edgar Renteria, R (1,10) 68 Jarrod Saltalamacchia, R (6,PH) OBP: 0.364, SLG: 0.400	0-0 1-3 2B		0-0 FC5 72 G5-4-3		0-0 F7				0-0 72 2B 1B	3	0	1	0	0	0	0	3	2							
72 Yunel Escobar, R (1,6) OBP: 0.413, SLG: 0.488	0-0 F8		0-0 G5-4-3 1-2		0-0 G1-3				0-0 63 2B 1B	5	1	2	0	0	0	6									
7 Jeff Francoeur, R (1,9) 91 Bill McCarthy, R (6,9) OBP: 0.417, SLG: 0.455	0-0 P3			0-0 G3					0-0 63 2B 27 SF7 1B	3	0	0	0	0	0	2									
16 Brian McCann, L (1,2) 63 Corky Miller, R (6,2) OBP: 0.375, SLG: 0.476	0-3 K			0-0 G3					0-0 1-3 2-H 2B	3	0	0	0	0	1	2									
27 T.J. Bohm, R (1,8) OBP: 0.310, SLG: 0.278		0-0 G4-3		0-0 2B					0-0 SF7	3	0	1	1	0	0	0									
20 Scott Thorman, L (1,3) OBP: 0.304, SLG: 0.415		0-3 K		0-0 P4					0-0 G4-3 2 2B	4	1	1	0	0	2	2									
Willy Aybar, S (1,5) Elvis Andrus, R (8,PH) OBP: 0.308, SLG: 0.538		0-0 G6-3			0-0 G6-3				0-0 G4-3 2-3	3	0	0	0	0	0	1									
64 Doug Clark, L (1,7) OBP: 0.500, SLG: 0.522			0-0 F8						0-0 K	4	0	1	0	0	1	1									
Inning Stats	R: 0 E: 0 K: 1 S: 7	H: 1 LOB: 2 BB: 1 P: 11	R: 0 E: 0 K: 1 S: 5	H: 0 LOB: 0 BB: 0 P: 5	R: 0 E: 1 K: 0 S: 3	H: 0 LOB: 1 BB: 1 P: 7	R: 0 E: 0 K: 0 S: 4	H: 1 LOB: 1 BB: 0 P: 4	R: 0 E: 0 K: 0 S: 5	H: 2 LOB: 2 BB: 0 P: 5	R: 0 E: 0 K: 0 S: 3	H: 0 LOB: 0 BB: 0 P: 3	R: 1 E: 0 K: 2 S: 9	H: 2 LOB: 1 BB: 0 P: 9	R: 2 E: 1 K: 1 S: 8	H: 2 LOB: 1 BB: 0 P: 8	R: 0 E: 0 K: 0 S: 5	H: 2 LOB: 3 BB: 1 P: 9	1B: 4 2B: 6 3B: 0 HR: 0	SF: 1 SAC: 0 DP: 1 HBP: 0	WP: 0 PB: 0 SB: 0 CS: 0	PA: 41			
PITCHER	IP	WLS	BF	H	R	ER	SO	BB	IBB	HBP	BLK	WP	HR	S	P	ERA	WHIP								
37 Kenny Rogers, L (1,1) ERA: 2.05	6.0		24	4	0	0	2	2	0	0	0	0	0	27	35	0.00	1.000								
62 Tim Lincecum, L (7,1) ERA: 6.75	1.0	B	5	2	1	1	2	0	0	0	0	0	0	9	9	9.00	2.000								
60 Preston Larrison, R (8,1) ERA: 6.43	1.0	L	6	2	2	1	1	0	0	0	0	0	0	8	8	9.00	2.000								
59 Todd Jones, R (9,1) ERA: 2.16	1.0		6	2	0	0	0	1	0	0	0	0	0	5	9	0.00	3.000								

Atlanta Braves @ Detroit Tigers
Joker Marchant Stadium, Lakeland, FL
Sat Mar 24 2007, 1:05 PM EDT
Att: 6,203 - Sunny - 81 F

AB 37
R 3
H 10
RBI 3
BB 3
SO 5
LOB 23



Batter	1	2	3	4	5	6	7	8	9	AB	R	H	RBI	BB	SO	LOB	BOTTOM								
28 Curtis Granderson, L (1,8) OBP: 0.305, SLG: 0.453	0-0 G3-1		0-0 3 1B 2B		0-0 P3				0-3 K	4	1	1	0	0	1	4									
14 Placido Polanco, R (1,4) 19 Kevin Hooper, R (7,4) OBP: 0.580, SLG: 0.834	4-0 BB		0-3 K		0-0 G5-4-3 1-2				0-0 G4-3	2	0	0	0	1	1	3									
3 Gary Sheffield, R (1,10) Jeff Kunkel, S (8,PH) OBP: 0.444, SLG: 0.447	0-0 P4		0-0 2-H 1B		0-0 G6-3				0-0 F9	3	0	1	1	0	0	1									
9 Carlos Guillen, S (1,6) Mark Haske, L (3,PH) OBP: 0.300, SLG: 0.349	0-0 G4-3		0-2 F8		0-0 F8				0-3 K	1	0	0	0	0	0	1									
Sean Casey, L (1,3) Wilkin Ramirez, R (7,7) OBP: 0.277, SLG: 0.378		0-0 G3		0-3 K2-3					0-0 F7	3	0	0	0	0	1	0									
33 Marcus Thames, R (1,7) OBP: 0.333, SLG: 0.513		0-3 K		0-0 F8					0-0 F8	3	0	0	0	1	1	0									
15 Brandon Inge, R (1,5) OBP: 0.356, SLG: 0.360		0-0 1B		0-3 K					0-0 1B 1B	4	0	2	0	0	1	1									
13 Vance Wilson, R (1,2) 72 Steve Torrealba, R (4,2) OBP: 0.378, SLG: 0.500		0-0 G5-3			0-0 BB 1B				0-0 P5	1	0	0	0	0	0	1									
David Espinosa, S (1,9) OBP: 0.500, SLG: 0.400			0-0 F9		4-0 14 G5-4-3 BB				0-0 1-2 1B	2	0	1	0	1	0	0									
Inning Stats	R: 0 E: 0 K: 0 S: 3	H: 0 LOB: 1 BB: 1 P: 7	R: 0 E: 0 K: 1 S: 6	H: 1 LOB: 0 BB: 0 P: 6	R: 1 E: 0 K: 1 S: 9	H: 2 LOB: 1 BB: 0 P: 9	R: 0 E: 0 K: 2 S: 7	H: 0 LOB: 0 BB: 0 P: 7	R: 0 E: 0 K: 0 S: 3	H: 0 LOB: 0 BB: 0 P: 3	R: 0 E: 0 K: 1 S: 7	H: 2 LOB: 2 BB: 0 P: 7	R: 0 E: 0 K: 1 S: 5	H: 0 LOB: 0 BB: 0 P: 5	R: 0 E: 0 K: 1 S: 4	H: 0 LOB: 0 BB: 1 P: 8	1B: 5 2B: 1 3B: 0 HR: 0	SF: 0 SAC: 0 DP: 2 HBP: 0	WP: 0 PB: 0 SB: 0 CS: 0	PA: 34					
PITCHER	IP	WLS	BF	H	R	ER	SO	BB	IBB	HBP	BLK	WP	HR	S	P	ERA	WHIP								
15 Tim Hudson, R (1,1) ERA: 1.71	6.0		23	4	1	1	4	2	0	0	0	0	0	7	7	0.00	2.000								
39 Rafael Soriano, R (7,1) ERA: 1.29	1.0	W	5	2	0	0	1	0	0	0	0	0	0	5	5	0.00	0.000								
Oscar Villarreal, L (8,1) ERA: 7.0	1.0	H	3	0	0	0	1	0	0	0	0	0	0	4	8	0.00	1.000								
49 Macay McBride, L (9,1) ERA: 4.35	1.0	S	3	0	0	0	1	1	0	0	0	0	0	4	8	0.00	1.000								

Atlanta Braves @ Detroit Tigers
Joker Marchant Stadium, Lakeland, FL
Sat Mar 24 2007, 1:05 PM EDT
Att: 6,203 - Sunny - 81 F

AB 31
R 1
H 6
RBI 1
BB 3
SO 7
LOB 13



Batter	1	2	3	4	5	6	7	8	9	AB	R	H	RBI	BB	SO	LOB	TOP																				
Felipe Lopez, S (1,4) OBP: 0.214, SLG: 0.255 Jon Rauch, R (5,1)										2	0	0	0	1	0	1	Washington Nationals @ Atlanta Braves Ballpark at Disney's Wide World of Sports, Lake Buena Vista, Sun Mar 25 2007, 1:05 PM EDT Att: 9,593 - Sunny - 82 F																				
13 Robert Fick, L (6,3) OBP: 0.333, SLG: 0.400										0	0	0	0	0	0	0																					
Brian Schneider, L (1,2) OBP: 0.370, SLG: 0.577 3 Jesus Flores, R (3,FR) OBP: 0.538, SLG: 0.840										2	0	0	0	0	0	1																					
11 Ryan Zimmerman, R (1,5) OBP: 0.441, SLG: 0.714 10 Ronnie Belliard, R (6,5) OBP: 0.289, SLG: 0.417										2	0	1	0	0	1	0																					
25 Austin Kearns, R (1,9) OBP: 0.429, SLG: 0.364 77 Abraham Nunez, S (6,FR) OBP: 0.293, SLG: 0.343										2	0	1	0	1	0	0																					
21 Dmitri Young, S (1,3) OBP: 0.348, SLG: 0.571 59 Micah Bowie, L (6,1) 75 Mike Bacsik, L (7,1) 43 Jesus Colome, R (8,1) 5 Kory Casto, L (9,PH) OBP: 0.415, SLG: 0.400 Ryan Church, L (1,8) OBP: 0.293, SLG: 0.308											3	0	0	0	0	1																					
Josh Wilson, R (1,6) OBP: 0.400, SLG: 0.463											4	0	1	0	0	1																					
Chris Snelling, L (1,7) OBP: 0.373, SLG: 0.512											4	0	0	0	0	1																					
47 Matt Chico, L (1,1) OBP: 0.500, SLG: 0.500 34 Ray King, L (4,1) 4 D'Angelo Jimenez, S (5,PH) OBP: 0.381, SLG: 0.381											1	0	0	0	0	0																					
Inning Stats	R: 0 E: 0 K: 0 S: 2	H: 0 LOB: 0 BB: 1 P: 6	R: 0 E: 0 K: 1 S: 6	H: 1 LOB: 2 BB: 1 P: 10	R: 0 E: 1 K: 0 S: 4	H: 0 LOB: 1 BB: 0 P: 4	R: 0 E: 0 K: 1 S: 5	H: 0 LOB: 0 BB: 0 P: 5	R: 0 E: 0 K: 0 S: 3	H: 1 LOB: 1 BB: 1 P: 12	R: 0 E: 0 K: 2 S: 8	H: 1 LOB: 1 BB: 0 P: 6	R: 0 E: 0 K: 3 S: 9	H: 0 LOB: 0 BB: 0 P: 9	R: 0 E: 0 K: 1 S: 7	H: 2 LOB: 2 BB: 0 P: 7		1B: 4 2B: 1 3B: 0 HR: 0	SF: 0 SAC: 0 DP: 1 HBP: 0	WP: 0 PB: 0 SB: 0 CS: 0	PA: 36																
PITCHER	IP	WLS	BF	H	R	ER	SO	BB	IBB	HBP	BLK	WP	HR	S	P	ERA		WHIP	PITCHER		IP	WLS	BF	H	R	ER	SO	BB	IBB	HBP	BLK	WP	HR	S	P	ERA	WHIP
36 Chuck James, L (1,1) ERA: 1.8	6.0	W	24	2	0	0	4	4	0	0	0	0	0	28	44	0.00		1.000																			
28 Bob Wickman, R (7,1) ERA: 2.25	1.0		4	1	0	0	1	0	0	0	0	0	0	6	6	0.00		1.000																			
39 Rafael Soriano, R (8,1) ERA: 1.13	1.0		3	0	0	0	3	0	0	0	0	0	0	9	9	0.00		0.000																			
49 Macay McBride, L (9,1) ERA: 3.97	1.0		5	2	0	0	1	0	0	0	0	0	0	7	7	0.00		2.000																			

AB	32
R	0
H	5
RBI	0
BB	4
SO	9
LOB	18



Batter	1	2	3	4	5	6	7	8	9	AB	R	H	RBI	BB	SO	LOB	BOTTOM																				
2 Kelly Johnson, L (1,4) OBP: 0.339, SLG: 0.462 Chris Woodward, R (5,4) OBP: 0.158, SLG: 0.211										3	0	0	0	0	1	2	Washington Nationals @ Atlanta Braves Ballpark at Disney's Wide World of Sports, Lake Buena Vista, Sun Mar 25 2007, 1:05 PM EDT Att: 9,593 - Sunny - 82 F																				
11 Edgar Renteria, R (1,6) OBP: 0.392, SLG: 0.405 72 Yunel Escobar, R (5,6) OBP: 0.396, SLG: 0.467										3	1	2	0	0	0	0																					
10 Chipper Jones, S (1,5) OBP: 0.440, SLG: 0.667 4 Pete Orr, L (4,5) OBP: 0.436, SLG: 0.429 8 Brayan Peña, S (7,5) OBP: 0.313, SLG: 0.419										2	1	1	2	0	1	0																					
16 Brian McCann, L (1,2) OBP: 0.277, SLG: 0.467										4	0	0	0	0	0	2																					
7 Jeff Francoeur, R (1,9) OBP: 0.322, SLG: 0.518 64 Doug Clark, L (5,9) OBP: 0.480, SLG: 0.500										3	0	1	0	0	1	0																					
20 Scott Thorman, L (1,3) OBP: 0.333, SLG: 0.429										3	2	2	0	1	1	3																					
Ryan Langerhans, L (1,8) OBP: 0.440, SLG: 0.545 22 Willie Harris, L (6,8) OBP: 0.357, SLG: 0.368										1	2	1	0	2	0	0																					
23 Matt Diaz, R (1,7) OBP: 0.288, SLG: 0.314										4	0	3	1	0	0	2																					
36 Chuck James, L (1,1) OBP: 0.222, SLG: 0.222 28 Bob Wickman, R (7,1) OBP: 0.235, SLG: 0.400 39 Rafael Soriano, R (8,1) OBP: 0.357, SLG: 0.368 49 Macay McBride, L (9,1) OBP: 0.288, SLG: 0.314										3	0	1	2	0	1	3																					
Inning Stats	R: 0 E: 0 K: 1 S: 5	H: 3 LOB: 2 BB: 0 P: 9	R: 2 E: 1 K: 1 S: 9	H: 3 LOB: 0 BB: 0 P: 9	R: 4 E: 0 K: 0 S: 7	H: 5 LOB: 2 BB: 1 P: 11	R: 0 E: 0 K: 2 S: 9	H: 2 LOB: 3 BB: 1 P: 13	R: 0 E: 0 K: 1 S: 5	H: 1 LOB: 1 BB: 1 P: 9	R: 0 E: 0 K: 1 S: 5	H: 0 LOB: 0 BB: 0 P: 5	R: 0 E: 0 K: 0 S: 4	H: 1 LOB: 2 BB: 1 P: 8	R: 0 E: 0 K: 0 S: 3	H: 0 LOB: 0 BB: 0 P: 3		1B: 11 2B: 0 3B: 0 HR: 1	SF: 0 SAC: 0 DP: 1 HBP: 0	WP: 0 PB: 0 SB: 1 CS: 0	PA: 39																
PITCHER	IP	WLS	BF	H	R	ER	SO	BB	IBB	HBP	BLK	WP	HR	S	P	ERA		WHIP	PITCHER		IP	WLS	BF	H	R	ER	SO	BB	IBB	HBP	BLK	WP	HR	S	P	ERA	WHIP
47 Matt Chico, L (1,1) ERA: 4.76	3.2	L	23	10	6	5	3	2	0	0	0	0	0	27	35	12.27		3.273																			
34 Ray King, L (4,1) ERA: 4.91	0.1		1	0	0	0	1	0	0	0	0	0	0	3	3	0.00		0.000																			
Jon Rauch, R (5,1) ERA: 2.84	1.0		4	1	0	0	1	1	0	0	0	0	0	5	9	0.00		2.000																			
59 Micah Bowie, L (6,1) ERA: 2.16	1.0		3	0	0	0	1	0	0	0	0	0	0	5	5	0.00		0.000																			
75 Mike Bacsik, L (7,1) ERA: 6.82	1.0		5	1	0	0	0	1	0	0	0	0	0	4	8	0.00		2.000																			

AB	35
R	6
H	12
RBI	5
BB	4
SO	6
LOB	16



Batter	1	2	3	4	5	6	7	8	9	AB	R	H	RBI	BB	SO	LOB	TOP										
4 Pete Orr, L OBP: 0.405, SLG: 0.405 72 Yonel Escobar, R OBP: 0.380, SLG: 0.447	(1, 5) X 0-0 F7		(3) X 0-0 G4-3		(1) X 1-0 SF7	(3) X 0-0 G4-3			(2) X 0-0 P4	2	0	0	1	0	0	0											
22 Willie Harris, L OBP: 0.362, SLG: 0.341	(1, 9) B (7, 8) B 4-0 BB			(1) B (2) B 4-0 1B 2B BB	(2) X 0-3 K			(1) X 0-0 G4-3	(3) X 0-0 G4-3	3	1	0	0	2	2	0											
Chris Woodward, R OBP: 0.217, SLG: 0.304 Diory Hernandez, R (7, PR)	(1, 6) X (7, 6) X 0-0 F8			(3) X 0-0 2B 24 SF7 1B	(3) X 0-0 G5-3					4	1	2	0	0	0	1											
Andruw Jones, R OBP: 0.396, SLG: 0.429 91 Bill McCarthy, R OBP: 0.417, SLG: 0.455	(1, 8) S (7, 9) C 0-3 K			(1) X 0-0 2B		(1) X 0-3 K	(2) X 0-3 K			4	0	1	1	0	3	2											
Craig Wilson, R OBP: 0.259, SLG: 0.404 20 Scott Thorman, L OBP: 0.328, SLG: 0.421	(1, 3) X (6, 3) X 0-0 P3			(1) B (2) H 0-0 HBP		(1) X 0-0 64 2B 24 1B		(3) X 0-0 G4-3		2	1	1	0	0	0	0											
64 Doug Clark, L OBP: 0.483, SLG: 0.536	(1, 7) X 0-0 F8			(1) C (2) C 0-3 K		(1) X 0-0 24 1B		(1) X 0-0 24 G4-6-3 1B		4	1	2	0	0	1	3											
24 Martin Prado, R Tyler Yates, R 77 Ryan Basner, R 98 J.B. Miadich, R	(1, 4) X (8, 1) X (9, 1) X (9, 1) X 0-0 F9			(1) X 0-0 SF7		(1) X 0-0 2B		(1) X 0-0 2B 1B	(3) X 0-0 G4-6-3	3	1	1	3	0	0	1											
63 Corky Miller, R OBP: 0.321, SLG: 0.400	(1, 2) X 0-0 F9			(3) X 0-0 3H P3		(2) X 0-0 2H 3H F9		(3) X 0-0 G3		4	0	0	0	0	0	3											
40 Lance Cormier, R 97 Rich Scalamandre, R 58 Peter Moylan, R Ryan Langerhans, L 37 Steve Colyer, L Wes Timmons, R OBP: 0.500, SLG: 0.500	(1, 1) X (2, 1) X (4, 1) X (6, PH) X (8, 1) X (8, 1) X 0-3 K2-3			(2) X 0-0 4 WP 4 SF7 2B		(1) X 0-0 4 1H 2B		(1) X 0-3 K		0	0	0	0	0	0	0											
Inning Stats	R: 0 E: 0 K: 1 S: 5	H: 0 LOB: 1 BB: 1 P: 9	R: 0 E: 0 K: 0 S: 3	H: 0 LOB: 0 BB: 0 P: 3	R: 0 E: 0 K: 1 S: 5	H: 0 LOB: 0 BB: 0 P: 5	R: 2 E: 0 K: 1 S: 7	H: 2 LOB: 2 BB: 1 P: 13	R: 1 E: 0 K: 1 S: 6	H: 1 LOB: 0 BB: 0 P: 7	R: 3 E: 0 K: 1 S: 9	H: 4 LOB: 1 BB: 0 P: 9	R: 0 E: 0 K: 2 S: 8	H: 1 LOB: 1 BB: 0 P: 8	R: 0 E: 0 K: 0 S: 3	H: 1 LOB: 0 BB: 0 P: 3	R: 0 E: 0 K: 1 S: 5	H: 0 LOB: 0 BB: 0 P: 5	1B: 4 2B: 5 3B: 0 HR: 0	SF: 2 SAC: 0 DP: 1 HBP: 1	WP: 1 PB: 0 SB: 0 CS: 0	PA: 38					
PITCHER	IP	WLS	BF	H	R	ER	SO	BB	IBB	HBP	BLK	WP	HR	S	P	ERA	WHIP										
Woody Williams, R ERA: 9.92	(1, 1)	5.1	L	24	5	5	5	2	0	1	0	1	0	31	42	8.44	1.312										
70 Jose Rodriguez, R ERA: 5.4	(6, 1)	0.2	4	2	1	1	0	0	0	0	0	0	0	4	4	13.50	3.000										
Chad Qualls, R ERA: 3.86	(7, 1)	1.0	4	1	0	0	2	0	0	0	0	0	0	8	8	0.00	1.000										
58 Dave Borkowski, R ERA: 3.55	(8, 1)	2.0	6	1	0	0	1	0	0	0	0	0	0	8	8	0.00	0.500										

Atlanta Braves @ Houston Astros
Osceola County Stadium, Kissimmee, FL
Mon Mar 26 2007, 1:05 PM EDT
Att: 3,427 - Sunny - 76 F

AB 33
R 6
H 9
RBI 6
BB 2
SO 8
LOB 12





Batter	1	2	3	4	5	6	7	8	9	AB	R	H	RBI	BB	SO	LOB	BOTTOM											
Craig Biggio, R OBP: 0.333, SLG: 0.400 Chad Qualls, R	(1, 4) X (7, 1) X 0-0 G6-3		(3) X 0-0 L5			(2) X 0-0 F7			(1) X 0-0 HR	3	0	0	0	0	0	0												
28 Adam Everett, R OBP: 0.229, SLG: 0.190	(1, 6) X 0-0 G6-3			(1) X 0-0 17 S 17 1B		(3) X 0-0 P3			(1) X 0-0 G6-3	4	1	1	0	0	0	0												
17 Lance Berkman, S OBP: 0.358, SLG: 0.468	(1, 3) X 0-0 F7			(1) B (2) X 1-0 45 G6-4-3 1B		(1) X 0-0 K			(1) X 0-0 HBP 16 BB 2B	4	1	2	1	0	1	0												
45 Carlos Lee, R OBP: 0.422, SLG: 0.548 58 Dave Borkowski, R Orlando Palmeiro, L OBP: 0.550, SLG: 0.533	(1, 7) X (8, 1) X (9, PH) X 0-0 F9			(1) X 0-0 G6-4-3		(1) X 0-0 G4-6-3			(1) X 4-0 16 BB 13 BB BB	3	0	0	0	0	0	2												
Luke Scott, L OBP: 0.322, SLG: 0.453	(1, 9) X 0-0 G3-1			(1) X 0-0 G3		(3) X 0-0 G4-3			(2) X 0-0 F8	4	0	0	0	0	0	2												
Morgan Ensberg, R OBP: 0.375, SLG: 0.510	(1, 5) X 0-0 E6 16 2B 2-1				(1) X 0-0 G5-3			(1) X 0-3 K	(1) X 2-0 13 BB 16 BB HBP	3	0	0	0	0	1	0												
16 Jason Lane, R OBP: 0.323, SLG: 0.589	(1, 8) X 0-0 2B				(2) X 0-0 G5-3			(2) X 0-3 K	(1) X 4-0 13 BB BB	3	0	1	1	1	1	0												
Brad Ausmus, R OBP: 0.343, SLG: 0.455 13 Eric Munson, L OBP: 0.477, SLG: 0.553	(1, 2) B (9, 2) X 1-0 2-1		(1) X 0-0 P3		(3) X 0-0 F8			(1) X 0-0 1B	(1) X 4-0 1-2 2-3 3H BB	3	0	1	0	0	0	0												
Woody Williams, R 70 Jose Rodriguez, R 2 Chris Burke, R OBP: 0.246, SLG: 0.281	(1, 1) X (6, 1) X (6, PH) X (7, 4) X 0-0 F9				(2) X 0-0 F9			(1) X 0-3 K	(3) X 0-0 F8	1	0	0	0	0	0	0												
Inning Stats	R: 0 E: 0 K: 0 S: 3	H: 0 LOB: 0 BB: 0 P: 3	R: 0 E: 1 K: 0 S: 4	H: 1 LOB: 2 BB: 0 P: 5	R: 0 E: 0 K: 0 S: 3	H: 0 LOB: 0 BB: 0 P: 3	R: 1 E: 0 K: 0 S: 4	H: 2 LOB: 0 BB: 0 P: 5	R: 0 E: 0 K: 1 S: 5	H: 0 LOB: 0 BB: 0 P: 5	R: 0 E: 0 K: 1 S: 5	H: 0 LOB: 0 BB: 0 P: 5	R: 0 E: 0 K: 2 S: 8	H: 1 LOB: 1 BB: 0 P: 8	R: 3 E: 0 K: 0 S: 5	H: 2 LOB: 3 BB: 3 P: 19	1B: 3 2B: 2 3B: 0 HR: 1	SF: 0 SAC: 0 DP: 2 HBP: 1	WP: 1 PB: 0 SB: 1 CS: 0	PA: 36								
PITCHER	IP	WLS	BF	H	R	ER	SO	BB	IBB	HBP	BLK	WP	HR	S	P	ERA	WHIP											
40 Lance Cormier, R ERA: 1.15	(1, 1)	1.2	6	0	0	0	0	0	0	0	0	0	0	6	6	0.00	0.000											
97 Rich Scalamandre, R ERA: 3.6	(2, 1)	1.1	W	5	1	0	0	0	0	0	0	0	0	4	5	0.00	0.750											
58 Peter Moylan, R ERA: 3.6	(4, 1)	2.0	H	7	2	1	1	0	0	0	0	0	0	7	8	4.50	1.000											
37 Steve Colyer, L ERA: 3.6	(6, 1)	2.0	6	0	0	0	2	0	0	0	0	0	1	0	10	10	0.00	0.000										
Tyler Yates, R ERA: 5.0	(8, 1)	1.0	4	1	0	0	2	0	0	0	0	0	0	8	8	0.00	1.000											

Atlanta Braves @ Houston Astros
Osceola County Stadium, Kissimmee, FL
Mon Mar 26 2007, 1:05 PM EDT
Att: 3,427 - Sunny - 76 F

AB 32
R 4
H 6
RBI 4
BB 3
SO 4
LOB 8



Batter	1	2	3	4	5	6	7	8	9	AB	R	H	RBI	BB	SO	LOB	TOP										
28 Curtis Granderson, L (1.8) OBP: 0.333, SLG: 0.476	G3	B1				K				5	0	2	0	0	1	0	DETROIT TIGERS @ ATLANTA BRAVES Ballpark at Disney's Wide World of Sports, Lake Buena Vista, FL Tue Mar 27 2007, 7:05 PM EDT Att: 10,837 - Partly Cloudy - 76 F 										
Craig Monroe, R (1.7) OBP: 0.389, SLG: 0.478	30 2B BB		P4	P3		K		K		4	1	0	0	1	2	4											
Ivan Rodriguez, R (1.2) OBP: 0.429, SLG: 0.644 54 Joel Zumaya, R (6.1) Andrew Kown, L (8.1)	30 2B BB		9 WP 30 1B 1B	30 BB 1B		F7		G3-1		4	2	3	1	0	0	0											
13 Vance Wilson, R (9. PH) OBP: 0.368, SLG: 0.486 Justin Justice, L (9.9)	30 2B 1B		9 WP 1B	30 BB 1B						0	0	0	0	0	0	0											
30 Magglio Ordonez, R (1.9) OBP: 0.349, SLG: 0.418 33 Marcus Thames, R (6.9) 94 Jose Mesa, R (9.1)	9 1B 2B		9 WP 1B	30 BB 1B				G6-3		2	2	2	2	1	0	0											
9 Carlos Guillen, S (1.6) OBP: 0.296, SLG: 0.340 8 Neifi Perez, S (7.6)	E G3 1B		1B	BB				G6-3		2	4	0	1	0	0	0		5									
Sean Casey, L (1.3) OBP: 0.296, SLG: 0.404	G3		1B	BB				G6-3		1	1	0	0	0	0	0											
15 Brandon Inge, R (1.5) OBP: 0.362, SLG: 0.345	K		F8					G1-3		3	5	0	2	3	0	0		1									
20 Omar Infante, R (1.4) OBP: 0.190, SLG: 0.267			F8							4	0	0	0	0	3	3											
38 Jeremy Bonderman, R (1.1) 72 Steve Torrealba, R (6.2) OBP: 0.256, SLG: 0.355										4	1	1	0	0	2	1											
Inning Stats	R: 3 E: 1 K: 1 S: 8	H: 3 LOB: 1 BB: 1 P: 12	R: 0 E: 0 K: 2 S: 7	H: 0 LOB: 0 BB: 0 P: 7	R: 2 E: 0 K: 0 S: 6	H: 3 LOB: 1 BB: 0 P: 7	R: 1 E: 1 K: 1 S: 8	H: 2 LOB: 3 BB: 1 P: 12	R: 0 E: 0 K: 3 S: 10	H: 1 LOB: 0 BB: 0 P: 10	R: 0 E: 0 K: 2 S: 7	H: 0 LOB: 0 BB: 0 P: 7	R: 0 E: 0 K: 0 S: 3	H: 0 LOB: 0 BB: 0 P: 3	R: 0 E: 0 K: 2 S: 9	H: 2 LOB: 2 BB: 0 P: 9	R: 1 E: 0 K: 0 S: 4	H: 1 LOB: 0 BB: 0 P: 4	1B: 9 2B: 2 3B: 0 HR: 1	SF: 0 SAC: 0 DP: 0 HBP: 0	WP: 1 PB: 0 CS: 0	PA: 42					
PITCHER	IP	WLS	BF	H	R	ER	SO	BB	IBB	HBP	BLK	WP	HR	S	P	ERA	WHIP										
29 John Smoltz, R (1.1) ERA: 3.38	4.0	L	23	8	6	5	4	2	0	0	0	1	0	29	38	11.25	2.500										
Oscar Villarreal, R (5.1) ERA: 6.3	1.0		4	1	0	0	3	0	0	0	0	0	0	10	10	0.00	1.000										
54 Chad Paronto, R (6.1) ERA: 2.31	2.0		6	0	0	0	2	0	0	0	0	0	0	10	10	0.00	0.000										
51 Michael Gonzalez, L (8.1) ERA: 6.3	1.0		5	2	0	0	2	0	0	0	0	0	0	9	9	0.00	2.000										
98 Zach Schreiber, R (9.1) ERA: 9.0	1.0		4	1	1	1	0	0	0	0	0	0	1	4	4	9.00	1.000										

Batter	1	2	3	4	5	6	7	8	9	AB	R	H	RBI	BB	SO	LOB	BOTTOM										
2 Kelly Johnson, L (1.4) OBP: 0.344, SLG: 0.444	G4-3		SF8							2	0	0	1	2	0	0	DETROIT TIGERS @ ATLANTA BRAVES Ballpark at Disney's Wide World of Sports, Lake Buena Vista, FL Tue Mar 27 2007, 7:05 PM EDT Att: 10,837 - Partly Cloudy - 76 F 										
11 Edgar Renteria, R (1.6) OBP: 0.389, SLG: 0.467 54 Chad Paronto, R (6.1) 51 Michael Gonzalez, R (8.1) Craig Wilson, R (8. PH) 63 Corky Miller, R (9.2) OBP: 0.310, SLG: 0.385	K		3H							3	1	1	1	0	1	2											
10 Chipper Jones, S (1.5) OBP: 0.372, SLG: 0.615 24 Martin Prado, R (7.5) OBP: 0.426, SLG: 0.524	G6-3		G4-3							3	0	0	0	0	0	0											
Andruw Jones, R (1.8) OBP: 0.429, SLG: 0.533 Ryan Langerhans, L (7.8) OBP: 0.442, SLG: 0.555			HR							3	1	3	1	0	0	0											
16 Brian McCann, L (1.2) OBP: 0.294, SLG: 0.531 98 Zach Schreiber, R (9.1)	16 E 1B									1	0	0	0	0	0	1											
7 Jeff Francoeur, R (1.9) OBP: 0.306, SLG: 0.492 64 Doug Clark, L (7.9) OBP: 0.467, SLG: 0.517	G1-3									4	1	2	1	0	0	2											
20 Scott Thorman, L (1.3) OBP: 0.308, SLG: 0.393	G6-3		G4-3							0	0	0	0	0	0	0											
23 Matt Diaz, R (1.7) OBP: 0.321, SLG: 0.400										3	0	0	0	0	2	3											
29 John Smoltz, R (1.1) Oscar Villarreal, L (5.1) 4 Pete Orr, L (5. PH) Chris Woodward, R (6.6) OBP: 0.395, SLG: 0.395 OBP: 0.240, SLG: 0.320										1	0	0	0	0	0	1											
Inning Stats	R: 0 E: 0 K: 1 S: 5	H: 0 LOB: 0 BB: 0 P: 5	R: 0 E: 0 K: 1 S: 7	H: 1 LOB: 1 BB: 0 P: 7	R: 2 E: 0 K: 0 S: 5	H: 2 LOB: 0 BB: 0 P: 5	R: 0 E: 0 K: 1 S: 6	H: 2 LOB: 1 BB: 0 P: 6	R: 0 E: 0 K: 2 S: 9	H: 1 LOB: 1 BB: 1 P: 7	R: 2 E: 0 K: 2 S: 9	H: 2 LOB: 0 BB: 0 P: 9	R: 0 E: 0 K: 1 S: 5	H: 0 LOB: 0 BB: 0 P: 5	R: 0 E: 0 K: 0 S: 4	H: 1 LOB: 1 BB: 0 P: 4		R: 1 E: 0 K: 1 S: 7	H: 2 LOB: 2 BB: 1 P: 11	1B: 4 2B: 4 3B: 0 HR: 3	SF: 1 SAC: 0 DP: 2 HBP: 0	WP: 0 PB: 0 CS: 0	PA: 38				
PITCHER	IP	WLS	BF	H	R	ER	SO	BB	IBB	HBP	BLK	WP	HR	S	P	ERA	WHIP										
38 Jeremy Bonderman, R (1.1) ERA: 3.91	5.0	W	20	6	2	2	3	1	0	0	0	0	1	26	30	3.60	1.400										
54 Joel Zumaya, R (6.1) ERA: 1.64	2.0		8	2	2	2	3	0	0	0	0	0	2	14	14	9.00	1.000										
Andrew Kown, R (8.1) ERA: 1.64	1.0	H	4	1	0	0	0	0	0	0	0	0	0	4	4	0.00	1.000										
94 Jose Mesa, R (9.1) ERA: 5.11	1.0	S	6	2	1	1	1	1	0	0	0	0	0	7	11	9.00	3.000										

Batter	1	2	3	4	5	6	7	8	9	AB	R	H	RBI	BB	SO	LOB	TOP			
2 Kelly Johnson, L (1,4) OBP: 0.343, SLG: 0.429 24 Martin Prado, R (4,4) OBP: 0.408, SLG: 0.500	G4-3	G6-4-3 BB		G3-1			G4-3		K	2	0	0	0	1	0	1				
11 Edgar Renteria, R (1,6) OBP: 0.386, SLG: 0.479 72 Yonel Escobar, R (5,6) OBP: 0.392, SLG: 0.458	8 1B	G6-4-3					K		8 1B	3	1	1	0	0	1	1				
8 Brayan Peña, S (1,2) OBP: 0.333, SLG: 0.429	HBP 7 HR 2H			G4-3			F7		22 WP 64 SF8	4	2	2	2	0	0	0				
Andruw Jones, R (1,8) OBP: 0.424, SLG: 0.511 22 Willie Harris, L (5,8) OBP: 0.354, SLG: 0.333	7 HR HBP BB			K			K		K	2	1	0	0	1	2	0				
Ryan Langerhans, L (1,7) OBP: 0.453, SLG: 0.565 64 Doug Clark, L (1,7) OBP: 0.424, SLG: 0.484	7 HR HBP			G3			G6-3		SF8	0	1	0	0	0	0	0				
7 Jeff Francoeur, R (1,9) OBP: 0.313, SLG: 0.541 23 Matt Diaz, R (4,7) OBP: 0.310, SLG: 0.386	HR 1H 2H 3H			P4			F9		L4	2	1	1	4	0	0	0				
Craig Wilson, R (1,3) OBP: 0.254, SLG: 0.375	K			K			K			3	0	0	0	1	3	0				
20 Scott Thorman, L (1,10) OBP: 0.304, SLG: 0.400	G4-3						L9		F8	4	1	1	0	0	0	1				
4 Pete Orr, L (1,5) OBP: 0.422, SLG: 0.425 Chris Woodward, R (4,5) OBP: 0.222, SLG: 0.296							G5-3		P3	2	0	2	1	0	0	0				
Inning Stats	R: 5 E: 0 K: 1 S: 8	H: 3 LOB: 0 BB: 1 P: 13	R: 0 E: 0 K: 0 S: 2	H: 1 LOB: 0 BB: 1 P: 5	R: 0 E: 0 K: 1 S: 5	H: 0 LOB: 0 BB: 0 P: 5	R: 1 E: 0 K: 1 S: 7	H: 2 LOB: 1 BB: 0 P: 7	R: 0 E: 0 K: 2 S: 7	H: 0 LOB: 0 BB: 0 P: 5	R: 0 E: 0 K: 0 S: 3	H: 0 LOB: 0 BB: 0 P: 3	R: 2 E: 0 K: 1 S: 7	H: 2 LOB: 0 BB: 0 P: 9	R: 0 E: 0 K: 1 S: 5	H: 0 LOB: 1 BB: 1 P: 9	1B: 5 2B: 2 3B: 0 HR: 1	SF: 1 SAC: 0 DP: 1 HBP: 1	WP: 2 PB: 0 CS: 1	PA: 37
PITCHER	IP	WLS	BF	H	R	ER	SO	BB	IBB	HBP	BLK	WP	HR	S	P	ERA	WHIP			
39 Jon Adkins, R (1,1) ERA: 10.38	2.0	L	11	4	5	5	1	2	0	1	0	0	1	10	18	22.50	3.000			
61 Chan Ho Park, R (3,1) ERA: 7.04	2.0		8	2	1	1	2	0	0	0	0	0	0	12	12	4.50	1.000			
40 Ambiorix Burgos, R (5,1) ERA: 7.04	2.0		6	0	0	0	3	0	0	0	0	0	0	12	12	0.00	0.000			
25 Pedro Feliciano, L (7,1) ERA: 0.75	1.0		3	0	0	0	0	0	0	0	0	0	0	3	3	0.00	0.000			
Aaron Heilman, R (8,1) ERA: 7.0	1.0		5	2	2	2	1	0	0	0	0	2	0	7	9	18.00	2.000			

Atlanta Braves @ New York Mets
Tradition Field, Port St. Lucie, FL
Wed Mar 28 2007, 1:10 PM EDT
Att: 5,848 - Partly Cloudy - 75 F

AB 32
R 8
H 8
RBI 8
BB 3
SO 8
LOB 6



Batter	1	2	3	4	5	6	7	8	9	AB	R	H	RBI	BB	SO	LOB	BOTTOM			
7 José Reyes, S (1,6) OBP: 0.462, SLG: 0.575 1 Anderson Hernandez, S (8,6) OBP: 0.290, SLG: 0.172	15 BB 18 G6-4-3 5 S	5 S 1B					F9			3	1	1	1	1	1	1				
5 David Wright, R (1,5) OBP: 0.392, SLG: 0.364 3 Damon Easley, R (9,5) OBP: 0.265, SLG: 0.250	18 BB 16 G6-4-3 1B	1B					F9		G6-3	3	1	0	0	1	1	1				
15 Carlos Beltrán, S (1,8) OBP: 0.358, SLG: 0.509 4 Ben Johnson, R (9,8) OBP: 0.328, SLG: 0.370	18 G6-4-3 BB						F9		G6-3	3	0	1	0	1	0	0				
18 Moises Alou, R (1,7) OBP: 0.200, SLG: 0.246 17 David Newhan, L (4,7) OBP: 0.296, SLG: 0.426	G6-4-3								P4	2	0	0	0	0	0	3				
16 Paul Lo Duca, R (1,2) OBP: 0.283, SLG: 0.271	1B						P3			4	0	1	1	0	1	2				
20 Shawn Green, L (1,10) OBP: 0.203, SLG: 0.261	G1						K		G1-3	4	0	0	0	0	1	2				
Julio Franco, R (1,3) OBP: 0.408, SLG: 0.366 64 Mike Carp, L (8,3) OBP: 0.304, SLG: 0.366							G4-3		K	3	0	0	0	0	2	0				
10 Endy Chavez, L (1,9) OBP: 0.389, SLG: 0.396							L8			3	1	1	0	0	0	0				
6 Ruben Gotay, S (1,4) OBP: 0.341, SLG: 0.395	L6						L5		HBP	2	0	0	0	0	0	1				
Inning Stats	R: 2 E: 0 K: 0 S: 3	H: 1 LOB: 1 BB: 3 P: 15	R: 1 E: 0 K: 2 S: 9	H: 2 LOB: 0 BB: 0 P: 11	R: 0 E: 0 K: 0 S: 4	H: 1 LOB: 0 BB: 0 P: 4	R: 0 E: 0 K: 1 S: 5	H: 0 LOB: 0 BB: 0 P: 5	R: 0 E: 0 K: 1 S: 5	H: 1 LOB: 0 BB: 0 P: 5	R: 0 E: 0 K: 0 S: 3	H: 0 LOB: 0 BB: 0 P: 3	R: 0 E: 0 K: 2 S: 7	H: 0 LOB: 0 BB: 0 P: 7	R: 0 E: 0 K: 2 S: 7	H: 0 LOB: 0 BB: 0 P: 7	1B: 4 2B: 1 3B: 0 HR: 0	SF: 0 SAC: 0 DP: 1 HBP: 1	WP: 0 PB: 0 CS: 1	PA: 34
PITCHER	IP	WLS	BF	H	R	ER	SO	BB	IBB	HBP	BLK	WP	HR	S	P	ERA	WHIP			
26 Kyle Davies, R (1,1) ERA: 2.84	5.0	W	21	4	3	3	4	3	0	0	0	0	0	5	5	0.00	1.400			
37 Steve Colyer, L (6,1) ERA: 3.27	1.0	H	3	1	0	0	1	0	0	0	0	0	0	5	5	0.00	1.000			
Tyler Yates, R (7,1) ERA: 4.5	1.0	H	4	0	0	0	0	0	0	1	0	0	0	3	4	0.00	0.000			
49 Macay McBride, L (8,1) ERA: 3.85	1.0		3	0	0	0	0	0	0	0	0	0	0	3	3	0.00	0.000			
58 Peter Moylan, R (9,1) ERA: 3.27	1.0		3	0	0	0	2	0	0	0	0	0	0	7	7	0.00	0.000			

Atlanta Braves @ New York Mets
Tradition Field, Port St. Lucie, FL
Wed Mar 28 2007, 1:10 PM EDT
Att: 5,848 - Partly Cloudy - 75 F

AB 30
R 3
H 5
RBI 2
BB 3
SO 7
LOB 10



Batter	1	2	3	4	5	6	7	8	9	AB	R	H	RBI	BB	SO	LOB	TOP					
24 Grady Sizemore, L OBP: 0.143, SLG: 0.250	G3		F7		F7	G4-3		G3-1		5	0	0	0	0	0	3	Cleveland Indians @ Atlanta Braves Ballpark at Disney's Wide World of Sports, Lake Buena Vista, FL Thu Mar 29 2007, 1:05 PM EDT Att: 8,458 - Partly Cloudy - 83 F					
Trot Nixon, L OBP: 0.350, SLG: 0.382 Fernando Cabrera, R Brandon Pinckney, R	G1-3			41 BB 1B	20 BB HR		F7	F8		4	2	2	2	0	0	0						
20 David Dellucci, L OBP: 0.382, SLG: 0.574				41 BB 1B	HR		F9	F7		4	2	2	0	1	0	0						
41 Victor Martinez, S OBP: 0.352, SLG: 0.588 23 Mike Rose, S OBP: 0.333, SLG: 0.462	G1-4-3			41 BB 1B	F7		L8	G5-3		4	1	0	0	1	0	2						
Casey Blake, R OBP: 0.278, SLG: 0.558 25 Ryan Garko, R OBP: 0.294, SLG: 0.394		K		E8 G5-3 1B	HR			G6-3		3	1	2	4	0	1	0						
2 Jhonny Peralta, R OBP: 0.321, SLG: 0.327 93 Keoni DeRenne, S OBP: 1.000, SLG: 1.000		K		1-3 2-H 3-H 1B	HR			30 BB 15 1B BB		3	1	1	1	1	1	1						
30 Andy Marte, R OBP: 0.328, SLG: 0.426		G1-3		2-3 3-H 0-3 K	1B			15 1B BB		3	0	0	0	1	1	2						
15 Mike Rouse, L OBP: 0.407, SLG: 0.592 Jason Davis, R Mike Koptove, R				G4-3	G4-3		G3			4	0	1	1	0	0	1						
55 Roberto Hernandez, R OBP: 0.333, SLG: 0.333 Jason Michaels, R OBP: 0.415, SLG: 0.565			K					K		3	1	1	0	0	2	0						
					HR 1B			K		1	0	0	0	0	1	2						
Inning Stats	R: 0 E: 0 K: 0 S: 4	H: 1 LOB: 1 BB: 0 P: 4	R: 0 E: 0 K: 2 S: 7	H: 0 LOB: 0 BB: 0 P: 7	R: 0 E: 0 K: 1 S: 5	H: 0 LOB: 0 BB: 2 P: 5	R: 3 E: 1 K: 1 S: 7	H: 2 LOB: 1 BB: 2 P: 15	R: 4 E: 0 K: 0 S: 8	H: 5 LOB: 1 BB: 0 P: 8	R: 0 E: 0 K: 1 S: 5	H: 0 LOB: 0 BB: 0 P: 5	R: 0 E: 0 K: 0 S: 3	H: 0 LOB: 0 BB: 0 P: 3	R: 1 E: 0 K: 1 S: 6	H: 1 LOB: 2 BB: 2 P: 14	R: 0 E: 0 K: 0 S: 3	H: 0 LOB: 0 BB: 0 P: 3	1B: 6 2B: 1 3B: 0 HR: 2	SF: 0 SAC: 0 DP: 0 HBP: 0	WP: 0 PB: 0 SB: 0 CS: 0	PA: 40
PITCHER	IP WLS BF H R ER SO BB IBB HBP BLK WP HR S P ERA WHIP																					
15 Tim Hudson, R ERA: 2.15 39 Rafael Soriano, R ERA: 5.0 28 Bob Wickman, R ERA: 2.0 Oscar Villarreal, R ERA: 5.73 54 Chad Paronto, R ERA: 2.84	4.0 L 17 3 3 2 4 2 0 0 0 0 0 0 23 31 4.50 1.250																					
84 Kevin Gunderson, L ERA:	1.0 3 0 0 0 0 0 0 0 0 0 0 2 8 36.00 5.000																					

Batter	1	2	3	4	5	6	7	8	9	AB	R	H	RBI	BB	SO	LOB	BOTTOM			
2 Kelly Johnson, L OBP: 0.333, SLG: 0.414 Chris Woodward, R OBP: 0.241, SLG: 0.345	L8		G3			FC5 10 G4-3				2	0	0	0	0	0	0	Cleveland Indians @ Atlanta Braves Ballpark at Disney's Wide World of Sports, Lake Buena Vista, FL Thu Mar 29 2007, 1:05 PM EDT Att: 8,458 - Partly Cloudy - 83 F			
11 Edgar Renteria, R OBP: 0.373, SLG: 0.460 39 Rafael Soriano, R	G5-3				G5-3	P5				2	0	0	0	0	0	0				
64 Doug Clark, L OBP: 0.429, SLG: 0.485								22 1B 1B		2	0	1	2	0	0	2				
10 Chipper Jones, S OBP: 0.349, SLG: 0.571 22 Willie Harris, L OBP: 0.367, SLG: 0.349		K			G3-1	G4-3		24 FC6-4 1B		3	0	0	0	0	1	2				
Andruw Jones, R OBP: 0.419, SLG: 0.490 Oscar Villarreal, L 8 Brayan Peña, S OBP: 0.354, SLG: 0.417		P6				G5-3		F8		2	0	0	0	1	0	2				
16 Brian McCann, L OBP: 0.278, SLG: 0.500 63 Corky Miller, R OBP: 0.300, SLG: 0.370		G4-3						F8		3	0	0	0	0	1	1				
7 Jeff Francoeur, R OBP: 0.318, SLG: 0.532 28 Bob Wickman, R 24 Martin Prado, R OBP: 0.412, SLG: 0.489						G6-3		FC6-4 1B		1	0	0	0	1	0	0				
Craig Wilson, R OBP: 0.242, SLG: 0.356 90 Brandon Jones, L OBP: 0.400, SLG: 0.692										3	0	0	0	0	3	2				
20 Scott Thorman, L OBP: 0.292, SLG: 0.382 54 Chad Paronto, R 84 Kevin Gunderson, R Ryan Langerhans, L OBP: 0.444, SLG: 0.553			G3		G3			F9		3	0	0	0	0	0	1				
15 Tim Hudson, R OBP: 0.200, SLG: 0.200 72 Yunel Escobar, R OBP: 0.407, SLG: 0.460						10 G4-3 E BB		2B 64 1B 1B		1	0	0	0	1	0	0				
Inning Stats	R: 0 E: 0 K: 1 S: 5	H: 0 LOB: 0 BB: 0 P: 5	R: 0 E: 0 K: 1 S: 5	H: 0 LOB: 1 BB: 1 P: 9	R: 0 E: 0 K: 1 S: 5	H: 0 LOB: 0 BB: 0 P: 5	R: 0 E: 0 K: 1 S: 5	H: 0 LOB: 1 BB: 1 P: 9	R: 0 E: 1 K: 0 S: 4	H: 0 LOB: 2 BB: 1 P: 8	R: 0 E: 0 K: 1 S: 5	H: 0 LOB: 1 BB: 1 P: 9	R: 2 E: 0 K: 0 S: 7	H: 4 LOB: 2 BB: 0 P: 7	R: 0 E: 0 K: 1 S: 5	H: 0 LOB: 0 BB: 0 P: 5	1B: 3 2B: 1 3B: 0 HR: 0	SF: 0 SAC: 0 DP: 0 HBP: 0	WP: 0 PB: 0 SB: 0 CS: 0	PA: 36
PITCHER	IP WLS BF H R ER SO BB IBB HBP BLK WP HR S P ERA WHIP																			
55 Roberto Hernandez, R ERA: 3.43 Fernando Cabrera, R ERA: 3.75 Jason Davis, R ERA: 5.6 Mike Koptove, R ERA: 7.27	6.0 W 22 4 0 0 0 1 1 0 0 0 0 0 0 29 41 0.00 0.500																			
	1.0 4 0 0 0 1 1 0 0 0 0 0 0 7 7 18.00 4.000																			
	1.0 3 0 0 0 1 0 0 0 0 0 0 0 5 5 0.00 0.000																			



Batter	1	2	3	4	5	6	7	8	9	AB	R	H	RBI	BB	SO	LOB	TOP								
38 Pablo Ozuna, R OBP: 0.370, SLG: 0.463 32 Brian Anderson, R OBP: 0.386, SLG: 0.458	1-2 K		1-3 K		0-1 F9 14 F9 23 1B 17 1B		1-0 G5-3			4	1	1	0	0	2	0									
17 Darin Erstad, L OBP: 0.329, SLG: 0.388	1-1 G4-3		2-2 F9		0-2 SAFE SAFE 23 1B		3-3 K			4	0	1	0	0	1	0									
14 Paul Konerko, R OBP: 0.443, SLG: 0.582	1-2 2B		2-1 HR		1-1 F9			2-2 G5-3 1B		4	2	3	1	0	0	2									
23 Jermaine Dye, R OBP: 0.391, SLG: 0.576 Ricardo Nantia, L OBP: 1.000, SLG: 1.000	3-2 2B		4-1 BB		0-1 F9			1-2 G5-3 1B		2	0	2	2	1	0	0									
24 Joe Crede, R OBP: 0.373, SLG: 0.540	4-1 BB		0-3 K		0-1 F9			1-2 G5-3		3	0	0	0	1	1	5									
12 J. Pierzynski, L OBP: 0.302, SLG: 0.459 66 Gustavo Molina, R OBP: 0.217, SLG: 0.400	0-0 G3			1-0 G3		4-2 5 PC 5 BLK BB		2-1 G6-3		2	0	0	0	1	0	2									
Tadahito Iguchi, R OBP: 0.310, SLG: 0.453		1-3 K		2-0 F8		2-2 P4		2-1 5 F8-3 1B		4	0	1	0	0	1	1									
8 Alex Cintron, S OBP: 0.170, SLG: 0.231		3-2 F9		1-2 G5-3		1-0 F7		1-3 K		4	0	0	0	0	1	2									
5 Juan Uribe, R OBP: 0.316, SLG: 0.453		3-3 K			2-1 G5-3	2-2 PO	2-2 F9	3-2 F8-3		4	0	0	0	0	1	1									
Inning Stats	R: 1 E: 0 K: 1 S: 15	H: 2 LOB: 2 BB: 1 P: 25	R: 0 E: 0 K: 2 S: 10	H: 0 LOB: 0 BB: 0 P: 17	R: 1 E: 0 K: 2 S: 14	H: 1 LOB: 1 BB: 1 P: 23	R: 0 E: 0 K: 0 S: 5	H: 0 LOB: 0 BB: 0 P: 9	R: 1 E: 0 K: 0 S: 13	H: 3 LOB: 2 BB: 1 P: 16	R: 0 E: 0 K: 1 S: 10	H: 0 LOB: 0 BB: 1 P: 19	R: 0 E: 0 K: 1 S: 7	H: 0 LOB: 0 BB: 0 P: 13	R: 0 E: 0 K: 0 S: 12	H: 2 LOB: 1 BB: 0 P: 18	R: 0 E: 0 K: 1 S: 8	H: 1 LOB: 0 BB: 0 P: 14	1B: 7 2B: 2 3B: 0 HR: 1	SF: 0 SAC: 0 DP: 2 HBP: 0	WP: 0 PB: 0 SB: 0 CS: 0	PA: 37			
PITCHER	IP	WLS	BF	H	R	ER	SO	BB	IBB	HBP	BLK	WP	HR	S	P	ERA	WHIP								
36 Chuck James, L ERA: 2.25	4.0		17	3	2	2	5	2	0	0	0	0	1	44	74	4.50	1.250								
65 Buddy Carlyle, R ERA: 1.69	2.0	L	9	3	1	1	1	1	0	0	1	0	0	23	35	4.50	2.000								
Tyler Yates, R ERA: 4.09	1.0		3	0	0	0	1	0	0	0	0	0	0	7	13	0.00	0.000								
49 Macay McBride, L ERA: 3.39	1.0		4	2	0	0	0	0	0	0	0	0	0	12	18	0.00	2.000								
51 Michael Gonzalez, L ERA: 6.73	1.0		3	1	0	0	1	0	0	0	0	0	0	8	14	0.00	1.000								

Chicago White Sox @ Atlanta Braves
Turner Field, Atlanta, GA
Fri Mar 30 2007, 7:05 PM EDT
Att: 16,705 - Overcast - 65 F

AB 33
R 3
H 9
RBI 3
BB 3
SO 7
LOB 14



Batter	1	2	3	4	5	6	7	8	9	AB	R	H	RBI	BB	SO	LOB	BOTTOM								
2 Kelly Johnson, L OBP: 0.333, SLG: 0.410 24 Martin Prado, R OBP: 0.415, SLG: 0.489	2-1 F7		0-1 P4		1-2 SAFE SAFE 1-2 1B		1-1 1B		1-3 K	3	0	1	0	0	0	0									
11 Edgar Renteria, R OBP: 0.387, SLG: 0.451 72 Yunel Escobar, R OBP: 0.400, SLG: 0.451	4-2 10 HR BB		4-0 10 BB BB		2-2 G6-3		2-3 K			1	1	0	0	2	0	1									
10 Chipper Jones, S OBP: 0.388, SLG: 0.659 4 Pete Orr, L OBP: 0.413, SLG: 0.415	0-1 HR		4-0 BB		2-0 FC5 1B			1-0 F7		2	1	2	2	1	0	0									
Andrew Jones, R OBP: 0.415, SLG: 0.481 Ryan Langerhans, L OBP: 0.436, SLG: 0.542	1-3 K		1-2 P6		3-2 FC5 1B			2-3 K		3	0	1	0	0	1	2									
7 Jeff Francoeur, R OBP: 0.304, SLG: 0.508 64 Doug Clark, L OBP: 0.444, SLG: 0.500	1-2 G5-3			0-0 F8		0-0 L7		1-0 8 FC6 1B		3	0	0	0	0	0	2									
16 Brian McCann, L OBP: 0.283, SLG: 0.473 8 Brayan Peña, S OBP: 0.316, SLG: 0.405		3-1 F7		3-1 G4-3		0-0 F6		0-1 FC6		3	0	0	0	0	0	2									
Craig Wilson, R OBP: 0.246, SLG: 0.344 20 Scott Thorman, L OBP: 0.288, SLG: 0.377		1-0 23 G6-4-3 HBP		0-1 G4-3		0-0 FC5		1-3 K		2	0	0	0	0	0	2									
23 Matt Diaz, R OBP: 0.295, SLG: 0.367 22 Willie Harris, L OBP: 0.380, SLG: 0.364		1-2 G6-4-3			1-1 P4			1-2 F9		3	0	0	0	0	0	1									
Chris Woodward, R OBP: 0.242, SLG: 0.333			3-2 F8		1-0 2 1B			2-1 G5-3		4	0	1	0	0	1	1									
Inning Stats	R: 2 E: 0 K: 1 S: 12	H: 1 LOB: 0 BB: 1 P: 20	R: 0 E: 0 K: 0 S: 5	H: 0 LOB: 0 BB: 0 P: 10	R: 0 E: 0 K: 0 S: 9	H: 0 LOB: 0 BB: 2 P: 21	R: 0 E: 0 K: 0 S: 5	H: 0 LOB: 0 BB: 0 P: 8	R: 0 E: 0 K: 0 S: 11	H: 2 LOB: 1 BB: 0 P: 16	R: 0 E: 0 K: 0 S: 9	H: 2 LOB: 2 BB: 0 P: 14	R: 0 E: 0 K: 1 S: 11	H: 1 LOB: 1 BB: 0 P: 17	R: 0 E: 0 K: 1 S: 8	H: 1 LOB: 1 BB: 0 P: 12	R: 0 E: 0 K: 3 S: 13	H: 1 LOB: 1 BB: 0 P: 19	1B: 7 2B: 0 3B: 0 HR: 1	SF: 0 SAC: 0 DP: 1 HBP: 1	WP: 0 PB: 0 SB: 1 CS: 0	PA: 37			
PITCHER	IP	WLS	BF	H	R	ER	SO	BB	IBB	HBP	BLK	WP	HR	S	P	ERA	WHIP								
56 Mark Buehrle, L ERA: 6.95	7.0		29	6	2	2	2	3	0	0	0	0	1	62	106	2.57	1.286								
45 Bobby Jenks, R ERA: 6.75	1.0	H	4	1	0	0	1	0	0	0	0	0	0	8	12	0.00	1.000								
37 Matt Thornton, L ERA: 0.9	1.0	S	4	1	0	0	3	0	0	0	0	0	0	13	19	0.00	1.000								

Chicago White Sox @ Atlanta Braves
Turner Field, Atlanta, GA
Fri Mar 30 2007, 7:05 PM EDT
Att: 16,705 - Overcast - 65 F

AB 33
R 2
H 8
RBI 2
BB 3
SO 6
LOB 14



Batter	1	2	3	4	5	6	7	8	9	10	11	AB	R	H	RBI	BB	SO	LOB	TOP						
2 Kelly Johnson, L (1,4)	F7		P6			G3		BB		G4-3	G5-3	5	0	0	0	1	0	1							
11 Edgar Renteria, R (1,6) OBP: 0.400, SLG: 1.000	FC5-4 10 BB 1B		P3			K		F8		10 WP 1B		5	0	2	0	0	1	1							
10 Chipper Jones, S (1,5) OBP: 0.600, SLG: 0.200	FC5-4 BB		K			F8		FC6-4 BB			IBB	2	0	0	0	3	1	0							
Andruw Jones, R (1,8) OBP: 0.100, SLG: 0.100	FC5-4 FC5-4		K			G1-3 16 BB 1B		FC6-4		K		5	0	1	0	0	2	6							
7 Jeff Francoeur, R (1,9) OBP: 0.222, SLG: 0.333	FC5-4		K			K				P5		5	1	2	0	0	1	5							
16 Brian McCann, L (1,2) OBP: 0.550, SLG: 1.333		G4-3		G4-6-3								5	1	2	2	0	0	1							
Craig Wilson, R (1,3) Scott Thorman, L (9, PH) OBP: 0.167, SLG: 0.667		K				G5-3		G1-3		F8		3	0	0	0	0	1	2							
23 Matt Diaz, R (1,7) 39 Rafael Soriano, R (8, PH) 54 Chad Paronto, R (10, PH) 49 Macey McBride, L (10, PH) 4 Steve Cley, L (11, PH) 28 Bob Wickman, R (11, PH)		E5				K		G5-3				4	0	1	0	0	1	2							
15 Tim Hudson, R (1,1) Chris Woodward, R (8, PH) 51 Michael Gonzalez, R (8, PH) Ryan Langerhans, L (9, PH) OBP: 0.167, SLG: 0.167		K				K				L5		2	0	0	0	0	2	1							
Inning Stats	R: 0 E: 0 K: 0 S: 10	H: 1 LOB: 2 BB: 1 P: 17	R: 0 E: 1 K: 2 S: 12	H: 0 LOB: 1 BB: 0 P: 20	R: 0 E: 0 K: 1 S: 11	H: 0 LOB: 0 BB: 0 P: 14	R: 0 E: 0 K: 1 S: 11	H: 1 LOB: 0 BB: 0 P: 14	R: 0 E: 0 K: 2 S: 9	H: 0 LOB: 0 BB: 0 P: 12	R: 0 E: 0 K: 1 S: 16	H: 2 LOB: 2 BB: 2 P: 22	R: 0 E: 0 K: 0 S: 9	H: 0 LOB: 2 BB: 2 P: 22	R: 2 E: 0 K: 0 S: 9	H: 3 LOB: 0 BB: 0 P: 12	R: 0 E: 0 K: 1 S: 10	H: 1 LOB: 2 BB: 1 P: 16	R: 1 E: 0 K: 1 S: 13	H: 2 LOB: 1 BB: 0 P: 16	1B: 7 2B: 1 3B: 0 HR: 2	SF: 0 SAC: 0 DP: 2 HBP: 0	WP: 1 PB: 0 SB: 0 CS: 0	PA: 46	
PITCHER	IP 7.0	WLS 0	BF 26	H 4	R 0	ER 0	SO 8	BB 1	IBB 0	HBP 0	BLK 0	WP 0	HR 0	S 78	P 110	ERA 0.00	WHIP 0.714								
35 Cole Hamels, L (1,1) ERA: 1.29	40 Matt Smith, L (8,1) ERA: 4.5	Geoff Geary, R (8,1) ERA: 4.5	45 Tom Gordon, R (9,1) ERA: 9.0	63 Ryan Madson, R (10,1) ERA: 9.0																					

Atlanta Braves @ Philadelphia Phillies
Citizens Bank Park, Philadelphia, PA
Wed Apr 04 2007, 7:05 PM EDT
Att: 41,516 - Drizzle - 45 F

livebaseballscores.com

AB 42
R 3
H 10
RBI 3
BB 4
SO 10
LOB 21

Braves

Batter	1	2	3	4	5	6	7	8	9	10	11	AB	R	H	RBI	BB	SO	LOB	BOTTOM						
11 Jimmy Rollins, S (1,6) OBP: 0.500, SLG: 0.857	G4-3		PO BB			F8		BB		G1-3 IBB		2	1	0	0	3	0	0							
8 Shane Victorino, S (1,9) OBP: 0.300, SLG: 0.444	HBP		PO		G4-3	K		CS 2B		G1-3		4	0	1	1	0	1	2							
6 Ryan Howard, L (1,3) OBP: 0.500, SLG: 0.286	F7				G6-3			2B		G4-3		3	0	0	0	2	0	3							
26 Chase Utley, L (1,4) OBP: 0.300, SLG: 0.333	F9					L9		BB				4	0	1	0	1	0	2							
Pat Burrell, R (1,7) OBP: 0.375, SLG: 0.286												3	0	1	0	0	1	1							
9 Michael Bourn, L (8,7) OBP: 0.500, SLG: 1.250	K				F8			BB		G3		2	0	0	0	0	0	0							
Wes Helms, R (1,5) 40 Matt Smith, L (8,1) Geoff Geary, R (8,1) 45 Tom Gordon, R (9,1) 19 Greg Dobbs, L (8, PH) 63 Ryan Madson, L (10, PH) 28 Jayson Werth, R (11, PH)		G6-3				K				F9		3	0	0	0	0	1	1							
Aaron Rowand, R (1,8) OBP: 0.400, SLG: 0.250		G6-3				G5-3		BB				4	0	0	0	1	2	1							
51 Carlos Ruiz, R (1,2) OBP: 0.500, SLG: 1.250						K		HR				4	1	2	1	0	2	1							
35 Cole Hamels, L (1,1) Abraham Nunez, S (8,5)						G4-3		G3				2	0	0	0	0	0	0							
Inning Stats	R: 0 E: 0 K: 0 S: 8	H: 0 LOB: 1 BB: 0 P: 13	R: 0 E: 0 K: 1 S: 11	H: 0 LOB: 0 BB: 0 P: 15	R: 0 E: 0 K: 1 S: 6	H: 0 LOB: 0 BB: 1 P: 15	R: 0 E: 0 K: 0 S: 5	H: 0 LOB: 1 BB: 1 P: 11	R: 1 E: 0 K: 1 S: 7	H: 1 LOB: 2 BB: 2 P: 22	R: 0 E: 0 K: 1 S: 7	H: 0 LOB: 0 BB: 0 P: 12	R: 0 E: 0 K: 0 S: 8	H: 1 LOB: 2 BB: 1 P: 14	R: 0 E: 0 K: 1 S: 11	H: 1 LOB: 1 BB: 0 P: 15	1B: 3 2B: 2 3B: 0 HR: 1	SF: 0 SAC: 1 DP: 1 HBP: 1	WP: 0 PB: 0 SB: 2 CS: 1	PA: 44					
PITCHER	IP 7.0	WLS 5	BF 26	H 2	R 1	ER 1	SO 5	BB 4	IBB 0	HBP 0	BLK 0	WP 0	HR 1	S 53	P 92	ERA 1.29	WHIP 0.857								
15 Tim Hudson, R (1,1) ERA: 1.29	51 Michael Gonzalez, L (8,1) ERA: 4.5	39 Rafael Soriano, R (9,1) ERA: 4.5	54 Chad Paronto, R (10,1) ERA: 4.5	49 Macey McBride, L (10,1) ERA: 4.5																					

Atlanta Braves @ Philadelphia Phillies
Citizens Bank Park, Philadelphia, PA
Wed Apr 04 2007, 7:05 PM EDT
Att: 41,516 - Drizzle - 45 F

livebaseballscores.com

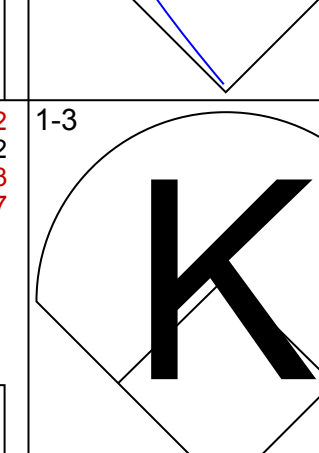

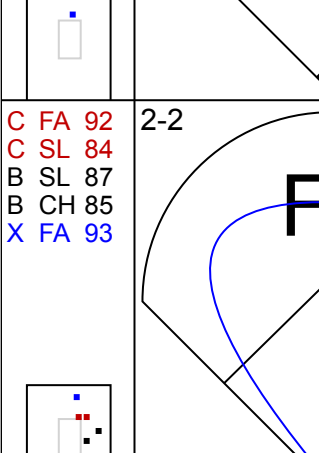


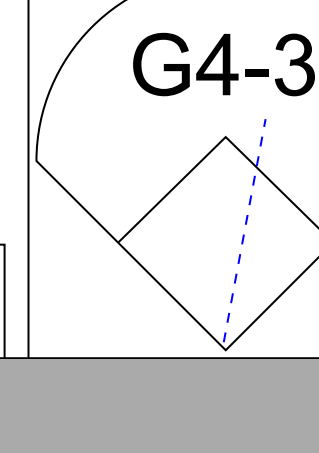

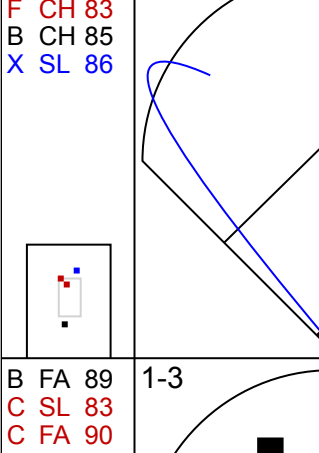



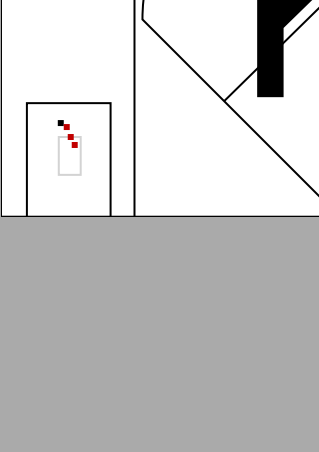
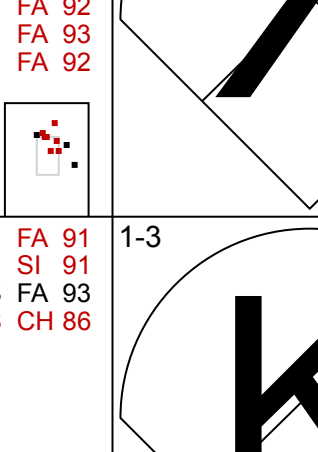

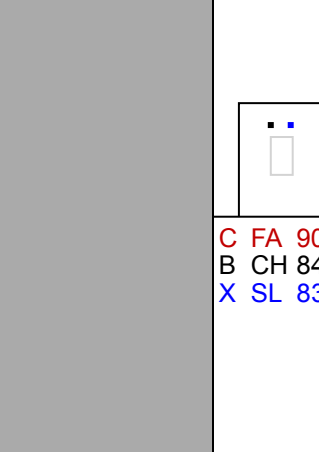
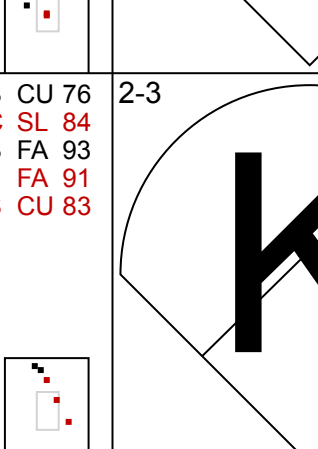
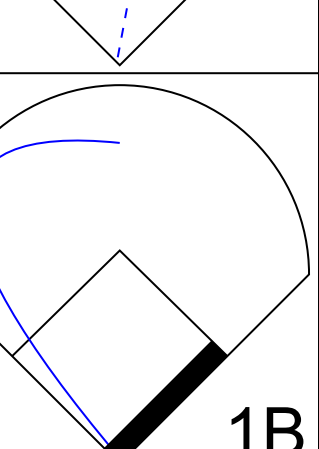
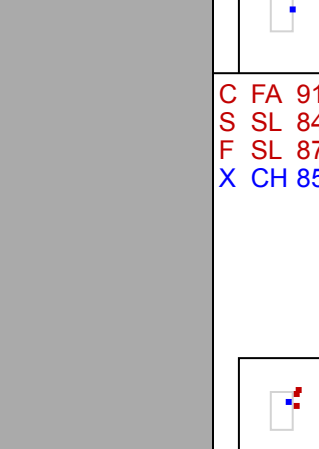

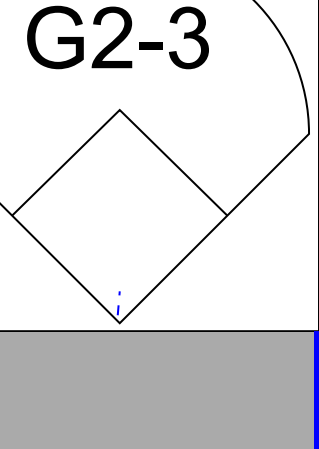
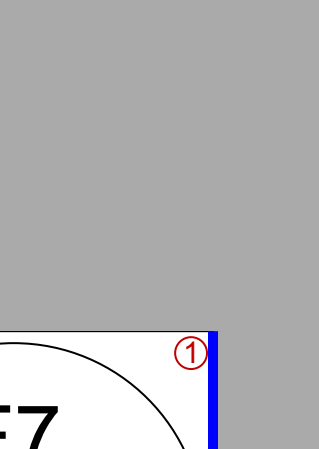
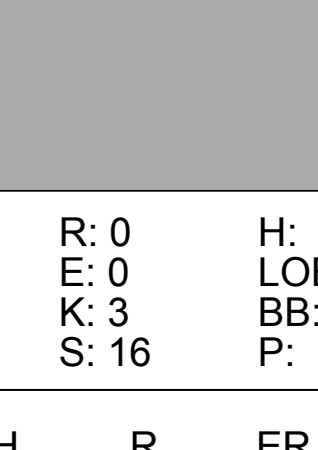
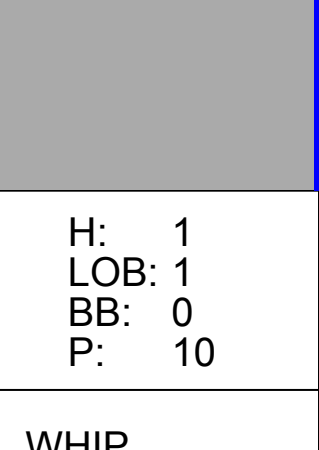
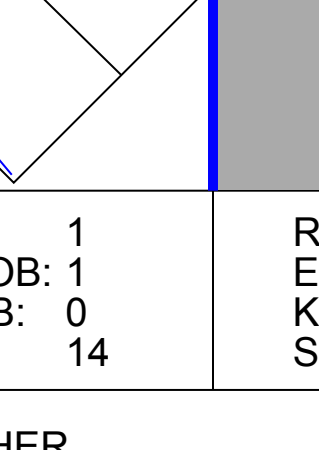
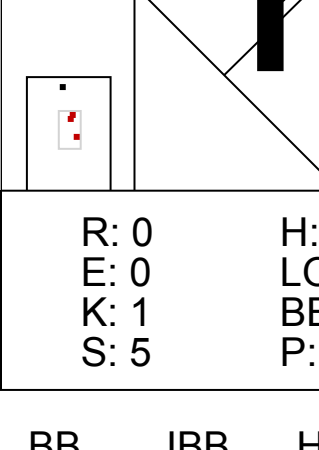
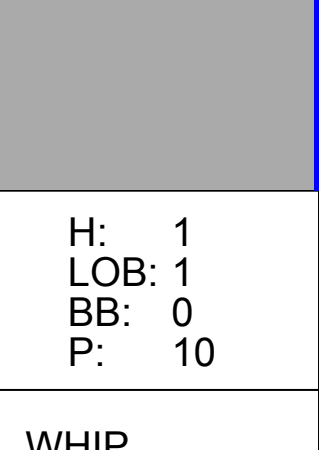
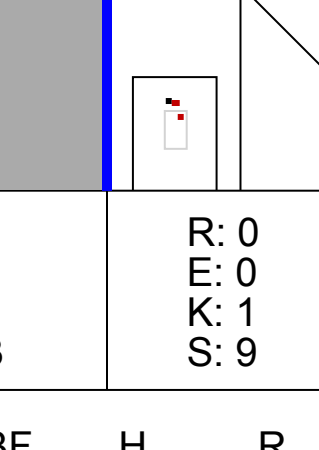



AB 34
R 2
H 6
RBI 2
BB 7
SO 7
LOB 11

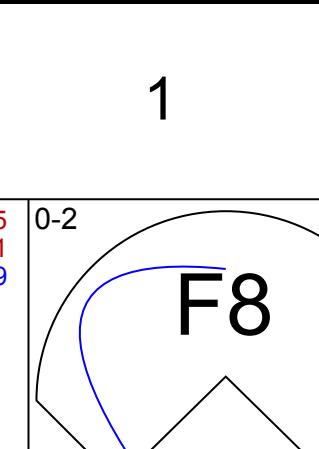
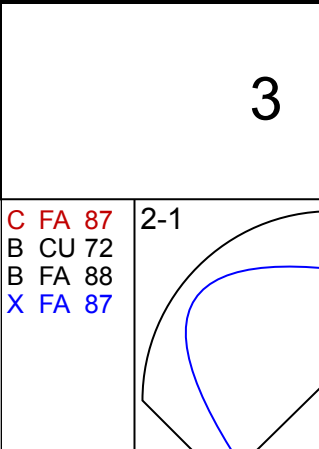
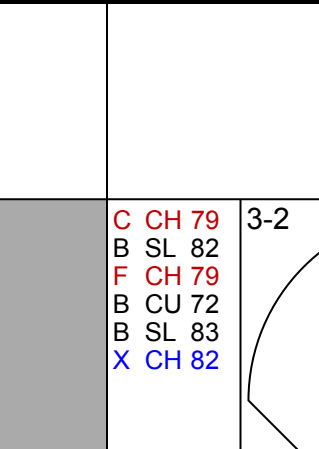
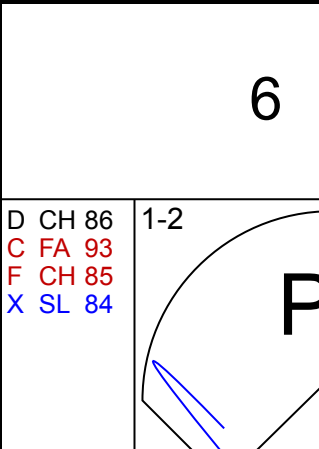
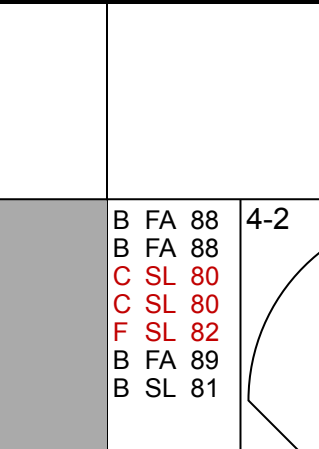
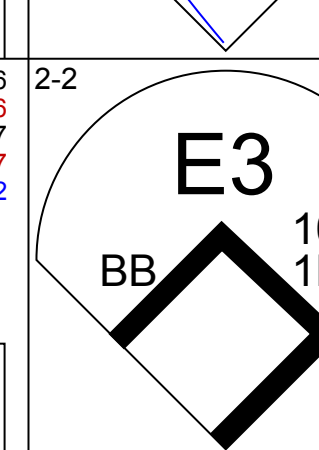
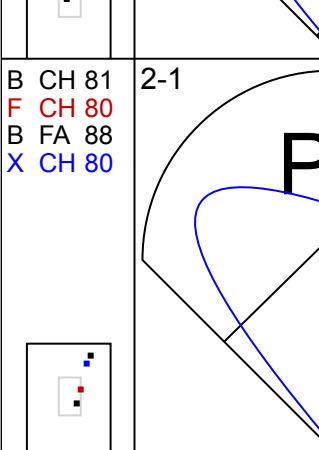
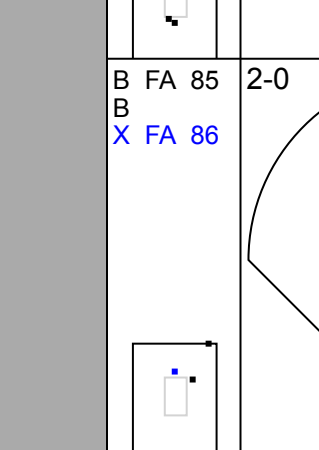
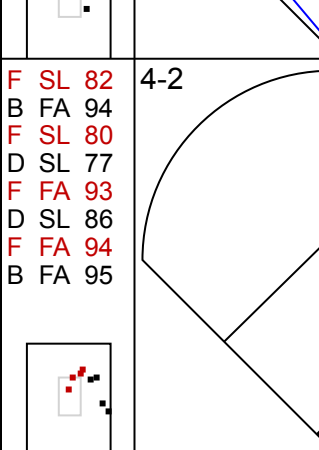
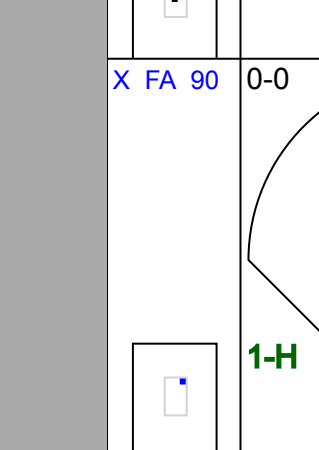
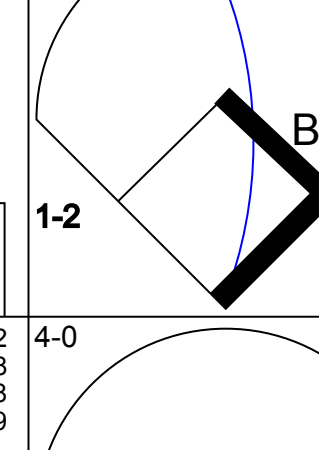
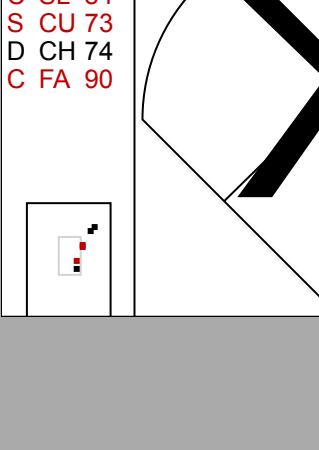
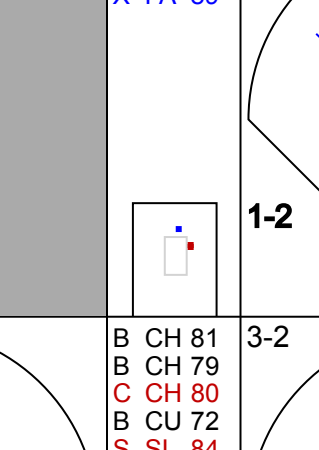
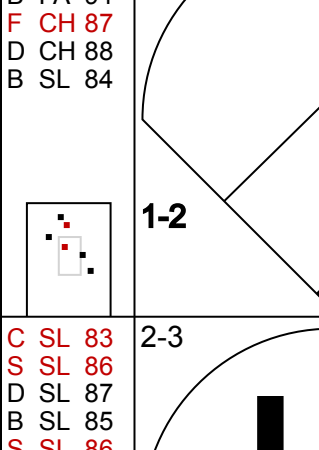
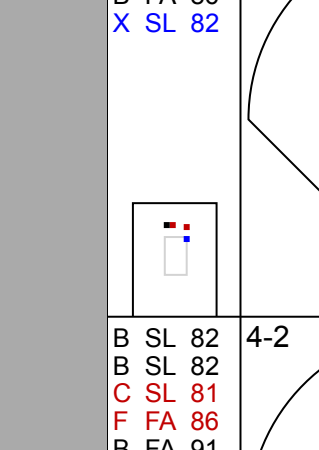
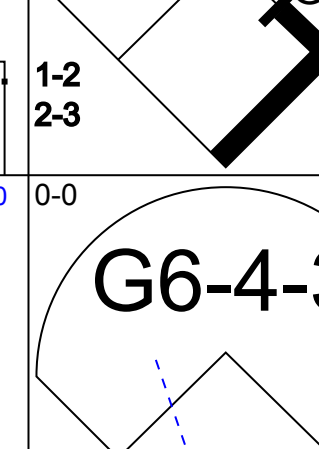

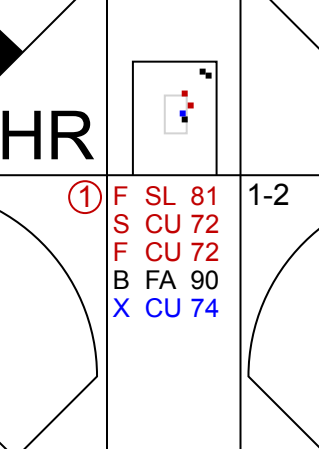
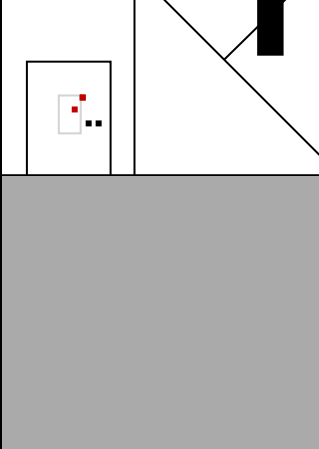
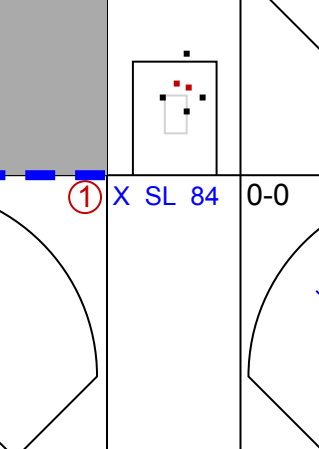


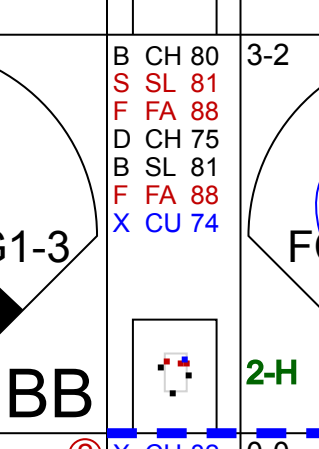

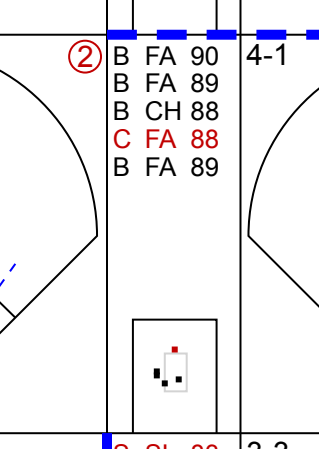


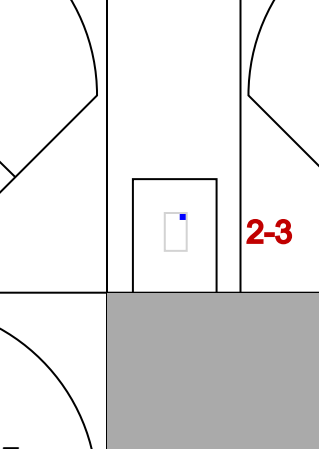
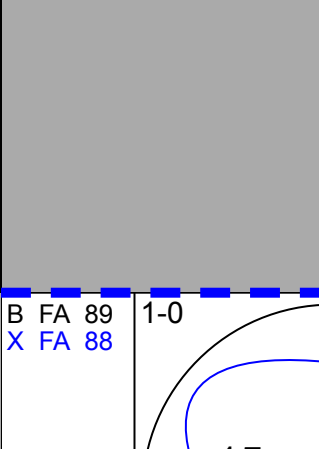
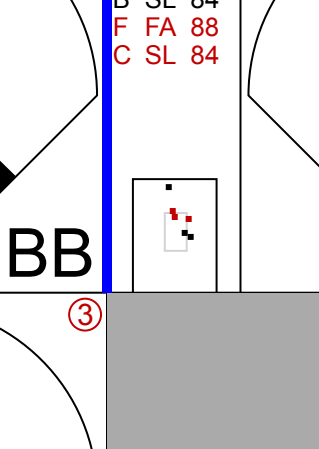

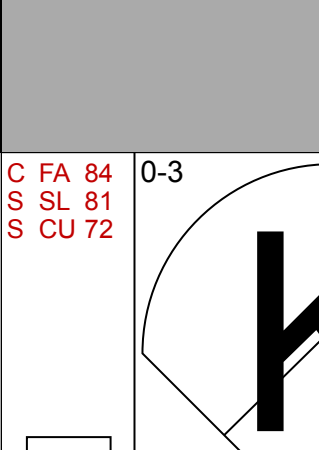
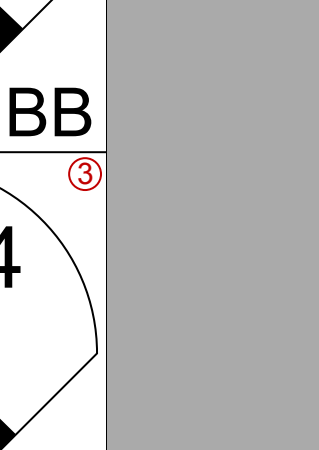
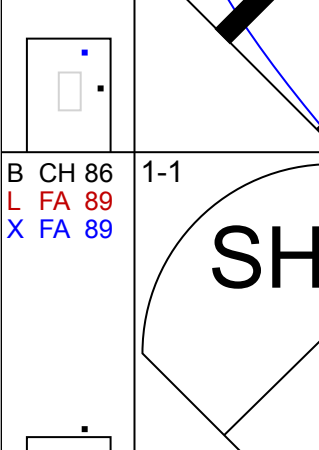
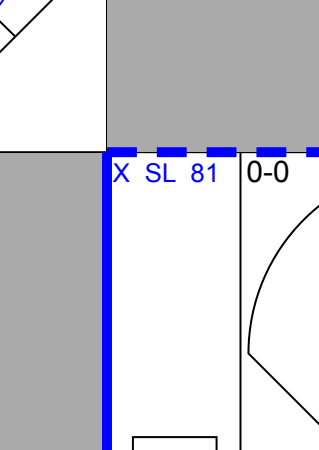
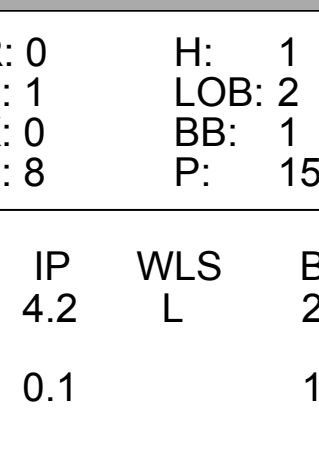
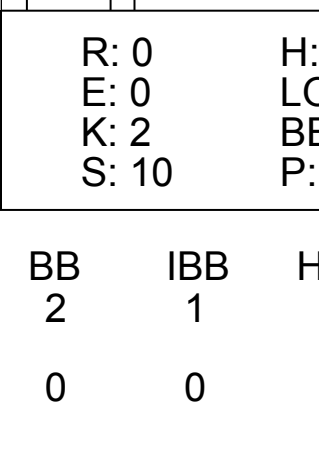
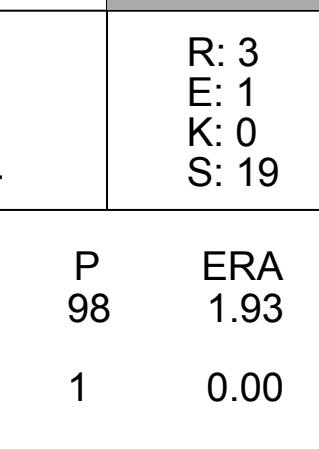
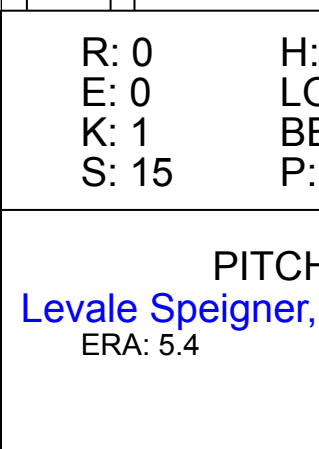
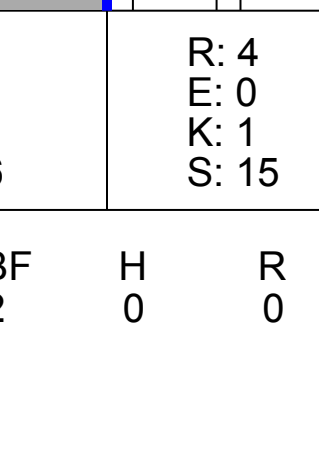


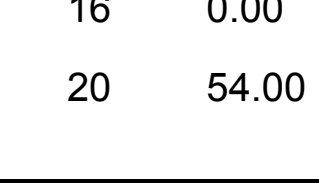


Phillies

Batter	1	2	3	4	5	6	7	8	9	AB	R	H	RBI	BB	SO	LOB	TOP					
7 José Reyes, S OBP: 0.423, SLG: 0.682	G4-3		FC1-5-6-1					K		3	1	0	0	2	1	1	New York Mets @ Atlanta Braves Turner Field, Atlanta, GA Sat Apr 07 2007, 3:55 PM EDT Att: 43,156 - Sunny - 45 F					
16 Paul Lo Duca, R OBP: 0.440, SLG: 0.545	HR				G4-3			G5-3		4	1	1	1	1	1	3						
15 Carlos Beltrán, S OBP: 0.400, SLG: 0.650	E5		G4-3							5	0	1	1	0	1	2						
21 Carlos Delgado, L OBP: 0.280, SLG: 0.261	P2-3									4	1	2	0	1	0	1						
5 David Wright, R OBP: 0.391, SLG: 0.400	K									5	0	1	0	0	3	3						
18 Moises Alou, R OBP: 0.409, SLG: 0.368	F8									4	0	1	0	1	0	4						
20 Shawn Green, L OBP: 0.478, SLG: 0.450	G5-3									5	0	3	1	0	0	2						
22 Jose Valentin, S OBP: 0.238, SLG: 0.211										3	0	1	0	1	0	3						
Tom Glavine, L OBP: 0.333, SLG: 0.333										1	0	0	0	0	0	3						
25 Pedro Feliciano, L ERA: 3.75										0	0	0	0	0	0	0						
35 Joe Smith, R ERA: 6.0										0	0	0	0	0	0	0						
17 David Newhan, L OBP: 0.500, SLG: 0.500										1	0	0	0	0	0	0						
Scott Schoeneweis, L ERA: 2.38										0	0	0	0	0	0	0						
Inning Stats	R: 1 E: 1 K: 0 S: 11	H: 1 LOB: 0 BB: 0 P: 18	R: 0 E: 0 K: 1 S: 9	H: 0 LOB: 0 BB: 0 P: 16	R: 0 E: 0 K: 0 S: 9	H: 1 LOB: 2 BB: 1 P: 18	R: 0 E: 0 K: 1 S: 11	H: 2 LOB: 3 BB: 1 P: 23	R: 1 E: 0 K: 1 S: 14	H: 2 LOB: 2 BB: 1 P: 25	R: 0 E: 0 K: 1 S: 9	H: 1 LOB: 2 BB: 2 P: 18	R: 1 E: 0 K: 0 S: 14	H: 2 LOB: 2 BB: 1 P: 24	R: 0 E: 0 K: 1 S: 11	H: 0 LOB: 0 BB: 0 P: 14	R: 0 E: 0 K: 1 S: 11	H: 1 LOB: 2 BB: 1 P: 22	1B: 8 2B: 2 3B: 0 HR: 1	SF: 0 SAC: 2 DP: 1 HBP: 0	WP: 1 PB: 0 SB: 2 CS: 0	PA: 43
PITCHER	IP WLS BF H R ER SO BB IBB HBP BLK WP HR S P ERA WHIP																					
29 John Smoltz, R ERA: 3.75	6.0 W 29 7 2 2 4 3 1 0 0 0 1 63 118 3.00 1.667																					
51 Michael Gonzalez, L ERA: 6.0	1.0 H 6 2 1 1 0 1 0 0 0 0 0 14 24 9.00 3.000																					
39 Rafael Soriano, R ERA: 6.0	1.0 H 3 0 0 0 1 0 0 0 0 0 0 11 14 0.00 0.000																					
28 Bob Wickman, R ERA: 2.38	1.0 S 5 1 0 0 1 1 0 0 0 0 1 0 11 22 0.00 2.000																					

Batter	1	2	3	4	5	6	7	8	9	AB	R	H	RBI	BB	SO	LOB	BOTTOM			
2 Kelly Johnson, L OBP: 0.250, SLG: 0.294	E3				G4-3					3	1	1	0	1	0	0	New York Mets @ Atlanta Braves Turner Field, Atlanta, GA Sat Apr 07 2007, 3:55 PM EDT Att: 43,156 - Sunny - 45 F			
11 Edgar Renteria, R OBP: 0.409, SLG: 0.667										3	0	1	1	1	0	1				
10 Chipper Jones, S OBP: 0.391, SLG: 0.222	F4									4	0	0	0	0	0	5				
Andrew Jones, R OBP: 0.273, SLG: 0.263										2	1	1	0	2	0	0				
7 Jeff Francoeur, R OBP: 0.250, SLG: 0.450	G6-3									4	1	1	1	0	0	3				
16 Brian McCann, L OBP: 0.400, SLG: 0.737	G4-3									4	0	0	0	0	0	4				
Craig Wilson, R OBP: 0.250, SLG: 0.100	K									2	1	1	0	1	1	0				
23 Matt Diaz, R OBP: 0.273, SLG: 0.600										2	1	1	2	0	0	1				
Ryan Langerhans, L OBP: 0.273, SLG: 0.111	HR									1	0	0	0	0	0	1				
29 John Smoltz, R ERA: 3.75										2	0	0	0	0	1	1				
Chris Woodward, R OBP: 0.177, SLG: 0.200										0	0	0	1	0	0	0				
51 Michael Gonzalez, R ERA: 6.0										0	0	0	0	0	0	0				
39 Rafael Soriano, R ERA: 6.0										1	0	0	0	0	0	1				
Scott Thorman, L ERA: 2.38										0	0	0	0	0	0	0				
28 Bob Wickman, R ERA: 2.38										0	0	0	0	0	0	0				
Inning Stats	R: 1 E: 1 K: 0 S: 14	H: 0 LOB: 2 BB: 2 P: 30	R: 1 E: 0 K: 1 S: 12	H: 2 LOB: 1 BB: 0 P: 21	R: 0 E: 0 K: 0 S: 6	H: 0 LOB: 0 BB: 0 P: 10	R: 0 E: 0 K: 1 S: 9	H: 0 LOB: 1 BB: 0 P: 19	R: 0 E: 0 K: 0 S: 5	H: 0 LOB: 0 BB: 0 P: 12	R: 3 E: 0 K: 0 S: 20	H: 3 LOB: 3 BB: 2 P: 40	R: 0 E: 0 K: 0 S: 4	H: 0 LOB: 0 BB: 1 P: 12	R: 0 E: 0 K: 0 S: 9	H: 1 LOB: 0 BB: 0 P: 13	1B: 4 2B: 1 3B: 0 HR: 1	SF: 2 SAC: 0 DP: 1 HBP: 1	WP: 0 PB: 0 SB: 1 CS: 1	PA: 36
PITCHER	IP WLS BF H R ER SO BB IBB HBP BLK WP HR S P ERA WHIP																			
Tom Glavine, L ERA: 2.38	5.1 L 26 4 5 2 2 3 0 1 0 0 0 56 113 3.38 1.312																			
25 Pedro Feliciano, L ERA: 3.75	0.1 2 0 0 0 0 1 0 0 0 0 0 5 11 0.00 3.000																			
35 Joe Smith, R ERA: 6.0	1.1 5 1 0 0 0 1 0 0 0 0 0 9 20 0.00 1.500																			
Scott Schoeneweis, L ERA: 2.38	1.0 3 1 0 0 0 0 0 0 0 0 0 9 13 0.00 1.000																			



Batter	1	2	3	4	5	6	7	8	9	AB	R	H	RBI	BB	SO	LOB	TOP					
Felipe Lopez, S OBP: 0.306, SLG: 0.324 (1, 6)										4	0	0	0	0	1	0	Washington Nationals @ Atlanta Braves Turner Field, Atlanta, GA Tue Apr 10 2007, 7:35 PM EDT Att: 18,396 - Cloudy - 63 F					
Chris Snelling, L OBP: 0.286, SLG: 0.250 (1, 7)										4	0	1	0	0	0	0						
11 Ryan Zimmerman, R OBP: 0.294, SLG: 0.375 (1, 5)										4	0	0	0	0	2	1						
21 Dmitri Young, S OBP: 0.387, SLG: 0.519 (1, 3)										3	0	1	0	1	0	0						
25 Austin Kearns, R OBP: 0.353, SLG: 0.433 (1, 9)										4	0	0	0	0	2	2						
Ryan Church, L OBP: 0.387, SLG: 0.667 (1, 8)										3	0	1	0	0	1	1						
10 Ronnie Belliard, R OBP: 0.391, SLG: 0.478 (1, 4)										3	0	1	0	0	1	2						
Brian Schneider, L OBP: 0.143, SLG: 0.160 (1, 2)										3	0	0	0	0	0	1						
47 Matt Chico, L (5, 1)										1	0	0	0	0	0	0						
59 Micah Bowie, L (5, 1)										0	0	0	0	0	0	0						
D'Angelo Jimenez, S ERA: 3.86 (6, 1)										0	0	0	0	0	0	0						
43 Jesus Colome, R ERA: 3.86 (6, 1)										0	0	0	0	0	0	0						
35 Ryan Wagner, R ERA: 1.89 (7, 1)										0	0	0	0	0	0	0						
Josh Wilson, R (8, 1)										0	0	0	0	0	0	0						
34 Ray King, L ERA: 12.27 (8, 1)										0	0	0	0	0	0	0						
Inning Stats	R: 0 E: 0 K: 2 S: 8	H: 0 LOB: 0 BB: 0 P: 13	R: 0 E: 0 K: 3 S: 16	H: 0 LOB: 1 BB: 1 P: 26	R: 0 E: 0 K: 1 S: 5	H: 0 LOB: 0 BB: 0 P: 9	R: 0 E: 0 K: 1 S: 9	H: 0 LOB: 0 BB: 0 P: 11	R: 0 E: 0 K: 0 S: 7	H: 1 LOB: 1 BB: 0 P: 10	R: 0 E: 0 K: 0 S: 9	H: 1 LOB: 1 BB: 0 P: 14	R: 0 E: 0 K: 0 S: 9	H: 0 LOB: 1 BB: 0 P: 13	R: 0 E: 0 K: 1 S: 9	H: 0 LOB: 1 BB: 0 P: 14	R: 0 E: 0 K: 1 S: 9	H: 1 LOB: 1 BB: 0 P: 13	1B: 3 2B: 1 3B: 0 HR: 0	SF: 0 SAC: 0 DP: 0 HBP: 0	WP: 0 PB: 0 SB: 0 CS: 0	PA: 32
PITCHER	IP	WLS	BF	H	R	ER	SO	BB	IBB	HBP	BLK	WP	HR	S	P	ERA	WHIP					
15 Tim Hudson, R ERA: 0.94 (1, 1)	7.0	W	25	3	0	0	7	1	0	0	0	0	0	63	96	0.00	0.571					
51 Michael Gonzalez, L ERA: 3.86 (8, 1)	1.0		3	0	0	0	1	0	0	0	0	0	0	9	14	0.00	0.000					
54 Chad Paronto, R ERA: (9, 1)	1.0		4	1	0	0	1	0	0	0	0	0	0	9	13	0.00	1.000					

Batter	1	2	3	4	5	6	7	8	9	AB	R	H	RBI	BB	SO	LOB	BOTTOM				
2 Kelly Johnson, L OBP: 0.310, SLG: 0.458 (1, 4)										4	1	1	0	1	0	1	Washington Nationals @ Atlanta Braves Turner Field, Atlanta, GA Tue Apr 10 2007, 7:35 PM EDT Att: 18,396 - Cloudy - 63 F				
11 Edgar Renteria, R OBP: 0.387, SLG: 0.571 (1, 6)										4	2	1	1	1	0	1					
54 Chad Paronto, R (9, 1)										0	0	0	0	0	0	0					
10 Chipper Jones, S OBP: 0.406, SLG: 0.308 (1, 5)										4	1	2	0	1	1	2					
Andrew Jones, R OBP: 0.290, SLG: 0.346 (1, 8)										3	2	1	1	2	1	5					
7 Jeff Francoeur, R OBP: 0.310, SLG: 0.621 (1, 9)										5	2	2	5	0	2	3					
16 Brian McCann, L OBP: 0.448, SLG: 0.720 (1, 2)										3	0	1	1	2	0	0					
Craig Wilson, R OBP: 0.278, SLG: 0.071 (1, 3)										3	0	0	0	1	0	2					
51 Michael Gonzalez, R ERA: 3.86 (8, 1)										0	0	0	0	0	0	0					
Chris Woodward, R OBP: 0.222, SLG: 0.143 (8, 6)										1	0	0	0	0	1	1					
23 Matt Diaz, R OBP: 0.375, SLG: 0.643 (1, 7)										2	0	1	0	1	0	0					
Ryan Langerhans, L OBP: 0.286, SLG: 0.091 (7, 7)										1	0	0	0	0	0	1					
15 Tim Hudson, R (1, 1)										2	0	0	0	0	1	2					
Scott Thorman, L OBP: 0.154, SLG: 0.462 (8, 3)										1	0	0	0	0	0	0					
Inning Stats	R: 0 E: 1 K: 0 S: 8	H: 1 LOB: 2 BB: 1 P: 15	R: 0 E: 0 K: 0 S: 7	H: 0 LOB: 0 BB: 0 P: 12	R: 0 E: 0 K: 2 S: 10	H: 1 LOB: 1 BB: 0 P: 17	R: 1 E: 0 K: 1 S: 10	H: 1 LOB: 2 BB: 2 P: 24	R: 3 E: 1 K: 0 S: 19	H: 3 LOB: 1 BB: 0 P: 31	R: 0 E: 0 K: 1 S: 15	H: 1 LOB: 3 BB: 2 P: 28	R: 0 E: 0 K: 1 S: 8	H: 0 LOB: 1 BB: 1 P: 16	R: 4 E: 0 K: 1 S: 15	H: 2 LOB: 1 BB: 3 P: 31	1B: 2 2B: 5 3B: 0 HR: 2	SF: 0 SAC: 1 DP: 1 HBP: 0	WP: 0 PB: 0 SB: 0 CS: 0	PA: 43	
PITCHER	IP	WLS	BF	H	R	ER	SO	BB	IBB	HBP	BLK	WP	HR	S	P	ERA	WHIP				
47 Matt Chico, L ERA: 7.27 (5, 1)	4.2	L	24	6	4	1	3	2	0	0	0	0	0	1	1	1.93	1.714				
59 Micah Bowie, L ERA: 3.86 (5, 1)	0.1		1	0	0	0	0	0	0	0	0	0	0	1	1	0.00	0.000				
43 Jesus Colome, R ERA: 3.86 (6, 1)	1.0		6	1	0	0	1	2	0	0	0	0	0	15	28	0.00	3.000				
35 Ryan Wagner, R ERA: 1.89 (7, 1)	1.0		4	0	0	0	1	1	0	0	0	0	0	8	16	0.00	1.000				
34 Ray King, L ERA: 12.27 (8, 1)	0.2		6	2	4	4	0	2	0	0	0	0	1	11	20	54.00	6.000				




Batter	1	2	3	4	5	6	7	8	9	AB	R	H	RBI	BB	SO	LOB	TOP					
Felipe Lopez, S (1, 6) OBP: 0.326, SLG: 0.310	G3		K			G4-3		BB		3	1	0	0	2	1	1						
10 Ronnie Belliard, R (1, 4) OBP: 0.406, SLG: 0.469	G5-3			F7		G5-3		BB		5	0	1	1	0	1	3						
11 Ryan Zimmerman, R (1, 5) OBP: 0.273, SLG: 0.317	G6-3			F8				1B	F8	5	0	1	1	0	1	3						
21 Dmitri Young, S (1, 3) OBP: 0.375, SLG: 0.471		P5		G1-4-3				IBB		3	0	0	0	1	1	0						
25 Austin Kearns, R (1, 9) OBP: 0.326, SLG: 0.410					F8		G4-3			4	0	1	0	0	2	3						
Ryan Church, L (1, 8) OBP: 0.410, SLG: 0.657	G3				G4-3		G4-3			4	0	1	0	0	1	4						
Brian Schneider, L (1, 2) OBP: 0.222, SLG: 0.138					G4-3		F8			2	0	0	0	2	0	2						
Chris Snelling, L (1, 7) OBP: 0.389, SLG: 0.231										1	1	0	0	1	1	1						
57 Jason Bergmann, R (7, 1) 43 Jesus Colome, R (8, PH) D'Angelo Jimenez, S (8, 1) Jon Rauch, R (8, PH) Josh Wilson, R (8, PH) 32 Chad Cordero, R (8, 1)										2	0	0	0	0	0	4						
Inning Stats	R: 0 E: 0 K: 0 S: 10	H: 0 LOB: 0 BB: 0 P: 15	R: 0 E: 0 K: 1 S: 7	H: 0 LOB: 0 BB: 0 P: 8	R: 0 E: 0 K: 1 S: 9	H: 0 LOB: 1 BB: 1 P: 17	R: 0 E: 0 K: 0 S: 8	H: 0 LOB: 0 BB: 0 P: 8	R: 0 E: 0 K: 0 S: 7	H: 1 LOB: 2 BB: 1 P: 15	R: 0 E: 0 K: 1 S: 9	H: 0 LOB: 0 BB: 0 P: 11	R: 0 E: 0 K: 1 S: 13	H: 1 LOB: 1 BB: 0 P: 20	R: 2 E: 1 K: 2 S: 14	H: 2 LOB: 3 BB: 2 P: 28	R: 0 E: 0 K: 2 S: 13	H: 0 LOB: 3 BB: 3 P: 29	1B: 3 2B: 2 3B: 0 HR: 0	SF: 0 SAC: 1 DP: 1 HBP: 2	WP: 1 PB: 0 SB: 0 CS: 0	PA: 39
PITCHER	IP	WLS	BF	H	R	ER	SO	BB	IBB	HBP	BLK	WP	HR	S	P	ERA	WHIP					
29 John Smoltz, R (1, 1) ERA: 3.15	8.0	L	33	4	2	2	6	2	2	2	0	1	0	77	122	2.25	0.750					
49 Macay McBride, L (8, 1) ERA: 7.71	0.1		4	0	0	0	1	3	0	0	0	0	0	9	22	0.00	9.000					
Tyler Yates, R (8, 1) ERA: 7.71	0.2		2	0	0	0	1	0	0	0	0	0	0	4	7	0.00	0.000					

Washington Nationals @ Atlanta Braves
Turner Field, Atlanta, GA
Thu Apr 12 2007, 7:35 PM EDT
Att: 23,897 - Clear - 66 F

livebaseballscores.com

AB 29
R 2
H 4
RBI 2
BB 7
SO 8
LOB 21




Batter	1	2	3	4	5	6	7	8	9	AB	R	H	RBI	BB	SO	LOB	BOTTOM					
2 Kelly Johnson, L (1, 4) OBP: 0.316, SLG: 0.419	BB		F8		L4			G4-3		3	0	0	0	1	0	0						
11 Edgar Renteria, R (1, 6) OBP: 0.400, SLG: 0.528			K				G4-6-3			3	0	0	0	1	2	1						
10 Chipper Jones, S (1, 5) OBP: 0.415, SLG: 0.412	BB		K				G4-6-3			3	0	1	0	1	1	1						
Andrew Jones, R (1, 8) OBP: 0.308, SLG: 0.455										3	0	1	0	1	2	2						
16 Brian McCann, L (1, 2) OBP: 0.378, SLG: 0.576										4	0	0	0	0	2	5						
7 Jeff Francoeur, R (1, 9) OBP: 0.324, SLG: 0.543		F8								3	0	0	0	1	1	1						
Scott Thorman, L (1, 3) OBP: 0.238, SLG: 0.368										3	0	0	0	1	1	4						
Ryan Langerhans, L (1, 7) OBP: 0.238, SLG: 0.111										3	0	0	0	0	2	1						
29 John Smoltz, R (1, 1) ERA: 3.72	6.0	W	3	0	0	0	0	4	0	0	0	0	0	7	9	0.00	0.833					
43 Jesus Colome, R (7, 1) ERA: 3.39	1.0	H	3	0	0	0	1	0	0	0	0	0	0	8	11	0.00	0.000					
Jon Rauch, R (8, 1) ERA: 6.35	1.0	S	6	1	0	0	2	2	0	0	0	0	0	18	33	0.00	3.000					
32 Chad Cordero, R (8, 1) ERA: 6.75	1.0									2	0	0	0	0	0	1						
Inning Stats	R: 0 E: 0 K: 3 S: 15	H: 0 LOB: 2 BB: 2 P: 30	R: 0 E: 0 K: 1 S: 10	H: 0 LOB: 1 BB: 1 P: 19	R: 0 E: 0 K: 2 S: 10	H: 0 LOB: 0 BB: 0 P: 17	R: 0 E: 0 K: 1 S: 8	H: 1 LOB: 1 BB: 0 P: 11	R: 0 E: 0 K: 0 S: 10	H: 0 LOB: 0 BB: 0 P: 17	R: 0 E: 0 K: 1 S: 6	H: 0 LOB: 0 BB: 1 P: 11	R: 0 E: 0 K: 0 S: 7	H: 0 LOB: 0 BB: 0 P: 9	R: 0 E: 0 K: 1 S: 8	H: 0 LOB: 0 BB: 0 P: 11	R: 0 E: 0 K: 2 S: 18	H: 1 LOB: 3 BB: 2 P: 33	1B: 1 2B: 1 3B: 0 HR: 0	SF: 0 SAC: 0 DP: 1 HBP: 0	WP: 2 PB: 0 SB: 0 CS: 0	PA: 34
PITCHER	IP	WLS	BF	H	R	ER	SO	BB	IBB	HBP	BLK	WP	HR	S	P	ERA	WHIP					
57 Jason Bergmann, R (7, 1) ERA: 3.72	6.0	W	3	0	0	0	0	4	0	0	0	0	0	7	9	0.00	0.833					
43 Jesus Colome, R (7, 1) ERA: 3.39	1.0	H	3	0	0	0	1	0	0	0	0	0	0	8	11	0.00	0.000					
Jon Rauch, R (8, 1) ERA: 6.35	1.0	S	6	1	0	0	2	2	0	0	0	0	0	18	33	0.00	3.000					
32 Chad Cordero, R (8, 1) ERA: 6.75	1.0																					

Washington Nationals @ Atlanta Braves
Turner Field, Atlanta, GA
Thu Apr 12 2007, 7:35 PM EDT
Att: 23,897 - Clear - 66 F

livebaseballscores.com

AB 28
R 0
H 2
RBI 0
BB 6
SO 11
LOB 16



Batter	1	2	3	4	5	6	7	8	9	AB	R	H	RBI	BB	SO	LOB	TOP					
Chris Woodward, R (1,4) OBP: 0.294, SLG: 0.267	3-2 11 G6-4-3 1B	1-2 E4			0-0 11 G6-4-3 1B		0-3 K		2-1 F7	5	0	2	0	0	1	2						
11 Edgar Renteria, R (1,6) OBP: 0.385, SLG: 0.478	2-2 G6-4-3	0-1 L9			1-1 G6-4-3		0-0 G4-3			4	0	0	0	0	0	4						
10 Chipper Jones, S (1,5) OBP: 0.426, SLG: 0.523	4-2 7 BB BB				2-0 F8		0-1 1B			3	0	1	0	1	1	0						
Andruw Jones, R (1,8) OBP: 0.314, SLG: 0.465	4-2 7 BB BB				2-1 G5-3		1-1 G4-3		2-0 P5	3	0	0	0	1	0	1						
7 Jeff Francoeur, R (1,9) OBP: 0.347, SLG: 0.465	4-2 1-2 2-3 BB				0-0 G5-3		4-2 23 F9 16 BB G4-3		2-3 K	2	1	0	0	2	1	0						
16 Brian McCann, L (1,2) OBP: 0.378, SLG: 0.525	3-2 F8				1-0 F9		4-2 G4-3 BB		0-2 F7	3	0	0	0	1	0	3						
23 Matt Diaz, R (1,7)		2-0 G5-3			3-2 G6-3		0-1 F9		1-1 F8	4	0	0	0	0	0	2						
Craig Wilson, R (1,3) Scott Thorman, L (6,PH) OBP: 0.250, SLG: 0.409		2-1 36 SH1-4 HBP			0-0 1B		1-2 G4-3		2-1 WP 2B	1	0	1	0	0	0	0						
36 Chuck James, L (1,1) 2 Kelly Johnson, L (6,PH) Steve Colyer, L (6,1) Oscar Villarreal, L (7,1) Tyler Yates, R (8,1) 51 Michael Gonzalez, R (8,1) Ryan Langerhans, L (9,PH)		2-1 SH1-4			1-1 G4-3		1-2 3-H 2-2 F7		2-3 K	1	0	0	0	0	0	1						
Inning Stats	R: 0 E: 0 K: 0 S: 17	H: 1 LOB: 3 BB: 3 P: 37	R: 0 E: 1 K: 0 S: 9	H: 0 LOB: 2 BB: 0 P: 16	R: 0 E: 0 K: 0 S: 4	H: 0 LOB: 0 BB: 0 P: 8	R: 0 E: 0 K: 0 S: 10	H: 1 LOB: 1 BB: 0 P: 15	R: 0 E: 0 K: 0 S: 7	H: 2 LOB: 1 BB: 2 P: 9	R: 1 E: 0 K: 0 S: 14	H: 0 LOB: 1 BB: 2 P: 25	R: 0 E: 0 K: 2 S: 7	H: 0 LOB: 0 BB: 0 P: 9	R: 0 E: 0 K: 1 S: 8	H: 0 LOB: 0 BB: 0 P: 12	R: 0 E: 0 K: 1 S: 9	H: 1 LOB: 1 BB: 0 P: 16	1B: 4 2B: 1 3B: 0 HR: 0	SF: 0 SAC: 1 DP: 2 HBP: 1	WP: 1 PB: 0 SB: 0 CS: 0	PA: 37
PITCHER	IP WLS BF H R ER SO BB IBB HBP BLK WP HR S P ERA WHIP																					
47 Matt Chico, L (1,1) ERA: 5.27	5.0 W 24 4 1 1 0 5 0 0 0 0 0 0 0 51 97 1.80 1.800																					
52 Saul Rivera, R (6,1) ERA:	2.0 H 6 0 0 0 2 0 0 0 0 0 0 0 0 17 22 0.00 0.000																					
Jon Rauch, R (8,1) ERA: 4.7	1.0 H 3 0 0 0 1 0 0 0 0 0 0 0 0 8 12 0.00 0.000																					
32 Chad Cordero, R (9,1) ERA: 4.5	1.0 4 1 0 0 1 0 0 0 0 0 1 0 9 16 0.00 1.000																					

Atlanta Braves @ Washington Nationals
Robert F. Kennedy Memorial Stadium, Washington, DC
Mon Apr 16 2007, 7:05 PM EDT
Att: 16,326 - Overcast - 44 F

AB 30
R 1
H 5
RBI 1
BB 5
SO 4
LOB 16



Batter	1	2	3	4	5	6	7	8	9	AB	R	H	RBI	BB	SO	LOB	BOTTOM			
Felipe Lopez, S (1,6) OBP: 0.339, SLG: 0.333	0-0 10 CS 1B		1-2 10 11 1B 1B		2-1 L9		0-1 2B			4	1	3	0	0	0	0				
10 Ronnie Belliard, R (1,4) SAFE	3-3 K		1-2 11 1B 2B		3-2 L9		1-0 L7			4	1	1	0	0	1	2				
11 Ryan Zimmerman, R (1,5)	3-3 K		1-2 21 2B 1B		1-0 G3		0-1 21 2B BB 1B			4	2	2	1	0	1	0				
21 Dmitri Young, S (1,3) 13 Robert Fick, L (9,3) OBP: 0.100, SLG: 0.100		1-1 G3	0-1 2B		0-1 WP 1B		1-0 BB G4-3 2B			4	1	3	2	0	0	0				
25 Austin Kearns, R (1,9) OBP: 0.309, SLG: 0.360	1-0 L8		4-0 2B		0-1 F9		2-3 K			3	0	0	0	1	1	3				
Ryan Church, L (1,8) OBP: 0.431, SLG: 0.682	4-2 BB		0-0 G3-1		2-3 K		4-1 G4-3 BB BB			2	0	0	0	2	1	3				
Brian Schneider, L (1,2) SAFE	1-0 G3			1-3 K		1-3 K2-3		4-1 G4-3 BB		3	0	0	1	1	2	2				
Chris Snelling, L (1,7) OBP: 0.379, SLG: 0.391			0-0 G4-3		0-2 G5-3		1-0 P6		1-2 2-3 3-H 2-2 G4-3	4	0	0	1	0	0	2				
47 Matt Chico, L (1,1) 52 Saul Rivera, S (6,1) D'Angelo Jimenez, S (7,PH) Jon Rauch, R (8,1) Josh Wilson, R (8,PH) 32 Chad Cordero, R (9,1)		0-2 G6-3	0-1 G1		1-3 K		1-3 K		3-3 K	2	0	0	0	0	0	0				
Inning Stats	R: 0 E: 0 K: 2 S: 11	H: 1 LOB: 0 BB: 0 P: 17	R: 0 E: 0 K: 0 S: 6	H: 0 LOB: 1 BB: 1 P: 13	R: 3 E: 0 K: 0 S: 16	H: 4 LOB: 2 BB: 1 P: 23	R: 0 E: 0 K: 1 S: 8	H: 0 LOB: 0 BB: 0 P: 9	R: 0 E: 0 K: 2 S: 10	H: 1 LOB: 1 BB: 0 P: 13	R: 0 E: 0 K: 1 S: 7	H: 1 LOB: 1 BB: 0 P: 10	R: 2 E: 0 K: 2 S: 16	H: 2 LOB: 2 BB: 2 P: 32	R: 0 E: 0 K: 2 S: 16	H: 2 LOB: 2 BB: 2 P: 32	1B: 6 2B: 4 3B: 0 HR: 0	SF: 0 SAC: 0 DP: 1 HBP: 0	WP: 1 PB: 0 SB: 0 CS: 1	PA: 36
PITCHER	IP WLS BF H R ER SO BB IBB HBP BLK WP HR S P ERA WHIP																			
36 Chuck James, L (1,1) ERA: 2.25	5.0 L 21 5 3 3 3 1 1 0 0 0 0 0 0 47 74 5.40 1.200																			
Steve Colyer, L (7,1) ERA:	1.2 7 2 0 0 3 0 0 0 0 0 0 0 0 16 21 0.00 1.200																			
Oscar Villarreal, R (7,1) ERA: 1.5	0.1 1 0 0 0 0 0 0 0 0 0 0 0 0 1 2 0.00 0.000																			
Tyler Yates, R (8,1) ERA: 6.75	0.1 3 2 2 2 1 0 0 0 0 0 0 0 6 9 54.00 6.000																			
51 Michael Gonzalez, L (8,1) ERA: 2.84	0.2 4 0 0 0 1 2 0 0 0 0 0 0 10 23 0.00 3.000																			

Atlanta Braves @ Washington Nationals
Robert F. Kennedy Memorial Stadium, Washington, DC
Mon Apr 16 2007, 7:05 PM EDT
Att: 16,326 - Overcast - 44 F

AB 32
R 5
H 9
RBI 5
BB 4
SO 8
LOB 14



Batter	1	2	3	4	5	6	7	8	9	AB	R	H	RBI	BB	SO	LOB	TOP			
2 Kelly Johnson, L OBP: 0.352, SLG: 0.400	2-1 11 E 11 S 1B	2-1 11 BLK 1B		1-2 G3			2-2 10 WP 16 1B 1B	1-2 E6 1B		5	2	4	0	0	0	0	<p>Atlanta Braves @ Washington Nationals Robert F. Kennedy Memorial Stadium, Washington, DC</p> <p>Tue Apr 17 2007, 7:05 PM EDT Att: 17,801 - Cloudy - 53 F</p> <p>livebaseballscorecards.com</p>			
11 Edgar Renteria, R OBP: 0.386, SLG: 0.460	3-2 10 1B 1B	4-1 1B		1-3 K			1-3 F9	3-1 F7		4	1	1	1	1	1	2				
10 Chipper Jones, S OBP: 0.441, SLG: 0.583	2-1 16 BB 7 SF7 1B	0-3 1B		2-0 G4-3			4-1 16 1B 1-2 BB		1-2 HR	4	2	2	1	1	1	2				
Andruw Jones, R OBP: 0.304, SLG: 0.438	1-2 16 BB 1B				2-3 K		2-3 K		2-1 G5-3	5	0	1	1	0	2	4				
16 Brian McCann, L OBP: 0.400, SLG: 0.545	4-0 1-2 2-3 BB		1-1 7 1B 2B		0-0 G4-3		3-1 7 BB 1B		2-1 F9	4	1	2	1	1	0	0				
7 Jeff Francoeur, R OBP: 0.352, SLG: 0.457	1-2 SF7		2-1 1B		2-0 G6-3		4-1 1-2 BB		1-0 G4-3	3	0	1	2	1	0	0				
Scott Thorman, L OBP: 0.214, SLG: 0.346	1-1 F5		1-0 L9			1-0 G4-3		0-0 G3		4	0	0	0	0	0	6				
39 Rafael Soriano, R 28 Bob Wickman, R										0	0	0	0	0	0	0				
Ryan Langerhans, L OBP: 0.179, SLG: 0.080	1-1 F8		3-2 P6		2-2 G3-1		2-3 K			4	0	0	0	0	1	3				
29 John Smoltz, R Oscar Villarreal, L Craig Wilson, R OBP: 0.321, SLG: 0.174			2-3 K	1-2 G6-3		0-2 G1-3		1-3 K		3	0	0	0	0	1	1				
Inning Stats	R: 3 E: 0 K: 0 S: 20	H: 4 LOB: 2 BB: 1 P: 35	R: 0 E: 0 K: 2 S: 10	H: 1 LOB: 2 BB: 1 P: 20	R: 1 E: 0 K: 0 S: 11	H: 2 LOB: 1 BB: 0 P: 19	R: 0 E: 0 K: 1 S: 7	H: 0 LOB: 0 BB: 0 P: 11	R: 0 E: 0 K: 0 S: 7	H: 0 LOB: 0 BB: 0 P: 10	R: 1 E: 0 K: 1 S: 14	H: 2 LOB: 3 BB: 2 P: 31	R: 0 E: 1 K: 2 S: 11	H: 1 LOB: 1 BB: 0 P: 18	R: 1 E: 0 K: 0 S: 8	H: 1 LOB: 0 BB: 0 P: 14	1B: 9 2B: 1 3B: 0 HR: 1	SF: 1 SAC: 0 DP: 0 HBP: 0	WP: 1 PB: 0 CS: 1	PA: 42
PITCHER	IP WLS BF H R ER SO BB IBB HBP BLK WP HR S P ERA WHIP	IP WLS BF H R ER SO BB IBB HBP BLK WP HR S P ERA WHIP	IP WLS BF H R ER SO BB IBB HBP BLK WP HR S P ERA WHIP	IP WLS BF H R ER SO BB IBB HBP BLK WP HR S P ERA WHIP	IP WLS BF H R ER SO BB IBB HBP BLK WP HR S P ERA WHIP	IP WLS BF H R ER SO BB IBB HBP BLK WP HR S P ERA WHIP	IP WLS BF H R ER SO BB IBB HBP BLK WP HR S P ERA WHIP	IP WLS BF H R ER SO BB IBB HBP BLK WP HR S P ERA WHIP	IP WLS BF H R ER SO BB IBB HBP BLK WP HR S P ERA WHIP	IP WLS BF H R ER SO BB IBB HBP BLK WP HR S P ERA WHIP	IP WLS BF H R ER SO BB IBB HBP BLK WP HR S P ERA WHIP	IP WLS BF H R ER SO BB IBB HBP BLK WP HR S P ERA WHIP	IP WLS BF H R ER SO BB IBB HBP BLK WP HR S P ERA WHIP	IP WLS BF H R ER SO BB IBB HBP BLK WP HR S P ERA WHIP	IP WLS BF H R ER SO BB IBB HBP BLK WP HR S P ERA WHIP	IP WLS BF H R ER SO BB IBB HBP BLK WP HR S P ERA WHIP	IP WLS BF H R ER SO BB IBB HBP BLK WP HR S P ERA WHIP			

Batter	1	2	3	4	5	6	7	8	9	AB	R	H	RBI	BB	SO	LOB	BOTTOM					
Felipe Lopez, S OBP: 0.344, SLG: 0.339	0-1 G4-3		1-2 E6 2H 1B			1-1 F7	2-1 1-2 3H 1B		0-1 F7	5	0	2	1	0	0	0	<p>Atlanta Braves @ Washington Nationals Robert F. Kennedy Memorial Stadium, Washington, DC</p> <p>Tue Apr 17 2007, 7:05 PM EDT Att: 17,801 - Cloudy - 53 F</p> <p>livebaseballscorecards.com</p>					
10 Ronnie Belliard, R OBP: 0.327, SLG: 0.354	1-1 F9		0-0 G5-3			1-2 P6	1-3 K			4	0	0	0	0	1	3						
11 Ryan Zimmerman, R OBP: 0.246, SLG: 0.276	0-2 F8			2-1 G6-3		2-2 21 1B E 1B	1-3 K			4	1	1	0	0	1	2						
21 Dmitri Young, S OBP: 0.421, SLG: 0.553		0-2 G4-3		0-1 G3-1		1-2 E 1B	2-2 F7			4	0	1	0	0	0	2						
Ryan Church, L OBP: 0.400, SLG: 0.625		2-0 G4-3		3-3 K		2-1 E6 1-2 2H 1B		0-3 K		4	0	0	0	0	2	1						
13 Robert Fick, L OBP: 0.077, SLG: 0.077		1-1 F7			0-2 K	2-2 F7		1-0 F9		3	0	0	0	0	1	2						
43 Jesus Colome, R D'Angelo Jimenez, S Jon Rauch, R										0	0	0	0	0	0	0						
Brian Schneider, L OBP: 0.288, SLG: 0.209			2-2 F8		0-0 P2		1-0 3B 1B	3-2 F7		4	1	1	0	0	0	0						
Chris Snelling, L OBP: 0.424, SLG: 0.500			4-2 26 SH1-3 E BB		1-2 5 FC6-4 1B		1-0 1B 3B		0-1 F8	3	2	2	1	1	0	0						
26 Jerome Williams, R 5 Kory Casto, L 59 Micah Bowie, L 35 Ryan Wagner, R 25 Austin Kearns, R OBP: 0.298, SLG: 0.346			0-2 SH1-3		0-2 FC6-4		1-0 E5 1B		2-1 F7	0	0	0	0	0	0	0						
Inning Stats	R: 0 E: 0 K: 0 S: 7	H: 0 LOB: 0 BB: 0 P: 8	R: 0 E: 0 K: 0 S: 6	H: 0 LOB: 0 BB: 0 P: 9	R: 1 E: 1 K: 0 S: 19	H: 1 LOB: 1 BB: 1 P: 26	R: 0 E: 0 K: 1 S: 7	H: 0 LOB: 0 BB: 0 P: 12	R: 0 E: 0 K: 1 S: 11	H: 1 LOB: 1 BB: 0 P: 12	R: 1 E: 1 K: 0 S: 22	H: 2 LOB: 2 BB: 0 P: 31	R: 2 E: 1 K: 2 S: 26	H: 3 LOB: 2 BB: 0 P: 36	R: 0 E: 0 K: 1 S: 7	H: 0 LOB: 0 BB: 0 P: 11	R: 0 E: 0 K: 0 S: 6	H: 0 LOB: 0 BB: 0 P: 8	1B: 6 2B: 0 3B: 1 HR: 0	SF: 0 SAC: 1 DP: 0 HBP: 0	WP: 0 PB: 0 CS: 0	PA: 37
PITCHER	IP WLS BF H R ER SO BB IBB HBP BLK WP HR S P ERA WHIP	IP WLS BF H R ER SO BB IBB HBP BLK WP HR S P ERA WHIP	IP WLS BF H R ER SO BB IBB HBP BLK WP HR S P ERA WHIP	IP WLS BF H R ER SO BB IBB HBP BLK WP HR S P ERA WHIP	IP WLS BF H R ER SO BB IBB HBP BLK WP HR S P ERA WHIP	IP WLS BF H R ER SO BB IBB HBP BLK WP HR S P ERA WHIP	IP WLS BF H R ER SO BB IBB HBP BLK WP HR S P ERA WHIP	IP WLS BF H R ER SO BB IBB HBP BLK WP HR S P ERA WHIP	IP WLS BF H R ER SO BB IBB HBP BLK WP HR S P ERA WHIP	IP WLS BF H R ER SO BB IBB HBP BLK WP HR S P ERA WHIP	IP WLS BF H R ER SO BB IBB HBP BLK WP HR S P ERA WHIP	IP WLS BF H R ER SO BB IBB HBP BLK WP HR S P ERA WHIP	IP WLS BF H R ER SO BB IBB HBP BLK WP HR S P ERA WHIP	IP WLS BF H R ER SO BB IBB HBP BLK WP HR S P ERA WHIP	IP WLS BF H R ER SO BB IBB HBP BLK WP HR S P ERA WHIP	IP WLS BF H R ER SO BB IBB HBP BLK WP HR S P ERA WHIP	IP WLS BF H R ER SO BB IBB HBP BLK WP HR S P ERA WHIP					



Batter	1	2	3	4	5	6	7	8	9	AB	R	H	RBI	BB	SO	LOB	TOP				
2 Ryan Theriot, R OBP: 0.366, SLG: 0.333	2-2 CS 1B		3-3 K		1-1 G4-3			1-1 2B 1B	2-3 K	5	1	2	0	0	2	2	Chicago Cubs @ Atlanta Braves Turner Field, Atlanta, GA Thu Apr 19 2007, 7:35 PM EDT Att: 31,603 - Partly Cloudy - 70 F				
Mark DeRosa, R OBP: 0.292, SLG: 0.578	3-2 F7		2-2 P5			1-1 F8		1-0 1-H 2B		4	0	1	1	0	0	1					
25 Derrek Lee, R OBP: 0.485, SLG: 0.500	4-2 BB			0-0 G5-3		0-1 F8		4-0 IBB		2	0	0	0	2	0	0					
16 Aramis Ramirez, R OBP: 0.396, SLG: 0.578	2-3 K			1-1 G5-3		2-2 HR		1-3 K		4	1	1	1	0	2	3					
Michael Barrett, R OBP: 0.316, SLG: 0.388		2-1 19 FC6-4 1B		0-0 HR		3-3 K		0-2 F7		4	1	2	1	0	1	2					
19 Matt Murton, R OBP: 0.333, SLG: 0.267		0-2 FC6-4 1-2 1B		0-0 1B			2-0 L7		0-0 17 G4-3 5 SH5-4 1B	4	0	2	0	0	0	1					
5 Ronny Cedeno, R OBP: 0.091, SLG: 0.200		0-2 F9		1-1 F8			1-0 G5-3		1-0 SH5-4	3	0	0	0	0	0	2					
17 Felix Pie, L OBP: 0.200, SLG: 0.357		2-2 G3			1-2 G4-3			1-3 K	1-2 G4-3	4	0	0	0	0	1	2					
53 Rich Hill, L			0-2 G3						2-3 G4-3	3	0	0	0	0	1	0					
32 Danyle Ward, L 46 Ryan Dempster, R					1-0 F7			0-3 K	4-0 IBB	0	0	0	0	1	0	0					
Inning Stats	R: 0 E: 0 K: 1 S: 12	H: 1 LOB: 1 BB: 1 P: 23	R: 0 E: 0 K: 0 S: 16	H: 1 LOB: 1 BB: 0 P: 20	R: 0 E: 0 K: 1 S: 9	H: 0 LOB: 0 BB: 0 P: 14	R: 1 E: 0 K: 0 S: 7	H: 2 LOB: 1 BB: 0 P: 9	R: 0 E: 0 K: 1 S: 10	H: 0 LOB: 0 BB: 0 P: 16	R: 0 E: 0 K: 1 S: 5	H: 0 LOB: 0 BB: 0 P: 9	R: 1 E: 0 K: 2 S: 13	H: 2 LOB: 2 BB: 1 P: 20	R: 0 E: 0 K: 1 S: 8	H: 1 LOB: 2 BB: 1 P: 16	1B: 5 2B: 1 3B: 0 HR: 2	SF: 0 SAC: 1 DP: 0 HBP: 0	WP: 0 PB: 0 SB: 1 CS: 1	PA: 37	
PITCHER	IP WLS BF H R ER SO BB IBB HBP BLK WP HR S P ERA WHIP	IP WLS BF H R ER SO BB IBB HBP BLK WP HR S P ERA WHIP	IP WLS BF H R ER SO BB IBB HBP BLK WP HR S P ERA WHIP	IP WLS BF H R ER SO BB IBB HBP BLK WP HR S P ERA WHIP	IP WLS BF H R ER SO BB IBB HBP BLK WP HR S P ERA WHIP	IP WLS BF H R ER SO BB IBB HBP BLK WP HR S P ERA WHIP	IP WLS BF H R ER SO BB IBB HBP BLK WP HR S P ERA WHIP	IP WLS BF H R ER SO BB IBB HBP BLK WP HR S P ERA WHIP	IP WLS BF H R ER SO BB IBB HBP BLK WP HR S P ERA WHIP	IP WLS BF H R ER SO BB IBB HBP BLK WP HR S P ERA WHIP	IP WLS BF H R ER SO BB IBB HBP BLK WP HR S P ERA WHIP	IP WLS BF H R ER SO BB IBB HBP BLK WP HR S P ERA WHIP	IP WLS BF H R ER SO BB IBB HBP BLK WP HR S P ERA WHIP	IP WLS BF H R ER SO BB IBB HBP BLK WP HR S P ERA WHIP	IP WLS BF H R ER SO BB IBB HBP BLK WP HR S P ERA WHIP	IP WLS BF H R ER SO BB IBB HBP BLK WP HR S P ERA WHIP	IP WLS BF H R ER SO BB IBB HBP BLK WP HR S P ERA WHIP	IP WLS BF H R ER SO BB IBB HBP BLK WP HR S P ERA WHIP	IP WLS BF H R ER SO BB IBB HBP BLK WP HR S P ERA WHIP	IP WLS BF H R ER SO BB IBB HBP BLK WP HR S P ERA WHIP	IP WLS BF H R ER SO BB IBB HBP BLK WP HR S P ERA WHIP

AB	33
R	3
H	8
RBI	3
BB	3
SO	7
LOB	13



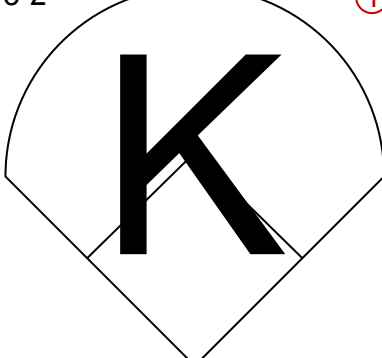
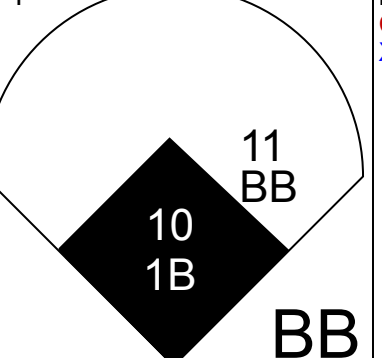
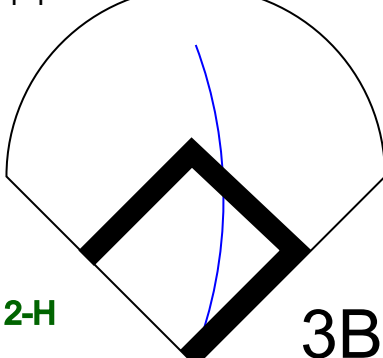
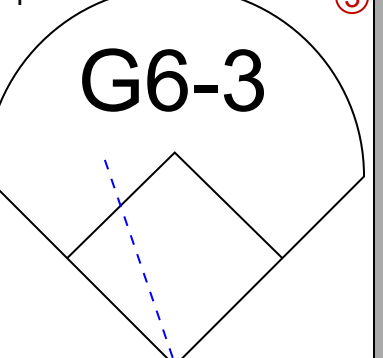
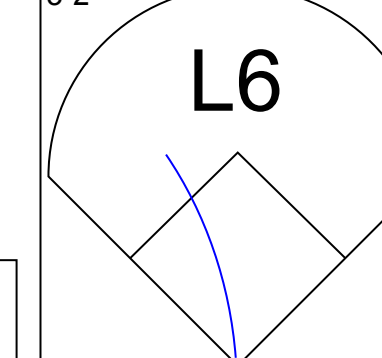
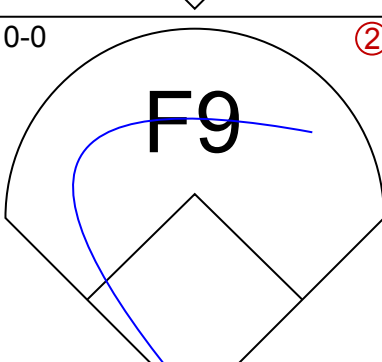
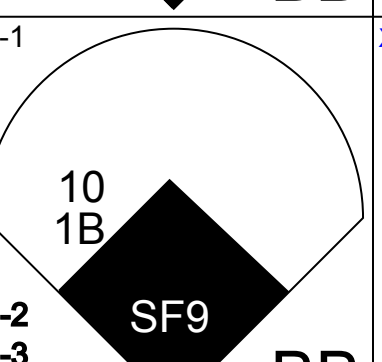
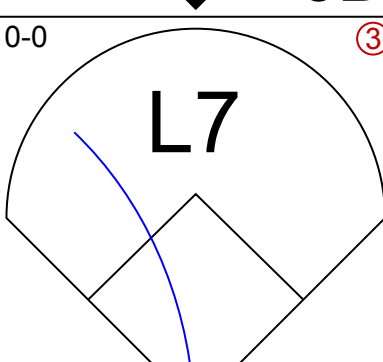
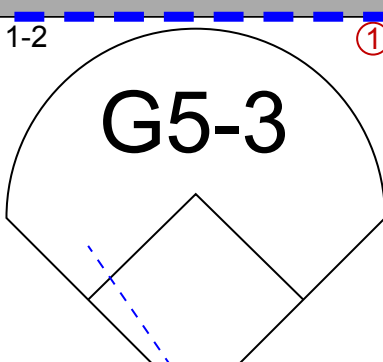
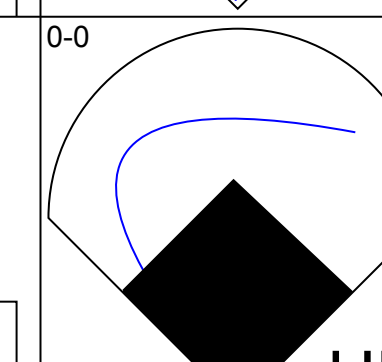
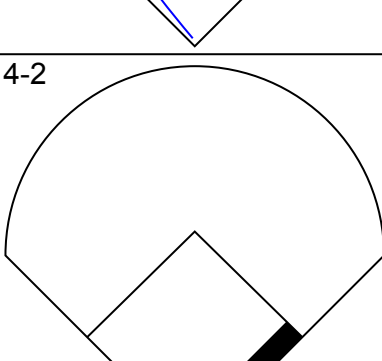
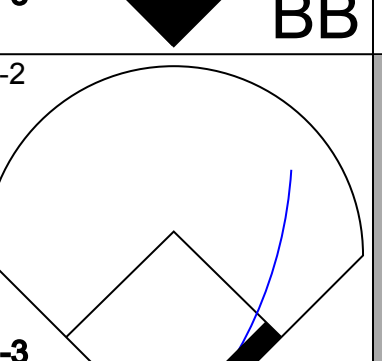
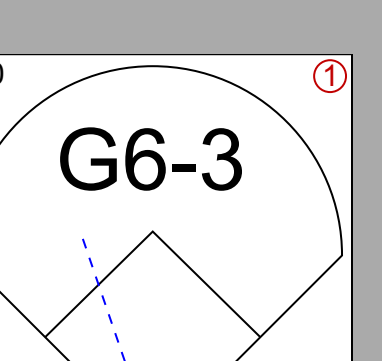
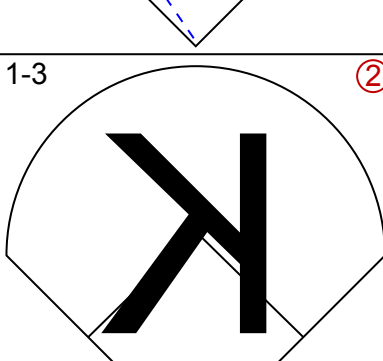
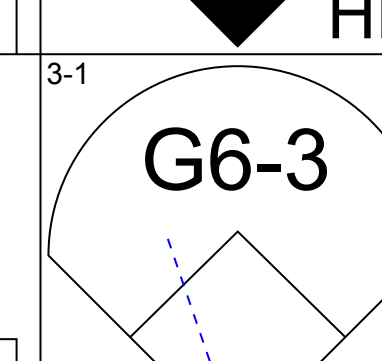
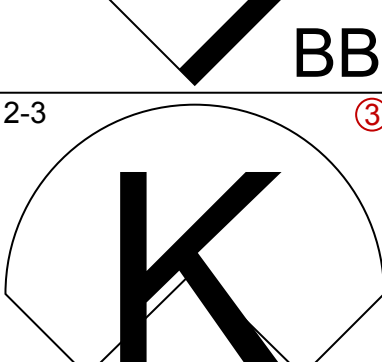
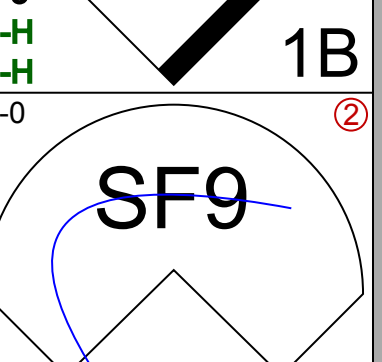
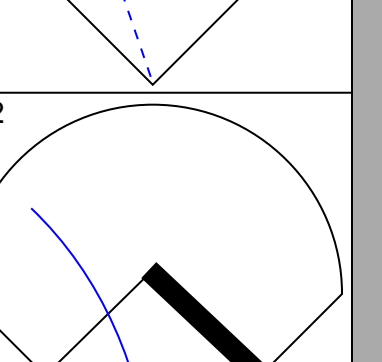
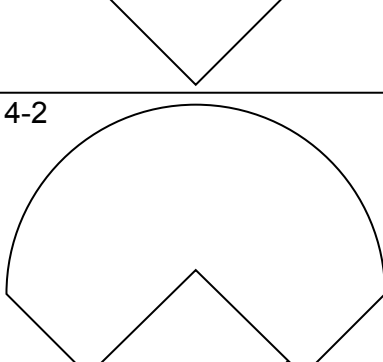
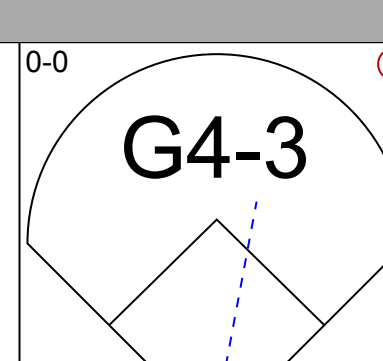
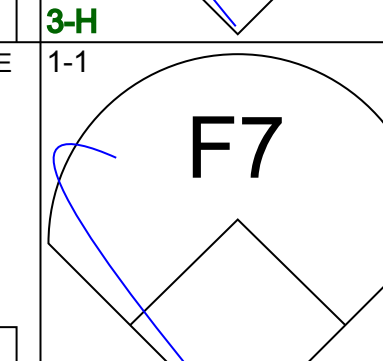
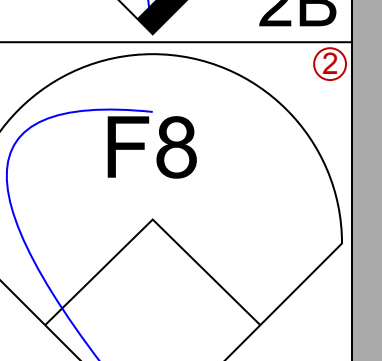
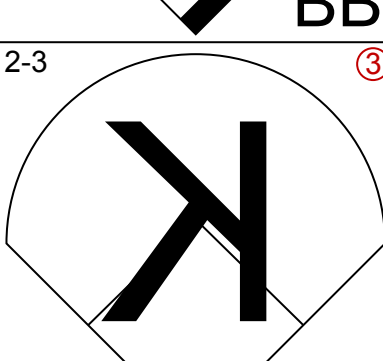
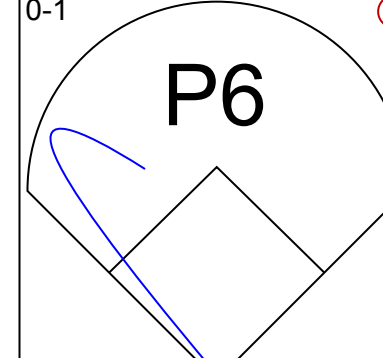
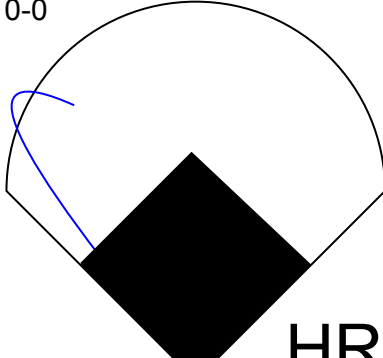
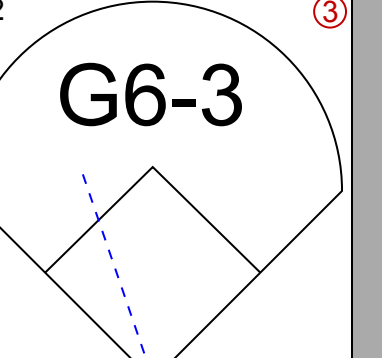
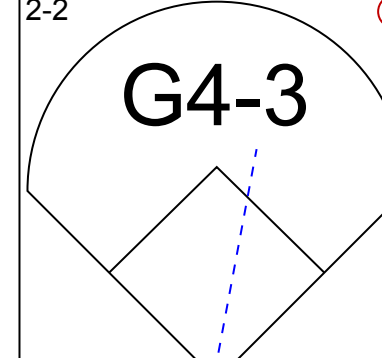
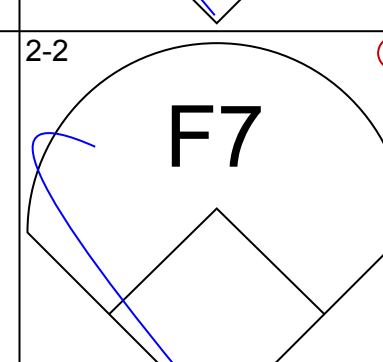
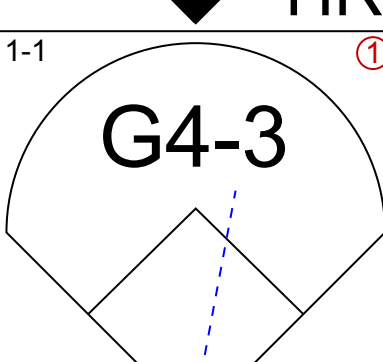
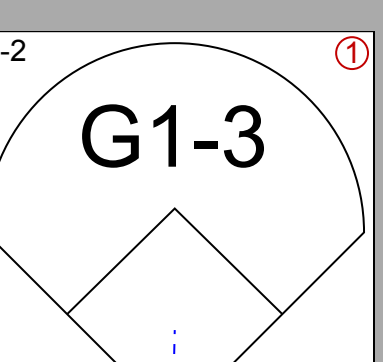
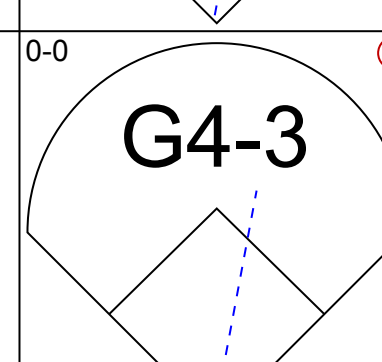
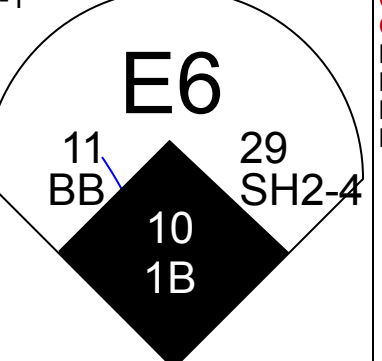
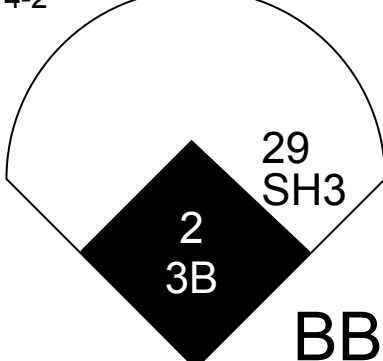
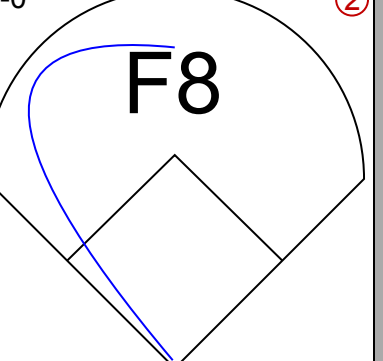
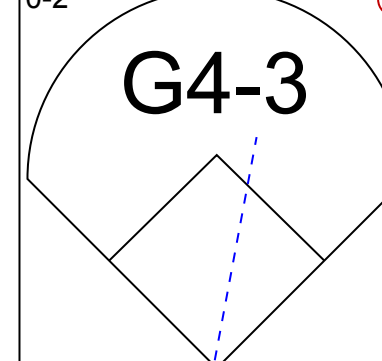
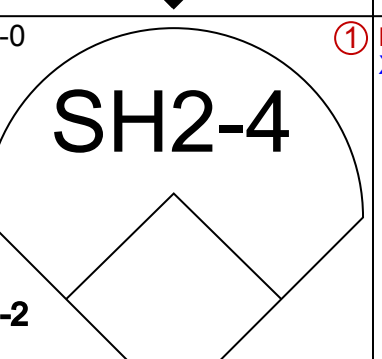
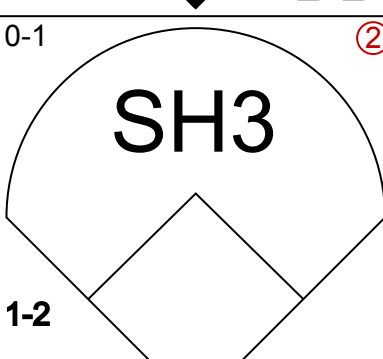
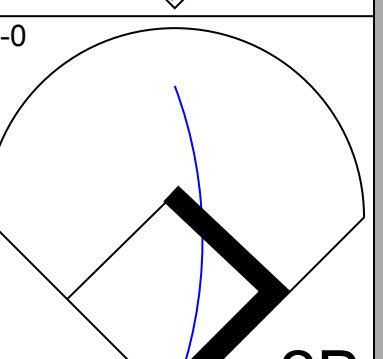
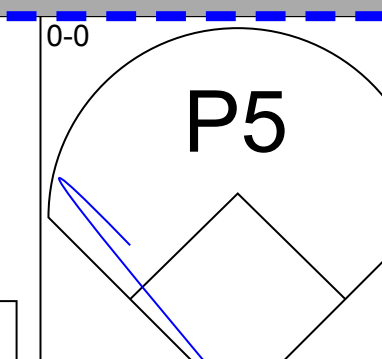
Batter	1	2	3	4	5	6	7	8	9	AB	R	H	RBI	BB	SO	LOB	BOTTOM					
2 Kelly Johnson, L OBP: 0.397, SLG: 0.462	1-2 SH1-3 1B		1-2 G4-3			0-0 2B		4-2 BB		3	0	2	0	1	0	0	Chicago Cubs @ Atlanta Braves Turner Field, Atlanta, GA Thu Apr 19 2007, 7:35 PM EDT Att: 31,603 - Partly Cloudy - 70 F					
11 Edgar Renteria, R OBP: 0.385, SLG: 0.439	0-0 SH1-3		1-2 F7			1-0 F7		2-3 K		3	0	0	0	0	1	2						
10 Chipper Jones, S OBP: 0.412, SLG: 0.536	2-1 G5-3		1-1 F8			0-0 G6-3		1-0 G5-3		4	0	0	0	0	0	3						
Andrew Jones, R OBP: 0.323, SLG: 0.396	0-2 G6-3			2-3 K		4-2 7 FC6-4 BB		1-0 G6-3		3	0	0	0	1	1	1						
7 Jeff Francoeur, R OBP: 0.333, SLG: 0.473		2-2 8 1B		1-2 G6-3		1-2 FC6-4		0-0 G6-3		4	0	1	0	0	0	2						
23 Matt Diaz, R OBP: 0.314, SLG: 0.424		1-0 F9		1-3 K			1-0 F7		1-3 K2-3	4	0	0	0	0	2	1						
Craig Wilson, R OBP: 0.323, SLG: 0.160		1-3 K			2-3 K		4-2 8 G6-4-3 BB			2	0	0	0	1	2	1						
8 Brayan Peña, S OBP: 0.222, SLG: 0.556		0-0			3-2 G4-3		0-0 G6-4-3			3	0	1	0	0	0	1						
19 Mark Redman, L Tyler Yates, R Chris Woodward, R Oscar Villarreal, L		1-3 K		1-3 K				1-0 L6		2	0	0	0	0	2	2						
Inning Stats	R: 0 E: 0 K: 0 S: 9	H: 1 LOB: 1 BB: 0 P: 12	R: 0 E: 0 K: 2 S: 11	H: 2 LOB: 2 BB: 0 P: 16	R: 0 E: 0 K: 2 S: 9	H: 0 LOB: 0 BB: 0 P: 12	R: 0 E: 0 K: 2 S: 9	H: 0 LOB: 0 BB: 0 P: 13	R: 0 E: 0 K: 2 S: 10	H: 0 LOB: 0 BB: 0 P: 17	R: 0 E: 0 K: 0 S: 9	H: 1 LOB: 2 BB: 1 P: 15	R: 0 E: 0 K: 0 S: 5	H: 0 LOB: 0 BB: 1 P: 10	R: 0 E: 0 K: 1 S: 8	H: 0 LOB: 1 BB: 1 P: 16		R: 0 E: 0 K: 1 S: 7	H: 0 LOB: 0 BB: 0 P: 9	1B: 3 2B: 1 3B: 0 HR: 0	SF: 0 SAC: 1 DP: 1 HBP: 0	WP: 0 PB: 0 SB: 0 CS: 0
PITCHER	IP WLS BF H R ER SO BB IBB HBP BLK WP HR S P ERA WHIP	IP WLS BF H R ER SO BB IBB HBP BLK WP HR S P ERA WHIP	IP WLS BF H R ER SO BB IBB HBP BLK WP HR S P ERA WHIP	IP WLS BF H R ER SO BB IBB HBP BLK WP HR S P ERA WHIP	IP WLS BF H R ER SO BB IBB HBP BLK WP HR S P ERA WHIP	IP WLS BF H R ER SO BB IBB HBP BLK WP HR S P ERA WHIP	IP WLS BF H R ER SO BB IBB HBP BLK WP HR S P ERA WHIP	IP WLS BF H R ER SO BB IBB HBP BLK WP HR S P ERA WHIP	IP WLS BF H R ER SO BB IBB HBP BLK WP HR S P ERA WHIP	IP WLS BF H R ER SO BB IBB HBP BLK WP HR S P ERA WHIP	IP WLS BF H R ER SO BB IBB HBP BLK WP HR S P ERA WHIP	IP WLS BF H R ER SO BB IBB HBP BLK WP HR S P ERA WHIP	IP WLS BF H R ER SO BB IBB HBP BLK WP HR S P ERA WHIP	IP WLS BF H R ER SO BB IBB HBP BLK WP HR S P ERA WHIP	IP WLS BF H R ER SO BB IBB HBP BLK WP HR S P ERA WHIP	IP WLS BF H R ER SO BB IBB HBP BLK WP HR S P ERA WHIP	IP WLS BF H R ER SO BB IBB HBP BLK WP HR S P ERA WHIP	IP WLS BF H R ER SO BB IBB HBP BLK WP HR S P ERA WHIP	IP WLS BF H R ER SO BB IBB HBP BLK WP HR S P ERA WHIP	IP WLS BF H R ER SO BB IBB HBP BLK WP HR S P ERA WHIP	IP WLS BF H R ER SO BB IBB HBP BLK WP HR S P ERA WHIP	

AB	29
R	0
H	4
RBI	0
BB	3
SO	8
LOB	13



Batter	1	2	3	4	5	6	7	8	9	AB	R	H	RBI	BB	SO	LOB	TOP					
2 Kelly Johnson, L (1,4) OBP: 0.397, SLG: 0.433										4	0	0	0	1	4	1	<p>Atlanta Braves @ New York Mets Shea Stadium, Flushing, NY Sat Apr 21 2007, 1:10 PM EDT Att: 55,143 - Cloudy - 72 F</p>					
11 Edgar Renteria, R (1,6) OBP: 0.373, SLG: 0.448										5	1	2	0	0	1	1						
10 Chipper Jones, S (1,5) OBP: 0.429, SLG: 0.587										3	0	2	0	1	0	0						
Andruw Jones, R (1,8) OBP: 0.351, SLG: 0.433										4	0	2	1	0	1	4						
7 Jeff Francoeur, R (1,9) OBP: 0.319, SLG: 0.444										4	0	0	0	0	2	3						
16 Brian McCann, L (1,2) OBP: 0.406, SLG: 0.569										4	0	2	0	0	0	2						
23 Matt Diaz, R (1,7) OBP: 0.282, SLG: 0.378										4	0	0	0	0	0	2						
Craig Wilson, R (1,3) OBP: 0.324, SLG: 0.200										4	1	1	0	0	2	2						
36 Chuck James, L (1,1) Tyler Yates, R (6,1) Chris Woodward, R (7,PH) 58 Peter Moylan, R (7,1)										2	0	0	0	0	1	1						
8 Brayan Peña, S (9,PH) OBP: 0.200, SLG: 0.500										1	0	0	0	0	0	0						
Inning Stats	R: 0 E: 0 K: 2 S: 12	H: 1 LOB: 1 BB: 0 P: 16	R: 0 E: 0 K: 1 S: 7	H: 0 LOB: 0 BB: 0 P: 7	R: 0 E: 0 K: 2 S: 7	H: 0 LOB: 0 BB: 0 P: 9	R: 0 E: 0 K: 1 S: 9	H: 1 LOB: 1 BB: 0 P: 11	R: 0 E: 0 K: 1 S: 15	H: 1 LOB: 1 BB: 0 P: 22	R: 1 E: 0 K: 1 S: 14	H: 3 LOB: 2 BB: 1 P: 20	R: 1 E: 0 K: 2 S: 14	H: 3 LOB: 3 BB: 1 P: 24	R: 0 E: 0 K: 1 S: 15	H: 1 LOB: 0 BB: 0 P: 20	R: 0 E: 0 K: 0 S: 7	H: 0 LOB: 0 BB: 1 P: 13	1B: 4 2B: 6 3B: 0 HR: 0	SF: 0 SAC: 0 DP: 1 HBP: 0	WP: 0 PB: 0 SB: 0 CS: 0	PA: 38
PITCHER	IP WLS BF H R ER SO BB IBB HBP BLK WP HR S P ERA WHIP																					
46 Oliver Pérez, L (1,1) ERA: 3.31	6.2 W 29 9 2 2 9 0 0 0 0 0 0 0 72 98 2.70 1.350																					
Scott Schoeneweis, L (7,1) ERA:	0.0 1 0 0 0 0 1 0 0 0 0 0 0 3 7 ∞ ∞																					
35 Joe Smith, R (7,1) ERA:	0.1 H 1 0 0 0 1 0 0 0 0 0 0 0 3 4 0.00 0.000																					
Aaron Heilman, R (8,1) ERA: 3.86	1.0 4 1 0 0 1 0 0 0 0 0 0 0 15 20 0.00 1.000																					
13 Billy Wagner, L (9,1) ERA:	1.0 3 0 0 0 0 1 0 0 0 0 0 0 7 13 0.00 1.000																					

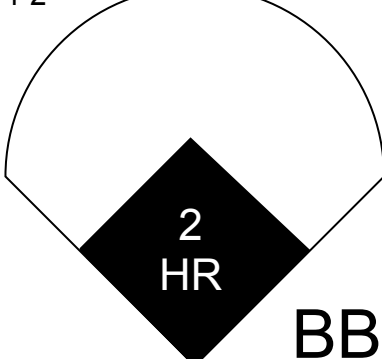
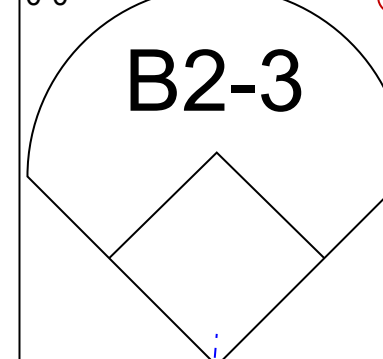
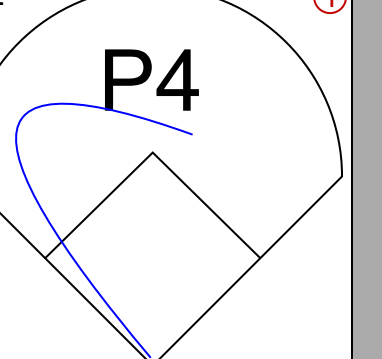
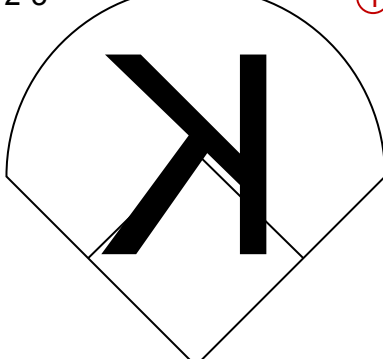
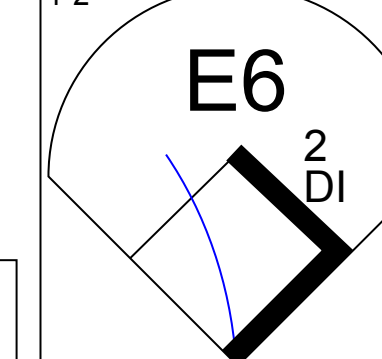
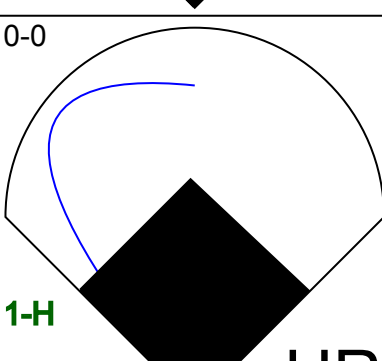
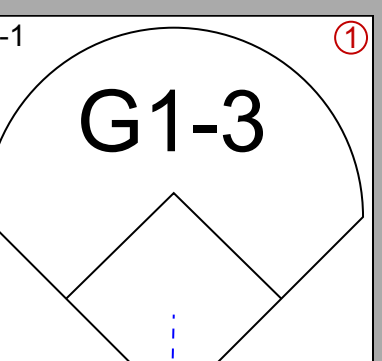
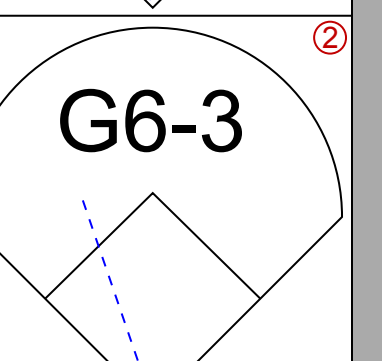
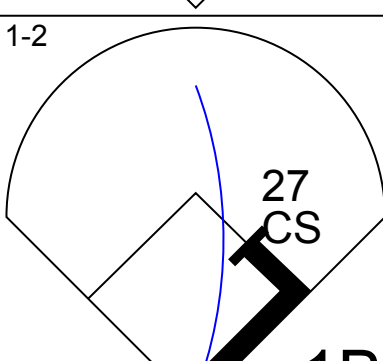
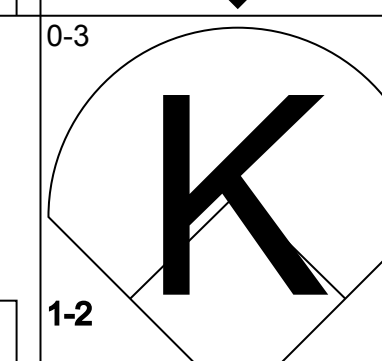
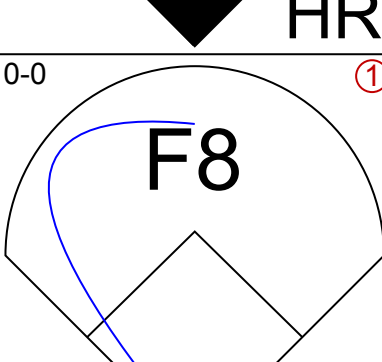
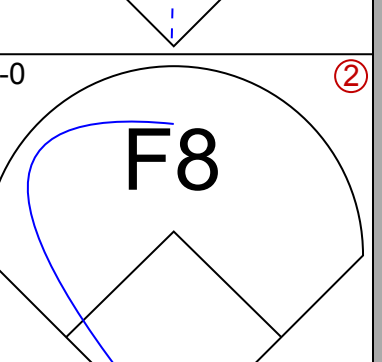
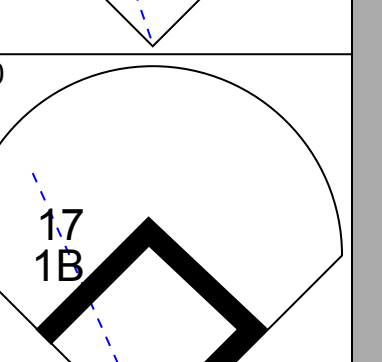
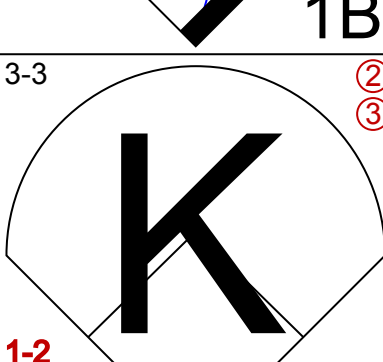
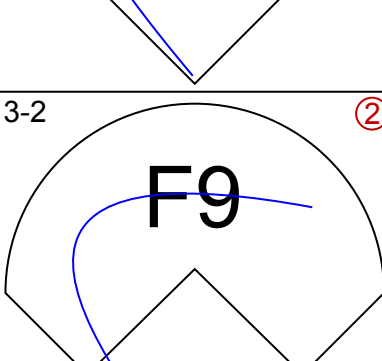
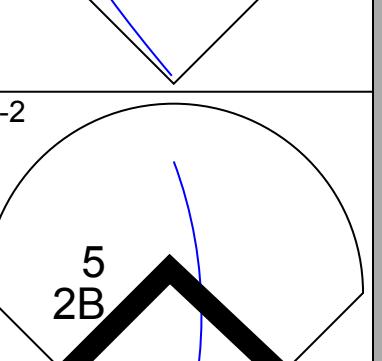
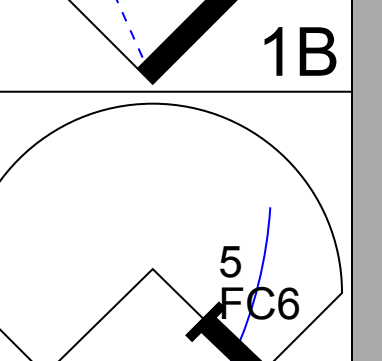
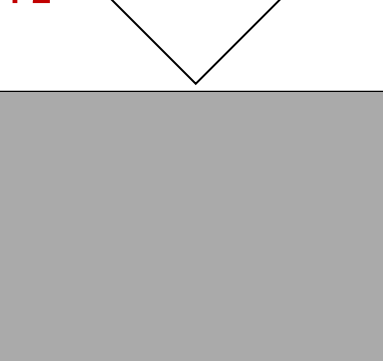
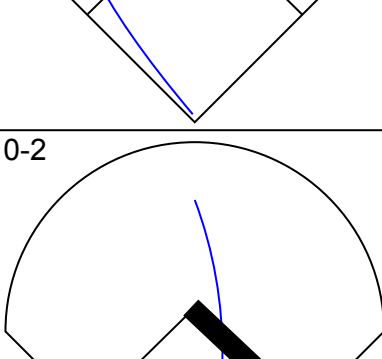
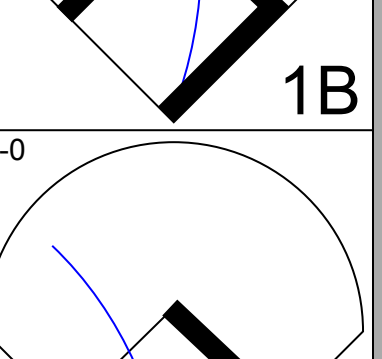
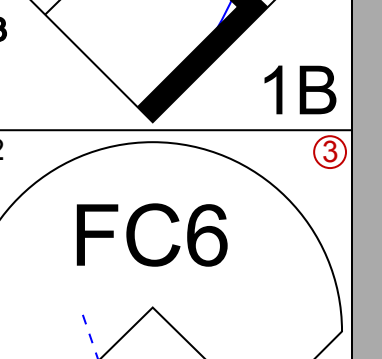

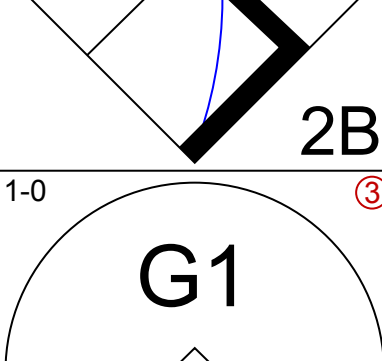
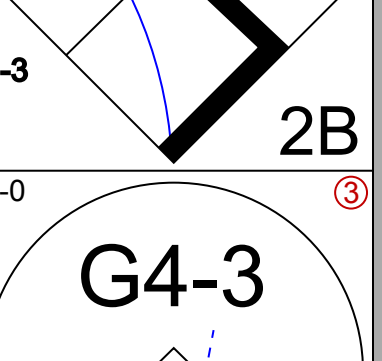
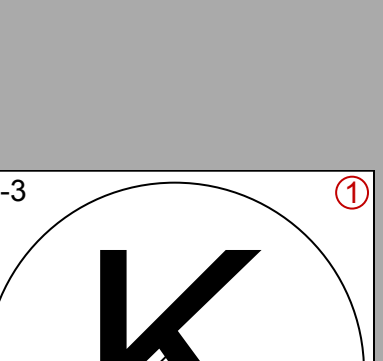
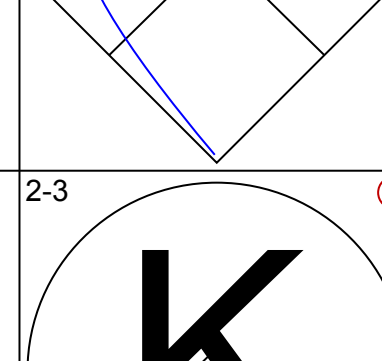
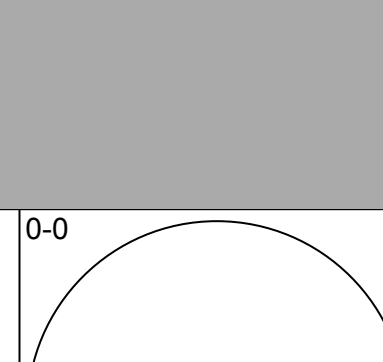
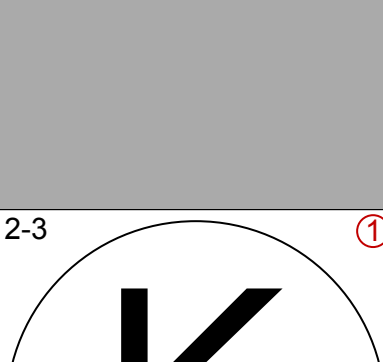
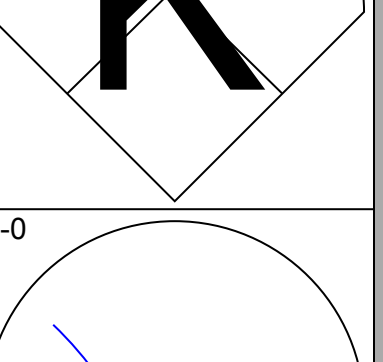
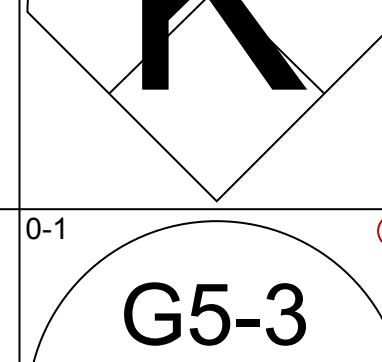
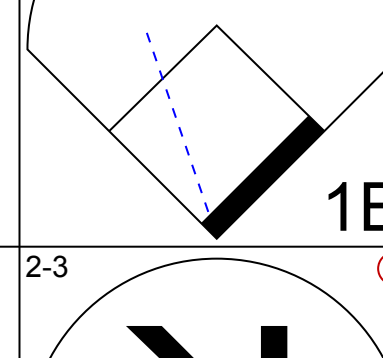
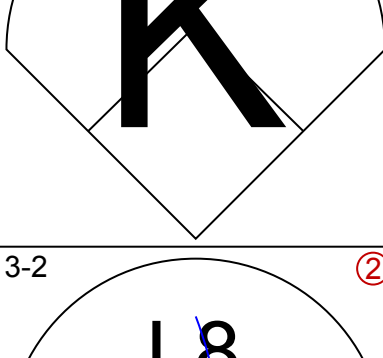
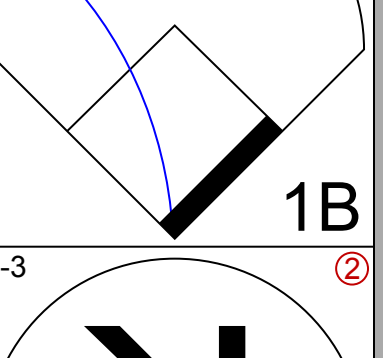
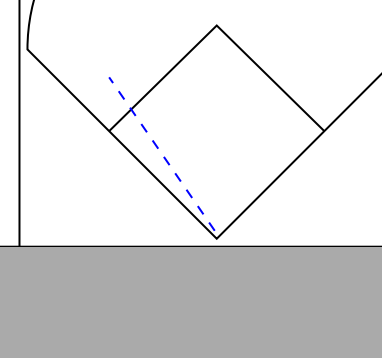
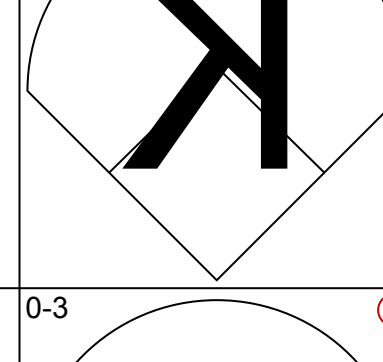
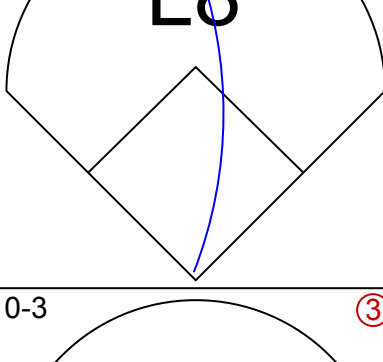
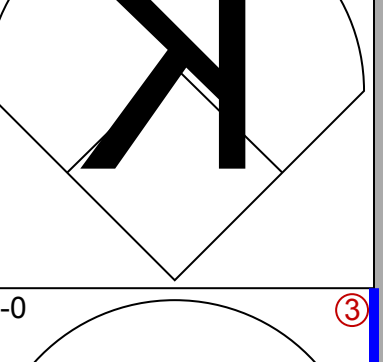
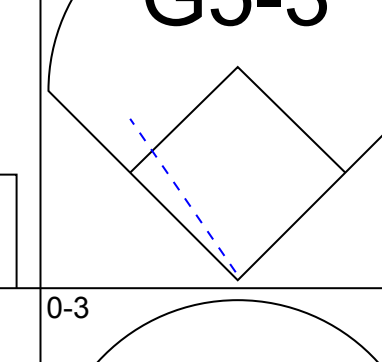
Batter	1	2	3	4	5	6	7	8	9	AB	R	H	RBI	BB	SO	LOB	BOTTOM					
7 José Reyes, S (1,6) OBP: 0.456, SLG: 0.632										5	2	3	1	0	0	2	<p>Atlanta Braves @ New York Mets Shea Stadium, Flushing, NY Sat Apr 21 2007, 1:10 PM EDT Att: 55,143 - Cloudy - 72 F</p>					
5 David Wright, R (1,5) OBP: 0.380, SLG: 0.371										4	1	0	0	1	2	3						
15 Carlos Beltrán, S (1,8) OBP: 0.447, SLG: 0.723										5	2	4	2	0	0	0						
10 Endy Chavez, L (9,8) OBP: 0.364, SLG: 0.636										0	0	0	0	0	0	0						
21 Carlos Delgado, L (1,3) OBP: 0.270, SLG: 0.269										4	0	1	0	1	0	2						
18 Moises Alou, R (1,7) OBP: 0.429, SLG: 0.509										2	0	0	1	1	0	3						
11 Ramon Castro, R (1,2) OBP: 0.450, SLG: 0.882										3	1	1	2	1	0	5						
20 Shawn Green, L (1,9) OBP: 0.382, SLG: 0.508										4	0	0	0	0	1	4						
3 Damon Easley, R (1,4) OBP: 0.250, SLG: 0.400										4	1	1	1	0	0	0						
46 Oliver Pérez, L (1,1) ERA: 3.31 Scott Schoeneweis, L (7,1) 35 Joe Smith, R (7,1) 17 David Newhan, L (7,PH) Aron Heilman, R (8,1) 13 Billy Wagner, L (9,1) ERA:										3	0	1	0	0	1	0						
Inning Stats	R: 1 E: 1 K: 0 S: 14	H: 3 LOB: 3 BB: 1 P: 25	R: 0 E: 0 K: 1 S: 8	H: 1 LOB: 1 BB: 0 P: 14	R: 1 E: 0 K: 0 S: 10	H: 1 LOB: 1 BB: 1 P: 17	R: 0 E: 0 K: 1 S: 9	H: 1 LOB: 1 BB: 0 P: 12	R: 2 E: 0 K: 0 S: 11	H: 2 LOB: 0 BB: 0 P: 18	R: 3 E: 0 K: 1 S: 15	H: 3 LOB: 2 BB: 2 P: 34	R: 0 E: 0 K: 1 S: 10	H: 0 LOB: 1 BB: 1 P: 19	R: 0 E: 0 K: 0 S: 4	H: 0 LOB: 0 BB: 0 P: 6	R: 0 E: 0 K: 0 S: 4	H: 0 LOB: 0 BB: 0 P: 6	1B: 4 2B: 3 3B: 1 HR: 3	SF: 1 SAC: 0 DP: 0 HBP: 0	WP: 0 PB: 0 SB: 1 CS: 0	PA: 40
PITCHER	IP WLS BF H R ER SO BB IBB HBP BLK WP HR S P ERA WHIP																					
36 Chuck James, L (1,1) Tyler Yates, R (6,1) 58 Peter Moylan, R (7,1) ERA: 9.0	0.2 5 1 1 1 0 1 1 0 0 0 0 0 10 24 13.50 3.000																					
58 Peter Moylan, R (7,1) ERA: 9.0	2.0 7 0 0 0 1 1 0 0 0 0 0 0 14 25 0.00 0.500																					

Batter	1	2	3	4	5	6	7	8	9	AB	R	H	RBI	BB	SO	LOB	TOP					
2 Kelly Johnson, L OBP: 0.455, SLG: 0.582										4	1	1	1	1	1	1						
11 Edgar Renteria, R OBP: 0.410, SLG: 0.521										4	2	1	1	1	0	1						
10 Chipper Jones, S OBP: 0.421, SLG: 0.648										4	0	1	2	1	1	0						
Andruw Jones, R OBP: 0.382, SLG: 0.488										2	0	1	1	1	1	1						
16 Brian McCann, L OBP: 0.356, SLG: 0.474										4	0	0	0	0	1	3						
7 Jeff Francoeur, R OBP: 0.360, SLG: 0.528										4	1	1	1	0	0	1						
Scott Thorman, L OBP: 0.277, SLG: 0.432										4	0	0	0	0	0	0						
Ryan Langerhans, L OBP: 0.188, SLG: 0.049										3	2	0	0	1	0	0						
29 John Smoltz, R OBP: 0.083, SLG: 0.167										1	0	1	0	0	0	0						
51 Michael Gonzalez, R OBP: 0.296, SLG: 0.259										0	0	0	0	0	0	0						
Chris Woodward, R OBP: 0.296, SLG: 0.259										1	0	0	0	0	0	0						
39 Rafael Soriano, R OBP: 0.296, SLG: 0.259										0	0	0	0	0	0	0						
Inning Stats	R: 0 E: 0 K: 2 S: 12	H: 0 LOB: 1 BB: 1 P: 21	R: 0 E: 0 K: 0 S: 6	H: 0 LOB: 0 BB: 0 P: 8	R: 3 E: 1 K: 0 S: 11	H: 1 LOB: 1 BB: 2 P: 24	R: 2 E: 0 K: 0 S: 10	H: 2 LOB: 1 BB: 1 P: 16	R: 0 E: 0 K: 0 S: 11	H: 1 LOB: 1 BB: 0 P: 17	R: 0 E: 0 K: 0 S: 7	H: 1 LOB: 1 BB: 0 P: 7	R: 0 E: 0 K: 2 S: 13	H: 0 LOB: 1 BB: 1 P: 21	R: 0 E: 0 K: 0 S: 7	H: 0 LOB: 0 BB: 0 P: 9	R: 1 E: 0 K: 0 S: 8	H: 1 LOB: 0 BB: 0 P: 14	1B: 1 2B: 2 3B: 1 HR: 2	SF: 1 SAC: 2 DP: 0 HBP: 0	WP: 0 PB: 0 SB: 0 CS: 0	PA: 39
PITCHER	IP	WLS	BF	H	R	ER	SO	BB	IBB	HBP	BLK	WP	HR	S	P	ERA	WHIP					
48 Jason Hirsh, R ERA: 3.41	6.0	L	28	5	5	3	2	4	0	0	0	0	1	57	93	4.50	1.500					
Jeremy Affeldt, L ERA: 1.0	1.0		4	0	0	0	2	1	0	0	0	0	0	13	21	0.00	1.000					
60 Manny Corpas, R ERA: 0.71	1.0		3	0	0	0	2	0	0	0	0	0	0	7	9	0.00	0.000					
40 Brian Fuentes, L ERA: 4.09	1.0		4	1	1	1	0	0	0	0	0	0	1	8	14	9.00	1.000					

Atlanta Braves @ Colorado Rockies
Coors Field, Denver, CO
Sat Apr 28 2007, 6:05 PM MDT
Att: 28,178 - Clear - 78 F

AB 31
R 6
H 6
RBI 6
BB 5
SO 4
LOB 7



Batter	1	2	3	4	5	6	7	8	9	AB	R	H	RBI	BB	SO	LOB	BOTTOM					
3 Willy Taveras, R OBP: 0.338, SLG: 0.284										4	1	0	0	1	1	1						
2 Troy Tulowitzki, R OBP: 0.289, SLG: 0.338										5	1	2	2	0	1	1						
27 Garrett Atkins, R OBP: 0.343, SLG: 0.430										4	0	1	0	0	1	1						
17 Todd Helton, L OBP: 0.495, SLG: 0.506										4	0	3	0	0	0	0						
5 Matt Holliday, R OBP: 0.438, SLG: 0.571										4	0	2	0	0	0	3						
11 Brad Hawpe, L OBP: 0.382, SLG: 0.324										4	0	0	0	0	2	4						
40 Brian Fuentes, L										0	0	0	0	0	0	0						
8 Yorvit Torrealba, R OBP: 0.315, SLG: 0.333										4	0	2	0	0	1	1						
Jamey Carroll, R OBP: 0.319, SLG: 0.224										4	0	0	0	0	2	2						
4B Jason Hirsh, R										2	0	0	0	0	2	1						
John Mabry, L OBP: 0.277, SLG: 0.364										1	0	0	0	0	0	1						
Jeremy Affeldt, L										0	0	0	0	0	0	0						
60 Manny Corpas, R										0	0	0	0	0	0	0						
Steve Finley, L OBP: 0.226, SLG: 0.267										1	0	0	0	0	1	0						
Inning Stats	R: 2 E: 0 K: 0 S: 13	H: 2 LOB: 1 BB: 1 P: 21	R: 0 E: 0 K: 2 S: 8	H: 1 LOB: 0 BB: 0 P: 10	R: 0 E: 0 K: 0 S: 8	H: 2 LOB: 2 BB: 0 P: 10	R: 0 E: 0 K: 2 S: 10	H: 0 LOB: 0 BB: 0 P: 15	R: 0 E: 0 K: 0 S: 11	H: 2 LOB: 2 BB: 0 P: 17	R: 0 E: 0 K: 2 S: 9	H: 1 LOB: 1 BB: 0 P: 12	R: 0 E: 0 K: 2 S: 10	H: 1 LOB: 0 BB: 0 P: 16	R: 0 E: 0 K: 1 S: 9	H: 1 LOB: 1 BB: 0 P: 12	R: 0 E: 1 K: 2 S: 13	H: 0 LOB: 1 BB: 0 P: 15	1B: 6 2B: 3 3B: 0 HR: 1	SF: 0 SAC: 0 DP: 0 HBP: 0	WP: 0 PB: 0 SB: 0 CS: 1	PA: 38
PITCHER	IP	WLS	BF	H	R	ER	SO	BB	IBB	HBP	BLK	WP	HR	S	P	ERA	WHIP					
29 John Smoltz, R ERA: 3.98	7.0	W	30	9	2	2	8	1	0	0	0	0	0	69	101	2.57	1.429					
51 Michael Gonzalez, L ERA: 1.93	1.0	H	4	1	0	0	1	0	0	0	0	0	0	9	12	0.00	1.000					
39 Rafael Soriano, R ERA: 4.76	1.0		4	0	0	0	2	0	0	0	0	0	0	13	15	0.00	0.000					

Atlanta Braves @ Colorado Rockies
Coors Field, Denver, CO
Sat Apr 28 2007, 6:05 PM MDT
Att: 28,178 - Clear - 78 F

AB 37
R 2
H 10
RBI 2
BB 1
SO 11
LOB 15



Batter	1	2	3	4	5	6	7	8	9	AB	R	H	RBI	BB	SO	LOB	TOP		
11 Jimmy Rollins, S OBP: 0.366, SLG: 0.613	G4-3		G4-3			1B 26 SF8		G4-3		4	1	1	0	0	0	0	Philadelphia Phillies @ Atlanta Braves Turner Field, Atlanta, GA Mon Apr 30 2007, 7:05 PM EDT Att: 20,354 - Clear - 84 F		
8 Shane Victorino, S OBP: 0.397, SLG: 0.323	G4-3			G6-3		1B 6 S		G3		4	1	1	0	0	0	0			
26 Chase Utley, L OBP: 0.395, SLG: 0.582	G3			G3		1B SF8			P6	3	0	0	1	0	0	0			
6 Ryan Howard, L OBP: 0.396, SLG: 0.390		K		G3		1B 3-H			G6-3	4	0	1	1	0	1	0			
Pat Burrell, R OBP: 0.447, SLG: 0.403		HBP BB				1B F7			K	3	0	0	0	1	1	1			
Aaron Rowand, R OBP: 0.482, SLG: 0.622										1	0	1	0	0	0	0			
9 Michael Bourn, L OBP: 0.294, SLG: 0.333										1	0	0	0	0	0	0			
Abraham Nunez, S										3	0	0	0	0	0	3			
51 Carlos Ruiz, R OBP: 0.319, SLG: 0.424										3	0	0	0	0	0	1			
21 Jon Lieber, L OBP: 0.143, SLG: 0.143										2	0	0	0	0	0	0			
19 Greg Dobbs, L OBP: 0.233, SLG: 0.296										1	0	0	0	0	0	0			
39 Brett Myers, R										0	0	0	0	0	0	0			
Antonio Alfonseca, R										0	0	0	0	0	0	0			
Inning Stats	R: 0 E: 0 K: 0 S: 5	H: 0 LOB: 0 BB: 0 P: 6	R: 0 E: 0 K: 1 S: 8	H: 0 LOB: 1 BB: 1 P: 14	R: 0 E: 0 K: 0 S: 7	H: 0 LOB: 0 BB: 0 P: 11	R: 0 E: 0 K: 0 S: 9	H: 0 LOB: 0 BB: 0 P: 11	R: 0 E: 0 K: 0 S: 6	H: 0 LOB: 0 BB: 0 P: 8	R: 0 E: 0 K: 1 S: 9	H: 0 LOB: 0 BB: 0 P: 11	R: 0 E: 0 K: 1 S: 8	H: 0 LOB: 0 BB: 0 P: 11	1B: 4 2B: 0 3B: 0 HR: 0	SF: 1 SAC: 0 DP: 1 HBP: 1	WP: 0 PB: 0 SB: 1 CS: 0	PA: 32	
PITCHER	IP WLS BF H R ER SO BB IBB HBP BLK WP HR S P ERA WHIP	IP WLS BF H R ER SO BB IBB HBP BLK WP HR S P ERA WHIP	IP WLS BF H R ER SO BB IBB HBP BLK WP HR S P ERA WHIP	IP WLS BF H R ER SO BB IBB HBP BLK WP HR S P ERA WHIP	IP WLS BF H R ER SO BB IBB HBP BLK WP HR S P ERA WHIP	IP WLS BF H R ER SO BB IBB HBP BLK WP HR S P ERA WHIP	IP WLS BF H R ER SO BB IBB HBP BLK WP HR S P ERA WHIP	IP WLS BF H R ER SO BB IBB HBP BLK WP HR S P ERA WHIP	IP WLS BF H R ER SO BB IBB HBP BLK WP HR S P ERA WHIP	IP WLS BF H R ER SO BB IBB HBP BLK WP HR S P ERA WHIP	IP WLS BF H R ER SO BB IBB HBP BLK WP HR S P ERA WHIP	IP WLS BF H R ER SO BB IBB HBP BLK WP HR S P ERA WHIP	IP WLS BF H R ER SO BB IBB HBP BLK WP HR S P ERA WHIP	IP WLS BF H R ER SO BB IBB HBP BLK WP HR S P ERA WHIP	IP WLS BF H R ER SO BB IBB HBP BLK WP HR S P ERA WHIP	IP WLS BF H R ER SO BB IBB HBP BLK WP HR S P ERA WHIP	IP WLS BF H R ER SO BB IBB HBP BLK WP HR S P ERA WHIP	IP WLS BF H R ER SO BB IBB HBP BLK WP HR S P ERA WHIP	IP WLS BF H R ER SO BB IBB HBP BLK WP HR S P ERA WHIP
15 Tim Hudson, R ERA: 1.4	8.0	29	4	2	2	1	1	0	1	0	0	0	0	0	64	94	2.25	0.625	
51 Michael Gonzalez, L ERA: 1.74	1.0	W	3	0	0	0	1	0	0	0	0	0	0	8	11	0.00	0.000		

Batter	1	2	3	4	5	6	7	8	9	AB	R	H	RBI	BB	SO	LOB	BOTTOM			
2 Kelly Johnson, L OBP: 0.473, SLG: 0.593	G5-4-3 BB		L8							2	0	1	0	3	0	1	Philadelphia Phillies @ Atlanta Braves Turner Field, Atlanta, GA Mon Apr 30 2007, 7:05 PM EDT Att: 20,354 - Clear - 84 F			
11 Edgar Renteria, R OBP: 0.397, SLG: 0.495	G5-4-3 1-2f				FC6-4 BB				FC5-6 1B	5	1	1	0	0	0	5				
10 Chipper Jones, S OBP: 0.415, SLG: 0.640	F8				1B				FC5-6 10 BB HR	3	2	1	1	2	0	1				
Andrew Jones, R OBP: 0.402, SLG: 0.534		G6-3 1B			F9				G5-4-3 1B	4	1	2	3	1	0	3				
16 Brian McCann, L OBP: 0.348, SLG: 0.458		G6-3			G4-3				K	4	0	1	0	0	1	2				
7 Jeff Francoeur, R OBP: 0.397, SLG: 0.541									K	4	1	2	0	0	2	2				
Scott Thorman, L OBP: 0.339, SLG: 0.538									WP 1B	4	0	1	0	0	0	3				
Willie Harris, L OBP: 0.500, SLG: 0.333									WP 1B	3	0	1	0	1	1	2				
15 Tim Hudson, R OBP: 0.278, SLG: 0.250									K	3	0	1	1	0	0	4				
8 Bryan Peña, S OBP: 0.250, SLG: 0.400									G1-3	1	0	0	0	0	0	2				
51 Michael Gonzalez, R										0	0	0	0	0	0	0				
Inning Stats	R: 0 E: 0 K: 0 S: 5	H: 1 LOB: 0 BB: 0 P: 11	R: 0 E: 0 K: 1 S: 11	H: 1 LOB: 0 BB: 0 P: 15	R: 0 E: 0 K: 0 S: 8	H: 1 LOB: 1 BB: 0 P: 12	R: 0 E: 0 K: 0 S: 8	H: 1 LOB: 1 BB: 0 P: 11	R: 1 E: 1 K: 0 S: 12	H: 2 LOB: 2 BB: 1 P: 19	R: 1 E: 1 K: 1 S: 15	H: 2 LOB: 3 BB: 2 P: 27	R: 0 E: 0 K: 2 S: 11	H: 2 LOB: 2 BB: 0 P: 19	R: 3 E: 0 K: 0 S: 7	H: 2 LOB: 0 BB: 1 P: 13	1B: 9 2B: 0 3B: 0 HR: 2	SF: 0 SAC: 0 DP: 3 HBP: 0	WP: 1 PB: 0 SB: 1 CS: 0	PA: 40
PITCHER	IP WLS BF H R ER SO BB IBB HBP BLK WP HR S P ERA WHIP	IP WLS BF H R ER SO BB IBB HBP BLK WP HR S P ERA WHIP	IP WLS BF H R ER SO BB IBB HBP BLK WP HR S P ERA WHIP	IP WLS BF H R ER SO BB IBB HBP BLK WP HR S P ERA WHIP	IP WLS BF H R ER SO BB IBB HBP BLK WP HR S P ERA WHIP	IP WLS BF H R ER SO BB IBB HBP BLK WP HR S P ERA WHIP	IP WLS BF H R ER SO BB IBB HBP BLK WP HR S P ERA WHIP	IP WLS BF H R ER SO BB IBB HBP BLK WP HR S P ERA WHIP	IP WLS BF H R ER SO BB IBB HBP BLK WP HR S P ERA WHIP	IP WLS BF H R ER SO BB IBB HBP BLK WP HR S P ERA WHIP	IP WLS BF H R ER SO BB IBB HBP BLK WP HR S P ERA WHIP	IP WLS BF H R ER SO BB IBB HBP BLK WP HR S P ERA WHIP	IP WLS BF H R ER SO BB IBB HBP BLK WP HR S P ERA WHIP	IP WLS BF H R ER SO BB IBB HBP BLK WP HR S P ERA WHIP	IP WLS BF H R ER SO BB IBB HBP BLK WP HR S P ERA WHIP	IP WLS BF H R ER SO BB IBB HBP BLK WP HR S P ERA WHIP	IP WLS BF H R ER SO BB IBB HBP BLK WP HR S P ERA WHIP	IP WLS BF H R ER SO BB IBB HBP BLK WP HR S P ERA WHIP	IP WLS BF H R ER SO BB IBB HBP BLK WP HR S P ERA WHIP	
21 Jon Lieber, R ERA: 2.97	7.0	31	7	2	1	2	5	1	0	0	0	0	0	64	109	1.29	1.714			
39 Brett Myers, R ERA: 6.65	1.0	5	2	0	0	2	0	0	0	0	1	0	11	19	0.00	2.000				
Antonio Alfonseca, R ERA: 3.38	0.1	L	4	2	3	3	1	0	0	0	1	7	13	81.00	9.000					



Batter	1	2	3	4	5	6	7	8	9	AB	R	H	RBI	BB	SO	LOB	TOP							
11 Jimmy Rollins, S OBP: 0.367, SLG: 0.603										5	0	2	1	0	1	4								
Aaron Rowand, R OBP: 0.468, SLG: 0.617										4	1	2	2	1	0	1								
26 Chase Utley, L OBP: 0.403, SLG: 0.592										5	0	3	0	0	0	4								
6 Ryan Howard, L OBP: 0.406, SLG: 0.380										2	0	0	0	3	1	2								
Pat Burrell, R OBP: 0.439, SLG: 0.387										3	0	0	1	1	0	4								
9 Michael Bourn, L OBP: 0.333, SLG: 0.375										1	0	1	0	0	0	0								
Wes Helms, R OBP: 0.319, SLG: 0.337										5	1	1	0	0	2	5								
28 Jayson Werth, R OBP: 0.364, SLG: 0.310										3	2	1	0	1	0	0								
8 Shane Victorino, S OBP: 0.354, SLG: 0.320										1	0	0	0	0	0	2								
2 Rod Barajas, R OBP: 0.436, SLG: 0.500										4	0	0	0	0	3	6								
35 Cole Hamels, L OBP: 0.125, SLG: 0.067										0	0	0	0	0	0	0								
39 Brett Myers, R OBP: 0.226, SLG: 0.286										0	0	0	0	0	0	0								
19 Greg Dobbs, L OBP: 0.333, SLG: 0.375										0	0	0	0	0	0	0								
45 Tom Gordon, R OBP: 0.333, SLG: 0.375										0	0	0	0	0	0	0								
Inning Stats	R: 0 E: 0 K: 0 S: 9	H: 1 LOB: 2 BB: 1 P: 17	R: 4 E: 0 K: 2 S: 21	H: 4 LOB: 3 BB: 2 P: 42	R: 1 E: 0 K: 2 S: 17	H: 1 LOB: 2 BB: 2 P: 29	R: 0 E: 0 K: 1 S: 8	H: 0 LOB: 0 BB: 0 P: 10	R: 0 E: 0 K: 0 S: 7	H: 1 LOB: 1 BB: 0 P: 10	R: 0 E: 0 K: 0 S: 9	H: 1 LOB: 0 BB: 1 P: 19	R: 1 E: 0 K: 1 S: 14	H: 1 LOB: 0 BB: 0 P: 18	R: 0 E: 0 K: 0 S: 7	H: 2 LOB: 0 BB: 0 P: 14	R: 0 E: 0 K: 1 S: 12	H: 1 LOB: 3 BB: 2 P: 24	1B: 9 2B: 2 3B: 0 HR: 1	SF: 0 SAC: 0 DP: 1 HBP: 0	WP: 0 PB: 1 SB: 0 CS: 2	PA: 46		
PITCHER	IP WLS BF H R ER SO BB IBB HBP BLK WP HR S P ERA WHIP	1.2 L 14 5 4 3 1 3 0 0 0 0 0 26 54 16.20 4.800	2.1 10 1 1 1 4 2 0 0 0 0 0 29 44 3.86 1.286	3.0 12 3 1 1 1 0 1 0 0 0 0 30 47 3.00 1.000	1.0 5 3 0 0 0 1 0 0 0 0 0 8 19 0.00 4.000	1.0 4 0 0 0 1 1 0 0 0 0 0 0 11 19 0.00 1.000																		

Philadelphia Phillies @ Atlanta Braves
Turner Field, Atlanta, GA
Tue May 01 2007, 7:35 PM EDT
Att: 19,670 - Clear - 85 F

AB	36
R	6
H	12
RBI	5
BB	8
SO	7
LOB	31



Batter	1	2	3	4	5	6	7	8	9	AB	R	H	RBI	BB	SO	LOB	BOTTOM					
2 Kelly Johnson, L OBP: 0.474, SLG: 0.596										3	1	1	0	1	0	1						
11 Edgar Renteria, R OBP: 0.400, SLG: 0.491										3	0	1	0	1	0	1						
10 Chipper Jones, S OBP: 0.418, SLG: 0.692										4	2	2	3	0	0	2						
Andruw Jones, R OBP: 0.405, SLG: 0.527										3	1	1	0	1	2	1						
7 Jeff Francoeur, R OBP: 0.372, SLG: 0.539										4	0	2	0	0	1	1						
16 Brian McCann, L OBP: 0.355, SLG: 0.476										1	0	1	1	0	0	0						
8 Brayan Peña, S OBP: 0.217, SLG: 0.348										4	0	1	0	0	1	1						
23 Matt Diaz, R OBP: 0.287, SLG: 0.397										4	0	1	0	0	2	1						
Craig Wilson, R OBP: 0.288, SLG: 0.275										0	0	0	0	0	0	0						
19 Mark Redman, L ERA: 10.82										0	0	0	0	0	0	0						
Oscar Villarreal, R ERA: 4.61										1	0	0	0	0	1	1						
58 Peter Moylan, R ERA: 2.55										0	0	0	0	0	0	0						
Steve Colyer, L ERA: 4.91										0	0	0	0	0	0	0						
54 Chad Paronto, R ERA: 3.0										0	0	0	0	0	0	0						
Inning Stats	R: 3 E: 0 K: 0 S: 12	H: 5 LOB: 1 BB: 0 P: 20	R: 0 E: 0 K: 0 S: 11	H: 2 LOB: 0 BB: 0 P: 13	R: 0 E: 0 K: 0 S: 7	H: 0 LOB: 0 BB: 1 P: 14	R: 0 E: 0 K: 3 S: 12	H: 1 LOB: 1 BB: 0 P: 14	R: 0 E: 0 K: 1 S: 9	H: 0 LOB: 0 BB: 2 P: 18	R: 0 E: 0 K: 1 S: 9	H: 0 LOB: 0 BB: 0 P: 10	R: 0 E: 0 K: 1 S: 14	H: 0 LOB: 0 BB: 0 P: 19	R: 1 E: 0 K: 1 S: 14	H: 2 LOB: 1 BB: 0 P: 19	R: 0 E: 0 K: 2 S: 8	H: 0 LOB: 0 BB: 0 P: 11	1B: 4 2B: 4 3B: 0 HR: 2	SF: 0 SAC: 0 DP: 2 HBP: 0	WP: 1 PB: 0 SB: 0 CS: 0	PA: 36
PITCHER	IP WLS BF H R ER SO BB IBB HBP BLK WP HR S P ERA WHIP	7.1 W 30 9 4 4 0 1 0 0 0 0 0 0 9 11 0.00 1.500	0.2 H 3 1 0 0 1 0 0 0 0 0 0 0 9 11 0.00 1.500	1.0 S 3 0 0 0 2 0 0 0 0 0 0 0 8 11 0.00 0.000																		

Philadelphia Phillies @ Atlanta Braves
Turner Field, Atlanta, GA
Tue May 01 2007, 7:35 PM EDT
Att: 19,670 - Clear - 85 F

AB	33
R	4
H	10
RBI	4
BB	3
SO	9
LOB	11



Batter	1	2	3	4	5	6	7	8	9	AB	R	H	RBI	BB	SO	LOB	TOP				
11 Jimmy Rollins, S OBP: 0.371, SLG: 0.608										4	0	2	0	0	1	0					
Aaron Rowand, R OBP: 0.470, SLG: 0.608										3	1	1	0	1	0	2					
26 Chase Utley, L OBP: 0.398, SLG: 0.589										4	1	1	0	0	2	3					
6 Ryan Howard, L OBP: 0.400, SLG: 0.410										4	1	1	3	0	3	2					
Pat Burrell, R OBP: 0.311, SLG: 0.372										3	0	0	0	1	0	2					
Wes Helms, R OBP: 0.316, SLG: 0.344										4	0	1	0	0	1	1					
28 Jayson Werth, R OBP: 0.361, SLG: 0.513										3	0	1	0	0	1	1					
2 Rod Barajas, R OBP: 0.395, SLG: 0.441											4	0	0	0	0	2					
34 Freddy Garcia, R OBP: 0.375, SLG: 0.333										2	0	1	0	0	1	0					
8 Shane Victorino, S OBP: 0.351, SLG: 0.316										0	0	0	0	0	0	0					
19 Greg Dobbs, L OBP: 0.250, SLG: 0.310										1	0	0	0	0	0	0					
9 Michael Bourn, L OBP: 0.333, SLG: 0.375										1	0	1	0	0	0	0					
										0	0	0	0	0	0	0					
Inning Stats	R: 0 E: 0 K: 1 S: 13	H: 1 LOB: 2 BB: 1 P: 23	R: 0 E: 0 K: 1 S: 9	H: 1 LOB: 0 BB: 0 P: 18	R: 0 E: 0 K: 1 S: 13	H: 2 LOB: 1 BB: 0 P: 18	R: 0 E: 0 K: 2 S: 14	H: 1 LOB: 1 BB: 0 P: 22	R: 0 E: 0 K: 1 S: 6	H: 0 LOB: 0 BB: 0 P: 13	R: 3 E: 0 K: 0 S: 15	H: 3 LOB: 0 BB: 1 P: 25	R: 0 E: 0 K: 1 S: 7	H: 0 LOB: 0 BB: 0 P: 10	R: 0 E: 0 K: 2 S: 8	H: 1 LOB: 1 BB: 0 P: 12	1B: 5 2B: 4 3B: 0 HR: 1	SF: 0 SAC: 0 DP: 2 HBP: 0	WP: 0 PB: 0 SB: 0 CS: 1	PA: 36	
PITCHER	IP WLS BF H R ER SO BB IBB HBP BLK WP HR S P ERA WHIP	IP WLS BF H R ER SO BB IBB HBP BLK WP HR S P ERA WHIP	IP WLS BF H R ER SO BB IBB HBP BLK WP HR S P ERA WHIP	IP WLS BF H R ER SO BB IBB HBP BLK WP HR S P ERA WHIP	IP WLS BF H R ER SO BB IBB HBP BLK WP HR S P ERA WHIP	IP WLS BF H R ER SO BB IBB HBP BLK WP HR S P ERA WHIP	IP WLS BF H R ER SO BB IBB HBP BLK WP HR S P ERA WHIP	IP WLS BF H R ER SO BB IBB HBP BLK WP HR S P ERA WHIP	IP WLS BF H R ER SO BB IBB HBP BLK WP HR S P ERA WHIP	IP WLS BF H R ER SO BB IBB HBP BLK WP HR S P ERA WHIP	IP WLS BF H R ER SO BB IBB HBP BLK WP HR S P ERA WHIP	IP WLS BF H R ER SO BB IBB HBP BLK WP HR S P ERA WHIP	IP WLS BF H R ER SO BB IBB HBP BLK WP HR S P ERA WHIP	IP WLS BF H R ER SO BB IBB HBP BLK WP HR S P ERA WHIP	IP WLS BF H R ER SO BB IBB HBP BLK WP HR S P ERA WHIP	IP WLS BF H R ER SO BB IBB HBP BLK WP HR S P ERA WHIP	IP WLS BF H R ER SO BB IBB HBP BLK WP HR S P ERA WHIP	IP WLS BF H R ER SO BB IBB HBP BLK WP HR S P ERA WHIP	IP WLS BF H R ER SO BB IBB HBP BLK WP HR S P ERA WHIP	IP WLS BF H R ER SO BB IBB HBP BLK WP HR S P ERA WHIP	IP WLS BF H R ER SO BB IBB HBP BLK WP HR S P ERA WHIP

Philadelphia Phillies @ Atlanta Braves
Turner Field, Atlanta, GA
Wed May 02 2007, 7:35 PM EDT
Att: 23,647 - Cloudy - 82 F

AB 33
R 3
H 9
RBI 3
BB 2
SO 9
LOB 13



Batter	1	2	3	4	5	6	7	8	9	AB	R	H	RBI	BB	SO	LOB	BOTTOM				
2 Kelly Johnson, L OBP: 0.466, SLG: 0.591										4	1	1	0	0	0	4					
11 Edgar Renteria, R OBP: 0.403, SLG: 0.500										4	2	2	0	0	0	0					
10 Chipper Jones, S OBP: 0.421, SLG: 0.692										3	0	1	2	1	1	0					
Andrew Jones, R OBP: 0.392, SLG: 0.505										4	0	0	1	0	1	2					
Scott Thorman, L OBP: 0.328, SLG: 0.509										4	1	1	0	0	0	2					
7 Jeff Francoeur, R OBP: 0.388, SLG: 0.528										4	0	1	0	0	1	1					
Jarrod Saltalamacchia, S OBP: 0.328, SLG: 0.509										2	0	0	0	1	0	0					
Willie Harris, L OBP: 0.500, SLG: 0.429										3	0	2	1	0	1	1					
36 Chuck James, L ERA: 4.83										1	0	0	0	0	0	1					
54 Chad Paronto, R ERA: 2.57										0	0	0	0	0	0	0					
Tyler Yates, R ERA: 3.65										1	0	0	0	0	0	3					
51 Michael Gonzalez, R ERA: 1.59										0	0	0	0	0	0	0					
39 Rafael Soriano, R ERA: 4.05										0	0	0	0	0	0	0					
Inning Stats	R: 1 E: 0 K: 0 S: 9	H: 1 LOB: 1 BB: 1 P: 16	R: 0 E: 0 K: 0 S: 4	H: 1 LOB: 1 BB: 0 P: 7	R: 2 E: 0 K: 1 S: 11	H: 3 LOB: 1 BB: 0 P: 20	R: 0 E: 0 K: 1 S: 14	H: 0 LOB: 1 BB: 1 P: 23	R: 0 E: 0 K: 0 S: 8	H: 0 LOB: 0 BB: 0 P: 13	R: 1 E: 0 K: 0 S: 15	H: 3 LOB: 2 BB: 0 P: 26	R: 0 E: 0 K: 1 S: 8	H: 0 LOB: 0 BB: 0 P: 10	R: 0 E: 0 K: 1 S: 10	H: 0 LOB: 0 BB: 0 P: 14	1B: 5 2B: 4 3B: 0 HR: 0	SF: 0 SAC: 1 DP: 1 HBP: 1	WP: 1 PB: 0 SB: 0 CS: 0	PA: 34	
PITCHER	IP WLS BF H R ER SO BB IBB HBP BLK WP HR S P ERA WHIP	IP WLS BF H R ER SO BB IBB HBP BLK WP HR S P ERA WHIP	IP WLS BF H R ER SO BB IBB HBP BLK WP HR S P ERA WHIP	IP WLS BF H R ER SO BB IBB HBP BLK WP HR S P ERA WHIP	IP WLS BF H R ER SO BB IBB HBP BLK WP HR S P ERA WHIP	IP WLS BF H R ER SO BB IBB HBP BLK WP HR S P ERA WHIP	IP WLS BF H R ER SO BB IBB HBP BLK WP HR S P ERA WHIP	IP WLS BF H R ER SO BB IBB HBP BLK WP HR S P ERA WHIP	IP WLS BF H R ER SO BB IBB HBP BLK WP HR S P ERA WHIP	IP WLS BF H R ER SO BB IBB HBP BLK WP HR S P ERA WHIP	IP WLS BF H R ER SO BB IBB HBP BLK WP HR S P ERA WHIP	IP WLS BF H R ER SO BB IBB HBP BLK WP HR S P ERA WHIP	IP WLS BF H R ER SO BB IBB HBP BLK WP HR S P ERA WHIP	IP WLS BF H R ER SO BB IBB HBP BLK WP HR S P ERA WHIP	IP WLS BF H R ER SO BB IBB HBP BLK WP HR S P ERA WHIP	IP WLS BF H R ER SO BB IBB HBP BLK WP HR S P ERA WHIP	IP WLS BF H R ER SO BB IBB HBP BLK WP HR S P ERA WHIP	IP WLS BF H R ER SO BB IBB HBP BLK WP HR S P ERA WHIP	IP WLS BF H R ER SO BB IBB HBP BLK WP HR S P ERA WHIP	IP WLS BF H R ER SO BB IBB HBP BLK WP HR S P ERA WHIP	IP WLS BF H R ER SO BB IBB HBP BLK WP HR S P ERA WHIP

Philadelphia Phillies @ Atlanta Braves
Turner Field, Atlanta, GA
Wed May 02 2007, 7:35 PM EDT
Att: 23,647 - Cloudy - 82 F

AB 30
R 4
H 8
RBI 4
BB 2
SO 4
LOB 14



Batter	1	2	3	4	5	6	7	8	9	AB	R	H	RBI	BB	SO	LOB	TOP										
15 Rafael Furcal, S OBP: 0.284, SLG: 0.256	G4-3		F7			SH1-3 1B	G4-3		F8	5	0	1	0	0	0	0	Los Angeles Dodgers @ Atlanta Braves Turner Field, Atlanta, GA Fri May 04 2007, 7:35 PM EDT Att: 38,263 - Cloudy - 71 F										
9 Juan Pierre, L OBP: 0.305, SLG: 0.323	G4-3		L6			SH1-3			G4-3	4	0	1	0	0	0	0											
5 Nomar Garciaparra, R OBP: 0.347, SLG: 0.490	F8					1B			G1-3	4	0	1	0	0	0	2											
Luis Gonzalez, L OBP: 0.385, SLG: 0.452						1B			G4-3	3	0	2	0	1	0	0											
55 Russell Martin, R OBP: 0.400, SLG: 0.464			FC5-4 16 CI			1B			1B	4	0	2	0	0	0	2											
16 Andre Ethier, L OBP: 0.326, SLG: 0.463			CI			F6			1B	2	0	1	0	1	0	3											
Wilson Betemit, S OBP: 0.297, SLG: 0.161 58 Chad Billingsley, R			K			K			1B	3	0	0	0	0	3	7											
Olmedo Saenz, R OBP: 0.400, SLG: 0.500 Rudy Seanez, R			K			K			K	1	0	0	0	0	1	2											
18 Ramon Martinez, R OBP: 0.228, SLG: 0.227			G4-3			F7			G5-3	4	0	0	0	0	0	9											
Brett Tomko, R Joe Beimel, L Wilson Valdez, R 21 Marlon Anderson, L			K			K			K	2	0	0	0	0	2	0											
Inning Stats	R: 0 E: 0 K: 0 S: 9	H: 0 LOB: 0 BB: 0 P: 12	R: 0 E: 1 K: 1 S: 14	H: 1 LOB: 2 BB: 0 P: 17	R: 0 E: 0 K: 1 S: 7	H: 0 LOB: 0 BB: 0 P: 7	R: 0 E: 0 K: 1 S: 14	H: 3 LOB: 3 BB: 0 P: 21	R: 0 E: 0 K: 1 S: 8	H: 1 LOB: 1 BB: 0 P: 10	R: 0 E: 0 K: 1 S: 10	H: 0 LOB: 2 BB: 2 P: 20	R: 0 E: 0 K: 1 S: 10	H: 1 LOB: 1 BB: 0 P: 15	R: 0 E: 0 K: 1 S: 11	H: 2 LOB: 2 BB: 0 P: 19	R: 0 E: 0 K: 1 S: 10	H: 0 LOB: 0 BB: 0 P: 13	1B: 8 2B: 0 3B: 0 HR: 0	SF: 0 SAC: 1 DP: 0 HBP: 0	WP: 0 PB: 0 SB: 0 CS: 0	PA: 38					
PITCHER	IP	WLS	BF	H	R	ER	SO	BB	IBB	HBP	BLK	WP	HR	S	P	ERA	WHIP										
29 John Smoltz, R ERA: 3.35	7.0	W	30	6	0	0	6	2	0	0	0	0	0	72	102	0.00	1.143										
51 Michael Gonzalez, L ERA: 1.46	1.0		5	2	0	0	1	0	0	0	0	0	0	11	19	0.00	2.000										
39 Rafael Soriano, R ERA: 3.77	1.0		3	0	0	0	1	0	0	0	0	0	0	10	13	0.00	0.000										

Batter	1	2	3	4	5	6	7	8	9	AB	R	H	RBI	BB	SO	LOB	BOTTOM										
2 Kelly Johnson, L OBP: 0.472, SLG: 0.583	F7		CS			BB			G6-3	3	0	1	0	2	0	2	Los Angeles Dodgers @ Atlanta Braves Turner Field, Atlanta, GA Fri May 04 2007, 7:35 PM EDT Att: 38,263 - Cloudy - 71 F										
11 Edgar Renteria, R OBP: 0.395, SLG: 0.487			CS			BB			G5-3	5	1	1	0	0	1	4											
10 Chipper Jones, S OBP: 0.423, SLG: 0.679			BB			BB			F7	2	2	0	0	2	0	3											
Andrew Jones, R OBP: 0.387, SLG: 0.490			F4			P5			K	3	1	0	0	1	1	3											
16 Brian McCann, L OBP: 0.381, SLG: 0.500			BB			BB			BB	2	0	2	2	2	0	0											
7 Jeff Francoeur, R OBP: 0.372, SLG: 0.532			BB			BB			FC6	3	0	1	2	1	0	3											
Scott Thorman, L OBP: 0.308, SLG: 0.475			BB			BB			FC6-4	4	0	0	0	0	1	5											
Willie Harris, L OBP: 0.500, SLG: 0.455			K			K			F7	4	0	2	0	0	1	0											
29 John Smoltz, R ERA: 4.4 51 Michael Gonzalez, R 4 Pete Orr, L 39 Rafael Soriano, R			G6-3			K			SH1-4	2	0	0	0	0	0	0											
Inning Stats	R: 2 E: 0 K: 0 S: 13	H: 2 LOB: 2 BB: 2 P: 27	R: 0 E: 0 K: 1 S: 10	H: 1 LOB: 0 BB: 0 P: 17	R: 0 E: 0 K: 0 S: 11	H: 1 LOB: 2 BB: 1 P: 17	R: 0 E: 0 K: 1 S: 8	H: 0 LOB: 0 BB: 0 P: 11	R: 2 E: 0 K: 2 S: 13	H: 1 LOB: 2 BB: 3 P: 28	R: 0 E: 0 K: 0 S: 9	H: 1 LOB: 2 BB: 1 P: 16	R: 0 E: 0 K: 1 S: 11	H: 0 LOB: 1 BB: 1 P: 20	R: 0 E: 0 K: 0 S: 7	H: 2 LOB: 1 BB: 0 P: 8		1B: 6 2B: 2 3B: 0 HR: 0	SF: 0 SAC: 1 DP: 1 HBP: 0	WP: 0 PB: 0 SB: 0 CS: 1	PA: 39						
PITCHER	IP	WLS	BF	H	R	ER	SO	BB	IBB	HBP	BLK	WP	HR	S	P	ERA	WHIP										
Brett Tomko, R ERA: 4.4 Joe Beimel, L ERA: 2.45 58 Chad Billingsley, R ERA: 5.17 Rudy Seanez, R ERA: 3.52	4.2	L	24	5	4	4	3	6	0	0	0	0	0	52	96	7.71	2.357										
	0.1		1	0	0	0	1	0	0	0	0	0	0	3	4	0.00	0.000										
	2.0		9	1	0	0	1	2	0	0	0	0	0	20	36	0.00	1.500										
	1.0		4	2	0	0	0	0	0	0	0	0	0	7	8	0.00	2.000										

Batter	1	2	3	4	5	6	7	8	9	AB	R	H	RBI	BB	SO	LOB	TOP					
15 Rafael Furcal, S OBP: 0.303, SLG: 0.278	G1-3			9 1B		9 FC2-6 1B		9 G6-3 1B		4	1	3	0	0	0	0	Los Angeles Dodgers @ Atlanta Braves Turner Field, Atlanta, GA Sat May 05 2007, 7:05 PM EDT Att: 42,786 - Cloudy - 67 F					
9 Juan Pierre, L OBP: 0.313, SLG: 0.328	G6-3			12 F8 5 1B		FC2-6 5 E 1-2		G6-3		4	1	2	0	0	0	2						
5 Nomar Garciaparra, R OBP: 0.344, SLG: 0.395	G6-3			FC6-4 1-2 2-H 1B		F8		P3		4	0	1	1	0	0	2						
12 Jeff Kent, R OBP: 0.392, SLG: 0.442 Wilson Valdez, R OBP: 0.277, SLG: 0.333	F7			2-2 F8		G6-3			55 1B BB	3	1	0	0	1	0	3						
Luis Gonzalez, L OBP: 0.381, SLG: 0.443 Brady Clark, R OBP: 0.316, SLG: 0.353	F8			FC6-4 1-2					55 1B 1B	0	0	0	0	0	0	0						
55 Russell Martin, R OBP: 0.395, SLG: 0.455	G5-3			G1-3					16 1B 1B	4	1	1	1	0	0	1						
16 Andre Ethier, L OBP: 0.323, SLG: 0.452									18 1B 1B	4	0	1	1	0	0	0						
18 Ramon Martinez, R OBP: 0.231, SLG: 0.229									G5-4-3 1-2 3-H 1B	4	0	1	1	0	1	0						
Derek Lowe, R OBP: 0.333, SLG: 0.182 Wilson Valdez, R OBP: 0.307, SLG: 0.228 51 Jonathan Broxton, R OBP: 0.285, SLG: 0.476 Joe Beimel, L OBP: 0.279, SLG: 0.476 44 Takashi Saito, L	K			K		K		HR	G5-4-3 1-2	2	0	0	0	0	0	2						
Inning Stats	R: 0 E: 0 K: 0 S: 6	H: 1 LOB: 0 BB: 0 P: 9	R: 0 E: 0 K: 0 S: 5	H: 0 LOB: 0 BB: 0 P: 9	R: 0 E: 0 K: 1 S: 6	H: 0 LOB: 0 BB: 0 P: 8	R: 2 E: 0 K: 0 S: 14	H: 3 LOB: 1 BB: 0 P: 22	R: 0 E: 0 K: 1 S: 8	H: 0 LOB: 0 BB: 0 P: 9	R: 0 E: 1 K: 0 S: 6	H: 1 LOB: 1 BB: 0 P: 10	R: 0 E: 0 K: 0 S: 6	H: 0 LOB: 0 BB: 0 P: 10	R: 1 E: 0 K: 1 S: 7	H: 2 LOB: 0 BB: 0 P: 10		R: 3 E: 0 K: 0 S: 11	H: 4 LOB: 2 BB: 1 P: 22	1B: 10 2B: 0 3B: 0 HR: 1	SF: 0 SAC: 0 DP: 2 HBP: 0	WP: 0 PB: 0 SB: 0 CS: 0
PITCHER	IP WLS BF H R ER SO BB IBB HBP BLK WP HR S P ERA WHIP	IP WLS BF H R ER SO BB IBB HBP BLK WP HR S P ERA WHIP	IP WLS BF H R ER SO BB IBB HBP BLK WP HR S P ERA WHIP	IP WLS BF H R ER SO BB IBB HBP BLK WP HR S P ERA WHIP	IP WLS BF H R ER SO BB IBB HBP BLK WP HR S P ERA WHIP	IP WLS BF H R ER SO BB IBB HBP BLK WP HR S P ERA WHIP	IP WLS BF H R ER SO BB IBB HBP BLK WP HR S P ERA WHIP	IP WLS BF H R ER SO BB IBB HBP BLK WP HR S P ERA WHIP	IP WLS BF H R ER SO BB IBB HBP BLK WP HR S P ERA WHIP	IP WLS BF H R ER SO BB IBB HBP BLK WP HR S P ERA WHIP	IP WLS BF H R ER SO BB IBB HBP BLK WP HR S P ERA WHIP	IP WLS BF H R ER SO BB IBB HBP BLK WP HR S P ERA WHIP	IP WLS BF H R ER SO BB IBB HBP BLK WP HR S P ERA WHIP	IP WLS BF H R ER SO BB IBB HBP BLK WP HR S P ERA WHIP	IP WLS BF H R ER SO BB IBB HBP BLK WP HR S P ERA WHIP	IP WLS BF H R ER SO BB IBB HBP BLK WP HR S P ERA WHIP						
15 Tim Hudson, R ERA: 1.7	8.0	L	29	7	3	3	3	0	0	0	0	0	0	0	0	0	3.38	0.875				
Tyler Yates, R ERA: 5.69	0.1		4	2	3	3	0	1	0	0	0	0	0	0	0	8	15	81.00	9.000			
Steve Colyer, L ERA: 4.91	0.0		2	2	0	0	0	0	0	0	0	0	0	0	2	5						
54 Chad Paronto, R ERA: 2.35	0.2		1	0	0	0	0	0	0	0	0	0	0	0	1	2	0.00	0.000				

Batter	1	2	3	4	5	6	7	8	9	AB	R	H	RBI	BB	SO	LOB	BOTTOM					
2 Kelly Johnson, L OBP: 0.469, SLG: 0.570	F7			K		P6		11 1B BB	11 FC5 1B	4	0	1	2	1	1	2	Los Angeles Dodgers @ Atlanta Braves Turner Field, Atlanta, GA Sat May 05 2007, 7:05 PM EDT Att: 42,786 - Cloudy - 67 F					
11 Edgar Renteria, R OBP: 0.396, SLG: 0.479	F9			10 E BB		G5-3		FC5-4 1B	FC5	4	0	1	0	1	0	3						
10 Chipper Jones, S OBP: 0.418, SLG: 0.661				E4		G4-3		K		3	0	0	0	1	1	3						
Andrew Jones, R OBP: 0.375, SLG: 0.471				G5-3		G5-3		FC5-4		4	0	0	0	0	1	5						
16 Brian McCann, L OBP: 0.376, SLG: 0.489	G6-3			7 FC5-4 1B				K		4	0	1	0	0	1	0						
7 Jeff Francoeur, R OBP: 0.360, SLG: 0.513	K			FC5-4 G4-6-3				K		4	0	0	0	0	2	1						
Scott Thorman, L OBP: 0.304, SLG: 0.477	K			G4-6-3		G4-3		G4-3		4	1	1	0	0	1	1						
Willie Harris, L OBP: 0.533, SLG: 0.571 23 Matt Diaz, R OBP: 0.279, SLG: 0.407				10 E 1B				G1-3		3	1	2	0	0	0	0						
15 Tim Hudson, R ERA: 3.89 Chris Woodward, R ERA: 1.08 Tyler Yates, R ERA: 5.69 Steve Colyer, L ERA: 4.91 54 Chad Paronto, R ERA: 2.35 Craig Wilson, R ERA: 3.00, SLG: 0.275				K		K		G4-3		2	0	0	0	0	2	2						
Inning Stats	R: 0 E: 0 K: 1 S: 10	H: 0 LOB: 1 BB: 1 P: 21	R: 0 E: 0 K: 2 S: 7	H: 0 LOB: 0 BB: 0 P: 8	R: 1 E: 1 K: 2 S: 17	H: 1 LOB: 2 BB: 1 P: 30	R: 0 E: 0 K: 0 S: 3	H: 1 LOB: 0 BB: 0 P: 4	R: 0 E: 0 K: 1 S: 11	H: 1 LOB: 1 BB: 0 P: 13	R: 0 E: 0 K: 1 S: 10	H: 0 LOB: 0 BB: 0 P: 16	R: 0 E: 0 K: 1 S: 9	H: 0 LOB: 0 BB: 0 P: 13	R: 0 E: 0 K: 1 S: 16	H: 1 LOB: 2 BB: 1 P: 26		R: 2 E: 0 K: 0 S: 12	H: 3 LOB: 2 BB: 1 P: 19	1B: 5 2B: 2 3B: 0 HR: 0	SF: 0 SAC: 0 DP: 1 HBP: 0	WP: 0 PB: 0 SB: 2 CS: 0
PITCHER	IP WLS BF H R ER SO BB IBB HBP BLK WP HR S P ERA WHIP	IP WLS BF H R ER SO BB IBB HBP BLK WP HR S P ERA WHIP	IP WLS BF H R ER SO BB IBB HBP BLK WP HR S P ERA WHIP	IP WLS BF H R ER SO BB IBB HBP BLK WP HR S P ERA WHIP	IP WLS BF H R ER SO BB IBB HBP BLK WP HR S P ERA WHIP	IP WLS BF H R ER SO BB IBB HBP BLK WP HR S P ERA WHIP	IP WLS BF H R ER SO BB IBB HBP BLK WP HR S P ERA WHIP	IP WLS BF H R ER SO BB IBB HBP BLK WP HR S P ERA WHIP	IP WLS BF H R ER SO BB IBB HBP BLK WP HR S P ERA WHIP	IP WLS BF H R ER SO BB IBB HBP BLK WP HR S P ERA WHIP	IP WLS BF H R ER SO BB IBB HBP BLK WP HR S P ERA WHIP	IP WLS BF H R ER SO BB IBB HBP BLK WP HR S P ERA WHIP	IP WLS BF H R ER SO BB IBB HBP BLK WP HR S P ERA WHIP	IP WLS BF H R ER SO BB IBB HBP BLK WP HR S P ERA WHIP	IP WLS BF H R ER SO BB IBB HBP BLK WP HR S P ERA WHIP	IP WLS BF H R ER SO BB IBB HBP BLK WP HR S P ERA WHIP						
Derek Lowe, R ERA: 3.89	7.0	W	26	3	1	0	8	2	0	0	0	0	0	0	0	0	0.00	0.714				
51 Jonathan Broxton, R ERA: 1.08	1.0	H	5	1	0	0	1	1	0	0	0	0	0	0	0	16	26	0.00	2.000			
Joe Beimel, L ERA: 3.52	0.2		5	2	2	2	0	1	0	0	0	0	0	0	7	13	27.00	4.500				
44 Takashi Saito, R ERA: 1.8	0.1	S	2	1	0	0	0	0	0	0	0	0	0	0	5	6	0.00	3.000				

Batter	1	2	3	4	5	6	7	8	9	AB	R	H	RBI	BB	SO	LOB	TOP									
15 Rafael Furcal, S OBP: 0.301, SLG: 0.269			G1-3		FC6-4					3	0	0	0	1	1	2	Los Angeles Dodgers @ Atlanta Braves Turner Field, Atlanta, GA Sun May 06 2007, 1:05 PM EDT Att: 35,350 - Cloudy - 74 F									
9 Juan Pierre, L OBP: 0.312, SLG: 0.321					F7		CS	P5		3	0	0	0	1	1	2										
5 Nomar Garciaparra, R OBP: 0.333, SLG: 0.361					G6-3			G4-3		4	0	0	0	0	1	1										
12 Jeff Kent, R OBP: 0.379, SLG: 0.426		F7			K			F7		4	0	0	0	0	1	0										
Luis Gonzalez, L OBP: 0.385, SLG: 0.446					P3			F8		4	0	2	0	0	0	0										
28 Andy LaRoche, R OBP: 0.250, SLG: 0.500		F9					L7	P4		4	1	1	0	0	0	2										
16 Andre Ethier, L 55 Russell Martin, R OBP: 0.392, SLG: 0.451							G1-3	K		3	1	1	1	0	1	1										
Mike Lieberthal, R OBP: 0.222, SLG: 0.222					F8			P3		4	1	2	1	0	0	1										
52 Randy Wolf, L Rudy Seanez, R Wilson Betemit, S 41 Chin-hui Tsao, R 58 Chad Billingsley, R										2	0	0	0	0	1	1										
Inning Stats	R: 0 E: 0 K: 2 S: 6	H: 0 LOB: 0 BB: 1 P: 13	R: 0 E: 1 K: 1 S: 10	H: 1 LOB: 1 BB: 0 P: 15	R: 0 E: 0 K: 1 S: 6	H: 0 LOB: 0 BB: 0 P: 9	R: 0 E: 0 K: 2 S: 7	H: 0 LOB: 0 BB: 0 P: 11	R: 2 E: 1 K: 0 S: 16	H: 3 LOB: 2 BB: 0 P: 24	R: 0 E: 0 K: 0 S: 6	H: 0 LOB: 0 BB: 0 P: 10	R: 2 E: 0 K: 0 S: 12	H: 2 LOB: 0 BB: 1 P: 22	R: 0 E: 0 K: 0 S: 8	H: 0 LOB: 0 BB: 0 P: 13		R: 0 E: 0 K: 1 S: 8	H: 1 LOB: 1 BB: 0 P: 14	1B: 5 2B: 1 3B: 0 HR: 1	SF: 0 SAC: 0 DP: 0 HBP: 0	WP: 0 PB: 0 SB: 0 CS: 2	PA: 36			
PITCHER	IP	WLS	BF	H	R	ER	SO	BB	IBB	HBP	BLK	WP	HR	S	P	ERA	WHIP									
26 Kyle Davies, R ERA: 6.41	(1, 1)	6.2		28	6	4	4	6	2	0	0	0	0	1	62	103	5.40	1.200								
54 Chad Paronto, R ERA: 2.25	(7, 1)	0.1	W	0	0	0	0	0	0	0	0	0	0	1	1	0.00	0.000									
39 Rafael Soriano, R ERA: 3.52	(8, 1)	1.0	H	3	0	0	0	0	0	0	0	0	0	8	13	0.00	0.000									
51 Michael Gonzalez, L ERA: 1.35	(9, 1)	1.0	S	4	1	0	0	1	0	0	0	0	0	8	14	0.00	1.000									

Batter	1	2	3	4	5	6	7	8	9	AB	R	H	RBI	BB	SO	LOB	BOTTOM									
2 Kelly Johnson, L OBP: 0.459, SLG: 0.562	G3-1	K			F9			K		5	1	1	0	0	2	0	Los Angeles Dodgers @ Atlanta Braves Turner Field, Atlanta, GA Sun May 06 2007, 1:05 PM EDT Att: 35,350 - Cloudy - 74 F									
11 Edgar Renteria, R OBP: 0.396, SLG: 0.484			K		F9			K		5	2	2	2	0	2	0										
7 Jeff Francoeur, R OBP: 0.362, SLG: 0.504					G4-3		P2	E4		4	0	1	0	1	0	1										
Andrew Jones, R OBP: 0.376, SLG: 0.457	K		K		K		L5			3	1	0	0	2	2	3										
23 Matt Diaz, R 10 Chipper Jones, S 39 Rafael Soriano, R								K		2	0	2	1	0	0	0										
4 Pete Orr, L 51 Michael Gonzalez, R					HBP					2	0	1	0	0	1	2										
Craig Wilson, R Scott Thorman, L										2	0	1	0	1	1	2										
Jarrold Saltalamacchia, S OBP: 0.500, SLG: 0.333	K				F8					4	0	2	1	0	1	3										
Chris Woodward, R OBP: 0.257, SLG: 0.219	F7				G5-3					4	0	1	1	0	0	3										
26 Kyle Davies, R 54 Chad Paronto, R Willie Harris, L					K					2	0	0	0	0	2	0										
Inning Stats	R: 1 E: 0 K: 2 S: 17	H: 2 LOB: 3 BB: 2 P: 31	R: 0 E: 0 K: 2 S: 9	H: 0 LOB: 0 BB: 0 P: 16	R: 0 E: 0 K: 3 S: 12	H: 1 LOB: 2 BB: 0 P: 16	R: 0 E: 0 K: 1 S: 11	H: 0 LOB: 0 BB: 0 P: 16	R: 0 E: 0 K: 0 S: 9	H: 3 LOB: 2 BB: 0 P: 14	R: 0 E: 0 K: 0 S: 11	H: 0 LOB: 0 BB: 0 P: 18	R: 5 E: 0 K: 1 S: 31	H: 5 LOB: 2 BB: 2 P: 46	R: 0 E: 1 K: 3 S: 13	H: 0 LOB: 2 BB: 1 P: 23	1B: 9 2B: 2 3B: 0 HR: 0	SF: 0 SAC: 0 DP: 1 HBP: 1	WP: 0 PB: 0 SB: 0 CS: 0	PA: 41						
PITCHER	IP	WLS	BF	H	R	ER	SO	BB	IBB	HBP	BLK	WP	HR	S	P	ERA	WHIP									
52 Randy Wolf, L Rudy Seanez, R 41 Chin-hui Tsao, R 58 Chad Billingsley, R	(1, 1)	5.1		25	6	1	1	8	2	0	1	0	0	0	77	169	1.69	1.500								
41 Chin-hui Tsao, R ERA: 3.97	(7, 1)	0.2	L	7	3	5	5	1	2	0	0	0	0	24	38	67.50	7.500									
58 Chad Billingsley, R ERA: 4.76	(7, 1)	1.1		8	2	0	0	3	1	0	0	0	0	20	31	0.00	2.250									

Batter	1	2	3	4	5	6	7	8	9	AB	R	H	RBI	BB	SO	LOB	TOP										
22 Marcus Giles, R OBP: 0.362, SLG: 0.424	F9		E4		K			P4		4	0	0	0	0	1	0											
24 Brian Giles, L OBP: 0.361, SLG: 0.359	G4-3				F9					3	0	1	0	1	0	0											
23 Adrián González, L OBP: 0.355, SLG: 0.541	G6-3		F7					F8		4	0	0	0	0	1	3											
28 Josh Bard, S OBP: 0.290, SLG: 0.328		F8		G3					G3	4	0	0	0	0	0	0											
3 Khalil Greene, R OBP: 0.279, SLG: 0.461		K		F9					K	4	0	0	0	0	2	0											
Russell Branyan, L OBP: 0.436, SLG: 0.448		K							K	3	0	0	0	1	2	0											
Mike Cameron, R OBP: 0.281, SLG: 0.290			HR		K					3	1	1	1	0	1	1											
8 Terrel Sledge, L OBP: 0.386, SLG: 0.491			K							3	1	1	1	0	1	0											
Justin Germano, R ERA: 1.26										2	0	0	0	0	1	0											
26 Doug Brocail, L ERA: 4.91										0	0	0	0	0	0	0											
José Cruz Jr., S OBP: 0.389, SLG: 0.576										1	0	0	0	0	0	0											
21 Heath Bell, R ERA: 1.29										0	0	0	0	0	0	0											
41 Kevin Cameron, R ERA: 3.31										0	0	0	0	0	0	0											
Inning Stats	R: 0 E: 0 K: 0 S: 6	H: 0 LOB: 0 BB: 0 P: 12	R: 0 E: 0 K: 2 S: 10	H: 0 LOB: 0 BB: 0 P: 14	R: 1 E: 1 K: 2 S: 16	H: 1 LOB: 2 BB: 1 P: 30	R: 0 E: 0 K: 1 S: 9	H: 0 LOB: 1 BB: 1 P: 16	R: 1 E: 0 K: 1 S: 13	H: 1 LOB: 0 BB: 0 P: 19	R: 0 E: 0 K: 1 S: 6	H: 0 LOB: 0 BB: 0 P: 7	R: 0 E: 0 K: 0 S: 4	H: 0 LOB: 0 BB: 0 P: 5	R: 0 E: 0 K: 0 S: 12	H: 1 LOB: 1 BB: 0 P: 19	R: 0 E: 0 K: 2 S: 7	H: 0 LOB: 0 BB: 0 P: 11	1B: 1 2B: 0 3B: 0 HR: 2	SF: 0 SAC: 0 DP: 0 HBP: 0	WP: 0 PB: 0 SB: 0 CS: 0	PA: 33					
PITCHER	IP	WLS	BF	H	R	ER	SO	BB	IBB	HBP	BLK	WP	HR	S	P	ERA	WHIP										
50 Anthony Lerew, R ERA: 3.0	6.0		23	2	2	2	7	2	0	0	0	0	2	60	98	3.00	0.667										
Tyler Yates, R ERA: 4.91	1.0		3	0	0	0	0	0	0	0	0	0	0	4	5	0.00	0.000										
51 Michael Gonzalez, L ERA: 1.26	1.0	W	4	1	0	0	0	0	0	0	0	0	0	12	19	0.00	1.000										
39 Rafael Soriano, R ERA: 3.31	1.0	S	3	0	0	0	2	0	0	0	0	0	0	7	11	0.00	0.000										

San Diego Padres @ Atlanta Braves
Turner Field, Atlanta, GA
Tue May 08 2007, 7:35 PM EDT
Att: 21,752 - Clear - 80 F

AB 31
R 2
H 3
RBI 2
BB 2
SO 9
LOB 4



Batter	1	2	3	4	5	6	7	8	9	AB	R	H	RBI	BB	SO	LOB	BOTTOM										
2 Kelly Johnson, L OBP: 0.433, SLG: 0.522	P5		G6-3		K			FC4		4	1	0	0	0	1	1											
11 Edgar Renteria, R OBP: 0.399, SLG: 0.508	G5-3		G6-3							4	2	2	1	0	0	0											
10 Chipper Jones, S OBP: 0.406, SLG: 0.633	G4-3									3	0	1	0	1	0	1											
Andrew Jones, R OBP: 0.376, SLG: 0.455		G5-3								3	0	2	2	1	0	0											
7 Jeff Francoeur, R OBP: 0.348, SLG: 0.476		G4-3		L9						4	0	0	0	0	0	5											
Scott Thorman, L OBP: 0.303, SLG: 0.451										2	0	0	0	0	0	0											
Jarrod Saltalamacchia, S OBP: 0.364, SLG: 0.222			G3		P5					3	0	0	0	0	0	1											
Willie Harris, L OBP: 0.458, SLG: 0.429			F7		K					3	0	0	0	0	1	1											
50 Anthony Lerew, L ERA: 1.5			G1-3							2	0	0	0	0	0	1											
26 Doug Brocail, R ERA: 1.05										0	0	0	0	0	0	0											
21 Heath Bell, R ERA: 1.29										1	1	0	0	0	0	0											
41 Kevin Cameron, R ERA: 3.31										0	0	0	0	0	0	0											
Inning Stats	R: 0 E: 0 K: 0 S: 10	H: 0 LOB: 0 BB: 0 P: 16	R: 0 E: 0 K: 0 S: 6	H: 0 LOB: 0 BB: 0 P: 9	R: 0 E: 0 K: 0 S: 8	H: 0 LOB: 0 BB: 0 P: 11	R: 0 E: 0 K: 0 S: 11	H: 1 LOB: 2 BB: 1 P: 21	R: 0 E: 0 K: 1 S: 9	H: 0 LOB: 1 BB: 0 P: 14	R: 1 E: 0 K: 1 S: 12	H: 2 LOB: 1 BB: 0 P: 15	R: 0 E: 0 K: 0 S: 5	H: 0 LOB: 0 BB: 0 P: 8	R: 2 E: 0 K: 0 S: 11	H: 3 LOB: 1 BB: 1 P: 22	1B: 2 2B: 4 3B: 1 HR: 0	SF: 0 SAC: 0 DP: 1 HBP: 1	WP: 0 PB: 0 SB: 0 CS: 0	PA: 32							
PITCHER	IP	WLS	BF	H	R	ER	SO	BB	IBB	HBP	BLK	WP	HR	S	P	ERA	WHIP										
Justin Germano, R ERA: 1.5	6.0		23	3	1	1	2	1	0	1	0	0	0	56	86	1.50	0.667										
26 Doug Brocail, R ERA: 1.05	1.0	H	3	0	0	0	0	0	0	0	0	0	0	5	8	0.00	0.000										
21 Heath Bell, R ERA: 1.29	0.1	L	5	3	2	2	0	0	1	0	0	0	0	10	19	54.00	9.000										
41 Kevin Cameron, R ERA: 3.31	0.2		1	0	0	0	0	0	0	0	0	0	0	1	3	0.00	0.000										

San Diego Padres @ Atlanta Braves
Turner Field, Atlanta, GA
Tue May 08 2007, 7:35 PM EDT
Att: 21,752 - Clear - 80 F

AB 29
R 3
H 6
RBI 3
BB 2
SO 2
LOB 10



Batter	1	2	3	4	5	6	7	8	9	AB	R	H	RBI	BB	SO	LOB	TOP					
2 Kelly Johnson, L (1.4) OBP: 0.413, SLG: 0.496										5	1	1	0	0	1	1	Atlanta Braves @ Pittsburgh Pirates PNC Park, Pittsburgh, PA Sat May 12 2007, 7:05 PM EDT Att: 34,775 - Partly Cloudy - 69 F					
Willie Harris, L (1.7) OBP: 0.556, SLG: 0.567										5	1	4	1	0	0	0						
11 Edgar Renteria, R (1.6) OBP: 0.386, SLG: 0.486										5	1	1	0	0	1	4						
Andruw Jones, R (1.8) OBP: 0.373, SLG: 0.465										4	1	1	1	1	2	1						
16 Brian McCann, L (1.2) OBP: 0.361, SLG: 0.440										4	1	1	1	1	0	3						
7 Jeff Francoeur, R (1.9) OBP: 0.388, SLG: 0.511										5	2	3	1	0	0	2						
Scott Thorman, L (1.3) OBP: 0.299, SLG: 0.512										5	2	2	5	0	1	3						
4 Pete Orr, L (1.5) OBP: 0.222, SLG: 0.278										5	0	1	0	0	1	2						
36 Chuck James, L (1.1)										3	0	0	0	0	0	1						
23 Matt Diaz, R (8, PH) OBP: 0.520, SLG: 0.408										1	0	0	0	0	0	0						
54 Chad Paronto, R (8.1)										0	0	0	0	0	0	0						
58 Peter Moylan, R (8.1)										0	0	0	0	0	0	0						
Inning Stats	R: 0 E: 0 K: 1 S: 7	H: 1 LOB: 0 BB: 0 P: 10	R: 3 E: 0 K: 1 S: 12	H: 3 LOB: 1 BB: 1 P: 22	R: 2 E: 1 K: 0 S: 11	H: 3 LOB: 2 BB: 0 P: 15	R: 1 E: 1 K: 1 S: 11	H: 2 LOB: 2 BB: 1 P: 18	R: 0 E: 0 K: 1 S: 8	H: 0 LOB: 0 BB: 0 P: 8	R: 0 E: 0 K: 0 S: 8	H: 0 LOB: 0 BB: 0 P: 11	R: 1 E: 0 K: 0 S: 8	H: 2 LOB: 1 BB: 0 P: 9	R: 0 E: 1 K: 1 S: 11	H: 1 LOB: 2 BB: 0 P: 14	R: 2 E: 0 K: 1 S: 14	H: 2 LOB: 0 BB: 0 P: 19	1B: 8 2B: 4 3B: 0 HR: 2	SF: 0 SAC: 0 DP: 0 HBP: 0	WP: 0 PB: 0 SB: 0 CS: 1	PA: 45
PITCHER	IP WLS BF H R ER SO BB IBB HBP BLK WP HR S P ERA WHIP																					
Tony Armas, R (1.1) ERA: 8.76	2.0 L 14 7 5 4 2 1 0 0 0 0 0 1 26 41 18.00 4.000																					
39 Marty McLeary, R (3.1) ERA: 5.69	4.0 15 2 1 0 2 1 0 0 0 0 0 0 31 43 0.00 0.750																					
Shawn Chacon, R (7.1) ERA: 3.38	1.0 5 2 1 1 0 0 0 0 0 0 0 0 8 9 9.00 2.000																					
Damaso Marte, L (8.1) ERA: 0.73	1.0 5 1 0 0 1 0 0 0 0 0 0 0 11 14 0.00 1.000																					
54 Jonah Bayliss, R (9.1) ERA: 6.5	1.0 5 2 2 2 1 0 0 0 0 0 0 1 14 19 18.00 2.000																					

Batter	1	2	3	4	5	6	7	8	9	AB	R	H	RBI	BB	SO	LOB	BOTTOM			
6 Chris Duffy, L (1.8) OBP: 0.290, SLG: 0.320										3	0	0	1	0	1	1	Atlanta Braves @ Pittsburgh Pirates PNC Park, Pittsburgh, PA Sat May 12 2007, 7:05 PM EDT Att: 34,775 - Partly Cloudy - 69 F			
12 Freddy Sanchez, R (1.4) OBP: 0.288, SLG: 0.302										4	0	1	0	0	0	0				
Jason Bay, R (1.7) OBP: 0.474, SLG: 0.474										3	0	1	0	0	0	0				
Damaso Marte, L (8.1)										0	0	0	0	0	0	0				
25 Adam LaRoche, L (8, PH) OBP: 0.277, SLG: 0.276										1	0	0	0	0	0	2				
54 Jonah Bayliss, R (9.1)										0	0	0	0	0	0	0				
Xavier Nady, R (1.9) OBP: 0.297, SLG: 0.419										4	0	0	0	0	1	1				
41 Ryan Doumit, S (1.2) OBP: 0.491, SLG: 0.700										3	0	0	0	1	1	0				
35 Brad Eldred, R (1.3) OBP: 0.143, SLG: 0.293										4	0	0	0	0	2	2				
José Bautista, R (1.5) OBP: 0.317, SLG: 0.391										2	1	1	0	1	0	0				
2 Jack Wilson, R (1.6) OBP: 0.298, SLG: 0.371										2	1	1	1	1	0	0				
Tony Armas, R (1.1) OBP: 0.286, SLG: 0.286										0	0	0	0	0	0	0				
39 Marty McLeary, R (3.1)										1	0	0	0	0	0	0				
Jose Castillo, R (6, PH) OBP: 0.206, SLG: 0.212										1	0	0	0	0	0	2				
Shawn Chacon, R (7.1)										0	0	0	0	0	0	0				
13 Nate McLouth, L (8.7) OBP: 0.333, SLG: 0.344										1	0	1	0	0	0	0				
Inning Stats	R: 0 E: 0 K: 0 S: 8	H: 0 LOB: 0 BB: 0 P: 13	R: 0 E: 0 K: 1 S: 7	H: 0 LOB: 0 BB: 0 P: 10	R: 0 E: 0 K: 0 S: 12	H: 0 LOB: 0 BB: 0 P: 17	R: 0 E: 0 K: 0 S: 9	H: 0 LOB: 0 BB: 0 P: 13	R: 0 E: 0 K: 1 S: 8	H: 0 LOB: 1 BB: 2 P: 17	R: 0 E: 0 K: 1 S: 13	H: 1 LOB: 2 BB: 1 P: 22	R: 2 E: 0 K: 0 S: 10	H: 4 LOB: 1 BB: 0 P: 16	R: 0 E: 0 K: 2 S: 9	H: 0 LOB: 0 BB: 0 P: 10	1B: 4 2B: 1 3B: 0 HR: 0	SF: 1 SAC: 0 DP: 2 HBP: 0	WP: 0 PB: 0 SB: 0 CS: 0	PA: 33
PITCHER	IP WLS BF H R ER SO BB IBB HBP BLK WP HR S P ERA WHIP																			
36 Chuck James, L (1.1) ERA: 4.04	7.0 W 24 1 0 0 3 3 0 0 0 0 0 0 63 99 0.00 0.571																			
54 Chad Paronto, R (8.1) ERA: 5.2	0.1 5 4 2 2 0 0 0 0 0 0 0 0 9 13 54.00 12.000																			
58 Peter Moylan, R (8.1) ERA: 2.25	1.2 4 0 0 0 2 0 0 0 0 0 0 0 10 13 0.00 0.000																			

AB 42
R 9
H 14
RBI 9
BB 2
SO 6
LOB 17



AB 29
R 2
H 5
RBI 2
BB 3
SO 5
LOB 8



Batter	1	2	3	4	5	6	7	8	9	AB	R	H	RBI	BB	SO	LOB	TOP			
2 Kelly Johnson, L (1,4) OBP: 0.405, SLG: 0.478										3	0	0	0	1	2	1	Atlanta Braves @ Washington Nationals Robert F. Kennedy Memorial Stadium, Washington, DC Mon May 14 2007, 7:05 PM EDT Att: 18,829 - Cloudy - 72 F			
Willie Harris, L (1,7) OBP: 0.500, SLG: 0.553										4	0	0	0	0	2	2				
11 Edgar Renteria, R (1,6) OBP: 0.373, SLG: 0.466										4	0	1	0	0	1	1				
Andruw Jones, R (1,8) OBP: 0.355, SLG: 0.437										4	0	0	0	0	2	3				
16 Brian McCann, L (1,2) OBP: 0.360, SLG: 0.464										3	1	1	1	0	0	0				
7 Jeff Francoeur, R (1,9) OBP: 0.358, SLG: 0.493										3	0	0	0	0	2	0				
Scott Thorman, L (1,3) OBP: 0.287, SLG: 0.483										3	0	0	0	0	1	0				
Chris Woodward, R (1,5) OBP: 0.260, SLG: 0.298										3	0	0	0	0	1	0				
29 John Smoltz, R (1,1) Tyler Yates, R (7,1)										2	0	0	0	0	0	0				
23 Matt Diaz, R (9, PH) 4 Pete Orr, L (9, PR)										0	0	0	0	0	0	0				
Inning Stats	R: 0 E: 0 K: 3 S: 10	H: 0 LOB: 0 BB: 0 P: 13	R: 0 E: 0 K: 2 S: 10	H: 0 LOB: 0 BB: 0 P: 14	R: 0 E: 0 K: 0 S: 6	H: 0 LOB: 1 BB: 1 P: 10	R: 0 E: 0 K: 1 S: 15	H: 0 LOB: 0 BB: 0 P: 24	R: 0 E: 0 K: 2 S: 9	H: 0 LOB: 0 BB: 0 P: 12	R: 0 E: 0 K: 0 S: 5	H: 0 LOB: 0 BB: 0 P: 6	R: 1 E: 0 K: 0 S: 16	H: 1 LOB: 0 BB: 0 P: 20	R: 0 E: 0 K: 1 S: 11	H: 2 LOB: 2 BB: 0 P: 17	1B: 2 2B: 0 3B: 0 HR: 1	SF: 0 SAC: 0 DP: 0 HBP: 0	WP: 0 PB: 0 SB: 1 CS: 0	PA: 31
PITCHER	IP WLS BF H R ER SO BB IBB HBP BLK WP HR S P ERA WHIP																			
57 Jason Bergmann, R (1,1) ERA: 2.76	8.0 W 27 2 1 1 10 1 0 0 0 0 1 81 110 1.12 0.375																			
43 Jesus Colome, R (9,1) ERA: 2.55	1.0 S 4 1 0 0 1 0 0 0 0 0 0 8 14 0.00 1.000																			

AB	30
R	1
H	3
RBI	1
BB	1
SO	11
LOB	7



Batter	1	2	3	4	5	6	7	8	9	AB	R	H	RBI	BB	SO	LOB	BOTTOM			
Felipe Lopez, S (1,4) OBP: 0.291, SLG: 0.333										4	0	0	0	0	1	0	Atlanta Braves @ Washington Nationals Robert F. Kennedy Memorial Stadium, Washington, DC Mon May 14 2007, 7:05 PM EDT Att: 18,829 - Cloudy - 72 F			
15 Cristian Guzman, S (1,6) OBP: 0.384, SLG: 0.452										4	1	2	0	0	0	0				
11 Ryan Zimmerman, R (1,5) OBP: 0.296, SLG: 0.348										3	0	0	1	0	1	1				
Ryan Church, L (1,7) Nook Logan, S (8,8)										2	1	1	0	1	0	0				
25 Austin Kearns, R (1,9) OBP: 0.333, SLG: 0.444										3	0	1	1	0	1	1				
Brian Schneider, L (1,2) OBP: 0.333, SLG: 0.324										3	0	0	0	0	0	1				
13 Robert Fick, L (1,3) OBP: 0.314, SLG: 0.238										2	0	0	0	1	0	0				
Ryan Langerhans, L (1,8) OBP: 0.213, SLG: 0.138										3	0	0	0	0	1	2				
57 Jason Bergmann, R (1,1) 43 Jesus Colome, R (9,1)										3	0	0	0	0	3	0				
Inning Stats	R: 1 E: 0 K: 1 S: 7	H: 1 LOB: 0 BB: 0 P: 11	R: 0 E: 0 K: 0 S: 5	H: 0 LOB: 0 BB: 0 P: 7	R: 0 E: 0 K: 1 S: 9	H: 0 LOB: 0 BB: 0 P: 15	R: 0 E: 0 K: 2 S: 9	H: 0 LOB: 1 BB: 1 P: 13	R: 0 E: 0 K: 0 S: 7	H: 0 LOB: 0 BB: 0 P: 8	R: 0 E: 0 K: 1 S: 9	H: 1 LOB: 0 BB: 0 P: 13	R: 1 E: 0 K: 1 S: 6	H: 2 LOB: 1 BB: 1 P: 12	R: 0 E: 0 K: 1 S: 8	H: 0 LOB: 0 BB: 0 P: 13		1B: 2 2B: 1 3B: 1 HR: 0	SF: 0 SAC: 0 DP: 0 HBP: 0	WP: 0 PB: 0 SB: 0 CS: 2
PITCHER	IP WLS BF H R ER SO BB IBB HBP BLK WP HR S P ERA WHIP																			
29 John Smoltz, R (1,1) ERA: 3.19	6.1 L 25 4 2 2 5 1 0 0 0 0 0 49 74 2.84 0.789																			
Tyler Yates, R (7,1) ERA: 4.0	1.2 4 0 0 0 2 0 0 0 0 0 0 11 18 0.00 0.000																			



Batter	1	2	3	4	5	6	7	8	9	AB	R	H	RBI	BB	SO	LOB	TOP					
2 Kelly Johnson, L (1,4) OBP: 0.405, SLG: 0.476	G1-5-3		1B	1B		L8			G4-3	5	1	2	0	0	0	0	Atlanta Braves @ Washington Nationals Robert F. Kennedy Memorial Stadium, Washington, DC Tue May 15 2007, 7:05 PM EDT Att: 21,258 - Clear - 82 F livebaseballscorecards.com					
Willie Harris, L (1,7) OBP: 0.490, SLG: 0.535	1B		1B	K					G6-3	5	2	2	0	0	1	2						
11 Edgar Renteria, R (1,6) OBP: 0.380, SLG: 0.510	HR		1B	P3					G6-3	5	3	3	3	0	0	2						
Andruw Jones, R (1,8) OBP: 0.353, SLG: 0.432	F7		1B	K					L7	4	0	1	1	0	1	2						
16 Brian McCann, L (1,2) OBP: 0.357, SLG: 0.456	BB		SF8						L8	2	0	0	1	1	0	0						
7 Jeff Francoeur, R (1,9) OBP: 0.348, SLG: 0.480	G3		K						F9	4	0	0	0	0	2	3						
Scott Thorman, L (1,3) OBP: 0.306, SLG: 0.489			1B	1B					FC3-6	3	0	2	1	1	0	0						
4 Pete Orr, L (1,5) OBP: 0.192, SLG: 0.200	G4-6-3		G5-3						FC3-6	4	0	0	0	0	0	4						
15 Tim Hudson, R (1,1) OBP: 0.250, SLG: 0.227	F7								K	3	0	1	0	0	0	0						
23 Matt Diaz, R (8, PH) OBP: 0.333, SLG: 0.419										1	0	0	0	0	0	1						
51 Michael Gonzalez, R (8, 1)										0	0	0	0	0	0	0						
39 Rafael Soriano, R (8, 1)										0	0	0	0	0	0	0						
Inning Stats	R: 2 E: 0 K: 0 S: 16	H: 2 LOB: 1 BB: 1 P: 29	R: 0 E: 0 K: 0 S: 4	H: 1 LOB: 0 BB: 0 P: 6	R: 3 E: 0 K: 1 S: 24	H: 5 LOB: 2 BB: 0 P: 35	R: 0 E: 0 K: 2 S: 16	H: 2 LOB: 0 BB: 0 P: 25	R: 0 E: 0 K: 1 S: 7	H: 0 LOB: 0 BB: 0 P: 10	R: 0 E: 0 K: 0 S: 6	H: 0 LOB: 0 BB: 0 P: 9	R: 1 E: 0 K: 0 S: 7	H: 1 LOB: 0 BB: 0 P: 12	R: 0 E: 0 K: 1 S: 13	H: 0 LOB: 1 BB: 0 P: 24	R: 0 E: 0 K: 0 S: 5	H: 0 LOB: 0 BB: 0 P: 7	1B: 9 2B: 0 3B: 0 HR: 2	SF: 1 SAC: 0 DP: 1 HBP: 0	WP: 0 PB: 0 CS: 0	PA: 39
PITCHER	IP WLS BF H R ER SO BB IBB HBP BLK WP HR S P ERA WHIP																					
26 Jerome Williams, R (1,1) ERA: 7.2	2.0 L 13 7 5 5 0 1 0 0 0 0 0 1 30 48 22.50 4.000																					
59 Micah Bowie, L (3,1) ERA: 3.71	2.0 9 3 0 0 3 0 0 0 0 0 0 0 30 47 0.00 1.500																					
Winston Abreu, R (5,1) ERA: 2.45	1.0 3 0 0 0 1 0 0 0 0 0 0 0 7 10 0.00 0.000																					
34 Ray King, L (6,1) ERA: 8.64	2.0 7 1 1 1 0 0 0 0 0 0 0 1 13 21 4.50 0.500																					
32 Chad Cordero, R (8,1) ERA: 4.41	1.0 4 0 0 0 1 1 0 0 0 0 0 0 13 24 0.00 1.000																					

Batter	1	2	3	4	5	6	7	8	9	AB	R	H	RBI	BB	SO	LOB	BOTTOM					
Felipe Lopez, S (1,4) OBP: 0.284, SLG: 0.325	G3			L7					K	4	0	0	0	0	1	0	Atlanta Braves @ Washington Nationals Robert F. Kennedy Memorial Stadium, Washington, DC Tue May 15 2007, 7:05 PM EDT Att: 21,258 - Clear - 82 F livebaseballscorecards.com					
15 Cristian Guzman, S (1,6) OBP: 0.351, SLG: 0.429	G6-3			G4-3					G4-3	4	0	1	0	0	0	0						
11 Ryan Zimmerman, R (1,5) OBP: 0.289, SLG: 0.340	G6-3			G6-3					G6-3	4	0	0	0	0	0	1						
Ryan Church, L (1,7) OBP: 0.378, SLG: 0.432				G4-3					L8	4	0	0	0	0	0	0						
25 Austin Kearns, R (1,9) OBP: 0.327, SLG: 0.435				K					K	3	0	0	0	0	3	0						
Brian Schneider, L (1,2) OBP: 0.333, SLG: 0.319				G6-3					K	2	1	0	0	1	1	0						
13 Robert Fick, L (1,3) ERA: 0.221, SLG: 0.250				G1-3					13 1B	2	0	1	0	0	0	0						
Nook Logan, S (8, PH) OBP: 0.333, SLG: 0.500									1B	1	1	1	0	0	0	0						
Ryan Langerhans, L (1,8) OBP: 0.221, SLG: 0.149				G4-3					P6	2	0	1	1	0	0	0						
10 Ronnie Belliard, R (8, PH) OBP: 0.316, SLG: 0.535									1B	1	0	0	0	0	0	1						
26 Jerome Williams, R (1,1) ERA: 7.2				G5-3					SF7	0	0	0	0	0	0	0						
59 Micah Bowie, L (3,1) ERA: 3.71									3B	1	0	0	0	0	0	0						
Winston Abreu, R (5,1) ERA: 2.45									P6	2	0	1	1	0	0	0						
21 Dmitri Young, S (5, PH) ERA: 0.385										1	0	0	0	0	0	2						
34 Ray King, L (6,1) ERA: 8.64										0	0	0	0	0	0	0						
32 Chad Cordero, R (8,1) ERA: 4.41										0	0	0	0	0	0	0						
Tony Batista, R (8, PH) ERA: 2.75										0	0	1	0	0	0	0						
52 Saul Rivera, S (8,1) ERA: 4.41										0	0	0	0	0	0	0						
Inning Stats	R: 0 E: 0 K: 0 S: 4	H: 0 LOB: 0 BB: 0 P: 6	R: 0 E: 0 K: 1 S: 8	H: 0 LOB: 0 BB: 0 P: 10	R: 0 E: 0 K: 0 S: 8	H: 0 LOB: 0 BB: 0 P: 11	R: 0 E: 0 K: 0 S: 7	H: 0 LOB: 0 BB: 0 P: 13	R: 1 E: 0 K: 0 S: 15	H: 2 LOB: 1 BB: 1 P: 25	R: 0 E: 0 K: 0 S: 6	H: 1 LOB: 0 BB: 0 P: 7	R: 0 E: 0 K: 2 S: 8	H: 0 LOB: 0 BB: 0 P: 12	R: 0 E: 0 K: 1 S: 10	H: 1 LOB: 0 BB: 0 P: 14	R: 0 E: 0 K: 0 S: 7	H: 0 LOB: 0 BB: 0 P: 11	1B: 3 2B: 0 3B: 1 HR: 0	SF: 1 SAC: 0 DP: 1 HBP: 0	WP: 0 PB: 0 CS: 0	PA: 31
PITCHER	IP WLS BF H R ER SO BB IBB HBP BLK WP HR S P ERA WHIP																					
15 Tim Hudson, R (1,1) ERA: 1.77	7.0 W 24 3 1 1 1 0 1 0 0 0 0 0 0 56 84 1.29 0.571																					
51 Michael Gonzalez, L (8,1) ERA: 1.59	0.2 3 1 1 1 0 0 0 0 0 0 0 0 7 11 13.50 1.500																					
39 Rafael Soriano, R (8,1) ERA: 2.75	1.1 4 0 0 0 1 0 0 0 0 0 0 0 10 14 0.00 0.000																					



Batter	1	2	3	4	5	6	7	8	9	AB	R	H	RBI	BB	SO	LOB	TOP										
2 Kelly Johnson, L OBP: 0.399, SLG: 0.466										5	0	1	0	0	2	1	Atlanta Braves @ Washington Nationals Robert F. Kennedy Memorial Stadium, Washington, DC Wed May 16 2007, 7:05 PM EDT Att: 20,329 - Overcast - 73 F										
11 Edgar Renteria, R OBP: 0.382, SLG: 0.516										4	1	2	0	0	0	3											
10 Chipper Jones, S OBP: 0.406, SLG: 0.632										4	1	1	0	0	0	2											
Andruw Jones, R OBP: 0.356, SLG: 0.434										4	0	2	2	0	2	2											
16 Brian McCann, L OBP: 0.346, SLG: 0.441										4	0	0	0	0	1	2											
7 Jeff Francoeur, R OBP: 0.347, SLG: 0.481										4	1	1	0	0	1	1											
Scott Thorman, L OBP: 0.314, SLG: 0.490										4	1	2	1	0	0	0											
Willie Harris, L OBP: 0.472, SLG: 0.511										4	0	1	1	0	1	1											
26 Kyle Davies, R 54 Chad Paronto, R Chris Woodward, R Oscar Villarreal, L Bob Wickman, R 23 Matt Diaz, R										2	0	0	0	0	2	2											
Inning Stats	R: 2 E: 0 K: 0 S: 10	H: 3 LOB: 0 BB: 0 P: 14	R: 0 E: 0 K: 1 S: 10	H: 1 LOB: 1 BB: 0 P: 13	R: 0 E: 0 K: 2 S: 12	H: 1 LOB: 1 BB: 0 P: 15	R: 2 E: 1 K: 1 S: 13	H: 3 LOB: 2 BB: 0 P: 16	R: 0 E: 0 K: 1 S: 7	H: 0 LOB: 0 BB: 0 P: 11	R: 0 E: 0 K: 2 S: 10	H: 0 LOB: 0 BB: 0 P: 14	R: 0 E: 0 K: 1 S: 11	H: 1 LOB: 1 BB: 0 P: 19	R: 0 E: 0 K: 1 S: 6	H: 0 LOB: 0 BB: 0 P: 11		R: 0 E: 0 K: 2 S: 9	H: 0 LOB: 0 BB: 0 P: 13	1B: 7 2B: 3 3B: 0 HR: 0	SF: 0 SAC: 0 DP: 1 HBP: 0	WP: 1 PB: 0 CS: 0	PA: 37				
PITCHER	IP	WLS	BF	H	R	ER	SO	BB	IBB	HBP	BLK	WP	HR	S	P	ERA	WHIP										
Levale Speigner, R ERA: 4.91	4.0	1.0	20	8	4	4	4	0	0	0	0	1	0	45	58	9.00	2.000										
40 Billy Traber, L ERA: 8.0	1.0	0.0	4	1	0	0	1	0	0	0	0	0	0	7	11	0.00	1.000										
34 Ray King, L ERA: 8.0	0.2	0.0	2	0	0	0	1	0	0	0	0	0	0	7	10	0.00	0.000										
Winston Abreu, R ERA: 2.25	0.1	0.0	1	0	0	0	1	0	0	0	0	0	0	3	4	0.00	0.000										
52 Saul Rivera, R ERA: 1.83	1.0	0.0	4	1	0	0	1	0	0	0	0	0	0	11	19	0.00	1.000										
PITCHER	IP	WLS	BF	H	R	ER	SO	BB	IBB	HBP	BLK	WP	HR	S	P	ERA	WHIP										
32 Chad Cordero, R ERA: 4.15	1.0	0.0	3	0	0	0	1	0	0	0	0	0	0	6	11	0.00	0.000										
Jon Rauch, R ERA: 3.8	1.0	0.0	3	0	0	0	2	0	0	0	0	0	0	9	13	0.00	0.000										

AB	37
R	4
H	10
RBI	4
BB	0
SO	11
LOB	14



Batter	1	2	3	4	5	6	7	8	9	AB	R	H	RBI	BB	SO	LOB	BOTTOM										
15 Cristian Guzman, S OBP: 0.317, SLG: 0.385										4	0	0	0	0	1	2	Atlanta Braves @ Washington Nationals Robert F. Kennedy Memorial Stadium, Washington, DC Wed May 16 2007, 7:05 PM EDT Att: 20,329 - Overcast - 73 F										
10 Ronnie Belliard, R OBP: 0.314, SLG: 0.333										4	2	1	1	0	0	2											
11 Ryan Zimmerman, R OBP: 0.299, SLG: 0.370										3	2	2	2	1	0	0											
Ryan Church, L OBP: 0.375, SLG: 0.434 Jon Rauch, R										4	0	1	3	0	0	1											
25 Austin Kearns, R OBP: 0.325, SLG: 0.427										3	0	0	0	1	0	1											
Brian Schneider, L OBP: 0.324, SLG: 0.308										4	0	0	0	0	0	2											
13 Robert Fick, L OBP: 0.304, SLG: 0.234										3	0	0	0	0	1	0											
Ryan Langerhans, L OBP: 0.225, SLG: 0.157										3	1	1	0	0	2	0											
Levale Speigner, R 40 Billy Traber, L 3 Jesus Flores, R 34 Ray King, L Winston Abreu, R 21 Ornelo Nunez, S 22 Chris Frazier, S 32 Chad Cordero, R Nash Lyle, R										1	0	0	0	0	0	0											
Inning Stats	R: 1 E: 0 K: 0 S: 7	H: 2 LOB: 1 BB: 0 P: 10	R: 0 E: 0 K: 2 S: 9	H: 0 LOB: 0 BB: 0 P: 11	R: 0 E: 0 K: 1 S: 9	H: 0 LOB: 0 BB: 0 P: 12	R: 1 E: 0 K: 0 S: 8	H: 1 LOB: 0 BB: 0 P: 9	R: 4 E: 1 K: 0 S: 19	H: 2 LOB: 2 BB: 3 P: 42	R: 0 E: 0 K: 1 S: 7	H: 0 LOB: 0 BB: 0 P: 11	R: 0 E: 0 K: 0 S: 6	H: 0 LOB: 0 BB: 0 P: 9	R: 0 E: 0 K: 0 S: 9	H: 0 LOB: 0 BB: 0 P: 12		R: 0 E: 0 K: 0 S: 9	H: 0 LOB: 0 BB: 0 P: 12	1B: 2 2B: 2 3B: 0 HR: 1	SF: 0 SAC: 0 DP: 0 HBP: 0	WP: 0 PB: 0 CS: 0	PA: 33				
PITCHER	IP	WLS	BF	H	R	ER	SO	BB	IBB	HBP	BLK	WP	HR	S	P	ERA	WHIP										
26 Kyle Davies, R ERA: 5.17	4.2	0.0	22	5	6	2	3	2	0	0	0	0	0	5	12	3.86	1.500										
54 Chad Paronto, R ERA: 5.06	0.1	0.0	2	0	0	0	0	1	0	0	0	0	0	5	12	0.00	3.000										
Oscar Villarreal, R ERA: 4.74	2.0	0.0	6	0	0	0	1	0	0	0	0	0	0	13	20	0.00	0.000										
Bob Wickman, R ERA: 3.65	1.0	0.0	3	0	0	0	0	0	0	0	0	0	0	9	12	0.00	0.000										

AB	30
R	6
H	5
RBI	6
BB	3
SO	4
LOB	8



Batter	1	2	3	4	5	6	7	8	9	AB	R	H	RBI	BB	SO	LOB	TOP			
23 Matt Diaz, R OBP: 0.337, SLG: 0.418										4	0	2	1	0	0	0	Atlanta Braves @ Washington Nationals Robert F. Kennedy Memorial Stadium, Washington, DC Thu May 17 2007, 1:05 PM EDT Att: 24,631 - Cloudy - 67 F			
11 Edgar Renteria, R OBP: 0.385, SLG: 0.513										3	1	1	0	1	0	1				
10 Chipper Jones, S OBP: 0.402, SLG: 0.643										4	1	1	2	0	1	2				
Andruw Jones, R OBP: 0.348, SLG: 0.422										4	0	0	0	0	1	1				
7 Jeff Francoeur, R OBP: 0.345, SLG: 0.472										3	0	0	0	1	0	0				
Chris Woodward, R OBP: 0.241, SLG: 0.275										3	0	0	0	0	0	1				
58 Peter Moylan, R										0	0	0	0	0	0	0				
16 Brian McCann, L OBP: 0.343, SLG: 0.437										1	0	0	0	0	0	0				
Jarrod Saltalamacchia, S OBP: 0.333, SLG: 0.200										3	0	0	0	0	1	0				
Scott Thorman, L OBP: 0.314, SLG: 0.485										3	1	1	0	0	0	0				
36 Chuck James, L										1	0	0	0	0	0	0				
54 Chad Paronto, R										0	0	0	0	0	0	0				
Tyler Yates, R										0	0	0	0	0	0	0				
2 Kelly Johnson, L OBP: 0.397, SLG: 0.463										1	0	0	0	0	0	0				
Inning Stats	R: 0 E: 0 K: 0 S: 8	H: 2 LOB: 1 BB: 0 P: 13	R: 0 E: 0 K: 1 S: 11	H: 0 LOB: 0 BB: 0 P: 15	R: 0 E: 0 K: 0 S: 7	H: 0 LOB: 0 BB: 0 P: 8	R: 2 E: 0 K: 0 S: 14	H: 1 LOB: 0 BB: 1 P: 22	R: 1 E: 0 K: 0 S: 8	H: 2 LOB: 1 BB: 0 P: 10	R: 0 E: 0 K: 0 S: 11	H: 0 LOB: 0 BB: 0 P: 21	R: 0 E: 0 K: 1 S: 6	H: 0 LOB: 0 BB: 0 P: 11	R: 0 E: 0 K: 1 S: 6	H: 0 LOB: 0 BB: 0 P: 9	1B: 4 2B: 0 3B: 0 HR: 1	SF: 0 SAC: 1 DP: 1 HBP: 0	WP: 0 PB: 0 SB: 0 CS: 0	PA: 33
PITCHER	IP WLS BF H R ER SO BB IBB HBP BLK WP HR S P ERA WHIP																			
47 Matt Chico, L ERA: 5.44	6.0 W 24 5 3 3 1 2 0 0 0 0 0 1 59 89 4.50 1.167																			
40 Billy Traber, L ERA:	1.0 H 3 0 0 0 0 0 0 0 0 0 0 0 5 6 0.00 0.000																			
43 Jesus Colome, R ERA: 2.45	1.0 H 3 0 0 0 1 0 0 0 0 0 0 0 6 11 0.00 0.000																			
Jon Rauch, R ERA: 3.63	1.0 S 3 0 0 0 1 0 0 0 0 0 0 0 6 9 0.00 0.000																			

Batter	1	2	3	4	5	6	7	8	9	AB	R	H	RBI	BB	SO	LOB	BOTTOM			
Felipe Lopez, S OBP: 0.298, SLG: 0.353										4	1	3	1	1	1	0	Atlanta Braves @ Washington Nationals Robert F. Kennedy Memorial Stadium, Washington, DC Thu May 17 2007, 1:05 PM EDT Att: 24,631 - Cloudy - 67 F			
10 Ronnie Belliard, R OBP: 0.312, SLG: 0.326										3	0	0	0	1	1	4				
40 Billy Traber, L										0	0	0	0	0	0	0				
13 Robert Fick, L OBP: 0.298, SLG: 0.229										1	0	0	0	0	0	2				
11 Ryan Zimmerman, R OBP: 0.298, SLG: 0.367										4	1	1	0	0	0	4				
Ryan Church, L OBP: 0.378, SLG: 0.439										3	0	1	0	1	0	0				
Ryan Langerhans, L OBP: 0.225, SLG: 0.157										0	0	0	0	0	0	0				
25 Austin Kearns, R OBP: 0.329, SLG: 0.425										3	0	1	1	1	1	2				
Tony Batista, R OBP: 0.111, SLG: 0.125										4	0	1	1	0	1	4				
43 Jesus Colome, R										0	0	0	0	0	0	0				
Jon Rauch, R										0	0	0	0	0	0	0				
3 Jesus Flores, R OBP: 0.421, SLG: 0.438										4	1	1	0	0	1	2				
Nook Logan, S OBP: 0.267, SLG: 0.400										3	0	0	0	0	0	2				
47 Matt Chico, L ERA: 4.15	5.1 26 8 3 3 5																			
21 Dmitri Young, S OBP: 0.328, SLG: 0.387	1.1 1 1 1 1 0 0 0 0 0 0 0 0 7 10																			
15 Cristian Guzman, S OBP: 0.333, SLG: 0.400	1.1 5 1 0 0 0 1 0 0 0 0 0 0 7 14																			
58 Peter Moylan, R ERA: 2.08	1.0 5 1 0 0 0 1 0 0 0 0 0 0 11 19																			
Inning Stats	R: 0 E: 0 K: 2 S: 13	H: 0 LOB: 0 BB: 0 P: 19	R: 0 E: 0 K: 1 S: 6	H: 0 LOB: 0 BB: 0 P: 8	R: 0 E: 0 K: 0 S: 11	H: 2 LOB: 2 BB: 0 P: 15	R: 1 E: 0 K: 2 S: 17	H: 3 LOB: 2 BB: 0 P: 22	R: 1 E: 0 K: 0 S: 12	H: 2 LOB: 3 BB: 2 P: 28	R: 2 E: 0 K: 0 S: 13	H: 3 LOB: 2 BB: 0 P: 18	R: 0 E: 0 K: 0 S: 5	H: 0 LOB: 1 BB: 1 P: 10	R: 0 E: 0 K: 0 S: 11	H: 1 LOB: 2 BB: 1 P: 19	1B: 7 2B: 3 3B: 1 HR: 0	SF: 0 SAC: 1 DP: 1 HBP: 0	WP: 0 PB: 0 SB: 1 CS: 0	PA: 38
PITCHER	IP WLS BF H R ER SO BB IBB HBP BLK WP HR S P ERA WHIP																			
36 Chuck James, L ERA: 4.15	0.0 L 2 2 1 1 0 0 0 0 0 0 0 0 7 10																			
54 Chad Paronto, R ERA: 5.91	1.2 5 0 0 0 0 1 0 0 0 0 0 0 7 14																			
58 Peter Moylan, R ERA: 2.08	1.0 5 1 0 0 0 1 0 0 0 0 0 0 11 19																			



Batter	1	2	3	4	5	6	7	8	9	AB	R	H	RBI	BB	SO	LOB	TOP				
2 Kelly Johnson, L OBP: 0.388, SLG: 0.451										4	0	0	0	0	2	0	Atlanta Braves @ Boston Red Sox Fenway Park, Boston, MA Sat May 19 2007, 1:05 PM EDT Att: 36,358 - Rain - 49 F				
11 Edgar Renteria, R OBP: 0.393, SLG: 0.518 Chris Woodward, R OBP: 0.241, SLG: 0.275										4	0	3	0	0	1	0					
10 Chipper Jones, S OBP: 0.399, SLG: 0.639										4	1	1	0	0	1	3					
Andruw Jones, R OBP: 0.341, SLG: 0.411										4	0	0	0	0	1	3					
16 Brian McCann, L OBP: 0.338, SLG: 0.430 Jarrod Saltalamacchia, S OBP: 0.400, SLG: 0.294										2	0	0	0	0	0	1					
7 Jeff Francoeur, R OBP: 0.354, SLG: 0.497										4	1	3	2	0	0	1					
Scott Thorman, L OBP: 0.303, SLG: 0.466										4	0	0	0	0	0	3					
23 Matt Diaz, R OBP: 0.337, SLG: 0.415										3	0	1	0	0	0	1					
Willie Harris, L OBP: 0.446, SLG: 0.480										3	0	0	0	0	1	0					
Inning Stats	R: 0 H: 1 E: 0 K: 1 S: 9	H: 1 LOB: 1 BB: 0 P: 12	R: 0 H: 1 E: 0 K: 0 S: 4	H: 1 LOB: 0 BB: 0 P: 6	R: 0 H: 1 E: 0 K: 1 S: 6	H: 1 LOB: 0 BB: 0 P: 9	R: 0 H: 1 E: 0 K: 2 S: 11	H: 1 LOB: 0 BB: 0 P: 17	R: 0 H: 0 E: 0 K: 1 S: 8	H: 0 LOB: 0 BB: 0 P: 10	R: 3 H: 3 E: 0 K: 0 S: 12	H: 3 LOB: 0 BB: 0 P: 18	R: 0 H: 1 E: 0 K: 1 S: 12	H: 1 LOB: 1 BB: 0 P: 19	R: 0 H: 1 E: 0 K: 0 S: 8	H: 1 LOB: 1 BB: 0 P: 11	1B: 8 2B: 1 3B: 0 HR: 1	SF: 0 SAC: 0 DP: 2 HBP: 0	WP: 0 PB: 0 SB: 0 CS: 0	PA: 34	
PITCHER	IP WLS BF H R ER SO BB IBB HBP BLK WP HR S P ERA WHIP	IP WLS BF H R ER SO BB IBB HBP BLK WP HR S P ERA WHIP	IP WLS BF H R ER SO BB IBB HBP BLK WP HR S P ERA WHIP	IP WLS BF H R ER SO BB IBB HBP BLK WP HR S P ERA WHIP	IP WLS BF H R ER SO BB IBB HBP BLK WP HR S P ERA WHIP	IP WLS BF H R ER SO BB IBB HBP BLK WP HR S P ERA WHIP	IP WLS BF H R ER SO BB IBB HBP BLK WP HR S P ERA WHIP	IP WLS BF H R ER SO BB IBB HBP BLK WP HR S P ERA WHIP	IP WLS BF H R ER SO BB IBB HBP BLK WP HR S P ERA WHIP	IP WLS BF H R ER SO BB IBB HBP BLK WP HR S P ERA WHIP	IP WLS BF H R ER SO BB IBB HBP BLK WP HR S P ERA WHIP	IP WLS BF H R ER SO BB IBB HBP BLK WP HR S P ERA WHIP	IP WLS BF H R ER SO BB IBB HBP BLK WP HR S P ERA WHIP	IP WLS BF H R ER SO BB IBB HBP BLK WP HR S P ERA WHIP	IP WLS BF H R ER SO BB IBB HBP BLK WP HR S P ERA WHIP	IP WLS BF H R ER SO BB IBB HBP BLK WP HR S P ERA WHIP	IP WLS BF H R ER SO BB IBB HBP BLK WP HR S P ERA WHIP	IP WLS BF H R ER SO BB IBB HBP BLK WP HR S P ERA WHIP	IP WLS BF H R ER SO BB IBB HBP BLK WP HR S P ERA WHIP	IP WLS BF H R ER SO BB IBB HBP BLK WP HR S P ERA WHIP	IP WLS BF H R ER SO BB IBB HBP BLK WP HR S P ERA WHIP



Batter	1	2	3	4	5	6	7	8	9	AB	R	H	RBI	BB	SO	LOB	BOTTOM				
23 Julio Lugo, R OBP: 0.316, SLG: 0.388 13 Alex Cora, L OBP: 0.422, SLG: 0.610										5	1	2	3	0	0	3	Atlanta Braves @ Boston Red Sox Fenway Park, Boston, MA Sat May 19 2007, 1:05 PM EDT Att: 36,358 - Rain - 49 F				
20 Kevin Youkilis, R OBP: 0.416, SLG: 0.484										6	1	1	2	0	0	4					
34 David Ortiz, L OBP: 0.613 12 Eric Hinske, L OBP: 0.320, SLG: 0.390										3	2	3	0	1	0	0					
Manny Ramirez, R OBP: 0.345, SLG: 0.405 Wily Mo Peña, R OBP: 0.365, SLG: 0.511									4	1	2	0	0	0	2						
7 J.D. Drew, L OBP: 0.363, SLG: 0.358									3	2	1	0	2	1	0						
25 Mike Lowell, R OBP: 0.392, SLG: 0.565									5	2	4	5	0	0	3						
Jason Varitek, S OBP: 0.373, SLG: 0.395									4	0	0	0	1	1	6						
Coco Crisp, S OBP: 0.297, SLG: 0.323									4	1	2	2	1	0	2						
15 Dustin Pedroia, R OBP: 0.358, SLG: 0.352									4	2	1	0	1	0	1						
Inning Stats	R: 1 H: 2 E: 0 K: 0 S: 13	H: 2 LOB: 3 BB: 2 P: 27	R: 2 H: 3 E: 0 K: 0 S: 13	H: 3 LOB: 1 BB: 0 P: 21	R: 0 H: 1 E: 0 K: 1 S: 10	H: 1 LOB: 1 BB: 1 P: 19	R: 0 H: 0 E: 0 K: 0 S: 11	H: 0 LOB: 0 BB: 0 P: 18	R: 4 H: 4 E: 0 K: 1 S: 20	H: 4 LOB: 2 BB: 2 P: 35	R: 5 H: 5 E: 1 K: 0 S: 24	H: 5 LOB: 1 BB: 1 P: 42	R: 1 H: 2 E: 0 K: 0 S: 9	H: 2 LOB: 1 BB: 0 P: 17	R: 0 H: 1 E: 0 K: 0 S: 15	H: 1 LOB: 1 BB: 0 P: 23	1B: 9 2B: 5 3B: 0 HR: 4	SF: 0 SAC: 0 DP: 1 HBP: 0	WP: 0 PB: 0 SB: 0 CS: 0	PA: 47	
PITCHER	IP WLS BF H R ER SO BB IBB HBP BLK WP HR S P ERA WHIP	IP WLS BF H R ER SO BB IBB HBP BLK WP HR S P ERA WHIP	IP WLS BF H R ER SO BB IBB HBP BLK WP HR S P ERA WHIP	IP WLS BF H R ER SO BB IBB HBP BLK WP HR S P ERA WHIP	IP WLS BF H R ER SO BB IBB HBP BLK WP HR S P ERA WHIP	IP WLS BF H R ER SO BB IBB HBP BLK WP HR S P ERA WHIP	IP WLS BF H R ER SO BB IBB HBP BLK WP HR S P ERA WHIP	IP WLS BF H R ER SO BB IBB HBP BLK WP HR S P ERA WHIP	IP WLS BF H R ER SO BB IBB HBP BLK WP HR S P ERA WHIP	IP WLS BF H R ER SO BB IBB HBP BLK WP HR S P ERA WHIP	IP WLS BF H R ER SO BB IBB HBP BLK WP HR S P ERA WHIP	IP WLS BF H R ER SO BB IBB HBP BLK WP HR S P ERA WHIP	IP WLS BF H R ER SO BB IBB HBP BLK WP HR S P ERA WHIP	IP WLS BF H R ER SO BB IBB HBP BLK WP HR S P ERA WHIP	IP WLS BF H R ER SO BB IBB HBP BLK WP HR S P ERA WHIP	IP WLS BF H R ER SO BB IBB HBP BLK WP HR S P ERA WHIP	IP WLS BF H R ER SO BB IBB HBP BLK WP HR S P ERA WHIP	IP WLS BF H R ER SO BB IBB HBP BLK WP HR S P ERA WHIP	IP WLS BF H R ER SO BB IBB HBP BLK WP HR S P ERA WHIP	IP WLS BF H R ER SO BB IBB HBP BLK WP HR S P ERA WHIP	IP WLS BF H R ER SO BB IBB HBP BLK WP HR S P ERA WHIP



Batter	1	2	3	4	5	6	7	8	9	AB	R	H	RBI	BB	SO	LOB	TOP					
7 José Reyes, S OBP: 0.396, SLG: 0.500										2	0	0	0	2	0	1	New York Mets @ Atlanta Braves Turner Field, Atlanta, GA Tue May 22 2007, 7:35 PM EDT Att: 32,587 - Partly Cloudy - 84 F					
10 Endy Chavez, L OBP: 0.403, SLG: 0.508										3	0	0	0	0	1	3						
15 Carlos Beltrán, S OBP: 0.388, SLG: 0.536										4	0	2	0	0	0	0						
21 Carlos Delgado, L OBP: 0.288, SLG: 0.313										4	0	0	0	0	1	3						
5 David Wright, R OBP: 0.365, SLG: 0.473										4	0	0	0	0	1	0						
20 Shawn Green, L OBP: 0.376, SLG: 0.500										4	1	1	0	0	1	0						
16 Paul Lo Duca, R OBP: 0.351, SLG: 0.381										4	0	3	0	0	0	0						
3 Damon Easley, R OBP: 0.341, SLG: 0.564										4	0	1	0	0	0	3						
29 Jorge Sosa, R OBP: 0.333, SLG: 0.390										1	0	1	0	0	0	0						
17 David Newsham, L OBP: 0.241, SLG: 0.286										1	0	0	0	0	0	1						
Ruben Gotay, S OBP: 0.269, SLG: 0.449										0	0	0	0	0	0	0						
40 Ambiorix Burgos, R OBP: 0.294, SLG: 0.296										0	0	0	0	0	0	1						
Julio Franco, R OBP: 0.294, SLG: 0.296										0	0	0	0	0	0	2						
Inning Stats	R: 0 E: 0 K: 0 S: 7	H: 1 LOB: 1 BB: 1 P: 13	R: 0 E: 0 K: 0 S: 7	H: 0 LOB: 0 BB: 0 P: 11	R: 0 E: 0 K: 1 S: 8	H: 1 LOB: 1 BB: 0 P: 12	R: 0 E: 0 K: 1 S: 10	H: 0 LOB: 0 BB: 0 P: 17	R: 1 E: 0 K: 0 S: 9	H: 2 LOB: 2 BB: 1 P: 16	R: 0 E: 0 K: 1 S: 6	H: 0 LOB: 0 BB: 0 P: 10	R: 0 E: 0 K: 0 S: 11	H: 1 LOB: 1 BB: 0 P: 15	R: 0 E: 0 K: 0 S: 10	H: 1 LOB: 1 BB: 0 P: 15	R: 0 E: 0 K: 1 S: 14	H: 2 LOB: 2 BB: 0 P: 20	1B: 7 2B: 1 3B: 0 HR: 0	SF: 0 SAC: 1 DP: 1 HBP: 0	WP: 0 PB: 0 SB: 0 CS: 0	PA: 36
PITCHER	IP WLS BF H R ER SO BB IBB HBP BLK WP HR S P ERA WHIP	8.0 W 31 6 1 1 3 2 0 0 0 0 0 68 109 1.12 1.000	1.0 5 2 0 0 1 0 0 0 0 0 0 14 20 0.00 2.000																			

AB	33
R	1
H	8
RBI	1
BB	2
SO	4
LOB	14



Batter	1	2	3	4	5	6	7	8	9	AB	R	H	RBI	BB	SO	LOB	BOTTOM			
2 Kelly Johnson, L OBP: 0.390, SLG: 0.503										5	1	2	0	0	0	0	New York Mets @ Atlanta Braves Turner Field, Atlanta, GA Tue May 22 2007, 7:35 PM EDT Att: 32,587 - Partly Cloudy - 84 F			
11 Edgar Renteria, R OBP: 0.391, SLG: 0.497										2	0	0	0	2	2	0				
10 Chipper Jones, S OBP: 0.396, SLG: 0.635										3	0	0	1	0	1	2				
16 Brian McCann, L OBP: 0.360, SLG: 0.470										4	1	2	1	0	1	0				
7 Jeff Francoeur, R OBP: 0.363, SLG: 0.508										3	1	1	1	1	0	0				
Andruw Jones, R OBP: 0.340, SLG: 0.409										3	1	2	1	1	0	3				
Scott Thorman, L OBP: 0.287, SLG: 0.466										4	1	1	1	0	2	3				
Willie Harris, L OBP: 0.431, SLG: 0.448										4	1	1	0	0	0	1				
26 Kyle Davies, R OBP: 0.133, SLG: 0.286										2	2	1	3	1	1	0				
4 Pete Orr, L OBP: 0.214, SLG: 0.222										1	0	0	0	0	1	0				
Bob Wickman, R ERA: 3.74										0	0	0	0	0	0	0				
Inning Stats	R: 0 E: 0 K: 2 S: 7	H: 0 LOB: 0 BB: 0 P: 11	R: 2 E: 0 K: 1 S: 10	H: 3 LOB: 0 BB: 0 P: 14	R: 2 E: 0 K: 0 S: 16	H: 2 LOB: 2 BB: 3 P: 32	R: 1 E: 0 K: 1 S: 11	H: 1 LOB: 0 BB: 0 P: 14	R: 0 E: 0 K: 2 S: 9	H: 0 LOB: 0 BB: 0 P: 14	R: 3 E: 0 K: 1 S: 19	H: 3 LOB: 2 BB: 2 P: 36	R: 0 E: 0 K: 0 S: 9	H: 1 LOB: 1 BB: 0 P: 13	R: 0 E: 0 K: 1 S: 8	H: 0 LOB: 0 BB: 0 P: 9	1B: 3 2B: 4 3B: 1 HR: 2	SF: 1 SAC: 0 DP: 2 HBP: 0	WP: 0 PB: 0 SB: 0 CS: 0	PA: 37
PITCHER	IP WLS BF H R ER SO BB IBB HBP BLK WP HR S P ERA WHIP	4.0 L 19 3 3 3 3 2 0 0 0 0 1 28 50 13.50 2.250	2.0 11 3 3 3 3 2 0 0 0 0 0 17 22 0.00 0.500																	



Batter	1	2	3	4	5	6	7	8	9	AB	R	H	RBI	BB	SO	LOB	TOP			
7 José Reyes, S OBP: 0.392, SLG: 0.484										5	0	1	0	0	1	4	New York Mets @ Atlanta Braves Turner Field, Atlanta, GA Thu May 24 2007, 7:37 PM EDT Att: 36,660 - Partly Cloudy - 79 F			
10 Endy Chavez, L OBP: 0.390, SLG: 0.478										4	0	0	0	0	2	2				
15 Carlos Beltrán, S OBP: 0.385, SLG: 0.523										3	0	2	0	1	0	0				
5 David Wright, R OBP: 0.353, SLG: 0.472										4	0	0	0	0	3	5				
16 Paul Lo Duca, R OBP: 0.359, SLG: 0.390										4	0	1	0	0	0	1				
21 Carlos Delgado, L OBP: 0.292, SLG: 0.316										4	1	1	0	0	0	1				
20 Shawn Green, L 27 Carlos Gómez, R OBP: 0.334, SLG: 0.389										4	0	1	0	0	0	2				
Ruben Gotay, S OBP: 0.276, SLG: 0.429										3	0	1	0	0	0	1				
Tom Glavine, L 17 David Newhan, L Scott Schoeneweis, L Aaron Heilman, R Julio Franco, R OBP: 0.298, SLG: 0.276										2	0	1	0	0	0	0				
Inning Stats	R: 0 E: 0 K: 2 S: 12	H: 1 LOB: 1 BB: 0 P: 18	R: 0 E: 0 K: 0 S: 6	H: 0 LOB: 0 BB: 0 P: 8	R: 0 E: 0 K: 2 S: 20	H: 3 LOB: 3 BB: 0 P: 26	R: 0 E: 0 K: 0 S: 8	H: 1 LOB: 1 BB: 0 P: 11	R: 0 E: 0 K: 1 S: 7	H: 0 LOB: 0 BB: 0 P: 9	R: 0 E: 0 K: 1 S: 13	H: 2 LOB: 2 BB: 0 P: 19	R: 0 E: 0 K: 1 S: 11	H: 0 LOB: 1 BB: 1 P: 17	R: 1 E: 1 K: 0 S: 12	H: 1 LOB: 2 BB: 0 P: 15		1B: 8 2B: 0 3B: 0 HR: 0	SF: 0 SAC: 1 DP: 0 HBP: 0	WP: 0 PB: 0 SB: 1 CS: 0
PITCHER	IP WLS BF H R ER SO BB IBB HBP BLK WP HR S P ERA WHIP	IP WLS BF H R ER SO BB IBB HBP BLK WP HR S P ERA WHIP																		
29 John Smoltz, R ERA: 2.88	7.0	W	28	7	0	0	5	0	0	0	0	0	0	0	0	0	0.00	1.000		
39 Rafael Soriano, R ERA: 2.49	1.0	H	4	0	0	0	1	1	0	0	0	0	0	0	0	0	0.00	1.000		
Bob Wickman, R ERA: 3.14	1.0	S	5	1	1	0	0	0	0	0	0	0	0	0	0	0	0.00	1.000		

AB	35
R	1
H	8
RBI	1
BB	1
SO	6
LOB	20



Batter	1	2	3	4	5	6	7	8	9	AB	R	H	RBI	BB	SO	LOB	BOTTOM			
2 Kelly Johnson, L OBP: 0.390, SLG: 0.497										3	1	1	0	1	0	1	New York Mets @ Atlanta Braves Turner Field, Atlanta, GA Thu May 24 2007, 7:37 PM EDT Att: 36,660 - Partly Cloudy - 79 F			
24 Martín Prado, R OBP: 0.154, SLG: 0.154										4	0	1	0	0	0	1				
11 Edgar Rentería, R OBP: 0.390, SLG: 0.495										4	0	1	0	0	0	2				
7 Jeff Francoeur, R OBP: 0.353, SLG: 0.492										3	0	0	1	0	0	1				
Andrew Jones, R OBP: 0.342, SLG: 0.396										2	0	0	0	2	1	0				
16 Brian McCann, L OBP: 0.353, SLG: 0.460										3	0	0	0	0	0	4				
23 Matt Diaz, R Willie Harris, L OBP: 0.369, SLG: 0.510										3	1	2	1	0	0	0				
Scott Thorman, L OBP: 0.280, SLG: 0.454										3	0	0	0	0	1	1				
29 John Smoltz, R Chris Woodward, R 39 Rafael Soriano, R Bob Wickman, R										2	0	0	0	0	0	0				
Inning Stats	R: 1 E: 0 K: 0 S: 17	H: 2 LOB: 2 BB: 1 P: 31	R: 1 E: 0 K: 0 S: 6	H: 1 LOB: 0 BB: 0 P: 10	R: 0 E: 0 K: 0 S: 11	H: 1 LOB: 2 BB: 1 P: 22	R: 0 E: 0 K: 1 S: 11	H: 1 LOB: 1 BB: 0 P: 18	R: 0 E: 0 K: 1 S: 9	H: 0 LOB: 0 BB: 0 P: 16	R: 0 E: 0 K: 0 S: 9	H: 0 LOB: 1 BB: 1 P: 18	R: 0 E: 0 K: 0 S: 5	H: 0 LOB: 0 BB: 0 P: 5	R: 0 E: 0 K: 0 S: 12	H: 1 LOB: 2 BB: 0 P: 15		1B: 2 2B: 2 3B: 0 HR: 1	SF: 1 SAC: 0 DP: 0 HBP: 0	WP: 0 PB: 0 SB: 1 CS: 0
PITCHER	IP WLS BF H R ER SO BB IBB HBP BLK WP HR S P ERA WHIP	IP WLS BF H R ER SO BB IBB HBP BLK WP HR S P ERA WHIP																		
Tom Glavine, L ERA: 3.39	6.0	L	25	5	2	2	2	2	0	0	0	0	0	0	0	0	0.00	1.167		
Scott Schoeneweis, L ERA: 6.16	1.0		4	0	0	0	0	1	0	0	0	0	0	0	0	0	0.00	1.000		
Aaron Heilman, R ERA: 3.15	1.0		3	0	0	0	0	0	0	0	0	0	0	0	0	0	0.00	0.000		



Batter	1	2	3	4	5	6	7	8	9	AB	R	H	RBI	BB	SO	LOB	TOP				
11 Jimmy Rollins, S OBP: 0.323, SLG: 0.493											4	3	2	0	1	1	3				
8 Shane Victorino, S OBP: 0.358, SLG: 0.367											5	1	3	1	0	1	1				
26 Chase Utley, L OBP: 0.380, SLG: 0.545											4	1	1	2	0	0	3				
6 Ryan Howard, L OBP: 0.381, SLG: 0.431											4	1	1	2	1	1	3				
Pat Burrell, R OBP: 0.400, SLG: 0.417											4	0	0	0	0	0	2				
9 Michael Bourn, L OBP: 0.393, SLG: 0.318											4	0	1	0	1	0	0				
Aaron Rowand, R OBP: 0.396, SLG: 0.508											4	0	2	2	0	0	1				
19 Greg Dobbs, L OBP: 0.341, SLG: 0.487												4	0	0	0	1	0	3			
59 Mike Zagurski, L OBP: 0.362, SLG: 0.460												3	1	2	0	0	0	0			
44 Yoel Hernandez, R OBP: 0.315, SLG: 0.321												2	0	0	0	0	1	0			
51 Carlos Ruiz, R OBP: 0.304, SLG: 0.402																					
Jamie Moyer, L OBP: 0.200, SLG: 0.240																					
Wes Helms, R OBP: 0.315, SLG: 0.321																					
Inning Stats	R: 1 H: 1 E: 0 K: 0 S: 8	H: 1 LOB: 0 BB: 0 P: 14	R: 0 H: 0 E: 0 K: 0 S: 5	H: 0 LOB: 0 BB: 0 P: 9	R: 2 H: 3 E: 0 K: 0 S: 18	H: 3 LOB: 1 BB: 0 P: 26	R: 0 H: 1 E: 0 K: 0 S: 6	H: 1 LOB: 1 BB: 0 P: 8	R: 0 H: 2 E: 0 K: 1 S: 16	H: 2 LOB: 2 BB: 0 P: 22	R: 2 H: 1 E: 0 K: 1 S: 16	H: 1 LOB: 2 BB: 2 P: 28	R: 2 H: 2 E: 0 K: 1 S: 12	H: 2 LOB: 1 BB: 1 P: 21	R: 1 H: 1 E: 0 K: 1 S: 7	H: 1 LOB: 0 BB: 0 P: 9	1B: 9 2B: 3 3B: 0 HR: 1	SF: 0 SAC: 0 DP: 0 HBP: 1	WP: 1 PA: 45 PB: 0 SB: 0 CS: 0		
PITCHER	IP WLS BF H R ER SO BB IBB HBP BLK WP HR S P ERA WHIP	IP WLS BF H R ER SO BB IBB HBP BLK WP HR S P ERA WHIP	IP WLS BF H R ER SO BB IBB HBP BLK WP HR S P ERA WHIP	IP WLS BF H R ER SO BB IBB HBP BLK WP HR S P ERA WHIP	IP WLS BF H R ER SO BB IBB HBP BLK WP HR S P ERA WHIP	IP WLS BF H R ER SO BB IBB HBP BLK WP HR S P ERA WHIP	IP WLS BF H R ER SO BB IBB HBP BLK WP HR S P ERA WHIP	IP WLS BF H R ER SO BB IBB HBP BLK WP HR S P ERA WHIP	IP WLS BF H R ER SO BB IBB HBP BLK WP HR S P ERA WHIP	IP WLS BF H R ER SO BB IBB HBP BLK WP HR S P ERA WHIP	IP WLS BF H R ER SO BB IBB HBP BLK WP HR S P ERA WHIP	IP WLS BF H R ER SO BB IBB HBP BLK WP HR S P ERA WHIP	IP WLS BF H R ER SO BB IBB HBP BLK WP HR S P ERA WHIP	IP WLS BF H R ER SO BB IBB HBP BLK WP HR S P ERA WHIP	IP WLS BF H R ER SO BB IBB HBP BLK WP HR S P ERA WHIP	IP WLS BF H R ER SO BB IBB HBP BLK WP HR S P ERA WHIP	IP WLS BF H R ER SO BB IBB HBP BLK WP HR S P ERA WHIP	IP WLS BF H R ER SO BB IBB HBP BLK WP HR S P ERA WHIP			
15 Tim Hudson, R ERA: 2.79	6.2	L	34	10	5	5	3	1	2	1	0	0	0	0	0	1	75	122	6.75	1.650	
Tyler Yates, R ERA: 3.91	1.1		7	2	2	2	1	1	0	0	0	0	0	0	0	0	15	25	13.50	2.250	
58 Peter Moylan, R ERA: 2.01	1.0		4	1	1	1	1	0	0	0	0	0	0	0	0	0	1	7	9	9.00	1.000

Philadelphia Phillies @ Atlanta Braves
Turner Field, Atlanta, GA
Fri May 25 2007, 7:35 PM EDT
Att: 35,402 - Clear - 80 F

AB 40
R 8
H 13
RBI 8
BB 4
SO 5
LOB 17

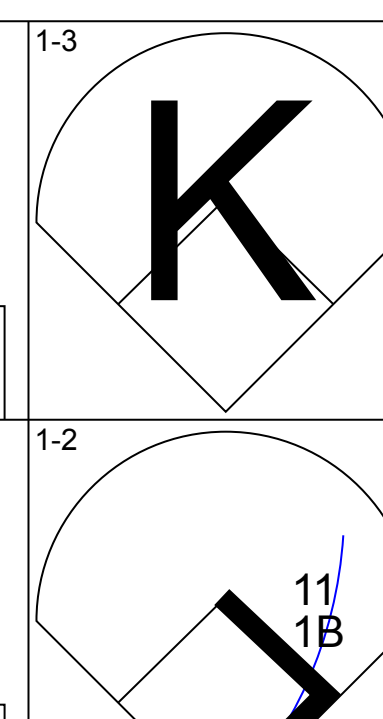
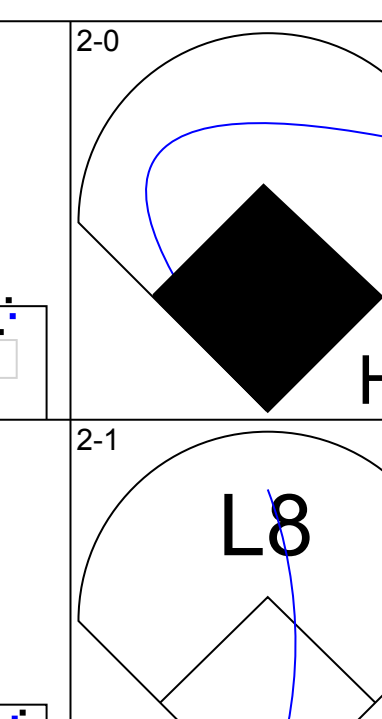
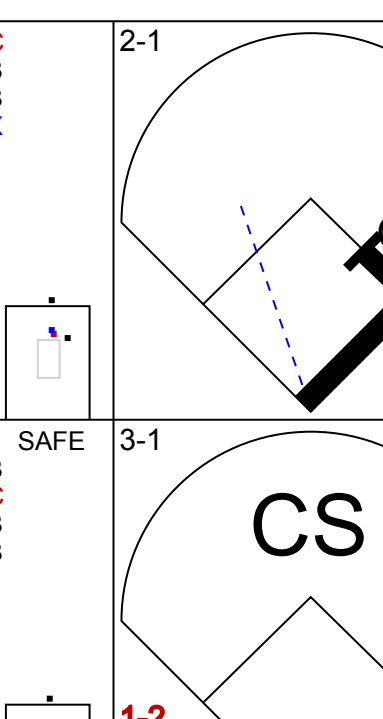
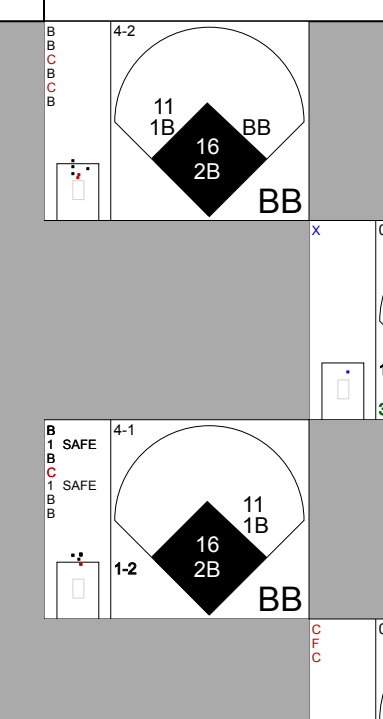
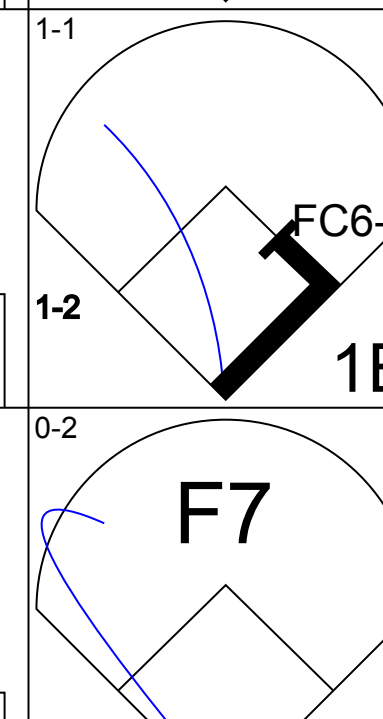
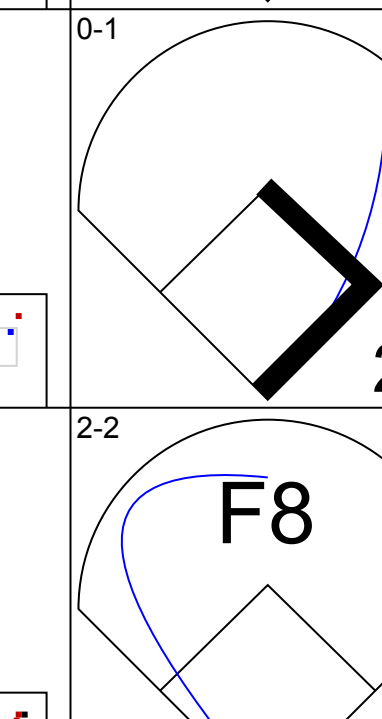

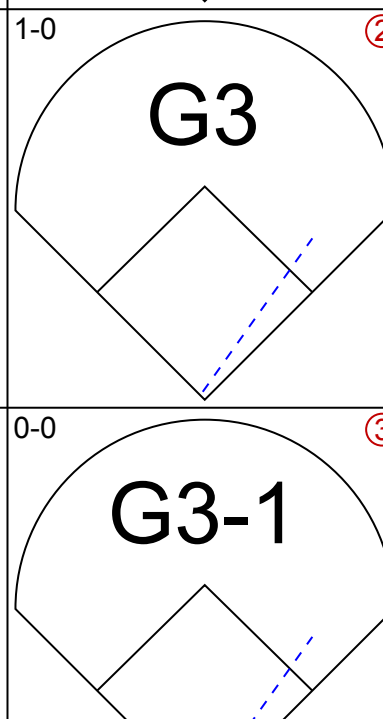
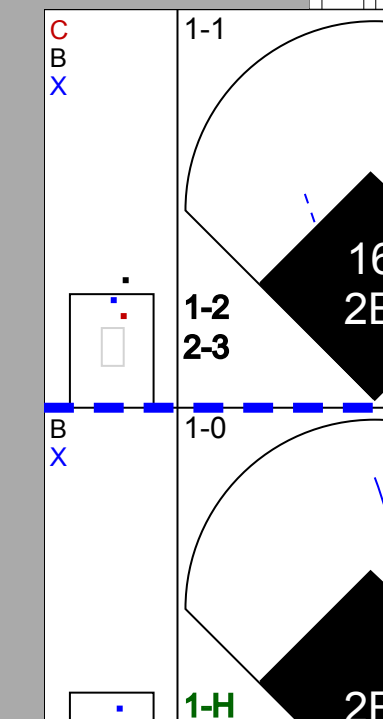
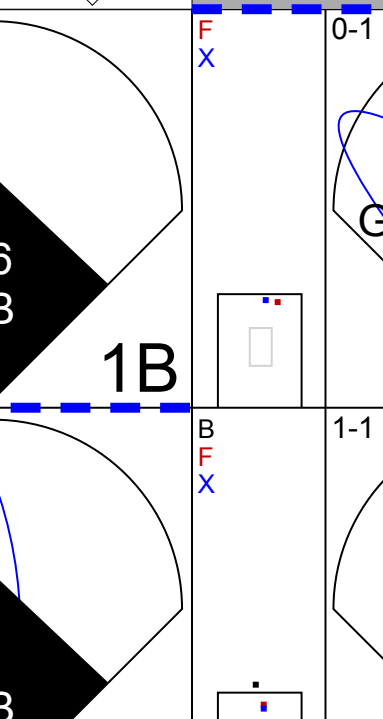
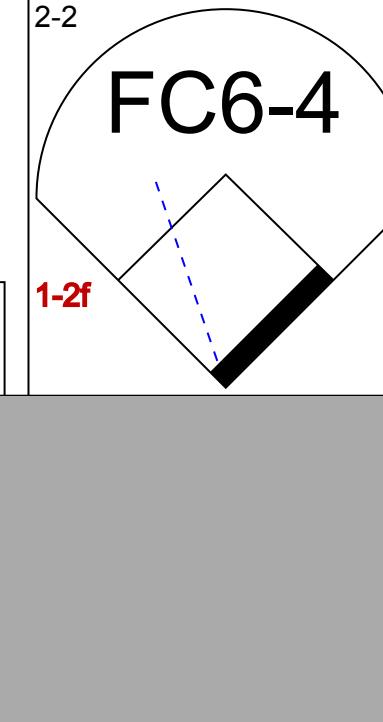


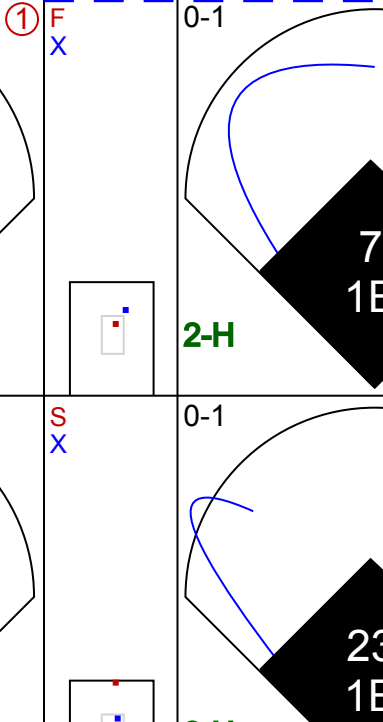
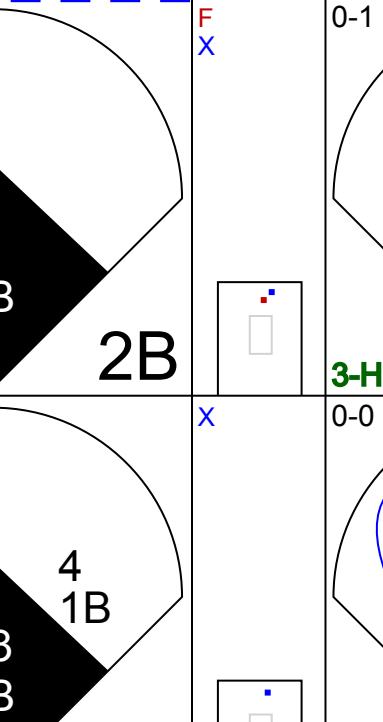



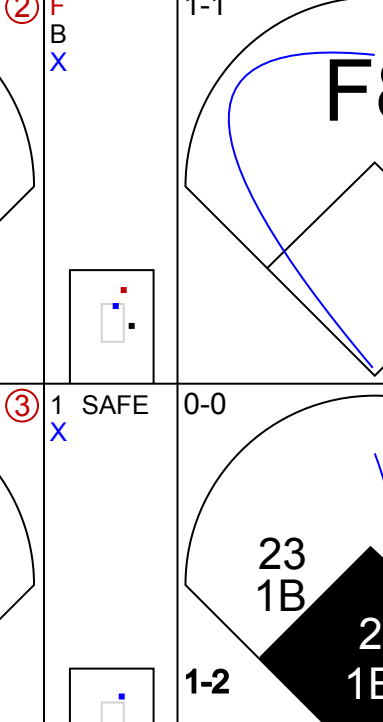
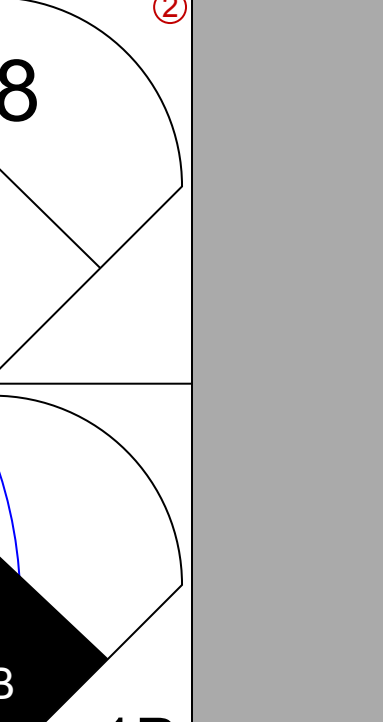
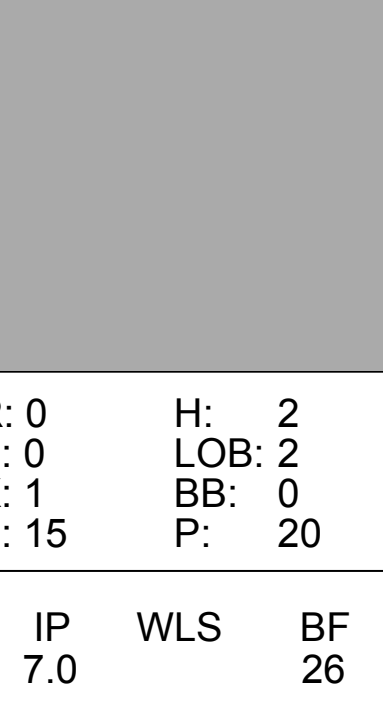
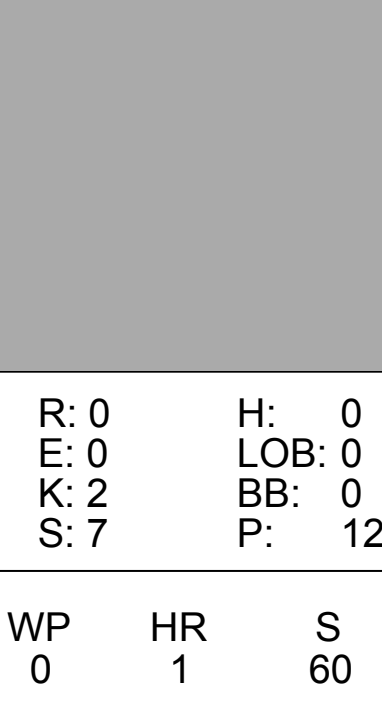

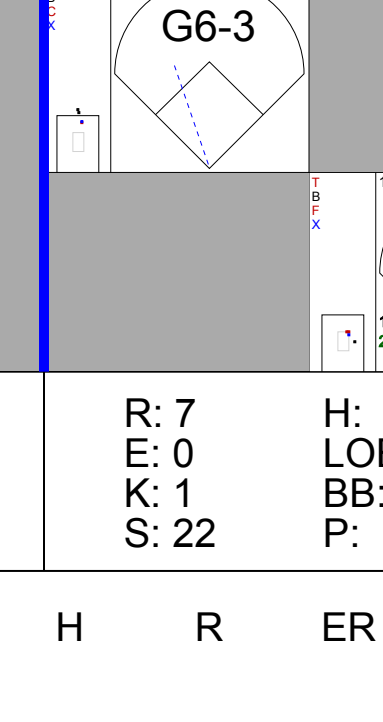
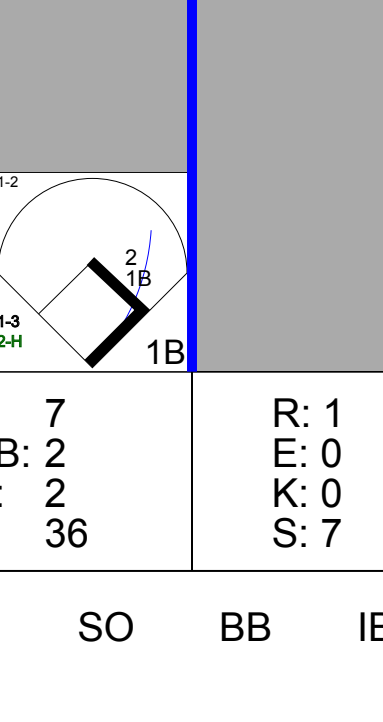
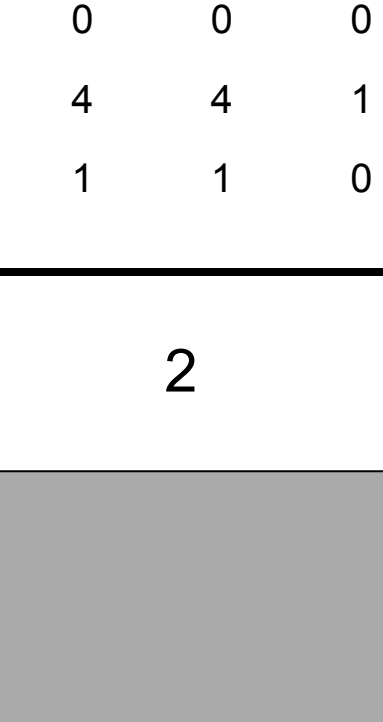
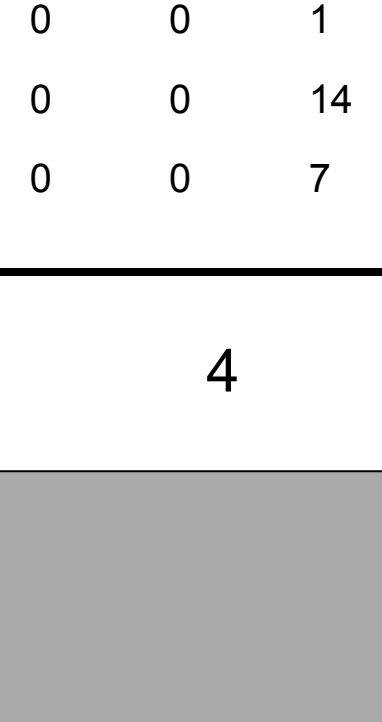
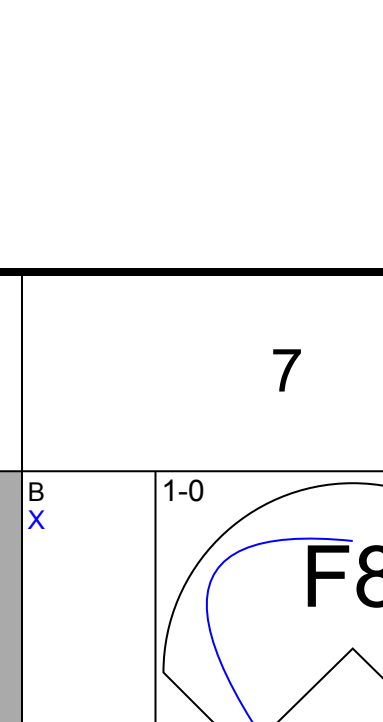
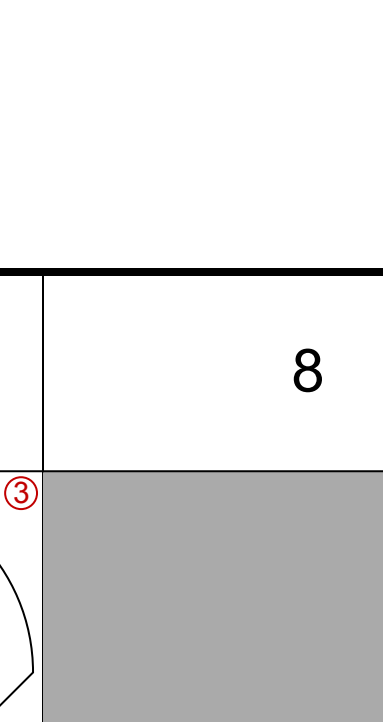
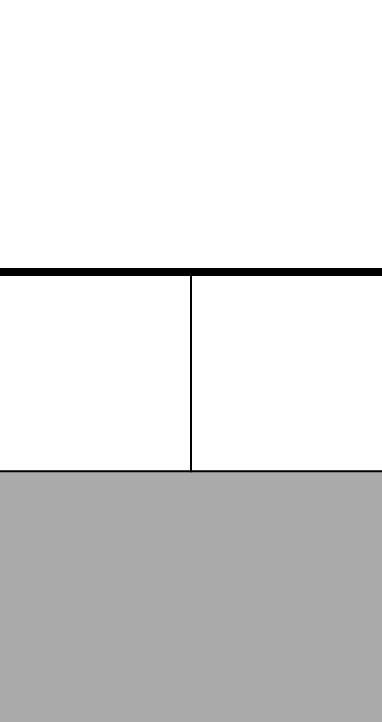



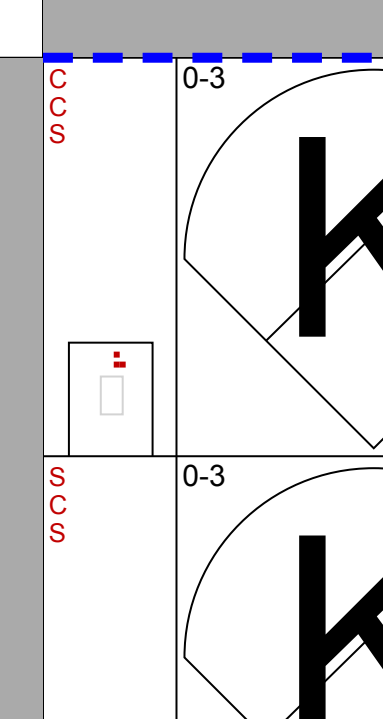
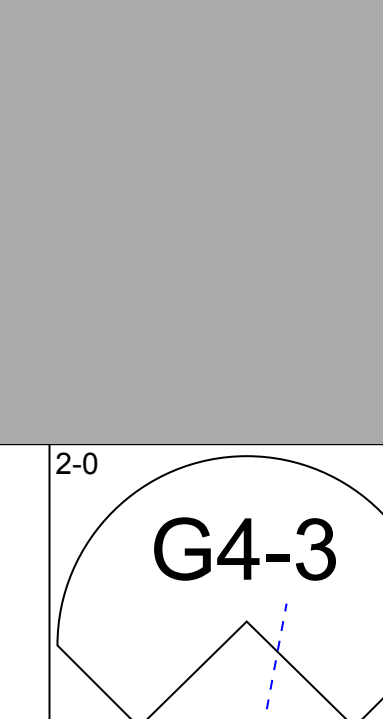


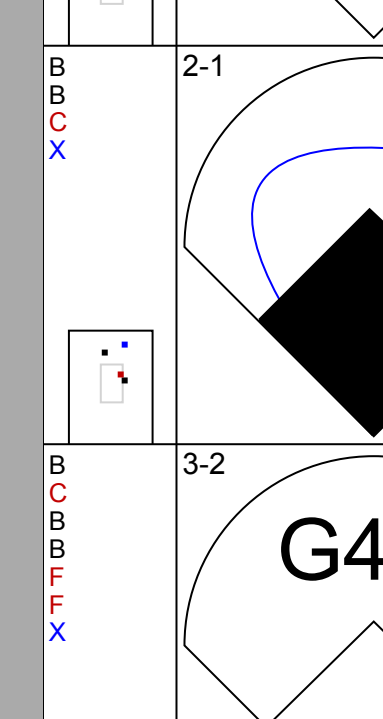
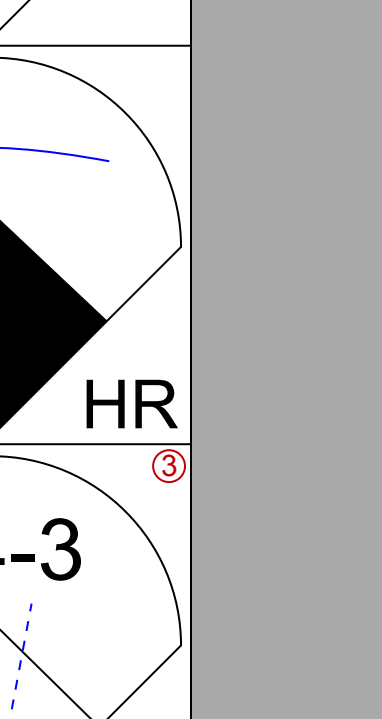





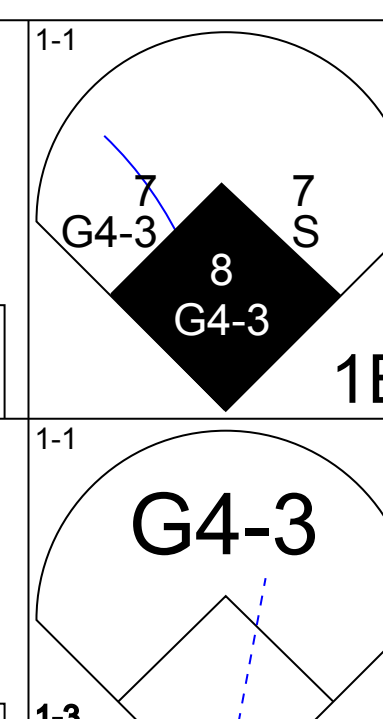
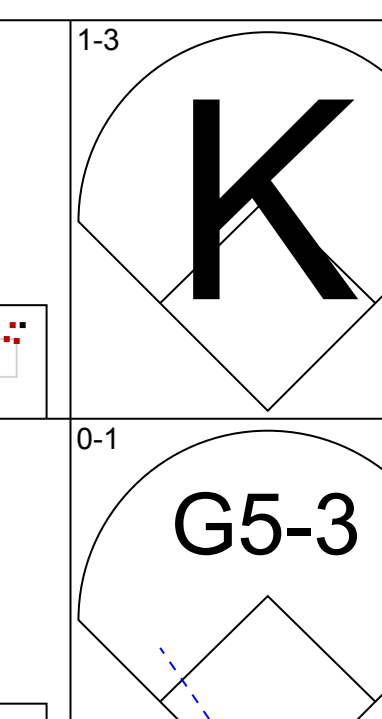
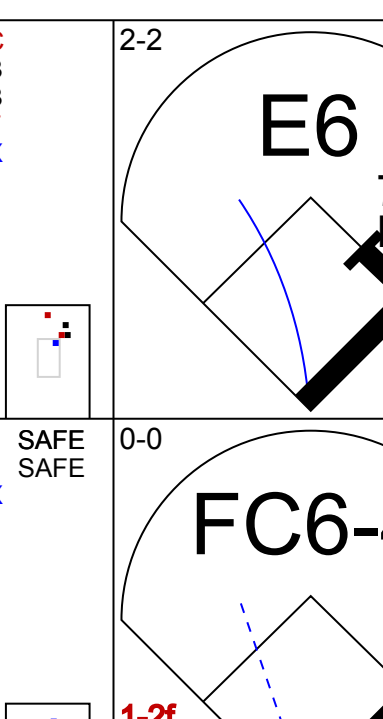
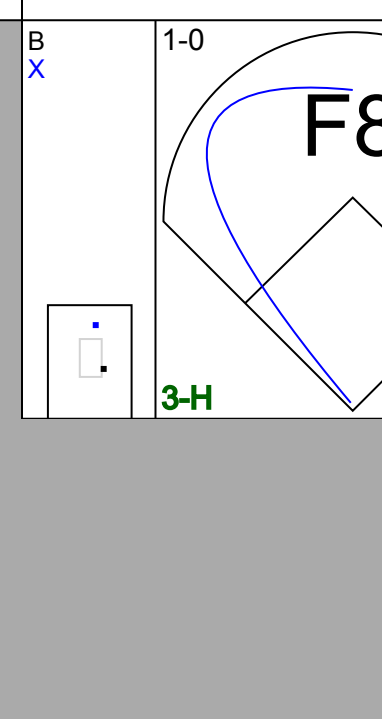
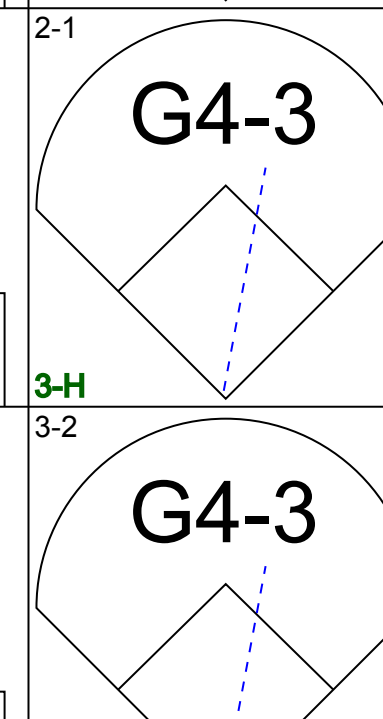


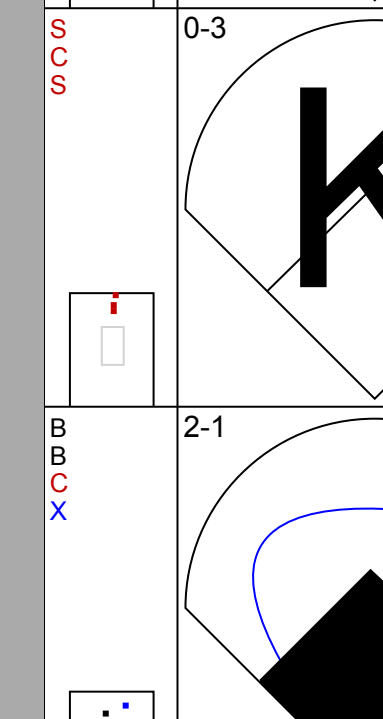

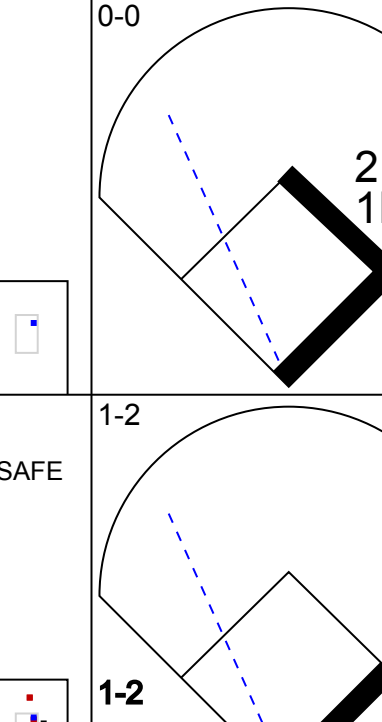
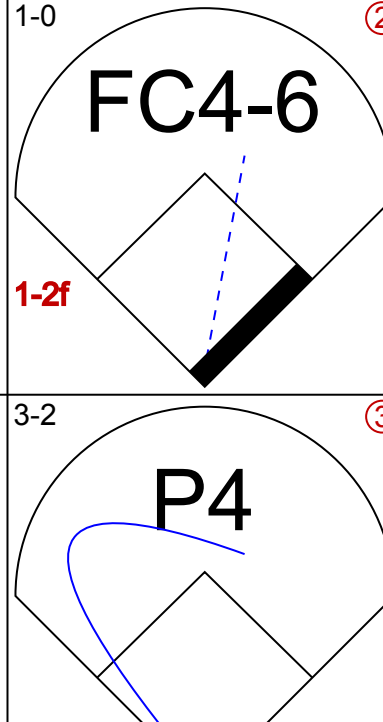
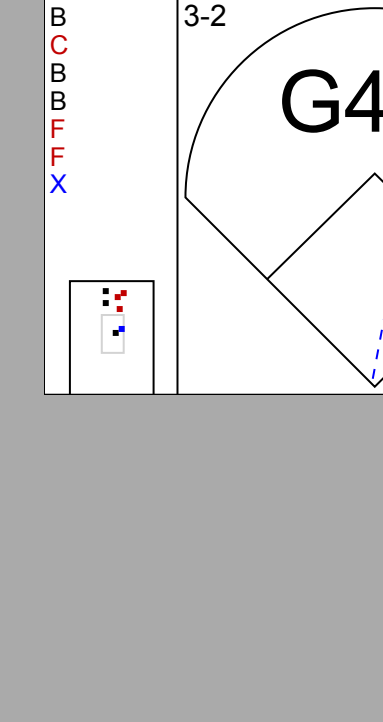

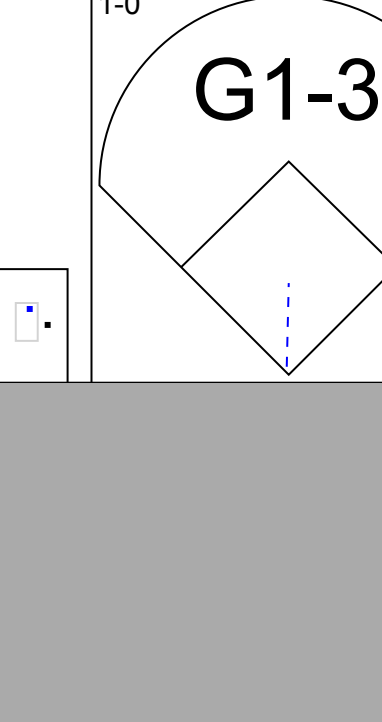

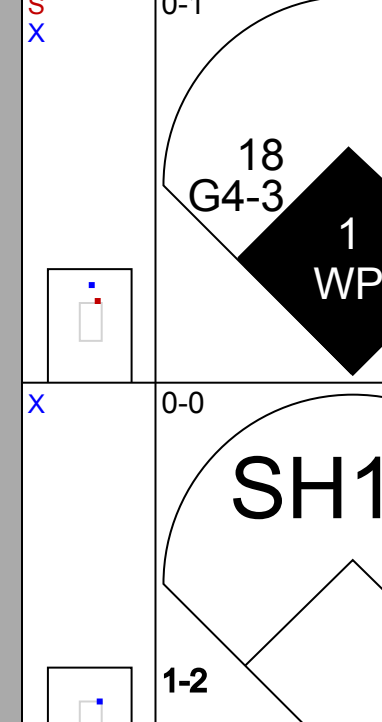

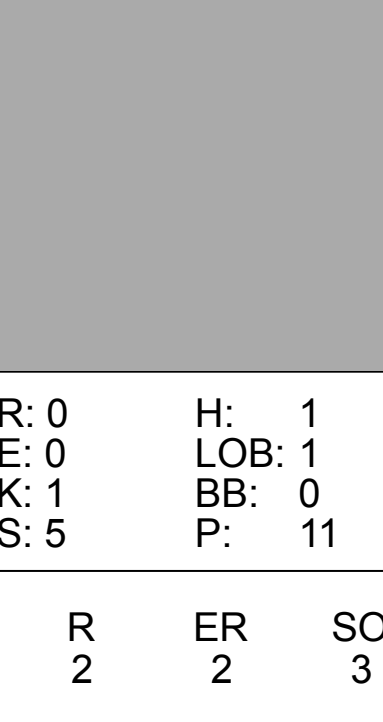
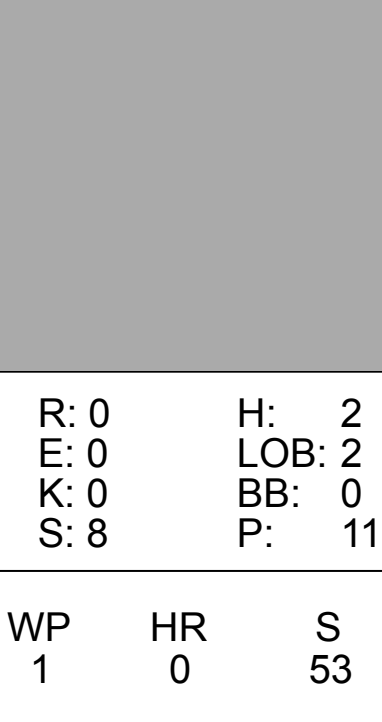
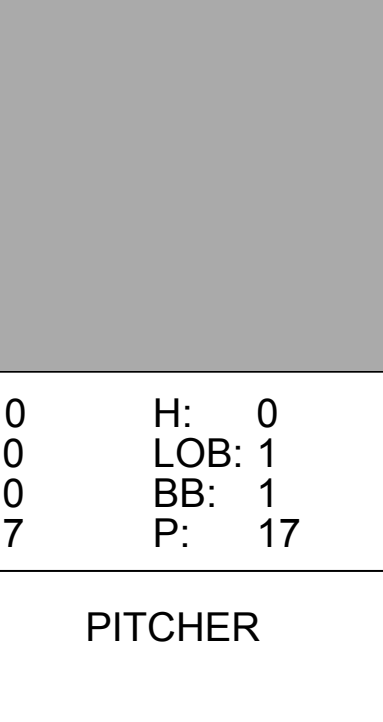
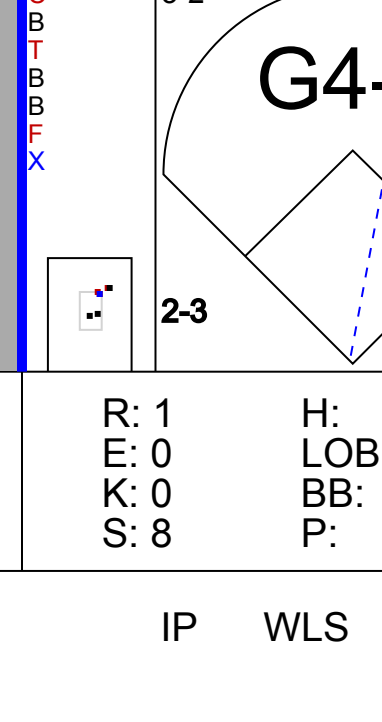
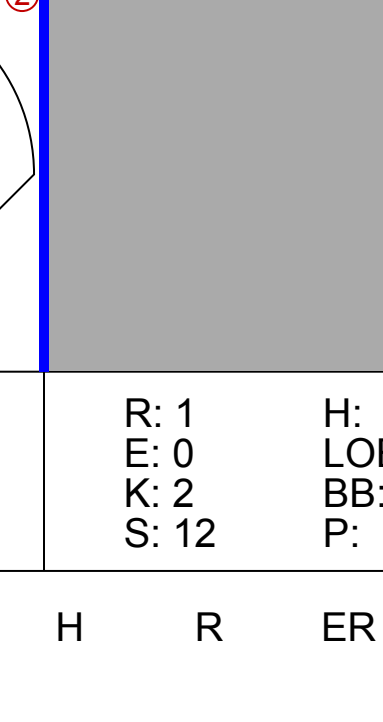
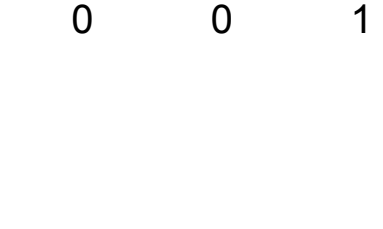



Batter	1	2	3	4	5	6	7	8	9	AB	R	H	RBI	BB	SO	LOB	BOTTOM				
2 Kelly Johnson, L OBP: 0.387, SLG: 0.491											4	1	1	0	0	1	0				
24 Martin Prado, R OBP: 0.176, SLG: 0.176											4	1	1	0	0	0	0				
11 Edgar Renteria, R OBP: 0.391, SLG: 0.492											1	0	0	0	1	1	0				
Chris Woodward, R OBP: 0.222, SLG: 0.250											4	0	1	1	0	0	1				
7 Jeff Francoeur, R OBP: 0.351, SLG: 0.487											4	1	1	0	0	0	1				
Andrew Jones, R OBP: 0.340, SLG: 0.399											4	1	1	0	0	0	1				
16 Brian McCann, L OBP: 0.346, SLG: 0.450											3	0	0	0	0	0	1				
23 Matt Diaz, R OBP: 0.368, SLG: 0.510											2	0	1	1	0	0	0				
Scott Thorman, L OBP: 0.273, SLG: 0.443											3	0	0	0	0	1	1				
15 Tim Hudson, R OBP: 0.231, SLG: 0.208																					
Tyler Yates, R ERA: 4.18	7.0	W	26	5	3	2	4	1	0	0	0	0	0	0	0	0	10	0.00	0.857		
59 Mike Zagurski, L ERA: 2.7	1.0		3	0	0	0	0	0	0	0	0	0	0	0	0	0	6	10	0.00	0.000	
44 Yoel Hernandez, R ERA: 2.7	1.0		3	0	0	0	0	0	0	0	0	0	0	0	0	0	6	9	0.00	0.000	
Inning Stats	R: 0 H: 0 E: 0 K: 1 S: 11	H: 0 LOB: 1 BB: 1 P: 18	R: 1 H: 1 E: 0 K: 0 S: 12	H: 1 LOB: 0 BB: 0 P: 18	R: 0 H: 0 E: 0 K: 1 S: 10	H: 0 LOB: 0 BB: 0 P: 15	R: 0 H: 1 E: 0 K: 1 S: 9	H: 1 LOB: 0 BB: 0 P: 16	R: 0 H: 1 E: 0 K: 0 S: 6	H: 1 LOB: 0 BB: 0 P: 7	R: 2 H: 2 E: 1 K: 0 S: 10	H: 2 LOB: 0 BB: 0 P: 17	R: 0 H: 0 E: 0 K: 1 S: 10	H: 0 LOB: 0 BB: 0 P: 15	R: 0 H: 0 E: 0 K: 0 S: 6	H: 0 LOB: 0 BB: 0 P: 10	R: 0 H: 0 E: 0 K: 0 S: 6	H: 0 LOB: 0 BB: 0 P: 9	1B: 4 2B: 1 3B: 0 HR: 0	SF: 1 SAC: 1 DP: 1 HBP: 0	WP: 0 PA: 32 PB: 0 SB: 0 CS: 0
PITCHER	IP WLS BF H R ER SO BB IBB HBP BLK WP HR S P ERA WHIP	IP WLS BF H R ER SO BB IBB HBP BLK WP HR S P ERA WHIP	IP WLS BF H R ER SO BB IBB HBP BLK WP HR S P ERA WHIP	IP WLS BF H R ER SO BB IBB HBP BLK WP HR S P ERA WHIP	IP WLS BF H R ER SO BB IBB HBP BLK WP HR S P ERA WHIP	IP WLS BF H R ER SO BB IBB HBP BLK WP HR S P ERA WHIP	IP WLS BF H R ER SO BB IBB HBP BLK WP HR S P ERA WHIP	IP WLS BF H R ER SO BB IBB HBP BLK WP HR S P ERA WHIP	IP WLS BF H R ER SO BB IBB HBP BLK WP HR S P ERA WHIP	IP WLS BF H R ER SO BB IBB HBP BLK WP HR S P ERA WHIP	IP WLS BF H R ER SO BB IBB HBP BLK WP HR S P ERA WHIP	IP WLS BF H R ER SO BB IBB HBP BLK WP HR S P ERA WHIP	IP WLS BF H R ER SO BB IBB HBP BLK WP HR S P ERA WHIP	IP WLS BF H R ER SO BB IBB HBP BLK WP HR S P ERA WHIP	IP WLS BF H R ER SO BB IBB HBP BLK WP HR S P ERA WHIP	IP WLS BF H R ER SO BB IBB HBP BLK WP HR S P ERA WHIP	IP WLS BF H R ER SO BB IBB HBP BLK WP HR S P ERA WHIP	IP WLS BF H R ER SO BB IBB HBP BLK WP HR S P ERA WHIP			
Jamie Moyer, L ERA: 4.18	7.0	W	26	5	3	2	4	1	0	0	0	0	0	0	0	0	10	0.00	0.857		
59 Mike Zagurski, L ERA: 2.7	1.0		3	0	0	0	0	0	0	0	0	0	0	0	0	0	6	10	0.00	0.000	
44 Yoel Hernandez, R ERA: 2.7	1.0		3	0	0	0	0	0	0	0	0	0	0	0	0	0	6	9	0.00	0.000	

Philadelphia Phillies @ Atlanta Braves
Turner Field, Atlanta, GA
Fri May 25 2007, 7:35 PM EDT
Att: 35,402 - Clear - 80 F

AB 29
R 3
H 5
RBI 2
BB 1
SO 4
LOB 5



Batter	1	2	3	4	5	6	7	8	9	AB	R	H	RBI	BB	SO	LOB	TOP																	
2 Kelly Johnson, L (1,4) OBP: 0.395, SLG: 0.500										4	2	3	2	1	1	0	<p>Atlanta Braves @ Milwaukee Brewers</p> <p>Miller Park, Milwaukee, WI</p> <p>Wed May 30 2007, 12:05 PM CDT</p> <p>Att: 32,758 - Sunny - 83 F</p>																	
Willie Harris, L (1,7) OBP: 0.463, SLG: 0.528										4	1	1	0	1	1	2																		
11 Edgar Renteria, R (1,6) OBP: 0.386, SLG: 0.510										5	2	4	0	0	0	0																		
16 Brian McCann, L (1,2) OBP: 0.333, SLG: 0.433										5	1	1	3	0	0	4																		
Andrew Jones, R (1,8) OBP: 0.344, SLG: 0.433										4	1	1	2	0	1	2																		
7 Jeff Francoeur, R (1,9) OBP: 0.342, SLG: 0.464										5	1	2	1	0	0	0																		
Scott Thorman, L (1,3) OBP: 0.262, SLG: 0.423										4	0	0	0	0	2	2																		
4 Pete Orr, L (1,5) OBP: 0.211, SLG: 0.216										4	1	1	0	0	1	1																		
15 Tim Hudson, R (1,1) OBP: 0.214, SLG: 0.192										2	0	0	0	0	1	0																		
23 Matt Diaz, R (8,PH) OBP: 0.361, SLG: 0.487										2	0	1	1	0	0	0																		
39 Rafael Soriano, R (8,1) OBP: 0.361, SLG: 0.487										0	0	0	0	0	0	0																		
Bob Wickman, R (9,1) OBP: 0.361, SLG: 0.487										0	0	0	0	0	0	0																		
Inning Stats	R: 0 E: 0 K: 1 S: 15	H: 2 LOB: 2 BB: 0 P: 20	R: 0 E: 0 K: 2 S: 8	H: 0 LOB: 0 BB: 0 P: 9	R: 1 E: 0 K: 1 S: 13	H: 2 LOB: 1 BB: 0 P: 20	R: 0 E: 0 K: 2 S: 7	H: 0 LOB: 0 BB: 0 P: 12	R: 0 E: 0 K: 0 S: 5	H: 0 LOB: 0 BB: 0 P: 9	R: 0 E: 0 K: 0 S: 5	H: 1 LOB: 1 BB: 0 P: 8	R: 7 E: 0 K: 1 S: 22	H: 7 LOB: 2 BB: 2 P: 36	R: 1 E: 0 K: 0 S: 7	H: 1 LOB: 0 BB: 0 P: 8	1B: 8 2B: 5 3B: 0 HR: 1	SF: 1 SAC: 0 DP: 0 HBP: 0	WP: 0 PB: 0 CS: 1	PA: 43														
PITCHER	IP WLS BF H R ER SO BB IBB HBP BLK WP HR S P ERA WHIP																																	
31 Dave Bush, R (1,1) ERA: 5.64	7.0	26	6	1	1	6	0	0	0	0	0	0	0	1	60	91	1.29	0.857																
Derrick Turnbow, R (8,1) ERA: 4.75	0.1	L 4	1	3	3	0	2	0	0	0	0	0	0	0	7	18	81.00	9.000																
Brian Shouse, L (8,1) ERA: 4.38	0.0	B 1	1	0	0	0	0	0	0	0	0	0	0	1	2		∞	∞																
50 Chris Spurling, R (8,1) ERA: 3.63	0.2	7 5	4	4	4	1	0	0	0	0	0	0	0	14	16	54.00	7.500																	
Matt Wise, R (9,1) ERA: 3.32	1.0	4 1	1	1	1	0	0	0	0	0	0	0	0	7	8	9.00	1.000																	

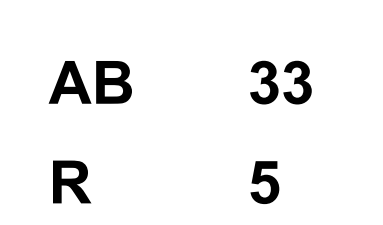
Batter	1	2	3	4	5	6	7	8	9	AB	R	H	RBI	BB	SO	LOB	BOTTOM																	
1 Corey Hart, R (1,9) OBP: 0.342, SLG: 0.390										4	1	1	0	0	1	1	<p>Atlanta Braves @ Milwaukee Brewers</p> <p>Miller Park, Milwaukee, WI</p> <p>Wed May 30 2007, 12:05 PM CDT</p> <p>Att: 32,758 - Sunny - 83 F</p>																	
7 J.J. Hardy, R (1,6) OBP: 0.343, SLG: 0.563										4	0	0	0	0	1	3																		
8 Ryan Braun, R (1,5) OBP: 0.240, SLG: 0.417										4	0	0	1	0	1	0																		
28 Prince Fielder, L (1,3) OBP: 0.371, SLG: 0.621										3	1	1	1	1	0	0																		
Geoff Jenkins, L (1,7) OBP: 0.351, SLG: 0.553										4	0	1	0	0	0	1																		
2 Bill Hall, R (1,8) OBP: 0.318, SLG: 0.429										4	0	2	0	0	1	1																		
Damian Miller, R (1,2) OBP: 0.276, SLG: 0.283										4	1	1	0	0	1	3																		
Craig Counsell, L (1,4) OBP: 0.359, SLG: 0.309										3	0	1	0	0	1	0																		
31 Dave Bush, R (1,1) ERA: 5.64	7.0	W 28	6	2	2	3	1	0	0	0	0	0	0	0	0	1																		
18 Gabriel Soriano, R (7,PH) OBP: 0.308, SLG: 0.420	0.0	LOB: 0	0	0	0	0	0	0	0	0	0	0	0	0	0	0																		
Derrick Turnbow, R (8,1) ERA: 4.75	0.1	BB: 0	0	0	0	0	0	0	0	0	0	0	0	0	0	0																		
Brian Shouse, L (8,1) ERA: 4.38	0.0	P: 20	0	0	0	0	0	0	0	0	0	0	0	0	0	0																		
50 Chris Spurling, R (8,1) ERA: 3.63	0.2	0	0	0	0	0	0	0	0	0	0	0	0	0	0	0																		
Matt Wise, R (9,1) ERA: 3.32	1.0	0	0	0	0	0	0	0	0	0	0	0	0	0	0	0																		
Inning Stats	R: 1 E: 0 K: 0 S: 9	H: 1 LOB: 0 BB: 0 P: 16	R: 0 E: 0 K: 1 S: 5	H: 1 LOB: 1 BB: 0 P: 11	R: 0 E: 0 K: 1 S: 8	H: 1 LOB: 1 BB: 0 P: 10	R: 0 E: 0 K: 0 S: 8	H: 2 LOB: 2 BB: 0 P: 11	R: 0 E: 0 K: 0 S: 7	H: 0 LOB: 1 BB: 1 P: 17	R: 1 E: 0 K: 0 S: 8	H: 1 LOB: 0 BB: 0 P: 12	R: 1 E: 0 K: 2 S: 12	H: 1 LOB: 0 BB: 0 P: 17	R: 0 E: 0 K: 1 S: 6	H: 0 LOB: 0 BB: 0 P: 10	1B: 6 2B: 1 3B: 0 HR: 1	SF: 0 SAC: 1 DP: 1 HBP: 0	WP: 1 PB: 0 SB: 1 CS: 1	PA: 35														
PITCHER	IP WLS BF H R ER SO BB IBB HBP BLK WP HR S P ERA WHIP																																	
15 Tim Hudson, R (1,1) ERA: 2.77	7.0	28	6	2	2	3	1	0	0	0	0	0	0	0	53	88	2.57	1.000																
39 Rafael Soriano, R (8,1) ERA: 2.53	1.0	4 1	1	1	1	2	0	0	0	0	0	0	0	1	12	17	9.00	1.000																
Bob Wickman, R (9,1) ERA: 2.76	1.0	3 0	0	0	0	1	0	0	0	0	0	0	0	6	10	0.00	0.000																	

Batter	1	2	3	4	5	6	7	8	9	AB	R	H	RBI	BB	SO	LOB	TOP				
2 Kelly Johnson, L (1,4) OBP: 0.397, SLG: 0.505										6	1	3	1	0	0	3	Atlanta Braves @ Chicago Cubs Wrigley Field, Chicago, IL Fri Jun 01 2007, 1:20 PM CDT Att: 39,523 - Partly Cloudy - 75 F				
Willie Harris, L (1,7) OBP: 0.456, SLG: 0.526										6	0	3	0	0	0	4					
11 Edgar Renteria, R (1,6) OBP: 0.393, SLG: 0.517										5	2	3	0	1	0	3					
16 Brian McCann, L (1,2) OBP: 0.335, SLG: 0.432										5	1	2	1	0	0	6					
Andruw Jones, R (1,8) OBP: 0.341, SLG: 0.432										5	0	1	0	0	0	4					
7 Jeff Francoeur, R (1,9) OBP: 0.343, SLG: 0.467										5	0	2	3	0	0	2					
Scott Thorman, L (1,3) OBP: 0.266, SLG: 0.425										4	1	1	0	1	0	1					
4 Pete Orr, L (1,5) OBP: 0.244, SLG: 0.250 Chris Woodward, R (7,PH) OBP: 0.435, SLG: 0.294										3	2	2	0	0	0	1					
26 Kyle Davies, R (1,1) OBP: 0.250, SLG: 0.421 58 Peter Moylan, R (8,1)										4	1	3	1	0	0	1					
23 Matt Diaz, R (9,PH) OBP: 0.358, SLG: 0.482 Bob Wickman, R (9,1)										0	0	0	0	0	0	0					
Inning Stats	R: 1 E: 0 K: 0 S: 12	H: 3 LOB: 2 BB: 0 P: 14	R: 0 E: 0 K: 0 S: 9	H: 1 LOB: 1 BB: 0 P: 11	R: 0 E: 0 K: 0 S: 13	H: 2 LOB: 1 BB: 0 P: 20	R: 1 E: 1 K: 0 S: 13	H: 2 LOB: 2 BB: 0 P: 22	R: 5 E: 0 K: 0 S: 17	H: 5 LOB: 1 BB: 2 P: 30	R: 1 E: 0 K: 0 S: 12	H: 2 LOB: 1 BB: 0 P: 19	R: 0 E: 0 K: 0 S: 11	H: 3 LOB: 3 BB: 0 P: 16	R: 0 E: 0 K: 0 S: 6	H: 0 LOB: 0 BB: 0 P: 8	R: 0 E: 0 K: 1 S: 12	H: 2 LOB: 2 BB: 0 P: 18	1B: 14 2B: 6 3B: 0 HR: 0	SF: 0 SAC: 0 DP: 1 HBP: 0	WP: 0 PA: 48 PB: 1 SB: 0 CS: 0
PITCHER	IP WLS BF H R ER SO BB IBB HBP BLK WP HR S P ERA WHIP	5.0 L 29 13 7 6 0 2 0 0 0 0 0 64 97 10.80 3.000	2.0 11 5 1 1 0 0 0 0 0 0 0 0 23 35 4.50 2.500	2.0 8 2 0 0 1 0 0 0 0 0 0 0 18 26 0.00 1.000	PITCHER										IP WLS BF H R ER SO BB IBB HBP BLK WP HR S P ERA WHIP						

AB 46
R 8
H 20
RBI 6
BB 2
SO 1
LOB 25



Batter	1	2	3	4	5	6	7	8	9	AB	R	H	RBI	BB	SO	LOB	BOTTOM				
12 Alfonso Soriano, R (1,7) OBP: 0.340, SLG: 0.454										4	1	1	0	0	0	2	Atlanta Braves @ Chicago Cubs Wrigley Field, Chicago, IL Fri Jun 01 2007, 1:20 PM CDT Att: 39,523 - Partly Cloudy - 75 F				
2 Ryan Theriot, R (1,6) OBP: 0.335, SLG: 0.348										4	1	1	0	0	0	2					
25 Derrek Lee, R (1,3) OBP: 0.425, SLG: 0.551										3	1	3	2	0	0	0					
16 Aramis Ramirez, R (1,5) OBP: 0.343, SLG: 0.552										4	1	2	2	0	1	3					
19 Matt Murton, R (1,9) OBP: 0.339, SLG: 0.358										4	0	0	0	0	0	2					
Michael Barrett, R (1,2) OBP: 0.280, SLG: 0.412 Koyie Hill, S (6,2)										2	0	0	0	0	0	1					
Jacque Jones, L (1,8) OBP: 0.306, SLG: 0.354										3	1	1	1	1	1	0					
Mark DeRosa, R (1,4) OBP: 0.352, SLG: 0.455 37 Angel Guzman, R (8,1)										3	0	1	0	0	0	1					
29 Angel Paquin, S (9,PH) OBP: 0.362, SLG: 0.535										0	0	0	0	0	0	0					
38 Carlos Zambrano, S (1,1) OBP: 0.250, SLG: 0.417 32 Danyle Ward, L (5,PH) OBP: 0.435, SLG: 0.389 47 Scott Eyre, L (6,1) Cesar Izturis, S (8,6) OBP: 0.314, SLG: 0.310										0	0	0	0	0	0	0					
Inning Stats	R: 0 E: 0 K: 0 S: 11	H: 2 LOB: 1 BB: 0 P: 19	R: 0 E: 0 K: 1 S: 12	H: 0 LOB: 0 BB: 0 P: 16	R: 0 E: 0 K: 0 S: 8	H: 1 LOB: 1 BB: 0 P: 12	R: 1 E: 0 K: 0 S: 13	H: 2 LOB: 0 BB: 0 P: 18	R: 0 E: 0 K: 1 S: 9	H: 0 LOB: 1 BB: 1 P: 18	R: 0 E: 0 K: 1 S: 8	H: 1 LOB: 1 BB: 0 P: 14	R: 0 E: 0 K: 0 S: 7	H: 0 LOB: 0 BB: 0 P: 10	R: 3 E: 1 K: 0 S: 13	H: 2 LOB: 0 BB: 0 P: 18	R: 1 E: 0 K: 0 S: 9	H: 2 LOB: 0 BB: 0 P: 14	1B: 7 2B: 0 3B: 0 HR: 3	SF: 1 SAC: 1 DP: 3 HBP: 0	WP: 1 PA: 36 PB: 0 SB: 1 CS: 0
PITCHER	IP WLS BF H R ER SO BB IBB HBP BLK WP HR S P ERA WHIP	7.0 W 26 6 1 1 2 1 0 0 0 0 1 68 107 1.29 1.000	1.0 6 2 3 0 0 0 0 0 0 0 0 0 13 18 0.00 2.000	1.0 4 2 1 1 0 0 0 0 0 0 0 0 9 14 9.00 2.000	PITCHER										IP WLS BF H R ER SO BB IBB HBP BLK WP HR S P ERA WHIP						



Batter	1	2	3	4	5	6	7	8	9	AB	R	H	RBI	BB	SO	LOB	TOP					
2 Kelly Johnson, L (1,4) OBP: 0.399, SLG: 0.505	1-1 CS 1B		0-1 F7			1-2 1B		2-3 K		4	0	2	0	0	1	1						
19 Yunel Escobar, R (1,5) OBP: 0.250, SLG: 0.375	0-3 SAFE K			1-3 K		3-1 G3		1-1 G6-3		4	0	0	0	0	2	2						
11 Edgar Renteria, R (1,6) OBP: 0.394, SLG: 0.519	3-3 K			2-3 K			3-2 7 FC5-4 1B		1-1 G6-3	3	0	1	0	0	2	1						
4 Pete Orr, L (7, PR) OBP: 0.238, SLG: 0.244	1-2 K								0-0 7 G5-3 1B	1	0	0	0	0	0	0						
Andruw Jones, R (1,8) OBP: 0.338, SLG: 0.440		0-3 SAFE K		2-3 K			1-1 P6		0-0 7 G5-3 1B	4	0	1	0	0	2	1						
7 Jeff Francoeur, R (1,9) OBP: 0.336, SLG: 0.455	1-0 16 G1-6-3 1B				2-3 K		0-1 FC5-4 16 1B 23 1B 1-2		0-0 G5-3	4	1	1	0	0	1	2						
16 Brian McCann, L (1,2) OBP: 0.333, SLG: 0.428	2-0 G1-6-3 1-2				1-1 F8		3-1 23 1B 1B		0-3 K2-3	4	0	1	0	0	1	2						
23 Matt Diaz, R (1,7) OBP: 0.354, SLG: 0.479			1-1 P4		2-0 F8		1-2 1B			3	0	1	1	0	0	0						
Scott Thorman, L (1,3) OBP: 0.263, SLG: 0.411			0-3 K			3-2 G6-3	0-0 P4			3	0	0	0	0	1	2						
Macay McBride, L (7, 1)										0	0	0	0	0	0	0						
58 Peter Moylan, R (8, 1)										0	0	0	0	0	0	0						
40 Lance Cormier, R (1, 1)										0	0	0	0	1	0	0						
Oscar Villarreal, L (5, 1)										0	0	0	0	0	0	0						
Chris Woodward, R (6, PH) OBP: 0.250, SLG: 0.250										1	0	0	0	0	0	0						
54 Chad Paronto, R (6, 1)										0	0	0	0	0	0	0						
Jarrod Saltalamacchia, S (7, 3) OBP: 0.357, SLG: 0.379										1	0	0	0	0	0	0						
Inning Stats	R: 0 E: 0 K: 2 S: 8	H: 1 LOB: 1 BB: 0 P: 12	R: 0 E: 0 K: 1 S: 5	H: 1 LOB: 0 BB: 0 P: 8	R: 0 E: 0 K: 1 S: 8	H: 0 LOB: 1 BB: 1 P: 13	R: 0 E: 0 K: 3 S: 11	H: 0 LOB: 0 BB: 0 P: 16	R: 0 E: 0 K: 1 S: 6	H: 0 LOB: 0 BB: 0 P: 11	R: 0 E: 0 K: 0 S: 10	H: 1 LOB: 1 BB: 0 P: 18	R: 1 E: 0 K: 0 S: 14	H: 3 LOB: 2 BB: 0 P: 22	R: 0 E: 0 K: 1 S: 7	H: 0 LOB: 0 BB: 0 P: 10	R: 0 E: 0 K: 1 S: 7	H: 1 LOB: 1 BB: 0 P: 8	1B: 7 2B: 1 3B: 0 HR: 0	SF: 0 SAC: 0 DP: 2 HBP: 0	WP: 0 PB: 0 SB: 0 CS: 1	PA: 33
PITCHER	IP	WLS	BF	H	R	ER	SO	BB	IBB	HBP	BLK	WP	HR	S	P	ERA	WHIP					
45 Sean Marshall, L (1, 1) ERA: 2.25	6.2	W	25	6	1	1	8	1	0	0	0	0	0	61	99	1.35	1.050					
49 Carlos Marmol, R (7, 1) ERA:	1.1		4	0	0	0	1	0	0	0	0	0	0	8	11	0.00	0.000					
46 Ryan Dempster, R (9, 1) ERA: 3.65	1.0		4	1	0	0	1	0	0	0	0	0	0	7	8	0.00	1.000					

Atlanta Braves @ Chicago Cubs
Wrigley Field, Chicago, IL
Sun Jun 03 2007, 1:20 PM CDT
Att: 40,155 - Cloudy - 73 F

AB 32
R 1
H 7
RBI 1
BB 1
SO 10
LOB 11



Batter	1	2	3	4	5	6	7	8	9	AB	R	H	RBI	BB	SO	LOB	BOTTOM					
12 Alfonso Soriano, R (1,7) OBP: 0.347, SLG: 0.495	0-1 G1-3	1-2 HR			1-0 20 2B 3B	2-2 F8		0-1 1B		5	2	3	1	0	0	0						
46 Ryan Dempster, R (9, 1)								1-2 2-3 1B		0	0	0	0	0	0	0						
20 Felix Pie, L (1,8) OBP: 0.255, SLG: 0.407	1-0 16 1B 25 1B HR	1-0 G1-3			2-2 25 1B 1B		2-3 K	2-3 K		5	2	2	1	0	2	3						
25 Derrek Lee, R (1,3) OBP: 0.424, SLG: 0.557	3-1 16 1B HR		3-2 HR		0-2 1B SF7 1B		2-3 K	1-3 K		5	3	3	1	0	2	3						
16 Aramis Ramirez, R (1,5) OBP: 0.358, SLG: 0.555	2-0 1B	2-0 1B	4-2 BB		0-2 P4		0-0 1B			3	0	2	0	1	0	2						
Jacque Jones, L (1,9) OBP: 0.309, SLG: 0.352	0-1 HR		0-1 G6-3		2-1 2 FC6-4 1B		2-3 K			4	1	2	1	0	1	2						
Mark DeRosa, R (1,4) OBP: 0.347, SLG: 0.467	3-2 HR		1-2 G5-3		1-2 SF7			1-0 G3		3	1	1	5	0	0	0						
2 Ryan Theriot, R (1,6) OBP: 0.330, SLG: 0.337	3-2 G4-3			0-1 F8	3-2 FC6-4			4-0 29 FC3 29 HBP E BB		3	1	0	0	1	0	1						
Koyie Hill, S (1,2) OBP: 0.200, SLG: 0.111		1-3 K		1-0 F8		3-1 F9		2-1 12 1B 29 E HBP		3	0	0	0	1	0							
45 Sean Marshall, L (1, 1)		3-2 G4-3		1-1 G6-3		1-3 K		1-0 FC3 12 1B		3	0	0	0	0	1	0						
49 Carlos Marmol, R (7, 1)										0	0	0	0	0	0	0						
29 Angel Pagán, S (6, PH) OBP: 0.365, SLG: 0.532								1-2 2H		1	0	0	0	0	0	1						
Inning Stats	R: 4 E: 0 K: 0 S: 14	H: 5 LOB: 0 BB: 0 P: 26	R: 1 E: 0 K: 1 S: 12	H: 1 LOB: 0 BB: 0 P: 18	R: 1 E: 0 K: 0 S: 14	H: 1 LOB: 0 BB: 1 P: 22	R: 0 E: 0 K: 0 S: 5	H: 0 LOB: 0 BB: 0 P: 7	R: 3 E: 0 K: 0 S: 22	H: 4 LOB: 1 BB: 0 P: 28	R: 0 E: 0 K: 1 S: 8	H: 0 LOB: 0 BB: 0 P: 14	R: 0 E: 0 K: 3 S: 13	H: 1 LOB: 1 BB: 0 P: 19	R: 1 E: 1 K: 2 S: 12	H: 1 LOB: 3 BB: 1 P: 23	R: 1 E: 1 K: 2 S: 12	H: 1 LOB: 3 BB: 1 P: 23	1B: 8 2B: 1 3B: 1 HR: 3	SF: 1 SAC: 0 DP: 1 HBP: 1	WP: 0 PB: 0 SB: 0 CS: 0	PA: 39
PITCHER	IP	WLS	BF	H	R	ER	SO	BB	IBB	HBP	BLK	WP	HR	S	P	ERA	WHIP					
40 Lance Cormier, R (1, 1) ERA: 18.0	4.0	L	20	9	8	8	1	1	0	0	0	0	0	14	17	9.00	2.000					
Oscar Villarreal, R (5, 1) ERA: 3.58	1.0		5	2	1	1	0	0	0	0	0	0	0	8	14	0.00	0.000					
54 Chad Paronto, R (6, 1) ERA: 7.4	1.0		3	0	0	0	1	0	0	0	0	0	0	13	19	0.00	1.000					
Macay McBride, L (7, 1) ERA: 4.5	1.0		4	1	0	0	3	0	0	0	0	0	0	13	19	0.00	1.000					
58 Peter Moylan, R (8, 1) ERA: 2.75	1.0		7	1	1	1	2	1	0	1	0	0	0	12	23	9.00	2.000					

Atlanta Braves @ Chicago Cubs
Wrigley Field, Chicago, IL
Sun Jun 03 2007, 1:20 PM CDT
Att: 40,155 - Cloudy - 73 F

AB 35
R 10
H 13
RBI 9
BB 2
SO 7
LOB 12



Batter	1	2	3	4	5	6	7	8	9	AB	R	H	RBI	BB	SO	LOB	TOP								
4 Alfredo Amezaga, S OBP: 0.302, SLG: 0.329										4	1	0	0	1	1	1	Florida Marlins @ Atlanta Braves Turner Field, Atlanta, GA Mon Jun 04 2007, 7:05 PM EDT Att: 22,175 - Partly Cloudy - 86 F								
6 Dan Uggla, R OBP: 0.333, SLG: 0.549										4	2	2	1	0	1	0									
2 Hanley Ramirez, R OBP: 0.383, SLG: 0.500										3	1	1	0	1	1	0									
Miguel Cabrera, R OBP: 0.390, SLG: 0.563										3	1	1	1	0	1	1									
27 Jeremy Hermida, L OBP: 0.318, SLG: 0.416										4	0	1	1	0	1	2									
8 Aaron Boone, R OBP: 0.374, SLG: 0.401										4	0	1	2	0	1	1									
Miguel Olivo, R OBP: 0.249, SLG: 0.348										4	0	0	0	0	1	1									
61 Reggie Abercrombie, R OBP: 0.255, SLG: 0.333										4	1	1	0	0	0	1									
Wes Obermueller, R Joe Borchardt, S 57 Taylor Tankersley, L 22 Matt Lindstrom, R Armando Benitez, R Todd Linden, S Kevin Gregg, R										1	0	0	0	0	0	0									
Inning Stats	R: 0 E: 0 K: 2 S: 7	H: 0 LOB: 0 BB: 0 P: 12	R: 1 E: 0 K: 0 S: 10	H: 2 LOB: 1 BB: 0 P: 15	R: 1 E: 1 K: 1 S: 12	H: 2 LOB: 1 BB: 0 P: 21	R: 0 E: 0 K: 1 S: 6	H: 0 LOB: 0 BB: 0 P: 10	R: 4 E: 1 K: 1 S: 19	H: 3 LOB: 2 BB: 2 P: 33	R: 0 E: 0 K: 0 S: 7	H: 0 LOB: 1 BB: 0 P: 16	R: 0 E: 0 K: 1 S: 5	H: 0 LOB: 0 BB: 0 P: 6	R: 0 E: 0 K: 1 S: 6	H: 0 LOB: 0 BB: 0 P: 11		R: 0 E: 0 K: 0 S: 8	H: 0 LOB: 0 BB: 0 P: 15	1B: 5 2B: 1 3B: 1 HR: 0	SF: 1 SAC: 1 DP: 0 HBP: 0	WP: 1 PB: 0 CS: 0	PA: 37		
PITCHER	IP WLS BF H R ER SO BB IBB HBP BLK WP HR S P ERA WHIP	IP WLS BF H R ER SO BB IBB HBP BLK WP HR S P ERA WHIP	IP WLS BF H R ER SO BB IBB HBP BLK WP HR S P ERA WHIP	IP WLS BF H R ER SO BB IBB HBP BLK WP HR S P ERA WHIP	IP WLS BF H R ER SO BB IBB HBP BLK WP HR S P ERA WHIP	IP WLS BF H R ER SO BB IBB HBP BLK WP HR S P ERA WHIP	IP WLS BF H R ER SO BB IBB HBP BLK WP HR S P ERA WHIP	IP WLS BF H R ER SO BB IBB HBP BLK WP HR S P ERA WHIP	IP WLS BF H R ER SO BB IBB HBP BLK WP HR S P ERA WHIP	IP WLS BF H R ER SO BB IBB HBP BLK WP HR S P ERA WHIP	IP WLS BF H R ER SO BB IBB HBP BLK WP HR S P ERA WHIP	IP WLS BF H R ER SO BB IBB HBP BLK WP HR S P ERA WHIP	IP WLS BF H R ER SO BB IBB HBP BLK WP HR S P ERA WHIP	IP WLS BF H R ER SO BB IBB HBP BLK WP HR S P ERA WHIP	IP WLS BF H R ER SO BB IBB HBP BLK WP HR S P ERA WHIP	IP WLS BF H R ER SO BB IBB HBP BLK WP HR S P ERA WHIP	IP WLS BF H R ER SO BB IBB HBP BLK WP HR S P ERA WHIP	IP WLS BF H R ER SO BB IBB HBP BLK WP HR S P ERA WHIP	IP WLS BF H R ER SO BB IBB HBP BLK WP HR S P ERA WHIP	IP WLS BF H R ER SO BB IBB HBP BLK WP HR S P ERA WHIP	IP WLS BF H R ER SO BB IBB HBP BLK WP HR S P ERA WHIP	IP WLS BF H R ER SO BB IBB HBP BLK WP HR S P ERA WHIP	IP WLS BF H R ER SO BB IBB HBP BLK WP HR S P ERA WHIP	IP WLS BF H R ER SO BB IBB HBP BLK WP HR S P ERA WHIP	IP WLS BF H R ER SO BB IBB HBP BLK WP HR S P ERA WHIP

AB	32
R	6
H	7
RBI	5
BB	3
SO	7
LOB	7



Batter	1	2	3	4	5	6	7	8	9	AB	R	H	RBI	BB	SO	LOB	BOTTOM								
2 Kelly Johnson, L OBP: 0.391, SLG: 0.493										5	0	0	0	0	3	3	Florida Marlins @ Atlanta Braves Turner Field, Atlanta, GA Mon Jun 04 2007, 7:05 PM EDT Att: 22,175 - Partly Cloudy - 86 F								
Willie Harris, L OBP: 0.452, SLG: 0.518										5	1	1	0	0	2	1									
11 Edgar Renteria, R OBP: 0.390, SLG: 0.525										5	1	1	1	0	1	1									
16 Brian McCann, L OBP: 0.340, SLG: 0.433										5	0	3	1	0	0	0									
Andrew Jones, R OBP: 0.340, SLG: 0.443										3	0	1	0	1	0	2									
7 Jeff Francoeur, R OBP: 0.339, SLG: 0.451										2	0	0	0	2	0	2									
Scott Thorman, L OBP: 0.256, SLG: 0.400										4	0	0	0	0	2	3									
19 Yunel Escobar, R OBP: 0.500, SLG: 0.917										4	2	4	1	0	0	0									
15 Tim Hudson, R Chris Woodward, R 58 Peter Moylan, R Jarrod Saltalamacchia, S 54 Chad Paronto, R										2	0	2	1	0	0	0									
Inning Stats	R: 1 E: 0 K: 1 S: 12	H: 2 LOB: 1 BB: 0 P: 14	R: 1 E: 0 K: 1 S: 9	H: 2 LOB: 1 BB: 1 P: 15	R: 0 E: 0 K: 0 S: 11	H: 2 LOB: 2 BB: 0 P: 17	R: 1 E: 0 K: 2 S: 15	H: 2 LOB: 1 BB: 0 P: 22	R: 0 E: 0 K: 1 S: 11	H: 0 LOB: 1 BB: 2 P: 24	R: 0 E: 0 K: 0 S: 4	H: 1 LOB: 0 BB: 0 P: 6	R: 0 E: 0 K: 2 S: 11	H: 1 LOB: 1 BB: 0 P: 17	R: 0 E: 0 K: 0 S: 6	H: 1 LOB: 0 BB: 0 P: 10		R: 1 E: 0 K: 1 S: 9	H: 1 LOB: 0 BB: 0 P: 15	1B: 6 2B: 5 3B: 0 HR: 2	SF: 0 SAC: 0 DP: 2 HBP: 0	WP: 0 PB: 0 CS: 0	PA: 40		
PITCHER	IP WLS BF H R ER SO BB IBB HBP BLK WP HR S P ERA WHIP	IP WLS BF H R ER SO BB IBB HBP BLK WP HR S P ERA WHIP	IP WLS BF H R ER SO BB IBB HBP BLK WP HR S P ERA WHIP	IP WLS BF H R ER SO BB IBB HBP BLK WP HR S P ERA WHIP	IP WLS BF H R ER SO BB IBB HBP BLK WP HR S P ERA WHIP	IP WLS BF H R ER SO BB IBB HBP BLK WP HR S P ERA WHIP	IP WLS BF H R ER SO BB IBB HBP BLK WP HR S P ERA WHIP	IP WLS BF H R ER SO BB IBB HBP BLK WP HR S P ERA WHIP	IP WLS BF H R ER SO BB IBB HBP BLK WP HR S P ERA WHIP	IP WLS BF H R ER SO BB IBB HBP BLK WP HR S P ERA WHIP	IP WLS BF H R ER SO BB IBB HBP BLK WP HR S P ERA WHIP	IP WLS BF H R ER SO BB IBB HBP BLK WP HR S P ERA WHIP	IP WLS BF H R ER SO BB IBB HBP BLK WP HR S P ERA WHIP	IP WLS BF H R ER SO BB IBB HBP BLK WP HR S P ERA WHIP	IP WLS BF H R ER SO BB IBB HBP BLK WP HR S P ERA WHIP	IP WLS BF H R ER SO BB IBB HBP BLK WP HR S P ERA WHIP	IP WLS BF H R ER SO BB IBB HBP BLK WP HR S P ERA WHIP	IP WLS BF H R ER SO BB IBB HBP BLK WP HR S P ERA WHIP	IP WLS BF H R ER SO BB IBB HBP BLK WP HR S P ERA WHIP	IP WLS BF H R ER SO BB IBB HBP BLK WP HR S P ERA WHIP	IP WLS BF H R ER SO BB IBB HBP BLK WP HR S P ERA WHIP	IP WLS BF H R ER SO BB IBB HBP BLK WP HR S P ERA WHIP	IP WLS BF H R ER SO BB IBB HBP BLK WP HR S P ERA WHIP	IP WLS BF H R ER SO BB IBB HBP BLK WP HR S P ERA WHIP	IP WLS BF H R ER SO BB IBB HBP BLK WP HR S P ERA WHIP



Batter	1	2	3	4	5	6	7	8	9	AB	R	H	RBI	BB	SO	LOB	TOP								
4 Alfredo Amezaga, S OBP: 0.307, SLG: 0.329										3	0	1	0	1	1	1									
6 Dan Uggla, R OBP: 0.348, SLG: 0.540										4	0	0	0	0	2	3									
2 Hanley Ramirez, R OBP: 0.361, SLG: 0.493										3	0	0	0	1	1	2									
Miguel Cabrera, R OBP: 0.385, SLG: 0.556										3	0	0	0	0	0	1									
14 Josh Willingham, R OBP: 0.373, SLG: 0.468										3	0	0	0	0	1	1									
77 Henry Owens, R										0	0	0	0	0	0	0									
27 Jeremy Hermida, L OBP: 0.319, SLG: 0.405										2	0	0	0	1	1	0									
Miguel Olivo, R OBP: 0.245, SLG: 0.343										3	0	0	0	0	0	1									
8 Aaron Boone, R OBP: 0.380, SLG: 0.424										2	1	1	1	0	1	0									
52 Sergio Mitre, R OBP: 0.133, SLG: 0.200										1	0	0	0	0	1	0									
32 Justin Miller, R										0	0	0	0	0	0	0									
37 Renyel Pinto, L										0	0	0	0	0	0	0									
Joe Borchard, S OBP: 0.292, SLG: 0.331										1	0	0	0	0	0	0									
Inning Stats	R: 0 E: 0 K: 0 S: 4	H: 0 LOB: 0 BB: 1 P: 11	R: 0 E: 0 K: 2 S: 9	H: 0 LOB: 0 BB: 0 P: 13	R: 1 E: 0 K: 2 S: 10	H: 1 LOB: 0 BB: 0 P: 15	R: 0 E: 0 K: 0 S: 7	H: 0 LOB: 0 BB: 0 P: 8	R: 0 E: 0 K: 0 S: 11	H: 0 LOB: 0 BB: 1 P: 17	R: 0 E: 0 K: 1 S: 7	H: 0 LOB: 0 BB: 0 P: 15	R: 0 E: 0 K: 0 S: 6	H: 0 LOB: 0 BB: 1 P: 13	R: 0 E: 0 K: 1 S: 8	H: 0 LOB: 0 BB: 0 P: 10	R: 0 E: 0 K: 2 S: 10	H: 1 LOB: 1 BB: 0 P: 17	1B: 1 2B: 0 3B: 0 HR: 1	SF: 0 SAC: 1 DP: 1 HBP: 1	WP: 0 PB: 0 SB: 1 CS: 2	PA: 31			
PITCHER	IP	WLS	BF	H	R	ER	SO	BB	IBB	HBP	BLK	WP	HR	S	P	ERA	WHIP								
38 Buddy Carlyle, R ERA: 4.5	7.0	W	23	1	1	1	5	3	0	1	0	0	1	54	92	1.29	0.571								
39 Rafael Soriano, R ERA: 2.42	1.0	H	3	0	0	0	1	0	0	0	0	0	0	8	10	0.00	0.000								
Bob Wickman, R ERA: 2.79	1.0	S	4	1	0	0	2	0	0	0	0	0	0	10	17	0.00	1.000								

Florida Marlins @ Atlanta Braves
Turner Field, Atlanta, GA
Tue Jun 05 2007, 2:35 PM EDT
Att: 20,863 - Cloudy - 81 F

AB 25
R 1
H 2
RBI 1
BB 3
SO 8
LOB 9



Batter	1	2	3	4	5	6	7	8	9	AB	R	H	RBI	BB	SO	LOB	BOTTOM									
Willie Harris, L OBP: 0.433, SLG: 0.494										4	0	0	0	0	1	1										
19 Yunel Escobar, R OBP: 0.438, SLG: 0.750										4	0	1	0	0	0	1										
11 Edgar Renteria, R OBP: 0.384, SLG: 0.516										4	0	0	0	0	1	1										
Andrew Jones, R OBP: 0.335, SLG: 0.435										4	0	0	0	0	1	0										
7 Jeff Francoeur, R OBP: 0.345, SLG: 0.461										4	1	3	0	0	0	0										
Scott Thorman, L OBP: 0.257, SLG: 0.399										3	0	1	0	0	0	1										
Jarrold Saltalamacchia, S OBP: 0.370, SLG: 0.488										3	1	2	2	0	0	2										
4 Pete Orr, L OBP: 0.227, SLG: 0.233										2	0	0	0	0	0	3										
Chris Woodward, R OBP: 0.287, SLG: 0.338										1	1	1	1	0	0	0										
38 Buddy Carlyle, L										1	0	0	0	0	0	0										
23 Matt Diaz, R OBP: 0.352, SLG: 0.475										1	0	0	0	0	1	0										
39 Rafael Soriano, R										0	0	0	0	0	0	0										
Bob Wickman, R										0	0	0	0	0	0	0										
Inning Stats	R: 0 E: 0 K: 2 S: 8	H: 2 LOB: 2 BB: 0 P: 13	R: 0 E: 0 K: 1 S: 11	H: 2 LOB: 0 BB: 0 P: 17	R: 0 E: 0 K: 0 S: 7	H: 1 LOB: 1 BB: 0 P: 10	R: 0 E: 0 K: 0 S: 4	H: 0 LOB: 0 BB: 0 P: 6	R: 0 E: 0 K: 0 S: 8	H: 1 LOB: 1 BB: 0 P: 12	R: 0 E: 0 K: 0 S: 8	H: 0 LOB: 0 BB: 0 P: 12	R: 3 E: 1 K: 1 S: 17	H: 3 LOB: 1 BB: 0 P: 24	R: 0 E: 0 K: 0 S: 6	H: 1 LOB: 1 BB: 0 P: 12	R: 0 E: 0 K: 2 S: 8	H: 4 LOB: 2 BB: 0 HR: 2	SF: 0 SAC: 1 DP: 0 HBP: 0	WP: 0 PB: 0 SB: 0 CS: 0	PA: 32					
PITCHER	IP	WLS	BF	H	R	ER	SO	BB	IBB	HBP	BLK	WP	HR	S	P	ERA	WHIP									
52 Sergio Mitre, R ERA: 1.59	5.0		19	4	0	0	3	0	0	0	0	0	0	13	19	9.00	1.000									
32 Justin Miller, R ERA: 5.19	1.0	H	4	1	1	1	0	0	0	0	0	0	0	4	7	54.00	6.000									
37 Renyel Pinto, L ERA: 4.91	0.1	L	3	2	2	2	0	0	0	0	0	0	0	2	14	22	0.00	0.600								
77 Henry Owens, R ERA: 2.11	1.2		6	1	0	0	1	0	0	0	0	0	0	14	22	0.00	0.600									

Florida Marlins @ Atlanta Braves
Turner Field, Atlanta, GA
Tue Jun 05 2007, 2:35 PM EDT
Att: 20,863 - Cloudy - 81 F

AB 31
R 3
H 8
RBI 3
BB 0
SO 4
LOB 9



Batter	1	2	3	4	5	6	7	8	9	AB	R	H	RBI	BB	SO	LOB	TOP					
4 Alfredo Amezaga, S OBP: 0.304, SLG: 0.325	B3		G3-1			F7		FC3-6 1B	G3-1	5	1	1	0	0	0	2						
6 Dan Uggla, R OBP: 0.347, SLG: 0.533	F7		K			F8		FC3-6 BB		3	0	0	0	1	1							
2 Hanley Ramirez, R OBP: 0.379, SLG: 0.494	F9					P4		FC3-6 1B		4	2	1	0	0	0	2						
Miguel Cabrera, R OBP: 0.389, SLG: 0.571 Jason Wood, R OBP: 0.371, SLG: 0.419	HR		G6-3			G6-3		G1-6-3 1B		3	1	2	1	0	0	1						
14 Josh Willingham, R OBP: 0.371, SLG: 0.471	F9		SF8			SF8		F7		3	0	1	1	0	0	1						
8 Aaron Boone, R OBP: 0.371, SLG: 0.413	F8		G6-3			G1-6-3		F7		4	0	0	1	0	0	2						
Joe Borchard, S OBP: 0.291, SLG: 0.324	K		G3			G3		F7		3	0	0	0	1	1	0						
20 Matt Treanor, R OBP: 0.302, SLG: 0.289	G3-1 1B		F7			F7		F8		4	0	2	0	0	0	3						
56 Rick Van Den Hurk, R 57 Taylor Tankersley, L 22 Matt Lindstrom, R Armando Benitez, L 27 Jeremy Hermida, L Kevin Gregg, R	K		K			K		G6-3		3	0	0	0	0	2	4						
Inning Stats	R: 0 E: 0 K: 0 S: 5	H: 0 LOB: 0 BB: 0 P: 8	R: 1 E: 0 K: 1 S: 10	H: 1 LOB: 0 BB: 0 P: 14	R: 0 E: 0 K: 2 S: 11	H: 1 LOB: 1 BB: 0 P: 17	R: 1 E: 0 K: 0 S: 8	H: 1 LOB: 0 BB: 0 P: 12	R: 0 E: 0 K: 1 S: 7	H: 0 LOB: 0 BB: 0 P: 9	R: 0 E: 0 K: 0 S: 6	H: 0 LOB: 0 BB: 0 P: 13	R: 1 E: 0 K: 0 S: 9	H: 2 LOB: 3 BB: 1 P: 17	R: 2 E: 0 K: 0 S: 11	H: 2 LOB: 1 BB: 1 P: 15	R: 0 E: 0 K: 0 S: 11	H: 1 LOB: 1 BB: 0 P: 18	1B: 4 2B: 3 3B: 0 HR: 1	SF: 1 SAC: 0 DP: 0 HBP: 0	WP: 0 PB: 0 SB: 1 CS: 0	PA: 37
PITCHER	IP	WLS	BF	H	R	ER	SO	BB	IBB	HBP	BLK	WP	HR	S	P	ERA	WHIP					
29 John Smoltz, R ERA: 2.93	6.0	L	21	3	2	2	4	0	0	0	0	0	1	47	73	3.00	0.500					
58 Peter Moylan, R ERA: 2.76	1.0		6	2	1	1	0	0	1	0	0	0	0	9	17	9.00	2.000					
Oscar Villarreal, R ERA: 4.08	1.0		6	2	2	2	0	1	0	0	0	0	0	11	15	18.00	3.000					
48 Blaine Boyer, R ERA:	1.0		4	1	0	0	0	0	0	0	0	0	0	11	18	0.00	1.000					

Florida Marlins @ Atlanta Braves
Turner Field, Atlanta, GA
Tue Jun 05 2007, 7:35 PM EDT
Att: 27,072 - Partly Cloudy - 79 F

AB 34
R 5
H 8
RBI 5
BB 2
SO 4
LOB 17



Batter	1	2	3	4	5	6	7	8	9	AB	R	H	RBI	BB	SO	LOB	BOTTOM				
2 Kelly Johnson, L OBP: 0.389, SLG: 0.488	G6-3		G4-3			F7		19 G5-3 1B		4	0	1	1	0	0	0					
19 Yunel Escobar, R OBP: 0.344, SLG: 0.700	F8		F9			F9		G5-3		4	0	1	0	0	0	2					
11 Edgar Renteria, R OBP: 0.386, SLG: 0.511	F9					BB		F8		2	0	0	0	2	0	2					
16 Brian McCann, L OBP: 0.333, SLG: 0.423	K2-3		G4-3			G3		F8		4	0	0	0	0	1	3					
Andruw Jones, R OBP: 0.329, SLG: 0.427	L6					P6		F8		4	0	0	0	0	0	2					
7 Jeff Francoeur, R OBP: 0.344, SLG: 0.455	K					K		BB		3	0	0	0	1	3	2					
Scott Thorman, L OBP: 0.251, SLG: 0.389	F8		F8			P3		F9		4	0	0	0	0	0	1					
23 Matt Diaz, R OBP: 0.351, SLG: 0.472	F9		F9			F8		2 BB 1B		3	1	1	0	0	0	0					
29 John Smoltz, R 4 Pedro Martinez, R 58 Peter Moylan, R Oscar Villarreal, L Willie Harris, L 48 Blaine Boyer, R	K		K			G4-3		19 G5-3 2 BB		1	0	0	0	0	1	0					
Inning Stats	R: 0 E: 0 K: 0 S: 7	H: 0 LOB: 0 BB: 0 P: 10	R: 0 E: 0 K: 2 S: 10	H: 0 LOB: 0 BB: 0 P: 12	R: 0 E: 0 K: 1 S: 10	H: 0 LOB: 0 BB: 0 P: 14	R: 0 E: 0 K: 0 S: 8	H: 0 LOB: 1 BB: 1 P: 15	R: 0 E: 0 K: 1 S: 11	H: 0 LOB: 0 BB: 0 P: 11	R: 0 E: 0 K: 0 S: 11	H: 0 LOB: 2 BB: 1 P: 17	R: 1 E: 0 K: 0 S: 11	H: 2 LOB: 2 BB: 1 P: 18	R: 0 E: 0 K: 0 S: 5	H: 0 LOB: 1 BB: 1 P: 9	1B: 2 2B: 1 3B: 0 HR: 0	SF: 0 SAC: 0 DP: 0 HBP: 0	WP: 0 PB: 0 SB: 0 CS: 0	PA: 34	
PITCHER	IP	WLS	BF	H	R	ER	SO	BB	IBB	HBP	BLK	WP	HR	S	P	ERA	WHIP				
56 Rick Van Den Hurk, R ERA: 5.89	0.1	H	1	0	0	0	0	0	0	0	0	0	0	2	2	0.00	0.000				
22 Matt Lindstrom, R ERA: 0.69	0.2	H	2	0	0	0	1	0	0	0	0	0	0	5	6	0.00	0.000				
Armando Benitez, R ERA: 4.22	1.0		6	2	1	1	0	1	0	0	0	0	0	11	18	9.00	3.000				
Kevin Gregg, R ERA: 2.08	1.0		4	0	0	0	0	1	0	0	0	0	0	5	9	0.00	1.000				

Florida Marlins @ Atlanta Braves
Turner Field, Atlanta, GA
Tue Jun 05 2007, 7:35 PM EDT
Att: 27,072 - Partly Cloudy - 79 F

AB 30
R 1
H 3
RBI 1
BB 4
SO 5
LOB 12



Batter	1	2	3	4	5	6	7	8	9	AB	R	H	RBI	BB	SO	LOB	TOP				
12 Alfonso Soriano, R OBP: 0.361, SLG: 0.523										3	1	2	1	1	0	0	Chicago Cubs @ Atlanta Braves Turner Field, Atlanta, GA Thu Jun 07 2007, 7:35 PM EDT Att: 32,902 - Partly Cloudy - 86 F				
20 Felix Pie, L OBP: 0.284, SLG: 0.466										4	0	1	1	0	0	4					
25 Derrek Lee, R OBP: 0.407, SLG: 0.519										3	0	0	0	1	1	0					
19 Matt Murton, R OBP: 0.344, SLG: 0.351										3	0	1	0	1	1	2					
29 Angel Pagán, S OBP: 0.285, SLG: 0.532										0	0	0	0	0	0	0					
Michael Barrett, R OBP: 0.293, SLG: 0.400										4	0	0	0	0	1	4					
Mark DeRosa, R OBP: 0.339, SLG: 0.448										4	0	0	0	0	0	2					
2 Ryan Theriot, R OBP: 0.335, SLG: 0.350										4	1	1	0	0	0	0					
Cesar Izturis, S OBP: 0.305, SLG: 0.295										3	0	1	0	1	0	0					
53 Rich Hill, L OBP: 0.111, SLG: 0.154										2	0	0	0	0	2	2					
15 Cliff Floyd, L OBP: 0.364, SLG: 0.423										1	0	0	0	0	0	0					
46 Ryan Dempster, R OBP: 0.305, SLG: 0.295										0	0	0	0	0	0	0					
Inning Stats	R: 1 E: 0 K: 1 S: 13	H: 2 LOB: 1 BB: 1 P: 20	R: 1 E: 0 K: 1 S: 14	H: 3 LOB: 2 BB: 0 P: 19	R: 0 E: 0 K: 1 S: 8	H: 0 LOB: 0 BB: 0 P: 9	R: 0 E: 0 K: 0 S: 7	H: 0 LOB: 0 BB: 0 P: 11	R: 0 E: 0 K: 1 S: 7	H: 1 LOB: 1 BB: 0 P: 15	R: 0 E: 0 K: 0 S: 11	H: 0 LOB: 2 BB: 2 P: 20	R: 0 E: 0 K: 1 S: 7	H: 0 LOB: 1 BB: 1 P: 12	R: 0 E: 0 K: 0 S: 7	H: 0 LOB: 0 BB: 0 P: 10	1B: 5 2B: 0 3B: 1 HR: 0	SF: 0 SAC: 1 DP: 1 HBP: 0	WP: 0 PB: 0 SB: 0 CS: 0	PA: 36	
PITCHER	IP WLS BF H R ER SO BB IBB HBP BLK WP HR S P ERA WHIP	IP WLS BF H R ER SO BB IBB HBP BLK WP HR S P ERA WHIP	IP WLS BF H R ER SO BB IBB HBP BLK WP HR S P ERA WHIP	IP WLS BF H R ER SO BB IBB HBP BLK WP HR S P ERA WHIP	IP WLS BF H R ER SO BB IBB HBP BLK WP HR S P ERA WHIP	IP WLS BF H R ER SO BB IBB HBP BLK WP HR S P ERA WHIP	IP WLS BF H R ER SO BB IBB HBP BLK WP HR S P ERA WHIP	IP WLS BF H R ER SO BB IBB HBP BLK WP HR S P ERA WHIP	IP WLS BF H R ER SO BB IBB HBP BLK WP HR S P ERA WHIP	IP WLS BF H R ER SO BB IBB HBP BLK WP HR S P ERA WHIP	IP WLS BF H R ER SO BB IBB HBP BLK WP HR S P ERA WHIP	IP WLS BF H R ER SO BB IBB HBP BLK WP HR S P ERA WHIP	IP WLS BF H R ER SO BB IBB HBP BLK WP HR S P ERA WHIP	IP WLS BF H R ER SO BB IBB HBP BLK WP HR S P ERA WHIP	IP WLS BF H R ER SO BB IBB HBP BLK WP HR S P ERA WHIP	IP WLS BF H R ER SO BB IBB HBP BLK WP HR S P ERA WHIP	IP WLS BF H R ER SO BB IBB HBP BLK WP HR S P ERA WHIP	IP WLS BF H R ER SO BB IBB HBP BLK WP HR S P ERA WHIP	IP WLS BF H R ER SO BB IBB HBP BLK WP HR S P ERA WHIP	IP WLS BF H R ER SO BB IBB HBP BLK WP HR S P ERA WHIP	IP WLS BF H R ER SO BB IBB HBP BLK WP HR S P ERA WHIP

AB	31
R	2
H	6
RBI	2
BB	4
SO	5
LOB	14



Batter	1	2	3	4	5	6	7	8	9	AB	R	H	RBI	BB	SO	LOB	BOTTOM					
2 Kelly Johnson, L OBP: 0.387, SLG: 0.477										3	0	0	0	1	1	0	Chicago Cubs @ Atlanta Braves Turner Field, Atlanta, GA Thu Jun 07 2007, 7:35 PM EDT Att: 32,902 - Partly Cloudy - 86 F					
19 Yunel Escobar, R OBP: 0.345, SLG: 0.536										4	0	0	0	0	0	1						
11 Edgar Renteria, R OBP: 0.378, SLG: 0.500										4	0	0	0	0	3	0						
Andrew Jones, R OBP: 0.329, SLG: 0.434										4	1	2	1	0	1	0						
7 Jeff Francoeur, R OBP: 0.341, SLG: 0.452										3	0	0	0	0	2	1						
23 Matt Diaz, R OBP: 0.353, SLG: 0.462										3	0	1	0	0	1	1						
16 Brian McCann, L OBP: 0.328, SLG: 0.416										3	0	0	0	0	1	1						
Scott Thorman, L OBP: 0.260, SLG: 0.393										2	0	0	0	0	1	0						
Jarrod Saltalamacchia, S OBP: 0.365, SLG: 0.468										2	0	0	0	0	0	0						
39 Rafael Soriano, R OBP: 0.247, SLG: 0.312										1	0	0	0	0	0	0						
Inning Stats	R: 0 E: 0 K: 1 S: 10	H: 0 LOB: 0 BB: 0 P: 13	R: 1 E: 0 K: 1 S: 11	H: 1 LOB: 0 BB: 0 P: 18	R: 0 E: 0 K: 0 S: 7	H: 0 LOB: 1 BB: 1 P: 14	R: 0 E: 0 K: 2 S: 13	H: 1 LOB: 1 BB: 0 P: 16	R: 0 E: 0 K: 1 S: 7	H: 0 LOB: 0 BB: 0 P: 8	R: 0 E: 0 K: 2 S: 7	H: 0 LOB: 0 BB: 0 P: 10	R: 0 E: 0 K: 3 S: 12	H: 1 LOB: 1 BB: 0 P: 19	R: 0 E: 0 K: 1 S: 8	H: 0 LOB: 0 BB: 0 P: 10	R: 0 E: 0 K: 0 S: 8	H: 0 LOB: 0 BB: 0 P: 9	1B: 2 2B: 0 3B: 0 HR: 1	SF: 0 SAC: 0 DP: 0 HBP: 0	WP: 0 PB: 0 SB: 1 CS: 0	PA: 31
PITCHER	IP WLS BF H R ER SO BB IBB HBP BLK WP HR S P ERA WHIP	IP WLS BF H R ER SO BB IBB HBP BLK WP HR S P ERA WHIP	IP WLS BF H R ER SO BB IBB HBP BLK WP HR S P ERA WHIP	IP WLS BF H R ER SO BB IBB HBP BLK WP HR S P ERA WHIP	IP WLS BF H R ER SO BB IBB HBP BLK WP HR S P ERA WHIP	IP WLS BF H R ER SO BB IBB HBP BLK WP HR S P ERA WHIP	IP WLS BF H R ER SO BB IBB HBP BLK WP HR S P ERA WHIP	IP WLS BF H R ER SO BB IBB HBP BLK WP HR S P ERA WHIP	IP WLS BF H R ER SO BB IBB HBP BLK WP HR S P ERA WHIP	IP WLS BF H R ER SO BB IBB HBP BLK WP HR S P ERA WHIP	IP WLS BF H R ER SO BB IBB HBP BLK WP HR S P ERA WHIP	IP WLS BF H R ER SO BB IBB HBP BLK WP HR S P ERA WHIP	IP WLS BF H R ER SO BB IBB HBP BLK WP HR S P ERA WHIP	IP WLS BF H R ER SO BB IBB HBP BLK WP HR S P ERA WHIP	IP WLS BF H R ER SO BB IBB HBP BLK WP HR S P ERA WHIP	IP WLS BF H R ER SO BB IBB HBP BLK WP HR S P ERA WHIP	IP WLS BF H R ER SO BB IBB HBP BLK WP HR S P ERA WHIP	IP WLS BF H R ER SO BB IBB HBP BLK WP HR S P ERA WHIP	IP WLS BF H R ER SO BB IBB HBP BLK WP HR S P ERA WHIP	IP WLS BF H R ER SO BB IBB HBP BLK WP HR S P ERA WHIP	IP WLS BF H R ER SO BB IBB HBP BLK WP HR S P ERA WHIP	

AB	30
R	1
H	3
RBI	1
BB	1
SO	11
LOB	4



Batter	1	2	3	4	5	6	7	8	9	AB	R	H	RBI	BB	SO	LOB	TOP				
12 Alfonso Soriano, R OBP: 0.369, SLG: 0.558										4	1	0	0	0	2	1					
20 Felix Pie, L OBP: 0.316, SLG: 0.463										3	1	1	0	2	1	1					
25 Derrek Lee, R OBP: 0.409, SLG: 0.511										5	2	2	1	0	1	2					
Michael Barrett, R OBP: 0.304, SLG: 0.417										3	0	1	0	1	1	3					
Jacque Jones, L OBP: 0.300, SLG: 0.330										3	1	0	1	1	0	2					
Mark DeRosa, R OBP: 0.349, SLG: 0.450										4	0	3	2	0	0	2					
17 Mike Fontenot, L OBP: 0.333, SLG: 0.500										4	0	1	1	0	0	4					
Cesar Izturis, S OBP: 0.306, SLG: 0.299										4	0	0	0	0	2	3					
Jason Marquis, L 36 Sean Gallagher, R 19 Matt Murton, R 47 Scott Eyre, L 43 Michael Wuerzt, R 2 Ryan Theriot, R										1	0	0	0	0	0	0					
Inning Stats	R: 4 E: 0 K: 1 S: 16	H: 3 LOB: 1 BB: 2 P: 29	R: 0 E: 0 K: 0 S: 4	H: 0 LOB: 0 BB: 7	R: 1 E: 1 K: 0 S: 12	H: 2 LOB: 1 BB: 0 P: 18	R: 0 E: 0 K: 3 S: 9	H: 0 LOB: 0 BB: 0 P: 15	R: 0 E: 0 K: 0 S: 3	H: 1 LOB: 1 BB: 0 P: 19	R: 0 E: 0 K: 2 S: 12	H: 1 LOB: 1 BB: 0 P: 18	R: 0 E: 0 K: 0 S: 6	H: 1 LOB: 1 BB: 0 P: 11	R: 0 E: 0 K: 0 S: 9	H: 0 LOB: 1 BB: 1 P: 16	1B: 8 2B: 1 3B: 0 HR: 0	SF: 0 SAC: 0 DP: 2 HBP: 2	WP: 1 PB: 0 SB: 0 CS: 0	PA: 39	
PITCHER	IP WLS BF H R ER SO BB IBB HBP BLK WP HR S P ERA WHIP	IP WLS BF H R ER SO BB IBB HBP BLK WP HR S P ERA WHIP																			
15 Tim Hudson, R ERA: 3.51	(1, 1) 2.0 14 5 5 5 1 1 1 1 0 0 0 26 44 22.50 3.000	58 Peter Moylan, R ERA: 2.43	(3, 1) 3.0 9 0 0 0 3 1 0 0 0 0 0 18 32 0.00 0.333	48 Blaine Boyer, R ERA: 2.25	(6, 1) 1.0 4 1 0 0 1 0 0 0 0 0 1 0 12 19 0.00 1.000	Tyler Yates, R ERA: 3.45	(7, 1) 1.0 4 1 0 0 2 0 0 0 0 0 0 0 12 18 0.00 1.000	39 Rafael Soriano, R ERA: 2.25	(8, 1) 1.0 4 1 0 0 0 0 0 0 0 0 0 6 11 0.00 1.000											Bob Wickman, R ERA: 2.66	(9, 1) 1.0 4 0 0 0 0 1 0 0 0 0 0 9 16 0.00 1.000

Chicago Cubs @ Atlanta Braves
Turner Field, Atlanta, GA
Sat Jun 09 2007, 7:05 PM EDT
Att: 51,816 - Clear - 90 F

AB 33
R 5
H 8
RBI 5
BB 4
SO 7
LOB 19



Batter	1	2	3	4	5	6	7	8	9	AB	R	H	RBI	BB	SO	LOB	BOTTOM			
2 Kelly Johnson, L OBP: 0.385, SLG: 0.478										4	1	1	1	1	0	2				
Willie Harris, L OBP: 0.482, SLG: 0.522										3	3	2	0	1	0	1				
11 Edgar Renteria, R OBP: 0.382, SLG: 0.515										5	2	3	4	0	1	2				
Andrew Jones, R OBP: 0.330, SLG: 0.441										5	1	2	3	0	1	2				
16 Brian McCann, L OBP: 0.337, SLG: 0.417										2	0	1	1	2	0	0				
7 Jeff Francoeur, R OBP: 0.335, SLG: 0.441										4	0	0	0	0	0	5				
Scott Thorman, L OBP: 0.254, SLG: 0.381										4	1	1	0	0	0	0				
19 Yunel Escobar, R OBP: 0.351, SLG: 0.486										3	1	0	0	1	0	1				
15 Tim Hudson, R 58 Peter Moylan, R 4 Pete Orr, L 48 Blaine Boyer, R Tyler Yates, R Chris Woodward, R 39 Rafael Soriano, R Bob Wickman, R										0	0	0	0	0	0	0				
Inning Stats	R: 2 E: 0 K: 1 S: 16	H: 2 LOB: 1 BB: 1 P: 30	R: 4 E: 1 K: 0 S: 14	H: 3 LOB: 2 BB: 2 P: 26	R: 0 E: 0 K: 0 S: 8	H: 0 LOB: 1 BB: 1 P: 17	R: 2 E: 0 K: 1 S: 12	H: 2 LOB: 0 BB: 0 P: 19	R: 0 E: 0 K: 0 S: 8	H: 0 LOB: 0 BB: 0 P: 12	R: 1 E: 0 K: 0 S: 10	H: 1 LOB: 2 BB: 2 P: 25	R: 0 E: 0 K: 0 S: 7	H: 1 LOB: 0 BB: 0 P: 10	R: 0 E: 0 K: 0 S: 8	H: 1 LOB: 1 BB: 0 P: 12	1B: 6 2B: 3 3B: 0 HR: 2	SF: 0 SAC: 2 DP: 1 HBP: 0	WP: 2 PB: 0 SB: 1 CS: 0	PA: 40
PITCHER	IP WLS BF H R ER SO BB IBB HBP BLK WP HR S P ERA WHIP	IP WLS BF H R ER SO BB IBB HBP BLK WP HR S P ERA WHIP																		
Jason Marquis, R ERA: 3.01	(1, 1) 1.2 13 4 6 2 1 3 0 0 0 0 0 1 26 50 10.80 4.200	36 Sean Gallagher, R ERA: 5.4	(2, 1) 3.1 14 3 2 2 1 1 0 0 0 0 0 1 32 54 5.40 1.200	47 Scott Eyre, L ERA: 7.17	(6, 1) 2.0 9 2 1 1 0 2 0 0 0 0 1 0 17 35 4.50 2.000	43 Michael Wuerzt, R ERA: 3.21	(8, 1) 1.0 4 1 0 0 0 0 0 0 0 0 0 0 8 12 0.00 1.000													

Chicago Cubs @ Atlanta Braves
Turner Field, Atlanta, GA
Sat Jun 09 2007, 7:05 PM EDT
Att: 51,816 - Clear - 90 F


AB 32
R 9
H 10
RBI 9
BB 6
SO 2
LOB 14



Batter	1	2	3	4	5	6	7	8	9	AB	R	H	RBI	BB	SO	LOB	TOP					
12 Alfonso Soriano, R (1.7) OBP: 0.366, SLG: 0.551	F7		G6-3		SF9		IBB		F8	3	0	1	1	0	1		Chicago Cubs @ Atlanta Braves Turner Field, Atlanta, GA Sun Jun 10 2007, 8:05 PM EDT Att: 32,752 - Partly Cloudy - 90 F					
20 Felix Pie, L (1.8) OBP: 0.300, SLG: 0.435	F8		K		G4-3		FC6-4		F8	5	0	0	0	1	4							
25 Derrek Lee, R (1.3) OBP: 0.402, SLG: 0.502	E5			K		F9		G6-3		4	0	0	0	0	1	2						
Michael Barrett, R (1.2) OBP: 0.303, SLG: 0.429	K		G6-3			HR		E5		4	1	1	1	0	1	1						
Jacque Jones, L (1.9) OBP: 0.297, SLG: 0.336	G6-3			G4-3		F7				2	0	0	0	0	0	0						
13 Will Ohman, L (4.1) ERA: 4.32										0	0	0	0	0	0	0						
43 Michael Wuerz, R (5.1) ERA: 5.10										0	0	0	0	0	0	0						
19 Matt Murton, R (6.9H) OBP: 0.345, SLG: 0.345										1	0	0	0	0	0	0						
Bob Howry, L (8.1) OBP: 0.333, SLG: 0.340										0	0	0	0	0	0	0						
2 Ryan Theriot, R (8.9H) OBP: 0.333, SLG: 0.340										1	0	1	0	0	0	0						
Mark DeRosa, R (1.5) OBP: 0.352, SLG: 0.451	G3-1					F9				4	1	2	0	0	0	0						
17 Mike Fontenot, L (1.4) OBP: 0.311, SLG: 0.305	K									4	2	2	2	0	1	3						
46 Ryan Dempster, R (8.1) ERA: 4.91										0	0	0	0	0	0	0						
Cesar Izturis, S (1.6) OBP: 0.311, SLG: 0.305										4	0	2	0	0	0	3						
30 Ted Lilly, L (1.1) OBP: 0.115, SLG: 0.115										0	0	0	0	0	0	0						
49 Carlos Marmol, R (1.1) ERA: 3.97										0	0	0	0	0	0	0						
29 Angel Pagán, S (4.9) OBP: 0.364, SLG: 0.520										2	0	1	0	0	0	0						
Inning Stats	R: 0 H: 0 E: 0 K: 1 S: 13	H: 0 LOB: 1 BB: 0 P: 17	R: 0 H: 0 E: 0 K: 1 S: 9	H: 0 LOB: 0 BB: 0 P: 13	R: 0 H: 1 E: 0 K: 1 S: 10	H: 1 LOB: 1 BB: 0 P: 14	R: 0 H: 0 E: 0 K: 1 S: 7	H: 0 LOB: 0 BB: 0 P: 13	R: 2 H: 3 E: 0 K: 0 S: 13	H: 3 LOB: 1 BB: 0 P: 16	R: 1 H: 1 E: 0 K: 0 S: 5	H: 1 LOB: 0 BB: 0 P: 6	R: 1 H: 2 E: 0 K: 0 S: 9	H: 2 LOB: 2 BB: 1 P: 18	R: 0 H: 2 E: 1 K: 0 S: 7	H: 2 LOB: 2 BB: 0 P: 8	R: 0 H: 0 E: 0 K: 0 S: 8	H: 0 LOB: 0 BB: 0 P: 11	1B: 6 2B: 0 3B: 1 HR: 2	SF: 1 SAC: 2 DP: 1 HBP: 0	WP: 0 PB: 0 SB: 1 CS: 0	PA: 38
PITCHER	IP	WLS	BF	H	R	ER	SO	BB	IBB	HBP	BLK	WP	HR	S	P	ERA	WHIP					
38 Buddy Carlyle, R (1.1) ERA: 4.91	6.1		28	7	4	4	4	0	1	0	0	0	2	60	88	5.68	1.105					
Macey McBride, L (7.1) ERA: 6.43	0.1		1	0	0	0	0	0	0	0	0	0	0	1	2	0.00	0.000					
54 Chad Paronto, R (7.1) ERA: 2.53	1.1	W	6	2	0	0	0	0	0	0	0	0	0	12	15	0.00	1.500					
Bob Wickman, R (9.1) ERA: 2.53	1.0	S	3	0	0	0	0	0	0	0	0	0	0	8	11	0.00	0.000					

Batter	1	2	3	4	5	6	7	8	9	AB	R	H	RBI	BB	SO	LOB	BOTTOM						
2 Kelly Johnson, L (1.4) OBP: 0.389, SLG: 0.489	K		HR		K					3	1	1	1	2	2	2	Chicago Cubs @ Atlanta Braves Turner Field, Atlanta, GA Sun Jun 10 2007, 8:05 PM EDT Att: 32,752 - Partly Cloudy - 90 F						
19 Yunel Escobar, R (1.5) OBP: 0.381, SLG: 0.487	K									4	1	2	0	0	1	2							
11 Edgar Renteria, R (1.9) OBP: 0.296, SLG: 0.396										1	0	1	0	0	0	0							
Chris Woodward, R (4.9H) OBP: 0.296, SLG: 0.396										2	0	0	0	0	0	5							
18 Brian McCann, L (8.9H) OBP: 0.340, SLG: 0.477										0	0	0	0	1	0	0							
36 Chuck James, L (8.9H) OBP: 0.190, SLG: 0.100										0	0	0	0	0	0	0							
Bob Wickman, R (9.1) ERA: 2.53										0	0	0	0	0	0	0							
Andrew Jones, R (1.8) OBP: 0.327, SLG: 0.433	G5-3									4	0	0	0	1	0	3							
7 Jeff Francoeur, R (1.9) OBP: 0.332, SLG: 0.437	K									5	0	1	1	0	1	2							
23 Matt Diaz, R (1.7) OBP: 0.347, SLG: 0.450	K2-3									4	0	1	0	0	2	2							
Jarrod Saltalamacchia, S (1.2) OBP: 0.367, SLG: 0.473										4	1	3	0	0	0	1							
Scott Thorman, L (1.3) OBP: 0.259, SLG: 0.389	F8									4	1	2	1	0	0	1							
38 Buddy Carlyle, L (1.1) ERA: 1.5										3	0	0	0	0	2	2							
Macey McBride, L (7.1) ERA: 6.43										0	0	0	0	0	0	0							
54 Chad Paronto, R (7.1) ERA: 2.53										0	0	0	0	0	0	0							
Willie Harris, L (8.9H) OBP: 0.467, SLG: 0.527										1	1	1	0	0	0	0							
4 Pete Orr, L (9.5) OBP: 0.229, SLG: 0.217										0	0	0	0	0	0	0							
Inning Stats	R: 0 H: 0 E: 0 K: 2 S: 9	H: 1 LOB: 1 BB: 0 P: 15	R: 0 H: 1 E: 0 K: 2 S: 10	H: 1 LOB: 0 BB: 0 P: 14	R: 2 H: 4 E: 0 K: 0 S: 17	H: 4 LOB: 2 BB: 0 P: 24	R: 0 H: 2 E: 0 K: 2 S: 15	H: 2 LOB: 3 BB: 0 P: 22	R: 0 H: 1 E: 0 K: 0 S: 8	H: 1 LOB: 1 BB: 0 P: 11	R: 0 H: 1 E: 0 K: 1 S: 15	H: 1 LOB: 2 BB: 1 P: 22	R: 0 H: 0 E: 0 K: 1 S: 9	H: 0 LOB: 0 BB: 0 P: 13	R: 3 H: 3 E: 0 K: 0 S: 11	H: 3 LOB: 3 BB: 3 P: 29	1B: 9 2B: 2 3B: 0 HR: 1	SF: 0 SAC: 0 DP: 1 HBP: 2	WP: 3 PB: 0 SB: 2 CS: 0	PA: 41			
PITCHER	IP	WLS	BF	H	R	ER	SO	BB	IBB	HBP	BLK	WP	HR	S	P	ERA	WHIP						
30 Ted Lilly, L (1.1) ERA: 3.96	0.2			0	0	0	0	0	0	0	0	0	0	6	10	0.00	0.000						
49 Carlos Marmol, R (1.1) ERA: 4.32	2.1		5	2	2	2	2	0	0	0	0	1	1	30	43	7.71	2.143						
13 Will Ohman, L (4.1) ERA: 4.32	1.0		6	2	0	0	2	0	0	1	0	1	0	15	22	0.00	2.000						
43 Michael Wuerz, R (5.1) ERA: 5.10	1.0		4	1	0	0	0	0	0	0	0	0	0	8	11	0.00	1.000						
Bob Howry, R (6.1) ERA: 4.34	2.0	H	8	1	0	0	2	1	0	0	0	0	0	24	35	0.00	1.000						
46 Ryan Dempster, R (8.1) ERA: 4.08	1.0																						

AB 34
R 4
H 9
RBI 4
BB 1
SO 4
LOB 14



AB 35
R 5
H 12
RBI 3
BB 4
SO 8
LOB 20



Batter	1	2	3	4	5	6	7	8	9	AB	R	H	RBI	BB	SO	LOB	TOP					
2 Kelly Johnson, L (1,4) OBP: 0.389, SLG: 0.485	F8		2B 1B		F7		1B BB		K	4	0	1	0	1	1	2						
Willie Harris, L (1,7) OBP: 0.477, SLG: 0.546	F8		2B			16 G6-4-3 1B	1B			4	0	3	0	0	0	0						
16 Brian McCann, L (1,2) OBP: 0.333, SLG: 0.498	G4-3		F7			G6-4-3 1-2 1B		G5-3		4	0	0	0	0	0	3						
Andrew Jones, R (1,8) OBP: 0.322, SLG: 0.426		F8		F8		E6 7 1B		K		4	1	0	0	0	1	0						
7 Jeff Francoeur, R (1,9) OBP: 0.335, SLG: 0.449		HR		P3		1B	1B	G5-3		4	1	2	1	0	0	0						
Jarrod Saltalamacchia, S (1,10) OBP: 0.379, SLG: 0.475		F7		F8		1B			4 1B	4	0	2	1	0	0	0						
Scott Thorman, L (1,3) OBP: 0.299, SLG: 0.402		P6			HR	G4-3			F8	4	1	1	1	0	0	3						
19 Yunel Escobar, R (1,6) OBP: 0.348, SLG: 0.442			G5-3		G4-3		K		F8	4	0	0	0	0	1	1						
4 Pete Orr, L (1,5) OBP: 0.231, SLG: 0.220			K		L4		G3-1		1-2 1B	4	0	1	0	0	1	0						
Inning Stats	R: 0 E: 0 K: 0 S: 6	H: 0 LOB: 0 BB: 0 P: 11	R: 1 E: 0 K: 0 S: 11	H: 1 LOB: 0 BB: 0 P: 15	R: 0 E: 0 K: 1 S: 10	H: 2 LOB: 2 BB: 0 P: 15	R: 0 E: 0 K: 0 S: 5	H: 0 LOB: 0 BB: 0 P: 8	R: 1 E: 0 K: 0 S: 8	H: 1 LOB: 0 BB: 0 P: 10	R: 1 E: 1 K: 0 S: 12	H: 3 LOB: 2 BB: 0 P: 20	R: 0 E: 0 K: 1 S: 9	H: 1 LOB: 2 BB: 1 P: 14	R: 0 E: 0 K: 1 S: 10	H: 0 LOB: 0 BB: 0 P: 14	R: 0 E: 0 K: 1 S: 14	H: 2 LOB: 0 BB: 0 P: 20	1B: 7 2B: 1 3B: 0 HR: 2	SF: 0 SAC: 0 DP: 1 HBP: 0	WP: 0 PB: 0 CS: 0	PA: 37
PITCHER	IP	WLS	BF	H	R	ER	SO	BB	IBB	HBP	BLK	WP	HR	S	P	ERA	WHIP					
59 Kevin Slowey, R (1,1) ERA: 3.71	6.0	W	25	7	3	2	1	0	0	0	0	0	2	52	79	3.00	1.167					
54 Matt Guerrier, R (7,1) ERA: 1.5	1.0	H	4	1	0	0	1	1	0	0	0	0	0	9	14	0.00	2.000					
17 Pat Neshek, R (8,1) ERA: 1.16	1.0	H	3	0	0	0	1	0	0	0	0	0	0	10	14	0.00	0.000					
36 Joe Nathan, R (9,1) ERA: 1.91	1.0		5	2	0	0	1	0	0	0	0	0	0	14	20	0.00	2.000					

Atlanta Braves @ Minnesota Twins
Hubert H. Humphrey Metrodome, Minneapolis, MN

AB 36
R 3
H 10
RBI 3
BB 1
SO 4
LOB 9



WP: 0 PA: 37
PB: 0
CS: 0

Tue Jun 12 2007, 8:10 PM EDT
Att: 25,868 - Dome - 70 F

Batter	1	2	3	4	5	6	7	8	9	AB	R	H	RBI	BB	SO	LOB	BOTTOM					
Luis Castillo, S (1,4) OBP: 0.380, SLG: 0.371	7 S 1B		G6-3	1-2 2-H 3-H 1B			G6-3	1-3 2-H 1B		5	0	3	2	0	0	0						
7 Joe Mauer, L (1,2) OBP: 0.422, SLG: 0.466	F7			G3-1			5 1B 33 1B	5 FC5-4 1B		5	1	2	1	0	0	3						
5 Michael Cuddyer, R (1,9) OBP: 0.372, SLG: 0.457	P2			33 BB 2B	G6-3		33 1B	FC5-4		4	1	1	0	1	0	3						
33 Justin Morneau, L (1,3) OBP: 0.348, SLG: 0.539	G3-1			2B	F7		1B			3	1	1	1	1	0	1						
Tori Hunter, R (1,8) OBP: 0.352, SLG: 0.559		P4		55 S 55 E 2B	G5-3			IBB		3	1	1	2	1	0	0						
55 Mike Redmond, R (1,10) OBP: 0.353, SLG: 0.383	K			1B 8 1B 1B		G6-3	G4-3			4	1	1	0	0	1	3						
20 Lew Ford, R (1,7) OBP: 0.259, SLG: 0.255	F8			1B 2-H 1B 1B		G6-3		P4		4	0	0	0	0	0	1						
8 Nick Punto, S (1,5) OBP: 0.333, SLG: 0.304			K	1-2 1B 1B		K		1B 1B		4	1	2	0	0	2	0						
Jason Bartlett, R (1,6) OBP: 0.333, SLG: 0.303			G4-3	1-2 2-3 1B			G6-3	1B 7 1B		4	1	2	0	0	0	0						
Inning Stats	R: 0 E: 0 K: 0 S: 15	H: 1 LOB: 1 BB: 0 P: 23	R: 0 E: 0 K: 1 S: 5	H: 0 LOB: 0 BB: 0 P: 8	R: 0 E: 0 K: 1 S: 7	H: 0 LOB: 0 BB: 0 P: 14	R: 5 E: 0 K: 0 S: 23	H: 5 LOB: 2 BB: 2 P: 43	R: 0 E: 0 K: 0 S: 5	H: 0 LOB: 0 BB: 0 P: 7	R: 0 E: 0 K: 1 S: 8	H: 0 LOB: 0 BB: 0 P: 13	R: 1 E: 0 K: 0 S: 13	H: 3 LOB: 3 BB: 1 P: 26	R: 1 E: 0 K: 0 S: 16	H: 4 LOB: 2 BB: 0 P: 24	1B: 12 2B: 1 3B: 0 HR: 0	SF: 0 SAC: 0 DP: 0 HBP: 0	WP: 0 PB: 0 CS: 0	PA: 39		
PITCHER	IP	WLS	BF	H	R	ER	SO	BB	IBB	HBP	BLK	WP	HR	S	P	ERA	WHIP					
26 Kyle Davies, R (1,1) ERA: 5.7	3.2	L	19	6	5	5	2	2	0	0	0	0	0	24	39	3.00	0.667					
Oscar Villarreal, R (4,1) ERA: 4.09	3.0		11	2	1	1	1	0	0	0	0	0	0	2	3	∞	∞					
Macay McBride, L (7,1) ERA: 3.97	0.0		1	1	0	0	0	0	0	0	0	0	0	18	31	6.75	3.000					
48 Blaine Boyer, R (7,1) ERA: 3.38	1.1		8	4	1	1	0	0	1	0	0	0	0	18	31	6.75	3.000					


Atlanta Braves @ Minnesota Twins
Hubert H. Humphrey Metrodome, Minneapolis, MN


AB 36
R 7
H 13
RBI 6
BB 3
SO 3
LOB 11



WP: 0 PA: 39
PB: 0
CS: 0

Tue Jun 12 2007, 8:10 PM EDT
Att: 25,868 - Dome - 70 F


Batter	1	2	3	4	5	6	7	8	9	AB	R	H	RBI	BB	SO	LOB	TOP					
2 Kelly Johnson, L OBP: 0.391, SLG: 0.485	3-2 11 CS G6-3 1B		0-0 G4-6-3 1B			3-1 F7		3-3 K		4	0	2	0	0	1	0	Atlanta Braves @ Minnesota Twins Hubert H. Humphrey Metrodome, Minneapolis, MN Wed Jun 13 2007, 8:10 PM EDT Att: 27,903 - Dome - 70 F AB 31 R 0 H 8 RBI 0 BB 0 SO 2 LOB 16 					
Willie Harris, L OBP: 0.460, SLG: 0.525	0-1 G6-3		2-2 G4-6-3			0-1 G3			0-2 G3	4	0	0	0	0	3							
11 Edgar Renteria, R OBP: 0.361, SLG: 0.508	1-1 G6-3		1-2 G6-3			2-1 G6-3			1-2 F8	4	0	0	0	0	2							
10 Chipper Jones, S OBP: 0.400, SLG: 0.628		2-1 1B		1-2 16 G4-6-3 1B					1-1 F8	4	0	3	0	0	0							
Andrew Jones, R OBP: 0.323, SLG: 0.424		1-0 1B		0-1 F7					2-2 F8	3	0	1	0	0	2							
16 Brian McCann, L OBP: 0.333, SLG: 0.406		0-0 L9		0-0 G4-6-3					1-0 1B	3	0	1	0	0	3							
7 Jeff Francoeur, R OBP: 0.331, SLG: 0.444		0-0 P3							1-2 1B	3	0	0	0	0	4							
Scott Thorman, L OBP: 0.255, SLG: 0.396		1-1 F7							3-3 K	3	0	0	0	1	2							
19 Yunel Escobar, R OBP: 0.347, SLG: 0.435			1-1 G4-6-3 2B						2-2 G3	3	0	1	0	0	0							
Inning Stats	R: 0 E: 0 K: 0 S: 8	H: 1 LOB: 0 BB: 0 P: 12	R: 0 E: 0 K: 0 S: 7	H: 2 LOB: 2 BB: 0 P: 11	R: 0 E: 0 K: 0 S: 9	H: 2 LOB: 1 BB: 0 P: 13	R: 0 E: 0 K: 0 S: 6	H: 1 LOB: 0 BB: 0 P: 7	R: 0 E: 0 K: 0 S: 5	H: 0 LOB: 0 BB: 0 P: 10	R: 0 E: 0 K: 0 S: 6	H: 0 LOB: 0 BB: 0 P: 11	R: 0 E: 0 K: 0 S: 10	H: 2 LOB: 1 BB: 0 P: 17	R: 0 E: 0 K: 2 S: 9	H: 0 LOB: 0 BB: 0 P: 17	R: 0 E: 0 K: 0 S: 8	H: 0 LOB: 0 BB: 0 P: 10	1B: 8 2B: 0 3B: 0 HR: 0	SF: 0 SAC: 0 DP: 3 HBP: 0	WP: 0 PB: 0 SB: 0 CS: 1	PA: 31
PITCHER Carlos Silva, R ERA: 4.07	IP: 9.0 WLS: W BF: 31 H: 8 R: 0 ER: 0 SO: 2 BB: 0 IBB: 0 HBP: 0 BLK: 0 WP: 0 HR: 0 S: 68 P: 108 ERA: 0.00 WHIP: 0.889																					


Batter	1	2	3	4	5	6	7	8	9	AB	R	H	RBI	BB	SO	LOB	BOTTOM					
Luis Castillo, S OBP: 0.373, SLG: 0.364	1-2 F7			0-0 F7		1-1 G4-3				4	0	0	0	0	2	Atlanta Braves @ Minnesota Twins Hubert H. Humphrey Metrodome, Minneapolis, MN Wed Jun 13 2007, 8:10 PM EDT Att: 27,903 - Dome - 70 F AB 33 R 6 H 9 RBI 6 BB 2 SO 4 LOB 10 						
7 Joe Mauer, L OBP: 0.417, SLG: 0.458	0-1 5 2B G6-3 1B		3-1 F8		1-1 F8				3-2 G6-3	4	1	1	0	0	1							
5 Michael Cuddyer, R OBP: 0.377, SLG: 0.471	0-0 33 G6-3 1B		1-0 33 HR 2B		0-0 G3 1B				2-2 G5-3	4	2	3	0	0	0							
33 Justin Morneau, L OBP: 0.347, SLG: 0.547	0-2 G6-3		0-1 2H HR		3-1 SAFE F7				0-3 K	4	1	1	3	0	1							
Tori Hunter, R OBP: 0.355, SLG: 0.571	0-1 FC6-4 1B		0-2 2H HR		1-2 SAFE G3				3-2 G5-3	4	1	2	2	0	1							
Jeff Cirillo, R OBP: 0.293, SLG: 0.309	1-0 SAFE FC6-4		2-2 F7		3-3 K				4-2 20 FC1-4 BB	3	0	0	0	1	2							
20 Lew Ford, R OBP: 0.258, SLG: 0.305		1-2 HR	2-1 P3			2-3 K			0-2 1-2 FC1-4	4	1	1	1	0	1							
8 Nick Punto, S OBP: 0.328, SLG: 0.298		1-2 G5-3	2-3 K			0-1 F7			1-0 G5-3	4	0	0	0	0	1							
Jason Bartlett, R OBP: 0.338, SLG: 0.311		1-2 2B		1-1 F8					4-2 BB	2	0	1	0	1	0							
Inning Stats	R: 2 E: 0 K: 0 S: 12	H: 3 LOB: 1 BB: 0 P: 14	R: 1 E: 0 K: 0 S: 17	H: 2 LOB: 1 BB: 0 P: 25	R: 3 E: 0 K: 1 S: 14	H: 3 LOB: 0 BB: 0 P: 21	R: 0 E: 0 K: 0 S: 5	H: 0 LOB: 0 BB: 0 P: 7	R: 0 E: 0 K: 1 S: 10	H: 1 LOB: 1 BB: 0 P: 17	R: 0 E: 0 K: 1 S: 12	H: 0 LOB: 1 BB: 1 P: 19	R: 0 E: 0 K: 1 S: 9	H: 0 LOB: 0 BB: 0 P: 14	R: 0 E: 0 K: 0 S: 12	H: 0 LOB: 1 BB: 1 P: 20	R: 0 E: 0 K: 0 S: 8	H: 0 LOB: 0 BB: 0 P: 10	1B: 3 2B: 3 3B: 0 HR: 3	SF: 0 SAC: 0 DP: 0 HBP: 0	WP: 0 PB: 0 SB: 1 CS: 0	PA: 35
PITCHER 36 Chuck James, L ERA: 4.16 58 Peter Moylan, R ERA: 2.31 Macay McBride, L ERA: 3.65 54 Chad Paronto, R ERA: 6.14	IP: 4.1 WLS: L BF: 22 H: 9 R: 6 ER: 6 SO: 1 BB: 0 IBB: 0 HBP: 0 BLK: 0 WP: 0 HR: 3 S: 51 P: 73 ERA: 12.46 WHIP: 2.077																					

Batter	1	2	3	4	5	6	7	8	9	AB	R	H	RBI	BB	SO	LOB	TOP				
2 Kelly Johnson, L (1,4) OBP: 0.384, SLG: 0.475	G3		L3		L7		K		F7	5	0	0	0	0	1	2	Atlanta Braves @ Minnesota Twins Hubert H. Humphrey Metrodome, Minneapolis, MN Thu Jun 14 2007, 8:10 PM EDT Att: 26,714 - Dome - 70 F livebaseballscorecards.com				
11 Edgar Renteria, R (1,6) OBP: 0.382, SLG: 0.506	1B		BB		K		F8			3	0	1	0	1	1						
10 Chipper Jones, S (1,10) OBP: 0.407, SLG: 0.627	BB		F8			BB		1B		2	1	1	0	2	0	1					
Andruw Jones, R (1,8) OBP: 0.318, SLG: 0.417	F9				K		P5		K	4	0	0	0	0	2	4					
7 Jeff Francoeur, R (1,9) OBP: 0.330, SLG: 0.441	K				K		L6		L1-3	4	0	1	0	0	2	3					
23 Matt Diaz, R (1,7) OBP: 0.351, SLG: 0.458		G5-3		1B		2B		L1-3		4	0	2	1	0	0	2					
Jarrod Saltalamacchia, S (1,3) OBP: 0.353, SLG: 0.444		K		K		F9			K	4	0	0	0	0	3	2					
16 Brian McCann, L (1,2) OBP: 0.332, SLG: 0.419		K			HR		K		G3	4	1	1	1	0	2	0					
19 Yunel Escobar, R (1,5) OBP: 0.358, SLG: 0.440			G1-3		G3-1			1B		4	0	2	0	0	0	0					
Inning Stats	R: 0 E: 0 K: 1 S: 10	H: 1 LOB: 2 BB: 1 P: 17	R: 0 E: 0 K: 2 S: 8	H: 0 LOB: 0 BB: 0 P: 12	R: 0 E: 0 K: 0 S: 10	H: 0 LOB: 1 BB: 1 P: 17	R: 0 E: 0 K: 3 S: 13	H: 1 LOB: 1 BB: 0 P: 16	R: 1 E: 0 K: 0 S: 9	H: 1 LOB: 0 BB: 1 P: 14	R: 0 E: 0 K: 1 S: 10	H: 1 LOB: 1 BB: 0 P: 13	R: 0 E: 0 K: 1 S: 8	H: 2 LOB: 1 BB: 0 P: 16	R: 0 E: 0 K: 1 S: 7	H: 1 LOB: 1 BB: 0 P: 9	1B: 6 2B: 2 3B: 0 HR: 1	SF: 0 SAC: 0 DP: 1 HBP: 0	WP: 0 PB: 0 SB: 1 CS: 0	PA: 37	
PITCHER	IP	WLS	BF	H	R	ER	SO	BB	IBB	HBP	BLK	WP	HR	S	P	ERA	WHIP				
Johan Santana, L (1,1) ERA: 3.19	7.0		29	5	2	2	9	3	0	0	0	0	1	67	109	2.57	1.143				
Juan Rincon, R (8,1) ERA: 2.39	1.0	4	2	0	0	0	1	0	0	0	0	0	0	8	16	0.00	2.000				
37 Denny Reyes, L (9,1) ERA: 6.08	1.0	W	4	1	0	0	1	0	0	0	0	0	0	7	9	0.00	1.000				

Batter	1	2	3	4	5	6	7	8	9	AB	R	H	RBI	BB	SO	LOB	BOTTOM				
Luis Castillo, S (1,4) OBP: 0.376, SLG: 0.366	G6-3		1B		G1-3				G6-3	4	1	2	0	0	0	0	Atlanta Braves @ Minnesota Twins Hubert H. Humphrey Metrodome, Minneapolis, MN Thu Jun 14 2007, 8:10 PM EDT Att: 26,714 - Dome - 70 F livebaseballscorecards.com				
7 Joe Mauer, L (1,2) OBP: 0.406, SLG: 0.444	K		F7		F7				G6-3	4	0	0	0	0	1	2					
5 Michael Cuddyer, R (1,9) OBP: 0.379, SLG: 0.478	L7				G6-3		BB		FC5	3	1	1	1	1	0	0					
33 Justin Morneau, L (1,3) OBP: 0.345, SLG: 0.542		G3-1		G1-6-3		FC6-4			FC5	4	1	1	0	0	0	1					
Tori Hunter, R (1,8) OBP: 0.353, SLG: 0.570		FC1-6		G6-3		G4-3			FC5	4	0	1	1	0	0	2					
55 Mike Redmond, R (1,10) OBP: 0.351, SLG: 0.380		FC1-6		G6-3		P3			1B	4	0	1	1	0	0	2					
16 Jason Kubel, L (1,7) OBP: 0.284, SLG: 0.373		G4-3		G4-3		G4-3				3	0	0	0	0	0	1					
8 Nick Punto, S (1,5) OBP: 0.324, SLG: 0.294			L7		F8				F8	3	0	0	0	0	0	0					
Jason Bartlett, R (1,6) OBP: 0.335, SLG: 0.307										2	0	0	0	0	1	0					
Jason Tyner, L (8,PH) OBP: 0.310, SLG: 0.318										1	0	0	0	0	0	0					
38 Luis Antonio Rodriguez, S (5) OBP: 0.286, SLG: 0.275			K						P5	0	0	0	0	0	0	0					
Inning Stats	R: 0 E: 0 K: 1 S: 6	H: 0 LOB: 0 BB: 0 P: 10	R: 0 E: 0 K: 0 S: 10	H: 1 LOB: 1 BB: 0 P: 11	R: 0 E: 0 K: 1 S: 12	H: 1 LOB: 0 BB: 0 P: 17	R: 0 E: 0 K: 0 S: 8	H: 0 LOB: 0 BB: 0 P: 11	R: 0 E: 0 K: 0 S: 10	H: 0 LOB: 0 BB: 0 P: 11	R: 0 E: 1 K: 0 S: 8	H: 0 LOB: 1 BB: 1 P: 12	R: 0 E: 0 K: 0 S: 8	H: 0 LOB: 0 BB: 0 P: 15	R: 3 E: 1 K: 0 S: 18	H: 4 LOB: 2 BB: 0 P: 27	1B: 4 2B: 1 3B: 1 HR: 0	SF: 0 SAC: 0 DP: 0 HBP: 0	WP: 0 PB: 0 SB: 0 CS: 0	PA: 33	
PITCHER	IP	WLS	BF	H	R	ER	SO	BB	IBB	HBP	BLK	WP	HR	S	P	ERA	WHIP				
15 Tim Hudson, R (1,1) ERA: 3.25	7.1		25	2	0	0	2	1	0	0	0	0	0	62	83	0.00	0.409				
39 Rafael Soriano, R (8,1) ERA: 2.2	0.2	H	2	0	0	0	0	0	0	0	0	0	0	6	11	0.00	0.000				
Bob Wickman, R (9,1) ERA: 3.74	0.1	L	6	4	3	3	0	0	0	0	0	0	0	18	27	81.00	12.000				



Batter	1	2	3	4	5	6	7	8	9	AB R H RBI BB SO LOB	TOP												
19 Yunel Escobar, R (1.5) OBP: 0.362, SLG: 0.455	0-1 CS 11 BB 1B		1-1 G4-3		1-2 G5-3		2-3 K		2-0 10 BB FC5-2 2B	5 0 2 2 0 1 2	Atlanta Braves @ Cleveland Indians Jacobs Field, Cleveland, OH Fri Jun 15 2007, 7:05 PM EDT Att: 34,849 - Partly Cloudy - 73 F AB 36 R 5 H 12 RBI 5 BB 3 SO 7 LOB 25 												
11 Edgar Renteria, R (1.6) OBP: 0.383, SLG: 0.500	4-0 1B		0-2 G5-3		0-2 G6-3		1-0 F7		4-2 FC5-2 10 BB BB	3 0 0 0 2 0 2													
10 Chipper Jones, S (1.10) OBP: 0.407, SLG: 0.618	0-3 K			0-0 F7		3-1 7 1B 1B		0-2 G5-3	4-1 FC5-2 BB	4 1 1 0 1 1 2													
Andrew Jones, R (1.8) OBP: 0.316, SLG: 0.413	2-3 K			1-1 L4		1-1 23 1B 16 SF8 7 1B 1B		0-0 F7	1-0 FC5-2	5 1 1 0 0 1 5													
7 Jeff Francoeur, R (1.9) OBP: 0.331, SLG: 0.440		0-0 G5-4-3 23 1B 1B		0-2 G6-3		1-0 16 SF8 23 1B 1B		1-3 K	0-0 G4-3	5 0 2 1 0 1 3													
23 Matt Diaz, R (1.7) OBP: 0.381, SLG: 0.466		1-0 G5-4-3 1B			0-2 1B		0-0 1B	1-2 P6		4 1 3 0 0 0 0													
Willie Harris, L (9.7) OBP: 0.460, SLG: 0.525		1-2 G5-4-3 1B			1-2 1B		1-2 FC6-4 1B			0 0 0 0 0 0 0													
Jarrod Saltalamacchia, S (1.3) OBP: 0.351, SLG: 0.463		3-1 G5-4-3			0-0 G5-3 19 1B 1B		3-3 K		0-0 SH5-4 19 2B 2B	4 0 2 0 0 1 5													
4 Pete Orr, L (9. PR) OBP: 0.231, SLG: 0.220		1-2 G5-4-3 1B			1-3 G5-3 1B					0 1 0 0 0 0 0													
Scott Thorman, L (9.3) OBP: 0.255, SLG: 0.396		1-2 G5-4-3 1B			1-3 G5-3 1B					0 0 0 0 0 0 0													
16 Brian McCann, L (1.2) OBP: 0.326, SLG: 0.412		2-3 K			2-3 K		0-0 SF8		1-1 E6 19 SH5-4 2B	3 1 0 1 0 2 4													
Chris Woodward, R (1.4) OBP: 0.239, SLG: 0.298			1-0 G6-3		1-2 19 G5-3 1B		0-0 FC6-4		1-0 SH5-4	3 0 1 1 0 0 2													
Inning Stats	R: 0 E: 0 K: 2 S: 10	H: 1 LOB: 2 BB: 1 P: 16	R: 0 E: 0 K: 1 S: 7	H: 2 LOB: 1 BB: 0 P: 13	R: 0 E: 0 K: 0 S: 6	H: 0 LOB: 0 BB: 0 P: 8	R: 0 E: 0 K: 0 S: 7	H: 0 LOB: 0 BB: 0 P: 8	R: 1 E: 0 K: 1 S: 18	H: 3 LOB: 2 BB: 0 P: 22	R: 2 E: 0 K: 1 S: 11	H: 4 LOB: 2 BB: 0 P: 19	R: 0 E: 0 K: 1 S: 9	H: 0 LOB: 0 BB: 0 P: 12	R: 0 E: 0 K: 1 S: 7	H: 0 LOB: 0 BB: 0 P: 9	R: 2 E: 1 K: 0 S: 10	H: 2 LOB: 3 BB: 2 P: 23	1B: 10 2B: 3 3B: 0 HR: 0	SF: 1 SAC: 1 DP: 2 HBP: 0	WP: 0 PB: 0 SB: 0 CS: 1	PA: 41	
PITCHER	IP WLS BF H R ER SO BB IBB HBP BLK WP HR S P ERA WHIP											PITCHER	IP WLS BF H R ER SO BB IBB HBP BLK WP HR S P ERA WHIP										
CC Sabathia, L (1.1) ERA: 3.19	8.1 L 37 12 5 4 7 1 0 0 0 0 0 0 80 116 4.32 1.560											40 Tom Mastny, R (9.1) ERA: 4.82	0.2 4 0 0 0 0 2 0 0 0 0 0 0 5 14 0.00 3.000										

Batter	1	2	3	4	5	6	7	8	9	AB R H RBI BB SO LOB	BOTTOM												
24 Grady Sizemore, L (1.8) OBP: 0.402, SLG: 0.471	2-2 WP 41 1B 20 S 1B		1 SAFE 2-2 F8		1-3 K		1-3 K		1-3 K	5 1 1 0 0 3 4	Atlanta Braves @ Cleveland Indians Jacobs Field, Cleveland, OH Fri Jun 15 2007, 7:05 PM EDT Att: 34,849 - Partly Cloudy - 73 F AB 36 R 4 H 9 RBI 4 BB 3 SO 6 LOB 20 												
20 David Dellucci, L (1.7) OBP: 0.300, SLG: 0.394	2-1 SAFE F7		1-0 SAFE P4		3-2 P3		0-0 F7		4-1 BB	4 0 0 0 1 0 2													
Casey Blake, R (1.5) OBP: 0.373, SLG: 0.494	4-1 BB 41 1B		1-2 SAFE FC6-4		1-0 G5-3			3-2 HR	1-3 K	4 1 1 1 1 1 3													
41 Victor Martinez, S (1.2) OBP: 0.389, SLG: 0.559	2-1 G4-6-3 48 1B		2-0 2 E 48 1B 25 1B 1B		4-1 BB			2-2 G4-3		3 1 2 1 1 0 0													
48 Travis Hafner, L (1.10) OBP: 0.410, SLG: 0.450	0-2 G4-6-3		1-2 25 1B 29 FC5 2 E 1B		0-0 F7			2-2 G4-3		4 1 1 0 0 0 3													
2 Jhonny Peralta, R (1.6) OBP: 0.361, SLG: 0.487		2-2 F9		3-2 FC5 29 FC5 25 1B 1B		1-0 F8		0-2 1B		4 0 1 0 0 0 2													
Trot Nixon, L (1.9) OBP: 0.334, SLG: 0.333		1-2 G6-3		1-0 P5		1-1 L8		1 SAFE 0-2 G4-3		4 0 0 0 0 0 4													
Franklin Gutierrez, R (9.9) OBP: 0.219, SLG: 0.387										0 0 0 0 0 0 0													
25 Ryan Garko, R (1.3) OBP: 0.362, SLG: 0.471		0-2 K		1-1 29 FC5 1B		2-0 F7			1-3 K	4 0 1 1 0 2 0													
29 Josh Barfield, R (1.4) OBP: 0.290, SLG: 0.350			2-1 FC6-4 1B		0-0 FC5		0-1 F8		0-0 24 BLK 1B	4 0 2 1 0 0 2													
Inning Stats	R: 1 E: 0 K: 0 S: 12	H: 2 LOB: 1 BB: 1 P: 22	R: 0 E: 0 K: 1 S: 13	H: 0 LOB: 0 BB: 0 P: 16	R: 0 E: 0 K: 0 S: 10	H: 1 LOB: 1 BB: 0 P: 15	R: 2 E: 1 K: 1 S: 17	H: 3 LOB: 2 BB: 0 P: 26	R: 0 E: 0 K: 0 S: 7	H: 0 LOB: 1 BB: 1 P: 15	R: 0 E: 0 K: 0 S: 4	H: 0 LOB: 0 BB: 0 P: 8	R: 0 E: 0 K: 1 S: 6	H: 0 LOB: 0 BB: 0 P: 7	R: 1 E: 0 K: 0 S: 17	H: 2 LOB: 1 BB: 0 P: 24	R: 0 E: 0 K: 3 S: 11	H: 1 LOB: 2 BB: 1 P: 18	1B: 8 2B: 0 3B: 0 HR: 1	SF: 0 SAC: 0 DP: 1 HBP: 0	WP: 1 PB: 0 SB: 1 CS: 0	PA: 39	
PITCHER	IP WLS BF H R ER SO BB IBB HBP BLK WP HR S P ERA WHIP											PITCHER	IP WLS BF H R ER SO BB IBB HBP BLK WP HR S P ERA WHIP										
38 Buddy Carlyle, R (1.1) ERA: 4.44	6.0 3 0 0 0 1 0 0 0 0 0 0 6 7 0.00 0.000											Tyler Yates, R (7.1) ERA: 3.34	1.0 W 5 2 1 1 0 0 0 0 0 0 1 17 24 9.00 2.000										
39 Rafael Soriano, R (8.1) ERA: 2.43	1.0 S 5 1 0 0 3 1 0 0 1 0 0 0 11 18 0.00 2.000											Bob Wickman, R (9.1) ERA: 3.57	1.0 S 5 1 0 0 3 1 0 0 1 0 0 0 11 18 0.00 2.000										

Batter	1	2	3	4	5	6	7	8	9	AB	R	H	RBI	BB	SO	LOB	TOP					
2 Kelly Johnson, L (1,4) OBP: 0.384, SLG: 0.482	G3		11 1B G4-3		0-1 1B	3-3 K			1-3 K	5	1	2	1	0	2	0						
Willie Harris, L (1,7) OBP: 0.448, SLG: 0.509	G6-3		G4-3		3-2 11 S 2B				3-3 K	5	1	1	2	0	1	1						
11 Edgar Renteria, R (1,6) OBP: 0.394, SLG: 0.525	10 S 1B		1-2 3-H 0-2 1B		1 SAFE 2-1 1-H G4-3 2B				0-0 10 1B	5	2	5	2	0	0	0						
10 Chipper Jones, S (1,10) OBP: 0.407, SLG: 0.611	F7		2-3 K		2-2 16 G4-3 1B				3-3 HR	5	0	2	0	0	2	3						
Andruw Jones, R (1,8) OBP: 0.312, SLG: 0.406			1-3 K		1-3 K				2-2 F5	4	0	0	0	0	3	6						
16 Brian McCann, L (1,2) OBP: 0.324, SLG: 0.409	G3				0-0 1B				0-3 K	4	0	1	1	0	1	3						
7 Jeff Francoeur, R (1,9) OBP: 0.327, SLG: 0.434	K				0-3 K				2-0 G6-3	4	0	0	0	0	2	2						
Scott Thorman, L (1,3) OBP: 0.255, SLG: 0.398			1-2 19 1B 2 1B 2B		1-1 F8				0-3 K2-3	4	1	1	0	0	1	1						
19 Yunel Escobar, R (1,5) OBP: 0.355, SLG: 0.441			1-1 2 1B G4-3 1B		0-3 K				0-1 G6-3	4	1	1	0	0	1	1						
Inning Stats	R: 0 E: 0 K: 0 S: 15	H: 1 LOB: 1 BB: 0 P: 20	R: 0 E: 0 K: 2 S: 9	H: 0 LOB: 0 BB: 0 P: 10	R: 2 E: 0 K: 2 S: 22	H: 4 LOB: 2 BB: 0 P: 31	R: 0 E: 0 K: 2 S: 9	H: 1 LOB: 1 BB: 0 P: 10	R: 3 E: 0 K: 1 S: 16	H: 4 LOB: 1 BB: 0 P: 24	R: 0 E: 0 K: 1 S: 8	H: 0 LOB: 0 BB: 0 P: 12	R: 0 E: 0 K: 1 S: 13	H: 2 LOB: 2 BB: 0 P: 18	R: 0 E: 0 K: 1 S: 6	H: 0 LOB: 0 BB: 0 P: 8	R: 1 E: 0 K: 3 S: 13	H: 1 LOB: 0 BB: 0 P: 20	1B: 9 2B: 2 3B: 1 HR: 1	SF: 0 SAC: 0 DP: 0 HBP: 0	WP: 0 PB: 0 CS: 0	PA: 40
PITCHER	IP	WLS	BF	H	R	ER	SO	BB	IBB	HBP	BLK	WP	HR	S	P	ERA	WHIP					
Paul Byrd, R (1,1) ERA: 4.81	5.0	L	25	10	5	5	7	0	0	0	0	0	0	71	95	9.00	2.000					
53 Rafael Perez, L (6,1) ERA: 1.0	4.0		15	3	1	1	6	0	0	0	0	0	1	40	58	2.25	0.750					

Atlanta Braves @ Cleveland Indians
Jacobs Field, Cleveland, OH
Sat Jun 16 2007, 3:55 PM EDT
Att: 35,153 - Sunny - 80 F

AB 40
R 6
H 13
RBI 6
BB 0
SO 13
LOB 17



Batter	1	2	3	4	5	6	7	8	9	AB	R	H	RBI	BB	SO	LOB	BOTTOM					
24 Grady Sizemore, L (1,8) OBP: 0.403, SLG: 0.475	2B		20 G4-6-3 1B		1-2 G3			2-1 F7		4	0	2	1	0	0	0						
20 David Dellucci, L (1,7) OBP: 0.304, SLG: 0.393	K		G4-6-3		1-0 1B			4-1 G6-4-3 BB		3	0	1	0	1	1	2						
Casey Blake, R (1,5) OBP: 0.372, SLG: 0.490	K		1-2 3-H 0-2 1B		0-1 F9			0-1 G6-4-3		4	0	1	0	0	1	3						
41 Victor Martinez, S (1,10) OBP: 0.383, SLG: 0.550	K		0-2 P6		0-0 F9				2-3 K	4	0	0	0	0	2	2						
48 Travis Hafner, L (1,3) OBP: 0.405, SLG: 0.442	K				2-2 G4-3				2-1 G4-3	4	0	0	0	0	1	0						
2 Jhonny Peralta, R (1,6) OBP: 0.355, SLG: 0.479	K		2-3 K		0-0 G6-3				1-3 K	4	0	0	0	0	3	0						
Trot Nixon, L (1,9) OBP: 0.324, SLG: 0.333	L6				1-2 1B					3	0	1	0	0	0	0						
29 Josh Barfield, R (1,4) OBP: 0.290, SLG: 0.350			10 2B 24 1B 1B		0-0 P4				1-0 G5-3	3	1	1	0	0	0	1						
10 Kelly Shoppach, R (1,2) OBP: 0.456, SLG: 0.600			1-1 24 1B 20 G4-6-3 2B		2-3 K				0-3 K	3	1	1	0	0	2	0						
Inning Stats	R: 0 E: 0 K: 3 S: 12	H: 1 LOB: 1 BB: 0 P: 20	R: 0 E: 0 K: 2 S: 7	H: 0 LOB: 0 BB: 0 P: 10	R: 2 E: 0 K: 0 S: 17	H: 4 LOB: 1 BB: 0 P: 23	R: 0 E: 0 K: 0 S: 7	H: 1 LOB: 1 BB: 0 P: 9	R: 0 E: 0 K: 1 S: 10	H: 1 LOB: 1 BB: 0 P: 14	R: 0 E: 0 K: 1 S: 8	H: 0 LOB: 0 BB: 0 P: 10	R: 0 E: 0 K: 1 S: 6	H: 0 LOB: 0 BB: 0 P: 8	R: 0 E: 0 K: 0 S: 5	H: 0 LOB: 1 BB: 1 P: 11	R: 0 E: 0 K: 2 S: 10	H: 0 LOB: 0 BB: 0 P: 15	1B: 5 2B: 2 3B: 0 HR: 0	SF: 0 SAC: 0 DP: 2 HBP: 0	WP: 0 PB: 0 CS: 0	PA: 33
PITCHER	IP	WLS	BF	H	R	ER	SO	BB	IBB	HBP	BLK	WP	HR	S	P	ERA	WHIP					
29 John Smoltz, R (1,1) ERA: 2.84	6.0	W	24	7	2	2	7	0	0	0	0	0	0	61	86	3.00	1.167					
Tyler Yates, R (7,1) ERA: 3.23	1.0	H	3	0	0	0	1	0	0	0	0	0	0	6	8	0.00	0.000					
39 Rafael Soriano, R (8,1) ERA: 2.35	1.0	H	3	0	0	0	0	1	0	0	0	0	0	5	11	0.00	1.000					
58 Peter Moylan, R (9,1) ERA: 2.25	1.0		3	0	0	0	2	0	0	0	0	0	0	10	15	0.00	0.000					

Atlanta Braves @ Cleveland Indians
Jacobs Field, Cleveland, OH
Sat Jun 16 2007, 3:55 PM EDT
Att: 35,153 - Sunny - 80 F

AB 32
R 2
H 7
RBI 1
BB 1
SO 10
LOB 8



Batter	1	2	3	4	5	6	7	8	9	AB	R	H	RBI	BB	SO	LOB	TOP					
2 Kelly Johnson, L (1,4) OBP: 0.384, SLG: 0.478	G3		E			G6-3		2B	F7	4	0	1	0	1	0	2	Atlanta Braves @ Cleveland Indians Jacobs Field, Cleveland, OH Sun Jun 17 2007, 1:05 PM EDT Att: 33,429 - Cloudy - 78 F					
Willie Harris, L (1,7) OBP: 0.443, SLG: 0.509	K		E4			F7		2B		4	0	1	1	0	1							
11 Edgar Renteria, R (1,6) OBP: 0.388, SLG: 0.517	G5-3		FC6			G6-3		K		4	0	0	0	0	1							
10 Chipper Jones, S (1,10) OBP: 0.409, SLG: 0.615		G5-3				F8		L7		4	0	2	0	0	0	2						
Andruw Jones, R (1,8) OBP: 0.307, SLG: 0.400	G5-3					K		K		4	0	0	0	0	3	4						
16 Brian McCann, L (1,2) OBP: 0.318, SLG: 0.401	G4-3					G4-3		L7		4	0	0	0	0	1	2						
7 Jeff Francoeur, R (1,9) OBP: 0.326, SLG: 0.431	K					G6-3		F8		4	0	1	0	0	1	2						
Scott Thorman, L (1,3) OBP: 0.265, SLG: 0.421						G6-3		HR		4	1	3	1	0	0	0						
19 Yunel Escobar, R (1,5) OBP: 0.348, SLG: 0.419			K			G4-3		G1-3		3	1	0	0	1	1	3						
Inning Stats	R: 0 E: 0 K: 1 S: 7	H: 0 LOB: 0 BB: 0 P: 8	R: 0 E: 0 K: 1 S: 10	H: 1 LOB: 1 BB: 0 P: 14	R: 0 E: 1 K: 1 S: 11	H: 2 LOB: 2 BB: 0 P: 14	R: 0 E: 0 K: 1 S: 10	H: 0 LOB: 0 BB: 0 P: 15	R: 0 E: 0 K: 0 S: 7	H: 0 LOB: 0 BB: 0 P: 11	R: 0 E: 0 K: 0 S: 5	H: 0 LOB: 0 BB: 0 P: 8	R: 0 E: 0 K: 1 S: 12	H: 1 LOB: 1 BB: 0 P: 15	R: 2 E: 0 K: 2 S: 19	H: 2 LOB: 2 BB: 2 P: 31	R: 0 E: 0 K: 1 S: 15	H: 2 LOB: 2 BB: 0 P: 19	1B: 5 2B: 2 HR: 1	SF: 0 SAC: 0 HBP: 0	WP: 0 PB: 0 CS: 1	PA: 37
PITCHER	IP	WLS	BF	H	R	ER	SO	BB	IBB	HBP	BLK	WP	HR	S	P	ERA	WHIP					
55 Roberto Hernandez, R (1,1) ERA: 3.12	7.0	W	28	5	2	2	5	2	0	0	0	0	1	68	99	2.57	1.000					
63 Rafael Betancourt, R (8,1) ERA: 1.17	1.0	H	4	1	0	0	2	0	0	0	0	0	0	13	17	0.00	1.000					
47 Joe Borowski, R (9,1) ERA: 6.33	1.0	S	5	2	0	0	1	0	0	0	0	0	0	15	19	0.00	2.000					

Batter	1	2	3	4	5	6	7	8	9	AB	R	H	RBI	BB	SO	LOB	BOTTOM				
24 Grady Sizemore, L (1,8) OBP: 0.398, SLG: 0.468	K		F8			G3-1				4	0	0	0	0	1	2	Atlanta Braves @ Cleveland Indians Jacobs Field, Cleveland, OH Sun Jun 17 2007, 1:05 PM EDT Att: 33,429 - Cloudy - 78 F				
Jason Michaels, R (1,7) OBP: 0.328, SLG: 0.429	F9		G6-3			FC5		K		4	0	1	1	0	1	0					
Casey Blake, R (1,5) OBP: 0.370, SLG: 0.486						F9		L6		4	0	1	0	0	0	2					
41 Victor Martinez, S (1,2) OBP: 0.381, SLG: 0.545	L8					G3-1		K		4	1	1	0	0	1	1					
2 Jhonny Peralta, R (1,6) OBP: 0.357, SLG: 0.481						G6-3		K		3	1	1	0	1	1	0					
25 Ryan Garko, R (1,3) OBP: 0.355, SLG: 0.461		P2				BB		F7		4	1	0	1	0	0	1					
Trot Nixon, L (1,10) OBP: 0.332, SLG: 0.332										1	0	0	0	3	0	1					
20 David Dellucci, L (8, PR) OBP: 0.304, SLG: 0.393										0	0	0	0	0	0	0					
Franklin Gutierrez, R (1,9) OBP: 0.250, SLG: 0.400										4	2	2	1	0	2	2					
29 Josh Barfield, R (1,4) OBP: 0.287, SLG: 0.346										3	0	0	1	0	1	2					
Inning Stats	R: 0 E: 0 K: 1 S: 12	H: 1 LOB: 1 BB: 0 P: 17	R: 0 E: 0 K: 1 S: 10	H: 0 LOB: 1 BB: 1 P: 18	R: 0 E: 0 K: 1 S: 8	H: 0 LOB: 0 BB: 0 P: 11	R: 0 E: 0 K: 0 S: 8	H: 0 LOB: 1 BB: 1 P: 18	R: 1 E: 0 K: 0 S: 10	H: 2 LOB: 2 BB: 1 P: 16	R: 4 E: 1 K: 0 S: 13	H: 3 LOB: 0 BB: 0 P: 24	R: 0 E: 0 K: 2 S: 10	H: 0 LOB: 0 BB: 0 P: 15	R: 0 E: 0 K: 2 S: 8	H: 0 LOB: 1 BB: 1 P: 14	1B: 5 2B: 1 3B: 0 HR: 0	SF: 0 SAC: 0 DP: 0 HBP: 0	WP: 0 PB: 0 CS: 0	PA: 35	
PITCHER	IP	WLS	BF	H	R	ER	SO	BB	IBB	HBP	BLK	WP	HR	S	P	ERA	WHIP				
26 Kyle Davies, R (1,1) ERA: 5.65	5.1	L	26	6	5	3	3	3	0	0	0	0	0	57	97	5.06	1.688				
54 Chad Paronto, R (8,1) ERA: 5.7	1.2		5	0	0	0	2	0	0	0	0	0	0	14	22	0.00	0.000				
Macey McBride, L (8,1) ERA: 3.38	1.0		4	0	0	0	2	1	0	0	0	0	0	8	14	0.00	1.000				



Batter	1	2	3	4	5	6	7	8	9	AB	R	H	RBI	BB	SO	LOB	TOP			
7 J.D. Drew, L (1,9) OBP: 0.340, SLG: 0.361	G1-3			E6	F8		K		G4-6-3	5	0	0	0	0	1	2				
15 Dustin Pedroia, R (1,4) OBP: 0.400, SLG: 0.448	F9			G5-3			G5-3			4	0	1	1	0	0	1				
34 David Ortiz, L (1,3) OBP: 0.449, SLG: 0.603	G4-3				F8					3	1	1	1	1	0	1				
12 Eric Hinske, L (7, PR) OBP: 0.284, SLG: 0.317				HR			FC5-4			0	0	0	0	0	0	0				
Manny Ramirez, R (1,7) OBP: 0.395, SLG: 0.478		G6-3					FC5-4			4	0	1	0	0	0	2				
20 Kevin Youkilis, R (1,5) OBP: 0.415, SLG: 0.510		G6-3								4	0	2	0	0	0	0				
Jason Varitek, S (1,2) OBP: 0.353, SLG: 0.438		G6-3								3	1	2	0	1	0	1				
Coco Crisp, S (1,8) OBP: 0.302, SLG: 0.345										4	0	1	0	0	1	4				
13 Alex Cora, L (1,6) OBP: 0.324, SLG: 0.448										2	1	1	1	0	0	0				
19 Josh Beckett, R (1,1) OBP: 0.143, SLG: 0.296										3	1	1	1	0	0	1				
39 Kyle Snyder, S (7,1) ERA: 3.89										0	0	0	0	0	0	0				
37 Hideki Okajima, L (8,1) ERA: 5.28										1	0	0	0	0	1	1				
Wily Mo Peña, R (9, PH) OBP: 0.301, SLG: 0.391										0	0	0	0	0	0	0				
58 Jonathan Papelbon, R (9,1) ERA: 3.6										0	0	0	0	0	0	0				
Inning Stats	R: 0 E: 0 K: 0 S: 7	H: 0 LOB: 0 BB: 0 P: 11	R: 0 E: 0 K: 0 S: 9	H: 1 LOB: 0 BB: 0 P: 17	R: 0 E: 0 K: 1 S: 8	H: 0 LOB: 0 BB: 0 P: 9	R: 1 E: 1 K: 0 S: 16	H: 3 LOB: 3 BB: 1 P: 27	R: 2 E: 0 K: 0 S: 13	H: 3 LOB: 1 BB: 0 P: 19	R: 1 E: 0 K: 0 S: 9	H: 2 LOB: 1 BB: 0 P: 16	R: 0 E: 0 K: 1 S: 10	H: 1 LOB: 1 BB: 1 P: 18	R: 0 E: 0 K: 1 S: 5	H: 0 LOB: 0 BB: 0 P: 8	1B: 5 2B: 3 3B: 1 HR: 1	SF: 1 SAC: 0 DP: 3 HBP: 1	WP: 0 PB: 0 SB: 0 CS: 1	PA: 37
PITCHER	IP WLS BF H R ER SO BB IBB HBP BLK WP HR S P ERA WHIP																			
15 Tim Hudson, R (1,1) ERA: 3.43	5.1 L 25 9 4 4 1 0 1 0 0 0 0 1 59 93 6.75 1.688																			
Oscar Villarreal, R (6,1) ERA: 3.89	1.2 6 0 0 0 1 1 0 0 0 0 0 0 13 24 0.00 0.600																			
54 Chad Paronto, R (8,1) ERA: 5.28	1.0 3 1 0 0 0 0 0 0 0 0 0 0 9 12 0.00 1.000																			
Macey McBride, L (9,1) ERA: 3.6	1.0 3 0 0 0 1 0 0 0 1 0 0 0 5 8 0.00 0.000																			

Boston Red Sox @ Atlanta Braves
Turner Field, Atlanta, GA
Tue Jun 19 2007, 7:35 PM EDT
Att: 47,910 - Cloudy - 73 F


AB 33
R 4
H 10
RBI 4
BB 2
SO 3
LOB 13



Batter	1	2	3	4	5	6	7	8	9	AB	R	H	RBI	BB	SO	LOB	BOTTOM					
2 Kelly Johnson, L (1,4) OBP: 0.383, SLG: 0.473	K2-3									3	0	2	0	1	1	0						
Willie Harris, L (1,7) OBP: 0.446, SLG: 0.513										3	0	1	0	0	1	2						
23 Matt Diaz, R (8, PH) OBP: 0.365, SLG: 0.466										0	0	0	0	1	0	0						
11 Edgar Renteria, R (1,6) OBP: 0.395, SLG: 0.521										3	0	2	0	0	0	1						
19 Yunel Escobar, R (7,6) OBP: 0.343, SLG: 0.413										1	0	0	0	0	0	2						
10 Chipper Jones, S (1,5) OBP: 0.410, SLG: 0.604										3	0	0	0	1	0	4						
16 Brian McCann, L (1,2) OBP: 0.316, SLG: 0.414										4	0	0	0	0	0	3						
Andruw Jones, R (1,8) OBP: 0.299, SLG: 0.388										4	0	0	0	0	0	1						
7 Jeff Francoeur, R (1,9) OBP: 0.320, SLG: 0.423										4	0	0	0	0	1	0						
Scott Thorman, L (1,3) OBP: 0.270, SLG: 0.438										3	0	0	0	0	0	0						
15 Tim Hudson, R (1,1) OBP: 0.250, SLG: 0.267										2	0	0	0	0	0	0						
Oscar Villarreal, L (6,1) ERA: 2.96										0	0	0	0	0	0	0						
4 Pete Orr, L (7, PH) OBP: 0.226, SLG: 0.216										1	0	0	0	0	1	0						
54 Chad Paronto, R (8,1) ERA: 1.01										0	0	0	0	0	0	0						
Macey McBride, L (9,1) ERA: 1.78										0	0	0	0	0	0	0						
Inning Stats	R: 0 E: 0 K: 1 S: 9	H: 1 LOB: 2 BB: 1 P: 17	R: 0 E: 0 K: 0 S: 7	H: 0 LOB: 0 BB: 0 P: 9	R: 0 E: 0 K: 1 S: 11	H: 1 LOB: 2 BB: 1 P: 21	R: 0 E: 0 K: 1 S: 6	H: 0 LOB: 0 BB: 0 P: 6	R: 0 E: 0 K: 0 S: 9	H: 1 LOB: 1 BB: 0 P: 17	R: 0 E: 0 K: 0 S: 9	H: 1 LOB: 1 BB: 0 P: 18	R: 0 E: 0 K: 1 S: 9	H: 0 LOB: 0 BB: 0 P: 11	R: 0 E: 0 K: 0 S: 10	H: 1 LOB: 1 BB: 1 P: 21	R: 0 E: 0 K: 0 S: 6	H: 0 LOB: 0 BB: 0 P: 10	1B: 4 2B: 1 3B: 0 HR: 0	SF: 0 SAC: 0 DP: 1 HBP: 0	WP: 0 PB: 0 SB: 0 CS: 0	PA: 34
PITCHER	IP WLS BF H R ER SO BB IBB HBP BLK WP HR S P ERA WHIP																					
19 Josh Beckett, R (1,1) ERA: 3.14	6.0 W 24 4 1 0 0 3 2 0 0 0 0 0 51 88 0.00 1.000																					
39 Kyle Snyder, R (7,1) ERA: 2.96	1.0 4 1 0 0 1 0 0 0 0 0 0 0 13 18 0.00 1.000																					
37 Hideki Okajima, L (8,1) ERA: 1.01	1.0 3 0 0 0 0 1 0 0 0 0 0 0 6 14 0.00 1.000																					
58 Jonathan Papelbon, R (9,1) ERA: 1.78	1.0 3 0 0 0 0 0 0 0 0 0 0 0 6 10 0.00 0.000																					

Boston Red Sox @ Atlanta Braves
Turner Field, Atlanta, GA
Tue Jun 19 2007, 7:35 PM EDT
Att: 47,910 - Cloudy - 73 F

AB 31
R 0
H 5
RBI 0
BB 3
SO 4
LOB 13




Batter	1	2	3	4	5	6	7	8	9	AB	R	H	RBI	BB	SO	LOB	TOP					
7 J.D. Drew, L OBP: 0.346, SLG: 0.386 Wily Mo Peña, R OBP: 0.308, SLG: 0.406										2	2	1	0	0	0	0	Boston Red Sox @ Atlanta Braves Turner Field, Atlanta, GA Wed Jun 20 2007, 7:35 PM EDT Att: 49,585 - Partly Cloudy - 85 F					
15 Dustin Pedroia, R OBP: 0.400, SLG: 0.457										5	2	2	1	0	1	2						
34 David Ortiz, L OBP: 0.449, SLG: 0.613 12 Eric Hinske, L OBP: 0.293, SLG: 0.375										3	1	1	2	1	1	1						
Manny Ramirez, R OBP: 0.401, SLG: 0.498										4	2	3	2	1	0	2						
20 Kevin Youkilis, R OBP: 0.415, SLG: 0.506										4	0	1	0	1	1	2						
Jason Varitek, S OBP: 0.354, SLG: 0.434 50 Mike Timlin, R										4	1	1	0	1	2	5						
Coco Crisp, S OBP: 0.304, SLG: 0.358										5	1	2	3	0	1	0						
23 Julio Lugo, R OBP: 0.265, SLG: 0.299										5	0	0	0	0	0	2						
51 Julian Tavaréz, L OBP: 0.400, SLG: 0.250 13 Alex Cora, L OBP: 0.321, SLG: 0.443 36 Joel Pinheiro, R										3	0	0	0	0	3	0						
28 Doug Mirabeli, R OBP: 0.254, SLG: 0.306										1	0	0	0	0	0	0						
Inning Stats	R: 5 E: 0 K: 2 S: 20	H: 4 LOB: 0 BB: 1 P: 33	R: 2 E: 0 K: 1 S: 15	H: 4 LOB: 2 BB: 0 P: 27	R: 0 E: 0 K: 1 S: 8	H: 0 LOB: 0 BB: 0 P: 11	R: 0 E: 0 K: 1 S: 10	H: 1 LOB: 3 BB: 2 P: 21	R: 0 E: 0 K: 1 S: 6	H: 0 LOB: 0 BB: 0 P: 7	R: 0 E: 0 K: 2 S: 11	H: 0 LOB: 0 BB: 0 P: 17	R: 1 E: 0 K: 2 S: 10	H: 1 LOB: 0 BB: 0 P: 15	R: 3 E: 0 K: 0 S: 13	H: 3 LOB: 1 BB: 1 P: 19	R: 0 E: 0 K: 2 S: 11	H: 2 LOB: 2 BB: 0 P: 16	1B: 5 2B: 5 3B: 0 HR: 5	SF: 0 SAC: 0 DP: 0 HBP: 0	WP: 0 PB: 0 SB: 0 CS: 0	PA: 46
PITCHER	IP WLS BF H R ER SO BB IBB HBP BLK WP HR S P ERA WHIP																					
38 Buddy Carlyle, R ERA: 6.11 Oscar Villarreal, R ERA: 3.65 58 Peter Moylan, R ERA: 2.25 39 Rafael Soriano, R ERA: 3.13 27 Joey Devine, R ERA:	(1, 1) (4, 1) (7, 1) (8, 1) (9, 1)	3.2 2.1 1.0 1.0 1.0	L 7 4 7 5	23 7 1 3 2	9 0 1 3 0	7 0 1 3 0	7 4 2 3 0	4 4 2 0 2	1 0 0 0 0	2 0 0 0 0	0 0 0 0 0	0 0 0 0 0	0 0 0 0 0	0 0 0 0 0	0 20 10 13 11	29 89 15 19 16	0.00 0.00 9.00 27.00 0.00	2.000 1.000 1.000 4.000 2.000				

AB	42
R	11
H	15
RBI	11
BB	4
SO	12
LOB	18



Batter	1	2	3	4	5	6	7	8	9	AB	R	H	RBI	BB	SO	LOB	BOTTOM					
2 Kelly Johnson, L OBP: 0.381, SLG: 0.468										3	0	0	0	1	1	2	Boston Red Sox @ Atlanta Braves Turner Field, Atlanta, GA Wed Jun 20 2007, 7:35 PM EDT Att: 49,585 - Partly Cloudy - 85 F					
Willie Harris, L OBP: 0.440, SLG: 0.504										4	0	1	0	0	0	1						
11 Edgar Rentería, R OBP: 0.394, SLG: 0.519 Chris Woodward, R OBP: 0.233, SLG: 0.291										3	0	1	0	0	0	1						
10 Chipper Jones, S OBP: 0.411, SLG: 0.603 19 Yunel Escobar, R OBP: 0.333, SLG: 0.400										2	0	1	0	0	0	0						
16 Brian McCann, L OBP: 0.312, SLG: 0.408										2	0	0	0	0	0	2						
7 Jeff Francoeur, R OBP: 0.320, SLG: 0.422										3	0	0	0	0	0	3						
23 Matt Diaz, R OBP: 0.365, SLG: 0.464										3	0	1	0	0	0	0						
Scott Thorman, L OBP: 0.266, SLG: 0.431										3	0	0	0	0	1	2						
38 Buddy Carlyle, L Oscar Villarreal, L 4 Pete Orr, L 58 Peter Moylan, R 39 Rafael Soriano, R Jarrod Saltalamacchia, S 27 Joey Devine, R	(1, 1) (4, 1) (8, PH) (7, 1) (8, 1) (9, 1)	7.0 1.0 1.0	W 5 3	23 2 0	0 0 0	0 0 0	0 0 0	0 0 0	0 2 0	0 0 0	0 0 0	0 0 0	0 0 0	0 0 0	0 0 0	0 1 2						
Inning Stats	R: 0 E: 0 K: 1 S: 7	H: 0 LOB: 0 BB: 0 P: 12	R: 0 E: 0 K: 1 S: 8	H: 0 LOB: 0 BB: 0 P: 13	R: 0 E: 0 K: 1 S: 7	H: 0 LOB: 0 BB: 0 P: 12	R: 0 E: 0 K: 0 S: 5	H: 1 LOB: 0 BB: 0 P: 10	R: 0 E: 0 K: 1 S: 7	H: 1 LOB: 0 BB: 0 P: 12	R: 0 E: 0 K: 1 S: 10	H: 0 LOB: 0 BB: 0 P: 16	R: 0 E: 0 K: 0 S: 10	H: 1 LOB: 2 BB: 1 P: 22	R: 0 E: 0 K: 2 S: 10	H: 2 LOB: 2 BB: 0 P: 14		R: 0 E: 0 K: 0 S: 4	H: 0 LOB: 0 BB: 0 P: 6	1B: 5 2B: 0 3B: 0 HR: 0	SF: 0 SAC: 0 DP: 2 HBP: 0	WP: 0 PB: 0 SB: 0 CS: 0
PITCHER	IP WLS BF H R ER SO BB IBB HBP BLK WP HR S P ERA WHIP																					
51 Julian Tavaréz, R ERA: 4.5 36 Joel Pinheiro, R ERA: 4.8 50 Mike Timlin, R ERA: 5.79	(1, 1) (8, 1) (9, 1)	7.0 1.0 1.0	W 5 3	23 2 0	0 0 0	0 0 0	0 0 0	0 0 0	0 0 0	0 0 0	0 0 0	0 0 0	0 0 0	0 0 0	0 10 4	9 14 6	0.00 0.00 0.000	0.571 2.000 0.000				

AB	30
R	0
H	5
RBI	0
BB	1
SO	6
LOB	13



Batter	1	2	3	4	5	6	7	8	9	AB	R	H	RBI	BB	SO	LOB	TOP								
20 Omar Infante, R OBP: 0.343, SLG: 0.367 28 Curtis Granderson, L OBP: 0.341, SLG: 0.551										3	1	1	0	0	0	0									
14 Placido Polanco, R OBP: 0.379, SLG: 0.418										3	1	0	0	1	0	0									
3 Gary Sheffield, R OBP: 0.400, SLG: 0.535										5	1	2	1	0	1	1									
30 Magglio Ordonez, R OBP: 0.456, SLG: 0.648										5	1	2	0	0	1	1									
9 Carlos Guillen, S OBP: 0.393, SLG: 0.581										2	0	1	1	2	0	0									
Ivan Rodriguez, R OBP: 0.303, SLG: 0.453										4	0	2	2	0	0	4									
33 Marcus Thames, R Sean Casey, L OBP: 0.347, SLG: 0.373										2	0	0	0	0	0	2									
15 Brandon Inge, R OBP: 0.352, SLG: 0.445										3	1	1	0	1	0	3									
4B Andrew Miller, L Chad Durbin, R										3	0	0	0	0	3	5									
Inning Stats	R: 0 E: 0 K: 0 S: 8	H: 0 LOB: 0 BB: 0 P: 12	R: 0 E: 0 K: 0 S: 8	H: 1 LOB: 1 BB: 0 P: 9	R: 0 E: 0 K: 1 S: 9	H: 0 LOB: 0 BB: 0 P: 12	R: 0 E: 0 K: 2 S: 13	H: 0 LOB: 0 BB: 0 P: 17	R: 0 E: 0 K: 1 S: 6	H: 1 LOB: 2 BB: 1 P: 14	R: 4 E: 1 K: 2 S: 18	H: 4 LOB: 3 BB: 2 P: 32	R: 0 E: 0 K: 0 S: 15	H: 1 LOB: 2 BB: 2 P: 25	R: 1 E: 0 K: 0 S: 11	H: 1 LOB: 0 BB: 0 P: 17	R: 0 E: 0 K: 0 S: 7	H: 1 LOB: 0 BB: 0 P: 11	1B: 7 2B: 3 3B: 0 HR: 0	SF: 1 SAC: 0 DP: 2 HBP: 1	WP: 0 PB: 0 SB: 1 CS: 0	PA: 40			
PITCHER	IP	WLS	BF	H	R	ER	SO	BB	IBB	HBP	BLK	WP	HR	S	P	ERA	WHIP								
36 Chuck James, L ERA: 4.23	5.0	L	23	5	4	4	4	1	1	1	0	0	0	51	77	7.20	1.200								
58 Peter Moylan, R ERA: 2.27	1.0		5	1	0	0	2	0	1	0	0	0	0	11	19	0.00	1.000								
54 Chad Paronto, R ERA: 4.88	1.0		5	1	0	0	0	2	0	0	0	0	0	15	25	0.00	3.000								
49 Wilfredo Ledezma, L ERA: 4.78	1.0		4	1	1	1	0	0	0	0	0	0	0	11	17	9.00	1.000								
Oscar Villarreal, R ERA: 3.55	1.0		3	1	0	0	0	0	0	0	0	0	0	7	11	0.00	1.000								

Detroit Tigers @ Atlanta Braves
Turner Field, Atlanta, GA
Sun Jun 24 2007, 8:05 PM EDT
Att: 34,181 - Partly Cloudy - 89 F

AB 33
R 5
H 9
RBI 5
BB 5
SO 6
LOB 19

Batter	1	2	3	4	5	6	7	8	9	AB	R	H	RBI	BB	SO	LOB	BOTTOM								
19 Yunel Escobar, R OBP: 0.312, SLG: 0.361										3	0	0	0	1	0	2									
23 Matt Diaz, R OBP: 0.359, SLG: 0.459										4	0	1	0	0	1	1									
11 Edgar Renteria, R OBP: 0.385, SLG: 0.502										4	0	0	0	0	0	2									
10 Chipper Jones, S 4 Pete Orr, L OBP: 0.405, SLG: 0.604 OBP: 0.222, SLG: 0.212										4	0	1	0	0	0	1									
7 Jeff Francoeur, R OBP: 0.322, SLG: 0.418										4	0	1	0	0	0	2									
Andruw Jones, R OBP: 0.302, SLG: 0.380										3	0	1	0	1	1	1									
Jarrod Saltalamacchia, S OBP: 0.363, SLG: 0.453										4	0	2	0	0	1	2									
Chris Woodward, R OBP: 0.221, SLG: 0.275										4	0	0	0	0	2	4									
36 Chuck James, L 58 Peter Moylan, R 54 Chad Paronto, R 2 Kelly Johnson, L 49 Wilfredo Ledezma, L Oscar Villarreal, L										2	0	0	0	0	0	0									
Inning Stats	R: 0 E: 0 K: 0 S: 5	H: 0 LOB: 0 BB: 0 P: 9	R: 0 E: 0 K: 1 S: 10	H: 2 LOB: 2 BB: 0 P: 14	R: 0 E: 0 K: 0 S: 11	H: 0 LOB: 1 BB: 1 P: 20	R: 0 E: 0 K: 0 S: 8	H: 1 LOB: 0 BB: 0 P: 12	R: 0 E: 0 K: 0 S: 7	H: 0 LOB: 0 BB: 0 P: 10	R: 0 E: 0 K: 1 S: 10	H: 1 LOB: 1 BB: 0 P: 18	R: 0 E: 0 K: 2 S: 15	H: 0 LOB: 2 BB: 2 P: 27	R: 0 E: 0 K: 0 S: 10	H: 1 LOB: 0 BB: 0 P: 16	R: 0 E: 0 K: 1 S: 7	H: 1 LOB: 0 BB: 0 P: 9	1B: 6 2B: 0 3B: 0 HR: 0	SF: 0 SAC: 0 DP: 1 HBP: 0	WP: 1 PB: 0 SB: 1 CS: 0	PA: 35			
PITCHER	IP	WLS	BF	H	R	ER	SO	BB	IBB	HBP	BLK	WP	HR	S	P	ERA	WHIP								
4B Andrew Miller, L ERA: 2.7	6.0	W	24	4	0	0	2	2	0	0	0	0	0	31	47	0.00	1.000								
Chad Durbin, R ERA: 4.2	3.0	S	11	2	0	0	3	1	0	0	0	1	0	31	47	0.00	1.000								

Detroit Tigers @ Atlanta Braves
Turner Field, Atlanta, GA
Sun Jun 24 2007, 8:05 PM EDT
Att: 34,181 - Partly Cloudy - 89 F

AB 32
R 0
H 6
RBI 0
BB 3
SO 5
LOB 15

Batter	1	2	3	4	5	6	7	8	9	AB	R	H	RBI	BB	SO	LOB	TOP						
0 Brandon Watson, L (1,8) OBP: 0.316, SLG: 0.333	G3		K			G1-3	L5			4	0	0	0	0	1	3	Washington Nationals @ Atlanta Braves Turner Field, Atlanta, GA Mon Jun 25 2007, 7:05 PM EDT Att: 25,375 - Cloudy - 74 F						
Felipe Lopez, S (1,6) OBP: 0.285, SLG: 0.340	G1-4-3			K		G6-3		21 S 1B		4	0	1	0	0	1	0							
11 Ryan Zimmerman, R (1,5) OBP: 0.299, SLG: 0.429	K			K				K		4	0	1	0	0	3	1							
21 Dmitri Young, S (1,3) OBP: 0.392, SLG: 0.508		G4-1						K		4	0	1	0	0	1	2							
25 Austin Kearns, R (1,9) OBP: 0.329, SLG: 0.389		K			G5-3			K		4	1	1	0	0	2	2							
Ryan Church, L (1,7) OBP: 0.351, SLG: 0.432						G3-1			K	4	0	1	0	0	1	0							
10 Ronnie Belliard, R (1,4) OBP: 0.328, SLG: 0.376						G5-3			L9	4	0	1	0	0	1	2							
Brian Schneider, L (1,2) OBP: 0.319, SLG: 0.345						G6-3				4	0	3	1	0	0	1							
57 Jason Bergmann, R (5, PH) Ryan Langerhans, L (5, PH) 40 Billy Traber, L (5, PH) D'Angelo Jimenez, S (7, PH) Luis Ayala, R (7, PH) 49 Chris Schroder, R (8, PH) Tony Batista, R (9, PH)						K			F9	1	0	0	0	0	1	1							
Inning Stats	R: 0 E: 0 K: 1 S: 7	H: 0 LOB: 0 BB: 0 P: 10	R: 0 E: 0 K: 1 S: 8	H: 0 LOB: 0 BB: 0 P: 12	R: 0 E: 0 K: 2 S: 8	H: 1 LOB: 1 BB: 0 P: 9	R: 0 E: 0 K: 2 S: 12	H: 1 LOB: 1 BB: 0 P: 19	R: 0 E: 0 K: 1 S: 10	H: 1 LOB: 1 BB: 0 P: 14	R: 0 E: 0 K: 0 S: 6	H: 1 LOB: 2 BB: 0 P: 8	R: 1 E: 0 K: 2 S: 12	H: 3 LOB: 2 BB: 0 P: 20	R: 0 E: 0 K: 3 S: 12	H: 1 LOB: 1 BB: 0 P: 18		R: 0 E: 0 K: 1 S: 11	H: 1 LOB: 1 BB: 0 P: 15	1B: 6 2B: 3 HR: 0	SF: 0 SAC: 0 DP: 0 HBP: 0	WP: 0 PB: 0 SB: 1 CS: 1	PA: 36
PITCHER	IP WLS BF H R ER SO BB IBB HBP BLK WP HR S P ERA WHIP																						
15 Tim Hudson, R (1, 1) ERA: 3.29	7.0 W 28	7 1 1 9	0 0 0 0	0 0 0 0	0 0 0 0	0 0 63 92	1.29 1.000																
39 Rafael Soriano, R (8, 1) ERA: 2.94	1.0 H 4	1 0 0 3	0 0 0 0	0 0 0 0	0 0 12 18	0.00 1.000																	
Bob Wickman, R (9, 1) ERA: 3.24	1.0 S 4	1 0 0 1	0 0 0 0	0 0 0 0	0 0 11 15	0.00 1.000																	

Batter	1	2	3	4	5	6	7	8	9	AB	R	H	RBI	BB	SO	LOB	BOTTOM					
Willie Harris, L (1,7) OBP: 0.440, SLG: 0.500	11 CS 1B					K		G6-3		4	0	2	0	0	1	0	Washington Nationals @ Atlanta Braves Turner Field, Atlanta, GA Mon Jun 25 2007, 7:05 PM EDT Att: 25,375 - Cloudy - 74 F					
11 Edgar Renteria, R (1,6) OBP: 0.383, SLG: 0.502	K			FC4-6 10 1B 16 HR 1-2				G6-3		4	2	1	0	0	1	2						
10 Chipper Jones, S (1,5) OBP: 0.407, SLG: 0.697	F7									4	0	2	0	0	0	1						
19 Yunel Escobar, R (6, PR) OBP: 0.312, SLG: 0.361	F7									0	0	0	0	0	0	0						
Andrew Jones, R (1,8) OBP: 0.301, SLG: 0.376		F8								3	1	0	0	1	1	3						
16 Brian McCann, L (1,2) OBP: 0.307, SLG: 0.413		F9								3	1	2	4	0	0	0						
7 Jeff Francoeur, R (1,9) OBP: 0.319, SLG: 0.413										3	0	0	0	0	2	2						
2 Kelly Johnson, L (1,4) OBP: 0.373, SLG: 0.451										3	0	0	0	0	2	0						
Scott Thorman, L (1,3) OBP: 0.259, SLG: 0.416										3	0	0	0	0	1	0						
15 Tim Hudson, R (1, 1) ERA: 2.72	4.0 L 15	4 1 1 4	0 0 0 0	0 0 0 0	0 0 52 76	2.25 1.000																
4 Pete Orr, L (7, PH) ERA: 2.94	1.0	3 0 0 0	0 0 0 0	0 0 0 0	0 0 6 11	0.00 0.000																
39 Rafael Soriano, R (8, 1) ERA: 2.94	1.0	4 1 0 0 1	0 0 0 0	0 0 0 0	0 0 12 19	0.00 1.000																
Bob Wickman, R (9, 1) ERA: 3.24	1.0	4 1 0 0 1	0 0 0 0	0 0 0 0	0 0 12 19	0.00 1.000																
Inning Stats	R: 0 E: 0 K: 1 S: 11	H: 1 LOB: 0 BB: 0 P: 16	R: 0 E: 0 K: 1 S: 10	H: 0 LOB: 0 BB: 0 P: 16	R: 0 E: 0 K: 1 S: 12	H: 0 LOB: 0 BB: 0 P: 17	R: 1 E: 0 K: 1 S: 19	H: 3 LOB: 2 BB: 0 P: 27	R: 0 E: 0 K: 2 S: 8	H: 0 LOB: 0 BB: 0 P: 12	R: 3 E: 0 K: 1 S: 9	H: 2 LOB: 1 BB: 1 P: 17	R: 0 E: 0 K: 0 S: 6	H: 0 LOB: 0 BB: 0 P: 11	R: 0 E: 0 K: 1 S: 12	H: 1 LOB: 1 BB: 0 P: 19	1B: 4 2B: 3 HR: 1	SF: 0 SAC: 0 DP: 1 HBP: 0	WP: 0 PB: 0 SB: 0 CS: 1	PA: 31		
PITCHER	IP WLS BF H R ER SO BB IBB HBP BLK WP HR S P ERA WHIP																					
57 Jason Bergmann, R (1, 1) ERA: 2.72	2.0	9 2 3 3 3	0 1 0 0	0 0 0 0	0 0 17 29	13.50 1.000																
40 Billy Traber, L (5, 1) ERA: 2.94	1.0	3 0 0 0 0	0 0 0 0	0 0 0 0	0 0 6 11	0.00 0.000																
49 Chris Schroder, R (8, 1) ERA: 3.24	1.0	4 1 0 0 1	0 0 0 0	0 0 0 0	0 0 12 19	0.00 1.000																



Batter	1	2	3	4	5	6	7	8	9	AB	R	H	RBI	BB	SO	LOB	TOP	
Ryan Langerhans, L OBP: 0.288, SLG: 0.277 (1, 8)										4	0	0	0	0	3	1	Washington Nationals @ Atlanta Braves Turner Field, Atlanta, GA Wed Jun 27 2007, 7:35 PM EDT Att: 29,144 - Clear - 89 F	
Felipe Lopez, S OBP: 0.287, SLG: 0.339 (1, 6)										3	0	1	0	1	2	0		
11 Ryan Zimmerman, R OBP: 0.296, SLG: 0.423 Tony Batista, R OBP: 0.250, SLG: 0.222 (6, PH) (8, 3)										3	0	0	0	0	1	3		
21 Dmitri Young, S OBP: 0.391, SLG: 0.506 Jon Rauch, R (8, 1)										4	0	0	0	0	0	1		
25 Austin Kearns, R OBP: 0.326, SLG: 0.384 Robert Fick, L OBP: 0.302, SLG: 0.259 (6, PH) (6, 9)										2	0	1	0	0	1	0		
Ryan Church, L OBP: 0.322, SLG: 0.438 (1, 7)										4	0	2	0	0	0	2		
10 Ronnie Belliard, R OBP: 0.330, SLG: 0.381 (1, 4)										4	0	2	0	0	1	2		
Brian Schneider, L OBP: 0.314, SLG: 0.339 52 Saul Rivera, S (7, 1)										3	0	0	0	0	0	2		
59 Micah Bowie, L Luis Ayala, R Nook Logan, S 40 Billy Traber, L 3 Jesus Flores, R (5, PH) (5, 1) (7, PH) (7, 2)										1	0	0	0	0	1	2		
Inning Stats	R: 0 E: 0 K: 1 S: 11	H: 1 LOB: 1 BB: 0 P: 18	R: 0 E: 0 K: 1 S: 14	H: 2 LOB: 2 BB: 0 P: 19	R: 0 E: 0 K: 2 S: 9	H: 0 LOB: 0 BB: 0 P: 14	R: 0 E: 0 K: 1 S: 10	H: 1 LOB: 1 BB: 1 P: 19	R: 0 E: 0 K: 0 S: 9	H: 0 LOB: 0 BB: 0 P: 11	R: 0 E: 0 K: 1 S: 8	H: 0 LOB: 0 BB: 0 P: 11	R: 0 E: 0 K: 0 S: 10	H: 2 LOB: 1 BB: 0 P: 15	1B: 6 2B: 3 3B: 0 HR: 0	SF: 0 SAC: 0 DP: 1 HBP: 0		WP: 1 PB: 0 CS: 0
PITCHER	IP WLS BF H R ER SO BB IBB HBP BLK WP HR S P ERA WHIP																	
29 John Smoltz, R ERA: 2.96 Oscar Villarreal, R ERA: 3.38 49 Wilfredo Ledezma, L ERA: 4.66 54 Chad Paronto, R ERA: 4.71	(1, 1) (6, 1) (8, 1) (9, 1)	5.0 2.0 1.0 1.0	W 7 3 4	21 5 0 2	5 1 0 0	0 0 0 0	7 1 1 0	1 0 0 0	0 0 0 0	0 0 0 0	0 0 0 0	0 0 0 0	0 0 0 0	0 0 0 0	0 0 0 0	0 0 0 0	0.00 0.00 0.00 0.00	1.200 0.500 0.000 2.000

AB	34
R	0
H	8
RBI	0
BB	1
SO	9
LOB	14



Batter	1	2	3	4	5	6	7	8	9	AB	R	H	RBI	BB	SO	LOB	BOTTOM	
19 Yunel Escobar, R OBP: 0.345, SLG: 0.415 (1, 4)										5	4	4	1	0	0	1	Washington Nationals @ Atlanta Braves Turner Field, Atlanta, GA Wed Jun 27 2007, 7:35 PM EDT Att: 29,144 - Clear - 89 F	
11 Edgar Renteria, R OBP: 0.386, SLG: 0.502 Willie Harris, L OBP: 0.437, SLG: 0.496 (1, 6) (6, 8)										4	2	3	2	0	0	1		
10 Chipper Jones, S OBP: 0.410, SLG: 0.691 Chris Woodward, R OBP: 0.237, SLG: 0.301 (1, 5) (5, PR) (6, 5)										4	1	3	4	0	0	2		
Andrew Jones, R OBP: 0.300, SLG: 0.383 Oscar Villarreal, L (6, 1) 36 Chuck James, L OBP: 0.290, SLG: 0.130 49 Wilfredo Ledezma, L (8, 1) 54 Chad Paronto, R (9, 1)										4	0	1	1	0	1	5		
7 Jeff Francoeur, R OBP: 0.325, SLG: 0.417 (1, 9)										3	1	3	3	1	0	0		
16 Brian McCann, L OBP: 0.317, SLG: 0.437 Scott Thorman, L OBP: 0.258, SLG: 0.414 (1, 2) (7, 3)										4	1	2	2	0	1	3		
23 Matt Diaz, R OBP: 0.364, SLG: 0.461 (1, 7)										5	1	3	0	0	2	2		
Jarrod Saltalamacchia, S OBP: 0.371, SLG: 0.518 (1, 3) (7, 2)										4	1	1	0	1	1	4		
29 John Smoltz, R OBP: 0.120, SLG: 0.160 4 Pete Orr, L OBP: 0.211, SLG: 0.200 (1, 1) (5, PR) (6, 4)										2	0	1	0	0	0	2		
Inning Stats	R: 1 E: 0 K: 0 S: 8	H: 2 LOB: 0 BB: 0 P: 12	R: 0 E: 0 K: 1 S: 13	H: 1 LOB: 1 BB: 1 P: 27	R: 2 E: 0 K: 1 S: 17	H: 4 LOB: 2 BB: 0 P: 27	R: 4 E: 0 K: 0 S: 15	H: 5 LOB: 1 BB: 1 P: 27	R: 3 E: 0 K: 2 S: 16	H: 3 LOB: 2 BB: 0 P: 23	R: 2 E: 0 K: 0 S: 11	H: 2 LOB: 1 BB: 0 P: 14	R: 0 E: 0 K: 1 S: 10	H: 1 LOB: 0 BB: 0 P: 12	1B: 17 2B: 4 3B: 0 HR: 1	SF: 1 SAC: 1 DP: 3 HBP: 0		WP: 0 PB: 0 CS: 0
PITCHER	IP WLS BF H R ER SO BB IBB HBP BLK WP HR S P ERA WHIP																	
59 Micah Bowie, L Luis Ayala, R 40 Billy Traber, L 52 Saul Rivera, R Jon Rauch, R (1, 1) (4, 1) (5, 1) (7, 1) (8, 1)	(1, 1) (4, 1) (5, 1) (7, 1) (8, 1)	3.1 0.2 2.0 1.0 1.0	L 4 7 5 3	20 3 7 5 3	5 1 5 3 0	6 1 5 3 0	2 0 0 0 0	0 0 0 0 0	0 0 0 0 0	0 0 1 0 0	0 0 33 11 12	0 9 50 14 0.00	16.20 13.50 22.50 9.00 0.00	4.500 3.500 2.000 1.000				



Batter	1	2	3	4	5	6	7	8	9	AB	R	H	RBI	BB	SO	LOB	TOP								
Willie Harris, L OBP: 0.438, SLG: 0.489 23 Matt Diaz, R OBP: 0.360, SLG: 0.461	1-1 P6	4-1 BB		1-3 K	4-2 WP 10 1B	0-1 SF8		1-0 SF9		2	0	0	0	2	1	0									
11 Edgar Renteria, R OBP: 0.388, SLG: 0.498 19 Yunel Escobar, R OBP: 0.345, SLG: 0.415	1-1 10 BB	2-1 L9		4-1 10 S	3-3 K	0-0 G4-3		4-1 10 3B		4	0	1	0	2	1	6									
10 Chipper Jones, S OBP: 0.420, SLG: 0.611 Chris Woodward, R OBP: 0.237, SLG: 0.301	4-1 BB			4-2 16 G3-1 7 SF8 1B	4-0 IBB	0-2 WP		1-2 3B		3	1	2	4	3	0	0									
Andrew Jones, R OBP: 0.300, SLG: 0.380	2-3 K			0-1 16 G3-1 2 SF8 1B	2-3 K	4-2 1B		1-2 F7		5	1	1	0	1	3	6									
16 Brian McCann, L OBP: 0.310, SLG: 0.426	0-3 K			0-0 G3-1		1-2 2-3 K				6	0	0	0	0	4	7									
7 Jeff Francoeur, R OBP: 0.331, SLG: 0.426		2-0 SH5-4 2 1B		0-0 SF8		1-1 2 1B		2-2 HBP 23 SF9		5	3	4	1	0	0	0									
2 Kelly Johnson, L OBP: 0.382, SLG: 0.455	3-2 SH5-4 1B			2-3 3-H 1B		3-2 2B		4-2 36 1B 23 SF8 HBP 10 3B		4	3	3	1	2	0	0									
Scott Thorman, L OBP: 0.261, SLG: 0.416	2-3 K			3-3 K		0-1 36 2B		3-2 10 3B HBP		4	2	1	2	0	2	4									
36 Chuck James, L OBP: 0.250, SLG: 0.231 Tyler Yates, R Wilfredo Ledezma, L	1-1 SH5-4			1-1 G1-3		0-0 10 1B		1-3 K		3	1	2	1	0	0	0									
Inning Stats	R: 0 E: 0 K: 2 S: 11	H: 1 LOB: 2 BB: 1 P: 19	R: 0 E: 0 K: 1 S: 13	H: 2 LOB: 3 BB: 1 P: 27	R: 2 E: 0 K: 1 S: 17	H: 2 LOB: 1 BB: 1 P: 25	R: 0 E: 0 K: 2 S: 10	H: 0 LOB: 2 BB: 2 P: 23	R: 4 E: 0 K: 3 S: 28	H: 5 LOB: 3 BB: 2 P: 44	R: 2 E: 1 K: 0 S: 10	H: 2 LOB: 1 BB: 1 P: 17	R: 0 E: 0 K: 2 S: 10	H: 0 LOB: 0 BB: 0 P: 15	R: 4 E: 0 K: 1 S: 18	H: 2 LOB: 2 BB: 2 P: 35	R: 0 E: 0 K: 0 S: 8	H: 0 LOB: 0 BB: 0 P: 12	1B: 10 2B: 3 3B: 1 HR: 0	SF: 3 SAC: 1 DP: 0 HBP: 1	WP: 1 PB: 0 SB: 1 CS: 0	PA: 52			
PITCHER	IP	WLS	BF	H	R	ER	SO	BB	IBB	HBP	BLK	WP	HR	S	P	ERA	WHIP								
55 Josh Johnson, R ERA: 10.97 Wes Obermueller, R ERA: 5.93 37 Rencyel Pinto, L ERA: 4.25 Taylor Tankersley, L ERA: 6.65 Jason Wood, R ERA:	4.0	L	22	5	2	2	6	4	1	0	0	0	0	51	94	4.50	2.250								

Atlanta Braves @ Florida Marlins
Dolphin Stadium, Miami, FL
Fri Jun 29 2007, 7:05 PM EDT
Att: 17,181 - Cloudy - 82 F

livebaseballscorecards.com

AB 37
R 12
H 14
RBI 11
BB 10
SO 12
LOB 26



Batter	1	2	3	4	5	6	7	8	9	AB	R	H	RBI	BB	SO	LOB	BOTTOM								
2 Hanley Ramirez, R OBP: 0.384, SLG: 0.513	4-2 G6-3 6 S			4-0 BB		1-1 F8		0-0 FC6-4		3	0	2	2	2	0	0									
6 Dan Uggla, R OBP: 0.327, SLG: 0.506	1-1 G6-3			0-2 L5		0-1 F8		2-2 FC6-4		5	0	0	0	0	0	6									
Miguel Cabrera, R OBP: 0.387, SLG: 0.586 Joe Borchard, S OBP: 0.294, SLG: 0.323	1-3 K			1-0 P3		3-1 L5		2-1 F9		4	0	0	0	0	1	3									
Mike Jacobs, L OBP: 0.354, SLG: 0.483	1-1 L4			4-2 14 1B		1-1 HR		1-0 G4-3		3	1	1	1	1	0	1									
14 Josh Willingham, R OBP: 0.361, SLG: 0.444 27 Jeremy Hermida, L OBP: 0.307, SLG: 0.400				0-1 G5-3		1-0 P4		1-2 F8		4	0	1	0	0	0	0									
Miguel Olivo, R OBP: 0.259, SLG: 0.380	0-2 P3			0-3 K		3-2 F8		1-2 F9		4	0	0	0	0	1	2									
25 Brett Carroll, R OBP: 0.250, SLG: 0.200	0-3 K			1-3 K						4	1	1	0	0	3	2									
4 Alfredo Amezaga, S OBP: 0.316, SLG: 0.348				2-1 55 SH5-3 1B		3-2 G1-3		1-2 G6-3		4	0	1	0	0	0	3									
55 Josh Johnson, L Wes Obermueller, R 37 Rencyel Pinto, L Todd Linden, S Taylor Tankersley, L Jason Wood, R	1-2 SH5-3			1-2 L3		0-1 L3		1-1 2 1B		0	0	0	0	0	0	0									
Inning Stats	R: 0 E: 0 K: 1 S: 11	H: 0 LOB: 1 BB: 1 P: 18	R: 0 E: 0 K: 1 S: 8	H: 0 LOB: 0 BB: 0 P: 8	R: 0 E: 0 K: 0 S: 9	H: 1 LOB: 1 BB: 1 P: 17	R: 0 E: 0 K: 2 S: 14	H: 1 LOB: 2 BB: 1 P: 23	R: 0 E: 0 K: 0 S: 6	H: 0 LOB: 0 BB: 0 P: 7	R: 1 E: 0 K: 0 S: 11	H: 1 LOB: 0 BB: 0 P: 19	R: 0 E: 0 K: 1 S: 13	H: 2 LOB: 2 BB: 0 P: 19	R: 0 E: 0 K: 0 S: 6	H: 0 LOB: 0 BB: 0 P: 10	R: 2 E: 0 K: 0 S: 17	H: 3 LOB: 1 BB: 0 P: 26	1B: 6 2B: 1 3B: 0 HR: 1	SF: 0 SAC: 1 DP: 0 HBP: 0	WP: 0 PB: 0 SB: 1 CS: 0	PA: 38			
PITCHER	IP	WLS	BF	H	R	ER	SO	BB	IBB	HBP	BLK	WP	HR	S	P	ERA	WHIP								
36 Chuck James, L Tyler Yates, R 49 Wilfredo Ledezma, L	6.2	W	27	4	1	1	5	3	0	0	0	0	0	10	16	0.00	0.750								

Atlanta Braves @ Florida Marlins
Dolphin Stadium, Miami, FL
Fri Jun 29 2007, 7:05 PM EDT
Att: 17,181 - Cloudy - 82 F

livebaseballscorecards.com

AB 34
R 3
H 8
RBI 3
BB 3
SO 5
LOB 17



Batter	1	2	3	4	5	6	7	8	9	AB	R	H	RBI	BB	SO	LOB	TOP					
Willie Harris, L (1, 7) OBP: 0.444, SLG: 0.485	P6			HBP		1B		BB		3	2	1	0	1	0	3	Atlanta Braves @ Florida Marlins Dolphin Stadium, Miami, FL Sat Jun 30 2007, 7:05 PM EDT Att: 24,229 - Cloudy - 79 F					
11 Edoar Renteria, R (1, 6) OBP: 0.389, SLG: 0.498	G6-3			G5-3		BB		BB		4	1	1	1	1	0	4						
10 Chipper Jones, S (1, 5) OBP: 0.416, SLG: 0.602	G3-1			K		1B		FC6	G4-3	5	1	1	1	0	1	2						
Andruw Jones, R (1, 8) OBP: 0.299, SLG: 0.377		1B		F8		F8		L5	F8	5	0	1	0	0	0	5						
16 Brian McCann, L (1, 2) OBP: 0.312, SLG: 0.427		G5-4-3			F7	K		7	E9	4	1	1	0	1	1	3						
7 Jeff Francoeur, R (1, 9) OBP: 0.332, SLG: 0.426		F9			F9			E6	G1-3	5	1	2	2	0	0	1						
2 Kelly Johnson, L (1, 4) OBP: 0.383, SLG: 0.457			F7		S	BB		23	FC3-2	3	0	1	1	1	0	1						
Scott Thorman, L (1, 3) OBP: 0.259, SLG: 0.412			G4-3		K			P5		2	0	0	0	0	1	1						
Jarrod Saltalamacchia, S (7, PH) OBP: 0.374, SLG: 0.512								FC3-2	23	1	0	0	0	1	0	1						
15 Tim Hudson, R (1, 1) OBP: 0.216, SLG: 0.229			G6-3					F9	L4	3	0	0	0	0	0	1						
23 Matt Diaz, R (8, PH) OBP: 0.363, SLG: 0.464								11	FC3-2	0	0	0	0	0	0	0						
39 Rafael Soriano, R (8, 1) OBP: 0.332, SLG: 0.426								1-2	2-3	0	0	0	0	0	0	0						
Bob Wickman, R (9, 1) OBP: 0.332, SLG: 0.426								1-2	2-3	0	0	0	0	0	0	0						
Tyler Yates, R (9, 1) OBP: 0.332, SLG: 0.426								1-2	2-3	0	0	0	0	0	0	0						
Inning Stats	R: 0 E: 0 K: 0 S: 4	H: 0 LOB: 0 BB: 0 P: 10	R: 0 E: 0 K: 0 S: 8	H: 1 LOB: 0 BB: 0 P: 12	R: 0 E: 0 K: 0 S: 6	H: 0 LOB: 1 BB: 0 P: 10	R: 0 E: 0 K: 1 S: 10	H: 0 LOB: 1 BB: 0 P: 15	R: 0 E: 0 K: 1 S: 11	H: 0 LOB: 1 BB: 1 P: 18	R: 1 E: 0 K: 1 S: 12	H: 2 LOB: 2 BB: 1 P: 19	R: 0 E: 0 K: 0 S: 5	H: 1 LOB: 1 BB: 0 P: 7	R: 5 E: 1 K: 0 S: 26	H: 4 LOB: 3 BB: 3 P: 53	R: 0 E: 1 K: 0 S: 11	H: 1 LOB: 1 BB: 0 P: 15	1B: 6 2B: 3 3B: 0 HR: 0	SF: 0 SAC: 0 DP: 1 HBP: 1	WP: 0 PB: 0 SB: 5 CS: 0	PA: 42
PITCHER	IP WLS BF H R ER SO BB IBB HBP BLK WP HR S P ERA WHIP																					
Byung-Hyun Kim, R (1, 1) ERA: 5.19	6.1	25	4	1	1	3	2	0	1	0	0	0	0	0	0	3	3	1.42	0.947			
37 Rencyel Pinto, L (7, 1) ERA: 4.17	0.2	2	0	0	0	0	0	0	0	0	0	0	0	0	3	3	0.00	0.000				
Armando Benitez, R (8, 1) ERA: 4.55	0.1	L 6	2	5	4	0	1	1	0	0	0	0	0	16	31	108.00	9.000					
48 Lee Gardner, R (8, 1) ERA: 3.77	0.2	5	2	0	0	0	0	1	0	0	0	0	0	10	22	0.00	3.000					
32 Justin Miller, R (9, 1) ERA: 2.82	1.0	4	1	0	0	0	0	0	0	0	0	0	0	11	15	0.00	1.000					

AB	36
R	6
H	9
RBI	6
BB	5
SO	3
LOB	22



Batter	1	2	3	4	5	6	7	8	9	AB	R	H	RBI	BB	SO	LOB	BOTTOM					
2 Hanley Ramirez, R (1, 6) OBP: 0.378, SLG: 0.505	G4-3		K		G4-3		G6-3		K	5	0	0	0	0	2	2	Atlanta Braves @ Florida Marlins Dolphin Stadium, Miami, FL Sat Jun 30 2007, 7:05 PM EDT Att: 24,229 - Cloudy - 79 F					
6 Dan Uggla, R (1, 4) OBP: 0.328, SLG: 0.517	1B		K		G3			HR	F7	5	2	2	1	0	1	1						
Miguel Cabrera, R (1, 5) OBP: 0.392, SLG: 0.588	1B		1B		1B		27	G4-3	WP	4	0	3	1	0	0	0						
Mike Jacobs, L (1, 3) OBP: 0.343, SLG: 0.467	L9-3		G4-3		G4-3		K		G1-3	4	0	0	0	0	1	3						
27 Jeremy Hermida, L (1, 9) OBP: 0.306, SLG: 0.392		FC6-4		E3	G4-3		G4-3		G3	3	0	0	0	1	0	1						
Joe Borchard, S (1, 7) OBP: 0.293, SLG: 0.327		FC6-4		G4-3		L6			14	4	1	1	0	0	0	3						
20 Matt Treanor, R (1, 2) OBP: 0.354, SLG: 0.414		FC1-6		K					HR	3	0	1	0	0	2	1						
14 Josh Willingham, R (9, PH) OBP: 0.363, SLG: 0.450		FC1-6		K					HR	1	1	1	1	0	0	0						
4 Alfredo Amezaga, S (1, 8) OBP: 0.315, SLG: 0.346		FC1-6		SH1-3		G6-3			F9	4	0	1	0	0	0	3						
Byung-Hyun Kim, R (1, 1) ERA: 3.18	7.0	28	7	1	1	6	1	0	0	0	0	0	0	0	1	2						
37 Rencyel Pinto, L (7, PH) ERA: 3.12	1.0	4	1	1	1	0	0	0	0	0	0	0	0	0	0	0						
Armando Benitez, R (8, 1) ERA: 4.15	0.1	4	3	3	3	0	0	0	0	0	0	0	0	0	0	0						
48 Lee Gardner, R (8, 1) ERA: 3.06	0.2	S 2	0	0	0	1	0	0	0	0	0	0	0	0	0	0						
Miguel Olivo, R (9, PH) ERA: 3.06	0.2	S 2	0	0	0	1	0	0	0	0	0	0	0	0	0	0						
Inning Stats	R: 1 E: 0 K: 0 S: 7	H: 2 LOB: 0 BB: 0 P: 11	R: 0 E: 0 K: 1 S: 13	H: 1 LOB: 2 BB: 1 P: 23	R: 0 E: 0 K: 2 S: 13	H: 1 LOB: 1 BB: 0 P: 18	R: 0 E: 1 K: 1 S: 10	H: 0 LOB: 0 BB: 0 P: 15	R: 0 E: 0 K: 1 S: 9	H: 1 LOB: 1 BB: 0 P: 10	R: 0 E: 0 K: 1 S: 9	H: 1 LOB: 1 BB: 0 P: 14	R: 0 E: 0 K: 0 S: 11	H: 1 LOB: 0 BB: 0 P: 14	R: 1 E: 0 K: 0 S: 11	H: 1 LOB: 0 BB: 0 P: 16	R: 3 E: 0 K: 1 S: 19	H: 3 LOB: 3 BB: 0 P: 29	1B: 5 2B: 5 3B: 0 HR: 2	SF: 0 SAC: 1 DP: 1 HBP: 0	WP: 1 PB: 0 SB: 1 CS: 1	PA: 38
PITCHER	IP WLS BF H R ER SO BB IBB HBP BLK WP HR S P ERA WHIP																					
15 Tim Hudson, R (1, 1) ERA: 3.18	7.0	28	7	1	1	6	1	0	0	0	0	0	0	0	1	2	1.29	1.143				
39 Rafael Soriano, R (8, 1) ERA: 3.12	1.0	4	1	1	1	0	0	0	0	0	0	0	0	0	0	0	9.00	1.000				
Bob Wickman, R (8, 1) ERA: 4.15	0.1	4	3	3	3	0	0	0	0	0	0	0	0	0	0	0	81.00	9.000				
Tyler Yates, R (9, 1) ERA: 3.06	0.2	S 2	0	0	0	1	0	0	0	0	0	0	0	0	0	0	0.00	0.000				

AB	36
R	5
H	11
RBI	5
BB	1
SO	7
LOB	16



Batter	1	2	3	4	5	6	7	8	9	AB	R	H	RBI	BB	SO	LOB	TOP			
19 Yunel Escobar, R OBP: 0.327, SLG: 0.398	E5 10 G6-4-3	FC4-6		K		G5-3			K	5	0	0	0	0	2	1				
11 Edgar Renteria, R OBP: 0.387, SLG: 0.492	P3		FC4-6 BB	G6-3		K				3	0	0	0	1	1					
10 Chipper Jones, S OBP: 0.413, SLG: 0.585	G6-4-3		FC4-6 BB 7 2B	F7		G4-3				4	1	0	0	0	0	2				
Andruw Jones, R OBP: 0.299, SLG: 0.385		G4-3	23 1B	7 2B	16 BB	G3-1		G5-3		3	2	1	0	1	0	0				
7 Jeff Francoeur, R OBP: 0.329, SLG: 0.419	G4-3		16 BB	SF8	2B	F9		G6-3		4	1	1	1	0	0	1				
23 Matt Diaz, R OBP: 0.374, SLG: 0.469		16 HR	1B	16 BB	IBB			16 G3-6-1 BB		2	1	2	1	2	0	0				
16 Brian McCann, L OBP: 0.314, SLG: 0.433		HR				F9		G3-6-1		3	1	1	3	1	0	2				
Jarrod Saltalamacchia, S OBP: 0.373, SLG: 0.495	K		SF8			G6-3		F8		3	0	0	1	0	1	0				
26 Kyle Davies, R OBP: 0.280, SLG: 0.391						F9		G3		2	0	1	0	0	0	2				
Oscar Villarreal, L ERA: 3.94										0	0	0	0	0	0	0				
2 Kelly Johnson, L OBP: 0.360, SLG: 0.495										1	0	0	0	0	0	0				
49 Wilfredo Ledezma, L ERA: 4.93										0	0	0	0	0	0	0				
Tyler Yates, R ERA: 3.75										0	0	0	0	0	0	0				
39 Rafael Soriano, R ERA: 3.03										0	0	0	0	0	0	0				
Willie Harris, L ERA: 4.73										1	0	0	0	0	0	0				
Inning Stats	R: 0 E: 1 K: 0 S: 3	H: 0 LOB: 0 BB: 0 P: 4	R: 3 E: 0 K: 1 S: 15	H: 4 LOB: 1 BB: 0 P: 20	R: 3 E: 0 K: 0 S: 15	H: 1 LOB: 2 BB: 4 P: 35	R: 0 E: 0 K: 1 S: 8	H: 0 LOB: 0 BB: 0 P: 10	R: 0 E: 0 K: 0 S: 6	H: 0 LOB: 0 BB: 0 P: 8	R: 0 E: 0 K: 1 S: 9	H: 0 LOB: 0 BB: 0 P: 13	R: 0 E: 0 K: 0 S: 2	H: 0 LOB: 0 BB: 1 P: 10	R: 0 E: 0 K: 1 S: 6	H: 0 LOB: 0 BB: 0 P: 8	1B: 3 2B: 2 3B: 0 HR: 1	SF: 1 SAC: 0 DP: 2 HBP: 0	WP: 0 PB: 0 SB: 0 CS: 0	PA: 37
PITCHER	IP WLS BF H R ER SO BB IBB HBP BLK WP HR S P ERA WHIP																			
52 Randy Wolf, L ERA: 4.73	3.0 18 5 6 6 1 3 1 0 0 0 1 33 59 18.00 2.667																			
54 D.J. Houlton, R ERA: 3.2	3.0 10 1 0 0 1 0 0 0 0 0 0 22 31 0.00 0.333																			
Rudy Seanez, R ERA: 3.2	1.0 W 3 0 0 0 1 0 0 0 0 0 0 9 13 0.00 0.000																			
51 Jonathan Broxton, R ERA: 2.93	1.0 H 3 0 0 0 0 1 0 0 0 0 0 2 10 0.00 1.000																			
44 Takashi Saito, R ERA: 1.3	1.0 S 3 0 0 0 1 0 0 0 0 0 0 6 8 0.00 0.000																			

Atlanta Braves @ Los Angeles Dodgers
Dodger Stadium, Los Angeles, CA
Tue Jul 03 2007, 7:10 PM PDT
Att: 43,052 - Clear - 82 F

AB 31
R 6
H 6
RBI 6
BB 5
SO 4
LOB 9

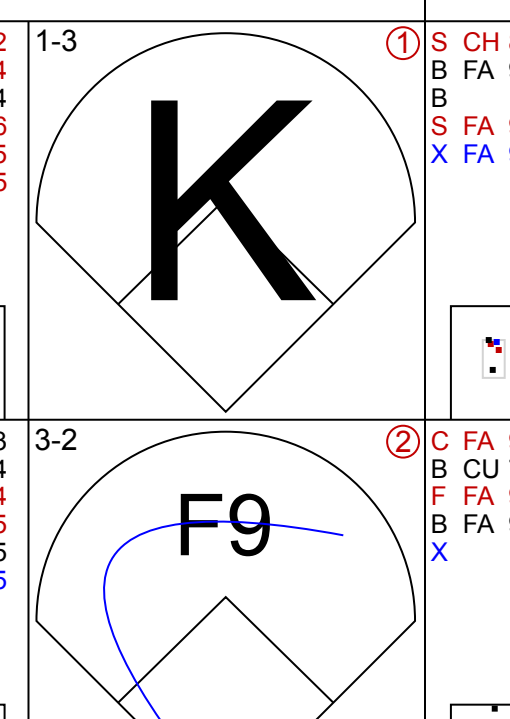
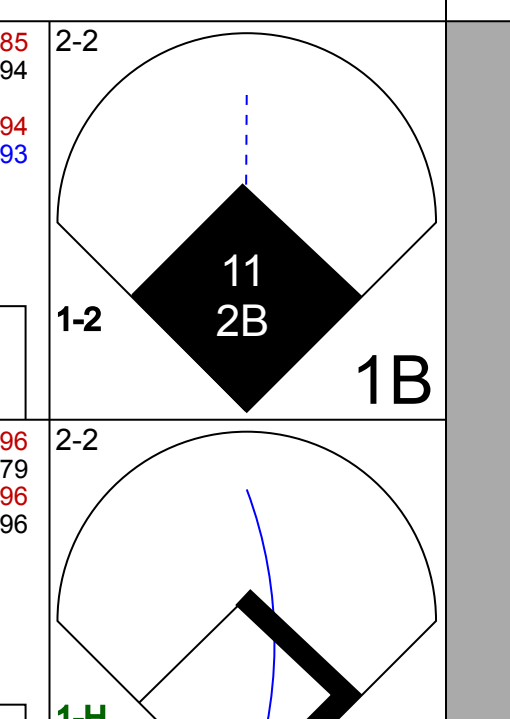
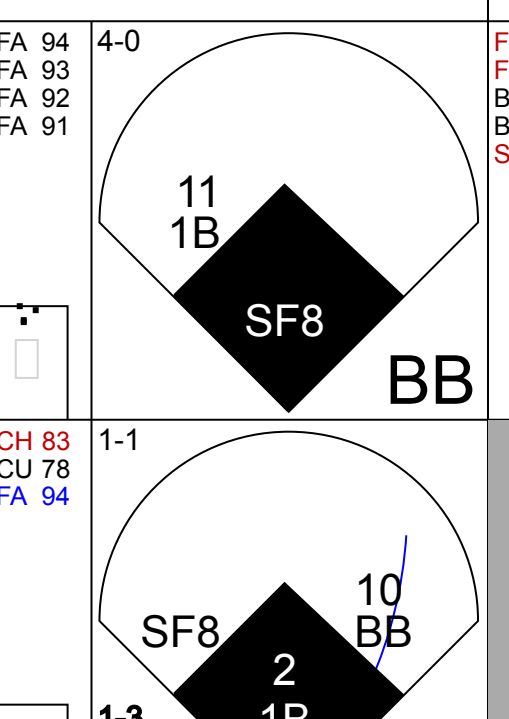
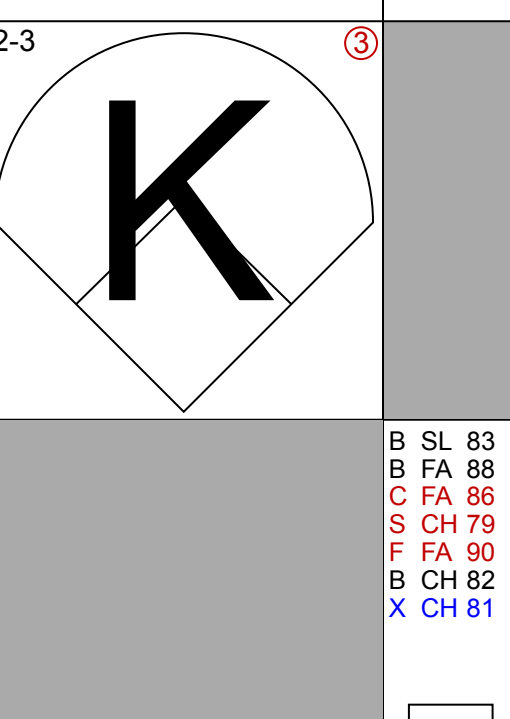
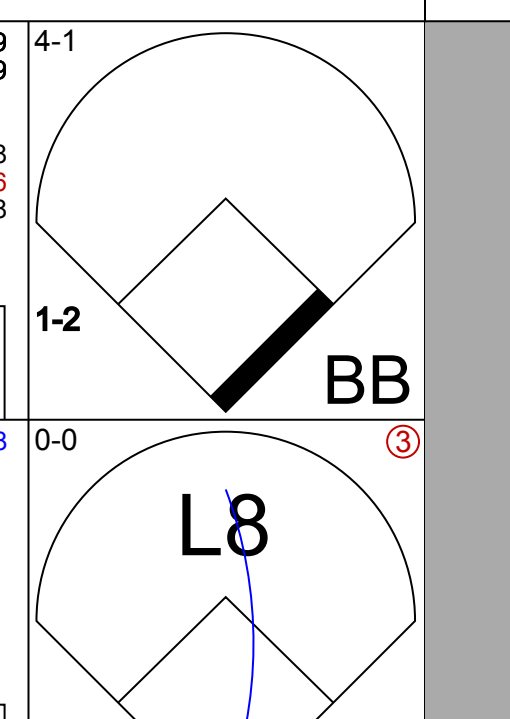
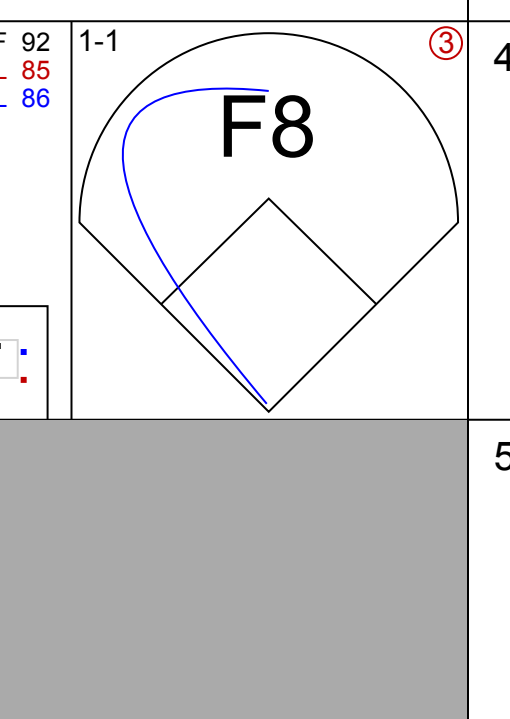
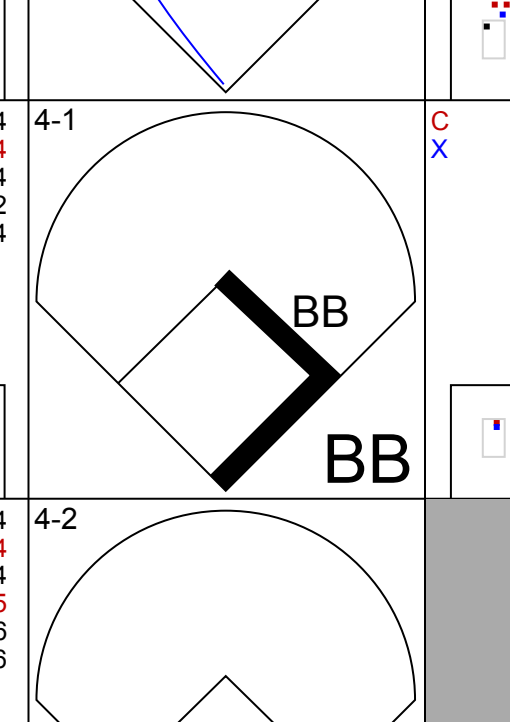
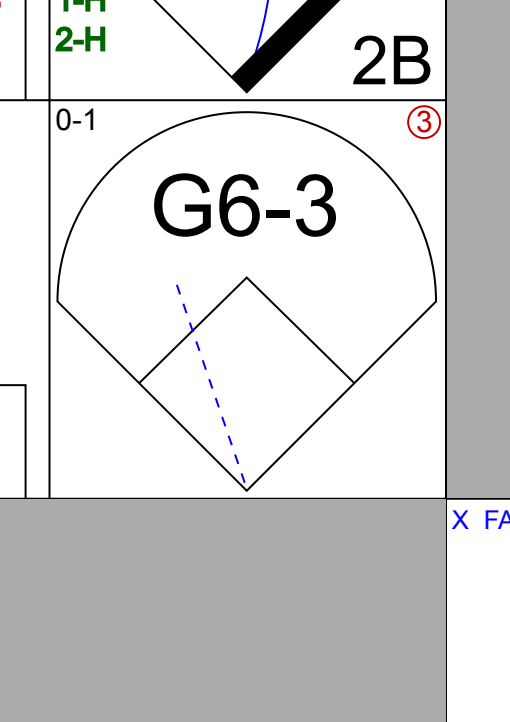
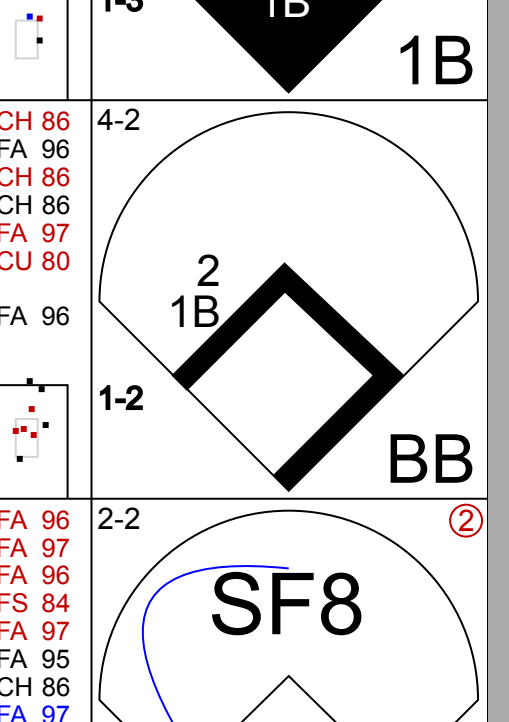
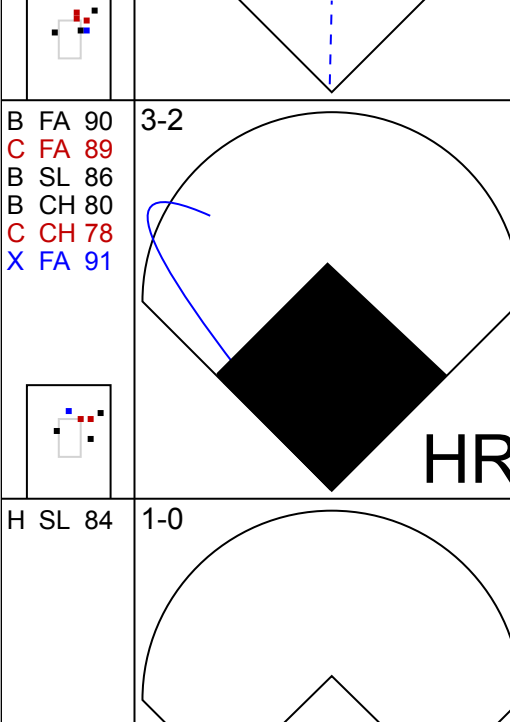

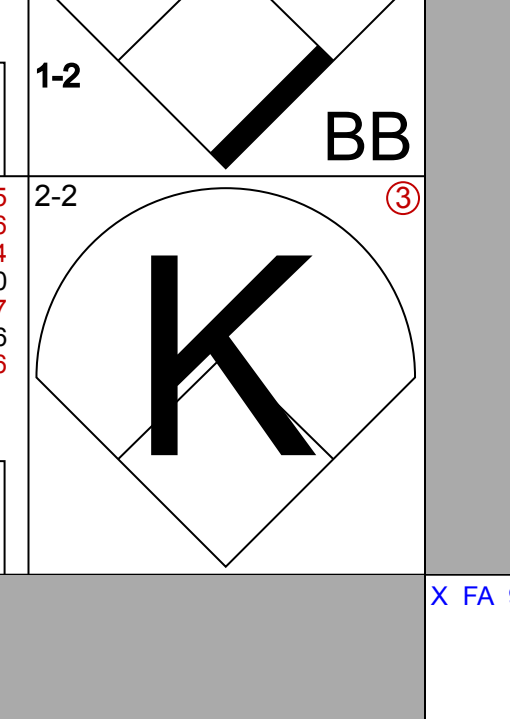
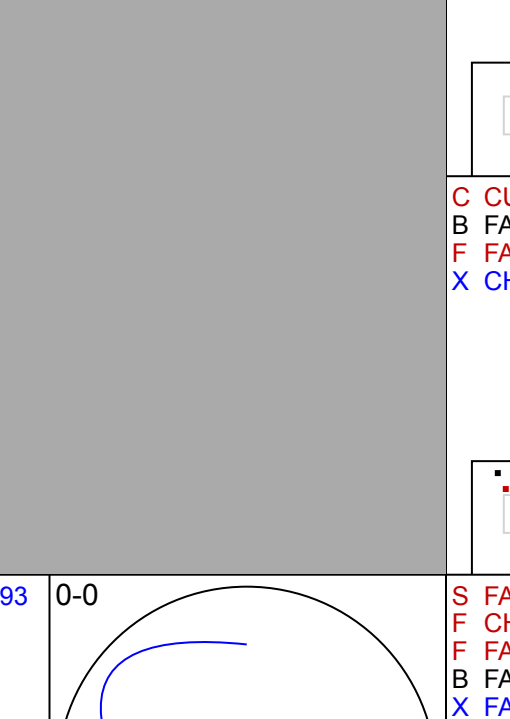
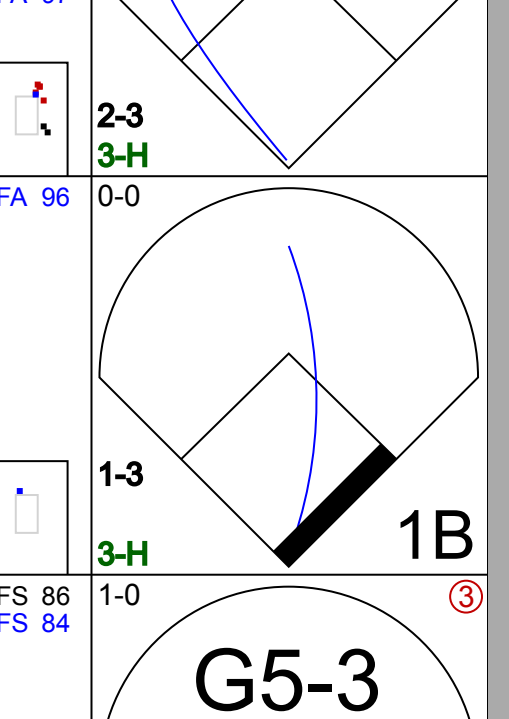
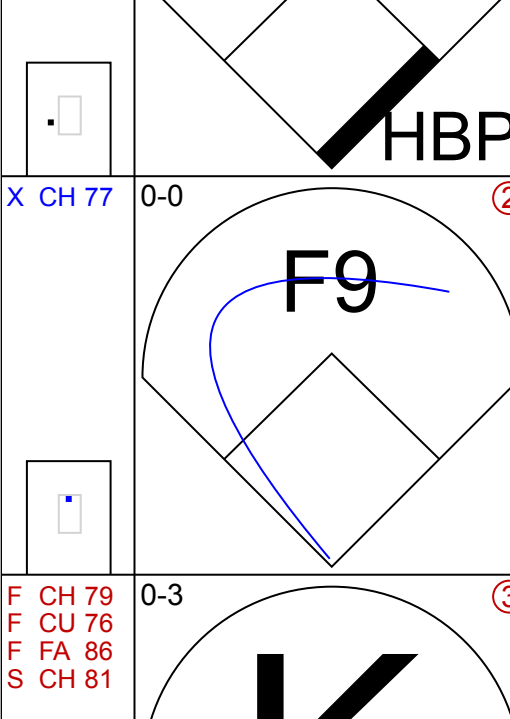
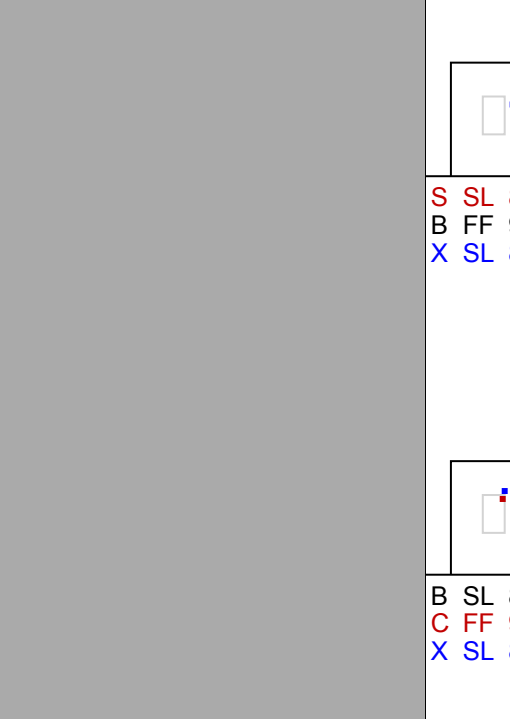
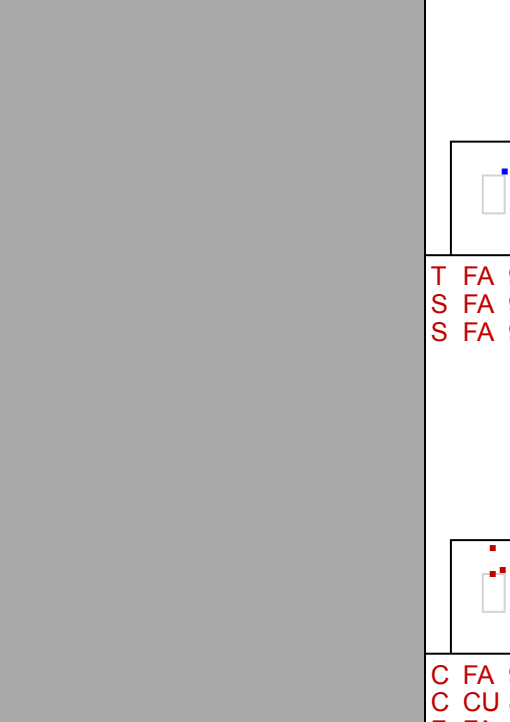
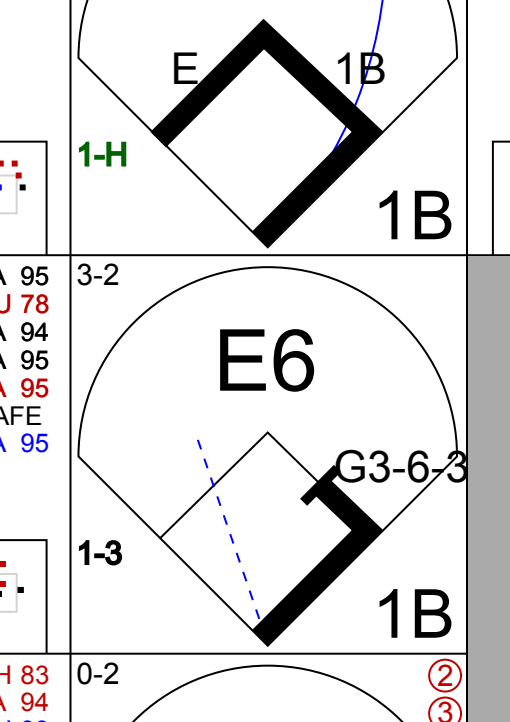
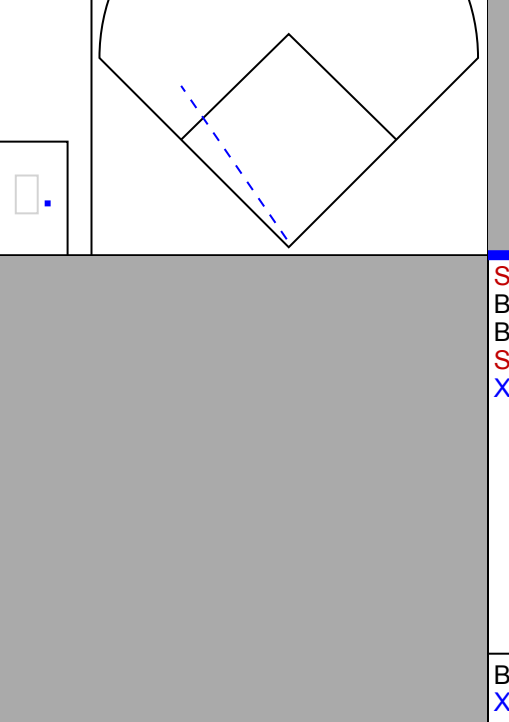
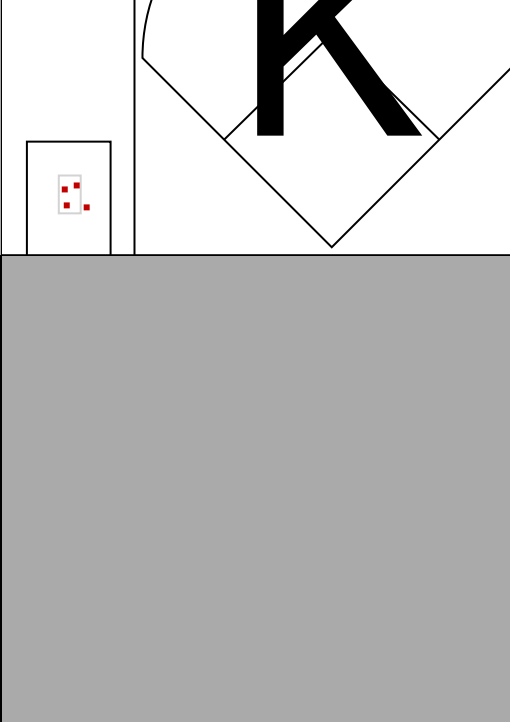
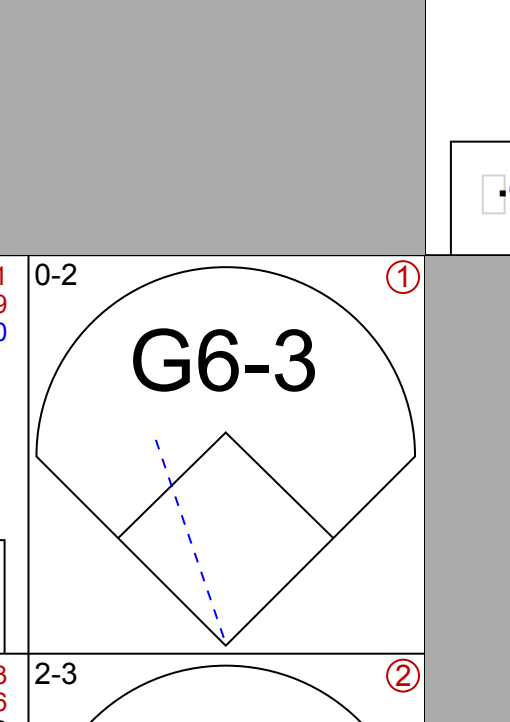
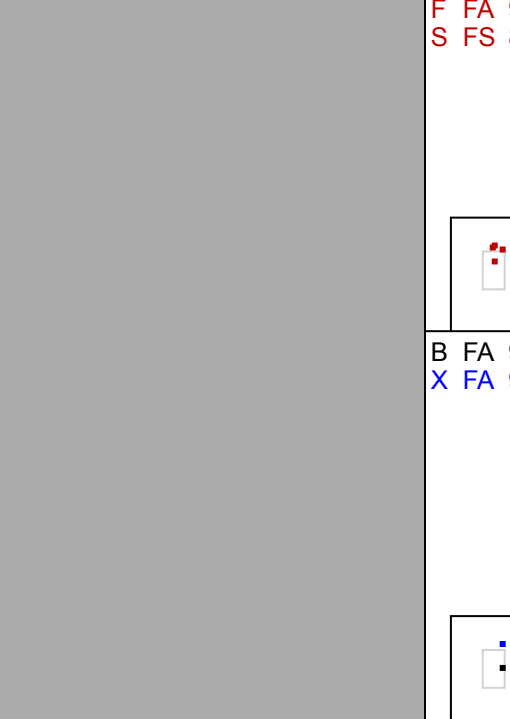
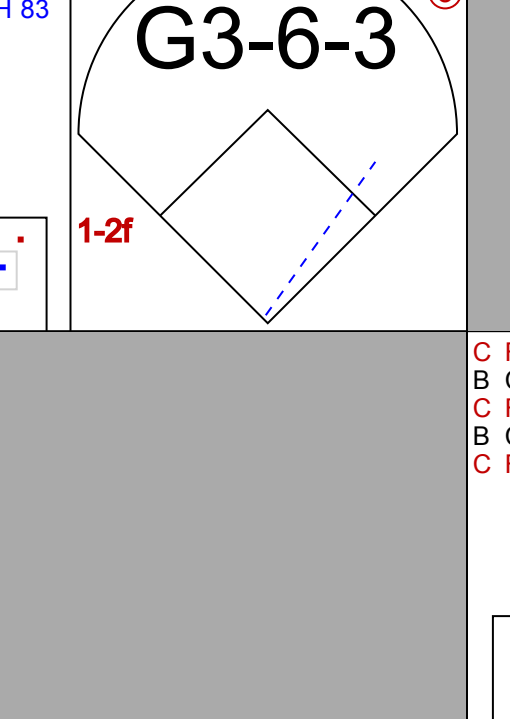
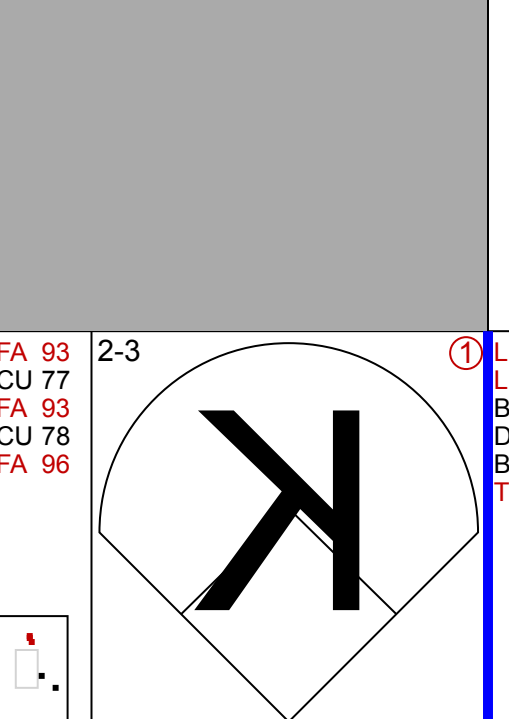

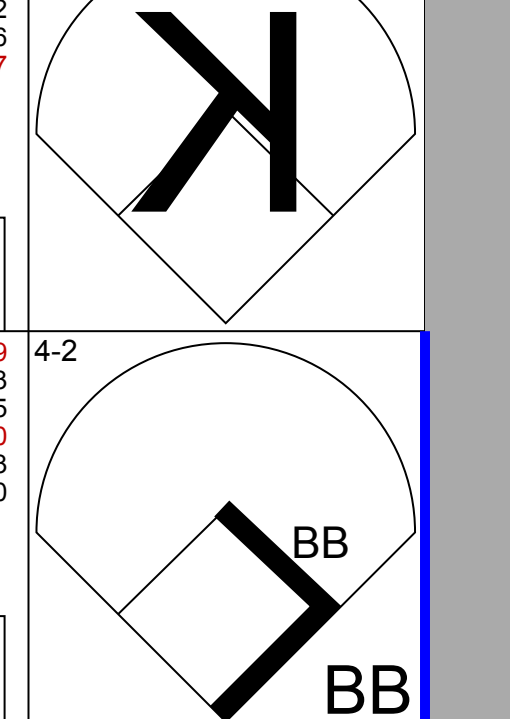
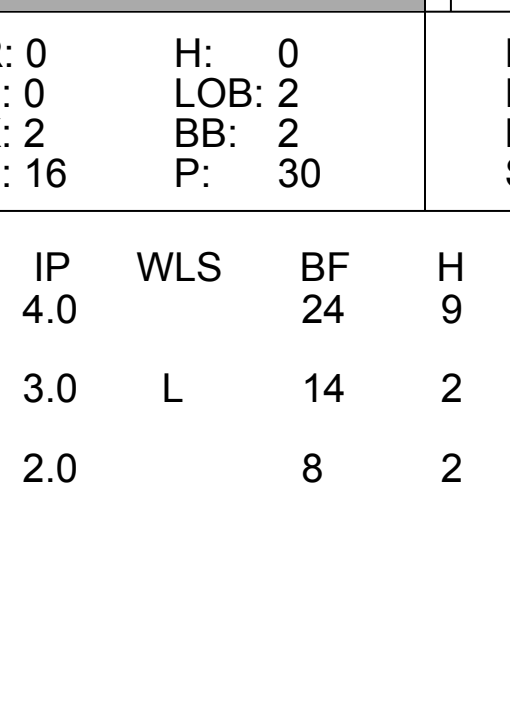
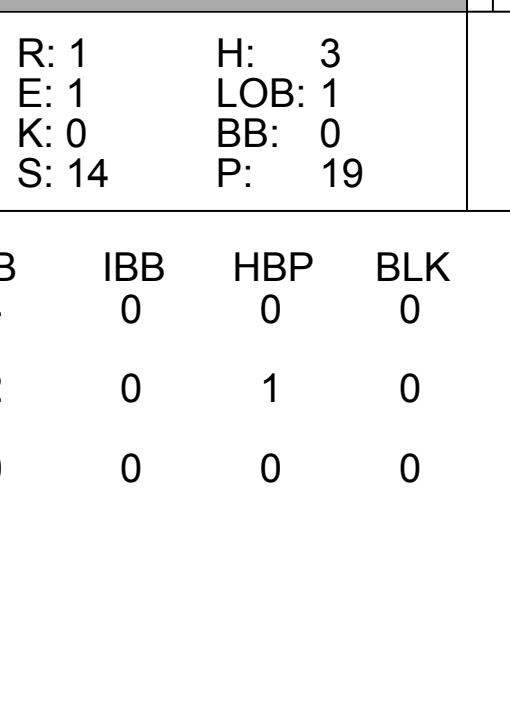
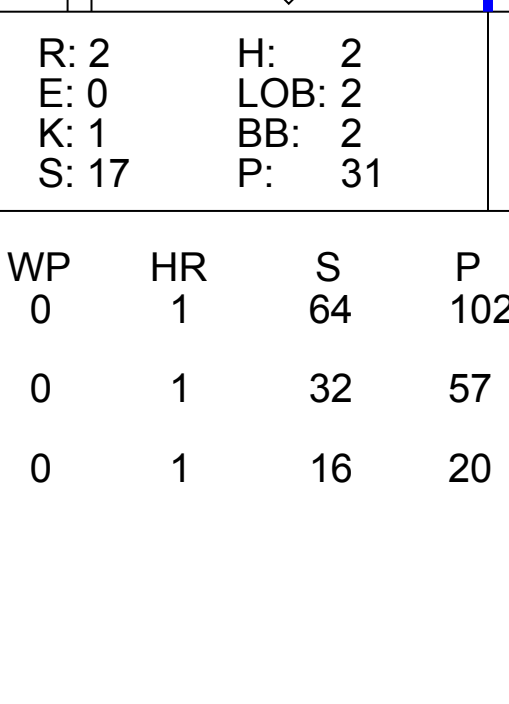
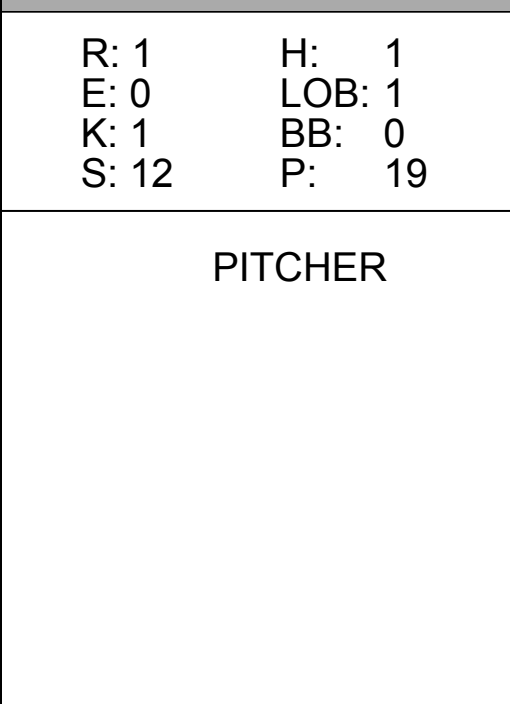
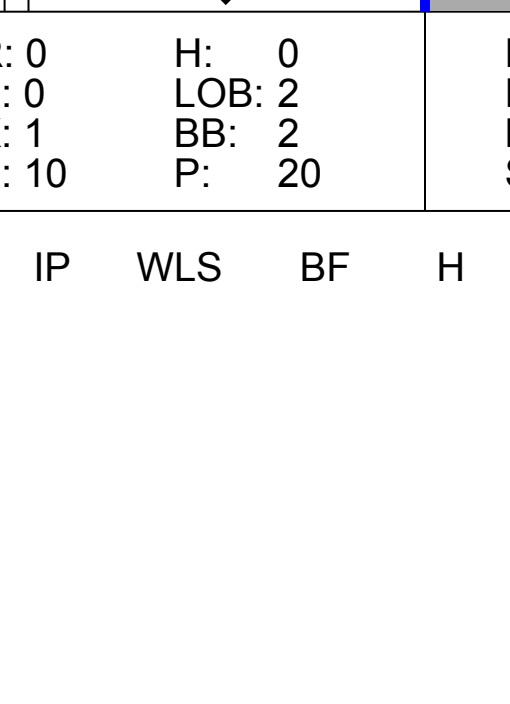
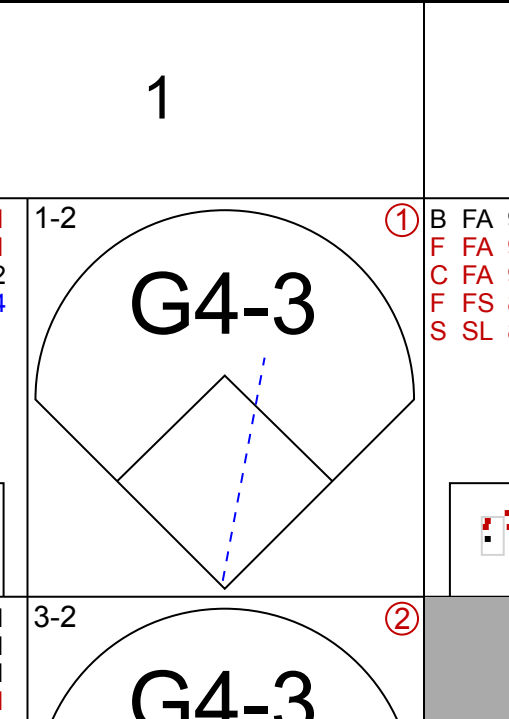
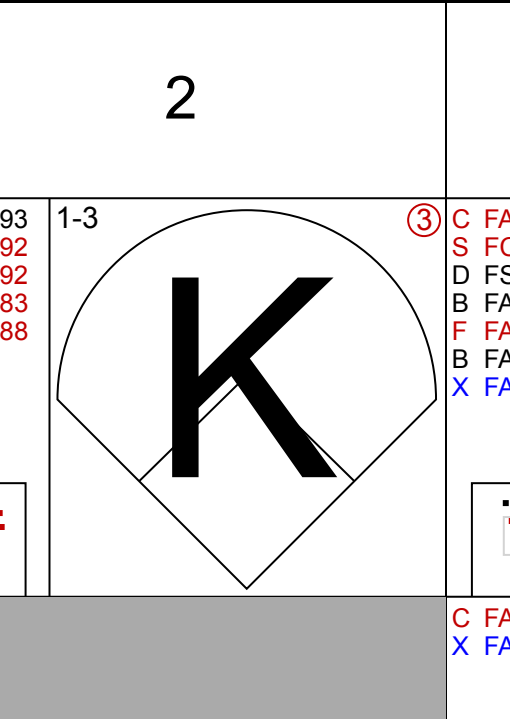
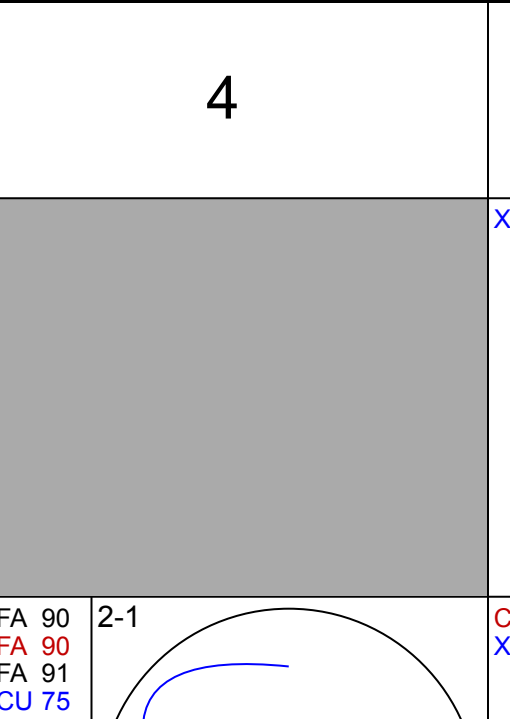
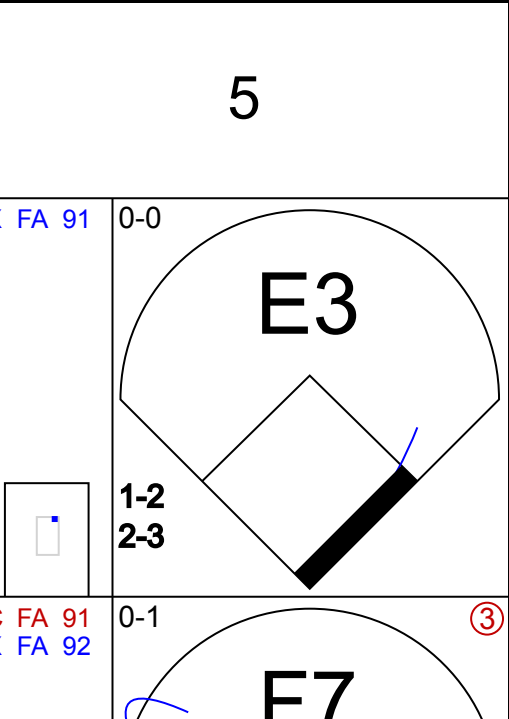
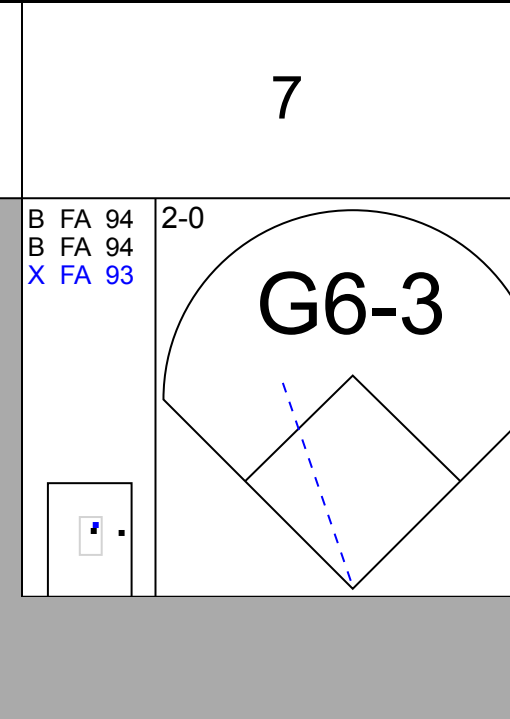

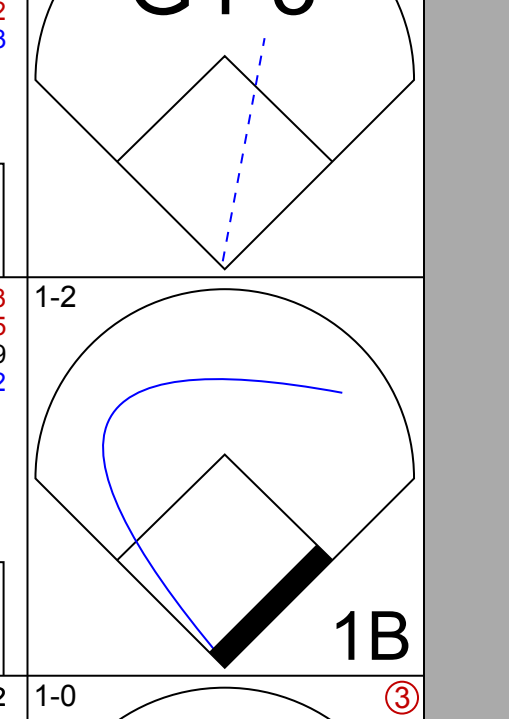

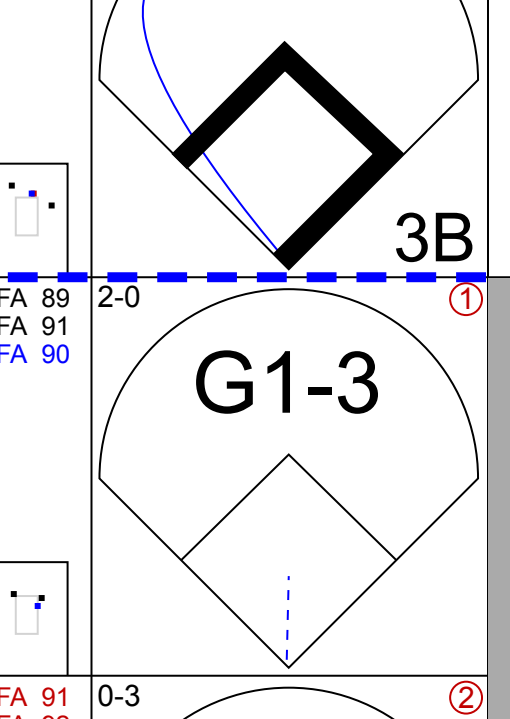
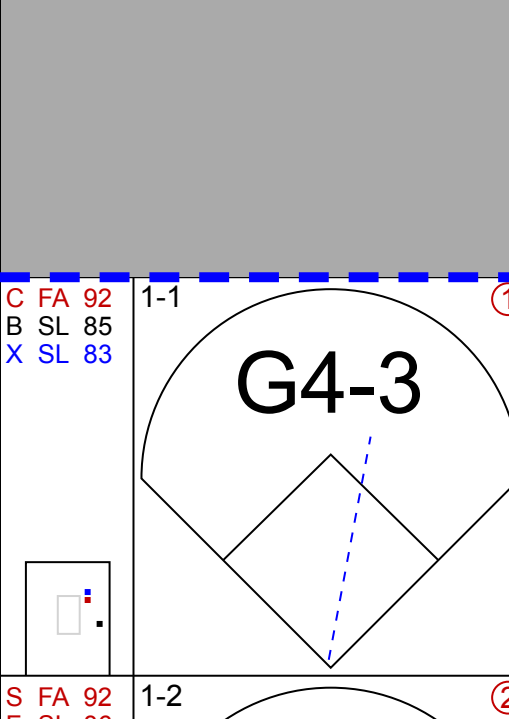
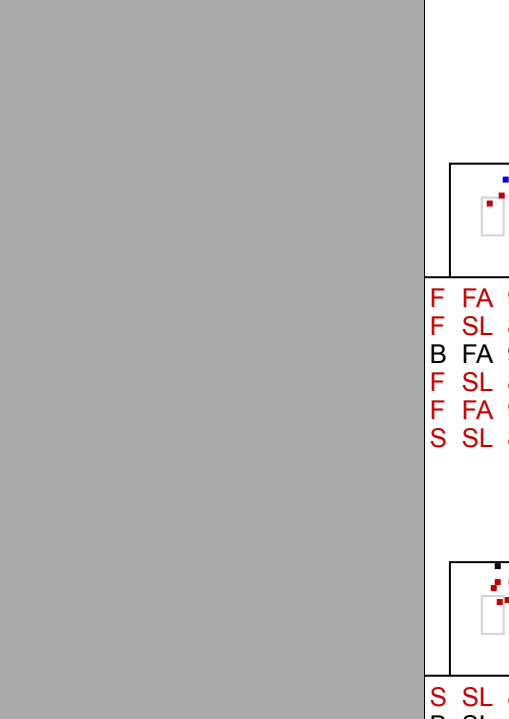
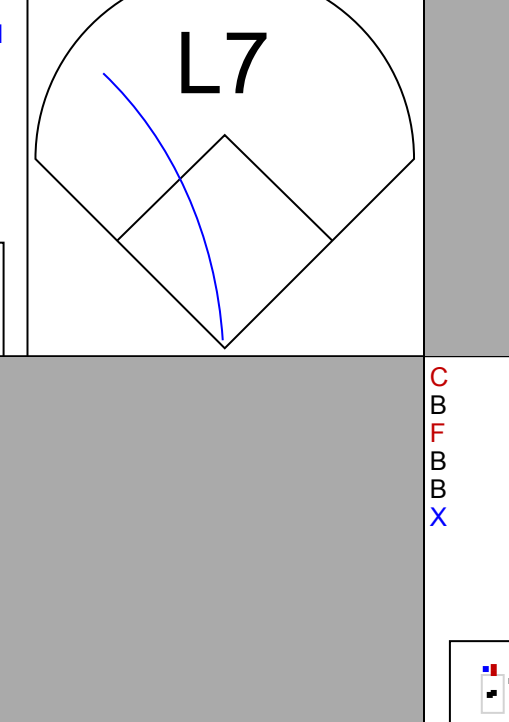
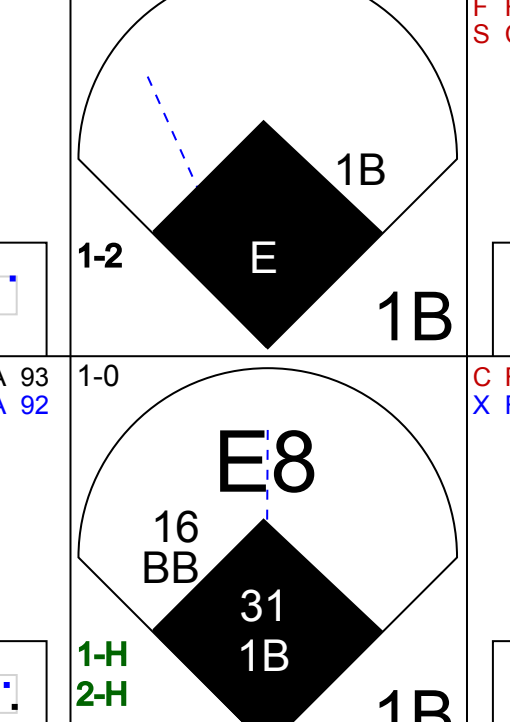
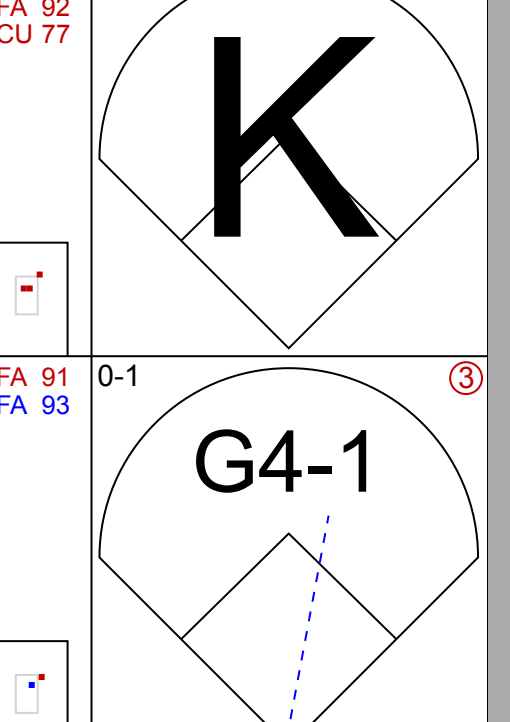
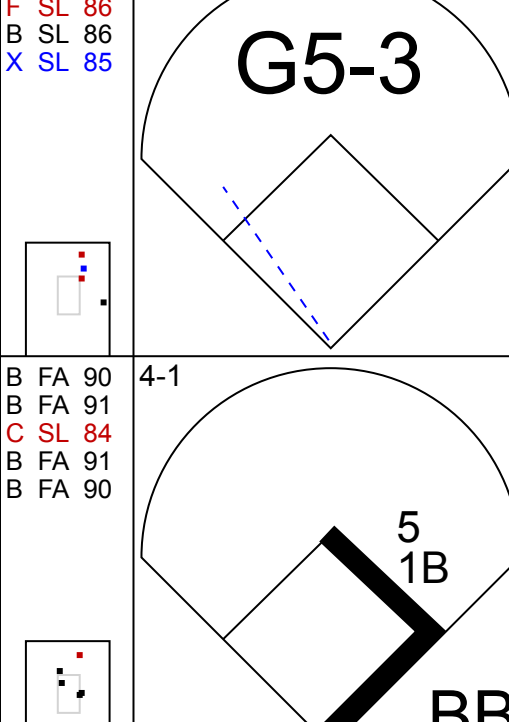
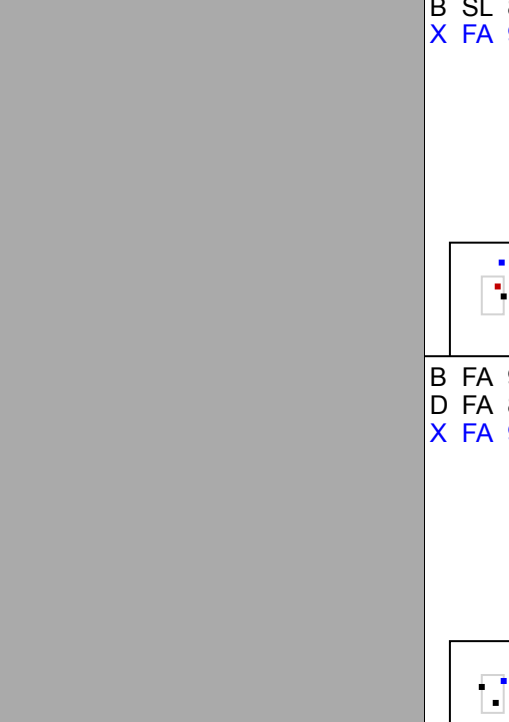


Batter	1	2	3	4	5	6	7	8	9	AB	R	H	RBI	BB	SO	LOB	BOTTOM	
15 Rafael Furcal, S OBP: 0.346, SLG: 0.366	SH1-3 7 1B		G4-6-3			G1		9 FC5-4 1B		4	1	2	0	1	0	2		
9 Juan Pierre, L OBP: 0.305, SLG: 0.322	SH1-3	F6		G6-3		G1-3		FC5-4 7 CS		4	0	0	0	0	0	3		
7 James Loney, L OBP: 0.431, SLG: 0.667	G4-3	K		K		G4-3		CS		4	0	1	1	0	2	2		
12 Jeff Kent, R OBP: 0.352, SLG: 0.450	G4-3		27 G1-3 BB	G5-3		G4-3		27 1B		4	2	2	0	0	0	1		
Luis Gonzalez, L OBP: 0.385, SLG: 0.476	K		27 G1-3 BB			G4-3		G4-3		3	1	0	0	1	2	2		
27 Matt Kemp, R OBP: 0.436, SLG: 0.569		HR	G1-3			F9		1B		4	1	2	1	0	0	2		
Wilson Betemit, S OBP: 0.338, SLG: 0.462		HR	16 1B			E6		1B		4	2	3	4	0	0	0		
Mike Lieberthal, R OBP: 0.267, SLG: 0.238		HR	16 1B			FC4		1B		4	0	2	0	0	0	3		
55 Russel Martin, R OBP: 0.371, SLG: 0.483			16 1B			FC4		F7		0	0	0	0	0	0	0		
52 Randy Wolf, L ERA: 4.73										1	0	0	0	0	0	1		
16 Andruw Jones, R OBP: 0.299, SLG: 0.385										1	0	1	0	0	0	0		
54 D.J. Houlton, R ERA: 3.2										0	0	0	0	0	0	0		
6 Tony Abreu, S ERA: 4.93										0	0	0	0	0	0	0		
Rudy Seanez, R ERA: 3.2										0	0	0	0	0	0	0		
51 Jonathan Broxton, R ERA: 2.93										0	0	0	0	0	0	0		
5 Nomar Garciaparra, R ERA: 3.03										1	0	0	0	0	1	0		
44 Takashi Saito, L ERA: 1.3										0	0	0	0	0	0	0		
Inning Stats	R: 1 E: 0 K: 1 S: 14	H: 2 LOB: 1 BB: 0 P: 22	R: 2 E: 0 K: 1 S: 14	H: 3 LOB: 2 BB: 1 P: 27	R: 3 E: 0 K: 0 S: 13	H: 4 LOB: 1 BB: 1 P: 24	R: 0 E: 0 K: 1 S: 9	H: 0 LOB: 0 BB: 0 P: 14	R: 0 E: 0 K: 0 S: 6	H: 0 LOB: 0 BB: 0 P: 9	R: 1 E: 0 K: 0 S: 14	H: 3 LOB: 2 BB: 0 P: 22	R: 0 E: 0 K: 1 S: 11	H: 1 LOB: 0 BB: 0 P: 18	1B: 9 2B: 3 3B: 0 HR: 1	SF: 0 SAC: 1 DP: 1 HBP: 0	WP: 0 PB: 0 SB: 1 CS: 1	PA: 39
PITCHER	IP WLS BF H R ER SO BB IBB HBP BLK WP HR S P ERA WHIP																	
26 Kyle Davies, R ERA: 3.94	2.0 14 6 5 5 2 2 0 0 0 0 0 32 57 22.50 4.000																	
Oscar Villarreal, R ERA: 3.94	3.0 12 3 1 1 2 0 0 0 0 0 0 29 47 3.00 1.000																	
49 Wilfredo Ledezma, L ERA: 4.93	1.2 L 6 1 1 1 0 0 0 0 0 0 0 14 21 5.40 0.600																	
Tyler Yates, R ERA: 3.75	0.1 3 2 0 0 0 0 0 0 0 0 0 6 10 0.00 6.000																	
39 Rafael Soriano, R ERA: 3.03	1.0 3 1 0 0 1 0 0 0 0 0 0 11 18 0.00 1.000																	

Atlanta Braves @ Los Angeles Dodgers
Dodger Stadium, Los Angeles, CA
Tue Jul 03 2007, 7:10 PM PDT
Att: 43,052 - Clear - 82 F

AB 35
R 7
H 13
RBI 7
BB 2
SO 5
LOB 16

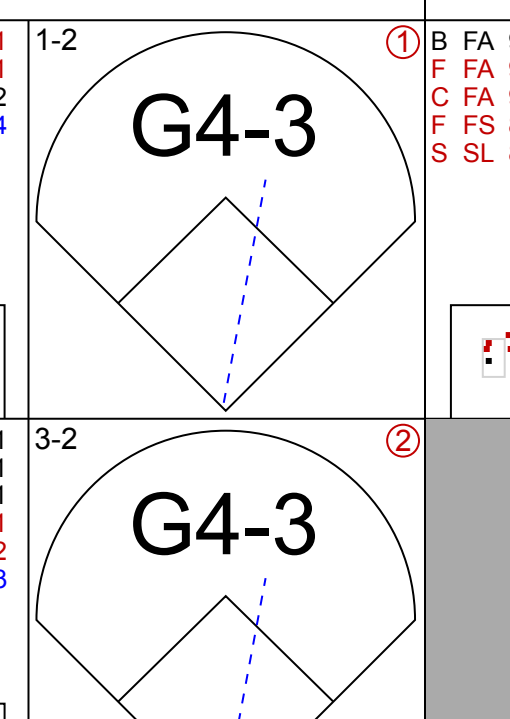
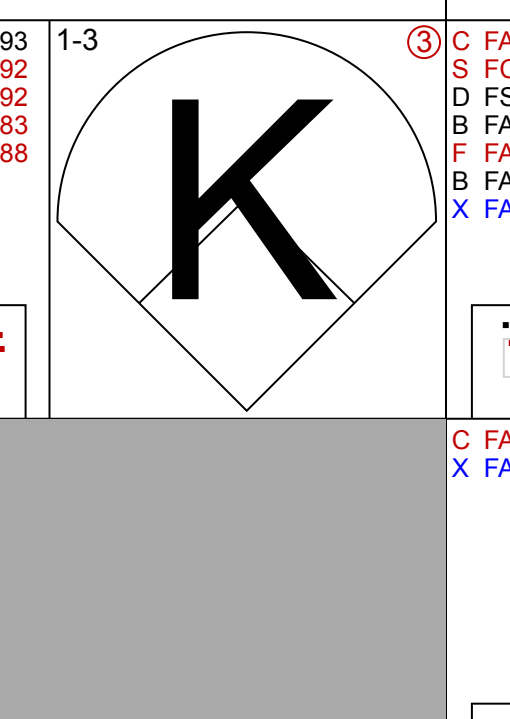
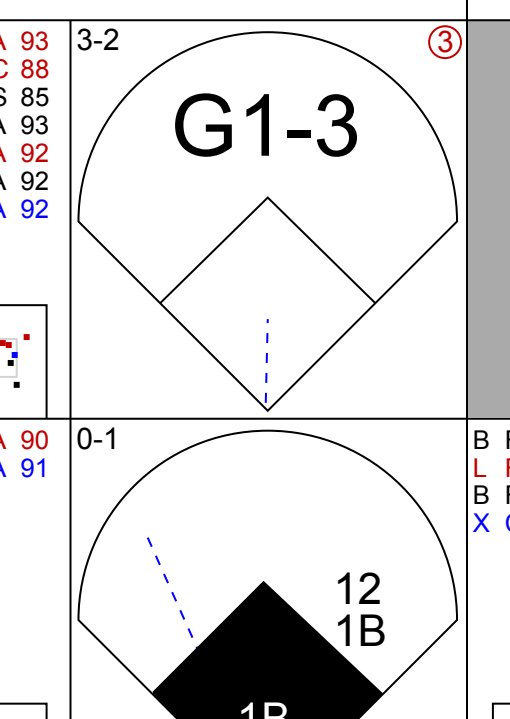
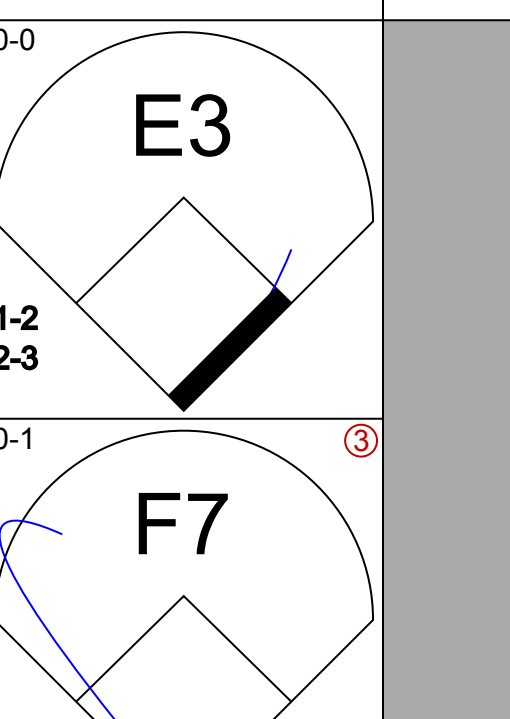
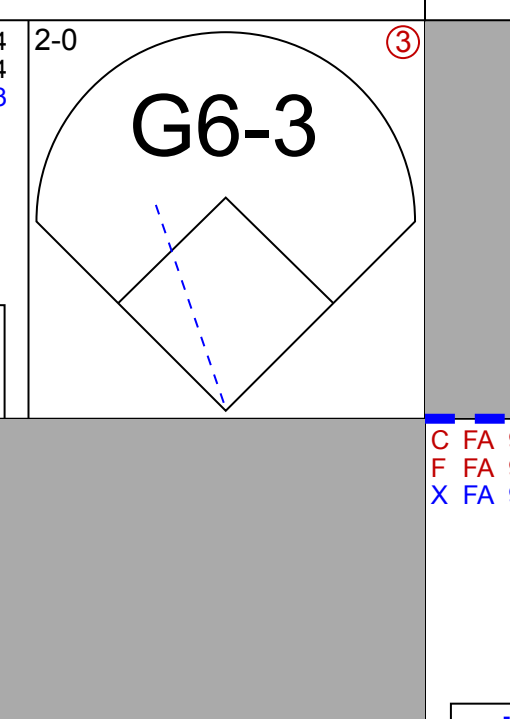
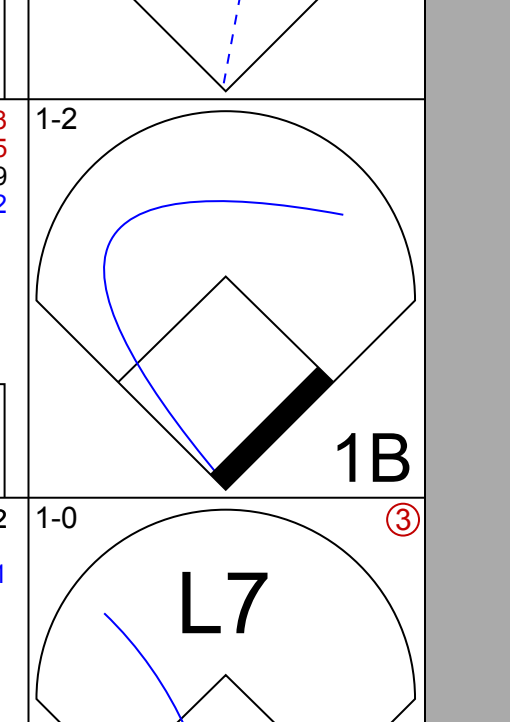
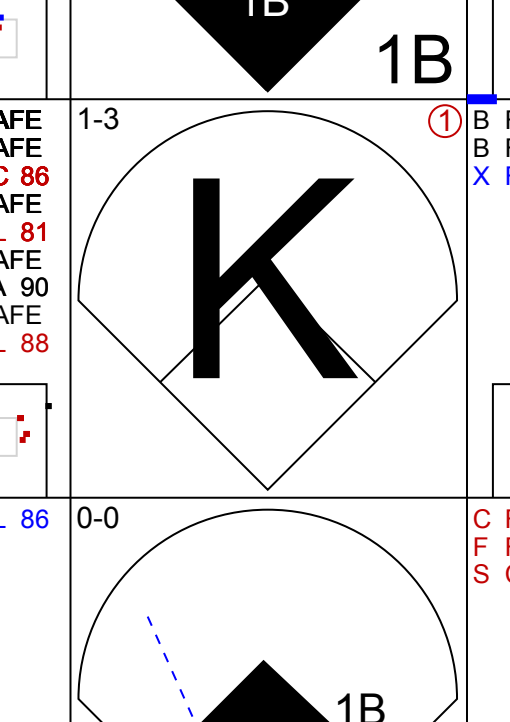
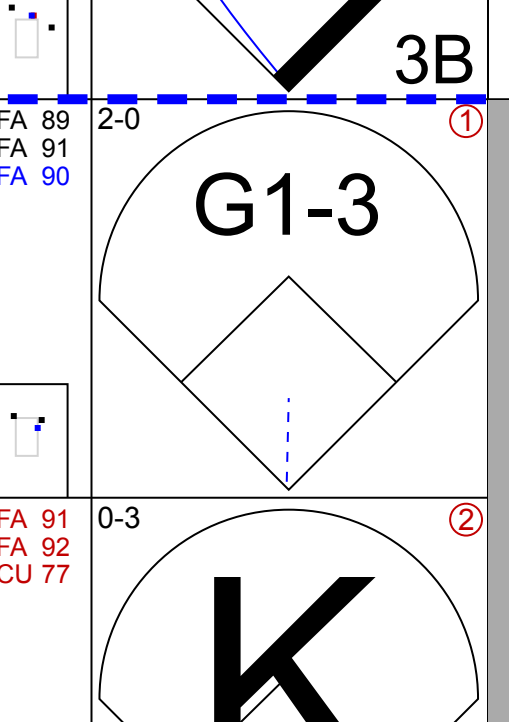
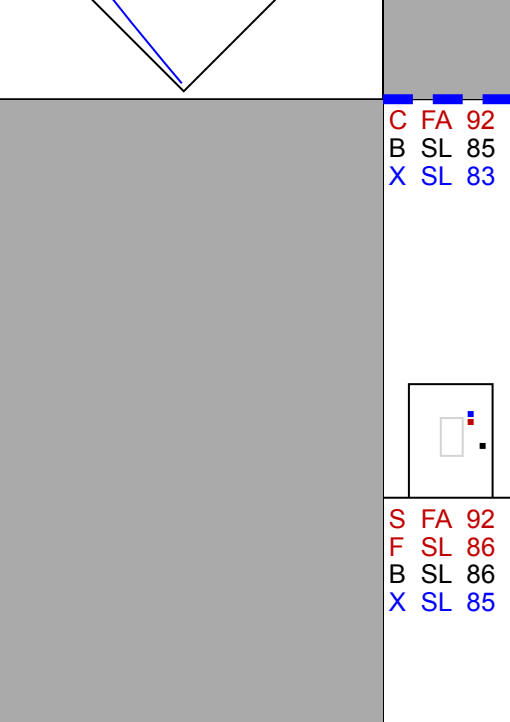
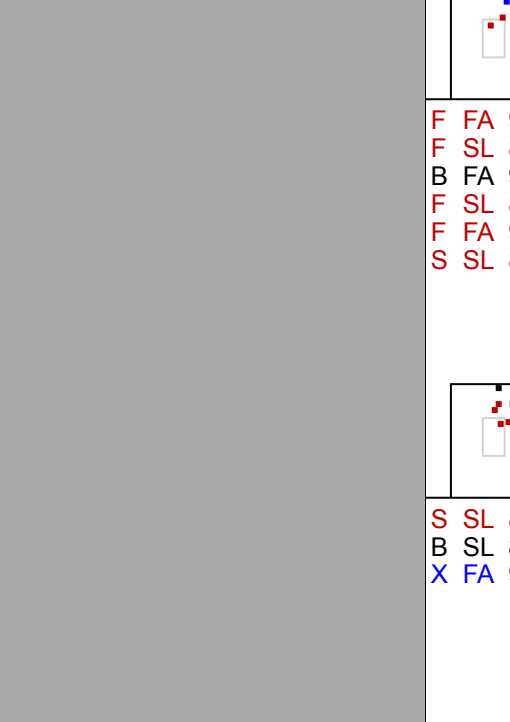
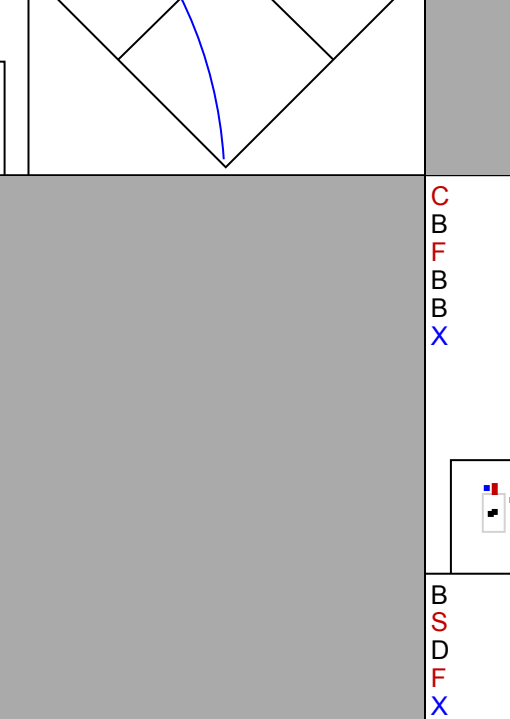
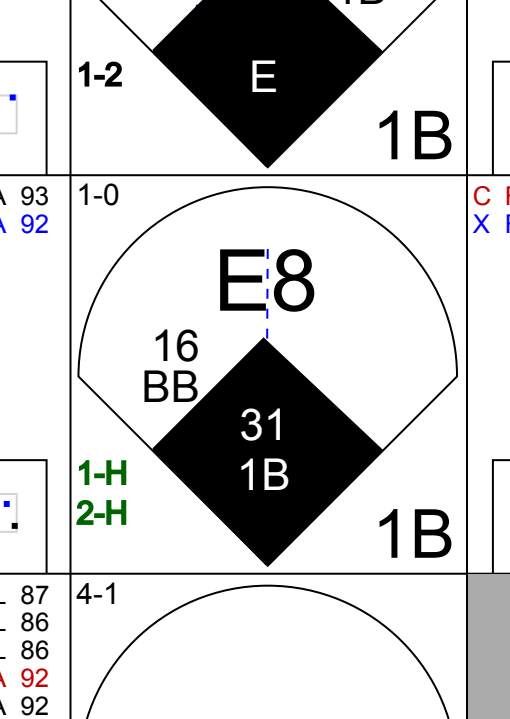
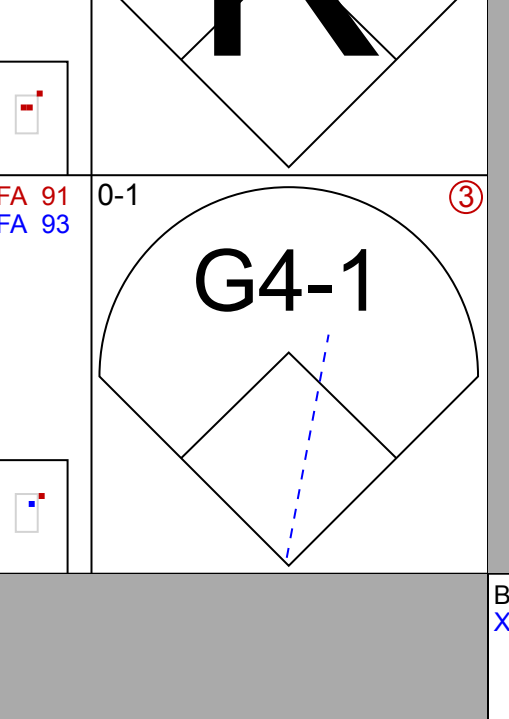
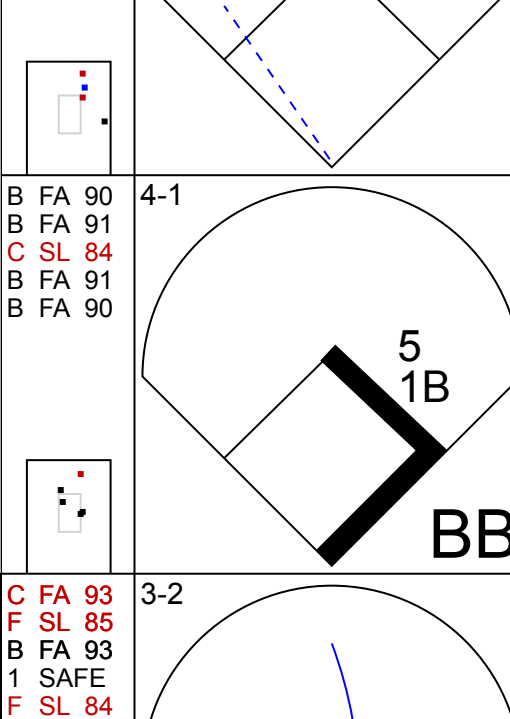
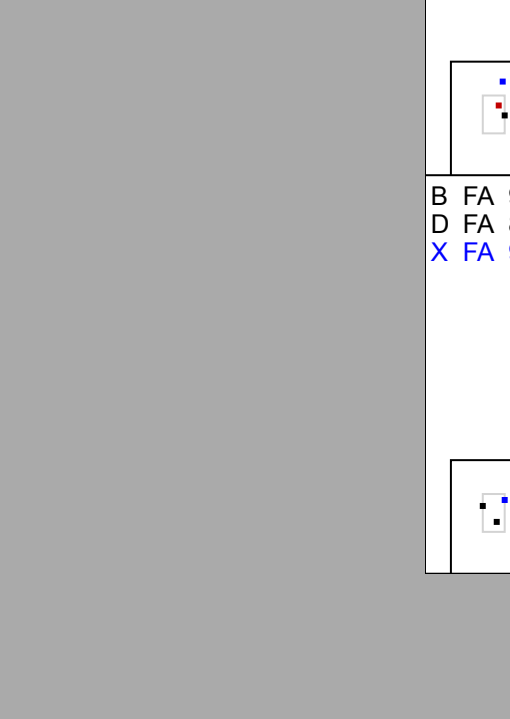
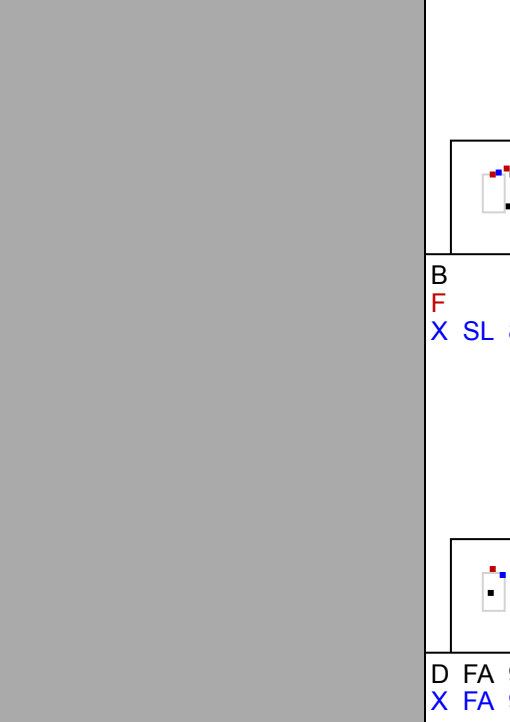
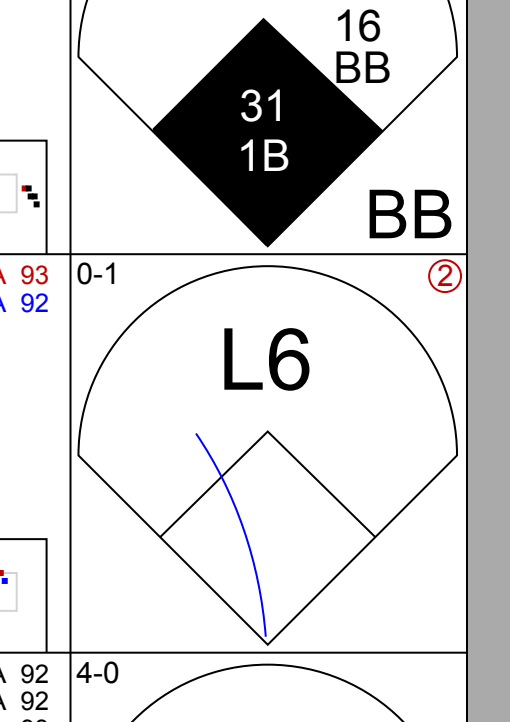

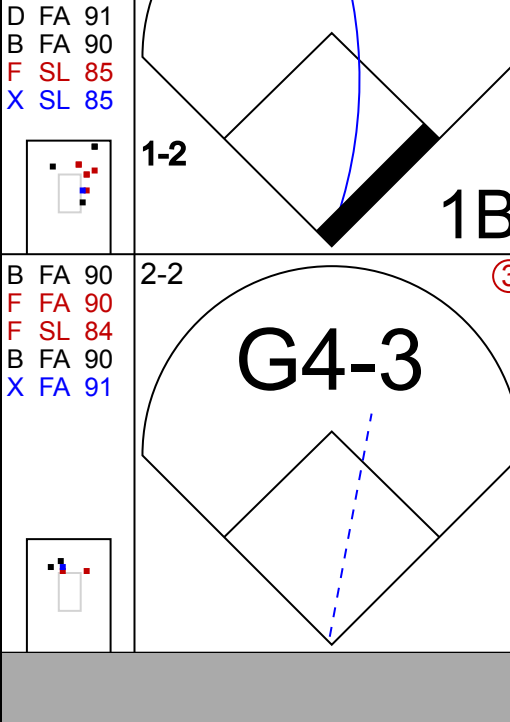

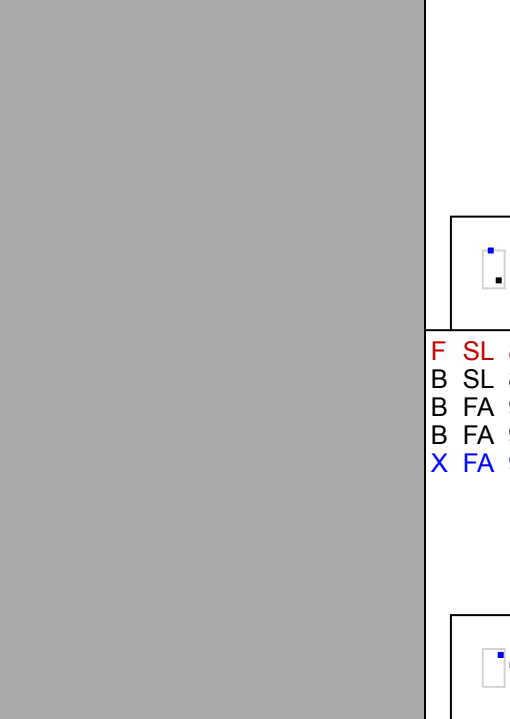
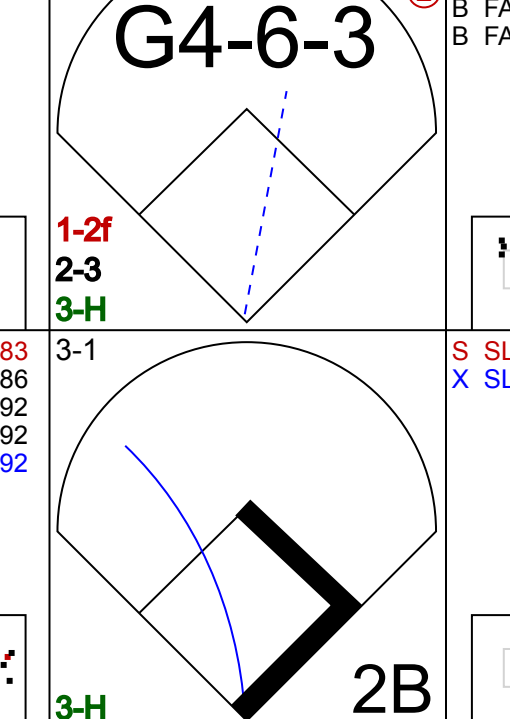
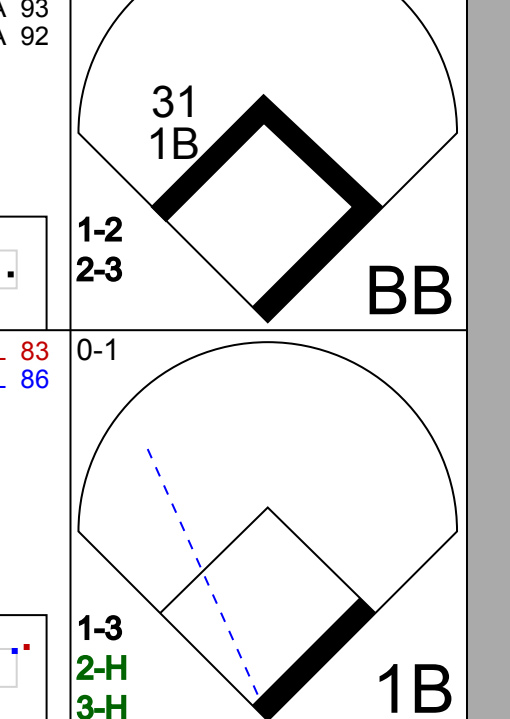

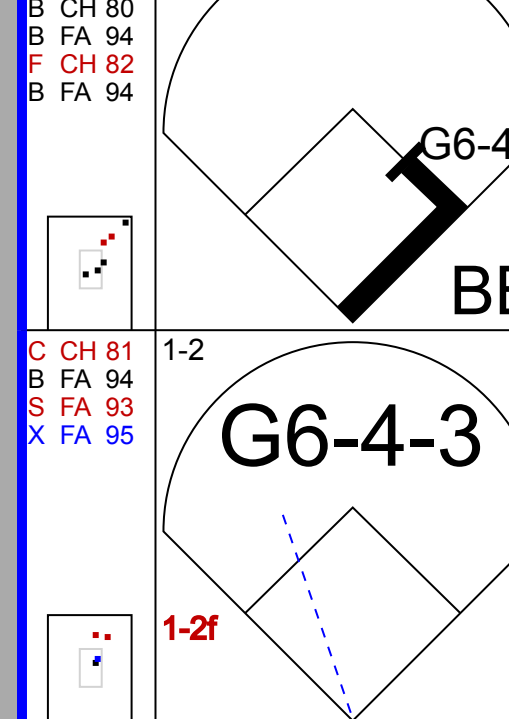
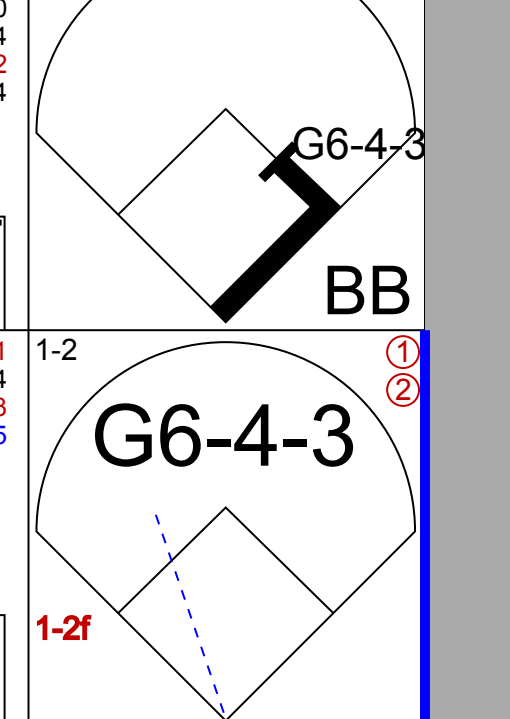
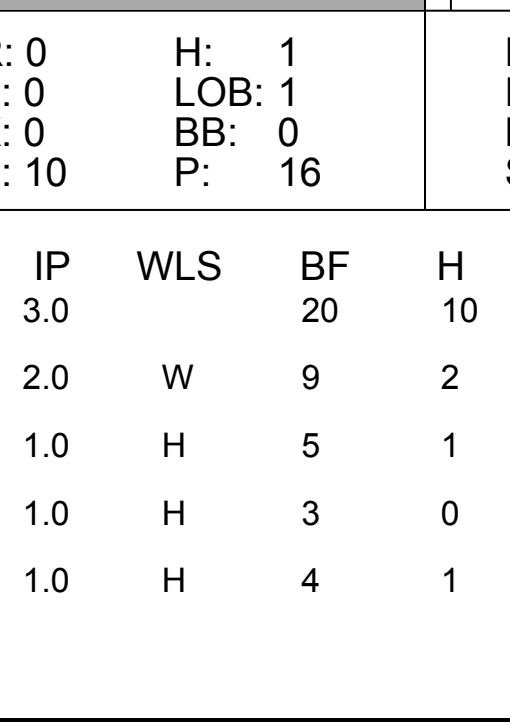
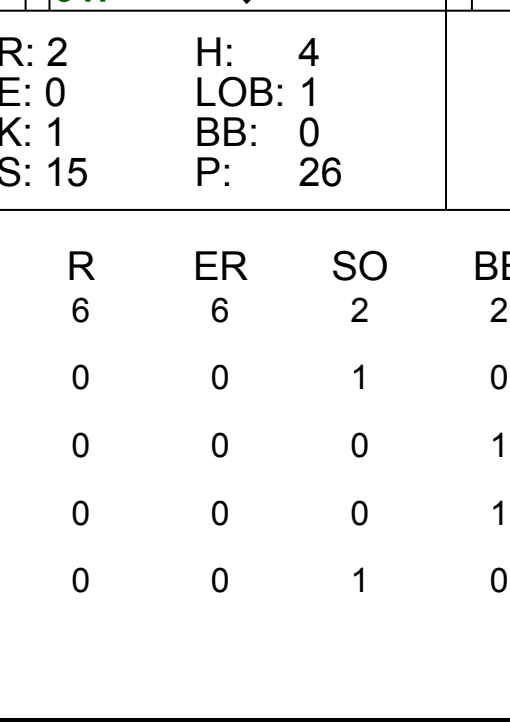
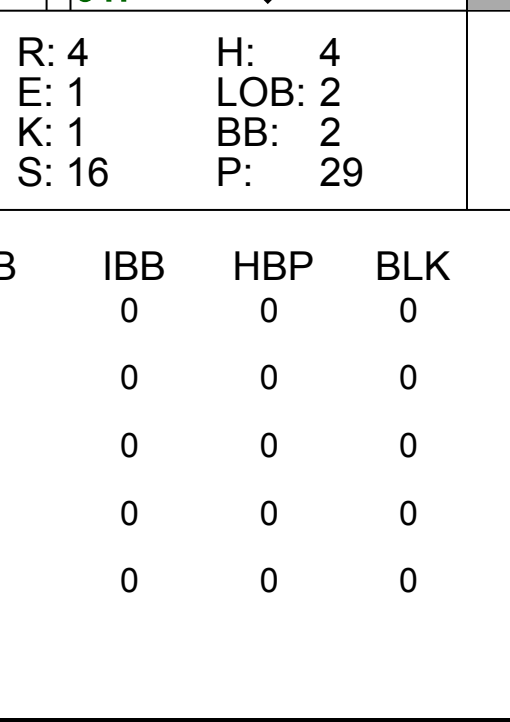
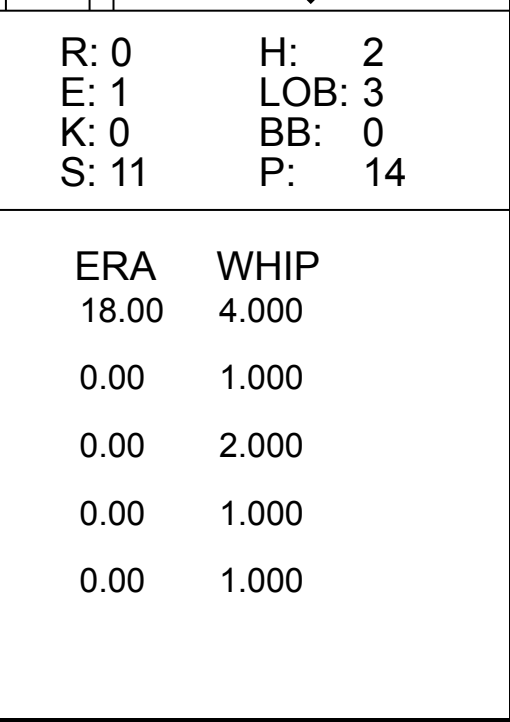
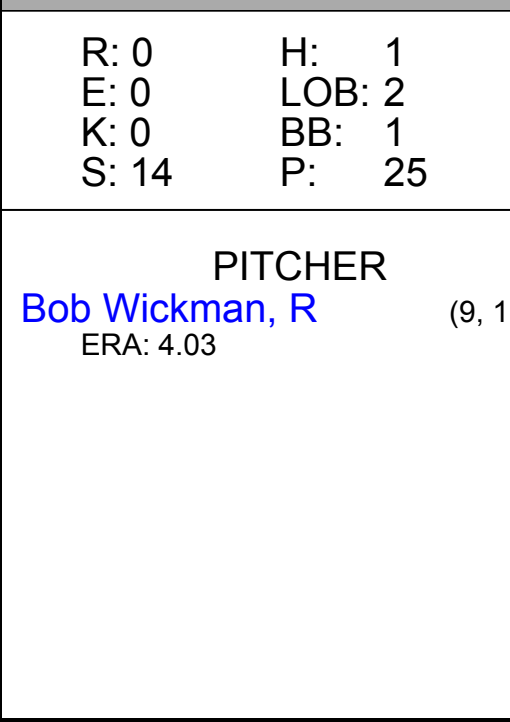
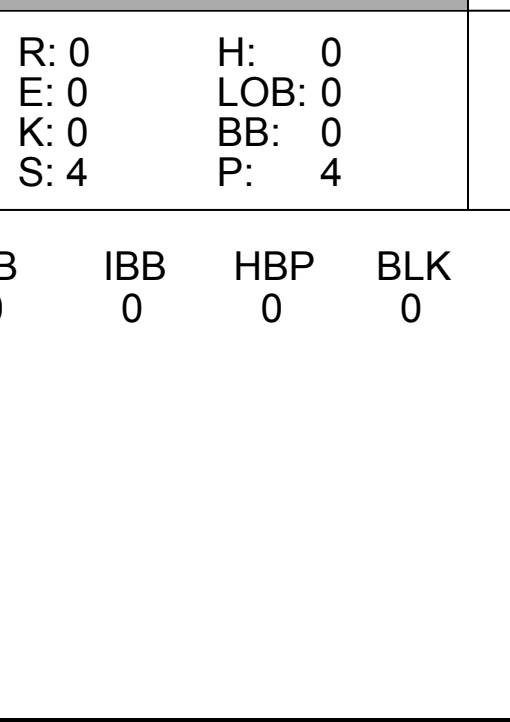


Batter	1	2	3	4	5	6	7	8	9	AB	R	H	RBI	BB	SO	LOB	TOP					
Willie Harris, L OBP: 0.438, SLG: 0.469										4	2	1	0	2	2	2						
11 Edgar Renteria, R OBP: 0.385, SLG: 0.489										5	1	2	2	2	0	0						
10 Chipper Jones, S OBP: 0.385, SLG: 0.603										3	2	2	2	2	0	1						
Andruw Jones, R OBP: 0.299, SLG: 0.389										2	0	0	1	1	0	0						
2 Kelly Johnson, L OBP: 0.384, SLG: 0.454										5	1	2	1	0	1	3						
7 Jeff Francoeur, R OBP: 0.332, SLG: 0.432										5	1	2	2	0	1	3						
Jarrod Saltalamacchia, S OBP: 0.360, SLG: 0.471										5	0	2	0	0	1	0						
Scott Thorman, L OBP: 0.257, SLG: 0.402										5	0	0	0	0	2	3						
15 Tim Hudson, R ERA: 3.54										2	1	1	0	0	1	0						
Inning Stats	R: 0 E: 0 K: 2 S: 16	H: 0 LOB: 2 BB: 2 P: 30	R: 3 E: 0 K: 2 S: 17	H: 4 LOB: 1 BB: 0 P: 22	R: 1 E: 1 K: 0 S: 14	H: 3 LOB: 1 BB: 0 P: 19	R: 2 E: 0 K: 1 S: 17	H: 2 LOB: 2 BB: 2 P: 31	R: 0 E: 0 K: 2 S: 10	H: 1 LOB: 0 BB: 0 P: 18	R: 1 E: 0 K: 1 S: 12	H: 1 LOB: 1 BB: 0 P: 19	R: 0 E: 0 K: 1 S: 10	H: 0 LOB: 2 BB: 2 P: 20	R: 1 E: 0 K: 0 S: 6	H: 1 LOB: 0 BB: 0 P: 8	R: 0 E: 0 K: 0 S: 10	H: 1 LOB: 1 BB: 0 P: 12	1B: 9 2B: 1 3B: 0 HR: 3	SF: 1 SAC: 0 DP: 1 HBP: 1	WP: 0 PB: 0 SB: 1 CS: 0	PA: 46
PITCHER	IP	WLS	BF	H	R	ER	SO	BB	IBB	HBP	BLK	WP	HR	S	P	ERA	WHIP					
31 Brad Penny, R ERA: 2.39	4.0		24	9	6	6	5	4	0	0	0	0	1	64	102	13.50	3.250					
50 Eric Stults, L ERA: 3.0	3.0	L	14	2	1	1	4	2	0	1	0	0	1	32	57	3.00	1.333					
41 Chin-hui Tsao, R ERA: 3.13	2.0		8	2	1	1	0	0	0	0	0	0	1	16	20	4.50	1.000					

Atlanta Braves @ Los Angeles Dodgers
Dodger Stadium, Los Angeles, CA
Thu Jul 05 2007, 7:10 PM PDT
Att: 41,052 - Partly Cloudy - 79 F

AB 38
R 8
H 13
RBI 8
BB 6
SO 9
LOB 15



Batter	1	2	3	4	5	6	7	8	9	AB	R	H	RBI	BB	SO	LOB	BOTTOM					
15 Rafael Furcal, S OBP: 0.339, SLG: 0.357										5	0	0	0	0	1	5						
9 Juan Pierre, L OBP: 0.311, SLG: 0.339										5	1	2	0	0	0	3						
55 Russell Martin, R OBP: 0.364, SLG: 0.471										5	0	1	0	0	2	2						
12 Jeff Kent, R OBP: 0.352, SLG: 0.450										5	1	2	0	0	1	2						
Luis Gonzalez, L OBP: 0.387, SLG: 0.475										4	2	2	1	1	0	2						
5 Nomar Garciaparra, R OBP: 0.313, SLG: 0.332										4	2	2	0	1	0	0						
7 James Loney, L OBP: 0.419, SLG: 0.618										5	0	1	0	0	0	4						
16 Andre Ethier, L OBP: 0.347, SLG: 0.427										2	0	1	0	1	0	2						
27 Matt Kemp, R OBP: 0.417, SLG: 0.532										1	0	0	0	1	0	0						
31 Brad Penny, R OBP: 0.314, SLG: 0.364										2	0	2	3	0	0	0						
50 Eric Stults, L OBP: 1.000, SLG: 1.000										1	0	1	0	0	0	0						
Olmedo Saenz, R OBP: 0.341, SLG: 0.409										1	0	0	0	0	0	1						
41 Chin-hui Tsao, R ERA: 2.87										0	0	0	0	0	0	0						
Inning Stats	R: 0 E: 0 K: 0 S: 10	H: 1 LOB: 1 BB: 0 P: 16	R: 2 E: 0 K: 1 S: 15	H: 4 LOB: 1 BB: 0 P: 26	R: 4 E: 1 K: 1 S: 8	H: 4 LOB: 2 BB: 2 P: 12	R: 0 E: 0 K: 1 S: 11	H: 2 LOB: 3 BB: 0 P: 14	R: 0 E: 0 K: 0 S: 14	H: 1 LOB: 0 BB: 1 P: 25	R: 0 E: 0 K: 0 S: 6	H: 0 LOB: 0 BB: 1 P: 13	R: 0 E: 0 K: 1 S: 11	H: 1 LOB: 1 BB: 0 P: 15	R: 0 E: 0 K: 0 S: 4	H: 0 LOB: 0 BB: 0 P: 4	R: 0 E: 0 K: 0 S: 4	H: 0 LOB: 0 BB: 0 P: 4	1B: 12 2B: 1 3B: 1 HR: 0	SF: 0 SAC: 0 DP: 2 HBP: 0	WP: 0 PB: 0 SB: 0 CS: 0	PA: 44
PITCHER	IP	WLS	BF	H	R	ER	SO	BB	IBB	HBP	BLK	WP	HR	S	P	ERA	WHIP					
15 Tim Hudson, R ERA: 2.22	3.0	W	20	10	6	6	2	2	0	0	0	0	0	43	75	18.00	4.000					
58 Peter Moynan, R ERA: 2.22	2.0		9	2	0	0	1	0	0	0	0	0	0	14	25	0.00	2.000					
54 Chad Paronto, R ERA: 4.26	1.0	H	5	1	0	0	0	1	0	0	0	0	0	6	13	0.00	1.000					
49 Wilfredo Ledezma, L ERA: 5.06	1.0	H	3	0	0	0	0	0	0	0	0	0	0	6	13	0.00	1.000					
39 Rafael Soriano, R ERA: 2.87	1.0	H	4	1	0	0	1	0	0	0	0	0	0	11	15	0.00	1.000					
PITCHER	IP	WLS	BF	H	R	ER	SO	BB	IBB	HBP	BLK	WP	HR	S	P	ERA	WHIP					
Bob Wickman, R ERA: 4.03	1.0	S	3	0	0	0	0	0	0	0	0	0	0	4	4	0.00	0.000					

Atlanta Braves @ Los Angeles Dodgers
Dodger Stadium, Los Angeles, CA
Thu Jul 05 2007, 7:10 PM PDT
Att: 41,052 - Partly Cloudy - 79 F

AB 40
R 6
H 14
RBI 4
BB 4
SO 4
LOB 21



Batter	1	2	3	4	5	6	7	8	9	AB	R	H	RBI	BB	SO	LOB	TOP		
19 Yunel Escobar, R OBP: 0.339, SLG: 0.412	L9		G3			L4			F8	5	0	1	1	0	0	2			
11 Edgar Renteria, R OBP: 0.386, SLG: 0.486	F8		K			10 BB	10 BB		K	5	1	2	0	0	2	1			
10 Chipper Jones, S OBP: 0.419, SLG: 0.600	G6-3		F7			BB			G4-3	4	1	1	0	1	0	1			
Andruw Jones, R OBP: 0.303, SLG: 0.404		P2				G6-4-3				3	1	1	2	1	0	2			
7 Jeff Francoeur, R OBP: 0.332, SLG: 0.439		G6-3				G3-1				4	1	1	2	0	1	2			
23 Matt Diaz, R OBP: 0.377, SLG: 0.473										4	0	2	0	0	0	0			
16 Brian McCann, L OBP: 0.311, SLG: 0.426										4	0	1	0	0	0	1			
Jarrod Saltalamacchia, S OBP: 0.364, SLG: 0.481										3	1	1	0	1	1	2			
37 Jo-Jo Reyes, L Oscar Villarreal, L 58 Peter Moylan, R Willie Harris, L Tyler Yates, R 54 Chad Paronto, R 2 Kelly Johnson, L 27 Joey Devine, R										0	0	0	0	0	0	0			
Inning Stats	R: 0 E: 0 K: 0 S: 6	H: 0 LOB: 0 BB: 0 P: 8	R: 0 E: 0 K: 0 S: 7	H: 1 LOB: 1 BB: 0 P: 10	R: 1 E: 0 K: 1 S: 9	H: 2 LOB: 1 BB: 0 P: 13	R: 2 E: 0 K: 1 S: 17	H: 3 LOB: 2 BB: 1 P: 26	R: 0 E: 0 K: 0 S: 5	H: 0 LOB: 0 BB: 0 P: 4	R: 2 E: 0 K: 2 S: 14	H: 3 LOB: 1 BB: 0 P: 25	R: 0 E: 0 K: 0 S: 12	H: 0 LOB: 1 BB: 1 P: 23	R: 0 E: 0 K: 1 S: 8	H: 0 LOB: 0 BB: 0 P: 10	1B: 6 2B: 2 3B: 1 HR: 1	SF: 0 SAC: 2 DP: 1 HBP: 0	WP: 1 PA: 39 PB: 0 SB: 0 CS: 0
PITCHER	IP WLS BF H R ER SO BB IBB HBP BLK WP HR S P ERA WHIP																		
David Wells, L ERA: 4.31	3.0	14	4	3	3	1	1	0	0	0	0	0	0	1	30	44	9.00	1.667	
26 Doug Brocail, R ERA: 3.03	3.0	12	3	0	0	1	1	0	0	0	0	0	0	17	29	0.00	1.333		
21 Heath Bell, R ERA: 1.78	1.0	W	6	3	2	2	0	0	0	0	0	0	0	14	25	18.00	3.000		
Scott Linebrink, R ERA: 2.52	1.0	H	4	0	0	0	1	0	0	0	1	0	12	23	0.00	1.000			
Trevor Hoffman, R ERA: 1.91	1.0	S	3	0	0	0	0	0	0	0	0	0	8	10	0.00	0.000			

Atlanta Braves @ San Diego Padres
PETCO Park, San Diego, CA
Sat Jul 07 2007, 3:55 PM EDT
Att: 41,419 - Sunny - 75 F

AB 34
R 5
H 10
RBI 5
BB 3
SO 5
LOB 12





Batter	1	2	3	4	5	6	7	8	9	AB	R	H	RBI	BB	SO	LOB	BOTTOM		
24 Brian Giles, L OBP: 0.370, SLG: 0.352	G6-4-3		G1-6-3			K			G4-3	4	0	0	0	1	1	4			
22 Marcus Giles, R OBP: 0.317, SLG: 0.344	G6-4-3					G6-3			G5-3	4	1	0	0	1	0	1			
23 Adrián González, L OBP: 0.338, SLG: 0.472	F7								G6-3	3	2	1	0	2	0	0			
Mike Cameron, R OBP: 0.326, SLG: 0.445		L8								3	2	1	3	1	0	1			
Milton Bradley, S OBP: 0.380, SLG: 0.441		G6-3								3	2	1	0	1	0	2			
3 Khalil Greene, R OBP: 0.282, SLG: 0.479										4	1	2	2	0	1	4			
28 Josh Bard, S OBP: 0.332, SLG: 0.372		G6-3								4	0	0	0	0	0	5			
5 Kevin Kouzmanoff, R OBP: 0.290, SLG: 0.386										3	0	2	3	0	0	0			
David Wells, L ERA: 4.31	3.0	15	5	5	5	1	3	0	0	0	0	0	0	0	1	1			
26 Doug Brocail, R ERA: 3.78	2.0	9	1	0	0	1	1	0	0	0	0	0	0	0	0	0			
58 Peter Moylan, R ERA: 2.13	1.0	L	4	1	3	1	0	0	0	0	0	0	0	0	0	0			
21 Heath Bell, R ERA: 3.99	0.2	4	1	0	0	1	0	0	0	0	0	0	0	0	0	0			
27 Joey Devine, R ERA: 1.50	1.0	3	0	0	0	0	0	0	0	0	0	0	0	0	0	0			
Inning Stats	R: 0 E: 0 K: 0 S: 5	H: 0 LOB: 1 BB: 0 P: 12	R: 1 E: 0 K: 0 S: 7	H: 1 LOB: 0 BB: 0 P: 11	R: 0 E: 0 K: 1 S: 11	H: 1 LOB: 0 BB: 0 P: 12	R: 4 E: 0 K: 0 S: 18	H: 4 LOB: 2 BB: 2 P: 38	R: 0 E: 1 K: 1 S: 11	H: 0 LOB: 2 BB: 1 P: 15	R: 0 E: 0 K: 1 S: 10	H: 0 LOB: 1 BB: 1 P: 18	R: 3 E: 1 K: 1 S: 21	H: 2 LOB: 2 BB: 2 P: 39	R: 0 E: 0 K: 0 S: 7	H: 0 LOB: 0 BB: 0 P: 13	1B: 5 2B: 1 3B: 0 HR: 2	SF: 1 SAC: 0 DP: 2 HBP: 0	WP: 1 PA: 39 PB: 0 SB: 0 CS: 0
PITCHER	IP WLS BF H R ER SO BB IBB HBP BLK WP HR S P ERA WHIP																		
37 Jo-Jo Reyes, L ERA: 15.0	3.0	15	5	5	5	1	3	0	0	0	0	0	0	0	1	1	15.00	2.667	
Oscar Villarreal, R ERA: 3.78	2.0	9	1	0	0	1	1	0	0	0	0	0	0	0	0	0	0.00	1.000	
58 Peter Moylan, R ERA: 2.13	1.0	L	4	1	3	1	0	0	0	0	0	0	0	0	0	0	0.00	1.000	
21 Heath Bell, R ERA: 3.99	0.2	4	1	0	0	1	0	0	0	0	0	0	0	0	0	0	0.00	1.500	
27 Joey Devine, R ERA: 1.50	1.0	3	0	0	0	0	0	0	0	0	0	0	0	0	0	0	0.00	0.000	

Atlanta Braves @ San Diego Padres
PETCO Park, San Diego, CA
Sat Jul 07 2007, 3:55 PM EDT
Att: 41,419 - Sunny - 75 F

AB 31
R 8
H 8
RBI 8
BB 7
SO 4
LOB 20



Batter	1	2	3	4	5	6	7	8	9	AB	R	H	RBI	BB	SO	LOB	TOP										
Willie Harris, L (1.7) OBP: 0.419, SLG: 0.441	F7		G4-3				G3			3	0	0	0	1	0	0	Atlanta Braves @ San Diego Padres PETCO Park, San Diego, CA Sun Jul 08 2007, 8:05 PM EDT Att: 41,026 - Partly Cloudy - 72 F AB 33 R 5 H 7 RBI 5 BB 2 SO 4 LOB 10 										
11 Edgar Renteria, R (1.6) OBP: 0.384, SLG: 0.481	F9		G1-3				FC6-4		K	4	0	0	0	0	1	1											
10 Chipper Jones, S (1.5) OBP: 0.417, SLG: 0.594	G4-3		G4-3						G1	4	1	1	0	0	0	0											
Andruw Jones, R (1.8) OBP: 0.310, SLG: 0.410		16 HR								3	2	3	0	1	0	0											
16 Brian McCann, L (1.2) OBP: 0.313, SLG: 0.438		1-H							E3	4	1	2	4	0	0	2											
7 Jeff Francoeur, R (1.9) OBP: 0.292, SLG: 0.434										4	0	0	0	0	2	4											
2 Kelly Johnson, L (1.4) OBP: 0.386, SLG: 0.467										4	1	1	1	0	1	2											
Scott Thorman, L (1.3) OBP: 0.253, SLG: 0.391										3	0	0	0	0	0	0											
26 Kyle Davies, R (1.1) Chris Woodward, C (7.1) 58 Peter Moylan, R (7.1) 39 Rafael Soriano, R (8.1) 23 Matt Diaz, R (9.1) Bob Wickman, R (9.1)										2	0	0	0	0	0	0											
Inning Stats	R: 0 E: 0 K: 0 S: 6	H: 0 LOB: 0 BB: 0 P: 9	R: 3 E: 0 K: 1 S: 17	H: 2 LOB: 0 BB: 1 P: 29	R: 0 E: 0 K: 0 S: 6	H: 0 LOB: 0 BB: 0 P: 7	R: 0 E: 0 K: 1 S: 9	H: 1 LOB: 1 BB: 0 P: 16	R: 0 E: 0 K: 0 S: 7	H: 0 LOB: 1 BB: 1 P: 13	R: 2 E: 0 K: 0 S: 8	H: 3 LOB: 0 BB: 0 P: 13	R: 0 E: 0 K: 2 S: 12	H: 0 LOB: 0 BB: 0 P: 6	R: 0 E: 0 K: 2 S: 12	H: 1 LOB: 2 BB: 0 P: 16		R: 0 E: 0 K: 0 S: 6	H: 0 LOB: 0 BB: 0 P: 9	1B: 5 2B: 0 3B: 0 HR: 2	SF: 0 SAC: 0 DP: 2 HBP: 1	WP: 0 PB: 0 SB: 3 CS: 0	PA: 36				
PITCHER	IP	WLS	BF	H	R	ER	SO	BB	IBB	HBP	BLK	WP	HR	S	P	ERA	WHIP										
Greg Maddux, R (1.1) ERA: 4.27	5.0	L	23	6	5	5	2	2	0	0	0	0	2	50	83	9.00	1.600										
40 Royce Ring, L (6.1)	2.0		5	0	0	0	0	0	0	0	0	0	0	6	10	0.00	0.000										
43 Cia Meredith, R (8.1) ERA: 3.86	2.0		8	1	0	0	2	0	0	1	0	0	0	18	25	0.00	0.500										

Batter	1	2	3	4	5	6	7	8	9	AB	R	H	RBI	BB	SO	LOB	BOTTOM										
24 Brian Giles, L (1.9) OBP: 0.371, SLG: 0.353	F7		K					F7		5	0	2	1	0	1	0	Atlanta Braves @ San Diego Padres PETCO Park, San Diego, CA Sun Jul 08 2007, 8:05 PM EDT Att: 41,026 - Partly Cloudy - 72 F AB 36 R 4 H 9 RBI 4 BB 2 SO 11 LOB 12 										
22 Marcus Giles, R (1.4) OBP: 0.313, SLG: 0.338	K		G6-3				G5-3	F8		5	0	0	0	0	2	3											
23 Adrián González, L (1.3) OBP: 0.339, SLG: 0.469										2	1	0	0	2	2	1											
Mike Cameron, R (1.8) OBP: 0.325, SLG: 0.446	F8						L8			4	0	1	1	0	1	1											
Milton Bradley, S (1.7) OBP: 0.386, SLG: 0.444							F7			4	1	2	0	0	0	1											
3 Khalil Greene, R (1.6) OBP: 0.279, SLG: 0.473										4	0	0	0	0	2	2											
4 Michael Barrett, R (1.2) OBP: 0.304, SLG: 0.414										4	1	2	1	0	0	0											
5 Kevin Kouzmanoff, R (1.5) OBP: 0.290, SLG: 0.384										4	1	1	1	0	2	2											
Greg Maddux, R (1.1) 40 Royce Ring, L (6.1) José Cruz Jr., S (7.1) 43 Cia Meredith, R (8.1) Russell Branyan, L (9.1) Hiram Bocachica, R (9.1)										2	0	0	0	0	1	2											
Inning Stats	R: 0 E: 0 K: 1 S: 11	H: 0 LOB: 1 BB: 1 P: 20	R: 0 E: 0 K: 1 S: 10	H: 2 LOB: 2 BB: 0 P: 14	R: 1 E: 0 K: 1 S: 14	H: 1 LOB: 1 BB: 1 P: 23	R: 0 E: 0 K: 1 S: 7	H: 0 LOB: 0 BB: 0 P: 9	R: 0 E: 0 K: 1 S: 12	H: 1 LOB: 1 BB: 0 P: 18	R: 0 E: 0 K: 1 S: 10	H: 0 LOB: 0 BB: 0 P: 16	R: 0 E: 0 K: 1 S: 7	H: 0 LOB: 0 BB: 0 P: 11	R: 0 E: 0 K: 1 S: 9	H: 0 LOB: 0 BB: 0 P: 15		R: 3 E: 0 K: 3 S: 18	H: 5 LOB: 2 BB: 0 P: 24	1B: 7 2B: 2 3B: 0 HR: 0	SF: 0 SAC: 0 DP: 0 HBP: 0	WP: 0 PB: 0 SB: 1 CS: 0	PA: 38				
PITCHER	IP	WLS	BF	H	R	ER	SO	BB	IBB	HBP	BLK	WP	HR	S	P	ERA	WHIP										
26 Kyle Davies, R (1.1) ERA: 5.55	6.0	W	24	4	1	1	0	2	0	0	0	0	0	64	100	1.50	1.000										
58 Peter Moylan, R (7.1) ERA: 2.12	1.0		3	0	0	0	1	0	0	0	0	0	0	7	11	0.00	0.000										
39 Rafael Soriano, R (8.1) ERA: 2.79	1.0		3	0	0	0	1	0	0	0	0	0	0	9	15	0.00	0.000										
Bob Wickman, R (9.1) ERA: 4.8	1.0		8	5	3	3	3	0	0	0	0	0	0	18	24	27.00	5.000										

Batter	1	2	3	4	5	6	7	8	9	AB	R	H	RBI	BB	SO	LOB	TOP								
13 Nate McLouth, L OBP: 0.318, SLG: 0.371										4	0	1	0	0	0	1									
12 Freddy Sanchez, R Matt Kata, S OBP: 0.241, SLG: 0.288										3	0	0	0	0	0	2									
25 Adam LaRoche, L Tony Armas, R Jose Castillo, R OBP: 0.279, SLG: 0.327										3	0	1	0	0	0	0									
Jason Bay, R OBP: 0.331, SLG: 0.432										4	1	1	0	0	1	1									
Xavier Nady, R OBP: 0.343, SLG: 0.504										4	0	1	0	0	0	1									
Jose Bautista, R OBP: 0.336, SLG: 0.404										3	0	1	0	1	1	0									
26 Ronny Paulino, R OBP: 0.278, SLG: 0.351										4	0	1	1	0	1	2									
2 Jack Wilson, R OBP: 0.319, SLG: 0.365										4	0	2	0	0	1	4									
45 Ian Snell, R 34 John Grabow, L Josh Phelps, R OBP: 0.350, SLG: 0.359										1	0	0	0	0	1	1									
Inning Stats	R: 0 E: 0 K: 0 S: 10	H: 2 LOB: 1 BB: 0 P: 14	R: 0 E: 0 K: 2 S: 8	H: 0 LOB: 0 BB: 0 P: 11	R: 0 E: 0 K: 1 S: 9	H: 1 LOB: 1 BB: 0 P: 14	R: 0 E: 0 K: 0 S: 7	H: 0 LOB: 0 BB: 0 P: 12	R: 0 E: 0 K: 1 S: 8	H: 1 LOB: 1 BB: 0 P: 12	R: 0 E: 0 K: 0 S: 4	H: 0 LOB: 0 BB: 0 P: 5	R: 0 E: 0 K: 1 S: 9	H: 1 LOB: 2 BB: 1 P: 21	R: 0 E: 0 K: 0 S: 8	H: 0 LOB: 0 BB: 0 P: 11	R: 1 E: 0 K: 2 S: 10	H: 3 LOB: 2 BB: 0 P: 15	1B: 6 2B: 2 3B: 0 HR: 0	SF: 0 SAC: 1 DP: 1 HBP: 0	WP: 0 PB: 0 SB: 0 CS: 0	PA: 35			
PITCHER	IP	WLS	BF	H	R	ER	SO	BB	IBB	HBP	BLK	WP	HR	S	P	ERA	WHIP								
15 Tim Hudson, R ERA: 3.35	7.0	W	26	5	0	0	4	1	0	0	0	0	0	55	89	0.00	0.857								
58 Peter Moylan, R ERA: 2.09	1.0		3	0	0	0	0	0	0	0	0	0	0	8	11	0.00	0.000								
57 Jose Ascanio, R ERA: 9.0	1.0		6	3	1	1	2	0	0	0	0	0	0	10	15	9.00	3.000								

Pittsburgh Pirates @ Atlanta Braves
Turner Field, Atlanta, GA
Fri Jul 13, 2007, 7:35 PM EDT
Att: 38,922 - Cloudy - 82 F

AB 33
R 1
H 8
RBI 1
BB 1
SO 6
LOB 12



Batter	1	2	3	4	5	6	7	8	9	AB	R	H	RBI	BB	SO	LOB	BOTTOM								
Willie Harris, L OBP: 0.412, SLG: 0.433										5	0	1	0	0	1	3									
11 Edgar Renteria, R 19 Yunel Escobar, R OBP: 0.336, SLG: 0.408										4	0	1	2	0	1	1									
10 Chipper Jones, S 58 Peter Moylan, R 36 Chuck James, L 57 Jose Ascanio, R OBP: 0.258, SLG: 0.241										4	1	2	0	0	0	0									
Andruw Jones, R 23 Matt Diaz, R OBP: 0.373, SLG: 0.471										2	2	1	1	1	0	1									
16 Brian McCann, L OBP: 0.319, SLG: 0.470										4	2	3	4	0	0	2									
7 Jeff Francoeur, R OBP: 0.328, SLG: 0.432										4	1	1	0	0	1	1									
2 Kelly Johnson, L OBP: 0.387, SLG: 0.465										3	1	1	0	1	1	1									
Scott Thorman, L OBP: 0.257, SLG: 0.388										2	1	0	0	2	2	1									
15 Tim Hudson, R Chris Woodward, R OBP: 0.238, SLG: 0.250										3	1	1	1	0	0	2									
Inning Stats	R: 3 E: 1 K: 0 S: 16	H: 1 LOB: 0 BB: 1 P: 22	R: 0 E: 0 K: 2 S: 8	H: 0 LOB: 0 BB: 0 P: 13	R: 0 E: 0 K: 1 S: 12	H: 1 LOB: 1 BB: 0 P: 17	R: 0 E: 0 K: 1 S: 11	H: 1 LOB: 2 BB: 1 P: 24	R: 0 E: 0 K: 0 S: 7	H: 1 LOB: 0 BB: 0 P: 8	R: 6 E: 0 K: 1 S: 19	H: 7 LOB: 2 BB: 1 P: 30	R: 0 E: 0 K: 1 S: 7	H: 0 LOB: 1 BB: 1 P: 14	R: 0 E: 0 K: 1 S: 9	H: 0 LOB: 0 BB: 0 P: 13	1B: 6 2B: 2 3B: 0 HR: 3	SF: 1 SAC: 0 DP: 1 HBP: 0	WP: 0 PB: 0 SB: 1 CS: 0	PA: 39					
PITCHER	IP	WLS	BF	H	R	ER	SO	BB	IBB	HBP	BLK	WP	HR	S	P	ERA	WHIP								
45 Ian Snell, R ERA: 3.11	5.0	L	25	8	7	4	4	1	1	0	0	0	0	61	94	7.20	1.800								
34 John Grabow, L ERA: 6.04	0.1		5	3	1	1	1	1	0	0	0	0	0	9	14	27.00	12.000								
Tony Armas, R ERA: 8.12	2.2		9	0	1	1	2	1	0	0	0	0	0	19	33	3.38	0.375								

Pittsburgh Pirates @ Atlanta Braves
Turner Field, Atlanta, GA
Fri Jul 13, 2007, 7:35 PM EDT
Att: 38,922 - Cloudy - 82 F

AB 34
R 9
H 11
RBI 9
BB 4
SO 7
LOB 13



Batter	1	2	3	4	5	6	7	8	9	AB	R	H	RBI	BB	SO	LOB	TOP										
Rajai Davis, R OBP: 0.333, SLG: 0.300 13 Nate McLouth, L OBP: 0.315, SLG: 0.368										2	0	0	0	1	0	0	Pittsburgh Pirates @ Atlanta Braves Turner Field, Atlanta, GA Sat Jul 14 2007, 7:05 PM EDT Att: 44,041 - Cloudy - 78 F										
12 Freddy Sanchez, R OBP: 0.322, SLG: 0.381										4	0	1	0	0	0	1											
25 Adam LaRoche, L OBP: 0.320, SLG: 0.432										4	0	0	0	0	0	1											
Xavier Nady, R OBP: 0.339, SLG: 0.497										4	0	0	0	0	1	1											
Jason Bay, R OBP: 0.330, SLG: 0.428										3	1	0	0	1	1	0											
José Bautista, R OBP: 0.338, SLG: 0.404 Jose Castillo, R OBP: 0.281, SLG: 0.327										0	0	0	0	1	0	0											
26 Ronny Paulino, R OBP: 0.285, SLG: 0.359										3	1	2	0	1	1	1											
2 Jack Wilson, R OBP: 0.315, SLG: 0.361										4	0	0	0	0	2	6											
24 Tom Gorzelanny, R OBP: 0.105, SLG: 0.056 41 Ryan Doumit, S OBP: 0.394, SLG: 0.530 Damaso Marte, L Shawn Chacon, R OBP: 0.273, SLG: 0.273										2	0	0	0	0	2	1											
Inning Stats	R: 0 H: 1 E: 0 K: 1 S: 10	H: 1 LOB: 1 BB: 0 P: 12	R: 0 H: 0 E: 0 K: 1 S: 10	H: 0 LOB: 2 BB: 2 P: 20	R: 0 H: 0 E: 0 K: 1 S: 8	H: 0 LOB: 0 BB: 0 P: 11	R: 0 H: 0 E: 0 K: 0 S: 7	H: 0 LOB: 0 BB: 0 P: 11	R: 0 H: 1 E: 0 K: 1 S: 14	H: 1 LOB: 1 BB: 0 P: 22	R: 0 H: 0 E: 0 K: 0 S: 12	H: 0 LOB: 0 BB: 1 P: 19	R: 0 H: 3 E: 1 K: 2 S: 15	H: 3 LOB: 0 BB: 1 P: 25	R: 0 H: 0 E: 0 K: 0 S: 4	H: 0 LOB: 0 BB: 0 P: 8		R: 0 H: 0 E: 1 K: 2 S: 13	H: 0 LOB: 1 BB: 0 P: 17	1B: 2 2B: 3 3B: 0 HR: 1	SF: 0 SAC: 0 DP: 1 HBP: 0	WP: 0 PB: 0 SB: 0 CS: 2	PA: 35				
PITCHER	IP	WLS	BF	H	R	ER	SO	BB	IBB	HBP	BLK	WP	HR	S	P	ERA	WHIP										
36 Chuck James, L ERA: 3.73 Tyler Yates, R ERA: 4.62 39 Rafael Soriano, R ERA: 3.0 Oscar Villarreal, R ERA: 3.7 Bob Wickman, R ERA: 4.65	6.0	2	21	2	0	0	4	3	0	0	0	0	0	61	95	0.00	0.833										

Batter	1	2	3	4	5	6	7	8	9	AB	R	H	RBI	BB	SO	LOB	BOTTOM										
19 Yunel Escobar, R OBP: 0.333, SLG: 0.402										4	1	1	0	0	2	0	Pittsburgh Pirates @ Atlanta Braves Turner Field, Atlanta, GA Sat Jul 14 2007, 7:05 PM EDT Att: 44,041 - Cloudy - 78 F										
11 Edgar Renteria, R OBP: 0.383, SLG: 0.477										5	2	2	0	0	1	1											
10 Chipper Jones, S OBP: 0.424, SLG: 0.603										4	0	3	0	1	1	1											
Andrew Jones, R OBP: 0.317, SLG: 0.428										3	1	1	2	1	0	2											
7 Jeff Francoeur, R OBP: 0.329, SLG: 0.431										3	0	1	2	1	1	0											
23 Matt Diaz, R OBP: 0.373, SLG: 0.466 39 Rafael Soriano, R Oscar Villarreal, L 2 Kelly Johnson, L Bob Wickman, R										2	0	0	0	1	0	2											
16 Brian McCann, L OBP: 0.315, SLG: 0.463										4	0	0	0	0	1	4											
Jarrod Saltalamacchia, S OBP: 0.352, SLG: 0.464										4	0	0	0	0	1	4											
36 Chuck James, L Tyler Yates, R Willie Harris, L										2	0	0	0	0	2	0											
Inning Stats	R: 3 H: 3 E: 0 K: 2 S: 17	H: 3 LOB: 0 BB: 0 P: 25	R: 0 H: 0 E: 0 K: 1 S: 7	H: 0 LOB: 0 BB: 0 P: 10	R: 1 H: 2 E: 0 K: 1 S: 13	H: 2 LOB: 2 BB: 0 P: 22	R: 0 H: 0 E: 0 K: 2 S: 9	H: 0 LOB: 0 BB: 0 P: 14	R: 0 H: 1 E: 0 K: 1 S: 13	H: 1 LOB: 1 BB: 0 P: 22	R: 0 H: 0 E: 0 K: 0 S: 8	H: 0 LOB: 1 BB: 1 P: 16	R: 0 H: 0 E: 0 K: 1 S: 8	H: 0 LOB: 0 BB: 0 P: 15	R: 0 H: 1 E: 0 K: 1 S: 12	H: 1 LOB: 3 BB: 2 P: 24		R: 1 H: 2 E: 0 K: 0 S: 9	H: 2 LOB: 3 BB: 2 P: 20	1B: 7 2B: 1 3B: 0 HR: 1	SF: 1 SAC: 1 DP: 0 HBP: 1	WP: 2 PB: 0 SB: 1 CS: 0	PA: 41				
PITCHER	IP	WLS	BF	H	R	ER	SO	BB	IBB	HBP	BLK	WP	HR	S	P	ERA	WHIP										
24 Tom Gorzelanny, L Damaso Marte, L Shawn Chacon, R	6.0	4	26	6	4	4	7	1	0	1	0	0	0	9	16	0.00	1.000										



Batter	1	2	3	4	5	6	7	8	9	AB	R	H	RBI	BB	SO	LOB	TOP										
13 Nate McLouth, L OBP: 0.306, SLG: 0.355										4	0	0	0	0	1	1	Pittsburgh Pirates @ Atlanta Braves Turner Field, Atlanta, GA Sun Jul 15 2007, 1:05 PM EDT Att: 30,756 - Overcast - 75 F										
12 Freddy Sanchez, R OBP: 0.321, SLG: 0.388										4	1	1	1	0	1	1											
25 Adam LaRoche, L OBP: 0.320, SLG: 0.431										3	0	1	0	0	0	0											
41 Ryan Doumit, S OBP: 0.378, SLG: 0.520										3	0	0	0	0	0	1											
Xavier Nady, R OBP: 0.335, SLG: 0.491										3	0	0	0	0	0	0											
Jason Bay, R OBP: 0.327, SLG: 0.424										3	0	0	0	0	1	0											
Jose Castillo, R OBP: 0.282, SLG: 0.345										3	0	1	0	0	0	0											
2 Jack Wilson, R OBP: 0.313, SLG: 0.357										3	0	0	0	0	1	1											
28 Paul Maholm, L OBP: 0.200, SLG: 0.176										2	0	1	0	0	0	0											
16 Salomon Torres, R OBP: 0.327, SLG: 0.424										0	0	0	0	0	0	0											
34 John Grabow, L OBP: 0.346, SLG: 0.355										0	0	0	0	0	0	0											
Josh Phelps, R OBP: 0.346, SLG: 0.355										1	0	0	0	0	0	0											
Inning Stats	R: 1 E: 0 K: 0 S: 7	H: 2 LOB: 0 BB: 0 P: 14	R: 0 E: 0 K: 1 S: 6	H: 0 LOB: 0 BB: 0 P: 12	R: 0 E: 0 K: 1 S: 9	H: 0 LOB: 0 BB: 0 P: 11	R: 0 E: 0 K: 1 S: 7	H: 0 LOB: 0 BB: 0 P: 10	R: 0 E: 0 K: 1 S: 10	H: 1 LOB: 0 BB: 0 P: 11	R: 0 E: 0 K: 0 S: 3	H: 1 LOB: 0 BB: 0 P: 5	R: 0 E: 0 K: 0 S: 5	H: 0 LOB: 0 BB: 0 P: 11	R: 0 E: 0 K: 0 S: 14	H: 0 LOB: 0 BB: 0 P: 17	R: 0 E: 0 K: 0 S: 4	H: 0 LOB: 0 BB: 0 P: 6	1B: 2 2B: 0 3B: 1 HR: 1	SF: 0 SAC: 0 DP: 2 HBP: 0	WP: 0 SB: 0 CS: 0	PA: 29					
PITCHER	IP	WLS	BF	H	R	ER	SO	BB	IBB	HBP	BLK	WP	HR	S	P	ERA	WHIP										
38 Buddy Carlyle, R ERA: 4.0	8.0	W	26	4	1	1	4	0	0	0	0	0	1	61	91	1.12	0.500										
Bob Wickman, R ERA: 4.5	1.0		3	0	0	0	0	0	0	0	0	0	0	4	6	0.00	0.000										

Batter	1	2	3	4	5	6	7	8	9	AB	R	H	RBI	BB	SO	LOB	BOTTOM										
19 Yunel Escobar, R OBP: 0.336, SLG: 0.402										5	1	2	1	0	0	1	Pittsburgh Pirates @ Atlanta Braves Turner Field, Atlanta, GA Sun Jul 15 2007, 1:05 PM EDT Att: 30,756 - Overcast - 75 F										
11 Edgar Renteria, R OBP: 0.388, SLG: 0.481										5	0	4	1	0	0	0											
10 Chipper Jones, S OBP: 0.424, SLG: 0.596										3	1	0	0	2	1	4											
Andrew Jones, R OBP: 0.315, SLG: 0.423										4	0	0	0	1	1	4											
7 Jeff Francoeur, R OBP: 0.328, SLG: 0.429										4	0	1	1	0	0	0											
23 Matt Diaz, R OBP: 0.375, SLG: 0.466										4	0	1	1	0	0	0											
Bob Wickman, R ERA: 4.5										4	0	2	0	0	0	2											
Jarrod Saltalamacchia, S OBP: 0.397, SLG: 0.461										0	0	0	0	0	0	0											
Chris Woodward, R OBP: 0.248, SLG: 0.317										3	0	1	0	1	0	1											
38 Buddy Carlyle, L OBP: 0.063, SLG: 0.063										2	1	0	0	0	1	2											
Willie Harris, L OBP: 0.411, SLG: 0.431										1	1	0	0	0	0	1											
Inning Stats	R: 1 E: 0 K: 0 S: 8	H: 2 LOB: 0 BB: 0 P: 15	R: 0 E: 0 K: 0 S: 12	H: 0 LOB: 1 BB: 1 P: 20	R: 0 E: 0 K: 1 S: 8	H: 1 LOB: 0 BB: 0 P: 11	R: 0 E: 0 K: 0 S: 10	H: 1 LOB: 1 BB: 0 P: 14	R: 2 E: 1 K: 0 S: 10	H: 2 LOB: 1 BB: 0 P: 20	R: 0 E: 0 K: 1 S: 9	H: 2 LOB: 2 BB: 0 P: 12	R: 1 E: 0 K: 0 S: 9	H: 1 LOB: 2 BB: 2 P: 21	R: 1 E: 0 K: 1 S: 15	H: 3 LOB: 3 BB: 1 P: 24	1B: 11 2B: 1 3B: 0 HR: 0	SF: 0 SAC: 1 DP: 1 HBP: 0	WP: 1 SB: 2 CS: 0	PA: 40							
PITCHER	IP	WLS	BF	H	R	ER	SO	BB	IBB	HBP	BLK	WP	HR	S	P	ERA	WHIP										
28 Paul Maholm, L ERA: 4.68	6.0	L	27	8	3	2	2	1	0	0	0	1	0	57	92	3.00	1.500										
16 Salomon Torres, R ERA: 5.29	1.0		6	1	1	1	0	2	0	0	0	0	0	9	21	9.00	3.000										
34 John Grabow, L ERA: 6.17	1.0		7	3	1	1	1	1	0	0	0	0	0	15	24	9.00	4.000										



Batter	1	2	3	4	5	6	7	8	9	AB	R	H	RBI	BB	SO	LOB	TOP					
6 Ryan Freel, R OBP: 0.295, SLG: 0.345										6	2	1	0	0	2	6	Cincinnati Reds @ Atlanta Braves Turner Field, Atlanta, GA Mon Jul 16 2007, 7:05 PM EDT Att: 24,442 - Cloudy - 82 F					
Scott Hatteberg, L OBP: 0.401, SLG: 0.475										5	3	1	0	1	0	4						
Ken Griffey Jr., L OBP: 0.393, SLG: 0.565										4	1	2	4	2	0	0						
4 Brandon Phillips, R OBP: 0.325, SLG: 0.491										5	0	0	0	1	1	5						
Adam Dunn, L OBP: 0.361, SLG: 0.544										3	1	1	2	2	2	0						
Mike Gosling, L										0	0	0	0	0	0	0						
56 Todd Coffey, R										0	0	0	0	0	0	0						
27 Jeff Keppinger, R OBP: 0.417, SLG: 0.300										1	0	1	1	0	0	0						
25 David Weathers, R										0	0	0	0	0	0	0						
Javier Valentin, S OBP: 0.308, SLG: 0.362										6	0	3	0	0	0	6						
28 Edwin Encarnación, R OBP: 0.347, SLG: 0.379										5	1	2	1	0	2	4						
58 Pedro Lopez, R OBP: 0.083, SLG: 0.083										5	0	0	0	0	1	7						
37 Bobby Livingston, L OBP: 0.625, SLG: 0.625										4	1	4	1	0	0	0						
Kirk Saarloos, R										0	0	0	0	0	0	0						
30 Norris Hopper, R OBP: 0.328, SLG: 0.339										1	1	1	0	0	0	0						
Inning Stats	R: 2 H: 2 E: 0 K: 2 S: 14	L: 2 LOB: 3 BB: 3 P: 31	R: 3 H: 3 E: 0 K: 2 S: 17	L: 3 LOB: 0 BB: 0 P: 24	R: 1 H: 2 E: 0 K: 0 S: 11	L: 2 LOB: 2 BB: 0 P: 20	R: 1 H: 2 E: 0 K: 0 S: 9	L: 2 LOB: 2 BB: 1 P: 16	R: 2 H: 3 E: 1 K: 0 S: 12	L: 3 LOB: 2 BB: 1 P: 26	R: 0 H: 1 E: 0 K: 1 S: 8	L: 1 LOB: 1 BB: 0 P: 12	R: 0 H: 0 E: 0 K: 0 S: 4	L: 0 LOB: 0 BB: 0 P: 7	R: 0 H: 1 E: 0 K: 2 S: 11	L: 1 LOB: 3 BB: 1 P: 17	R: 1 H: 2 E: 1 K: 1 S: 14	L: 2 LOB: 3 BB: 1 P: 21	1B: 15 2B: 0 3B: 0 HR: 1	SF: 0 SAC: 0 DP: 0 HBP: 0	WP: 0 PB: 0 SB: 2 CS: 0	PA: 51
PITCHER	IP: 0.0 WLS: 0 BF: 5 H: 2 R: 2 ER: 2 SO: 0 BB: 3 IBB: 0 HBP: 0 BLK: 0 WP: 0 HR: 0 S: 7 P: 22 ERA: ∞ WHIP: ∞	IP: 1.0 WLS: 0 BF: 7 H: 2 R: 1 ER: 0 SO: 1 BB: 0 IBB: 1 HBP: 0 BLK: 0 WP: 0 HR: 0 S: 14 P: 21 ERA: 0.00 WHIP: 2.000	IP: 3.0 WLS: 15 BF: 5 H: 4 R: 3 ER: 4 SO: 0 BB: 0 IBB: 0 HBP: 0 BLK: 0 WP: 0 HR: 1 S: 35 P: 23 ERA: 9.00 WHIP: 1.667	IP: 4.1 WLS: 6 BF: 2 H: 1 R: 1 ER: 1 SO: 0 BB: 0 IBB: 0 HBP: 0 BLK: 0 WP: 0 HR: 0 S: 9 P: 16 ERA: 9.00 WHIP: 3.000	IP: 5.1 WLS: 11 BF: 4 H: 2 R: 0 ER: 0 SO: 1 BB: 0 IBB: 1 HBP: 0 BLK: 0 WP: 0 HR: 0 S: 20 P: 38 ERA: 0.00 WHIP: 2.000	IP: 7.1 WLS: 7 BF: 1 H: 0 R: 0 ER: 0 SO: 2 BB: 0 IBB: 0 HBP: 0 BLK: 0 WP: 0 HR: 0 S: 15 P: 24 ERA: 0.00 WHIP: 0.500	IP: 1.0 WLS: 0 BF: 7 H: 2 R: 1 ER: 0 SO: 1 BB: 0 IBB: 1 HBP: 0 BLK: 0 WP: 0 HR: 0 S: 14 P: 21 ERA: 0.00 WHIP: 2.000															

AB	45
R	10
H	16
RBI	9
BB	6
SO	8
LOB	32



WP	0
PB	0
SB	2
CS	0

WP	1
PB	0
SB	0
CS	0

AB	37
R	3
H	11
RBI	3
BB	5
SO	7
LOB	31



WP	1
PB	0
SB	0
CS	0

Batter	1	2	3	4	5	6	7	8	9	AB	R	H	RBI	BB	SO	LOB	TOP								
David Eckstein, R (1,6) OBP: 0.351, SLG: 0.380 34 Randy Flores, L (6,1) 55 Skip Schumaker, L (7,7) OBP: 0.360, SLG: 0.420										2	0	1	1	0	0	0	St. Louis Cardinals @ Atlanta Braves Turner Field, Atlanta, GA Thu Jul 19 2007, 7:35 PM EDT Att: 41,171 - Cloudy - 80 F								
7 Adam Kennedy, L (1,4) OBP: 0.292, SLG: 0.296										3	0	0	0	0	1	3									
5 Albert Pujols, R (1,3) OBP: 0.417, SLG: 0.548 47 Ryan Ludwick, R (7,9) OBP: 0.282, SLG: 0.485										2	0	0	0	1	1	2									
16 Chris Duncan, L (1,7) OBP: 0.380, SLG: 0.553										4	0	0	0	0	1	3									
Jim Edmonds, L (1,8) OBP: 0.309, SLG: 0.393 So Taguchi, R (7,8) OBP: 0.350, SLG: 0.379										3	0	1	0	0	1	0									
43 Juan Encarnacion, R (1,9) OBP: 0.319, SLG: 0.469 36 Russ Springer, R (7,1) 61 Troy Cate, L (8,1) 4 Yadier Molina, R (9,PH) OBP: 0.315, SLG: 0.311										3	0	1	0	0	0	1									
Aaron Miles, S (1,5) OBP: 0.324, SLG: 0.316										3	0	0	0	0	0	2									
Gary Bennett, R (1,2) OBP: 0.258, SLG: 0.297										3	1	1	0	0	0	0									
46 Mike Maroth, L (1,1) OBP: 0.250, SLG: 0.333 13 Brendan Ryan, R (6,PH) OBP: 0.365, SLG: 0.438										1	0	0	0	0	0	0									
Inning Stats	R: 0 E: 0 K: 1 S: 7	H: 1 LOB: 1 BB: 0 P: 9	R: 0 E: 0 K: 0 S: 7	H: 1 LOB: 0 BB: 0 P: 13	R: 0 E: 0 K: 0 S: 10	H: 0 LOB: 0 BB: 0 P: 13	R: 0 E: 0 K: 0 S: 5	H: 0 LOB: 0 BB: 0 P: 11	R: 1 E: 0 K: 1 S: 12	H: 2 LOB: 1 BB: 0 P: 18	R: 0 E: 0 K: 1 S: 10	H: 1 LOB: 1 BB: 0 P: 16	R: 0 E: 1 K: 0 S: 7	H: 2 LOB: 1 BB: 0 P: 9	R: 0 E: 0 K: 1 S: 8	H: 0 LOB: 1 BB: 1 P: 15	1B: 7 2B: 0 3B: 0 HR: 0	SF: 1 SAC: 1 DP: 3 HBP: 0	WP: 1 PB: 0 SB: 1 CS: 0	PA: 33					
PITCHER	IP	WLS	BF	H	R	ER	SO	BB	IBB	HBP	BLK	WP	HR	S	P	ERA	WHIP								
15 Tim Hudson, R (1,1) ERA: 3.24	7.0	W	25	5	1	1	3	1	0	0	0	1	0	58	93	1.29	0.857								
58 Peter Moylan, R (8,1) ERA: 2.32	1.0		4	2	0	0	0	0	0	0	0	0	0	7	9	0.00	2.000								
Wilfredo Ledezma, L (9,1) ERA: 4.95	1.0		4	0	0	0	1	1	0	0	0	0	0	8	15	0.00	1.000								

Batter	1	2	3	4	5	6	7	8	9	AB	R	H	RBI	BB	SO	LOB	BOTTOM								
19 Yunel Escobar, R (1,4) OBP: 0.338, SLG: 0.393										5	0	0	0	0	0	0	St. Louis Cardinals @ Atlanta Braves Turner Field, Atlanta, GA Thu Jul 19 2007, 7:35 PM EDT Att: 41,171 - Cloudy - 80 F								
11 Edgar Renteria, R (1,6) OBP: 0.385, SLG: 0.478 2 Kelly Johnson, L (6,4) OBP: 0.394, SLG: 0.479										4	1	1	0	0	0	0									
10 Chipper Jones, S (1,5) OBP: 0.430, SLG: 0.587 Chris Woodward, R (7,5) OBP: 0.252, SLG: 0.314										3	3	2	0	1	1	0									
Andrew Jones, R (1,8) OBP: 0.321, SLG: 0.437 Willie Harris, L (7,8) OBP: 0.395, SLG: 0.411										3	3	2	3	1	0	0									
7 Jeff Francoeur, R (1,9) OBP: 0.330, SLG: 0.426										5	1	2	2	0	0	3									
23 Matt Diaz, R (1,7) OBP: 0.379, SLG: 0.485										4	2	3	3	0	0	0									
Julio Franco, R (1,3) OBP: 0.338, SLG: 0.264										3	0	1	2	1	0	0									
Jarrold Saltalamacchia, S (1,2) OBP: 0.331, SLG: 0.414										4	0	0	0	0	1	4									
15 Tim Hudson, R (1,1) OBP: 0.222, SLG: 0.233 58 Peter Moylan, R (8,1) ERA: 4.89 37 Jo-Jo Reyes, L (8,PH) OBP: 0.390, SLG: 0.500 Wilfredo Ledezma, L (9,1)										3	0	0	0	0	0	0									
Inning Stats	R: 2 E: 0 K: 0 S: 9	H: 1 LOB: 0 BB: 1 P: 16	R: 1 E: 0 K: 0 S: 6	H: 1 LOB: 0 BB: 0 P: 7	R: 2 E: 0 K: 0 S: 16	H: 3 LOB: 2 BB: 2 P: 32	R: 5 E: 0 K: 0 S: 19	H: 6 LOB: 1 BB: 0 P: 30	R: 0 E: 0 K: 1 S: 5	H: 0 LOB: 0 BB: 0 P: 7	R: 0 E: 0 K: 1 S: 9	H: 0 LOB: 0 BB: 0 P: 15	R: 0 E: 0 K: 0 S: 10	H: 1 LOB: 3 BB: 2 P: 21	R: 0 E: 0 K: 0 S: 8	H: 0 LOB: 0 BB: 0 P: 15	1B: 9 2B: 1 3B: 0 HR: 2	SF: 0 SAC: 0 DP: 0 HBP: 0	WP: 0 PB: 0 SB: 0 CS: 0	PA: 41					
PITCHER	IP	WLS	BF	H	R	ER	SO	BB	IBB	HBP	BLK	WP	HR	S	P	ERA	WHIP								
46 Mike Maroth, L (1,1) ERA: 5.82	5.0	L	29	11	10	10	0	3	0	0	0	0	2	59	101	18.00	2.800								
34 Randy Flores, L (6,1)	1.0		3	0	0	0	1	0	0	0	0	0	0	5	7	0.00	0.000								
36 Russ Springer, R (7,1) ERA: 2.94	1.0		3	0	0	0	1	0	0	0	0	0	0	9	15	0.00	0.000								
61 Troy Cate, L (8,1) ERA: 1.15	1.0		6	1	0	0	0	2	0	0	0	0	0	10	21	0.00	3.000								

AB 29
R 1
H 7
RBI 1
BB 2
SO 4
LOB 13



AB 36
R 10
H 12
RBI 10
BB 5
SO 2
LOB 7



Batter	1	2	3	4	5	6	7	8	9	AB	R	H	RBI	BB	SO	LOB	TOP										
David Eckstein, R (1, 6) OBP: 0.352, SLG: 0.378	F7		F8		F8		1B		1B 43 SF7	4	1	1	0	1	0	2											
Jim Edmonds, L (1, 8) OBP: 0.306, SLG: 0.388	P6			F8	K		F8		1B 43 SF7 5 IBB	5	0	1	0	0	1	4											
5 Albert Pujols, R (1, 3) OBP: 0.422, SLG: 0.560	G3								1B 43 E	3	2	2	1	2	0	0											
43 Juan Encarnacion, R (1, 9) OBP: 0.321, SLG: 0.470					HR				1B 16 1B	4	1	2	2	0	1	1											
47 Ryan Ludwick, R (1, 7) OBP: 0.283, SLG: 0.489									1B 4 1B 4 S	3	0	1	0	0	1	2											
16 Chris Duncan, L (8, PH) OBP: 0.362, SLG: 0.555									1B 4 1B 4 S	1	0	1	1	0	0	0											
50 Taguchi, R (8, PR) OBP: 0.348, SLG: 0.377									1B 4 1B 4 S	1	0	0	0	0	0	2											
4 Yadier Molina, R (1, 2) OBP: 0.313, SLG: 0.309									1B 4 1B 4 S	4	0	1	0	0	0	3											
Aaron Miles, S (1, 4) OBP: 0.323, SLG: 0.312									1B 4 1B 4 S	3	0	0	0	1	0	3											
13 Brendan Ryan, R (1, 5) OBP: 0.375, SLG: 0.442									1B 4 1B 4 S	4	0	2	0	0	0	2											
50 Adam Wainwright, R (1, 1) OBP: 0.306, SLG: 0.353									1B 4 1B 4 S	2	0	0	0	0	1	1											
31 Ryan Franklin, R (8, 1)									1B 4 1B 4 S	0	0	0	0	0	0	0											
55 Skip Schumaker, L (8, PH) OBP: 0.359, SLG: 0.415									1B 4 1B 4 S	1	0	0	0	0	0	0											
44 Jason Isringhausen, R (8, 1)									1B 4 1B 4 S	0	0	0	0	0	0	0											
Inning Stats	R: 0 E: 0 K: 0 S: 7	H: 0 LOB: 0 BB: 0 P: 9	R: 0 E: 0 K: 1 S: 12	H: 1 LOB: 1 BB: 0 P: 17	R: 0 E: 0 K: 1 S: 7	H: 0 LOB: 0 BB: 0 P: 8	R: 1 E: 0 K: 1 S: 14	H: 2 LOB: 1 BB: 0 P: 19	R: 0 E: 0 K: 1 S: 12	H: 1 LOB: 2 BB: 1 P: 17	R: 0 E: 0 K: 0 S: 8	H: 0 LOB: 1 BB: 1 P: 14	R: 0 E: 0 K: 0 S: 18	H: 2 LOB: 2 BB: 0 P: 22	R: 2 E: 1 K: 0 S: 15	H: 4 LOB: 2 BB: 0 P: 22	R: 1 E: 0 K: 0 S: 10	H: 1 LOB: 2 BB: 2 P: 21	1B: 8 2B: 3 3B: 0 HR: 1	SF: 1 SAC: 1 DP: 1 HBP: 0	WP: 0 PB: 0 SB: 1 CS: 0	PA: 41					
PITCHER	IP	WLS	BF	H	R	ER	SO	BB	IBB	HBP	BLK	WP	HR	S	P	ERA	WHIP										
36 Chuck James, L (1, 1) ERA: 3.58	7.0		29	6	1	1	4	2	0	0	0	0	1	78	106	1.29	1.143										
39 Rafael Soriano, R (8, 1) ERA: 3.54	1.0	L	6	4	2	2	0	0	0	0	0	0	0	15	22	18.00	4.000										
54 Chad Paronto, R (8, 1) ERA: 3.86	1.0		6	1	1	1	0	1	1	0	0	0	0	10	21	9.00	2.000										

St. Louis Cardinals @ Atlanta Braves
Turner Field, Atlanta, GA
Fri Jul 20 2007, 7:35 PM EDT
Att: 42,712 - Partly Cloudy - 78 F

AB 35
R 4
H 11
RBI 4
BB 4
SO 4
LOB 20



Batter	1	2	3	4	5	6	7	8	9	AB	R	H	RBI	BB	SO	LOB	BOTTOM										
Willie Harris, L (1, 7) OBP: 0.385, SLG: 0.400	K 11 PB 10 1B 11 WP		G3		K		FC5-6 11 CS		F7	5	1	0	0	0	2	2											
11 Edgar Renteria, R (1, 6) OBP: 0.386, SLG: 0.484	G5-3									4	0	2	0	0	1	2											
10 Chipper Jones, S (1, 5) OBP: 0.434, SLG: 0.588										3	0	2	1	1	0	0											
Andrew Jones, R (1, 8) OBP: 0.318, SLG: 0.432										4	0	0	0	0	1	5											
16 Brian McCann, L (1, 2) OBP: 0.323, SLG: 0.463										4	0	1	0	0	1	1											
7 Jeff Francoeur, R (1, 9) OBP: 0.332, SLG: 0.425										3	1	1	0	1	0	1											
2 Kelly Johnson, L (1, 4) OBP: 0.392, SLG: 0.476										4	0	1	0	0	1	2											
Julio Franco, R (1, 3) OBP: 0.319, SLG: 0.246										4	0	0	0	0	0	4											
36 Chuck James, L (1, 1) OBP: 0.229, SLG: 0.212										2	0	0	0	0	1	0											
Scott Thorman, L (7, PH) OBP: 0.256, SLG: 0.384										1	0	1	0	0	0	0											
39 Rafael Soriano, R (8, 1)										0	0	0	0	0	0	0											
54 Chad Paronto, R (8, 1)										0	0	0	0	0	0	0											
23 Matt Diaz, R (8, PH) OBP: 0.377, SLG: 0.483										1	0	0	0	0	0	1											
Inning Stats	R: 1 E: 0 K: 2 S: 12	H: 1 LOB: 1 BB: 0 P: 15	R: 0 E: 0 K: 0 S: 10	H: 0 LOB: 0 BB: 0 P: 17	R: 0 E: 0 K: 0 S: 5	H: 1 LOB: 2 BB: 1 P: 12	R: 0 E: 0 K: 1 S: 10	H: 1 LOB: 1 BB: 0 P: 17	R: 0 E: 0 K: 2 S: 10	H: 2 LOB: 2 BB: 0 P: 13	R: 0 E: 0 K: 1 S: 9	H: 0 LOB: 1 BB: 1 P: 16	R: 0 E: 0 K: 1 S: 6	H: 1 LOB: 0 BB: 0 P: 10	R: 0 E: 0 K: 0 S: 5	H: 0 LOB: 0 BB: 0 P: 8	R: 1 E: 0 K: 0 S: 9	H: 2 LOB: 1 BB: 0 P: 12	1B: 5 2B: 3 3B: 0 HR: 0	SF: 0 SAC: 0 DP: 0 HBP: 0	WP: 3 PB: 1 SB: 0 CS: 1	PA: 37					
PITCHER	IP	WLS	BF	H	R	ER	SO	BB	IBB	HBP	BLK	WP	HR	S	P	ERA	WHIP										
50 Adam Wainwright, R (1, 1) ERA: 1.18	7.0		29	6	1	1	7	2	0	0	0	0	1	8	12	1.29	1.143										
31 Ryan Franklin, R (8, 1) ERA: 1.32	1.0	H	3	0	0	0	0	0	0	0	0	0	0	5	8	0.00	0.000										
44 Jason Isringhausen, R (8, 1) ERA: 1.64	1.0	S	5	2	1	1	0	0	0	0	0	1	0	9	12	9.00	2.000										

St. Louis Cardinals @ Atlanta Braves
Turner Field, Atlanta, GA
Fri Jul 20 2007, 7:35 PM EDT
Att: 42,712 - Partly Cloudy - 78 F

AB 35
R 2
H 8
RBI 1
BB 2
SO 7
LOB 18



Batter	1	2	3	4	5	6	7	8	9	AB	R	H	RBI	BB	SO	LOB	TOP								
Aaron Miles, S OBP: 0.317, SLG: 0.307	F7		SF9		G3		E5 16 G4-1 55 1B		G4-3	4	0	0	2	0	0	2	St. Louis Cardinals @ Atlanta Braves Turner Field, Atlanta, GA Sat Jul 21 2007, 7:05 PM EDT Att: 53,963 - Partly Cloudy - 84 F								
55 Skip Schumaker, L OBP: 0.358, SLG: 0.414	L3		K				1B 16 G4-1		P5	5	0	2	1	0	1	0									
5 Albert Pujols, R OBP: 0.421, SLG: 0.558 36 Russ Springer, R 34 Randy Flores, L	F9				16 HR 1B		G1-6-3 1B		K	3	1	1	0	0	0	1									
16 Chris Duncan, L OBP: 0.387, SLG: 0.573		7 1B 2B			HR		47 WP 1B		G4-1	4	1	3	3	0	0	2									
Jim Edmonds, L OBP: 0.304, SLG: 0.384 47 Ryan Ludwick, R OBP: 0.286, SLG: 0.486	F8		G4-3				F7			2	0	0	0	0	0	1									
7 Adam Kennedy, L OBP: 0.291, SLG: 0.295			F8				G3		F9	4	0	1	0	0	0	2									
Gary Bennett, R OBP: 0.258, SLG: 0.289	L1-3		L3						F7	3	1	0	0	1	0	2									
13 Brendan Ryan, R OBP: 0.383, SLG: 0.464			SF9 2B		F7 1B		E 55 1B 1B		G5-3	4	2	2	0	0	0	0									
Braden Looper, R OBP: 0.226, SLG: 0.214 61 Troy Cate, L Troy Percival, R So Taguchi, R OBP: 0.350, SLG: 0.379	SH1-3 1B		SH1-3 2B		K		55 1B 16 G4-1 1B		L8	0	0	0	0	0	0	0									
Inning Stats	R: 0 E: 0 K: 0 S: 7	H: 0 LOB: 0 BB: 0 P: 12	R: 0 E: 0 K: 0 S: 9	H: 2 LOB: 1 BB: 0 P: 11	R: 1 E: 0 K: 1 S: 11	H: 1 LOB: 0 BB: 0 P: 17	R: 2 E: 0 K: 0 S: 15	H: 2 LOB: 0 BB: 0 P: 24	R: 0 E: 0 K: 1 S: 5	H: 0 LOB: 0 BB: 0 P: 7	R: 0 E: 0 K: 0 S: 14	H: 2 LOB: 2 BB: 1 P: 22	R: 3 E: 1 K: 1 S: 22	H: 3 LOB: 2 BB: 1 P: 33	R: 0 E: 0 K: 0 S: 5	H: 0 LOB: 0 BB: 0 P: 10		R: 0 E: 0 K: 0 S: 15	H: 0 LOB: 0 BB: 0 P: 21	1B: 7 2B: 3 3B: 0 HR: 1	SF: 1 SAC: 1 DP: 2 HBP: 0	WP: 1 PB: 0 SB: 0 CS: 0	PA: 38		
PITCHER	IP	WLS	BF	H	R	ER	SO	BB	IBB	HBP	BLK	WP	HR	S	P	ERA	WHIP								
38 Buddy Carlyle, R ERA: 4.05 Wilfredo Ledezma, L ERA: 5.24 Oscar Villarreal, R ERA: 3.95 Tyler Yates, R ERA: 4.5	6.0	W	24	7	3	3	2	1	0	0	0	1	1	61	93	4.50	1.333								

Batter	1	2	3	4	5	6	7	8	9	AB	R	H	RBI	BB	SO	LOB	BOTTOM								
Willie Harris, L OBP: 0.403, SLG: 0.441	FC4-6 1B		11 1B 3B		11 1B 3B		19 G1-6-3 1B			6	4	6	6	0	0	0	St. Louis Cardinals @ Atlanta Braves Turner Field, Atlanta, GA Sat Jul 21 2007, 7:05 PM EDT Att: 53,963 - Partly Cloudy - 84 F								
11 Edgar Renteria, R OBP: 0.392, SLG: 0.488 19 Yunel Escobar, R OBP: 0.333, SLG: 0.387	FC4-6 BB		10 1B 1B		10 HR 1B		G1-6-3 1B		G5-3	3	1	3	2	1	0	0									
10 Chipper Jones, S OBP: 0.438, SLG: 0.691 Chris Woodward, R OBP: 0.250, SLG: 0.311	FC4-6 1B		BB 1B		HR 1B					4	1	3	4	0	0	2									
Andrew Jones, R OBP: 0.317, SLG: 0.429 23 Matt Diaz, R OBP: 0.376, SLG: 0.481	K		P2		K		L9			3	0	0	0	1	2	4									
16 Brian McCann, L OBP: 0.324, SLG: 0.460		F7	P3		G6-3		HBP			4	0	1	1	0	0	5									
7 Jeff Francoeur, R OBP: 0.333, SLG: 0.426	F8		2 1B 3B		BB		K			4	1	1	0	1	1	3									
2 Kelly Johnson, L OBP: 0.393, SLG: 0.478	K		38 FC1-5-2 3B		38 1B 3B		F7			5	2	2	0	0	2	1									
Scott Thorman, L OBP: 0.259, SLG: 0.386	1B		K		38 1B 3B		K		G6-3	4	2	1	0	1	2	2									
38 Buddy Carlyle, L OBP: 0.150, SLG: 0.150 Wilfredo Ledezma, L Oscar Villarreal, L Julio Franco, R OBP: 0.314, SLG: 0.241 Tyler Yates, R	11 1B 10 1B 1B		FC1-5-2 3B		3B 1B		K		K	4	3	2	1	0	1	2									
Inning Stats	R: 1 E: 0 K: 1 S: 11	H: 2 LOB: 2 BB: 1 P: 17	R: 3 E: 0 K: 1 S: 23	H: 5 LOB: 0 BB: 0 P: 38	R: 3 E: 0 K: 1 S: 22	H: 5 LOB: 3 BB: 1 P: 34	R: 7 E: 0 K: 1 S: 21	H: 5 LOB: 0 BB: 2 P: 33	R: 0 E: 0 K: 3 S: 13	H: 0 LOB: 0 BB: 0 P: 17	R: 0 E: 0 K: 1 S: 6	H: 1 LOB: 0 BB: 0 P: 9	R: 0 E: 0 K: 1 S: 10	H: 0 LOB: 1 BB: 0 P: 13	R: 0 E: 0 K: 1 S: 8	H: 1 LOB: 1 BB: 0 P: 11		1B: 13 2B: 3 3B: 2 HR: 1	SF: 0 SAC: 0 DP: 1 HBP: 1	WP: 0 PB: 0 SB: 1 CS: 0	PA: 47				
PITCHER	IP	WLS	BF	H	R	ER	SO	BB	IBB	HBP	BLK	WP	HR	S	P	ERA	WHIP								
Braden Looper, R ERA: 5.09 61 Troy Cate, L ERA: 3.39 Troy Percival, R ERA: 3.38 36 Russ Springer, R ERA: 2.8 34 Randy Flores, L ERA: 4.67	2.2	L	19	10	7	7	3	1	0	0	0	0	0	44	70	23.62	4.125								

Batter	1	2	3	4	5	6	7	8	9	10	AB	R	H	RBI	BB	SO	LOB	TOP
David Eckstein, R OBP: 0.349, SLG: 0.374			G6-3		F7			F9		K	5	0	1	0	0	1	1	St. Louis Cardinals @ Atlanta Braves Turner Field, Atlanta, GA Sun Jul 22 2007, 8:05 PM EDT Att. 39,181 - Partly Cloudy - 77 F
So Taguchi, R OBP: 0.354, SLG: 0.380 55 Skip Schumaker, L OBP: 0.361, SLG: 0.469	L4							G3-1		HR	2	1	1	0	1	0	1	
5 Albert Pujols, R OBP: 0.425, SLG: 0.571	F9									43 27 HR	3	2	2	1	2	0	1	
43 Juan Encarnacion, R OBP: 0.316, SLG: 0.463	K									27 HR	5	1	1	1	0	2	4	
47 Ryan Ludwick, R OBP: 0.287, SLG: 0.479 16 Chris Duncan, L OBP: 0.384, SLG: 0.569	K		G4-3								2	0	0	0	1	1	0	
27 Scott Rolan, R OBP: 0.339, SLG: 0.382	F9										2	0	0	0	2	2	0	
4 Yadier Molina, R OBP: 0.311, SLG: 0.303											5	1	2	3	0	0	2	
13 Brendan Ryan, R OBP: 0.365, SLG: 0.441 7 Adam Kennedy, L OBP: 0.296, SLG: 0.284 44 Jason Irsinghausen, R OBP: 0.319, SLG: 0.310											4	0	0	0	1	0	1	
48 Brad Thompson, R OBP: 0.158, SLG: 0.158 Jim Edmonds, L OBP: 0.302, SLG: 0.382 31 Ryan Franklin, R OBP: 0.319, SLG: 0.310											2	0	0	0	0	0	0	
Aaron Miles, S OBP: 0.319, SLG: 0.310											1	1	1	0	0	0	0	
Inning Stats	R: 0 E: 0 K: 1 S: 12	H: 1 LOB: 1 BB: 2 P: 19	R: 0 E: 0 K: 1 S: 6	H: 0 LOB: 1 BB: 1 P: 13	R: 0 E: 0 K: 1 S: 10	H: 0 LOB: 2 BB: 2 P: 19	R: 0 E: 0 K: 0 S: 8	H: 0 LOB: 0 BB: 0 P: 15	R: 0 E: 0 K: 0 S: 5	H: 0 LOB: 0 BB: 0 P: 12	R: 0 E: 0 K: 1 S: 14	H: 1 LOB: 1 BB: 0 P: 19	R: 5 E: 0 K: 2 S: 16	H: 4 LOB: 1 BB: 1 P: 24	1B: 5 2B: 1 3B: 0 HR: 3	SF: 0 SAC: 0 DP: 1 HBP: 0	WP: 0 PB: 0 SB: 1 CS: 0	PA: 43
PITCHER	IP 5.1	WLS 23	H 3	R 1	ER 1	SO 3	BB 4	IBB 0	HBP 0	BLK 0	WP 0	HR 0	S 52	P 92	ERA 1.69	WHIP 1.312		
37 Jo-Jo Reyes, L ERA: 6.14																		
58 Peter Moyian, R ERA: 2.25																		
39 Rafael Soriano, R ERA: 3.77																		
Bob Wickman, R ERA: 4.24																		
Tyler Yates, R ERA: 5.31																		
PITCHER	IP 10.1	WLS 3	H 1	R 1	ER 1	SO 1	BB 0	IBB 0	HBP 0	BLK 0	WP 0	HR 1	S 8	P 11	ERA 13.50	WHIP 1.500		
Oscar Villarreal, R ERA: 3.88																		

AB	38
R	7
H	9
RBI	7
BB	5
SO	6
LOB	14



Batter	1	2	3	4	5	6	7	8	9	10	AB	R	H	RBI	BB	SO	LOB	BOTTOM		
Willie Harris, L OBP: 0.398, SLG: 0.432			G3		E4			F8		K	4	0	0	0	1	1	1	St. Louis Cardinals @ Atlanta Braves Turner Field, Atlanta, GA Sun Jul 22 2007, 8:05 PM EDT Att. 39,181 - Partly Cloudy - 77 F		
11 Edgar Renteria, R OBP: 0.392, SLG: 0.487	G5-3										5	1	2	0	0	1	2			
10 Chipper Jones, S OBP: 0.438, SLG: 0.599											4	0	1	1	1	0	2			
Andrew Jones, R OBP: 0.318, SLG: 0.425	K										3	0	0	0	2	3	2			
2 Kelly Johnson, L OBP: 0.391, SLG: 0.485	F8										4	1	1	1	0	0	3			
7 Jeff Francoeur, R OBP: 0.336, SLG: 0.428											3	0	2	0	1	0	0			
Jarrod Saltalamacchia, S OBP: 0.336, SLG: 0.416											4	0	2	0	0	0	4			
Julio Franco, R OBP: 0.297, SLG: 0.226											4	0	0	0	0	2	4			
37 Jo-Jo Reyes, L ERA: 6.14 58 Peter Moyian, R ERA: 2.25 Scott Thorman, L ERA: 3.35 39 Rafael Soriano, R ERA: 3.77 Bob Wickman, R ERA: 4.24 Tyler Yates, R ERA: 5.31 Oscar Villarreal, L ERA: 3.88											2	0	0	0	0	0	1			
48 Brad Thompson, R ERA: 4.93 31 Ryan Franklin, R ERA: 1.27 44 Jason Irsinghausen, R ERA: 1.56											0	0	0	0	0	0	0			
Inning Stats	R: 0 E: 0 K: 1 S: 11	H: 0 LOB: 1 BB: 2 P: 19	R: 0 E: 0 K: 0 S: 12	H: 1 LOB: 1 BB: 0 P: 19	R: 1 E: 0 K: 1 S: 8	H: 2 LOB: 1 BB: 0 P: 13	R: 0 E: 0 K: 0 S: 9	H: 3 LOB: 1 BB: 0 P: 14	R: 0 E: 1 K: 0 S: 6	H: 0 LOB: 0 BB: 0 P: 11	R: 0 E: 0 K: 2 S: 17	H: 1 LOB: 1 BB: 0 P: 23	R: 0 E: 0 K: 2 S: 10	H: 0 LOB: 0 BB: 0 P: 15	R: 0 E: 0 K: 2 S: 8	H: 0 LOB: 0 BB: 0 P: 12	1B: 6 2B: 1 3B: 0 HR: 1	SF: 0 SAC: 0 DP: 1 HBP: 0	WP: 0 PB: 0 SB: 0 CS: 2	PA: 40
PITCHER	IP 6.0	WLS 24	H 6	R 2	ER 2	SO 2	BB 3	IBB 0	HBP 0	BLK 0	WP 0	HR 0	S 53	P 89	ERA 3.00	WHIP 1.500				
48 Brad Thompson, R ERA: 4.93																				
31 Ryan Franklin, R ERA: 1.27																				
44 Jason Irsinghausen, R ERA: 1.56																				
PITCHER	IP 2.0	WLS 10	H 2	R 0	ER 0	SO 2	BB 0	IBB 0	HBP 0	BLK 0	WP 0	HR 0	S 33	P 54	ERA 0.00	WHIP 2.000				
48 Brad Thompson, R ERA: 4.93																				
31 Ryan Franklin, R ERA: 1.27																				
44 Jason Irsinghausen, R ERA: 1.56																				
PITCHER	IP 2.0	WLS 6	H 0	R 0	ER 0	SO 4	BB 0	IBB 0	HBP 0	BLK 0	WP 0	HR 0	S 18	P 27	ERA 0.00	WHIP 0.000				

AB	35
R	2
H	8
RBI	2
BB	5
SO	8
LOB	20



Batter	1	2	3	4	5	6	7	8	9	AB	R	H	RBI	BB	SO	LOB	TOP
Willie Harris, L (1,7) OBP: 0.394, SLG: 0.423	F9	F7		G5-4-3 BB		F8			K	4	0	0	0	1	1	1	Atlanta Braves @ San Francisco Giants AT&T Park, San Francisco, CA Mon Jul 23 2007, 7:15 PM PDT Att: 42,679 - Partly Cloudy - 65 F
11 Edgar Renteria, R (1,6) OBP: 0.392, SLG: 0.484	G5-4-3 10 1B 16 2B BB			G5-4-3		FC6-4			G6-3	4	1	1	0	1	0	3	
10 Chipper Jones, S (1,5) OBP: 0.324, SLG: 0.592		K			G3				G6-3	5	1	1	0	0	2	1	
Andruw Jones, R (1,8) OBP: 0.323, SLG: 0.427				K		G5-3			G6-3	3	1	1	0	1	1	0	
16 Brian McCann, L (1,2) OBP: 0.323, SLG: 0.460				F7		F7			G1-3	4	0	1	3	0	0	1	
7 Jeff Francoeur, R (1,9) OBP: 0.336, SLG: 0.425	G5-3			F9					G3	3	0	0	0	1	0	1	
2 Kelly Johnson, L (1,4) OBP: 0.395, SLG: 0.486						G5-3				3	1	2	0	1	0	2	
Julio Franco, R (1,3) OBP: 0.308, SLG: 0.258	F9			SH3-4					F8	4	0	2	0	0	0	3	
29 John Smoltz, R (1,1) OBP: 0.100, SLG: 0.133										2	0	0	1	0	0	1	
23 Matt Diaz, R (8,PH) OBP: 0.372, SLG: 0.476		G6-3				FC3-6			K2-3	1	0	0	0	0	1	1	
39 Rafael Soriano, R (8,1) OBP: 0.348, SLG: 0.405										0	0	0	0	0	0	0	
Bob Wickman, R (9,1) OBP: 0.324, SLG: 0.328										0	0	0	0	0	0	0	
Inning Stats	R: 3 H: 2 E: 0 K: 0 S: 23	H: 2 R: 0 ER: 0 LOB: 2 BB: 3 P: 43	H: 1 R: 0 ER: 0 LOB: 1 BB: 0 P: 17	H: 0 R: 0 ER: 0 LOB: 0 BB: 0 P: 14	H: 2 R: 1 ER: 0 LOB: 1 BB: 1 P: 14	H: 1 R: 0 ER: 0 LOB: 1 BB: 0 P: 17	H: 0 R: 0 ER: 0 LOB: 0 BB: 0 P: 14	H: 1 R: 0 ER: 0 LOB: 1 BB: 0 P: 17	H: 0 R: 0 ER: 0 LOB: 0 BB: 0 P: 10	H: 0 R: 0 ER: 0 LOB: 0 BB: 0 P: 10	H: 0 R: 0 ER: 0 LOB: 0 BB: 0 P: 10	H: 0 R: 0 ER: 0 LOB: 0 BB: 0 P: 10	H: 0 R: 0 ER: 0 LOB: 0 BB: 0 P: 10	H: 0 R: 0 ER: 0 LOB: 0 BB: 0 P: 10	H: 0 R: 0 ER: 0 LOB: 0 BB: 0 P: 10	H: 0 R: 0 ER: 0 LOB: 0 BB: 0 P: 10	WP: 0 PA: 39 1B: 5 2B: 3 3B: 0 HR: 0 SF: 0 SAC: 1 DP: 1 HBP: 0
PITCHER	IP: 4.1 WLS: L BF: 22 ERA: 4.02	IP: 2.2 WLS: 10 BF: 10 ERA: 6.0	IP: 2.0 WLS: 7 BF: 1 ERA: 3.54	IP: 2.0 WLS: 1 BF: 1 ERA: 3.54	IP: 2.0 WLS: 1 BF: 1 ERA: 3.54	IP: 2.0 WLS: 1 BF: 1 ERA: 3.54	IP: 2.0 WLS: 1 BF: 1 ERA: 3.54	IP: 2.0 WLS: 1 BF: 1 ERA: 3.54	IP: 2.0 WLS: 1 BF: 1 ERA: 3.54	IP: 2.0 WLS: 1 BF: 1 ERA: 3.54	IP: 2.0 WLS: 1 BF: 1 ERA: 3.54	IP: 2.0 WLS: 1 BF: 1 ERA: 3.54	IP: 2.0 WLS: 1 BF: 1 ERA: 3.54	IP: 2.0 WLS: 1 BF: 1 ERA: 3.54	IP: 2.0 WLS: 1 BF: 1 ERA: 3.54	IP: 2.0 WLS: 1 BF: 1 ERA: 3.54	ERA: 8.31 WHIP: 2.308 ERA: 0.00 WHIP: 0.375 ERA: 0.00 WHIP: 0.500

Batter	1	2	3	4	5	6	7	8	9	AB	R	H	RBI	BB	SO	LOB	BOTTOM	
10 Dave Roberts, L (1,8) OBP: 0.322, SLG: 0.349			G4-3							3	1	2	0	1	0	0	Atlanta Braves @ San Francisco Giants AT&T Park, San Francisco, CA Mon Jul 23 2007, 7:15 PM PDT Att: 42,679 - Partly Cloudy - 65 F	
2 Randy Winn, S (1,9) OBP: 0.348, SLG: 0.418		L7							G4-3	4	0	2	0	0	0	2		
Ray Durham, S (1,4) OBP: 0.311, SLG: 0.384										4	0	0	0	0	2	4		
Barry Bonds, L (1,7) OBP: 0.497, SLG: 0.569										3	0	1	0	1	0	0		
Ryan Klesko, L (1,3) OBP: 0.368, SLG: 0.438										4	0	1	0	0	2	3		
1 Bengie Molina, R (1,2) OBP: 0.287, SLG: 0.403										4	0	0	0	0	1	3		
Pedro Feliz, R (1,5) OBP: 0.259, SLG: 0.431										2	0	0	0	0	0	1		
Jack Taschner, L (5,1) ERA: 3.69										0	0	0	0	0	0	0		
Mark Sweeney, L (7,PH) OBP: 0.328, SLG: 0.382										1	1	1	0	0	0	0		
53 Jonathan Sánchez, L (8,1) OBP: 1.000, SLG: 2.000										1	0	0	0	0	0	0		
14 Fred Lewis, L (9,PH) OBP: 0.348, SLG: 0.405										1	0	0	0	0	1	0		
13 Omar Vizquel, S (1,6) OBP: 0.293, SLG: 0.297										4	0	1	0	0	0	0		
18 Matt Cain, R (1,1) OBP: 0.057, SLG: 0.029										1	0	0	0	0	0	0		
19 Kevin Frandsen, R (5,5) OBP: 0.324, SLG: 0.328										2	0	0	0	0	0	1		
Inning Stats	R: 1 H: 1 E: 1 K: 1 S: 12	H: 1 R: 0 ER: 0 LOB: 0 BB: 0 P: 18	H: 0 R: 0 ER: 0 LOB: 0 BB: 0 P: 9	H: 1 R: 0 ER: 0 LOB: 0 BB: 0 P: 9	H: 1 R: 0 ER: 0 LOB: 1 BB: 0 P: 10	H: 1 R: 0 ER: 0 LOB: 2 BB: 1 P: 14	H: 0 R: 0 ER: 0 LOB: 0 BB: 0 P: 15	H: 3 R: 0 ER: 0 LOB: 1 BB: 0 P: 9	H: 1 R: 0 ER: 0 LOB: 0 BB: 0 P: 10	H: 0 R: 0 ER: 0 LOB: 0 BB: 0 P: 10	H: 0 R: 0 ER: 0 LOB: 0 BB: 0 P: 10	H: 0 R: 0 ER: 0 LOB: 0 BB: 0 P: 10	H: 0 R: 0 ER: 0 LOB: 0 BB: 0 P: 10	H: 0 R: 0 ER: 0 LOB: 0 BB: 0 P: 10	H: 0 R: 0 ER: 0 LOB: 0 BB: 0 P: 10	H: 0 R: 0 ER: 0 LOB: 0 BB: 0 P: 10	WP: 1 PA: 35 1B: 7 2B: 1 3B: 0 HR: 0 SF: 0 SAC: 0 DP: 3 HBP: 0	
PITCHER	IP: 7.0 WLS: W BF: 29 ERA: 2.78	IP: 1.0 WLS: H BF: 3 ERA: 3.69	IP: 1.0 WLS: S BF: 3 ERA: 4.11	IP: 1.0 WLS: S BF: 3 ERA: 4.11	IP: 1.0 WLS: S BF: 3 ERA: 4.11	IP: 1.0 WLS: S BF: 3 ERA: 4.11	IP: 1.0 WLS: S BF: 3 ERA: 4.11	IP: 1.0 WLS: S BF: 3 ERA: 4.11	IP: 1.0 WLS: S BF: 3 ERA: 4.11	IP: 1.0 WLS: S BF: 3 ERA: 4.11	IP: 1.0 WLS: S BF: 3 ERA: 4.11	IP: 1.0 WLS: S BF: 3 ERA: 4.11	IP: 1.0 WLS: S BF: 3 ERA: 4.11	IP: 1.0 WLS: S BF: 3 ERA: 4.11	IP: 1.0 WLS: S BF: 3 ERA: 4.11	IP: 1.0 WLS: S BF: 3 ERA: 4.11	IP: 1.0 WLS: S BF: 3 ERA: 4.11	ERA: 1.29 WHIP: 1.286 ERA: 0.00 WHIP: 1.000 ERA: 0.00 WHIP: 0.000



Batter	1	2	3	4	5	6	7	8	9	10	11	12	13	AB	R	H	RBI	BB	SO	LOB	TOP										
Willie Harris, L OBP: 0.390, SLG: 0.415 (1, 7)														6	1	1	0	1	1	4											
11 Edgar Renteria, R OBP: 0.393, SLG: 0.489 (1, 6)														7	1	3	2	0	0	2											
10 Chipper Jones, S OBP: 0.440, SLG: 0.686 (13, 1)														5	2	3	2	2	1	1											
Wilfredo Ledezma, L Tyler Yates, R (13, 1)														0	0	0	0	0	0	0											
Andrew Jones, R OBP: 0.319, SLG: 0.423 (1, 8)														6	0	1	0	1	1	5											
16 Brian McCann, L OBP: 0.320, SLG: 0.455 (1, 2)														6	1	1	0	0	2	4											
7 Jeff Francoeur, R OBP: 0.336, SLG: 0.426 (1, 9)														6	1	2	1	0	1	1											
2 Kelly Johnson, L OBP: 0.394, SLG: 0.482 (1, 4)														5	0	1	2	1	1	1											
Julio Franco, R OBP: 0.310, SLG: 0.268 (1, 3)														5	0	1	0	1	2	3											
Chris Woodward, R OBP: 0.250, SLG: 0.311 (13, 3)														0	0	0	0	0	0	0											
15 Tim Hudson, R Bob Wickman, R (1, 1)														4	0	1	0	0	1	1											
23 Matt Diaz, R Bob Wickman, R (1, 1)														0	0	0	0	0	0	0											
19 Yunel Escobar, R OBP: 0.338, SLG: 0.382 (13, 9)														1	1	1	0	0	0	0											
Inning Stats	R: 0 E: 0 K: 0 S: 7	H: 1 LOB: 1 BB: 1 P: 14	R: 0 E: 0 K: 1 S: 12	H: 1 LOB: 1 BB: 0 P: 17	R: 0 E: 0 K: 1 S: 11	H: 0 LOB: 0 BB: 0 P: 17	R: 3 E: 0 K: 2 S: 21	H: 5 LOB: 2 BB: 0 P: 30	R: 1 E: 0 K: 1 S: 6	H: 1 LOB: 0 BB: 0 P: 8	R: 0 E: 0 K: 0 S: 4	H: 0 LOB: 0 BB: 0 P: 6	R: 0 E: 0 K: 2 S: 10	H: 1 LOB: 3 BB: 2 P: 22	R: 0 E: 0 K: 2 S: 11	H: 1 LOB: 1 BB: 0 P: 18	R: 0 E: 0 K: 0 S: 8	H: 0 LOB: 0 BB: 1 P: 13	R: 0 E: 0 K: 0 S: 6	H: 0 LOB: 0 BB: 1 P: 10	R: 0 E: 0 K: 1 S: 8	H: 1 LOB: 1 BB: 0 P: 13	R: 3 E: 0 K: 0 S: 18	H: 3 LOB: 1 BB: 1 P: 31	1B: 9 2B: 5 3B: 0 HR: 1	SF: 0 SAC: 0 DP: 2 HBP: 0	WP: 1 PB: 0 SB: 1 CS: 0	PA: 58			
PITCHER	IP 6.0	WLS 26	BF 8	H 4	R 4	ER 4	SO 5	BB 1	IBB 0	HBP 0	BLK 0	WP 0	HR 1	R 61	ER 92	SO 6.00	WHIP 1.500														
53 Jonathan Sánchez, L ERA: 4.16 (13, 1)	0.2	L	6	3	3	3	0	1	0	0	0	0	1	0	0	16	29	40.50	6.000												
31 Vinne Chulk, R ERA: 3.43 (13, 1)	0.1	1	0	0	0	0	0	0	0	0	0	0	0	0	2	2	0.00	0.000													
23 Randy Messenger, R ERA: 1.94 (10, 1)	3.0	11	1	0	0	1	2	0	0	0	0	0	0	0	22	36	0.00	1.000													

Atlanta Braves @ San Francisco Giants
AT&T Park, San Francisco, CA
Tue Jul 24 2007, 7:15 PM PDT
Att. 43,072 - Partly Cloudy - 62 F

livebaseballscores.com

AB 52
R 7
H 15
RBI 7
BB 6
SO 10
LOB 22



Batter	1	2	3	4	5	6	7	8	9	10	11	12	13	AB	R	H	RBI	BB	SO	LOB	BOTTOM									
10 Doug Mientkiewicz, L New York Yankees (1, 1)														3	0	0	0	0	2	2										
13 Omar Vizquel, S OBP: 0.294, SLG: 0.295 (1, 6)														5	1	1	0	1	0	1										
2 Randy Winn, S OBP: 0.346, SLG: 0.413 (1, 9)														5	1	0	0	1	0	1										
Barry Bonds, L OBP: 0.494, SLG: 0.561 (1, 7)														5	1	1	0	1	2	2										
Ryan Klesko, L OBP: 0.364, SLG: 0.431 (1, 3)															6	0	1	0	0	4										
35 Rich Aurilia, R OBP: 0.287, SLG: 0.347 (1, 4)															5	1	1	1	1	0	1									
Pedro Feliz, R OBP: 0.292, SLG: 0.433 (1, 5)															5	1	2	3	1	1	0									
39 Guillermo Rodriguez, R OBP: 0.394, SLG: 0.286 (1, 2)														3	0	1	0	0	1	1										
1 Genevieve Molina, R OBP: 0.287, SLG: 0.402 (10, 2)														3	0	1	1	0	0	3										
Matt Morris, R OBP: 0.216, SLG: 0.222 (1, 1)														1	0	1	0	0	0	0										
14 Fred Lewis, L OBP: 0.349, SLG: 0.400 (7, 8)														4	0	1	0	1	1	4										
Inning Stats	R: 0 E: 0 K: 1 S: 8	H: 1 LOB: 0 BB: 0 P: 14	R: 0 E: 0 K: 0 S: 7	H: 0 LOB: 0 BB: 0 P: 11	R: 0 E: 0 K: 0 S: 8	H: 1 LOB: 1 BB: 0 P: 12	R: 0 E: 0 K: 1 S: 7	H: 0 LOB: 0 BB: 0 P: 9	R: 0 E: 0 K: 1 S: 9	H: 1 LOB: 1 BB: 0 P: 11	R: 0 E: 0 K: 0 S: 8	H: 1 LOB: 1 BB: 0 P: 12	R: 4 E: 0 K: 0 S: 23	H: 3 LOB: 2 BB: 3 P: 37	R: 0 E: 0 K: 1 S: 6	H: 0 LOB: 0 BB: 0 P: 9	R: 0 E: 0 K: 1 S: 6	H: 0 LOB: 0 BB: 0 P: 8	R: 0 E: 0 K: 0 S: 6	H: 0 LOB: 0 BB: 1 P: 9	R: 0 E: 0 K: 0 S: 6	H: 1 LOB: 1 BB: 0 P: 7	R: 1 E: 1 K: 1 S: 20	H: 1 LOB: 3 BB: 0 P: 39	1B: 9 2B: 1 3B: 0 HR: 0	SF: 0 SAC: 0 DP: 2 HBP: 0	WP: 1 PB: 0 SB: 0 CS: 0	PA: 54		
PITCHER	IP 8.2	WLS 33	BF 6	H 3	R 3	ER 3	SO 4	BB 3	IBB 0	HBP 0	BLK 0	WP 0	HR 1	R 75	ER 115	SO 3.12	WHIP 1.038													
15 Tim Hudson, R ERA: 3.24 (1, 1)	0.1	B	4	2	1	1	0	1	0	0	0	0	0	0	9	15	27.00	9.000												
Bob Wickman, R ERA: 4.33 (1, 1)	1.0	3	0	0	0	0	0	0	0	0	0	0	0	0	6	9	0.00	0.000												
Oscar Villareal, R ERA: 3.19 (1, 1)	2.0	W	7	1	0	0	1	0	0	0	0	0	0	0	12	15	0.00	0.500												
58 Peter Moylan, R ERA: 2.17 (13, 1)	0.1	H	3	0	1	0	0	1	0	0	0	0	0	0	7	17	0.00	3.000												

Atlanta Braves @ San Francisco Giants
AT&T Park, San Francisco, CA
Tue Jul 24 2007, 7:15 PM PDT
Att. 43,072 - Partly Cloudy - 62 F

livebaseballscores.com

AB 48
R 5
H 10
RBI 5
BB 6
SO 7
LOB 23



Batter	1	2	3	4	5	6	7	8	9	AB	R	H	RBI	BB	SO	LOB	TOP			
19 Yunel Escobar, R (1,4) OBP: 0.343, SLG: 0.391										3	1	1	0	0	0	1	Atlanta Braves @ San Francisco Giants AT&T Park, San Francisco, CA Wed Jul 25 2007, 7:15 PM PDT Att: 42,834 - Overcast - 61 F			
11 Edgar Renteria, R (1,6) OBP: 0.392, SLG: 0.486										4	0	1	0	0	1	2				
10 Chipper Jones, S (1,5) OBP: 0.438, SLG: 0.601										4	0	1	0	0	1	2				
Andruw Jones, R (1,8) OBP: 0.319, SLG: 0.421										4	0	1	1	0	1	1				
7 Jeff Francoeur, R (1,9) OBP: 0.337, SLG: 0.429										4	0	2	0	0	0	2				
23 Matt Diaz, R (1,7) OBP: 0.373, SLG: 0.472											3	0	1	0	1	0		1		
Jarrod Saltalamacchia, S (1,2) OBP: 0.333, SLG: 0.411										4	0	1	0	0	1	3				
Julio Franco, R (1,3) OBP: 0.310, SLG: 0.260										2	0	0	0	1	1	2				
2 Kelly Johnson, L (9,PH) OBP: 0.393, SLG: 0.481										1	0	0	0	0	1	1				
36 Chuck James, L (1,1) OBP: 0.216, SLG: 0.200										2	0	0	0	0	0	1				
Chris Woodward, R (7,PH) OBP: 0.248, SLG: 0.308										1	0	0	0	0	0	2				
54 Chad Paronto, R (7,1)										0	0	0	0	0	0	0				
Inning Stats	R: 1 E: 0 K: 0 S: 12	H: 2 LOB: 1 BB: 0 P: 18	R: 0 E: 0 K: 1 S: 5	H: 0 LOB: 0 BB: 0 P: 8	R: 0 E: 0 K: 0 S: 8	H: 0 LOB: 0 BB: 0 P: 14	R: 0 E: 0 K: 0 S: 10	H: 2 LOB: 2 BB: 0 P: 14	R: 0 E: 0 K: 1 S: 7	H: 1 LOB: 0 BB: 0 P: 11	R: 0 E: 0 K: 0 S: 10	H: 1 LOB: 2 BB: 1 P: 16	R: 0 E: 0 K: 2 S: 9	H: 1 LOB: 1 BB: 0 P: 9	R: 0 E: 0 K: 2 S: 12	H: 1 LOB: 1 BB: 0 P: 18	1B: 7 2B: 1 3B: 0 HR: 0	SF: 0 SAC: 0 DP: 3 HBP: 1	WP: 0 PB: 0 SB: 0 CS: 0	PA: 35
PITCHER	IP WLS BF H R ER SO BB IBB HBP BLK WP HR S P ERA WHIP																			
51 Noah Lowry, L (1,1) ERA: 3.4	8.0 W 31 7 1 1 4 2 0 1 0 0 0 69 104 1.12 1.125																			
41 Brad Hennessey, R (9,1) ERA: 3.21	1.0 S 4 1 0 0 2 0 0 0 0 0 0 0 12 18 0.00 1.000																			

AB	32
R	1
H	8
RBI	1
BB	2
SO	6
LOB	18



Batter	1	2	3	4	5	6	7	8	9	AB	R	H	RBI	BB	SO	LOB	BOTTOM			
10 Dave Roberts, L (1,8) OBP: 0.317, SLG: 0.343										4	0	1	0	0	1	0	Atlanta Braves @ San Francisco Giants AT&T Park, San Francisco, CA Wed Jul 25 2007, 7:15 PM PDT Att: 42,834 - Overcast - 61 F			
2 Randy Winn, S (1,9) OBP: 0.347, SLG: 0.416										4	1	2	0	0	0	1				
Ray Durham, S (1,4) OBP: 0.307, SLG: 0.378										4	0	0	0	0	1	3				
Pedro Feliz, R (1,5) OBP: 0.295, SLG: 0.437										4	0	2	1	0	0	1				
35 Rich Aurilia, R (1,3) OBP: 0.290, SLG: 0.362										4	1	2	1	0	0	3				
39 Guillermo Rodriguez, R (1,2) OBP: 0.378, SLG: 0.500										3	0	1	0	1	2	0				
19 Kevin Frandsen, R (1,6) OBP: 0.314, SLG: 0.317										3	0	0	0	0	0	1				
13 Omar Vizquel, S (8,6) OBP: 0.293, SLG: 0.294										1	0	0	0	0	0	2				
14 Fred Lewis, L (1,7) OBP: 0.356, SLG: 0.402										2	0	1	0	1	0	0				
51 Noah Lowry, R (1,1) OBP: 0.067, SLG: 0.068										3	0	0	0	0	1	2				
41 Brad Hennessey, R (9,1) ERA: 3.66										0	0	0	0	0	0	0				
Inning Stats	R: 0 E: 0 K: 2 S: 17	H: 2 LOB: 2 BB: 0 P: 25	R: 0 E: 0 K: 2 S: 11	H: 1 LOB: 0 BB: 0 P: 17	R: 1 E: 0 K: 0 S: 9	H: 2 LOB: 1 BB: 0 P: 12	R: 0 E: 0 K: 0 S: 9	H: 0 LOB: 1 BB: 2 P: 19	R: 0 E: 0 K: 1 S: 11	H: 1 LOB: 0 BB: 0 P: 16	R: 0 E: 0 K: 0 S: 4	H: 0 LOB: 0 BB: 0 P: 8	R: 0 E: 0 K: 0 S: 15	H: 2 LOB: 2 BB: 0 P: 22	R: 0 E: 0 K: 2 S: 15	H: 1 LOB: 0 BB: 0 P: 22	1B: 6 2B: 2 3B: 0 HR: 1	SF: 0 SAC: 0 DP: 1 HBP: 0	WP: 1 PB: 0 SB: 1 CS: 0	PA: 34
PITCHER	IP WLS BF H R ER SO BB IBB HBP BLK WP HR S P ERA WHIP																			
36 Chuck James, L (1,1) ERA: 3.55	6.0 L 26 7 2 2 2 2 0 0 0 0 0 67 105 3.00 1.500																			
54 Chad Paronto, R (7,1) ERA: 3.66	2.0 8 2 0 0 0 0 0 0 0 0 0 0 19 30 0.00 1.000																			

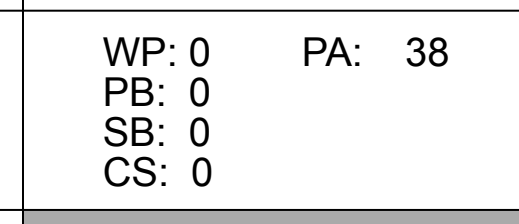
AB	32
R	2
H	9
RBI	2
BB	2
SO	5
LOB	13



Batter	1	2	3	4	5	6	7	8	9	10	AB	R	H	RBI	BB	SO	LOB	TOP									
19 Yunel Escobar, R OBP: 0.354, SLG: 0.390	L8		1B	FC4-6			G1-3			G6-3	5	0	1	0	0	0	2										
11 Edgar Renteria, R OBP: 0.367, SLG: 0.478	K		F8							K	5	0	1	0	0	3	1										
10 Chipper Jones, S OBP: 0.431, SLG: 0.587	G6-3										3	1	1	0	1	0	1										
Andrew Jones, R OBP: 0.316, SLG: 0.420	G6-3										4	0	1	0	0	1	1										
7 Jeff Francoeur, R OBP: 0.336, SLG: 0.433	F8										3	1	1	0	1	1	2										
23 Matt Diaz, R OBP: 0.368, SLG: 0.468	F8										4	1	1	2	0	2	1										
16 Brian McCann, L OBP: 0.317, SLG: 0.452	K										4	0	0	0	0	1	2										
Julio Franco, R OBP: 0.316, SLG: 0.275	G3										3	0	0	0	1	2	0										
29 John Smoltz, R OBP: 0.421, SLG: 0.562	G1										3	0	1	1	0	0	0										
58 Peter Moylan, R ERA: 2.84											0	0	0	0	0	0	0										
Oscar Villarreal, L ERA: 3.7											0	0	0	0	0	0	0										
2 Kelly Johnson, L ERA: 3.06											1	0	0	0	0	0	1										
Tyler Yates, R ERA: 5.28											0	0	0	0	0	0	0										
54 Chad Paronto, R ERA: 3.57											0	0	0	0	0	0	0										
Inning Stats	R: 0 E: 0 K: 1 S: 6	H: 0 LOB: 0 BB: 0 P: 10	R: 0 E: 0 K: 1 S: 9	H: 1 LOB: 1 BB: 0 P: 19	R: 0 E: 0 K: 0 S: 10	H: 1 LOB: 1 BB: 0 P: 17	R: 3 E: 0 K: 1 S: 19	H: 2 LOB: 2 BB: 3 P: 38	R: 0 E: 0 K: 0 S: 6	H: 1 LOB: 0 BB: 0 P: 12	R: 0 E: 0 K: 2 S: 9	H: 0 LOB: 0 BB: 0 P: 12	R: 0 E: 0 K: 1 S: 8	H: 0 LOB: 0 BB: 0 P: 14	R: 0 E: 0 K: 1 S: 8	H: 2 LOB: 1 BB: 0 P: 10	R: 0 E: 0 K: 2 S: 10	H: 0 LOB: 0 BB: 0 P: 15	R: 0 E: 0 K: 2 S: 8	H: 0 LOB: 0 BB: 0 P: 13	1B: 5 2B: 2 3B: 0 HR: 0	SF: 0 SAC: 0 DP: 2 HBP: 0	WP: 0 PB: 0 SB: 0 CS: 0	PA: 38			
PITCHER	IP	WLS	BF	H	R	ER	SO	BB	IBB	HBP	BLK	WP	HR	S	P	ERA	WHIP										
49 Doug Davis, L ERA: 4.11	7.0		28	5	3	3	6	2	0	0	0	0	0	67	122	3.86	1.000										
56 Ramon Pena, R ERA: 1.85	2.0		7	2	0	0	3	0	0	0	0	0	0	18	25	0.00	1.000										
37 Juan Cruz, R ERA: 2.85	1.0	W	3	0	0	0	2	0	0	0	0	0	0	8	13	0.00	0.000										
Batter	1	2	3	4	5	6	7	8	9	10	AB	R	H	RBI	BB	SO	LOB	BOTTOM									
24 Chris Young, R OBP: 0.295, SLG: 0.453	HR		1B								4	3	2	1	1	0	1										
1 Orlando Hudson, S OBP: 0.370, SLG: 0.441	G4-3		1B								4	1	1	0	0	1	0										
22 Eric Byrnes, R OBP: 0.370, SLG: 0.501	K										3	0	0	1	1	1	0										
34 Conor Jackson, R OBP: 0.372, SLG: 0.430	1B										5	0	3	2	0	0	0										
6 Stephen Drew, L OBP: 0.301, SLG: 0.373	G1-3										4	0	0	0	0	0	2										
27 Mark Reynolds, R OBP: 0.314, SLG: 0.477	K										3	0	0	0	1	2	0										
19 Chris Snyder, R OBP: 0.330, SLG: 0.408	G5-3										3	0	1	0	0	1	0										
Tony Clark, S OBP: 0.287, SLG: 0.489											1	0	0	0	0	0	1										
37 Juan Cruz, R ERA: 2.85											0	0	0	0	0	0	0										
7 Carlos Quentin, R OBP: 0.298, SLG: 0.341	P2										4	0	1	0	0	1	1										
49 Doug Davis, R OBP: 0.108, SLG: 0.083											2	0	0	0	0	0	1										
18 Chad Tracy, L OBP: 0.347, SLG: 0.452											1	0	1	0	0	0	0										
56 Ramon Pena, R OBP: 0.333, SLG: 0.333											0	0	0	0	0	0	0										
26 Miguel Montero, L OBP: 0.307, SLG: 0.383											1	0	0	0	0	0	2										
Inning Stats	R: 1 E: 0 K: 1 S: 11	H: 2 LOB: 1 BB: 0 P: 17	R: 0 E: 0 K: 1 S: 8	H: 0 LOB: 0 BB: 0 P: 12	R: 2 E: 0 K: 0 S: 9	H: 3 LOB: 1 BB: 0 P: 10	R: 0 E: 0 K: 2 S: 12	H: 1 LOB: 1 BB: 0 P: 19	R: 0 E: 0 K: 1 S: 9	H: 0 LOB: 0 BB: 0 P: 17	R: 0 E: 0 K: 1 S: 8	H: 0 LOB: 0 BB: 0 P: 11	R: 0 E: 0 K: 1 S: 9	H: 1 LOB: 1 BB: 0 P: 15	R: 0 E: 0 K: 0 S: 10	H: 0 LOB: 0 BB: 0 P: 15	R: 0 E: 0 K: 1 S: 10	H: 1 LOB: 2 BB: 0 P: 19	R: 1 E: 0 K: 0 S: 2	H: 1 LOB: 2 BB: 2 P: 11	1B: 5 2B: 3 3B: 0 HR: 1	SF: 1 SAC: 1 DP: 0 HBP: 0	WP: 0 PB: 0 SB: 0 CS: 0	PA: 40			
PITCHER	IP	WLS	BF	H	R	ER	SO	BB	IBB	HBP	BLK	WP	HR	S	P	ERA	WHIP										
29 John Smoltz, R ERA: 2.84	7.0		28	7	3	3	6	2	0	0	0	0	0	66	101	3.86	1.000										
58 Peter Moylan, R ERA: 2.84	1.0		3	0	0	0	0	0	0	0	0	0	0	10	15	0.00	0.000										
Oscar Villarreal, R ERA: 3.7	1.0		5	1	0	0	1	1	0	0	0	0	0	19	20	0.00	2.000										
Tyler Yates, R ERA: 5.28	0.1	L	3	0	1	1	0	1	1	0	0	0	0	1	10	27.00	3.000										
54 Chad Paronto, R ERA: 3.57	0.0		1	1	0	0	0	0	0	0	0	0	0	1	1												

Atlanta Braves @ Arizona Diamondbacks
Chase Field, Phoenix, AZ
Sat Jul 28 2007, 12:55 PM MST
Att: 33,686 - Roof Closed - 79 F

AB	35
R	3
H	7
RBI	3
BB	3
SO	11
LOB	10



Atlanta Braves @ Arizona Diamondbacks
Chase Field, Phoenix, AZ
Sat Jul 28 2007, 12:55 PM MST
Att: 33,686 - Roof Closed - 79 F

AB	35
R	4
H	9
RBI	4
BB	3
SO	7
LOB	8



Batter	1	2	3	4	5	6	7	8	9	AB	R	H	RBI	BB	SO	LOB	TOP			
3 Willy Taveras, R OBP: 0.368, SLG: 0.384										5	1	2	0	0	1	1	Colorado Rockies @ Atlanta Braves Turner Field, Atlanta, GA Fri Aug 03 2007, 7:35 PM EDT Att: 37,481 - Clear - 89 F			
Kazu Matsui, S OBP: 0.327, SLG: 0.417										5	3	3	0	0	1	2				
5 Matt Holliday, R OBP: 0.350, SLG: 1.585 18 Cory Sullivan, L OBP: 0.372, SLG: 0.325										5	1	2	2	0	2	3				
17 Todd Helton, L OBP: 0.419, SLG: 0.447										3	1	0	0	2	2	2				
27 Garrett Atkins, R OBP: 0.337, SLG: 0.459										5	2	3	3	0	0	3				
11 Brad Hawpe, L OBP: 0.322, SLG: 0.522										2	0	0	0	3	0	1				
2 Troy Tulowitzki, R OBP: 0.390, SLG: 0.420 34 Matt Herges, L										4	0	2	2	1	0	4				
8 Yorvit Torrealba, R OBP: 0.345, SLG: 0.398									5	1	1	0	0	1	6					
26 Jeff Francis, L OBP: 0.195, SLG: 0.205 Jeremy Affeldt, L										3	0	0	0	0	1	2				
10 Jeff Baker, R OBP: 0.290, SLG: 0.321 61 Ramon E Ramirez, R										0	0	0	0	0	0	0				
Jamey Carroll, R OBP: 0.321, SLG: 0.293										0	0	0	0	0	0	0				
Inning Stats	R: 2 E: 0 K: 1 S: 18	H: 2 LOB: 2 BB: 1 P: 32	R: 2 E: 0 K: 1 S: 14	H: 3 LOB: 1 BB: 0 P: 19	R: 0 E: 0 K: 0 S: 6	H: 1 LOB: 1 BB: 1 P: 11	R: 0 E: 0 K: 1 S: 7	H: 0 LOB: 0 BB: 0 P: 9	R: 0 E: 0 K: 0 S: 5	H: 1 LOB: 1 BB: 1 P: 9	R: 3 E: 1 K: 2 S: 11	H: 2 LOB: 0 BB: 1 P: 19	R: 0 E: 0 K: 2 S: 15	H: 1 LOB: 2 BB: 1 P: 28	R: 2 E: 0 K: 1 S: 19	H: 3 LOB: 1 BB: 1 P: 27	1B: 8 2B: 4 3B: 0 HR: 1	SF: 0 SAC: 0 DP: 3 HBP: 0	WP: 0 PA: 44 PB: 0 SB: 1 CS: 0	
PITCHER	IP: 6.2 WLS: L BF: 32 ERA: 3.04	IP: 0.1 WLS: 1 BF: 1 ERA: 5.01	IP: 1.0 WLS: 0 BF: 3 ERA: 2.25	IP: 1.0 WLS: 6 BF: 3 ERA: 15.58	IP: 0.0 WLS: 0 BF: 0 ERA: 0.00	IP: 0.0 WLS: 0 BF: 0 ERA: 0.00	IP: 0.0 WLS: 0 BF: 0 ERA: 0.00	IP: 0.0 WLS: 0 BF: 0 ERA: 0.00	IP: 0.0 WLS: 0 BF: 0 ERA: 0.00	IP: 0.0 WLS: 0 BF: 0 ERA: 0.00	IP: 0.0 WLS: 0 BF: 0 ERA: 0.00	IP: 0.0 WLS: 0 BF: 0 ERA: 0.00	IP: 0.0 WLS: 0 BF: 0 ERA: 0.00	IP: 0.0 WLS: 0 BF: 0 ERA: 0.00	IP: 0.0 WLS: 0 BF: 0 ERA: 0.00	IP: 0.0 WLS: 0 BF: 0 ERA: 0.00	IP: 0.0 WLS: 0 BF: 0 ERA: 0.00	IP: 0.0 WLS: 0 BF: 0 ERA: 0.00	IP: 0.0 WLS: 0 BF: 0 ERA: 0.00	IP: 0.0 WLS: 0 BF: 0 ERA: 0.00

Batter	1	2	3	4	5	6	7	8	9	AB	R	H	RBI	BB	SO	LOB	BOTTOM			
19 Yunel Escobar, R OBP: 0.366, SLG: 0.413										4	0	1	0	0	2	1	Colorado Rockies @ Atlanta Braves Turner Field, Atlanta, GA Fri Aug 03 2007, 7:35 PM EDT Att: 37,481 - Clear - 89 F			
2 Kelly Johnson, L OBP: 0.395, SLG: 0.497										3	0	2	0	1	0	1				
10 Chipper Jones, S OBP: 0.330, SLG: 0.577 Lance Cormier, R										4	1	1	0	0	1	4				
Mark Teixeira, S OBP: 0.398, SLG: 0.548										4	1	2	1	0	2	3				
Andrew Jones, R OBP: 0.316, SLG: 0.426										4	0	0	0	0	2	3				
7 Jeff Francoeur, R OBP: 0.347, SLG: 0.450										4	0	0	0	0	1	0				
23 Matt Diaz, R OBP: 0.365, SLG: 0.476										4	0	1	0	0	1	0				
16 Brian McCann, L OBP: 0.317, SLG: 0.455 Corky Miller, R OBP: 0.500, SLG: 0.500										3	0	1	0	0	1	0				
29 John Smoltz, R OBP: 0.114, SLG: 0.143 Tyler Yates, R										2	0	0	0	0	1	1				
50 Joey Devine, R OBP: 0.248, SLG: 0.306										0	0	0	0	0	0	0				
Chris Woodward, R OBP: 0.248, SLG: 0.306										1	0	0	0	0	0	0				
Inning Stats	R: 0 E: 0 K: 2 S: 10	H: 1 LOB: 1 BB: 0 P: 19	R: 0 E: 0 K: 2 S: 9	H: 0 LOB: 0 BB: 0 P: 15	R: 0 E: 0 K: 1 S: 15	H: 1 LOB: 1 BB: 0 P: 20	R: 1 E: 0 K: 0 S: 9	H: 2 LOB: 0 BB: 0 P: 14	R: 0 E: 0 K: 2 S: 14	H: 2 LOB: 2 BB: 0 P: 20	R: 0 E: 0 K: 1 S: 8	H: 0 LOB: 0 BB: 0 P: 12	R: 0 E: 0 K: 1 S: 13	H: 0 LOB: 1 BB: 1 P: 20	R: 1 E: 0 K: 1 S: 12	H: 2 LOB: 1 BB: 0 P: 15	1B: 6 2B: 1 3B: 0 HR: 1	SF: 0 SAC: 0 DP: 1 HBP: 0	WP: 0 PA: 35 PB: 0 SB: 0 CS: 0	
PITCHER	IP: 6.0 WLS: W BF: 23 ERA: 4.01	IP: 1.0 WLS: 3 BF: 0 ERA: 2.72	IP: 1.0 WLS: 4 BF: 0 ERA: 9.0	IP: 1.0 WLS: 5 BF: 2 ERA: 4.85	IP: 0.0 WLS: 0 BF: 0 ERA: 0.00	IP: 0.0 WLS: 0 BF: 0 ERA: 0.00	IP: 0.0 WLS: 0 BF: 0 ERA: 0.00	IP: 0.0 WLS: 0 BF: 0 ERA: 0.00	IP: 0.0 WLS: 0 BF: 0 ERA: 0.00	IP: 0.0 WLS: 0 BF: 0 ERA: 0.00	IP: 0.0 WLS: 0 BF: 0 ERA: 0.00	IP: 0.0 WLS: 0 BF: 0 ERA: 0.00	IP: 0.0 WLS: 0 BF: 0 ERA: 0.00	IP: 0.0 WLS: 0 BF: 0 ERA: 0.00	IP: 0.0 WLS: 0 BF: 0 ERA: 0.00	IP: 0.0 WLS: 0 BF: 0 ERA: 0.00	IP: 0.0 WLS: 0 BF: 0 ERA: 0.00	IP: 0.0 WLS: 0 BF: 0 ERA: 0.00	IP: 0.0 WLS: 0 BF: 0 ERA: 0.00	IP: 0.0 WLS: 0 BF: 0 ERA: 0.00

AB	38
R	9
H	13
RBI	7
BB	6
SO	8
LOB	25



AB	34
R	2
H	8
RBI	1
BB	1
SO	11
LOB	14



Batter	1	2	3	4	5	6	7	8	9	AB	R	H	RBI	BB	SO	LOB	TOP										
19 Yunel Escobar, R OBP: 0.374, SLG: 0.420	G6-3	0-0		3-1		3-2		3-3		5	0	2	1	0	1	2	<p>Atlanta Braves @ New York Mets Shea Stadium, Flushing, NY Tue Aug 07 2007, 7:10 PM EDT Att: 52,177 - Cloudy - 82 F</p>										
23 Matt Diaz, R OBP: 0.373, SLG: 0.496		0-0		1-3		0-1		1-2		5	1	1	1	0	2	5											
39 Rafael Soriano, R OBP: 0.354, SLG: 0.465										0	0	0	0	0	0	0											
58 Peter Moylan, R OBP: 0.354, SLG: 0.465	HR									0	0	0	0	0	0	0											
10 Chipper Jones, S OBP: 0.431, SLG: 0.591	K			0-0						5	2	3	0	0	2	1											
Mark Teixeira, S OBP: 0.392, SLG: 0.535	F9			1-2		2-2				3	0	0	1	0	0	1											
Andrew Jones, R OBP: 0.317, SLG: 0.424				1-2		1-2				4	1	1	0	1	1	0											
7 Jeff Francoeur, R OBP: 0.354, SLG: 0.465				1-1		0-0				5	2	4	3	0	0	3											
16 Brian McCann, L OBP: 0.317, SLG: 0.452				1-1		2-2				5	1	1	1	0	0	5											
2 Kelly Johnson, L OBP: 0.393, SLG: 0.491				2-2		0-0				5	0	0	0	0	2	4											
38 Buddy Carlyle, L OBP: 0.148, SLG: 0.148				1-3						2	0	1	0	0	1	0											
1 Martin Prado, R OBP: 0.359, SLG: 0.521										1	0	1	0	0	0	0											
Willie Harris, L OBP: 0.397, SLG: 0.447										1	0	1	0	0	0	0											
Inning Stats	R: 1 E: 0 K: 1 S: 13	H: 1 LOB: 0 BB: 0 P: 17	R: 2 E: 0 K: 1 S: 25	H: 4 LOB: 2 BB: 0 P: 36	R: 3 E: 0 K: 0 S: 12	H: 3 LOB: 0 BB: 0 P: 18	R: 0 E: 0 K: 3 S: 14	H: 1 LOB: 1 BB: 0 P: 19	R: 0 E: 0 K: 0 S: 8	H: 1 LOB: 1 BB: 0 P: 14	R: 1 E: 0 K: 1 S: 11	H: 2 LOB: 1 BB: 0 P: 19	R: 0 E: 0 K: 2 S: 10	H: 1 LOB: 3 BB: 1 P: 20	R: 0 E: 0 K: 1 S: 10	H: 1 LOB: 3 BB: 1 P: 20	1B: 6 2B: 6 3B: 1 HR: 2	SF: 1 SAC: 0 DP: 0 HBP: 1	WP: 0 PB: 0 SB: 0 CS: 0	PA: 44							
PITCHER	IP	WLS	BF	H	R	ER	SO	BB	IBB	HBP	BLK	WP	HR	S	P	ERA	WHIP										
Oliver Pérez, L ERA: 3.31	5.0	L	25	10	6	6	5	0	0	0	0	0	2	78	109	10.80	2.000										
Aaron Sele, R ERA: 4.12	1.2		8	3	1	1	1	0	0	0	0	0	0	18	32	5.40	1.800										
Scott Schoeneweis, L ERA: 5.31	0.1		1	0	0	0	0	0	0	0	0	0	0	1	1	0.00	0.000										
59 Guillermo Mota, R ERA: 4.91	1.1		8	2	0	0	2	1	0	1	0	0	0	16	29	0.00	2.250										
25 Pedro Feliciano, L ERA: 2.83	0.2		2	0	0	0	1	0	0	0	0	0	0	4	7	0.00	0.000										

Batter	1	2	3	4	5	6	7	8	9	AB	R	H	RBI	BB	SO	LOB	BOTTOM										
7 José Reyes, S OBP: 0.374, SLG: 0.454	P5									4	0	1	1	0	0	0	<p>Atlanta Braves @ New York Mets Shea Stadium, Flushing, NY Tue Aug 07 2007, 7:10 PM EDT Att: 52,177 - Cloudy - 82 F</p>										
1 Luis Castillo, S OBP: 0.353, SLG: 0.354										4	0	1	0	0	0	1											
5 David Wright, R OBP: 0.392, SLG: 0.505										3	1	0	0	1	0	2											
21 Carlos Delgado, L OBP: 0.333, SLG: 0.440										3	0	1	0	1	1	1											
18 Moises Alou, R OBP: 0.372, SLG: 0.455										4	0	0	0	0	0	2											
Shawn Green, L OBP: 0.316, SLG: 0.416										4	0	1	0	0	0	0											
16 Paul Lo Duca, R OBP: 0.308, SLG: 0.356										3	0	0	0	0	0	1											
Lastings Milledge, R OBP: 0.348, SLG: 0.494										3	1	1	0	0	2	0											
Oliver Pérez, L ERA: 3.26, SLG: 0.295										1	0	0	0	0	0	0											
17 David Newhall, L ERA: 2.66										1	1	1	0	0	0	0											
Aaron Sele, R ERA: 4.12										0	0	0	0	0	0	0											
Scott Schoeneweis, L ERA: 5.31										0	0	0	0	0	0	0											
Ruben Gotay, S OBP: 0.370, SLG: 0.498										1	0	0	0	0	0	0											
59 Guillermo Mota, R ERA: 4.91										0	0	0	0	0	0	0											
25 Pedro Feliciano, L ERA: 2.83										0	0	0	0	0	0	0											
Inning Stats	R: 0 E: 0 K: 0 S: 10	H: 1 LOB: 1 BB: 0 P: 14	R: 0 E: 0 K: 0 S: 8	H: 0 LOB: 0 BB: 0 P: 11	R: 0 E: 0 K: 1 S: 11	H: 1 LOB: 1 BB: 0 P: 17	R: 1 E: 0 K: 0 S: 13	H: 2 LOB: 1 BB: 1 P: 23	R: 2 E: 0 K: 0 S: 9	H: 2 LOB: 0 BB: 0 P: 14	R: 0 E: 0 K: 0 S: 9	H: 0 LOB: 0 BB: 1 P: 14	R: 0 E: 0 K: 1 S: 7	H: 0 LOB: 0 BB: 0 P: 7	R: 0 E: 1 K: 0 S: 10	H: 0 LOB: 0 BB: 0 P: 14	R: 0 E: 0 K: 1 S: 7	H: 0 LOB: 0 BB: 0 P: 9	1B: 4 2B: 1 3B: 1 HR: 0	SF: 0 SAC: 0 DP: 3 HBP: 0	WP: 0 PB: 0 SB: 0 CS: 0	PA: 33					
PITCHER	IP	WLS	BF	H	R	ER	SO	BB	IBB	HBP	BLK	WP	HR	S	P	ERA	WHIP										
38 Buddy Carlyle, R ERA: 4.28	5.0		21	6	3	3	1	1	0	0	0	0	0	9	14	0.00	1.000										
Ron Mahay, L ERA: 2.66	1.0	H	3	0	0	0	0	0	0	0	0	0	0	7	7	0.00	0.000										
26 Octavio Dotel, R ERA: 4.61	1.0		3	0	0	0	1	0	0	0	0	0	0	10	14	0.00	0.000										
39 Rafael Soriano, R ERA: 3.73	1.0		3	0	0	0	0	0	0	0	0	0	0	7	9	0.00	0.000										
58 Peter Moylan, R ERA: 1.91	1.0		3	0	0	0	1	0	0	0	0	0	0	7	9	0.00	0.000										

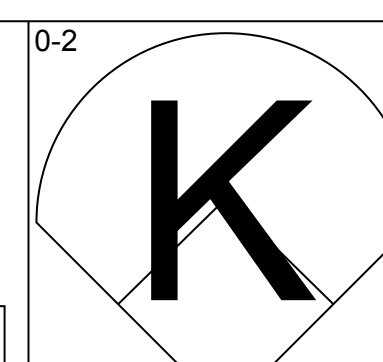
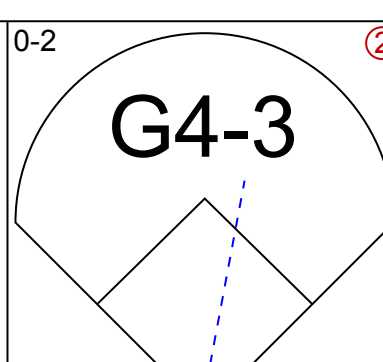
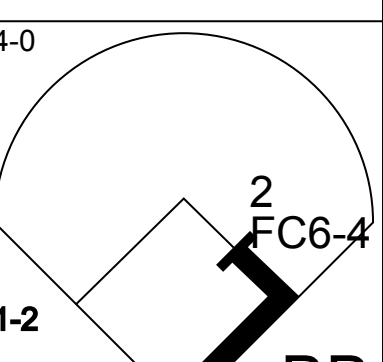
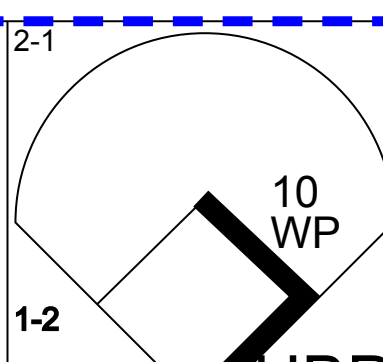
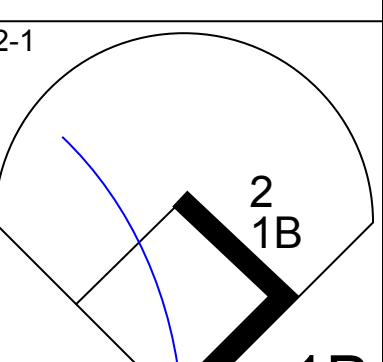
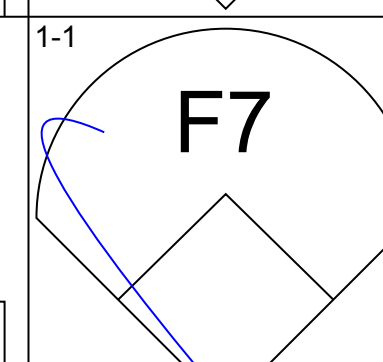
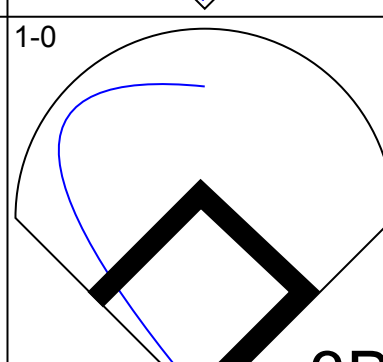
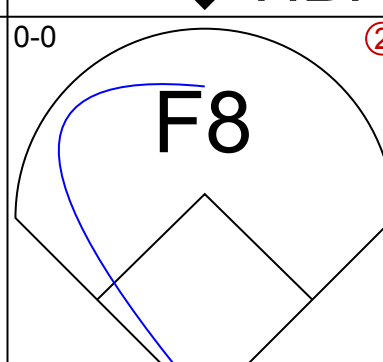
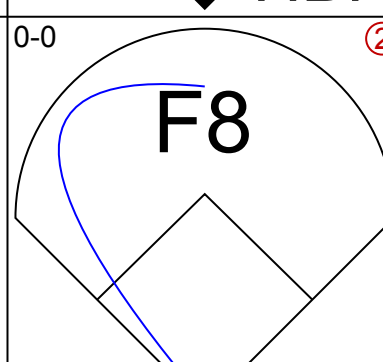
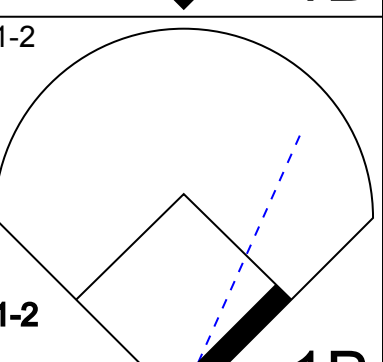
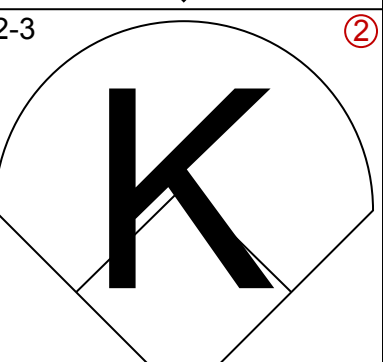
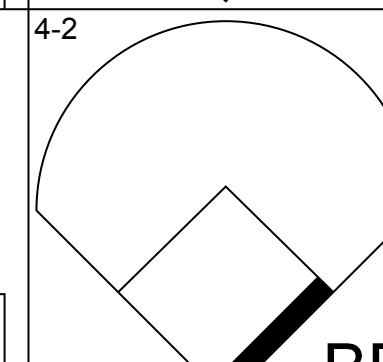
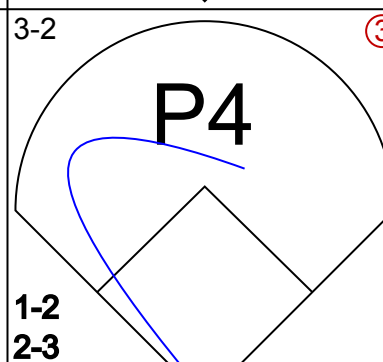
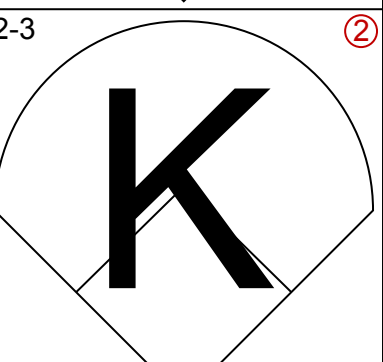
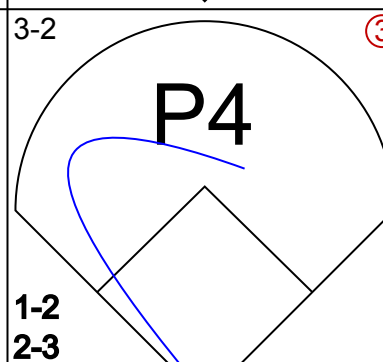
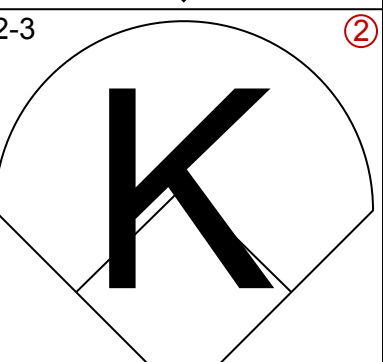
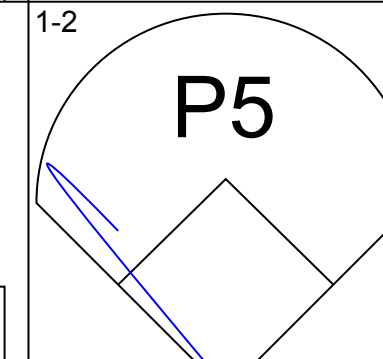
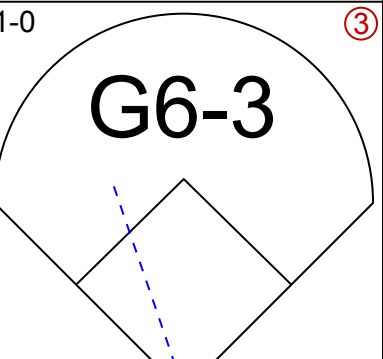
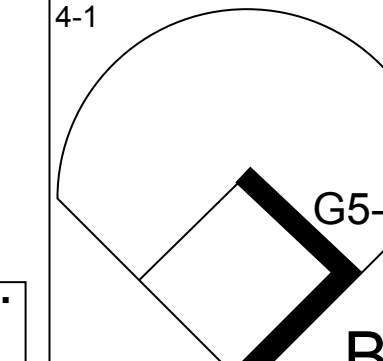
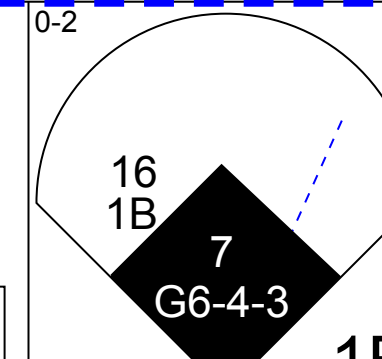
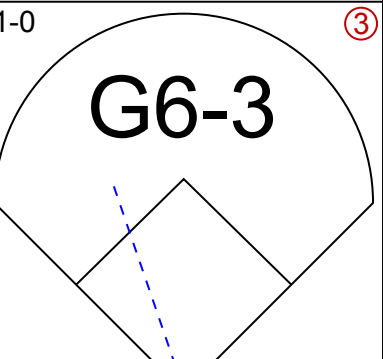
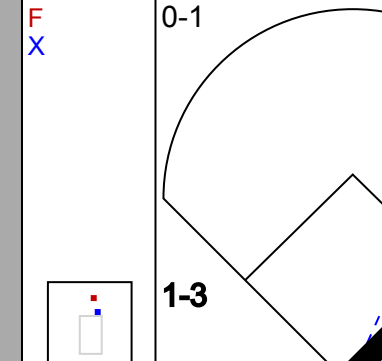
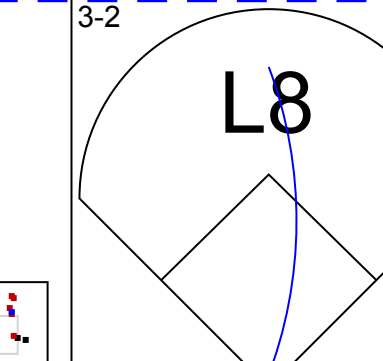
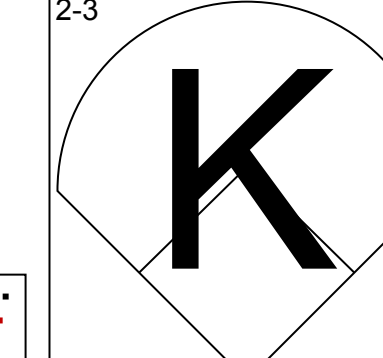
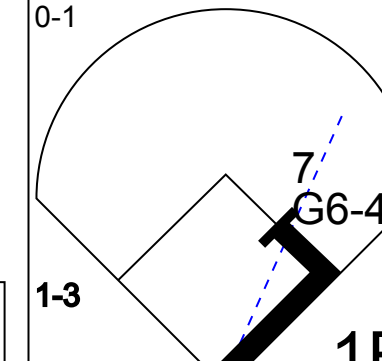

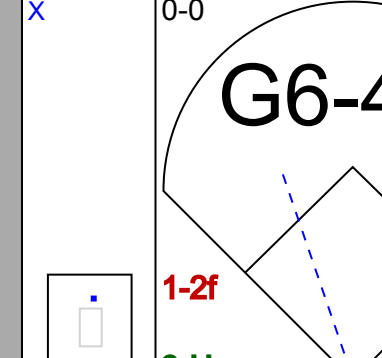
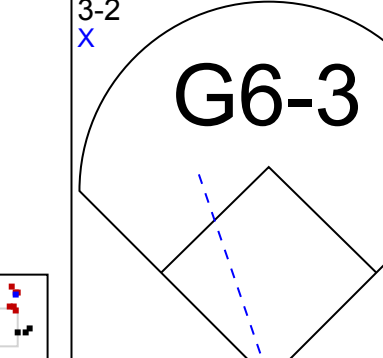
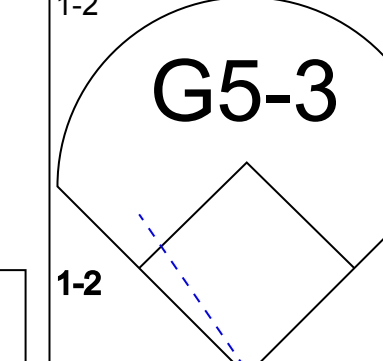
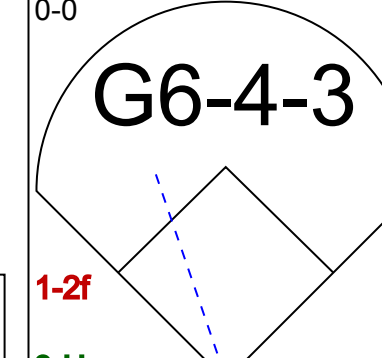
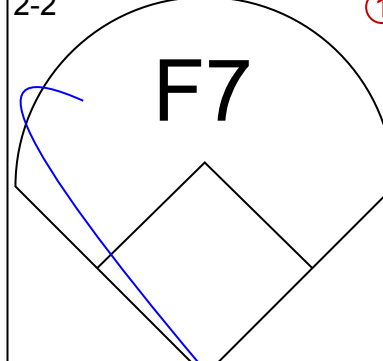

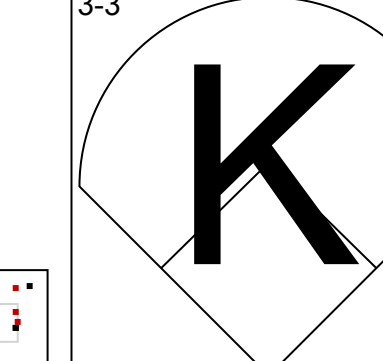
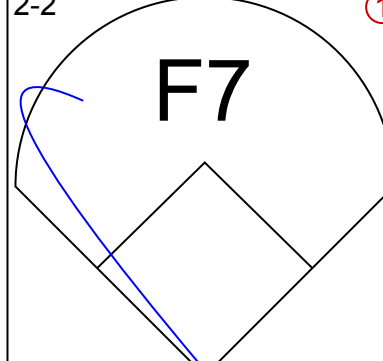

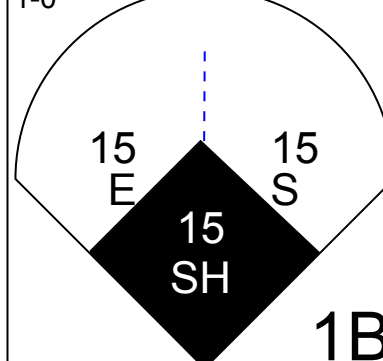

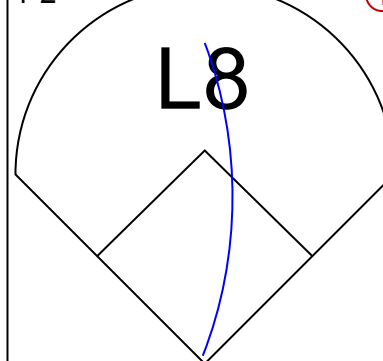
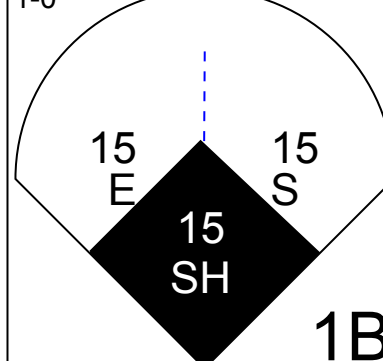
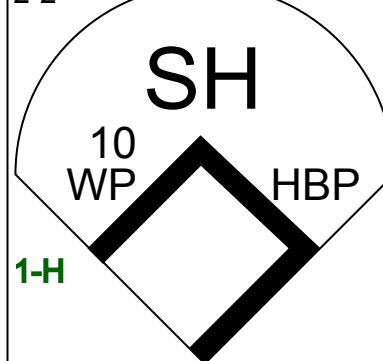

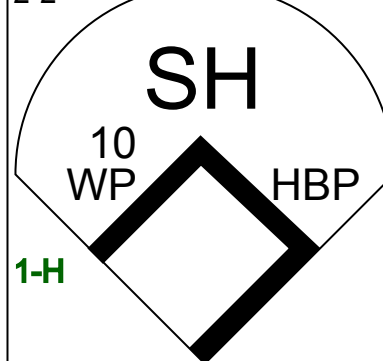
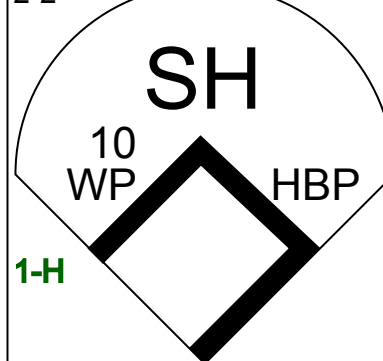
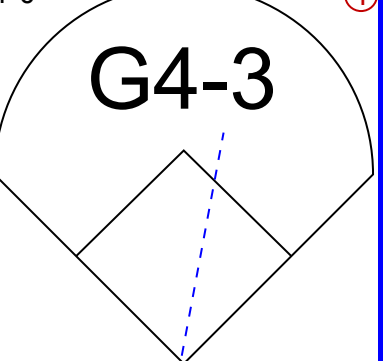


AB 41
R 7
H 15
RBI 7
BB 1
SO 9
LOB 21

AB 31
R 3
H 6
RBI 2
BB 2
SO 3
LOB 7

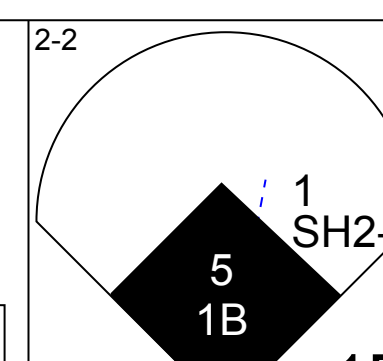
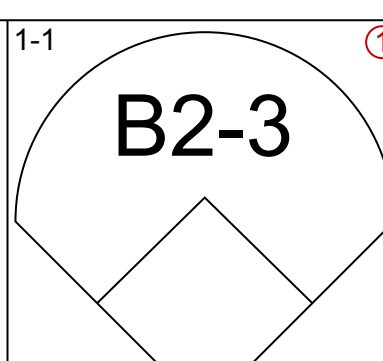
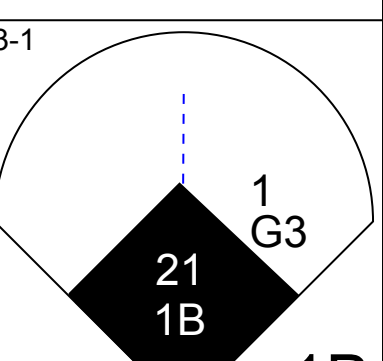
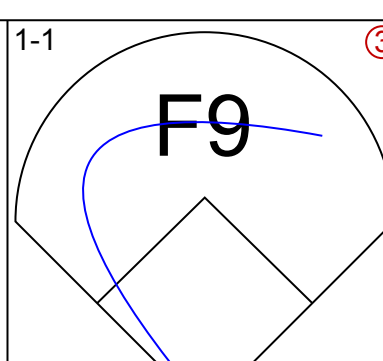

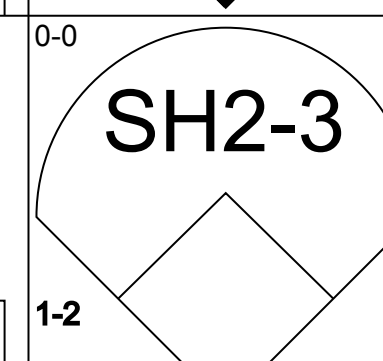
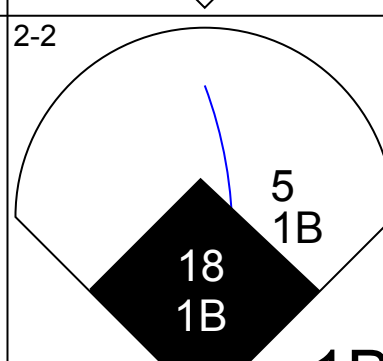
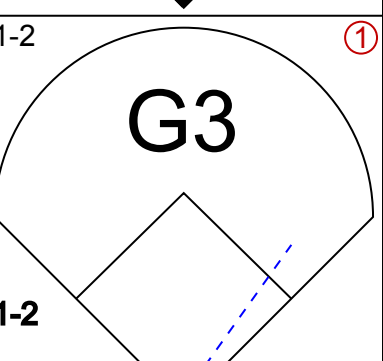
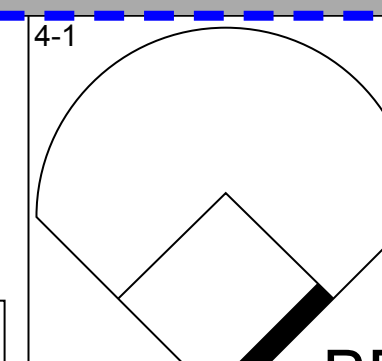

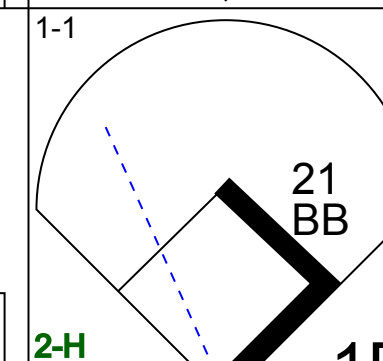
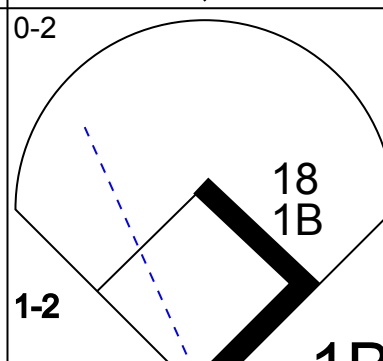
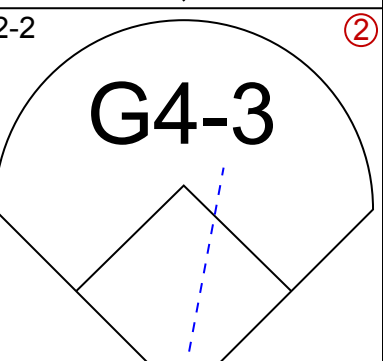
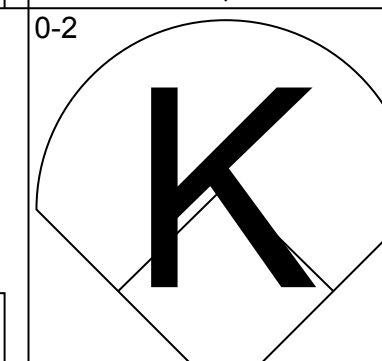

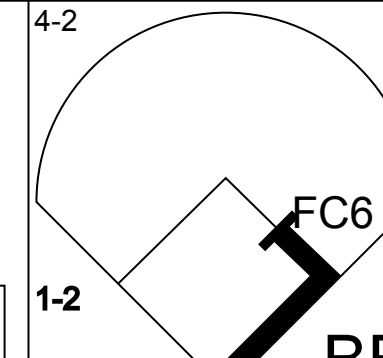
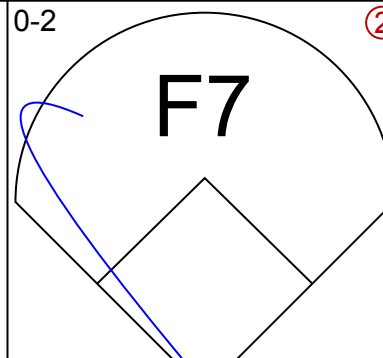
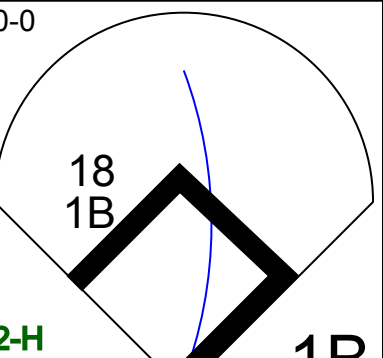
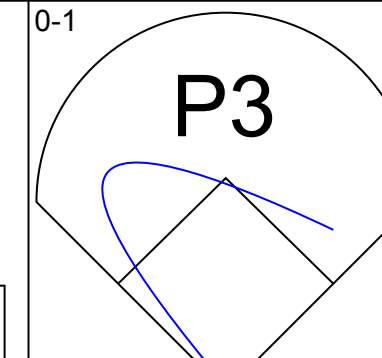

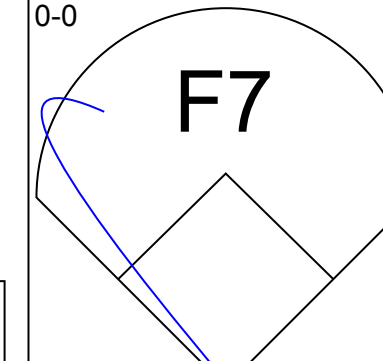
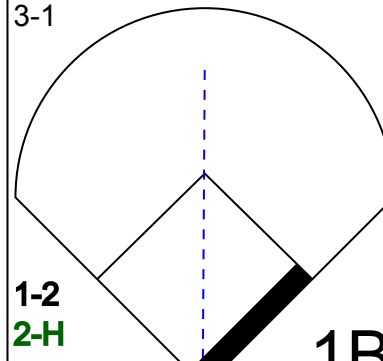
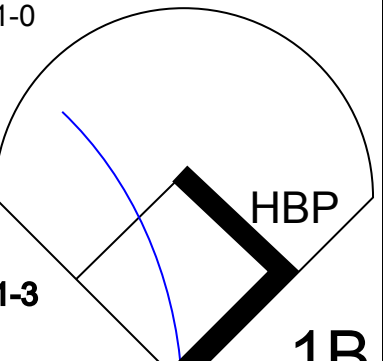
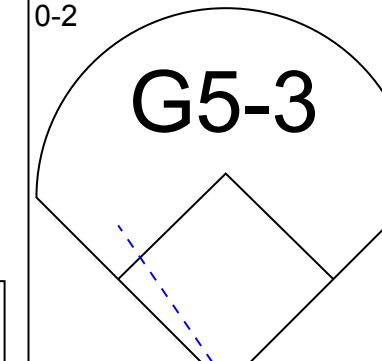

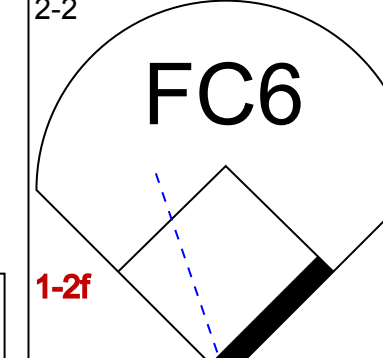
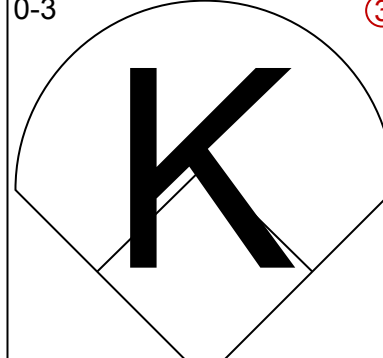
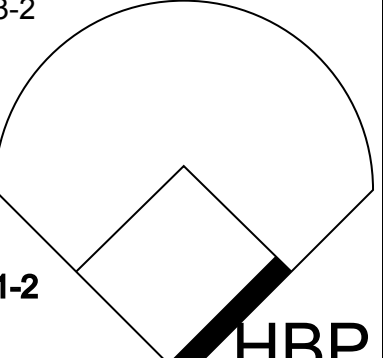

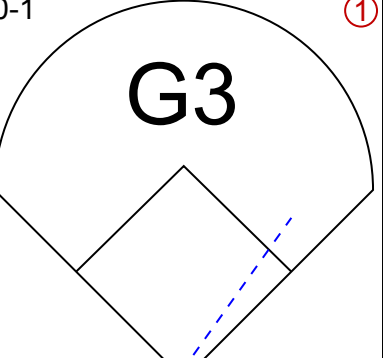
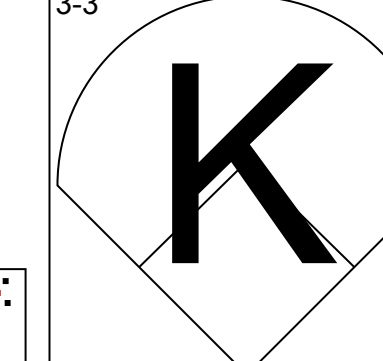
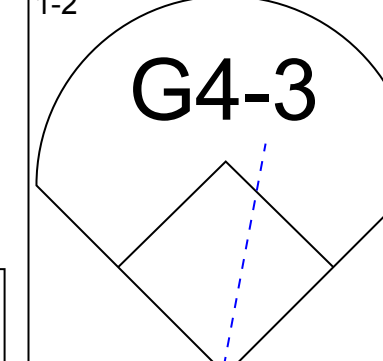
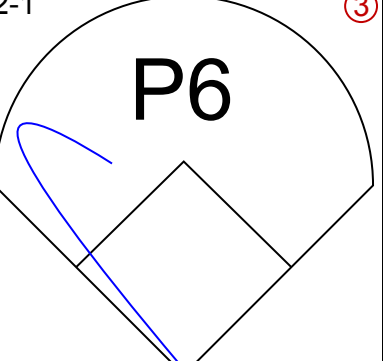





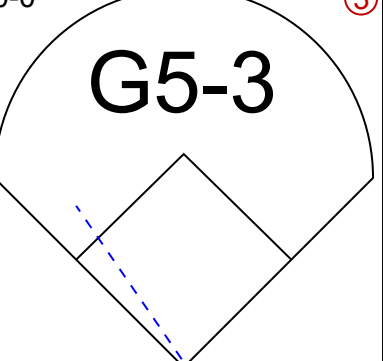





Batter	1	2	3	4	5	6	7	8	9	AB	R	H	RBI	BB	SO	LOB	TOP																
Willie Harris, L (1, 7) OBP: 0.398, SLG: 0.445										3	1	1	0	1	2	1	<p>Atlanta Braves @ New York Mets Shea Stadium, Flushing, NY Wed Aug 08 2007, 7:10 PM EDT Att: 51,749 - Cloudy - 93 F</p> <p>AB 31 R 3 H 7 RBI 3 BB 3 SO 8 LOB 11</p>																
2 Kelly Johnson, L (1, 4) OBP: 0.391, SLG: 0.488										4	1	1	0	0	2	1																	
10 Chipper Jones, S (1, 5) OBP: 0.432, SLG: 0.593										4	1	2	2	0	0	0																	
Mark Teixeira, S (1, 3) OBP: 0.394, SLG: 0.535										4	0	2	1	0	1	0																	
16 Brian McCann, L (1, 2) OBP: 0.317, SLG: 0.451 Chris Woodward, R (9, PH) OBP: 0.252, SLG: 0.304										3	0	1	0	0	0	1																	
7 Jeff Francoeur, R (1, 9) OBP: 0.351, SLG: 0.461										4	0	0	0	0	1	4																	
Andruw Jones, R (1, 8) OBP: 0.314, SLG: 0.420										4	0	0	0	0	0	4																	
19 Yunel Escobar, R (1, 6) OBP: 0.367, SLG: 0.412										3	0	0	0	0	1	0																	
29 John Smoltz, R (1, 1) OBP: 0.135, SLG: 0.139 Ron Mahay, L (7, 1) 58 Peter Moylan, R (7, 1) Scott Thorman, L (8, PH) 39 Rafael Soriano, R (8, 1)										1	0	0	0	1	1	0																	
Inning Stats	R: 0 E: 0 K: 2 S: 10	H: 0 LOB: 0 BB: 0 P: 13	R: 0 E: 0 K: 1 S: 7	H: 0 LOB: 0 BB: 0 P: 12	R: 0 E: 0 K: 1 S: 6	H: 0 LOB: 1 BB: 1 P: 13	R: 0 E: 0 K: 0 S: 8	H: 0 LOB: 0 BB: 0 P: 13	R: 0 E: 0 K: 1 S: 9	H: 1 LOB: 0 BB: 0 P: 11	R: 3 E: 0 K: 2 S: 17	H: 3 LOB: 1 BB: 1 P: 28	R: 0 E: 0 K: 0 S: 7	H: 0 LOB: 0 BB: 0 P: 11	R: 0 E: 0 K: 1 S: 12	H: 1 LOB: 0 BB: 0 P: 20		R: 0 E: 0 K: 0 S: 7	H: 2 LOB: 2 BB: 1 P: 15	1B: 6 2B: 1 3B: 0 HR: 0	SF: 0 SAC: 0 DP: 2 HBP: 0	WP: 0 PB: 0 CS: 1	PA: 34										
PITCHER	IP WLS BF H R ER SO BB IBB HBP BLK WP HR S P ERA WHIP																																
26 Orlando Hernandez, R (1, 1) ERA: 3.05	7.0	26	4	3	3	7	2	0	0	0	0	0	0	64	101	3.86	0.857																
Aaron Heilman, R (8, 1) ERA: 3.41	1.0	W	3	1	0	0	1	0	0	0	0	0	0	12	20	0.00	1.000																
13 Billy Wagner, L (9, 1) ERA: 1.28	1.0	S	5	2	0	0	0	1	0	0	0	0	0	7	15	0.00	3.000																

Batter	1	2	3	4	5	6	7	8	9	AB	R	H	RBI	BB	SO	LOB	BOTTOM																
7 José Reyes, S (1, 6) OBP: 0.377, SLG: 0.456										3	1	2	0	1	0	3	<p>Atlanta Braves @ New York Mets Shea Stadium, Flushing, NY Wed Aug 08 2007, 7:10 PM EDT Att: 51,749 - Cloudy - 93 F</p> <p>AB 31 R 4 H 11 RBI 4 BB 2 SO 4 LOB 19</p>																
1 Luis Castillo, S (1, 4) OBP: 0.355, SLG: 0.357										3	0	2	2	0	0	1																	
5 David Wright, R (1, 5) OBP: 0.389, SLG: 0.501										3	0	0	1	0	2	4																	
21 Carlos Delgado, L (1, 3) OBP: 0.330, SLG: 0.436										4	0	0	0	0	0	2																	
18 Moises Alou, R (1, 7) OBP: 0.369, SLG: 0.469										4	1	1	1	0	0	1																	
Shawn Green, L (1, 9) OBP: 0.324, SLG: 0.423										4	1	4	0	0	0	0																	
16 Paul Lo Duca, R (1, 2) OBP: 0.308, SLG: 0.355										4	0	1	0	0	0	3																	
Lastings Milledge, R (1, 8) OBP: 0.344, SLG: 0.483										4	1	1	0	0	2	3																	
26 Orlando Hernandez, R (1, 1) OBP: 0.175, SLG: 0.225 Ruben Gotay, S (7, PH) OBP: 0.379, SLG: 0.496 3 Damion Easley, R (7, PH) OBP: 0.340, SLG: 0.445 Aaron Heilman, R (8, 1) 13 Billy Wagner, L (9, 1)										2	0	0	0	0	0	2																	
Inning Stats	R: 1 E: 1 K: 0 S: 14	H: 1 LOB: 0 BB: 0 P: 17	R: 0 E: 0 K: 1 S: 13	H: 2 LOB: 2 BB: 0 P: 20	R: 0 E: 0 K: 1 S: 12	H: 1 LOB: 1 BB: 0 P: 19	R: 0 E: 0 K: 0 S: 5	H: 1 LOB: 0 BB: 0 P: 5	R: 0 E: 0 K: 1 S: 9	H: 0 LOB: 0 BB: 1 P: 14	R: 0 E: 0 K: 1 S: 9	H: 1 LOB: 1 BB: 0 P: 15	R: 2 E: 0 K: 0 S: 16	H: 3 LOB: 2 BB: 1 P: 25	R: 1 E: 0 K: 0 S: 14	H: 2 LOB: 1 BB: 0 P: 18		1B: 10 2B: 0 3B: 0 HR: 1	SF: 1 SAC: 1 DP: 1 HBP: 0	WP: 0 PB: 0 CS: 1	PA: 36												
PITCHER	IP WLS BF H R ER SO BB IBB HBP BLK WP HR S P ERA WHIP																																
29 John Smoltz, R (1, 1) ERA: 3.03	6.1	26	8	3	2	4	1	0	0	0	0	0	0	70	101	2.84	1.421																
Ron Mahay, L (7, 1) ERA: 2.64	0.1	B	3	1	0	0	0	0	0	0	0	0	0	6	11	0.00	6.000																
58 Peter Moylan, R (7, 1) ERA: 1.9	0.1	L	1	0	0	0	0	0	0	0	0	0	0	2	3	0.00	0.000																
39 Rafael Soriano, R (8, 1) ERA: 3.83	1.0	L	5	2	1	1	0	0	0	0	0	0	0	14	18	9.00	2.000																

Batter	1	2	3	4	5	6	7	8	9	AB	R	H	RBI	BB	SO	LOB	TOP					
Willie Harris, L OBP: 0.402, SLG: 0.444 (1, 7)										3	0	1	0	1	1	0	<p>Atlanta Braves @ New York Mets Shea Stadium, Flushing, NY Thu Aug 09 2007, 12:10 PM EDT Att: 52,425 - Sunny - 80 F</p>					
2 Kelly Johnson, L OBP: 0.391, SLG: 0.492 (1, 4)										5	1	2	0	0	0	4						
10 Chipper Jones, S OBP: 0.432, SLG: 0.598 (1, 5)										4	1	1	3	1	1	5						
Mark Teixeira, S OBP: 0.394, SLG: 0.542 (1, 3)										5	2	2	1	0	1	3						
16 Brian McCann, L OBP: 0.321, SLG: 0.451 (1, 2)										4	1	2	0	1	1	0						
7 Jeff Francoeur, R OBP: 0.348, SLG: 0.459 (1, 9)										5	0	1	0	0	1	2						
Andruw Jones, R OBP: 0.313, SLG: 0.419 (1, 8)										4	0	1	1	0	1	1						
19 Yunel Escobar, R OBP: 0.365, SLG: 0.408 (1, 6)										4	1	1	0	0	0	3						
15 Tim Hudson, R Ron Mahay, L Scott Thorman, L 1 Marlin Prado, R 58 Peter Moylan, R Tyler Yates, R Oscar Villareal, R (1, 1) (7, 1) (6, PH) (6, PH) (6, PH) (9, 1) (9, 1) (9, 1)										2	1	1	1	0	0	0						
Inning Stats	R: 0 E: 0 K: 1 S: 11	H: 0 LOB: 1 BB: 1 P: 17	R: 0 E: 0 K: 1 S: 13	H: 0 LOB: 1 BB: 1 P: 23	R: 0 E: 0 K: 0 S: 9	H: 1 LOB: 1 BB: 0 P: 12	R: 1 E: 0 K: 1 S: 12	H: 2 LOB: 1 BB: 0 P: 16	R: 4 E: 0 K: 1 S: 13	H: 3 LOB: 0 BB: 1 P: 22	R: 1 E: 0 K: 0 S: 13	H: 1 LOB: 2 BB: 0 P: 22	R: 1 E: 0 K: 0 S: 12	H: 3 LOB: 0 BB: 0 P: 14	R: 0 E: 0 K: 1 S: 14	H: 2 LOB: 2 BB: 0 P: 21		R: 0 E: 0 K: 0 S: 16	H: 0 LOB: 0 BB: 0 P: 25	1B: 9 2B: 0 3B: 1 HR: 2	SF: 1 SAC: 1 DP: 1 HBP: 1	WP: 1 PB: 0 SB: 1 CS: 0
PITCHER	IP WLS BF H R ER SO BB IBB HBP BLK WP HR S P ERA WHIP																					
33 John Maine, R ERA: 3.53	(1, 1) 5.1 L 27 7 6 6 4 3 0 0 0 0 0 2 66 102 10.12 1.875																					
Scott Schoeneweis, L ERA: 5.23	(6, 1) 0.2 3 0 0 0 0 0 0 0 1 0 1 0 5 10 0.00 0.000																					
Jorge Sosa, R ERA: 4.31	(7, 1) 1.0 5 3 1 1 0 0 0 0 0 0 0 12 14 9.00 3.000																					
25 Pedro Feliciano, L ERA: 2.76	(8, 1) 1.0 5 2 0 0 1 0 0 0 0 0 0 14 21 0.00 2.000																					
59 Guillermo Mota, R ERA: 4.76	(9, 1) 1.0 3 0 0 0 1 0 0 0 0 0 0 16 25 0.00 0.000																					

AB	37
R	7
H	12
RBI	6
BB	3
SO	6
LOB	18



Batter	1	2	3	4	5	6	7	8	9	AB	R	H	RBI	BB	SO	LOB	BOTTOM					
7 José Reyes, S OBP: 0.379, SLG: 0.459 (1, 6)										5	3	3	0	0	0	0	<p>Atlanta Braves @ New York Mets Shea Stadium, Flushing, NY Thu Aug 09 2007, 12:10 PM EDT Att: 52,425 - Sunny - 80 F</p>					
1 Luis Castillo, S OBP: 0.357, SLG: 0.357 (1, 4)										3	1	1	1	1	0	2						
5 David Wright, R OBP: 0.391, SLG: 0.509 (1, 5)										5	1	3	3	0	1	2						
21 Carlos Delgado, L OBP: 0.331, SLG: 0.434 (1, 3)										4	0	1	1	1	0	3						
18 Moises Alou, R OBP: 0.370, SLG: 0.467 (1, 7)										5	0	2	1	0	0	3						
Shawn Green, L OBP: 0.323, SLG: 0.419 (1, 9)										3	0	0	0	0	1	4						
11 Ramon Castro, R OBP: 0.324, SLG: 0.539 (1, 2)										4	0	0	0	0	1	3						
23 Marlon Anderson, L Lastings Milledge, R (1, 8) (4, PH) (5, 8)										1	0	1	0	0	0	0						
33 John Maine, R Scott Schoeneweis, L 17 David Newhan, L Jorge Sosa, R 25 Pedro Feliciano, L 59 Guillermo Mota, R Ruben Gotay, S (1, 1) (6, PH) (6, PH) (7, 1) (9, 1) (9, 1) (9, PH)										2	0	0	0	0	1	1						
Inning Stats	R: 1 E: 0 K: 0 S: 12	H: 2 LOB: 2 BB: 1 P: 21	R: 0 E: 0 K: 2 S: 8	H: 1 LOB: 0 BB: 0 P: 12	R: 1 E: 0 K: 1 S: 18	H: 3 LOB: 0 BB: 0 P: 24	R: 0 E: 0 K: 0 S: 8	H: 0 LOB: 0 BB: 0 P: 14	R: 1 E: 0 K: 0 S: 14	H: 3 LOB: 3 BB: 0 P: 26	R: 0 E: 0 K: 0 S: 7	H: 0 LOB: 0 BB: 0 P: 11	R: 0 E: 0 K: 1 S: 9	H: 0 LOB: 1 BB: 1 P: 13	R: 0 E: 0 K: 0 S: 4	H: 0 LOB: 0 BB: 0 P: 5		R: 3 E: 0 K: 0 S: 12	H: 3 LOB: 0 BB: 0 P: 21	1B: 10 2B: 2 3B: 0 HR: 1	SF: 0 SAC: 1 DP: 1 HBP: 1	WP: 0 PB: 0 SB: 0 CS: 1
PITCHER	IP WLS BF H R ER SO BB IBB HBP BLK WP HR S P ERA WHIP																					
15 Tim Hudson, R ERA: 3.01	(1, 1) 6.0 W 28 9 3 3 3 1 0 0 0 0 0 0 9 13 0.00 1.000																					
Ron Mahay, L ERA: 2.56	(7, 1) 1.0 4 0 0 0 0 1 1 0 0 0 0 0 4 5 0.00 0.000																					
58 Peter Moylan, R ERA: 1.87	(8, 1) 1.0 3 0 0 0 0 0 0 0 0 0 0 1 10 16 81.00 9.000																					
Tyler Yates, R ERA: 5.44	(9, 1) 0.1 4 3 3 3 0 0 0 0 0 0 0 1 10 16 81.00 9.000																					
Oscar Villareal, R ERA: 3.66	(9, 1) 0.2 S 2 0 0 0 0 0 0 0 0 0 0 2 5 0.00 0.000																					

AB	37
R	6
H	12
RBI	6
BB	2
SO	4
LOB	18



Batter	1	2	3	4	5	6	7	8	9	AB	R	H	RBI	BB	SO	LOB	TOP					
19 Yunel Escobar, R OBP: 0.360, SLG: 0.399	G5-3	F9		FC6-4 BB			G4-3		G1-3	4	0	0	0	1	0	2	Atlanta Braves @ Philadelphia Phillies Citizens Bank Park, Philadelphia, PA Fri Aug 10 2007, 7:35 PM EDT Att: 40,844 - Cloudy - 64 F					
23 Matt Diaz, R OBP: 0.371, SLG: 0.504	HR	F9		FC6-4			G4-3			4	1	1	1	0	0	1						
10 Chipper Jones, S OBP: 0.430, SLG: 0.597	1B	2B	P6				G5-3		G5-3	4	1	1	0	0	0	0						
Mark Teixeira, S OBP: 0.392, SLG: 0.538	G3 16 2B 7 1B		G6-3				L4		K	4	1	1	1	0	1	0						
7 Jeff Francoeur, R OBP: 0.351, SLG: 0.461	G3 16 2B	1B	P3				F7			4	1	2	0	0	0	0						
Andruw Jones, R OBP: 0.310, SLG: 0.415	G3		E5				G5-3		G1-3	4	0	0	0	0	0	3						
16 Brian McCann, L OBP: 0.323, SLG: 0.453			G4-3				F8			3	0	1	2	1	0	1						
Chris Woodward, R OBP: 0.252, SLG: 0.304	2B								G4-3 2 G1 BB	0	0	0	0	0	0	0						
2 Kelly Johnson, L OBP: 0.390, SLG: 0.488							G4-3		G1	3	0	0	0	1	1	1						
36 Chuck James, L OBP: 0.182, SLG: 0.167	F7								G4-3	2	0	0	0	0	1	2						
1 Martin Prado, R OBP: 0.242, SLG: 0.226										1	0	0	0	0	0	0						
58 Peter Moylan, R Tyler Yates, R Willie Harris, L										0	0	0	0	0	0	0						
										1	0	0	0	0	0	2						
Inning Stats	R: 4 H: 5 E: 0 K: 0 S: 25	H: 5 LOB: 2 BB: 1 P: 37	R: 0 H: 0 E: 0 K: 0 S: 7	H: 0 LOB: 0 BB: 0 P: 9	R: 0 H: 0 E: 1 K: 0 S: 10	H: 0 LOB: 1 BB: 0 P: 14	R: 0 H: 0 E: 0 K: 2 S: 11	H: 0 LOB: 1 BB: 1 P: 15	R: 0 H: 0 E: 0 K: 0 S: 7	H: 0 LOB: 0 BB: 0 P: 9	R: 0 H: 0 E: 0 K: 0 S: 8	H: 0 LOB: 0 BB: 0 P: 11	R: 0 H: 0 E: 0 K: 1 S: 5	H: 1 LOB: 1 BB: 0 P: 7	R: 0 H: 0 E: 0 K: 1 S: 9	H: 1 LOB: 1 BB: 0 P: 13	R: 0 H: 0 E: 0 K: 0 S: 9	H: 0 LOB: 2 BB: 1 P: 19	1B: 2 2B: 3 3B: 0 HR: 1	SF: 0 SAC: 0 DP: 0 HBP: 0	WP: 0 PB: 0 SB: 0 CS: 0	PA: 37
PITCHER	IP WLS BF H R ER SO BB IBB HBP BLK WP HR S P ERA WHIP																					
35 Cole Hamels, L ERA: 3.64	(1, 1)	7.0 W 29 5 4 4 2 1 1 0 0 0 0 1 73 102 5.14 0.857																				
16 J.C. Romero, L ERA: 2.23	(8, 1)	0.2 H 2 0 0 0 1 0 0 0 0 0 0 0 5 6 0.00 0.000																				
Antonio Alfonseca, R ERA: 3.92	(8, 1)	0.1 H 2 1 0 0 0 0 0 0 0 0 0 0 4 7 0.00 3.000																				
45 Tom Gordon, R ERA: 4.15	(9, 1)	1.0 S 4 0 0 0 0 1 0 0 0 0 0 0 0 9 19 0.00 1.000																				

AB 34
R 4
H 6
RBI 4
BB 3
SO 3
LOB 12



Batter	1	2	3	4	5	6	7	8	9	AB	R	H	RBI	BB	SO	LOB	BOTTOM			
11 Jimmy Rollins, S OBP: 0.338, SLG: 0.515	1B 2B	F8					L8			3	1	1	0	1	0	0	Atlanta Braves @ Philadelphia Phillies Citizens Bank Park, Philadelphia, PA Fri Aug 10 2007, 7:35 PM EDT Att: 40,844 - Cloudy - 64 F			
Tadahito Iguchi, R OBP: 0.355, SLG: 0.400	1B 2B	G6-3					G1-3			4	1	1	0	0	0	2				
Pat Burrell, R OBP: 0.417, SLG: 0.484	1B									4	1	1	1	0	2	2				
16 J.C. Romero, S Antonio Alfonseca, R 45 Tom Gordon, R	HR						K			0	0	0	0	0	0	0				
6 Ryan Howard, L OBP: 0.398, SLG: 0.592	SF7									2	0	0	1	0	0	0				
Aaron Rowand, R OBP: 0.385, SLG: 0.523	K									1	0	0	0	0	1	1				
29 Chris Roberson, S OBP: 0.250, SLG: 0.250										3	0	0	0	0	1	1				
Wes Helms, R OBP: 0.308, SLG: 0.383										3	1	1	2	0	0	0				
Abraham Nunez, S OBP: 0.323, SLG: 0.307	HR									1	0	0	0	0	1	1				
28 Jayson Werth, R OBP: 0.376, SLG: 0.414										3	1	1	0	1	2	1				
27 Chris Coste, R OBP: 0.348, SLG: 0.438										2	0	1	0	0	0	0				
35 Cole Hamels, L OBP: 0.155, SLG: 0.179	K									2	0	0	0	0	1	2				
19 Greg Dobbs, L OBP: 0.331, SLG: 0.493										1	0	1	0	0	0	0				
Inning Stats	R: 4 H: 5 E: 0 K: 2 S: 19	H: 5 LOB: 2 BB: 1 P: 31	R: 0 H: 0 E: 0 K: 1 S: 11	H: 0 LOB: 0 BB: 0 P: 13	R: 0 H: 0 E: 0 K: 0 S: 7	H: 0 LOB: 0 BB: 0 P: 9	R: 0 H: 0 E: 0 K: 1 S: 10	H: 0 LOB: 0 BB: 0 P: 16	R: 0 H: 0 E: 0 K: 0 S: 7	H: 0 LOB: 0 BB: 0 P: 10	R: 0 H: 0 E: 0 K: 0 S: 8	H: 0 LOB: 0 BB: 0 P: 10	R: 1 H: 2 E: 1 K: 0 S: 11	H: 2 LOB: 2 BB: 1 P: 20	R: 0 H: 0 E: 0 K: 3 S: 12	H: 0 LOB: 1 BB: 0 P: 16	1B: 5 2B: 1 3B: 0 HR: 1	SF: 1 SAC: 1 DP: 0 HBP: 1	WP: 0 PB: 0 SB: 0 CS: 0	PA: 34
PITCHER	IP WLS BF H R ER SO BB IBB HBP BLK WP HR S P ERA WHIP																			
36 Chuck James, L ERA: 3.93	(1, 1)	6.0 L 24 5 4 4 5 1 0 0 0 0 0 0 11 62 89 6.00 1.000																		
58 Peter Moylan, R ERA: 1.54	(7, 1)	1.0 L 6 2 1 0 0 0 0 1 0 0 0 0 0 11 20 0.00 2.000																		
Tyler Yates, R ERA: 5.33	(8, 1)	1.0 4 0 0 0 3 0 0 0 1 0 0 0 0 12 16 0.00 0.000																		

AB 29
R 5
H 7
RBI 4
BB 2
SO 8
LOB 10



Batter	1	2	3	4	5	6	7	8	9	AB	R	H	RBI	BB	SO	LOB	TOP			
Willie Harris, L OBP: 0.404, SLG: 0.451										4	2	2	0	1	2	3				
2 Kelly Johnson, L OBP: 0.395, SLG: 0.497										3	1	2	3	2	0	1				
10 Chipper Jones, S OBP: 0.430, SLG: 0.600										3	1	1	1	1	0	3				
Mark Teixeira, S OBP: 0.390, SLG: 0.539										5	0	1	1	1	0	2	3			
16 Brian McCann, L OBP: 0.321, SLG: 0.449										5	0	1	0	0	1	3				
7 Jeff Francoeur, R OBP: 0.352, SLG: 0.468										4	2	2	1	0	1	1				
Andruw Jones, R OBP: 0.312, SLG: 0.418										4	1	2	1	0	1	0				
19 Yunel Escobar, R OBP: 0.356, SLG: 0.395										4	0	1	0	0	1	1				
Lance Cormier, R OBP: 0.250, SLG: 0.250										2	0	0	0	0	1	2				
Inning Stats	R: 1 E: 0 K: 0 S: 12	H: 1 LOB: 0 BB: 0 P: 19	R: 0 E: 0 K: 1 S: 6	H: 0 LOB: 0 BB: 0 P: 9	R: 3 E: 0 K: 0 S: 14	H: 4 LOB: 1 BB: 0 P: 24	R: 2 E: 0 K: 2 S: 18	H: 4 LOB: 2 BB: 0 P: 24	R: 0 E: 0 K: 1 S: 7	H: 1 LOB: 1 BB: 0 P: 11	R: 0 E: 0 K: 3 S: 10	H: 0 LOB: 0 BB: 1 P: 15	R: 1 E: 0 K: 1 S: 11	H: 2 LOB: 1 BB: 0 P: 19	R: 0 E: 0 K: 0 S: 6	H: 0 LOB: 2 BB: 3 P: 19	1B: 6 2B: 3 3B: 2 HR: 2	SF: 1 SAC: 0 DP: 3 HBP: 0	WP: 0 PB: 0 CS: 0	PA: 41
PITCHER	IP WLS BF H R ER SO BB IBB HBP BLK WP HR S P ERA WHIP																			
23 Adam Eaton, R ERA: 6.36	3.0 L 17 8 6 6 1 0 0 0 0 0 0 2 37 58 18.00 2.667																			
55 Clay Condrey, R ERA: 5.45	2.0 7 2 0 0 3 0 0 0 0 0 0 20 29 0.00 1.000																			
Jose Mesa, R ERA: 5.65	1.0 4 1 0 0 3 0 0 0 0 0 0 10 15 0.00 1.000																			
16 J.C. Romero, L ERA: 2.41	7.1 5 1 1 1 2 1 0 0 0 0 0 12 24 6.75 1.500																			
58 J.D. Durbin, R ERA: 5.73	8.1 8 1 0 0 0 3 0 0 0 0 0 11 29 0.00 2.400																			

Atlanta Braves @ Philadelphia Phillies
Citizens Bank Park, Philadelphia, PA

AB 36
R 7
H 13
RBI 7
BB 4
SO 9
LOB 18



WP: 0 PA: 41
PB: 0
CS: 0

Sat Aug 11 2007, 7:05 PM EDT
Att: 44,948 - Clear - 80 F

Batter	1	2	3	4	5	6	7	8	9	AB	R	H	RBI	BB	SO	LOB	BOTTOM					
11 Jimmy Rollins, S OBP: 0.339, SLG: 0.519										4	2	1	1	1	0	1						
Tadahito Iguchi, R OBP: 0.354, SLG: 0.400										5	0	1	2	0	1	1						
Pat Burrell, R OBP: 0.420, SLG: 0.489										3	0	2	1	1	0	0						
6 Ryan Howard, L OBP: 0.394, SLG: 0.585										4	0	0	0	0	1	4						
Aaron Rowand, R OBP: 0.384, SLG: 0.527										4	1	1	1	0	2	2						
19 Greg Dobbs, L OBP: 0.329, SLG: 0.489										4	0	1	0	0	1	3						
28 Jayson Werth, R OBP: 0.365, SLG: 0.490										4	0	0	0	0	1	1						
27 Chris Coste, R OBP: 0.357, SLG: 0.456										4	1	2	0	0	0	1						
23 Adam Eaton, R ERA: 13.5	4.0 21 7 4 4 1 2 0 0 0 0 0 44 77 9.00 2.250																					
55 Clay Condrey, R ERA: 2.53	1.0 W 3 0 0 0 2 0 0 0 0 0 0 9 11 0.00 0.000																					
Oscar Villarreal, R ERA: 3.95	2.0 H 6 0 0 0 1 0 0 0 0 0 0 13 19 0.00 0.000																					
39 Rafael Soriano, R ERA: 3.93	1.0 H 4 1 1 1 2 0 0 0 0 0 0 1 21 9.00 1.000																					
Bob Wickman, R ERA: 3.78	1.0 S 4 1 0 0 0 0 0 0 0 0 0 8 11 0.00 1.000																					
Inning Stats	R: 0 E: 0 K: 0 S: 9	H: 0 LOB: 1 BB: 1 P: 18	R: 0 E: 0 K: 0 S: 8	H: 1 LOB: 0 BB: 0 P: 17	R: 1 E: 0 K: 0 S: 11	H: 2 LOB: 1 BB: 0 P: 17	R: 0 E: 0 K: 1 S: 6	H: 0 LOB: 0 BB: 0 P: 7	R: 3 E: 0 K: 2 S: 19	H: 4 LOB: 2 BB: 1 P: 29	R: 0 E: 0 K: 0 S: 5	H: 0 LOB: 0 BB: 0 P: 9	R: 0 E: 0 K: 1 S: 8	H: 0 LOB: 0 BB: 0 P: 10	R: 1 E: 0 K: 2 S: 21	H: 1 LOB: 0 BB: 0 P: 26	R: 0 E: 0 K: 0 S: 8	H: 1 LOB: 1 BB: 0 P: 11	1B: 4 2B: 4 3B: 0 HR: 2	SF: 0 SAC: 0 DP: 1 HBP: 0	WP: 2 PB: 0 CS: 0	PA: 38
PITCHER	IP WLS BF H R ER SO BB IBB HBP BLK WP HR S P ERA WHIP																					
Lance Cormier, R ERA: 2.53	4.0 W 3 0 0 0 2 0 0 0 0 0 0 9 11 0.00 0.000																					
Oscar Villarreal, R ERA: 3.95	2.0 H 6 0 0 0 1 0 0 0 0 0 0 13 19 0.00 0.000																					
39 Rafael Soriano, R ERA: 3.93	1.0 H 4 1 1 1 2 0 0 0 0 0 0 1 21 9.00 1.000																					
Bob Wickman, R ERA: 3.78	1.0 S 4 1 0 0 0 0 0 0 0 0 0 8 11 0.00 1.000																					

Atlanta Braves @ Philadelphia Phillies
Citizens Bank Park, Philadelphia, PA

AB 36
R 5
H 9
RBI 5
BB 2
SO 6
LOB 14



WP: 2 PA: 38
PB: 0
CS: 0

Sat Aug 11 2007, 7:05 PM EDT
Att: 44,948 - Clear - 80 F

Batter	1	2	3	4	5	6	7	8	9	AB	R	H	RBI	BB	SO	LOB	TOP			
19 Yunel Escobar, R OBP: 0.356, SLG: 0.392										4	1	1	0	0	1	2	Atlanta Braves @ Philadelphia Phillies Citizens Bank Park, Philadelphia, PA Sun Aug 12 2007, 8:05 PM EDT Att. 45,053 - Clear - 85 F			
23 Matt Diaz, R OBP: 0.371, SLG: 0.504										3	1	1	0	1	1					
10 Chipper Jones, S OBP: 0.428, SLG: 0.596										4	0	1	2	0	0	1				
Mark Teixeira, S OBP: 0.388, SLG: 0.535										3	0	0	0	1	1	2				
7 Jeff Francoeur, R OBP: 0.351, SLG: 0.466										4	0	1	0	0	1	2				
Andruw Jones, R OBP: 0.305, SLG: 0.414										4	0	0	0	0	3	3				
16 Brian McCann, L OBP: 0.321, SLG: 0.447										4	1	1	0	0	0	0				
1 Martin Prado, R OBP: 0.297, SLG: 0.314										3	0	2	1	0	0	0				
Willie Harris, L OBP: 0.405, SLG: 0.449										1	0	0	0	0	1	0				
38 Buddy Carlyle, L OBP: 0.143, SLG: 0.143										1	0	0	0	0	0	0				
Tyler Yates, R										0	0	0	0	0	0	0				
Chris Woodward, R OBP: 0.250, SLG: 0.301										1	0	0	0	0	0	1				
58 Peter Moylan, R										0	0	0	0	0	0	0				
46 Manny Acosta, R										0	0	0	0	0	0	0				
Inning Stats	R: 2 H: 3 E: 0 K: 1 S: 10	H: 3 LOB: 1 BB: 0 P: 19	R: 0 H: 0 E: 0 K: 0 S: 6	H: 0 LOB: 0 BB: 0 P: 8	R: 0 H: 0 E: 0 K: 0 S: 7	H: 0 LOB: 0 BB: 0 P: 13	R: 0 H: 1 E: 0 K: 0 S: 7	H: 1 LOB: 1 BB: 0 P: 10	R: 0 H: 1 E: 0 K: 2 S: 14	H: 1 LOB: 2 BB: 1 P: 25	R: 1 H: 2 E: 0 K: 2 S: 12	H: 2 LOB: 1 BB: 0 P: 15	R: 0 H: 0 E: 0 K: 1 S: 5	H: 0 LOB: 0 BB: 0 P: 8	R: 0 H: 0 E: 0 K: 1 S: 8	H: 0 LOB: 0 BB: 0 P: 13	1B: 5 2B: 2 3B: 0 HR: 0	SF: 0 SAC: 1 DP: 1 HBP: 0	WP: 0 PB: 0 SB: 0 CS: 0	PA: 35
PITCHER	IP WLS BF H R ER SO BB IBB HBP BLK WP HR S P ERA WHIP																			
Jamie Moyer, L ERA: 4.88	(1, 1) 6.1 W 27 7 3 3 4 2 0 0 0 0 0 0 55 93 4.26 1.421																			
Antonio Alfonseca, R ERA: 3.86	(7, 1) 0.2 H 2 0 0 0 2 0 0 0 0 0 0 0 7 9 0.00 0.000																			
16 J.C. Romero, L ERA: 2.95	(8, 1) 0.2 H 2 0 0 0 0 0 0 0 0 0 0 2 3 0.00 0.000																			
45 Tom Gordon, R ERA: 4.08	(8, 1) 0.1 H 1 0 0 0 1 0 0 0 0 0 0 0 3 5 0.00 0.000																			
39 Brett Myers, R ERA: 5.15	(9, 1) 1.0 S 3 0 0 0 1 0 0 0 0 0 0 0 8 13 0.00 0.000																			
Batter	1	2	3	4	5	6	7	8	9	AB	R	H	RBI	BB	SO	LOB	BOTTOM			
11 Jimmy Rollins, S OBP: 0.342, SLG: 0.523										3	3	2	0	1	0	1	Atlanta Braves @ Philadelphia Phillies Citizens Bank Park, Philadelphia, PA Sun Aug 12 2007, 8:05 PM EDT Att. 45,053 - Clear - 85 F			
Tadahito Iguchi, R OBP: 0.350, SLG: 0.396										4	1	0	0	0	3					
Pat Burrell, R OBP: 0.418, SLG: 0.486										2	0	0	1	1	0	2				
29 Chris Roberson, S OBP: 0.286, SLG: 0.286										0	0	0	0	0	0	0				
6 Ryan Howard, L OBP: 0.395, SLG: 0.592										3	1	1	3	1	2	0				
Aaron Rowand, R OBP: 0.383, SLG: 0.525										4	0	1	0	0	2	3				
28 Jayson Werth, R OBP: 0.362, SLG: 0.395										4	0	1	1	0	0	1				
51 Carlos Ruiz, R OBP: 0.321, SLG: 0.384										4	0	1	0	0	0	0				
Abraham Nunez, S OBP: 0.321, SLG: 0.305										3	0	1	0	0	0	0				
Jamie Moyer, L OBP: 0.140, SLG: 0.175	(1, 1) 4.1 L 22 6 4 3 4 3 0 0 0 0 0 0 52 88 6.23 2.077																			
Antonio Alfonseca, R ERA: 5.15	(7, 1) 1.2 5 0 0 0 1 0 0 0 0 0 0 0 13 17 0.00 0.000																			
16 J.C. Romero, S ERA: 1.95	(8, 1) 1.0 4 1 1 1 1 0 0 0 0 0 0 0 9 13 9.00 1.000																			
45 Tom Gordon, R	(8, 1) 1.0 3 0 0 0 1 0 0 0 0 0 0 0 6 7 0.00 0.000																			
39 Brett Myers, R										3	0	0	0	0	3	2				
0 0 0 0 0 0 0										0	0	0	0	0	0	0				
0 0 0 0 0 0 0										0	0	0	0	0	0	0				
0 0 0 0 0 0 0										0	0	0	0	0	0	0				
0 0 0 0 0 0 0										0	0	0	0	0	0	0				
Inning Stats	R: 1 H: 2 E: 0 K: 1 S: 15	H: 2 LOB: 2 BB: 2 P: 31	R: 0 H: 0 E: 0 K: 1 S: 7	H: 0 LOB: 1 BB: 0 P: 9	R: 0 H: 0 E: 0 K: 1 S: 9	H: 0 LOB: 0 BB: 0 P: 13	R: 0 H: 3 E: 0 K: 1 S: 13	H: 3 LOB: 2 BB: 1 P: 17	R: 3 H: 1 E: 1 K: 0 S: 13	H: 1 LOB: 0 BB: 1 P: 26	R: 0 H: 0 E: 0 K: 1 S: 8	H: 0 LOB: 0 BB: 0 P: 9	R: 1 H: 1 E: 0 K: 1 S: 9	H: 1 LOB: 0 BB: 0 P: 13	R: 0 H: 0 E: 0 K: 1 S: 6	H: 0 LOB: 0 BB: 0 P: 7	1B: 5 2B: 0 3B: 1 HR: 1	SF: 1 SAC: 0 DP: 0 HBP: 0	WP: 1 PB: 0 SB: 1 CS: 0	PA: 34
PITCHER	IP WLS BF H R ER SO BB IBB HBP BLK WP HR S P ERA WHIP																			
38 Buddy Carlyle, R ERA: 4.39	(1, 1) 4.1 L 22 6 4 3 4 3 0 0 0 0 0 0 52 88 6.23 2.077																			
Tyler Yates, R ERA: 5.15	(5, 1) 1.2 5 0 0 0 1 0 0 0 0 0 0 0 13 17 0.00 0.000																			
58 Peter Moylan, R ERA: 1.95	(7, 1) 1.0 4 1 1 1 1 0 0 0 0 0 0 0 9 13 9.00 1.000																			
46 Manny Acosta, R	(8, 1) 1.0 3 0 0 0 1 0 0 0 0 0 0 0 6 7 0.00 0.000																			

Batter	1	2	3	4	5	6	7	8	9	AB	R	H	RBI	BB	SO	LOB	TOP					
10 Dave Roberts, L OBP: 0.330, SLG: 0.360	F7		K	G5-3			K		G4-3	5	0	1	0	0	2	1						
Ray Durham, S OBP: 0.301, SLG: 0.357	P5		L9		G3		F9		IBB	4	0	0	0	1	0	0						
2 Randy Winn, S OBP: 0.340, SLG: 0.407	F7		2B		FC3-5		F7		G4-3	5	1	2	1	0	0	2						
Barry Bonds, L OBP: 0.498, SLG: 0.583		1B			FC3-5		K			1	2	0	0	2	0	1						
Rajai Davis, R OBP: 0.422, SLG: 0.465		BB			BB					1	0	0	0	1	1	0						
Steve Kline, S										0	0	0	0	0	0	0						
23 Randy Messenger, R										0	0	0	0	0	0	0						
Ryan Klesko, L OBP: 0.361, SLG: 0.433	F9									4	0	1	2	1	2	4						
1 Benito Molina, R OBP: 0.291, SLG: 0.412										4	0	2	0	0	0	3						
39 Guillermo Rodriguez, R										0	0	0	0	0	0	0						
Pedro Feliz, R OBP: 0.294, SLG: 0.425										4	0	1	1	0	2	1						
13 Omar Vizquel, S OBP: 0.306, SLG: 0.309										4	0	1	0	0	1	2						
32 Kevin Correia, R OBP: 0.333, SLG: 0.333										1	0	0	0	0	0	2						
Jack Taschner, L										1	0	0	0	0	0	0						
Scott Atchison, R										0	0	0	0	0	0	0						
41 Brad Hennessey, R										0	0	0	0	0	0	0						
40 Daniel Ortmeier, S OBP: 0.284, SLG: 0.493										1	1	1	0	0	0	0						
Inning Stats	R: 0 E: 0 K: 0 S: 4	H: 0 LOB: 0 BB: 0 P: 6	R: 1 E: 0 K: 1 S: 14	H: 2 LOB: 2 BB: 1 P: 21	R: 2 E: 0 K: 1 S: 18	H: 2 LOB: 1 BB: 1 P: 30	R: 0 E: 0 K: 1 S: 8	H: 1 LOB: 1 BB: 0 P: 10	R: 0 E: 0 K: 0 S: 9	H: 0 LOB: 2 BB: 1 P: 14	R: 0 E: 0 K: 1 S: 8	H: 0 LOB: 0 BB: 0 P: 12	R: 0 E: 0 K: 1 S: 9	H: 0 LOB: 0 BB: 0 P: 10	R: 0 E: 0 K: 2 S: 15	H: 1 LOB: 1 BB: 2 P: 22	R: 1 E: 0 K: 1 S: 19	H: 2 LOB: 3 BB: 2 P: 36	1B: 5 2B: 3 3B: 1 HR: 0	SF: 0 SAC: 1 DP: 0 HBP: 0	WP: 0 PB: 0 SB: 1 CS: 0	PA: 41
PITCHER	IP	WLS	BF	H	R	ER	SO	BB	IBB	HBP	BLK	WP	HR	S	P	ERA	WHIP					
29 John Smoltz, R ERA: 3.09	6.0		27	6	3	3	4	2	1	0	0	0	0	61	93	4.50	1.333					
Ron Mahay, L ERA: 2.47	1.0	H	3	0	0	0	1	0	0	0	0	0	0	9	10	0.00	0.000					
39 Rafael Soriano, R ERA: 3.86	1.0	H	4	1	0	0	2	0	0	0	0	0	0	15	22	0.00	1.000					
Bob Wickman, R ERA: 3.92	1.0	W	7	2	1	1	1	1	1	0	0	0	0	19	36	9.00	3.000					

San Francisco Giants @ Atlanta Braves
Turner Field, Atlanta, GA
Tue Aug 14 2007, 7:35 PM EDT
Att: 36,186 - Clear - 96 F

AB 35
R 4
H 9
RBI 4
BB 5
SO 8
LOB 16

livebaseballscorecards.com

GIANTS

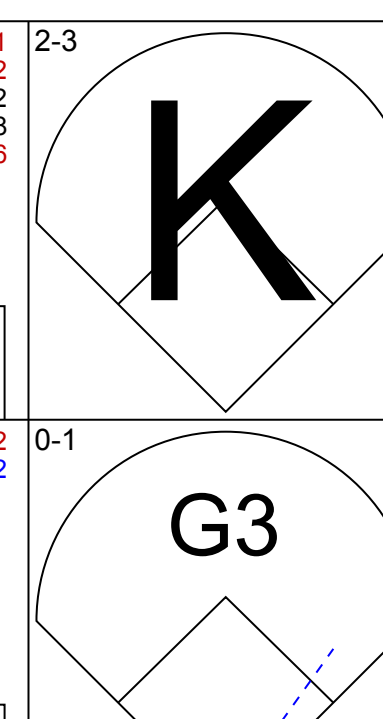
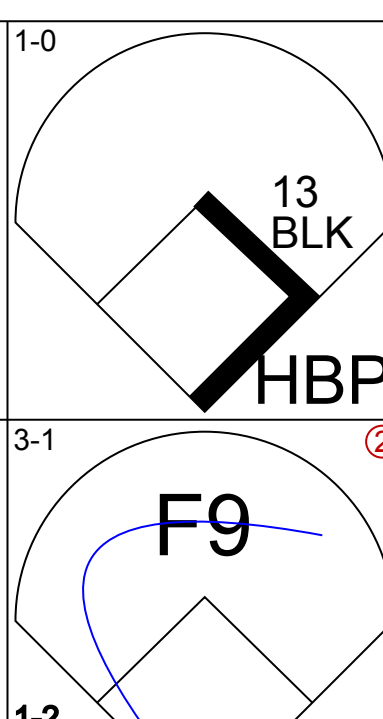
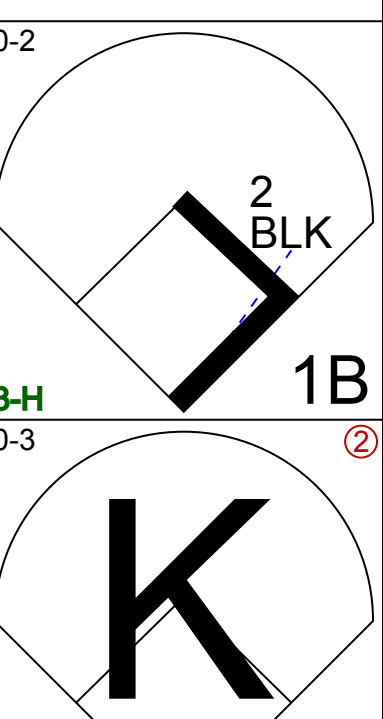
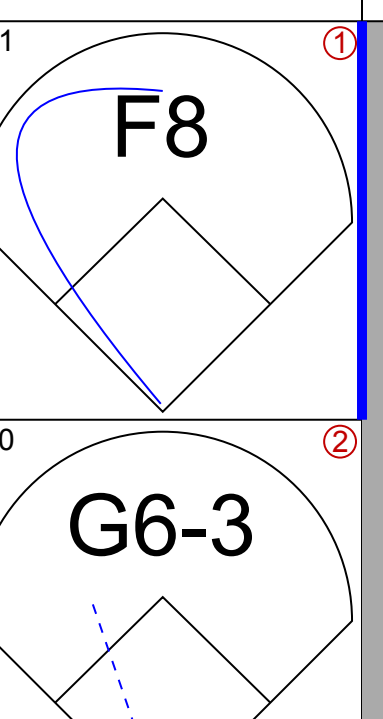
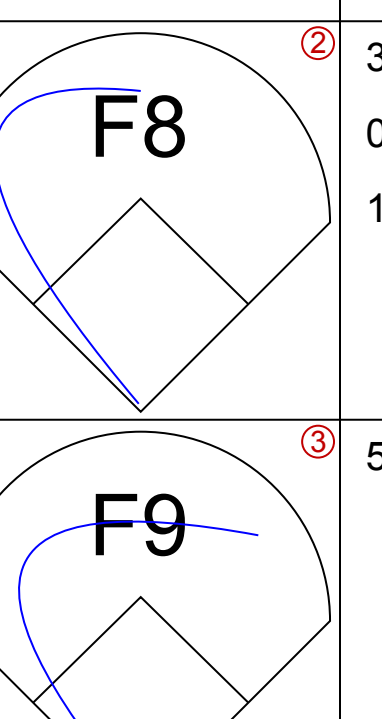
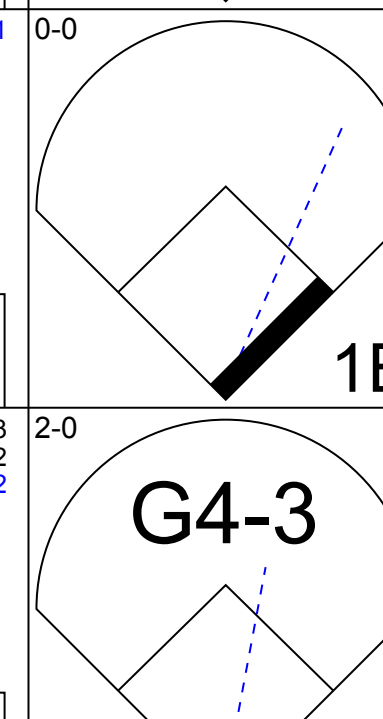
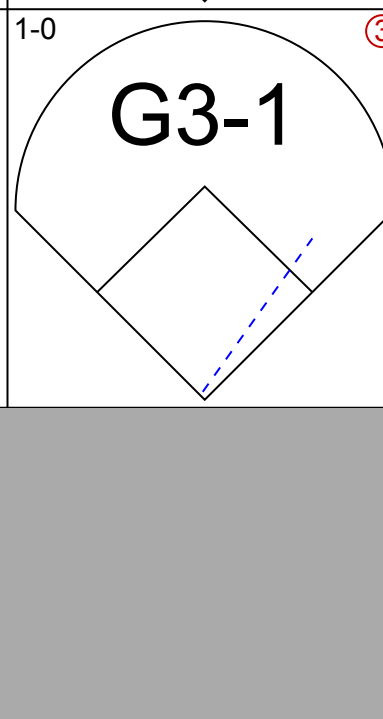
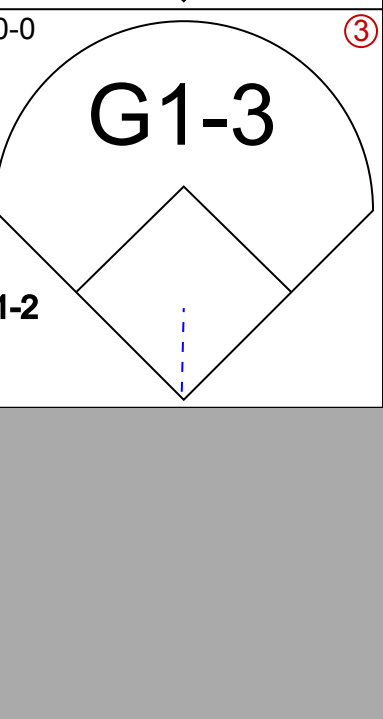
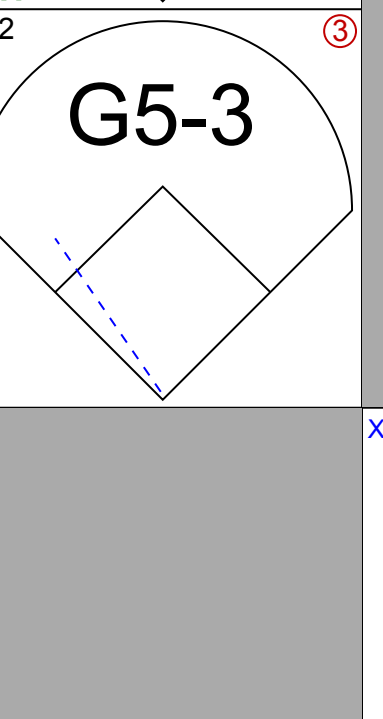







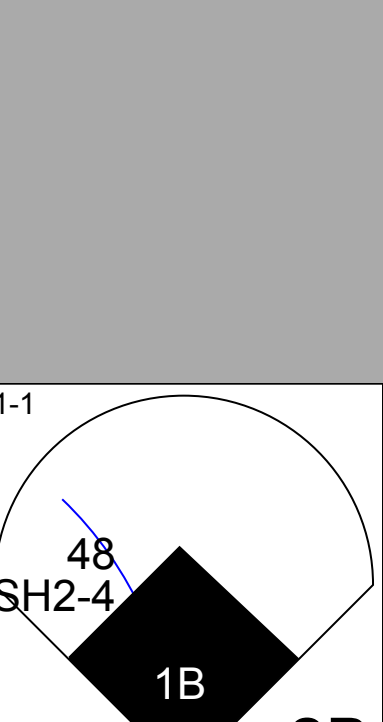

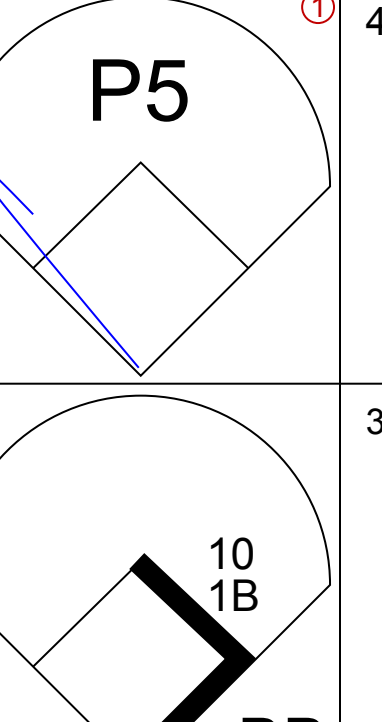

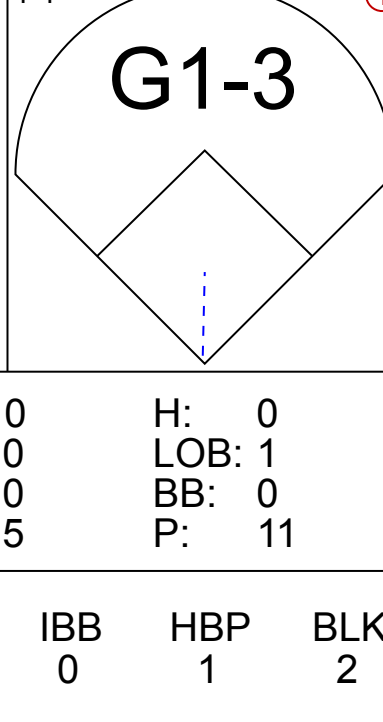
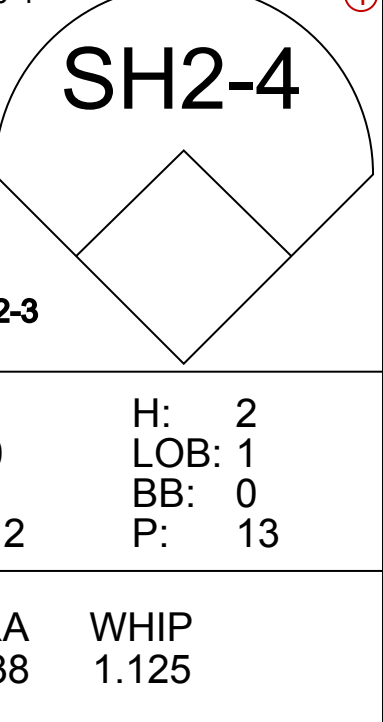
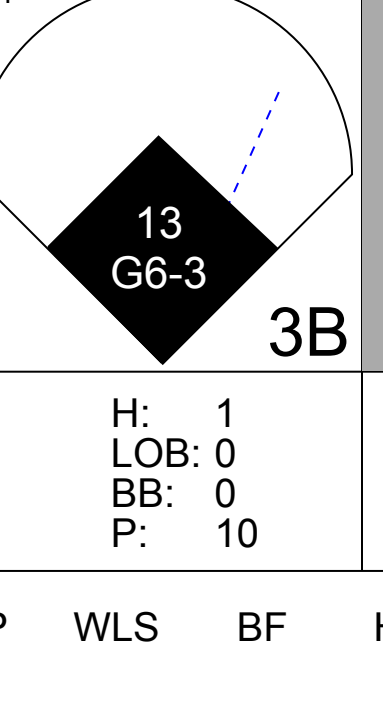
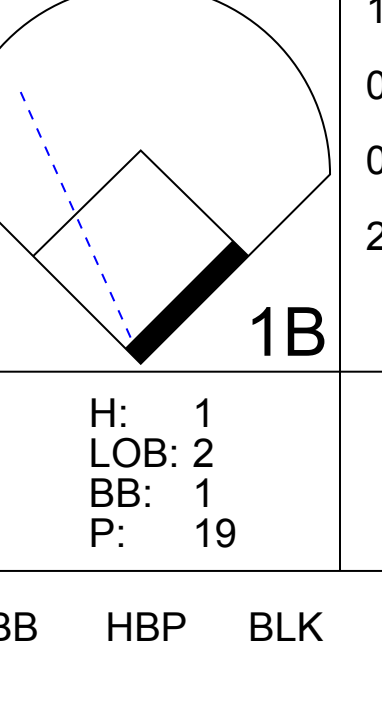
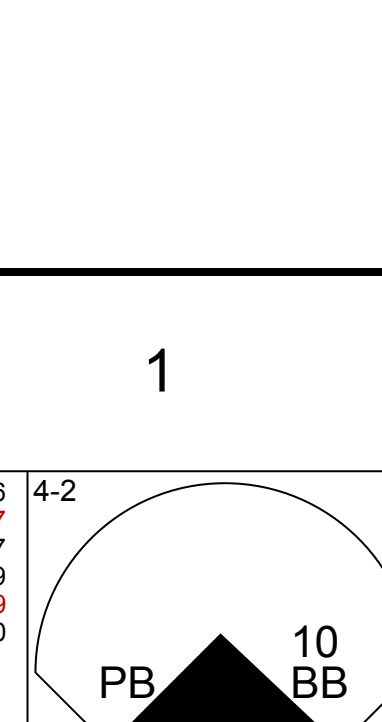
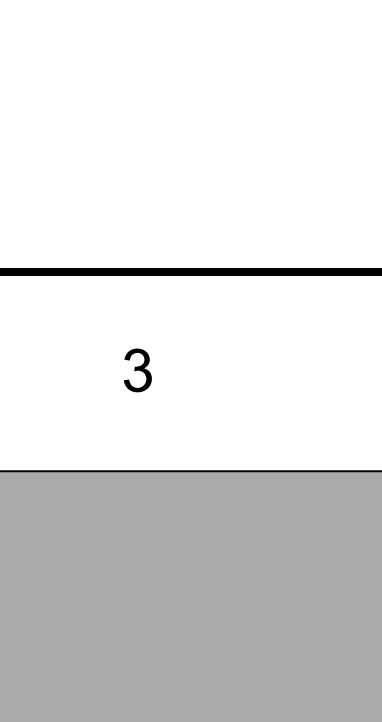
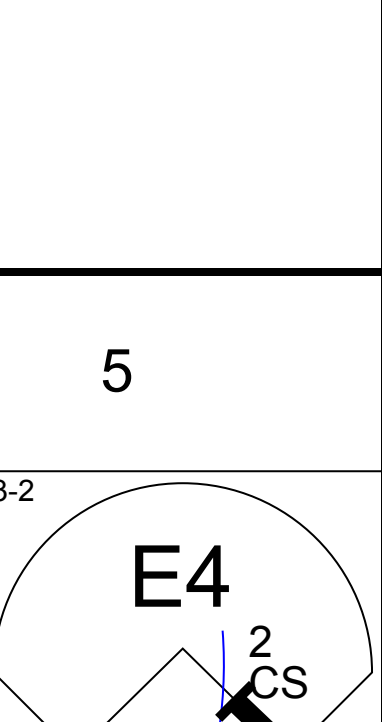
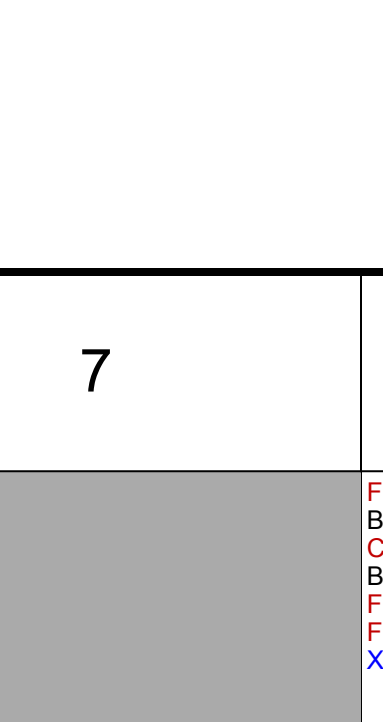
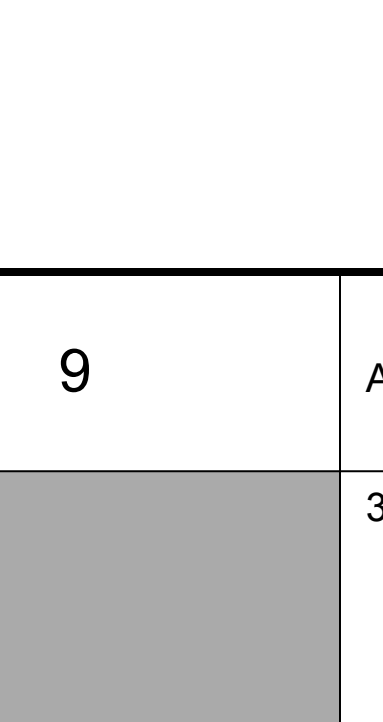
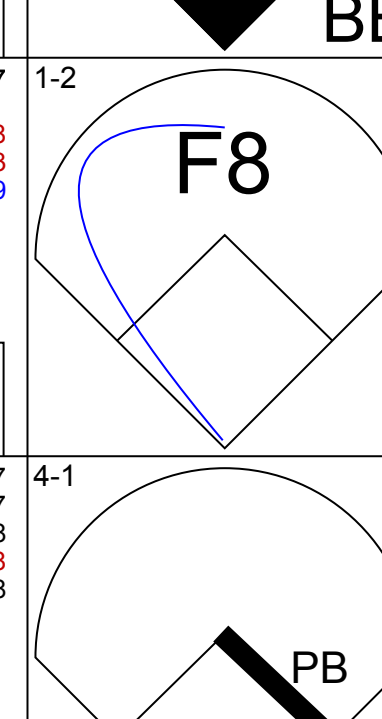
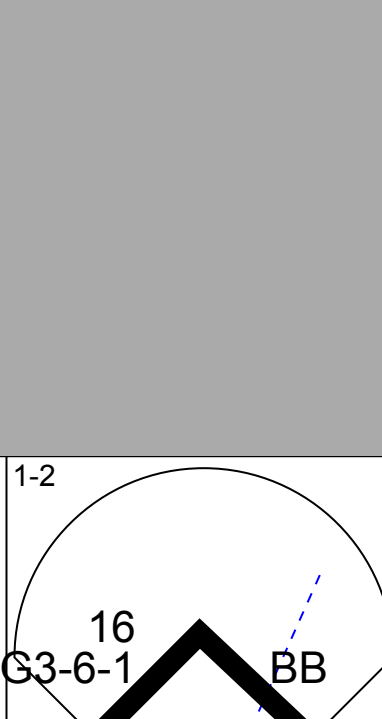
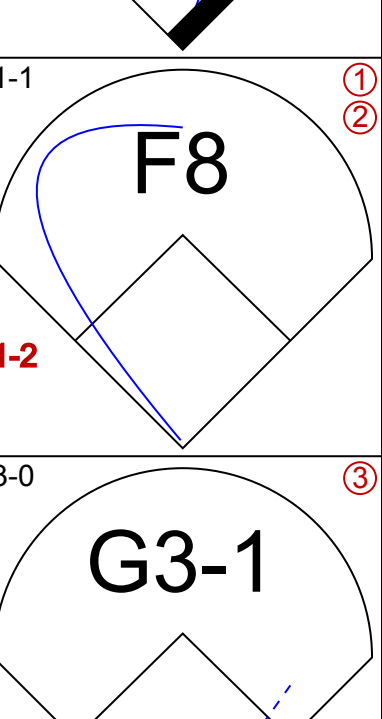

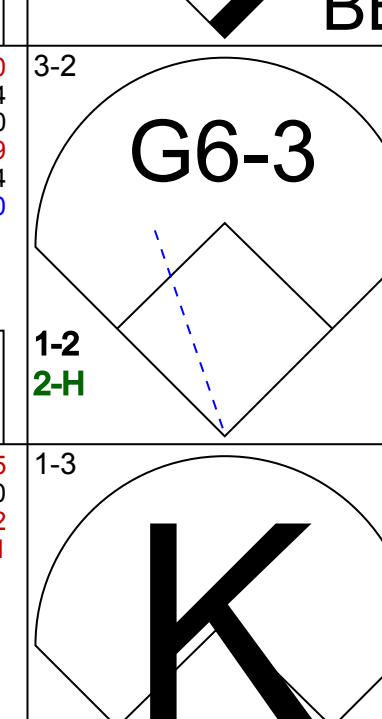
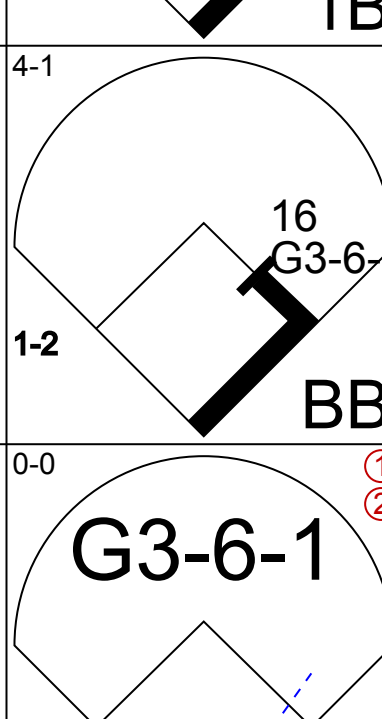

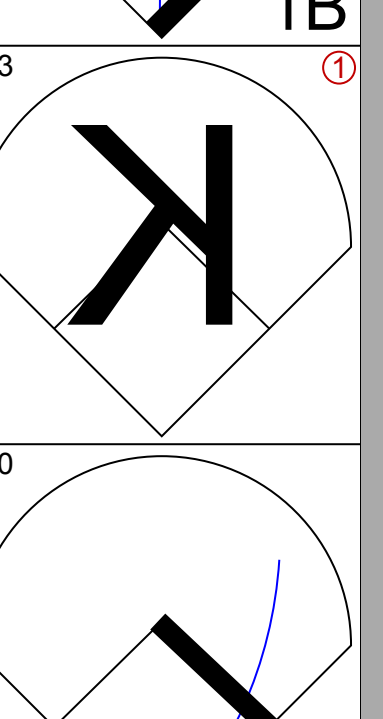






Batter	1	2	3	4	5	6	7	8	9	AB	R	H	RBI	BB	SO	LOB	BOTTOM						
Willie Harris, L OBP: 0.403, SLG: 0.446	P4		G4-3				F7		2B	4	1	1	0	1	0	2							
2 Kelly Johnson, L OBP: 0.393, SLG: 0.494	P5						P5		SH	3	0	0	0	1	1	3							
10 Chipper Jones, S OBP: 0.425, SLG: 0.593	E4		G6-3				G1-3		2B	5	0	1	1	0	1	4							
Mark Teixeira, S OBP: 0.389, SLG: 0.543	F8									4	1	2	1	0	0	1							
16 Brian McCann, L OBP: 0.322, SLG: 0.451	P4						F9			4	1	2	0	0	0	1							
7 Jeff Francoeur, R OBP: 0.348, SLG: 0.462	K						P4			4	0	0	0	0	3	3							
Andruw Jones, R OBP: 0.309, SLG: 0.411	K									3	1	0	0	1	1	1							
19 Yunel Escobar, R OBP: 0.369, SLG: 0.411										4	1	4	2	0	0	0							
29 John Smoltz, R OBP: 0.135, SLG: 0.139										0	0	0	0	0	0	0							
23 Matt Diaz, R OBP: 0.374, SLG: 0.506										1	0	1	0	0	0	0							
Ron Mahay, L										0	0	0	0	0	0	0							
39 Rafael Soriano, R										1	0	0	0	0	0	0							
Scott Thorman, L OBP: 0.299, SLG: 0.398										0	0	0	0	0	0	0							
Bob Wickman, R										0	0	0	0	0	0	0							
Inning Stats	R: 0 E: 1 K: 0 S: 9	H: 0 LOB: 1 BB: 0 P: 15	R: 0 E: 0 K: 2 S: 9	H: 0 LOB: 0 BB: 0 P: 11	R: 0 E: 0 K: 0 S: 10	H: 1 LOB: 2 BB: 1 P: 15	R: 0 E: 0 K: 1 S: 10	H: 1 LOB: 1 BB: 0 P: 15	R: 0 E: 0 K: 2 S: 13	H: 2 LOB: 2 BB: 0 P: 20	R: 4 E: 0 K: 1 S: 21	H: 4 LOB: 1 BB: 1 P: 35	R: 0 E: 0 K: 0 S: 13	H: 1 LOB: 1 BB: 0 P: 18	R: 0 E: 0 K: 0 S: 6	H: 1 LOB: 0 BB: 0 P: 11	R: 1 E: 1 K: 0 S: 5	H: 1 LOB: 2 BB: 1 P: 12	1B: 7 2B: 3 3B: 0 HR: 1	SF: 0 SAC: 3 DP: 1 HBP: 0	WP: 0 PB: 0 SB: 0 CS: 0	PA: 39	
PITCHER	IP	WLS	BF	H	R	ER	SO	BB	IBB	HBP	BLK	WP	HR	S	P	ERA	WHIP						
32 Kevin Correia, R ERA: 3.84	4.1		19	4	0	0	3	1	0	0	0	0	0	45	66	0.00	1.154						
Jack Taschner, L ERA: 5.39	0.2		4	2	2	2	2	0	0	0	0	0	1	12	21	27.00	3.000						
Scott Atchison, R ERA: 2.79	2.0	B	10	3	2	2	1	1	0	0	0	0	0	28	42	9.00	2.000						
41 Brad Hennessey, R ERA: 3.14	1.0		3	1	0	0	0	0	0	0	0	0	0	6	11	0.00	1.000						
Steve Kline, L ERA: 4.7	0.0	L	2	0	1	1	0	1	0	0	0	0	0	3	7	∞	∞						
23 Randy Messenger, R	0.0																						

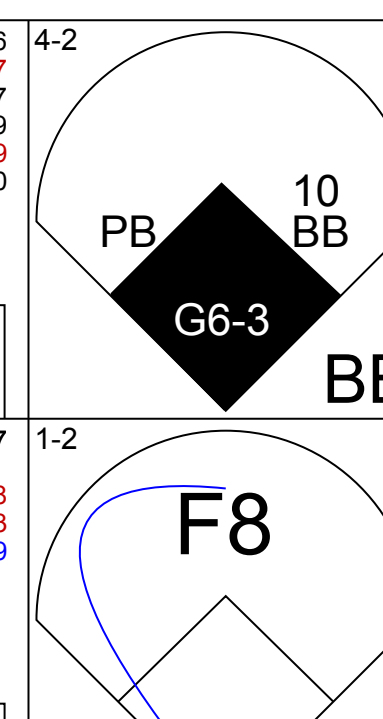

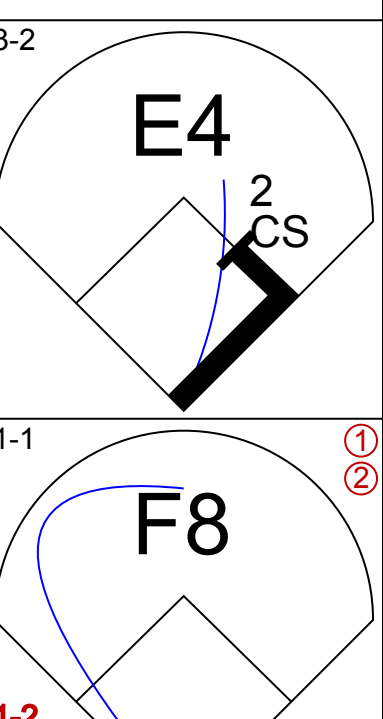


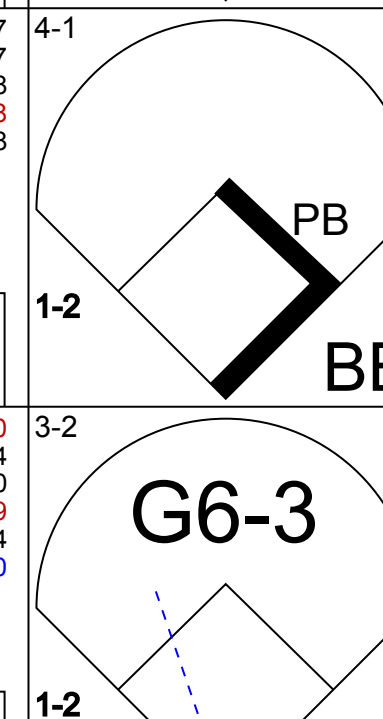
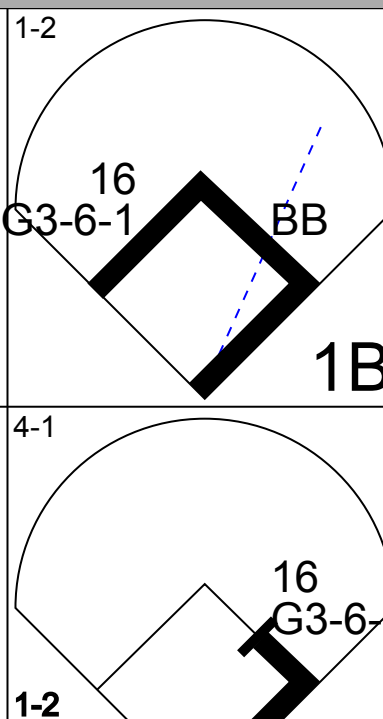
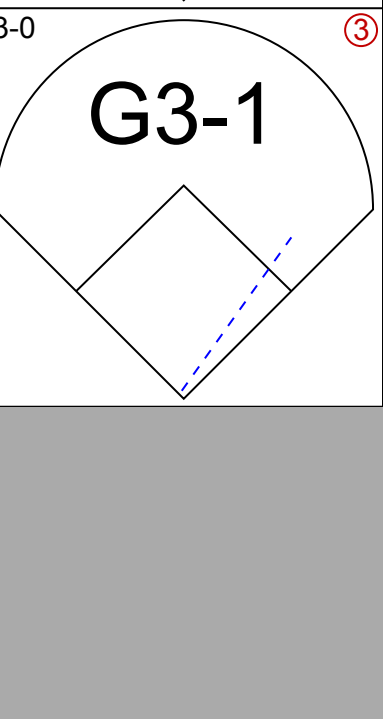
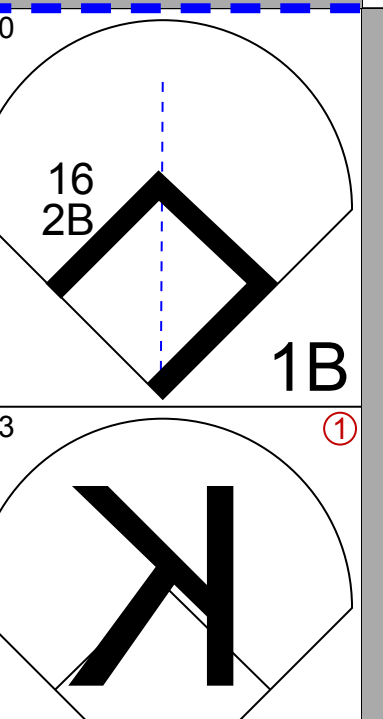

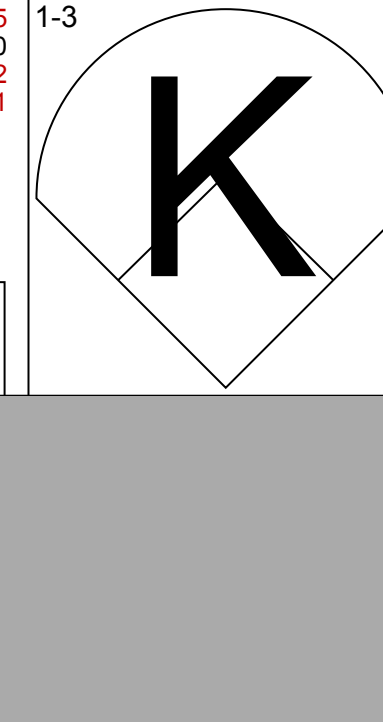
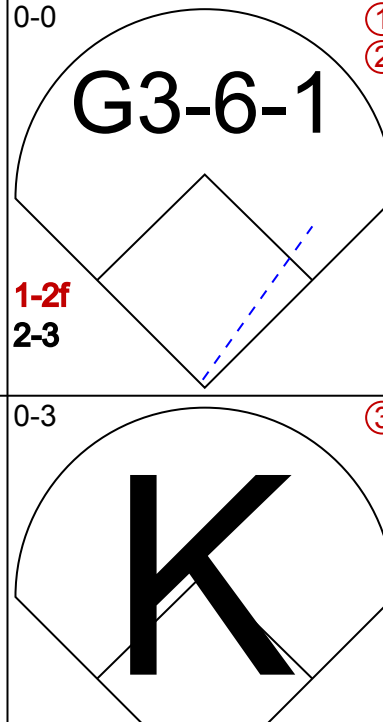

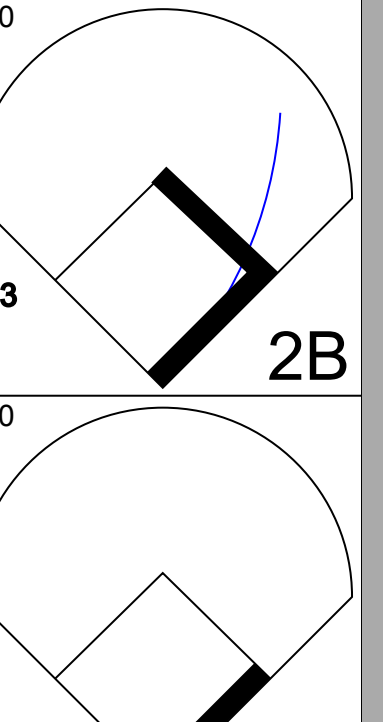




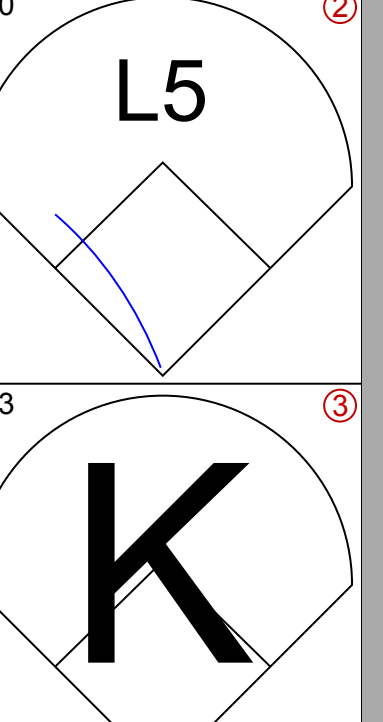



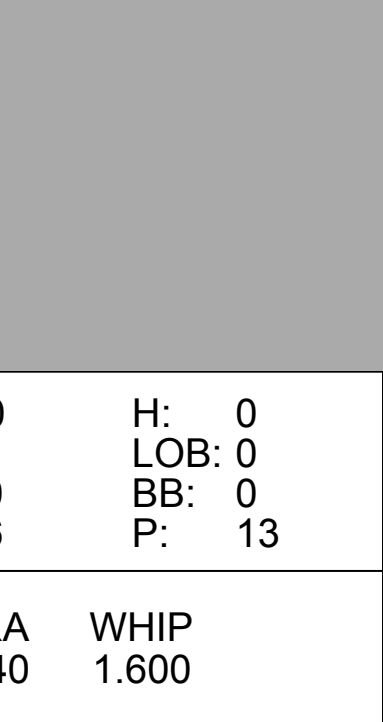
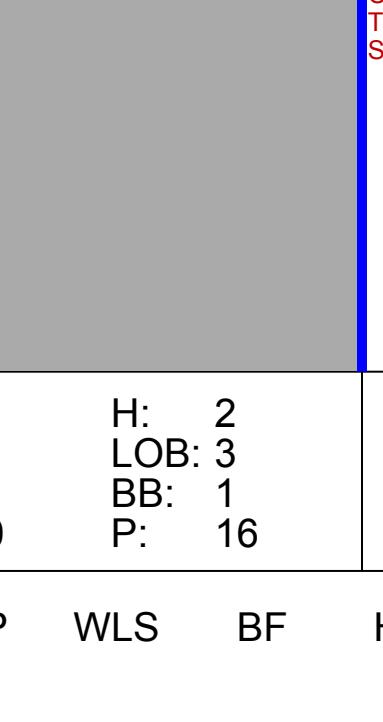



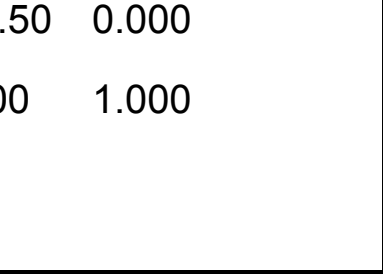


San Francisco Giants @ Atlanta Braves
Turner Field, Atlanta, GA
Tue Aug 14 2007, 7:35 PM EDT
Att: 36,186 - Clear - 96 F

AB 33
R 5
H 11
RBI 5
BB 3
SO 6
LOB 16

livebaseballscorecards.com

Braves

Batter	1	2	3	4	5	6	7	8	9	AB	R	H	RBI	BB	SO	LOB	TOP					
Rajai Davis, R (1, 8) 31 Vinnie Chulk, R (7, 1) 1 Bengie Molina, R (9, PH) OBP: 0.290, SLG: 0.411										3	0	1	1	0	1	1	San Francisco Giants @ Atlanta Braves Turner Field, Atlanta, GA Wed Aug 15 2007, 7:35 PM EDT Att: 33,841 - Partly Cloudy - 96 F					
13 Omar Vizquel, S (1, 6) OBP: 0.302, SLG: 0.305										5	0	0	1	0	1	4						
2 Randy Winn, S (1, 9) OBP: 0.339, SLG: 0.406										4	0	1	0	0	0	2						
Barry Bonds, L (1, 7) OBP: 0.495, SLG: 0.589										4	1	1	1	0	0	1						
Ryan Klesko, L (1, 3) 40 Daniel Ortmeier, S (4, 3) OBP: 0.358, SLG: 0.430 OBP: 0.289, SLG: 0.493										2	0	0	0	0	1	0						
Ray Durham, S (1, 4) OBP: 0.303, SLG: 0.356										3	0	1	0	1	0	1						
Pedro Feliz, R (1, 5) OBP: 0.294, SLG: 0.423										4	0	1	0	0	0	2						
39 Guillermo Rodriguez, R (1, 2) OBP: 0.348, SLG: 0.316										3	1	1	0	1	2	2						
48 Russ Ortiz, R (1, 1) Scott Atchison, R (6, 1) Jack Taschner, L (6, 1) 10 Dave Roberts, L (7, PH) OBP: 0.334, SLG: 0.371										1	0	0	0	0	0	0						
Inning Stats	R: 0 E: 0 K: 1 S: 7	H: 1 LOB: 1 BB: 0 P: 11	R: 0 E: 0 K: 1 S: 11	H: 1 LOB: 1 BB: 0 P: 17	R: 0 E: 0 K: 0 S: 5	H: 0 LOB: 1 BB: 0 P: 11	R: 0 E: 0 K: 1 S: 6	H: 0 LOB: 1 BB: 1 P: 15	R: 1 E: 0 K: 1 S: 12	H: 2 LOB: 1 BB: 0 P: 13	R: 1 E: 0 K: 1 S: 10	H: 2 LOB: 1 BB: 0 P: 12	R: 1 E: 0 K: 0 S: 8	H: 1 LOB: 0 BB: 0 P: 10	R: 0 E: 0 K: 0 S: 4	H: 1 LOB: 0 BB: 0 P: 5		R: 0 E: 0 K: 0 S: 10	H: 1 LOB: 2 BB: 1 P: 19	1B: 6 2B: 1 3B: 1 HR: 1	SF: 0 SAC: 1 DP: 1 HBP: 1	WP: 0 PB: 0 SB: 1 CS: 0
PITCHER	IP WLS BF H R ER SO BB IBB HBP BLK WP HR S P ERA WHIP																					
15 Tim Hudson, R (1, 1) ERA: 3.02	8.0 W 33 8 3 3 5 1 0 1 2 0 1 63 94 3.38 1.125																					
Bob Wickman, R (9, 1) ERA: 3.83	1.0 S 5 1 0 0 0 1 0 0 0 0 0 10 19 0.00 2.000																					

Batter	1	2	3	4	5	6	7	8	9	AB	R	H	RBI	BB	SO	LOB	BOTTOM			
Willie Harris, L (1, 7) OBP: 0.403, SLG: 0.449										3	1	1	1	1	0	0	San Francisco Giants @ Atlanta Braves Turner Field, Atlanta, GA Wed Aug 15 2007, 7:35 PM EDT Att: 33,841 - Partly Cloudy - 96 F			
2 Kelly Johnson, L (1, 4) OBP: 0.389, SLG: 0.488										5	0	0	0	0	1	5				
10 Chipper Jones, S (1, 5) OBP: 0.428, SLG: 0.594										3	0	2	0	1	0	0				
Mark Teixeira, S (1, 3) OBP: 0.390, SLG: 0.540										2	1	0	1	2	1	2				
16 Brian McCann, L (1, 2) OBP: 0.324, SLG: 0.452										3	1	1	0	0	1	3				
7 Jeff Francoeur, R (1, 9) OBP: 0.351, SLG: 0.462										2	2	1	0	2	1	1				
Andruw Jones, R (1, 8) OBP: 0.308, SLG: 0.412										4	1	1	2	0	1	4				
19 Yunel Escobar, R (1, 6) OBP: 0.361, SLG: 0.402										4	0	0	0	0	2	5				
15 Tim Hudson, R (1, 1) Scott Thorman, L (8, PH) Bob Wickman, R (9, 1) ERA: 5.2 ERA: 4.5 ERA: 5.27										3	0	2	1	0	0	0				
Inning Stats	R: 1 E: 0 K: 1 S: 12	H: 0 LOB: 1 BB: 2 P: 25	R: 1 E: 0 K: 2 S: 15	H: 2 LOB: 2 BB: 1 P: 27	R: 0 E: 0 K: 1 S: 8	H: 1 LOB: 1 BB: 1 P: 13	R: 0 E: 0 K: 0 S: 5	H: 0 LOB: 0 BB: 0 P: 10	R: 0 E: 1 K: 0 S: 6	H: 0 LOB: 0 BB: 0 P: 13	R: 4 E: 0 K: 0 S: 12	H: 3 LOB: 1 BB: 1 P: 25	R: 0 E: 0 K: 2 S: 10	H: 2 LOB: 3 BB: 1 P: 16	R: 0 E: 0 K: 2 S: 11	H: 0 LOB: 0 BB: 0 P: 15		1B: 5 2B: 3 3B: 0 HR: 0	SF: 1 SAC: 0 DP: 1 HBP: 1	WP: 1 PB: 1 SB: 1 CS: 1
PITCHER	IP WLS BF H R ER SO BB IBB HBP BLK WP HR S P ERA WHIP																			
48 Russ Ortiz, R (1, 1) ERA: 5.2	5.0 L 23 3 4 3 4 5 0 0 0 0 1 0 7 10 27.00 9.000																			
Scott Atchison, R (6, 1) ERA: 4.5	0.1 4 3 1 1 0 0 0 0 0 0 1 0 7 10 27.00 9.000																			
Jack Taschner, L (6, 1) ERA: 5.27	0.2 2 0 1 1 0 0 0 0 0 0 0 0 4 8 13.50 0.000																			
31 Vinnie Chulk, R (7, 1) ERA: 3.78	2.0 9 2 0 0 4 0 1 0 0 0 0 0 21 31 0.00 1.000																			

Batter	1	2	3	4	5	6	7	8	9	AB	R	H	RBI	BB	SO	LOB	TOP		
Rajai Davis, R OBP: 0.423, SLG: 0.468 (1, 8)	F9	P2			SF9	P4			FC6-4	5	1	2	0	0	0	2	San Francisco Giants @ Atlanta Braves Turner Field, Atlanta, GA Thu Aug 16 2007, 7:35 PM EDT Att: 36,419 - Partly Cloudy - 95 F		
10 Dave Roberts, L OBP: 0.335, SLG: 0.371 (1, 7)	HR		P4		G1-3				FC6-4	5	2	2	0	0	0	2			
2 Randy Winn, S OBP: 0.292, SLG: 0.413 (1, 9)	HR				SF9				G4-3	2	2	1	2	2	0	1			
1 Bengie Molina, R OBP: 0.292, SLG: 0.420 (1, 2)	HR		F7							3	1	2	4	0	0	0			
Ray Durham, S OBP: 0.302, SLG: 0.354 (1, 4)	F9		K							3	0	0	0	1	1	0			
Pedro Feliz, R OBP: 0.294, SLG: 0.422 (1, 5)	G6-3				G6-3				G5-4-3	4	1	1	0	0	0	2			
40 Daniel Ortmeier, S OBP: 0.300, SLG: 0.545 (1, 3)		HR			F8				G5-3	4	1	2	1	0	0	0			
19 Kevin Frandsen, R OBP: 0.280, SLG: 0.291 (1, 6)		F9			HR				G6-3	3	1	1	1	1	0	0			
55 Tim Lincecum, L OBP: 0.135, SLG: 0.114 (1, 1)			K						G5-3	2	0	0	0	0	0	2			
Ryan Klesko, L OBP: 0.357, SLG: 0.430 (6, PH)					K					0	0	0	1	0	0	0			
20 Pat Misch, R (6, 1)										1	0	0	0	0	0	0			
38 Brian Wilson, R (9, 1)										0	0	0	0	0	0	0			
Inning Stats	R: 3 H: 2 E: 0 K: 0 S: 11	H: 2 R: 1 ER: 0 LOB: 0 BB: 1 P: 18	R: 1 H: 1 E: 0 K: 1 S: 10	H: 1 R: 0 ER: 0 LOB: 0 BB: 0 P: 18	R: 1 H: 1 E: 0 K: 1 S: 10	H: 1 R: 0 ER: 0 LOB: 0 BB: 0 P: 15	R: 1 H: 2 E: 0 K: 0 S: 9	H: 2 R: 0 ER: 0 LOB: 1 BB: 1 P: 13	R: 1 H: 1 E: 0 K: 0 S: 8	H: 0 R: 0 ER: 0 LOB: 0 BB: 0 P: 8	R: 0 H: 1 E: 0 K: 0 S: 8	H: 1 R: 0 ER: 0 LOB: 0 BB: 0 P: 12	R: 0 H: 0 E: 0 K: 0 S: 5	H: 0 R: 0 ER: 0 LOB: 0 BB: 0 P: 8	R: 0 H: 1 E: 0 K: 0 S: 8	H: 1 R: 0 ER: 0 LOB: 0 BB: 0 P: 12	1B: 5 2B: 2 3B: 0 HR: 4	SF: 3 2B: 2 DP: 2 HBP: 0	WP: 1 PB: 0 CS: 1 PA: 39
PITCHER	IP WLS BF H R ER SO BB IBB HBP BLK WP HR S P ERA WHIP	IP WLS BF H R ER SO BB IBB HBP BLK WP HR S P ERA WHIP	IP WLS BF H R ER SO BB IBB HBP BLK WP HR S P ERA WHIP	IP WLS BF H R ER SO BB IBB HBP BLK WP HR S P ERA WHIP	IP WLS BF H R ER SO BB IBB HBP BLK WP HR S P ERA WHIP	IP WLS BF H R ER SO BB IBB HBP BLK WP HR S P ERA WHIP	IP WLS BF H R ER SO BB IBB HBP BLK WP HR S P ERA WHIP	IP WLS BF H R ER SO BB IBB HBP BLK WP HR S P ERA WHIP	IP WLS BF H R ER SO BB IBB HBP BLK WP HR S P ERA WHIP	IP WLS BF H R ER SO BB IBB HBP BLK WP HR S P ERA WHIP	IP WLS BF H R ER SO BB IBB HBP BLK WP HR S P ERA WHIP	IP WLS BF H R ER SO BB IBB HBP BLK WP HR S P ERA WHIP	IP WLS BF H R ER SO BB IBB HBP BLK WP HR S P ERA WHIP	IP WLS BF H R ER SO BB IBB HBP BLK WP HR S P ERA WHIP	IP WLS BF H R ER SO BB IBB HBP BLK WP HR S P ERA WHIP	IP WLS BF H R ER SO BB IBB HBP BLK WP HR S P ERA WHIP	IP WLS BF H R ER SO BB IBB HBP BLK WP HR S P ERA WHIP	IP WLS BF H R ER SO BB IBB HBP BLK WP HR S P ERA WHIP	IP WLS BF H R ER SO BB IBB HBP BLK WP HR S P ERA WHIP
36 Chuck James, L ERA: 4.22 (1, 1)	3.2	L	17	5	6	6	2	1	0	0	0	0	0	0	4	36	57	14.73	1.636
Tyler Yates, R ERA: 5.12 (4, 1)	0.1		1	0	0	0	1	0	0	0	0	0	0	0	4	7	0.00	0.000	
Oscar Villarreal, R ERA: 3.69 (5, 1)	2.1		14	5	3	2	0	2	1	0	0	0	1	0	21	41	7.71	3.000	
46 Manny Acosta, R ERA: (7, 1)	1.2		4	0	0	0	0	0	0	0	0	0	0	0	7	12	0.00	0.000	
58 Peter Moylan, R ERA: 1.92 (9, 1)	1.0		3	1	0	0	0	0	0	0	0	0	0	0	8	12	0.00	1.000	

Batter	1	2	3	4	5	6	7	8	9	AB	R	H	RBI	BB	SO	LOB	BOTTOM				
Willie Harris, L OBP: 0.401, SLG: 0.453 (1, 7)	10 WP	G3			G1-3			F7		4	1	1	0	0	0	1	San Francisco Giants @ Atlanta Braves Turner Field, Atlanta, GA Thu Aug 16 2007, 7:35 PM EDT Att: 36,419 - Partly Cloudy - 95 F				
2 Kelly Johnson, L OBP: 0.389, SLG: 0.485 (1, 4)	10 WP				G4-3			G5-3		2	1	0	0	1	0	0					
Chris Woodward, R OBP: 0.248, SLG: 0.298 (8, PH)	10 WP									1	0	0	0	0	0	0					
10 Chipper Jones, S OBP: 0.427, SLG: 0.590 (1, 5)	FC3-6				G6-3			F7		4	0	1	0	0	0	0					
Mark Teixeira, S OBP: 0.389, SLG: 0.536 (1, 3)	FC3-6				K			G1-4-3		4	0	1	1	0	1	1					
16 Brian McCann, L OBP: 0.324, SLG: 0.454 (1, 2)	F8									3	1	1	0	0	0	1					
46 Manny Acosta, R (7, 1)	F8				1B			F9		0	0	0	0	0	0	0					
58 Peter Moylan, R (9, 1)					19 SF8					0	0	0	0	0	0	0					
23 Matt Diaz, R OBP: 0.372, SLG: 0.504 (8, PH)										1	0	0	0	0	1	1					
7 Jeff Francoeur, R OBP: 0.348, SLG: 0.458 (1, 9)	K				L4			G5-3		4	0	0	0	0	1	3					
Andrew Jones, R OBP: 0.310, SLG: 0.413 (1, 8)								F8		4	0	2	0	0	0	1					
19 Yunel Escobar, R OBP: 0.356, SLG: 0.398 (1, 6)	F8				SF8			F8		2	0	0	1	0	0	1					
36 Chuck James, L OBP: 0.178, SLG: 0.163 (1, 1)										1	0	0	0	0	1	1					
Tyler Yates, R (4, 1)										0	0	0	0	0	0	0					
Scott Thorman, L OBP: 0.257, SLG: 0.395 (4, PH)										1	0	0	0	0	1	1					
Oscar Villarreal, L OBP: 0.250, SLG: 0.250 (5, 1)										0	0	0	0	0	0	0					
Corky Miller, R OBP: 0.290, SLG: 0.429 (7, 2)										1	0	0	0	0	0	0					
Inning Stats	R: 2 H: 2 E: 0 K: 1 S: 19	H: 2 R: 0 ER: 0 LOB: 1 BB: 1 P: 35	R: 0 H: 1 E: 0 K: 1 S: 7	H: 1 R: 0 ER: 0 LOB: 0 BB: 0 P: 14	R: 0 H: 0 E: 0 K: 1 S: 6	H: 0 R: 0 ER: 0 LOB: 0 BB: 0 P: 11	R: 1 H: 2 E: 0 K: 1 S: 10	H: 2 R: 0 ER: 0 LOB: 0 BB: 0 P: 14	R: 0 H: 0 E: 0 K: 0 S: 10	H: 0 R: 0 ER: 0 LOB: 0 BB: 0 P: 15	R: 0 H: 0 E: 0 K: 0 S: 5	H: 0 R: 0 ER: 0 LOB: 0 BB: 0 P: 8	R: 0 H: 0 E: 0 K: 0 S: 4	H: 0 R: 0 ER: 0 LOB: 0 BB: 0 P: 5	R: 0 H: 0 E: 0 K: 0 S: 6	H: 0 R: 0 ER: 0 LOB: 0 BB: 0 P: 11	R: 0 H: 1 E: 0 K: 1 S: 13	H: 1 R: 0 ER: 0 LOB: 0 BB: 0 P: 17	1B: 4 2B: 1 3B: 1 HR: 0	SF: 1 2B: 1 DP: 0 HBP: 0	WP: 1 PB: 0 CS: 0 PA: 34
PITCHER	IP WLS BF H R ER SO BB IBB HBP BLK WP HR S P ERA WHIP	IP WLS BF H R ER SO BB IBB HBP BLK WP HR S P ERA WHIP	IP WLS BF H R ER SO BB IBB HBP BLK WP HR S P ERA WHIP	IP WLS BF H R ER SO BB IBB HBP BLK WP HR S P ERA WHIP	IP WLS BF H R ER SO BB IBB HBP BLK WP HR S P ERA WHIP	IP WLS BF H R ER SO BB IBB HBP BLK WP HR S P ERA WHIP	IP WLS BF H R ER SO BB IBB HBP BLK WP HR S P ERA WHIP	IP WLS BF H R ER SO BB IBB HBP BLK WP HR S P ERA WHIP	IP WLS BF H R ER SO BB IBB HBP BLK WP HR S P ERA WHIP	IP WLS BF H R ER SO BB IBB HBP BLK WP HR S P ERA WHIP	IP WLS BF H R ER SO BB IBB HBP BLK WP HR S P ERA WHIP	IP WLS BF H R ER SO BB IBB HBP BLK WP HR S P ERA WHIP	IP WLS BF H R ER SO BB IBB HBP BLK WP HR S P ERA WHIP	IP WLS BF H R ER SO BB IBB HBP BLK WP HR S P ERA WHIP	IP WLS BF H R ER SO BB IBB HBP BLK WP HR S P ERA WHIP	IP WLS BF H R ER SO BB IBB HBP BLK WP HR S P ERA WHIP	IP WLS BF H R ER SO BB IBB HBP BLK WP HR S P ERA WHIP	IP WLS BF H R ER SO BB IBB HBP BLK WP HR S P ERA WHIP	IP WLS BF H R ER SO BB IBB HBP BLK WP HR S P ERA WHIP		
55 Tim Lincecum, R ERA: 3.95 (1, 1)	5.0	W	21	5	3	3	4	1	0	0	0	0	0	0	0	0	0	5.40	1.200		
20 Pat Misch, L ERA: 3.92 (6, 1)	3.0	H	9	0	0	0	0	0	0	0	0	0	0	0	15	24	0.00	0.000			
38 Brian Wilson, R ERA: (9, 1)	1.0		4	1	0	0	1	0	0	0	0	0	0	0	13	17	0.00	1.000			



Batter	1	2	3	4	5	6	7	8	9	AB	R	H	RBI	BB	SO	LOB	TOP							
24 Chris Young, R OBP: 0.291, SLG: 0.468										5	2	3	2	0	1	1	Arizona Diamondbacks @ Atlanta Braves Turner Field, Atlanta, GA Fri Aug 17 2007, 7:35 PM EDT Att: 33,248 - Cloudy - 82 F							
1 Orlando Hudson, S OBP: 0.375, SLG: 0.432										4	0	0	0	0	0	2								
22 Eric Byrnes, R OBP: 0.367, SLG: 0.492										4	0	1	0	1	1	1								
34 Conor Jackson, R Tony Clark, S OBP: 0.361, SLG: 0.428 OBP: 0.297, SLG: 0.473										4	1	2	0	0	0	3								
27 Mark Reynolds, R OBP: 0.333, SLG: 0.508										4	1	2	2	0	1	1								
19 Chris Snyder, R OBP: 0.308, SLG: 0.443										3	0	0	0	0	0	0								
10 Justin Upton, R OBP: 0.308, SLG: 0.500										4	0	0	0	0	1	1								
6 Stephen Drew, L OBP: 0.299, SLG: 0.358										3	0	0	0	1	0	0								
17 Brandon Webb, R OBP: 0.055, SLG: 0.073										4	0	1	0	0	2	2								
Inning Stats	R: 0 E: 0 K: 1 S: 12	H: 1 LOB: 1 BB: 0 P: 18	R: 0 E: 0 K: 1 S: 9	H: 1 LOB: 2 BB: 1 P: 14	R: 1 E: 0 K: 1 S: 12	H: 2 LOB: 1 BB: 0 P: 13	R: 0 E: 0 K: 0 S: 5	H: 0 LOB: 0 BB: 0 P: 10	R: 0 E: 0 K: 0 S: 7	H: 1 LOB: 2 BB: 1 P: 15	R: 0 E: 0 K: 0 S: 4	H: 0 LOB: 0 BB: 0 P: 5	R: 0 E: 0 K: 0 S: 10	H: 1 LOB: 1 BB: 0 P: 15	R: 2 E: 0 K: 1 S: 12	H: 2 LOB: 0 BB: 0 P: 20	R: 1 E: 0 K: 2 S: 9	H: 1 LOB: 1 BB: 0 P: 15	1B: 5 2B: 1 3B: 0 HR: 3	SF: 0 SAC: 1 DP: 0 HBP: 1	WP: 0 PB: 0 CS: 1	PA: 39		
PITCHER	IP WLS BF H R ER SO BB IBB HBP BLK WP HR S P ERA WHIP	IP WLS BF H R ER SO BB IBB HBP BLK WP HR S P ERA WHIP	IP WLS BF H R ER SO BB IBB HBP BLK WP HR S P ERA WHIP	IP WLS BF H R ER SO BB IBB HBP BLK WP HR S P ERA WHIP	IP WLS BF H R ER SO BB IBB HBP BLK WP HR S P ERA WHIP	IP WLS BF H R ER SO BB IBB HBP BLK WP HR S P ERA WHIP	IP WLS BF H R ER SO BB IBB HBP BLK WP HR S P ERA WHIP	IP WLS BF H R ER SO BB IBB HBP BLK WP HR S P ERA WHIP	IP WLS BF H R ER SO BB IBB HBP BLK WP HR S P ERA WHIP	IP WLS BF H R ER SO BB IBB HBP BLK WP HR S P ERA WHIP	IP WLS BF H R ER SO BB IBB HBP BLK WP HR S P ERA WHIP	IP WLS BF H R ER SO BB IBB HBP BLK WP HR S P ERA WHIP	IP WLS BF H R ER SO BB IBB HBP BLK WP HR S P ERA WHIP	IP WLS BF H R ER SO BB IBB HBP BLK WP HR S P ERA WHIP	IP WLS BF H R ER SO BB IBB HBP BLK WP HR S P ERA WHIP	IP WLS BF H R ER SO BB IBB HBP BLK WP HR S P ERA WHIP	IP WLS BF H R ER SO BB IBB HBP BLK WP HR S P ERA WHIP	IP WLS BF H R ER SO BB IBB HBP BLK WP HR S P ERA WHIP	IP WLS BF H R ER SO BB IBB HBP BLK WP HR S P ERA WHIP	IP WLS BF H R ER SO BB IBB HBP BLK WP HR S P ERA WHIP	IP WLS BF H R ER SO BB IBB HBP BLK WP HR S P ERA WHIP	IP WLS BF H R ER SO BB IBB HBP BLK WP HR S P ERA WHIP	IP WLS BF H R ER SO BB IBB HBP BLK WP HR S P ERA WHIP	IP WLS BF H R ER SO BB IBB HBP BLK WP HR S P ERA WHIP

AB	35
R	4
H	9
RBI	4
BB	2
SO	6
LOB	11



Batter	1	2	3	4	5	6	7	8	9	AB	R	H	RBI	BB	SO	LOB	BOTTOM							
Willie Harris, L OBP: 0.395, SLG: 0.447										4	0	0	0	0	1	0	Arizona Diamondbacks @ Atlanta Braves Turner Field, Atlanta, GA Fri Aug 17 2007, 7:35 PM EDT Att: 33,248 - Cloudy - 82 F							
2 Kelly Johnson, L OBP: 0.388, SLG: 0.485									4	0	1	0	0	1	0									
10 Chipper Jones, S OBP: 0.424, SLG: 0.586									3	0	0	0	0	1	1									
Mark Teixeira, S OBP: 0.389, SLG: 0.533										2	0	0	0	1	0	1								
16 Brian McCann, L OBP: 0.322, SLG: 0.450										3	0	0	0	0	0	1								
7 Jeff Francoeur, R OBP: 0.348, SLG: 0.458										3	0	1	0	0	1	0								
Andruw Jones, R OBP: 0.308, SLG: 0.410										3	0	0	0	0	0	1								
19 Yunel Escobar, R OBP: 0.351, SLG: 0.392									3	0	0	0	0	0	0									
Lance Cormier, R 58 Peter Moylan, R Tyler Yates, R 23 Matt Diaz, R OBP: 0.371, SLG: 0.502									2	0	0	0	0	0	0	0								
Inning Stats	R: 0 E: 0 K: 1 S: 8	H: 0 LOB: 0 BB: 0 P: 10	R: 0 E: 0 K: 0 S: 11	H: 0 LOB: 0 BB: 0 P: 15	R: 0 E: 0 K: 0 S: 6	H: 0 LOB: 0 BB: 0 P: 7	R: 0 E: 0 K: 2 S: 14	H: 1 LOB: 1 BB: 0 P: 18	R: 0 E: 0 K: 0 S: 5	H: 1 LOB: 0 BB: 0 P: 6	R: 0 E: 0 K: 1 S: 6	H: 0 LOB: 0 BB: 0 P: 10	R: 0 E: 0 K: 0 S: 8	H: 0 LOB: 1 BB: 1 P: 15	R: 0 E: 0 K: 1 S: 9	H: 0 LOB: 0 BB: 0 P: 13	R: 0 E: 0 K: 1 S: 6	H: 0 LOB: 0 BB: 0 P: 8	1B: 1 2B: 1 3B: 0 HR: 0	SF: 0 SAC: 0 DP: 1 HBP: 0	WP: 0 PB: 0 CS: 0	PA: 29		
PITCHER	IP WLS BF H R ER SO BB IBB HBP BLK WP HR S P ERA WHIP	IP WLS BF H R ER SO BB IBB HBP BLK WP HR S P ERA WHIP	IP WLS BF H R ER SO BB IBB HBP BLK WP HR S P ERA WHIP	IP WLS BF H R ER SO BB IBB HBP BLK WP HR S P ERA WHIP	IP WLS BF H R ER SO BB IBB HBP BLK WP HR S P ERA WHIP	IP WLS BF H R ER SO BB IBB HBP BLK WP HR S P ERA WHIP	IP WLS BF H R ER SO BB IBB HBP BLK WP HR S P ERA WHIP	IP WLS BF H R ER SO BB IBB HBP BLK WP HR S P ERA WHIP	IP WLS BF H R ER SO BB IBB HBP BLK WP HR S P ERA WHIP	IP WLS BF H R ER SO BB IBB HBP BLK WP HR S P ERA WHIP	IP WLS BF H R ER SO BB IBB HBP BLK WP HR S P ERA WHIP	IP WLS BF H R ER SO BB IBB HBP BLK WP HR S P ERA WHIP	IP WLS BF H R ER SO BB IBB HBP BLK WP HR S P ERA WHIP	IP WLS BF H R ER SO BB IBB HBP BLK WP HR S P ERA WHIP	IP WLS BF H R ER SO BB IBB HBP BLK WP HR S P ERA WHIP	IP WLS BF H R ER SO BB IBB HBP BLK WP HR S P ERA WHIP	IP WLS BF H R ER SO BB IBB HBP BLK WP HR S P ERA WHIP	IP WLS BF H R ER SO BB IBB HBP BLK WP HR S P ERA WHIP	IP WLS BF H R ER SO BB IBB HBP BLK WP HR S P ERA WHIP	IP WLS BF H R ER SO BB IBB HBP BLK WP HR S P ERA WHIP	IP WLS BF H R ER SO BB IBB HBP BLK WP HR S P ERA WHIP	IP WLS BF H R ER SO BB IBB HBP BLK WP HR S P ERA WHIP	IP WLS BF H R ER SO BB IBB HBP BLK WP HR S P ERA WHIP	IP WLS BF H R ER SO BB IBB HBP BLK WP HR S P ERA WHIP



Batter	1	2	3	4	5	6	7	8	9	AB	R	H	RBI	BB	SO	LOB	TOP			
19 Yunel Escobar, R OBP: 0.350, SLG: 0.408	G4-3	10 1B HR	L8		F8		FC6-4			6	1	2	0	0	0	2	Atlanta Braves @ Cincinnati Reds Great American Ball Park, Cincinnati, OH Mon Aug 20 2007, 7:10 PM EDT Att: 24,477 - Cloudy - 82 F			
23 Matt Diaz, R OBP: 0.375, SLG: 0.510	10 F9 7 1B	F8				10 2B HR		G6-3	F8	6	2	3	0	0	0	2				
10 Chipper Jones, S OBP: 0.421, SLG: 0.587 Willie Harris, L OBP: 0.387, SLG: 0.443	F9	HR						F9	K	4	2	2	0	1	0	1				
Mark Teixeira, S OBP: 0.395, SLG: 0.571	BB 16 HR 1B	HR						G5-3	7 1B 2B	4	4	3	6	1	0	2				
7 Jeff Francoeur, R OBP: 0.349, SLG: 0.468	16 HR 1B	1B						G5-3	HR 1B	5	2	3	2	0	0	2				
Andruw Jones, R OBP: 0.309, SLG: 0.419 58 Peter Moylan, R Tyler Yates, R	16 HR BB	L7						F8	HR	4	2	1	2	1	0	3				
16 Brian McCann, L OBP: 0.326, SLG: 0.457	HR									0	0	0	0	0	0	0				
1 Martin Prado, R OBP: 0.318, SLG: 0.357	G5-3									0	0	0	0	0	0	0				
15 Tim Hudson, R OBP: 0.250, SLG: 0.258 Scott Thorman, L OBP: 0.258, SLG: 0.398 Ron Mahay, L Chris Woodward, R OBP: 0.242, SLG: 0.291	G6-3	F8								3	0	0	0	0	0	1				
Inning Stats	R: 5 E: 0 K: 0 S: 14	H: 3 LOB: 0 BB: 2 P: 29	R: 3 E: 0 K: 0 S: 18	H: 4 LOB: 1 BB: 0 P: 25	R: 0 E: 0 K: 1 S: 12	H: 1 LOB: 0 BB: 0 P: 18	R: 3 E: 0 K: 0 S: 14	H: 2 LOB: 0 BB: 1 P: 26	R: 0 E: 0 K: 0 S: 5	H: 0 LOB: 2 BB: 0 P: 10	R: 0 E: 0 K: 1 S: 9	H: 1 LOB: 1 BB: 0 P: 11	R: 3 E: 0 K: 0 S: 14	H: 3 LOB: 1 BB: 0 P: 21	R: 0 E: 0 K: 1 S: 8	H: 1 LOB: 1 BB: 0 P: 9		1B: 9 2B: 4 3B: 0 HR: 4	SF: 0 SAC: 0 DP: 1 HBP: 1	WP: 0 PB: 0 SB: 0 CS: 0
PITCHER	IP WLS BF H R ER SO BB IBB HBP BLK WP HR S P ERA WHIP																			
50 Phil Dumatrai, L ERA: 14.18	2.0 L 15 7 8 8 0 2 0 0 0 0 0 2 32 54 36.00 4.500																			
Mike Gosling, L ERA: 4.57	3.1 16 5 3 3 1 1 0 0 0 0 0 1 33 57 8.10 1.800																			
38 Gary Majewski, R ERA: 10.32	1.2 6 1 0 0 1 0 0 0 0 0 0 0 11 14 0.00 0.600																			
Eddie Guardado, L ERA: 22.5	1.0 7 3 3 3 0 0 0 1 0 0 0 1 14 21 27.00 3.000																			
Mike Stanton, L ERA: 5.6	1.0 4 1 0 0 1 0 0 0 0 0 0 0 8 9 0.00 1.000																			

AB 44
R 14
H 17
RBI 14
BB 3
SO 3
LOB 16



Batter	1	2	3	4	5	6	7	8	9	AB	R	H	RBI	BB	SO	LOB	BOTTOM			
Josh Hamilton, L OBP: 0.371, SLG: 0.544	F8		L6	G3						5	0	1	1	0	1	0	Atlanta Braves @ Cincinnati Reds Great American Ball Park, Cincinnati, OH Mon Aug 20 2007, 7:10 PM EDT Att: 24,477 - Cloudy - 82 F			
27 Jeff Keppinger, R OBP: 0.452, SLG: 0.545	1B 4 SF7 1B		G5-3 1B 2B							4	3	3	0	1	0	0				
Ken Griffey Jr., L OBP: 0.389, SLG: 0.517 Eddie Guardado, R 30 Norris Hopper, R OBP: 0.356, SLG: 0.374			1B 4 G5-3 BB							3	0	1	0	1	0	1				
4 Brandon Phillips, R OBP: 0.319, SLG: 0.463	SF7		G5-3							4	0	0	1	0	0	5				
Adam Dunn, L OBP: 0.373, SLG: 0.556 Mike Stanton, L	K		1B BB							3	0	1	1	1	1	1				
Scott Hatteberg, L OBP: 0.390, SLG: 0.472 Jorge Cantu, R OBP: 0.288, SLG: 0.237	G4-3		1B							3	0	1	1	0	1	1				
Javier Valentin, S OBP: 0.339, SLG: 0.407			F9							4	0	1	0	0	1	4				
Mark Bellhorn, S OBP: 0.357, SLG: 0.100			37 G6-4-3 BB							3	0	0	0	1	1	0				
50 Phil Dumatrai, R 37 Bobby Livingston, L OBP: 0.320, SLG: 0.292 Mike Gosling, L 38 Gary Majewski, R Jason Ellison, R OBP: 0.278, SLG: 0.283	G6-4-3		G6-3							0	0	0	0	0	0	0				
Inning Stats	R: 1 E: 0 K: 1 S: 11	H: 2 LOB: 1 BB: 0 P: 15	R: 0 E: 0 K: 0 S: 7	H: 1 LOB: 1 BB: 1 P: 12	R: 1 E: 0 K: 0 S: 12	H: 2 LOB: 3 BB: 2 P: 24	R: 0 E: 0 K: 1 S: 7	H: 0 LOB: 0 BB: 0 P: 15	R: 1 E: 0 K: 1 S: 9	H: 2 LOB: 1 BB: 0 P: 15	R: 0 E: 0 K: 1 S: 7	H: 0 LOB: 0 BB: 0 P: 14	R: 0 E: 0 K: 1 S: 9	H: 1 LOB: 0 BB: 0 P: 11	R: 1 E: 0 K: 0 S: 11	H: 2 LOB: 2 BB: 1 P: 21		1B: 6 2B: 4 3B: 0 HR: 0	SF: 1 SAC: 0 DP: 1 HBP: 0	WP: 0 PB: 0 SB: 0 CS: 0
PITCHER	IP WLS BF H R ER SO BB IBB HBP BLK WP HR S P ERA WHIP																			
15 Tim Hudson, R ERA: 3.07	6.0 W 27 7 3 3 4 3 0 0 0 0 0 0 7 51 4.50 1.667																			
Ron Mahay, L ERA: 2.37	1.0 3 0 0 0 1 0 0 0 0 0 0 0 7 14 0.00 0.000																			
58 Peter Moylan, R ERA: 1.87	1.0 4 1 0 0 1 0 0 0 0 0 0 0 9 11 0.00 1.000																			
Tyler Yates, R ERA: 5.26	1.0 6 2 1 1 0 1 0 0 0 0 0 0 11 21 9.00 3.000																			

AB 35
R 4
H 10
RBI 4
BB 4
SO 6
LOB 16



Batter	1	2	3	4	5	6	7	8	9	AB	R	H	RBI	BB	SO	LOB	TOP							
19 Yunel Escobar, R OBP: 0.356, SLG: 0.417										5	1	3	2	0	1	1								
23 Matt Diaz, R OBP: 0.375, SLG: 0.507										5	1	2	0	0	1	2								
10 Chipper Jones, S OBP: 0.419, SLG: 0.582										5	0	1	0	0	0	5								
Mark Teixeira, S OBP: 0.395, SLG: 0.567										4	0	1	1	1	1	1								
Scott Thorman, L OBP: 0.256, SLG: 0.398										5	1	1	0	0	1	4								
7 Jeff Francoeur, R OBP: 0.348, SLG: 0.465										4	1	1	2	0	0	2								
Andruw Jones, R OBP: 0.308, SLG: 0.421										4	2	2	2	0	0	0								
16 Brian McCann, L OBP: 0.328, SLG: 0.468										3	1	1	0	0	1	1								
2 Kelly Johnson, L OBP: 0.388, SLG: 0.486										1	0	0	0	0	1	2								
37 Jo-Jo Reyes, L OBP: 0.337, SLG: 0.333										0	0	0	0	0	0	0								
Oscar Villarreal, R ERA: 4.08										0	0	0	0	0	0	0								
1 Martin Prado, R OBP: 0.341, SLG: 0.349										0	0	0	0	0	0	0								
Ron Mahay, L ERA: 2.68										0	0	0	0	0	0	0								
58 Peter Moylan, R ERA: 1.95										0	0	0	0	0	0	0								
Willie Harris, L ERA: 3.92										0	0	0	0	0	0	0								
39 Rafael Soriano, R ERA: 3.72										0	0	0	0	0	0	0								
Inning Stats	R: 1 E: 0 K: 1 S: 12	H: 3 LOB: 2 BB: 0 P: 19	R: 2 E: 1 K: 2 S: 15	H: 2 LOB: 1 BB: 0 P: 22	R: 0 E: 0 K: 1 S: 6	H: 0 LOB: 0 BB: 0 P: 11	R: 0 E: 0 K: 0 S: 6	H: 0 LOB: 1 BB: 0 P: 10	R: 4 E: 0 K: 0 S: 20	H: 5 LOB: 1 BB: 0 P: 31	R: 0 E: 0 K: 1 S: 6	H: 1 LOB: 0 BB: 0 P: 6	R: 0 E: 0 K: 0 S: 5	H: 0 LOB: 0 BB: 0 P: 6	R: 0 E: 0 K: 1 S: 9	H: 0 LOB: 2 BB: 0 P: 13	R: 0 E: 0 K: 1 S: 10	H: 1 LOB: 2 BB: 1 P: 18	1B: 8 2B: 2 3B: 1 HR: 1	SF: 0 SAC: 1 DP: 1 HBP: 1	WP: 0 PB: 0 SB: 0 CS: 0	PA: 41		
PITCHER	IP WLS BF H R ER SO BB IBB HBP BLK WP HR S P ERA WHIP	IP WLS BF H R ER SO BB IBB HBP BLK WP HR S P ERA WHIP	IP WLS BF H R ER SO BB IBB HBP BLK WP HR S P ERA WHIP	IP WLS BF H R ER SO BB IBB HBP BLK WP HR S P ERA WHIP	IP WLS BF H R ER SO BB IBB HBP BLK WP HR S P ERA WHIP	IP WLS BF H R ER SO BB IBB HBP BLK WP HR S P ERA WHIP	IP WLS BF H R ER SO BB IBB HBP BLK WP HR S P ERA WHIP	IP WLS BF H R ER SO BB IBB HBP BLK WP HR S P ERA WHIP	IP WLS BF H R ER SO BB IBB HBP BLK WP HR S P ERA WHIP	IP WLS BF H R ER SO BB IBB HBP BLK WP HR S P ERA WHIP	IP WLS BF H R ER SO BB IBB HBP BLK WP HR S P ERA WHIP	IP WLS BF H R ER SO BB IBB HBP BLK WP HR S P ERA WHIP	IP WLS BF H R ER SO BB IBB HBP BLK WP HR S P ERA WHIP	IP WLS BF H R ER SO BB IBB HBP BLK WP HR S P ERA WHIP	IP WLS BF H R ER SO BB IBB HBP BLK WP HR S P ERA WHIP	IP WLS BF H R ER SO BB IBB HBP BLK WP HR S P ERA WHIP	IP WLS BF H R ER SO BB IBB HBP BLK WP HR S P ERA WHIP	IP WLS BF H R ER SO BB IBB HBP BLK WP HR S P ERA WHIP	IP WLS BF H R ER SO BB IBB HBP BLK WP HR S P ERA WHIP	IP WLS BF H R ER SO BB IBB HBP BLK WP HR S P ERA WHIP	IP WLS BF H R ER SO BB IBB HBP BLK WP HR S P ERA WHIP	IP WLS BF H R ER SO BB IBB HBP BLK WP HR S P ERA WHIP	IP WLS BF H R ER SO BB IBB HBP BLK WP HR S P ERA WHIP	IP WLS BF H R ER SO BB IBB HBP BLK WP HR S P ERA WHIP

Atlanta Braves @ Cincinnati Reds
Great American Ball Park, Cincinnati, OH
Tue Aug 21 2007, 7:10 PM EDT
Att: 21,039 - Cloudy - 84 F

AB 38
R 7
H 12
RBI 7
BB 1
SO 7
LOB 19



Batter	1	2	3	4	5	6	7	8	9	AB	R	H	RBI	BB	SO	LOB	BOTTOM							
30 Norris Hopper, R OBP: 0.359, SLG: 0.376										4	1	2	0	0	0	0								
27 Jeff Keppinger, R OBP: 0.450, SLG: 0.535										4	1	1	0	0	0	1								
Ken Griffey Jr., L OBP: 0.391, SLG: 0.516										3	1	1	0	2	2									
4 Brandon Phillips, R OBP: 0.322, SLG: 0.470										5	1	3	2	0	1	4								
Adam Dunn, L OBP: 0.377, SLG: 0.559										3	2	2	1	2	1	2								
25 David Weathers, R ERA: 3.53										0	0	0	0	0	0	0								
28 Edwin Encarnación, R OBP: 0.338, SLG: 0.377										4	1	2	2	0	0	2								
Jorge Cantu, R OBP: 0.300, SLG: 0.270										4	0	2	3	0	0	3								
51 Jared Burton, R OBP: 0.371, SLG: 0.544										0	0	0	0	0	0	0								
23 Ryan Jorgensen, R OBP: 0.182, SLG: 0.455										4	0	0	0	0	1	3								
37 Bobby Livingston, L OBP: 0.333, SLG: 0.280										1	1	0	0	1	0	0								
38 Gary Majewski, R ERA: 4.08										0	0	0	0	0	0	0								
Mark Bellhorn, S OBP: 0.333, SLG: 0.091										0	0	0	0	0	0	0								
45 Bill Bray, L ERA: 2.68										0	0	0	0	0	0	0								
58 Peter Moylan, R ERA: 1.95										0	0	0	0	0	0	0								
39 Rafael Soriano, R ERA: 3.72										0	0	0	0	0	0	0								
Inning Stats	R: 0 E: 0 K: 1 S: 10	H: 2 LOB: 1 BB: 0 P: 18	R: 0 E: 0 K: 0 S: 5	H: 0 LOB: 0 BB: 0 P: 7	R: 5 E: 0 K: 0 S: 15	H: 3 LOB: 1 BB: 3 P: 31	R: 0 E: 0 K: 0 S: 5	H: 0 LOB: 0 BB: 0 P: 9	R: 2 E: 0 K: 2 S: 19	H: 4 LOB: 2 BB: 0 P: 30	R: 1 E: 0 K: 0 S: 8	H: 2 LOB: 0 BB: 1 P: 20	R: 0 E: 0 K: 0 S: 8	H: 0 LOB: 0 BB: 0 P: 12	R: 0 E: 0 K: 1 S: 7	H: 2 LOB: 2 BB: 0 P: 9	R: 0 E: 0 K: 1 S: 7	H: 2 LOB: 2 BB: 0 P: 9	1B: 10 2B: 2 3B: 0 HR: 1	SF: 0 SAC: 1 DP: 1 HBP: 2	WP: 1 PB: 0 SB: 0 CS: 0	PA: 42		
PITCHER	IP WLS BF H R ER SO BB IBB HBP BLK WP HR S P ERA WHIP	IP WLS BF H R ER SO BB IBB HBP BLK WP HR S P ERA WHIP	IP WLS BF H R ER SO BB IBB HBP BLK WP HR S P ERA WHIP	IP WLS BF H R ER SO BB IBB HBP BLK WP HR S P ERA WHIP	IP WLS BF H R ER SO BB IBB HBP BLK WP HR S P ERA WHIP	IP WLS BF H R ER SO BB IBB HBP BLK WP HR S P ERA WHIP	IP WLS BF H R ER SO BB IBB HBP BLK WP HR S P ERA WHIP	IP WLS BF H R ER SO BB IBB HBP BLK WP HR S P ERA WHIP	IP WLS BF H R ER SO BB IBB HBP BLK WP HR S P ERA WHIP	IP WLS BF H R ER SO BB IBB HBP BLK WP HR S P ERA WHIP	IP WLS BF H R ER SO BB IBB HBP BLK WP HR S P ERA WHIP	IP WLS BF H R ER SO BB IBB HBP BLK WP HR S P ERA WHIP	IP WLS BF H R ER SO BB IBB HBP BLK WP HR S P ERA WHIP	IP WLS BF H R ER SO BB IBB HBP BLK WP HR S P ERA WHIP	IP WLS BF H R ER SO BB IBB HBP BLK WP HR S P ERA WHIP	IP WLS BF H R ER SO BB IBB HBP BLK WP HR S P ERA WHIP	IP WLS BF H R ER SO BB IBB HBP BLK WP HR S P ERA WHIP	IP WLS BF H R ER SO BB IBB HBP BLK WP HR S P ERA WHIP	IP WLS BF H R ER SO BB IBB HBP BLK WP HR S P ERA WHIP	IP WLS BF H R ER SO BB IBB HBP BLK WP HR S P ERA WHIP	IP WLS BF H R ER SO BB IBB HBP BLK WP HR S P ERA WHIP	IP WLS BF H R ER SO BB IBB HBP BLK WP HR S P ERA WHIP	IP WLS BF H R ER SO BB IBB HBP BLK WP HR S P ERA WHIP	IP WLS BF H R ER SO BB IBB HBP BLK WP HR S P ERA WHIP

Atlanta Braves @ Cincinnati Reds
Great American Ball Park, Cincinnati, OH
Tue Aug 21 2007, 7:10 PM EDT
Att: 21,039 - Cloudy - 84 F

AB 34
R 8
H 13
RBI 8
BB 5
SO 4
LOB 19



Batter	1	2	3	4	5	6	7	8	9	10	11	12	AB	R	H	RBI	BB	SO	LOB	TOP				
Wille Harris, L OBP: 0.394, SLG: 0.434														4	2	0	0	2	1	1				
2 Kelly Johnson, L OBP: 0.326, SLG: 0.488 Tyler Yates, R														3	2	1	0	2	0	1				
Bob Wickman, R														0	0	0	0	0	0	0				
10 Chipper Jones, S OBP: 0.422, SLG: 0.596														6	2	3	5	0	0	2				
Mark Teixeira, S OBP: 0.397, SLG: 0.569														5	1	2	2	1	2	1				
16 Brian McCann, L OBP: 0.326, SLG: 0.470 Chris Woodward, R OBP: 0.240, SLG: 0.256 Corky Miller, R OBP: 0.333, SLG: 0.364														5	0	1	0	0	0	3				
7 Jeff Francoeur, R OBP: 0.342, SLG: 0.456														6	0	0	0	0	0	4				
Andrew Jones, R OBP: 0.312, SLG: 0.429														4	0	3	0	1	0	0				
19 Yunel Escobar, R OBP: 0.357, SLG: 0.411														5	0	2	0	0	0	3				
38 Buddy Carlyle, L OBP: 0.376, SLG: 0.563 Ron Mahay, L OBP: 0.373, SLG: 0.557 58 Peter Moylan, R OBP: 0.389, SLG: 0.514 39 Rafael Soriano, R OBP: 0.339, SLG: 0.385 46 Manny Acosta, R OBP: 0.388, SLG: 0.468														5	1	2	3	1	1	1				
27 Jeff Keppinger, R OBP: 0.439, SLG: 0.548														6	1	1	0	0	1	5				
Ken Griffey Jr., L OBP: 0.389, SLG: 0.514														5	0	1	1	1	0	0				
4 Brandon Phillips, R OBP: 0.320, SLG: 0.465														6	2	1	0	0	1	3				
Adam Dunn, L OBP: 0.373, SLG: 0.557														6	1	1	2	0	3	1				
Scott Hatzberg, L OBP: 0.388, SLG: 0.468														5	1	2	1	0	0	0				
Javier Valentin, S OBP: 0.341, SLG: 0.408														4	0	1	0	1	0	0				
28 Edwin Encarnacion, R OBP: 0.339, SLG: 0.385														5	2	2	2	0	0	2				
64 Eduardo Ramirez, S OBP: 0.397, SLG: 0.569 38 Gary Majewski, R ERA: 5.24 Mike Stanton, L ERA: 5.85 45 Bill Bray, L ERA: 1.59 51 Jared Burton, R ERA: 2.54														1	1	0	0	0	0	2				
Inning Stats	R: 1 E: 0 K: 13	H: 1 LOB: 2 BB: 2 P: 24	R: 0 E: 0 K: 7	H: 1 LOB: 0 BB: 11	R: 0 E: 0 K: 4	H: 0 LOB: 0 BB: 7	R: 1 E: 0 K: 7	H: 2 LOB: 1 BB: 10	R: 3 E: 0 K: 13	H: 1 LOB: 0 BB: 27	R: 0 E: 0 K: 8	H: 1 LOB: 1 BB: 15	R: 0 E: 0 K: 6	H: 0 LOB: 0 BB: 7	R: 0 E: 0 K: 10	H: 1 LOB: 1 BB: 19	R: 0 E: 0 K: 12	H: 1 LOB: 3 BB: 14	R: 0 E: 0 K: 11	H: 0 LOB: 0 BB: 15	1B: 8 2B: 4 3B: 0 HR: 2	SF: 0 SAC: 1 DP: 4 HBP: 0	WP: 0 PB: 0 SB: 0 CS: 0	PA: 51
PITCHER	IP WLS BF H R ER SO BB IBB HBP BLK WP HR S P ERA WHIP	54 1.1 4.1 21 5 5 5 1 4 0 0 0 0 0 0 7 10.38 2.077	38 5.1 1.0 5 2 0 0 0 0 0 0 0 0 0 12 0.00 2.000	Mike Stanton, L ERA: 5.85	45 7.1 0.2 3 1 0 0 0 0 0 0 0 0 6 8 0.00 1.500	51 8.1 1.0 3 1 0 0 0 0 0 0 0 0 6 7 0.00 1.000	PITCHER	IP WLS BF H R ER SO BB IBB HBP BLK WP HR S P ERA WHIP	Eddie Guardado, L ERA: 18.0	35 10.1 2.0 8 2 0 0 1 1 0 0 0 0 21 33 0.00 1.500	Mike Gosling, L ERA: 4.5	12.1 1.0 W 3 0 0 0 1 0 0 0 0 0 11 15 0.00 0.000												

Atlanta Braves @ Cincinnati Reds
Great American Ball Park, Cincinnati, OH
Thu Aug 23 2007, 7:10 PM EDT
Att. 22,052 - Clear - 99 F

livebaseballscorecards.com

AB 44
R 7
H 13
RBI 7
BB 6
SO 4
LOB 19

Batter	1	2	3	4	5	6	7	8	9	10	11	12	AB	R	H	RBI	BB	SO	LOB	BOTTOM						
Josh Hamilton, L OBP: 0.376, SLG: 0.563														5	1	2	3	1	1	1						
27 Jeff Keppinger, R OBP: 0.439, SLG: 0.548														6	1	1	0	0	1	5						
Ken Griffey Jr., L OBP: 0.389, SLG: 0.514														5	0	1	1	1	0	0						
4 Brandon Phillips, R OBP: 0.320, SLG: 0.465														6	2	1	0	0	1	3						
Adam Dunn, L OBP: 0.373, SLG: 0.557														6	1	1	2	0	3	1						
Scott Hatzberg, L OBP: 0.388, SLG: 0.468														5	1	2	1	0	0	0						
Javier Valentin, S OBP: 0.341, SLG: 0.408														4	0	1	0	1	0	0						
28 Edwin Encarnacion, R OBP: 0.339, SLG: 0.385														5	2	2	2	0	0	2						
64 Eduardo Ramirez, S OBP: 0.397, SLG: 0.569 38 Gary Majewski, R ERA: 5.24 Mike Stanton, L ERA: 5.85 45 Bill Bray, L ERA: 1.59 51 Jared Burton, R ERA: 2.54														1	1	0	0	0	0	2						
Inning Stats	R: 0 E: 0 K: 8	H: 0 LOB: 0 BB: 0 P: 13	R: 5 E: 0 K: 18	H: 4 LOB: 0 BB: 1 P: 26	R: 0 E: 0 K: 5	H: 0 LOB: 0 BB: 4	R: 0 E: 0 K: 4	H: 0 LOB: 0 BB: 4	R: 1 E: 0 K: 10	H: 2 LOB: 1 BB: 13	R: 0 E: 0 K: 7	H: 0 LOB: 0 BB: 9	R: 0 E: 0 K: 10	H: 0 LOB: 0 BB: 7	R: 0 E: 0 K: 12	H: 1 LOB: 1 BB: 14	R: 0 E: 0 K: 10	H: 0 LOB: 0 BB: 14	R: 0 E: 0 K: 12	H: 2 LOB: 3 BB: 14	R: 2 E: 1 K: 8	H: 1 LOB: 0 BB: 11	1B: 3 2B: 5 3B: 0 HR: 3	SF: 0 SAC: 0 DP: 0 HBP: 0	WP: 0 PB: 0 SB: 1 CS: 0	PA: 50
PITCHER	IP WLS BF H R ER SO BB IBB HBP BLK WP HR S P ERA WHIP	38 6.1 1.0 3 0 0 1 1 0 0 0 0 0 1 13 24 9.00 2.000	Ron Mahay, L ERA: 2.63	58 7.1 0.0 6 1 1 1 0 1 1 0 0 0 1 13 24 9.00 2.000	39 8.1 2.0 7 1 0 0 1 0 0 0 0 0 0 13 19 0.00 0.500	46 10.1 1.0 3 0 0 0 1 0 0 0 0 0 10 14 0.00 0.000	PITCHER	IP WLS BF H R ER SO BB IBB HBP BLK WP HR S P ERA WHIP	Tyler Yates, R ERA: 5.07	11.1 1.0 L 6 2 0 0 1 0 0 0 0 0 0 12 24 0.00 2.000	Bob Wickman, R ERA: 3.92	12.1 0.1 L 3 1 2 1 0 0 0 0 0 0 0 8 11 27.00 3.000														

Atlanta Braves @ Cincinnati Reds
Great American Ball Park, Cincinnati, OH
Thu Aug 23 2007, 7:10 PM EDT
Att. 22,052 - Clear - 99 F

livebaseballscorecards.com

AB 46
R 9
H 11
RBI 9
BB 4
SO 7
LOB 16

Batter	1	2	3	4	5	6	7	8	9	AB	R	H	RBI	BB	SO	LOB	TOP					
Willie Harris, L OBP: 0.386, SLG: 0.438										4	1	1	0	2	0	4						
2 Kelly Johnson, L OBP: 0.392, SLG: 0.487										5	2	1	0	0	1	3						
10 Chipper Jones, S OBP: 0.419, SLG: 0.594										5	1	1	2	0	2	2						
Mark Teixeira, S OBP: 0.397, SLG: 0.566										4	2	1	1	1	0	1						
16 Brian McCann, L OBP: 0.326, SLG: 0.471										5	0	2	2	0	0	0						
7 Jeff Francoeur, R OBP: 0.341, SLG: 0.455										5	0	1	0	0	1	4						
Andruw Jones, R OBP: 0.313, SLG: 0.430										4	0	1	1	1	0	2	AB 39 R 7 H 9 RBI 6 BB 6 SO 6 LOB 23					
19 Yunel Escobar, R OBP: 0.363, SLG: 0.410										3	1	1	0	2	0	1						
29 John Smoltz, R OBP: 0.116, SLG: 0.119										3	0	0	0	0	2	5						
Scott Thorman, L OBP: 0.255, SLG: 0.394										1	0	0	0	0	0	1						
Ron Mahay, L										0	0	0	0	0	0	0						
58 Peter Moylan, R										0	0	0	0	0	0	0						
Inning Stats	R: 0 E: 0 K: 1 S: 9	H: 1 LOB: 1 BB: 0 P: 14	R: 0 E: 1 K: 0 S: 14	H: 0 LOB: 3 BB: 2 P: 25	R: 2 E: 0 K: 0 S: 10	H: 2 LOB: 1 BB: 1 P: 17	R: 5 E: 1 K: 2 S: 21	H: 5 LOB: 3 BB: 2 P: 38	R: 0 E: 0 K: 1 S: 7	H: 0 LOB: 0 BB: 0 P: 7	R: 0 E: 0 K: 0 S: 11	H: 1 LOB: 1 BB: 0 P: 19	R: 0 E: 0 K: 1 S: 11	H: 0 LOB: 1 BB: 1 P: 18	R: 0 E: 1 K: 1 S: 9	H: 0 LOB: 1 BB: 0 P: 15	R: 0 E: 1 K: 0 S: 15	H: 0 LOB: 1 BB: 0 P: 21	1B: 3 2B: 5 3B: 1 HR: 0	SF: 0 SAC: 1 DP: 0 HBP: 0	WP: 2 PB: 1 SB: 0 CS: 0	PA: 46
PITCHER	IP WLS BF H R ER SO BB IBB HBP BLK WP HR S P ERA WHIP																					
Kip Wells, R ERA: 5.41	4.0 L 27 8 7 5 3 4 1 0 0 0 1 0 54 94 11.25 3.000																					
37 Todd Wellemeyer, R ERA: 5.73	1.0 3 0 0 0 1 0 0 0 0 0 0 7 7 0.00 0.000																					
Troy Percival, R ERA: 2.49	2.0 8 1 0 0 1 1 0 0 0 0 0 22 37 0.00 1.000																					
19 Tyler Johnson, L ERA: 4.34	1.0 4 0 0 0 1 0 0 0 0 0 0 9 15 0.00 0.000																					
36 Russ Springer, R ERA: 2.74	1.0 4 0 0 0 0 0 0 0 0 1 0 15 21 0.00 0.000																					

Atlanta Braves @ St. Louis Cardinals
Busch Stadium, St. Louis, MO
Fri Aug 24 2007, 7:10 PM CDT
Att: 44,032 - Cloudy - 73 F

AB 39
R 7
H 9
RBI 6
BB 6
SO 6
LOB 23



Batter	1	2	3	4	5	6	7	8	9	AB	R	H	RBI	BB	SO	LOB	BOTTOM					
David Eckstein, R OBP: 0.342, SLG: 0.354										3	1	1	0	0	0	0						
Troy Percival, R										0	0	0	0	0	0	0						
19 Tyler Johnson, S										0	0	0	0	0	0	0						
24 Rick Ankiel, L OBP: 0.341, SLG: 0.641										1	0	1	0	0	0	0						
36 Russ Springer, R										0	0	0	0	0	0	0						
16 Chris Duncan, L OBP: 0.361, SLG: 0.504										4	0	1	2	0	2	2						
5 Albert Pujols, R OBP: 0.418, SLG: 0.570										4	0	0	0	0	1	3						
Jim Edmonds, L OBP: 0.321, SLG: 0.397										4	0	0	0	0	0	0						
43 Juan Encarnacion, R OBP: 0.322, SLG: 0.438										4	0	0	0	0	2	0						
27 Scott Rolen, R OBP: 0.336, SLG: 0.403										3	0	1	0	1	1	0						
4 Yadier Molina, R OBP: 0.352, SLG: 0.363										4	0	0	0	0	0	2	AB 33 R 2 H 6 RBI 2 BB 1 SO 7 LOB 9					
Kip Wells, R OBP: 0.333, SLG: 0.422										1	1	1	0	0	0	0						
37 Todd Wellemeyer, R OBP: 0.100, SLG: 0.100										0	0	0	0	0	0	0						
Aaron Miles, S OBP: 0.335, SLG: 0.348										2	0	1	0	0	0	0						
13 Brendan Ryan, R OBP: 0.396, SLG: 0.500										3	0	0	0	0	1	2						
Inning Stats	R: 0 E: 0 K: 1 S: 10	H: 0 LOB: 0 BB: 0 P: 14	R: 0 E: 0 K: 2 S: 11	H: 0 LOB: 0 BB: 0 P: 16	R: 2 E: 0 K: 0 S: 11	H: 3 LOB: 1 BB: 0 P: 15	R: 0 E: 0 K: 0 S: 8	H: 1 LOB: 1 BB: 0 P: 11	R: 0 E: 0 K: 1 S: 8	H: 0 LOB: 0 BB: 0 P: 10	R: 0 E: 0 K: 1 S: 7	H: 0 LOB: 0 BB: 0 P: 10	R: 0 E: 0 K: 0 S: 7	H: 0 LOB: 0 BB: 0 P: 12	R: 0 E: 0 K: 1 S: 10	H: 2 LOB: 2 BB: 0 P: 15	R: 0 E: 0 K: 1 S: 7	H: 0 LOB: 1 BB: 1 P: 13	1B: 5 2B: 1 3B: 0 HR: 0	SF: 0 SAC: 0 DP: 0 HBP: 0	WP: 0 PB: 0 SB: 0 CS: 0	PA: 34
PITCHER	IP WLS BF H R ER SO BB IBB HBP BLK WP HR S P ERA WHIP																					
29 John Smoltz, R ERA: 3.01	8.0 W 30 6 2 2 6 0 0 0 0 0 0 72 103 2.25 0.750																					
Ron Mahay, L ERA: 2.6	0.2 3 0 0 0 1 1 0 0 0 0 0 6 12 0.00 1.500																					
58 Peter Moylan, R ERA: 2.04	0.1 1 0 0 0 0 0 0 0 0 0 0 1 1 0.00 0.000																					

Atlanta Braves @ St. Louis Cardinals
Busch Stadium, St. Louis, MO
Fri Aug 24 2007, 7:10 PM CDT
Att: 44,032 - Cloudy - 73 F

AB 33
R 2
H 6
RBI 2
BB 1
SO 7
LOB 9



Batter	1	2	3	4	5	6	7	8	9	AB	R	H	RBI	BB	SO	LOB	TOP							
19 Yunel Escobar, R OBP: 0.366, SLG: 0.419	2-2 2B	0-2 G5-3		1-0 L7	2-1 23 1B WP		2-1 E5 23 E 1B	1-3 K		6	3	2	0	0	1	2								
23 Matt Diaz, R OBP: 0.379, SLG: 0.523	1-2 2B		1-1 10 1B	1-0 HR	1-2 WP 1B		0-1 E6 1B		3-3 K	6	3	4	2	0	1	1								
10 Chipper Jones, S OBP: 0.420, SLG: 0.592 Chris Woodward, R OBP: 0.235, SLG: 0.280	1-1 2B		1-1 1B	0-0 16 HR 7 E 1B	2-3 K		3-3 K		2-0 L9	4	3	3	2	0	1	2								
Mark Teixeira, S OBP: 0.400, SLG: 0.565 Ron Mahay, L	2-3 K		0-0 16 F9 1B	1-1 L5	1-3 K		1-1 K		0-3 K	5	0	2	1	0	2	3								
37 Jo-Jo Reyes, L OBP: 0.250, SLG: 0.250 Oscar Villarreal, L OBP: 0.250, SLG: 0.250			1-3 1B	1-2 3-H			2-1 2H 1B																	
7 Jeff Francoeur, R OBP: 0.339, SLG: 0.452	0-0 2B		2-2 K	2-1 E5 16 HR BB			0-0 F7		2-1 G6-3	5	1	1	1	0	1	5								
Andruw Jones, R OBP: 0.315, SLG: 0.429 Willie Harris, L OBP: 0.378, SLG: 0.425	3-2 F7		2-1 2 WP 1B	4-2 16 HR BB			3-3 K		4-1 2B BB	3	1	1	1	1	1	1								
16 Brian McCann, L OBP: 0.321, SLG: 0.468 Corky Miller, R OBP: 0.308, SLG: 0.333	3-2 L6		2-3 F9	2-0 1B			3-1 F8		1-3 K	4	1	1	4	0	0	3								
2 Kelly Johnson, L OBP: 0.391, SLG: 0.494		2-3 K	4-0 1B	1-2 IBB			2-0 HR		0-1 1B	4	1	2	1	1	1	0								
Lance Cormier, R OBP: 0.253, SLG: 0.390		1-3 K	0-1 P4				0-0 L9		2-3 K	4	0	0	0	0	1	3								
Scott Thorman, L OBP: 0.253, SLG: 0.390										1	0	0	0	0	1	2								
Inning Stats	R: 3 E: 0 K: 1 S: 21	H: 4 LOB: 1 BB: 0 P: 33	R: 0 E: 0 K: 2 S: 9	H: 0 LOB: 0 BB: 0 P: 12	R: 2 E: 0 K: 1 S: 13	H: 4 LOB: 3 BB: 1 P: 23	R: 5 E: 1 K: 0 S: 11	H: 3 LOB: 0 BB: 1 P: 24	R: 1 E: 0 K: 2 S: 12	H: 2 LOB: 1 BB: 0 P: 18	R: 0 E: 0 K: 1 S: 6	H: 0 LOB: 0 BB: 0 P: 12	R: 2 E: 2 K: 1 S: 15	H: 2 LOB: 2 BB: 0 P: 26	R: 0 E: 0 K: 3 S: 12	H: 1 LOB: 2 BB: 1 P: 20	R: 0 E: 0 K: 2 S: 8	H: 0 LOB: 0 BB: 0 P: 13	1B: 8 2B: 5 3B: 0 HR: 3	SF: 0 SAC: 0 DP: 0 HBP: 0	WP: 2 PB: 0 SB: 0 CS: 0	PA: 49		
PITCHER	IP WLS BF H R ER SO BB IBB HBP BLK WP HR S P ERA WHIP	IP WLS BF H R ER SO BB IBB HBP BLK WP HR S P ERA WHIP	IP WLS BF H R ER SO BB IBB HBP BLK WP HR S P ERA WHIP	IP WLS BF H R ER SO BB IBB HBP BLK WP HR S P ERA WHIP	IP WLS BF H R ER SO BB IBB HBP BLK WP HR S P ERA WHIP	IP WLS BF H R ER SO BB IBB HBP BLK WP HR S P ERA WHIP	IP WLS BF H R ER SO BB IBB HBP BLK WP HR S P ERA WHIP	IP WLS BF H R ER SO BB IBB HBP BLK WP HR S P ERA WHIP	IP WLS BF H R ER SO BB IBB HBP BLK WP HR S P ERA WHIP	IP WLS BF H R ER SO BB IBB HBP BLK WP HR S P ERA WHIP	IP WLS BF H R ER SO BB IBB HBP BLK WP HR S P ERA WHIP	IP WLS BF H R ER SO BB IBB HBP BLK WP HR S P ERA WHIP	IP WLS BF H R ER SO BB IBB HBP BLK WP HR S P ERA WHIP	IP WLS BF H R ER SO BB IBB HBP BLK WP HR S P ERA WHIP	IP WLS BF H R ER SO BB IBB HBP BLK WP HR S P ERA WHIP	IP WLS BF H R ER SO BB IBB HBP BLK WP HR S P ERA WHIP	IP WLS BF H R ER SO BB IBB HBP BLK WP HR S P ERA WHIP	IP WLS BF H R ER SO BB IBB HBP BLK WP HR S P ERA WHIP	IP WLS BF H R ER SO BB IBB HBP BLK WP HR S P ERA WHIP	IP WLS BF H R ER SO BB IBB HBP BLK WP HR S P ERA WHIP	IP WLS BF H R ER SO BB IBB HBP BLK WP HR S P ERA WHIP	IP WLS BF H R ER SO BB IBB HBP BLK WP HR S P ERA WHIP	IP WLS BF H R ER SO BB IBB HBP BLK WP HR S P ERA WHIP	IP WLS BF H R ER SO BB IBB HBP BLK WP HR S P ERA WHIP
Scott Olsen, L ERA: 5.6	4.0	2.2	0.1	1.0	1.0	4.0	2.0	1.0	4.0	13.50	3.000	6.75	1.500	0.00	0.000	0.00	2.000	0.00	0.000					
32 Justin Miller, R ERA: 3.55	2.2	0.1	1.0	1.0	1.0	4.0	2.0	1.0	4.0	6.75	1.500	0.00	0.000	0.00	2.000	0.00	0.000	0.00	0.000					
22 Matt Lindstrom, R ERA: 3.31	0.1	1.0	1.0	1.0	1.0	4.0	2.0	1.0	4.0	0.00	0.000	0.00	2.000	0.00	0.000	0.00	0.000	0.00	0.000					
Armando Benitez, R ERA: 4.74	1.0	1.0	1.0	1.0	1.0	4.0	2.0	1.0	4.0	0.00	2.000	0.00	0.000	0.00	0.000	0.00	0.000	0.00	0.000					
Kevin Gregg, R ERA: 3.13	1.0	1.0	1.0	1.0	1.0	4.0	2.0	1.0	4.0	0.00	0.000	0.00	0.000	0.00	0.000	0.00	0.000	0.00	0.000					

Atlanta Braves @ Florida Marlins
Dolphin Stadium, Miami, FL
Mon Aug 27 2007, 7:05 PM EDT
Att: 11,716 - Clear - 88 F

AB 46
R 13
H 16
RBI 12
BB 3
SO 13
LOB 25



Batter	1	2	3	4	5	6	7	8	9	AB	R	H	RBI	BB	SO	LOB	BOTTOM							
2 Hanley Ramirez, R OBP: 0.389, SLG: 0.558	0-1 F9		2-1 G6-3		1-0 6 BB 1B		4-2 6 BB 1B		1-0 L7	4	0	1	0	1	0	1								
6 Dan Uggla, R OBP: 0.324, SLG: 0.488	0-1 1B 14 WP		1-0 HR		4-1 1B BB		0-2 1B BB			3	2	3	1	1	0	0								
Miguel Cabrera, R OBP: 0.397, SLG: 0.585	0-1 G5-3		3-2 F8		2-1 G6-3		0-0 G4-3			4	0	0	0	0	0	5								
Mike Jacobs, L OBP: 0.318, SLG: 0.435	0-0 14 WP 2B		1-0 G4-3				2-0 G4-3		0-0 G3-1	4	0	1	0	0	0	0								
14 Josh Willingham, R OBP: 0.371, SLG: 0.489 Kevin Gregg, R	4-2 27 FC4-6 BB			1-2 K			0-1 2B		3-1 P6	3	0	1	0	1	1	0								
27 Jeremy Hermida, L OBP: 0.367, SLG: 0.480	1-0 FC4-6		0-1 G5-3		2-3 K		2-3 K		0-2 G1-3	4	0	0	0	0	1	3								
Miguel Olivo, R OBP: 0.256, SLG: 0.398		1-0 G6-3		2-1 P3			2-1 G6-3		0-1 G1	4	0	0	0	0	0	1								
7 Alejandro De Aza, L OBP: 0.278, SLG: 0.350		0-3 K			0-2 K				0-0 F8	4	0	0	0	0	2	0								
Scott Olsen, L ERA: 7.95 32 Justin Miller, R ERA: 2.55 Todd Linden, S OBP: 0.235, SLG: 0.230 Armando Benitez, R OBP: 0.208, SLG: 0.258		2-2 K		3-2 G4-3			0-0 G6-3		2-1 1B	1	0	0	0	0	1	0								
Inning Stats	R: 1 E: 0 K: 0 S: 10	H: 2 LOB: 2 BB: 1 P: 15	R: 0 E: 0 K: 2 S: 7	H: 0 LOB: 0 BB: 0 P: 10	R: 1 E: 0 K: 0 S: 9	H: 1 LOB: 0 BB: 0 P: 16	R: 0 E: 0 K: 1 S: 7	H: 0 LOB: 0 BB: 0 P: 10	R: 0 E: 0 K: 1 S: 13	H: 1 LOB: 2 BB: 1 P: 23	R: 0 E: 0 K: 1 S: 8	H: 1 LOB: 1 BB: 0 P: 14	R: 0 E: 0 K: 0 S: 9	H: 1 LOB: 2 BB: 1 P: 13	R: 0 E: 0 K: 0 S: 7	H: 0 LOB: 0 BB: 0 P: 10	R: 0 E: 0 K: 0 S: 6	H: 1 LOB: 1 BB: 0 P: 9	1B: 4 2B: 2 3B: 0 HR: 1	SF: 0 SAC: 0 DP: 0 HBP: 0	WP: 1 PB: 0 SB: 0 CS: 0	PA: 37		
PITCHER	IP WLS BF H R ER SO BB IBB HBP BLK WP HR S P ERA WHIP	IP WLS BF H R ER SO BB IBB HBP BLK WP HR S P ERA WHIP	IP WLS BF H R ER SO BB IBB HBP BLK WP HR S P ERA WHIP	IP WLS BF H R ER SO BB IBB HBP BLK WP HR S P ERA WHIP	IP WLS BF H R ER SO BB IBB HBP BLK WP HR S P ERA WHIP	IP WLS BF H R ER SO BB IBB HBP BLK WP HR S P ERA WHIP	IP WLS BF H R ER SO BB IBB HBP BLK WP HR S P ERA WHIP	IP WLS BF H R ER SO BB IBB HBP BLK WP HR S P ERA WHIP	IP WLS BF H R ER SO BB IBB HBP BLK WP HR S P ERA WHIP	IP WLS BF H R ER SO BB IBB HBP BLK WP HR S P ERA WHIP	IP WLS BF H R ER SO BB IBB HBP BLK WP HR S P ERA WHIP	IP WLS BF H R ER SO BB IBB HBP BLK WP HR S P ERA WHIP	IP WLS BF H R ER SO BB IBB HBP BLK WP HR S P ERA WHIP	IP WLS BF H R ER SO BB IBB HBP BLK WP HR S P ERA WHIP	IP WLS BF H R ER SO BB IBB HBP BLK WP HR S P ERA WHIP	IP WLS BF H R ER SO BB IBB HBP BLK WP HR S P ERA WHIP	IP WLS BF H R ER SO BB IBB HBP BLK WP HR S P ERA WHIP	IP WLS BF H R ER SO BB IBB HBP BLK WP HR S P ERA WHIP	IP WLS BF H R ER SO BB IBB HBP BLK WP HR S P ERA WHIP	IP WLS BF H R ER SO BB IBB HBP BLK WP HR S P ERA WHIP	IP WLS BF H R ER SO BB IBB HBP BLK WP HR S P ERA WHIP	IP WLS BF H R ER SO BB IBB HBP BLK WP HR S P ERA WHIP	IP WLS BF H R ER SO BB IBB HBP BLK WP HR S P ERA WHIP	IP WLS BF H R ER SO BB IBB HBP BLK WP HR S P ERA WHIP
Lance Cormier, R ERA: 4.02	7.0	1.0	1.0	1.0	1.0	4.0	2.0	1.0	4.0	2.57	1.286	0.00	0.000	0.00	0.000	0.00	1.000							
Ron Mahay, L ERA: 2.55	1.0	1.0	1.0	1.0	1.0	4.0	2.0	1.0	4.0	0.00	0.000	0.00	0.000	0.00	0.000	0.00	0.000							
Oscar Villarreal, R ERA: 4.02	1.0	1.0	1.0	1.0	1.0	4.0	2.0	1.0	4.0	0.00	1.000	0.00	0.000	0.00	0.000	0.00	0.000							

Atlanta Braves @ Florida Marlins
Dolphin Stadium, Miami, FL
Mon Aug 27 2007, 7:05 PM EDT
Att: 11,716 - Clear - 88 F

AB 34
R 2
H 7
RBI 1
BB 3
SO 5
LOB 10



Batter	1	2	3	4	5	6	7	8	9	10	11	AB	R	H	RBI	BB	SO	LOB	TOP					
Willie Harris, L OBP: 0.374, SLG: 0.420 23 Matt Diaz, R OBP: 0.376, SLG: 0.519												3	0	0	0	0	1	3						
2 Kelly Johnson, L OBP: 0.389, SLG: 0.490												4	1	0	0	1	3	3						
10 Chipper Jones, S OBP: 0.420, SLG: 0.596												4	1	1	2	1	3	0						
Mark Teixeira, S OBP: 0.400, SLG: 0.563												5	0	2	0	0	1	0						
16 Brian McCann, L OBP: 0.322, SLG: 0.475												5	1	2	1	0	2	3						
7 Jeff Francoeur, R OBP: 0.295, SLG: 0.448 Oscar Villarreal, L OBP: 0.290, SLG: 0.250												5	0	0	0	0	5	3						
Andruw Jones, R OBP: 0.316, SLG: 0.429												5	0	2	0	0	3	2						
19 Yunel Escobar, R OBP: 0.371, SLG: 0.425												4	0	2	0	1	0	1						
29 John Smoltz, R ERA: 3.16 Chris Woodward, L ERA: 3.25 58 Peter Moylan, R ERA: 3.88 Scott Thomas, L ERA: 4.76 Ron Mahay, L ERA: 5.01 Tyler Yates, R ERA: 4.89 Pete Orr, L ERA: 5.196												1	0	0	0	0	0	2						
Inning Stats	R: 0 E: 0 K: 3 S: 9	H: 0 LOB: 0 BB: 0 P: 12	R: 1 E: 0 K: 2 S: 13	H: 1 LOB: 0 BB: 0 P: 18	R: 0 E: 0 K: 0 S: 6	H: 0 LOB: 1 BB: 1 P: 13	R: 0 E: 0 K: 2 S: 12	H: 1 LOB: 1 BB: 0 P: 18	R: 0 E: 0 K: 1 S: 11	H: 2 LOB: 2 BB: 0 P: 16	R: 0 E: 0 K: 2 S: 13	H: 1 LOB: 2 BB: 1 P: 17	R: 0 E: 0 K: 3 S: 16	H: 1 LOB: 0 BB: 0 P: 27	R: 0 E: 0 K: 2 S: 9	H: 1 LOB: 1 BB: 0 P: 14	R: 0 E: 0 K: 3 S: 11	H: 1 LOB: 0 BB: 0 P: 17	R: 0 E: 0 K: 1 S: 8	H: 1 LOB: 0 BB: 0 P: 14	1B: 6 2B: 1 3B: 0 HR: 2	SF: 0 SAC: 1 DP: 2 HBP: 0	WP: 0 PB: 0 SB: 0 CS: 0	PA: 44
PITCHER	IP: 5 ERA: 6.59	WLS: 0	BF: 22	H: 5 R: 1 ER: 1 SO: 8	BB: 0 IBB: 0 HBP: 0 BLK: 0	WP: 0 HR: 1 S: 56 P: 86	ERA: 1.80 WHIP: 1.400	PITCHER	IP: 1 ERA: 5.44	WLS: 0	BF: 3	H: 1 R: 0 ER: 0 SO: 1	BB: 0 IBB: 0 HBP: 0 BLK: 0	WP: 0 HR: 0 S: 14 P: 14	ERA: 0.00 WHIP: 1.000									
56 Rick Van Den Hurk, R ERA: 6.59	22 Matt Lindstrom, R ERA: 3.25	57 Taylor Tankersley, L ERA: 4.76	Armando Benitez, R ERA: 5.01	Kevin Gregg, R ERA: 5.04				Byung-Hyun Kim, R ERA: 5.44																

Atlanta Braves @ Florida Marlins
Dolphin Stadium, Miami, FL
Tue Aug 28 2007, 7:05 PM EDT
Att. 11,539 - Partly Cloudy - 86 F

AB 39
R 3
H 9
RBI 3
BB 4
SO 19
LOB 20



Batter	1	2	3	4	5	6	7	8	9	10	11	AB	R	H	RBI	BB	SO	LOB	BOTTOM	
2 Hanley Ramirez, R OBP: 0.389, SLG: 0.557												5	0	2	0	0	0	0		
6 Dan Uggla, R OBP: 0.372, SLG: 0.485 Byung-Hyun Kim, R OBP: 0.095, SLG: 0.100												5	1	1	0	0	2	3		
Miguel Cabrera, R OBP: 0.396, SLG: 0.581												5	0	1	0	0	1	3		
Mike Jacobs, L OBP: 0.316, SLG: 0.431												5	0	1	1	0	1	0		
14 Josh Willingham, R OBP: 0.372, SLG: 0.488 4 Alfredo Amezaga, S OBP: 0.318, SLG: 0.363												3	1	1	0	1	1	2		
27 Jeremy Hermida, L OBP: 0.368, SLG: 0.492												5	1	2	2	0	0	1		
20 Matt Treanor, R OBP: 0.388, SLG: 0.415												4	0	0	0	1	1	1		
7 Alejandro De Aza, L OBP: 0.265, SLG: 0.336												4	0	0	1	0	3	0		
Inning Stats	R: 0 E: 0 K: 1 S: 7	H: 0 LOB: 0 BB: 0 P: 9	R: 2 E: 0 K: 2 S: 13	H: 2 LOB: 0 BB: 0 P: 17	R: 1 E: 0 K: 1 S: 13	H: 3 LOB: 2 BB: 1 P: 19	R: 0 E: 0 K: 0 S: 6	H: 0 LOB: 0 BB: 0 P: 10	R: 0 E: 0 K: 2 S: 8	H: 0 LOB: 0 BB: 0 P: 11	R: 0 E: 0 K: 1 S: 8	H: 0 LOB: 1 BB: 1 P: 14	R: 0 E: 0 K: 2 S: 16	H: 2 LOB: 2 BB: 0 P: 22	R: 1 E: 0 K: 0 S: 8	H: 1 LOB: 2 BB: 2 P: 15	1B: 7 2B: 1 3B: 0 HR: 1	SF: 1 SAC: 0 DP: 0 HBP: 0	WP: 0 PB: 0 SB: 1 CS: 0	PA: 44
PITCHER	IP: 6 ERA: 3.06	WLS: 0	BF: 24	H: 6 R: 3 ER: 3 SO: 7	BB: 0 IBB: 0 HBP: 0 BLK: 0	WP: 0 HR: 1 S: 57 P: 79	ERA: 4.50 WHIP: 1.000	PITCHER	IP: 1 ERA: 5.44	WLS: 0	BF: 3	H: 1 R: 0 ER: 0 SO: 1	BB: 0 IBB: 0 HBP: 0 BLK: 0	WP: 0 HR: 0 S: 14 P: 14	ERA: 0.00 WHIP: 1.000					
29 John Smoltz, R ERA: 3.06	58 Peter Moylan, R ERA: 3.95	Ron Mahay, L ERA: 2.5	Tyler Yates, R ERA: 4.89	Oscar Villarreal, R ERA: 4.11																

Atlanta Braves @ Florida Marlins
Dolphin Stadium, Miami, FL
Tue Aug 28 2007, 7:05 PM EDT
Att. 11,539 - Partly Cloudy - 86 F


AB 40
R 4
H 9
RBI 4
BB 3
SO 12
LOB 10



Batter	1	2	3	4	5	6	7	8	9	AB	R	H	RBI	BB	SO	LOB	TOP				
7 José Reyes, S OBP: 0.369, SLG: 0.440	G3		F7		HR			2B	F9	5	1	2	1	0	0	1					
1 Luis Castillo, S OBP: 0.352, SLG: 0.347	G6-3			B2-3	G6-3			G1-3		4	0	0	0	0	0	1					
5 David Wright, R OBP: 0.413, SLG: 0.534	G6-3			K				G4-3		4	0	1	0	0	1	1					
15 Carlos Beltrán, S OBP: 0.359, SLG: 0.518									G1-3	4	1	2	0	0	0	1					
18 Moises Alou, R OBP: 0.372, SLG: 0.484 Scott Schoeneweis, L	F9				HR			F7	F8	4	1	1	0	0	0	1					
21 Carlos Delgado, L OBP: 0.327, SLG: 0.435	G3				HR				BB	4	2	2	3	0	0	1					
Paul Lo Duca, R OBP: 0.312, SLG: 0.351	G3-1				G6-3				BB	3	1	1	0	1	0	1					
Endy Chavez, L OBP: 0.326, SLG: 0.392									BB	3	1	0	0	1	0	1					
33 John Maine, R OBP: 0.192, SLG: 0.191 Ruben Colay, S OBP: 0.335, SLG: 0.450 Aaron Heilman, R	G5-3							G6-3		2	0	0	0	0	0	0					
9 Marlon Anderson, L OBP: 0.352, SLG: 0.463									BB	1	0	1	3	0	0	0					
Inning Stats	R: 0 E: 0 K: 0 S: 7	H: 0 LOB: 0 BB: 0 P: 12	R: 0 E: 0 K: 0 S: 8	H: 1 LOB: 1 BB: 0 P: 13	R: 0 E: 0 K: 0 S: 4	H: 0 LOB: 0 BB: 0 P: 7	R: 3 E: 0 K: 1 S: 12	H: 3 LOB: 0 BB: 0 P: 17	R: 1 E: 0 K: 0 S: 8	H: 1 LOB: 0 BB: 0 P: 12	R: 0 E: 0 K: 0 S: 3	H: 1 LOB: 0 BB: 0 P: 5	R: 0 E: 0 K: 0 S: 5	H: 1 LOB: 0 BB: 0 P: 8	R: 0 E: 0 K: 0 S: 10	H: 1 LOB: 1 BB: 2 P: 16	R: 3 E: 0 K: 0 S: 12	H: 2 LOB: 1 BB: 2 P: 23	1B: 5 2B: 3 3B: 0 HR: 2	SF: 0 SAC: 0 DP: 2 HBP: 0	WP: 0 PA: 37 CS: 1
PITCHER	IP WLS BF H R ER SO BB IBB HBP BLK WP HR S P ERA WHIP																				
15 Tim Hudson, R ERA: 3.32	6.0 L 23 6 4 4 1 0 0 0 0 0 0 2 42 66 6.00 1.000																				
Ron Mahay, L ERA: 2.43	1.0 3 1 0 0 0 0 0 0 0 0 0 5 8 0.00 1.000																				
Tyler Yates, R ERA: 4.81	1.0 4 1 0 0 0 0 0 0 0 0 0 10 16 0.00 1.000																				
Jose Ascanio, R ERA: 4.0	1.0 7 2 3 3 0 1 1 0 0 0 0 12 23 27.00 3.000																				
Batter	1	2	3	4	5	6	7	8	9	AB	R	H	RBI	BB	SO	LOB	BOTTOM				
2 Kelly Johnson, L OBP: 0.390, SLG: 0.489	G5-3							P6		3	0	1	0	1	0	1					
23 Matt Diaz, R OBP: 0.378, SLG: 0.540	K							G6-3		3	0	0	0	1	2	2					
10 Chipper Jones, S OBP: 0.416, SLG: 0.586	K							K		3	0	0	0	1	2	3					
Mark Teixeira, S OBP: 0.399, SLG: 0.557	G3							L5		4	0	0	0	0	0	3					
16 Brian McCann, L OBP: 0.322, SLG: 0.473	P2							BB		4	0	1	0	0	1	3					
7 Jeff Francoeur, R OBP: 0.336, SLG: 0.446	1B							F8		4	0	1	0	0	1	1					
Andruw Jones, R OBP: 0.317, SLG: 0.431	K							P6		3	0	0	0	0	1	1					
19 Yunel Escobar, R OBP: 0.378, SLG: 0.437								K		2	0	0	0	0	1	0					
15 Tim Hudson, R ERA: 3.32 Ron Mahay, L ERA: 2.43 Tyler Yates, R ERA: 4.81 Willie Harris, L OBP: 0.372, SLG: 0.418 Jose Ascanio, R ERA: 4.0	K							F9		1	0	0	0	0	1	1					
Inning Stats	R: 0 E: 0 K: 2 S: 10	H: 1 LOB: 0 BB: 0 P: 15	R: 0 E: 0 K: 1 S: 13	H: 1 LOB: 1 BB: 0 P: 24	R: 0 E: 0 K: 2 S: 9	H: 0 LOB: 0 BB: 0 P: 14	R: 0 E: 0 K: 0 S: 5	H: 0 LOB: 0 BB: 1 P: 11	R: 1 E: 0 K: 1 S: 9	H: 1 LOB: 2 BB: 2 P: 23	R: 0 E: 0 K: 2 S: 10	H: 0 LOB: 0 BB: 0 P: 16	R: 0 E: 0 K: 0 S: 12	H: 0 LOB: 0 BB: 0 P: 18	R: 0 E: 0 K: 1 S: 11	H: 1 LOB: 1 BB: 0 P: 14	1B: 4 2B: 0 3B: 0 HR: 0	SF: 0 SAC: 0 DP: 1 HBP: 1	WP: 1 PA: 33 CS: 1		
PITCHER	IP WLS BF H R ER SO BB IBB HBP BLK WP HR S P ERA WHIP																				
33 John Maine, R ERA: 3.97	7.0 W 26 3 0 0 0 3 0 0 0 0 1 0 62 112 1.29 0.857																				
Aaron Heilman, R ERA: 3.29	1.0 H 3 0 0 0 0 0 0 0 0 0 0 12 18 0.00 0.000																				
Scott Schoeneweis, L ERA: 5.11	1.0 4 1 0 0 1 0 0 0 0 0 0 11 14 0.00 1.000																				


New York Mets @ Atlanta Braves
Turner Field, Atlanta, GA
Fri Aug 31 2007, 7:35 PM EDT
Att: 45,245 - Cloudy - 79 F

AB 35
R 7
H 10
RBI 7
BB 2
SO 1
LOB 8



New York Mets @ Atlanta Braves
Turner Field, Atlanta, GA
Fri Aug 31 2007, 7:35 PM EDT
Att: 45,245 - Cloudy - 79 F

AB 29
R 1
H 4
RBI 0
BB 3
SO 9
LOB 15



Batter	1	2	3	4	5	6	7	8	9	AB	R	H	RBI	BB	SO	LOB	TOP										
7 José Reyes, S OBP: 0.370, SLG: 0.439	F7		P4			G1-3		HBP		3	0	1	0	0	0	0											
1 Luis Castillo, S OBP: 0.351, SLG: 0.344	G4-3			P3		K		BB		3	0	0	0	1	1												
5 David Wright, R OBP: 0.416, SLG: 0.530	K			F9		G1-3		K		4	0	0	0	0	2	3											
15 Carlos Beltrán, S OBP: 0.362, SLG: 0.531		1B		P4				HR		4	3	3	1	0	0	0											
18 Moises Alou, R OBP: 0.371, SLG: 0.480		1B				P4		F7		4	0	1	0	0	1	1											
Endy Chavez, L OBP: 0.326, SLG: 0.392										0	0	0	0	0	0	0											
21 Carlos Delgado, L OBP: 0.327, SLG: 0.441		G4-6-3						SF7		3	1	1	2	0	0	1											
Paul Lo Duca, R OBP: 0.311, SLG: 0.350				HR				F9		4	0	1	0	0	0	0											
Lastings Milledge, R OBP: 0.336, SLG: 0.435										3	1	1	1	0	1	0											
34 Mike Pelfrey, R OBP: 0.067, SLG: 0.067										2	0	0	0	0	0	0											
59 Guillermo Mota, R										0	0	0	0	0	0	0											
Ruben Gotay, S OBP: 0.358, SLG: 0.453										1	0	1	0	0	0	0											
25 Pedro Feliciano, L										0	0	0	0	0	0	0											
Inning Stats	R: 0 E: 0 K: 1 S: 7	H: 0 LOB: 0 BB: 11	R: 1 E: 0 K: 0 S: 12	H: 2 LOB: 0 BB: 18	R: 0 E: 0 K: 0 S: 6	H: 0 LOB: 0 BB: 9	R: 0 E: 0 K: 0 S: 6	H: 1 LOB: 0 BB: 11	R: 2 E: 0 K: 0 S: 10	H: 3 LOB: 0 BB: 0	R: 0 E: 0 K: 1 S: 9	H: 1 LOB: 0 BB: 13	R: 0 E: 0 K: 2 S: 12	H: 1 LOB: 2 BB: 22	R: 1 E: 0 K: 1 S: 9	H: 1 LOB: 0 BB: 12	1B: 5 2B: 0 3B: 1 HR: 3	SF: 1 SAC: 0 DP: 1 HBP: 1	WP: 0 PB: 0 SB: 1 CS: 0	PA: 34							
PITCHER	IP	WLS	BF	H	R	ER	SO	BB	IBB	HBP	BLK	WP	HR	S	P	ERA	WHIP										
36 Chuck James, L ERA: 4.27	5.0	L	18	5	3	3	1	0	0	0	0	0	2	41	66	5.40	1.000										
46 Manny Acosta, R ERA: 0.94	2.0		7	2	1	1	1	0	0	0	0	0	1	16	28	4.50	1.000										
58 Peter Moylan, R ERA: 1.9	1.0		5	1	0	0	2	1	0	1	0	0	0	12	22	0.00	2.000										
Tyler Yates, R ERA: 4.94	0.1		2	1	1	1	1	0	0	0	0	0	0	5	7	27.00	3.000										
Royce Ring, L ERA: 3.45	0.2		2	0	0	0	0	0	0	0	0	0	0	4	5	0.00	0.000										

New York Mets @ Atlanta Braves
Turner Field, Atlanta, GA
Sat Sep 01 2007, 3:55 PM EDT
Att: 45,611 - Cloudy - 86 F

AB 31
R 5
H 9
RBI 4
BB 1
SO 5
LOB 6



Batter	1	2	3	4	5	6	7	8	9	AB	R	H	RBI	BB	SO	LOB	BOTTOM										
Willie Harris, L OBP: 0.369, SLG: 0.415	G4-3			K		SF8		K		2	0	0	1	0	1	0											
23 Matt Diaz, R OBP: 0.377, SLG: 0.538										1	0	0	0	0	1	0											
2 Kelly Johnson, L OBP: 0.387, SLG: 0.484	G1-3			K		K		K		4	0	0	0	0	3	2											
10 Chipper Jones, S OBP: 0.415, SLG: 0.582	F8			1B		BB		K		3	0	0	0	1	2	0											
Mark Teixeira, S OBP: 0.397, SLG: 0.554		G6-3						K		4	0	1	0	0	2	0											
16 Brian McCann, L OBP: 0.319, SLG: 0.468		G3-1						K		4	0	0	0	0	2	2											
7 Jeff Francoeur, R OBP: 0.338, SLG: 0.446										2	1	1	0	0	0	0											
Andruw Jones, R OBP: 0.317, SLG: 0.429				G5-3				BB		2	0	0	0	1	1	1											
Chris Woodward, R OBP: 0.248, SLG: 0.269				G6-3				B5		3	0	0	0	0	0	3											
36 Chuck James, L OBP: 0.174, SLG: 0.159										1	0	0	0	0	1	0											
Scott Thorman, L OBP: 0.287, SLG: 0.391										0	0	0	0	0	0	0											
46 Manny Acosta, R										0	0	0	0	0	0	0											
58 Peter Moylan, R										0	0	0	0	0	0	0											
Julio Franco, R OBP: 0.320, SLG: 0.287										1	0	0	0	0	0	0											
Tyler Yates, R										0	0	0	0	0	0	0											
Royce Ring, L										0	0	0	0	0	0	0											
Inning Stats	R: 0 E: 0 K: 0 S: 7	H: 0 LOB: 0 BB: 15	R: 0 E: 0 K: 0 S: 5	H: 0 LOB: 0 BB: 9	R: 0 E: 0 K: 1 S: 6	H: 0 LOB: 0 BB: 7	R: 0 E: 0 K: 3 S: 13	H: 1 LOB: 2 BB: 1	R: 1 E: 0 K: 1 S: 11	H: 0 LOB: 2 BB: 2	R: 0 E: 0 K: 2 S: 9	H: 0 LOB: 0 BB: 16	R: 0 E: 0 K: 1 S: 8	H: 1 LOB: 0 BB: 12	R: 0 E: 0 K: 2 S: 9	H: 0 LOB: 0 BB: 11	R: 0 E: 0 K: 3 S: 9	H: 0 LOB: 0 BB: 12	1B: 2 2B: 0 3B: 0 HR: 0	SF: 1 SAC: 0 DP: 1 HBP: 1	WP: 0 PB: 0 SB: 0 CS: 0	PA: 32					
PITCHER	IP	WLS	BF	H	R	ER	SO	BB	IBB	HBP	BLK	WP	HR	S	P	ERA	WHIP										
34 Mike Pelfrey, R ERA: 5.43	6.0	W	23	1	1	1	7	3	0	1	0	0	0	51	99	1.50	0.667										
59 Guillermo Mota, R ERA: 6.13	1.0	H	3	1	0	0	1	0	0	0	0	0	0	8	12	0.00	1.000										
25 Pedro Feliciano, L ERA: 2.87	2.0	S	6	0	0	0	5	0	0	0	0	0	0	18	23	0.00	0.000										

New York Mets @ Atlanta Braves
Turner Field, Atlanta, GA
Sat Sep 01 2007, 3:55 PM EDT
Att: 45,611 - Cloudy - 86 F

AB 27
R 1
H 2
RBI 1
BB 3
SO 13
LOB 8



Batter	1	2	3	4	5	6	7	8	9	AB	R	H	RBI	BB	SO	LOB	TOP							
7 José Reyes, S OBP: 0.369, SLG: 0.437	G3	K			SH2-3 1 HR 1B		F7		G4-3	5	1	1	0	0	1	2								
1 Luis Castillo, S OBP: 0.351, SLG: 0.344			F8		SH2-3		G1-3			3	0	1	0	0	0	0								
5 David Wright, R OBP: 0.411, SLG: 0.536			G1-3				L6			4	1	2	2	0	0	0								
15 Carlos Beltrán, S OBP: 0.363, SLG: 0.532	F7		G4-3		HR					3	0	1	0	1	0	1								
21 Carlos Delgado, L OBP: 0.326, SLG: 0.438		K		FC3-6 18 BB	K					3	0	0	0	1	3	2								
18 Moises Alou, R OBP: 0.376, SLG: 0.482		1B SF8 1B		FC3-6 BB						3	1	2	0	1	1	1								
Aaron Helman, R OBP: 0.326, SLG: 0.292										0	0	0	0	0	0	0								
13 Billy Wagner, L OBP: 0.324, SLG: 0.389										0	0	0	0	0	0	0								
Shawn Green, L OBP: 0.328, SLG: 0.407				FC3-6 G6-3	F7		G5-3			4	0	1	0	0	0	4								
Paul Lo Duca, R OBP: 0.311, SLG: 0.349				G6-3	L6					4	0	1	0	0	0	3								
Tom Glavine, L OBP: 0.316, SLG: 0.260										2	0	0	1	0	1	1								
Jorge Sosa, R OBP: 0.296, SLG: 0.292										0	0	0	0	0	0	0								
Andy Chavez, L OBP: 0.324, SLG: 0.389										1	0	0	0	0	0	0								
Inning Stats	R: 0 E: 0 K: 0 S: 13	H: 2 LOB: 1 BB: 0 P: 18	R: 1 E: 0 K: 2 S: 14	H: 3 LOB: 2 BB: 0 P: 17	R: 0 E: 0 K: 0 S: 7	H: 0 LOB: 0 BB: 0 P: 12	R: 0 E: 0 K: 0 S: 10	H: 0 LOB: 1 BB: 2 P: 22	R: 2 E: 0 K: 2 S: 11	H: 3 LOB: 1 BB: 0 P: 15	R: 0 E: 0 K: 0 S: 8	H: 1 LOB: 1 BB: 0 P: 13	R: 0 E: 0 K: 0 S: 4	H: 0 LOB: 0 BB: 0 P: 7	R: 0 E: 0 K: 2 S: 13	H: 0 LOB: 1 BB: 2 P: 22	R: 0 E: 0 K: 0 S: 5	H: 0 LOB: 0 BB: 0 P: 7	1B: 7 2B: 1 3B: 0 HR: 1	SF: 1 SAC: 1 DP: 1 HBP: 0	WP: 0 PB: 0 SB: 1 CS: 1	PA: 37		
PITCHER	IP WLS BF H R ER SO BB IBB HBP BLK WP HR S P ERA WHIP	IP WLS BF H R ER SO BB IBB HBP BLK WP HR S P ERA WHIP	IP WLS BF H R ER SO BB IBB HBP BLK WP HR S P ERA WHIP	IP WLS BF H R ER SO BB IBB HBP BLK WP HR S P ERA WHIP	IP WLS BF H R ER SO BB IBB HBP BLK WP HR S P ERA WHIP	IP WLS BF H R ER SO BB IBB HBP BLK WP HR S P ERA WHIP	IP WLS BF H R ER SO BB IBB HBP BLK WP HR S P ERA WHIP	IP WLS BF H R ER SO BB IBB HBP BLK WP HR S P ERA WHIP	IP WLS BF H R ER SO BB IBB HBP BLK WP HR S P ERA WHIP	IP WLS BF H R ER SO BB IBB HBP BLK WP HR S P ERA WHIP	IP WLS BF H R ER SO BB IBB HBP BLK WP HR S P ERA WHIP	IP WLS BF H R ER SO BB IBB HBP BLK WP HR S P ERA WHIP	IP WLS BF H R ER SO BB IBB HBP BLK WP HR S P ERA WHIP	IP WLS BF H R ER SO BB IBB HBP BLK WP HR S P ERA WHIP	IP WLS BF H R ER SO BB IBB HBP BLK WP HR S P ERA WHIP	IP WLS BF H R ER SO BB IBB HBP BLK WP HR S P ERA WHIP	IP WLS BF H R ER SO BB IBB HBP BLK WP HR S P ERA WHIP	IP WLS BF H R ER SO BB IBB HBP BLK WP HR S P ERA WHIP	IP WLS BF H R ER SO BB IBB HBP BLK WP HR S P ERA WHIP	IP WLS BF H R ER SO BB IBB HBP BLK WP HR S P ERA WHIP	IP WLS BF H R ER SO BB IBB HBP BLK WP HR S P ERA WHIP	IP WLS BF H R ER SO BB IBB HBP BLK WP HR S P ERA WHIP	IP WLS BF H R ER SO BB IBB HBP BLK WP HR S P ERA WHIP	IP WLS BF H R ER SO BB IBB HBP BLK WP HR S P ERA WHIP

New York Mets @ Atlanta Braves
Turner Field, Atlanta, GA
Sun Sep 02 2007, 1:05 PM EDT
Att: 46,242 - Cloudy - 80 F

AB 32
R 3
H 9
RBI 3
BB 3
SO 6
LOB 14



Batter	1	2	3	4	5	6	7	8	9	AB	R	H	RBI	BB	SO	LOB	BOTTOM								
19 Yunel Escobar, R OBP: 0.379, SLG: 0.434	10 F8 7 G5-3 23 1B	G6-3			23 1B BB		K		G3	4	1	1	0	1	1	3									
23 Matt Diaz, R OBP: 0.377, SLG: 0.535	7 G5-3 BB		F9				FC6-4		G4-3	5	0	2	0	0	0	2									
10 Chipper Jones, S OBP: 0.414, SLG: 0.579	F8		G6-3		F9					4	0	1	0	0	0	4									
Mark Teixeira, S OBP: 0.398, SLG: 0.552	7 G5-3 BB		K							3	0	1	0	1	2	1									
7 Jeff Francoeur, R OBP: 0.336, SLG: 0.443	G5-3						F8		FC5-4	4	0	0	1	0	1	3									
Andruw Jones, R OBP: 0.316, SLG: 0.426				P6			E5		FC5-4	3	0	0	0	1	0	1									
16 Brian McCann, L OBP: 0.316, SLG: 0.469				P4			F7			4	0	1	0	0	0	4									
Chris Woodward, R OBP: 0.248, SLG: 0.269										0	1	0	0	0	0	0									
2 Kelly Johnson, L OBP: 0.388, SLG: 0.485		G4-3			F7					4	0	2	1	0	0	0									
29 John Smoltz, R OBP: 0.109, SLG: 0.111										2	0	0	0	0	0	0									
Julio Franco, R OBP: 0.317, SLG: 0.284		G4-3			G5-3					1	0	0	0	0	1	1									
Ron Mahay, L OBP: 0.325										0	0	0	0	0	0	0									
58 Peter Moylan, R OBP: 0.217, SLG: 0.207										1	0	0	0	0	0	0									
Pete Orr, L OBP: 0.217, SLG: 0.207										1	0	0	0	0	0	2									
Inning Stats	R: 1 E: 0 K: 0 S: 13	H: 2 LOB: 3 BB: 2 P: 26	R: 0 E: 0 K: 0 S: 10	H: 0 LOB: 0 BB: 0 P: 14	R: 0 E: 0 K: 1 S: 8	H: 0 LOB: 0 BB: 0 P: 14	R: 0 E: 0 K: 1 S: 11	H: 0 LOB: 0 BB: 0 P: 17	R: 0 E: 0 K: 0 S: 8	H: 1 LOB: 2 BB: 1 P: 16	R: 0 E: 0 K: 0 S: 7	H: 1 LOB: 1 BB: 0 P: 10	R: 0 E: 0 K: 2 S: 9	H: 1 LOB: 1 BB: 0 P: 12	R: 0 E: 0 K: 1 S: 6	H: 1 LOB: 1 BB: 0 P: 11	R: 1 E: 0 K: 0 S: 14	H: 2 LOB: 1 BB: 0 P: 18	1B: 7 2B: 1 3B: 0 HR: 0	SF: 0 SAC: 0 DP: 0 HBP: 0	WP: 0 PB: 0 SB: 0 CS: 0	PA: 38			
PITCHER	IP WLS BF H R ER SO BB IBB HBP BLK WP HR S P ERA WHIP	IP WLS BF H R ER SO BB IBB HBP BLK WP HR S P ERA WHIP	IP WLS BF H R ER SO BB IBB HBP BLK WP HR S P ERA WHIP	IP WLS BF H R ER SO BB IBB HBP BLK WP HR S P ERA WHIP	IP WLS BF H R ER SO BB IBB HBP BLK WP HR S P ERA WHIP	IP WLS BF H R ER SO BB IBB HBP BLK WP HR S P ERA WHIP	IP WLS BF H R ER SO BB IBB HBP BLK WP HR S P ERA WHIP	IP WLS BF H R ER SO BB IBB HBP BLK WP HR S P ERA WHIP	IP WLS BF H R ER SO BB IBB HBP BLK WP HR S P ERA WHIP	IP WLS BF H R ER SO BB IBB HBP BLK WP HR S P ERA WHIP	IP WLS BF H R ER SO BB IBB HBP BLK WP HR S P ERA WHIP	IP WLS BF H R ER SO BB IBB HBP BLK WP HR S P ERA WHIP	IP WLS BF H R ER SO BB IBB HBP BLK WP HR S P ERA WHIP	IP WLS BF H R ER SO BB IBB HBP BLK WP HR S P ERA WHIP	IP WLS BF H R ER SO BB IBB HBP BLK WP HR S P ERA WHIP	IP WLS BF H R ER SO BB IBB HBP BLK WP HR S P ERA WHIP	IP WLS BF H R ER SO BB IBB HBP BLK WP HR S P ERA WHIP	IP WLS BF H R ER SO BB IBB HBP BLK WP HR S P ERA WHIP	IP WLS BF H R ER SO BB IBB HBP BLK WP HR S P ERA WHIP	IP WLS BF H R ER SO BB IBB HBP BLK WP HR S P ERA WHIP	IP WLS BF H R ER SO BB IBB HBP BLK WP HR S P ERA WHIP	IP WLS BF H R ER SO BB IBB HBP BLK WP HR S P ERA WHIP	IP WLS BF H R ER SO BB IBB HBP BLK WP HR S P ERA WHIP	IP WLS BF H R ER SO BB IBB HBP BLK WP HR S P ERA WHIP	IP WLS BF H R ER SO BB IBB HBP BLK WP HR S P ERA WHIP


New York Mets @ Atlanta Braves
Turner Field, Atlanta, GA
Sun Sep 02 2007, 1:05 PM EDT
Att: 46,242 - Cloudy - 80 F


AB 35
R 2
H 8
RBI 2
BB 3
SO 5
LOB 21



Batter	1	2	3	4	5	6	7	8	9	AB	R	H	RBI	BB	SO	LOB	TOP			
11 Jimmy Rollins, S OBP: 0.348, SLG: 0.532	F9	F9	F8		G4-3			BB		4	0	1	0	1	0	4	Philadelphia Phillies @ Atlanta Braves Turner Field, Atlanta, GA Tue Sep 04 2007, 7:35 PM EDT Att: 22,130 - Partly Cloudy - 86 F			
26 Chase Utley, L OBP: 0.416, SLG: 0.575	F9	F9		P6		G3-1		G4-3		4	0	0	0	1	0	1				
Pat Burrell, R OBP: 0.401, SLG: 0.499										2	1	0	0	2	1	2				
29 Chris Roberson, S OBP: 0.308, SLG: 0.280	HR	F6				K				0	1	0	0	1	0	0				
6 Ryan Howard, L OBP: 0.386, SLG: 0.571	HR				G3-5-3					3	1	1	2	2	1	1				
Aaron Rowand, R OBP: 0.381, SLG: 0.521					G3-5-3					5	1	3	1	0	1	3				
19 Greg Dobbs, L OBP: 0.336, SLG: 0.463										0	0	0	0	2	0	0				
Wes Helms, R OBP: 0.300, SLG: 0.372										2	0	1	0	0	0	0				
Abraham Nunez, S OBP: 0.308, SLG: 0.284										1	0	0	0	0	0	2				
28 Jayson Werth, R OBP: 0.422, SLG: 0.478	K									4	0	1	0	1	2	3				
51 Carlos Ruiz, R OBP: 0.333, SLG: 0.406										3	1	1	2	0	0	2				
Kyle Lohse, R OBP: 0.149, SLG: 0.133										1	0	0	0	0	0	0				
16 J.C. Romero, S										0	0	0	0	0	0	0				
Tadahito Iguchi, R										1	0	0	0	0	0	0				
45 Tom Gordon, R										0	0	0	0	0	0	0				
39 Brett Myers, R										0	0	0	0	0	0	0				
Inning Stats	R: 2 E: 0 K: 1 S: 14	H: 2 LOB: 2 BB: 2 P: 31	R: 1 E: 0 K: 1 S: 9	H: 2 LOB: 3 BB: 2 P: 23	R: 0 E: 0 K: 0 S: 8	H: 1 LOB: 2 BB: 1 P: 13	R: 0 E: 0 K: 0 S: 4	H: 0 LOB: 0 BB: 1 P: 10	R: 1 E: 0 K: 0 S: 10	H: 2 LOB: 2 BB: 1 P: 19	R: 0 E: 0 K: 2 S: 9	H: 0 LOB: 0 BB: 0 P: 11	R: 0 E: 0 K: 0 S: 7	H: 0 LOB: 1 BB: 1 P: 13	R: 1 E: 0 K: 0 S: 7	H: 1 LOB: 1 BB: 2 P: 20	1B: 3 2B: 3 3B: 0 HR: 2	SF: 1 SAC: 2 DP: 2 HBP: 0	WP: 0 PB: 0 SB: 0 CS: 0	PA: 43
PITCHER	IP WLS BF H R ER SO BB IBB HBP BLK WP HR S P ERA WHIP																			
38 Buddy Carlyle, R ERA: 5.21	1.2 L 12 4 3 3 1 2 1 0 0 0 2 20 45 16.20 3.600																			
37 Jo-Jo Reyes, L ERA: 7.75	3.1 16 3 1 1 1 3 1 0 0 0 0 9 14 0.00 0.000																			
Royce Ring, L ERA: 3.24	1.0 3 0 0 0 2 0 0 0 0 0 0 6 11 0.00 0.000																			
Tyler Yates, R ERA: 4.77	1.0 4 0 0 0 0 1 0 0 0 0 0 7 13 0.00 1.000																			
Ron Mahay, L ERA: 2.34																				
PITCHER	IP WLS BF H R ER SO BB IBB HBP BLK WP HR S P ERA WHIP																			
46 Manny Acosta, R ERA: 1.42	1.0 5 1 1 1 0 2 0 0 0 0 0 7 20 9.00 3.000																			

Batter	1	2	3	4	5	6	7	8	9	AB	R	H	RBI	BB	SO	LOB	BOTTOM					
Willie Harris, L OBP: 0.362, SLG: 0.407	F8		G4-3		F4		F9		G4-3	5	0	0	0	0	0	4	Philadelphia Phillies @ Atlanta Braves Turner Field, Atlanta, GA Tue Sep 04 2007, 7:35 PM EDT Att: 22,130 - Partly Cloudy - 86 F					
2 Kelly Johnson, L OBP: 0.385, SLG: 0.482	G1-3			K	F5					4	0	1	0	0	1	3						
10 Chipper Jones, S OBP: 0.415, SLG: 0.585	P6									3	1	1	2	1	0	1						
Mark Teixeira, S OBP: 0.398, SLG: 0.547										4	0	0	0	0	2	3						
16 Brian McCann, L OBP: 0.321, SLG: 0.471										4	0	2	0	0	0	0						
7 Jeff Francoeur, R OBP: 0.333, SLG: 0.439										4	0	0	0	0	0	2						
Andruw Jones, R OBP: 0.319, SLG: 0.427										4	1	3	0	0	0	1						
19 Yunel Escobar, R OBP: 0.374, SLG: 0.430										4	0	1	0	0	2	2						
38 Hunter Pence, L										0	0	0	0	0	0	0						
37 Jo-Jo Reyes, L										0	0	0	0	0	0	0						
Royce Ring, L										0	0	0	0	0	0	0						
Tyler Yates, R										0	0	0	0	0	0	0						
46 Manny Acosta, R										0	0	0	0	0	0	0						
39 Brett Myers, R ERA: 4.7										0	0	0	0	0	0	0						
Inning Stats	R: 0 E: 0 K: 0 S: 6	H: 0 LOB: 0 BB: 0 P: 7	R: 0 E: 0 K: 1 S: 15	H: 1 LOB: 1 BB: 0 P: 19	R: 0 E: 1 K: 1 S: 8	H: 0 LOB: 0 BB: 0 P: 13	R: 1 E: 0 K: 2 S: 14	H: 2 LOB: 1 BB: 0 P: 21	R: 1 E: 0 K: 0 S: 18	H: 3 LOB: 3 BB: 1 P: 27	R: 0 E: 0 K: 1 S: 13	H: 1 LOB: 1 BB: 0 P: 18	R: 0 E: 0 K: 0 S: 9	H: 1 LOB: 1 BB: 0 P: 16	R: 0 E: 0 K: 0 S: 8	H: 0 LOB: 0 BB: 0 P: 12	R: 0 E: 0 K: 1 S: 10	H: 1 LOB: 1 BB: 0 P: 16	1B: 8 2B: 0 3B: 0 HR: 1	SF: 0 SAC: 0 DP: 0 HBP: 0	WP: 0 PB: 0 SB: 0 CS: 0	PA: 37
PITCHER	IP WLS BF H R ER SO BB IBB HBP BLK WP HR S P ERA WHIP																					
Kyle Lohse, R ERA: 4.46	6.2 W 29 8 2 2 5 1 0 0 0 0 1 80 116 2.70 1.350																					
16 J.C. Romero, L ERA: 2.69	0.1 H 1 0 0 0 0 0 0 0 0 0 0 3 5 0.00 0.000																					
45 Tom Gordon, R ERA: 5.19	1.0 H 3 0 0 0 0 0 0 0 0 0 0 8 12 0.00 0.000																					
39 Brett Myers, R ERA: 4.7	1.0 S 4 1 0 0 1 0 0 0 0 0 0 10 16 0.00 1.000																					

Batter	1	2	3	4	5	6	7	8	9	AB	R	H	RBI	BB	SO	LOB	TOP											
11 Jimmy Rollins, S OBP: 0.348, SLG: 0.533	G3-1	26 SF9	F8			G6-3	26 1B		F9	5	1	1	0	1	0	2	Philadelphia Phillies @ Atlanta Braves Turner Field, Atlanta, GA Wed Sep 05 2007, 1:05 PM EDT Att: 22,115 - Partly Cloudy - 89 F livebaseballscores.com AB 41 R 8 H 17 RBI 7 BB 6 SO 5 LOB 20 											
26 Chase Utley, L OBP: 0.421, SLG: 0.578	6 F8	1B	SF9			BB	BB		51 1B	3	1	3	2	1	0	0												
Pat Burrell, R 56 Geoff Geary, R 45 Tom Gordon, R	19 BB	1B	HR			BB	BB			3	2	2	1	2	1	1												
51 Carlos Ruiz, R OBP: 0.335, SLG: 0.408	1B					BB	BB		1B	0	0	0	0	0	0	0												
6 Ryan Howard, L OBP: 0.386, SLG: 0.567	F8	2B				G6-4-3	G6-3		F7	5	0	1	0	1	0	9												
Aaron Rowand, R OBP: 0.381, SLG: 0.522	19 BB	1B				G6-4-3	F9		K	5	1	2	1	0	1	2												
19 Greg Dobbs, L 29 Chris Roberson, S	28 1B					G5-3	4 1B			3	1	1	0	1	1	0												
28 Jayson Werth, R OBP: 0.422, SLG: 0.476	1B					G6-3	11 WP		P3	5	1	2	2	0	0	1												
27 Chris Coste, R 39 Brett Myers, R	G4-3					K	P3		F8	5	0	1	0	0	1	5												
38 Kyle Kendrick, R 16 J.C. Romero, S 48 Kane Davis, R 4 Pete Laforest, L Abraham Nunez, S	K					G4-3	11 WP		F7	3	0	1	0	0	1	0												
Inning Stats	R: 3 E: 0 K: 0 S: 22	H: 4 LOB: 2 BB: 1 P: 31	R: 2 E: 0 K: 1 S: 14	H: 4 LOB: 1 BB: 0 P: 21	R: 0 E: 0 K: 1 S: 11	H: 2 LOB: 2 BB: 0 P: 16	R: 0 E: 0 K: 1 S: 8	H: 1 LOB: 1 BB: 1 P: 15	R: 0 E: 0 K: 1 S: 9	H: 0 LOB: 0 BB: 0 P: 13	R: 0 E: 0 K: 0 S: 9	H: 0 LOB: 2 BB: 2 P: 21	R: 3 E: 0 K: 0 S: 17	H: 4 LOB: 3 BB: 2 P: 31	R: 0 E: 0 K: 1 S: 8	H: 1 LOB: 2 BB: 0 P: 13		R: 0 E: 0 K: 0 S: 8	H: 1 LOB: 2 BB: 0 P: 16	1B: 14 2B: 1 3B: 1 HR: 1	SF: 1 SAC: 0 DP: 1 HBP: 1	WP: 1 PB: 0 SB: 0 CS: 0	PA: 49					
PITCHER	IP	WLS	BF	H	R	ER	SO	BB	IBB	HBP	BLK	WP	HR	S	P	ERA		WHIP										
15 Tim Hudson, R Royce Ring, L Oscar Villareal, R Jose Ascanio, R 39 Rafael Soriano, R	5.0 1.0 0.2 0.7 1.0		26 5 7 6 5	11 0 4 1 1	5 0 3 0 0	5 0 3 0 0	4 0 3 1 0	2 0 1 1 0	0 0 0 0 0	0 0 0 0 0	0 0 0 0 0	0 0 0 0 0	0 0 1 0 0	1 0 14 11 8	96 21 23 21 16	9.00 0.00 40.50 0.00 0.00		2.600 2.000 7.500 1.500 1.000										

Batter	1	2	3	4	5	6	7	8	9	AB	R	H	RBI	BB	SO	LOB	BOTTOM											
Willie Harris, L OBP: 0.366, SLG: 0.417	10 FC6-4		F7			HR	F8			4	1	2	2	1	0	1	Philadelphia Phillies @ Atlanta Braves Turner Field, Atlanta, GA Wed Sep 05 2007, 1:05 PM EDT Att: 22,115 - Partly Cloudy - 89 F livebaseballscores.com AB 41 R 9 H 15 RBI 8 BB 4 SO 5 LOB 23 											
2 Kelly Johnson, L OBP: 0.386, SLG: 0.483	K					10 2B	F8		P5	5	1	2	0	0	1	5												
10 Chipper Jones, S 39 Rafael Soriano, R	FC6-4		G4-3							5	1	2	1	0	0	5												
Mark Teixeira, S OBP: 0.396, SLG: 0.542	FC1-6					G6-3			F9	4	0	0	0	1	1	2												
16 Brian McCann, L Chris Woodward, R Corky Miller, R 5 Brayan Peña, S						F7	F7		G3-1	4	0	2	0	0	0	2												
7 Jeff Francoeur, R OBP: 0.333, SLG: 0.439	K					L4	F8			5	2	2	1	0	1	3												
Andrew Jones, R Jose Ascanio, R Scott Thorman, L 14 Martin Prado, R	L8									3	0	0	0	0	1	3												
19 Yunel Escobar, R OBP: 0.378, SLG: 0.429	FC5-4					G1-3	E9			3	1	1	0	2	0	1												
15 Tim Hudson, R Pete Orr, L Royce Ring, L Oscar Villareal, L 23 Matt Diaz, R	F9					P6	K			1	0	0	0	0	0	0												
Inning Stats	R: 0 E: 0 K: 1 S: 14	H: 1 LOB: 1 BB: 0 P: 20	R: 0 E: 0 K: 1 S: 14	H: 1 LOB: 1 BB: 0 P: 23	R: 0 E: 0 K: 0 S: 12	H: 1 LOB: 1 BB: 0 P: 19	R: 0 E: 0 K: 0 S: 7	H: 0 LOB: 0 BB: 0 P: 11	R: 0 E: 0 K: 1 S: 6	H: 0 LOB: 2 BB: 1 P: 9	R: 2 E: 0 K: 1 S: 14	H: 3 LOB: 2 BB: 1 P: 22	R: 0 E: 1 K: 1 S: 13	H: 1 LOB: 1 BB: 0 P: 20	R: 4 E: 0 K: 0 S: 23	H: 5 LOB: 3 BB: 2 P: 40		R: 3 E: 0 K: 1 S: 14	H: 3 LOB: 1 BB: 1 P: 20	1B: 10 2B: 4 3B: 0 HR: 1	SF: 0 SAC: 0 DP: 0 HBP: 0	WP: 1 PB: 0 SB: 0 CS: 0	PA: 45					
PITCHER	IP	WLS	BF	H	R	ER	SO	BB	IBB	HBP	BLK	WP	HR	S	P	ERA		WHIP										
38 Kyle Kendrick, R 16 J.C. Romero, L 48 Kane Davis, R 56 Geoff Geary, R 45 Tom Gordon, R	5.0 0.1 0.2 1.0 0.1		21 2 2 4 5	6 0 2 1 4	2 0 0 0 4	2 0 0 0 4	2 0 0 0 0	2 0 0 0 0	0 0 0 0 0	0 0 0 0 0	0 0 0 0 0	0 0 0 0 0	0 0 0 0 0	0 0 6 13 11	8 8 20 15	3.60 0.00 0.00 0.00 108.00		1.200 3.000 0.000 1.000 12.000										

Batter	1	2	3	4	5	6	7	8	9	AB	R	H	RBI	BB	SO	LOB	TOP					
Nook Logan, S OBP: 0.309, SLG: 0.352	G6-3		G4-3			G1-3		K		4	0	0	0	0	1	2						
Felipe Lopez, S OBP: 0.306, SLG: 0.356	K		G6-3			G5-3		F7		4	0	0	0	0	1	2						
11 Ryan Zimmerman, R OBP: 0.324, SLG: 0.465	K					K		K		4	0	0	0	0	4	0						
21 Dmitri Young, S OBP: 0.382, SLG: 0.506		BB				F8		G6-3		3	0	0	0	1	0	0						
25 Austin Kearns, R OBP: 0.350, SLG: 0.407		K				K		E6		4	0	0	0	0	3	1						
26 Willy Mo Peña, R OBP: 0.292, SLG: 0.419		K				G5-3		K		3	0	0	0	0	2	2						
10 Ronnie Belliard, R OBP: 0.323, SLG: 0.401		K				F8		K		3	1	1	0	0	1	1						
Brian Schneider, L OBP: 0.318, SLG: 0.332						G4-3		G5-3		1	0	0	0	1	0	0						
3 Jesus Flores, R OBP: 0.316, SLG: 0.386						G4-3		G5-3		1	0	0	0	0	0	1						
38 Joel Hanrahan, R OBP: 0.273, SLG: 0.536						SH1-4		K		0	0	0	0	0	0	0						
Micah Dowie, L OBP: 0.297, SLG: 0.182						SH1-4		K		0	0	0	0	0	0	0						
D'Angelo Jimenez, S OBP: 0.340, SLG: 0.148								K		0	0	0	0	0	0	0						
Mike Bacsik, L OBP: 0.340, SLG: 0.148								K		0	0	0	0	0	0	0						
Ryan Church, L OBP: 0.340, SLG: 0.148								K		0	0	0	0	0	0	0						
48 Ross Detwiler, R OBP: 0.340, SLG: 0.148								K		0	0	0	0	0	0	0						
Inning Stats	R: 0 E: 0 K: 2 S: 11	H: 0 LOB: 0 BB: 0 P: 17	R: 0 E: 0 K: 3 S: 11	H: 0 LOB: 1 BB: 1 P: 21	R: 0 E: 0 K: 0 S: 5	H: 0 LOB: 1 BB: 1 P: 10	R: 0 E: 0 K: 2 S: 9	H: 0 LOB: 0 BB: 0 P: 11	R: 0 E: 0 K: 1 S: 7	H: 0 LOB: 0 BB: 0 P: 11	R: 0 E: 0 K: 1 S: 8	H: 0 LOB: 1 BB: 0 P: 13	R: 0 E: 1 K: 2 S: 14	H: 0 LOB: 1 BB: 0 P: 20	R: 1 E: 0 K: 1 S: 18	H: 2 LOB: 1 BB: 0 P: 25	R: 0 E: 0 K: 2 S: 9	H: 0 LOB: 0 BB: 0 P: 13	1B: 1 2B: 1 3B: 0 HR: 0	SF: 0 SAC: 1 DP: 0 HBP: 0	WP: 0 PB: 0 CS: 0	PA: 32
PITCHER	IP	WLS	BF	H	R	ER	SO	BB	IBB	HBP	BLK	WP	HR	S	P	ERA	WHIP					
29 John Smoltz, R ERA: 3.02	7.0	W	25	1	1	1	10	2	0	0	0	0	0	70	109	1.29	0.429					
58 Peter Moylan, R ERA: 1.95	1.0		4	1	0	0	1	0	0	0	0	0	0	13	19	0.00	1.000					
39 Rafael Soriano, R ERA: 3.34	1.0		3	0	0	0	2	0	0	0	0	0	0	9	13	0.00	0.000					

Washington Nationals @ Atlanta Braves
Turner Field, Atlanta, GA
Fri Sep 07 2007, 7:35 PM EDT
Att: 31,116 - Partly Cloudy - 83 F

AB 29
R 1
H 2
RBI 1
BB 2
SO 13
LOB 9



Batter	1	2	3	4	5	6	7	8	9	AB	R	H	RBI	BB	SO	LOB	BOTTOM					
Willie Harris, L OBP: 0.366, SLG: 0.415	F9		2 BB 10 HR	2 BB 10 HR		G4-3		K		4	1	1	0	1	1	1						
2 Kelly Johnson, L OBP: 0.385, SLG: 0.480	K		BB	G4-6-3		G1-3				3	1	0	0	1	1	1						
14 Martin Prado, R OBP: 0.340, SLG: 0.378	K		BB	G4-6-3		G1-3				0	0	0	0	0	0	0						
10 Chipper Jones, S OBP: 0.417, SLG: 0.598	2B		HR	G6-4-3		E6		F8		4	3	3	3	0	0	0						
Mark Teixeira, S OBP: 0.397, SLG: 0.541	BB		F8	F8		F8		F8		3	0	1	0	1	0	1						
16 Brian McCann, L OBP: 0.320, SLG: 0.468	F8		P6	G6-4-3		SF8		SF8		3	0	0	1	0	0	4						
7 Jeff Francoeur, R OBP: 0.334, SLG: 0.439	G6-3		K	G6-4-3		F9		F9		4	0	2	1	0	1	0						
Andruw Jones, R OBP: 0.317, SLG: 0.422	F7		E5	E5		G4-3		G4-3		3	0	0	0	1	0	1						
19 Yunel Escobar, R OBP: 0.376, SLG: 0.424	G6-3		WP	F8		F8		E5		3	1	0	0	1	0	3						
29 John Smoltz, R OBP: 0.102, SLG: 0.104	K		FC1-5	FC1-5		G6-3		F9		3	1	0	0	0	1	3						
58 Peter Moylan, R ERA: 4.65	K		E	E		G6-3		F9		0	0	0	0	0	0	0						
23 Matt Diaz, R OBP: 0.379, SLG: 0.533	K									1	0	0	0	0	0	1						
39 Rafael Soriano, R ERA: 3.34	K									0	0	0	0	0	0	0						
Inning Stats	R: 0 E: 0 K: 1 S: 12	H: 1 LOB: 2 BB: 1 P: 22	R: 0 E: 0 K: 1 S: 12	H: 1 LOB: 1 BB: 0 P: 16	R: 3 E: 0 K: 1 S: 14	H: 1 LOB: 0 BB: 2 P: 24	R: 2 E: 2 K: 0 S: 12	H: 1 LOB: 0 BB: 1 P: 25	R: 1 E: 0 K: 0 S: 10	H: 3 LOB: 2 BB: 1 P: 17	R: 0 E: 0 K: 0 S: 5	H: 0 LOB: 0 BB: 0 P: 6	R: 1 E: 1 K: 0 S: 8	H: 0 LOB: 0 BB: 0 P: 12	R: 0 E: 1 K: 1 S: 12	H: 0 LOB: 1 BB: 0 P: 19	1B: 5 2B: 1 3B: 0 HR: 1	SF: 1 SAC: 0 DP: 2 HBP: 0	WP: 1 PB: 0 CS: 0	PA: 37		
PITCHER	IP	WLS	BF	H	R	ER	SO	BB	IBB	HBP	BLK	WP	HR	S	P	ERA	WHIP					
38 Joel Hanrahan, R ERA: 5.63	3.1	L	19	4	5	4	3	4	0	0	0	0	0	12	20	5.40	2.400					
Micah Dowie, L ERA: 4.42	1.2		7	3	1	1	0	1	0	0	0	0	0	13	18	0.00	0.000					
Mike Bacsik, L ERA: 4.65	2.0		7	0	1	0	0	0	0	0	0	0	0	13	18	0.00	0.000					
48 Ross Detwiler, L ERA: 3.34	1.0		4	0	0	0	1	0	0	0	0	0	0	12	19	0.00	0.000					

Washington Nationals @ Atlanta Braves
Turner Field, Atlanta, GA
Fri Sep 07 2007, 7:35 PM EDT
Att: 31,116 - Partly Cloudy - 83 F

AB 31
R 7
H 7
RBI 5
BB 5
SO 4
LOB 15



Batter	1	2	3	4	5	6	7	8	9	AB	R	H	RBI	BB	SO	LOB	TOP			
Nook Logan, S (1, 8) OBP: 0.311, SLG: 0.353										5	0	2	0	0	3	3	Washington Nationals @ Atlanta Braves Turner Field, Atlanta, GA Sat Sep 08 2007, 7:05 PM EDT Att: 36,940 - Cloudy - 86 F			
Felipe Lopez, S (1, 6) OBP: 0.306, SLG: 0.355										4	0	1	0	0	1	3				
11 Ryan Zimmerman, R (1, 5) OBP: 0.325, SLG: 0.463										2	0	0	0	2	1	2				
21 Dmitri Young, S (1, 3) OBP: 0.379, SLG: 0.501										4	0	0	0	0	1	4				
25 Austin Kearns, R (1, 9) OBP: 0.349, SLG: 0.405										4	1	1	0	0	0	1				
26 Willy Mo Peña, R (1, 7) OBP: 0.292, SLG: 0.416										4	0	1	0	0	0	2				
10 Ronnie Belliard, R (1, 4) OBP: 0.323, SLG: 0.407										4	1	1	2	0	0	1				
3 Jesus Flores, R (1, 2) OBP: 0.315, SLG: 0.389										4	0	1	0	0	1	1				
47 Matt Chico, L (1, 1) OBP: 0.185, SLG: 0.190										1	0	0	0	0	0	0				
30 Justin Krawiec, R (6, PH) OBP: 0.386, SLG: 0.530										1	0	0	0	0	0	0				
Inning Stats	R: 0 E: 0 K: 2 S: 11	H: 0 LOB: 1 BB: 1 P: 19	R: 0 E: 0 K: 0 S: 12	H: 1 LOB: 1 BB: 0 P: 15	R: 0 E: 0 K: 0 S: 6	H: 1 LOB: 0 BB: 0 P: 8	R: 0 E: 0 K: 0 S: 10	H: 0 LOB: 0 BB: 0 P: 17	R: 0 E: 0 K: 0 S: 4	H: 2 LOB: 2 BB: 0 P: 14	R: 2 E: 0 K: 1 S: 24	H: 4 LOB: 2 BB: 0 P: 31	R: 0 E: 0 K: 1 S: 9	H: 0 LOB: 1 BB: 1 P: 16	R: 0 E: 0 K: 2 S: 15	H: 1 LOB: 1 BB: 0 P: 20	1B: 6 2B: 1 3B: 1 HR: 1	SF: 0 SAC: 0 DP: 1 HBP: 0	WP: 0 PB: 0 SB: 0 CS: 0	PA: 37
PITCHER	IP WLS BF H R ER SO BB IBB HBP BLK WP HR S P ERA WHIP																			
36 Chuck James, L (1, 1) ERA: 4.21	6.1 W 27 8 2 2 4 1 0 0 0 1 0 1 71 100 2.84 1.421																			
58 Peter Moylan, R (7, 1) ERA: 1.53	0.2 H 2 0 0 0 1 0 0 0 0 0 0 0 5 8 0.00 0.000																			
46 Manny Acosta, R (8, 1) ERA: 1.32	1.0 4 0 0 0 1 1 0 0 0 0 0 0 9 16 0.00 1.000																			
Tyler Yates, R (9, 1) ERA: 4.7	1.0 4 1 0 0 2 0 0 0 0 0 0 0 15 20 0.00 1.000																			

Batter	1	2	3	4	5	6	7	8	9	AB	R	H	RBI	BB	SO	LOB	BOTTOM			
19 Yunel Escobar, R (1, 4) OBP: 0.380, SLG: 0.437										4	3	2	1	1	1	0	Washington Nationals @ Atlanta Braves Turner Field, Atlanta, GA Sat Sep 08 2007, 7:05 PM EDT Att: 36,940 - Cloudy - 86 F			
Edgar Renteria, R (1, 6) OBP: 0.393, SLG: 0.487									4	1	2	0	0	0	1					
2 Kelly Johnson, L (8, PH) OBP: 0.384, SLG: 0.479									1	0	0	0	0	0	0					
10 Chipper Jones, S (1, 5) OBP: 0.384, SLG: 0.269									4	2	0	0	1	0	3					
Mark Teixeira, S (1, 3) OBP: 0.398, SLG: 0.540									4	2	2	2	0	0	2					
7 Jeff Francoeur, R (1, 9) OBP: 0.337, SLG: 0.444									2	1	1	4	2	1	0					
Andruw Jones, R (1, 8) OBP: 0.315, SLG: 0.420									3	0	0	1	0	1	3					
16 Brian McCann, L (1, 2) OBP: 0.322, SLG: 0.468									3	0	1	1	1	0	2					
23 Matt Diaz, R (1, 7) OBP: 0.375, SLG: 0.526									4	0	0	0	0	1	4					
36 Chuck James, L (1, 1) OBP: 0.163, SLG: 0.149									3	0	0	0	0	1	0					
Inning Stats	R: 2 E: 1 K: 0 S: 11	H: 2 LOB: 2 BB: 1 P: 17	R: 0 E: 0 K: 2 S: 13	H: 0 LOB: 0 BB: 0 P: 18	R: 0 E: 0 K: 0 S: 4	H: 0 LOB: 0 BB: 0 P: 6	R: 0 E: 0 K: 3 S: 12	H: 1 LOB: 1 BB: 0 P: 17	R: 4 E: 2 K: 0 S: 14	H: 3 LOB: 0 BB: 0 P: 21	R: 0 E: 0 K: 0 S: 4	H: 0 LOB: 0 BB: 0 P: 4	R: 2 E: 0 K: 0 S: 14	H: 1 LOB: 3 BB: 4 P: 32	R: 1 E: 0 K: 0 S: 8	H: 1 LOB: 0 BB: 0 P: 17	1B: 6 2B: 0 3B: 0 HR: 2	SF: 1 SAC: 0 DP: 0 HBP: 0	WP: 0 PB: 0 SB: 0 CS: 0	PA: 39
PITCHER	IP WLS BF H R ER SO BB IBB HBP BLK WP HR S P ERA WHIP																			
47 Matt Chico, L (1, 1) ERA: 4.61	5.0 L 24 6 6 0 5 1 0 0 0 0 0 1 54 79 0.00 1.400																			
Jonathan Albaladejo, R (6, 1) ERA: 3.84	1.0 3 0 0 0 0 0 0 0 0 0 0 0 4 4 0.00 0.000																			
52 Saul Rivera, R (7, 1) ERA: 3.84	0.2 6 1 2 2 0 3 0 0 0 0 0 0 8 20 27.00 6.000																			
Arnie Munoz, L (7, 1) ERA: 6.15	0.1 2 0 0 0 0 1 0 0 0 0 0 0 0 6 12 0.00 3.000																			
Winston Abreu, R (8, 1) ERA: 6.15	1.0 4 1 1 1 0 0 0 0 0 0 0 0 1 8 17 9.00 1.000																			

AB 35
R 2
H 9
RBI 2
BB 2
SO 8
LOB 17





WP: 0 PA: 37
PB: 0
SB: 0
CS: 0

AB 33
R 9
H 8
RBI 9
BB 5
SO 5
LOB 15



WP: 0 PA: 39
PB: 0
SB: 0
CS: 0

Batter	1	2	3	4	5	6	7	8	9	AB	R	H	RBI	BB	SO	LOB	TOP					
19 Yunel Escobar, R (1,5) OBP: 0.381, SLG: 0.433	2-2 K		4-1 CS BB			4-2 BB		0-1 G6-3		2	0	0	0	2	1	0	<p>Atlanta Braves @ New York Mets Shea Stadium, Flushing, NY Mon Sep 10 2007, 7:10 PM EDT Att: 48,557 - Cloudy - 73 F</p> <p>livebaseballscorecards.com</p> <p>AB 30 R 2 H 5 RBI 2 BB 2 SO 9 LOB 8</p> 					
Edgar Renteria, R (1,6) OBP: 0.386, SLG: 0.479	1-2 F9		1-1 CS	1-3 K		2-2 L5		1-2 G6-3		4	0	0	0	0	1	2						
23 Matt Diaz, R (1,7) OBP: 0.369, SLG: 0.518	1-0 L7			0-0 G6-3		2-3 K			3-3 K	4	0	0	0	0	2	2						
Mark Teixeira, S (1,3) OBP: 0.397, SLG: 0.547		1-2 P4		2-1 FC5-4 1B				0-0 G6-3		4	0	1	0	0	0	0						
7 Jeff Francoeur, R (1,9) OBP: 0.338, SLG: 0.443		0-0		0-2 FC5-4				1-2 16 HR 1B		4	1	2	0	0	0	1						
14 Martin Prado, R (1,4) OBP: 0.320, SLG: 0.354		2-3 1B			2-2 G5-3			2-2 P3		3	0	0	0	0	1	2						
16 Brian McCann, L (1,2) OBP: 0.321, SLG: 0.474		0-2 F8			0-1 P6			3-2 HR		3	1	1	2	0	0	1						
Willie Harris, L (1,8) OBP: 0.361, SLG: 0.411			1-1 F7		3-3 K			1-3 K		3	0	0	0	0	2	0						
15 Tim Hudson, R (1,1) OBP: 0.271, SLG: 0.279			0-3 K			1-2 23 BB 19 BB 1B			1-3 K	2	0	1	0	0	1	0						
2 Kelly Johnson, L (8, PH) OBP: 0.304, SLG: 0.477										1	0	0	0	0	1	0						
46 Manny Acosta, R (8, 1)										0	0	0	0	0	0	0						
Inning Stats	R: 0 E: 0 K: 1 S: 11	H: 0 LOB: 0 BB: 0 P: 15	R: 0 E: 0 K: 1 S: 10	H: 1 LOB: 1 BB: 0 P: 13	R: 0 E: 0 K: 1 S: 7	H: 0 LOB: 0 BB: 1 P: 13	R: 0 E: 0 K: 1 S: 13	H: 1 LOB: 1 BB: 0 P: 16	R: 0 E: 0 K: 1 S: 8	H: 0 LOB: 0 BB: 0 P: 13	R: 0 E: 0 K: 1 S: 17	H: 1 LOB: 1 BB: 1 P: 26	R: 2 E: 0 K: 1 S: 13	H: 2 LOB: 0 BB: 1 P: 20	R: 0 E: 0 K: 1 S: 11	H: 0 LOB: 0 BB: 0 P: 13	R: 0 E: 0 K: 1 S: 6	H: 0 LOB: 0 BB: 0 P: 10	1B: 4 2B: 0 3B: 0 HR: 1	SF: 0 SAC: 0 DP: 0 HBP: 0	WP: 0 PB: 0 SB: 0 CS: 1	PA: 33
PITCHER	IP WLS BF H R ER SO BB IBB HBP BLK WP HR S P ERA WHIP	7.0 W 26 5 2 2 7 2 0 0 0 0 1 79 116 2.57 1.000	1.0 H 3 0 0 0 1 0 0 0 0 0 0 11 13 0.00 0.000	1.0 S 3 0 0 0 1 0 0 0 0 0 0 6 10 0.00 0.000	PITCHER										IP WLS BF H R ER SO BB IBB HBP BLK WP HR S P ERA WHIP	3.2 1 10 1 0 1 3 0 1 0 0 0 0 11 13 0.00 0.000						

Batter	1	2	3	4	5	6	7	8	9	AB	R	H	RBI	BB	SO	LOB	BOTTOM			
7 José Reyes, S (1,6) OBP: 0.360, SLG: 0.427	0-1 FC5-4 15 FC4-6 1B		1-0 G4-3			4-1 SH1-4 1 5 HR 1 S BB	1-2 G4-3-6-4-5			3	2	1	0	1	0	1	<p>Atlanta Braves @ New York Mets Shea Stadium, Flushing, NY Mon Sep 10 2007, 7:10 PM EDT Att: 48,557 - Cloudy - 73 F</p> <p>livebaseballscorecards.com</p> <p>AB 27 R 3 H 5 RBI 3 BB 3 SO 3 LOB 11</p> 			
1 Luis Castillo, S (1,4) OBP: 0.357, SLG: 0.351	1-1 FC5-4 1B		1-1 G4-3			2-1 SH1-4		0-1 G3		3	0	1	0	0	0	0				
5 David Wright, R (1,5) OBP: 0.411, SLG: 0.544	0-2 FC5-4 15 FC4-6			1-2 G4-3		2-2 HR		4-1 15 BB		3	1	1	2	1	0	2				
15 Carlos Beltrán, S (1,8) OBP: 0.361, SLG: 0.533	1-0 FC4-6 18 FC5-4			2-2 G4-3		0-1 G3		2-3 K		4	0	0	1	0	1	2				
18 Moises Alou, R (1,7) OBP: 0.384, SLG: 0.526	0-1 FC5-4			0-0 G4-3		3-1 3B		1-3 K		4	0	1	0	0	1	2				
Endy Chavez, L (9, 7)										0	0	0	0	0	0	0				
Shawn Green, L (1,3) OBP: 0.330, SLG: 0.413		1-2 G6-3			3-1 G3	4-2 BB				2	0	0	0	1	0	0				
Paul Lo Duca, R (1,2) OBP: 0.314, SLG: 0.367		1-2 G3-1			1-2 1B	0-2 G4-3				3	0	1	0	0	0	2				
Lastings Milledge, R (1,9) OBP: 0.343, SLG: 0.437		2-2 G4-3			1-2 K			0-0 L9		3	0	0	0	0	1	1				
Oliver Pérez, L (1,1) OBP: 0.154, SLG: 0.154			1-1 G4-3		0-1 F7			2-2 7 HBP		2	0	0	0	0	0	1				
Ruben Gotay, S (7, PH) OBP: 0.370, SLG: 0.448										0	0	0	0	0	0	0				
Aaron Heilman, R (8, 1)										0	0	0	0	0	0	0				
13 Billy Wagner, L (9, 1)										0	0	0	0	0	0	0				
Inning Stats	R: 1 E: 0 K: 0 S: 10	H: 2 LOB: 1 BB: 0 P: 12	R: 0 E: 0 K: 0 S: 10	H: 0 LOB: 0 BB: 0 P: 14	R: 0 E: 0 K: 0 S: 5	H: 0 LOB: 0 BB: 0 P: 8	R: 0 E: 0 K: 0 S: 7	H: 0 LOB: 0 BB: 0 P: 10	R: 0 E: 0 K: 1 S: 10	H: 1 LOB: 1 BB: 0 P: 15	R: 2 E: 0 K: 0 S: 17	H: 2 LOB: 2 BB: 2 P: 32	R: 0 E: 0 K: 0 S: 6	H: 0 LOB: 0 BB: 0 P: 9	R: 0 E: 0 K: 2 S: 9	H: 0 LOB: 1 BB: 1 P: 16	1B: 3 2B: 0 3B: 1 HR: 1	SF: 0 SAC: 1 DP: 1 HBP: 1	WP: 0 PB: 0 SB: 0 CS: 0	PA: 32
PITCHER	IP WLS BF H R ER SO BB IBB HBP BLK WP HR S P ERA WHIP	7.0 L 28 5 3 3 3 2 0 0 0 0 0 65 100 3.86 1.000	1.0 4 0 0 0 0 2 1 0 0 0 0 0 9 16 0.00 1.000	PITCHER										IP WLS BF H R ER SO BB IBB HBP BLK WP HR S P ERA WHIP	1.0 4 0 0 0 0 2 1 0 0 0 0 0 9 16 0.00 1.000					

Batter	1	2	3	4	5	6	7	8	9	AB	R	H	RBI	BB	SO	LOB	TOP					
2 Kelly Johnson, L (1,4) OBP: 0.385, SLG: 0.475	F7		19 HR	19 FC6-4	19 1B		F7		G4-3	4	1	1	2	2	0	0						
19 Yunel Escobar, R (1,5) OBP: 0.380, SLG: 0.442	F9		HR	FC6-4	1B			G5-3	L8	6	2	2	2	0	0	2						
Edgar Renteria, R (1,6) OBP: 0.386, SLG: 0.476	G5-3		K	FC5-2	F7				G6-3	5	2	1	0	0	1	5						
14 Martin Prado, R (8,5) OBP: 0.314, SLG: 0.347				HR				16 BB	7 2B	1	0	0	0	0	0	0						
Mark Teixeira, S (1,3) OBP: 0.399, SLG: 0.554		16 2B	F9	HR						5	3	3	3	0	0	0						
16 Brian McCann, L (1,2) OBP: 0.324, SLG: 0.478	BB	38 F8-2	G6-3	G1-3				7 2B	G4-3	4	1	2	0	1	0	0						
7 Jeff Francoeur, R (1,9) OBP: 0.341, SLG: 0.446										3	2	2	2	2	0	1						
Andruw Jones, R (1,8) OBP: 0.315, SLG: 0.416										3	1	0	0	1	2	5						
Willie Harris, L (1,7) OBP: 0.364, SLG: 0.410										3	1	1	3	2	0	2						
38 Buddy Carlyle, L (1,1) OBP: 0.443, SLG: 0.420										2	0	1	1	0	0	3						
58 Peter Moylan, R (5,1) OBP: 0.246, SLG: 0.287										0	0	0	0	0	0	0						
Chris Woodward, R (7,PH) OBP: 0.246, SLG: 0.287										0	0	0	0	0	0	0						
Tyler Yates, R (7,1) OBP: 0.246, SLG: 0.287										0	0	0	0	0	0	0						
5 Brayan Peña, S (8,PH) OBP: 0.257, SLG: 0.346										0	0	0	0	0	0	2						
Jose Ascanio, R (8,1) OBP: 0.257, SLG: 0.346										0	0	0	0	0	0	0						
39 Rafael Soriano, R (9,1) OBP: 0.257, SLG: 0.346										0	0	0	0	0	0	0						
Inning Stats	R: 0 E: 0 K: 0 S: 7	H: 0 LOB: 0 BB: 0 P: 10	R: 1 E: 0 K: 1 S: 14	H: 2 LOB: 2 BB: 2 P: 24	R: 2 E: 0 K: 1 S: 9	H: 1 LOB: 0 BB: 1 P: 15	R: 6 E: 0 K: 0 S: 19	H: 4 LOB: 0 BB: 1 P: 37	R: 1 E: 0 K: 0 S: 15	H: 2 LOB: 3 BB: 2 P: 32	R: 0 E: 0 K: 1 S: 7	H: 1 LOB: 1 BB: 0 P: 8	R: 0 E: 0 K: 0 S: 5	H: 0 LOB: 0 BB: 0 P: 7	R: 3 E: 0 K: 0 S: 12	H: 3 LOB: 2 BB: 2 P: 28	R: 0 E: 0 K: 0 S: 6	H: 0 LOB: 0 BB: 0 P: 10	1B: 8 2B: 4 3B: 0 HR: 2	SF: 0 SAC: 1 DP: 1 HBP: 1	WP: 0 PB: 0 SB: 0 CS: 0	PA: 48
PITCHER	IP WLS BF H R ER SO BB IBB HBP BLK WP HR S P ERA WHIP																					
26 Orlando Hernandez, R (1,1) ERA: 3.75	3.0 L 19 6 8 8 2 4 0 0 1 0 0 1 42 74 24.00 3.333																					
Aaron Sele, R (4,1) ERA: 5.26	1.0 4 1 1 1 0 0 0 0 0 0 0 0 1 7 12 9.00 1.000																					
34 Mike Pelfrey, R (5,1) ERA: 5.23	2.0 11 3 1 1 1 2 0 0 0 0 0 0 22 40 4.50 2.500																					
36 Willie Collazo, L (7,1) ERA: 5.79	2.0 11 3 3 3 0 1 1 0 0 0 0 0 17 35 13.50 2.000																					
Philip Humber, R (9,1) ERA: 3.0	1.0 3 0 0 0 0 0 0 0 0 0 0 0 6 10 0.00 0.000																					

Atlanta Braves @ New York Mets
Shea Stadium, Flushing, NY
Tue Sep 11 2007, 7:10 PM EDT
Att: 48,732 - Cloudy - 74 F

AB 38
R 13
H 13
RBI 13
BB 8
SO 3
LOB 20



Batter	1	2	3	4	5	6	7	8	9	AB	R	H	RBI	BB	SO	LOB	BOTTOM					
7 José Reyes, S (1,6) OBP: 0.362, SLG: 0.434	SH		K						P6	5	1	3	0	0	1	0						
1 Luis Castillo, S (1,4) OBP: 0.354, SLG: 0.348	SH		G4-3		F7				G4-3	4	0	0	0	0	1	2						
5 David Wright, R (1,5) OBP: 0.411, SLG: 0.544	FC1-5		L6							3	0	1	1	1	0	2						
15 Carlos Beltrán, S (1,8) OBP: 0.360, SLG: 0.533										4	1	1	0	0	2	5						
Carlos Gómez, R (9,8) OBP: 0.300, SLG: 0.330	K			18 1B					P6	0	0	0	0	0	0	0						
18 Moises Alou, R (1,7) OBP: 0.385, SLG: 0.537	F9									4	2	2	1	0	0	4						
Endy Chavez, L (9,7) OBP: 0.304, SLG: 0.362										0	0	0	0	0	0	0						
Jeff Conine, R (1,3) OBP: 0.316, SLG: 0.391			L5		SF9				L7	3	0	0	1	0	0	0						
Paul Lo Duca, R (1,2) OBP: 0.314, SLG: 0.374										3	1	1	2	0	1	0						
36 Willie Collazo, L (7,1) OBP: 0.352, SLG: 0.451										0	0	0	0	0	0	0						
9 Marlon Anderson, L (8,PH) OBP: 0.352, SLG: 0.451										1	0	0	0	0	1	0						
Philip Humber, R (9,1) OBP: 0.352, SLG: 0.451										0	0	0	0	0	0	0						
Lastings Milledge, R (1,9) OBP: 0.341, SLG: 0.432										4	0	1	0	0	1	0						
26 Orlando Hernandez, R (1,1) OBP: 0.167, SLG: 0.208										1	0	0	0	0	0	1						
Aaron Sele, R (4,1) ERA: 5.26										0	0	0	0	0	0	0						
Shawn Green, L (4,PH) OBP: 0.329, SLG: 0.412										1	0	0	0	0	0	0						
34 Mike Pelfrey, R (5,1) OBP: 0.111, SLG: 0.059										0	0	0	0	0	0	0						
Sandy Alomar Jr., R (7,2) OBP: 0.133, SLG: 0.190										2	0	0	0	0	1	0						
Inning Stats	R: 0 E: 1 K: 1 S: 15	H: 1 LOB: 2 BB: 0 P: 22	R: 0 E: 0 K: 1 S: 10	H: 1 LOB: 1 BB: 0 P: 16	R: 0 E: 0 K: 1 S: 10	H: 0 LOB: 0 BB: 0 P: 12	R: 3 E: 0 K: 0 S: 14	H: 3 LOB: 0 BB: 0 P: 19	R: 0 E: 0 K: 1 S: 11	H: 1 LOB: 2 BB: 1 P: 20	R: 0 E: 0 K: 0 S: 7	H: 0 LOB: 0 BB: 0 P: 10	R: 1 E: 0 K: 1 S: 8	H: 2 LOB: 1 BB: 0 P: 14	R: 1 E: 0 K: 2 S: 12	H: 1 LOB: 0 BB: 0 P: 14	R: 0 E: 0 K: 1 S: 9	H: 0 LOB: 0 BB: 0 P: 14	1B: 2 2B: 5 3B: 0 HR: 2	SF: 1 SAC: 1 DP: 0 HBP: 0	WP: 0 PB: 0 SB: 0 CS: 0	PA: 38
PITCHER	IP WLS BF H R ER SO BB IBB HBP BLK WP HR S P ERA WHIP																					
38 Buddy Carlyle, R (1,1) ERA: 5.26	4.1 W 21 6 3 3 3 1 0 0 0 0 0 0 14 20 0.00 0.000																					
58 Peter Moylan, R (5,1) ERA: 1.89	1.2 5 0 0 0 1 0 0 0 0 0 0 0 8 14 9.00 2.000																					
Tyler Yates, R (7,1) ERA: 4.76	1.0 5 2 1 1 1 0 0 0 0 0 0 1 12 14 9.00 1.000																					
Jose Ascanio, R (8,1) ERA: 4.38	1.0 4 1 1 1 2 0 0 0 0 0 0 1 12 14 9.00 1.000																					
39 Rafael Soriano, R (9,1) ERA: 3.29	1.0 3 0 0 0 1 0 0 0 0 0 0 0 9 14 0.00 0.000																					

Atlanta Braves @ New York Mets
Shea Stadium, Flushing, NY
Tue Sep 11 2007, 7:10 PM EDT
Att: 48,732 - Cloudy - 74 F

AB 35
R 5
H 9
RBI 5
BB 1
SO 8
LOB 14



Batter	1	2	3	4	5	6	7	8	9	10	11	12	13	AB	R	H	RBI	BB	SO	LOB	TOP						
19 Yunel Escobar, R OBP: 0.360, SLG: 0.441 (1, 4)														6	1	3	0	1	2	1							
Edgar Renteria, R OBP: 0.280, SLG: 0.477 (1, 6)														5	1	3	0	0	0	2							
Pete Orr, L OBP: 0.210, SLG: 0.200 (9, PR)														5	2	3	1	2	0	1							
14 Martin Prado, R OBP: 0.315, SLG: 0.346 (9, 4)														5	1	1	2	2	1	5							
10 Chipper Jones, S OBP: 0.420, SLG: 0.600 (1, 5)														5	1	1	2	2	1	5							
Mark Teixeira, S OBP: 0.400, SLG: 0.552 (1, 3)														5	1	1	2	2	1	5							
7 Jeff Francoeur, R OBP: 0.342, SLG: 0.443 (1, 9)														6	0	1	2	1	2	5							
Andrew Jones, R OBP: 0.314, SLG: 0.414 (1, 8)														4	1	1	2	1	1	2							
16 Brian McCann, L OBP: 0.321, SLG: 0.469 (1, 2)														7	0	0	0	0	2	6							
23 Matt Diaz, R OBP: 0.369, SLG: 0.514 (1, 7)														4	0	2	1	0	1	0							
Willie Harris, L OBP: 0.362, SLG: 0.408 (8, 7)														2	0	0	0	0	0	0							
46 Choo James, L OBP: 0.362, SLG: 0.408 (8, 7)														1	0	0	0	0	0	0							
47 Matt Chico, L ERA: 4.61 (1, 1)	IP: 6.0	WLS: 25	BF: 6	H: 6	R: 3	ER: 3	SO: 4	BB: 1	IBB: 0	HBP: 0	BLK: 0	WP: 0	HR: 0	S: 64	P: 96	ERA: 4.50	WHIP: 1.167										
48 Chris Schroder, R ERA: 2.61 (7, 1)	0.2	4	1	0	0	1	1	0	0	0	0	0	0	9	18	0.00	3.000										
Arnie Munoz, L ERA: (7, 1)	0.1	2	0	0	0	1	0	1	0	0	0	0	0	3	10	0.00	0.000										
Jon Rauch, R ERA: 3.86 (8, 1)	1.0	H: 5	2	1	1	2	0	0	0	0	0	0	0	13	18	9.00	2.000										
32 Chad Cordero, R ERA: 3.09 (8, 1)	1.0	B: 7	2	1	1	1	1	1	0	0	0	0	0	19	37	9.00	3.000										
Inning Stats	R: 3 E: 0 K: 1 S: 22	H: 4 LOB: 1 BB: 0 P: 31	R: 0 E: 0 K: 0 S: 6	H: 1 LOB: 1 BB: 0 P: 6	R: 0 E: 0 K: 1 S: 10	H: 0 LOB: 1 BB: 1 P: 20	R: 0 E: 0 K: 1 S: 5	H: 0 LOB: 0 BB: 0 P: 7	R: 0 E: 0 K: 0 S: 8	H: 1 LOB: 1 BB: 0 P: 13	R: 0 E: 0 K: 1 S: 13	H: 0 LOB: 0 BB: 0 P: 19	R: 1 E: 0 K: 2 S: 12	H: 2 LOB: 1 BB: 0 P: 18	R: 1 E: 0 K: 1 S: 9	H: 2 LOB: 3 BB: 2 P: 37	R: 0 E: 0 K: 0 S: 7	H: 0 LOB: 1 BB: 1 P: 15	R: 0 E: 0 K: 1 S: 12	H: 0 LOB: 0 BB: 0 P: 18	R: 3 E: 0 K: 1 S: 16	H: 3 LOB: 1 BB: 1 P: 24	1B: 11 2B: 4 3B: 0 HR: 0	SF: 2 SAC: 1 DP: 0 HBP: 0	WP: 0 PB: 1 SB: 2 CS: 0	PA: 61	
PITCHER	IP: 6.0	WLS: 25	BF: 6	H: 6	R: 3	ER: 3	SO: 4	BB: 1	IBB: 0	HBP: 0	BLK: 0	WP: 0	HR: 0	S: 64	P: 96	ERA: 4.50	WHIP: 1.167										
52 Saul Rivera, R ERA: 3.98 (10, 1)	2.0	10	3	0	0	1	0	0	0	0	0	0	0	16	30	0.00	1.000										
Jonathan Albaladejo, R ERA: 2.64 (12, 1)	1.0	L: 7	3	3	3	3	1	1	0	0	0	0	0	12	18	0.00	0.000										
Jesus Colome, R ERA: 3.59 (13, 1)	1.0	L: 7	3	3	3	3	1	1	0	0	0	0	0	16	24	27.00	4.000										

Atlanta Braves @ Washington Nationals
Robert F. Kennedy Memorial Stadium, Washington, DC
Fr Sep 14 2007, 7:05 PM EDT
Att. 18,568 - Rain - 74 F

AB 51
R 8
H 15
RBI 8
BB 7
SO 11
LOB 24





Batter	1	2	3	4	5	6	7	8	9	10	11	12	13	AB	R	H	RBI	BB	SO	LOB	BOTTOM							
Felipe Lopez, S OBP: 0.300, SLG: 0.348 (1, 6)														6	0	0	0	1	1	3								
10 Ronnie Belliard, R OBP: 0.320, SLG: 0.421 (1, 4)														7	3	4	1	0	0	3								
11 Ryan Zimmerman, R OBP: 0.326, SLG: 0.488 (1, 5)														6	1	2	3	1	1	2								
21 Dmitri Young, S OBP: 0.361, SLG: 0.498 (8, 1)														4	0	0	0	0	0	2	1							
32 Chad Cordero, R ERA: (8, 1)														0	0	0	0	0	0	0								
Ryan Church, L OBP: 0.341, SLG: 0.443 (10, 7)														0	0	0	0	0	0	0								
25 Austin Kearns, R OBP: 0.349, SLG: 0.404 (1, 9)														5	0	0	0	2	2	2								
26 Willy Mo Peña, R ERA: 4.3 (4, 1)														4	1	3	0	0	0	0								
3 Jesus Flores, R OBP: 0.320, SLG: 0.387 (1, 2)														6	0	2	0	0	0	7								
30 Justin Maxwell, R OBP: 0.333, SLG: 0.833 (8, 8)														3	0	1	0	0	1	3								
Nook Logan, S OBP: 0.311, SLG: 0.346 (8, 8)														3	0	0	0	0	0	0								
47 Matt Chico, L OBP: 0.143, SLG: 0.143 (8, PR)														2	0	0	1	0	0	3								
D'Angelo Jimenez, S OBP: 0.237, SLG: 0.216 (7, 1)														0	0	0	0	0	0	0								
49 Chris Schroder, R ERA: (7, 1)														0	0	0	0	0	0	0								
Arnie Munoz, L ERA: (7, 1)														0	0	0	0	0	0	0								
Robert Flick, L OBP: 0.298, SLG: 0.281 (8, 3)														2	0	0	0	1	1	0								
Inning Stats	R: 1 E: 0 K: 1 S: 15	H: 1 LOB: 0 BB: 0 P: 19	R: 0 E: 0 K: 0 S: 18	H: 2 LOB: 2 BB: 0 P: 26	R: 1 E: 0 K: 1 S: 15	H: 2 LOB: 1 BB: 0 P: 22	R: 1 E: 0 K: 1 S: 16	H: 2 LOB: 2 BB: 1 P: 23	R: 0 E: 0 K: 1 S: 8	H: 0 LOB: 0 BB: 0 P: 13	R: 0 E: 0 K: 2 S: 11	H: 1 LOB: 2 BB: 1 P: 20	R: 2 E: 0 K: 1 S: 13	H: 3 LOB: 1 BB: 0 P: 22	R: 0 E: 0 K: 1 S: 9	H: 0 LOB: 0 BB: 0 P: 12	R: 0 E: 0 K: 2 S: 9	H: 1 LOB: 3 BB: 2 P: 26	R: 0 E: 0 K: 0 S: 9	H: 0 LOB: 1 BB: 1 P: 17	R: 0 E: 0 K: 0 S: 10	H: 0 LOB: 0 BB: 0 P: 15	R: 0 E: 1 K: 1 S: 11	H: 0 LOB: 1 BB: 0 P: 17	1B: 6 2B: 4 3B: 0 HR: 2	SF: 0 SAC: 0 DP: 0 HBP: 0	WP: 1 PB: 0 SB: 1 CS: 0	PA: 59
PITCHER	IP: 3.0	WLS: 15	BF: 6	H: 3	R: 3	ER: 3	SO: 2	BB: 0	IBB: 0	HBP: 0	BLK: 0	WP: 0	HR: 0	S: 69	P: 100	ERA: 9.000	WHIP: 2.000											
46 Manny Acosta, R ERA: 1.62 (10, 1)	1.0	10	5	0	0	0	0	2	0	0	0	1	0	9	18	0.00	2.000											
Ron Mahay, L ERA: 2.54 (11, 1)	1.0	W: 7	0	0	0	1	0	0	0	0	0	0	0	21	32	0.00	0.000											
Jose Ascencio, R ERA: 3.77 (12, 1)	2.0	W: 7	0	0	0	1	0	0	0	0	0	0	0	21	32	0.00	0.000											

Atlanta Braves @ Washington Nationals
Robert F. Kennedy Memorial Stadium, Washington, DC
Fr Sep 14 2007, 7:05 PM EDT
Att. 18,568 - Rain - 74 F

AB 52
R 5
H 12
RBI 5
BB 7
SO 10
LOB 31



Batter	1	2	3	4	5	6	7	8	9	AB	R	H	RBI	BB	SO	LOB	TOP			
2 Kelly Johnson, L (1,4) OBP: 0.380, SLG: 0.465	K		10 HR BB	G3			F7		F7	4	1	0	0	1	1	2	Atlanta Braves @ Washington Nationals Robert F. Kennedy Memorial Stadium, Washington, DC Sat Sep 15 2007, 7:05 PM EDT Att: 26,866 - Clear - 66 F livebaseballscorecards.com AB 35 R 4 H 11 RBI 4 BB 4 SO 3 LOB 18 			
Edgar Renteria, R (1,6) OBP: 0.394, SLG: 0.479 Chris Woodward, R (9, FR) OBP: 0.246, SLG: 0.267	10 WP 1B		10 HR 1B	G5-3			10 FC6-4 1B		10 G6-4-3 BB	4	1	3	0	1	0	0				
10 Chipper Jones, S (1,5) OBP: 0.421, SLG: 0.606	1B		HR				7 G5-4-3 1B		1-2 G6-4-3	4	1	2	3	1	0	4				
Mark Teixeira, S (1,3) OBP: 0.399, SLG: 0.549	F9		7 FC4-6 1B				F8		G4-3	4	0	1	0	0	0	3				
7 Jeff Francoeur, R (1,9) OBP: 0.341, SLG: 0.442	K		FC4-6 BB				G5-4-3		1B	4	0	1	0	0	1	4				
Andrew Jones, R (1,8) OBP: 0.315, SLG: 0.414			1B				F9		P6	3	0	1	0	1	0	1				
23 Matt Diaz, R (1,7) OBP: 0.365, SLG: 0.508	F9		F9				G6-3		F9	4	0	0	0	0	0	4				
Corky Miller, R (1,2) OBP: 0.286, SLG: 0.450 19 Yunel Escobar, R (9, PH) OBP: 0.362, SLG: 0.443	F7		HR				P6		BB 16 1B	3	1	1	1	0	0	0				
Lance Cormier, R (1,1) 38 Buddy Carlyle, L (3,1) 58 Peter Moylan, R (5,1) Willie Harris, L (7, PH) Ron Mahay, L (7,1) Royce Ring, L (8,1) 16 Brian McCann, L (9, PH) Pete Orr, L (9, PH)	G5-3		K				F7		1B	1	0	0	0	0	0	0				
Inning Stats	R: 0 E: 0 K: 2 S: 13	H: 1 LOB: 2 BB: 1 P: 22	R: 0 E: 0 K: 0 S: 10	H: 1 LOB: 0 BB: 0 P: 13	R: 3 E: 0 K: 0 S: 13	H: 3 LOB: 2 BB: 2 P: 26	R: 1 E: 0 K: 1 S: 13	H: 1 LOB: 0 BB: 0 P: 18	R: 0 E: 0 K: 0 S: 4	H: 0 LOB: 0 BB: 0 P: 6	R: 0 E: 0 K: 0 S: 7	H: 1 LOB: 1 BB: 0 P: 8	R: 0 E: 0 K: 0 S: 12	H: 1 LOB: 3 BB: 1 P: 16	R: 0 E: 0 K: 0 S: 8	H: 2 LOB: 3 BB: 1 P: 17		1B: 9 2B: 0 3B: 0 HR: 2	SF: 0 SAC: 0 DP: 2 HBP: 0	WP: 1 PB: 0 SB: 0 CS: 0
PITCHER	IP WLS BF H R ER SO BB IBB HBP BLK WP HR S P ERA WHIP																			
57 Jason Bergmann, R (1,1) ERA: 4.38	6.2 W 29 8 4 4 3 3 0 0 0 1 2 63 96 5.40 1.650																			
Arnie Munoz, L (7,1) ERA:	0.1 H 1 0 0 0 0 0 0 0 0 0 1 1 0.00 0.000																			
Jon Rauch, R (8,1) ERA: 3.81	1.0 H 4 1 0 0 0 0 0 0 0 0 12 16 0.00 1.000																			
32 Chad Cordero, R (9,1) ERA: 3.04	1.0 S 5 2 0 0 0 1 0 0 0 0 0 8 17 0.00 3.000																			

Batter	1	2	3	4	5	6	7	8	9	AB	R	H	RBI	BB	SO	LOB	BOTTOM			
Nook Logan, S (1,8) OBP: 0.307, SLG: 0.341	E4 HR	G1-4-3		G6-3			K			4	1	0	0	0	1	2	Atlanta Braves @ Washington Nationals Robert F. Kennedy Memorial Stadium, Washington, DC Sat Sep 15 2007, 7:05 PM EDT Att: 26,866 - Clear - 66 F livebaseballscorecards.com AB 29 R 7 H 8 RBI 7 BB 5 SO 5 LOB 9 			
D'Angelo Jimenez, S (1,6) OBP: 0.358, SLG: 0.299 Felipe Lopez, S (8,6) OBP: 0.304, SLG: 0.348	HR		E9 HR	2B			11 CS 1B		F9	3	2	3	2	0	0	0				
11 Ryan Zimmerman, R (1,5) OBP: 0.327, SLG: 0.469	G4-3		HR	BB			K		25 2B	3	2	1	0	1	1	1				
21 Dmitri Young, S (1,3) OBP: 0.382, SLG: 0.498 Robert Fick, L (3, PH) OBP: 0.299, SLG: 0.301	25 BB BB		HR				K		K	0	0	0	0	1	0	0				
25 Austin Kearns, R (1,9) OBP: 0.350, SLG: 0.406	26 G1-4-3 BB		F8				G4-3		10 1B	3	1	1	1	1	0	0				
26 Willy Mo Peña, R (1,7) OBP: 0.309, SLG: 0.459 32 Chad Cordero, R (9,1)	G1-4-3		K				G6-3		10 1B	3	0	0	0	1	1	2				
10 Ronnie Belliard, R (1,4) OBP: 0.328, SLG: 0.420		G6-3	P3				G4-3		1-3 2H	4	0	1	1	0	0	0				
Brian Schneider, L (1,2) OBP: 0.321, SLG: 0.331	57 SH1-4 BB		G6-3 1B				F9		G1-3	3	0	1	0	1	0	2				
57 Jason Bergmann, R (1,1) OBP: 0.125, SLG: 0.097 Arnie Munoz, L (7,1) Tony Batista, R (7, PH) OBP: 0.361, SLG: 0.337 Jon Rauch, R (8,1) Ryan Langerhans, L (9,7) OBP: 0.288, SLG: 0.291	SH1-4		B5				G5-3			1	0	0	0	0	0	1				
Inning Stats	R: 2 E: 1 K: 0 S: 14	H: 1 LOB: 1 BB: 2 P: 26	R: 0 E: 0 K: 0 S: 9	H: 0 LOB: 1 BB: 1 P: 15	R: 3 E: 1 K: 1 S: 18	H: 2 LOB: 0 BB: 1 P: 30	R: 0 E: 0 K: 0 S: 5	H: 1 LOB: 0 BB: 0 P: 8	R: 0 E: 0 K: 2 S: 10	H: 1 LOB: 0 BB: 0 P: 15	R: 0 E: 0 K: 0 S: 6	H: 0 LOB: 0 BB: 0 P: 10	R: 0 E: 0 K: 1 S: 8	H: 0 LOB: 0 BB: 0 P: 10	R: 2 E: 0 K: 1 S: 15	H: 3 LOB: 2 BB: 1 P: 24		1B: 3 2B: 4 3B: 0 HR: 2	SF: 0 SAC: 1 DP: 3 HBP: 0	WP: 0 PB: 0 SB: 0 CS: 1
PITCHER	IP WLS BF H R ER SO BB IBB HBP BLK WP HR S P ERA WHIP																			
Lance Cormier, R (1,1) ERA: 7.09	2.0 L 13 4 0 0 1 4 0 0 0 0 0 13 20 0.00 0.500																			
38 Buddy Carlyle, R (3,1) ERA: 5.16	2.0 6 1 0 0 1 0 0 0 0 0 0 16 25 0.00 0.500																			
58 Peter Moylan, R (5,1) ERA: 1.82	2.0 6 1 0 0 2 0 0 0 0 0 0 20 30 10.80 1.200																			
Ron Mahay, L (7,1) ERA: 2.76	1.2 8 2 2 2 2 0 1 0 0 0 0 3 4 0.00 3.000																			
Royce Ring, L (8,1) ERA: 2.55	0.1 2 1 0 0 0 0 0 0 0 0 0 3 4 0.00 3.000																			

Batter	1	2	3	4	5	6	7	8	9	AB	R	H	RBI	BB	SO	LOB	TOP																																																																																																													
2 Hanley Ramirez, R OBP: 0.390, SLG: 0.570										5	0	2	1	0	0	1	Florida Marlins @ Atlanta Braves Turner Field, Atlanta, GA Mon Sep 17 2007, 7:05 PM EDT Att: 20,957 - Clear - 76 F																																																																																																													
6 Dan Uggla, R OBP: 0.320, SLG: 0.473										4	0	0	0	0	2	2																																																																																																														
27 Jeremy Hermida, L OBP: 0.368, SLG: 0.500										3	1	1	0	2	0	0																																																																																																														
Miguel Cabrera, R OBP: 0.398, SLG: 0.565										5	0	0	0	0	3	3																																																																																																														
Mike Jacobs, L OBP: 0.328, SLG: 0.476										4	2	2	1	0	0	0																																																																																																														
12 Cody Ross, R OBP: 0.413, SLG: 0.689										4	2	3	2	0	0	0																																																																																																														
Miguel Olivo, R OBP: 0.260, SLG: 0.409										4	0	1	1	0	0	2																																																																																																														
4 Alfredo Amezaga, S OBP: 0.324, SLG: 0.361										3	1	1	1	1	0	2																																																																																																														
Byung-Hyun Kim, R OBP: 0.297, SLG: 0.399										2	0	0	0	0	1	1																																																																																																														
38 Daniel Espinoza, R OBP: 0.225, SLG: 0.698										0	0	0	0	0	0	0																																																																																																														
Inning Stats	R: 0 E: 0 K: 0 S: 5	H: 0 LOB: 0 BB: 0 P: 8	R: 1 E: 0 K: 1 S: 11	H: 2 LOB: 1 BB: 0 P: 14	R: 0 E: 0 K: 1 S: 13	H: 2 LOB: 2 BB: 0 P: 19	R: 0 E: 0 K: 1 S: 11	H: 0 LOB: 0 BB: 0 P: 14	R: 0 E: 0 K: 1 S: 11	H: 0 LOB: 0 BB: 0 P: 15	R: 0 E: 0 K: 0 S: 6	H: 0 LOB: 0 BB: 0 P: 6	R: 3 E: 0 K: 1 S: 17	H: 4 LOB: 1 BB: 0 P: 22	R: 2 E: 0 K: 0 S: 14	H: 2 LOB: 1 BB: 1 P: 24	R: 0 E: 0 K: 2 S: 12	H: 0 LOB: 2 BB: 1 P: 20	1B: 5 2B: 3 3B: 0 HR: 2	SF: 0 SAC: 0 DP: 0 HBP: 1	WP: 1 PB: 0 SB: 1 CS: 0	PA: 40																																																																																																								
PITCHER	IP WLS BF H R ER SO BB IBB HBP BLK WP HR S P ERA WHIP	<table border="1"> <thead> <tr> <th>PITCHER</th> <th>IP</th> <th>WLS</th> <th>BF</th> <th>H</th> <th>R</th> <th>ER</th> <th>SO</th> <th>BB</th> <th>IBB</th> <th>HBP</th> <th>BLK</th> <th>WP</th> <th>HR</th> <th>S</th> <th>P</th> <th>ERA</th> <th>WHIP</th> </tr> </thead> <tbody> <tr> <td>29 John Smoltz, R</td> <td>(1.1)</td> <td>6.0</td> <td>W</td> <td>22</td> <td>4</td> <td>1</td> <td>1</td> <td>4</td> <td>1</td> <td>0</td> <td>0</td> <td>0</td> <td>0</td> <td>1</td> <td>57</td> <td>76</td> <td>1.50</td> <td>0.833</td> </tr> <tr> <td>Jose Ascanio, R</td> <td>(7.1)</td> <td>0.2</td> <td></td> <td>6</td> <td>4</td> <td>3</td> <td>3</td> <td>0</td> <td>0</td> <td>0</td> <td>0</td> <td>0</td> <td>1</td> <td>14</td> <td>18</td> <td>40.50</td> <td>6.000</td> </tr> <tr> <td>46 Manny Acosta, R</td> <td>(7.1)</td> <td>0.2</td> <td></td> <td>4</td> <td>1</td> <td>2</td> <td>2</td> <td>1</td> <td>1</td> <td>0</td> <td>0</td> <td>0</td> <td>1</td> <td>8</td> <td>15</td> <td>27.00</td> <td>3.000</td> </tr> <tr> <td>58 Peter Moylan, R</td> <td>(8.1)</td> <td>0.2</td> <td></td> <td>3</td> <td>1</td> <td>0</td> <td>0</td> <td>0</td> <td>0</td> <td>0</td> <td>0</td> <td>0</td> <td>0</td> <td>9</td> <td>13</td> <td>0.00</td> <td>1.500</td> </tr> <tr> <td>39 Rafael Soriano, R</td> <td>(9.1)</td> <td>1.0</td> <td></td> <td>5</td> <td>0</td> <td>0</td> <td>0</td> <td>2</td> <td>1</td> <td>0</td> <td>1</td> <td>0</td> <td>0</td> <td>12</td> <td>20</td> <td>0.00</td> <td>1.000</td> </tr> </tbody> </table>																PITCHER	IP	WLS	BF	H	R	ER	SO	BB	IBB	HBP	BLK	WP	HR	S	P	ERA	WHIP	29 John Smoltz, R	(1.1)	6.0	W	22	4	1	1	4	1	0	0	0	0	1	57	76	1.50	0.833	Jose Ascanio, R	(7.1)	0.2		6	4	3	3	0	0	0	0	0	1	14	18	40.50	6.000	46 Manny Acosta, R	(7.1)	0.2		4	1	2	2	1	1	0	0	0	1	8	15	27.00	3.000	58 Peter Moylan, R	(8.1)	0.2		3	1	0	0	0	0	0	0	0	0	9	13	0.00	1.500	39 Rafael Soriano, R	(9.1)	1.0		5	0	0	0	2	1	0	1	0	0	12	20	0.00	1.000
PITCHER	IP	WLS	BF	H	R	ER	SO	BB	IBB	HBP	BLK	WP	HR	S	P	ERA	WHIP																																																																																																													
29 John Smoltz, R	(1.1)	6.0	W	22	4	1	1	4	1	0	0	0	0	1	57	76	1.50	0.833																																																																																																												
Jose Ascanio, R	(7.1)	0.2		6	4	3	3	0	0	0	0	0	1	14	18	40.50	6.000																																																																																																													
46 Manny Acosta, R	(7.1)	0.2		4	1	2	2	1	1	0	0	0	1	8	15	27.00	3.000																																																																																																													
58 Peter Moylan, R	(8.1)	0.2		3	1	0	0	0	0	0	0	0	0	9	13	0.00	1.500																																																																																																													
39 Rafael Soriano, R	(9.1)	1.0		5	0	0	0	2	1	0	1	0	0	12	20	0.00	1.000																																																																																																													

Batter	1	2	3	4	5	6	7	8	9	AB	R	H	RBI	BB	SO	LOB	BOTTOM																																																																																																												
2 Kelly Johnson, L OBP: 0.382, SLG: 0.473										4	3	2	0	0	1	1	Florida Marlins @ Atlanta Braves Turner Field, Atlanta, GA Mon Sep 17 2007, 7:05 PM EDT Att: 20,957 - Clear - 76 F																																																																																																												
Edgar Renteria, R OBP: 0.390, SLG: 0.473										4	1	1	0	0	0	2																																																																																																													
19 Yunel Escobar, R OBP: 0.384, SLG: 0.444										1	0	1	0	0	0	0																																																																																																													
10 Chipper Jones, S OBP: 0.425, SLG: 0.698										4	2	3	2	0	0	0																																																																																																													
Chris Woodward, R OBP: 0.245, SLG: 0.265										1	0	0	0	0	0	2																																																																																																													
Mark Teixeira, S OBP: 0.352, SLG: 0.582										2	2	1	0	0	1	0																																																																																																													
Jose Ascanio, R										0	0	0	0	0	0	0																																																																																																													
46 Manny Acosta, R										0	0	0	0	0	0	0																																																																																																													
58 Peter Moylan, R										0	0	0	0	0	0	0																																																																																																													
Julio Franco, R										1	0	1	1	0	0	0																																																																																																													
39 Rafael Soriano, R										0	0	0	0	0	0	0																																																																																																													
16 Brian McCann, L OBP: 0.322, SLG: 0.466										1	1	0	1	1	0	2																																																																																																													
5 Brayan Peña, S OBP: 0.207, SLG: 0.310										2	0	0	0	0	1	2																																																																																																													
7 Jeff Francoeur, R OBP: 0.340, SLG: 0.441										4	1	2	3	0	1	2																																																																																																													
Andruw Jones, R OBP: 0.316, SLG: 0.418										3	1	2	3	1	0	0																																																																																																													
28 Brandon Jones, L OBP: 0.316, SLG: 0.418										3	0	0	1	0	2	2																																																																																																													
29 John Smoltz, R OBP: 0.113, SLG: 0.115										3	0	1	0	0	2	1																																																																																																													
Scott Thorman, L OBP: 0.258, SLG: 0.389										1	0	0	0	0	0	1																																																																																																													
Inning Stats	R: 1 E: 0 K: 1 S: 13	H: 1 LOB: 2 BB: 0 P: 26	R: 0 E: 1 K: 1 S: 7	H: 0 LOB: 1 BB: 0 P: 11	R: 4 E: 0 K: 0 S: 15	H: 5 LOB: 1 BB: 0 P: 28	R: 0 E: 0 K: 1 S: 8	H: 0 LOB: 0 BB: 0 P: 8	R: 5 E: 0 K: 2 S: 16	H: 5 LOB: 1 BB: 1 P: 27	R: 0 E: 0 K: 2 S: 10	H: 0 LOB: 0 BB: 0 P: 18	R: 0 E: 0 K: 1 S: 9	H: 0 LOB: 1 BB: 1 P: 16	R: 1 E: 0 K: 0 S: 10	H: 3 LOB: 1 BB: 0 P: 10	R: 0 E: 0 K: 0 S: 10	H: 0 LOB: 1 BB: 0 P: 10	1B: 10 2B: 5 3B: 0 HR: 1	SF: 2 SAC: 0 DP: 3 HBP: 3	WP: 1 PB: 0 SB: 0 CS: 1	PA: 41																																																																																																							
PITCHER	IP WLS BF H R ER SO BB IBB HBP BLK WP HR S P ERA WHIP	<table border="1"> <thead> <tr> <th>PITCHER</th> <th>IP</th> <th>WLS</th> <th>BF</th> <th>H</th> <th>R</th> <th>ER</th> <th>SO</th> <th>BB</th> <th>IBB</th> <th>HBP</th> <th>BLK</th> <th>WP</th> <th>HR</th> <th>S</th> <th>P</th> <th>ERA</th> <th>WHIP</th> </tr> </thead> <tbody> <tr> <td>Byung-Hyun Kim, R</td> <td>(1.1)</td> <td>4.0</td> <td>L</td> <td>24</td> <td>9</td> <td>9</td> <td>9</td> <td>3</td> <td>0</td> <td>0</td> <td>0</td> <td>0</td> <td>1</td> <td>11</td> <td>15</td> <td>9.00</td> <td>2.500</td> </tr> <tr> <td>36 Daniel Barone, R</td> <td>(5.1)</td> <td>1.0</td> <td></td> <td>5</td> <td>2</td> <td>1</td> <td>1</td> <td>2</td> <td>0</td> <td>0</td> <td>0</td> <td>0</td> <td>0</td> <td>11</td> <td>15</td> <td>9.00</td> <td>2.000</td> </tr> <tr> <td>37 Renyel Pinto, L</td> <td>(6.1)</td> <td>1.0</td> <td></td> <td>3</td> <td>0</td> <td>0</td> <td>0</td> <td>2</td> <td>0</td> <td>0</td> <td>0</td> <td>0</td> <td>0</td> <td>10</td> <td>18</td> <td>0.00</td> <td>0.000</td> </tr> <tr> <td>22 Matt Lindstrom, R</td> <td>(7.1)</td> <td>1.0</td> <td></td> <td>4</td> <td>0</td> <td>0</td> <td>0</td> <td>1</td> <td>1</td> <td>0</td> <td>0</td> <td>0</td> <td>0</td> <td>9</td> <td>16</td> <td>0.00</td> <td>1.000</td> </tr> <tr> <td>48 Lee Gardner, R</td> <td>(8.1)</td> <td>1.0</td> <td></td> <td>5</td> <td>3</td> <td>1</td> <td>1</td> <td>0</td> <td>0</td> <td>0</td> <td>0</td> <td>0</td> <td>0</td> <td>10</td> <td>10</td> <td>9.00</td> <td>3.000</td> </tr> </tbody> </table>																PITCHER	IP	WLS	BF	H	R	ER	SO	BB	IBB	HBP	BLK	WP	HR	S	P	ERA	WHIP	Byung-Hyun Kim, R	(1.1)	4.0	L	24	9	9	9	3	0	0	0	0	1	11	15	9.00	2.500	36 Daniel Barone, R	(5.1)	1.0		5	2	1	1	2	0	0	0	0	0	11	15	9.00	2.000	37 Renyel Pinto, L	(6.1)	1.0		3	0	0	0	2	0	0	0	0	0	10	18	0.00	0.000	22 Matt Lindstrom, R	(7.1)	1.0		4	0	0	0	1	1	0	0	0	0	9	16	0.00	1.000	48 Lee Gardner, R	(8.1)	1.0		5	3	1	1	0	0	0	0	0	0	10	10	9.00	3.000
PITCHER	IP	WLS	BF	H	R	ER	SO	BB	IBB	HBP	BLK	WP	HR	S	P	ERA	WHIP																																																																																																												
Byung-Hyun Kim, R	(1.1)	4.0	L	24	9	9	9	3	0	0	0	0	1	11	15	9.00	2.500																																																																																																												
36 Daniel Barone, R	(5.1)	1.0		5	2	1	1	2	0	0	0	0	0	11	15	9.00	2.000																																																																																																												
37 Renyel Pinto, L	(6.1)	1.0		3	0	0	0	2	0	0	0	0	0	10	18	0.00	0.000																																																																																																												
22 Matt Lindstrom, R	(7.1)	1.0		4	0	0	0	1	1	0	0	0	0	9	16	0.00	1.000																																																																																																												
48 Lee Gardner, R	(8.1)	1.0		5	3	1	1	0	0	0	0	0	0	10	10	9.00	3.000																																																																																																												



Batter	1	2	3	4	5	6	7	8	9	AB	R	H	RBI	BB	SO	LOB	TOP						
2 Hanley Ramirez, R OBP: 0.390, SLG: 0.568	G5-3		G5-3		G5-3		F8			4	1	1	0	1	0	1	Florida Marlins @ Atlanta Braves Turner Field, Atlanta, GA Tue Sep 18 2007, 7:35 PM EDT Att: 22,076 - Clear - 77 F						
6 Dan Uggla, R OBP: 0.319, SLG: 0.473	F9		SF7		K		K		P3	4	0	1	1	0	1	2							
27 Jeremy Hermida, L OBP: 0.366, SLG: 0.496	K		F9		K		1B		F7	5	0	1	0	0	2	3							
Miguel Cabrera, R OBP: 0.400, SLG: 0.564		G4-3		1B		14			G5-3	4	0	2	2	1	0	0							
14 Josh Willingham, R OBP: 0.365, SLG: 0.467		K		K		G4-3				3	0	0	0	1	2	2							
Mike Jacobs, L OBP: 0.320, SLG: 0.477		K		1B		G3				4	0	2	0	0	1	3							
12 Cody Ross, R OBP: 0.415, SLG: 0.682			F7		G6-4-3					3	1	1	0	1	0	4							
Miguel Olivo, R OBP: 0.259, SLG: 0.406			K		K		F8		K	3	0	0	0	1	2	3							
Chris Seddon, L 19 Logan Kensing, R 4 Alfredo Amezaga, S 32 Justin Miller, R Jason Wood, R 57 Taylor Tankersley, L			K		G1-3		G5-3			2	0	0	0	0	1	2							
Inning Stats	R: 0 E: 0 K: 1 S: 8	H: 0 LOB: 0 BB: 0 P: 16	R: 0 E: 0 K: 2 S: 11	H: 0 LOB: 0 BB: 0 P: 19	R: 1 E: 0 K: 1 S: 12	H: 1 LOB: 2 BB: 2 P: 25	R: 0 E: 0 K: 2 S: 15	H: 1 LOB: 1 BB: 1 P: 24	R: 0 E: 0 K: 0 S: 9	H: 2 LOB: 1 BB: 0 P: 9	R: 2 E: 0 K: 1 S: 20	H: 3 LOB: 3 BB: 2 P: 36	R: 0 E: 0 K: 1 S: 8	H: 1 LOB: 0 BB: 0 P: 13	R: 0 E: 0 K: 0 S: 5	H: 0 LOB: 0 BB: 0 P: 9		1B: 8 2B: 1 3B: 0 HR: 0	SF: 1 DP: 1 HBP: 0	WP: 0 PB: 0 SB: 0 CS: 0	PA: 40		
PITCHER	IP WLS BF H R ER SO BB IBB HBP BLK WP HR S P ERA WHIP	IP WLS BF H R ER SO BB IBB HBP BLK WP HR S P ERA WHIP	IP WLS BF H R ER SO BB IBB HBP BLK WP HR S P ERA WHIP	IP WLS BF H R ER SO BB IBB HBP BLK WP HR S P ERA WHIP	IP WLS BF H R ER SO BB IBB HBP BLK WP HR S P ERA WHIP	IP WLS BF H R ER SO BB IBB HBP BLK WP HR S P ERA WHIP	IP WLS BF H R ER SO BB IBB HBP BLK WP HR S P ERA WHIP	IP WLS BF H R ER SO BB IBB HBP BLK WP HR S P ERA WHIP	IP WLS BF H R ER SO BB IBB HBP BLK WP HR S P ERA WHIP	37 Jo-Jo Reyes, L ERA: 6.98	58 Peter Moylan, R ERA: 1.79	Tyler Yates, R ERA: 5.2	Royce Ring, L ERA: 2.95	46 Manny Acosta, R ERA: 2.6	Ron Mahay, L ERA: 2.7	39 Rafael Soriano, R ERA: 3.09	0.00 2.000	0.00 3.000	0.00 ∞	0.00 ∞	0.00 ∞	0.00 0.750	0.00 0.000

Batter	1	2	3	4	5	6	7	8	9	AB	R	H	RBI	BB	SO	LOB	BOTTOM			
19 Yunel Escobar, R OBP: 0.387, SLG: 0.447	7	FC1-6						K		5	1	3	1	0	1	2	Florida Marlins @ Atlanta Braves Turner Field, Atlanta, GA Tue Sep 18 2007, 7:35 PM EDT Att: 22,076 - Clear - 77 F			
Edgar Renteria, R OBP: 0.391, SLG: 0.473	F9			G6-3		SH5-3		G5-4-3		4	0	2	1	0	0	2				
10 Chipper Jones, S OBP: 0.425, SLG: 0.604	K		G6-3			7		G5-4-3		3	1	0	0	2	1	4				
Mark Teixeira, S OBP: 0.405, SLG: 0.551	7		G6-3		16		K			4	0	2	0	0	1	3				
7 Jeff Francoeur, R OBP: 0.339, SLG: 0.439	F7		F7		P3		FC5			4	0	1	1	0	0	5				
Andruw Jones, R OBP: 0.314, SLG: 0.415	P6		G6-3		F7		F8			4	0	0	0	0	0	4				
16 Brian McCann, L OBP: 0.323, SLG: 0.466			G1-6-3				K			4	0	2	1	0	1	0				
23 Matt Diaz, R OBP: 0.366, SLG: 0.508		FC6-4		19			K			4	2	2	0	0	1	3				
37 Jo-Jo Reyes, L 58 Peter Moylan, R Pete Orr, L Tyler Yates, R Royce Ring, L 46 Manny Acosta, R Ron Mahay, L 39 Rafael Soriano, R		FC1		B2		SH5-3		P2		2	0	0	0	0	0	2				
Inning Stats	R: 1 E: 0 K: 1 S: 13	H: 3 LOB: 2 BB: 0 P: 23	R: 1 E: 1 K: 0 S: 11	H: 2 LOB: 2 BB: 0 P: 15	R: 0 E: 0 K: 0 S: 5	H: 0 LOB: 0 BB: 0 P: 9	R: 1 E: 0 K: 0 S: 10	H: 2 LOB: 1 BB: 0 P: 16	R: 1 E: 0 K: 1 S: 15	H: 2 LOB: 2 BB: 1 P: 25	R: 0 E: 0 K: 1 S: 9	H: 1 LOB: 3 BB: 2 P: 22	R: 0 E: 0 K: 1 S: 14	H: 1 LOB: 1 BB: 0 P: 22	R: 0 E: 0 K: 1 S: 8	H: 1 LOB: 0 BB: 0 P: 13		1B: 12 2B: 0 3B: 0 HR: 0	SF: 0 DP: 1 HBP: 0	WP: 0 PB: 0 SB: 1 CS: 0
PITCHER	IP WLS BF H R ER SO BB IBB HBP BLK WP HR S P ERA WHIP	IP WLS BF H R ER SO BB IBB HBP BLK WP HR S P ERA WHIP	IP WLS BF H R ER SO BB IBB HBP BLK WP HR S P ERA WHIP	IP WLS BF H R ER SO BB IBB HBP BLK WP HR S P ERA WHIP	IP WLS BF H R ER SO BB IBB HBP BLK WP HR S P ERA WHIP	IP WLS BF H R ER SO BB IBB HBP BLK WP HR S P ERA WHIP	IP WLS BF H R ER SO BB IBB HBP BLK WP HR S P ERA WHIP	IP WLS BF H R ER SO BB IBB HBP BLK WP HR S P ERA WHIP	IP WLS BF H R ER SO BB IBB HBP BLK WP HR S P ERA WHIP	Chris Seddon, L ERA: 8.44	19 Logan Kensing, R ERA: 1.08	32 Justin Miller, R ERA: 3.32	57 Taylor Tankersley, L ERA: 4.23				0.00 1.500	0.00 1.000	0.00 1.000	0.00 2.143



Batter	1	2	3	4	5	6	7	8	9	AB	R	H	RBI	BB	SO	LOB	TOP										
2 Hanley Ramirez, R OBP: 0.389, SLG: 0.565	F8		FC5			G5-3			K	3	0	0	0	1	1	0											
6 Dan Uggla, R OBP: 0.319, SLG: 0.477	F9		FC5			F7			HR	4	1	1	1	0	0	2											
27 Jeremy Hermida, L OBP: 0.363, SLG: 0.491	K								K	4	0	0	0	0	3	0											
Miguel Cabrera, R OBP: 0.399, SLG: 0.562		P4				G6-3			P3	4	0	1	0	0	0	0											
14 Josh Willingham, R OBP: 0.363, SLG: 0.464		K				L5				3	0	0	0	0	1	1											
Mike Jacobs, L OBP: 0.328, SLG: 0.473		F8								3	0	0	0	0	1	1											
12 Cody Ross, R OBP: 0.413, SLG: 0.675						G4-3				3	0	1	0	0	0	0											
20 Matt Treanor, R OBP: 0.378, SLG: 0.409						F8			K	3	0	0	0	0	2	1											
38 Daniel Barone, R OBP: 0.125, SLG: 0.125										0	0	0	0	0	0	0											
37 Remyel Pinto, L OBP: 0.395, SLG: 0.462										1	0	0	0	0	1	0											
68 Harvey Garcia, R OBP: 0.355, SLG: 0.293										0	0	0	0	0	0	0											
Todd Linden, S OBP: 0.355, SLG: 0.293										1	0	0	0	0	1	0											
Kevin Gregg, R OBP: 0.355, SLG: 0.293										0	0	0	0	0	0	0											
Inning Stats	R: 0 E: 0 K: 1 S: 7	H: 0 LOB: 0 BB: 0 P: 13	R: 0 E: 0 K: 1 S: 7	H: 0 LOB: 0 BB: 0 P: 10	R: 0 E: 0 K: 0 S: 12	H: 1 LOB: 2 BB: 1 P: 17	R: 0 E: 0 K: 1 S: 9	H: 0 LOB: 0 BB: 0 P: 16	R: 0 E: 0 K: 1 S: 11	H: 0 LOB: 3 BB: 0 P: 17	R: 0 E: 0 K: 1 S: 8	H: 0 LOB: 0 BB: 0 P: 13	R: 0 E: 0 K: 2 S: 8	H: 0 LOB: 0 BB: 0 P: 11	R: 1 E: 0 K: 2 S: 10	H: 1 LOB: 0 BB: 0 P: 13	1B: 2 2B: 0 3B: 0 HR: 1	SF: 0 SAC: 1 DP: 0 HBP: 0	WP: 0 PB: 0 SB: 0 CS: 0	PA: 31							
PITCHER	IP	WLS	BF	H	R	ER	SO	BB	IBB	HBP	BLK	WP	HR	S	P	ERA	WHIP										
36 Chuck James, L ERA: 4.11	7.0	W	24	2	0	0	6	1	0	0	0	0	0	63	100	0.00	0.429										
58 Peter Moylan, R ERA: 1.77	1.0		3	0	0	0	2	0	0	0	0	0	0	8	11	0.00	0.000										
39 Rafael Soriano, R ERA: 3.18	1.0		4	1	1	1	2	0	0	0	0	0	1	10	13	9.00	1.000										

Florida Marlins @ Atlanta Braves
Turner Field, Atlanta, GA
Wed Sep 19 2007, 7:35 PM EDT
Att: 24,449 - Clear - 77 F

AB 29
R 1
H 3
RBI 1
BB 1
SO 10
LOB 5



Batter	1	2	3	4	5	6	7	8	9	AB	R	H	RBI	BB	SO	LOB	BOTTOM										
2 Kelly Johnson, L OBP: 0.381, SLG: 0.471	F7		G6-3			1B			K	4	1	1	0	0	1	0											
Edgar Renteria, R OBP: 0.394, SLG: 0.482	HR		1B			1B			K	4	1	3	1	0	1	0											
10 Chipper Jones, S OBP: 0.428, SLG: 0.605	HR		P5			1B			1B	3	1	2	1	1	0	1											
Mark Teixeira, S OBP: 0.406, SLG: 0.557	HR		F9			1B			G4-3	3	1	1	2	1	0	2											
16 Brian McCann, L OBP: 0.323, SLG: 0.465	G4-3					K			F7	4	0	1	0	0	1	3											
7 Jeff Francoeur, R OBP: 0.337, SLG: 0.437	G5-3					F8			F8	4	0	0	0	0	1	4											
Andruw Jones, R OBP: 0.314, SLG: 0.419			G5-3			F8			F8	4	1	1	1	0	0	1											
Willie Harris, L OBP: 0.357, SLG: 0.402			G4-3			K			F7	4	0	0	0	0	1	1											
36 Chuck James, L OBP: 0.151, SLG: 0.137			G6-3							3	0	0	0	0	0	0											
58 Peter Moylan, R ERA: 1.77										0	0	0	0	0	0	0											
39 Rafael Soriano, R ERA: 3.18										0	0	0	0	0	0	0											
Inning Stats	R: 3 E: 0 K: 0 S: 14	H: 2 LOB: 0 BB: 1 P: 26	R: 0 E: 0 K: 0 S: 5	H: 0 LOB: 0 BB: 0 P: 8	R: 0 E: 0 K: 0 S: 7	H: 1 LOB: 0 BB: 0 P: 11	R: 0 E: 0 K: 1 S: 10	H: 1 LOB: 0 BB: 0 P: 14	R: 1 E: 0 K: 1 S: 16	H: 3 LOB: 3 BB: 1 P: 30	R: 0 E: 0 K: 0 S: 7	H: 0 LOB: 0 BB: 0 P: 8	R: 0 E: 0 K: 2 S: 10	H: 1 LOB: 0 BB: 0 P: 18	R: 1 E: 0 K: 1 S: 6	H: 1 LOB: 0 BB: 0 P: 9	1B: 6 2B: 0 3B: 0 HR: 3	SF: 0 SAC: 0 DP: 0 HBP: 0	WP: 0 PB: 0 SB: 0 CS: 0	PA: 35							
PITCHER	IP	WLS	BF	H	R	ER	SO	BB	IBB	HBP	BLK	WP	HR	S	P	ERA	WHIP										
38 Daniel Barone, R ERA: 5.4	4.1	L	21	7	4	4	4	1	0	0	0	0	0	9	17	0.00	1.500										
37 Remyel Pinto, L ERA: 3.95	0.2		3	0	0	0	1	1	0	0	0	0	0	9	17	0.00	1.500										
68 Harvey Garcia, R ERA: 2.16	2.0		7	1	0	0	2	0	0	0	0	0	0	17	26	0.00	0.500										
Kevin Gregg, R ERA: 3.25	1.0		4	1	1	1	1	0	0	0	0	0	1	6	9	9.00	1.000										

Florida Marlins @ Atlanta Braves
Turner Field, Atlanta, GA
Wed Sep 19 2007, 7:35 PM EDT
Att: 24,449 - Clear - 77 F

AB 33
R 5
H 9
RBI 5
BB 2
SO 5
LOB 12



Batter	1	2	3	4	5	6	7	8	9	AB	R	H	RBI	BB	SO	LOB	TOP								
23 Ricke Weeks Jr., R OBP: 0.359, SLG: 0.411										4	1	1	1	1	3	1	Milwaukee Brewers @ Atlanta Braves Turner Field, Atlanta, GA Thu Sep 20 2007, 7:35 PM EDT Att: 26,598 - Cloudy - 75 F								
27 Joe Dillon, R OBP: 0.391, SLG: 0.523										3	0	1	0	1	1	1									
73 Seth McClung, L										0	0	0	0	0	0	0									
11 Mike Rivera, R OBP: 0.350, SLG: 2.000										0	0	0	0	0	0	0									
8 Ryan Braun, R OBP: 0.367, SLG: 0.629										4	0	1	0	0	1	2									
28 Prince Fielder, L OBP: 0.388, SLG: 0.615										3	0	0	0	1	2	2									
1 Corey Hart, R OBP: 0.357, SLG: 0.534										3	0	0	0	1	1	3									
Geoff Jenkins, L OBP: 0.325, SLG: 0.494										3	0	2	0	0	0	0									
Kevin Mench, R OBP: 0.310, SLG: 0.449										1	0	0	0	0	1	1									
22 Tony Gwynn Jr., L OBP: 0.333, SLG: 0.308										4	0	1	0	0	0	0									
Damian Miller, R OBP: 0.328, SLG: 0.434										1	0	0	0	0	1	0									
Ray King, L										2	0	0	0	0	0	0									
7 J.J. Hardy, R OBP: 0.323, SLG: 0.467										4	0	1	0	0	0	0									
37 Jeff Suppan, R OBP: 0.167, SLG: 0.123										1	0	0	0	0	1	0									
Gabe Gross, L										2	0	0	0	0	0	0									
Inning Stats	R: 0 E: 0 K: 3 S: 14	H: 2 LOB: 2 BB: 0 P: 21	R: 0 E: 0 K: 0 S: 5	H: 0 LOB: 0 BB: 0 P: 10	R: 1 E: 0 K: 2 S: 10	H: 1 LOB: 0 BB: 0 P: 16	R: 0 E: 0 K: 1 S: 9	H: 1 LOB: 1 BB: 0 P: 11	R: 0 E: 0 K: 2 S: 10	H: 1 LOB: 2 BB: 1 P: 18	R: 0 E: 0 K: 0 S: 16	H: 0 LOB: 0 BB: 2 P: 30	R: 0 E: 0 K: 2 S: 8	H: 0 LOB: 1 BB: 1 P: 14	R: 0 E: 0 K: 1 S: 6	H: 0 LOB: 0 BB: 0 P: 8	1B: 4 2B: 1 3B: 0 HR: 1	SF: 0 SAC: 1 DP: 0 HBP: 0	WP: 0 PB: 0 SB: 1 CS: 0	PA: 37					
PITCHER	IP: 5.2 WLS: 2 BF: 24	H: 6 R: 1 ER: 1 SO: 8	BB: 1 IBB: 0 HBP: 0 BLK: 0	WP: 0 HR: 1 S: 55 P: 89	ERA: 1.59 WHIP: 1.235	IP: 6.1 WLS: 1 BF: 6	H: 0 R: 0 ER: 0 SO: 1	BB: 2 IBB: 0 HBP: 0 BLK: 0	WP: 0 HR: 0 S: 19 P: 34	ERA: 0.00 WHIP: 1.500	IP: 8.1 WLS: 1 BF: 2	H: 2 R: 0 ER: 0 SO: 1	BB: 1 IBB: 0 HBP: 0 BLK: 0	WP: 0 HR: 3 S: 8 P: 4	ERA: 0.00 WHIP: 3.000	IP: 8.1 WLS: 2 BF: 2	H: 0 R: 0 ER: 0 SO: 1	BB: 0 IBB: 0 HBP: 0 BLK: 0	WP: 0 HR: 5 S: 6 P: 6	ERA: 0.00 WHIP: 0.000	IP: 9.1 WLS: 3 BF: 3	H: 0 R: 0 ER: 0 SO: 1	BB: 0 IBB: 0 HBP: 0 BLK: 0	WP: 0 HR: 6 S: 8 P: 8	ERA: 0.00 WHIP: 0.000

Batter	1	2	3	4	5	6	7	8	9	AB	R	H	RBI	BB	SO	LOB	BOTTOM			
2 Kelly Johnson, L OBP: 0.378, SLG: 0.467										4	0	0	0	0	1	4	Milwaukee Brewers @ Atlanta Braves Turner Field, Atlanta, GA Thu Sep 20 2007, 7:35 PM EDT Att: 26,598 - Cloudy - 75 F			
Edgar Renteria, R OBP: 0.393, SLG: 0.479										3	0	0	0	1	1	2				
10 Chipper Jones, S OBP: 0.430, SLG: 0.606										3	0	0	0	1	2	1				
Mark Teixeira, S OBP: 0.405, SLG: 0.553										4	1	3	2	0	0	0				
16 Brian McCann, L OBP: 0.324, SLG: 0.465										3	0	0	0	1	2	1				
7 Jeff Francoeur, R OBP: 0.336, SLG: 0.434										4	0	2	1	0	0	0				
Andruw Jones, R OBP: 0.314, SLG: 0.419										3	0	0	0	0	1	3				
23 Matt Diaz, R OBP: 0.369, SLG: 0.508										3	1	1	0	0	0	0				
30 Jeff Bennett, R										2	1	1	0	1	1	0				
46 Manny Acosta, R										2	0	0	0	0	1	2				
Pete Orr, L										0	0	0	0	0	0	0				
Ron Mahay, L										0	0	0	0	0	0	0				
Tyler Yates, R										0	0	0	0	0	0	0				
39 Rafael Soriano, R										0	0	0	0	0	0	0				
Inning Stats	R: 1 E: 0 K: 1 S: 12	H: 2 LOB: 2 BB: 1 P: 21	R: 2 E: 0 K: 2 S: 15	H: 3 LOB: 1 BB: 1 P: 22	R: 0 E: 0 K: 1 S: 6	H: 0 LOB: 0 BB: 0 P: 10	R: 0 E: 0 K: 1 S: 7	H: 0 LOB: 0 BB: 0 P: 10	R: 0 E: 0 K: 1 S: 9	H: 1 LOB: 1 BB: 0 P: 15	R: 0 E: 0 K: 0 S: 5	H: 1 LOB: 0 BB: 0 P: 8	R: 0 E: 0 K: 0 S: 8	H: 1 LOB: 1 BB: 1 P: 18	R: 0 E: 0 K: 1 S: 7	H: 0 LOB: 0 BB: 0 P: 11	1B: 8 2B: 0 3B: 0 HR: 0	SF: 0 SAC: 0 DP: 2 HBP: 0	WP: 0 PB: 0 SB: 0 CS: 0	PA: 32
PITCHER	IP: 6.0 WLS: 4 BF: 25	H: 7 R: 3 ER: 3 SO: 6	BB: 2 IBB: 0 HBP: 0 BLK: 0	WP: 0 HR: 0 S: 54 P: 86	ERA: 4.50 WHIP: 1.500	IP: 7.1 WLS: 1 BF: 4	H: 1 R: 0 ER: 0 SO: 0	BB: 1 IBB: 0 HBP: 0 BLK: 0	WP: 0 HR: 8 S: 18 P: 18	ERA: 0.00 WHIP: 2.000	IP: 8.1 WLS: 3 BF: 3	H: 0 R: 0 ER: 0 SO: 1	BB: 0 IBB: 0 HBP: 0 BLK: 0	WP: 0 HR: 7 S: 11 P: 11	ERA: 0.00 WHIP: 0.000					

Batter	1	2	3	4	5	6	7	8	9	AB	R	H	RBI	BB	SO	LOB	TOP											
Craig Counsell, L OBP: 0.326, SLG: 0.312 (1, 4)										3	0	0	0	2	0	0	Milwaukee Brewers @ Atlanta Braves Turner Field, Atlanta, GA Fri Sep 21 2007, 7:05 PM EDT Att: 34,401 - Partly Cloudy - 75 F											
7 J.J. Hardy, R OBP: 0.320, SLG: 0.464 (1, 6)										4	0	0	0	0	1	2												
8 Ryan Braun, R OBP: 0.369, SLG: 0.627 Damian Miller, R OBP: 0.299, SLG: 0.355 (1, 5)										4	1	2	0	0	1	0												
28 Prince Fielder, L OBP: 0.388, SLG: 0.613 (1, 3)										4	1	1	0	1	0	1												
1 Corey Hart, R OBP: 0.359, SLG: 0.537 (1, 9)										5	1	3	1	0	1	2												
Geoff Jenkins, L OBP: 0.324, SLG: 0.490 (1, 7)										3	0	0	0	1	0	2												
Johnny Estrada, S 52 Mel Stockett, S (1, 2)										3	0	2	0	0	0	1												
11 Mike Rivera, F OBP: 0.296, SLG: 0.200 27 Jose Dillon, R OBP: 0.400, SLG: 0.529 Derrick Turnbow, R Francisco Cordero, R (1, 1)										0	0	0	0	0	0	0												
2 Bill Hall, R OBP: 0.317, SLG: 0.428 (1, 8)										4	0	1	1	0	2	3												
12 Carlos Villanueva, R OBP: 0.091, SLG: 0.091 20 Laynce Nix, L Scott Linebrink, R 23 Rickie Weeks Jr., R OBP: 0.370, SLG: 0.411 (1, 1)										1	0	0	0	0	1	0												
Inning Stats	R: 0 E: 0 K: 0 S: 7	H: 1 LOB: 1 BB: 0 P: 10	R: 0 E: 0 K: 0 S: 6	H: 1 LOB: 1 BB: 0 P: 8	R: 0 E: 0 K: 1 S: 7	H: 0 LOB: 0 BB: 0 P: 13	R: 0 E: 0 K: 1 S: 10	H: 1 LOB: 1 BB: 0 P: 15	R: 0 E: 0 K: 2 S: 12	H: 0 LOB: 0 BB: 0 P: 12	R: 0 E: 0 K: 1 S: 10	H: 1 LOB: 2 BB: 0 P: 17	R: 3 E: 1 K: 0 S: 16	H: 4 LOB: 2 BB: 3 P: 32	R: 1 E: 0 K: 1 S: 16	H: 0 LOB: 2 BB: 3 P: 32		1B: 8 2B: 1 3B: 0 HR: 0	SF: 1 SAC: 2 DP: 0 HBP: 0	WP: 0 PB: 0 SB: 2 CS: 0	PA: 41							
PITCHER	IP	WLS	BF	H	R	ER	SO	BB	IBB	HBP	BLK	WP	HR	S	P	ERA		WHIP										
15 Tim Hudson, R ERA: 3.34	7.2	L	33	8	3	3	5	1	1	0	0	0	0	75	120	3.52		1.174										
Ron Mahay, L ERA: 2.69	0.0		1	0	0	0	0	1	0	0	0	0	0	4														
Tyler Yates, R ERA: 5.26	0.1	3	1	1	1	0	0	2	0	0	0	0	0	8	15	27.00		9.000										
Joey Devine, R ERA: 1.5	1.0	4	0	0	0	1	0	0	1	0	0	0	0	9	18	0.00	0.000											

AB	32
R	4
H	9
RBI	4
BB	6
SO	6
LOB	13



Batter	1	2	3	4	5	6	7	8	9	AB	R	H	RBI	BB	SO	LOB	BOTTOM											
19 Yunel Escobar, R OBP: 0.385, SLG: 0.443 (1, 4)										3	0	0	0	1	0	3	Milwaukee Brewers @ Atlanta Braves Turner Field, Atlanta, GA Fri Sep 21 2007, 7:05 PM EDT Att: 34,401 - Partly Cloudy - 75 F											
Edgar Renteria, R OBP: 0.390, SLG: 0.475 (1, 6)										4	0	0	0	0	2	1												
10 Chipper Jones, S OBP: 0.427, SLG: 0.601 (1, 5)										4	0	0	0	0	1	1												
Mark Teixeira, S OBP: 0.404, SLG: 0.557 (1, 3)										4	1	1	1	0	0	0												
16 Brian McCann, L OBP: 0.325, SLG: 0.464 (1, 2)										3	0	1	0	1	0	0												
7 Jeff Francoeur, R OBP: 0.337, SLG: 0.436 (1, 9)										3	0	1	0	1	1	1												
Andruw Jones, R OBP: 0.312, SLG: 0.416 (1, 8)										4	0	0	0	0	3	4												
23 Matt Diaz, R OBP: 0.368, SLG: 0.507 (1, 7)										4	0	1	0	0	2	4												
15 Tim Hudson, R OBP: 0.299, SLG: 0.311 Ron Mahay, L Tyler Yates, R Joey Devine, R (1, 1)										2	0	1	0	1	0	0												
Inning Stats	R: 0 E: 0 K: 0 S: 5	H: 2 LOB: 1 BB: 0 P: 9	R: 1 E: 0 K: 0 S: 8	H: 2 LOB: 1 BB: 0 P: 11	R: 0 E: 0 K: 1 S: 12	H: 0 LOB: 1 BB: 1 P: 18	R: 0 E: 0 K: 2 S: 10	H: 0 LOB: 2 BB: 2 P: 21	R: 0 E: 0 K: 1 S: 5	H: 1 LOB: 0 BB: 0 P: 6	R: 0 E: 0 K: 0 S: 6	H: 0 LOB: 0 BB: 0 P: 10	R: 0 E: 0 K: 2 S: 13	H: 1 LOB: 2 BB: 1 P: 24	R: 0 E: 0 K: 1 S: 7	H: 0 LOB: 0 BB: 0 P: 13		R: 0 E: 0 K: 2 S: 12	H: 1 LOB: 1 BB: 0 P: 19	1B: 2 2B: 2 3B: 0 HR: 1	SF: 0 SAC: 0 DP: 1 HBP: 0	WP: 0 PB: 0 SB: 0 CS: 0	PA: 35					
PITCHER	IP	WLS	BF	H	R	ER	SO	BB	IBB	HBP	BLK	WP	HR	S	P	ERA		WHIP										
12 Carlos Villanueva, R ERA: 3.97	6.0		23	3	1	1	4	3	0	0	0	0	0	46	75	1.50		1.000										
Scott Linebrink, R ERA: 3.61	1.0	W	5	1	0	0	2	1	0	0	0	0	0	13	24	0.00		2.000										
Derrick Turnbow, R ERA: 4.28	1.0	H	3	0	0	0	1	0	0	0	0	0	0	7	13	0.00		0.000										
Francisco Cordero, R ERA: 2.73	1.0	S	4	1	0	0	2	0	0	0	0	0	0	12	19	0.00		1.000										

AB	31
R	1
H	5
RBI	1
BB	4
SO	9
LOB	14



Batter	1	2	3	4	5	6	7	8	9	10	11	AB	R	H	RBI	BB	SO	LOB	TOP							
23 Rickie Weeks Jr., R OBP: 0.371, SLG: 0.407													3	1	0	0	2	2	4							
7 J.J. Hardy, R OBP: 0.321, SLG: 0.469													5	1	2	2	0	0	1							
8 Ryan Braun, R OBP: 0.365, SLG: 0.421 Chris Spurling, R Francisco Cordero, R 37 Jeff Suppan, R 73 Seth McClung, L Brian Shouse, L													4	0	0	0	0	1	0							
28 Prince Fielder, L OBP: 0.388, SLG: 0.609													3	0	0	0	2	2	0							
1 Corey Hart, R OBP: 0.357, SLG: 0.540													5	1	1	1	0	1	3							
Geoff Jenkins, L OBP: 0.323, SLG: 0.485													4	0	0	0	1	2	1							
Johnny Estrada, S OBP: 0.297, SLG: 0.404												3	0	1	0	0	0	1								
22 Tony Gwynn Jr., L OBP: 0.333, SLG: 0.308													0	0	0	0	0	0								
11 Mike Rivera, R OBP: 0.600, SLG: 1.800													1	0	1	0	0	0								
52 Mel Stocker, S OBP: 0.297, SLG: 0.353													1	0	0	0	0	0								
Damian Miller, R OBP: 0.316, SLG: 0.426													4	0	1	0	0	3								
49 Yovani Gallardo, R OBP: 0.327, SLG: 0.431													2	0	0	0	0	0								
Gabe Gross, L Derrick Turnbow, R Ray King, L Craig Counsell, L OBP: 0.325, SLG: 0.310													1	0	0	0	0	0								
Inning Stats	R: 0 E: 0 K: 0 S: 7	H: 0 LOB: 0 BB: 1 P: 14	R: 0 E: 0 K: 1 S: 8	H: 0 LOB: 0 BB: 0 P: 13	R: 0 E: 0 K: 1 S: 8	H: 0 LOB: 0 BB: 0 P: 10	R: 0 E: 0 K: 1 S: 9	H: 0 LOB: 0 BB: 0 P: 12	R: 0 E: 0 K: 2 S: 10	H: 0 LOB: 0 BB: 1 P: 19	R: 2 E: 0 K: 1 S: 10	H: 1 LOB: 0 BB: 1 P: 18	R: 0 E: 0 K: 1 S: 6	H: 0 LOB: 0 BB: 0 P: 7	R: 0 E: 0 K: 1 S: 10	H: 1 LOB: 2 BB: 2 P: 16	R: 0 E: 0 K: 2 S: 13	H: 0 LOB: 0 BB: 0 P: 19	R: 1 E: 0 K: 2 S: 16	H: 3 LOB: 3 BB: 0 P: 26	R: 0 E: 0 K: 0 S: 8	H: 1 LOB: 3 BB: 2 P: 22	1B: 4 2B: 0 3B: 0 HR: 2	SF: 0 SAC: 1 DP: 0 HBP: 0	WP: 0 PB: 0 SB: 1 CS: 0	PA: 43
PITCHER	29 John Smoltz, R ERA: 2.95	IP: 8.0 WLS: 28 BF: 30 H: 2 R: 2 ER: 0 SO: 8 BB: 3 IBB: 0 HBP: 0 BLK: 0 WP: 0 HR: 1 S: 68 P: 109 ERA: 2.25 WHIP: 0.625	39 Rafael Soriano, R ERA: 3.09	IP: 1.0 WLS: 3 BF: 0 H: 0 R: 0 ER: 0 SO: 2 BB: 0 IBB: 0 HBP: 0 BLK: 0 WP: 0 HR: 0 S: 13 P: 19 ERA: 0.00 WHIP: 0.000	56 Peter Moylan, R ERA: 1.86	IP: 0.1 WLS: 4 BF: 3 H: 1 R: 1 ER: 0 SO: 0 BB: 0 IBB: 0 HBP: 0 BLK: 0 WP: 1 HR: 0 S: 16 P: 27.00 WHIP: 9.000	Royce Ring, L ERA: 2.89	IP: 0.1 WLS: 1 BF: 0 H: 0 R: 0 ER: 0 SO: 1 BB: 0 IBB: 0 HBP: 0 BLK: 0 WP: 0 HR: 3 S: 4 P: 4.00 WHIP: 0.000	Octavio Dotel, R ERA: 4.56	IP: 0.1 WLS: 1 BF: 0 H: 0 R: 0 ER: 0 SO: 1 BB: 0 IBB: 0 HBP: 0 BLK: 0 WP: 0 HR: 3 S: 6 P: 6.00 WHIP: 0.000	PITCHER	43 Ron Mahay, L ERA: 2.67	IP: 0.1 WLS: 3 BF: 0 H: 0 R: 0 ER: 0 SO: 0 BB: 0 IBB: 0 HBP: 0 BLK: 0 WP: 0 HR: 5 S: 14 P: 14.00 WHIP: 0.000	43 Joey Devine, R ERA: 1.35	IP: 0.2 WLS: 3 BF: 0 H: 0 R: 0 ER: 0 SO: 0 BB: 1 IBB: 0 HBP: 0 BLK: 0 WP: 0 HR: 0 S: 5 P: 14.00 WHIP: 0.000											

Milwaukee Brewers @ Atlanta Braves
Turner Field, Atlanta, GA
Sat Sep 22 2007, 3:55 PM EDT
Att: 42,378 - Cloudy - 84 F

AB 37
R 3
H 6
RBI 3
BB 5
SO 12
LOB 17



Batter	1	2	3	4	5	6	7	8	9	10	11	AB	R	H	RBI	BB	SO	LOB	BOTTOM					
2 Kelly Johnson, L OBP: 0.377, SLG: 0.464												4	1	0	0	1	3	1						
Edgar Renteria, R OBP: 0.392, SLG: 0.474												3	0	1	0	2	0	0						
Willie Harris, L OBP: 0.357, SLG: 0.402												4	1	2	2	0	0	3						
10 Chipper Jones, S OBP: 0.427, SLG: 0.606												5	0	1	1	0	1	2						
Mark Teixeira, S OBP: 0.402, SLG: 0.553												3	0	0	0	1	0	1						
16 Brian McCann, L OBP: 0.325, SLG: 0.461												3	0	0	0	1	0	1						
7 Jeff Francoeur, R OBP: 0.335, SLG: 0.433												4	0	0	0	0	1	2						
Andruw Jones, R OBP: 0.310, SLG: 0.413												4	0	0	0	0	1	0						
23 Matt Diaz, R OBP: 0.364, SLG: 0.501												4	0	0	0	0	1	0						
49 Yovani Gallardo, R ERA: 3.59	IP: 7.0 WLS: 26 BF: 26 H: 3 R: 2 ER: 2 SO: 7 BB: 2 IBB: 0 HBP: 0 BLK: 0 WP: 0 HR: 1 S: 58 P: 104 ERA: 2.57 WHIP: 0.714	43 Derrick Turnbow, R ERA: 4.26	IP: 0.0 WLS: 1 BF: 0 H: 0 R: 0 ER: 0 SO: 1 BB: 0 IBB: 0 HBP: 0 BLK: 0 WP: 0 HR: 5 S: 13 P: 19.00 WHIP: 1.000	43 Ray King, L ERA: 4.74	IP: 1.0 WLS: 3 BF: 0 H: 0 R: 0 ER: 0 SO: 0 BB: 0 IBB: 0 HBP: 0 BLK: 0 WP: 0 HR: 8 S: 10.00 WHIP: 0.000	43 Chris Spurling, R ERA: 4.53	IP: 1.0 WLS: 4 BF: 1 H: 1 R: 1 ER: 1 SO: 1 BB: 0 IBB: 0 HBP: 0 BLK: 0 WP: 1 HR: 13 S: 9.00 WHIP: 1.000	PITCHER	43 Seth McClung, R ERA: 4.32	IP: 0.0 WLS: 2 BF: 1 H: 0 R: 1 ER: 0 SO: 0 BB: 1 IBB: 0 HBP: 0 BLK: 0 WP: 0 HR: 0 S: 2 P: 8 ERA: 3.02 WHIP: 1.000	43 Brian Shouse, L ERA: 3.02	IP: 0.0 WLS: 2 BF: 1 H: 0 R: 0 ER: 0 SO: 0 BB: 0 IBB: 0 HBP: 0 BLK: 0 WP: 0 HR: 4 S: 8 ERA: 3.02 WHIP: 1.000												
Inning Stats	R: 1 E: 0 K: 0 S: 14	H: 1 LOB: 2 BB: 2 P: 30	R: 0 E: 0 K: 1 S: 8	H: 0 LOB: 0 BB: 0 P: 9	R: 1 E: 0 K: 0 S: 5	H: 1 LOB: 0 BB: 0 P: 11	R: 0 E: 0 K: 2 S: 7	H: 0 LOB: 0 BB: 0 P: 12	R: 0 E: 0 K: 2 S: 10	H: 0 LOB: 1 BB: 0 P: 16	R: 0 E: 0 K: 1 S: 9	H: 0 LOB: 0 BB: 0 P: 9	R: 0 E: 0 K: 1 S: 6	H: 0 LOB: 2 BB: 2 P: 18	R: 0 E: 0 K: 1 S: 8	H: 0 LOB: 0 BB: 0 P: 10	R: 1 E: 0 K: 1 S: 8	H: 1 LOB: 0 BB: 0 P: 13	R: 1 E: 1 K: 0 S: 6	H: 1 LOB: 2 BB: 1 P: 14	1B: 3 2B: 0 3B: 0 HR: 2	SF: 1 SAC: 0 DP: 1 HBP: 0	WP: 0 PB: 0 SB: 1 CS: 0	PA: 40

Milwaukee Brewers @ Atlanta Braves
Turner Field, Atlanta, GA
Sat Sep 22 2007, 3:55 PM EDT
Att: 42,378 - Cloudy - 84 F

AB 34
R 4
H 5
RBI 4
BB 5
SO 9
LOB 9



Batter	1	2	3	4	5	6	7	8	9	AB	R	H	RBI	BB	SO	LOB	TOP										
2 Kelly Johnson, L OBP: 0.376, SLG: 0.462 Octavio Dotel, R (8, 1)	F FA 93 S CH 85 B SL 87 X SL 88 2-2 G4-3 1		B SL 85 B FA 92 B CH 85 C SL 87 X FA 92 3-2 1B		C CU 77 F FA 92 B FA 92 X CH 85 1-2 G3-1 3			C SL 81 X SL 82 0-1 L7 1		4	0	1	0	0	0	1											
Edgar Renteria, R OBP: 0.391, SLG: 0.471 (1, 6)	B FA 93 X FA 94 1-0 10 CS 1B		C SL 86 1 SAFE B FA 91 B SL 86 B FA 91 X FA 92 3-1 F8 3		C FA 91 X FA 91 0-1 G6-3 1			B CU 81 C FA 93 C FA 94 F FA 93 S FA 95 2 K		4	0	1	0	0	1	2											
10 Chipper Jones, S OBP: 0.427, SLG: 0.605 (1, 5)	B FA 92 F FA 92 B CH 84 F FA 92 S CH 84 3-3 K 2			C CU 76 X FA 92 0-1 HR 1B			X CH 83 0-0 L7 2			4	1	1	0	0	2	2											
Mark Teixeira, S OBP: 0.399, SLG: 0.560 (1, 3)		C FA 92 B FA 92 F CH 84 B CH 86 B FA 92 S SL 86 S CH 86 3-3 K 1		B CH 84 B FA 91 X FA 92 2-0 HR 1H			C SL 86 X SL 86 0-1 G3 3			4	1	1	2	0	2	0											
16 Brian McCann, L OBP: 0.322, SLG: 0.456 (1, 2)		C CU 78 F FA 94 X CH 84 0-2 7 G2-3 1B		F SL 86 F FA 93 F FA 91 F CU 78 B SL 86 B FA 91 X SL 86 2-2 F7 1			X CH 83 0-0 F7 1			4	0	1	0	0	0	0											
7 Jeff Francoeur, R OBP: 0.335, SLG: 0.433 (1, 9)	B SL 84 X SL 85 1-0 G2-3 2		F SL 86 B SL 86 B FA 92 S SL 84 S SL 84 3-3 K 2				F SL 86 X SL 86 0-1 2B 2			4	0	1	0	0	1	1											
Andrew Jones, R OBP: 0.311, SLG: 0.414 (1, 8)		B SL 86 F FA 93 F FA 94 S SL 88 2-3 K 3		C CU 77 B CU 78 X SL 86 1-1 G6-3 3			B FA 91 X 1-0 P6 2			3	0	0	0	0	1	2											
23 Matt Diaz, R OBP: 0.366, SLG: 0.499 (1, 7)			B FA 92 X FA 91 2-0 F9 1		C CU 77 B FA 90 X CU 76 1-1 F9 1			X FA 92 0-0 G6-3 3		3	0	0	0	0	0	1											
15 Tim Hudson, R OBP: 0.291, SLG: 0.303 Royce Ring, L (7, 1)			X FA 93 0-0 F8 2		C SL 84 B SL 85 S SL 85 1-3 K 2			B SL 86 B SL 86 B FA 93 S FA 93 4-1 BB 1		2	0	0	0	0	1	0											
58 Peter Moylan, R (7, 1)										0	0	0	0	0	0	0											
19 Yunel Escobar, R OBP: 0.392, SLG: 0.452 (8, PH)										0	0	0	0	0	0	0											
										0	0	0	0	1	0	0											
Inning Stats	R: 0 E: 0 K: 1 S: 8	H: 1 LOB: 1 BB: 0 P: 14	R: 0 E: 0 K: 2 S: 11	H: 1 LOB: 1 BB: 0 P: 17	R: 0 E: 0 K: 0 S: 7	H: 1 LOB: 1 BB: 0 P: 15	R: 2 E: 0 K: 1 S: 13	H: 2 LOB: 0 BB: 0 P: 21	R: 0 E: 0 K: 1 S: 8	H: 0 LOB: 0 BB: 0 P: 11	R: 0 E: 0 K: 0 S: 5	H: 0 LOB: 0 BB: 0 P: 5	R: 0 E: 0 K: 0 S: 5	H: 1 LOB: 1 BB: 0 P: 6	R: 0 E: 0 K: 2 S: 11	H: 0 LOB: 1 BB: 0 P: 18	R: 0 E: 0 K: 1 S: 5	H: 0 LOB: 0 BB: 0 P: 6	1B: 4 2B: 2 3B: 0 HR: 1	SF: 0 SAC: 0 DP: 1 HBP: 0	WP: 0 PB: 0 SB: 0 CS: 1	PA: 33					
PITCHER	IP	WLS	BF	H	R	ER	SO	BB	IBB	HBP	BLK	WP	HR	S	P	ERA	WHIP										
Kyle Lohse, R ERA: 4.63 45 Tom Gordon, R ERA: 5.05 16 J.C. Romero, L ERA: 2.05 39 Brett Myers, R ERA: 4.39	7.0	W	26	6	2	2	5	0	0	0	0	0	1	57	89	2.57	0.857										

Atlanta Braves @ Philadelphia Phillies
Citizens Bank Park, Philadelphia, PA
Wed Sep 26 2007, 7:05 PM EDT
Att: 36,588 - Clear - 86 F

AB 32
R 2
H 6
RBI 2
BB 1
SO 8
LOB 9



Batter	1	2	3	4	5	6	7	8	9	AB	R	H	RBI	BB	SO	LOB	BOTTOM										
11 Jimmy Rollins, S OBP: 0.344, SLG: 0.533 (1, 6)	B FA 90 S CH 87 B SL 88 X FA 89 2-1 6 1B 3B		B CU 72 C CU 75 X CU 79 1-1 G4-3 1		C FA 90 X FA 90 0-1 26 G6-4-3 1B			C CH 83 X FA 90 0-1 G3-1 WP 1B		4	1	3	0	0	0	0											
26 Chase Utley, L OBP: 0.413, SLG: 0.573 (1, 4)	F FA 90 X CH 82 0-1 F8 1		C FA 90 B CH 81 F CH 84 F FA 91 B CH 80 H FA 93 3-2 G1-3 E HBP		B CH 83 B CH 80 X FA 89 2-0 G6-4-3 1B 2H			C FA 90 B FA 90 1 SAFE C CU 72 F FA 90 X CU 73 1-2 F7 1		3	1	0	0	0	4												
Pat Burrell, R OBP: 0.400, SLG: 0.500 45 Tom Gordon, R (8, 1)	C CU 78 F FA 92 S FA 93 S SL 82 1-3 K 2		B CH 79 1 SAFE X CU 80 1-0 G1-3 2		C CU 76 C CU 77 B FA 91 S SL 82 1-3 K 1			1 SAFE F FA 91 1 SAFE B CH 84 B FA 92 F FA 94 X FA 94 2-2 G3-1 2		4	0	0	0	0	2	3											
16 J.C. Romero, S (8, 1)										0	0	0	0	0	0	0											
39 Brett Myers, R (9, 1)										0	0	0	0	0	0	0											
6 Ryan Howard, L OBP: 0.391, SLG: 0.567 (1, 3)	B FA 92 X FA 92 1-0 1B 3H				B FA 92 X CH 83 1-0 G4-3 2					2	1	1	1	2	0	0											
Aaron Rowand, R OBP: 0.377, SLG: 0.515 (1, 8)	B FA 92 C CU 72 S FA 92 X FA 92 2-2 1B 1-2		X FA 91 0-0 E5 19 1B IBB		C FA 91 X FA 92 0-1 G6-3 3			B FA 92 F FA 93 B FA 94 S SL 77 2-3 K 3		4	1	1	0	0	1	3											
19 Greg Dobbs, L OBP: 0.333, SLG: 0.460 Abraham Nunez, S OBP: 0.318, SLG: 0.284 (1, 5)	F FA 93 F CH 82 F CU 76 C FA 93 0-3 K 3		D CH 79 B SL 86 X CH 83 2-0 1B 2H		X FA 91 0-0 G4-3 1			C FA 90 C FA 92 B SL 78 T FA 92 1-2 K 1		3	0	1	2	0	1	2											
28 Jayson Werth, R OBP: 0.403, SLG: 0.456 (8, 7)		B FA 89 C FA 90 X FA 91 1-1 G5-3 1		B FA 91 C FA 91 F FA 91 1 SAFE S FA 92 3-3 K 3			C FA 91 X FA 90 0-1 G1-3 2			4	0	0	0	0	2	1											
51 Carlos Ruiz, R OBP: 0.332, SLG: 0.390 (1, 2)		B FA 90 B SL 84 C FA 90 F FA 92 S FA 92 3-3 K 2		B FA 91 B FA 91 F FA 88 X FA 87 2-1 G4-3 1			C CH 84 B FA 90 B SL 79 C FA 91 X CU 81 3-2 G4-3 3			4	0	0	0	0	1	0											
Kyle Lohse, R OBP: 0.192, SLG: 0.163 8 Shane Victorino, S OBP: 0.350, SLG: 0.431 (7, PH)		C FA 91 X SL 80 0-2 G5-3 3		C FA 90 X FA 90 0-1 11 1B 1B			B FA 89 B CH 82 S CU 77 F FA 92 F CH 78 X FA 91 2-2 HR 1			2	0	1	0	0	0	0											
										1	1	1	1	0	0	0											
Inning Stats	R: 1 E: 0 K: 2 S: 16	H: 3 LOB: 2 BB: 0 P: 22	R: 0 E: 0 K: 1 S: 8	H: 0 LOB: 0 BB: 0 P: 12	R: 3 E: 1 K: 1 S: 11	H: 1 LOB: 1 BB: 1 P: 23	R: 0 E: 0 K: 0 S: 7	H: 2 LOB: 1 BB: 0 P: 11	R: 0 E: 0 K: 1 S: 6	H: 0 LOB: 0 BB: 0 P: 8	R: 0 E: 0 K: 0 S: 6	H: 0 LOB: 0 BB: 0 P: 9	R: 1 E: 0 K: 1 S: 17	H: 2 LOB: 2 BB: 1 P: 28	R: 0 E: 0 K: 2 S: 7	H: 0 LOB: 0 BB: 0 P: 10	1B: 6 2B: 0 3B: 1 HR: 1	SF: 0 SAC: 0 DP: 1 HBP: 1	WP: 1 PB: 0 SB: 0 CS: 0	PA: 35							
PITCHER	IP	WLS	BF	H	R	ER	SO	BB	IBB	HBP	BLK	WP	HR	S	P	ERA	WHIP										
15 Tim Hudson, R ERA: 3.33 Royce Ring, L ERA: 2.84 58 Peter Moylan, R ERA: 1.82 Octavio Dotel, R ERA: 4.25	6.0	L	28	8	5	2	5	0	0	0	0	0	0	61	94	3.00	1.333										

Atlanta Braves @ Philadelphia Phillies
Citizens Bank Park, Philadelphia, PA
Wed Sep 26 2007, 7:05 PM EDT
Att: 36,588 - Clear - 86 F

AB 32
R 5
H 8
RBI 4
BB 2
SO 8
LOB 13



Batter	1	2	3	4	5	6	7	8	9	AB	R	H	RBI	BB	SO	LOB	TOP								
Willie Harris, L (1.8) OBP: 0.356, SLG: 0.401										4	0	0	0	1	3	2	Atlanta Braves @ Houston Astros Minute Maid Park, Houston, TX Fri Sep 28 2007, 7:05 PM CDT Att.: 43,011 - Clear - 85 F								
19 Yunel Escobar, R (1.6) OBP: 0.391, SLG: 0.457										5	2	2	0	0	1	2									
10 Chipper Jones, S (1.5) OBP: 0.402, SLG: 0.566										2	2	1	0	1	0	0									
Chris Woodward, R (5.5) OBP: 0.255, SLG: 0.284										2	1	2	0	0	0	0									
Mark Teixeira, S (1.3) OBP: 0.427, SLG: 0.609										2	0	1	1	2	0	1									
Scott Thorman, L (6. PR) OBP: 0.259, SLG: 0.399										1	1	0	0	0	1	1									
7 Jeff Francoeur, R (1.9) OBP: 0.337, SLG: 0.443										3	1	1	3	1	1	5									
23 Matt Diaz, R (6. PR) OBP: 0.369, SLG: 0.500										1	0	0	0	0	0	1									
28 Brandon Jones, L (1.7) OBP: 0.077, SLG: 0.167										5	0	1	3	0	1	4									
14 Martin Prado, R (1.4) OBP: 0.311, SLG: 0.339										5	0	1	0	0	1	3									
Corky Miller, R (1.2) OBP: 0.310, SLG: 0.444										4	0	1	0	1	1	1									
37 Jo-Jo Reyes, L (1.1) OBP: 0.158, SLG: 0.158										4	0	0	0	0	3	2									
Joey Devine, R (7.1)										0	0	0	0	0	0	0									
Tyler Yates, R (8.1)										0	0	0	0	0	0	0									
Octavio Dotel, R (9.1)										0	0	0	0	0	0	0									
Inning Stats	R: 0 E: 0 K: 3 S: 16	H: 2 LOB: 3 BB: 1 P: 27	R: 0 E: 0 K: 2 S: 9	H: 0 LOB: 1 BB: 1 P: 14	R: 2 E: 0 K: 0 S: 9	H: 1 LOB: 1 BB: 2 P: 23	R: 0 E: 0 K: 2 S: 13	H: 1 LOB: 1 BB: 0 P: 16	R: 2 E: 0 K: 1 S: 15	H: 2 LOB: 1 BB: 0 P: 23	R: 3 E: 0 K: 2 S: 15	H: 3 LOB: 2 BB: 2 P: 34	R: 0 E: 0 K: 1 S: 5	H: 0 LOB: 0 BB: 0 P: 6	R: 0 E: 0 K: 1 S: 9	H: 1 LOB: 1 BB: 0 P: 11	R: 0 E: 0 K: 0 S: 7	H: 0 LOB: 0 BB: 0 P: 9	1B: 2 2B: 7 3B: 0 HR: 1	SF: 0 SAC: 0 DP: 0 HBP: 0	WP: 0 PB: 0 SB: 0 CS: 0	PA: 44			
PITCHER	IP WLS BF H R ER SO BB IBB HBP BLK WP HR S P ERA WHIP	IP WLS BF H R ER SO BB IBB HBP BLK WP HR S P ERA WHIP	IP WLS BF H R ER SO BB IBB HBP BLK WP HR S P ERA WHIP	IP WLS BF H R ER SO BB IBB HBP BLK WP HR S P ERA WHIP	IP WLS BF H R ER SO BB IBB HBP BLK WP HR S P ERA WHIP	IP WLS BF H R ER SO BB IBB HBP BLK WP HR S P ERA WHIP	IP WLS BF H R ER SO BB IBB HBP BLK WP HR S P ERA WHIP	IP WLS BF H R ER SO BB IBB HBP BLK WP HR S P ERA WHIP	IP WLS BF H R ER SO BB IBB HBP BLK WP HR S P ERA WHIP	IP WLS BF H R ER SO BB IBB HBP BLK WP HR S P ERA WHIP	IP WLS BF H R ER SO BB IBB HBP BLK WP HR S P ERA WHIP	IP WLS BF H R ER SO BB IBB HBP BLK WP HR S P ERA WHIP	IP WLS BF H R ER SO BB IBB HBP BLK WP HR S P ERA WHIP	IP WLS BF H R ER SO BB IBB HBP BLK WP HR S P ERA WHIP	IP WLS BF H R ER SO BB IBB HBP BLK WP HR S P ERA WHIP	IP WLS BF H R ER SO BB IBB HBP BLK WP HR S P ERA WHIP	IP WLS BF H R ER SO BB IBB HBP BLK WP HR S P ERA WHIP	IP WLS BF H R ER SO BB IBB HBP BLK WP HR S P ERA WHIP	IP WLS BF H R ER SO BB IBB HBP BLK WP HR S P ERA WHIP	IP WLS BF H R ER SO BB IBB HBP BLK WP HR S P ERA WHIP	IP WLS BF H R ER SO BB IBB HBP BLK WP HR S P ERA WHIP	IP WLS BF H R ER SO BB IBB HBP BLK WP HR S P ERA WHIP	IP WLS BF H R ER SO BB IBB HBP BLK WP HR S P ERA WHIP	IP WLS BF H R ER SO BB IBB HBP BLK WP HR S P ERA WHIP	
Matt Albers, R (1.1) ERA: 5.88	5.0 L 26 6 4 3 8 3 1 0 0 0 0 1 62 103 5.40 1.800	Stephen Randolph, L (6.1) ERA: 12.15	0.2 7 3 3 3 1 1 1 0 0 0 0 0 12 29 40.50 6.000	Dennis Sarfate, R (6.1) ERA: 4.14	0.1 1 0 0 0 1 0 0 0 0 0 0 0 3 5 0.00 0.000	Brian Moehler, R (7.1) ERA: 4.14	2.0 7 1 0 0 2 0 0 0 0 0 0 0 14 17 0.00 0.500	Mark McLemore, L (9.1) ERA: 3.97	1.0 3 0 0 0 0 0 0 0 0 0 0 0 7 9 0.00 0.000																

Batter	1	2	3	4	5	6	7	8	9	AB	R	H	RBI	BB	SO	LOB	BOTTOM
Josh Anderson, L (1.8) OBP: 0.433, SLG: 0.424										4	0	1	0	0	0	0	Atlanta Braves @ Houston Astros Minute Maid Park, Houston, TX Fri Sep 28 2007, 7:05 PM CDT Att.: 43,011 - Clear - 85 F
Craig Biggio, R (1.4) OBP: 0.283, SLG: 0.377										3	0	1	0	1	1	0	
17 Lance Berkman, S (1.3) OBP: 0.365, SLG: 0.506										4	0	0	0	0	0	4	
Eric Bruntlett, R (8.5) OBP: 0.348, SLG: 0.285										0	0	0	0	0	0	0	
45 Carlos Lee, R (1.7) OBP: 0.355, SLG: 0.531										3	2	2	0	0	0	0	
Luke Scott, L (8.7) OBP: 0.351, SLG: 0.505										1	0	0	0	0	1	0	
9 Hunter Pence, R (1.9) OBP: 0.361, SLG: 0.542										4	0	1	0	0	0	1	
Mark Loretta, R (1.6) OBP: 0.352, SLG: 0.371										3	0	1	1	0	0	1	
Brian Moehler, R (7.1) OBP: 0.290, SLG: 0.200										0	0	0	0	0	0	0	
Orlando Palmeiro, L (8. PH) OBP: 0.345, SLG: 0.285										1	0	0	0	0	0	0	
Mark McLemore, L (9.1) ERA: 4.11										0	0	0	0	0	0	0	
21 Ty Wigginton, R (1.5) OBP: 0.334, SLG: 0.461										4	0	1	1	0	1	2	
46 J.R. Towles, R (1.2) OBP: 0.419, SLG: 0.564										3	0	0	0	1	1	2	
Matt Albers, L (1.1) OBP: 0.069, SLG: 0.069										2	0	0	0	0	1	4	
Stephen Randolph, L (6.1) ERA: 1.13										0	0	0	0	0	0	0	
Dennis Sarfate, R (6.1) ERA: 5.18										0	0	0	0	0	0	0	
Chris Burke, R (7.6) OBP: 0.308, SLG: 0.362										1	0	0	0	1	0	0	
Inning Stats	R: 0 E: 0 K: 0 S: 3	H: 1 LOB: 0 BB: 0 P: 4	R: 1 E: 0 K: 0 S: 15	H: 2 LOB: 2 BB: 1 P: 26	R: 0 E: 0 K: 1 S: 7	H: 0 LOB: 0 BB: 0 P: 9	R: 1 E: 0 K: 1 S: 16	H: 3 LOB: 2 BB: 0 P: 21	R: 0 E: 0 K: 0 S: 6	H: 0 LOB: 0 BB: 0 P: 9	R: 0						

Batter	1	2	3	4	5	6	7	8	9	AB	R	H	RBI	BB	SO	LOB	TOP							
19 Yunel Escobar, R OBP: 0.390, SLG: 0.457										4	0	1	0	0	1	2								
2 Kelly Johnson, L OBP: 0.374, SLG: 0.457										4	0	1	0	0	1	1								
10 Chipper Jones, S OBP: 0.426, SLG: 0.698 Chris Woodward, R OBP: 0.253, SLG: 0.281										3	0	1	0	0	1	1								
Mark Teixeira, S OBP: 0.400, SLG: 0.563 Scott Thorman, L OBP: 0.256, SLG: 0.398										3	0	0	0	0	0	2								
7 Jeff Francoeur, R OBP: 0.339, SLG: 0.445 Ron Mahay, L										3	2	2	0	0	1	0								
58 Peter Moylan, R 14 Martin Prado, R 46 Manny Acosta, R										3	0	1	0	0	2	3								
28 Brandon Jones, L OBP: 0.176, SLG: 0.200										4	0	1	1	0	0	2								
5 Brayan Peña, S OBP: 0.212, SLG: 0.303										3	0	0	1	0	0	1								
Willie Harris, L OBP: 0.352, SLG: 0.397										2	0	0	0	0	1	1								
30 Jeff Bennett, R 23 Matt Diaz, R										2	0	1	0	0	1	0								
Inning Stats	R: 0 E: 0 K: 1 S: 10	H: 1 LOB: 1 BB: 0 P: 18	R: 1 E: 0 K: 0 S: 8	H: 2 LOB: 1 BB: 0 P: 14	R: 0 E: 0 K: 0 S: 10	H: 1 LOB: 1 BB: 0 P: 16	R: 0 E: 0 K: 1 S: 10	H: 0 LOB: 0 BB: 0 P: 17	R: 0 E: 0 K: 1 S: 12	H: 0 LOB: 0 BB: 0 P: 15	R: 0 E: 0 K: 1 S: 7	H: 0 LOB: 0 BB: 0 P: 11	R: 1 E: 0 K: 2 S: 14	H: 3 LOB: 2 BB: 0 P: 18	R: 0 E: 0 K: 2 S: 14	H: 1 LOB: 2 BB: 1 P: 24	R: 0 E: 0 K: 1 S: 9	H: 0 LOB: 0 BB: 0 P: 12	1B: 6 2B: 2 3B: 0 HR: 0	SF: 1 SAC: 0 DP: 0 HBP: 1	WP: 0 PB: 0 SB: 0 CS: 1	PA: 37		
PITCHER	IP WLS BF H R ER SO BB IBB HBP BLK WP HR S P ERA WHIP	6.0 W 22 4 1 1 4 0 0 0 0 0 0 14 24 1.50 0.667	1.0 H 6 3 1 1 2 0 0 0 0 0 0 14 24 9.00 3.000	1.0 H 5 1 0 0 2 1 0 0 0 0 0 14 24 0.00 2.000	1.0 S 3 0 0 0 1 0 0 0 0 0 0 9 12 0.00 0.000																			

Atlanta Braves @ Houston Astros
Minute Maid Park, Houston, TX
Sat Sep 29 2007, 6:05 PM CDT
Att. 43,624 - Roof Closed - 74 F

livebaseballscorecards.com

AB 33
R 2
H 8
RBI 2
BB 1
SO 9
LOB 15

Batter	1	2	3	4	5	6	7	8	9	AB	R	H	RBI	BB	SO	LOB	BOTTOM
Josh Anderson, L OBP: 0.423, SLG: 0.413										4	0	1	0	0	0	1	
Craig Biggio, R OBP: 0.285, SLG: 0.380										4	1	2	0	0	1	1	
Cody Ransom, R OBP: 0.413, SLG: 0.371										2	1	1	2	1	1	2	
17 Lance Berkman, S OBP: 0.386, SLG: 0.512 Mike Lamb, L OBP: 0.388, SLG: 0.455										4	0	0	0	0	0	1	
45 Carlos Lee, R OBP: 0.353, SLG: 0.528 Brad Lidge, R										4	0	0	0	0	2	1	
9 Hunter Pence, R OBP: 0.358, SLG: 0.538										3	0	1	0	0	1	1	
21 Ty Wigington, R OBP: 0.334, SLG: 0.461										1	0	0	0	0	0	0	
Adam Everett, R OBP: 0.281, SLG: 0.318 Chris Burke, R OBP: 0.306, SLG: 0.360										3	0	1	0	0	0	0	
41 Brandon Backe, R OBP: 0.455, SLG: 0.800 Dennis Sarfate, R										2	1	1	1	0	1	0	
Eric Bruntlett, R OBP: 0.348, SLG: 0.285 Chad Qualls, R										0	0	0	0	0	0	0	
41 Brandon Backe, R OBP: 0.455, SLG: 0.800 Dennis Sarfate, R										0	0	0	0	0	0	0	
Eric Bruntlett, R OBP: 0.348, SLG: 0.285 Chad Qualls, R										0	0	0	0	0	0	0	
41 Brandon Backe, R OBP: 0.455, SLG: 0.800 Dennis Sarfate, R										0	0	0	0	0	0	0	
Eric Bruntlett, R OBP: 0.348, SLG: 0.285 Chad Qualls, R										0	0	0	0	0	0	0	
41 Brandon Backe, R OBP: 0.455, SLG: 0.800 Dennis Sarfate, R										0	0	0	0	0	0	0	
Eric Bruntlett, R OBP: 0.348, SLG: 0.285 Chad Qualls, R										0	0	0	0	0	0	0	
41 Brandon Backe, R OBP: 0.455, SLG: 0.800 Dennis Sarfate, R										0	0	0	0	0	0	0	
Eric Bruntlett, R OBP: 0.348, SLG: 0.285 Chad Qualls, R										0	0	0	0	0	0	0	
41 Brandon Backe, R OBP: 0.455, SLG: 0.800 Dennis Sarfate, R										0	0	0	0	0	0	0	
Eric Bruntlett, R OBP: 0.348, SLG: 0.285 Chad Qualls, R										0	0	0	0	0	0	0	
41 Brandon Backe, R OBP: 0.455, SLG: 0.800 Dennis Sarfate, R										0	0	0	0	0	0	0	
Eric Bruntlett, R OBP: 0.348, SLG: 0.285 Chad Qualls, R										0	0	0	0	0	0	0	
41 Brandon Backe, R OBP: 0.455, SLG: 0.800 Dennis Sarfate, R										0	0	0	0	0	0	0	
Eric Bruntlett, R OBP: 0.348, SLG: 0.285 Chad Qualls, R										0	0	0	0	0	0	0	
41 Brandon Backe, R OBP: 0.455, SLG: 0.800 Dennis Sarfate, R										0	0	0	0	0	0	0	
Eric Bruntlett, R OBP: 0.348, SLG: 0.285 Chad Qualls, R										0	0	0	0	0	0	0	
41 Brandon Backe, R OBP: 0.455, SLG: 0.800 Dennis Sarfate, R										0	0	0	0	0	0	0	
Eric Bruntlett, R OBP: 0.348, SLG: 0.285 Chad Qualls, R										0	0	0	0	0	0	0	
41 Brandon Backe, R OBP: 0.455, SLG: 0.800 Dennis Sarfate, R										0	0	0	0	0	0	0	
Eric Bruntlett, R OBP: 0.348, SLG: 0.285 Chad Qualls, R										0	0	0	0	0	0	0	
41 Brandon Backe, R OBP: 0.455, SLG: 0.800 Dennis Sarfate, R										0	0	0	0	0	0	0	
Eric Bruntlett, R OBP: 0.348, SLG: 0.285 Chad Qualls, R										0	0	0	0	0	0	0	
41 Brandon Backe, R OBP: 0.455, SLG: 0.800 Dennis Sarfate, R										0	0	0	0	0	0	0	
Eric Bruntlett, R OBP: 0.348, SLG: 0.285 Chad Qualls, R										0	0	0	0	0	0	0	
41 Brandon Backe, R OBP: 0.455, SLG: 0.800 Dennis Sarfate, R										0	0	0	0	0	0	0	
Eric Bruntlett, R OBP: 0.348, SLG: 0.285 Chad Qualls, R																	

Batter	1	2	3	4	5	6	7	8	9	AB	R	H	RBI	BB	SO	LOB	TOP										
19 Yunel Escobar, R OBP: 0.385, SLG: 0.451	F9		G5-3		F9			F9		4	0	0	0	0	0	3	Atlanta Braves @ Houston Astros Minute Maid Park, Houston, TX Sun Sep 30 2007, 1:05 PM CDT Att.: 43,823 - Roof Closed - 73 F										
Willie Harris, L OBP: 0.348, SLG: 0.392	F9		F7			G6-3		G4-3		4	0	0	0	0	0	1											
10 Chipper Jones, S OBP: 0.425, SLG: 0.604 Jose Ascanio, R				G3-1		L8		F8		3	0	0	0	1	0	0											
7 Jeff Francoeur, R OBP: 0.338, SLG: 0.444 23 Matt Diaz, R OBP: 0.358, SLG: 0.497			K		K		G5-3		K	2	0	0	0	0	2	1											
Scott Thorman, L OBP: 0.258, SLG: 0.394				P6		G6-3		K		3	0	0	0	1	1	0											
28 Brandon Jones, L OBP: 0.190, SLG: 0.211			K		G3-1		1B		K	4	0	1	0	0	2	1											
18 Clint Sammons, R OBP: 0.667, SLG: 1.000			G6-4-3		G4-3		2B			3	0	2	0	0	0	1											
Pete Orr, L OBP: 0.235, SLG: 0.215				G4-3		K				3	0	1	0	0	1	3											
38 Buddy Carlyle, L OBP: 0.136, SLG: 0.159 2 Kelly Johnson, L OBP: 0.375, SLG: 0.487 Oscar Villarreal, R OBP: 0.256, SLG: 0.250 Joey Devine, R OBP: 0.108, SLG: 0.108 Royce Ring, L OBP: 0.250, SLG: 0.375 Chris Woodward, R OBP: 0.200, SLG: 0.200 Ron Mahay, L OBP: 0.320, SLG: 0.320 14 Martin Prado, R OBP: 0.320, SLG: 0.320			SH5-3					K		0	0	0	0	0	0	0											
Inning Stats	R: 0 E: 0 K: 1 S: 7	H: 0 LOB: 1 BB: 1 P: 13	R: 0 E: 0 K: 1 S: 6	H: 0 LOB: 0 BB: 1 P: 12	R: 0 E: 0 K: 0 S: 11	H: 1 LOB: 1 BB: 0 P: 16	R: 0 E: 0 K: 1 S: 7	H: 0 LOB: 0 BB: 0 P: 9	R: 0 E: 0 K: 0 S: 10	H: 1 LOB: 2 BB: 1 P: 20	R: 0 E: 0 K: 0 S: 5	H: 0 LOB: 0 BB: 0 P: 8	R: 0 E: 0 K: 2 S: 16	H: 2 LOB: 2 BB: 0 P: 21	R: 0 E: 0 K: 0 S: 6	H: 0 LOB: 0 BB: 0 P: 9		R: 0 E: 0 K: 3 S: 13	H: 0 LOB: 0 BB: 0 P: 15	1B: 3 2B: 1 3B: 0 HR: 0	SF: 0 SAC: 1 DP: 1 HBP: 0	WP: 0 PB: 0 SB: 0 CS: 0	PA: 33				
PITCHER	IP	WLS	BF	H	R	ER	SO	BB	IBB	HBP	BLK	WP	HR	S	P	ERA	WHIP	PITCHER									
52 Felipe Paulino, R ERA: 7.11	6.0	W	22	2	0	0	3	3	0	0	0	0	0	46	28	0.00	0.833										
Mark McLemore, L ERA: 3.95	1.0	H	5	2	0	0	2	0	0	0	0	0	0	16	21	0.00	2.000										
Brian Moehler, R ERA: 4.07	1.0	H	3	0	0	0	2	0	0	0	0	0	0	6	9	0.00	0.000										
Dave Borkowski, R ERA: 5.15	1.0	S	3	0	0	0	3	0	0	0	0	0	0	13	15	0.00	0.000										
Batter	1	2	3	4	5	6	7	8	9	AB	R	H	RBI	BB	SO	LOB	BOTTOM										
Josh Anderson, L OBP: 0.413, SLG: 0.403	2B			G3-1				F8		4	1	1	0	0	1	0	Atlanta Braves @ Houston Astros Minute Maid Park, Houston, TX Sun Sep 30 2007, 1:05 PM CDT Att.: 43,823 - Roof Closed - 73 F										
Craig Biggio, R OBP: 0.285, SLG: 0.381 Cody Ransom, R OBP: 0.413, SLG: 0.371					F8			G5-3		4	1	1	0	0	0	0											
17 Lance Berkman, S OBP: 0.366, SLG: 0.510 Mike Lamb, L OBP: 0.366, SLG: 0.453 Brian Moehler, R OBP: 0.200, SLG: 0.200 Dave Borkowski, R					F8			L3		2	1	0	0	1	1	0											
45 Carlos Lee, R OBP: 0.354, SLG: 0.528 Luke Scott, L OBP: 0.351, SLG: 0.504				G6-3				F8		2	0	1	2	1	0	0											
9 Hunter Pence, R OBP: 0.360, SLG: 0.539								F7		4	0	2	1	0	1	0											
Mark Loretta, R OBP: 0.392, SLG: 0.372 Chris Burke, R OBP: 0.304, SLG: 0.357								G6-3		2	0	1	0	0	0	2											
21 Ty Wigginton, R OBP: 0.353, SLG: 0.459 Eric Bruntlett, R OBP: 0.346, SLG: 0.283								F7		2	0	0	0	0	1	3											
Brad Ausmus, R OBP: 0.318, SLG: 0.324 46 J.R. Towles, R OBP: 0.432, SLG: 0.575										1	0	0	0	0	0	0											
52 Felipe Paulino, R Orlando Palmeiro, L OBP: 0.342, SLG: 0.582 Mark McLemore, L Eric Munson, L OBP: 0.313, SLG: 0.356										1	0	0	0	0	0	0											
Inning Stats	R: 3 E: 0 K: 1 S: 12	H: 4 LOB: 3 BB: 2 P: 27	R: 0 E: 0 K: 2 S: 8	H: 0 LOB: 0 BB: 0 P: 14	R: 0 E: 0 K: 2 S: 9	H: 1 LOB: 1 BB: 0 P: 13	R: 0 E: 0 K: 0 S: 10	H: 0 LOB: 0 BB: 0 P: 13	R: 0 E: 0 K: 0 S: 7	H: 1 LOB: 2 BB: 1 P: 14	R: 0 E: 0 K: 0 S: 10	H: 1 LOB: 0 BB: 0 P: 15	R: 0 E: 0 K: 0 S: 7	H: 0 LOB: 0 BB: 0 P: 11	R: 0 E: 0 K: 0 S: 9	H: 0 LOB: 0 BB: 0 P: 15		1B: 5 2B: 2 3B: 0 HR: 0	SF: 0 SAC: 0 DP: 0 HBP: 0	WP: 0 PB: 0 SB: 0 CS: 1	PA: 33						
PITCHER	IP	WLS	BF	H	R	ER	SO	BB	IBB	HBP	BLK	WP	HR	S	P	ERA	WHIP	PITCHER									
38 Buddy Carlyle, R ERA: 5.21	4.0	L	19	5	3	3	5	0	2	0	0	0	0	39	67	6.75	1.250										
Oscar Villarreal, R ERA: 4.24	1.0		5	1	0	0	0	1	0	0	0	0	0	7	14	0.00	2.000										
Joey Devine, R ERA: 1.08	0.1		2	1	0	0	0	0	0	0	0	0	0	7	10	0.00	3.000										
Royce Ring, L ERA: 2.7	0.2		1	0	0	0	0	0	0	0	0	0	0	3	5	0.00	0.000										
Ron Mahay, L ERA: 2.56	1.0		3	0	0	0	0	0	0	0	0	0	0	7	11	0.00	0.000										