Atlanta Braves - 2008

Atlanta Braves @ Los Angeles Dodgers

Holman Stadium, Vero Beach, FL

Thu Feb 28 2008, 1:05 PM EST

Att. 4,440 - Sunny - 60 F

TOP

livebaseballscorecards.com

Batter	1	2	3	4	5	6	7	8	9	AB	R	H	RBI	BB	SO	LOB
23 Matt Diaz, R (1, 7)	G6-3		F9			K		K		3	0	0	0	0	1	0
56 Blaine Boyer, R (6, 1)										0	0	0	0	0	0	0
26 Joe Borchard, S (8, PH)										1	0	0	0	0	1	0
66 Matt DeSalvo, R (8, 1)										0	0	0	0	0	0	0
74 Colter Bean, R (9, 1)										0	0	0	0	0	0	0
73 Jordan Schafer, L (1, 8) OBP: 0.667, SLG: 0.667	7 FC6-4 1B			G3-1			7 2B 16 G3 1B	F9		3	1	2	0	0	0	0
1 Grégor Blanco, L (7, 8)										1	0	0	0	0	0	0
7 Jeff Francoeur, R (1, 9) OBP: 0.333, SLG: 0.667	FC6-4 1-2f			G5-3			16 G3 20 1B 1-3 2B		E3 71 HR	3	1	1	0	0	0	1
22 Josh Anderson, L (7, 9)										1	1	0	0	0	0	0
16 Brian McCann, L (1, 2)	G5-3			F9			G3 2-3 3-H		P5	3	0	0	1	0	0	2
5 Brayan Peña, S (7, 2)										1	0	0	0	0	0	1
20 Scott Thorman, L (1, 3) OBP: 0.333, SLG: 0.333		F9			P2		68 FC4-6 14 BB 3-H 1B		1-H HR	3	0	1	1	0	0	0
71 Tyler Flowers, R (7, 3) OBP: 1.000, SLG: 4.000										1	1	1	2	0	0	0
14 Martín Prado, R (1, 5)		F9			G4-3		68 FC4-6 1-2 BB		F8	3	0	0	0	1	0	0
68 Brent Lillibridge, R (1, 6)		F9			G6-3		FC4-6 67 FC5-4 1-2f 2-3		P3	4	0	0	0	0	0	2
70 Diory Hernandez, R (1, 4)			G6-3			G4-3	FC5-4 1-2f			2	0	0	0	0	0	0
67 Javier Guzman, S (7, PH) (7, 4)										1	0	0	0	0	0	2
15 Tim Hudson, R (1, 1)			F8			K		G4-3		1	0	0	0	0	0	0
48 Chris Resop, R (3, 1)										0	0	0	0	0	0	0
46 Manny Acosta, R (5, 1)										0	0	0	0	0	0	0
28 Brandon Jones, L (6, PH) (6, 7)										2	0	0	0	0	1	0
Inning Stats	R: 0 E: 0 K: 0 S: 4 H: 1 LOB: 1 BB: 0 P: 4	R: 0 E: 0 K: 0 S: 3 H: 0 LOB: 0 BB: 0 P: 3	R: 0 E: 0 K: 0 S: 3 H: 0 LOB: 0 BB: 0 P: 3	R: 0 E: 0 K: 0 S: 3 H: 0 LOB: 0 BB: 0 P: 3	R: 0 E: 0 K: 0 S: 3 H: 0 LOB: 0 BB: 0 P: 3	R: 0 E: 0 K: 2 S: 7 H: 0 LOB: 0 BB: 0 P: 7	R: 2 E: 0 K: 0 S: 6 H: 3 LOB: 2 BB: 1 P: 10	R: 0 E: 0 K: 1 S: 5 H: 0 LOB: 0 BB: 0 P: 5	R: 2 E: 1 K: 0 S: 5 H: 1 LOB: 0 BB: 0 P: 5	1B: 3 2B: 1 3B: 0 HR: 1	SF: 0 SAC: 0 DP: 0 HBP: 0			WP: 0 PB: 0 SB: 0 CS: 0	PA: 34		

	AB	33
	R	4
	H	5
	RBI	4
	BB	1
	SO	3
	LOB	8

PITCHER		IP	WLS	BF	H	R	ER	SO	BB	IBB	HBP	BLK	WP	HR	S	P	ERA	WHIP
64 Jason Johnson, R ERA:	(1, 1)	2.0		7	1	0	0	0	0	0	0	0	0	0	7	7	0.00	0.500
37 Tanyon Sturtze, R ERA:	(3, 1)	1.0	H	3	0	0	0	0	0	0	0	0	0	0	3	3	0.00	0.000
30 Mike Myers, L ERA:	(4, 1)	1.0	H	3	0	0	0	0	0	0	0	0	0	0	3	3	0.00	0.000
65 Brian Falkenborg, R ERA:	(5, 1)	1.0	H	3	0	0	0	0	0	0	0	0	0	0	3	3	0.00	0.000
52 Mike Koplove, R ERA:	(6, 1)	1.0	H	3	0	0	0	2	0	0	0	0	0	0	7	7	0.00	0.000
54 Tom Martin, L ERA: 18.0	(7, 1)	1.0	B	7	3	2	2	0	1	0	0	0	0	0	6	10	18.00	4.000
57 Eric Hull, R ERA:	(8, 1)	1.0		3	0	0	0	1	0	0	0	0	0	0	5	5	0.00	0.000
66 Brian Shackelford, L ERA: 9.0	(9, 1)	1.0	W	5	1	2	1	0	0	0	0	0	0	1	5	5	9.00	1.000

Batter	1	2	3	4	5	6	7	8	9	AB	R	H	RBI	BB	SO	LOB
9 Juan Pierre, L (1, 7) 14 Chin-Lung Hu, R (6, 6) OBP: 1.000, SLG: 1.000	G3-1	G3			B2-3		36 CS 1-3 1B		75 SH5-4 78 BB 17 HBP BB	3 1	0 1	0 1	0 0	0 1	0 0	2 0
15 Rafael Furcal, S (1, 6) OBP: 0.333, SLG: 1.000 36 Danny Ardoin, R (6, 2) 78 John-Ford Griffin, L (9, PH)	3B		K		G4-3		K 1-2		17 HBP 75 SH5-4 76 1B 1-2 BB	3 1 0	0 0 1	1 0 0	0 0 0	0 0 1	1 1 0	0 2 0
55 Russell Martin, R (1, 2) OBP: 0.333, SLG: 0.333 52 Mike Koplove, R (6, 1) 54 Tom Martin, L (7, 1) 75 Xavier Paul, L (7, PH) (8, 9)	K	12 F9-3 1B	K	F7	SH5-4 1-2 2-3					3 0 0 1	0 0 0 0	1 0 0 0	0 0 0 0	0 0 0 0	2 0 0 0	1 0 0 1
12 Jeff Kent, R (1, 4) 30 Mike Myers, L (4, 1) 65 Brian Falkenborg, R (5, 1) 16 Andre Ethier, L (6, 7) OBP: 0.667, SLG: 0.500	F9		F9-3 1-1			G4-3		28 BB 17 1B 83 BB 1B	17 HBP 76 1B BB	2 0 0 2	0 0 0 2	0 0 0 1	0 0 0 0	0 0 0 1	0 0 0 0	2 0 0 0
25 Andruw Jones, R (1, 8) 17 Jason Repko, R (6, PR) OBP: 1.000, SLG: 1.000 (7, 8)		27 1B 7 1B 21 1B BB		F8		7 1B BB		83 BB 28 BB 1-2 1B	76 1B 1-2 2-3 3-H HBP	1 1	1 0	0 1	0 1	2 0	0 0	0 0
7 James Loney, L (1, 3) OBP: 0.667, SLG: 0.667 76 John Lindsey, R (8, PH) OBP: 0.500, SLG: 0.500 (9, 3)	21 1B 27 1B 1-2 1B		F7		28 1B 1-3 1B	F8		1-3 2-H 3-H 1B	3 2	0 0	2 1	0 2	0 0	0 0	0 2
5 Nomar Garciaparra, R (1, 5) OBP: 0.500, SLG: 0.500 28 Andy LaRoche, R (4, PR) OBP: 1.000, SLG: 1.000 (5, 5)	F9		27 2B 1B		1-2 1B			83 BB 1-2 2-3 BB	2 1	0 0	1 1	0 0	0 1	0 0	2 0
27 Matt Kemp, R (1, 9) OBP: 0.667, SLG: 1.000 57 Eric Hull, R (8, 1) 83 Terry Tiffee, S (8, PH) 66 Brian Shackelford, L (9, 1)	21 1B 1-2 2-3 1B		1-3 2B		K			3 G4-6-3 1-2 2-3 3-H BB	3 0 0 0	0 0 0 0	2 0 1 0	0 0 1 0	0 0 1 0	1 0 0 0	2 0 0 0
64 Jason Johnson, R (1, 1) 21 Mark Sweeney, L (2, PH) OBP: 1.000, SLG: 1.000 37 Tanyon Sturtze, R (3, 1) 3 Delwyn Young, S (4, 4)	1-3 2-3 3-H 1B	K		14 1B BB		G4-6-3 1-2f			0 1 0 2	0 0 0 0	0 1 0 0	0 1 0 1	0 1 0 1	0 0 0 6	0 0 0 6
Inning Stats	R: 0 E: 0 K: 1 S: 6 H: 1 LOB: 1 BB: 0 P: 6	R: 1 E: 0 K: 0 S: 5 H: 3 LOB: 2 BB: 1 P: 9	R: 0 E: 0 K: 1 S: 5 H: 1 LOB: 0 BB: 0 P: 5	R: 0 E: 0 K: 1 S: 7 H: 2 LOB: 3 BB: 0 P: 7	R: 0 E: 0 K: 1 S: 5 H: 2 LOB: 3 BB: 0 P: 7	R: 0 E: 0 K: 1 S: 6 H: 2 LOB: 2 BB: 1 P: 10	R: 0 E: 0 K: 1 S: 5 H: 1 LOB: 1 BB: 1 P: 9	R: 1 E: 0 K: 0 S: 4 H: 2 LOB: 2 BB: 2 P: 12	R: 3 E: 0 K: 0 S: 2 H: 1 LOB: 2 BB: 3 P: 15	1B: 11 2B: 2 3B: 1 HR: 0	SF: 0 SAC: 1 DP: 2 HBP: 1			WP: 0 PB: 0 SB: 0 CS: 1	PA: 42		

PITCHER		IP	WLS	BF	H	R	ER	SO	BB	IBB	HBP	BLK	WP	HR	S	P	ERA	WHIP
15 Tim Hudson, R ERA: 4.5	(1, 1)	2.0		10	4	1	1	1	1	0	0	0	0	0	11	15	4.50	2.500
48 Chris Resop, R ERA:	(3, 1)	2.0		8	3	0	0	2	0	0	0	0	0	0	12	12	0.00	1.500
46 Manny Acosta, R ERA:	(5, 1)	1.0		3	0	0	0	1	0	0	0	0	0	0	5	5	0.00	0.000
56 Blaine Boyer, R ERA:	(6, 1)	2.0		9	3	0	0	2	2	0	0	0	0	0	11	19	0.00	2.500
66 Matt DeSalvo, R ERA: 27.0	(8, 1)	1.1	L	10	2	4	4	0	5	0	0	0	0	0	5	25	27.00	5.250

PITCHER		IP	WLS	BF	H	R	ER	SO	BB	IBB	HBP	BLK	WP	HR	S	P	ERA	WHIP
74 Colter Bean, R ERA:	(9, 1)	0.0	B	2	1	0	0	0	0	0	1	0	0	0	1	2	∞	∞

BOTTOM

Atlanta Braves @ Los Angeles Dodgers

Holman Stadium, Vero Beach, FL

Thu Feb 28 2008, 1:05 PM EST

Att. 4,440 - Sunny - 60 F

livebaseballscorecards.com

AB	32
R	5
H	13
RBI	5
BB	8
SO	6
LOB	20

Batter	1	2	3	4	5	6	7	8	9	AB	R	H	RBI	BB	SO	LOB
15 Rafael Furcal, S (1, 6) OBP: 0.333, SLG: 0.667	G4-3		G4-3		16 S, 1-3, 1B		F9		BB, 1-2	3	0	1	0	0	0	0
59 Greg Miller, L (5, 1)										0	0	0	0	0	0	0
60 Matt Riley, L (5, 1)										0	0	0	0	0	0	0
77 Greg Jones, R (5, 1)										0	0	0	0	0	0	0
73 A.J. Ellis, R (7, PH)										1	0	0	0	0	0	0
38 Ramon Troncoso, R (7, 1)										0	0	0	0	0	0	0
79 Fernando De La Cruz, R (8, 1)										0	0	0	0	0	0	0
14 Chin-Lung Hu, R (9, PH) OBP: 1.000, SLG: 1.000										0	0	0	0	1	0	0
16 Andre Ethier, L (1, 7) OBP: 0.500, SLG: 0.250	G3-1		G3-1		BB, 1-3, 3-H			HBP, 3 S	G3	2	0	0	0	1	0	0
75 Xavier Paul, L (7, 7)										1	0	0	0	0	0	2
27 Matt Kemp, R (1, 9) OBP: 0.500, SLG: 0.667	7 S, 28 2B, 1B		K		K			K, 1-2		3	1	1	0	0	2	2
3 Delwyn Young, S (6, 9)										1	0	0	0	0	1	1
7 James Loney, L (1, 3) OBP: 0.500, SLG: 0.400	BB, 28 2B, 1-2			F9		F8		F8		2	0	0	0	1	0	0
76 John Lindsey, R (6, 3) OBP: 0.333, SLG: 0.333										1	0	0	0	0	0	1
28 Andy LaRoche, R (1, 5) OBP: 0.600, SLG: 0.750	2B, 1-3, 2-H			G5-3		F9		G4-3		3	0	1	1	0	0	0
83 Terry Tiffee, S (6, 5)										1	0	0	0	0	0	1
17 Jason Repko, R (1, 8) OBP: 0.600, SLG: 0.333	K			F7		BB			2B, 80 1B	2	0	0	0	1	1	2
78 John-Ford Griffin, L (6, PR) OBP: 1.000, SLG: 2.000										1	1	1	0	0	0	0
(6, 8)																
26 Gary Bennett, R (1, 2)		G5-6-3			G4-3	L3			K	3	0	0	0	0	0	1
71 Lucas May, R (6, 2)										1	0	0	0	0	1	1
33 Ramon Martinez, R (1, 4)		G6-3			E7, 21 FC1-5		P3		G5-3	4	0	0	0	0	0	1
(5, 6)																
18 Hiroki Kuroda, R (1, 1)		G4-3			FC1-5, 15 1B, 16 E, 2-3	F8			14 BB, 2-H, 1B	1	0	0	0	0	0	0
21 Esteban Loaiza, R (3, 1)										0	0	0	0	0	0	0
21 Mark Sweeney, L (5, PH) OBP: 0.500, SLG: 0.500										1	1	0	0	0	0	1
80 Angel Chavez, R (5, 4) OBP: 0.500, SLG: 0.500										2	0	1	1	0	0	0
Inning Stats	R: 1 E: 0 K: 1 S: 7 H: 2 LOB: 2 BB: 1 P: 11	R: 0 E: 0 K: 0 S: 3 H: 0 LOB: 0 BB: 0 P: 3	R: 0 E: 0 K: 1 S: 5 H: 0 LOB: 0 BB: 0 P: 5	R: 0 E: 0 K: 0 S: 3 H: 0 LOB: 0 BB: 0 P: 3	R: 1 E: 1 K: 1 S: 7 H: 1 LOB: 2 BB: 1 P: 11	R: 0 E: 0 K: 0 S: 3 H: 0 LOB: 1 BB: 1 P: 7	R: 0 E: 0 K: 0 S: 3 H: 0 LOB: 0 BB: 0 P: 3	R: 0 E: 0 K: 1 S: 6 H: 0 LOB: 1 BB: 0 P: 7	R: 1 E: 0 K: 1 S: 7 H: 2 LOB: 2 BB: 1 P: 11	1B: 3 2B: 2 3B: 0 HR: 0 SF: 0 SAC: 0 DP: 0 HBP: 1							

PITCHER	IP	WLS	BF	H	R	ER	SO	BB	IBB	HBP	BLK	WP	HR	S	P	ERA	WHIP
49 Jair Jurrjens, R (1, 1) ERA: 4.5	2.0		9	2	1	1	1	1	0	0	0	0	0	10	14	4.50	1.500
38 Buddy Carlyle, R (3, 1) ERA:	2.0	W	6	0	0	0	1	0	0	0	0	0	0	8	8	0.00	0.000
58 Peter Moylan, R (5, 1) ERA:	1.0	H	6	1	1	0	1	1	0	0	0	0	0	7	11	0.00	2.000
Tyler Yates, R (6, 1) ERA:	1.0		4	0	0	0	0	1	0	0	0	0	0	3	7	0.00	1.000
Will Ohman, L (7, 1) ERA:	1.0		3	0	0	0	0	0	0	0	0	0	0	3	3	0.00	0.000

PITCHER	IP	WLS	BF	H	R	ER	SO	BB	IBB	HBP	BLK	WP	HR	S	P	ERA	WHIP
75 Damian Moss, L (8, 1) ERA:	1.0		4	0	0	0	1	0	0	1	0	0	0	6	7	0.00	0.000
94 Michael Nix, R (9, 1) ERA: 9.0	1.0		6	2	1	1	1	1	0	0	0	0	0	7	11	9.00	3.000

TOP

Los Angeles Dodgers @ Atlanta Braves

Champion Stadium, Lake Buena Vista, FL

Fri Feb 29 2008, 1:05 PM EST

Att. 7,256 - Sunny - 70 F

livebaseballscorecards.com

AB	33
R	3
H	5
RBI	2
BB	4
SO	5
LOB	13

BOTTOM

Los Angeles Dodgers @ Atlanta Braves
Champion Stadium, Lake Buena Vista, FL
Fri Feb 29 2008, 1:05 PM EST
Att. 7,256 - Sunny - 70 F

livebaseballscorecards.com

Batter	1	2	3	4	5	6	7	8	9	AB	R	H	RBI	BB	SO	LOB
2 Kelly Johnson, L (1, 4) OBP: 0.667, SLG: 1.000	0-0 19 G5-4-3 1B		0-0 L9 ②		1-0 1-H 2-H 19 1B 2B G4-3			0-0 G5-3 ③		3	1	2	2	0	0	0
14 Martín Prado, R (5, PH) (6, 4)										2	0	0	0	0	0	2
19 Yunel Escobar, R (1, 6) OBP: 0.333, SLG: 0.333	0-0 ① ② G5-4-3 1-2f		0-3 ③ K S S S		0-0 10 1B 22 1B 2-H 1B		0-0 ① P3			3	1	1	1	0	1	1
68 Brent Lillibridge, R (6, 6)										1	0	0	0	0	0	0
10 Chipper Jones, S (1, 5) OBP: 0.667, SLG: 0.667	0-0 ③ F7			0-0 7 1B G3-1 1B	0-0 28 BB 22 1B 26 2B 1-2 1B		0-0 ② F8			3	1	2	0	0	0	0
70 Diory Hernandez, R (5, PR) (6, 5)										1	1	0	0	0	0	0
Mark Teixeira, S (1, 3)		0-0 ① G3		0-0 ① G3-1 1-2	0-0 ① F7		0-0 ③ F9			2	0	0	0	0	0	1
73 Jordan Schafer, L (5, 8) OBP: 0.400, SLG: 0.400										2	0	0	0	0	0	2
7 Jeff Francoeur, R (1, 9) OBP: 0.400, SLG: 0.600		0-0 ② G5-3		0-0 2-H 1B	0-0 28 BB 26 2B 1-2 2-H 1B		0-0 ① L5			2	0	1	1	0	0	0
22 Josh Anderson, L (5, 9) OBP: 0.333, SLG: 0.333										2	1	1	1	0	0	0
11 Mark Kotsay, L (1, 8)		0-0 ③ G4-3		0-0 ② F7	4-0 B B B B 26 2B 8 SF8 1-2 2-3 BB		0-0 ② G4-3			2	0	0	0	0	0	1
28 Brandon Jones, L (5, 7)										1	1	0	0	1	0	0
23 Matt Diaz, R (1, 7) OBP: 0.200, SLG: 0.200			0-0 8 HR 1B	0-0 ③ F9	0-0 1-3 2-H 3-H 2B		0-0 ③ G1-3			2	1	1	0	0	0	1
58 Peter Moylan, R (5, 1)										0	0	0	0	0	0	0
26 Joe Borchard, S (5, PH) OBP: 0.500, SLG: 1.000										1	0	1	2	0	0	0
Tyler Yates, R (6, 1)										0	0	0	0	0	0	0
Will Ohman, L (7, 1)										0	0	0	0	0	0	0
5 Brayan Peña, S (7, PH)										1	0	0	0	0	0	0
75 Damian Moss, R (8, 1)										0	0	0	0	0	0	0
94 Michael Nix, R (9, 1)										0	0	0	0	0	0	0
8 Javy Lopez, R (1, 2) OBP: 0.667, SLG: 4.000		0-0 1-H HR			4-0 2 WP 20 BB 2 2B BB 0-0 SF8 3-H			0-0 ① F8		1	2	1	3	1	0	0
27 Corky Miller, R (6, 2)										1	0	0	0	0	0	0
49 Jair Jurrjens, R (1, 1)		0-0 ① G6-3			4-0 2 WP 2 2B 1-2 BB 4-0 BB			0-0 ② G4-3		0	0	0	0	0	0	0
38 Buddy Carlyle, L (3, 1)										1	0	0	0	0	0	0
20 Scott Thorman, L (5, 3) OBP: 0.500, SLG: 0.250										1	1	0	0	2	0	0

Inning Stats	1	2	3	4	5	6	7	8	9
	R: 0 H: 1 E: 0 LOB: 0 K: 0 BB: 0 S: 3 P: 3	R: 0 H: 0 E: 0 LOB: 0 K: 0 BB: 0 S: 3 P: 3	R: 2 H: 2 E: 0 LOB: 0 K: 1 BB: 0 S: 7 P: 7	R: 1 H: 2 E: 0 LOB: 1 K: 0 BB: 0 S: 5 P: 5	R: 7 H: 5 E: 0 LOB: 2 K: 0 BB: 4 S: 8 P: 25	R: 0 H: 0 E: 0 LOB: 0 K: 0 BB: 0 S: 3 P: 3	R: 0 H: 0 E: 0 LOB: 0 K: 0 BB: 0 S: 3 P: 3	R: 0 H: 0 E: 0 LOB: 0 K: 0 BB: 0 S: 3 P: 3	

AB	32	
R	10	
H	10	
RBI	10	
BB	4	
SO	1	
LOB	8	

1B: 7	SF: 1	
2B: 2	SAC: 0	
3B: 0	DP: 1	
HR: 1	HBP: 0	

WP: 1	PA: 37	
PB: 0		
SB: 0		
CS: 0		

PITCHER		IP	WLS	BF	H	R	ER	SO	BB	IBB	HBP	BLK	WP	HR	S	P	ERA	WHIP
18 Hiroki Kuroda, R ERA:	(1, 1)	2.0		6	1	0	0	0	0	0	0	0	0	0	6	6	0.00	0.500
21 Esteban Loaiza, R ERA: 13.5	(3, 1)	2.0	L	10	4	3	3	1	0	0	0	0	0	1	12	12	13.50	2.000
59 Greg Miller, L ERA:	(5, 1)	0.0		5	3	5	5	0	2	0	0	0	1	0	3	12	∞	∞
60 Matt Riley, L ERA: 27.0	(5, 1)	0.2		6	2	2	2	0	2	0	0	0	0	0	4	12	27.00	6.000
77 Greg Jones, R ERA:	(5, 1)	1.1		4	0	0	0	0	0	0	0	0	0	0	4	4	0.00	0.000

PITCHER		IP	WLS	BF	H	R	ER	SO	BB	IBB	HBP	BLK	WP	HR	S	P	ERA	WHIP
38 Ramon Troncoso, R ERA:	(7, 1)	1.0		3	0	0	0	0	0	0	0	0	0	0	3	3	0.00	0.000
79 Fernando De La Cruz, R ERA:	(8, 1)	1.0		3	0	0	0	0	0	0	0	0	0	0	3	3	0.00	0.000

Atlanta Braves @ Houston Astros

Osceola County Stadium, Kissimmee, FL

Sat Mar 01 2008, 1:05 PM EST

Att. 3,521 - Partly Cloudy - 72 F

TOP

livebaseballscorecards.com

Batter	1	2	3	4	5	6	7	8	9	AB	R	H	RBI	BB	SO	LOB
2 Kelly Johnson, L (1, 4) OBP: 0.400, SLG: 0.600	G3-1		F7		F9			G6-3	E2 1-3 2-H 3-H 1B	2	0	0	0	0	0	1
14 Martín Prado, R (3, 4) OBP: 0.222, SLG: 0.125										3	0	1	2	0	0	0
19 Yunel Escobar, R (1, 6) OBP: 0.500, SLG: 0.500	1B			7 HR 16 1B 1B		G6-3		BBBB 70 PO BB	P3	3	1	2	0	0	0	0
68 Brent Lillibridge, R (6, 6)										1	0	0	0	1	0	2
10 Chipper Jones, S (1, 5) OBP: 0.400, SLG: 0.400	G3-1			F9		G4-3		B 1 SAFE PO 1-2	BBBB 22 WP 20 BB 22 1B BB	2	0	0	0	0	0	1
70 Diory Hernandez, R (4, 5)										1	1	0	0	1	0	0
Mark Teixeira, S (1, 3)		SSC K		F8	F9				BBBB 22 WP 1-2 22 1B BB	2	0	0	0	0	1	1
20 Scott Thorman, L (4, 3) OBP: 0.500, SLG: 0.200										1	1	0	0	1	0	0
16 Brian McCann, L (1, 2) OBP: 0.200, SLG: 0.200		G4-3		7 HR 1-2 1B			SSC K		L3	2	1	1	0	0	0	0
18 Clint Sammons, R (5, 2)										2	0	0	0	0	1	2
7 Jeff Francoeur, R (1, 9) OBP: 0.429, SLG: 1.000		SSS K		1-H 2-H HR			P6		BX 1-H 2-H 1 BB 5 S 14 1B 1B	2	1	1	3	0	1	0
22 Josh Anderson, L (4, 9) OBP: 0.400, SLG: 0.400										2	1	1	2	0	0	0
11 Mark Kotsay, L (1, 10) OBP: 0.200, SLG: 0.400			G3-1	G3			2B	BSSS 1-2 K		3	0	1	0	0	0	0
5 Brayan Peña, S (9, PH) (9, 10)										1	0	0	0	0	1	1
26 Joe Borchard, S (1, 7) OBP: 0.250, SLG: 0.500			SSS K		G6-3		SSC K	BBBB 1 BB 14 1B BB		2	0	0	0	0	1	0
28 Brandon Jones, L (5, 7)										1	1	0	0	1	1	1
1 Grégor Blanco, L (1, 8) OBP: 0.400, SLG: 0.750			3B		P5			G6-3	BBBB 14 E 14 1B 1-2 2-3 BB	3	0	1	0	1	0	0

	AB	33
	R	7
	H	8
	RBI	7
	BB	5
	SO	6
	LOB	9

Inning Stats										
	R: 0	H: 1	R: 0	H: 0	R: 0	H: 1	R: 3	H: 3	R: 0	H: 0
	E: 0	LOB: 0	E: 0	LOB: 0	E: 0	LOB: 1	E: 0	LOB: 0	E: 0	LOB: 0
	K: 0	BB: 0	K: 2	BB: 0	K: 1	BB: 0	K: 0	BB: 0	K: 0	BB: 0
	S: 3	P: 3	S: 7	P: 7	S: 6	P: 6	S: 6	P: 6	S: 3	P: 3
	R: 0	H: 0	R: 0	H: 1	R: 0	H: 0	R: 4	H: 2	1B: 5	SF: 0
	E: 0	LOB: 0	E: 1	LOB: 1	E: 0	LOB: 0	E: 1	LOB: 2	2B: 1	SAC: 0
	K: 2	BB: 0	K: 2	BB: 0	K: 0	BB: 1	K: 1	BB: 4	3B: 1	DP: 0
	S: 8	P: 8	S: 3	P: 3	S: 2	P: 7	S: 7	P: 25	HR: 1	HBP: 0

WP: 1 PA: 39
PB: 0
SB: 1
CS: 0

PITCHER		IP	WLS	BF	H	R	ER	SO	BB	IBB	HBP	BLK	WP	HR	S	P	ERA	WHIP
Woody Williams, R ERA:	(1, 1)	2.0		6	1	0	0	2	0	0	0	0	0	0	10	10	0.00	0.500
50 Runelvys Hernandez, R ERA: 13.5	(3, 1)	2.0	B	10	4	3	3	1	0	0	0	0	0	1	12	12	13.50	2.000
Oscar Villarreal, R ERA:	(5, 1)	1.0		3	0	0	0	0	0	0	0	0	0	0	3	3	0.00	0.000
58 Dave Borkowski, R ERA:	(6, 1)	1.0		3	0	0	0	0	0	0	0	0	0	0	3	3	0.00	0.000
63 Sammy Gervacio, R ERA:	(7, 1)	1.0		4	1	0	0	2	0	0	0	0	0	0	8	8	0.00	1.000

PITCHER		IP	WLS	BF	H	R	ER	SO	BB	IBB	HBP	BLK	WP	HR	S	P	ERA	WHIP
37 Brad James, R ERA:	(8, 1)	1.0		3	0	0	0	0	1	0	0	0	0	0	2	7	0.00	1.000
39 Chad Reineke, R ERA: 27.0	(9, 1)	0.2	L	5	1	3	3	1	2	0	0	0	1	0	5	15	40.50	4.500
23 Stephen Randolph, L ERA: 36.0	(9, 1)	0.1		4	1	1	1	0	2	0	0	0	0	0	2	10	27.00	9.000

BOTTOM

Batter	1	2	3	4	5	6	7	8	9	AB	R	H	RBI	BB	SO	LOB
21 Michael Bourn, L (1, 8) OBP: 0.444, SLG: 0.375	S S S 0-3 K ①		x 0-0 G4-3 ②		S S S 0-3 K ②		x 0-0 L7 ③		x 0-0 G3-1 ① 1-2	3	0	0	0	0	2	1
13 Tomas Perez, S (6, 5) OBP: 0.167, SLG: 0.333										2	0	0	0	0	0	1
3 Kazuo Matsui, S (1, 4)	x 0-0 G4-3 ②		S S S 0-3 K ③		x 0-0 FC6-4 ③ 1-2f			x 0-0 20 2B 1B	x 0-0 F9 ② 2-3	3	0	0	0	0	1	1
31 David Newhan, L (6, 4) OBP: 0.600, SLG: 1.000										2	1	1	0	0	0	1
10 Miguel Tejada, R (1, 6) OBP: 0.200, SLG: 0.200	S S C 0-3 K ③			x 0-0 G4-3 ①		x 0-0 9 1B 1B		S S S 0-3 K ①	x 0-0 G1-3 ③	3	0	1	0	0	1	0
67 Tommy Manzella, R (6, PR) (7, 6)										2	0	0	0	0	1	2
45 Carlos Lee, R (1, 10) OBP: 0.500, SLG: 0.500		x 0-0 F8 ①		x 0-0 9 2B 1B		S S C 0-3 K ①		x 0-0 22 E 1-H 2B		2	0	1	0	0	0	0
20 Nick Gorneault, R (4, PR) OBP: 0.750, SLG: 1.000										2	2	1	1	0	1	1
(5, 10)																
9 Hunter Pence, R (1, 9) OBP: 0.444, SLG: 0.500		x 0-0 G5-3 ②		x 0-0 21 PB 1-H 2B		x 0-0 36 FC4-6 1-2 1B		x 0-0 G5-3 ②		3	0	2	1	0	0	0
30 Yordany Ramirez, R (7, 9)										1	0	0	0	0	0	1
21 Ty Wigginton, R (1, 5) OBP: 0.143, SLG: 0.571	B B B C X 3-1 HR		B X 1-0 G5-3 ② 2-3		S S S 0-3 K ②			x 0-0 E6 60 BLK 71 BB 2-H		2	1	1	1	0	0	2
22 José Cruz Jr., S (6, 7)										2	0	0	0	0	1	2
36 Lance Niekro, R (1, 3)	x 0-0 F9 ③		x 0-0 F9 ③			x 0-0 FC4-6 ③ 1-2f		B B B B 4-0 60 BLK 1-2 BB		3	0	0	0	0	0	4
71 Josh Johnson, R (7, 2)										0	0	0	0	1	0	0
60 Reggie Abercrombie, R (1, 7) OBP: 0.375, SLG: 0.429			x 0-0 E5 55 E 55 G6-3		B B B B 4-0 55 CS BB		S S S 0-3 K ①	x 0-0 P3 ③ 1-2 2-3		3	1	0	0	1	1	2
(6, 8)																
55 Humberto Quintero, R (1, 2) OBP: 0.750, SLG: 0.667			B X 1-0 G6-3 ① 1-H		B 1 SAFE X 1-0 3 FC6-4 ① 1-2 1B		x 0-0 F8 ②		x 0-0 31 F9 13 G3-1 1B	2	0	1	1	0	0	0
59 J.R. House, R (6, 2) OBP: 0.750, SLG: 0.500										2	0	1	0	0	0	0
(7, 3)																
Inning Stats	R: 0 E: 0 K: 2 S: 7 H: 0 LOB: 0 BB: 0 P: 7	R: 1 E: 0 K: 0 S: 5 H: 1 LOB: 0 BB: 0 P: 8	R: 1 E: 1 K: 1 S: 6 H: 0 LOB: 0 BB: 0 P: 7	R: 1 E: 0 K: 0 S: 5 H: 2 LOB: 2 BB: 0 P: 6	R: 0 E: 0 K: 1 S: 5 H: 1 LOB: 1 BB: 1 P: 10	R: 0 E: 0 K: 2 S: 9 H: 2 LOB: 2 BB: 0 P: 9	R: 0 E: 0 K: 1 S: 5 H: 0 LOB: 0 BB: 0 P: 5	R: 2 E: 1 K: 1 S: 8 H: 2 LOB: 2 BB: 1 P: 12	R: 0 E: 0 K: 0 S: 4 H: 1 LOB: 1 BB: 0 P: 4	1B: 6 2B: 2 3B: 0 HR: 1		SF: 0 SAC: 0 DP: 0 HBP: 0				

PITCHER		IP	WLS	BF	H	R	ER	SO	BB	IBB	HBP	BLK	WP	HR	S	P	ERA	WHIP
47 Tom Glavine, L ERA: 4.5	(1, 1)	2.0		7	1	1	1	2	0	0	0	0	0	1	12	15	4.50	0.500
50 Ryan Drese, R ERA: 4.5	(3, 1)	2.0		9	2	2	1	1	0	0	0	0	0	0	11	13	4.50	1.000
34 Royce Ring, L ERA:	(5, 1)	1.0		4	1	0	0	1	1	0	0	0	0	0	5	10	0.00	2.000
40 Jeff Ridgway, L ERA:	(6, 1)	1.0		5	2	0	0	2	0	0	0	0	0	0	9	9	0.00	2.000
57 Jorge Campillo, R ERA:	(7, 1)	1.0		3	0	0	0	1	0	0	0	0	0	0	5	5	0.00	0.000

PITCHER		IP	WLS	BF	H	R	ER	SO	BB	IBB	HBP	BLK	WP	HR	S	P	ERA	WHIP
72 Francisley Bueno, L ERA: 9.0	(8, 1)	1.0	W	7	2	2	1	1	1	0	0	1	0	0	8	12	9.00	3.000
74 Colter Bean, R ERA:	(9, 1)	1.0	S	4	1	0	0	0	0	0	0	0	0	0	4	4	0.00	1.000

Atlanta Braves @ Houston Astros

Osceola County Stadium, Kissimmee, FL

Sat Mar 01 2008, 1:05 PM EST

Att. 3,521 - Partly Cloudy - 72 F

livebaseballscorecards.com

AB	37
R	5
H	9
RBI	4
BB	2
SO	8
LOB	18

WP: 0 PB: 1 SB: 0 CS: 1 PA: 39

Houston Astros @ Atlanta Braves

Champion Stadium, Lake Buena Vista, FL

Sun Mar 02 2008, 1:05 PM EST

Att. 8,005 - Partly Cloudy - 78 F

TOP

livebaseballscorecards.com

Batter	1	2	3	4	5	6	7	8	9	AB	R	H	RBI	BB	SO	LOB
21 Michael Bourn, L (1, 8) OBP: 0.429, SLG: 0.333	C C C 0-3 ① K		X 0-0 1-3 1B		X 0-0 ② FC3-6 3 CS 1-2f			S S S 0-3 ① K	B B B B 4-0 BB 1-2 2-3 BB	4	0	1	0	1	2	1
3 Kazuo Matsui, S (1, 4) OBP: 0.167, SLG: 0.200 Drew Sutton, S (7, 4) OBP: 1.000, SLG: 1.000	X 0-0 ② G5-3		X 0-0 ② SF8 3-H		1 SAFE 0-0 ③ CS 1-2	X 0-0 21 1B 21 S 1B		X 0-0 9 BB 1B	B B B B 4-0 BB 1-2 2-3 3-H BB	2	1	1	1	0	0	0
										1	0	1	1	1	0	0
9 Hunter Pence, R (1, 9) OBP: 0.385, SLG: 0.364 30 Yordany Ramirez, R (8, PR) (8, 9)	X 0-0 ③ G5-3		X 0-0 ③ F9			X 0-0 ① F9		B B B B 4-0 1-2 BB	X 0-0 ③ G4-3	3	0	0	0	1	0	2
										1	0	0	0	0	0	3
21 Ty Wigginton, R (1, 5) OBP: 0.200, SLG: 0.500 93 Danny Klassen, R (6, 5)		X 0-0 ① G5-3		S S S 0-3 ① K		S X 0-1 ② 1-H 1B		X 0-0 ② F8		3	0	1	1	0	1	0
										1	0	0	0	0	0	2
22 José Cruz Jr., S (1, 7) OBP: 0.300, SLG: 0.333 95 Eli Iorg, R (8, 7)		X 0-0 1B		X 0-0 59 S 59 G5-3 2B		B B B B 4-0 BB		X 0-0 ③ F9		3	1	2	0	1	0	2
										0	0	0	0	0	0	0
59 J.R. House, R (1, 10) OBP: 0.500, SLG: 0.200		X 0-0 ② F8		S X 0-1 ② G5-3 2-H		X 0-0 ③ L3			H 1-0 21 BB 67 1B BB HBP	3	1	0	1	0	0	2
36 Lance Niekro, R (1, 3)		X 0-0 ③ F7		X 0-0 ③ G6-3			X 0-0 ① G5-3		S S S 0-3 ① K	4	0	0	0	0	1	2
46 J.R. Towles, R (1, 2) OBP: 0.429, SLG: 0.429 Alberto Castillo, R (7, 2)			X 0-0 21 1B 3 SF8 1B		X 0-0 ① G6-3		X 0-0 ② F8		C C C 0-3 ② K	3	1	1	0	0	0	0
										1	0	0	0	0	1	1
67 Tommy Manzella, R (1, 6) OBP: 0.250, SLG: 0.250			X 0-0 ① F7		X 0-0 21 FC3-6 1B		X 0-0 ③ G6-3		X 0-0 BB 21 BB 1-2 1B	4	0	2	0	0	0	1

	AB	33
	R	4
	H	9
	RBI	4
	BB	4
	SO	5
	LOB	16

Inning Stats																												
	R: 0	H: 0	R: 0	H: 1	R: 1	H: 2	R: 1	H: 1	R: 0	H: 1	R: 1	H: 2	R: 0	H: 0	R: 0	H: 1	R: 1	H: 1	1B: 8	SF: 1	WP: 0	PA: 40
	E: 0	LOB: 0	E: 0	LOB: 1	E: 0	LOB: 1	E: 0	LOB: 0	E: 0	LOB: 0	E: 0	LOB: 1	E: 0	LOB: 0	E: 0	LOB: 2	E: 0	LOB: 3	2B: 1	SAC: 0	PB: 0	
	K: 1	BB: 0	K: 0	BB: 0	K: 0	BB: 1	K: 1	BB: 0	K: 0	BB: 0	K: 0	BB: 1	K: 0	BB: 0	K: 1	BB: 1	K: 2	BB: 2	3B: 0	DP: 0	SB: 2	
	S: 5	P: 5	S: 4	P: 4	S: 5	P: 5	S: 7	P: 7	S: 3	P: 3	S: 5	P: 9	S: 3	P: 3	S: 6	P: 10	S: 8	P: 17	HR: 0	HBP: 1	CS: 1	

PITCHER		IP	WLS	BF	H	R	ER	SO	BB	IBB	HBP	BLK	WP	HR	S	P	ERA	WHIP
32 Mike Hampton, L ERA:	(1, 1)	2.0		7	1	0	0	1	0	0	0	0	0	0	9	9	0.00	0.500
48 Chris Resop, R ERA: 4.5	(3, 1)	2.0		9	3	2	2	1	0	0	0	0	0	0	12	12	9.00	1.500
Will Ohman, L ERA:	(5, 1)	1.0	H	3	1	0	0	0	0	0	0	0	0	0	3	3	0.00	1.000
64 Zach Schreiber, R ERA: 4.5	(6, 1)	2.0	W	8	2	1	1	0	1	0	0	0	0	0	8	12	4.50	1.500
75 Damian Moss, L ERA:	(8, 1)	1.0	H	5	1	0	0	1	1	0	0	0	0	0	6	10	0.00	2.000

PITCHER		IP	WLS	BF	H	R	ER	SO	BB	IBB	HBP	BLK	WP	HR	S	P	ERA	WHIP
87 Sung Ki Jung, R ERA: 9.0	(9, 1)	1.0	S	7	1	1	1	2	2	0	1	0	0	0	8	17	9.00	3.000

Houston Astros @ Atlanta Braves

Champion Stadium, Lake Buena Vista, FL

Sun Mar 02 2008, 1:05 PM EST
Att. 8,005 - Partly Cloudy - 78 F

BOTTOM

Batter	1	2	3	4	5	6	7	8	9	AB	R	H	RBI	BB	SO	LOB
2 Kelly Johnson, L (1, 4) OBP: 0.429, SLG: 0.571	F9		19 2B 1-2 1B	P5			14 G6-3 68 G1-3 1B			2	1	1	0	0	0	0
67 Javier Guzman, S (4, 4) OBP: 0.333, SLG: 0.333										2	0	1	0	0	0	2
19 Yunel Escobar, R (1, 6) OBP: 0.500, SLG: 0.625	G6-3		14 F8 1-H 2-H 2B		G6-3		G1-3 1-2			2	0	1	2	0	0	0
68 Brent Lillibridge, R (4, 6)										2	0	0	0	0	0	1
14 Martin Prado, R (1, 5) OBP: 0.231, SLG: 0.091	BB		F8 2-3		G6-3		G6-3 2-3			3	0	0	0	1	0	2
Mark Teixeira, S (1, 3)	F8		G4-3		G4-3		G4-3			2	0	0	0	0	0	2
20 Scott Thorman, L (4, 3) OBP: 0.400, SLG: 0.143										2	0	0	0	0	0	1
16 Brian McCann, L (1, 2) OBP: 0.143, SLG: 0.143		G4-3		G6-3		22 2B 73 SF9 1B		G6-3		2	0	0	0	0	0	0
5 Brayan Peña, S (5, 2) OBP: 0.200, SLG: 0.200										2	1	1	0	0	0	0
7 Jeff Francoeur, R (1, 9) OBP: 0.444, SLG: 1.000		F9		11 1B 23 1B 2B		73 SF9 23 SF8 1-3 2B		73 WP 26 2B 1B		2	1	1	0	0	0	0
22 Josh Anderson, L (5, 9) OBP: 0.571, SLG: 0.714										2	2	2	0	0	0	0
11 Mark Kotsay, L (1, 8) OBP: 0.286, SLG: 0.429		G1-3		23 1B 2-3 1B		SF9 2-3 3-H		G4-3 1-2		2	0	1	0	0	0	0
73 Jordan Schafer, L (5, 8) OBP: 0.286, SLG: 0.333										1	0	0	1	0	0	1
23 Matt Diaz, R (1, 10) OBP: 0.250, SLG: 0.286			F9			SF8 3-H				2	0	1	2	0	0	0
26 Joe Borchard, S (8, PH) OBP: 0.400, SLG: 0.800								G4-3 2-H 2B		1	0	1	1	0	0	0
(9, 10)																
28 Brandon Jones, L (1, 7) OBP: 0.300, SLG: 0.125			19 2B 2 1B 1B	F7		G3-1		G4-3		4	1	1	0	0	0	3
Inning Stats	R: 0 E: 0 K: 0 S: 3 H: 0 LOB: 1 BB: 1 P: 7	R: 0 E: 0 K: 0 S: 3 H: 0 LOB: 0 BB: 0 P: 3	R: 2 E: 0 K: 0 S: 6 H: 3 LOB: 1 BB: 0 P: 6	R: 1 E: 0 K: 0 S: 6 H: 3 LOB: 2 BB: 0 P: 6	R: 0 E: 0 K: 0 S: 3 H: 0 LOB: 0 BB: 0 P: 3	R: 2 E: 0 K: 0 S: 5 H: 2 LOB: 0 BB: 0 P: 5	R: 0 E: 0 K: 0 S: 4 H: 1 LOB: 1 BB: 0 P: 4	R: 1 E: 0 K: 0 S: 5 H: 2 LOB: 1 BB: 0 P: 6		1B: 7 2B: 4 3B: 0 HR: 0		SF: 2 SAC: 0 DP: 0 HBP: 0		WP: 1 PB: 0 SB: 0 CS: 0		PA: 36

livebaseballscorecards.com

AB	33
R	6
H	11
RBI	6
BB	1
SO	0
LOB	12

PITCHER		IP	WLS	BF	H	R	ER	SO	BB	IBB	HBP	BLK	WP	HR	S	P	ERA	WHIP
41 Brandon Backe, R ERA:	(1, 1)	2.0		7	0	0	0	0	1	0	0	0	0	0	6	10	0.00	0.500
43 Chris Sampson, R ERA: 13.5	(3, 1)	2.0	B	12	6	3	3	0	0	0	0	0	0	0	12	12	13.50	3.000
54 Chad Paronto, R ERA: 15.0	(5, 1)	2.0	L	8	2	2	2	0	0	0	0	0	0	0	8	8	9.00	1.000
29 Geoff Geary, R ERA: 15.0	(7, 1)	2.0		9	3	1	1	0	0	0	0	0	1	0	9	10	4.50	1.500

PITCHER	IP	WLS	BF	H	R	ER	SO	BB	IBB	HBP	BLK	WP	HR	S	P	ERA	WHIP

Atlanta Braves @ New York Mets

Tradition Field, Port St. Lucie, FL

Mon Mar 03 2008, 1:10 PM EST

Att. 4,559 - Partly Cloudy - 75 F

livebaseballscorecards.com

TOP

Batter	1	2	3	4	5	6	7	8	9	10	AB	R	H	RBI	BB	SO	LOB
2 Kelly Johnson, L (1, 4) OBP: 0.333, SLG: 0.444 70 Diory Hernandez, R (3, 4) OBP: 0.500, SLG: 0.500	G6-3		G4-3 1-2		1B			68 PB 73 SF7 2B		BB	2 2	0 1	0 2	0 0	0 1	0 0	1 0
19 Yunel Escobar, R (1, 6) OBP: 0.500, SLG: 0.600 68 Brent Lillibridge, R (3, 6)	73 E 1B		G5-3		K			K 71 P6-3 2-3		F9	2 3	0 0	1 0	0 0	0 0	0 2	1 3
73 Jordan Schafer, L (1, 8) OBP: 0.364, SLG: 0.444	1 SAFE F7 1-2			23 S 23 1B	1B	8 G6-3 8 WP 1B		SF7 3-H			3	1	2	1	0	0	1
20 Scott Thorman, L (1, 3) OBP: 0.308, SLG: 0.100 71 Tyler Flowers, R (6, 3) OBP: 0.500, SLG: 2.000	F7			K	F8			P6-3 1-1f			3 1	0 0	0 0	0 0	0 0	1 0	3 1
8 Javy Lopez, R (1, 2) OBP: 0.333, SLG: 1.000 18 Clint Sammons, R (6, 2)		G6-3		P6		G6-3 1-3			G6-3		3 1	0 0	0 0	0 0	0 0	0 0	2 0
23 Matt Diaz, R (1, 7) OBP: 0.273, SLG: 0.300 28 Brandon Jones, L (6, 7) OBP: 0.273, SLG: 0.111		G5-3		22 S 1-H 1B		G5-3			K		3 1	0 0	1 0	1 0	0 0	0 1	1 0
22 Josh Anderson, L (1, 9) OBP: 0.400, SLG: 0.500 1 Grégor Blanco, L (7, 9) OBP: 0.333, SLG: 0.600		G6-3	G4-3 1-2				G3		K		3 1	0 0	0 0	0 0	0 0	0 1	1 0
14 Martín Prado, R (1, 5) OBP: 0.176, SLG: 0.067			F9		F7		F8			G6-3	4	0	0	0	0	0	0
5 Brayan Peña, S (1, 10) OBP: 0.222, SLG: 0.222			2 G4-3 1B		G4-3		G6-3			G3	4	0	1	0	0	0	0
Inning Stats	R: 0 E: 1 K: 0 S: 4 / H: 1 LOB: 1 BB: 0 P: 4	R: 0 E: 0 K: 0 S: 3 / H: 0 LOB: 0 BB: 0 P: 3	R: 0 E: 0 K: 0 S: 4 / H: 1 LOB: 1 BB: 0 P: 4	R: 1 E: 0 K: 1 S: 8 / H: 2 LOB: 1 BB: 0 P: 9	R: 0 E: 0 K: 1 S: 6 / H: 1 LOB: 1 BB: 0 P: 6	R: 0 E: 0 K: 0 S: 4 / H: 1 LOB: 1 BB: 0 P: 5	R: 0 E: 0 K: 0 S: 3 / H: 0 LOB: 0 BB: 0 P: 3	R: 1 E: 0 K: 1 S: 6 / H: 1 LOB: 0 BB: 0 P: 6	R: 0 E: 0 K: 2 S: 7 / H: 0 LOB: 0 BB: 0 P: 7	R: 0 E: 0 K: 0 S: 3 / H: 0 LOB: 1 BB: 1 P: 7	1B: 6 2B: 2 3B: 0 HR: 0	SF: 1 SAC: 0 DP: 1 HBP: 0					

	AB	36
	R	2
	H	7
	RBI	2
	BB	1
	SO	5
	LOB	14

WP: 1 PB: 1 SB: 2 CS: 0 PA: 38

PITCHER	IP	WLS	BF	H	R	ER	SO	BB	IBB	HBP	BLK	WP	HR	S	P	ERA	WHIP
34 Mike Pelfrey, R (1, 1) ERA:	3.0		11	2	0	0	0	0	0	0	0	0	0	11	11	0.00	0.667
13 Billy Wagner, L (4, 1) ERA: 4.5	1.0	H	5	2	1	1	1	0	0	0	0	0	0	8	9	9.00	2.000
27 Nelson Figueroa, R (5, 1) ERA:	2.0	H	8	2	0	0	1	0	0	0	0	1	0	10	11	0.00	1.000
39 Jason Vargas, L (7, 1) ERA:	1.0	H	3	0	0	0	0	0	0	0	0	0	0	3	3	0.00	0.000
32 Carlos Muniz, R (8, 1) ERA:	1.0	B	4	1	1	0	1	0	0	0	0	0	0	6	6	0.00	1.000

PITCHER	IP	WLS	BF	H	R	ER	SO	BB	IBB	HBP	BLK	WP	HR	S	P	ERA	WHIP
73 Ricardo Rincon, L (9, 1) ERA:	1.0		3	0	0	0	2	0	0	0	0	0	0	7	7	0.00	0.000
77 Ivan Maldonado, R (10, 1) ERA:	1.0	W	4	0	0	0	0	1	0	0	0	0	0	3	7	0.00	1.000

Atlanta Braves @ New York Mets

Tradition Field, Port St. Lucie, FL

Mon Mar 03 2008, 1:10 PM EST

Att. 4,559 - Partly Cloudy - 75 F

livebaseballscorecards.com

BOTTOM

Batter	1	2	3	4	5	6	7	8	9	10	AB	R	H	RBI	BB	SO	LOB
7 José Reyes, S (1, 6) OBP: 0.417, SLG: 0.364	C C C 0-3 ① K		x 0-0 5 E 4 G3 2-H 1B		x 0-0 ③ G6-3			x 0-0 ① F9		x 0-0 1-H 2B	3	0	1	1	0	1	0
85 Rubén Tejada, R (6, 6) OBP: 0.500, SLG: 1.000											2	0	1	1	0	0	0
4 Anderson Hernandez, S (1, 4) OBP: 0.222, SLG: 0.235	x 0-0 ② G4-3		x 0-0 ① G3 1-2			B B B 4-0 86 G6-3 86 PB BB		x 0-0 ② G3			3	0	0	0	1	0	1
5 David Wright, R (1, 5) OBP: 0.167, SLG: 0.091	x 0-0 ③ F9		B 2 B B B SAFE 4-0 18 G5-4-3 2-3 BB			x 0-0 ① F8		S S S 0-3 ③ K			2	0	0	0	1	0	1
65 Gustavo Molina, R (7, 2)											1	0	0	0	0	1	0
18 Moises Alou, R (1, 7)		x 0-0 ① F9	x 0-0 ② ③ G5-4-3 1-2f			S X 0-1 ② G6-3 1-3			x 0-0 ① G5-3		2	0	0	0	0	0	2
86 Ezequiel Carrera, L (4, 7)											2	0	0	0	0	0	1
16 Ángel Pagán, S (1, 8) OBP: 0.381, SLG: 0.381		x 0-0 11 3B 1B		x 0-0 ① G4-3		C C C 0-3 ③ K			x 0-0 ② F8		4	1	1	0	0	1	1
11 Ramon Castro, R (1, 10) OBP: 0.250, SLG: 0.308		x 0-0 1-H 3B		x 0-0 67 G3-6 1B			B B B 4-0 63 G6-4-3 67 1B BB		x 0-0 ③ F8		3	0	2	1	1	0	0
67 Fernando Martinez, L (1, 9) OBP: 0.429, SLG: 0.333		x 0-0 ② L3		x 0-0 ② ③ G3-6 1-2f			x 0-0 63 G6-4-3 1-2 1B			x 0-0 ① P3	4	0	1	0	0	0	2
63 Michel Abreu, R (1, 3) OBP: 0.200, SLG: 0.143		x 0-0 ③ G4-3			x 0-0 ① F9		x 0-0 ① ② G6-4-3 1-2f 2-3			B B B 4-0 85 2B BB	3	1	0	0	1	0	3
70 Robinson Cancel, R (1, 2) OBP: 0.375, SLG: 0.333			x 0-0 7 1B 2B		S S S 0-3 ② K		x 0-0 ③ G5-3			S S S 0-3 ② K	2	1	1	0	0	1	0
94 Daniel Murphy, L (7, 5) OBP: 0.500, SLG: 0.667											2	0	0	0	0	1	2
Inning Stats	R: 0 H: 0 E: 0 LOB: 0 K: 1 BB: 0 S: 5 P: 5	R: 1 H: 2 E: 0 LOB: 1 K: 0 BB: 0 S: 5 P: 5	R: 1 H: 2 E: 1 LOB: 1 K: 0 BB: 1 S: 4 P: 8	R: 0 H: 1 E: 0 LOB: 0 K: 0 BB: 1 S: 3 P: 3	R: 0 H: 0 E: 0 LOB: 0 K: 1 BB: 0 S: 5 P: 5	R: 0 H: 0 E: 0 LOB: 1 K: 1 BB: 1 S: 6 P: 10	R: 0 H: 1 E: 0 LOB: 1 K: 0 BB: 1 S: 3 P: 7	R: 0 H: 0 E: 0 LOB: 0 K: 1 BB: 0 S: 5 P: 5	R: 0 H: 0 E: 0 LOB: 0 K: 0 BB: 0 S: 3 P: 3	R: 1 H: 1 E: 0 LOB: 1 K: 1 BB: 1 S: 5 P: 9	1B: 4 SF: 0 2B: 2 SAC: 0 3B: 1 DP: 3 HR: 0 HBP: 0						

WP: 0 PA: 37
PB: 1
SB: 0
CS: 0

	AB	33
	R	3
	H	7
	RBI	3
	BB	4
	SO	5
	LOB	13

PITCHER	IP	WLS	BF	H	R	ER	SO	BB	IBB	HBP	BLK	WP	HR	S	P	ERA	WHIP
37 Jo-Jo Reyes, L (1, 1) ERA: 4.5	2.0		8	2	1	1	1	0	0	0	0	0	0	10	10	4.50	1.000
46 Manny Acosta, R (3, 1) ERA: 4.5	1.0		5	2	1	1	0	1	0	0	0	0	0	4	8	9.00	3.000
56 Blaine Boyer, R (4, 1) ERA:	2.0		6	1	0	0	1	0	0	0	0	0	0	8	8	0.00	0.500
63 Charlie Morton, R (6, 1) ERA:	2.0		8	1	0	0	1	2	0	0	0	0	0	9	17	0.00	1.500
66 Matt DeSalvo, R (8, 1) ERA: 10.8	2.0		6	0	0	0	1	0	0	0	0	0	0	8	8	0.00	0.000

PITCHER	IP	WLS	BF	H	R	ER	SO	BB	IBB	HBP	BLK	WP	HR	S	P	ERA	WHIP
98 Jonathon Rouwenhorst, L (10, 1) ERA: 13.5	0.2	L	4	1	1	1	1	1	0	0	0	0	0	5	9	13.50	3.000

Batter	1	2	3	4	5	6	7	8	9	AB	R	H	RBI	BB	SO	LOB
11 Jimmy Rollins, S (1, 6) OBP: 0.143, SLG: 0.077	G4-3	FC4-6 1-2f			K		K			3	0	0	0	0	1	1
29 Ray Olmedo, S (5, 6)										1	0	0	0	0	1	2
8 Shane Victorino, S (1, 8) OBP: 0.429, SLG: 0.615	26 BB 6 1B 1B		F9			26 G6-3 2B		K		3	1	2	0	0	0	0
12 T.J. Bohn, R (6, 8) OBP: 0.200, SLG: 0.200										1	0	0	0	0	1	0
26 Chase Utley, L (1, 4) OBP: 0.294, SLG: 0.438	6 1B 1-2 BB		K			G6-3 2-3		19 G4-3-6-3-4 1B		2	0	0	0	1	1	1
4 Eric Bruntlett, R (6, 4) OBP: 0.467, SLG: 0.667										1	0	1	0	0	0	0
6 Ryan Howard, L (1, 3) OBP: 0.471, SLG: 0.813	1-2 2-H 1B		G4-3			K		G4-3-6-3-4 1-2f		3	0	1	1	0	1	1
19 Greg Dobbs, L (6, 3) OBP: 0.333, SLG: 0.667										1	0	0	0	0	0	1
10 Geoff Jenkins, L (1, 9) OBP: 0.176, SLG: 0.235	K		F9			G5-3			23 G4-3 1B	3	0	0	0	0	1	3
65 Greg Golson, R (6, 9) OBP: 0.750, SLG: 1.500										1	0	1	0	0	0	0
28 Jayson Werth, R (1, 7) OBP: 0.357, SLG: 0.100	G5-3		G5-3				G4-3		K	3	0	0	0	0	0	2
74 Casey Smith, R (7, 5) OBP: 0.556, SLG: 1.125										1	0	0	0	0	1	1
Wes Helms, R (1, 5) OBP: 0.167, SLG: 0.167		51 G6-4-3 1B	K				G5-3		G4-3 1-2	3	0	1	0	0	1	0
23 Jason Jaramillo, S (7, 2)										1	0	0	0	0	0	1
51 Carlos Ruiz, R (1, 2) OBP: 0.556, SLG: 0.750	G6-4-3 1-2f				G5-3		9 1B BB		K	2	0	0	0	1	0	1
56 Vic Darensbourg, L (7, 1)										0	0	0	0	0	0	0
45 Tom Gordon, R (8, 1)										0	0	0	0	0	0	0
73 Valentino Pascucci, R (9, PH)										1	0	0	0	0	1	1
38 Kyle Kendrick, R (1, 1) OBP: 1.000, SLG: 1.000	11 FC4-6 1B				K		1-2 1B			1	0	1	0	0	0	0
48 Francisco Del Rosario, R (3, 1)										1	0	0	0	0	1	0
9 Chris Snelling, L (7, PH) OBP: 0.200, SLG: 0.200										1	0	1	0	0	0	0
(7, 7)																

TOP

Philadelphia Phillies @ Atlanta Braves

Champion Stadium, Lake Buena Vista, FL

Tue Mar 04 2008, 1:05 PM EST

Att. 7,736 - Sunny - 78 F

livebaseballscorecards.com

AB	33
R	1
H	8
RBI	1
BB	2
SO	10
LOB	15

Inning Stats	1	2	3	4	5	6	7	8	9
R	1	0	0	0	0	0	0	0	0
E	0	0	0	0	0	0	0	0	0
K	1	0	1	1	2	1	1	1	2
S	7	4	5	5	7	6	6	5	8
H	2	2	0	0	0	1	1	1	1
LOB	2	1	0	0	0	1	2	0	1
BB	1	0	0	0	0	0	1	0	0
P	11	4	5	5	7	6	10	5	8

1B	7
2B	1
3B	0
HR	0
SF	0
SAC	0
DP	2
HBP	0

WP	0
PB	0
SB	0
CS	0
PA	35

PITCHER		IP	WLS	BF	H	R	ER	SO	BB	IBB	HBP	BLK	WP	HR	S	P	ERA	WHIP
15 Tim Hudson, R ERA: 3.6	(1, 1)	3.0	W	13	4	1	1	2	1	0	0	0	0	0	16	20	3.00	1.667
38 Buddy Carlyle, R ERA:	(4, 1)	2.0		6	0	0	0	3	0	0	0	0	0	0	12	12	0.00	0.000
Will Ohman, L ERA:	(6, 1)	1.0		4	1	0	0	1	0	0	0	0	0	0	6	6	0.00	1.000
Tyler Yates, R ERA:	(7, 1)	1.0		5	1	0	0	1	1	0	0	0	0	0	6	10	0.00	2.000
57 Jorge Campillo, R ERA:	(8, 1)	1.0		3	1	0	0	1	0	0	0	0	0	0	5	5	0.00	1.000

PITCHER		IP	WLS	BF	H	R	ER	SO	BB	IBB	HBP	BLK	WP	HR	S	P	ERA	WHIP
61 Phil Stockman, R ERA:	(9, 1)	1.0		4	1	0	0	2	0	0	0	0	0	0	8	8	0.00	1.000

Batter	1	2	3	4	5	6	7	8	9	AB	R	H	RBI	BB	SO	LOB
68 Brent Lillibridge, R (1, 5) OBP: 0.250, SLG: 0.267			P4							4	2	3	1	0	0	1
78 Wes Timmons, R (7, 5) OBP: 1.000, SLG: 2.000	G1-3 / 7 / 7 E / 1B / 1B	11 E / 7 / 2B / 1-2 / 3-H / 1B				2B		22 E / 26 / 2B / 2B		1	1	1	0	0	0	0
11 Mark Kotsay, L (1, 8) OBP: 0.300, SLG: 0.400	K	E9 / 7 / 2B / 1-3 / 2-H / 1B		G6-3		1B		E3 / 26 / 2B / 2-3		3	1	1	1	0	1	1
22 Josh Anderson, L (5, 8) OBP: 0.417, SLG: 0.500										2	1	1	0	0	0	1
7 Jeff Francoeur, R (1, 9) OBP: 0.417, SLG: 0.917	SAFE / G1-3 / 1-3	1B / 2B / 2-H / 3-H		G6-3		P2		71 1B / 27 SF8 / 1-H / 3-H / 2B		3	1	1	2	0	0	1
26 Joe Borchard, S (5, 9) OBP: 0.429, SLG: 0.857										2	1	1	2	0	0	2
Mark Teixeira, S (1, 3) OBP: 0.222, SLG: 0.222	3-H / 1B	2-H / 1B		K			27 FC5-4 / 1B	28 BB / 2-3 / 1B		3	0	2	2	0	1	0
71 Tyler Flowers, R (5, 3) OBP: 0.750, SLG: 1.500										2	0	2	0	0	0	0
16 Brian McCann, L (1, 2) OBP: 0.111, SLG: 0.111	G5-3	F7			K		FC5-4 / 14 / 1B / 1-2f	SF8 / 3-H		2	0	0	0	0	0	2
27 Corky Miller, R (4, 2)										2	0	0	1	0	1	1
28 Brandon Jones, L (1, 7) OBP: 0.375, SLG: 0.167		14 1B / 68 / 1B / 1B	14 2B / 67 G6-3 / BB		K		F8	BB / 1-2		3	2	1	0	2	1	1
14 Martín Prado, R (1, 4) OBP: 0.273, SLG: 0.250		68 1B / 11 E / 1-3 / 1B	15 / FC1-6-5 / 1-3 / 2B		F8		1-2 / 1B	F9		5	1	3	0	0	0	2
67 Javier Guzman, S (1, 6) OBP: 0.143, SLG: 0.143		P6	G6-3 / 3-H			P4	P4			4	0	0	1	0	0	5
15 Tim Hudson, R (1, 1)		K	FC1-6-5 / 2-3			K		K		2	0	0	0	0	1	3
38 Buddy Carlyle, L (4, 1)										0	0	0	0	0	0	0
Will Ohman, L (6, 1)										0	0	0	0	0	0	0
73 Jordan Schafer, L (6, PH) OBP: 0.333, SLG: 0.400										1	0	0	0	0	1	0
Tyler Yates, R (7, 1)										0	0	0	0	0	0	0
57 Jorge Campillo, R (8, 1)										0	0	0	0	0	0	0
62 J.C. Boscan, R (8, PH)										1	0	0	0	0	1	0
61 Phil Stockman, R (9, 1)										0	0	0	0	0	0	0
Inning Stats	R: 1 E: 1 K: 1 S: 7 H: 2 LOB: 1 BB: 0 P: 8	R: 5 E: 1 K: 1 S: 11 H: 6 LOB: 1 BB: 0 P: 11	R: 1 E: 0 K: 0 S: 4 H: 1 LOB: 1 BB: 1 P: 8	R: 0 E: 0 K: 1 S: 5 H: 0 LOB: 0 BB: 0 P: 5	R: 0 E: 0 K: 2 S: 7 H: 0 LOB: 0 BB: 0 P: 7	R: 0 E: 0 K: 1 S: 7 H: 2 LOB: 2 BB: 0 P: 7	R: 0 E: 0 K: 0 S: 5 H: 2 LOB: 2 BB: 0 P: 5	R: 3 E: 1 K: 1 S: 9 H: 3 LOB: 2 BB: 1 P: 13		1B: 11 2B: 5 3B: 0 HR: 0 SF: 1 SAC: 0 DP: 0 HBP: 0						

PITCHER		IP	WLS	BF	H	R	ER	SO	BB	IBB	HBP	BLK	WP	HR	S	P	ERA	WHIP
38 Kyle Kendrick, R ERA: 12.71	(1, 1)	2.2	L	18	9	7	7	2	1	0	0	0	0	0	21	26	23.62	3.750
48 Francisco Del Rosario, R ERA: 1.69	(3, 1)	3.1		12	2	0	0	4	0	0	0	0	0	0	20	20	0.00	0.600
56 Vic Darensbourg, L ERA: 4.5	(7, 1)	1.0		5	2	0	0	0	0	0	0	0	0	0	5	5	0.00	2.000
45 Tom Gordon, R ERA: 16.2	(8, 1)	1.0		8	3	3	1	1	1	0	0	0	0	0	9	13	9.00	4.000

PITCHER	IP	WLS	BF	H	R	ER	SO	BB	IBB	HBP	BLK	WP	HR	S	P	ERA	WHIP

BOTTOM

Philadelphia Phillies @ Atlanta Braves

Champion Stadium, Lake Buena Vista, FL

Tue Mar 04 2008, 1:05 PM EST

Att. 7,736 - Sunny - 78 F

livebaseballscorecards.com

AB	40
R	10
H	16
RBI	10
BB	2
SO	7
LOB	20

WP: 0 PA: 43
PB: 0
SB: 0
CS: 0

Batter	1	2	3	4	5	6	7	8	9	AB	R	H	RBI	BB	SO	LOB
2 Kelly Johnson, L (1, 4) OBP: 0.333, SLG: 0.417	0-0 19 G6-4-3 1B			0-0 F7	0-0 F9		0-0 G4-3		0-0 G4-3	3	0	1	0	0	0	1
70 Diory Hernandez, R (5, 4) OBP: 0.400, SLG: 0.375										2	0	0	0	0	0	1
19 Yunel Escobar, R (1, 6) OBP: 0.462, SLG: 0.538	0-0 G6-4-3 1-2f			0-0 E8 1B	0-3 K		0-3 K			3	1	1	0	0	1	2
68 Brent Lillibridge, R (5, 6) OBP: 0.235, SLG: 0.250				1B						1	0	0	0	0	1	0
11 Mark Kotsay, L (1, 8) OBP: 0.308, SLG: 0.333	0-0 G3			4-0 1B 26 2B BB	0-0 F7			0-0 G4-3		2	1	0	0	1	0	1
73 Jordan Schafer, L (5, 8) OBP: 0.308, SLG: 0.364										1	0	0	0	0	0	0
Mark Teixeira, S (1, 3) OBP: 0.333, SLG: 0.583		0-3 K		0-0 26 2B 1-3 2-H 1B		2-0 HR		0-0 G4-3		3	2	2	2	0	1	0
20 Scott Thorman, L (6, 3) OBP: 0.286, SLG: 0.091										1	0	0	0	0	0	0
8 Javy Lopez, R (1, 2) OBP: 0.333, SLG: 0.667		0-0 G6-3		0-0 F7		1-0 23 G4-6-3 26 BB HBP		0-0 1B		2	0	0	0	0	0	2
5 Brayan Peña, S (6, 2) OBP: 0.300, SLG: 0.300										1	0	1	0	0	0	0
26 Joe Borchard, S (1, 9) OBP: 0.500, SLG: 0.889		0-0 G4-3		0-0 23 1B 1-H 3-H 2B		4-0 23 G4-6-3 1-2 BB		0-0 G6-3		2	0	1	2	1	0	0
1 Grégor Blanco, L (6, 9) OBP: 0.286, SLG: 0.500										1	0	0	0	0	0	1
23 Matt Diaz, R (1, 7) OBP: 0.286, SLG: 0.308			0-0 G5-3	0-0 2-3 1B		0-0 G4-6-3 1-2f 2-3			0-0 14 G4-3 71 G6-3 1B	3	0	1	0	0	0	2
22 Josh Anderson, L (6, 7) OBP: 0.462, SLG: 0.538										1	0	1	0	0	0	0
71 Tyler Flowers, R (1, 10) OBP: 0.375, SLG: 0.750			0-3 K	0-0 P4		0-0 F7			0-0 G6-3 1-2	4	0	0	0	0	1	4
14 Martín Prado, R (1, 5) OBP: 0.269, SLG: 0.292			0-0 G3-1		0-0 2B		0-0 F9		0-0 G4-3 2-3	4	0	1	0	0	0	1
Inning Stats	R: 0 E: 0 K: 0 S: 3 H: 1 LOB: 0 BB: 0 P: 3	R: 0 E: 0 K: 1 S: 5 H: 0 LOB: 0 BB: 0 P: 5	R: 0 E: 0 K: 1 S: 5 H: 0 LOB: 0 BB: 0 P: 5	R: 3 E: 1 K: 0 S: 7 H: 4 LOB: 2 BB: 1 P: 11	R: 0 E: 0 K: 1 S: 6 H: 1 LOB: 1 BB: 0 P: 6	R: 1 E: 0 K: 0 S: 3 H: 1 LOB: 1 BB: 1 P: 10	R: 0 E: 0 K: 1 S: 5 H: 0 LOB: 0 BB: 0 P: 5	R: 0 E: 0 K: 0 S: 4 H: 1 LOB: 1 BB: 0 P: 4	R: 0 E: 0 K: 0 S: 4 H: 1 LOB: 1 BB: 0 P: 4	1B: 6 2B: 2 3B: 0 HR: 1	SF: 0 SAC: 0 DP: 2 HBP: 1						

PITCHER		IP	WLS	BF	H	R	ER	SO	BB	IBB	HBP	BLK	WP	HR	S	P	ERA	WHIP
Paul Byrd, R ERA: 1.8	(1, 1)	3.0		9	1	0	0	2	0	0	0	0	0	0	13	13	0.00	0.333
47 Joe Borowski, R ERA: 13.5	(4, 1)	1.0	L	8	4	3	3	0	1	0	0	0	0	0	7	11	27.00	5.000
63 Rafael Betancourt, R ERA:	(5, 1)	1.0		4	1	0	0	1	0	0	0	0	0	0	6	6	0.00	1.000
30 Masa Kobayashi, R ERA: 4.5	(6, 1)	1.0		5	1	1	1	0	1	0	1	0	0	1	3	10	9.00	2.000
50 Jensen Lewis, R ERA:	(7, 1)	1.0		3	0	0	0	1	0	0	0	0	0	0	5	5	0.00	0.000

PITCHER		IP	WLS	BF	H	R	ER	SO	BB	IBB	HBP	BLK	WP	HR	S	P	ERA	WHIP
44 Jorge Julio, R ERA:	(8, 1)	1.0		4	1	0	0	0	0	0	0	0	0	0	4	4	0.00	1.000
27 Rick Bauer, R ERA:	(9, 1)	1.0		4	1	0	0	0	0	0	0	0	0	0	4	4	0.00	1.000

TOP

Atlanta Braves @ Cleveland Indians

Chain of Lakes Park, Winter Haven, FL

Wed Mar 05 2008, 1:05 PM EST
Att. 4,981 - Overcast - 78 F

livebaseballscorecards.com

AB	34
R	4
H	9
RBI	4
BB	2
SO	4
LOB	15

PA: 37

WP: 0 PB: 0 SB: 0 CS: 0

Batter	1	2	3	4	5	6	7	8	9	AB	R	H	RBI	BB	SO	LOB
11 Jamey Carroll, R (1, 4)	P4			G6-3		BB			K	2	0	0	0	1	0	0
29 Josh Barfield, R (7, 4) OBP: 0.308, SLG: 0.182										1	0	0	0	0	1	1
20 David Dellucci, L (1, 7) OBP: 0.222, SLG: 0.500	F8			F7		G3			11 1B BB	3	0	0	0	0	0	1
16 Jason Tyner, L (7, 7) OBP: 0.750, SLG: 0.750										0	0	0	0	1	0	0
48 Travis Hafner, L (1, 10)	G4-3			2 FC6 BB			G4-3		F8	3	0	0	0	1	0	2
2 Jhonny Peralta, R (1, 6) OBP: 0.222, SLG: 0.125		P3		FC6			G5-3		68 DI 1B	3	0	0	0	0	0	1
11 Danny Sandoval, S (8, 6) OBP: 0.308, SLG: 0.538				1-2f						1	0	1	1	0	0	0
25 Ryan Garko, R (1, 3) OBP: 0.273, SLG: 0.200		G1			G4-3		P6		F7	3	0	0	0	0	0	0
68 Michael Aubrey, L (8, 3) OBP: 0.625, SLG: 0.875										1	0	0	0	0	0	2
Casey Blake, R (1, 5)		P3			G4-3			F7		3	0	0	0	0	0	0
79 Chris Gimenez, R (9, 5) OBP: 0.800, SLG: 1.000										0	0	0	0	0	0	0
Jason Michaels, R (1, 9) OBP: 0.182, SLG: 0.100			K		G6-3			F8		3	0	0	0	0	1	0
26 Andy González, R (9, 9) OBP: 0.400, SLG: 0.250										0	0	0	0	0	0	0
73 Yamid Haad, R (1, 2) OBP: 0.429, SLG: 0.200			K			F8		F8		2	0	0	0	0	1	0
74 Armando Camacaro, R (7, 2) OBP: 0.250, SLG: 0.250										1	0	0	0	0	0	0
62 Trevor Crowe, S (1, 8) OBP: 0.462, SLG: 0.500			G6-3			K			48 F8 16 BB 11 1B BB	2	0	0	0	0	1	0
78 Beau Mills, L (9, PH) OBP: 0.429, SLG: 0.333										0	1	0	0	1	0	0
Inning Stats	R: 0 E: 0 K: 0 S: 3 H: 0 LOB: 0 BB: 0 P: 3	R: 0 E: 0 K: 0 S: 3 H: 0 LOB: 0 BB: 0 P: 3	R: 0 E: 0 K: 2 S: 7 H: 0 LOB: 0 BB: 0 P: 7	R: 0 E: 0 K: 0 S: 3 H: 0 LOB: 1 BB: 1 P: 7	R: 0 E: 0 K: 0 S: 3 H: 0 LOB: 0 BB: 0 P: 3	R: 0 E: 0 K: 1 S: 5 H: 0 LOB: 1 BB: 1 P: 9	R: 0 E: 0 K: 0 S: 3 H: 0 LOB: 0 BB: 0 P: 3	R: 0 E: 0 K: 0 S: 3 H: 0 LOB: 0 BB: 0 P: 3	R: 1 E: 0 K: 1 S: 6 H: 1 LOB: 2 BB: 2 P: 15	1B: 1 2B: 0 3B: 0 HR: 0 SF: 0 SAC: 0 DP: 0 HBP: 0							

PITCHER		IP	WLS	BF	H	R	ER	SO	BB	IBB	HBP	BLK	WP	HR	S	P	ERA	WHIP
49 Jair Jurrjens, R ERA: 1.8	(1, 1)	3.0	W	9	0	0	0	2	0	0	0	0	0	0	13	13	0.00	0.000
30 Jeff Bennett, R ERA:	(4, 1)	1.0	H	4	0	0	0	0	1	0	0	0	0	0	3	7	0.00	1.000
40 Jeff Ridgway, L ERA:	(5, 1)	1.0	H	3	0	0	0	0	0	0	0	0	0	0	3	3	0.00	0.000
34 Royce Ring, L ERA:	(6, 1)	1.0		4	0	0	0	1	1	0	0	0	0	0	5	9	0.00	1.000
72 Francisley Bueno, L ERA: 4.5	(7, 1)	1.0		3	0	0	0	0	0	0	0	0	0	0	3	3	0.00	0.000

PITCHER		IP	WLS	BF	H	R	ER	SO	BB	IBB	HBP	BLK	WP	HR	S	P	ERA	WHIP
65 Jairo Cuevas, R ERA:	(8, 1)	1.0		3	0	0	0	0	0	0	0	0	0	0	3	3	0.00	0.000
74 Colter Bean, R ERA: 4.5	(9, 1)	1.0		6	1	1	1	1	2	0	0	0	0	0	6	15	9.00	3.000

BOTTOM

Atlanta Braves @ Cleveland Indians

Chain of Lakes Park, Winter Haven, FL

Wed Mar 05 2008, 1:05 PM EST
Att. 4,981 - Overcast - 78 F

livebaseballscorecards.com

AB	28
R	1
H	1
RBI	1
BB	4
SO	4
LOB	7

PA: 32
WP: 0
PB: 0
SB: 0
CS: 0

Atlanta Braves @ Detroit Tigers

Joker Marchant Stadium, Lakeland, FL

Thu Mar 06 2008, 1:05 PM EST

Att. 7,589 - Overcast - 75 F

TOP

livebaseballscorecards.com

Batter	1	2	3	4	5	6	7	8	9	AB	R	H	RBI	BB	SO	LOB
2 Kelly Johnson, L (1, 4) OBP: 0.333, SLG: 0.357 14 Martin Prado, R (5, 4) OBP: 0.321, SLG: 0.385	SSS 0-3 ① K		CCC 0-3 ② K		BBBB 4-0 19 2B 1-2 2-3 3-H BB		X 0-0 73 BB 1B		X 0-0 2B	2 1 0 0 1 2 0 2 0 2 0 0 0 0						
19 Yunel Escobar, R (1, 6) OBP: 0.500, SLG: 0.625 67 Javier Guzman, S (5, 6) OBP: 0.222, SLG: 0.125	X 0-0 23 1B 1B		X 0-0 ③ F9		X 0-0 26 2B 1-H 2-H 3-H 2B		X 0-0 ② F8		BBBB 4-0 BB	3 1 2 3 0 0 0 1 0 0 0 1 0 1						
7 Jeff Francoeur, R (1, 9) OBP: 0.333, SLG: 0.733 73 Jordan Schafer, L (5, 9) OBP: 0.333, SLG: 0.333	X 0-0 ② F9			X 0-0 ① F9	X 0-0 ② G6-3		BBBB 4-0 26 FC6-4 1-2 BB		SSS 0-3 ③ K	3 0 0 0 0 0 2 1 0 0 0 1 1 2						
23 Matt Diaz, R (1, 10) OBP: 0.313, SLG: 0.333 26 Joe Borchard, S (5, PH) OBP: 0.500, SLG: 0.909 (5, 10)	X 0-0 1-3 1B			X 0-0 ② G6-3	X 0-0 2-H 2B		X 0-0 ③ FC6-4 1-2f			2 0 1 0 0 0 0 2 0 1 1 0 0 2						
16 Brian McCann, L (1, 2) OBP: 0.091, SLG: 0.091 27 Corky Miller, R (4, 2)	SSS 0-3 ③ K			SSS 0-3 ③ K	SSS 0-3 ③ K			X 0-0 ① G1-3		2 0 0 0 0 2 2 2 0 0 0 0 1 1						
68 Brent Lillibridge, R (1, 5) OBP: 0.250, SLG: 0.222 78 Wes Timmons, R (6, 5) OBP: 0.500, SLG: 1.000		X 0-0 ① P4			BBBB 4-0 22 1B 28 BB 2 WP BB	X 0-0 ① F8		X 0-0 ② P3		2 1 0 0 1 0 0 1 0 0 0 0 0 0						
20 Scott Thorman, L (1, 3) OBP: 0.294, SLG: 0.077 71 Tyler Flowers, R (6, 3) OBP: 0.333, SLG: 0.667		BBBB 4-0 28 G4-6-3 BB			X 0-0 ① F8	X 0-0 ② G4-3		X 0-0 ③ G3		2 0 0 0 1 0 1 1 0 0 0 0 0 0						
28 Brandon Jones, L (1, 7) OBP: 0.350, SLG: 0.133		X 0-0 ② ③ G4-6-3 1-2f			BBBB 4-0 2 WP 22 1B 19 2B 1-2 BB	CCC 0-3 ③ K			X 0-0 ① F7	3 1 0 0 1 1 1						
22 Josh Anderson, L (1, 8) OBP: 0.412, SLG: 0.471			X 0-0 ① P5		X 0-0 2 WP 19 2B 1-2 2-3 1B		X 0-0 ① G6-3		X 0-0 ② F7	4 1 1 0 0 0 0						
Inning Stats	R: 0 E: 0 K: 2 S: 9	H: 2 LOB: 2 BB: 0 P: 9	R: 0 E: 0 K: 0 S: 2	H: 0 LOB: 0 BB: 1 P: 6	R: 0 E: 0 K: 1 S: 5	H: 0 LOB: 0 BB: 0 P: 5	R: 0 E: 0 K: 1 S: 5	H: 0 LOB: 0 BB: 0 P: 5	R: 5 E: 0 K: 1 S: 8	H: 3 LOB: 1 BB: 3 P: 20	R: 0 E: 0 K: 1 S: 5	H: 0 LOB: 0 BB: 0 P: 5	R: 0 E: 0 K: 0 S: 4	H: 1 LOB: 2 BB: 1 P: 8	R: 0 E: 0 K: 0 S: 3	H: 0 LOB: 0 BB: 0 P: 3	R: 0 E: 0 K: 1 S: 6	H: 1 LOB: 2 BB: 1 P: 10	1B: 4 2B: 3 3B: 0 HR: 0	SF: 0 SAC: 0 DP: 1 HBP: 0	WP: 1 PB: 0 SB: 0 CS: 0	PA: 39

	AB	33
	R	5
	H	7
	RBI	4
	BB	6
	SO	7
	LOB	12

PITCHER		IP	WLS	BF	H	R	ER	SO	BB	IBB	HBP	BLK	WP	HR	S	P	ERA	WHIP
21 Dontrelle Willis, L ERA: 1.8	(1, 1)	3.0		11	2	0	0	3	1	0	0	0	0	0	16	20	0.00	1.000
58 Armando Galarraga, R ERA: 12.27	(4, 1)	1.2	L	11	3	5	5	1	3	0	0	0	1	0	10	22	27.00	3.600
45 Aquilino Lopez, R ERA:	(5, 1)	1.1		4	0	0	0	2	0	0	0	0	0	0	8	8	0.00	0.000
60 Preston Larrison, R ERA:	(7, 1)	2.0		8	1	0	0	0	1	0	0	0	0	0	7	11	0.00	1.000
59 Todd Jones, R ERA: 21.0	(9, 1)	1.0		5	1	0	0	1	1	0	0	0	0	0	6	10	0.00	2.000

PITCHER		IP	WLS	BF	H	R	ER	SO	BB	IBB	HBP	BLK	WP	HR	S	P	ERA	WHIP

BOTTOM

Atlanta Braves @ Detroit Tigers

Joker Marchant Stadium, Lakeland, FL

Thu Mar 06 2008, 1:05 PM EST

Att. 7,589 - Overcast - 75 F

livebaseballscorecards.com

Batter	1	2	3	4	5	6	7	8	9	AB	R	H	RBI	BB	SO	LOB
28 Curtis Granderson, L (1, 8) OBP: 0.368, SLG: 0.889 46 Freddy Guzman, S (7, 8) OBP: 0.438, SLG: 0.400	F9		FC4-6 15 3B 1-2f	F9		FC6-4 1-2f		L4-3-4 2-2		4 1 0 0 0 0 4 1 0 0 0 0 0 2						
15 Brandon Inge, R (1, 5) OBP: 0.526, SLG: 0.462 65 Michael Hollimon, S (8, 5) OBP: 0.231, SLG: 0.250	F9		BB 3B 1-H	K			P2			4 1 1 1 0 1 1 0 0 0 0 0 0 0						
3 Gary Sheffield, R (1, 10)	P3		BB 25 BB BB		G6-3		G6-3			3 0 0 0 1 0 0						
33 Marcus Thames, R (1, 3) OBP: 0.438, SLG: 1.000 68 Jeff Larish, L (7, 3)		G6-3	K		K		K2-3			3 0 0 0 0 2 2 1 0 0 0 0 1 0						
25 Ryan Raburn, R (1, 4) OBP: 0.364, SLG: 0.278 72 Scott Sizemore, R (8, 4) OBP: 0.500, SLG: 0.500		27 1B 1B	BB 1-2 BB		G4-3			L5		2 0 1 0 1 0 0 1 0 0 0 0 0 0						
Jacque Jones, L (1, 7) OBP: 0.400, SLG: 0.250 76 Clete Thomas, L (7, 7) OBP: 0.286, SLG: 0.385		K	1-2 2-3 3-H BB			G4-3		27 1B 78 1B 2B		2 0 0 1 1 1 1 1 1 1 0 0 0 0						
27 Brent Clevlen, R (1, 9) OBP: 0.533, SLG: 0.600		70 FC5-4 1-2 1B	L4			39 1B 1B		63 BB 78 1B 2-3 1B		4 1 3 0 0 0 3						
70 Dane Sardinha, R (1, 2) OBP: 0.273, SLG: 0.111 63 Nick Trzesniak, R (7, 2) OBP: 0.667, SLG: 0.500 73 James Skelton, L (8, PR) OBP: 0.500, SLG: 0.500 75 Dusty Ryan, R (9, 2)	FC5-4 1-2f			G5-3		K		46 L4-3-4 78 1B 1-2 BB		3 0 0 0 0 1 3 0 0 0 0 1 0 0 0 0 0 0 0 0 0 0 0 0 0 0 0 0						
39 Ramon Santiago, S (1, 6) OBP: 0.769, SLG: 0.909 78 Danny Worth, R (7, 6) OBP: 0.333, SLG: 0.333			28 FC4-6 1B	1B		28 FC6-4 1-2 1B		1-2 2-H 3-H 1B		3 0 3 0 0 0 0 1 0 1 2 0 0 0						
Inning Stats	R: 0 E: 0 K: 0 S: 3 H: 0 LOB: 0 BB: 0 P: 3	R: 0 E: 0 K: 1 S: 7 H: 2 LOB: 2 BB: 0 P: 7	R: 2 E: 0 K: 1 S: 7 H: 2 LOB: 3 BB: 3 P: 19	R: 0 E: 0 K: 1 S: 6 H: 1 LOB: 1 BB: 0 P: 6	R: 0 E: 0 K: 1 S: 5 H: 0 LOB: 0 BB: 0 P: 5	R: 0 E: 0 K: 1 S: 7 H: 2 LOB: 2 BB: 0 P: 7	R: 0 E: 0 K: 1 S: 5 H: 0 LOB: 0 BB: 0 P: 5	R: 2 E: 0 K: 0 S: 5 H: 3 LOB: 2 BB: 1 P: 9		1B: 8 2B: 2 3B: 1 HR: 0 SF: 0 SAC: 0 DP: 1 HBP: 0						

	AB	33
	R	4
	H	10
	RBI	4
	BB	4
	SO	6
	LOB	16

PITCHER		IP	WLS	BF	H	R	ER	SO	BB	IBB	HBP	BLK	WP	HR	S	P	ERA	WHIP
47 Tom Glavine, L ERA: 5.79	(1, 1)	2.2		15	4	2	2	2	3	0	0	0	0	0	16	28	6.75	2.625
50 Ryan Drese, R ERA: 2.7	(3, 1)	1.1	W	5	1	0	0	1	0	0	0	0	0	0	7	7	0.00	0.750
48 Chris Resop, R ERA: 3.6	(5, 1)	1.0	H	3	0	0	0	1	0	0	0	0	0	0	5	5	0.00	0.000
64 Zach Schreiber, R ERA: 2.25	(6, 1)	2.0	H	8	2	0	0	2	0	0	0	0	0	0	12	12	0.00	1.000
75 Damian Moss, L ERA: 6.0	(8, 1)	1.0	S	6	3	2	2	0	1	0	0	0	0	0	5	9	18.00	4.000

PITCHER		IP	WLS	BF	H	R	ER	SO	BB	IBB	HBP	BLK	WP	HR	S	P	ERA	WHIP

WP: 0 PB: 0 SB: 0 CS: 0 PA: 37

Detroit Tigers @ Atlanta Braves

Champion Stadium, Lake Buena Vista, FL

Fri Mar 07 2008, 1:05 PM EST

Att. 9,276 - Cloudy - 79 F

TOP

livebaseballscorecards.com

Batter	1	2	3	4	5	6	7	8	9	AB	R	H	RBI	BB	SO	LOB
Ivan Rodriguez, R (1, 2) OBP: 0.263, SLG: 0.684	0-0 9 E 30 G6-4-3 2B		0-0 E 9 1B 2B	2-1 1-H HR		0-0 G4-3		0-3 K		3	3	3	2	0	0	0
77 Joe Bowen, L (5, 2)										2	0	0	0	0	1	1
Edgar Renteria, R (1, 6) OBP: 0.200, SLG: 0.263	4-0 30 G6-4-3 9 E BB		0-0 E6 9 1B 30 1B 2-3	0-0 F7			0-0 F8	0-0 L4		2	1	0	0	1	0	1
78 Danny Worth, R (6, 6) OBP: 0.250, SLG: 0.250										2	0	0	0	0	0	1
9 Carlos Guillen, S (1, 3) OBP: 0.304, SLG: 0.545	0-0 E5 30 G6-4-3 1-2 2-3		0-0 30 1B 71 FC5-4 1-2 3-H 1B	0-0 30 FC6-4 1B			0-0 G4-3		0-0 15 BB 1B	4	1	2	1	0	0	2
26 Mike Hessman, R (7, 3) OBP: 0.400, SLG: 0.500										1	0	1	0	0	0	0
30 Magglio Ordonez, R (1, 10) OBP: 0.429, SLG: 0.632	0-0 G6-4-3 1-2f 2-3 3-H		0-0 71 FC5-4 1-3 2-H 1B	0-0 FC6-4 1-2f			0-0 G6-3		0-0 F9	4	0	1	1	0	0	3
27 Brent Clevlen, R (9, PH) OBP: 0.500, SLG: 0.563										1	0	0	0	0	0	1
(9, 10)																
15 Brandon Inge, R (1, 5) OBP: 0.500, SLG: 0.588	0-3 K		0-3 K		0-0 F8			1-1 HR	4-0 1-2 BB	4	1	1	1	1	2	3
71 Wilkin Ramirez, R (1, 7) OBP: 0.438, SLG: 0.875		0-0 G5-3	0-0 FC5-4 25 S 1-2f 3-H		0-0 F8			0-3 K	0-0 F7	2	0	0	1	0	0	1
76 Clete Thomas, L (3, 7) OBP: 0.235, SLG: 0.313										3	0	0	0	0	1	2
25 Ryan Raburn, R (1, 9) OBP: 0.370, SLG: 0.391		0-0 72 S 1B	1-0 F7 1-2		0-0 G6-3			0-0 46 2B 3B	0-3 K	5	1	2	0	0	1	3
72 Scott Sizemore, R (1, 4) OBP: 0.438, SLG: 0.385	0-3 K 1-2		0-3 K	0-0 P3				4-0 46 2B BB		3	1	0	0	1	2	1
46 Freddy Guzman, S (1, 8) OBP: 0.450, SLG: 0.474	0-0 G3		0-0 HR 1B	0-0 G4-3				0-0 1-H 3-H 2B		4	1	2	2	0	0	1
Inning Stats	R: 1 H: 1 E: 1 LOB: 1 K: 1 BB: 1 S: 6 P: 10	R: 0 H: 1 E: 0 LOB: 1 K: 1 BB: 0 S: 6 P: 6	R: 3 H: 3 E: 1 LOB: 1 K: 1 BB: 0 S: 9 P: 10	R: 2 H: 3 E: 0 LOB: 1 K: 1 BB: 0 S: 9 P: 11	R: 0 H: 0 E: 0 LOB: 0 K: 0 BB: 0 S: 3 P: 3	R: 0 H: 0 E: 0 LOB: 0 K: 0 BB: 0 S: 3 P: 3	R: 0 H: 0 E: 0 LOB: 0 K: 0 BB: 0 S: 3 P: 3	R: 3 H: 3 E: 0 LOB: 1 K: 2 BB: 1 S: 11 P: 16	R: 0 H: 1 E: 0 LOB: 2 K: 1 BB: 1 S: 6 P: 10	1B: 6 SF: 0 2B: 3 SAC: 0 3B: 1 DP: 1 HR: 2 HBP: 0						

	AB	40
	R	9
	H	12
	RBI	8
	BB	3
	SO	7
	LOB	20

WP: 0 PA: 43
PB: 0
SB: 2
CS: 0

PITCHER		IP	WLS	BF	H	R	ER	SO	BB	IBB	HBP	BLK	WP	HR	S	P	ERA	WHIP
32 Mike Hampton, L ERA:	(1, 1)	1.1		7	2	1	0	1	1	0	0	0	0	0	8	12	0.00	2.250
46 Manny Acosta, R ERA: 4.91	(2, 1)	1.2		9	3	3	1	2	0	0	0	0	0	0	13	14	5.40	1.800
Will Ohman, L ERA: 4.5	(4, 1)	1.0	L	6	3	2	2	1	0	0	0	0	0	1	9	11	18.00	3.000
Tyler Yates, R ERA:	(5, 1)	1.0		3	0	0	0	0	0	0	0	0	0	0	3	3	0.00	0.000
66 Matt DeSalvo, R ERA: 6.75	(6, 1)	2.0		6	0	0	0	0	0	0	0	0	0	0	6	6	0.00	0.000
57 Jorge Campillo, R ERA: 9.0	(8, 1)	1.0		7	3	3	3	2	1	0	0	0	0	1	11	16	27.00	4.000
94 Michael Nix, R ERA: 4.5	(9, 1)	1.0		5	1	0	0	1	1	0	0	0	0	0	6	10	0.00	2.000

BOTTOM

Detroit Tigers @ Atlanta Braves

Champion Stadium, Lake Buena Vista, FL

Fri Mar 07 2008, 1:05 PM EST

Att. 9,276 - Cloudy - 79 F

Batter	1	2	3	4	5	6	7	8	9	AB	R	H	RBI	BB	SO	LOB
11 Mark Kotsay, L (1, 8) OBP: 0.375, SLG: 0.357	BBBB 4-0 10 1B E BB		x 0-0 19 1B 10 1B 1B		x 0-0 ① F8		BBBB 4-0 68 WP BB		B x 1-0 68 1B 70 G3-6 1-3 1B	2	2	1	0	1	0	0
1 Grégor Blanco, L (6, 8) OBP: 0.444, SLG: 0.571										1	1	1	0	1	0	0
19 Yunel Escobar, R (1, 6) OBP: 0.526, SLG: 0.632	x 0-0 ① F8		x 0-0 10 1B 10 1B 1-2 1B		x 0-0 10 WP 1B		BBBB 4-0 70 FC6-4 1-2 BB		x 0-0 70 G3-6 1-3 3-H 1B	3	1	2	0	0	0	1
68 Brent Lillibridge, R (6, 6) OBP: 0.318, SLG: 0.263										1	0	1	1	1	0	0
10 Chipper Jones, S (1, 5) OBP: 0.625, SLG: 0.571	x 0-0 FC5-4 1-2 1B		x 0-0 G3-1 7 1B 1-H 2-H 1B		BBB 4-0 G6-4-3 1-2 BB		x 0-0 ③ FC6-4 1-2f		x 0-0 ①② G3-6 1-2f 3-H	2	1	2	2	1	0	0
70 Diory Hernandez, R (5, PR) OBP: 0.333, SLG: 0.300										2	0	0	0	0	0	3
Mark Teixeira, S (1, 3) OBP: 0.267, SLG: 0.467	x 0-0 ② FC5-4 1-2f 2-H		x 0-0 ② G3-1 2-3		x 0-0 ②③ G6-4-3 1-2f			x 0-0 28 1B 22 G4-3 1B	S S C 0-3 ③ K	3	0	0	0	0	0	4
71 Tyler Flowers, R (6, 3) OBP: 0.364, SLG: 0.636										2	0	1	0	0	1	0
7 Jeff Francoeur, R (1, 9) OBP: 0.333, SLG: 0.667	S S S 0-3 ③ K		x 0-0 23 1B 3-H 1B			S S C 0-3 ① K		x 0-0 ① G4-3 1-2		3	0	1	1	0	2	1
22 Josh Anderson, L (7, 9) OBP: 0.389, SLG: 0.444										1	0	0	0	0	0	1
23 Matt Diaz, R (1, 7) OBP: 0.316, SLG: 0.333		x 0-0 ① G6-3	x 0-0 ③ 1-3 1B			x 0-0 ② G5-3		x 0-0 2-3 1B		3	0	1	0	0	0	0
28 Brandon Jones, L (7, 7) OBP: 0.381, SLG: 0.188										1	0	1	0	0	0	0
16 Brian McCann, L (1, 2) OBP: 0.077, SLG: 0.077		x 0-0 ② G3		S S S 0-3 ① K2-3		x 0-0 ③ F8		x 0-0 ② P2		2	0	0	0	0	1	0
18 Clint Sammons, R (5, 2)										2	0	0	0	0	0	2
14 Martín Prado, R (1, 4) OBP: 0.290, SLG: 0.345		x 0-0 ③ F8		x 0-0 ② F8			x 0-0 ① P4	x 0-0 ③ G4-3		3	0	0	0	0	0	0
67 Javier Guzman, S (8, 4) OBP: 0.200, SLG: 0.111										1	0	0	0	0	0	2
8 Javy Lopez, R (1, 10) OBP: 0.308, SLG: 0.500			x 0-0 ① G5-3	x 0-0 ③ G6-3			S S S 0-3 ② K		x 0-0 1 1B 1 WP 68 1B 1B	4	1	1	0	0	1	0

	AB	36
	R	6
	H	12
	RBI	4
	BB	4
	SO	5
	LOB	14

livebaseballscorecards.com

Inning Stats	1	2	3	4	5	6	7	8	9
	R: 1 H: 1 E: 1 LOB: 1 K: 1 BB: 1 S: 6 P: 10	R: 0 H: 0 E: 0 LOB: 0 K: 0 BB: 0 S: 3 P: 3	R: 3 H: 5 E: 0 LOB: 2 K: 0 BB: 0 S: 7 P: 7	R: 0 H: 0 E: 0 LOB: 0 K: 1 BB: 0 S: 5 P: 5	R: 0 H: 1 E: 0 LOB: 2 K: 0 BB: 1 S: 3 P: 7	R: 0 H: 0 E: 0 LOB: 0 K: 1 BB: 0 S: 5 P: 5	R: 0 H: 0 E: 0 LOB: 2 K: 1 BB: 2 S: 5 P: 13	R: 0 H: 2 E: 0 LOB: 2 K: 0 BB: 0 S: 5 P: 5	R: 2 H: 3 E: 0 LOB: 0 K: 1 BB: 0 S: 7 P: 8

	1B: 12	SF: 0	WP: 3	PA: 40
	2B: 0	SAC: 0	PB: 0	
	3B: 0	DP: 2	SB: 0	
	HR: 0	HBP: 0	CS: 0	

PITCHER		IP	WLS	BF	H	R	ER	SO	BB	IBB	HBP	BLK	WP	HR	S	P	ERA	WHIP
Kenny Rogers, L ERA: 4.15	(1, 1)	2.1		11	3	3	2	1	1	0	0	0	0	0	12	16	7.71	1.714
32 Virgil Vasquez, R ERA: 6.75	(3, 1)	2.2	W	11	4	1	1	1	1	0	0	0	1	0	12	16	3.38	1.875
Tim Byrdak, L ERA: 4.5	(6, 1)	1.0	H	3	0	0	0	1	0	0	0	0	0	0	5	5	0.00	0.000
53 Jordan Tata, R ERA: 27.0	(7, 1)	0.2	H	4	0	0	0	1	2	0	0	0	1	0	4	12	0.00	3.000
62 Francis Beltran, R ERA:	(7, 1)	1.1	H	6	2	0	0	0	0	0	0	0	0	0	6	6	0.00	1.500

PITCHER		IP	WLS	BF	H	R	ER	SO	BB	IBB	HBP	BLK	WP	HR	S	P	ERA	WHIP
31 Zach Miner, R ERA: 3.0	(9, 1)	1.0		5	3	2	2	1	0	0	0	0	1	0	7	8	18.00	3.000

Atlanta Braves @ Cincinnati Reds

Ed Smith Stadium, Sarasota, FL

Sat Mar 08 2008, 1:05 PM EST

Att. 5,602 - Partly Cloudy - 65 F

TOP

livebaseballscorecards.com

Batter	1	2	3	4	5	6	7	8	9	AB	R	H	RBI	BB	SO	LOB
68 Brent Lillibridge, R (1, 6) OBP: 0.308, SLG: 0.304 67 Javier Guzman, S (7, 6) OBP: 0.182, SLG: 0.100	L4		73 SF8, 1-3, 2-H, 2B	K			F8		L5	4 1	0 0	1 0	1 0	0 0	1 0	1 1
73 Jordan Schafer, L (1, 8) OBP: 0.350, SLG: 0.400	P5		SF8, 2-3, 3-H	K			93 2B, 2-H, 2B		BB	3	1	1	2	1	1	0
7 Jeff Francoeur, R (1, 9) OBP: 0.286, SLG: 0.571 93 Jon Mark Owings, R (5, 9) OBP: 0.500, SLG: 1.000	G6-3		K	G4-3			62 FC1-5, 2-H, 2B		K	3 2	0 0	0 1	0 1	0 0	1 1	1 2
16 Brian McCann, L (1, 2) OBP: 0.133, SLG: 0.133 62 J.C. Boscan, R (4, 2)		23 FC5-4, 1B		K	G4-3		FC1-5, 2-3		F8	2 3	0 0	1 0	0 0	0 0	1 0	0 3
23 Matt Diaz, R (1, 7) OBP: 0.364, SLG: 0.381 89 Carl Loadenthal, L (6, 7)		FC5-4, 20 G3-6-1, 1-2f	20 2B, 14 1B, 1B			1B	K			3 1	1 0	2 0	0 0	0 0	0 1	1 1
20 Scott Thorman, L (1, 3) OBP: 0.300, SLG: 0.188 77 Barbaro Canizares, R (6, 3)		G3-6-1, 1-2f	14 1B, 1-3, 2B			K		G5-3		3 1	1 0	1 0	0 0	0 0	1 0	2 0
14 Martín Prado, R (1, 4) OBP: 0.324, SLG: 0.355 78 Wes Timmons, R (6, 4) OBP: 0.333, SLG: 0.667			70 BB, 68 2B, BB	70 HR, 2-H, 3-H, 1B		F9		F7		2 1	2 0	1 0	2 0	1 0	0 0	1 0
70 Diory Hernandez, R (1, 5) OBP: 0.375, SLG: 0.538			68 2B, 73 SF8, 1-2, BB	2-1, 1-H, HR		F9		G6-3		3	2	1	2	1	0	1
18 Clint Sammons, R (1, 10) OBP: 0.222, SLG: 0.444			P3	G5-3			73 2B, 2B		2B	4	1	2	0	0	0	2

AB	36
R	8
H	11
RBI	8
BB	3
SO	7
LOB	16

Inning Stats	1	2	3	4	5	6	7	8	9	1B: 4 SF: 1	WP: 0 PA: 40
	R: 0 H: 0 E: 0 LOB: 0 K: 0 BB: 0 S: 3 P: 3	R: 0 H: 1 E: 0 LOB: 0 K: 0 BB: 0 S: 3 P: 3	R: 2 H: 1 E: 0 LOB: 1 K: 1 BB: 2 S: 6 P: 14	R: 4 H: 4 E: 0 LOB: 0 K: 2 BB: 0 S: 12 P: 14	R: 0 H: 0 E: 0 LOB: 0 K: 1 BB: 0 S: 5 P: 5	R: 0 H: 1 E: 0 LOB: 1 K: 1 BB: 0 S: 6 P: 6	R: 2 H: 3 E: 0 LOB: 1 K: 1 BB: 0 S: 8 P: 8	R: 0 H: 0 E: 0 LOB: 0 K: 0 BB: 0 S: 3 P: 3	R: 0 H: 1 E: 0 LOB: 2 K: 1 BB: 1 S: 6 P: 10	2B: 6 SAC: 0 3B: 0 DP: 1 HR: 1 HBP: 0	PB: 0 SB: 0 CS: 0

PITCHER	IP	WLS	BF	H	R	ER	SO	BB	IBB	HBP	BLK	WP	HR	S	P	ERA	WHIP
Jeremy Affeldt, L (1, 1) ERA: 8.64	3.1		17	6	6	6	2	2	0	0	0	0	1	20	30	16.20	2.400
84 Mike Lincoln, R (4, 1) ERA: 9.82	1.2	W	5	0	0	0	2	0	0	0	0	0	0	9	9	0.00	0.000
78 Justin Lehr, R (6, 1) ERA:	1.0	H	4	1	0	0	1	0	0	0	0	0	0	6	6	0.00	1.000
40 Jon Coutlangus, L (7, 1) ERA: 10.13	1.0		6	3	2	2	1	0	0	0	0	0	0	8	8	18.00	3.000
38 Gary Majewski, R (8, 1) ERA: 23.14	1.0		3	0	0	0	0	0	0	0	0	0	0	3	3	0.00	0.000
64 Tom Shearn, R (9, 1) ERA: 3.0	1.0		5	1	0	0	1	1	0	0	0	0	0	6	10	0.00	2.000

BOTTOM

Atlanta Braves @ Cincinnati Reds

Ed Smith Stadium, Sarasota, FL

Sat Mar 08 2008, 1:05 PM EST

Att. 5,602 - Partly Cloudy - 65 F

livebaseballscorecards.com

Batter	1	2	3	4	5	6	7	8	9	AB	R	H	RBI	BB	SO	LOB
30 Norris Hopper, R (1, 8) OBP: 0.238, SLG: 0.211 92 Armando Rios, L (6, 8) OBP: 0.500, SLG: 1.000	S S C 0-3 ① K	X 0-0 ② G3-1		X 0-0 E1 G4-3 WP 1-2 2-3 3-H	X 0-0 ③ G6-3		X 0-0 66 F7-4 2B			4 0 0 0 0 1 4 1 0 1 0 0 0 0						
27 Jeff Keppinger, R (1, 6) OBP: 0.417, SLG: 0.381 66 Paul Janish, R (6, 6) OBP: 0.286, SLG: 0.357	X 0-0 2B 4 2B 1B	X 0-0 ③ F9		X 0-0 ① SF8 2-3 3-H		X 0-0 46 1B 4 SF9 1B	X 0-0 ① ② F7-4 2-2			2 1 1 1 0 0 0 2 1 1 0 0 0 1						
Ken Griffey Jr., L (1, 9) OBP: 0.471, SLG: 0.667 46 Andy Phillips, R (6, 9) OBP: 0.300, SLG: 0.421	X 0-0 4 2B 1-3 2B		X 0-0 ① P1	B X 1-0 ② G4-3 1-3 3-H		X 0-0 54 G3-1 83 1B 19 E 1-3 1B	S S S 0-3 ③ K			3 1 1 1 0 0 1 2 1 1 0 0 1 0						
4 Brandon Phillips, R (1, 4) OBP: 0.318, SLG: 0.684 60 Andy Green, R (7, 4) OBP: 0.381, SLG: 0.625	X 0-0 F8 28 1B 2-H 3-H 2B		B S B X 2-1 HR	X 0-0 ③ G6-3		X 0-0 ① SF9 3-H		X 0-0 ① G6-3		3 2 2 4 0 0 1 1 0 0 0 0 0 0						
Adam Dunn, L (1, 7) OBP: 0.529, SLG: 0.615 93 Drew Anderson, S (5, PR) OBP: 0.250, SLG: 0.250 (6, 7)	X 0-0 ② F8 2-3		B S S S 1-3 ② K		H 1-0 HBP	X 0-0 54 G3-1 19 E 1-2 1B		S S S 0-3 ② K		2 0 0 0 0 1 1 0 0 0 0 0 0 0						
28 Edwin Encarnación, R (1, 5) OBP: 0.333, SLG: 0.429 54 Jolbert Cabrera, R (6, 5) OBP: 0.474, SLG: 0.611	X 0-0 1B 3-H 1B		S S S 0-3 ③ K		X 0-0 ① P4	X 0-0 ② G3-1 1-2 2-3		X 0-0 ③ F8		3 0 1 1 0 1 1 2 0 0 0 0 0 2						
Scott Hatteberg, L (1, 3) OBP: 0.522, SLG: 0.474 19 Joey Votto, L (6, 3) OBP: 0.300, SLG: 0.235	X 0-0 1-2 1B			X 0-0 32 WP 30 E 2B	B X 1-0 2B 32 G4-3 1-3 1B	X 0-0 E3 9 3B 2-H 3-H				3 2 3 0 0 0 0 1 1 0 0 0 0 0						
Javier Valentin, S (1, 2) OBP: 0.313, SLG: 0.308 9 Paul Bako, L (6, 2) OBP: 0.500, SLG: 0.545 81 Chris Kroski, L (9, 2)	X 0-0 ③ F8			B B B 4-0 30 E 32 WP 27 SF8 BB	X 0-0 32 G4-3 1-3 3-H 2B	X 0-0 1-H 3B				2 1 1 1 1 0 2 1 0 1 1 0 0 0 0 0 0 0 0 0 0						
32 Jay Bruce, L (1, 10) OBP: 0.438, SLG: 0.467		X 0-0 ① G3-1		B B B 4-0 27 SF8 30 E G4-3 1-2 2-3 BB	X 0-0 ② G4-3 2-3 3-H	X 0-0 ③ G3-1				3 1 0 1 1 0 3						
Inning Stats	R: 3 E: 0 K: 1 S: 10 H: 5 LOB: 2 BB: 0 P: 10	R: 0 E: 0 K: 0 S: 3 H: 0 LOB: 0 BB: 0 P: 3	R: 1 E: 0 K: 2 S: 9 H: 1 LOB: 0 BB: 0 P: 12	R: 3 E: 1 K: 0 S: 5 H: 1 LOB: 1 BB: 2 P: 14	R: 2 E: 0 K: 0 S: 5 H: 2 LOB: 2 BB: 0 P: 7	R: 4 E: 1 K: 0 S: 8 H: 4 LOB: 1 BB: 0 P: 8	R: 0 E: 0 K: 1 S: 5 H: 1 LOB: 0 BB: 0 P: 5	R: 0 E: 0 K: 1 S: 5 H: 0 LOB: 0 BB: 0 P: 5		1B: 7 2B: 6 3B: 1 HR: 1 SF: 2 SAC: 0 DP: 1 HBP: 1						

	AB	35
	R	11
	H	13
	RBI	10
	BB	2
	SO	4
	LOB	16

WP: 3 PB: 0 SB: 0 CS: 0 PA: 42

PITCHER		IP	WLS	BF	H	R	ER	SO	BB	IBB	HBP	BLK	WP	HR	S	P	ERA	WHIP
38 Buddy Carlyle, R ERA: 5.14	(1, 1)	3.0		15	6	4	4	3	0	0	0	0	0	1	22	25	12.00	2.000
30 Jeff Bennett, R ERA: 9.0	(4, 1)	2.0	L	13	3	5	3	0	2	0	1	0	3	0	10	21	13.50	2.500
63 Charlie Morton, R ERA: 3.0	(6, 1)	1.0		8	4	4	1	0	0	0	0	0	0	0	8	8	9.00	4.000
61 Phil Stockman, R ERA:	(7, 1)	1.0		3	1	0	0	1	0	0	0	0	0	0	5	5	0.00	1.000
98 Vladimir Nunez, R ERA:	(8, 1)	1.0		3	0	0	0	1	0	0	0	0	0	0	5	5	0.00	0.000

PITCHER	IP	WLS	BF	H	R	ER	SO	BB	IBB	HBP	BLK	WP	HR	S	P	ERA	WHIP

Batter	1	2	3	4	5	6	7	8	9	AB	R	H	RBI	BB	SO	LOB
21 Michael Bourn, L (1, 8) OBP: 0.452, SLG: 0.400	BBBB 4-0 22 G4-3 22 S BB	BSSS 1-3 ② K 1-2 2-3 3-H			BBBB 4-0 22 S 9 3B BB	BBBB 4-0 22 G6-4-3 1-2 BB		BBBB 4-0 9 FC6-4 BB		1	1	0	0	2	1	2
20 Nick Gorneault, R (5, 7) OBP: 0.667, SLG: 0.700										0	0	0	0	2	0	0
22 José Cruz Jr., S (1, 10) OBP: 0.387, SLG: 0.414	BX 1-0 ① G4-3 1-3	CSSS 0-3 ③ K			BX 1-0 9 3B 1-2 1B	X 0-0 ①② G6-4-3 1-2f 2-3		X 0-0 ② F7		5	1	1	0	0	1	6
9 Hunter Pence, R (1, 9) OBP: 0.406, SLG: 0.536	BBBB 4-0 BB		X 0-0 ① G3		X 0-0 21 FC5-2-5 1-H 2-H 3B	X 0-0 3-H 1B		X 0-0 ③ FC6-4 1-2f		4	0	2	3	1	0	1
84 Jordan Parraz, R (8, 9)										0	0	0	0	0	0	0
10 Miguel Tejada, R (1, 6) OBP: 0.238, SLG: 0.300	CSC 0-3 ② K		X 0-0 2B		BBBB 4-0 36 E 21 FC5-2-5 BB	X 0-0 ③ L4			X 0-0 83 2B 2B	3	0	1	0	1	1	3
Edwin Maysonet, R (6, 6) OBP: 1.000, SLG: 2.000										1	1	1	0	0	0	0
21 Ty Wigginton, R (1, 5) OBP: 0.190, SLG: 0.429	X 0-0 ③ F9		X 0-0 ② F8		X 0-0 ① FC5-2-5 36 E 1-2 3-H		X 0-0 ① F9		X 0-0 30 2B 2-H 2B	4	0	0	0	0	0	5
83 Chris Johnson, R (7, 5) OBP: 1.000, SLG: 2.000										1	1	1	1	0	0	0
36 Lance Niekro, R (1, 3) OBP: 0.174, SLG: 0.150		BBBB 4-0 46 BB 30 S 21 BLK BB	X 0-0 ③ L9		X 0-0 FC6 1-2 2-3		BBBB 4-0 BB		X 0-0 ① F8	3	1	0	0	2	0	4
30 Yordany Ramirez, R (1, 7) OBP: 0.071, SLG: 0.143		CSS 0-3 ① K 1-2		X 0-0 ① P5	X 0-0 ② F6		X 0-0 ② P3		X 0-0 13 1B 2-H 2B	5	1	1	1	0	1	5
(5, 8)																
13 Tomas Perez, S (1, 4) OBP: 0.269, SLG: 0.333		BBBB 4-0 21 BLK 46 BB BB		CSS 0-3 ② K	X 0-0 ③ G5-3		X 0-0 ③ G4-3		X 0-0 71 G6-4-3 2-H 1B	4	0	1	1	1	1	4
46 J.R. Towles, R (1, 2) OBP: 0.500, SLG: 0.800		BBBB 4-0 21 BLK 1-2 2-3 BB		X 0-0 ③ G6-3		X 0-0 22 G6-4-3 20 BB 9 1B		CSS 0-3 ① K	X 0-0 ②③ G6-4-3 1-2f	2	0	0	0	1	0	0
71 Josh Johnson, R (6, PR) (6, 2)										2	1	0	0	0	1	1
Inning Stats	R: 0 E: 0 K: 1 S: 5 H: 0 LOB: 2 BB: 2 P: 14	R: 1 E: 0 K: 3 S: 9 H: 0 LOB: 2 BB: 3 P: 22	R: 0 E: 0 K: 0 S: 4 H: 1 LOB: 1 BB: 0 P: 4	R: 0 E: 0 K: 1 S: 5 H: 0 LOB: 0 BB: 0 P: 5	R: 2 E: 1 K: 0 S: 6 H: 2 LOB: 3 BB: 2 P: 15	R: 1 E: 1 K: 0 S: 4 H: 1 LOB: 1 BB: 1 P: 8	R: 0 E: 0 K: 0 S: 3 H: 0 LOB: 1 BB: 1 P: 7	R: 0 E: 0 K: 1 S: 5 H: 0 LOB: 1 BB: 1 P: 9	R: 3 E: 0 K: 0 S: 6 H: 4 LOB: 0 BB: 0 P: 6	1B: 3 2B: 4 3B: 1 HR: 0 SF: 0 SAC: 0 DP: 2 HBP: 0							

TOP

Houston Astros @ Atlanta Braves

Champion Stadium, Lake Buena Vista, FL

Sat Mar 08 2008, 1:05 PM EST

Att. 7,718 - Sunny - 68 F

livebaseballscorecards.com

AB	35
R	7
H	8
RBI	6
BB	10
SO	6
LOB	31

WP: 0 PB: 0 SB: 3 CS: 0 PA: 45

PITCHER		IP	WLS	BF	H	R	ER	SO	BB	IBB	HBP	BLK	WP	HR	S	P	ERA	WHIP
37 Jo-Jo Reyes, L ERA: 4.5	(1, 1)	2.0		11	0	1	1	4	5	0	0	1	0	0	14	36	4.50	2.500
56 Blaine Boyer, R ERA:	(3, 1)	2.0		7	1	0	0	1	0	0	0	0	0	0	9	9	0.00	0.500
34 Royce Ring, L ERA: 6.0	(5, 1)	1.0	L	8	2	2	2	0	2	0	0	0	0	0	6	15	18.00	4.000
40 Jeff Ridgway, L ERA:	(6, 1)	1.0		5	1	1	0	0	1	0	0	0	0	0	4	8	0.00	2.000
72 Francisley Bueno, L ERA: 2.25	(7, 1)	2.0		8	0	0	0	1	2	0	0	0	0	0	8	16	0.00	1.000

PITCHER		IP	WLS	BF	H	R	ER	SO	BB	IBB	HBP	BLK	WP	HR	S	P	ERA	WHIP
65 Jairo Cuevas, R ERA: 13.5	(9, 1)	1.0		6	4	3	3	0	0	0	0	0	0	0	6	6	27.00	4.000

BOTTOM

Batter	1	2	3	4	5	6	7	8	9	AB	R	H	RBI	BB	SO	LOB
2 Kelly Johnson, L (1, 4) OBP: 0.333, SLG: 0.313	G4-3		BB: E, 19 1B		F7		BB: 1 BB, 1-2		HR: 1-H	2	0	0	0	1	0	0
Brandon Hicks, R (6, 6) OBP: 1.000, SLG: 4.000										1	1	1	2	1	0	0
19 Yunel Escobar, R (1, 6) OBP: 0.545, SLG: 0.682	2B: 10 1B		1B: E, 1-2		G4-3		K		K	3	1	2	0	0	0	0
40 Jeff Ridgway, R (6, 1)										0	0	0	0	0	0	0
71 Tyler Flowers, R (7, 3) OBP: 0.308, SLG: 0.538										2	0	0	0	0	2	2
10 Chipper Jones, S (1, 5) OBP: 0.636, SLG: 0.700	1B: 2-H		K			2B: G4-3, 11 1B	L4		1B: 1 G3	3	0	2	1	0	1	2
Van Pope, R (6, PR) OBP: 0.500, SLG: 0.500										2	1	1	0	0	0	2
(7, 5)																
Mark Teixeira, S (1, 3) OBP: 0.278, SLG: 0.412	BB		FC5: 1-2, 2-3		G4-3: 2-3		BB: 1-2, 2-3		G3: 1-2	2	0	0	0	1	0	3
1 Grégor Blanco, L (7, 8) OBP: 0.455, SLG: 0.500										1	0	0	0	1	0	1
8 Javy Lopez, R (1, 2) OBP: 0.250, SLG: 0.385	G5-3		K			P6	K		K	3	0	0	0	0	1	6
27 Corky Miller, R (7, 2)										2	0	0	0	0	2	4
11 Mark Kotsay, L (1, 8) OBP: 0.368, SLG: 0.353		L8		G3		1B: 26 1B, 3-H		G3		3	0	1	1	0	0	0
22 Josh Anderson, L (7, 9) OBP: 0.368, SLG: 0.421										1	0	0	0	0	0	0
26 Joe Borchard, S (1, 9) OBP: 0.467, SLG: 0.786		K		G4-3		1B: 1-2		F7		3	0	1	0	0	1	0
72 Francisley Bueno, L (7, 1)										0	0	0	0	0	0	0
5 Brayan Peña, S (8, PH) OBP: 0.273, SLG: 0.273										1	0	0	0	0	0	0
65 Jairo Cuevas, R (9, 1)										0	0	0	0	0	0	0
28 Brandon Jones, L (1, 7) OBP: 0.320, SLG: 0.150		K		G4-3		K		F8		4	0	0	0	0	2	2
37 Jo-Jo Reyes, L (1, 1)			K		G4-3		BB: 1 BB, BB		HR	0	0	0	0	0	0	0
56 Blaine Boyer, R (3, 1)										1	0	0	0	0	1	0
34 Royce Ring, L (5, 1)										0	0	0	0	0	0	0
88 J.C. Holt, L (5, PH) OBP: 0.667, SLG: 0.500										2	1	1	0	1	0	0
(6, 4)																
Inning Stats	R: 1 E: 0 K: 0 S: 4 H: 2 LOB: 1 BB: 1 P: 8	R: 0 E: 0 K: 2 S: 7 H: 0 LOB: 0 BB: 0 P: 7	R: 0 E: 1 K: 3 S: 11 H: 1 LOB: 3 BB: 1 P: 15	R: 0 E: 0 K: 0 S: 3 H: 0 LOB: 0 BB: 0 P: 3	R: 0 E: 0 K: 0 S: 3 H: 0 LOB: 0 BB: 0 P: 3	R: 1 E: 0 K: 1 S: 8 H: 3 LOB: 2 BB: 0 P: 8	R: 0 E: 0 K: 2 S: 7 H: 0 LOB: 3 BB: 3 P: 19	R: 0 E: 0 K: 0 S: 3 H: 0 LOB: 0 BB: 0 P: 3	R: 2 E: 0 K: 2 S: 11 H: 3 LOB: 1 BB: 0 P: 13	1B: 6 2B: 2 3B: 0 HR: 1 SF: 0 SAC: 0 DP: 0 HBP: 0							

PITCHER	IP	WLS	BF	H	R	ER	SO	BB	IBB	HBP	BLK	WP	HR	S	P	ERA	WHIP
51 Wandy Rodriguez, L (1, 1) ERA: 5.4	4.0	W	17	3	1	1	5	2	0	0	0	0	0	25	33	2.25	1.250
53 Wesley Wright, L (5, 1) ERA: 2.25	1.0	H	3	0	0	0	0	0	0	0	0	0	0	3	3	0.00	0.000
58 Dave Borkowski, R (6, 1) ERA: 4.5	1.0	H	6	3	1	1	1	0	0	0	0	0	0	8	8	9.00	3.000
37 Brad James, R (7, 1) ERA:	1.0	H	6	0	0	0	2	3	0	0	0	0	0	7	19	0.00	3.000
38 Brian Moehler, R (8, 1) ERA: 4.76	2.0	S	9	3	2	2	2	0	0	0	0	0	1	14	16	9.00	1.500

PITCHER	IP	WLS	BF	H	R	ER	SO	BB	IBB	HBP	BLK	WP	HR	S	P	ERA	WHIP

Houston Astros @ Atlanta Braves

Champion Stadium, Lake Buena Vista, FL

Sat Mar 08 2008, 1:05 PM EST

Att. 7,718 - Sunny - 68 F

livebaseballscorecards.com

AB	36
R	4
H	9
RBI	4
BB	5
SO	10
LOB	22

WP: 0 PB: 0 SB: 0 CS: 0 PA: 41

St. Louis Cardinals @ Atlanta Braves

Champion Stadium, Lake Buena Vista, FL

Sun Mar 09 2008, 1:05 PM EDT

Att. 11,259 - Sunny - 60 F

TOP

livebaseballscorecards.com

Batter	1	2	3	4	5	6	7	8	9	AB	R	H	RBI	BB	SO	LOB
55 Skip Schumaker, L (1, 7) OBP: 0.440, SLG: 0.625	G5-3	G3-1 1-2 2-3			1B		WP 1-H 2-H 3B		G5-3	3	0	1	0	0	0	2
54 Brian Barton, R (5, 7) OBP: 0.417, SLG: 0.739										2	1	1	2	0	0	0
Aaron Miles, S (1, 4) OBP: 0.280, SLG: 0.261	G1-3	G4-3			F8		88 2B 3-H 1B		G4-3	5	0	1	0	0	0	3
5 Albert Pujols, R (1, 3) OBP: 0.577, SLG: 1.050	24 E 2B		G5-3		F8		1-3 2B		K	3	1	1	0	0	0	1
88 Joe Mather, R (5, 3) OBP: 0.500, SLG: 0.739										2	0	1	0	0	1	0
24 Rick Ankiel, L (1, 9) OBP: 0.429, SLG: 0.556	E6 8 E 2-H 1B		F8			84 S 1B	G3			3	1	2	0	0	0	0
53 Mark Johnson, L (6, 2)										1	0	0	0	0	0	2
8 Troy Glaus, R (1, 5) OBP: 0.480, SLG: 0.400	E5 2-H		F7			F7	K			3	0	0	0	0	0	1
62 Brian Barden, R (6, 5) OBP: 0.333, SLG: 0.200										1	0	0	0	0	1	2
84 Colby Rasmus, L (1, 8) OBP: 0.379, SLG: 0.565	F8			21 G5-4-3 BB		K 1-2	K			3	0	0	0	1	2	4
21 Jason LaRue, R (1, 2) OBP: 0.333, SLG: 0.267		K		G5-4-3 1-2f		K		K		3	0	0	0	0	2	2
72 Hugo Castellanos, R (6, 1)										0	0	0	0	0	0	0
28 D'Angelo Jimenez, S (8, PH) OBP: 0.250, SLG: 0.571										1	0	0	0	0	1	0
61 Ron Flores, L (8, 1)										0	0	0	0	0	0	0
74 Clayton Mortensen, R (1, 1)		55 G3-1 13 1B BB		L5			13 E 54 3B BB	G4-3		0	0	0	0	1	0	0
44 Jason Isringhausen, R (3, 1)										0	0	0	0	0	0	0
22 Juan Gonzalez, R (4, PH) OBP: 0.304, SLG: 0.455										1	0	0	0	0	0	0
31 Ryan Franklin, R (4, 1)										0	0	0	0	0	0	0
91 Amaury Cazana, R (6, 9) OBP: 0.313, SLG: 0.333										1	1	0	0	1	0	0
13 Brendan Ryan, R (1, 6) OBP: 0.348, SLG: 0.350		55 G3-1 1-2 1B			F8		FC5 54 3B 1-2	G4-3		4	1	1	0	0	0	1

	AB	36
	R	5
	H	8
	RBI	2
	BB	3
	SO	7
	LOB	18

Inning Stats	1	2	3	4	5	6	7	8	9
	R: 2 E: 2 K: 0 S: 6	H: 2 LOB: 1 BB: 0 P: 6	R: 0 E: 0 K: 1 S: 6	H: 1 LOB: 2 BB: 1 P: 10	R: 0 E: 0 K: 0 S: 3	H: 0 LOB: 0 BB: 0 P: 3	R: 0 E: 0 K: 0 S: 2	H: 0 LOB: 0 BB: 1 P: 6	R: 0 E: 0 K: 0 S: 4	H: 1 LOB: 1 BB: 0 P: 4	R: 0 E: 0 K: 2 S: 8	H: 1 LOB: 1 BB: 0 P: 8	R: 3 E: 1 K: 2 S: 11	H: 3 LOB: 2 BB: 1 P: 16	R: 0 E: 0 K: 1 S: 5	H: 0 LOB: 0 BB: 0 P: 5	R: 0 E: 0 K: 1 S: 5	H: 0 LOB: 0 BB: 0 P: 5

1B: 5	SF: 0	WP: 1	PA: 39
2B: 2	SAC: 0	PB: 0	
3B: 1	DP: 1	SB: 1	
HR: 0	HBP: 0	CS: 0	

PITCHER		IP	WLS	BF	H	R	ER	SO	BB	IBB	HBP	BLK	WP	HR	S	P	ERA	WHIP
15 Tim Hudson, R ERA: 2.0	(1, 1)	4.0	W	17	3	2	0	1	2	0	0	0	0	0	17	25	0.00	1.250
48 Chris Resop, R ERA: 2.57	(5, 1)	2.0		8	2	0	0	2	0	0	0	0	0	0	12	12	0.00	1.000
Tyler Yates, R ERA: 4.91	(7, 1)	0.2		7	3	3	2	1	1	0	0	0	1	0	8	13	27.00	6.000
99 Dan Smith, L ERA:	(7, 1)	0.1	H	1	0	0	0	1	0	0	0	0	0	0	3	3	0.00	0.000
58 Peter Moylan, R ERA:	(8, 1)	1.0		3	0	0	0	1	0	0	0	0	0	0	5	5	0.00	0.000

PITCHER		IP	WLS	BF	H	R	ER	SO	BB	IBB	HBP	BLK	WP	HR	S	P	ERA	WHIP
46 Manny Acosta, R ERA: 3.86	(9, 1)	1.0		3	0	0	0	1	0	0	0	0	0	0	5	5	0.00	0.000

Batter	1	2	3	4	5	6	7	8	9	AB	R	H	RBI	BB	SO	LOB
2 Kelly Johnson, L (1, 4) OBP: 0.286, SLG: 0.263	G4-3	P4		P3		26 G3 / 73 1B / 1B	K			3	0	0	0	0	0	0
14 Martín Prado, R (5, 4) OBP: 0.333, SLG: 0.364										2	0	1	0	0	1	1
19 Yunel Escobar, R (1, 6) OBP: 0.520, SLG: 0.640	10 BB / 23 1B / 1B	F8		G1-3		F7		26 BB / 28 WP / 22 2B / BB		3	1	1	0	0	0	0
67 Javier Guzman, S (5, 6) OBP: 0.231, SLG: 0.091										1	1	0	0	1	0	1
10 Chipper Jones, S (1, 5) OBP: 0.643, SLG: 0.636	20 WP / 23 1B / 20 SF9 / BB		23 1B / 20 HR / BB	G3		26 G3 / 1B		26 BB / 22 2B / BB		1	2	0	0	2	0	0
48 Chris Resop, R (5, 1)										0	0	0	0	0	0	0
73 Jordan Schafer, L (6, PH) OBP: 0.381, SLG: 0.438										1	0	1	0	0	0	0
Tyler Yates, R (7, 1)										0	0	0	0	0	0	0
99 Dan Smith, L (7, 1)										0	0	0	0	0	0	0
58 Peter Moylan, R (8, 1)										0	0	0	0	0	0	0
28 Brandon Jones, L (8, PH) OBP: 0.346, SLG: 0.150										0	1	0	0	1	0	0
46 Manny Acosta, R (9, 1)										0	0	0	0	0	0	0
23 Matt Diaz, R (1, 7) OBP: 0.440, SLG: 0.500	20 SF9 / 20 WP / 22 1B / 1B		20 HR / 1B		22 G6-4-3 / 1 2B / 2B	G3		22 2B / 5 SF8 / BB		3	3	3	1	0	0	0
26 Joe Borchard, S (6, 7) OBP: 0.471, SLG: 0.733										1	1	0	0	1	0	2
20 Scott Thorman, L (1, 3) OBP: 0.320, SLG: 0.368	SF9		HR		22 G6-4-3 / BB	G3		L3		3	1	1	4	1	0	5
22 Josh Anderson, L (1, 8) OBP: 0.375, SLG: 0.458	1 S / 1B		K		G6-4-3		G4-3	5 SF8 / 2B		5	0	2	3	0	1	2
1 Grégor Blanco, L (1, 9) OBP: 0.625, SLG: 0.700	BB		1B		27 1B / 2B		5 G3 / 5 S / 68 1B / HBP	BB		2	2	2	1	2	0	0
27 Corky Miller, R (1, 2) OBP: 0.091, SLG: 0.100	G6-3		F8			G3		SF8		3	0	1	1	0	0	3
5 Brayan Peña, S (6, 2) OBP: 0.231, SLG: 0.250					1B					1	0	0	1	0	0	1
15 Tim Hudson, R (1, 1)		G6-3	K		G1-3		K			2	0	0	0	0	1	1
68 Brent Lillibridge, R (5, 5) OBP: 0.310, SLG: 0.308										3	0	1	1	0	1	3
Inning Stats	R: 3 E: 0 K: 0 S: 6 / H: 3 LOB: 2 BB: 2 P: 15	R: 0 E: 0 K: 0 S: 3 / H: 0 LOB: 0 BB: 0 P: 3	R: 3 E: 0 K: 2 S: 10 / H: 3 LOB: 1 BB: 1 P: 15	R: 0 E: 0 K: 0 S: 3 / H: 0 LOB: 0 BB: 0 P: 3	R: 2 E: 0 K: 0 S: 5 / H: 3 LOB: 1 BB: 1 P: 9	R: 0 E: 0 K: 0 S: 5 / H: 2 LOB: 2 BB: 0 P: 5	R: 1 E: 0 K: 1 S: 6 / H: 1 LOB: 1 BB: 0 P: 8	R: 3 E: 0 K: 1 S: 6 / H: 1 LOB: 2 BB: 4 P: 22		1B: 9 2B: 3 3B: 0 HR: 1	SF: 2 SAC: 0 DP: 1 HBP: 1					

BOTTOM

St. Louis Cardinals @ Atlanta Braves

Champion Stadium, Lake Buena Vista, FL

Sun Mar 09 2008, 1:05 PM EDT

Att. 11,259 - Sunny - 60 F

livebaseballscorecards.com

AB	34
R	12
H	13
RBI	12
BB	8
SO	4
LOB	19

WP: 2 PB: 0 SB: 2 CS: 0 PA: 45

PITCHER		IP	WLS	BF	H	R	ER	SO	BB	IBB	HBP	BLK	WP	HR	S	P	ERA	WHIP
74 Clayton Mortensen, R ERA: 13.5	(1, 1)	2.0	L	11	3	3	3	0	2	0	0	0	1	0	9	18	13.50	2.500
44 Jason Isringhausen, R ERA: 13.5	(3, 1)	1.0		7	3	3	3	2	1	0	0	0	0	1	10	15	27.00	4.000
31 Ryan Franklin, R ERA: 4.5	(4, 1)	2.0		9	3	2	2	0	1	0	0	0	0	0	8	12	9.00	2.000
72 Hugo Castellanos, R ERA: 3.38	(6, 1)	2.0		10	3	1	1	1	0	0	1	0	0	0	11	13	4.50	1.500
61 Ron Flores, L ERA: 10.8	(8, 1)	1.0		8	1	3	3	1	4	0	0	0	1	0	6	22	27.00	5.000

PITCHER	IP	WLS	BF	H	R	ER	SO	BB	IBB	HBP	BLK	WP	HR	S	P	ERA	WHIP

St. Louis Cardinals @ Atlanta Braves

Champion Stadium, Lake Buena Vista, FL

Mon Mar 10 2008, 1:05 PM EDT

Att. 8,903 - Sunny - 67 F

TOP

livebaseballscorecards.com

Batter	1	2	3	4	5	6	7	8	9	AB	R	H	RBI	BB	SO	LOB
Adam Kennedy, L (1, 4) OBP: 0.292, SLG: 0.304	G4-3		54 PO 1B			G3-1		1-3		3	0	1	0	0	0	0
70 Jarrett Hoffpauir, R (6, 4) OBP: 0.333, SLG: 0.167								G4-3		1	0	0	0	0	0	1
54 Brian Barton, R (1, 7) OBP: 0.429, SLG: 0.692	BB		S 1 SAFE PO 1-2	S S S K		5 G5-4-3 1B		G4-3 3-H		3	0	1	1	1	1	0
5 Albert Pujols, R (1, 3) OBP: 0.500, SLG: 0.875	F9			G6-3		G5-4-3 1-2f		L3		4	0	0	0	0	0	2
28 D'Angelo Jimenez, S (8, 3) OBP: 0.250, SLG: 0.571										0	0	0	0	0	0	0
24 Rick Ankiel, L (1, 8) OBP: 0.400, SLG: 0.517	G3			F8			4 1B 1B		G1-3	2	0	0	0	0	0	1
47 Ryan Ludwick, R (6, 8) OBP: 0.370, SLG: 0.500										2	0	1	0	0	0	0
8 Troy Glaus, R (1, 5) OBP: 0.448, SLG: 0.375		F9			22 1B 1B		F7		F9	4	0	1	0	0	0	1
22 Juan Gonzalez, R (1, 9) OBP: 0.333, SLG: 0.462		4 G6-4-3 1B			1-2 1B		F8		G6-3	4	0	2	0	0	0	1
4 Yadier Molina, R (1, 2) OBP: 0.130, SLG: 0.130		G6-4-3 1-2f			F7		88 FC6-4 1-3 1B			3	0	1	0	0	0	3
13 Brendan Ryan, R (7, PR) OBP: 0.348, SLG: 0.350										0	0	0	0	0	0	0
21 Jason LaRue, R (7, 2) OBP: 0.333, SLG: 0.267										0	0	0	0	0	0	0
50 Adam Wainwright, R (1, 1)			G4-3		B2		FC6-4 1-2f			2	0	0	0	0	0	2
40 Cliff Politte, R (6, 1)										0	0	0	0	0	0	0
88 Joe Mather, R (7, PH) OBP: 0.483, SLG: 0.708										1	0	0	0	0	0	2
78 Chris Perez, R (7, 1)										0	0	0	0	0	0	0
64 Jason Motte, R (8, 1)										0	0	0	0	0	0	0
3 Cesar Izturis, S (1, 6) OBP: 0.167, SLG: 0.182			F9		F9			BB 70 G4-3 70 S 54 G4-3		2	1	0	0	1	0	2
Aaron Miles, S (8, 6) OBP: 0.280, SLG: 0.261										0	0	0	0	0	0	0
Inning Stats	R: 0 E: 0 K: 0 S: 3 H: 0 LOB: 1 BB: 1 P: 7	R: 0 E: 0 K: 0 S: 3 H: 1 LOB: 0 BB: 0 P: 3	R: 0 E: 0 K: 0 S: 4 H: 1 LOB: 0 BB: 0 P: 4	R: 0 E: 0 K: 1 S: 5 H: 0 LOB: 0 BB: 0 P: 5	R: 0 E: 0 K: 0 S: 5 H: 2 LOB: 2 BB: 0 P: 5	R: 0 E: 0 K: 0 S: 3 H: 1 LOB: 0 BB: 0 P: 3	R: 0 E: 0 K: 0 S: 5 H: 2 LOB: 2 BB: 0 P: 5	R: 1 E: 0 K: 0 S: 4 H: 0 LOB: 0 BB: 1 P: 8	R: 0 E: 0 K: 0 S: 3 H: 0 LOB: 0 BB: 0 P: 3	1B: 7 2B: 0 3B: 0 HR: 0	SF: 0 SAC: 0 DP: 2 HBP: 0						

	AB	31
	R	1
	H	7
	RBI	1
	BB	2
	SO	1
	LOB	15

WP: 0 PB: 0 SB: 1 CS: 0 PA: 34

PITCHER	IP	WLS	BF	H	R	ER	SO	BB	IBB	HBP	BLK	WP	HR	S	P	ERA	WHIP
49 Jair Jurrjens, R (1, 1) ERA: 1.0	4.0	W	13	2	0	0	1	1	0	0	0	0	0	15	19	0.00	0.750
50 Ryan Drese, R (5, 1) ERA: 1.69	2.0	H	8	3	0	0	0	0	0	0	0	0	0	8	8	0.00	1.500
34 Royce Ring, L (7, 1) ERA: 4.5	1.0	H	5	2	0	0	0	0	0	0	0	0	0	5	5	0.00	2.000
66 Matt DeSalvo, R (8, 1) ERA: 7.11	1.0	H	4	0	1	1	0	1	0	0	0	0	0	4	8	9.00	1.000
57 Jorge Campillo, R (9, 1) ERA: 6.75	1.0	S	3	0	0	0	0	0	0	0	0	0	0	3	3	0.00	0.000

PITCHER	IP	WLS	BF	H	R	ER	SO	BB	IBB	HBP	BLK	WP	HR	S	P	ERA	WHIP

St. Louis Cardinals @ Atlanta Braves

Champion Stadium, Lake Buena Vista, FL

Mon Mar 10 2008, 1:05 PM EDT

Att. 8,903 - Sunny - 67 F

livebaseballscorecards.com

BOTTOM

Batter	1	2	3	4	5	6	7	8	9	AB	R	H	RBI	BB	SO	LOB
73 Jordan Schafer, L (1, 7) OBP: 0.440, SLG: 0.500	E8 11 1B 2B	BBBB 4-0 11 FC5-4 1-2 BB			F7		BBBB 4-0 22 BB 1B 1-2 BB			2	1	1	0	2	0	0
11 Mark Kotsay, L (1, 8) OBP: 0.364, SLG: 0.350 Gorkys Hernández, R (6, 8) OBP: 1.000, SLG: 1.000	0-0 16 1B BB 1B 3-H	0-0 ③ FC5-4 1-2f			0-0 ③ F8		0-0 22 BB 1B 1-2			3 1	1 0	1 1	1 0	0 0	0 0	2 0
7 Jeff Francoeur, R (1, 9) OBP: 0.292, SLG: 0.522 22 Josh Anderson, L (7, 9) OBP: 0.400, SLG: 0.458	0-0 ① F7		0-0 ① P5			BBBB 4-0 G3-1 S BB	BBBB 4-0 1-2 2-3 BB			2 0	0 0	0 0	0 0	1 1	0 0	1 0
Mark Teixeira, S (1, 3) OBP: 0.286, SLG: 0.368 71 Tyler Flowers, R (7, 3) OBP: 0.286, SLG: 0.500	BBBB 4-0 16 1B 1-2 BB	0-0 ② G6-3				B 1-0 ① X G3-1 1-3	0-0 ③ F9			2 1	0 0	0 0	0 0	1 0	0 0	1 3
16 Brian McCann, L (1, 2) OBP: 0.167, SLG: 0.167 34 Royce Ring, L (7, 1) 66 Matt DeSalvo, R (8, 1) 26 Joe Borchard, S (8, PH) OBP: 0.444, SLG: 0.688 57 Jorge Campillo, R (9, 1)	0-0 14 G4-6-3 1-3 2-H 1B	0-0 ③ F7				0-0 ② F8		SSS 0-3 ① K		3 0 0 1 0	0 0 0 0 0	1 0 0 0 0	1 0 0 0 0	0 0 0 1 0	0 0 0 0 0	1 0 0 0 0
14 Martín Prado, R (1, 6) OBP: 0.300, SLG: 0.324	0-0 ②③ G4-6-3 1-2f			0-0 ① L4		0-0 ③ F9		0-0 E3 8 BB		4	0	0	0	0	0	3
68 Brent Lillibridge, R (1, 5) OBP: 0.313, SLG: 0.310 Van Pope, R (8, 5) OBP: 0.333, SLG: 0.333		0-0 ① G6-3		0-0 70 G6-4-3 1B			0-0 ① F9	0-0 ② F8		3 1	0 0	1 0	0 0	0 0	0 0	0 1
70 Diory Hernandez, R (1, 4) OBP: 0.389, SLG: 0.500 50 Ryan Drese, R (5, 1) 8 Javy Lopez, R (7, 2) OBP: 0.333, SLG: 0.643		BBBB 4-0 73 BB BB		0-0 ②③ G6-4-3 1-2f			SSSBX 2-2 HR	BBBB 4-0 1-2 BB		1 0 1	0 0 1	0 0 1	0 0 1	1 0 1	0 0 0	1 0 0
49 Jair Jurrjens, R (1, 1) 67 Javier Guzman, S (5, 4) OBP: 0.250, SLG: 0.143	SSL 0-3 ② K				0-0 ① B3		0-0 73 CS 1B	0-0 ③ P6		1 3	0 0	0 1	0 0	1 0	1 0	1 2
Inning Stats	R: 2 H: 3 E: 1 LOB: 1 K: 0 BB: 1 S: 5 P: 9	R: 0 H: 0 E: 0 LOB: 2 K: 1 BB: 2 S: 5 P: 13	R: 0 H: 0 E: 0 LOB: 0 K: 0 BB: 0 S: 3 P: 3	R: 0 H: 1 E: 0 LOB: 0 K: 0 BB: 0 S: 3 P: 3	R: 0 H: 0 E: 0 LOB: 0 K: 0 BB: 0 S: 3 P: 3	R: 0 H: 0 E: 0 LOB: 1 K: 0 BB: 1 S: 3 P: 8	R: 1 H: 3 E: 0 LOB: 3 K: 0 BB: 2 S: 7 P: 17	R: 0 H: 0 E: 1 LOB: 2 K: 1 BB: 1 S: 6 P: 10		1B: 5 SF: 0 2B: 1 SAC: 0 3B: 0 DP: 2 HR: 1 HBP: 0						

AB	29
R	3
H	7
RBI	3
BB	7
SO	2
LOB	16

PITCHER		IP	WLS	BF	H	R	ER	SO	BB	IBB	HBP	BLK	WP	HR	S	P	ERA	WHIP
50 Adam Wainwright, R ERA: 3.27	(1, 1)	5.0	L	20	4	2	2	1	3	0	0	0	0	0	19	31	3.60	1.400
40 Cliff Politte, R ERA: 4.5	(6, 1)	1.0		4	0	0	0	0	1	0	0	0	0	0	3	8	0.00	1.000
78 Chris Perez, R ERA: 2.25	(7, 1)	1.0		7	3	1	1	0	2	0	0	0	0	1	7	17	9.00	5.000
64 Jason Motte, R ERA:	(8, 1)	1.0		5	0	0	0	1	1	0	0	0	0	0	6	10	0.00	1.000

PITCHER	IP	WLS	BF	H	R	ER	SO	BB	IBB	HBP	BLK	WP	HR	S	P	ERA	WHIP

Batter	1	2	3	4	5	6	7	8	9	10	11	AB	R	H	RBI	BB	SO	LOB
Felipe Lopez, S (1, 6) OBP: 0.242, SLG: 0.300	F7		FC4-6		G5-3						G4-3	6	1	2	0	0	0	3
67 Steven Shell, R (11, 1)			1-2f		2-3		2B		1-2 1B			0	0	0	0	0	0	0
29 Bret Boone, R (1, 4) OBP: 0.280, SLG: 0.391	K		2-H 2B		G4-3		G5-3		F4			5	0	1	1	0	1	3
11 Ryan Zimmerman, R (1, 5) OBP: 0.348, SLG: 0.667	G5-3		G6-3			24 BB 3 1B 1B	K		K			4	1	1	0	0	1	1
36 Ray King, L (7, 1)												0	0	0	0	0	0	0
83 Wil Nieves, R (8, 2) OBP: 0.500, SLG: 0.444												1	0	0	0	0	1	2
24 Nick Johnson, L (1, 3) OBP: 0.320, SLG: 0.381		E6 34 BB		G3		3 1B 1-2 BB	K			L6		4	0	0	0	1	1	1
26 Wily Mo Peña, R (1, 7) OBP: 0.286, SLG: 0.419		K		2B		F8		K		K		4	0	1	0	0	2	3
22 Willie Harris, L (8, 7) OBP: 0.318, SLG: 0.333												1	0	0	0	0	1	0
34 Elijah Dukes, R (1, 8) OBP: 0.353, SLG: 0.483		3 G6-3 1-2 BB		K		K		K		P3		4	0	0	0	1	3	3
84 Tristan Crawford, R (10, 1)												0	0	0	0	0	0	0
5 Kory Casto, L (11, 5) OBP: 0.381, SLG: 0.133												0	0	0	0	0	0	0
3 Jesus Flores, R (1, 2) OBP: 0.429, SLG: 0.526		G6-3 1-2f		K		29 BB 1-3 2-H 1B		G6-3			G3	4	0	1	1	0	1	3
54 Arnie Munoz, L (8, 1)												0	0	0	0	0	0	0
Luis Ayala, R (8, 1)												0	0	0	0	0	0	0
55 Garrett Guzman, L (10, 8) OBP: 0.333, SLG: 0.375												1	0	0	0	0	0	0
29 Ryan Langerhans, L (1, 9) OBP: 0.481, SLG: 0.350			G3-1		G5-3 38 SH3-4 1B	38 FC6-4 1-2 BB			1B BB		4 WP 1B	3	0	2	0	2	0	0
John Patterson, R (1, 1)												0	0	0	0	1	0	0
38 Joel Hanrahan, R (4, 1)			FC4-6 BB		SH3-4 1-2	FC6-4 1-2f			L8		F7 1-2	1	0	0	0	0	0	3
4 Pete Orr, L (7, 5) OBP: 0.261, SLG: 0.500 (11, 6)												2	0	0	0	0	0	2
Inning Stats	R: 0 E: 0 K: 1 S: 8 H: 0 LOB: 0 BB: 0 P: 14	R: 0 E: 1 K: 1 S: 5 H: 0 LOB: 1 BB: 1 P: 9	R: 1 E: 1 K: 0 S: 11 H: 1 LOB: 1 BB: 1 P: 19	R: 0 E: 0 K: 2 S: 8 H: 1 LOB: 1 BB: 0 P: 8	R: 0 E: 0 K: 0 S: 4 H: 1 LOB: 1 BB: 0 P: 4	R: 1 E: 0 K: 1 S: 7 H: 2 LOB: 3 BB: 2 P: 15	R: 0 E: 0 K: 2 S: 8 H: 1 LOB: 1 BB: 0 P: 8	R: 0 E: 0 K: 2 S: 7 H: 0 LOB: 0 BB: 0 P: 7	R: 0 E: 0 K: 1 S: 6 H: 1 LOB: 2 BB: 1 P: 10	R: 0 E: 0 K: 1 S: 5 H: 0 LOB: 0 BB: 0 P: 5	R: 0 E: 0 K: 0 S: 4 H: 1 LOB: 1 BB: 0 P: 5	1B: 5 2B: 3 3B: 0 HR: 0 SF: 0 SAC: 1 DP: 1 HBP: 0						WP: 2 PB: 0 SB: 0 CS: 0	PA: 46

PITCHER	IP	WLS	BF	H	R	ER	SO	BB	IBB	HBP	BLK	WP	HR	S	P	ERA	WHIP
47 Tom Glavine, L (1, 1) ERA: 3.12	4.0		16	2	1	0	4	2	0	0	0	0	0	32	50	0.00	1.000
40 Jeff Ridgway, L (5, 1) ERA:	1.0		4	1	0	0	0	0	0	0	0	0	0	4	4	0.00	1.000
64 Zach Schreiber, R (6, 1) ERA: 3.6	1.0		7	2	1	1	1	2	0	0	0	0	0	7	15	9.00	4.000
58 Peter Moylan, R (7, 1) ERA:	1.0		4	1	0	0	2	0	0	0	0	1	0	8	8	0.00	1.000
46 Manny Acosta, R (8, 1) ERA: 3.18	1.0		3	0	0	0	2	0	0	0	0	0	0	7	7	0.00	0.000

PITCHER	IP	WLS	BF	H	R	ER	SO	BB	IBB	HBP	BLK	WP	HR	S	P	ERA	WHIP
98 Vladimir Nunez, R (9, 1) ERA:	1.0		5	1	0	0	1	1	0	0	0	0	0	6	10	0.00	2.000
98 Jonathon Rouwenhorst, L (10, 1) ERA: 5.4	1.0		3	0	0	0	1	0	0	0	0	0	0	5	5	0.00	0.000
75 Damian Moss, L (11, 1) ERA: 4.5	1.0		4	1	0	0	0	0	0	0	0	1	0	4	5	0.00	1.000

TOP

Washington Nationals @ Atlanta Braves

Champion Stadium, Lake Buena Vista, FL

Tue Mar 11 2008, 7:05 PM EDT
Att. 7,984 - Cloudy - 73 F

livebaseballscorecards.com

AB	40
R	2
H	8
RBI	2
BB	5
SO	11
LOB	24

Batter	1	2	3	4	5	6	7	8	9	10	11	AB	R	H	RBI	BB	SO	LOB
2 Kelly Johnson, L (1, 4) OBP: 0.292, SLG: 0.273	C C X 0-2 F7 ①		X 0-0 10 G4-3 19 S 1B		S S S 0-3 K ②			B B B B 4-0 20 E BB	X 0-0 G5-3 ③		S S S 0-3 K ③	3	0	1	0	0	1	0
68 Brent Lillibridge, R (6, 6) OBP: 0.314, SLG: 0.290												2	0	0	0	1	1	2
19 Yunel Escobar, R (1, 6) OBP: 0.500, SLG: 0.607	C C B X 1-2 10 1B 1B		S S S 0-3 K ① 1-2		S S S 0-3 K ③			1 SAFE X 0-0 L3 ② 1-2		X 0-0 22 SH2-4 70 1B 1B		3	0	1	0	0	2	1
64 Zach Schreiber, R (6, 1)												0	0	0	0	0	0	0
20 Scott Thorman, L (7, 3) OBP: 0.333, SLG: 0.381												2	0	1	0	0	0	1
73 Jordan Schafer, L (10, PR) OBP: 0.440, SLG: 0.500												0	0	0	0	0	0	0
(11, 8)																		
10 Chipper Jones, S (1, 5) OBP: 0.588, SLG: 0.571	B S B C B X 3-2 7 FC4-6 1-3 1B		X 0-0 G4-3 ② 2-3			C C C 0-3 K ①		B B B B 4-0 BB		X 0-0 SH2-4 ① 1-2		3	0	1	0	0	1	1
22 Josh Anderson, L (7, 9) OBP: 0.423, SLG: 0.458												0	0	0	0	1	0	0
Mark Teixeira, S (1, 3) OBP: 0.250, SLG: 0.318	B C B F B F C 3-3 K ②		X 0-0 P6 ③			S S S 0-3 K ②		X 0-0 G6-3 ③		X 0-0 14 1B 2-H 1B ②		3	0	0	0	0	2	3
70 Diory Hernandez, R (7, 5) OBP: 0.400, SLG: 0.500												2	0	1	0	0	0	2
7 Jeff Francoeur, R (1, 9) OBP: 0.250, SLG: 0.462	B C X 1-1 FC4-6 ③ 1-2f			X 0-0 F9 ①		S S S 0-3 K ③			X 0-0 F8 ①	B B B B 4-0 14 1B BB		3	0	0	0	0	1	2
58 Peter Moylan, R (7, 1)												0	0	0	0	0	0	0
46 Manny Acosta, R (8, 1)												0	0	0	0	0	0	0
98 Vladimir Nunez, R (9, 1)												0	0	0	0	0	0	0
5 Brayan Peña, S (9, PH) OBP: 0.214, SLG: 0.231												1	0	0	0	0	0	0
98 Jonathon Rouwenhorst, L (10, 1)												0	0	0	0	0	0	0
28 Brandon Jones, L (10, PH) OBP: 0.370, SLG: 0.150												0	0	0	0	1	0	0
71 Tyler Flowers, R (11, 3) OBP: 0.286, SLG: 0.500												0	0	0	0	0	0	0
23 Matt Diaz, R (1, 7) OBP: 0.407, SLG: 0.462		C X 0-1 E8 47 WP 8 S		S S S 0-3 K2-3 ②			X 0-0 G4-3 ①		B B B B 4-0 18 G3-1 1 1B 26 1B BB	X 0-0 1-2 2-3 1B		2	0	0	0	0	1	0
40 Jeff Ridgway, R (5, 1)												0	0	0	0	0	0	0
14 Martín Prado, R (6, 4) OBP: 0.326, SLG: 0.333												2	1	1	0	1	0	0
11 Mark Kotsay, L (1, 8) OBP: 0.360, SLG: 0.348		B F X 1-1 F8 ①		X 0-0 1B			C S C 0-3 K ②		X 0-0 18 G3-1 26 1B 1-2 1B	X 0-0 G4-3 ③		3	0	1	0	0	1	1
1 Grégor Blanco, L (8, 8) OBP: 0.611, SLG: 0.667												2	1	1	0	0	0	3
75 Damian Moss, R (11, 1)												0	0	0	0	0	0	0
8 Javy Lopez, R (1, 2) OBP: 0.286, SLG: 0.529		C F B F B B F F C 3-3 K ② 1-2		S S S 0-3 K ③			X 0-0 G6-3 ③		X 0-0 G3-1 ② 1-2 2-3		X 0-0 26 CS 1B	3	0	0	0	0	2	2
18 Clint Sammons, R (8, 2) OBP: 0.273, SLG: 0.455												2	0	1	0	0	0	2
67 Javier Guzman, S (11, PR) OBP: 0.250, SLG: 0.143												0	0	0	0	0	0	0
47 Tom Glavine, L (1, 1)		B B C F B X 3-2 G5-3 ③ 2-3			S S S 0-3 K ①			X 0-0 F9 ①	X 0-0 2-H 3-H 1B		C C S 0-3 K ① ② 1-2	1	0	0	0	0	0	1
26 Joe Borchard, S (5, 7) OBP: 0.409, SLG: 0.600												4	0	1	2	0	2	1
Inning Stats	R: 0 H: 2 E: 0 LOB: 2 K: 1 BB: 0 S: 15 P: 23	R: 0 H: 0 E: 1 LOB: 1 K: 1 BB: 0 S: 13 P: 20	R: 0 H: 1 E: 0 LOB: 1 K: 1 BB: 0 S: 6 P: 6	R: 0 H: 1 E: 0 LOB: 0 K: 2 BB: 0 S: 8 P: 8	R: 0 H: 0 E: 0 LOB: 0 K: 3 BB: 0 S: 9 P: 9	R: 0 H: 0 E: 0 LOB: 0 K: 3 BB: 0 S: 9 P: 9	R: 0 H: 0 E: 0 LOB: 0 K: 1 BB: 0 S: 5 P: 5	R: 0 H: 0 E: 1 LOB: 2 K: 0 BB: 2 S: 3 P: 11	R: 2 H: 2 E: 0 LOB: 1 K: 0 BB: 1 S: 5 P: 9	R: 0 H: 3 E: 0 LOB: 3 K: 0 BB: 1 S: 5 P: 9	R: 0 H: 1 E: 0 LOB: 1 K: 2 BB: 0 S: 7 P: 7	1B: 10 SF: 0 2B: 1 SAC: 1 3B: 0 DP: 1 HR: 0 HBP: 0						

PITCHER		IP	WLS	BF	H	R	ER	SO	BB	IBB	HBP	BLK	WP	HR	S	P	ERA	WHIP
John Patterson, R ERA: 1.8	(1, 1)	3.0		13	3	0	0	3	0	0	0	0	1	0	34	49	0.00	1.000
38 Joel Hanrahan, R ERA:	(4, 1)	3.0	H	10	1	0	0	8	0	0	0	0	0	0	26	26	0.00	0.333
36 Ray King, L ERA:	(7, 1)	1.0	H	3	0	0	0	1	0	0	0	0	0	0	5	5	0.00	0.000
54 Arnie Munoz, L ERA:	(8, 1)	0.2	H	4	0	0	0	0	2	0	0	0	0	0	2	10	0.00	3.000
Luis Ayala, R ERA: 4.15	(8, 1)	1.1	B	7	2	2	2	0	1	0	0	0	0	0	6	10	13.50	2.250

PITCHER		IP	WLS	BF	H	R	ER	SO	BB	IBB	HBP	BLK	WP	HR	S	P	ERA	WHIP
84 Tristan Crawford, R ERA: 2.25	(10, 1)	1.0		6	3	0	0	0	1	0	0	0	0	0	5	9	0.00	4.000
67 Steven Shell, R ERA: 3.0	(11, 1)	1.0		3	1	0	0	2	0	0	0	0	0	0	7	7	0.00	1.000

BOTTOM

Washington Nationals @ Atlanta Braves

Champion Stadium, Lake Buena Vista, FL

Tue Mar 11 2008, 7:05 PM EDT

Att. 7,984 - Cloudy - 73 F

livebaseballscorecards.com

AB	41
R	2
H	10
RBI	2
BB	4
SO	14
LOB	22

WP: 1 PA: 46
PB: 0
SB: 2
CS: 1

Cleveland Indians @ Atlanta Braves

Champion Stadium, Lake Buena Vista, FL

Wed Mar 12 2008, 7:05 PM EDT

Att. 9,555 - Clear - 76 F

TOP

livebaseballscorecards.com

Batter	1	2	3	4	5	6	7	8	9	AB	R	H	RBI	BB	SO	LOB
24 Grady Sizemore, L (1, 8) OBP: 0.524, SLG: 1.111	F8		HR		G1-3		F8		G4-3	4	1	1	1	0	0	0
16 Jason Tyner, L (8, 8) OBP: 0.429, SLG: 0.412										1	0	0	0	0	0	0
Jason Michaels, R (1, 7) OBP: 0.360, SLG: 0.591	F8		K		3B		F8			4	0	1	0	0	1	0
62 Trevor Crowe, S (8, 7) OBP: 0.346, SLG: 0.333										0	0	0	0	0	0	0
2 Jhonny Peralta, R (1, 6) OBP: 0.391, SLG: 0.316	2B		F8		G5-3			BB 13 G4-3		3	0	1	0	1	0	1
25 Ryan Garko, R (1, 3) OBP: 0.423, SLG: 0.545	F8		2B			L3		K		4	0	1	0	0	1	2
61 Rich Rundles, L (8, 1)										0	0	0	0	0	0	0
13 Asdrúbal Cabrera, S (1, 4) OBP: 0.318, SLG: 0.524		HR	K			1B		G4-3 1-2		4	1	2	1	0	1	2
10 Kelly Shoppach, R (1, 2) OBP: 0.455, SLG: 0.308		K	K			F9		BB 59 FC6-4		3	0	0	0	1	2	1
15 Andy Marte, R (1, 5) OBP: 0.290, SLG: 0.370		K	F7			F8		FC6-4 1-2f		3	0	0	0	0	1	1
59 Aaron Herr, R (7, 5) OBP: 0.231, SLG: 0.182										1	0	0	0	0	0	2
75 Brad Snyder, L (1, 9) OBP: 0.240, SLG: 0.458		F7	K				HR		G3-1	4	1	1	1	0	1	0
54 Brian Slocum, R (1, 1)			HR		K		G5-3		F7	0	0	0	0	0	0	0
34 Jeff Harris, R (1, 1)										0	0	0	0	0	0	0
78 Beau Mills, L (3, PH) OBP: 0.000, SLG: 0.625										1	1	1	1	0	0	0
63 Rafael Betancourt, R (8, 1)										0	0	0	0	0	0	0
Aaron Fultz, L (4, 1)										0	0	0	0	0	0	0
40 Tom Mastny, R (4, 1)										1	0	0	0	0	1	0
79 Chris Gimenez, R (7, PH) OBP: 0.545, SLG: 0.667										1	0	0	0	0	0	0
50 Jensen Lewis, R (7, 1)										0	0	0	0	0	0	0
67 Jordan Brown, L (8, 3) OBP: 0.154, SLG: 0.154										1	0	0	0	0	0	0
Inning Stats	R: 0 E: 0 K: 0 S: 4 H: 1 LOB: 1 BB: 0 P: 4	R: 1 E: 0 K: 2 S: 9 H: 1 LOB: 0 BB: 0 P: 9	R: 2 E: 0 K: 2 S: 11 H: 3 LOB: 0 BB: 0 P: 15	R: 0 E: 0 K: 2 S: 7 H: 0 LOB: 0 BB: 0 P: 7	R: 0 E: 0 K: 1 S: 6 H: 1 LOB: 1 BB: 0 P: 6	R: 0 E: 0 K: 0 S: 4 H: 1 LOB: 1 BB: 0 P: 4	R: 1 E: 0 K: 0 S: 5 H: 1 LOB: 0 BB: 0 P: 8	R: 0 E: 0 K: 1 S: 5 H: 0 LOB: 2 BB: 2 P: 13	R: 0 E: 0 K: 0 S: 3 H: 0 LOB: 0 BB: 0 P: 3	1B: 1 2B: 2 3B: 1 HR: 4 SF: 0 SAC: 0 DP: 0 HBP: 0	WP: 0 PB: 0 SB: 0 CS: 0 PA: 37					

PITCHER		IP	WLS	BF	H	R	ER	SO	BB	IBB	HBP	BLK	WP	HR	S	P	ERA	WHIP
38 Buddy Carlyle, R ERA: 6.3	(1, 1)	3.0		14	5	3	3	4	0	0	0	0	0	3	24	28	9.00	1.667
56 Blaine Boyer, R ERA:	(4, 1)	2.0	W	7	1	0	0	3	0	0	0	0	0	0	13	13	0.00	0.500
72 Francisley Bueno, L ERA: 3.0	(6, 1)	2.0		8	2	1	1	0	0	0	0	0	0	1	9	12	4.50	1.000
Tyler Yates, R ERA: 3.86	(8, 1)	1.0		5	0	0	0	1	2	0	0	0	0	0	5	13	0.00	2.000
57 Jorge Campillo, R ERA: 5.4	(9, 1)	1.0		3	0	0	0	0	0	0	0	0	0	0	3	3	0.00	0.000

PITCHER	IP	WLS	BF	H	R	ER	SO	BB	IBB	HBP	BLK	WP	HR	S	P	ERA	WHIP

Batter	1	2	3	4	5	6	7	8	9	AB	R	H	RBI	BB	SO	LOB
2 Kelly Johnson, L (1, 4) OBP: 0.333, SLG: 0.320	19 SH 1B		P6	10 SF7 56 1B 2B 1-2 2-3	G4-3			26 G6-4-3		3	2	2	0	0	0	0
70 Diory Hernandez, R (5, 4) OBP: 0.409, SLG: 0.500	1B			1B				1B		2	0	1	0	0	0	0
19 Yunel Escobar, R (1, 6) OBP: 0.517, SLG: 0.621										1	0	1	0	0	0	0
56 Blaine Boyer, R (4, 1) OBP: 0.500, SLG: 0.500										1	1	1	1	0	0	0
72 Francisley Bueno, L (6, 1)										1	0	0	0	0	0	0
Tyler Yates, R (8, 1)										0	0	0	0	0	0	0
26 Joe Borchard, S (8, PH) OBP: 0.391, SLG: 0.571										1	0	0	0	0	0	1
57 Jorge Campillo, R (9, 1)	SH 1B 1-3		10 G4-6-3 1B	2B 16 WP 1B 1-2 2-3 3-H		G1-3		G6-4-3 1-2f		0	0	0	0	0	0	0
10 Chipper Jones, S (1, 5) OBP: 0.500, SLG: 0.500	F7		G4-6-3 1-2f	SF7 2-3 3-H		F7		K		2	0	0	1	0	0	3
68 Brent Lillibridge, R (5, 5) OBP: 0.297, SLG: 0.273										2	0	0	0	0	1	0
Mark Teixeira, S (1, 3) OBP: 0.333, SLG: 0.440	16 2B 1-3 3-H 1B			16 HR 1B 16 WP 7 2B 1-3 3-H 2B		F8				3	3	3	2	0	0	0
20 Scott Thorman, L (5, 3) OBP: 0.321, SLG: 0.364										1	0	0	0	0	0	0
16 Brian McCann, L (1, 2) OBP: 0.238, SLG: 0.429				1-1 1-H HR L6 3-3 3-H			28 1B 1B			3	1	2	3	0	0	1
27 Corky Miller, R (5, 2) OBP: 0.167, SLG: 0.182	2-H 2B									1	0	1	0	0	0	0
7 Jeff Francoeur, R (1, 9) OBP: 0.300, SLG: 0.517	G5-3			28 FC4 11 1B 28 E 1B 2B 3-H			F8			3	1	2	1	0	0	1
22 Josh Anderson, L (5, 9) OBP: 0.407, SLG: 0.440										1	0	0	0	0	0	1
11 Mark Kotsay, L (1, 8) OBP: 0.370, SLG: 0.360		F7		28 E 14 1B 1B 1-2 K			P6			2	1	1	0	0	0	0
73 Jordan Schafer, L (4, PH) OBP: 0.407, SLG: 0.450 (5, 8)										2	0	0	0	0	1	2
28 Brandon Jones, L (1, 7) OBP: 0.355, SLG: 0.167		F7		FC4 2 1B 14 1B 56 1B 1-3 2-H	F8		1-2 1B			4	1	1	0	0	0	1
38 Buddy Carlyle, L (1, 1)		G5-3		56 1B 2 1B 10 SF7 1-2 3-H 1B	P3		K			1	0	0	0	0	0	0
14 Martín Prado, R (4, 6) OBP: 0.326, SLG: 0.333										3	1	1	1	0	1	2
Inning Stats	R: 2 E: 1 K: 0 S: 6 H: 3 LOB: 1 BB: 0 P: 6	R: 0 E: 0 K: 0 S: 3 H: 0 LOB: 0 BB: 0 P: 3	R: 0 E: 0 K: 0 S: 3 H: 1 LOB: 0 BB: 0 P: 3	R: 9 E: 1 K: 1 S: 16 H: 9 LOB: 1 BB: 0 P: 18	R: 0 E: 0 K: 0 S: 3 H: 0 LOB: 0 BB: 0 P: 3	R: 0 E: 0 K: 0 S: 3 H: 0 LOB: 0 BB: 0 P: 3	R: 0 E: 0 K: 1 S: 7 H: 2 LOB: 2 BB: 0 P: 7	R: 0 E: 0 K: 1 S: 5 H: 1 LOB: 0 BB: 0 P: 5		1B: 12 2B: 3 3B: 0 HR: 1	SF: 1 SAC: 1 DP: 2 HBP: 0						

PITCHER		IP	WLS	BF	H	R	ER	SO	BB	IBB	HBP	BLK	WP	HR	S	P	ERA	WHIP
54 Brian Slocum, R ERA: 5.4	(1, 1)	0.2		4	2	2	2	0	0	0	0	0	0	0	4	4	27.00	3.000
34 Jeff Harris, R ERA:	(1, 1)	1.1		5	1	0	0	0	0	0	0	0	0	0	5	5	0.00	0.750
63 Rafael Betancourt, R ERA: 1.8	(3, 1)	1.0	H	3	1	0	0	0	0	0	0	0	0	0	3	3	0.00	1.000
Aaron Fultz, L ERA: 14.21	(4, 1)	0.1	L	10	8	9	7	0	0	0	0	0	0	1	11	12	189.00	24.000
40 Tom Mastny, R ERA: 4.15	(4, 1)	2.2		9	1	0	0	1	0	0	0	0	1	0	11	12	0.00	0.375

PITCHER		IP	WLS	BF	H	R	ER	SO	BB	IBB	HBP	BLK	WP	HR	S	P	ERA	WHIP
50 Jensen Lewis, R ERA: 1.29	(7, 1)	1.0		5	2	0	0	1	0	0	0	0	0	0	7	7	0.00	2.000
61 Rich Rundles, L ERA:	(8, 1)	1.0		3	1	0	0	1	0	0	0	0	0	0	5	5	0.00	1.000

BOTTOM

Cleveland Indians @ Atlanta Braves

Champion Stadium, Lake Buena Vista, FL

Wed Mar 12 2008, 7:05 PM EDT

Att. 9,555 - Clear - 76 F

livebaseballscorecards.com

AB	37
R	11
H	16
RBI	9
BB	0
SO	3
LOB	12

1B: 12 2B: 3 3B: 0 HR: 1 SF: 1 SAC: 1 DP: 2 HBP: 0

WP: 1 PB: 0 SB: 0 CS: 0 PA: 39

Batter	1	2	3	4	5	6	7	8	9	10	AB	R	H	RBI	BB	SO	LOB
22 Josh Anderson, L (1, 8) OBP: 0.344, SLG: 0.367	F8	K		G4-3		FC3-6 73 S 1-2f 3-H			F7		5	0	0	1	0	1	3
11 Mark Kotsay, L (1, 10) OBP: 0.345, SLG: 0.333 73 Jordan Schafer, L (4, PH) OBP: 0.367, SLG: 0.391 (4, 10)	F9		G4-3	F8		F9 1-2			F8		2 3	0 0	0 0	0 0	0 0	0 0	0 2
10 Chipper Jones, S (1, 5) OBP: 0.545, SLG: 0.611 Van Pope, R (3, 5) OBP: 0.333, SLG: 0.500	2B		BB 1B		P5		P4			20 F7-5 2B	2 3	0 0	2 1	0 0	0 0	0 0	0 0
Mark Teixeira, S (1, 3) OBP: 0.345, SLG: 0.423 20 Scott Thorman, L (3, 3) OBP: 0.290, SLG: 0.320	K		8 G5-4-3 1-2 BB		G1-3		P6			F7-5 2-3	1 3	0 0	0 0	0 0	1 0	1 0	1 1
8 Javy Lopez, R (1, 2) OBP: 0.250, SLG: 0.450 5 Brayan Peña, S (5, 2) OBP: 0.250, SLG: 0.267		E5 26 3B	G5-4-3 1-2f		P4		G3			28 BB 1B	3 2	1 0	0 1	0 0	0 0	0 0	2 0
26 Joe Borchard, S (1, 7) OBP: 0.423, SLG: 0.708 28 Brandon Jones, L (6, 7) OBP: 0.364, SLG: 0.160		1 SF8 1-H 3B		P5		1 G4-3 68 1B 2B		G1-3		1-2 BB	3 1	2 0	2 0	1 0	0 1	0 0	0 0
1 Grégor Blanco, L (1, 9) OBP: 0.522, SLG: 0.533		SF8 3-H		14 1B 14 WP 68 3B BB		G4-3 2-3		B2-3		F7	3	1	0	1	1	0	3
14 Martín Prado, R (1, 4) OBP: 0.367, SLG: 0.364 88 J.C. Holt, L (6, 4) OBP: 0.500, SLG: 0.333	1B		68 3B 1-3 1B			68 1B 22 FC3-6 BB		K			2 1	2 0	2 0	0 0	1 0	0 1	0 0
68 Brent Lillibridge, R (1, 6) OBP: 0.325, SLG: 0.361 Brandon Hicks, R (6, 6) OBP: 0.667, SLG: 2.000		K		22 FC3-6 1-H 3-H 3B		22 FC3-6 1-3 3-H 1B			K		3 1	0 0	2 0	3 0	0 0	1 1	1 0
Inning Stats	R: 0 E: 0 K: 1 S: 6 H: 1 LOB: 1 BB: 0 P: 6	R: 2 E: 1 K: 2 S: 10 H: 2 LOB: 1 BB: 0 P: 10	R: 0 E: 0 K: 0 S: 3 H: 1 LOB: 1 BB: 1 P: 7	R: 2 E: 0 K: 0 S: 5 H: 2 LOB: 1 BB: 1 P: 10	R: 0 E: 0 K: 0 S: 3 H: 2 LOB: 0 BB: 0 P: 3	R: 2 E: 0 K: 0 S: 6 H: 2 LOB: 1 BB: 1 P: 10	R: 0 E: 0 K: 0 S: 3 H: 0 LOB: 0 BB: 0 P: 3	R: 0 E: 0 K: 1 S: 5 H: 0 LOB: 0 BB: 0 P: 5	R: 0 E: 0 K: 1 S: 5 H: 0 LOB: 0 BB: 0 P: 5	R: 0 E: 0 K: 0 S: 4 H: 2 LOB: 2 BB: 1 P: 8	1B: 5 2B: 4 3B: 2 HR: 0	SF: 1 SAC: 0 DP: 2 HBP: 0						

PITCHER		IP	WLS	BF	H	R	ER	SO	BB	IBB	HBP	BLK	WP	HR	S	P	ERA	WHIP
38 Jeremy Bonderman, R ERA: 5.54	(1, 1)	4.0		20	6	4	3	3	2	0	0	0	1	0	24	33	6.75	2.000
64 Freddy Dolsi, R ERA: 4.5	(5, 1)	2.0		9	2	2	2	0	1	0	0	0	0	0	9	13	9.00	1.500
59 Todd Jones, R ERA: 19.29	(7, 1)	1.0		3	0	0	0	0	0	0	0	0	0	0	3	3	0.00	0.000
31 Zach Miner, R ERA: 5.0	(8, 1)	1.0		3	0	0	0	1	0	0	0	0	0	0	5	5	0.00	0.000
62 Francis Beltran, R ERA: 1.17	(9, 1)	2.0		8	2	0	0	1	1	0	0	0	0	0	9	13	0.00	1.500

PITCHER	IP	WLS	BF	H	R	ER	SO	BB	IBB	HBP	BLK	WP	HR	S	P	ERA	WHIP

TOP

Atlanta Braves @ Detroit Tigers

Joker Marchant Stadium, Lakeland, FL

Thu Mar 13 2008, 1:05 PM EDT

Att. 7,873 - Sunny - 77 F

livebaseballscorecards.com

AB	38
R	6
H	10
RBI	6
BB	4
SO	5
LOB	13

1B: 5	SF: 1	WP: 1	PA: 43
2B: 4	SAC: 0	PB: 0	
3B: 2	DP: 2	SB: 1	
HR: 0	HBP: 0	CS: 0	

Atlanta Braves @ Detroit Tigers

Joker Marchant Stadium, Lakeland, FL

Thu Mar 13 2008, 1:05 PM EDT

Att. 7,873 - Sunny - 77 F

livebaseballscorecards.com

Batter	1	2	3	4	5	6	7	8	9	10	AB	R	H	RBI	BB	SO	LOB
28 Curtis Granderson, L (1, 8) OBP: 0.235, SLG: 0.576 46 Freddy Guzman, S (8, 8) OBP: 0.519, SLG: 0.609	F9		K		14 1B 3B		P6	P5-3 2-3f			4 1	1 0	1 0	0 0	0 0	1 0	1 3
14 Placido Polanco, R (1, 4) OBP: 0.528, SLG: 0.818 72 Scott Sizemore, R (8, 4) OBP: 0.360, SLG: 0.455	G6-3		E8 30 1B 1-H 2B		3 HR 3-H 1B		G4-3		E6		4 1	2 0	2 0	2 0	0 0	0 0	0 0
3 Gary Sheffield, R (1, 10) OBP: 0.250, SLG: 0.300 Jacque Jones, L (9, PH) OBP: 0.308, SLG: 0.217 (10, 10)	G6-3		30 1B BB		1-H HR		27 BLK BB		F8		2 1	1 0	1 0	2 0	2 0	0 0	0 1
30 Magglio Ordonez, R (1, 9) OBP: 0.405, SLG: 0.571 27 Brent Clevlen, R (5, PR) OBP: 0.423, SLG: 0.615 (6, 9)		9 F8 2B	24 FC6-4 1-3 3-H 1B		24 FC3-6 1B		F8 1-2		K		3 2	0 0	3 0	1 0	0 0	0 1	0 2
24 Miguel Cabrera, R (1, 5) OBP: 0.297, SLG: 0.444 65 Michael Hollimon, S (6, 5) OBP: 0.208, SLG: 0.143		F9	FC6-4 1-2f		FC3-6 9 FC6-4 1-2f			L5	F7		3 2	0 0	0 0	0 0	0 0	0 0	4 1
9 Carlos Guillen, S (1, 3) OBP: 0.333, SLG: 0.711 26 Mike Hessman, R (6, 3) OBP: 0.400, SLG: 0.542		F8 2-3		F8	FC6-4 1-2f			70 BB 39 HBP 25 BB BB		P5 39 CS	3 1	0 1	0 1	0 0	0 1	0 0	2 0
Edgar Renteria, R (1, 6) OBP: 0.242, SLG: 0.419 39 Ramon Santiago, S (7, 6) OBP: 0.577, SLG: 0.619		P4		15 L5-3 1B		F7		25 BB 70 BB 1-2 HBP		1-2 BB	3 0	0 0	1 0	0 0	0 1	0 0	1 0
15 Brandon Inge, R (1, 2) OBP: 0.459, SLG: 0.519 (5, 7) 70 Dane Sardinha, R (6, 2) OBP: 0.333, SLG: 0.154			G6-3	L5-3 1-1		P5-3		46 P5-3 25 BB 1-2 2-3 BB		P3	2 2	0 0	0 0	0 0	0 1	0 0	1 1
25 Ryan Raburn, R (1, 7) OBP: 0.349, SLG: 0.378 (5, 2) (6, 7)			14 E BB		K	F8		1-2 2-3 3-H BB		F7	3	1	0	1	2	1	1
Inning Stats	R: 0 H: 0 E: 0 LOB: 0 K: 0 BB: 0 S: 3 P: 3	R: 0 H: 1 E: 0 LOB: 1 K: 0 BB: 0 S: 4 P: 4	R: 2 H: 2 E: 1 LOB: 2 K: 1 BB: 2 S: 7 P: 15	R: 0 H: 1 E: 0 LOB: 0 K: 0 BB: 0 S: 3 P: 3	R: 3 H: 4 E: 0 LOB: 1 K: 1 BB: 0 S: 9 P: 9	R: 0 H: 0 E: 0 LOB: 0 K: 0 BB: 0 S: 3 P: 3	R: 0 H: 0 E: 0 LOB: 1 K: 0 BB: 1 S: 3 P: 7	R: 1 H: 0 E: 0 LOB: 2 K: 0 BB: 3 S: 2 P: 15	R: 0 H: 0 E: 1 LOB: 1 K: 1 BB: 0 S: 6 P: 6	R: 0 H: 0 E: 1 LOB: 1 K: 0 BB: 1 S: 4 P: 8	1B: 4 2B: 3 3B: 1 HR: 1	SF: 0 SAC: 0 DP: 2 HBP: 1					WP: 0 PB: 0 SB: 0 CS: 1	PA: 45

BOTTOM	
AB	37
R	6
H	8
RBI	6
BB	7
SO	3
LOB	18

PITCHER		IP	WLS	BF	H	R	ER	SO	BB	IBB	HBP	BLK	WP	HR	S	P	ERA	WHIP
36 Chuck James, L ERA:	(1, 1)	2.0		7	1	0	0	0	0	0	0	0	0	0	7	7	0.00	0.500
37 Jo-Jo Reyes, L ERA: 9.0	(3, 1)	3.0	B	17	7	5	5	2	2	0	0	0	0	1	19	27	15.00	3.000
30 Jeff Bennett, R ERA: 5.4	(6, 1)	2.0	H	7	0	0	0	0	1	0	0	1	0	0	6	10	0.00	0.500
40 Jeff Ridgway, L ERA: 1.8	(8, 1)	1.0	B	6	0	1	1	0	3	0	1	0	0	0	2	15	9.00	3.000
74 Colter Bean, R ERA: 3.0	(9, 1)	1.0		4	0	0	0	1	0	0	0	0	0	0	6	6	0.00	0.000

PITCHER		IP	WLS	BF	H	R	ER	SO	BB	IBB	HBP	BLK	WP	HR	S	P	ERA	WHIP
94 Michael Nix, R ERA: 3.0	(10, 1)	1.0		4	0	0	0	0	1	0	0	0	0	0	4	8	0.00	1.000

Batter	1	2	3	4	5	6	7	8	9	AB	R	H	RBI	BB	SO	LOB
2 Kelly Johnson, L (1, 4) OBP: 0.367, SLG: 0.308	BBBB	4-0 19 G6-4-3 BB	BBB	4-0 19 HR 1-2 BB	x	0-0 ② F6		x	0-0 ③ F8		x	0-0 1 FC3-6 1B 1B		1	1	0	0	2	0	2
88 J.C. Holt, L (3, 6) OBP: 0.500, SLG: 0.400										2	0	1	0	0	0	0
19 Yunel Escobar, R (1, 6) OBP: 0.516, SLG: 0.710	x	0-0 ①② G6-4-3 1-2f	x	0-0 ③ 1-H 2-H 3-H HR	x	0-0 L8		x	0-0 18 FC6-4-5 1 1B 1B		x	0-0 1 FC3-6 1-2 1B		2	1	1	4	0	0	1
Brandon Hicks, R (2, 6) OBP: 0.667, SLG: 1.200										3	0	2	0	0	0	2
7 Jeff Francoeur, R (1, 9) OBP: 0.303, SLG: 0.500	x	0-0 ③ G1	x	0-0 ③ F8	x	0-0 16 1B 1B		x	0-0 18 FC6-4-5 1-2 1B		x	0-0 ② FC3-6 1-2f 2-3		3	0	1	0	0	0	0
1 Grégor Blanco, L (4, 9) OBP: 0.520, SLG: 0.529										2	0	1	0	0	0	2
16 Brian McCann, L (1, 2) OBP: 0.292, SLG: 0.435		x	0-0 ① F9	BBBB	4-0 23 1B 20 HR BB	x	0-0 1-2 1B	x	0-0 ①② FC6-4-5 1-2 2-3		x	0-0 ③ P3		2	1	1	0	1	0	0
18 Clint Sammons, R (4, 2) OBP: 0.231, SLG: 0.385										2	0	0	0	0	0	4
23 Matt Diaz, R (1, 7) OBP: 0.433, SLG: 0.464		BH	2-0 68 HBP 73 1B 28 1B HBP	x	0-0 1-2 20 HR 1B	SSS	0-3 ① K	x	0-0 ③ F9		CCC	0-3 ① K		2	2	1	0	0	1	2
26 Joe Borchard, S (4, 7) OBP: 0.393, SLG: 0.654										2	0	0	0	0	1	1
20 Scott Thorman, L (1, 3) OBP: 0.294, SLG: 0.429		x	0-0 ② F7	BCFX	1-2 1-H 2-H HR	SSS	0-3 ② K	x	0-0 ① G4-3		x	0-0 ② P2		3	1	1	3	0	1	3
77 Barbaro Canizares, R (4, 3)										2	0	0	0	0	0	0
73 Jordan Schafer, L (1, 8) OBP: 0.371, SLG: 0.429		x	0-0 68 HBP 28 1B 1-2 1B	x	0-0 2B	SSS	0-3 ③ K	SSS	0-3 ② K		x	0-0 ③ G4-3		5	1	2	0	0	2	2
68 Brent Lillibridge, R (1, 5) OBP: 0.349, SLG: 0.351	BH	2-0 28 1B 19 HR 1-2 2-3 HBP	BH	2-0 HBP	SSS	0-3 ① K		x	0-0 ③ G5-3					1	1	0	0	0	1	0
78 Wes Timmons, R (5, 5) OBP: 0.250, SLG: 0.500										1	0	0	0	0	0	0
28 Brandon Jones, L (1, 10) OBP: 0.351, SLG: 0.172		x	0-0 2 BB 19 HR 1-3 2-H 3-H 1B	x	0-0 ① F7	x	0-0 ② L9	x	0-0 ① G3-1					4	1	1	2	0	0	2

TOP

Atlanta Braves @ Philadelphia Phillies

Bright House Networks Field, Clearwater, FL

Fri Mar 14 2008, 1:05 PM EDT

Att. 9,680 - Rain - 63 F

livebaseballscorecards.com

AB	37
R	9
H	12
RBI	9
BB	3
SO	6
LOB	21

Inning Stats	1	2	3	4	5	6	7	8	9
	R: 0 E: 0 K: 0 S: 2	H: 0 LOB: 0 BB: 1 P: 6	R: 6 E: 0 K: 0 S: 6	H: 3 LOB: 0 BB: 1 P: 14	R: 3 E: 0 K: 0 S: 8	H: 3 LOB: 2 BB: 1 P: 15	R: 0 E: 0 K: 3 S: 11	H: 2 LOB: 2 BB: 0 P: 11	R: 0 E: 0 K: 1 S: 5	H: 0 LOB: 0 BB: 0 P: 5	R: 0 E: 0 K: 0 S: 4	H: 2 LOB: 1 BB: 0 P: 4	R: 0 E: 0 K: 1 S: 5	H: 0 LOB: 0 BB: 0 P: 5	R: 0 E: 0 K: 0 S: 5	H: 2 LOB: 2 BB: 0 P: 5	R: 0 E: 0 K: 1 S: 5	H: 0 LOB: 0 BB: 0 P: 5

1B: 9	SF: 0	WP: 0	PA: 43
2B: 1	SAC: 0	PB: 0	
3B: 0	DP: 2	SB: 0	
HR: 2	HBP: 3	CS: 0	

PITCHER		IP	WLS	BF	H	R	ER	SO	BB	IBB	HBP	BLK	WP	HR	S	P	ERA	WHIP
48 Francisco Del Rosario, R ERA: 5.91	(1, 1)	2.0	L	12	3	6	6	0	2	0	2	0	0	1	8	20	27.00	2.500
60 Shane Youman, L ERA: 8.22	(3, 1)	1.0		8	3	3	3	0	1	0	1	0	0	1	8	15	27.00	4.000
46 John Ennis, R ERA: 9.0	(4, 1)	2.0		8	2	0	0	4	0	0	0	0	0	0	16	16	0.00	1.000
55 Clay Condrey, R ERA: 4.32	(6, 1)	1.0		4	2	0	0	0	0	0	0	0	0	0	4	4	0.00	2.000
62 Carlos Carrasco, R ERA: 6.23	(7, 1)	3.0		11	2	0	0	2	0	0	0	0	0	0	15	15	0.00	0.667

PITCHER	IP	WLS	BF	H	R	ER	SO	BB	IBB	HBP	BLK	WP	HR	S	P	ERA	WHIP

BOTTOM

Atlanta Braves @ Philadelphia Phillies

Bright House Networks Field, Clearwater, FL

Fri Mar 14 2008, 1:05 PM EDT

Att. 9,680 - Rain - 63 F

livebaseballscorecards.com

Batter	1	2	3	4	5	6	7	8	9	AB	R	H	RBI	BB	SO	LOB
11 Jimmy Rollins, S (1, 6) OBP: 0.250, SLG: 0.219	0-0 67 SH1-3 2B		0-0 ① P5		0-0 ③ G6-3		0-0 1-2 2-3 1B			2	0	1	0	0	0	0
29 Ray Olmedo, S (4, 6) OBP: 0.211, SLG: 0.211										2	0	1	0	0	0	1
67 Brandon Watson, L (1, 8) OBP: 0.300, SLG: 0.400	0-0 ① SH1-3 2-3		0-0 ② G6-3			0-0 ① L6 CCC	0-3 ③ K			3	0	0	0	0	1	3
26 Chase Utley, L (1, 4) OBP: 0.273, SLG: 0.433	0-3 ② K SSS		0-0 ③ G4-3			0-0 ② G1-6-3		0-0 ① G6-3		2	0	0	0	0	1	1
74 Casey Smith, R (4, 4) OBP: 0.444, SLG: 0.882										2	0	0	0	0	0	0
6 Ryan Howard, L (1, 3) OBP: 0.395, SLG: 0.722	0-0 ③ F7			0-3 ① K SSS		4-0 BB BBBB		0-0 28 G6-4-3 1B		2	0	0	0	0	1	1
Wes Helms, R (5, 3) OBP: 0.387, SLG: 0.407										1	0	1	0	1	0	0
Pat Burrell, R (1, 7) OBP: 0.297, SLG: 0.419		4-0 BB BBBB 10 G6-3		0-0 ② P5		0-0 ③ L9		0-0 ②③ G6-4-3 1-2f		1	0	0	0	1	0	0
28 Jayson Werth, R (5, 7) OBP: 0.321, SLG: 0.217										2	0	0	0	0	0	2
10 Geoff Jenkins, L (1, 9) OBP: 0.162, SLG: 0.243	0-0 ①② G6-3 1-2f			0-3 ③ K SSS			0-3 ① K SSS		0-3 ① K SSS	2	0	0	0	0	1	1
65 Greg Golson, R (5, 9) OBP: 0.429, SLG: 0.714										2	0	0	0	0	2	0
19 Greg Dobbs, L (1, 5) OBP: 0.294, SLG: 0.531	2-2 HR BCBCX				0-0 ① G3		0-3 ② K SSS		0-0 ② G5-3	4	1	1	1	0	1	0
9 Chris Snelling, L (1, 10) OBP: 0.360, SLG: 0.409	0-0 2B				0-0 ② F8		4-0 29 1B 27 E BB BBBB		0-0 ③ L7	3	0	1	0	1	0	0
27 Chris Coste, R (1, 2) OBP: 0.263, SLG: 0.444	0-0 ③ F8				0-0 2B		0-0 E4 29 1B 1-2			3	0	1	0	0	0	2

	AB	31
	R	1
	H	6
	RBI	1
	BB	3
	SO	7
	LOB	11

Inning Stats	1	2	3	4	5	6	7	8	9
	R: 0 H: 1 E: 0 LOB: 1 K: 1 BB: 0 S: 6 P: 6	R: 1 H: 2 E: 0 LOB: 1 K: 0 BB: 1 S: 6 P: 12	R: 0 H: 0 E: 0 LOB: 0 K: 0 BB: 0 S: 3 P: 3	R: 0 H: 0 E: 0 LOB: 0 K: 2 BB: 0 S: 7 P: 7	R: 0 H: 1 E: 0 LOB: 1 K: 0 BB: 0 S: 4 P: 4	R: 0 H: 0 E: 0 LOB: 1 K: 0 BB: 1 S: 3 P: 7	R: 0 H: 1 E: 1 LOB: 3 K: 3 BB: 1 S: 11 P: 15	R: 0 H: 1 E: 0 LOB: 0 K: 0 BB: 0 S: 3 P: 3	R: 0 H: 0 E: 0 LOB: 0 K: 1 BB: 0 S: 5 P: 5

	1B: 2	SF: 0	WP: 0	PA: 35
	2B: 3	SAC: 1	PB: 0	
	3B: 0	DP: 2	SB: 0	
	HR: 1	HBP: 0	CS: 0	

PITCHER		IP	WLS	BF	H	R	ER	SO	BB	IBB	HBP	BLK	WP	HR	S	P	ERA	WHIP
34 Royce Ring, L ERA: 4.5	(1, 1)	2.0	W	9	3	1	1	1	1	0	0	0	0	1	12	18	4.50	2.000
99 Dan Smith, L ERA:	(3, 1)	2.0		6	0	0	0	2	0	0	0	0	0	0	10	10	0.00	0.000
Will Ohman, L ERA: 3.6	(5, 1)	1.0		4	1	0	0	0	0	0	0	0	0	0	4	4	0.00	1.000
58 Peter Moylan, R ERA:	(6, 1)	1.0		4	0	0	0	0	1	0	0	0	0	0	3	7	0.00	1.000
48 Chris Resop, R ERA: 2.25	(7, 1)	1.0		6	1	0	0	3	1	0	0	0	0	0	11	15	0.00	2.000

PITCHER		IP	WLS	BF	H	R	ER	SO	BB	IBB	HBP	BLK	WP	HR	S	P	ERA	WHIP
98 Vladimir Nunez, R ERA:	(8, 1)	2.0		6	1	0	0	1	0	0	0	0	0	0	8	8	0.00	0.500

Batter	1	2	3	4	5	6	7	8	9	AB	R	H	RBI	BB	SO	LOB
73 Jordan Schafer, L (1, 8) OBP: 0.350, SLG: 0.424	x 0-0 ① G3-1		x 0-0 ③ G4-3			x 0-0 ③ F8	x 0-0 ③ G4-3		x 0-0 1-H 2B	5	0	1	1	0	0	1
19 Yunel Escobar, R (1, 6) OBP: 0.500, SLG: 0.667 Brandon Hicks, R (7, 6) OBP: 0.500, SLG: 0.857	C C C 0-3 ② K			x 0-0 ① G6-3			B B B B 4-0 26 2B 8 2B BB	C C C 0-3 ① K	x 0-0 ③ P4	2	1	0	0	1	1	0
										2	0	0	0	0	1	1
2 Kelly Johnson, L (1, 4) OBP: 0.333, SLG: 0.276 88 J.C. Holt, L (7, 4) OBP: 0.571, SLG: 0.500	x 0-0 ③ P6			x 0-0 ② F8			x 0-0 ① F8	x 0-0 71 G6-3 89 1B 1B		3	0	0	0	0	0	1
										1	0	1	0	0	0	0
26 Joe Borchard, S (1, 7) OBP: 0.387, SLG: 0.655 89 Carl Loadenthal, L (7, 7) OBP: 0.500, SLG: 0.500		x 0-0 ① G4-3		C C C 0-3 ③ K			x 0-0 1-3 8 2B 2B	x 0-0 1-2 71 G6-3 1B		3	1	1	0	0	1	0
										1	0	1	0	0	0	0
8 Javy Lopez, R (1, 2) OBP: 0.259, SLG: 0.478 72 Francisley Bueno, L (7, 1) 71 Tyler Flowers, R (8, PH) OBP: 0.267, SLG: 0.467 (8, 3)		x 0-0 ② G5-3			x 0-0 ① G4-3		x 0-0 2-H 3-H 20 1B 28 WP 2B	x 0-0 ② G6-3 1-2 2-3		3	1	1	2	0	0	0
										0	0	0	0	0	0	0
										1	0	0	0	0	0	2
20 Scott Thorman, L (1, 3) OBP: 0.297, SLG: 0.419 93 Jon Mark Owings, R (8, PH) OBP: 0.333, SLG: 0.667 57 Jorge Campillo, R (8, 1) 76 Ryan Basner, R (8, 1)		x 0-0 E4			S S S 0-3 ② K		x 0-0 28 WP 28 2B 2-3 1B	x 0-0 ③ G2-3		3	1	1	0	0	1	0
										1	0	0	0	0	0	2
										0	0	0	0	0	0	0
										0	0	0	0	0	0	0
28 Brandon Jones, L (1, 9) OBP: 0.341, SLG: 0.212		x 0-0 ③ F8			S S S 0-3 ③ K		B x 1-0 1-H 3-H 5 1B 2B		x 0-0 ① G5-3	4	1	1	1	0	1	1
Van Pope, R (1, 5) OBP: 0.300, SLG: 0.400			S S S 0-3 ① K			x 0-0 ① L5	C C C 0-3 ② K		x 0-0 73 2B 1B	4	1	1	0	0	2	1
49 Jair Jurrjens, R (1, 1)			S S S 0-3 ② K			S S S 0-3 ② K	x 0-0 2-H 1B		x 0-0 ② F8	1	0	0	0	0	1	0
50 Ryan Drese, R (3, 1)										0	0	0	0	0	0	0
40 Jeff Ridgway, R (5, 1)										1	0	0	0	0	1	0
5 Brayan Peña, S (7, PH) OBP: 0.278, SLG: 0.294 (7, 2)										2	0	1	1	0	0	1
Inning Stats	R: 0 E: 0 K: 1 S: 5 H: 0 LOB: 0 BB: 0 P: 5	R: 0 E: 1 K: 0 S: 4 H: 0 LOB: 1 BB: 0 P: 4	R: 0 E: 0 K: 2 S: 7 H: 0 LOB: 0 BB: 0 P: 7	R: 0 E: 0 K: 1 S: 5 H: 0 LOB: 0 BB: 0 P: 5	R: 0 E: 0 K: 2 S: 7 H: 0 LOB: 0 BB: 0 P: 7	R: 0 E: 0 K: 1 S: 5 H: 0 LOB: 0 BB: 0 P: 5	R: 5 E: 0 K: 1 S: 10 H: 5 LOB: 1 BB: 1 P: 15	R: 0 E: 0 K: 1 S: 7 H: 2 LOB: 2 BB: 0 P: 7	R: 1 E: 0 K: 0 S: 5 H: 2 LOB: 1 BB: 0 P: 5	1B: 5 2B: 4 3B: 0 HR: 0	SF: 0 SAC: 0 DP: 0 HBP: 0						

TOP

Atlanta Braves @ Houston Astros

Osceola County Stadium, Kissimmee, FL

Sat Mar 15 2008, 1:05 PM EDT

Att. 3,351 - Partly Cloudy - 77 F

livebaseballscorecards.com

AB	37
R	6
H	9
RBI	5
BB	1
SO	9
LOB	10

WP: 1 PB: 0 SB: 0 CS: 0 PA: 38

PITCHER		IP	WLS	BF	H	R	ER	SO	BB	IBB	HBP	BLK	WP	HR	S	P	ERA	WHIP
44 Roy Oswalt, R ERA: 2.4	(1, 1)	6.0	W	19	0	0	0	7	0	0	0	0	0	0	33	33	0.00	0.000
26 Doug Brocail, R ERA: 19.5	(7, 1)	1.0		9	5	5	5	1	1	0	0	0	1	0	10	15	45.00	6.000
Oscar Villarreal, R ERA:	(8, 1)	1.0		5	2	0	0	1	0	0	0	0	0	0	7	7	0.00	2.000
48 Mike DeJean, R ERA: 10.8	(9, 1)	1.0		5	2	1	1	0	0	0	0	0	0	0	5	5	9.00	2.000

PITCHER	IP	WLS	BF	H	R	ER	SO	BB	IBB	HBP	BLK	WP	HR	S	P	ERA	WHIP

Batter	1	2	3	4	5	6	7	8	9	AB	R	H	RBI	BB	SO	LOB
2 Darin Erstad, L (1, 9) OBP: 0.343, SLG: 0.559	G6-3	F7		G6-3	21 1B 1-2 2-3 1B		K	83 1B 2-H 2B		6	1	2	1	0	1	1
21 Ty Wigginton, R (1, 5) OBP: 0.256, SLG: 0.447 83 Chris Johnson, R (5, PR) OBP: 0.667, SLG: 1.000 (6, 5)	17 G3-1 2B		P2	F7	1-3 2-H 3-H 1B		F8	E 2-H 1B		4 2	0 0	2 1	2 1	0 0	0 0	0 0
17 Lance Berkman, S (1, 3) OBP: 0.406, SLG: 0.815 Alberto Castillo, R (7, 2) OBP: 0.429, SLG: 0.400	G3-1 2-3		BBBB 10 WP 45 BB 10 G6-3 BB	HR P5-3				22 2B 2B P5 1-3		3 2	2 1	1 1	1 0	1 0	0 0	3 1
45 Carlos Lee, R (1, 7) OBP: 0.379, SLG: 0.542 Ray Sadler, R (6, PR) OBP: 0.500, SLG: 0.500 (7, 7)	CCC K		BBBB 10 G6-3 10 WP 1-2 1B BB	G6-3	BBBB 22 G6-3 BB			22 2B 2-3 1B 1B G1-3		2 2	1 1	0 1	0 0	2 0	1 0	1 2
10 Miguel Tejada, R (1, 10) OBP: 0.294, SLG: 0.438 Jesse Garcia, R (8, PH) (9, 10)		1B 2B	BX G6-3 1-3 2-H	BBBBB 1B 22 BB FC4-6 BB	CCC K			P3		3 1	2 0	1 0	1 0	1 0	1 0	2 2
22 José Cruz Jr., S (1, 8) OBP: 0.388, SLG: 0.419		BBBB FC6-4 1B FC6-4 BB	BBBB 1B BB	BBBB FC4-6 1B 1-2 1B BB	X G6-3 1-2			X 1-3 3-H 1B 2B		2	3	1	1	3	0	1
Brad Ausmus, R (1, 2) OBP: 0.476, SLG: 0.550 (7, 3)		1-2 2-H FC6-4 1B	1-3 3-H 1B		1-2 2-3 FC4-6 1B	BBBB BB		P5-3		4	0	3	2	1	0	2
Jonathan Ash, L (1, 4) Osvaldo Fernando, R (8, PH) OBP: 1.000, SLG: 1.000 (9, 4)		1-2f 2-3 FC6-4 FC6-4	F8		1-2f 2-3 3-H FC4-6 2 1B 21 1B 1B	G4-3		2-H 3-H 2B 1B		4 1	1 1	0 1	1 2	0 0	0 0	8 0
Edwin Maysonet, R (1, 6) OBP: 0.667, SLG: 1.125		1-2f 3-H FC6-4		G4-3	1-2 3-H 2 1B 21 1B		G6-3	1-H 2 2B		5	2	2	3	0	0	1
Inning Stats	R: 0 H: 1 E: 0 LOB: 1 K: 1 BB: 0 S: 6 P: 6	R: 2 H: 2 E: 0 LOB: 1 K: 0 BB: 1 S: 5 P: 9	R: 2 H: 1 E: 0 LOB: 2 K: 0 BB: 3 S: 4 P: 17	R: 0 H: 0 E: 0 LOB: 0 K: 0 BB: 0 S: 3 P: 3	R: 5 H: 5 E: 0 LOB: 2 K: 0 BB: 2 S: 8 P: 18	R: 0 H: 0 E: 0 LOB: 2 K: 1 BB: 2 S: 5 P: 13	R: 0 H: 0 E: 0 LOB: 0 K: 1 BB: 0 S: 5 P: 5	R: 6 H: 7 E: 1 LOB: 2 K: 0 BB: 0 S: 11 P: 11		1B: 9 SF: 0 2B: 6 SAC: 0 3B: 0 DP: 0 HR: 1 HBP: 0						

PITCHER		IP	WLS	BF	H	R	ER	SO	BB	IBB	HBP	BLK	WP	HR	S	P	ERA	WHIP
49 Jair Jurrjens, R ERA: 3.86	(1, 1)	2.2	L	16	4	4	4	1	4	0	0	0	1	0	14	31	13.50	3.000
50 Ryan Drese, R ERA: 7.36	(3, 1)	2.0		11	3	5	5	0	2	0	0	0	0	1	9	19	22.50	2.500
40 Jeff Ridgway, L ERA: 1.42	(5, 1)	1.1		8	2	0	0	1	2	0	0	0	0	0	8	16	0.00	3.000
72 Francisley Bueno, L ERA: 2.57	(7, 1)	1.0		3	0	0	0	1	0	0	0	0	0	0	5	5	0.00	0.000
57 Jorge Campillo, R ERA: 14.29	(8, 1)	0.2		8	6	6	6	0	0	0	0	0	0	0	8	8	81.00	9.000

PITCHER		IP	WLS	BF	H	R	ER	SO	BB	IBB	HBP	BLK	WP	HR	S	P	ERA	WHIP
76 Ryan Basner, R ERA:	(8, 1)	0.1		3	1	0	0	0	0	0	0	0	0	0	3	3	0.00	3.000

BOTTOM

Atlanta Braves @ Houston Astros

Osceola County Stadium, Kissimmee, FL

Sat Mar 15 2008, 1:05 PM EDT

Att. 3,351 - Partly Cloudy - 77 F

livebaseballscorecards.com

AB	41
R	15
H	16
RBI	15
BB	8
SO	3
LOB	24

1B: 9 SF: 0
2B: 6 SAC: 0
3B: 0 DP: 0
HR: 1 HBP: 0

WP: 1 PA: 49
PB: 0
SB: 0
CS: 0

Batter	1	2	3	4	5	6	7	8	9	AB	R	H	RBI	BB	SO	LOB
43 Elliot Johnson, S (1, 4) (7, 8) OBP: 0.563, SLG: 0.741	SSS 0-3 ① K		SSS 0-3 ② K		X 0-0 ② SF8 3-H		X 0-0 31 FC1-6 63 BB 1B	X 0-0 HBP 1B 31 1B 1-2 3-H 1B	X 0-0 1-3 2-H 1B	5	1	3	3	0	2	0
63 Jon Weber, L (1, 8) OBP: 0.300, SLG: 0.346	X 0-0 ② G4-3		X 0-0 ③ G5-3		X 0-0 E3 23 HR		BBBB 4-0 31 FC1-6 1-2 BB	X 0-0 31 1B HBP 52 SF7 1-2 2-H 1B	X 0-0 ② P4	3	1	0	0	1	0	0
Jeff Bannon, R (7, 4) OBP: 0.500, SLG: 0.500										2	1	1	1	0	0	2
23 Carlos Pena, L (1, 3) OBP: 0.500, SLG: 0.696	X 0-0 1B			X 0-0 ① G2	B X 1-0 1-H HR		CCC 0-3 ① K	H 1-0 3 WP 31 1B 1-2 2-3 HBP	CCC 0-3 ③ K	3	1	2	2	0	0	0
Gabriel Martinez, L (6, 3)										2	0	0	0	0	2	4
31 Jonny Gomes, R (1, 9) OBP: 0.333, SLG: 0.536	SSS 0-3 ③ K			X 0-0 ② P4	X 0-0 ③ L5		X 0-0 ② FC1-6 1-2f 2-3	X 0-0 3 WP 1-2 2-3 3-H 1B		3	0	0	0	0	1	1
31 Jeremy Owens, R (6, 9) OBP: 0.500, SLG: 0.500										2	0	1	1	0	0	2
30 Dioner Navarro, S (1, 2) OBP: 0.400, SLG: 0.478		X 0-0 1B		X 0-0 ③ G4-3		X 0-0 3 1B 1B	X 0-0 ③ G4-3	X 0-0 ② SF7 3-H		3	0	2	0	0	0	0
27 Scott Dohmann, R (6, 1)										1	0	0	0	0	0	2
52 John Matulia, L (8, PH) (8, 7)										0	0	0	1	0	0	0
3 Evan Longoria, R (1, 5) OBP: 0.486, SLG: 0.704		X 0-0 ① P4			BBBB 4-0 26 BB 67 2B BB	X 0-0 1-2 1B		67 G4-3 26 HBP 9 1B BB L8 1-0 ③ 1-2 2-3		3	2	1	0	2	0	3
26 John Rodriguez, L (1, 7) OBP: 0.300, SLG: 0.206		X 0-0 ② F9			BBBB 4-0 1-2 67 2B BB	X 0-0 ① P6		H 1-0 9 1B 67 G4-3 1-2 43 1B HBP	H 1-0 9 HBP 43 1B HBP	2	2	0	0	1	0	3
24 Kurt Birkins, L (8, 1)										0	0	0	0	0	0	0
56 Calvin Medlock, R (8, 1)										0	0	0	0	0	0	0
Erold Andrus, S (9, PH)										0	1	0	0	0	0	0
34 Dale Thayer, R (9, 1)										0	0	0	0	0	0	0
67 Reid Brignac, L (1, 6) OBP: 0.261, SLG: 0.238		X 0-0 ③ G3			X 0-0 49 SH1 1-H 2-H 43 SF8 2B	X 0-0 ② F9		X 0-0 ① SSS G4-3 1-2 2-3	0-3 ① K	5	1	1	2	0	1	6
49 Jason Hammel, R (1, 1)		CCC 0-3 ① K			X 0-0 ① SH1 2-3	X 0-0 ③ L8		X 0-0 43 1B 1B 2-3 3-H 1B	H 1-0 43 1B 1-2 HBP	1	0	0	0	0	1	0
9 Shawn Riggans, R (6, PH) OBP: 0.294, SLG: 0.200										2	1	1	1	0	0	2
(6, 2)																
Alex Jamieson, L (9, PR)										0	0	0	0	0	0	0
(9, 2)																
Inning Stats	R: 0 E: 0 K: 2 S: 8 H: 1 LOB: 1 BB: 0 P: 8	R: 0 E: 0 K: 0 S: 4 H: 1 LOB: 1 BB: 0 P: 4	R: 0 E: 0 K: 2 S: 7 H: 0 LOB: 0 BB: 0 P: 7	R: 0 E: 0 K: 0 S: 3 H: 0 LOB: 0 BB: 0 P: 3	R: 5 E: 1 K: 0 S: 6 H: 2 LOB: 0 BB: 2 P: 15	R: 0 E: 0 K: 0 S: 5 H: 2 LOB: 2 BB: 0 P: 5	R: 0 E: 0 K: 1 S: 6 H: 1 LOB: 2 BB: 1 P: 10	R: 5 E: 0 K: 0 S: 7 H: 4 LOB: 2 BB: 1 P: 14	R: 1 E: 0 K: 2 S: 8 H: 1 LOB: 2 BB: 0 P: 10	1B: 10 2B: 1 3B: 0 HR: 1 SF: 2 SAC: 1 DP: 0 HBP: 4							

TOP

Tampa Bay Rays @ Atlanta Braves

Champion Stadium, Lake Buena Vista, FL

Sat Mar 15 2008, 1:05 PM EDT

Att. 8,297 - Cloudy - 81 F

livebaseballscorecards.com

AB	37
R	11
H	12
RBI	11
BB	4
SO	7
LOB	25

PITCHER		IP	WLS	BF	H	R	ER	SO	BB	IBB	HBP	BLK	WP	HR	S	P	ERA	WHIP
29 John Smoltz, R ERA: 5.79	(1, 1)	4.2		21	4	5	3	4	2	0	0	0	0	1	27	36	5.79	1.286
87 Sung Ki Jung, R ERA: 6.75	(5, 1)	0.1		1	0	0	0	0	0	0	0	0	0	0	1	1	0.00	0.000
39 Rafael Soriano, R ERA:	(6, 1)	1.0		5	2	0	0	0	0	0	0	0	0	0	5	5	0.00	2.000
46 Manny Acosta, R ERA: 2.7	(7, 1)	1.0		5	1	0	0	1	1	0	0	0	0	0	6	10	0.00	2.000
Tyler Yates, R ERA: 12.6	(8, 1)	0.1		6	3	5	5	0	1	0	1	0	0	0	4	9	135.00	12.000

PITCHER		IP	WLS	BF	H	R	ER	SO	BB	IBB	HBP	BLK	WP	HR	S	P	ERA	WHIP
98 Jonathon Rouwenhorst, L ERA: 3.86	(8, 1)	0.2		4	1	0	0	0	0	0	1	0	1	0	3	5	0.00	1.500
56 Blaine Boyer, R ERA: 1.0	(9, 1)	1.0	L	6	1	1	1	2	0	0	2	0	0	0	8	10	9.00	1.000

BOTTOM

Batter	1	2	3	4	5	6	7	8	9	AB	R	H	RBI	BB	SO	LOB
22 Josh Anderson, L (1, 7)	CCC 0-3 ① K		x 0-0 ② G4-3		x 0-0 ③ G3-1		SSS 0-3 ② K	x 0-0 1-H 2-H 3-H HR		3	0	0	0	0	1	0
39 Rafael Soriano, R (6, 1)										0	0	0	0	0	0	0
46 Manny Acosta, R (7, 1)										0	0	0	0	0	0	0
27 Corky Miller, R (7, PH) (8, 2) OBP: 0.214, SLG: 0.462										2	1	1	4	0	1	1
11 Mark Kotsay, L (1, 8) OBP: 0.344, SLG: 0.310	x 0-0 ② F8		BBBB 4-0 BB			x 0-0 ① G4-3	x 0-0 ③ FC5-4 1-2f	x 0-0 ② F7		2	0	0	0	1	0	0
Gorkys Hernández, R (7, 8) OBP: 0.333, SLG: 0.333										2	0	0	0	0	0	1
10 Chipper Jones, S (1, 5) OBP: 0.520, SLG: 0.550	BBBB 4-0 1B BB		x 0-0 ③ L7			x 0-0 ② G3-1		18 BB 77 1B 14 2B BB; 0-0 G5-3		2	0	0	0	1	0	1
78 Wes Timmons, R (7, 5) OBP: 0.333, SLG: 0.400										1	1	0	0	1	0	0
56 Blaine Boyer, R (9, 1) OBP: 0.500, SLG: 0.500										0	0	0	0	0	0	0
Mark Teixeira, S (1, 3) OBP: 0.344, SLG: 0.414	x 0-0 1-2 1B			SSS 0-3 ① K		SSS 0-3 ③ K		x 0-0 18 BB 14 2B 1-2 1B	x 0-0 E6 67 1B WP	3	0	1	0	0	2	0
77 Barbaro Canizares, R (7, 3) OBP: 0.200, SLG: 0.200										2	1	1	0	0	0	0
16 Brian McCann, L (1, 2) OBP: 0.333, SLG: 0.462	x 0-0 ③ F9			x 0-0 7 1B 1B			x 0-0 ① 7 1B 14 2B 1B	x 0-0 P5	x SSS 0-3 ① 1-2 K	3	1	2	0	0	0	2
Reggie Taylor, L (8, 9)										2	0	0	0	0	1	3
7 Jeff Francoeur, R (1, 9) OBP: 0.333, SLG: 0.514		x 0-0 ① F8		x 0-0 14 G1-6-3 1-2 1B			x 0-0 14 2B 1 1B 1-2 1B	BBBB 4-0 14 2B 1 BB 1-2 2-3 BB	x 0-0 14 G6-4-3 2-3 1B	3	1	2	0	0	0	0
Tyler Yates, R (8, 1)										0	0	0	0	0	0	0
98 Jonathon Rouwenhorst, L (8, 1)										0	0	0	0	0	0	0
18 Clint Sammons, R (8, PH) OBP: 0.286, SLG: 0.385										0	1	0	0	1	0	0
67 Javier Guzman, S (9, 5) OBP: 0.294, SLG: 0.200										1	0	1	0	0	0	0
14 Martín Prado, R (1, 6) OBP: 0.370, SLG: 0.408		x 0-0 ② G6-3		x 0-0 ② ③ G1-6-3 1-2f			x 0-0 1 1B 1-3 2-H 2B	x 0-0 1 BB 27 HR 1-3 2-H 3-H 2B	x 0-0 ② ③ G6-4-3 1-2f	5	2	2	3	0	0	4
68 Brent Lillibridge, R (1, 4) OBP: 0.340, SLG: 0.325		x 0-0 ③ P4			SSS 0-3 ① K		SSS 0-3 ① K	H 1-0 1 BB 27 HR HBP		3	1	0	0	0	2	2
29 John Smoltz, R (1, 1)			x 0-0 ① G3		x 0-0 ② G1-3		x 0-0 FC5-4 2-H 3-H 1B	BBBB 4-0 1-2 2-3 3-H 27 HR BB		1	0	0	0	0	0	0
87 Sung Ki Jung, R (5, 1)										0	0	0	0	0	0	0
1 Grégor Blanco, L (5, PH) (6, 7) OBP: 0.536, SLG: 0.526										2	1	1	3	1	0	0
Inning Stats	R: 0 E: 0 K: 1 S: 6 H: 1 LOB: 2 BB: 1 P: 10	R: 0 E: 0 K: 0 S: 3 H: 0 LOB: 0 BB: 0 P: 3	R: 0 E: 0 K: 0 S: 3 H: 0 LOB: 1 BB: 1 P: 7	R: 0 E: 0 K: 1 S: 6 H: 2 LOB: 1 BB: 0 P: 6	R: 0 E: 0 K: 1 S: 5 H: 0 LOB: 0 BB: 0 P: 5	R: 0 E: 0 K: 1 S: 5 H: 0 LOB: 0 BB: 0 P: 5	R: 3 E: 0 K: 2 S: 11 H: 4 LOB: 1 BB: 0 P: 11	R: 7 E: 0 K: 0 S: 6 H: 3 LOB: 0 BB: 3 P: 19	R: 0 E: 1 K: 1 S: 6 H: 1 LOB: 1 BB: 0 P: 6	1B: 8 2B: 2 3B: 0 HR: 1	SF: 0 SAC: 0 DP: 2 HBP: 1						

PITCHER	IP	WLS	BF	H	R	ER	SO	BB	IBB	HBP	BLK	WP	HR	S	P	ERA	WHIP
49 Jason Hammel, R (1, 1) ERA: 8.1	5.0		19	3	0	0	3	2	0	0	0	0	0	23	31	0.00	1.000
27 Scott Dohmann, R (6, 1) ERA: 9.0	2.0		10	4	3	3	3	0	0	0	0	0	0	16	16	13.50	2.000
24 Kurt Birkins, L (8, 1) ERA: 7.2	0.0		2	1	2	2	0	1	0	0	0	0	0	1	5	∞	∞
56 Calvin Medlock, R (8, 1) ERA: 11.25	1.0	W	8	2	5	5	0	2	0	1	0	0	1	5	14	45.00	4.000
34 Dale Thayer, R (9, 1) ERA:	1.0	S	4	1	0	0	1	0	0	0	0	1	0	6	6	0.00	1.000

PITCHER	IP	WLS	BF	H	R	ER	SO	BB	IBB	HBP	BLK	WP	HR	S	P	ERA	WHIP

Tampa Bay Rays @ Atlanta Braves

Champion Stadium, Lake Buena Vista, FL

Sat Mar 15 2008, 1:05 PM EDT

Att. 8,297 - Cloudy - 81 F

livebaseballscorecards.com

AB	37
R	10
H	11
RBI	10
BB	5
SO	7
LOB	14

1B: 8 2B: 2 3B: 0 HR: 1 SF: 0 SAC: 0 DP: 2 HBP: 1

WP: 1 PB: 0 SB: 0 CS: 0 PA: 43

Atlanta Braves @ St. Louis Cardinals

Roger Dean Stadium, Jupiter, FL

Sun Mar 16 2008, 1:05 PM EDT

Att. 7,798 - Cloudy - 81 F

TOP

livebaseballscorecards.com

Batter	1	2	3	4	5	6	7	8	9	AB	R	H	RBI	BB	SO	LOB
2 Kelly Johnson, L (1, 4) OBP: 0.333, SLG: 0.281	P4		19 HR 1B		G6-3			93 FC4-6 1B		3	1	1	0	0	0	0
78 Wes Timmons, R (5, 4) OBP: 0.429, SLG: 0.500										1	0	1	0	0	0	0
19 Yunel Escobar, R (1, 6) OBP: 0.486, SLG: 0.722	G6-3		1-H HR			F9		FC4-6 1-2f		3	1	1	2	0	0	0
93 John Nelson, R (6, 6)										1	0	0	0	0	0	1
10 Chipper Jones, S (1, 5) OBP: 0.500, SLG: 0.652	HR		P5			G3-1			K	3	1	1	1	0	0	0
Van Pope, R (6, 5) OBP: 0.273, SLG: 0.364										1	0	0	0	0	1	0
Mark Teixeira, S (1, 3) OBP: 0.314, SLG: 0.375	G4-3			K		F8			K	3	0	0	0	0	1	0
30 Jeff Bennett, R (6, 1)										0	0	0	0	0	0	0
28 Brandon Jones, L (8, 7) OBP: 0.333, SLG: 0.206										1	0	0	0	0	1	0
16 Brian McCann, L (1, 2) OBP: 0.300, SLG: 0.414		G4-3		K			F8		2B	3	0	0	0	0	1	0
18 Clint Sammons, R (7, 2) OBP: 0.333, SLG: 0.500										1	0	1	0	0	0	0
7 Jeff Francoeur, R (1, 9) OBP: 0.351, SLG: 0.514		11 G4-6-3 HBP		11 S BB			F9		G3	0	0	0	0	0	0	0
1 Grégor Blanco, L (2, PR) OBP: 0.516, SLG: 0.476										2	0	0	0	1	0	1
(2, 9)																
11 Mark Kotsay, L (1, 8) OBP: 0.314, SLG: 0.281		G4-6-3 1-2f		1 SAFE F8 1-2			F7			3	0	0	0	0	0	2
22 Josh Anderson, L (7, 8) OBP: 0.314, SLG: 0.333										0	0	0	0	0	0	0
23 Matt Diaz, R (1, 7) OBP: 0.424, SLG: 0.452			L7		47 G6-4-3 1B			G5-3		3	0	1	0	0	0	0
Will Ohman, L (8, 1)										0	0	0	0	0	0	0
34 Royce Ring, L (9, 1)										0	0	0	0	0	0	0
47 Tom Glavine, L (1, 1)			K		G6-4-3 1-2f			F8		2	0	0	0	0	1	1
20 Scott Thorman, L (6, 3) OBP: 0.289, SLG: 0.406										1	0	0	0	0	0	0

	AB	31
	R	3
	H	6
	RBI	3
	BB	1
	SO	5
	LOB	5

Inning Stats	1	2	3	4	5	6	7	8	9
	R: 1 E: 0 K: 0 S: 8	H: 1 LOB: 0 BB: 0 P: 10	R: 0 E: 0 K: 0 S: 7	H: 0 LOB: 1 BB: 0 P: 12	R: 2 E: 0 K: 1 S: 12	H: 2 LOB: 0 BB: 0 P: 20	R: 0 E: 0 K: 2 S: 12	H: 0 LOB: 1 BB: 1 P: 19	R: 0 E: 0 K: 0 S: 5	H: 1 LOB: 0 BB: 0 P: 9	R: 0 E: 0 K: 0 S: 6	H: 0 LOB: 0 BB: 0 P: 9	R: 0 E: 0 K: 0 S: 5	H: 0 LOB: 0 BB: 0 P: 8	R: 0 E: 0 K: 0 S: 4	H: 1 LOB: 1 BB: 0 P: 4	R: 0 E: 0 K: 2 S: 8	H: 1 LOB: 1 BB: 0 P: 8

| | | | | | | | | | | | | | | | |

BOTTOM

Batter	1	2	3	4	5	6	7	8	9	AB	R	H	RBI	BB	SO	LOB
55 Skip Schumaker, L (1, 9) OBP: 0.391, SLG: 0.452	C B F B F S 2-3 ① K	C X 0-1 54 2B 5 G4-3 1B	B X 1-0 ③ G4-3			X 0-0 ③ G4-3		B C B C C 3-3 ③ K	4	1	1	0	0	1	1
64 Jason Motte, R (6, 7)										0	0	0	0	0	0	0
47 Ryan Ludwick, R (8, 1) OBP: 0.357, SLG: 0.513										1	0	0	0	0	1	2
54 Brian Barton, R (1, 7) OBP: 0.391, SLG: 0.674	T X 0-1 ② F9	C B 1 SAFE C B X 2-2 5 G4-3 1-3 2B			B F S X 1-2 ① F9			X 0-0 ① F8		3	0	1	0	0	0	0
13 Brendan Ryan, R (6, 5) OBP: 0.368, SLG: 0.364										1	0	0	0	0	0	0
(8, 6)																
5 Albert Pujols, R (1, 3) OBP: 0.467, SLG: 0.816	B B C X 2-1 E6 8 1B	F F B B X 2-2 ① G4-3 2-3 3-H			C F B F F B X 2-2 ② G1-3			X 0-0 24 1B 1B		4	0	1	1	0	0	1
88 Joe Mather, R (8, PR) OBP: 0.381, SLG: 0.500										0	0	0	0	0	0	0
(9, 7)																
8 Troy Glaus, R (1, 5) OBP: 0.442, SLG: 0.429	C C F B B B X 3-2 1-2 1B	C B D B B B 4-1 24 G4-6-3 BB			X 0-0 ③ F9			C C C 0-3 ② K		2	0	1	0	1	0	0
78 Chris Perez, R (6, 1)										0	0	0	0	0	0	0
28 D'Angelo Jimenez, S (8, 5) OBP: 0.263, SLG: 0.375										1	0	0	0	0	1	1
24 Rick Ankiel, L (1, 8) OBP: 0.413, SLG: 0.605	F D X 1-1 ③ G3-1	X 0-0 ② ③ G4-6-3 1-2f				B C C C X 1-2 F8-5 4 G6-3 1B		X 0-0 21 CS 1-3 1B		4	0	2	0	0	0	4
(6, 9)																
56 Kelvin Jimenez, R (9, 1)										0	0	0	0	0	0	0
4 Yadier Molina, R (1, 2) OBP: 0.231, SLG: 0.308	X 0-0 ① F9		B C C B X 2-2 ① G6-3			C B X 1-1 ① G6-3 1-2		B 1-0 ③ CS 1-2	X 0-0 ① L8	3	0	0	0	0	0	1
21 Jason LaRue, R (8, 2) OBP: 0.321, SLG: 0.250										1	0	0	0	0	0	0
Adam Kennedy, L (1, 4) OBP: 0.368, SLG: 0.405	X 0-0 3 S 1B		C B S B X 2-2 37 G6-3 3 3B 2B			C X 0-1 ② ③ F8-5 2-3			C C C 0-3 ② K	3	1	2	0	0	0	1
Aaron Miles, S (7, 4) OBP: 0.263, SLG: 0.188										1	0	0	0	0	1	0
37 Todd Wellemeyer, R (1, 1)	L F L F 0-3 ② K		B C S B F X 2-2 ② G6-3 2-3				X 0-0 ① G4-3		B B B B 4-0 16 BB BB	2	0	0	0	0	1	2
84 Colby Rasmus, L (6, 8) OBP: 0.500, SLG: 0.567										1	0	0	0	1	0	0
3 Cesar Izturis, S (1, 6) OBP: 0.194, SLG: 0.265	B C F S 1-3 ③ K 1-2	X 0-0 3-H 3B					X 0-0 ② G6-3		B B B B 4-0 1-2 BB	2	0	1	1	0	1	1
16 Chris Duncan, L (7, PH) OBP: 0.258, SLG: 0.042										1	0	0	0	1	0	0
(8, 7)																
(9, 3)																
Inning Stats	R: 0 H: 1 E: 1 LOB: 2 K: 1 BB: 0 S: 14 P: 22	R: 0 H: 1 E: 0 LOB: 1 K: 2 BB: 0 S: 8 P: 9	R: 1 H: 2 E: 0 LOB: 1 K: 0 BB: 1 S: 10 P: 18	R: 1 H: 2 E: 0 LOB: 1 K: 0 BB: 0 S: 12 P: 19	R: 0 H: 0 E: 0 LOB: 0 K: 0 BB: 0 S: 9 P: 12	R: 0 H: 1 E: 0 LOB: 0 K: 0 BB: 0 S: 7 P: 9	R: 0 H: 0 E: 0 LOB: 0 K: 0 BB: 0 S: 3 P: 3	R: 0 H: 2 E: 0 LOB: 2 K: 1 BB: 0 S: 6 P: 7	R: 0 H: 0 E: 0 LOB: 2 K: 2 BB: 2 S: 7 P: 18	1B: 6 SF: 0 2B: 3 SAC: 0 3B: 1 DP: 2 HR: 0 HBP: 0						

PITCHER		IP	WLS	BF	H	R	ER	SO	BB	IBB	HBP	BLK	WP	HR	S	P	ERA	WHIP
47 Tom Glavine, L ERA: 3.29	(1, 1)	5.0	W	22	6	2	2	3	1	0	0	0	0	0	53	80	3.60	1.400
30 Jeff Bennett, R ERA: 3.86	(6, 1)	2.0	H	6	1	0	0	0	0	0	0	0	0	0	10	12	0.00	0.500
Will Ohman, L ERA: 3.0	(8, 1)	1.0	H	4	2	0	0	1	0	0	0	0	0	0	6	7	0.00	2.000
34 Royce Ring, L ERA: 3.86	(9, 1)	1.0	S	5	0	0	0	2	2	0	0	0	0	0	7	18	0.00	2.000

PITCHER	IP	WLS	BF	H	R	ER	SO	BB	IBB	HBP	BLK	WP	HR	S	P	ERA	WHIP

Atlanta Braves @ St. Louis Cardinals

Roger Dean Stadium, Jupiter, FL

Sun Mar 16 2008, 1:05 PM EDT

Att. 7,798 - Cloudy - 81 F

livebaseballscorecards.com

AB	34
R	2
H	9
RBI	2
BB	3
SO	6
LOB	14

WP: 0 PA: 38
PB: 0
SB: 1
CS: 1

Batter	1	2	3	4	5	6	7	8	9	AB	R	H	RBI	BB	SO	LOB
2 Kelly Johnson, L (1, 4) OBP: 0.333, SLG: 0.286	G4-3		P3		E6 22 1B 2-H 1B		2-H 2B			3	0	1	0	0	0	1
68 Brent Lillibridge, R (5, 6) OBP: 0.354, SLG: 0.366										1	0	1	1	0	0	0
11 Mark Kotsay, L (1, 8) OBP: 0.324, SLG: 0.294	10 G4-3 1B		L6		78 G6-4-3 2-3 1B		F9			2	0	1	0	0	0	1
22 Josh Anderson, L (3, 8) OBP: 0.324, SLG: 0.343										2	0	1	0	0	0	1
10 Chipper Jones, S (1, 5) OBP: 0.467, SLG: 0.600	C 1 SAFE G4-3 1-2			G4-3	G6-4-3 1-2f			K		2	0	0	0	0	0	1
78 Wes Timmons, R (4, 5) OBP: 0.333, SLG: 0.375										2	0	0	0	0	1	2
Mark Teixeira, S (1, 3) OBP: 0.297, SLG: 0.353		G5-3		E6 8 BB		G3-1		P5		2	0	0	0	0	0	0
20 Scott Thorman, L (4, 3) OBP: 0.275, SLG: 0.382										2	0	0	0	0	0	0
8 Javy Lopez, R (1, 2) OBP: 0.300, SLG: 0.480		1B		BB 1-2		G6-3		G5-3		2	0	1	0	1	0	0
56 Blaine Boyer, R (6, 1) OBP: 0.500, SLG: 0.500										0	0	0	0	0	0	0
72 Francisley Bueno, L (7, 1)										0	0	0	0	0	0	0
23 Matt Diaz, R (8, PH) OBP: 0.412, SLG: 0.438										1	0	0	0	0	0	0
57 Jorge Campillo, R (8, 1)										0	0	0	0	0	0	0
26 Joe Borchard, S (1, 7) OBP: 0.364, SLG: 0.613		F9		K		G4-3			E3	2	0	0	0	0	1	3
28 Brandon Jones, L (4, 7) OBP: 0.318, SLG: 0.194										2	0	0	0	0	0	0
73 Jordan Schafer, L (1, 9) OBP: 0.341, SLG: 0.405		F7		K			27 G3 68 2B 1B		F8	4	1	1	0	0	1	4
14 Martin Prado, R (1, 6) OBP: 0.386, SLG: 0.442			32 SH1-4 2B		32 SH1 2 E 1B		K		K	3	1	2	0	0	1	1
(5, 4)																
93 John Nelson, R (7, 4)										1	0	0	0	0	1	1
32 Mike Hampton, R (1, 1)			SH1-4 2-3		SH1 1-2		G3 1-2		G5-3	0	0	0	0	0	0	0
58 Peter Moylan, R (5, 1)										0	0	0	0	0	0	0
27 Corky Miller, R (6, 2) OBP: 0.188, SLG: 0.400										2	0	0	0	0	0	2

TOP

Atlanta Braves @ St. Louis Cardinals

Roger Dean Stadium, Jupiter, FL

Mon Mar 17 2008, 1:05 PM EDT

Att. 7,243 - Sunny - 76 F

livebaseballscorecards.com

AB	33
R	2
H	8
RBI	1
BB	1
SO	5
LOB	17

Inning Stats	1	2	3	4	5	6	7	8	9
	R: 0 E: 0 K: 0 S: 4	H: 1 LOB: 0 BB: 0 P: 4	R: 0 E: 0 K: 0 S: 4	H: 1 LOB: 1 BB: 0 P: 4	R: 0 E: 0 K: 0 S: 4	H: 1 LOB: 1 BB: 0 P: 4	R: 0 E: 1 K: 2 S: 8	H: 0 LOB: 2 BB: 1 P: 12	R: 1 E: 1 K: 0 S: 5	H: 3 LOB: 1 BB: 0 P: 5	R: 0 E: 0 K: 0 S: 3	H: 0 LOB: 0 BB: 0 P: 3	R: 1 E: 0 K: 1 S: 7	H: 2 LOB: 1 BB: 0 P: 7	R: 0 E: 0 K: 1 S: 5	H: 0 LOB: 0 BB: 0 P: 5	R: 0 E: 1 K: 1 S: 6	H: 0 LOB: 1 BB: 0 P: 6

1B: 6	SF: 0	WP: 0
2B: 2	SAC: 2	PB: 0
3B: 0	DP: 1	SB: 0
HR: 0	HBP: 0	CS: 0

PA: 36

PITCHER	IP	WLS	BF	H	R	ER	SO	BB	IBB	HBP	BLK	WP	HR	S	P	ERA	WHIP
23 Anthony Reyes, R (1, 1) ERA: 4.85	4.0		16	3	0	0	2	1	0	0	0	0	0	20	24	0.00	1.000
27 Ron Villone, L (5, 1) ERA: 1.35	1.0		5	3	1	1	0	0	0	0	0	0	0	5	5	9.00	3.000
36 Russ Springer, R (6, 1) ERA: 1.93	1.0	W	3	0	0	0	0	0	0	0	0	0	0	3	3	0.00	0.000
34 Randy Flores, L (7, 1) ERA: 2.57	1.0	H	5	2	1	1	1	0	0	0	0	0	0	7	7	9.00	2.000
40 Cliff Politte, R (8, 1) ERA: 12.46	1.0	H	3	0	0	0	1	0	0	0	0	0	0	5	5	0.00	0.000

PITCHER	IP	WLS	BF	H	R	ER	SO	BB	IBB	HBP	BLK	WP	HR	S	P	ERA	WHIP
46 Kyle McClellan, R (9, 1) ERA: 2.35	1.0	S	4	0	0	0	1	0	0	0	0	0	0	6	6	0.00	0.000

BOTTOM

Atlanta Braves @ St. Louis Cardinals

Roger Dean Stadium, Jupiter, FL

Mon Mar 17 2008, 1:05 PM EDT

Att. 7,243 - Sunny - 76 F

livebaseballscorecards.com

Batter	1	2	3	4	5	6	7	8	9	AB	R	H	RBI	BB	SO	LOB
84 Colby Rasmus, L (1, 8) OBP: 0.467, SLG: 0.515	C C C 0-3 ① K		x 0-0 ③ G4-3		x 0-0 ③ G4-3		B B B 4-0 CS 1B BB			3	0	0	0	0	1	1
34 Randy Flores, L (7, 1)										0	0	0	0	0	0	0
54 Brian Barton, R (7, PH) OBP: 0.404, SLG: 0.674										0	1	0	0	1	0	0
40 Cliff Politte, R (8, 1)										0	0	0	0	0	0	0
55 Skip Schumaker, L (9, 9) OBP: 0.391, SLG: 0.452										0	0	0	0	0	0	0
3 Cesar Izturis, S (1, 6) OBP: 0.184, SLG: 0.250	C C C 0-3 ② K			x 0-0 ① G6-3		x 0-0 16 FC4-6 1B	1 SAFE x 0-0 ② 1-H 2-3 1B			2	0	0	0	0	1	0
Aaron Miles, S (5, 4) OBP: 0.300, SLG: 0.235										2	0	2	1	0	0	0
5 Albert Pujols, R (1, 3) OBP: 0.447, SLG: 0.775	x 0-0 ③ G5-3			x 0-0 ② G6-3		x 0-0 ① FC4-6 28 1B 24 2B 1-2f	x 0-0 ③ G6-3			2	0	0	0	0	0	0
27 Ron Villone, L (5, 1)										0	0	0	0	0	0	0
36 Russ Springer, R (6, 1)										0	0	0	0	0	0	0
16 Chris Duncan, L (6, PH) OBP: 0.242, SLG: 0.038										2	1	0	0	0	0	2
(7, 3)																
8 Troy Glaus, R (1, 5) OBP: 0.467, SLG: 0.472		x 0-0 24 G4-3 21 F9-2 2B		B B B 4-0 BB		x 0-0 24 2B 1-3 1B		x 0-0 ① F9		1	0	1	0	1	0	0
28 D'Angelo Jimenez, S (4, PR) OBP: 0.286, SLG: 0.389										2	1	1	0	0	0	0
(5, 5)																
24 Rick Ankiel, L (1, 9) OBP: 0.400, SLG: 0.596		x 0-0 ① G4-3 2-3		x 0-0 ③ F7		x 0-0 2-H 3-H 2B		x 0-0 ② P6		4	0	1	2	0	0	2
(7, 8)																
47 Ryan Ludwick, R (1, 7) OBP: 0.370, SLG: 0.488		B B B 4-0 BB			B B B 4-0 88 2B BB	x 0-0 ② F7		x 0-0 ③ P3		2	1	0	0	2	0	1
(7, 9)																
46 Kyle McClellan, R (9, 1)										0	0	0	0	0	0	0
21 Jason LaRue, R (1, 2) OBP: 0.290, SLG: 0.222		x 0-0 ② ③ F9-2 3-H			C C C 0-3 ① K	x 0-0 ③ F7				3	0	0	0	0	1	4
23 Anthony Reyes, R (1, 1)			x 0-0 ① G1-6-3		x 0-0 13 G4-3 1-H 2B		x 0-0 ① P4			1	0	0	0	0	0	0
88 Joe Mather, R (5, 3) OBP: 0.386, SLG: 0.526										2	0	1	1	0	0	0
(7, 7)																
13 Brendan Ryan, R (1, 4) OBP: 0.366, SLG: 0.389			x 0-0 ② G6-3		x 0-0 ② G4-3 2-3		x 0-0 CS 2B			3	0	1	0	0	0	1
(5, 6)																
Inning Stats	R: 0 E: 0 K: 2 S: 7 H: 0 LOB: 0 BB: 0 P: 7	R: 0 E: 0 K: 0 S: 3 H: 1 LOB: 1 BB: 1 P: 7	R: 0 E: 0 K: 0 S: 3 H: 0 LOB: 0 BB: 0 P: 3	R: 0 E: 0 K: 0 S: 3 H: 0 LOB: 1 BB: 1 P: 7	R: 1 E: 0 K: 1 S: 6 H: 1 LOB: 1 BB: 1 P: 10	R: 2 E: 0 K: 0 S: 6 H: 3 LOB: 1 BB: 0 P: 6	R: 1 E: 0 K: 0 S: 4 H: 2 LOB: 1 BB: 1 P: 8	R: 0 E: 0 K: 0 S: 3 H: 0 LOB: 0 BB: 0 P: 3		1B: 3 2B: 5 3B: 0 HR: 0	SF: 0 SAC: 0 DP: 1 HBP: 0						

	AB	29
	R	4
	H	7
	RBI	4
	BB	4
	SO	3
	LOB	11

WP: 0 PB: 0 SB: 0 CS: 2 PA: 33

PITCHER		IP	WLS	BF	H	R	ER	SO	BB	IBB	HBP	BLK	WP	HR	S	P	ERA	WHIP
32 Mike Hampton, L ERA: 1.17	(1, 1)	4.1		17	2	1	1	3	3	0	0	0	0	0	20	32	2.08	1.154
58 Peter Moylan, R ERA:	(5, 1)	0.2		2	0	0	0	0	0	0	0	0	0	0	2	2	0.00	0.000
56 Blaine Boyer, R ERA: 2.7	(6, 1)	1.0	L	6	3	2	2	0	0	0	0	0	0	0	6	6	18.00	3.000
72 Francisley Bueno, L ERA: 3.38	(7, 1)	1.0		5	2	1	1	0	1	0	0	0	0	0	4	8	9.00	3.000
57 Jorge Campillo, R ERA: 12.15	(8, 1)	1.0		3	0	0	0	0	0	0	0	0	0	0	3	3	0.00	0.000

PITCHER	IP	WLS	BF	H	R	ER	SO	BB	IBB	HBP	BLK	WP	HR	S	P	ERA	WHIP

Atlanta Braves @ Houston Astros

Osceola County Stadium, Kissimmee, FL

Wed Mar 19 2008, 7:05 PM EDT

Att. 6,409 - Partly Cloudy - 84 F

TOP

livebaseballscorecards.com

Batter	1	2	3	4	5	6	7	8	9	AB	R	H	RBI	BB	SO	LOB
2 Kelly Johnson, L (1, 4) OBP: 0.310, SLG: 0.263	F7		K		G1-3		G4-3	K		3	0	0	0	0	1	0
48 Chris Resop, R (5, 1)										0	0	0	0	0	0	0
20 Scott Thorman, L (6, 3) OBP: 0.262, SLG: 0.361										2	0	0	0	0	1	4
19 Yunel Escobar, R (1, 6) OBP: 0.475, SLG: 0.692	L3			16 1B 23 1B 1B		F9		5 1B 22 1B HBP	K	3	1	1	0	0	0	0
68 Brent Lillibridge, R (6, 6) OBP: 0.360, SLG: 0.357										1	1	0	0	0	1	0
10 Chipper Jones, S (1, 5) OBP: 0.424, SLG: 0.536	L7			F7		K		K	F7	3	0	0	0	0	1	1
83 Mike Rozema, L (6, 5)										2	0	0	0	0	1	1
Mark Teixeira, S (1, 3) OBP: 0.275, SLG: 0.324		F7		F9		K		22 1B 73 E 1B	G4-3	3	0	0	0	0	1	1
39 Rafael Soriano, R (6, 1)										0	0	0	0	0	0	0
5 Brayan Peña, S (7, 2) OBP: 0.300, SLG: 0.316										2	1	1	0	0	0	0
16 Brian McCann, L (1, 2) OBP: 0.303, SLG: 0.406		G1		23 1B 1B			G4-3	73 E 73 1B 1B		3	0	1	0	0	0	0
22 Josh Anderson, L (7, 8) OBP: 0.342, SLG: 0.361										1	0	1	1	0	0	0
23 Matt Diaz, R (1, 7) OBP: 0.459, SLG: 0.455		HBP		1B			11 E 1 E HBP	E9 28 1B 1B		1	0	1	1	0	0	0
73 Jordan Schafer, L (7, PR)										1	2	1	1	0	0	0
(7, 7)																
(8, 9)																
11 Mark Kotsay, L (1, 8) OBP: 0.300, SLG: 0.270		F8		K			E5 1 E	1 E 1 1B 14 2B 1B		3	0	0	0	0	1	4
46 Manny Acosta, R (7, 1)										0	0	0	0	0	0	0
28 Brandon Jones, L (8, PH) OBP: 0.333, SLG: 0.216										1	1	1	1	0	0	0
(8, 7)																
1 Grégor Blanco, L (1, 9) OBP: 0.514, SLG: 0.480			F8		P5		E9 1-3 2-H 1B	E5 14 2B 1-3 1B		4	1	2	1	0	0	0
38 Buddy Carlyle, L (8, 1)										0	0	0	0	0	0	0
37 Jo-Jo Reyes, L (1, 1)			K		K		F9			1	0	0	0	0	1	0
26 Joe Borchard, S (5, PH) OBP: 0.353, SLG: 0.594										1	0	0	0	0	1	0
14 Martín Prado, R (5, 4) OBP: 0.390, SLG: 0.463								2B 2-H 3-H		2	0	1	2	0	0	3

	AB	37
	R	7
	H	10
	RBI	7
	BB	0
	SO	9
	LOB	14

Inning Stats	1	2	3	4	5	6	7	8	9
	R: 0 H: 0 E: 0 LOB: 0 K: 0 BB: 0 S: 3 P: 3	R: 0 H: 0 E: 0 LOB: 1 K: 0 BB: 0 S: 3 P: 4	R: 0 H: 0 E: 0 LOB: 0 K: 2 BB: 0 S: 7 P: 7	R: 1 H: 3 E: 0 LOB: 2 K: 1 BB: 0 S: 8 P: 8	R: 0 H: 0 E: 0 LOB: 0 K: 1 BB: 0 S: 5 P: 5	R: 0 H: 0 E: 0 LOB: 0 K: 2 BB: 0 S: 7 P: 7	R: 1 H: 1 E: 2 LOB: 3 K: 0 BB: 0 S: 5 P: 6	R: 5 H: 6 E: 2 LOB: 1 K: 2 BB: 0 S: 12 P: 13	R: 0 H: 0 E: 0 LOB: 0 K: 1 BB: 0 S: 5 P: 5

1B: 9	SF: 0	WP: 0	PA: 40
2B: 1	SAC: 0	PB: 0	
3B: 0	DP: 0	SB: 0	
HR: 0	HBP: 3	CS: 0	

PITCHER		IP	WLS	BF	H	R	ER	SO	BB	IBB	HBP	BLK	WP	HR	S	P	ERA	WHIP
Shawn Chacon, R ERA: 6.92	(1, 1)	5.0		19	3	1	1	4	0	0	1	0	0	0	26	27	1.80	0.600
47 Jose Valverde, R ERA: 4.5	(6, 1)	1.0		3	0	0	0	2	0	0	0	0	0	0	7	7	0.00	0.000
Oscar Villarreal, R ERA: 5.87	(7, 1)	1.2	B	14	7	6	5	1	0	0	2	0	0	0	14	16	27.00	4.200
53 Wesley Wright, L ERA: 1.29	(8, 1)	0.1	W	1	0	0	0	1	0	0	0	0	0	0	3	3	0.00	0.000
26 Doug Brocail, R ERA: 16.71	(9, 1)	1.0	S	3	0	0	0	1	0	0	0	0	0	0	5	5	0.00	0.000

PITCHER		IP	WLS	BF	H	R	ER	SO	BB	IBB	HBP	BLK	WP	HR	S	P	ERA	WHIP

BOTTOM

Atlanta Braves @ Houston Astros

Osceola County Stadium, Kissimmee, FL

Wed Mar 19 2008, 7:05 PM EDT

Att. 6,409 - Partly Cloudy - 84 F

livebaseballscorecards.com

Batter	1	2	3	4	5	6	7	8	9	AB	R	H	RBI	BB	SO	LOB
21 Michael Bourn, L (1, 8) OBP: 0.429, SLG: 0.500	S S C 0-3 ① K		X 0-0 ① G3	X 0-0 9 S 9 1B 1B		B B B B 4-0 9 HR BB		X 0-0 ① SH5-3 2-3		3	2	1	0	1	1	0
9 Hunter Pence, R (1, 9) OBP: 0.379, SLG: 0.648 55 Humberto Quintero, R (7, 2) OBP: 0.500, SLG: 0.607	X 0-0 ② G1-3		X 0-0 17 S 45 SF9 2B	B X 1-0 1-H 1B		S B S S X 1-2 1-H HR		H 1-0 60 FC4-6 HBP		4	2	3	3	0	0	0
										0	0	0	0	0	0	0
17 Lance Berkman, S (1, 3) OBP: 0.410, SLG: 0.813 Oscar Villarreal, L (7, 1) 53 Wesley Wright, R (8, 1) 60 Reggie Abercrombie, R (8, PH) OBP: 0.310, SLG: 0.270 26 Doug Brocail, L (9, 1)	B B B B 4-0 45 2B BB		B B B B 4-0 BB 10 1B 2-3 BB	S S S 0-3 ③ K		S S S 0-3 ③ K		X 0-0 ② FC4-6 31 S 1-2f 3-H		2	1	0	0	2	2	1
										0	0	0	0	0	0	0
										0	0	0	0	0	0	0
										1	0	0	1	0	0	1
										0	0	0	0	0	0	0
45 Carlos Lee, R (1, 7) OBP: 0.400, SLG: 0.571 31 David Newhan, L (7, PR) OBP: 0.293, SLG: 0.447 (8, 7)	X 0-0 10 HR 1-H 2B		X 0-0 ② SF9 3-H		X 0-0 ① L3		X 0-0 G6-3 10 1B 1B	B X 1-0 ③ P4 1-2		3	1	2	2	0	0	0
										1	0	0	0	0	0	1
10 Miguel Tejada, R (1, 6) OBP: 0.326, SLG: 0.512 13 Tomas Perez, S (7, PR) OBP: 0.405, SLG: 0.474 (8, 6)	S B X 1-1 2-H HR		X 0-0 BB 1-2 1B		X 0-0 1B		X 0-0 G6-3 1-2 1B			4	1	4	2	0	0	0
										0	0	0	0	0	0	0
Mark Loretta, R (1, 4) OBP: 0.366, SLG: 0.378	X 0-0 ③ G6-3		B B B 4-0 21 FC6-4 1-2 2-3 BB		X 0-0 ② L9		X 0-0 ① G6-3 1-2 2-3			3	0	0	0	1	0	3
21 Ty Wigginton, R (1, 5) OBP: 0.255, SLG: 0.386		B B B 4-0 G1-4-3 BB	X 0-0 ③ FC6-4 1-2f		X 0-0 ③ P2		S S S 0-3 ② K			3	0	0	0	1	1	7
Brad Ausmus, R (1, 2) OBP: 0.407, SLG: 0.462 (7, 3)		X 0-0 ① ② G1-4-3 1-2f		X 0-0 E4 G6-3		S S S 0-3 ① K	S S C 0-3 ③ K			4	0	0	0	0	2	4
Shawn Chacon, R (1, 1) 47 Jose Valverde, R (6, 1) 27 Geoff Blum, S (6, PH) OBP: 0.333, SLG: 0.371 22 José Cruz Jr., S (7, 9) OBP: 0.407, SLG: 0.511		S S S 0-3 ③ K		X 0-0 ① ② G6-3 1-2f		X 0-0 ② P4		X 0-0 21 SH5-3 60 FC4-6 2B		2	0	0	0	0	1	1
										0	0	0	0	0	0	0
										1	0	0	0	0	0	0
										1	1	1	0	0	0	0
Inning Stats	R: 3 E: 0 K: 1 S: 8 H: 2 LOB: 0 BB: 1 P: 13	R: 0 E: 0 K: 1 S: 4 H: 0 LOB: 0 BB: 1 P: 8	R: 1 E: 0 K: 0 S: 5 H: 2 LOB: 3 BB: 2 P: 13	R: 1 E: 1 K: 1 S: 7 H: 2 LOB: 1 BB: 0 P: 8	R: 0 E: 0 K: 0 S: 4 H: 1 LOB: 1 BB: 0 P: 4	R: 2 E: 0 K: 2 S: 10 H: 1 LOB: 0 BB: 1 P: 15	R: 0 E: 0 K: 2 S: 9 H: 2 LOB: 3 BB: 0 P: 9	R: 1 E: 0 K: 0 S: 4 H: 1 LOB: 1 BB: 0 P: 6		1B: 6 2B: 3 3B: 0 HR: 2	SF: 1 SAC: 1 DP: 2 HBP: 1		WP: 0 PB: 0 SB: 3 CS: 0	PA: 40			

PITCHER		IP	WLS	BF	H	R	ER	SO	BB	IBB	HBP	BLK	WP	HR	S	P	ERA	WHIP
37 Jo-Jo Reyes, L ERA: 9.82	(1, 1)	4.0		21	6	5	5	3	4	0	0	0	0	1	24	42	11.25	2.500
48 Chris Resop, R ERA: 2.0	(5, 1)	1.0		4	1	0	0	0	0	0	0	0	0	0	4	4	0.00	1.000
39 Rafael Soriano, R ERA: 9.0	(6, 1)	1.0		5	1	2	2	2	1	0	0	0	0	1	10	15	18.00	2.000
46 Manny Acosta, R ERA: 2.35	(7, 1)	1.0		5	2	0	0	2	0	0	0	0	0	0	9	9	0.00	2.000
38 Buddy Carlyle, R ERA: 6.55	(8, 1)	1.0	L	5	1	1	1	0	0	0	1	0	0	0	4	6	9.00	1.000

PITCHER	IP	WLS	BF	H	R	ER	SO	BB	IBB	HBP	BLK	WP	HR	S	P	ERA	WHIP

AB	32
R	8
H	11
RBI	8
BB	5
SO	7
LOB	18

Detroit Tigers @ Atlanta Braves

Champion Stadium, Lake Buena Vista, FL

Thu Mar 20 2008, 7:05 PM EDT
Att. 11,606 - Partly Cloudy - 70 F

TOP

livebaseballscorecards.com

Batter	1	2	3	4	5	6	7	8	9	AB	R	H	RBI	BB	SO	LOB
28 Curtis Granderson, L (1, 8) OBP: 0.333, SLG: 0.761 46 Freddy Guzman, S (7, 8) OBP: 0.457, SLG: 0.500	E1 (14 2B)		G1-3		1-2 1B			SSS K	SSS K2-3	3 2	1 0	1 0	0 0	0 0	0 2	0 2
14 Placido Polanco, R (1, 4) OBP: 0.491, SLG: 0.714 25 Ryan Raburn, R (7, 4) OBP: 0.340, SLG: 0.348	G6-3 1-H 2B		2B		F6			BBBB 15 1B BB		3 0	0 0	2 0	1 0	0 1	0 0	2 0
Ivan Rodriguez, R (1, 2) OBP: 0.395, SLG: 0.854 15 Brandon Inge, R (7, 2) OBP: 0.432, SLG: 0.500	G6-3 2-3		G5-3		F9			30 G6-3 1-3 1B		3 1	0 0	0 1	0 0	0 0	0 0	4 0
30 Magglio Ordonez, R (1, 9) OBP: 0.353, SLG: 0.468 66 Matt Joyce, L (8, 9) OBP: 0.474, SLG: 0.467	G5-3		G6-3			G5-3		G6-3 1-2f		4 0	0 0	0 0	0 0	0 0	0 0	4 0
24 Miguel Cabrera, R (1, 5) OBP: 0.373, SLG: 0.444 78 Danny Worth, R (9, PR) OBP: 0.273, SLG: 0.200 (9, 6)	G6-3			G5-3		F8			BBBB 39 SH5-3 9 BB 61 G3-4 BB	3 0	0 1	0 0	0 0	1 0	0 0	1 0
9 Carlos Guillen, S (1, 3) OBP: 0.321, SLG: 0.667 26 Mike Hessman, R (9, PR) OBP: 0.364, SLG: 0.481 (9, 3)		F7		F9		G4-3			BBBB 61 G3-4 39 SH5-3 1-2 BB	3 0	0 0	0 0	0 0	1 0	0 0	0 0
39 Ramon Santiago, S (1, 6) OBP: 0.500, SLG: 0.500 (9, 5)	CCC K		H 1-0 CS HBP				P2		SH5-3 1-2 2-3	2	0	0	0	0	1	0
Jacque Jones, L (1, 7) OBP: 0.279, SLG: 0.205 59 Todd Jones, L (7, 1) 61 Timo Perez, L (9, PH) OBP: 0.419, SLG: 0.645 Jackson Melian, R (9, 7)	1B		C 0-1 CS 1-2		G3		CCC K		G3-4 2-3 3-H	3 0 1 0	0 0 0 0	1 0 0 0	0 0 1 0	0 0 0 0	1 0 0 0	0 0 2 0
35 Justin Verlander, R (1, 1) OBP: 0.500, SLG: 0.500 40 Yorman Bazardo, R (6, 1) 33 Marcus Thames, R (7, PH) OBP: 0.367, SLG: 0.846 (7, 7) 52 Denny Bautista, R (9, 1)	CCC K				28 1B		G6-3		BBBB	2 0 1 0	0 0 0 0	1 0 0 0	0 0 1 0	0 0 0 0	1 0 0 0	1 0 0 0

	AB	31
	R	2
	H	6
	RBI	2
	BB	4
	SO	5
	LOB	16

Inning Stats	1	2	3	4	5	6	7	8	9
	R: 1 E: 1 K: 0 S: 5	H: 1 LOB: 1 BB: 0 P: 5	R: 0 E: 0 K: 2 S: 8	H: 1 LOB: 1 BB: 0 P: 8	R: 0 E: 0 K: 0 S: 4	H: 1 LOB: 1 BB: 0 P: 4	R: 0 E: 0 K: 0 S: 3	H: 0 LOB: 0 BB: 0 P: 4	R: 0 E: 0 K: 0 S: 5	H: 2 LOB: 2 BB: 0 P: 5	R: 0 E: 0 K: 0 S: 3	H: 0 LOB: 0 BB: 0 P: 3	R: 0 E: 0 K: 1 S: 5	H: 0 LOB: 0 BB: 0 P: 5	R: 0 E: 0 K: 1 S: 5	H: 1 LOB: 1 BB: 1 P: 9	R: 1 E: 0 K: 1 S: 5	H: 0 LOB: 2 BB: 3 P: 17

	1B: 4	SF: 0	WP: 0	PA: 38
	2B: 2	SAC: 1	PB: 0	
	3B: 0	DP: 1	SB: 0	
	HR: 0	HBP: 1	CS: 1	

PITCHER		IP	WLS	BF	H	R	ER	SO	BB	IBB	HBP	BLK	WP	HR	S	P	ERA	WHIP
15 Tim Hudson, R ERA: 1.2	(1, 1)	6.0		24	5	1	0	2	0	0	1	0	0	0	28	29	0.00	0.833
34 Royce Ring, L ERA: 3.38	(7, 1)	1.0		3	0	0	0	1	0	0	0	0	0	0	5	5	0.00	0.000
40 Jeff Ridgway, L ERA: 1.23	(8, 1)	1.0		4	1	0	0	1	1	0	0	0	0	0	5	9	0.00	2.000
Tyler Yates, R ERA: 12.0	(9, 1)	1.0	W	6	0	1	1	1	3	0	0	0	0	0	5	17	9.00	3.000

PITCHER		IP	WLS	BF	H	R	ER	SO	BB	IBB	HBP	BLK	WP	HR	S	P	ERA	WHIP

BOTTOM

Detroit Tigers @ Atlanta Braves

Champion Stadium, Lake Buena Vista, FL

Thu Mar 20 2008, 7:05 PM EDT

Att. 11,606 - Partly Cloudy - 70 F

livebaseballscorecards.com

Batter	1	2	3	4	5	6	7	8	9	AB	R	H	RBI	BB	SO	LOB
2 Kelly Johnson, L (1, 4) OBP: 0.311, SLG: 0.250	P4		P6		BB			14 G5-3 68 SH2-3 1B		2	0	0	0	1	0	0
78 Wes Timmons, R (6, 4) OBP: 0.400, SLG: 0.444										1	0	1	0	0	0	0
19 Yunel Escobar, R (1, 6) OBP: 0.465, SLG: 0.667	G5-3 10 BB 1B		G6-3		G6-3			SH2-3 1-2		3	0	1	0	0	0	2
68 Brent Lillibridge, R (6, 6) OBP: 0.360, SLG: 0.357										0	0	0	0	0	0	0
10 Chipper Jones, S (1, 5) OBP: 0.472, SLG: 0.700	G5-3 1-2 BB			HR		2B		G5-3 2-3		2	1	2	1	1	0	0
14 Martin Prado, R (7, 5) OBP: 0.383, SLG: 0.455										1	0	0	0	0	0	1
Mark Teixeira, S (1, 3) OBP: 0.279, SLG: 0.308	G5-3 1-2 2-3			G2-3		7 G4-6-3 BB		G6-3		2	0	0	0	1	0	2
20 Scott Thorman, L (7, 3) OBP: 0.256, SLG: 0.351										1	0	0	0	0	0	1
16 Brian McCann, L (1, 2) OBP: 0.286, SLG: 0.382	F9			G6-3		K			F7	2	0	0	0	0	0	2
8 Javy Lopez, R (6, PH) OBP: 0.281, SLG: 0.444 (7, 2)										2	0	0	0	0	1	2
7 Jeff Francoeur, R (1, 9) OBP: 0.325, SLG: 0.474		G4-3		K		G4-6-3 1-2f			11 E 22 2B 2B	3	0	0	0	0	1	2
28 Brandon Jones, L (7, 7) OBP: 0.348, SLG: 0.263										1	1	1	0	0	0	0
11 Mark Kotsay, L (1, 8) OBP: 0.273, SLG: 0.244		G6-3			G4-3		K		E3 22 2B 22 E 2-3	4	1	0	0	0	1	1
22 Josh Anderson, L (1, 7) OBP: 0.357, SLG: 0.385 (7, 9)		G1-3			15 SH3 BB		G5-3		E9 1-H 3-H 2B	3	0	1	1	1	0	0
15 Tim Hudson, R (1, 1)			L3		SH3 1-2		F8			1	0	0	0	0	0	0
34 Royce Ring, L (7, 1)										0	0	0	0	0	0	0
26 Joe Borchard, S (7, PH) OBP: 0.343, SLG: 0.576										1	0	0	0	0	0	0
40 Jeff Ridgway, R (8, 1)										0	0	0	0	0	0	0
Tyler Yates, R (9, 1)										0	0	0	0	0	0	0
Inning Stats	R: 0 E: 0 K: 0 S: 4 H: 1 LOB: 2 BB: 1 P: 8	R: 0 E: 0 K: 0 S: 3 H: 0 LOB: 0 BB: 0 P: 3	R: 0 E: 0 K: 0 S: 3 H: 0 LOB: 0 BB: 0 P: 3	R: 1 E: 0 K: 1 S: 6 H: 1 LOB: 0 BB: 0 P: 6	R: 0 E: 0 K: 0 S: 3 H: 0 LOB: 2 BB: 2 P: 11	R: 0 E: 0 K: 1 S: 5 H: 1 LOB: 1 BB: 1 P: 9	R: 0 E: 0 K: 1 S: 5 H: 0 LOB: 0 BB: 0 P: 5	R: 0 E: 0 K: 0 S: 4 H: 1 LOB: 1 BB: 0 P: 4	R: 2 E: 2 K: 0 S: 4 H: 2 LOB: 1 BB: 0 P: 4	1B: 2 2B: 3 3B: 0 HR: 1 SF: 0 SAC: 2 DP: 1 HBP: 0							WP: 0 PB: 0 SB: 0 CS: 0 PA: 35

PITCHER	IP	WLS	BF	H	R	ER	SO	BB	IBB	HBP	BLK	WP	HR	S	P	ERA	WHIP
35 Justin Verlander, R (1, 1) ERA: 4.24	5.1		23	3	1	1	2	4	0	0	0	0	1	23	39	1.69	1.312
40 Yorman Bazardo, R (6, 1) ERA: 5.0	0.2		1	0	0	0	0	0	0	0	0	0	0	1	1	0.00	0.000
59 Todd Jones, R (7, 1) ERA: 11.42	2.0		7	1	0	0	1	0	0	0	0	0	0	9	9	0.00	0.500
52 Denny Bautista, R (9, 1) ERA: 0.84	0.1	L	4	2	2	1	0	0	0	0	0	0	0	4	4	27.00	6.000

PITCHER	IP	WLS	BF	H	R	ER	SO	BB	IBB	HBP	BLK	WP	HR	S	P	ERA	WHIP

Cleveland Indians @ Atlanta Braves

Champion Stadium, Lake Buena Vista, FL

Fri Mar 21 2008, 1:05 PM EDT

Att. 10,263 - Sunny - 79 F

TOP

livebaseballscorecards.com

Batter	1	2	3	4	5	6	7	8	9	AB	R	H	RBI	BB	SO	LOB
24 Grady Sizemore, L (1, 8) OBP: 0.516, SLG: 1.115	G4-3			P4	13 BB, 2 2B, HBP		G4-3			3	1	0	0	0	0	0
13 Asdrúbal Cabrera, S (1, 4) OBP: 0.395, SLG: 0.515 29 Josh Barfield, R (8, 4) OBP: 0.356, SLG: 0.368	2 G4-6-3, 1B			41 BB, 2 WP, 25 BB, BB	2 2B, BB		2B			2 2 2 0 2 0 0 0 0 0 0 0 0 0						
2 Jhonny Peralta, R (1, 6) OBP: 0.375, SLG: 0.371	G4-6-3 1-2f			25 BB, 41 BB, BB 1-2	41 L3-6 1-H 2-H		K			3	1	1	2	1	1	2
41 Victor Martinez, S (1, 3) OBP: 0.375, SLG: 0.487		G6-3		BB, 25 BB, SF9 1-2 2-3	L3-6 2-2			G3		3	1	0	0	1	0	1
25 Ryan Garko, R (1, 10) OBP: 0.350, SLG: 0.400		K		SF9, BB, 1B 1-2 2-3 3-H	G5-3			K		3	1	0	1	1	2	0
Jason Michaels, R (1, 7) OBP: 0.385, SLG: 0.676		G4-3		1B 1-2 2-3 3-H		F9		G5-3		3	0	0	1	1	0	0
Casey Blake, R (1, 5) OBP: 0.361, SLG: 0.250 26 Andy González, R (7, 5) OBP: 0.324, SLG: 0.677			G5-3	SF9 2-3 3-H		F7			G1-3	2 0 0 1 0 0 0 1 0 0 0 0 0 0						
Franklin Gutierrez, R (1, 9) OBP: 0.406, SLG: 0.633			10 CS, 1B	10 FC5-4, 1B 1-2 3-H		F7		F7		4 0 2 1 0 0 0						
10 Kelly Shoppach, R (1, 2) OBP: 0.447, SLG: 0.536			K 1-2	FC5-4 1-2f			G5-3		K	4 0 0 0 0 2 3						
Inning Stats	R: 0 E: 0 K: 0 S: 3 H: 1 LOB: 0 BB: 0 P: 3	R: 0 E: 0 K: 1 S: 5 H: 0 LOB: 0 BB: 0 P: 5	R: 0 E: 0 K: 1 S: 5 H: 1 LOB: 1 BB: 0 P: 5	R: 4 E: 0 K: 0 S: 4 H: 1 LOB: 2 BB: 5 P: 24	R: 2 E: 0 K: 0 S: 3 H: 1 LOB: 0 BB: 1 P: 8	R: 0 E: 0 K: 0 S: 3 H: 0 LOB: 0 BB: 0 P: 3	R: 0 E: 0 K: 1 S: 6 H: 1 LOB: 1 BB: 0 P: 6	R: 0 E: 0 K: 1 S: 5 H: 0 LOB: 0 BB: 0 P: 5	R: 0 E: 0 K: 1 S: 5 H: 0 LOB: 0 BB: 0 P: 5	1B: 3 2B: 4 3B: 0 HR: 0 SF: 1 SAC: 0 DP: 3 HBP: 1						

	AB	28
	R	6
	H	5
	RBI	6
	BB	6
	SO	5
	LOB	6

WP: 1 PB: 0 SB: 0 CS: 1 PA: 36

PITCHER		IP	WLS	BF	H	R	ER	SO	BB	IBB	HBP	BLK	WP	HR	S	P	ERA	WHIP
30 Jeff Bennett, R ERA: 2.7	(1, 1)	3.0		9	2	0	0	2	0	0	0	0	0	0	13	13	0.00	0.667
50 Ryan Drese, R ERA: 12.96	(4, 1)	1.0	L	11	1	6	6	0	6	0	1	0	1	0	4	29	54.00	7.000
87 Sung Ki Jung, R ERA: 2.7	(5, 1)	2.0		6	1	0	0	0	0	0	0	0	0	0	6	6	0.00	0.500
Will Ohman, L ERA: 2.57	(7, 1)	1.0		4	1	0	0	1	0	0	0	0	0	0	6	6	0.00	1.000
56 Blaine Boyer, R ERA: 2.25	(8, 1)	2.0		6	0	0	0	2	0	0	0	0	0	0	10	10	0.00	0.000

PITCHER	IP	WLS	BF	H	R	ER	SO	BB	IBB	HBP	BLK	WP	HR	S	P	ERA	WHIP

Batter	1	2	3	4	5	6	7	8	9	AB	R	H	RBI	BB	SO	LOB
2 Kelly Johnson, L (1, 4) OBP: 0.292, SLG: 0.233	G3	F9 2-3		F8			P4	K		3	0	0	0	0	0	2
93 John Nelson, R (5, 4) (7, 5)										2	0	0	0	0	1	2
19 Yunel Escobar, R (1, 6) OBP: 0.467, SLG: 0.659	8 1B 7 1B 1B	G5-3		K2-3			22 FC4-6 BB		22 1B 26 SF7 1B	2	1	1	0	0	0	2
68 Brent Lillibridge, R (4, 6) OBP: 0.377, SLG: 0.364 (7, 4)										2	1	1	0	1	1	0
7 Jeff Francoeur, R (1, 9) OBP: 0.349, SLG: 0.488	8 1B 1-2 1B		23 3B 1B		G6-3		FC4-6 26 BB 1-2f		8 G5-3 1-3 1B	3	1	2	0	0	0	0
22 Josh Anderson, L (6, 9) OBP: 0.364, SLG: 0.390										2	0	1	0	0	0	1
23 Matt Diaz, R (1, 7) OBP: 0.462, SLG: 0.514	K		20 SF7 1-H 3B		F8		22 1-2 BB		SF7 3-H	2	1	1	1	0	1	2
26 Joe Borchard, S (4, 7) OBP: 0.342, SLG: 0.559										1	0	0	1	1	0	0
8 Javy Lopez, R (1, 10) OBP: 0.270, SLG: 0.406	1-3 2-H 1B		L1		G1-3		K		G5-3 1-2	5	0	1	1	0	1	4
20 Scott Thorman, L (1, 3) OBP: 0.229, SLG: 0.317	K		SF7 3-H			G4-3		G6-3	P5	4	0	0	1	0	1	3
14 Martín Prado, R (1, 5) OBP: 0.381, SLG: 0.448		F9	1B			F9		2B		3	0	1	0	0	0	0
67 Javier Guzman, S (7, 6) OBP: 0.333, SLG: 0.313										1	0	1	0	0	0	0
1 Grégor Blanco, L (1, 8) OBP: 0.513, SLG: 0.464		2 F9 27 1B BB	G6-3			1B		K		3	0	1	0	1	1	2
27 Corky Miller, R (1, 2) OBP: 0.211, SLG: 0.389		1-2 1B		F8		F8		HBP		3	0	1	0	0	0	1
18 Clint Sammons, R (7, 2) OBP: 0.375, SLG: 0.500										0	0	0	0	0	0	0
Inning Stats	R: 1 E: 0 K: 2 S: 10 H: 3 LOB: 2 BB: 0 P: 10	R: 0 E: 0 K: 0 S: 4 H: 1 LOB: 2 BB: 1 P: 8	R: 2 E: 0 K: 0 S: 6 H: 3 LOB: 1 BB: 0 P: 6	R: 0 E: 0 K: 1 S: 5 H: 0 LOB: 0 BB: 0 P: 5	R: 0 E: 0 K: 0 S: 3 H: 0 LOB: 0 BB: 0 P: 3	R: 0 E: 0 K: 0 S: 4 H: 1 LOB: 1 BB: 0 P: 4	R: 0 E: 0 K: 1 S: 5 H: 0 LOB: 2 BB: 2 P: 13	R: 0 E: 0 K: 2 S: 8 H: 1 LOB: 2 BB: 0 P: 9	R: 1 E: 0 K: 0 S: 5 H: 2 LOB: 1 BB: 0 P: 5	1B: 9 2B: 1 3B: 1 HR: 0	SF: 2 SAC: 0 DP: 0 HBP: 1			WP: 0 PB: 0 SB: 0 CS: 0		PA: 42	

PITCHER		IP	WLS	BF	H	R	ER	SO	BB	IBB	HBP	BLK	WP	HR	S	P	ERA	WHIP
CC Sabathia, L ERA: 4.8	(1, 1)	6.0	W	27	8	3	3	3	1	0	0	0	0	0	32	36	4.50	1.500
44 Jorge Julio, R ERA: 1.8	(7, 1)	2.0	H	10	1	0	0	3	2	0	1	0	0	0	13	22	0.00	1.500
40 Tom Mastny, R ERA: 6.75	(9, 1)	1.0	S	5	2	1	1	0	0	0	0	0	0	0	5	5	9.00	2.000

PITCHER	IP	WLS	BF	H	R	ER	SO	BB	IBB	HBP	BLK	WP	HR	S	P	ERA	WHIP

BOTTOM

Cleveland Indians @ Atlanta Braves

Champion Stadium, Lake Buena Vista, FL

Fri Mar 21 2008, 1:05 PM EDT

Att. 10,263 - Sunny - 79 F

livebaseballscorecards.com

AB	36
R	4
H	11
RBI	4
BB	3
SO	6
LOB	19

Atlanta Braves @ Washington Nationals

Space Coast Stadium, Viera, FL

Sat Mar 22 2008, 1:05 PM EDT

Att. 5,875 - Cloudy - 69 F

TOP

livebaseballscorecards.com

Batter	1	2	3	4	5	6	7	8	9	AB	R	H	RBI	BB	SO	LOB
2 Kelly Johnson, L (1, 4) OBP: 0.294, SLG: 0.239	F7		FC1-6 1-2f			10 2B 1B		G6-3		3	1	1	0	0	0	1
70 Diory Hernandez, R (6, 4) OBP: 0.391, SLG: 0.474										1	0	0	0	0	0	0
19 Yunel Escobar, R (1, 6) OBP: 0.458, SLG: 0.630	10 BB BB		F9			K		G6-3		2	0	0	0	1	1	2
68 Brent Lillibridge, R (6, 6) OBP: 0.370, SLG: 0.356										1	0	0	0	0	0	0
10 Chipper Jones, S (1, 5) OBP: 0.487, SLG: 0.719	G6-4-3 1-2 BB			G4-3		1-H 2B		G6-3		2	0	1	1	1	0	0
14 Martin Prado, R (6, 5) OBP: 0.375, SLG: 0.441										1	0	0	0	0	0	0
Mark Teixeira, S (1, 3) OBP: 0.261, SLG: 0.286	G6-4-3 1-2f			F8		G5-3			F8	3	0	0	0	0	0	3
20 Scott Thorman, L (6, 3) OBP: 0.224, SLG: 0.310										1	0	0	0	0	0	0
16 Brian McCann, L (1, 2) OBP: 0.263, SLG: 0.351		F8		F8		F9			22 G3 1B BB	3	0	0	0	0	0	1
1 Grégor Blanco, L (7, 9) OBP: 0.525, SLG: 0.464										0	0	0	0	1	0	0
7 Jeff Francoeur, R (1, 9) OBP: 0.348, SLG: 0.477		F7			11 FC6-4 1B		F9		G3 1-2	3	0	1	0	0	0	0
22 Josh Anderson, L (7, 7) OBP: 0.356, SLG: 0.381										1	0	0	0	0	0	1
23 Matt Diaz, R (1, 7) OBP: 0.429, SLG: 0.474		F9			K		F9		2-3 1B	3	0	0	0	0	1	1
Gorkys Hernández, R (7, 8) OBP: 0.500, SLG: 0.500										1	0	1	0	0	0	0
11 Mark Kotsay, L (1, 8) OBP: 0.277, SLG: 0.273			F9		FC6-4 1-2f		2B		L8	3	0	1	0	0	0	1
39 Rafael Soriano, R (7, 1)										0	0	0	0	0	0	0
58 Peter Moylan, R (8, 1)										0	0	0	0	0	0	0
26 Joe Borchard, S (9, PH) OBP: 0.333, SLG: 0.543										1	0	0	0	0	0	2
49 Jair Jurrjens, R (1, 1)			E6 2 FC1-6		G1-3		K			2	0	0	0	0	0	1
98 Jonathon Rouwenhorst, L (6, 1)										0	0	0	0	0	0	0
5 Brayan Peña, S (7, PH) OBP: 0.286, SLG: 0.300										1	0	0	0	0	1	1
(7, 2)																

	AB	32
	R	1
	H	5
	RBI	1
	BB	3
	SO	3
	LOB	14

Inning Stats	1	2	3	4	5	6	7	8	9
	R: 0 E: 0 K: 0 S: 2	H: 0 LOB: 1 BB: 2 P: 10	R: 0 E: 0 K: 0 S: 3	H: 0 LOB: 0 BB: 0 P: 3	R: 0 E: 1 K: 0 S: 4	H: 0 LOB: 1 BB: 0 P: 4	R: 0 E: 0 K: 0 S: 3	H: 0 LOB: 0 BB: 0 P: 3	R: 0 E: 0 K: 1 S: 6	H: 1 LOB: 1 BB: 0 P: 6	R: 1 E: 0 K: 1 S: 7	H: 2 LOB: 1 BB: 0 P: 7	R: 0 E: 0 K: 1 S: 6	H: 1 LOB: 1 BB: 0 P: 6	R: 0 E: 0 K: 0 S: 3	H: 0 LOB: 0 BB: 0 P: 3	R: 0 E: 0 K: 0 S: 4	H: 1 LOB: 2 BB: 1 P: 8

	1B: 3	SF: 0	WP: 0	PA: 35
	2B: 2	SAC: 0	PB: 0	
	3B: 0	DP: 1	SB: 0	
	HR: 0	HBP: 0	CS: 0	

PITCHER	IP	WLS	BF	H	R	ER	SO	BB	IBB	HBP	BLK	WP	HR	S	P	ERA	WHIP
31 John Lannan, L (1, 1) ERA: 2.45	6.0	W	23	3	1	1	2	2	0	0	0	0	0	25	33	1.50	0.833
52 Saul Rivera, R (7, 1) ERA: 0.84	2.2	H	11	2	0	0	1	1	0	0	0	0	0	12	16	0.00	1.125
Gerald Plexico, L (9, 1) ERA:	0.1	S	1	0	0	0	0	0	0	0	0	0	0	1	1	0.00	0.000

PITCHER	IP	WLS	BF	H	R	ER	SO	BB	IBB	HBP	BLK	WP	HR	S	P	ERA	WHIP

Batter	1	2	3	4	5	6	7	8	9	AB	R	H	RBI	BB	SO	LOB
Felipe Lopez, S (1, 6) OBP: 0.286, SLG: 0.308	G6-3		44 S 1B		1B					4	0	2	0	0	1	0
44 Lastings Milledge, R (1, 8) OBP: 0.393, SLG: 0.509	11 S 1B		K 1-2		K		K			4	0	1	0	0	3	2
11 Ryan Zimmerman, R (1, 5) OBP: 0.378, SLG: 0.657	F9 1-2		G6-3			24 1B 25 2B 1B	1B			4	1	2	0	0	0	2
24 Nick Johnson, L (1, 3) OBP: 0.404, SLG: 0.487	G3-1			25 G1-3 1B 1B		25 2B 10 SF8 1-2 1B	F8			4	2	2	0	0	0	2
25 Austin Kearns, R (1, 9) OBP: 0.333, SLG: 0.510 29 Ryan Langerhans, L (8, PR) OBP: 0.405, SLG: 0.276 (9, 9)		10 FC4-6 1B 1B		G1-3 1-2		10 SF8 3 1B 1-3 2-H 2B		BBBB 4-0 10 G6-3 SH1-3 BB		3 0	1 0	2 0	1 0	1 0	0 0	1 0
Rob Mackowiak, L (1, 7) OBP: 0.500, SLG: 0.333 22 Willie Harris, L (9, 7) OBP: 0.415, SLG: 0.333		10 FC4-6 1-2 1B		2-H 1B		BBBB 4-0 3 1B BB		SH1-3 1-2		2 0	0 0	2 0	1 0	1 0	0 0	0 0
10 Ronnie Belliard, R (1, 4) OBP: 0.438, SLG: 0.682		FC4-6 3 G4-6-3 1-2f 2-3		F9		SF8 2-3 3-H		G6-3 2-3		3	0	0	1	0	0	4
3 Jesus Flores, R (1, 2) OBP: 0.306, SLG: 0.333		G4-6-3 1-2f			G6-3	8 L4-3 1-3 3-H 1B		CCC		4	0	1	1	0	1	4
31 John Lannan, L (1, 1) 8 Aaron Boone, R (6, PH) OBP: 0.273, SLG: 0.381 52 Saul Rivera, S (7, 1) Gerald Plexico, L (9, 1)			CCC		G1-3	L4-3 1-1				2 1 0 0	0 0 0 0	0 0 0 0	0 0 0 0	1 0 0 0	0 0 0 0	0 2 0 0
Inning Stats	R: 0 E: 0 K: 0 S: 4 H: 1 LOB: 1 BB: 0 P: 5	R: 0 E: 0 K: 0 S: 4 H: 2 LOB: 1 BB: 0 P: 4	R: 0 E: 0 K: 2 S: 8 H: 1 LOB: 1 BB: 0 P: 8	R: 1 E: 0 K: 0 S: 4 H: 2 LOB: 0 BB: 0 P: 4	R: 0 E: 0 K: 1 S: 6 H: 1 LOB: 1 BB: 0 P: 6	R: 3 E: 0 K: 0 S: 6 H: 4 LOB: 1 BB: 1 P: 10	R: 0 E: 0 K: 2 S: 8 H: 1 LOB: 1 BB: 0 P: 8	R: 0 E: 0 K: 1 S: 5 H: 0 LOB: 2 BB: 1 P: 9		1B: 11 2B: 2 3B: 0 HR: 0	SF: 1 SAC: 1 DP: 2 HBP: 0			WP: 0 PB: 0 SB: 2 CS: 0	PA: 35	

PITCHER	IP	WLS	BF	H	R	ER	SO	BB	IBB	HBP	BLK	WP	HR	S	P	ERA	WHIP
49 Jair Jurrjens, R (1, 1) ERA: 4.86	5.0	L	24	10	4	4	3	1	0	0	0	0	0	29	34	7.20	2.200
98 Jonathon Rouwenhorst, L (6, 1) ERA: 2.7	1.0		3	1	0	0	0	0	0	0	0	0	0	3	3	0.00	1.000
39 Rafael Soriano, R (7, 1) ERA: 6.0	1.0		4	1	0	0	2	0	0	0	0	0	0	8	8	0.00	1.000
58 Peter Moylan, R (8, 1) ERA:	1.0		4	0	0	0	1	1	0	0	0	0	0	5	9	0.00	1.000

PITCHER	IP	WLS	BF	H	R	ER	SO	BB	IBB	HBP	BLK	WP	HR	S	P	ERA	WHIP

BOTTOM

Atlanta Braves @ Washington Nationals

Space Coast Stadium, Viera, FL

Sat Mar 22 2008, 1:05 PM EDT

Att. 5,875 - Cloudy - 69 F

livebaseballscorecards.com

AB	31
R	4
H	12
RBI	4
BB	2
SO	6
LOB	17

Batter	1	2	3	4	5	6	7	8	9	AB	R	H	RBI	BB	SO	LOB
21 Michael Bourn, L (1, 8) OBP: 0.368, SLG: 0.417	C F B S 1-3 K		B C C C 1-3 K		B X 1-0 F8			X 0-0 G4-3		4	0	0	0	0	2	2
9 Hunter Pence, R (1, 9) OBP: 0.417, SLG: 0.735 22 José Cruz Jr., S (6, 9) OBP: 0.441, SLG: 0.608	S X 0-1 F9		S X 0-1 1-3 2B			B B X 2-0 HR		B B B B 4-0 BB		3 0	1 0	2 0	1 0	0 1	0 0	0 0
17 Lance Berkman, S (1, 3) OBP: 0.377, SLG: 0.636 2 Darin Erstad, L (6, 3) OBP: 0.295, SLG: 0.465	C X 0-1 L8		C B B C X 2-2 G4-3			X 0-0 G6-3		X 0-0 P6		3 1	0 0	0 0	0 0	0 0	0 0	2 1
45 Carlos Lee, R (1, 7) OBP: 0.326, SLG: 0.513 54 Chad Paronto, R (8, 1)		B F B B X 3-1 F8		B C F B F X 2-2 G6-3		B X 1-0 HR		C C C 0-3 K		4 0	1 0	1 0	1 0	0 0	1 0	1 0
10 Miguel Tejada, R (1, 6) OBP: 0.411, SLG: 0.627 13 Tomas Perez, S (6, 6) OBP: 0.400, SLG: 0.463		C X 0-1 2B		B C B F X 2-2 G5-4-3 1B		S S S 0-3 K			X 0-0 G6-3	3 1	0 0	2 0	0 0	0 0	1 0	0 0
Mark Loretta, R (1, 4) OBP: 0.320, SLG: 0.311		B C B F F S 2-3 K		B C C B X 2-2 G5-4-3 1-2f		X 0-0 P5-3			X 0-0 G6-3	4	0	0	0	0	1	2
21 Ty Wigginton, R (1, 5) OBP: 0.241, SLG: 0.373		B X 1-0 F8			X 0-0 F9 2B		X 0-0 P3		X 0-0 F8	4	0	1	0	0	0	1
Brad Ausmus, R (1, 2) OBP: 0.324, SLG: 0.364 46 J.R. Towles, R (7, 2) OBP: 0.474, SLG: 0.778			B X 1-0 G6-3		S X 0-1 F9 2-3		X 0-0 P3			3 0	0 0	0 0	0 0	0 0	0 0	1 0
Woody Williams, R (1, 1) 27 Geoff Blum, S (7, PH) OBP: 0.275, SLG: 0.362 50 Runelvys Hernandez, R (7, 1) 60 Reggie Abercrombie, R (8, 7) OBP: 0.319, SLG: 0.286			B B B B 4-0 9 2B BB		C B F F F B X 2-2 G1-3		C C C 0-3 K			1 1 0 0	0 0 0 0	0 0 0 0	0 0 0 0	1 0 0 0	0 1 0 0	1 0 0 0
Inning Stats	R: 0 H: 0 E: 0 LOB: 0 K: 1 BB: 0 S: 7 P: 8	R: 0 H: 1 E: 0 LOB: 1 K: 1 BB: 0 S: 9 P: 15	R: 0 H: 1 E: 0 LOB: 2 K: 1 BB: 1 S: 9 P: 17	R: 0 H: 1 E: 0 LOB: 0 K: 0 BB: 0 S: 10 P: 16	R: 0 H: 1 E: 0 LOB: 1 K: 0 BB: 0 S: 9 P: 12	R: 2 H: 2 E: 0 LOB: 0 K: 1 BB: 0 S: 7 P: 10	R: 0 H: 0 E: 0 LOB: 0 K: 1 BB: 0 S: 5 P: 5	R: 0 H: 0 E: 0 LOB: 1 K: 1 BB: 1 S: 5 P: 9	R: 0 H: 0 E: 0 LOB: 0 K: 0 BB: 0 S: 3 P: 3	1B: 1 2B: 3 3B: 0 HR: 2	SF: 0 SAC: 0 DP: 1 HBP: 0						

PITCHER		IP	WLS	BF	H	R	ER	SO	BB	IBB	HBP	BLK	WP	HR	S	P	ERA	WHIP
32 Mike Hampton, L ERA: 1.98	(1, 1)	6.0	W	24	6	2	2	4	1	0	0	0	0	2	51	78	3.00	1.167
48 Chris Resop, R ERA: 1.8	(7, 1)	1.0	H	3	0	0	0	1	0	0	0	0	0	0	5	5	0.00	0.000
34 Royce Ring, L ERA: 3.12	(8, 1)	0.2	H	3	0	0	0	0	1	0	0	0	0	0	2	6	0.00	1.500
46 Manny Acosta, R ERA: 2.0	(8, 1)	1.1	S	4	0	0	0	1	0	0	0	0	0	0	6	6	0.00	0.000

PITCHER	IP	WLS	BF	H	R	ER	SO	BB	IBB	HBP	BLK	WP	HR	S	P	ERA	WHIP

TOP

Houston Astros @ Atlanta Braves

Champion Stadium, Lake Buena Vista, FL

Sun Mar 23 2008, 1:05 PM EDT

Att. 8,632 - Cloudy - 72 F

livebaseballscorecards.com

AB	32
R	2
H	6
RBI	2
BB	2
SO	6
LOB	11

BOTTOM

Batter	1	2	3	4	5	6	7	8	9	AB	R	H	RBI	BB	SO	LOB
11 Mark Kotsay, L (1, 8) OBP: 0.280, SLG: 0.277	X	0-0 10 G6-3 19 BB 1B 1B	B C F B X	2-2 ② G4-3	B X	1-0 ① F8	X	0-0 ② G3		3	1	1	0	0	0	1
22 Josh Anderson, L (6, 8) OBP: 0.348, SLG: 0.372										1	0	0	0	0	0	0
19 Yunel Escobar, R (1, 6) OBP: 0.451, SLG: 0.604	B B B C C B	4-2 10 G6-3 1-2 1B BB	S B C B F X	2-2 ③ F9	B C S F X	1-2 ② G6-3	X	0-0 ③ F9		2	1	0	0	1	0	1
68 Brent Lillibridge, R (6, 6) OBP: 0.364, SLG: 0.348										1	0	0	0	0	0	0
46 Manny Acosta, R (8, 1)										0	0	0	0	0	0	0
10 Chipper Jones, S (1, 5) OBP: 0.452, SLG: 0.657	F F B B X	2-2 ① G6-3 1-2 2-3	C B B X	2-1 ① L4	X	0-0 ③ G5-3			S S S	0-3 ① K	3	0	0	0	0	2
Van Pope, R (6, 5) OBP: 0.250, SLG: 0.333											1	0	0	0	1	0
Mark Teixeira, S (1, 3) OBP: 0.265, SLG: 0.289	D B X	2-0 1 3B 2-H 3-H 1B	C B B F X	2-2 ② G3			X	0-0 ① G3	X	0-0 ② G5-3	3	1	1	2	0	0	0
26 Joe Borchard, S (7, 7) OBP: 0.325, SLG: 0.528											1	0	0	0	0	0	0
7 Jeff Francoeur, R (1, 9) OBP: 0.327, SLG: 0.447	C B S X	1-2 ② P3	C F X	0-2 ③ G4-3			X	0-0 ② G4-3	S S S	0-3 ③ K	3	0	0	0	0	0	1
88 J.C. Holt, L (7, 4) OBP: 0.500, SLG: 0.429											1	0	0	0	0	1	0
1 Grégor Blanco, L (1, 7) OBP: 0.558, SLG: 0.581	C D B X	2-1 1-H 3B	X	0-0 14 FC3-6 1B			X	0-0 1B			3	0	3	1	0	0	0
(7, 9)																	
14 Martín Prado, R (1, 4) OBP: 0.358, SLG: 0.419	C B X	1-1 ③ G5-3	1 SAFE 1 SAFE C 1 SAFE C F B X	1-2 ① FC3-6 27 G5-3 1-2f			X	0-0 ③ F9			3	0	0	0	0	0	3
48 Chris Resop, R (7, 1)											0	0	0	0	0	0	0
34 Royce Ring, L (8, 1)											0	0	0	0	0	0	0
67 Javier Guzman, S (8, 6) OBP: 0.333, SLG: 0.313											0	0	0	0	0	0	0
27 Corky Miller, R (1, 2) OBP: 0.238, SLG: 0.450		C B B B C X	3-2 32 SH1-3 2B	B X	1-0 ② G5-3 1-2		F X	0-1 ① G4-3			2	0	1	0	0	0	1
20 Scott Thorman, L (7, 3) OBP: 0.220, SLG: 0.302											1	0	0	0	0	0	0
32 Mike Hampton, R (1, 1)		X	0-0 ① SH1-3 2-3	B X	1-0 ③ G3-1		X	0-0 HR			1	0	0	0	0	0	1
16 Brian McCann, L (7, 2) OBP: 0.282, SLG: 0.447											1	1	1	1	0	0	0
Inning Stats	R: 3 E: 0 K: 0 S: 14 H: 3 LOB: 1 BB: 1 P: 26	R: 0 E: 0 K: 0 S: 11 H: 1 LOB: 1 BB: 0 P: 18	R: 0 E: 0 K: 0 S: 8 H: 0 LOB: 0 BB: 0 P: 12		R: 0 E: 0 K: 0 S: 7 H: 1 LOB: 1 BB: 0 P: 10	R: 0 E: 0 K: 0 S: 6 H: 0 LOB: 0 BB: 0 P: 8	R: 0 E: 0 K: 0 S: 4 H: 1 LOB: 1 BB: 0 P: 4	R: 1 E: 0 K: 0 S: 5 H: 1 LOB: 0 BB: 0 P: 5	R: 0 E: 0 K: 2 S: 7 H: 0 LOB: 0 BB: 0 P: 7		1B: 4 2B: 1 3B: 1 HR: 1 SF: 0 SAC: 1 DP: 0 HBP: 0					

PITCHER		IP	WLS	BF	H	R	ER	SO	BB	IBB	HBP	BLK	WP	HR	S	P	ERA	WHIP
Woody Williams, R ERA: 10.7	(1, 1)	6.0	L	25	6	3	3	0	1	0	0	0	0	0	50	78	4.50	1.167
50 Runelvys Hernandez, R ERA: 9.53	(7, 1)	1.0		4	1	1	1	0	0	0	0	0	0	1	5	5	9.00	1.000
54 Chad Paronto, R ERA: 11.74	(8, 1)	1.0		3	0	0	0	2	0	0	0	0	0	0	7	7	0.00	0.000

PITCHER	IP	WLS	BF	H	R	ER	SO	BB	IBB	HBP	BLK	WP	HR	S	P	ERA	WHIP

Houston Astros @ Atlanta Braves

Championship Stadium, Lake Buena Vista, FL

Sun Mar 23 2008, 1:05 PM EDT

Att. 8,632 - Cloudy - 72 F

livebaseballscorecards.com

AB	30
R	4
H	7
RBI	4
BB	1
SO	2
LOB	10

Batter	1	2	3	4	5	6	7	8	9	AB	R	H	RBI	BB	SO	LOB
11 Mark Kotsay, L (1, 8) OBP: 0.264, SLG: 0.260	S S S 0-3 ① K			x 0-0 ① G3-1			x 0-0 ① G4-3		x 0-0 ② G3-1	3	0	0	0	0	1	0
22 Josh Anderson, L (7, 8) OBP: 0.340, SLG: 0.364										1	0	0	0	0	0	0
19 Yunel Escobar, R (1, 6) OBP: 0.434, SLG: 0.580	C C C 0-3 ② K			x 0-0 ② G4-3			S S S 0-3 ② K		S S S 0-3 ③ K	2	0	0	0	0	1	0
68 Brent Lillibridge, R (4, 6) (6, 4) OBP: 0.351, SLG: 0.333										2	0	0	0	0	2	0
10 Chipper Jones, S (1, 5) OBP: 0.444, SLG: 0.658	S S S 0-3 ③ K			x 0-0 ③ G3			x 0-0 WP 2B			3	0	1	0	0	1	0
78 Wes Timmons, R (7, PR) (7, 5) OBP: 0.400, SLG: 0.444										0	0	0	0	0	0	0
Mark Teixeira, S (1, 3) OBP: 0.250, SLG: 0.271		S S S 0-3 ① K			S S S 0-3 ① K		S S S 0-3 ③ K 2-3			3	0	0	0	0	3	1
20 Scott Thorman, L (7, 3) OBP: 0.220, SLG: 0.302										0	0	0	0	0	0	0
7 Jeff Francoeur, R (1, 9) OBP: 0.327, SLG: 0.460		x 0-0 ② G1-6-3			x 0-0 ② G6-3			x 0-0 2B		3	0	1	0	0	0	0
89 Carl Loadenthal, L (8, PR) (8, 9) OBP: 0.500, SLG: 0.500										0	0	0	0	0	0	0
23 Matt Diaz, R (1, 7) OBP: 0.409, SLG: 0.450		S S S 0-3 ③ K			S S S 0-3 ③ K			x 0-0 ① F7		2	0	0	0	0	2	0
26 Joe Borchard, S (6, 7) OBP: 0.317, SLG: 0.514										1	0	0	0	0	0	1
14 Martín Prado, R (1, 4) OBP: 0.348, SLG: 0.406			x 0-0 ① F9			x 0-0 ① G4-3		x 0-0 ② F8		2	0	0	0	0	0	0
Brandon Hicks, R (6, 6) OBP: 0.444, SLG: 0.750										1	0	0	0	0	0	1
5 Brayan Peña, S (1, 10) OBP: 0.250, SLG: 0.261			x 0-0 ② G3			x 0-0 ② G4-3		x 0-0 ③ P5		3	0	0	0	0	0	1
18 Clint Sammons, R (1, 2) OBP: 0.316, SLG: 0.412			x 0-0 ③ F9			S S S 0-3 ③ K			x 0-0 ① F7	3	0	0	0	0	1	0
Inning Stats	R: 0 E: 0 K: 3 S: 9 H: 0 LOB: 0 BB: 0 P: 9	R: 0 E: 0 K: 2 S: 7 H: 0 LOB: 0 BB: 0 P: 7	R: 0 E: 0 K: 0 S: 3 H: 0 LOB: 0 BB: 0 P: 3	R: 0 E: 0 K: 0 S: 3 H: 0 LOB: 0 BB: 0 P: 3	R: 0 E: 0 K: 2 S: 7 H: 0 LOB: 0 BB: 0 P: 7	R: 0 E: 0 K: 1 S: 5 H: 0 LOB: 0 BB: 0 P: 5	R: 0 E: 0 K: 2 S: 8 H: 1 LOB: 2 BB: 0 P: 8	R: 0 E: 0 K: 0 S: 4 H: 1 LOB: 1 BB: 0 P: 4	R: 0 E: 0 K: 1 S: 5 H: 0 LOB: 0 BB: 0 P: 5	1B: 0 2B: 2 3B: 0 HR: 0 SF: 0 SAC: 0 DP: 0 HBP: 0						

TOP

Atlanta Braves @ Cleveland Indians

Chain of Lakes Park, Winter Haven, FL

Mon Mar 24 2008, 1:05 PM EDT
Att. 7,337 - Overcast - 69 F

livebaseballscorecards.com

AB	29
R	0
H	2
RBI	0
BB	0
SO	11
LOB	4

WP: 1 PA: 29
PB: 0
SB: 0
CS: 0

PITCHER		IP	WLS	BF	H	R	ER	SO	BB	IBB	HBP	BLK	WP	HR	S	P	ERA	WHIP
37 Jake Westbrook, R ERA:	(1, 1)	6.0	W	18	0	0	0	8	0	0	0	0	0	0	34	34	0.00	0.000
44 Jorge Julio, R ERA: 1.64	(7, 1)	1.0		4	1	0	0	2	0	0	0	0	1	0	8	8	0.00	1.000
30 Masa Kobayashi, R ERA: 3.0	(8, 1)	1.0		4	1	0	0	0	0	0	0	0	0	0	4	4	0.00	1.000
63 Rafael Betancourt, R ERA: 1.13	(9, 1)	1.0		3	0	0	0	1	0	0	0	0	0	0	5	5	0.00	0.000

PITCHER	IP	WLS	BF	H	R	ER	SO	BB	IBB	HBP	BLK	WP	HR	S	P	ERA	WHIP

BOTTOM

Batter	1	2	3	4	5	6	7	8	9	AB	R	H	RBI	BB	SO	LOB
24 Grady Sizemore, L (1, 8) OBP: 0.425, SLG: 0.857 15 Andy Marte, R (7, 5) OBP: 0.327, SLG: 0.511	L8	K			13 SH 13 SH 1-2 1B	F8		K		4 1	1 0	1 0	0 0	0 0	1 1	2 0
13 Asdrúbal Cabrera, S (1, 4) OBP: 0.348, SLG: 0.512 (8, 6)	P6		F7		SH 2 BLK 1-H 2-H	K		K		4	1	0	0	0	2	0
48 Travis Hafner, L (1, 10) OBP: 0.429, SLG: 0.500	2 2B BB		F8		2 G4-3 2 BLK 1B BB	F8		G5-3		3	2	0	0	2	0	0
2 Jhonny Peralta, R (1, 6) OBP: 0.375, SLG: 0.442 29 Josh Barfield, R (8, 4) OBP: 0.327, SLG: 0.333	1-H 2B		F9		G4-3 1-3 3-H		FC5-4 1B			4 0	0 0	2 0	1 0	0 0	0 0	1 0
Casey Blake, R (1, 3) OBP: 0.372, SLG: 0.371	K			G5-3	2B 3-H 1B		F8			4	1	1	1	0	1	2
Franklin Gutierrez, R (1, 9) OBP: 0.450, SLG: 0.639 (7, 8)	G6-3 1B				10 1B 1-H 2B		FC5-4 HBP 10 2B 1-2f			4	2	3	1	0	0	1
Jason Michaels, R (1, 7) OBP: 0.362, SLG: 0.610 (7, 9) 16 Jason Tyner, L (9, 9) OBP: 0.357, SLG: 0.351	G6-3 1-2			F9	K		10 2B 1-2 HBP			3 0	0 0	0 0	0 0	0 0	1 0	3 0
10 Kelly Shoppach, R (1, 2) OBP: 0.476, SLG: 0.581	BB			F8	2-H 1B		1-3 2-H 2B			3	0	2	2	1	0	1
11 Jamey Carroll, R (1, 5) OBP: 0.286, SLG: 0.316 (7, 7)	K				13 SH 24 1B BB L6		G6-3			3	1	0	0	1	1	5
Inning Stats	R: 1 E: 0 K: 1 S: 6 H: 1 LOB: 1 BB: 1 P: 10	R: 0 E: 0 K: 2 S: 8 H: 1 LOB: 2 BB: 1 P: 12	R: 0 E: 0 K: 0 S: 3 H: 0 LOB: 0 BB: 0 P: 3	R: 0 E: 0 K: 0 S: 4 H: 1 LOB: 1 BB: 0 P: 4	R: 6 E: 1 K: 1 S: 10 H: 4 LOB: 1 BB: 2 P: 18	R: 0 E: 0 K: 1 S: 5 H: 0 LOB: 0 BB: 0 P: 5	R: 1 E: 0 K: 0 S: 5 H: 2 LOB: 2 BB: 0 P: 6	R: 0 E: 0 K: 2 S: 7 H: 0 LOB: 0 BB: 0 P: 7		1B: 6 2B: 3 3B: 0 HR: 0 SF: 0 SAC: 1 DP: 0 HBP: 1						

PITCHER		IP	WLS	BF	H	R	ER	SO	BB	IBB	HBP	BLK	WP	HR	S	P	ERA	WHIP
38 Buddy Carlyle, R ERA: 5.4	(1, 1)	4.0	L	17	3	1	1	3	2	0	0	0	0	0	21	29	2.25	1.250
40 Jeff Ridgway, L ERA: 5.4	(5, 1)	1.0		10	4	6	4	1	2	0	0	1	0	0	10	18	36.00	6.000
Will Ohman, L ERA: 2.25	(6, 1)	1.0		3	0	0	0	1	0	0	0	0	0	0	5	5	0.00	0.000
58 Peter Moylan, R ERA: 1.35	(7, 1)	1.0		6	2	1	1	0	0	0	1	0	0	0	5	6	9.00	2.000
Tyler Yates, R ERA: 10.29	(8, 1)	1.0		3	0	0	0	2	0	0	0	0	0	0	7	7	0.00	0.000

PITCHER

IP	WLS	BF	H	R	ER	SO	BB	IBB	HBP	BLK	WP	HR	S	P	ERA	WHIP

Atlanta Braves @ Cleveland Indians

Chain of Lakes Park, Winter Haven, FL

Mon Mar 24 2008, 1:05 PM EDT

Att. 7,337 - Overcast - 69 F

livebaseballscorecards.com

AB	33
R	8
H	9
RBI	5
BB	4
SO	7
LOB	15

WP: 0 PB: 0 SB: 0 CS: 0 PA: 39

Atlanta Braves @ New York Mets

Tradition Field, Port St. Lucie, FL

Tue Mar 25 2008, 1:10 PM EDT

Att. 6,627 - Partly Cloudy - 71 F

TOP

livebaseballscorecards.com

Batter	1	2	3	4	5	6	7	8	9	AB	R	H	RBI	BB	SO	LOB
1 Grégor Blanco, L (1, 8) (6, 9) OBP: 0.542, SLG: 0.543	F7		K		BB		F7-3 1B		F7	4	0	1	0	1	1	0
19 Yunel Escobar, R (1, 6) OBP: 0.446, SLG: 0.577 Van Pope, R (5, 5) OBP: 0.286, SLG: 0.429	23 CS 1B			7 G6-3 BB	K		F9		2B	2 2	0 0	1 1	0 0	1 0	1 0	2 1
7 Jeff Francoeur, R (1, 9) OBP: 0.309, SLG: 0.434 Gorkys Hernández, R (6, 8) OBP: 0.333, SLG: 0.333	F7			G6-3 1-2f		G6-3	F7-3 1-1		G3-1	3 2	0 0	0 0	0 0	0 0	0 0	2 2
23 Matt Diaz, R (1, 7) OBP: 0.404, SLG: 0.442 48 Chris Resop, R (6, 1) 56 Blaine Boyer, R (7, 1) OBP: 0.500, SLG: 0.500 90 Mark Jurich, L (8, PH) OBP: 1.000, SLG: 1.000 67 Javier Guzman, S (8, PR) OBP: 0.333, SLG: 0.313 (8, 4)	CS 1-2	G4-3		G6-3		14 1B 20 1B 1B		14 1B 1B		3 0 0 1 0	1 0 0 0 0	1 0 0 1 0	0 0 0 0 0	0 0 0 0 0	0 0 0 0 0	0 0 0 0 0
14 Martín Prado, R (1, 4) OBP: 0.384, SLG: 0.424 18 Clint Sammons, R (8, 2) OBP: 0.316, SLG: 0.412		BB			20 1B 68 BB 27 BB BB	0-0 20 1B 27 E 1-3 1B		0-0 1-2 1B		2 0	2 0	2 0	0 0	2 0	0 0	0 0
68 Brent Lillibridge, R (1, 5) OBP: 0.344, SLG: 0.314 (5, 6)		F9			27 BB 20 1B 5 G6-4-3 1-2 BB	K		F7		3	1	0	0	1	1	5
20 Scott Thorman, L (1, 3) OBP: 0.241, SLG: 0.319 77 Barbaro Canizares, R (8, 3) OBP: 0.200, SLG: 0.200		F9			5 G6-4-3 27 BB 1-2 2-3 1B	27 E 1-2 3-H 1B		F8		4 0	0 0	2 0	1 0	0 0	0 0	3 0
27 Corky Miller, R (1, 2) OBP: 0.280, SLG: 0.435 Tyler Yates, R (8, 1) Brad Nelson, R (9, 1)	G6-3				5 G6-4-3 1-2 2-3 3-H BB	E9 1-3 2-H 1B		G1-3		3 0 0	0 0 0	1 0 0	2 0 0	1 0 0	0 0 0	2 0 0
15 Tim Hudson, R (1, 1) 34 Royce Ring, L (4, 1) 5 Brayan Peña, S (5, PH) OBP: 0.240, SLG: 0.250 39 Rafael Soriano, R (5, 1) 22 Josh Anderson, L (6, PH) OBP: 0.327, SLG: 0.348 (6, 7)	G6-3				G6-4-3 1-2f 2-3 3-H	F7			B3	1 0 1 0 2	0 0 0 0 0	0 0 0 0 0	0 0 0 0 0	0 0 0 0 0	0 0 0 0 0	0 0 2 0 2

	AB	33
	R	4
	H	10
	RBI	3
	BB	6
	SO	3
	LOB	21

Inning Stats	1	2	3	4	5	6	7	8	9	1B: 9	SF: 0	WP: 0	PA: 40
R:	0	0	0	0	2	2	0	0	0	2B: 2	SAC: 0	PB: 0	
E:	0	0	0	0	0	1	0	0	0	3B: 0	DP: 3	SB: 0	
K:	0	0	1	0	1	1	0	0	0	HR: 0	HBP: 0	CS: 1	
S:	6	8	5	5	12	10	3	5	9				
H:	1	0	0	0	1	4	1	2	1				
LOB:	0	1	0	0	2	2	0	2	1				
BB:	0	1	0	1	4	0	0	0	0				
P:	9	15	8	10	30	11	3	5	14				

PITCHER		IP	WLS	BF	H	R	ER	SO	BB	IBB	HBP	BLK	WP	HR	S	P	ERA	WHIP
62 Jonathon Niese, L ERA: 3.12	(1, 1)	4.2		19	2	2	2	1	6	0	0	0	0	0	32	68	3.86	1.714
77 Ivan Maldonado, R ERA: 7.71	(5, 1)	1.1	B	8	4	2	2	2	0	0	0	0	0	0	14	15	13.50	3.000
92 Joe Hietpas, R ERA:	(7, 1)	1.1		6	3	0	0	0	0	0	0	0	0	0	6	6	0.00	2.250
73 Ricardo Rincon, L ERA: 4.5	(8, 1)	1.2	W	6	1	0	0	0	0	0	0	0	0	0	11	16	0.00	0.600

PITCHER		IP	WLS	BF	H	R	ER	SO	BB	IBB	HBP	BLK	WP	HR	S	P	ERA	WHIP

Atlanta Braves @ New York Mets

Tradition Field, Port St. Lucie, FL

Tue Mar 25 2008, 1:10 PM EDT

Att. 6,627 - Partly Cloudy - 71 F

livebaseballscorecards.com

BOTTOM

Batter	1	2	3	4	5	6	7	8	9	AB	R	H	RBI	BB	SO	LOB
7 José Reyes, S (1, 6) OBP: 0.348, SLG: 0.492 4 Anderson Hernandez, S (8, 6) OBP: 0.298, SLG: 0.294	0-2 G5-3		0-0 F8		1-3 K		4-0 1 P5-4-3 BB 1-2			3 0	0 0	0 0	0 0	1 0	1 0	1 0
1 Luis Castillo, S (1, 4) OBP: 0.290, SLG: 0.250 Ruben Gotay, S (8, 4) OBP: 0.435, SLG: 0.529	0-0 G3			1-0 B2-3	1-3 K		0-0 P5-4-3 1-2f			4 0	0 0	0 0	0 0	0 0	1 0	3 0
5 David Wright, R (1, 5) OBP: 0.354, SLG: 0.379 Damion Easley, R (7, 5) OBP: 0.216, SLG: 0.303	2-2 F7			4-2 15 WP 21 E BB		0-3 K		0-0 65 P5-3 1B		2 1	1 0	0 1	0 0	1 0	1 0	0 0
15 Carlos Beltrán, S (1, 8) OBP: 0.333, SLG: 0.429 17 Fernando Tatis, R (7, 7) OBP: 0.280, SLG: 0.478		1-3 K		4-2 SAFE 21 S 19 E BB 1-2		0-0 9 1B 2B		1-3 K		2 1	2 0	1 0	0 0	1 0	1 1	0 1
21 Carlos Delgado, L (1, 3) OBP: 0.222, SLG: 0.343 65 Gustavo Molina, R (7, 2) OBP: 0.412, SLG: 0.400		0-1 G6-3		1-0 P6 1-2 2-H		0-3 K		0-0 P5-3 1-2		3 1	0 0	0 0	0 0	0 0	1 0	2 1
19 Ryan Church, L (1, 9) OBP: 0.300, SLG: 0.233 77 Ivan Maldonado, R (5, 1) 9 Marlon Anderson, L (6, PH) OBP: 0.344, SLG: 0.286 (7, 3)	3-1 F8			0-0 E3 2-H		2-2 1B 2-H		2-2 G4-3		2 0 2	0 0 0	0 0 1	0 0 1	0 0 0	0 0 1	0 0 1
30 Raul Casanova, S (1, 2) OBP: 0.353, SLG: 0.516 92 Joe Hietpas, R (7, 1) 93 Brady Clark, R (8, 9) OBP: 0.419, SLG: 0.327			2-2 HR	0-0 F7		0-3 K		4-0 WP SH2-4 1B BB		3 0 0	1 0 1	1 0 0	1 0 0	0 0 1	1 0 0	2 0 0
Endy Chavez, L (1, 7) OBP: 0.293, SLG: 0.289 (7, 8)			0-0 F8		0-0 2B		0-0 F7	0-0 SH2-4 1-2		3	0	1	0	0	0	0
62 Jonathon Niese, L (1, 1) 16 Ángel Pagán, S (5, 9) OBP: 0.375, SLG: 0.485 73 Ricardo Rincon, L (8, 1) Rafael Arroyo, R (9, PH) OBP: 1.000, SLG: 1.000			0-3 K		1-3 K		0-0 7 S 1B	1-0 2-H 1B		1 2 0 1	0 0 0 0	0 1 0 1	0 0 0 1	0 1 0 0	1 1 0 0	0 1 0 0
Inning Stats	R: 0 E: 0 K: 0 S: 9 H: 0 LOB: 0 BB: 0 P: 11	R: 0 E: 0 K: 1 S: 7 H: 0 LOB: 0 BB: 0 P: 11	R: 1 E: 0 K: 1 S: 9 H: 1 LOB: 0 BB: 0 P: 11	R: 2 E: 1 K: 0 S: 11 H: 0 LOB: 1 BB: 2 P: 21	R: 0 E: 0 K: 3 S: 11 H: 1 LOB: 1 BB: 0 P: 14	R: 1 E: 0 K: 3 S: 14 H: 2 LOB: 1 BB: 0 P: 16	R: 0 E: 0 K: 0 S: 3 H: 1 LOB: 1 BB: 1 P: 7	R: 0 E: 0 K: 1 S: 8 H: 1 LOB: 1 BB: 0 P: 11	R: 1 E: 0 K: 0 S: 2 H: 1 LOB: 1 BB: 1 P: 7	1B: 4 2B: 2 3B: 0 HR: 1	SF: 0 SAC: 1 DP: 1 HBP: 0						

	AB	31
	R	5
	H	7
	RBI	3
	BB	4
	SO	9
	LOB	12

WP: 2 PB: 0 SB: 2 CS: 0 PA: 36

PITCHER		IP	WLS	BF	H	R	ER	SO	BB	IBB	HBP	BLK	WP	HR	S	P	ERA	WHIP
15 Tim Hudson, R ERA: 1.47	(1, 1)	3.1		13	1	3	1	2	2	0	0	0	1	1	33	50	2.70	0.900
34 Royce Ring, L ERA: 2.89	(4, 1)	0.2		3	0	0	0	0	0	0	0	0	0	0	3	4	0.00	0.000
39 Rafael Soriano, R ERA: 4.5	(5, 1)	1.0		4	1	0	0	3	0	0	0	0	0	0	11	14	0.00	1.000
48 Chris Resop, R ERA: 2.45	(6, 1)	1.0	B	5	2	1	1	3	0	0	0	0	0	0	14	16	9.00	2.000
56 Blaine Boyer, R ERA: 2.08	(7, 1)	1.0		4	1	0	0	0	1	0	0	0	0	0	3	7	0.00	2.000

PITCHER		IP	WLS	BF	H	R	ER	SO	BB	IBB	HBP	BLK	WP	HR	S	P	ERA	WHIP
Tyler Yates, R ERA: 9.0	(8, 1)	1.0		4	1	0	0	1	0	0	0	0	0	0	8	11	0.00	1.000
Brad Nelson, R ERA: 27.0	(9, 1)	0.1	L	3	1	1	1	0	1	0	0	0	1	0	2	7	27.00	6.000

Batter	1	2	3	4	5	6	7	8	9	AB	R	H	RBI	BB	SO	LOB
15 Cristian Guzman, S (1, 6) OBP: 0.333, SLG: 0.435	E6 44 FC1-6		11 FC6-4 BB		44 2B 2B		11 FC6-4 BB		G4-3	3	1	1	1	2	0	1
44 Lastings Milledge, R (1, 8) OBP: 0.403, SLG: 0.500	FC1-6 11 BB		F8		2B		F7			4	0	1	1	0	0	4
11 Ryan Zimmerman, R (1, 5) OBP: 0.347, SLG: 0.600	25 FC6-4 BB		FC6-4		K		FC6-4			3	0	0	0	1	1	4
Luis Ayala, R (7, 1)										0	0	0	0	0	0	0
90 Mike Daniel, L (8, 9) OBP: 1.000, SLG: 2.000										0	0	0	0	0	0	0
24 Nick Johnson, L (1, 3) OBP: 0.390, SLG: 0.429	F7			K	G4-3			25 G6-4-3 BB		3	0	0	0	1	1	3
25 Austin Kearns, R (1, 9) OBP: 0.313, SLG: 0.450	FC6-4			G5-3		16 G6-4-3 BB		G6-4-3		3	0	0	0	1	0	3
36 Ray King, L (8, 1)										0	0	0	0	0	0	0
Josh Hall, R (8, 1)										0	0	0	0	0	0	0
16 Paul Lo Duca, R (1, 2) OBP: 0.308, SLG: 0.462		G6-3		2B		G6-4-3		G4-3		4	0	1	0	0	0	1
Rob Mackowiak, L (1, 7) OBP: 0.294, SLG: 0.200		K		G1-3		G1-3				3	0	0	0	0	1	1
3 Jesus Flores, R (9, PH) OBP: 0.310, SLG: 0.297									FC1-6 BB	0	0	0	0	1	0	0
22 Willie Harris, L (1, 4) OBP: 0.396, SLG: 0.324		K			47 SH5-4 15 2B 1B		F8		FC1-6	3	1	1	0	0	1	0
Jhonatan Solano, R (9, PH)										1	0	0	0	0	0	1
47 Matt Chico, L (1, 1)			F7		SH5-4		15 BB 1B		F7	1	0	0	0	0	0	0
Jesus Colome, R (6, 1)										0	0	0	0	0	0	0
4 Pete Orr, L (7, PH) OBP: 0.436, SLG: 0.639										1	0	1	0	0	0	0
8 Aaron Boone, R (7, 5) OBP: 0.296, SLG: 0.385										1	0	0	0	0	0	1
Inning Stats	R: 0 E: 1 K: 0 S: 4 H: 0 LOB: 2 BB: 1 P: 8	R: 0 E: 0 K: 2 S: 7 H: 0 LOB: 0 BB: 0 P: 7	R: 0 E: 0 K: 0 S: 3 H: 0 LOB: 1 BB: 1 P: 7	R: 0 E: 0 K: 1 S: 6 H: 1 LOB: 1 BB: 0 P: 6	R: 2 E: 0 K: 1 S: 8 H: 3 LOB: 1 BB: 0 P: 8	R: 0 E: 0 K: 0 S: 2 H: 0 LOB: 0 BB: 1 P: 6	R: 0 E: 0 K: 0 S: 4 H: 1 LOB: 2 BB: 1 P: 8	R: 0 E: 0 K: 0 S: 2 H: 0 LOB: 0 BB: 1 P: 6	R: 0 E: 0 K: 0 S: 3 H: 0 LOB: 1 BB: 1 P: 7	1B: 2 2B: 3 3B: 0 HR: 0	SF: 0 SAC: 1 DP: 2 HBP: 0					

PITCHER		IP	WLS	BF	H	R	ER	SO	BB	IBB	HBP	BLK	WP	HR	S	P	ERA	WHIP
30 Jeff Bennett, R ERA: 1.93	(1, 1)	4.0		16	1	0	0	3	2	0	0	0	0	0	20	28	0.00	0.750
Will Ohman, L ERA: 4.0	(5, 1)	1.0	W	6	3	2	2	1	0	0	0	0	0	0	8	8	18.00	3.000
39 Rafael Soriano, R ERA: 3.6	(6, 1)	1.0	H	3	0	0	0	0	1	0	0	0	0	0	2	6	0.00	1.000
58 Peter Moylan, R ERA: 1.17	(7, 1)	1.0	H	5	1	0	0	0	1	0	0	0	0	0	4	8	0.00	2.000
46 Manny Acosta, R ERA: 1.8	(8, 1)	1.0	H	3	0	0	0	0	1	0	0	0	0	0	2	6	0.00	1.000

PITCHER		IP	WLS	BF	H	R	ER	SO	BB	IBB	HBP	BLK	WP	HR	S	P	ERA	WHIP
40 Jeff Ridgway, L ERA: 4.82	(9, 1)	1.0		4	0	0	0	0	1	0	0	0	0	0	3	7	0.00	1.000

TOP

Washington Nationals @ Atlanta Braves

Champion Stadium, Lake Buena Vista, FL

Wed Mar 26 2008, 1:05 PM EDT

Att. 7,831 - Sunny - 70 F

livebaseballscorecards.com

AB	30
R	2
H	5
RBI	2
BB	6
SO	4
LOB	19

1B: 2 2B: 3 3B: 0 HR: 0 SF: 0 SAC: 1 DP: 2 HBP: 0

WP: 0 PB: 0 SB: 0 CS: 0 PA: 37

Batter	1	2	3	4	5	6	7	8	9	AB	R	H	RBI	BB	SO	LOB
2 Kelly Johnson, L (1, 4) OBP: 0.283, SLG: 0.229	G3		F7		SH2-3 2-3		K	78 SF8 1-H 2-H 3B		2	0	0	0	0	0	0
68 Brent Lillibridge, R (6, 6) OBP: 0.349, SLG: 0.358										2	1	1	2	0	1	0
19 Yunel Escobar, R (1, 6) OBP: 0.424, SLG: 0.556	K		F8		SF8 3-H		G4-3	SF8 3-H		2	0	0	1	0	1	0
78 Wes Timmons, R (6, 5) OBP: 0.333, SLG: 0.400										1	0	0	1	0	0	0
10 Chipper Jones, S (1, 5) OBP: 0.438, SLG: 0.625	G5-3			HR BB	F8		1B	F8		2	1	0	0	1	0	0
39 Rafael Soriano, R (6, 1)										0	0	0	0	0	0	0
5 Brayan Peña, S (7, 2) OBP: 0.259, SLG: 0.269										2	0	1	0	0	0	0
Mark Teixeira, S (1, 3) OBP: 0.273, SLG: 0.373		F8		HR 1-H		7 G1-3 16 1B 2B	K			3	1	2	2	0	0	0
22 Josh Anderson, L (6, PR) OBP: 0.320, SLG: 0.340 (7, 9)										1	1	0	0	0	1	1
7 Jeff Francoeur, R (1, 9) OBP: 0.293, SLG: 0.411		F7		G6-3		G1-3 2-3		K		3	0	0	0	0	0	1
1 Grégor Blanco, L (7, 8) OBP: 0.531, SLG: 0.528										1	0	0	0	0	1	0
16 Brian McCann, L (1, 2) OBP: 0.310, SLG: 0.463	23 E 1B		G3			23 2B 3-H 1B		27 BB 26 1B 14 1B 1B		3	0	2	1	0	0	0
20 Scott Thorman, L (7, 3) OBP: 0.255, SLG: 0.333										1	1	1	0	0	0	0
23 Matt Diaz, R (1, 7) OBP: 0.400, SLG: 0.457	E4 1-2		G6-3			1-3 2B		27 BB 14 1B 1-2 1B		3	0	1	0	0	0	1
26 Joe Borchard, S (7, 7) OBP: 0.333, SLG: 0.526										1	1	1	0	0	0	0
11 Mark Kotsay, L (1, 8) OBP: 0.268, SLG: 0.283	F7				14 2B 2B	K		14 1B 68 3B 1-2 2-3 BB		3	1	1	0	0	1	4
58 Peter Moylan, R (7, 1)										0	0	0	0	0	0	0
46 Manny Acosta, R (8, 1)										0	0	0	0	0	0	0
27 Corky Miller, R (8, PH) OBP: 0.308, SLG: 0.435										0	1	0	0	1	0	0
40 Jeff Ridgway, R (9, 1)										0	0	0	0	0	0	0
30 Jeff Bennett, R (1, 1)			G5-3		2 SH2-3 19 SF8 2-H 2B	F9		68 3B 1-2 2-H 3-H 1B		1	0	0	0	0	0	0
Will Ohman, L (5, 1)										0	0	0	0	0	0	0
14 Martín Prado, R (5, PH) OBP: 0.395, SLG: 0.449 (6, 4)										3	2	2	3	0	0	2
Inning Stats	R: 0 H: 0 E: 0 LOB: 0 K: 1 BB: 0 S: 5 P: 5	R: 0 H: 1 E: 1 LOB: 2 K: 0 BB: 0 S: 5 P: 5	R: 0 H: 0 E: 0 LOB: 0 K: 0 BB: 0 S: 3 P: 3	R: 2 H: 1 E: 0 LOB: 0 K: 0 BB: 1 S: 4 P: 8	R: 2 H: 2 E: 0 LOB: 0 K: 0 BB: 0 S: 5 P: 5	R: 1 H: 3 E: 0 LOB: 2 K: 1 BB: 0 S: 8 P: 8	R: 0 H: 1 E: 0 LOB: 1 K: 2 BB: 0 S: 8 P: 8	R: 5 H: 4 E: 0 LOB: 0 K: 1 BB: 1 S: 9 P: 13		1B: 6 SF: 2 2B: 4 SAC: 1 3B: 1 DP: 0 HR: 1 HBP: 0						

PITCHER		IP	WLS	BF	H	R	ER	SO	BB	IBB	HBP	BLK	WP	HR	S	P	ERA	WHIP
47 Matt Chico, L ERA: 4.56	(1, 1)	5.2	L	26	7	5	5	2	1	0	0	0	0	1	29	33	7.94	1.412
Jesus Colome, R ERA: 4.15	(6, 1)	0.1		1	0	0	0	0	0	0	0	0	0	0	1	1	0.00	0.000
Luis Ayala, R ERA: 2.16	(7, 1)	1.0		4	1	0	0	2	0	0	0	0	0	0	8	8	0.00	1.000
36 Ray King, L ERA: 5.63	(8, 1)	0.1		6	4	5	5	1	1	0	0	0	0	0	7	11	135.00	15.000
Josh Hall, R ERA:	(8, 1)	0.2		2	0	0	0	0	0	0	0	0	0	0	2	2	0.00	0.000

PITCHER	IP	WLS	BF	H	R	ER	SO	BB	IBB	HBP	BLK	WP	HR	S	P	ERA	WHIP

BOTTOM

Washington Nationals @ Atlanta Braves

Championship Stadium, Lake Buena Vista, FL

Wed Mar 26 2008, 1:05 PM EDT

Att. 7,831 - Sunny - 70 F

livebaseballscorecards.com

AB	34
R	10
H	12
RBI	10
BB	2
SO	5
LOB	9

1B: 6	SF: 2	WP: 0	PA: 39
2B: 4	SAC: 1	PB: 0	
3B: 1	DP: 0	SB: 0	
HR: 1	HBP: 0	CS: 0	

Batter	1	2	3	4	5	6	7	8	9	AB	R	H	RBI	BB	SO	LOB
Endy Chavez, L (1, 8) OBP: 0.306, SLG: 0.311	FC4-6 1B	1B		F8	G1-3 2-3 3-H		SF9 3-H		K	4	0	2	2	0	0	2
Jésus Feliciano, L (7, 8) OBP: 0.500, SLG: 0.444										1	0	0	0	0	1	0
Damion Easley, R (1, 4) OBP: 0.205, SLG: 0.256	FC4-6 16 BB 9 2B 1-2f	K		9 BB 16 BB 1-2 HBP	F7		16 G3 2-H 1B		K	3	1	0	0	0	1	3
4 Anderson Hernandez, S (6, 4) OBP: 0.305, SLG: 0.302										2	0	1	1	0	1	0
16 Ángel Pagán, S (1, 7) OBP: 0.388, SLG: 0.466	9 2B 1-2 BB		9 1B BB	9 BB 1-2 2-3 BB		F9	G3 2-3			2	1	0	0	3	0	1
9 Marlon Anderson, L (1, 3) OBP: 0.368, SLG: 0.333	19 1B 1-H 2-H 2B		17 G2-3 1-3 1B			K	G6-3			3	1	2	3	1	1	0
94 Jake Eigsti, R (6, 5) OBP: 0.500, SLG: 1.000										1	0	0	0	0	0	1
17 Fernando Tatis, R (1, 5) OBP: 0.258, SLG: 0.414	K		G2-3 1-2	P5		1B		F8		5	0	1	0	0	1	6
(6, 3)																
19 Ryan Church, L (1, 10) OBP: 0.327, SLG: 0.313	2-H 1B	K			30 2B	G1-3		2B		5	1	3	1	0	1	3
30 Raul Casanova, S (1, 2) OBP: 0.368, SLG: 0.629	G3	K			64 SH5-3 G1-3 2-H 2B		1-2 HR	K		4	2	2	2	0	1	3
65 Gustavo Molina, R (7, 2) OBP: 0.429, SLG: 0.421										1	0	0	0	0	1	1
93 Brady Clark, R (1, 9) OBP: 0.420, SLG: 0.316		K		F9	G1-3 64 SH5-3 BB		64 2B SF9 1B	G4-3		4	1	1	0	1	1	1
64 Anderson Machado, S (1, 6) OBP: 0.357, SLG: 0.583		F8		16 BB HBP 9 BB BB	SH5-3 1-2 2-3		4 1-3 1B 2B		P5-3	2	2	1	0	1	0	0
Luis Rivera, R (9, PH) (9, 6)										1	0	0	0	0	0	0
Inning Stats	R: 3 E: 0 K: 1 S: 8 H: 3 LOB: 1 BB: 1 P: 12	R: 0 E: 0 K: 2 S: 8 H: 1 LOB: 1 BB: 0 P: 8	R: 0 E: 0 K: 2 S: 8 H: 1 LOB: 2 BB: 1 P: 12	R: 1 E: 0 K: 0 S: 3 H: 0 LOB: 3 BB: 3 P: 16	R: 2 E: 0 K: 0 S: 5 H: 2 LOB: 1 BB: 1 P: 9	R: 0 E: 0 K: 1 S: 6 H: 1 LOB: 1 BB: 0 P: 6	R: 3 E: 0 K: 0 S: 9 H: 4 LOB: 1 BB: 0 P: 10	R: 0 E: 0 K: 1 S: 6 H: 1 LOB: 1 BB: 0 P: 6	R: 0 E: 0 K: 2 S: 7 H: 0 LOB: 0 BB: 0 P: 7	1B: 7 2B: 5 3B: 0 HR: 1 SF: 1 SAC: 1 DP: 0 HBP: 1	WP: 0 PB: 0 SB: 0 CS: 0 PA: 47					

PITCHER		IP	WLS	BF	H	R	ER	SO	BB	IBB	HBP	BLK	WP	HR	S	P	ERA	WHIP
58 Peter Moylan, R ERA: 4.15	(1, 1)	1.0	L	7	3	3	3	1	1	0	0	0	0	0	8	12	27.00	4.000
48 Chris Resop, R ERA: 2.25	(2, 1)	1.0		4	1	0	0	2	0	0	0	0	0	0	8	8	0.00	1.000
34 Royce Ring, L ERA: 2.61	(3, 1)	1.0		5	1	0	0	2	1	0	0	0	0	0	8	12	0.00	2.000
Charlie Morton, R ERA: 6.0	(4, 1)	3.0		17	3	3	3	1	4	0	1	0	0	0	14	31	9.00	2.333
Jairo Asencio, R ERA: 27.0	(7, 1)	1.0		7	4	3	3	0	0	0	0	0	0	1	9	10	27.00	4.000

PITCHER		IP	WLS	BF	H	R	ER	SO	BB	IBB	HBP	BLK	WP	HR	S	P	ERA	WHIP
Kevin Gunderson, L ERA:	(8, 1)	1.0		4	1	0	0	1	0	0	0	0	0	0	6	6	0.00	1.000
92 Kris Medlen, R ERA:	(9, 1)	1.0		3	0	0	0	2	0	0	0	0	0	0	7	7	0.00	0.000

TOP

New York Mets @ Atlanta Braves

Champion Stadium, Lake Buena Vista, FL

Thu Mar 27 2008, 1:05 PM EDT

Att. 11,082 - Sunny - 79 F

livebaseballscorecards.com

AB	38
R	9
H	13
RBI	9
BB	6
SO	9
LOB	21

BOTTOM

New York Mets @ Atlanta Braves

Champion Stadium, Lake Buena Vista, FL

Thu Mar 27 2008, 1:05 PM EDT

Att. 11,082 - Sunny - 79 F

livebaseballscorecards.com

Batter	1	2	3	4	5	6	7	8	9	AB	R	H	RBI	BB	SO	LOB
2 Kelly Johnson, L (1, 4) OBP: 0.291, SLG: 0.260	F8		10 G6-3 1B 2B		F8		BBBB 4-0 68 HBP BB 1-2 2-3		BB 1B 3-H	2	0	1	0	0	0	0
14 Martín Prado, R (3, PR) OBP: 0.405, SLG: 0.451 (4, 4)										2	1	1	1	1	0	0
19 Yunel Escobar, R (1, 6) OBP: 0.426, SLG: 0.554	10 2B SF7 1B		CCC 0-3 K		F9		H 1-0 1-2 2-3 3-H HBP		L8	2	1	1	0	0	1	1
68 Brent Lillibridge, R (4, 6) OBP: 0.348, SLG: 0.345										2	0	0	1	0	0	1
10 Chipper Jones, S (1, 5) OBP: 0.440, SLG: 0.643	E 1-3 2B		G6-3 2-3		F8		F7		BBBB 4-0 1-2 BB	2	0	1	0	0	0	1
Van Pope, R (4, 5) OBP: 0.294, SLG: 0.375										2	0	0	0	1	0	3
Mark Teixeira, S (1, 3) OBP: 0.281, SLG: 0.385	SF7 2-3 3-H		7 FC4-6 1B 3-H			L3	F7		SSS K	1	0	1	2	0	0	0
20 Scott Thorman, L (3, PR) OBP: 0.241, SLG: 0.314 (4, 3)										3	0	0	0	0	1	5
7 Jeff Francoeur, R (1, 9) OBP: 0.283, SLG: 0.397	P4		FC4-6 1-2f			CCC K		G4-3		2	0	0	0	0	0	3
Jason Heyward, L (4, 9)										2	0	0	0	0	1	0
23 Matt Diaz, R (1, 7) OBP: 0.423, SLG: 0.479		1B		11 FC3-6 1B		G1-3		SSS K		2	0	2	0	0	0	0
22 Josh Anderson, L (4, PR) OBP: 0.308, SLG: 0.327 (5, 7)										2	0	0	0	0	1	0
11 Mark Kotsay, L (1, 8) OBP: 0.259, SLG: 0.273	P6		FC3-6 1-2f 16 G3-4-1				CCC 0-3 K	G4-3		2	0	0	0	0	0	2
1 Grégor Blanco, L (4, PR) OBP: 0.510, SLG: 0.500 (5, 8)										2	0	0	0	0	1	0
16 Brian McCann, L (1, 10) OBP: 0.295, SLG: 0.442	CCC 0-3 K		G3-4-1 1-2				14 BB 5 BB 68 HBP 1B		5 G4-3 14 1B 2B	2	0	0	0	0	1	2
26 Joe Borchard, S (7, PH) OBP: 0.364, SLG: 0.575 (8, 10)										2	2	2	0	0	0	0
27 Corky Miller, R (1, 2) OBP: 0.286, SLG: 0.400	F9			F8			BBBB 4-0 68 HBP 14 BB 1-2 BB		G4-3 2-3	2	0	0	0	0	0	3
5 Brayan Peña, S (5, 2) OBP: 0.276, SLG: 0.259										1	0	0	0	1	0	1

Inning Stats	1	2	3	4	5	6	7	8	9
	R: 1 H: 2 E: 1 LOB: 1 K: 0 BB: 0 S: 5 P: 5	R: 0 H: 1 E: 0 LOB: 1 K: 1 BB: 0 S: 6 P: 6	R: 1 H: 2 E: 0 LOB: 2 K: 1 BB: 0 S: 7 P: 7	R: 0 H: 1 E: 0 LOB: 2 K: 0 BB: 0 S: 4 P: 4	R: 0 H: 0 E: 0 LOB: 0 K: 0 BB: 0 S: 3 P: 3	R: 0 H: 0 E: 0 LOB: 0 K: 1 BB: 0 S: 5 P: 5	R: 1 H: 1 E: 0 LOB: 3 K: 1 BB: 2 S: 6 P: 15	R: 0 H: 0 E: 0 LOB: 0 K: 1 BB: 0 S: 5 P: 5	R: 1 H: 2 E: 0 LOB: 2 K: 1 BB: 1 S: 7 P: 11

	AB	35
	R	4
	H	9
	RBI	4
	BB	3
	SO	6
	LOB	22

	1B: 6	SF: 1	WP: 0	PA: 40
	2B: 3	SAC: 0	PB: 0	
	3B: 0	DP: 0	SB: 0	
	HR: 0	HBP: 1	CS: 0	

PITCHER		IP	WLS	BF	H	R	ER	SO	BB	IBB	HBP	BLK	WP	HR	S	P	ERA	WHIP
Oliver Pérez, L ERA: 5.4	(1, 1)	6.1	W	27	7	3	3	4	1	0	0	0	0	0	34	38	4.26	1.263
Joe Smith, R ERA: 7.11	(7, 1)	1.2		7	0	0	0	1	1	0	1	0	0	0	7	12	0.00	0.600
73 Ricardo Rincon, L ERA: 5.0	(9, 1)	1.0		6	2	1	1	1	1	0	0	0	0	0	7	11	9.00	3.000

PITCHER		IP	WLS	BF	H	R	ER	SO	BB	IBB	HBP	BLK	WP	HR	S	P	ERA	WHIP

Cleveland Indians @ Atlanta Braves

Turner Field, Atlanta, GA

Fri Mar 28 2008, 7:10 PM EDT

Att. 16,595 - Partly Cloudy - 69 F

livebaseballscorecards.com

Batter	1	2	3	4	5	6	7	8	9	AB	R	H	RBI	BB	SO	LOB
24 Grady Sizemore, L (1, 8) OBP: 0.451, SLG: 0.860	B B C B X 3-1 48 SF7 3B		B C S X 1-2 2B	C B B T H 3-2 13 G6-4-3 HBP			C B H SI 86 2-1 48 1B HBP		X 0-0 ② F7	2	1	2	0	0	0	0
93 Jose Constanza, L (7, 8) OBP: 0.400, SLG: 0.400										1	0	0	0	0	0	1
13 Asdrúbal Cabrera, S (1, 4) OBP: 0.373, SLG: 0.558	B C F B F F B X 3-2 ① L6		B B B C S B 4-2 BB	C X 0-1 ② ③ G6-4-3 1-2f			B X 1-0 ② F8		B F C SI 89 B SI 91 X CH 82 2-2 48 1B 10 1B 1B 1-2	4	1	1	0	1	0	4
(7, 6)																
48 Travis Hafner, L (1, 10) OBP: 0.403, SLG: 0.438	S X 0-1 ② SF7 3-H		B S S B S 2-3 ③ K		C F S 0-3 ① K		C X CU 72 0-1 1-2 1B		B B FF 89 B FF 91 X FF 90 3-0 10 1B 1-2 2-H 1B	4	0	2	2	0	2	2
41 Victor Martinez, S (1, 2) OBP: 0.361, SLG: 0.466	X 0-0 ③ G5-3			B B C B F B 4-2 2 2B BB	B C F B X 2-2 ② G1-3		C D S SI 86 C CU 71 1-3 ③ K		X 0-0 1-2 2-H 1B	3	1	0	0	1	1	2
10 Kelly Shoppach, R (7, 2) OBP: 0.469, SLG: 0.528										1	0	1	1	0	0	0
2 Jhonny Peralta, R (1, 6) OBP: 0.368, SLG: 0.462		C S S X 0-2 ① F7		1 SAFE 1 SAFE B X 1-0 25 1B 1-H 2B	C F X 0-2 ③ F9			C C SL 78 B SL 78 B FF 88 S FF 88 2-3 ① K	B X CH 78 1-0 ③ F9	3	1	1	1	0	0	0
11 Jamey Carroll, R (7, 4) OBP: 0.273, SLG: 0.294										2	0	0	0	0	1	2
25 Ryan Garko, R (1, 3) OBP: 0.311, SLG: 0.418		C S B F B B X 3-2 ② F7		B B X 2-0 20 1B 3B 2-H 1B		F X FF 89 0-1 G6-4-3 1B		B C FF 89 F SL 80 B FF 89 X SL 80 2-2 ② G5-3		4	1	2	1	0	0	0
26 Andy González, R (8, 3) OBP: 0.325, SLG: 0.694										0	0	0	0	0	0	0
20 David Dellucci, L (1, 7) OBP: 0.314, SLG: 0.378		B X 1-0 ③ F7		B B B X 3-0 3B 1-2 1B		C S SL 80 S SL 81 0-3 ① K		X 0-0 ③ G4-3		4	1	1	0	0	1	1
Franklin Gutierrez, R (1, 9) OBP: 0.420, SLG: 0.587		C B S B F F F X 2-2 ① F8		B B 2 SAFE X 2-0 ① P4		B B X SI 90 2-0 ② ③ G6-4-3 1-2f			B B SL 76 B SI 90 B FF 91 4-0 13 1B 48 1B BB	3	0	0	0	0	0	3
Jason Michaels, R (7, 9) OBP: 0.393, SLG: 0.583										0	1	0	0	1	0	0
Casey Blake, R (1, 5) OBP: 0.400, SLG: 0.450		B C B S X 2-2 ② F8		S C B X 1-2 1-H 2-H 3B			C B SI 84 B SI 86 F C 2-3 ① K		F F FF 89 X CH 80 0-2 ① F8	3	0	1	2	0	1	0
15 Andy Marte, R (7, 5) OBP: 0.323, SLG: 0.519										1	0	0	0	0	0	1
Inning Stats	R: 1 H: 1 E: 0 LOB: 0 K: 0 BB: 0 S: 10 P: 16	R: 0 H: 0 E: 0 LOB: 0 K: 0 BB: 0 S: 8 P: 12	R: 0 H: 1 E: 0 LOB: 2 K: 1 BB: 1 S: 17 P: 28	R: 4 H: 4 E: 0 LOB: 1 K: 0 BB: 1 S: 13 P: 29	R: 0 H: 0 E: 0 LOB: 0 K: 1 BB: 0 S: 9 P: 11	R: 0 H: 1 E: 0 LOB: 0 K: 1 BB: 0 S: 6 P: 8	R: 0 H: 1 E: 0 LOB: 2 K: 2 BB: 0 S: 10 P: 16	R: 0 H: 0 E: 0 LOB: 0 K: 1 BB: 0 S: 7 P: 11	R: 2 H: 3 E: 0 LOB: 2 K: 0 BB: 1 S: 10 P: 20	1B: 7 SF: 1 2B: 2 SAC: 0 3B: 2 DP: 2 HR: 0 HBP: 2						

TOP	
AB	35
R	7
H	11
RBI	7
BB	3
SO	6
LOB	16

WP: 0 PB: 0 SB: 0 CS: 0 PA: 41

PITCHER		IP	WLS	BF	H	R	ER	SO	BB	IBB	HBP	BLK	WP	HR	S	P	ERA	WHIP
49 Jair Jurrjens, R ERA: 5.03	(1, 1)	3.0	L	13	2	2	2	1	2	0	0	0	0	0	37	62	6.00	1.333
56 Blaine Boyer, R ERA: 3.86	(4, 1)	1.0		7	4	3	3	0	0	0	1	0	0	0	11	23	27.00	4.000
46 Manny Acosta, R ERA: 1.64	(5, 1)	1.0		3	0	0	0	1	0	0	0	0	0	0	9	11	0.00	0.000
Will Ohman, L ERA: 3.6	(6, 1)	1.0		3	1	0	0	1	0	0	0	0	0	0	6	8	0.00	1.000
34 Royce Ring, L ERA: 2.38	(7, 1)	1.0		5	1	0	0	2	0	0	1	0	0	0	10	16	0.00	1.000
98 Vladimir Nunez, R ERA:	(8, 1)	1.0		3	0	0	0	1	0	0	0	0	0	0	7	11	0.00	0.000
Jeff Ridgway, L ERA: 6.1	(9, 1)	1.0		7	3	2	2	0	1	0	0	0	0	0	10	20	18.00	4.000

Cleveland Indians @ Atlanta Braves

Turner Field, Atlanta, GA

Fri Mar 28 2008, 7:10 PM EDT

Att. 16,595 - Partly Cloudy - 69 F

livebaseballscorecards.com

BOTTOM

Batter	1	2	3	4	5	6	7	8	9	AB	R	H	RBI	BB	SO	LOB
2 Kelly Johnson, L (1, 4) OBP: 0.293, SLG: 0.264 88 J.C. Holt, L (6, 4) OBP: 0.556, SLG: 0.625	P6		19 FC6-4 1B 1-H		F8			2B		3 1	0 0	1 1	1 0	0 0	0 0	3 0
19 Yunel Escobar, R (1, 6) OBP: 0.406, SLG: 0.525 68 Brent Lillibridge, R (7, 6) OBP: 0.343, SLG: 0.339	G1-3		FC6-4 1-2f			G5-3		K		3 1	0 0	0 0	0 0	0 0	0 1	1 1
10 Chipper Jones, S (1, 5) OBP: 0.434, SLG: 0.614 78 Wes Timmons, R (6, PR) OBP: 0.308, SLG: 0.364 (7, 5)	G3			F8		G4-6-3 BB		P4		2 1	0 0	0 0	0 0	1 0	0 0	0 1
Mark Teixeira, S (1, 3) OBP: 0.267, SLG: 0.364 14 Martín Prado, R (7, 3) OBP: 0.400, SLG: 0.444		F9		G4-3		G4-6-3 1-2f			F7	3 1	0 0	0 0	0 0	0 0	0 0	1 0
16 Brian McCann, L (1, 2) OBP: 0.298, SLG: 0.435 5 Brayan Peña, S (8, 2) OBP: 0.267, SLG: 0.250		G4-3		P6			FC6-4 1B		G6-3	3 1	0 0	1 0	0 0	0 0	0 0	0 0
7 Jeff Francoeur, R (1, 9) OBP: 0.270, SLG: 0.377 26 Joe Borchard, S (8, 7) OBP: 0.356, SLG: 0.561		G6-3			K		K		F8	3 1	0 0	0 0	0 0	0 0	2 0	1 0
11 Mark Kotsay, L (1, 8) OBP: 0.283, SLG: 0.298 Josh Anderson, L (5, PR) OBP: 0.302, SLG: 0.320 (6, 7) (8, 9)			2 S 2 1B 1B		1 G4-3 23 1B 1B		FC6-4 1-2f			2 1	1 0	2 0	0 0	0 0	0 0	0 1
23 Matt Diaz, R (1, 10) OBP: 0.418, SLG: 0.471			K		1 G4-3 1-2		K			3	0	1	0	0	2	2
1 Grégor Blanco, L (1, 7) OBP: 0.481, SLG: 0.463 (6, 8)			F7		G4-3 1-2 2-3			K		3	0	0	0	0	1	3

Inning Stats	1	2	3	4	5	6	7	8	9
R:	0	0	1	0	0	0	0	0	0
E:	0	0	0	0	0	0	0	0	0
K:	0	0	1	0	0	0	2	0	0
S:	7	8	20	7	11	6	11	10	7
H:	0	0	2	0	2	0	1	1	0
LOB:	0	0	1	0	3	1	1	1	0
BB:	0	0	0	0	0	1	0	0	0
P:	11	14	31	12	19	12	11	15	10

1B:	5
2B:	1
3B:	0
HR:	0
SF:	0
SAC:	0
DP:	1
HBP:	0
WP:	0
PB:	0
SB:	1
CS:	0
PA:	33

AB	32
R	1
H	6
RBI	1
BB	1
SO	6
LOB	14

PITCHER		IP	WLS	BF	H	R	ER	SO	BB	IBB	HBP	BLK	WP	HR	S	P	ERA	WHIP
55 Roberto Hernandez, R ERA: 3.48	(1, 1)	6.0	W	22	4	1	1	2	1	0	0	0	0	0	59	99	1.50	0.833
53 Rafael Perez, L ERA: 4.66	(7, 1)	1.0		4	1	0	0	2	0	0	0	0	0	0	11	11	0.00	1.000
63 Rafael Betancourt, R ERA: 1.0	(8, 1)	1.0		4	1	0	0	2	0	0	0	0	0	0	10	15	0.00	1.000
47 Joe Borowski, R ERA: 4.5	(9, 1)	1.0		3	0	0	0	0	0	0	0	0	0	0	7	10	0.00	0.000

PITCHER	IP	WLS	BF	H	R	ER	SO	BB	IBB	HBP	BLK	WP	HR	S	P	ERA	WHIP

Cleveland Indians @ Atlanta Braves

Turner Field, Atlanta, GA

Sat Mar 29 2008, 1:10 PM EDT

Att. 16,054 - Cloudy - 72 F

livebaseballscorecards.com

Batter	1	2	3	4	5	6	7	8	9	AB	R	H	RBI	BB	SO	LOB
24 Grady Sizemore, L (1, 8) OBP: 0.434, SLG: 0.822 93 Jose Constanza, L (5, PH) OBP: 0.286, SLG: 0.333 (5, 8)	C C FF 88 X SI 86 0-2 ① F9	X 0-0 ③ F7			C B FF 88 B SL 82 F FF 89 B FF 88 F SL 82 F FF 89 F FF 90 F FF 89 3-3 ① S SI 82 K	X 0-0 ② SF7 3-H				2 1	0 0	0 0	0 1	0 0	0 1	2 0
Jason Michaels, R (1, 7) OBP: 0.367, SLG: 0.538	B B FF 89 X SI 86 2-0 ② F8		S C SI 84 B FC 83 C CU 77 1-3 ① K		C B FF 90 S FF 89 F CH 82 B SL 88 S SI 82 2-3 ② K	B S FF 88 S FF 89 B FF 90 S FF 91 2-3 ③ K				4	0	0	0	0	3	2
48 Travis Hafner, L (1, 10) OBP: 0.409, SLG: 0.431	B F CU 77 X FF 88 1-1 1B		B X FF 89 1-0 ② F7		C S SL 86 S SI 82 0-3 ③ K		B B FC 87 C FC 87 B FF 87 F FC 88 B FC 87 4-2 10 BB BB			3	0	1	0	1	1	0
41 Victor Martinez, S (1, 2) OBP: 0.349, SLG: 0.450 10 Kelly Shoppach, R (5, 2) OBP: 0.471, SLG: 0.514	F C F SI 86 X SI 85 0-2 ③ G5-3		S X 0-1 ③ F8			B S FF 88 X 1-1 ① F7	C B SL 76 B FC 87 B SL 76 B FF 88 4-1 25 G6-4-3 1-2 BB			2 1	0 0	0 0	0 0	0 1	0 0	1 0
2 Jhonny Peralta, R (1, 6) OBP: 0.356, SLG: 0.444 83 Joshua Rodriguez, R (5, 6)		X 0-0 ① G6-3		F S F F F FA 86 X FF 88 0-2 ① G6-3		C S FF 92 B FF 91 B CU 74 B FF 91 B SI 82 4-2 25 1B 11 1B BB	B B FC 87 C SL 87 X FA 87 2-1 ① F7			2 1	0 1	0 1	0 0	0 1	0 0	0 2
25 Ryan Garko, R (1, 3) OBP: 0.323, SLG: 0.414		C B FF 88 F SI 85 T FC 83 1-2 ② K		B B FF 87 B B FF 86 4-0 13 BB G5-3 BB		B B FF 89 X SI 82 2-0 11 1B 1-3 E 1B	B B SL 79 F FA 86 F FC 87 B FC 88 F SL 77 X FF 88 3-2 ②③ G6-4-3 1-2f			3	1	1	0	1	1	2
13 Asdrúbal Cabrera, S (1, 4) OBP: 0.393, SLG: 0.566 11 Jamey Carroll, R (5, 4) OBP: 0.286, SLG: 0.308		B F X CU 75 1-1 1B 1B 1B		F B B FA 84 B FA 86 B 4-1 G5-3 1-2 BB		S B FF 89 F FF 90 X FF 88 1-2 15 BB 93 SF7 E 1-3 3-H 1B				1 1	1 1	1 1	0 1	1 0	0 0	0 0
Franklin Gutierrez, R (1, 9) OBP: 0.415, SLG: 0.571		C F SI 85 1 SAFE X FC 85 0-2 1B 1-2 1B		C B CU 71 D FA 86 F FA 84 B FA 86 X CU 70 3-2 ② G5-3 1-2 2-3		D X CU 71 1-0 E6 15 BB 1-2 3-H				3	0	1	1	0	0	3
Casey Blake, R (1, 5) OBP: 0.404, SLG: 0.452 15 Andy Marte, R (5, 5) OBP: 0.333, SLG: 0.519		B B FF 88 C SI 88 F SI 84 F FC 84 F FF 89 B SI 84 X CU 76 3-2 1-3 2-H 1B		B C C FA 85 F FF 86 F CH 74 B FA 86 X CU 72 2-2 ③ P2		B S FF 90 B CH 85 F CH 84 B FF 92 D SL 89 4-2 1-2 2-3 BB				2 0	0 0	1 0	1 0	0 1	0 0	2 0

Inning Stats																								
	R: 0	H: 1	R: 1	H: 3	R: 0	H: 0	R: 0	H: 0	R: 0	H: 0	R: 3	H: 2	R: 0	H: 0	1B: 6	SF: 1	WP: 0	PA: 33
	E: 0	LOB: 1	E: 0	LOB: 2	E: 0	LOB: 0	E: 0	LOB: 0	E: 0	LOB: 2	E: 1	LOB: 2	E: 0	LOB: 1	2B: 0	SAC: 0	PB: 0	
	K: 0	BB: 0	K: 1	BB: 0	K: 1	BB: 0	K: 3	BB: 0	K: 0	BB: 2	K: 1	BB: 2	K: 0	BB: 2	3B: 0	DP: 1	SB: 0	
	S: 10	P: 13	S: 15	P: 20	S: 6	P: 8	S: 14	P: 19	S: 15	P: 28	S: 15	P: 30	S: 9	P: 22	HR: 0	HBP: 0	CS: 0	

PITCHER		IP	WLS	BF	H	R	ER	SO	BB	IBB	HBP	BLK	WP	HR	S	P	ERA	WHIP
32 Mike Hampton, L ERA: 2.16	(1, 1)	3.0		13	4	1	1	2	0	0	0	0	0	0	31	41	3.00	1.333
98 Jonathon Rouwenhorst, L ERA: 2.08	(4, 1)	1.0		5	0	0	0	0	2	0	0	0	0	0	15	28	0.00	2.000
Buddy Carlyle, R ERA: 5.4	(5, 1)	0.0		0	0	0	0	0	0	0	0	0	0	0	0	0	∞	∞
75 Damian Moss, L ERA: 6.0	(5, 1)	2.0		11	2	3	2	4	2	0	0	0	0	0	29	49	9.00	2.000
87 Sung Ki Jung, R ERA: 2.08	(7, 1)	1.0	W	4	0	0	0	0	2	0	0	0	0	0	9	22	0.00	2.000

PITCHER	IP	WLS	BF	H	R	ER	SO	BB	IBB	HBP	BLK	WP	HR	S	P	ERA	WHIP

AB	26
R	4
H	6
RBI	4
BB	6
SO	6
LOB	14

Cleveland Indians @ Atlanta Braves

Turner Field, Atlanta, GA

Sat Mar 29 2008, 1:10 PM EDT

Att. 16,054 - Cloudy - 72 F

livebaseballscorecards.com

BOTTOM

Batter	1	2	3	4	5	6	7	8	9	AB	R	H	RBI	BB	SO	LOB
2 Kelly Johnson, L (1, 4) OBP: 0.305, SLG: 0.264 8 Ruben Gotay, S (2, 4) OBP: 0.423, SLG: 0.500	B B FF 90 C FF 91 B FF 90 B FF 90 4-1 19 FC6-4 BB	X 0-0 ③ G4-3	B C B FF 86 C FF 86 X CH 78 2-2 ② G4-3	C B C SL 82 X FF 88 1-2 78 E 68 1B 1-2 3-H 1B	0 0 0 0 1 0 0 3 0 1 1 0 0 1											
19 Yunel Escobar, R (1, 6) OBP: 0.394, SLG: 0.508 68 Brent Lillibridge, R (4, PR) OBP: 0.348, SLG: 0.345 (5, 6)	C 1 SAFE X FF 91 0-1 ① FC6-4 10 G6-3 1-2f	C X CU 78 0-1 E5 10 1B	C B CH 86 B FF 88 X SL 79 2-1 ③ P4	S F SL 83 B SL 83 X FF 88 1-2 78 E 1-2 2-H 1B	2 0 0 0 0 0 1 2 0 1 1 0 0 0											
10 Chipper Jones, S (1, 5) OBP: 0.436, SLG: 0.609 78 Wes Timmons, R (4, PR) OBP: 0.333, SLG: 0.333 (5, 5)	F F B SI 91 F FF 91 D SL 87 1 SAFE B SI 92 1 SAFE X CH 81 3-2 ②③ G6-3 1-2f		B B X SL 86 2-0 ① 27 FC6-4 2-H 1B	14 1B BB E6	2 0 1 0 0 0 1 1 1 0 0 1 0 2											
Mark Teixeira, S (1, 3) OBP: 0.258, SLG: 0.351 14 Martín Prado, R (5, 3) OBP: 0.407, SLG: 0.452		C F C SI 89 0-3 ① K	S S D CU 79 B SI 89 C CH 80 2-3 ② K	C X FF 88 0-1 27 E 27 1B 1 G3 1-2 1B	2 0 0 0 0 2 2 1 1 1 0 0 0 0											
16 Brian McCann, L (1, 2) OBP: 0.292, SLG: 0.426 27 Corky Miller, R (4, 2) OBP: 0.300, SLG: 0.407		C X SI 90 0-1 ② G4-3	C X SI 90 0-1 ③ FC6-4 1-2f	B F FF 89 B FF 87 X SL 83 2-1 E7 1 G3 89 E 1-3 2-H 1B	1 0 0 0 0 0 0 2 1 1 1 0 0 2											
7 Jeff Francoeur, R (1, 9) OBP: 0.266, SLG: 0.371 90 Mark Jurich, L (5, 9) OBP: 0.333, SLG: 0.333		C S SI 92 B SL 83 S CH 80 1-3 ③ K	B X FF 91 1-0 ① G5-3	C S SI 90 B FF 89 X SI 88 1-2 ① P5	1 0 0 0 0 1 0 2 0 0 0 0 0 2											
11 Mark Kotsay, L (1, 8) OBP: 0.279, SLG: 0.293 1 Grégor Blanco, L (5, 8) OBP: 0.464, SLG: 0.442		F F SI 90 F SL 87 C SL 87 0-3 ① K	S B CH 82 C FF 92 B CH 83 X SL 80 2-2 ② G4-3	X 0-0 ② G3 2-3 3-H	1 0 0 0 0 1 0 2 0 0 1 0 0 1											
23 Matt Diaz, R (1, 7) OBP: 0.411, SLG: 0.462 89 Carl Loadenthal, L (5, 7) OBP: 0.250, SLG: 0.250		L B CU 80 F FF 90 X SI 92 1-2 ② G5-3	B X 1-0 ③ F9	C X FF 89 0-1 E6 5 1B 8 1B 3-H	1 0 0 0 0 0 0 2 1 0 0 0 0 0											
5 Brayan Peña, S (1, 10) OBP: 0.303, SLG: 0.323		C B X SI 91 1-1 2B				B C S X CH 84 1-2 ① G3	1 SAFE F B X 1-1 8 1B 68 1B 1-3 1B			3 1 2 0 0 0 0						
Inning Stats	R: 0 E: 0 K: 0 S: 7 H: 0 LOB: 0 BB: 1 P: 14	R: 0 E: 0 K: 2 S: 8 H: 0 LOB: 0 BB: 0 P: 9	R: 0 E: 0 K: 1 S: 10 H: 1 LOB: 1 BB: 0 P: 12	R: 0 E: 1 K: 1 S: 8 H: 1 LOB: 2 BB: 0 P: 12	R: 0 E: 0 K: 0 S: 5 H: 0 LOB: 0 BB: 0 P: 9	R: 0 E: 0 K: 0 S: 8 H: 0 LOB: 0 BB: 0 P: 13	R: 5 E: 3 K: 0 S: 23 H: 5 LOB: 3 BB: 1 P: 35			1B: 6 2B: 1 3B: 0 HR: 0 SF: 0 SAC: 0 DP: 1 HBP: 0						

	AB	28
	R	5
	H	7
	RBI	4
	BB	2
	SO	4
	LOB	12

PITCHER		IP	WLS	BF	H	R	ER	SO	BB	IBB	HBP	BLK	WP	HR	S	P	ERA	WHIP
37 Jake Westbrook, R ERA:	(1, 1)	4.0		14	2	0	0	4	1	0	0	0	0	0	33	47	0.00	0.750
Jorge Julio, R ERA: 1.42	(5, 1)	1.0	H	3	0	0	0	0	0	0	0	0	0	0	5	9	0.00	0.000
50 Jensen Lewis, R ERA: 3.27	(6, 1)	1.0		3	0	0	0	0	0	0	0	0	0	0	8	13	0.00	0.000
30 Masa Kobayashi, R ERA: 3.38	(7, 1)	0.2	L	10	5	5	1	0	1	0	0	0	0	0	23	35	13.50	9.000

PITCHER	IP	WLS	BF	H	R	ER	SO	BB	IBB	HBP	BLK	WP	HR	S	P	ERA	WHIP

Atlanta Braves @ Washington Nationals

Nationals Park, Washington, DC

Sun Mar 30 2008, 8:05 PM EDT

Att. 39,434 - Cloudy - 49 F

TOP

livebaseballscorecards.com

Batter	1	2	3	4	5	6	7	8	9	AB	R	H	RBI	BB	SO	LOB
2 Kelly Johnson, L (1, 4) OBP: 0.250, SLG: 0.250	F FF 89 C FF 86 B FF 90 B FF 86 S SL 86 2-3 ① **K**		F FF 90 X CU 77 0-1 19 CS 1B		B FF 89 S SL 85 X FF 90 1-1 ③ G3			1 SAFE B FF 89 S F FF 90 B X 2-2 ② F8		4	0	1	0	0	1	2
19 Yunel Escobar, R (1, 6)	C FF 90 C FF 91 B FF 90 F CH 84 F CH 84 B SL 87 B CH 85 F CH 84 B CH 83 4-2 BB		1 SAFE 0-0 ③ CS 1-2	B FF 88 F CH 82 B FF 89 B CH 82 X FF 88 3-1 ① G4-3		B FC 87 S FC 87 B FC 84 X FF 87 2-1 ① G6-3		B FF 93 F SI 92 1 SAFE X FF 92 1-1 ③ FC6-4 1-2f		3	0	0	0	1	0	1
10 Chipper Jones, S (1, 5) OBP: 0.250, SLG: 1.000	X FF 91 0-0 ② F9			B SL 87 B SL 86 X FF 90 2-0 HR		C FC 82 B FF 88 F FC 87 B FF 90 S FF 89 2-3 ② **K**			S FF 92 X FF 91 0-1 ① L1	4	1	1	1	0	1	1
Mark Teixeira, S (1, 3) OBP: 0.250, SLG: 0.500 14 Martín Prado, R (9, PR) (9, 3)	B FF 90 C SL 85 B FF 91 B SL 86 F FF 89 C FF 86 3-3 ③ **K**			F FF 90 S SL 87 B CH 84 X SL 86 1-2 ② G6-3		B FC 88 X FC 88 1-0 ③ P5			C FF 91 X FF 91 0-1 7 G4-3 16 PB 2B	4 0	0 1	1 0	0 0	0 0	1 0	1 0
7 Jeff Francoeur, R (1, 9) OBP: 0.250, SLG: 0.250		X FF 87 0-0 ① G5-3		C FF 87 S FF 87 B CH 85 B FF 87 F FF 87 F FF 91 F FF 87 X SI 86 2-2 1B			B FC 88 X FF 88 1-0 ① G6-3		F FF 91 D FF 91 S SL 83 X SL 85 1-2 ② G4-3 2-3	4	0	1	0	0	0	1
16 Brian McCann, L (1, 2) OBP: 0.250, SLG: 0.250		C FF 89 F FF 89 X SL 87 0-2 ② 1B		F FF 88 B FF 91 X SL 86 1-1 ③ F8			B FF 85 X FF 88 1-0 ② F9		B B FF 91 B FF 91 X FF 92 3-0 ③ F7 3-H	4	0	1	0	0	0	2
23 Matt Diaz, R (1, 7)		B FF 90 B FF 86 X FF 88 2-0 ③ G4-3			B FF 89 X SL 86 1-0 E6 15 SH1-4		B FF 89 S FF 88 B FF 89 F F FF 90 F FC 85 X FF 89 2-2 ③ F9			3	0	0	0	0	0	0
11 Mark Kotsay, L (1, 8)			B FF 86 X FF 89 1-0 ① F9		F FF 86 1 SAFE B B FF 89 X 2-1 ① F7			C X 0-1 ① F7		3	0	0	0	0	0	1
15 Tim Hudson, R (1, 1) 5 Brayan Peña, S (8, PH) 1 Grégor Blanco, L (8, PR) Will Ohman, L (8, 1) 58 Peter Moylan, R (8, 1)			C FF 89 B CH 84 B CH 84 X 2-1 ② L9		1 SAFE L FF 89 X FF 87 0-1 ② SH1-4 1-2			B SI 91 B SI 91 B SI 91 C SI 91 B SI 90 4-1 19 FC6-4 BB		1 0 0 0 0	0 0 0 0 0	0 0 0 0 0	0 0 0 0 0	0 1 0 0 0	0 0 0 0 0	0 0 0 0 0
Inning Stats	R: 0 E: 0 K: 2 S: 12 H: 0 LOB: 1 BB: 1 P: 21	R: 0 E: 0 K: 0 S: 5 H: 1 LOB: 0 BB: 0 P: 7	R: 0 E: 0 K: 0 S: 5 H: 1 LOB: 0 BB: 0 P: 8	R: 1 E: 0 K: 0 S: 14 H: 2 LOB: 1 BB: 0 P: 23	R: 0 E: 1 K: 0 S: 7 H: 0 LOB: 1 BB: 0 P: 11	R: 0 E: 0 K: 1 S: 6 H: 0 LOB: 0 BB: 0 P: 11	R: 0 E: 0 K: 0 S: 7 H: 0 LOB: 0 BB: 0 P: 11	R: 0 E: 0 K: 0 S: 8 H: 0 LOB: 1 BB: 1 P: 15	R: 1 E: 0 K: 0 S: 8 H: 1 LOB: 1 BB: 0 P: 12	1B: 3 2B: 1 3B: 0 HR: 1 SF: 0 SAC: 1 DP: 0 HBP: 0						

	AB	30
	R	2
	H	5
	RBI	1
	BB	2
	SO	3
	LOB	9

WP: 0 PB: 1 SB: 0 CS: 1 PA: 34

PITCHER		IP	WLS	BF	H	R	ER	SO	BB	IBB	HBP	BLK	WP	HR	S	P	ERA	WHIP
45 Odalis Perez, L ERA: 1.8	(1, 1)	5.0		19	4	1	1	2	1	0	0	0	0	1	43	70	1.80	1.000
52 Saul Rivera, R ERA:	(6, 1)	2.0	H	6	0	0	0	1	0	0	0	0	0	0	13	22	0.00	0.000
36 Ray King, L ERA:	(8, 1)	0.2	H	3	0	0	0	0	1	0	0	0	0	0	6	12	0.00	1.500
Luis Ayala, R ERA:	(8, 1)	0.1	H	1	0	0	0	0	0	0	0	0	0	0	2	3	0.00	0.000
Jon Rauch, R ERA:	(9, 1)	1.0	W	4	1	1	0	0	0	0	0	0	0	0	8	12	0.00	1.000

PITCHER	IP	WLS	BF	H	R	ER	SO	BB	IBB	HBP	BLK	WP	HR	S	P	ERA	WHIP

Batter	1	2	3	4	5	6	7	8	9	AB	R	H	RBI	BB	SO	LOB
15 Cristian Guzman, S (1, 6) OBP: 0.250, SLG: 0.250	X FF 91 0-0 44 E 24 2B 1B		C FF 90 X FS 79 0-1 ① F8			C SI 88 B SI 91 C SI 91 B FF 92 X FS 80 2-2 ① G3			B B SI 89 C SI 91 F SI 90 T SI 91 2-2 ① K	4	1	1	0	0	1	0
44 Lastings Milledge, R (1, 8)	B SI 91 S FC 85 1 SAFE S FC 86 B FC 87 F FC 87 F SI 93 C SI 93 2-3 ① K 1-3		X FC 86 0-0 ② G3			C FF 89 B FC 85 X FC 84 1-1 ② G1-3			C SI 92 X SI 92 0-1 ② G5-3	4	0	0	0	0	1	1
11 Ryan Zimmerman, R (1, 5) OBP: 0.250, SLG: 1.000	B FF 93 F FC 87 B FF 93 C SI 92 F FC 88 B FC 89 S SI 94 3-3 ② K		C SI 91 C FF 91 X SI 92 0-2 ③ G6-3			B FC 85 X FF 89 1-0 ③ G5-3			B SI 94 X SI 92 1-0 HR	4	1	1	1	0	1	1
24 Nick Johnson, L (1, 3) OBP: 0.333, SLG: 0.667	F FF 93 F FF 93 B FF 93 X FC 87 1-2 25 1B 2B 3-H			C FF 89 B FS 80 B FS 79 X FF 91 2-1 ① L8			C SI 88 B SI 90 S FF 87 F SI 89 X FF 91 1-2 ① F8			3	1	1	1	0	0	0
25 Austin Kearns, R (1, 9) OBP: 0.333, SLG: 0.333	B SI 93 C FS 81 B FC 86 X SI 92 2-1 2-H 1B			B FF 91 B SI 91 S FS 80 X SI 91 2-1 ② G1-3			C FF 90 S FF 89 X FC 84 0-2 ② F8			3	0	1	1	0	0	0
16 Paul Lo Duca, R (1, 2)	C FF 92 F FF 92 B FC 88 B FF 94 F FC 89 X FF 94 2-2 ③ G5-3			C SI 91 X FF 91 0-1 ③ G6-3			X FF 90 0-0 ③ F7			3	0	0	0	0	0	1
34 Elijah Dukes, R (1, 7) 22 Willie Harris, L (6, 7)		X FF 91 0-0 ① F8			X SI 90 0-0 ① G5-3			F SI 92 B S F B X 2-2 ① G3		2 1	0 0	0 0	0 0	0 0	0 0	0 0
10 Ronnie Belliard, R (1, 4)		B FF 91 C SI 90 X FF 91 1-1 ② G5-3			B SI 89 C SI 90 B FC 84 X FF 91 2-1 ② G6-3			C SI 89 X SI 91 0-1 ② G6-3		3	0	0	0	0	0	0
45 Odalis Perez, L (1, 1) Rob Mackowiak, L (5, PH) 52 Saul Rivera, S (6, 1) 36 Ray King, L (8, 1) Luis Ayala, R (8, 1) Felipe Lopez, S (8, PH) Jon Rauch, R (9, 1)		C FF 90 S SI 91 C FF 91 0-3 ③ K			B FF 89 X SI 90 1-0 ③ G4-3			C SI 91 C SL 78 C SL 79 0-3 ③ K		1 1 0 0 0 1 0	0 0 0 0 0 0 0	0 0 0 0 0 0 0	0 0 0 0 0 0 0	1 0 0 0 0 1 0	0 0 0 0 0 0 0	0 0 0 0 0 0 0
Inning Stats	R: 2 E: 1 K: 2 S: 19 H: 3 LOB: 1 BB: 0 P: 29	R: 0 E: 0 K: 1 S: 6 H: 0 LOB: 0 BB: 0 P: 7	R: 0 E: 0 K: 0 S: 6 H: 0 LOB: 0 BB: 0 P: 6	R: 0 E: 0 K: 0 S: 6 H: 0 LOB: 0 BB: 0 P: 10	R: 0 E: 0 K: 0 S: 4 H: 0 LOB: 0 BB: 0 P: 7	R: 0 E: 0 K: 0 S: 6 H: 0 LOB: 0 BB: 0 P: 10	R: 0 E: 0 K: 0 S: 8 H: 0 LOB: 0 BB: 0 P: 9	R: 0 E: 0 K: 1 S: 9 H: 0 LOB: 0 BB: 0 P: 11	R: 1 E: 0 K: 1 S: 6 H: 1 LOB: 0 BB: 0 P: 9	1B: 2 2B: 1 3B: 0 HR: 1	SF: 0 SAC: 0 DP: 0 HBP: 0					

PITCHER		IP	WLS	BF	H	R	ER	SO	BB	IBB	HBP	BLK	WP	HR	S	P	ERA	WHIP
15 Tim Hudson, R ERA: 2.57	(1, 1)	7.0		24	3	2	2	3	0	0	0	0	0	0	55	78	2.57	0.429
Will Ohman, L ERA:	(8, 1)	0.1		1	0	0	0	0	0	0	0	0	0	0	4	6	0.00	0.000
58 Peter Moylan, R ERA: 6.75	(8, 1)	1.1	L	5	1	1	1	2	0	0	0	0	0	1	11	14	6.75	0.750

PITCHER	IP	WLS	BF	H	R	ER	SO	BB	IBB	HBP	BLK	WP	HR	S	P	ERA	WHIP

BOTTOM

Atlanta Braves @ Washington Nationals

Nationals Park, Washington, DC

Sun Mar 30 2008, 8:05 PM EDT

Att. 39,434 - Cloudy - 49 F

livebaseballscorecards.com

AB	30
R	3
H	4
RBI	3
BB	0
SO	5
LOB	3

1B: 2 SF: 0
2B: 1 SAC: 0
3B: 0 DP: 0
HR: 1 HBP: 0

WP: 0 PA: 30
PB: 0
SB: 0
CS: 0

Batter	1	2	3	4	5	6	7	8	9	10	11	12	AB	R	H	RBI	BB	SO	LOB
13 Nate McLouth, L (1, 8) OBP: 0.667, SLG: 1.200	4-1 12 F8 BB		B SI 83 C SI 83 B SI 84 X SI 83 2-1 F7 ①	B FF 80 C FF 80 X SI 86 1-1 ③ 2-H 3-H 1B			X FF 91 0-0 SH1-3 ① 2-3	B SI 94 B CH 83 X SI 95 2-0 1-H 3-H HR	B SI 90 F FF 90 B CH 85 C FF 92 C SI 90 2-3 ③			B FF 94 F FF 94 S FF 95 B CH 84 B FF 95 F FF 94 F FF 94 X FF 95 3-2 12 SH1-4 HR 1B	5	2	3	4	1	1	2
12 Freddy Sanchez, R (1, 4) OBP: 0.667, SLG: 0.800	B SI 86 F SI 79 F CH 78 D CH 78 1 SAFE X CH 78 2-2 ① ② F8 1-2		F CH 76 B CH 74 X CH 77 1-1 25 1B 1B	B FF 83 C FF 81 X CH 76 1-1 FC5-4 1B	C SL 77 X SI 92 0-1 ② G6-3	B SI 91 F SI 90 C SI 92 B SI 92 B SL 86 B SI 90 4-2 E BB		X FF 94 0-0 2B	B FF 94 1 SAFE L FF 92 X FF 94 1-1 ① SH1-4 1-2	5	0	3	0	1	0	2
Jason Bay, R (1, 7)	B SI 84 C CH 78 B CH 78 X CH 78 2-1 ③ G5-3		D CH 78 B SI 85 F SI 85 C CH 77 F CH 77 C CH 78 2-3 ② K	B SI 83 F SI 83 S CH 75 B SI 84 X CH 75 2-2 ① FC5-4 25 G6-3 1-2f	B SI 91 B SL 77 C SI 93 X SI 93 2-1 E6 3-H	B FF 91 B SL 90 C FF 90 X SI 91 2-1 E5 1-3		B FF 94 C SL 81 B FF 93 F SL 81 B SL 84 X SL 80 3-2 ① L4	B CU 74 B FF 94 B FF 94 4-0 HR BB	6	1	0	0	1	1	4
25 Adam LaRoche, L (1, 3) OBP: 0.429, SLG: 0.500		B CH 77 C SI 84 B CH 78 B SI 84 X SI 85 3-1 41 1B 2 E 2B	B FF 81 B SI 85 C CH 78 B SI 81 X SI 86 3-1 1-2 1B	B FF 84 F SI 84 B FC 78 C CH 76 X SI 84 2-2 ② ③ G6-3 1-2f	C SI 86 C CU 72 B CU 72 S CU 72 1-3 ③ K	S SI 91 C SI 91 S SI 94 0-3 ③ K		B CH 72 I IN 77 I IN 78 I IN 79 4-0 IBB	F FF 95 B CH 84 X CH 84 1-1 ② F8	6	1	2	0	1	2	6
Xavier Nady, R (1, 9) OBP: 0.571, SLG: 1.571		C CH 78 F CH 78 B SI 86 D CH 78 B SI 79 X SI 79 3-2 ① G5-3	S CH 78 F SI 85 C SL 75 0-3 ③ K	F SI 97 X SI 96 0-1 41 G3 19 G3 2B	C SL 79 F CH 81 X FF 95 0-2 HR	X SI 90 0-0 41 1B 41 WP 19 SH1-3 1B	B SL 81 B FF 92 S SL 82 S FF 92 S SL 83 2-3 ② K	B FF 95 B CU 74 X SI 94 2-0 1-H 2-H HR	7	4	4	4	0	2	5
41 Ryan Doumit, S (1, 2) OBP: 0.429, SLG: 0.429		B CH 78 C CH 78 B SI 87 X CH 78 2-1 2 E 2-3 1B	B SI 82 B CH 76 X SI 82 2-0 ① F9	F SI 97 B CU 81 C CU 81 F SI 98 X CU 83 1-2 ① G3 2-3	B SI 92 F SI 92 B CH 85 X SI 92 2-1 16 F8 2 WP 13 HR 1B	D SI 89 X FF 91 1-0 19 SH1-3 1-3 1B	B FF 96 X FF 94 1-0 ③ P5	B CH 85 F FF 95 B FF 95 S CH 83 T FF 94 2-2 ③ K	7	1	3	0	0	1	3
19 José Bautista, R (1, 5) OBP: 0.200, SLG: 0.400		B SI 80 B SI 84 B SI 80 C SI 87 F SI 87 S CH 78 3-3 ② K	B SI 82 C CU 64 B CH 75 X SI 82 2-1 45 SH1-4 13 1B 2B	F SI 97 S SI 97 F SI 98 B SI 96 B CU 81 X CU 78 2-2 ② G3 3-H	C SI 93 B SL 79 1 SAFE F SI 94 S SL 82 1-3 ① K	B SI 90 X SI 90 1-0 ① SH1-3 1-2 3-H	C FF 95 B FF 96 B CU 74 B FF 95 C FF 94 C FF 95 3-3 ① K		5	1	1	2	0	3	3
2 Jack Wilson, R (1, 6)		F SI 80 B SI 80 C SI 88 X SI 80 1-2 E4 45 FC6-4 1-2 3-H	B SI 83 D CH 76 B CH 77 C SI 83 D CH 76 4-1 45 SH1-4 13 1B BB	B SI 96 X SI 95 1-0 ③ G4-3	1 SAFE B FF 93 1 SAFE F SL 78 S SI 92 D CH 81 B SL 81 F SL 78 B SI 94 4-2 13 HR 1-2 BB	C SI 91 B SL 85 F SL 84 X SI 90 1-2 ② G5-3	S FF 96 X CU 76 0-1 ② F7		4	1	0	0	2	0	2
45 Ian Snell, R (1, 1) 3 Nyjer Morgan, L (7.PH) 30 Tyler Yates, R (7, 1) 16 Doug Mientkiewicz, L (8.PH) 34 John Grabow, L (8, 1) Chris Gomez, R (8.PH) Damaso Marte, L (9, 1) 55 Matt Capps, R (9, 1) 52 Franquelis Osoria, R (10, 1)	C CH 78 S CH 78 B SI 86 X CH 76 1-2 ③ FC6-4 1-2f	B CH 76 L SI 84 M CH 76 B FF 85 X FF 84 2-2 ② SH1-4 1-2 2-3	B FF 91 B FF 90 C FF 90 F FF 91 X SL 81 2-2 13 SH1-3 E 2B	C SI 93 B CH 84 B SL 79 B SI 92 C SI 92 X SI 93 3-2 ② F8 2-3	C SL 85 B SI 92 B SL 85 B SI 91 B SI 90 4-1 BB	C FF 97 S FF 96 C FF 97 0-3 ③ K		1	0	0	0	0	0	2 1 0 1 0 0 0 0 1

livebaseballscorecards.com

Pittsburgh Pirates @ Atlanta Braves

Turner Field, Atlanta, GA

Mon Mar 31 2008, 7:00 PM EDT

Att. 45,269 - Cloudy - 56 F

TOP

AB	49
R	12
H	17
RBI	10
BB	7
SO	11
LOB	31

Inning Stats	1	2	3	4	5	6	7	8	9	10	11	12
	R: 0 E: 0 K: 0 S: 6	R: 1 E: 1 K: 1 S: 16	R: 0 E: 0 K: 2 S: 13	R: 1 E: 0 K: 0 S: 9	R: 0 E: 0 K: 0 S: 8	R: 1 E: 0 K: 0 S: 11	R: 1 E: 1 K: 1 S: 11	R: 4 E: 1 K: 2 S: 22	R: 1 E: 0 K: 1 S: 10	R: 0 E: 0 K: 1 S: 8	R: 0 E: 0 K: 2 S: 8	R: 3 E: 0 K: 1 S: 13
	H: 0 LOB: 0 BB: 1 P: 14	H: 2 LOB: 2 BB: 0 P: 29	H: 2 LOB: 2 BB: 0 P: 21	H: 2 LOB: 2 BB: 1 P: 20	H: 1 LOB: 0 BB: 0 P: 13	H: 1 LOB: 0 BB: 0 P: 15	H: 1 LOB: 1 BB: 0 P: 16	H: 3 LOB: 2 BB: 2 P: 40	H: 2 LOB: 2 BB: 1 P: 19	H: 1 LOB: 2 BB: 1 P: 18	H: 0 LOB: 0 BB: 0 P: 11	H: 2 LOB: 0 BB: 1 P: 26

| | | |

Pittsburgh Pirates @ Atlanta Braves

Turner Field, Atlanta, GA

Mon Mar 31 2008, 7:00 PM EDT

Att. 45,269 - Cloudy - 56 F

BOTTOM

livebaseballscorecards.com

Batter	1	2	3	4	5	6	7	8	9	10	11	12	AB	R	H	RBI	BB	SO	LOB
2 Kelly Johnson, L (1, 4) OBP: 0.333, SLG: 0.333	C FF 92 B FF 91 X FF 93 1-1 F7 ①		B FF 91 X FF 91 1-0 19 3B 1-2 1B		B CH 82 B FF 89 C CH 89 B SI 91 X FF 90 3-1 F8 ①		C FF 96 B SI 96 X FF 96 1-1 F9 ②		C SI 92 B SI 91 B SL 83 B SI 92 B SI 91 4-1 19 BB 10 1B 1-2 2-3 BB		X SI 89 0-0 F9 ①		2	1	1	0	0	0	0
14 Martin Prado, R (4, 4)													3	1	0	0	1	0	0
19 Yunel Escobar, R (1, 6) OBP: 0.600, SLG: 0.714	F FF 92 B FF 92 B SL 86 F FF 94 X SL 87 2-2 10 G3-1 1B		F FF 92 B FF 93 X FF 92 1-1 10 G6-3 1-H 2-H 3B		B SL 81 C SI 93 B SL 86 C SL 81 X SL 84 2-2 10 1B 1B		B SI 97 B SI 96 F FF 97 B FF 95 B FF 95 4-1 BB		D SL 84 B SI 92 B SI 92 B SI 94 4-0 10 1B 16 1B 1-2 2-3 3-H BB		F SI 89 F SI 90 S SL 81 0-3 K ②		4	2	3	3	2	1	0
10 Chipper Jones, S (1, 5) OBP: 0.300, SLG: 0.600	X FF 92 0-0 G3-1 ② 1-2		B SL 83 S SL 83 X FF 94 1-1 G6-3 ② 3-H		B SI 93 F CH 87 1 SAFE S SI 92 B CH 86 F SI 92 D CH 84 X SI 93 3-2 G6-4-3 1-2 1B		B SI 96 S FF 96 C FF 96 S FF 97 1-3 K ③		S SI 93 B SI 92 B SI 93 X SI 93 2-1 16 1B 16 1B 1-3 2-H 3-H 1B		X SI 90 0-0 G4-3 ③		6	1	2	3	0	1	2
Mark Teixeira, S (1, 3) OBP: 0.100, SLG: 0.200	C FF 93 C SL 83 X FF 94 0-2 F8 ③		C SL 84 X FF 94 0-1 L6 ③		B SL 83 X SI 93 1-0 G6-4-3 ②③ 1-2f			C FF 90 B CH 82 S CH 82 B CH 82 S CH 82 2-3 K ①	D SI 93 C SI 92 X SI 92 1-1 F8 ②			C SI 87 X CH 83 0-1 G3 ①	6	0	0	0	0	1	5
16 Brian McCann, L (1, 2)		X FF 93 0-0 G4-3 ①		C SI 92 X SL 82 0-1 HR		B SI 89 B SI 90 C SI 90 B SI 92 F SI 91 X SI 92 3-2 F7 ①		S FF 92 S FF 93 B SL 83 F SL 84 X FF 94 1-2 F7 ②	B SI 92 B FF 92 X SI 91 2-0 1-H 3-H 1B			B SI 88 B CH 86 C SI 87 X SI 89 2-1 G3 ②	6	1	2	3	0	0	0
7 Jeff Francoeur, R (1, 9) OBP: 0.300, SLG: 0.556		C FF 93 F FF 91 S SL 83 0-3 K2-3 ②		C SL 85 S SL 82 B FF 93 F SL 84 D SL 87 F SL 84 B CH 84 B SL 87 4-2 11 FC4-6 BB		F SL 81 S SL 86 B FF 91 B CH 88 S SL 84 2-3 K ②		C CH 84 B CH 84 X FF 94 1-1 G6-3 ③	C SI 93 X 0-1 F8 ③			C SI 90 X SI 89 0-1 HR	5	1	1	1	1	2	1
11 Mark Kotsay, L (1, 8) OBP: 0.444, SLG: 0.429	B FF 93 X CH 86 1-0 F7 ③			F SI 91 F SI 91 B SI 93 X SL 83 1-2 FC4-6 23 G4-3 23 WP 1-2f		X SI 92 0-0 1B			B SI 92 B SI 91 C SI 90 B SI 93 B SI 90 4-1 14 BB 8 BB 19 BB BB	B SI 88 B SI 87 B SI 87 C B SI 87 4-1 5 L4-6 23 G6-3 BB		B SI 89 B SI 88 C SI 87 F SI 88 X CH 83 2-2 23 1B 2B	4	2	2	0	2	0	1
23 Matt Diaz, R (1, 7) OBP: 0.111, SLG: 0.111			F FA 89 B SL 86 X SL 86 1-1 G6-3 ① 3-H		S CH 84 B CH 85 X SI 93 1-1 G4-3 ② 1-3				B SI 91 G SI 89 S SL 82 F SI 93 F SL 83 F SL 80 F SI 94 C SI 93 1-3 K ①	1 SAFE B SI 86 L SI 86 L SI 88 F SI 86 X SI 87 1-2 G6-3 ① 1-2		B SI 91 X SI 90 1-0 2-H 1B	6	0	1	1	0	1	4
47 Tom Glavine, L (1, %) Chris Resop, R (0, %) Will Ohman, L (0, %) 58 Peter Moylan, R (0, %) Royce Ring, L (0, %) † Grégor Blanco, L (0 PH) 46 Manny Acosta, R (0, %) 30 Jeff Bennett, R (0, %) 8 Ruben Gotay, S (0 PH) 39 Rafael Soriano, R (0, %) 5 Brayan Peña, S (0 PH) 56 Blaine Boyer, R (0, %)			B FA 89 B SL 90 B SL 89 C CH 88 B SL 89 4-1 2 1B 19 3B BB	B SI 93 C FF 91 B SL 81 C SI 90 S SL 82 2-3 K			B FF 95 X FF 94 1-0 G4-3 ①		B SL 83 C SI 93 B SL 79 F SI 93 B SL 80 B SI 93 4-2 19 BB 14 BB 10 1B 1-2 BB	B SI 87 B SI 90 B SI 89 C SI 88 X SI 89 3-1 L4-6 ②③ 2-2		C SI 87 B SI 87 X SI 87 1-1 F8 ③						
Inning Stats	R: 0 E: 0 K: 0 S: 9 H: 1 LOB: 1 BB: 0 P: 12	R: 0 E: 0 K: 1 S: 5 H: 0 LOB: 0 BB: 0 P: 6	R: 3 E: 0 K: 0 S: 10 H: 2 LOB: 0 BB: 1 P: 18	R: 1 E: 0 K: 1 S: 14 H: 1 LOB: 1 BB: 1 P: 22	R: 0 E: 0 K: 0 S: 10 H: 2 LOB: 1 BB: 0 P: 19	R: 0 E: 0 K: 1 S: 8 H: 1 LOB: 1 BB: 0 P: 13	R: 0 E: 0 K: 1 S: 7 H: 0 LOB: 1 BB: 1 P: 14	R: 0 E: 0 K: 1 S: 9 H: 0 LOB: 0 BB: 0 P: 13	R: 5 E: 0 K: 1 S: 18 H: 2 LOB: 1 BB: 4 P: 40	R: 0 E: 0 K: 0 S: 7 H: 0 LOB: 0 BB: 1 P: 15	R: 0 E: 0 K: 1 S: 5 H: 0 LOB: 0 BB: 0 P: 5	R: 2 E: 0 K: 0 S: 12 H: 3 LOB: 1 BB: 0 P: 18	1B: 8 2B: 2 3B: 1 HR: 2 SF: 0 SAC: 0 DP: 2 HBP: 0	WP: 1 PB: 0 SB: 0 CS: 0 PA: 54						

	AB	46
	R	11
	H	12
	RBI	11
	BB	8
	SO	7
	LOB	16

PITCHER		IP	WLS	BF	H	R	ER	SO	BB	IBB	HBP	BLK	WP	HR	S	P	ERA	WHIP
45 Ian Snell, R ERA: 6.0	(1, 1)	6.0		26	7	4	4	3	2	0	0	0	1	1	56	90	6.00	1.500
30 Tyler Yates, R ERA:	(7, 1)	1.0		4	0	0	0	1	1	0	0	0	0	0	7	14	0.00	1.000
34 John Grabow, L ERA:	(8, 1)	1.0		3	0	0	0	1	0	0	0	0	0	0	9	13	0.00	0.000
Damaso Marte, L ERA: 54.0	(9, 1)	0.1		3	0	2	2	1	2	0	0	0	0	0	10	19	54.00	6.000
55 Matt Capps, R ERA: 40.5	(9, 1)	0.2		6	2	3	3	0	2	0	0	0	0	0	8	21	40.50	6.000

PITCHER		IP	WLS	BF	H	R	ER	SO	BB	IBB	HBP	BLK	WP	HR	S	P	ERA	WHIP
52 Franquelis Osoria, R ERA: 8.0	(10, 1)	3.0	W	12	3	2	2	1	1	0	0	0	0	1	24	38	6.00	1.333

Pittsburgh Pirates @ Atlanta Braves

Turner Field, Atlanta, GA

Wed Apr 02 2008, 7:00 PM EDT

Att. 17,893 - Partly Cloudy - 74 F

TOP

livebaseballscorecards.com

Batter	1	2	3	4	5	6	7	8	9	AB	R	H	RBI	BB	SO	LOB
13 Nate McLouth, L (1, 8) OBP: 0.500, SLG: 0.889	B C SI 91 S CH 84 F FF 95 B SI 93 F X CH 82 2-2 ① G4-3		C SI 92 X SI 93 1-1 2B		C SI 93 B CH 83 X CH 84 1-1 ③ G3		B SI 93 B CH 83 X CH 84 2-0 ③ G4-3			4	0	1	0	0	0	0
12 Freddy Sanchez, R (1, 4) OBP: 0.600, SLG: 0.667	B SI 94 S CH 83 X SI 94 1-1 1B		B CH 82 B CH 85 C CH 83 D FF 95 X SI 94 3-1 ③ G4-3			F SI 93 B SI 92 F CH 81 X CH 84 1-2 25 G3 BB 1B 1B		B SI 91 C SI 93 X SI 93 1-1 ① G1-3		4	1	2	0	0	0	1
Jason Bay, R (1, 7) OBP: 0.364, SLG: 0.125	B FF 94 C SI 92 C CH 83 B SI 92 1 SAFE S CH 84 2-3 ② K			X SI 88 0-0 41 1B 1B		B SI 94 B SI 93 B CH 82 B SI 94 4-0 25 G3 1-2 1B BB		B SI 93 F SI 93 C SI 94 F SL 79 B SL 79 B SL 79 B SI 94 4-2 BB BB		2	1	1	0	2	1	1
25 Adam LaRoche, L (1, 3) OBP: 0.273, SLG: 0.300	C CH 83 C FF 93 B CH 85 S CH 85 1-3 ③ K			C FF 91 F CH 81 C FF 93 0-3 ① K		B SI 91 C SI 92 B SI 92 D CH 84 X SI 91 3-1 ① G3 1-2 2-3		B SI 85 C CU 70 S CU 70 C SI 87 1-3 ② K		4	0	0	0	0	3	5
Xavier Nady, R (1, 9) OBP: 0.545, SLG: 1.200		C C B B X 2-2 ① L7		F SI 92 F CH 84 D CH 85 1 SAFE X CH 85 1-2 ② F7		B SI 93 F FF 92 F SI 93 B SI 94 X SL 80 2-2 41 1B 2-H 3-H 1B		C CU 79 1 SAFE F SI 96 F SI 98 1 SAFE D CU 81 D CU 82 B SI 98 D CU 81 4-2 1-2 BB		3	0	1	2	1	0	1
41 Ryan Doumit, S (1, 2) OBP: 0.455, SLG: 0.455		B S F B F S 2-3 ② K		S CH 83 1 SAFE X FF 92 0-1 19 FC6-4 1-2 1B		C SI 93 X SI 92 0-1 19 G5-4-3 1-2 1B		B SI 98 F SI 96 B CU 81 F SI 96 F SI 98 B SI 97 X SI 97 3-2 ③ F7		4	0	2	0	0	1	2
19 José Bautista, R (1, 5) OBP: 0.111, SLG: 0.222		C X 0-1 ③ F7		B CH 84 B CH 84 B SI 94 C SI 94 X SI 93 3-1 ③ FC6-4 1-2f		B SI 91 B SI 91 C SI 91 X SI 91 2-1 ② ③ G5-4-3 1-2f			C FF 89 F FF 90 X SL 79 0-2 ① F8	4	0	0	0	0	0	4
2 Jack Wilson, R (1, 6)			F FF 91 B SI 90 X CH 82 1-1 ① F9		C SL 78 B SI 92 X SI 91 1-1 ① G5-3		B SI 93 C FF 93 B SI 91 B SI 92 X SI 92 3-1 ① P4		B FF 89 B FF 90 F FF 90 F SL 82 X CH 81 1-2 ② G5-3	4	0	0	0	0	0	0
24 Tom Gorzelanny, R (1, 1) Chris Gomez, R (7, PH) 34 John Grabow, L (7, 1) 30 Tyler Yates, R (7, 1) Damaso Marte, L (8, 1) Evan Meek, R (8, 1) Luis Rivas, R (9, PH)			C SI 90 C SI 92 S SI 93 0-3 ② K		X SI 92 0-0 ② G6-3		C SI 93 T SI 94 B SL 80 X SL 79 1-2 ② F9		B SL 82 B FF 90 C FF 90 X FF 90 2-1 ③ G6-3	2 1 0 0 0 0 1	0 0 0 0 0 0 0	0 0 0 0 0 0 0	0 0 0 0 0 0 0	1 0 0 0 0 0 0	0 0 0 0 0 0 0	0 0 0 0 0 0 0
Inning Stats	R: 0 E: 0 K: 2 S: 13 H: 1 LOB: 1 BB: 0 P: 19	R: 0 E: 0 K: 1 S: 9 H: 0 LOB: 0 BB: 0 P: 13	R: 0 E: 0 K: 1 S: 9 H: 1 LOB: 1 BB: 0 P: 14	R: 0 E: 0 K: 1 S: 11 H: 2 LOB: 2 BB: 0 P: 15	R: 0 E: 0 K: 0 S: 5 H: 0 LOB: 0 BB: 0 P: 7	R: 2 E: 0 K: 0 S: 12 H: 3 LOB: 1 BB: 1 P: 24	R: 0 E: 0 K: 0 S: 6 H: 0 LOB: 0 BB: 0 P: 12	R: 0 E: 0 K: 1 S: 15 H: 0 LOB: 2 BB: 2 P: 28	R: 0 E: 0 K: 0 S: 9 H: 0 LOB: 0 BB: 0 P: 12	1B: 6 2B: 1 3B: 0 HR: 0 SF: 0 SAC: 0 DP: 1 HBP: 0						

PITCHER		IP	WLS	BF	H	R	ER	SO	BB	IBB	HBP	BLK	WP	HR	S	P	ERA	WHIP
49 Jair Jurrjens, R ERA: 3.38	(1, 1)	5.1	W	24	7	2	2	5	1	0	0	0	0	0	57	88	3.38	1.500
30 Jeff Bennett, R ERA: 4.5	(6, 1)	0.2	H	1	0	0	0	0	0	0	0	0	0	0	2	4	0.00	0.000
46 Manny Acosta, R ERA: 21.6	(7, 1)	1.0	H	3	0	0	0	0	0	0	0	0	0	0	6	12	0.00	0.000
58 Peter Moylan, R ERA: 4.5	(8, 1)	0.1	H	2	0	0	0	0	1	0	0	0	0	0	5	10	0.00	3.000
Royce Ring, L ERA:	(8, 1)	0.1	H	1	0	0	0	1	0	0	0	0	0	0	3	4	0.00	0.000

PITCHER		IP	WLS	BF	H	R	ER	SO	BB	IBB	HBP	BLK	WP	HR	S	P	ERA	WHIP
Chris Resop, R ERA: 6.75	(8, 1)	0.1	H	2	0	0	0	0	1	0	0	0	0	0	7	14	0.00	3.000
Will Ohman, L ERA:	(9, 1)	1.0		3	0	0	0	0	0	0	0	0	0	0	9	12	0.00	0.000

AB	33
R	2
H	7
RBI	2
BB	3
SO	6
LOB	14

PA: 36

WP: 0
PB: 0
SB: 0
CS: 0

Pittsburgh Pirates @ Atlanta Braves

Turner Field, Atlanta, GA

Wed Apr 02 2008, 7:00 PM EDT

Att. 17,893 - Partly Cloudy - 74 F

livebaseballscorecards.com

BOTTOM

Batter	1	2	3	4	5	6	7	8	9	AB	R	H	RBI	BB	SO	LOB
14 Martín Prado, R (1, 4) OBP: 0.444, SLG: 0.571	B FF 85 C FF 85 X FF 86 1-1 10 1B 3B		B CH 83 B CH 82 B FF 89 B FF 88 4-0 19 1B 10 SF9 BB		C SL 73 X SL 80 0-1 ② G6-3		B SI 95 X FF 96 1-0 ② F9	B FF 92 B FF 89 X FF 90 2-0 E4 1-3 19 HR 3-H 1B		4	3	2	1	1	0	1
19 Yunel Escobar, R (1, 6) OBP: 0.600, SLG: 0.909	F SL 83 S CH 81 B FF 93 C FF 94 1-3 ① K		B SI 89 1 SAFE B CH 83 C FF 90 F CH 84 B F X FF 91 3-2 1-3 1B		B SL 72 B SL 74 B SI 88 B FF 88 4-0 10 1B BB		T SL 90 C FF 96 S SI 96 0-3 ③ K	X FF 91 0-0 1-H 3-H HR		4	1	2	3	1	2	2
10 Chipper Jones, S (1, 5) OBP: 0.400, SLG: 0.615	B FF 94 F SL 79 X SI 89 1-1 G6-4-3 3-H 1B		X SL 76 0-0 ② SF9 3-H		C B SL 76 B FF 90 X CH 84 2-1 FC4-6 1-2 1B			C FF 94 B SI 91 F FF 96 C SI 95 B FF 96 B SL 91 4-2 HR BB C FF 91 X CU 78 0-1 ③ G4-3		3	1	2	2	1	0	0
Mark Teixeira, S (1, 3) OBP: 0.143, SLG: 0.429	B CH 79 S CH 85 B FF 88 T CH 82 B FF 89 X CH 82 3-2 ②③ G6-4-3 1-2f		1 SAFE X FF 90 0-0 ③ G1-3		C SI 90 X CH 84 0-1 ③ FC4-6 1-2f			C SI 91 B SL 79 B SL 84 X SI 94 2-1 1-H HR		4	1	1	2	0	0	4
7 Jeff Francoeur, R (1, 9) OBP: 0.357, SLG: 0.538		C S B B B X 3-2 23 G4-6-3 16 BB 1B	B SL 70 S SI 89 B CH 83 F FF 86 B CH 82 X SI 88 3-2 ① F7		X SL 70 0-0 ① G5-3			X SI 93 0-0 16 1B 23 1B 1B		4	1	2	0	0	0	0
16 Brian McCann, L (1, 2) OBP: 0.357, SLG: 0.538		B B 1 SAFE F FF 89 F FF 89 F FF 89 D SL 82 B FF 90 4-2 23 G4-6-3 1-2 BB	B FF 89 F SL 84 B FF 90 X SI 89 2-1 ② P5		B CH 83 S SL 77 X SI 87 1-1 ② G4-1			B SI 93 C SI 92 X SI 93 1-1 11 FC4-6 14 1B 23 1B 1-3 1B		3	1	1	0	1	0	0
23 Matt Diaz, R (1, 7) OBP: 0.231, SLG: 0.462	F SI 90 D FF 90 X 1-1 ①② G4-6-3 1-2f 2-3		X SI 89 0-0 HR		C FF 86 B CH 83 B FF 87 F CH 81 X FF 89 2-2 ③ F7			S SL 79 X SI 92 0-1 11 FC4-6 1-2 3-H 1B		4	1	2	2	0	0	2
11 Mark Kotsay, L (1, 8) OBP: 0.308, SLG: 0.273	C B X 1-1 ③ F8		C FF 88 B SL 74 B SI 89 S SL 81 F FF 88 X FF 90 2-2 ③ F8				C SL 85 B SL 84 B FF 92 B SL 84 C FF 92 X FF 92 3-2 ① G4-3	B SI 91 X SI 92 1-0 ① FC4-6 14 E 14 1B 19 HR 1-2f 2-3		4	1	0	0	0	0	3
49 Jair Jurrjens, R (1, 1) 30 Jeff Bennett, R (6, 1) 46 Manny Acosta, R (7, 1) 5 Brayan Peña, S (7, PH) DNP: 8-RH, 9-LH, 9-RH 58 Peter Moylan, R (8, 1) Royce Ring, L (8, 1) Chris Resop, R (8, 1) 8 Ruben Gotay, S (8, PH) Will Ohman, L (8, 1)			C SI 87 S FF 88 B FF 87 C FF 90 1-3 ① K		F SI 88 B SL 73 S FF 88 B CH 83 S FF 89 2-3 ① K		C FF 92 B CH 83 F CH 83 X CH 82 1-2 1B	B FF 87 B FF 86 X FF 86 2-0 ② F9		2 0 0 0 0 2 0 0 0 0 0 0 0 0 0 0 0 0 0 0 0 1 0 1 0 0 0 0 0 0 0 0 0 0 0 0 0 0 0 0 0 0 0 0 0 0 0 0 0 1 0 0 0 0 2 0 0 0 0 0 0 0 0						
Inning Stats	R: 1 E: 0 K: 1 S: 10 H: 2 LOB: 0 BB: 0 P: 16	R: 0 E: 0 K: 0 S: 10 H: 1 LOB: 1 BB: 1 P: 19	R: 1 E: 0 K: 1 S: 9 H: 1 LOB: 1 BB: 1 P: 17	R: 1 E: 0 K: 0 S: 10 H: 1 LOB: 0 BB: 0 P: 17	R: 0 E: 0 K: 1 S: 9 H: 1 LOB: 2 BB: 1 P: 17	R: 0 E: 0 K: 0 S: 6 H: 0 LOB: 0 BB: 0 P: 9	R: 0 E: 0 K: 1 S: 10 H: 1 LOB: 1 BB: 0 P: 15	R: 7 E: 1 K: 0 S: 15 H: 6 LOB: 0 BB: 1 P: 27		1B: 9 2B: 0 3B: 1 HR: 3 SF: 1 SAC: 0 DP: 2 HBP: 0	WP: 0 PB: 0 SB: 0 CS: 0 PA: 39				

	AB	34
	R	10
	H	13
	RBI	10
	BB	4
	SO	4
	LOB	14

PITCHER		IP	WLS	BF	H	R	ER	SO	BB	IBB	HBP	BLK	WP	HR	S	P	ERA	WHIP
24 Tom Gorzelanny, L ERA: 4.5	(1, 1)	6.0	L	25	6	3	3	3	3	0	0	0	0	1	54	95	4.50	1.500
34 John Grabow, L ERA:	(7, 1)	0.1		2	1	0	0	0	0	0	0	0	0	0	6	10	0.00	3.000
30 Tyler Yates, R ERA: 5.4	(7, 1)	0.2		3	0	1	1	1	1	0	0	0	0	0	6	11	13.50	1.500
Damaso Marte, L ERA: 81.0	(8, 1)	0.1		5	4	2	2	0	0	0	0	0	0	1	8	12	54.00	12.000
Evan Meek, R ERA: 27.0	(8, 1)	0.2		4	2	4	4	0	0	0	0	0	0	1	5	9	54.00	3.000

PITCHER	IP	WLS	BF	H	R	ER	SO	BB	IBB	HBP	BLK	WP	HR	S	P	ERA	WHIP

Batter	1	2	3	4	5	6	7	8	9	10	AB	R	H	RBI	BB	SO	LOB
13 Nate McLouth, L (1, 8) (10, 7) OBP: 0.400, SLG: 0.714	B SI 89 B SI 88 C SI 88 C SI 89 F SI 88 B SI 91 F SI 90 F CH 84 X SI 89 3-2 F7 ①		C SI 89 B CH 85 B CH 85 X SI 91 2-1 2 G3 12 G6-3 2B C SI 88 B SI 89 X CH 85 1-1 G3-1 ③				B SL 81 B SL 81 S SI 91 C SI 90 X SL 81 2-2 F9 ②		B FF 93 B SI 93 S FF 94 C FF 94 F FF 94 F FF 94 C SL 83 2-3 K ③		5	1	1	0	0	1	2
2 Jack Wilson, R (1, 6) OBP: 0.214, SLG: 0.083 45 Ian Snell, R (7, PR) 34 John Grabow, L (7, 1) 30 Tyler Yates, R (9, 1) 3 Nyjer Morgan, L (10, PH) OBP: 1.000, SLG: 2.000 (10, 8)	C SL 82 B SI 89 B SL 82 X SI 89 2-1 F9 ②		X SI 89 0-0 G3 ① 2-3		F FF 93 S FF 94 S FF 94 0-3 K ①		C FF 90 D CH 80 X SL 82 1-1 1-H 1B			B SI 94 S CU 77 B SI 94 B SI 93 C SI 93 B SI 94 4-2 PB SH1-4 1B BB	4 0 0 0 0 0	0 0 0 0 0 1	1 0 0 0 0 0	1 0 0 0 0 1	0 0 0 0 0 0	1 0 0 0 0 0	1 0 0 0 0 0
12 Freddy Sanchez, R (1, 4) OBP: 0.462, SLG: 0.500 Luis Rivas, R (6, 4) (7, 6)	B SI 91 C SL 82 F SI 91 S SL 85 1-3 K2-3 ③		F SI 90 X SI 91 0-1 G6-3 ② 3-H		C CU 74 F FF 94 B FF 93 B FF 95 X CU 75 2-2 F9 ②		C FF 89 B FF 90 X CH 82 1-1 F8 ③			X SI 96 0-0 SH1-4 ① 1-2	3 1	0 0	0 0	1 0	0 0	1 0	0 1
Jason Bay, R (1, 7) OBP: 0.500, SLG: 0.200 55 Matt Capps, R (10, 1)		C SL 82 X SI 89 0-1 19 BB HBP 1B	B SI 91 B SI 87 SI 92 B SI 90 4-0 BB		C FF 94 B FF 95 B CH 85 C FF 94 S FF 94 2-3 K ③			B FF 93 B CH 84 F SI 93 B SL 77 B SI 92 4-1 25 G4-3 BB		B SI 94 B CU 78 C CH 82 B SI 94 C SI 94 D CU 77 4-2 1B 2-3 BB	2 0	0 0	1 0	0 0	3 0	1 0	0 0
25 Adam LaRoche, L (1, 3) OBP: 0.188, SLG: 0.200		C SI 90 F CH 83 B SI 90 F SL 82 B SI 90 F CH 85 C SI 90 2-3 K ①	B CH 86 F SI 91 B SI 90 F SI 89 X CH 85 2-2 F9 ③			B CH 82 C FF 93 X FF 92 1-1 F8 ①		C CH 84 X CH 85 0-1 G4-3 ① 1-2		S CU 70 F CU 71 F SI 88 S CU 71 0-3 K ②	5	0	0	0	0	2	5
Xavier Nady, R (1, 9) OBP: 0.500, SLG: 0.929		C SL 84 1 SAFE S SI 90 H SI 90 1-2 19 BB HBP	B CH 83 F SI 89 X CH 85 1-1 G4-3 ①			B FF 94 C CH 83 C CU 72 B FF 94 C FF 92 2-3 K ②		B SL 79 F SI 93 F SL 79 B SL 81 S SL 80 2-3 K ②		C SI 94 B CU 82 X CU 80 1-1 1-2 3-H 1B	4	0	1	1	0	2	1
19 José Bautista, R (1, 5) OBP: 0.214, SLG: 0.308	B SI 90 C SI 89 B SL 83 B SI 89 C SI 89 B SI 89 4-2 1-2 2-3 BB	B SL 83 B SI 90 B SI 88 C FF 89 S FF 89 F FF 90 F SI 89 F FF 90 X SL 83 3-2 26 2B 2B		S FF 90 X FF 93 0-1 F9 ③		B SL 78 X SI 93 1-0 P2 ③		B SI 95 C SI 94 F SI 94 X SI 95 1-2 G3 ③	4	1	1	0	1	0	3
26 Ronny Paulino, R (1, 2) OBP: 0.250, SLG: 0.500	C SL 84 S SI 90 C SI 90 0-3 K ②	C CH 85 B SI 89 B SI 90 X CH 86 2-1 57 G6-3 2-H 2B		C FF 89 B SL 81 B FF 91 C FF 90 X FF 91 2-2 E4 FC5-4			X SL 81 0-0 F7 ①		4	0	1	1	0	1	3
57 Zach Duke, L (1, 1) 52 Franquelis Osoria, R (6, 1) Chris Gomez, R (7, PH) (7, 4)	F SI 89 F SI 89 X SL 85 0-2 G5-3 ③		X SI 89 0-0 G6-3 ② 2-3		C SL 82 C SL 82 X SL 82 0-2 FC5-4 2 PB 2 1B 1-2f ①		C SI 91 F FF 94 S FF 93 0-3 K ②		2 0 2	0 0 1	0 0 0	0 0 0	0 0 0	0 0 1	4 0 1
Inning Stats	R: 0 H: 0 E: 0 LOB: 0 K: 1 BB: 0 S: 11 P: 17	R: 0 H: 1 E: 0 LOB: 3 K: 2 BB: 1 S: 17 P: 24	R: 1 H: 1 E: 0 LOB: 1 K: 0 BB: 1 S: 8 P: 16	R: 1 H: 2 E: 0 LOB: 1 K: 0 BB: 0 S: 13 P: 20	R: 0 H: 0 E: 0 LOB: 0 K: 2 BB: 0 S: 9 P: 13	R: 0 H: 0 E: 0 LOB: 0 K: 1 BB: 0 S: 7 P: 10	R: 1 H: 1 E: 1 LOB: 1 K: 0 BB: 0 S: 13 P: 19	R: 0 H: 0 E: 0 LOB: 1 K: 1 BB: 1 S: 7 P: 14	R: 0 H: 0 E: 0 LOB: 0 K: 2 BB: 0 S: 9 P: 11	R: 1 H: 1 E: 0 LOB: 2 K: 1 BB: 2 S: 14 P: 24	1B: 3 2B: 3 3B: 0 HR: 0	SF: 0 SAC: 1 DP: 0 HBP: 1	WP: 0 PB: 2 SB: 0 CS: 0	PA: 43			

PITCHER		IP	WLS	BF	H	R	ER	SO	BB	IBB	HBP	BLK	WP	HR	S	P	ERA	WHIP
30 Jeff Bennett, R ERA: 4.5	(1, 1)	4.0		19	4	2	2	3	2	0	1	0	0	0	49	77	4.50	1.500
56 Blaine Boyer, R ERA: 6.75	(5, 1)	2.0		6	0	0	0	3	0	0	0	0	0	0	16	23	0.00	0.000
Will Ohman, L ERA:	(7, 1)	0.2	B	4	1	1	0	0	0	0	0	0	0	0	11	16	0.00	1.500
46 Manny Acosta, R ERA: 12.0	(7, 1)	1.1		5	0	0	0	1	1	0	0	0	0	0	9	17	0.00	0.750
39 Rafael Soriano, R ERA:	(9, 1)	1.0		3	0	0	0	2	0	0	0	0	0	0	9	11	0.00	0.000

PITCHER		IP	WLS	BF	H	R	ER	SO	BB	IBB	HBP	BLK	WP	HR	S	P	ERA	WHIP
Chris Resop, R ERA: 9.0	(10, 1)	0.2	L	5	1	0	0	0	2	0	0	0	0	0	10	20	0.00	4.500
Royce Ring, L ERA:	(10, 1)	0.1		1	0	0	0	1	0	0	0	0	0	0	4	4	0.00	0.000
Chris Resop, R ERA: 9.0	(10, 1)	0.2	L	5	1	0	0	0	2	0	0	0	0	0	10	20	0.00	4.500

TOP

Pittsburgh Pirates @ Atlanta Braves

Turner Field, Atlanta, GA

Thu Apr 03 2008, 7:00 PM EDT

Att. 19,240 - Cloudy - 51 F

livebaseballscorecards.com

AB	36
R	4
H	6
RBI	4
BB	5
SO	10
LOB	21

Pittsburgh Pirates @ Atlanta Braves

Turner Field, Atlanta, GA

Thu Apr 03 2008, 7:00 PM EDT

Att. 19,240 - Cloudy - 51 F

livebaseballscorecards.com

Batter	1	2	3	4	5	6	7	8	9	10	AB	R	H	RBI	BB	SO	LOB
14 Martín Prado, R (1, 4) OBP: 0.429, SLG: 0.545	C FF 90 F SI 90 B SI 91 F FF 91 B FF 92 X SI 91 2-2 ① G4-3		B CU 74 B CU 74 C SI 88 B SI 89 X SI 90 3-1 ② G4-3		C CU 73 B FF 88 B FF 88 X SI 87 2-1 2B	B CU 73 B CU 72 B CH 81 B FF 87 4-0 1-2 2-3 BB		C SL 83 B FF 90 B CH 81 B CH 81 C FF 90 F CH 82 X FF 91 3-2 ③ G1-3			4	0	1	0	1	0	0
19 Yunel Escobar, R (1, 6) OBP: 0.500, SLG: 0.688	B FF 92 B FF 92 F SI 90 X FF 91 2-1 ② B1-3		B CU 73 S CH 83 X SI 90 1-1 10 1B 1B		F FF 88 B SI 88 C CU 74 B FF 88 D CU 75 F SL 85 X SI 88 3-2 ③ G6-3	C SL 78 B SI 91 B SI 90 B SL 78 F SI 88 C SI 90 3-3 K			S FF 95 B SL 88 T SI 95 B SI 96 X SL 88 2-2 ① F9		5	0	1	0	0	1	4
10 Chipper Jones, S (1, 5) OBP: 0.450, SLG: 0.611	C FF 91 B FF 91 X SI 90 1-1 1B		F SI 89 X CH 82 0-1 1-2 1B			F SL 84 B FF 85 B CU 73 F FF 86 F FF 90 B FF 89 X SI 89 3-2 7 1B 23 1B	C FF 90 X SL 83 0-1 ① F8		F FF 96 B SI 95 C FF 96 S FF 97 1-3 ② K		5	1	3	0	0	1	0
Mark Teixeira, S (1, 3) OBP: 0.105, SLG: 0.316	C FF 91 B CU 76 S CH 82 B SI 91 X FF 87 2-2 ③ P3		X SI 90 0-0 ③ F8			B CH 80 B CH 80 X CH 82 2-0 ① F9	B CH 82 B CH 80 C CH 81 B CH 81 X FF 90 3-1 E6 23 E		X FF 96 0-0 ③ P5		5	0	0	0	0	0	4
7 Jeff Francoeur, R (1, 9) OBP: 0.316, SLG: 0.444		X FF 89 0-0 ① G5-3		B CU 72 X SI 89 1-0 ① F9		F CH 80 B FF 88 B FF 87 X CH 81 2-1 11 FC4-6 23 1B 1B 1-2 1B	B FF 91 B CH 83 X FF 89 2-0 ② P3			B SI 93 C SI 92 B SI 92 C SI 92 B SI 93 F SI 92 X FF 92 3-2 ① F8	5	1	1	0	0	0	1
23 Matt Diaz, R (1, 7) OBP: 0.294, SLG: 0.471 Royce Ring, L (10, 1) 1 Grégor Blanco, L (10, 7)		C FF 91 S FF 87 X FF 90 0-2 ② P3		F SI 90 F CU 73 B FF 90 B SI 90 F FF 86 F FF 90 B FF 90 X CH 83 3-2 11 G4-6-3 1B		B FF 87 F CU 72 F FF 87 X CU 74 1-2 11 FC4-6 1B 1-2 2-H	F FF 91 X SL 83 0-1 FC5 1-2			C FF 93 C FF 93 C SI 91 0-3 ② K	4 0 1	0 0 0	2 0 0	1 0 0	0 0 1	0 0 0	1 0 1
11 Mark Kotsay, L (1, 8) OBP: 0.333, SLG: 0.438	C FF 89 B CU 76 F FF 90 B FF 90 X FF 90 2-2 1B			B SI 88 X SI 88 1-0 ② ③ G4-6-3 1-2f		B SI 87 B FF 88 X SI 88 2-0 ② FC4-6 1B 5 E 1-2f 2-3	C SL 84 S SL 83 B FF 92 B SL 84 S FF 92 2-3 ③ K			X FF 92 0-0 3B	5	1	2	0	0	1	5
Corky Miller, R (1, 2) OBP: 0.200, SLG: 0.200 16 Brian McCann, L (10, PH) OBP: 0.333, SLG: 0.500		F FF 90 B CU 76 S SI 91 B SI 90 F CH 81 X FF 91 2-2 ③ L3			B CU 73 C SI 89 B FF 89 B FF 88 C SI 89 X SI 88 3-2 ① L8	B FF 88 B CH 80 C SI 88 X FF 88 2-1 14 BB 5 E 1-3 3-H		C FF 89 C FF 83 B FF 90 S CH 81 1-3 ① K		C FF 92 F SI 91 B FF 93 X SI 92 1-2 ③ G3	4 1	0 0	1 0	1 0	0 0	1 0	1 1
30 Jeff Bennett, R (1, 1) 56 Blaine Boyer, R (5, 1) 5 Brayan Peña, S 1st Inning (6, PH) Will Ohman, L (7, 1) 46 Manny Acosta, R (7, 1) 8 Ruben Gotay, S (8, PH) 39 Rafael Soriano, R (9, 1) Chris Resop, R (10, 1) (10, 1)			C FF 87 C FF 88 F FF 88 X SI 90 0-2 ① G6-3		B FF 89 B FF 89 B SI 88 C SI 90 C SI 87 C SI 89 3-3 ② K	C CU 73 B FF 87 C SI 87 X FF 86 1-2 E6 14 BB 1-2 3-H		B FF 85 B CH 80 B FF 89 C FF 90 C FF 91 C FF 91 3-3 ② K			1 1 1 0 0 1 0 0	0 0 0 0 0 0 0 0	0 0 0 0 0 0 0 0	0 1 0 0 0 1 0 0	0 0 0 0 0 0 0 0	0 1 0 0 0 0 0 0	0 0 1 0 0 0 0 0
Inning Stats	R: 0 E: 0 K: 0 S: 11 H: 1 LOB: 1 BB: 0 P: 18	R: 0 E: 0 K: 0 S: 11 H: 1 LOB: 1 BB: 0 P: 15	R: 0 E: 0 K: 0 S: 11 H: 2 LOB: 2 BB: 0 P: 15	R: 0 E: 0 K: 0 S: 7 H: 1 LOB: 0 BB: 0 P: 12	R: 0 E: 0 K: 1 S: 12 H: 1 LOB: 1 BB: 0 P: 23	R: 3 E: 1 K: 1 S: 19 H: 4 LOB: 3 BB: 1 P: 39	R: 0 E: 2 K: 1 S: 10 H: 0 LOB: 2 BB: 0 P: 17	R: 0 E: 0 K: 2 S: 10 H: 0 LOB: 0 BB: 0 P: 17	R: 0 E: 0 K: 1 S: 7 H: 0 LOB: 0 BB: 0 P: 10	R: 0 E: 0 K: 1 S: 11 H: 1 LOB: 1 BB: 0 P: 15	1B: 9 2B: 1 3B: 1 HR: 0	SF: 0 SAC: 0 DP: 1 HBP: 0						

PITCHER		IP	WLS	BF	H	R	ER	SO	BB	IBB	HBP	BLK	WP	HR	S	P	ERA	WHIP
57 Zach Duke, L ERA: 3.18	(1, 1)	5.2		28	10	3	2	1	1	0	0	0	0	0	68	116	3.18	1.941
52 Franquelis Osoria, R ERA: 5.4	(6, 1)	0.1		1	0	0	0	1	0	0	0	0	0	0	3	6	0.00	0.000
34 John Grabow, L ERA:	(7, 1)	2.0		8	0	0	0	3	0	0	0	0	0	0	20	34	0.00	0.000
30 Tyler Yates, R ERA: 3.38	(9, 1)	1.0	W	3	0	0	0	1	0	0	0	0	0	0	7	10	0.00	0.000
55 Matt Capps, R ERA: 16.2	(10, 1)	1.0	S	4	1	0	0	1	0	0	0	0	0	0	11	15	0.00	1.000

PITCHER	IP	WLS	BF	H	R	ER	SO	BB	IBB	HBP	BLK	WP	HR	S	P	ERA	WHIP

AB	43
R	3
H	11
RBI	2
BB	1
SO	7
LOB	18

WP: 0	PA:	44
PB: 0		
SB: 0		
CS: 0		

Batter	1	2	3	4	5	6	7	8	9	AB	R	H	RBI	BB	SO	LOB
7 José Reyes, S (1, 6) OBP: 0.316, SLG: 0.353	C FF 91 B FC 88 B SI 91 F SI 91 F FS 83 X SI 92 2-2 ① G4-3		C SI 90 F SI 91 F FC 88 B FF 92 X SI 93 1-2 ② G3		X SI 92 0-0 1 G4-3 1B 1-2 2-3 3-H		L SI 92 L SI 93 X SL 79 0-2 ① F8		C FF 95 B SL 84 S CH 84 F FF 94 S SL 84 1-3 ② K	5	0	1	1	0	1	2
1 Luis Castillo, S (1, 4) OBP: 0.316, SLG: 0.235	B SI 90 B FF 91 C SI 89 C SI 90 F FS 82 F FS 81 B SI 92 X SI 91 3-2 ② G1-3		C FS 81 C CU 75 B FC 87 B SI 93 C FC 88 2-3 ③ K		B SI 91 B SI 91 C SI 92 X SI 91 2-1 ② G4-3 1-2 2-3 3-H		C SI 92 B SI 93 X SI 93 1-1 ② G3 1-2 2-3		C SL 84 B FF 95 F CH 85 X SL 85 1-2 ③ P6	5	0	0	1	0	1	4
5 David Wright, R (1, 5) OBP: 0.421, SLG: 0.706	C SI 91 F FF 91 B SI 92 F FC 86 B SI 92 X SI 91 2-2 ③ G4-3			B SI 90 B SI 90 F SI 91 X FS 80 2-1 ① G6-3	X FC 88 0-0 ③ G5-3		B SL 78 X SI 95 1-0 ③ G6-3			4	0	0	0	0	0	4
15 Carlos Beltrán, S (1, 8) OBP: 0.500, SLG: 0.813		B FS 79 B SI 89 B SI 90 C FF 89 X SI 89 3-1 ① G5-3		B FF 91 C SI 92 B SI 92 F FS 82 F SI 92 F SI 93 B SI 92 F SI 92 F FS 81 3-2 ② L8 F CU 77 X FF 93		B SI 91 B SI 89 B SI 90 C SI 89 X FS 79 3-1 19 G6-3 1B		B SI 84 X SI 85 1-0 21 2B 2B		4	1	2	0	0	0	0
21 Carlos Delgado, L (1, 3) OBP: 0.389, SLG: 0.375		C FF 91 F FC 88 F SI 91 B SI 92 X SI 92 1-2 19 1B 16 FC6-4 1B		B SI 92 C SI 91 B FC 86 B FS 83 X SI 92 3-1 ③ G4-3		B SI 91 C SI 91 F SI 91 S SI 93 1-3 ① K		B SI 85 S SI 86 B CU 72 S SI 86 X CU 71 2-2 19 G3-1 16 SF7 2-H 2B		4	2	2	1	0	1	1
19 Ryan Church, L (1, 9) OBP: 0.444, SLG: 0.588		X SI 91 0-0 16 FC6-4 1-3 1B			C CU 73 B FS 81 F SI 90 X FC 87 1-2 23 G3 16 1B 7 1B 1B	1 SAFE C SI 91 F SI 92 P PO 78 P PO 80 B SI 91 X FS 78 3-2 ② G6-3 1-2		B SI 86 S SI 87 D CU 72 F SI 87 F CU 71 F CU 71 X SI 87 2-2 ① G3-1 2-3		4	1	2	0	0	0	2
16 Ángel Pagán, S (1, 7) OBP: 0.444, SLG: 0.538		X SI 91 0-0 ② FC6-4 1-2f 3-H			C SI 91 C FF 88 B SI 93 X FC 86 1-2 7 1B 23 G3 1 G4-3 1-2 1B	2 SAFE B SI 90 F FC 86 B FC 86 X FS 81 2-1 ③ G4-3		B SI 87 C SI 87 X SI 88 1-1 ② SF7 3-H		3	1	1	2	0	0	2
23 Brian Schneider, L (1, 2) OBP: 0.444, SLG: 0.357		B SI 91 S FS 81 1 SAFE F SI 91 S FS 81 1-3 ③ K			X SI 92 0-0 ① G3 1-2 2-3		C SI 92 B SI 94 X SI 92 1-1 1 G3 1B 1B	B CU 74 C SI 87 X SI 88 1-1 ③ G4-3		4	0	1	0	0	1	3
33 John Maine, R (1, 1) 44 Brady Clark, R (5, PH) Joe Smith, R (5, 1) Scott Schoeneweis, L (6, 1) Endy Chavez, L (7, PH) OBP: 0.333, SLG: 0.333 Jorge Sosa, R (7, 1) Nelson Figueroa, R (8, 1) 9 Marlon Anderson, L (9, PH) OBP: 0.250, SLG: 0.250			C SI 90 S SI 91 S FC 87 0-3 ① K		H SI 92 1-0 1 G4-3 7 1B HBP		C SI 91 B SI 93 B SI 92 X SI 93 2-1 1 G3 1-2 1B		B SL 84 B FF 94 C FF 92 F FF 93 B FF 96 F FF 94 F FF 94 X SL 82 3-2 ① L9	1 0 0 0 1 0 0 0 1	0 0 0 0 0 0 0 0 0	0 0 0 0 1 0 0 0 0	0 0 0 0 0 0 0 0 0	0 0 0 0 0 0 0 0 0	1 0 0 0 0 0 0 0 0	0 0 0 0 0 0 0 0 0
Inning Stats	R: 0 E: 0 K: 0 S: 13 H: 0 LOB: 0 BB: 0 P: 20	R: 1 E: 0 K: 1 S: 11 H: 2 LOB: 1 BB: 0 P: 16	R: 0 E: 0 K: 2 S: 10 H: 0 LOB: 0 BB: 0 P: 13	R: 0 E: 0 K: 0 S: 12 H: 0 LOB: 0 BB: 0 P: 20	R: 2 E: 0 K: 0 S: 11 H: 3 LOB: 2 BB: 0 P: 16	R: 0 E: 0 K: 1 S: 12 H: 1 LOB: 1 BB: 0 P: 19	R: 0 E: 0 K: 0 S: 10 H: 2 LOB: 2 BB: 0 P: 15	R: 2 E: 0 K: 0 S: 13 H: 2 LOB: 0 BB: 0 P: 20	R: 0 E: 0 K: 1 S: 12 H: 0 LOB: 0 BB: 0 P: 17	1B: 8 2B: 2 3B: 0 HR: 0 SF: 1 SAC: 0 DP: 0 HBP: 1						

PITCHER		IP	WLS	BF	H	R	ER	SO	BB	IBB	HBP	BLK	WP	HR	S	P	ERA	WHIP
15 Tim Hudson, R ERA: 3.46	(1, 1)	6.0	W	25	6	3	3	4	0	0	1	0	0	0	69	104	4.50	1.000
58 Peter Moylan, R ERA: 3.0	(7, 1)	1.0	H	5	2	0	0	0	0	0	0	0	0	0	10	15	0.00	2.000
Royce Ring, L ERA: 9.0	(8, 1)	1.0		5	2	2	2	0	0	0	0	0	0	0	13	20	18.00	2.000
39 Rafael Soriano, R ERA:	(9, 1)	1.0		3	0	0	0	1	0	0	0	0	0	0	12	17	0.00	0.000

PITCHER	IP	WLS	BF	H	R	ER	SO	BB	IBB	HBP	BLK	WP	HR	S	P	ERA	WHIP

TOP

New York Mets @ Atlanta Braves

Turner Field, Atlanta, GA

Sat Apr 05 2008, 3:55 PM EDT

Att. 36,130 - Rain - 62 F

livebaseballscorecards.com

AB	36
R	5
H	10
RBI	5
BB	0
SO	5
LOB	18

WP: 0 PA: 38
PB: 0
SB: 0
CS: 0

New York Mets @ Atlanta Braves

Turner Field, Atlanta, GA

Sat Apr 05 2008, 3:55 PM EDT

Att. 36,130 - Rain - 62 F

BOTTOM

livebaseballscorecards.com

Batter	1	2	3	4	5	6	7	8	9	AB	R	H	RBI	BB	SO	LOB
19 Yunel Escobar, R (1, 6) OBP: 0.458, SLG: 0.579	C SI 93 F SI 93 F SL 87 C FF 95 0-3 K ①	1 SAFE C SL 86 1 SAFE B SL 86 1 SAFE F FF 94 B SL 88 B FF 94 F FF 94 3-3 S CH 84 K ③ 1-2		B SI 94 F SI 94 B SL 86 B SI 93 B FF 94 4-1 10 1B 1B BB		X SI 89 0-0 SH1-4 ① 1-2	S SL 84 B SL 84 B SL 86 B FF 93 X FF 92 3-1 F9 ③			3	1	0	0	1	2	1
11 Mark Kotsay, L (1, 8) OBP: 0.348, SLG: 0.429	C FF 93 X CH 85 0-1 BB 16 SF9 10 1B 1B		B SI 91 C SI 93 F FF 94 B SL 89 X FF 94 2-2 F8 ① 1-2 F7 ②			C SI 90 X SI 90 0-1 ② 2-H 1B		C FF 89 C CU 73 X FS 84 0-2 G4-3 ①		5	1	2	1	0	0	1
10 Chipper Jones, S (1, 5) OBP: 0.480, SLG: 0.609	C SI 94 X FF 94 0-1 16 SF9 BB 1-2 1B		B CH 84 X SI 95 1-0 7 1B BB 1B	B SI 94 B SI 94 B CH 85 B CH 86 C SI 94 X FF 94 3-1 1B 1-3 1B		C SI 90 F SL 82 X SI 91 0-2 P3 ③		B FF 90 B CU 74 F FF 89 B FF 90 X FF 91 3-1 G3-1 ②		5	1	3	0	0	0	0
Mark Teixeira, S (1, 3) OBP: 0.250, SLG: 0.364	C CH 85 B FF 95 S FF 96 B SI 97 B FF 87 F SI 96 B SI 95 4-2 1-2 2-3 BB		B SI 94 S CH 85 B CH 85 B FF 94 B FF 94 4-1 7 1B 23 1B 1-2 BB	X SI 86 0-0 1-2 3-H 1B			C FF 94 B FF 92 B FF 91 C SL 83 S FF 92 2-3 K ①	X FS 84 0-0 16 BB 7 2B 1B		3	2	2	1	2	1	0
16 Brian McCann, L (1, 2) OBP: 0.350, SLG: 0.529	S SI 96 X FF 96 0-1 SF9 ② 2-3 3-H		B SI 94 B SI 86 F FF 95 X SI 94 2-1 F8 ②	F FF 94 X SL 85 0-1 P6 ③			B SL 86 F FF 92 X FF 92 1-1 7 1B 2 HR 2B	B FF 90 B FS 82 F FF 89 F FS 82 B FS 83 F CU 75 F FF 90 B FF 90 4-2 1-2 7 2B BB		3	2	1	1	1	0	4
7 Jeff Francoeur, R (1, 9) OBP: 0.375, SLG: 0.522	B SL 88 F FF 95 F SL 88 B FF 96 B CH 85 F SL 88 S FF 94 3-3 K ③		S SL 87 S SI 96 B SI 97 X FF 87 1-2 23 1B 1-3 2-H 1B		X SI 90 0-0 G5-3 ① 1B		C SL 86 X SL 86 0-1 14 BB 2 HR 2-3 1B	B SL 80 X FF 90 1-0 1-H 2-H 2B		5	1	3	3	0	1	2
23 Matt Diaz, R (1, 7) OBP: 0.273, SLG: 0.409		B FF 92 B CH 82 F FF 92 B FF 93 F FF 93 X SI 93 3-2 F9 ① 1-2 3-H 1B	B FF 95 F SL 86 F FF 96 X FF 95		C SI 90 S SL 80 B SL 82 B SI 90 S SL 82 2-3 K ②		D SL 86 B SL 86 S SL 86 S SL 86 S SL 86 2-3 K ② X CU 74 0-0 F8 ③			5	0	1	1	0	2	3
14 Martín Prado, R (1, 4) OBP: 0.444, SLG: 0.500		S FF 94 B FF 94 B SL 86 X SI 94 2-1 19 S 1B	B SL 87 C SL 89 C SI 95 B SL 89 X FF 95 2-2 G4-3 ③		X SI 91 0-0 F9 ③		B SL 86 B SL 86 B SL 85 1 SAFE B FF 93 4-0 1-2 2 HR BB			3	1	1	0	1	0	2
15 Tim Hudson, R (1, 1) 8 Ruben Gotay, S (6, PH) OBP: 0.500, SLG: 0.333 58 Peter Moylan, R (7, 1) 2 Kelly Johnson, L (7, PH) OBP: 0.429, SLG: 0.857 Royce Ring, L (8, 1) 39 Rafael Soriano, R (9, 1)		B SI 91 L SI 92 1 SAFE L FF 92 L FF 94 1-3 K ②		C FF 92 S SL 85 F SI 94 S FF 94 0-3 K ①		C SI 89 B CH 79 B SI 89 F SI 88 B SI 90 X SI 89 3-2 19 SH1-4 11 1B 1B	C SL 85 B SL 86 B FF 94 B SL 84 F FF 92 X FF 92 3-2 1-H 2-H 3-H HR			2 0 0 0 0 2 1 1 1 1 0 0 0 0 0 0 0 0 0 0 0 1 1 1 4 0 0 0 0 0 0 0 0 0 0 0 0 0 0 0 0 0						
Inning Stats	R: 1 E: 0 K: 2 S: 17 H: 2 LOB: 2 BB: 1 P: 24	R: 0 E: 0 K: 2 S: 12 H: 1 LOB: 1 BB: 0 P: 21	R: 2 E: 0 K: 0 S: 16 H: 3 LOB: 2 BB: 1 P: 29	R: 1 E: 0 K: 1 S: 14 H: 2 LOB: 2 BB: 1 P: 22	R: 0 E: 0 K: 1 S: 5 H: 0 LOB: 0 BB: 0 P: 7	R: 1 E: 0 K: 0 S: 9 H: 2 LOB: 0 BB: 0 P: 12	R: 4 E: 0 K: 2 S: 15 H: 3 LOB: 0 BB: 1 P: 30	R: 2 E: 0 K: 0 S: 12 H: 2 LOB: 1 BB: 1 P: 20		1B: 12 2B: 2 3B: 0 HR: 1 SF: 1 SAC: 1 DP: 0 HBP: 0						

AB	36
R	11
H	15
RBI	11
BB	5
SO	8
LOB	14

WP: 0 PB: 0 SB: 1 CS: 0 PA: 43

PITCHER		IP	WLS	BF	H	R	ER	SO	BB	IBB	HBP	BLK	WP	HR	S	P	ERA	WHIP
33 John Maine, R ERA: 9.0	(1, 1)	4.0	L	23	8	4	4	5	3	0	0	0	0	0	59	96	9.00	2.750
Joe Smith, R ERA: 4.5	(5, 1)	1.1		5	1	1	1	1	0	0	0	0	0	0	9	14	6.75	0.750
Scott Schoeneweis, L ERA:	(6, 1)	0.2		2	1	0	0	0	0	0	0	0	0	0	5	5	0.00	1.500
Jorge Sosa, R ERA: 9.0	(7, 1)	1.0		7	3	4	4	2	1	0	0	0	0	1	15	30	36.00	4.000
Nelson Figueroa, R ERA: 9.0	(8, 1)	1.0		6	2	2	2	0	1	0	0	0	0	0	12	20	18.00	3.000

PITCHER	IP	WLS	BF	H	R	ER	SO	BB	IBB	HBP	BLK	WP	HR	S	P	ERA	WHIP

Batter	1	2	3	4	5	6	7	8	9	AB	R	H	RBI	BB	SO	LOB
7 José Reyes, S (1, 6) OBP: 0.261, SLG: 0.286	C FF 95 C SL 88 B SL 88 S SI 90 1-3 ① K		X SL 86 0-0 ① G6-3 2-3			B FF 94 F FF 93 C FF 95 X CH 86 1-2 ① G4-3		X SI 93 0-0 ② F7		4	0	0	0	0	1	2
1 Luis Castillo, S (1, 4) OBP: 0.261, SLG: 0.190	C FF 95 B SI 96 C SL 89 X FS 89 1-2 ② G3-1		F B B C CU 80 X CU 80 2-2 ② F8			B FF 95 C CU 74 B FF 95 B FF 92 C FF 91 C FF 94 3-3 ② K		B SI 94 X SI 93 1-0 ③ G3 1-2		4	0	0	0	0	1	2
5 David Wright, R (1, 5) OBP: 0.435, SLG: 0.632	F SL 89 B SL 88 B FF 94 B SL 89 C FF 96 B FF 96 4-2 15 BB		F FF 95 S SL 89 F SL 89 F FF 94 S SL 89 0-3 ③ K			B FF 95 C FF 95 F CU 74 B FF 96 C FF 95 2-3 ③ K			C FF 94 B FF 94 B FF 96 B FF 94 B FF 94 4-1 19 DI 19 1B BB	2	1	0	0	2	2	1
15 Carlos Beltrán, S (1, 8) OBP: 0.455, SLG: 0.684	1 SAFE C SL 87 D SI 90 F FS 88 1 SAFE B SL 88 B SL 90 B SL 86 4-2 1-2 BB			B FS 85 C SL 87 F FF 94 F FS 89 B SL 89 B FS 88 F FF 94 F SL 87 S FF 94 3-3 ① K			C FF 90 B CH 82 X SL 81 1-1 ① F7		B FF 93 C FF 93 C CH 83 B SL 84 C FF 95 2-3 ① K	3	0	0	0	1	2	1
21 Carlos Delgado, L (1, 3) OBP: 0.409, SLG: 0.400	B FF 95 B SL 87 C FS 86 C SL 88 C SL 88 2-3 ③ K			X FS 85 0-0 19 L8-3 1B			B FF 90 B SL 80 S FF 91 X SL 81 2-1 19 G6-3 1B		C FF 95 X FF 96 0-1 ② F7	4	0	2	0	0	1	3
19 Ryan Church, L (1, 9)		S FF 94 S CU 80 B SI 89 S SL 80 1-3 ① K		S FS 87 F FS 88 D FS 88 F SL 82 F FS 87 B FS 88 X SL 85 2-2 ②③ L8-3 1-1			C SL 81 X SL 81 0-1 ② G6-3 1-2		B FF 95 C FF 96 B FF 95 B FF 94 X FF 94 3-1 16 DI 1-H 1B	4	0	1	1	0	1	2
16 Ángel Pagán, S (1, 7) OBP: 0.409, SLG: 0.438		C FF 94 X FS 88 0-1 ② G4-3			C FF 92 B SL 85 C CU 79 B FS 88 B CU 78 F FF 92 S SL 84 3-3 ① K		C SI 90 B SL 80 F CH 80 D SL 84 F SL 83 F FF 91 B FF 91 F SL 82 X FF 91 3-2 ③ F8		B FF 94 B FF 93 B FF 92 C FF 92 C SI 91 B FF 92 4-2 1-2 BB	3	0	0	0	1	1	1
23 Brian Schneider, L (1, 2) OBP: 0.409, SLG: 0.333		B SL 87 C FS 86 S FF 94 B FS 88 X SL 88 2-2 ③ G4-3			X FF 93 0-0 ② G1			C SI 92 X SL 77 0-1 9 FC6-4 1B	X FF 91 0-0 ③ G3-1	4	0	1	0	0	0	2
57 Johan Santana, L (1, 1) OBP: 0.200, SLG: 0.400 9 Marlon Anderson, L (8, PH) OBP: 0.200, SLG: 0.200 Aaron Heilman, R (8, 1)			C FF 92 X FF 93 0-1 7 G6-3 2B		B FF 92 C FF 91 B SL 83 X FF 92 2-1 ③ F9			C SI 93 X SI 93 0-1 ① FC6-4 1 S 1-2f		2 1 0	0 0 0	1 0 0	0 0 0	0 0 0	0 0 0	0 1 0

Inning Stats	1	2	3	4	5	6	7	8	9
	R: 0 E: 0 K: 2 S: 13	R: 0 E: 0 K: 1 S: 8	R: 0 E: 0 K: 1 S: 11	R: 0 E: 0 K: 1 S: 12	R: 0 E: 0 K: 1 S: 7	R: 0 E: 0 K: 2 S: 9	R: 0 E: 0 K: 0 S: 12	R: 0 E: 0 K: 0 S: 6	R: 1 E: 0 K: 1 S: 11
	H: 0 LOB: 2 BB: 2 P: 25	H: 0 LOB: 0 BB: 0 P: 11	H: 1 LOB: 1 BB: 0 P: 13	H: 1 LOB: 0 BB: 0 P: 17	H: 0 LOB: 0 BB: 0 P: 12	H: 0 LOB: 0 BB: 0 P: 15	H: 1 LOB: 1 BB: 0 P: 18	H: 1 LOB: 1 BB: 0 P: 7	H: 1 LOB: 2 BB: 2 P: 24

1B: 4 SF: 0
2B: 2 SAC: 0
3B: 0 DP: 1
HR: 0 HBP: 0

WP: 0 PA: 35
PB: 0
SB: 1
CS: 0

PITCHER		IP	WLS	BF	H	R	ER	SO	BB	IBB	HBP	BLK	WP	HR	S	P	ERA	WHIP
29 John Smoltz, R ERA:	(1, 1)	5.0	W	18	2	0	0	6	2	0	0	0	0	0	51	78	0.00	0.800
56 Blaine Boyer, R ERA: 5.4	(6, 1)	1.0	H	3	0	0	0	2	0	0	0	0	0	0	9	15	0.00	0.000
Will Ohman, L ERA:	(7, 1)	1.0	H	4	1	0	0	0	0	0	0	0	0	0	12	18	0.00	1.000
58 Peter Moylan, R ERA: 2.25	(8, 1)	1.0	H	4	1	0	0	0	0	0	0	0	0	0	6	7	0.00	1.000
39 Rafael Soriano, R ERA: 2.25	(9, 1)	1.0	S	6	1	1	1	1	2	0	0	0	0	0	11	24	9.00	3.000

PITCHER IP WLS BF H R ER SO BB IBB HBP BLK WP HR S P ERA WHIP

TOP

New York Mets @ Atlanta Braves
Turner Field, Atlanta, GA
Sun Apr 06 2008, 1:30 PM EDT
Att. 39,414 - Partly Cloudy - 61 F

livebaseballscorecards.com

AB	31
R	1
H	5
RBI	1
BB	4
SO	9
LOB	15

Batter	1	2	3	4	5	6	7	8	9	AB	R	H	RBI	BB	SO	LOB
2 Kelly Johnson, L (1, 4) OBP: 0.364, SLG: 0.636	C FF 92 C SL 80 B CH 83 S FF 92 1-3 ① K		C SL 83 B SL 84 B FF 94 L SL 81 F SI 93 X SL 83 2-2 ② G1-3		C FF 93 X FF 92 0-1 19 FC6-4 1B			F SI 93 S CH 84 B SI 94 X CH 84 1-2 ① F9		4	0	1	0	0	1	1
19 Yunel Escobar, R (1, 6) OBP: 0.429, SLG: 0.565	B FF 93 C CH 82 X FF 93 1-1 ② G4-3		B FF 85 X SL 86 1-0 3-H 2B		F FF 92 B FF 93 D CH 80 S CH 81 X FF 93 2-2 ③ FC6-4 1-2f			B SL 87 F SI 95 F SL 87 B CH 84 S SI 94 2-3 ② K		4	0	1	1	0	1	1
10 Chipper Jones, S (1, 5) OBP: 0.448, SLG: 0.538	B FF 93 C FF 93 B SL 84 X CH 84 2-1 ③ G6-3		B FF 92 X SI 92 1-0 ③ G4-3			B FF 91 F SI 92 F SL 86 S CH 84 1-3 ① K		B SI 89 B CH 85 B SI 94 B SI 94 4-0 HR BB		3	1	0	0	1	1	1
Mark Teixeira, S (1, 3) OBP: 0.250, SLG: 0.462		C FF 94 B FF 86 F FF 93 X CH 83 1-2 ① P3		B FF 92 X CH 83 1-0 ① G6-3		B FF 92 C FF 92 C CH 81 B FF 92 B CH 82 F SI 92 X CH 82 3-2 ② F7		D SI 93 X CH 84 1-0 1-H HR		4	1	1	2	0	0	0
7 Jeff Francoeur, R (1, 9) OBP: 0.357, SLG: 0.519		X FF 94 0-0 ② F7		C SI 92 X SL 86 0-1 23 1B 2B		S CH 84 S CH 83 B CH 85 F SI 93 X CH 82 1-2 ③ F9		C SI 89 C SI 93 B SL 86 B SI 94 X SI 93 2-2 ③ G5-3		4	0	1	0	0	0	0
23 Matt Diaz, R (1, 7) OBP: 0.320, SLG: 0.440		X SI 92 0-0 16 S 1B		B FF 92 F CH 80 T FF 92 X CH 81 1-2 16 G4-6-3 2-3 1B			B SL 85 X FF 91 1-0 ① G5-3			3	0	2	0	0	0	0
16 Brian McCann, L (1, 2) OBP: 0.348, SLG: 0.550		B SI 93 C SL 83 X FF 92 1-1 ③ L9 1-2		S SL 83 B SL 82 C FF 91 F SL 84 X FF 91 1-2 ②③ G4-6-3 1-2f			B SL 82 X FF 92 1-0 2B			3	0	1	0	0	0	3
11 Mark Kotsay, L (1, 8) OBP: 0.346, SLG: 0.458			F FF 91 F SL 83 B FF 92 X CH 83 1-2 29 SH1-4 19 2B 2B		B FF 91 F SL 83 X SI 92 1-1 ① G6-3		B FF 92 B SL 84 B FF 92 C FF 92 X FF 91 3-1 ② F7			3	1	1	0	0	0	1
29 John Smoltz, R (1, 1) 8 Ruben Gotay, S (5, PH) OBP: 0.400, SLG: 0.250 56 Blaine Boyer, R (6, 1) Will Ohman, L (7, 1) 5 Brayan Peña, S (7, PH) OBP: 0.400, SLG: 0.250 58 Peter Moylan, R (8, 1) 39 Rafael Soriano, R (9, 1)			B FF 90 X FF 90 1-0 ① SH1-4 2-3		B SI 91 S FF 91 B CH 83 C SI 91 B FF 92 C CH 80 3-3 ② K		X CH 78 0-0 ③ G5-3			0 1 0 0 1 0 0	0 0 0 0 0 0 0	0 0 0 0 0 0 0	0 0 0 0 0 0 0	0 1 0 0 0 0 1	0 0 0 0 0 0 0	0 0 0 0 1 0 0
Inning Stats	R: 0 E: 0 K: 1 S: 7 H: 0 LOB: 0 BB: 0 P: 11	R: 0 E: 0 K: 0 S: 7 H: 1 LOB: 1 BB: 0 P: 9	R: 1 E: 0 K: 0 S: 10 H: 2 LOB: 1 BB: 0 P: 16	R: 0 E: 0 K: 0 S: 10 H: 2 LOB: 1 BB: 0 P: 13	R: 0 E: 0 K: 1 S: 10 H: 1 LOB: 1 BB: 0 P: 16	R: 0 E: 0 K: 1 S: 11 H: 0 LOB: 0 BB: 0 P: 16	R: 0 E: 0 K: 0 S: 5 H: 1 LOB: 1 BB: 0 P: 10	R: 2 E: 0 K: 1 S: 10 H: 1 LOB: 0 BB: 1 P: 20		1B: 3 2B: 4 3B: 0 HR: 1 SF: 0 SAC: 1 DP: 1 HBP: 0						

PITCHER		IP	WLS	BF	H	R	ER	SO	BB	IBB	HBP	BLK	WP	HR	S	P	ERA	WHIP
57 Johan Santana, L ERA: 1.93	(1, 1)	7.0	L	27	7	1	1	3	0	0	0	0	0	0	60	91	1.29	1.000
Aaron Heilman, R ERA: 4.5	(8, 1)	1.0		5	1	2	2	1	1	0	0	0	0	1	10	20	18.00	2.000

PITCHER	IP	WLS	BF	H	R	ER	SO	BB	IBB	HBP	BLK	WP	HR	S	P	ERA	WHIP

BOTTOM

New York Mets @ Atlanta Braves

Turner Field, Atlanta, GA

Sun Apr 06 2008, 1:30 PM EDT
Att. 39,414 - Partly Cloudy - 61 F

livebaseballscorecards.com

AB	30
R	3
H	8
RBI	3
BB	1
SO	4
LOB	8

Atlanta Braves @ Colorado Rockies

Coors Field, Denver, CO

Mon Apr 07 2008, 6:35 PM MDT

Att. 24,304 - Overcast - 41 F

livebaseballscorecards.com

Batter	1	2	3	4	5	6	7	8	9	AB	R	H	RBI	BB	SO	LOB
2 Kelly Johnson, L (1, 4) OBP: 0.333, SLG: 0.533	G4-3		K			G6-3			19 G6-3 1B	4	0	1	0	0	1	0
19 Yunel Escobar, R (1, 6) OBP: 0.406, SLG: 0.519	10 2B 1B		G5-3			G1-3			G6-3 1-2f	4	1	1	0	0	0	1
10 Chipper Jones, S (1, 5) OBP: 0.424, SLG: 0.533	1-H 2B			G4-3		G4-3			G1	4	0	1	1	0	0	0
Mark Teixeira, S (1, 3) OBP: 0.226, SLG: 0.414	L8			G1-3			F7			3	0	0	0	0	0	1
16 Brian McCann, L (1, 2) OBP: 0.308, SLG: 0.478	F8			G6-3			G6-3			3	0	0	0	0	0	1
7 Jeff Francoeur, R (1, 9) OBP: 0.323, SLG: 0.467		P4			G6-3		G6-3			3	0	0	0	0	0	0
11 Mark Kotsay, L (1, 8) OBP: 0.345, SLG: 0.423		G4-3			23 G6-3 BB			G4-3		2	0	0	0	1	0	0
23 Matt Diaz, R (1, 7) OBP: 0.286, SLG: 0.393		F9			G6-3 1-2			K2-3		3	0	0	0	0	1	1
47 Tom Glavine, L (1, 1)			G5-3		G6-3			F9		2	0	0	0	0	0	1
58 Peter Moylan, R (7, 1)										0	0	0	0	0	0	0
8 Ruben Gotay, S (8, PH) OBP: 0.333, SLG: 0.200										1	0	0	0	0	0	0
56 Blaine Boyer, R (8, 1)										0	0	0	0	0	0	0
Will Ohman, L (8, 1)										0	0	0	0	0	0	0
Inning Stats	R: 1 E: 0 K: 0 S: 9 H: 2 LOB: 1 BB: 0 P: 15	R: 0 E: 0 K: 0 S: 3 H: 0 LOB: 0 BB: 0 P: 5	R: 0 E: 0 K: 1 S: 9 H: 0 LOB: 0 BB: 0 P: 15	R: 0 E: 0 K: 0 S: 4 H: 0 LOB: 0 BB: 0 P: 6	R: 0 E: 0 K: 0 S: 11 H: 0 LOB: 1 BB: 1 P: 16	R: 0 E: 0 K: 0 S: 5 H: 0 LOB: 0 BB: 0 P: 9	R: 0 E: 0 K: 0 S: 4 H: 0 LOB: 0 BB: 0 P: 7	R: 0 E: 0 K: 1 S: 8 H: 0 LOB: 0 BB: 0 P: 11	R: 0 E: 0 K: 0 S: 5 H: 1 LOB: 0 BB: 0 P: 8	1B: 2 2B: 1 3B: 0 HR: 0	SF: 0 SAC: 0 DP: 1 HBP: 0						

PITCHER		IP	WLS	BF	H	R	ER	SO	BB	IBB	HBP	BLK	WP	HR	S	P	ERA	WHIP
28 Aaron Cook, R ERA: 3.46	(1, 1)	7.0		24	2	1	1	1	1	0	0	0	0	0	45	73	1.29	0.429
34 Matt Herges, R ERA: 2.25	(8, 1)	1.0	W	3	0	0	0	1	0	0	0	0	0	0	8	11	0.00	0.000
60 Manny Corpas, R ERA: 6.75	(9, 1)	1.0	S	3	1	0	0	0	0	0	0	0	0	0	5	8	0.00	1.000

PITCHER	IP	WLS	BF	H	R	ER	SO	BB	IBB	HBP	BLK	WP	HR	S	P	ERA	WHIP

TOP

AB	29
R	1
H	3
RBI	1
BB	1
SO	2
LOB	5

1B: 2	SF: 0	WP: 0	PA: 30
2B: 1	SAC: 0	PB: 0	
3B: 0	DP: 1	SB: 0	
HR: 0	HBP: 0	CS: 0	

Atlanta Braves @ Colorado Rockies

Coors Field, Denver, CO

Mon Apr 07 2008, 6:35 PM MDT

Att. 24,304 - Overcast - 41 F

livebaseballscorecards.com

BOTTOM

Batter	1	2	3	4	5	6	7	8	9	AB	R	H	RBI	BB	SO	LOB
Willy Taveras, R (1, 8) OBP: 0.250, SLG: 0.190	X SI 82 0-0 ① B2-3		C CH 76 X CH 75 0-1 1B			B SI 84 B SI 82 C SI 82 C CH 75 C SI 83 2-3 ② K	S SI 89 F SI 89 S SL 77 0-3 ③ K			4	0	1	0	0	2	3
34 Matt Herges, L (8, 1)										0	0	0	0	0	0	0
60 Manny Corpas, R (9, 1)										0	0	0	0	0	0	0
2 Troy Tulowitzki, R (1, 6) OBP: 0.281, SLG: 0.276	C SI 82 X CH 75 0-1 ② G6-3		C CH 78 1 SAFE X CH 76 0-1 ③ P3			B SI 81 S CH 75 B SI 81 B CH 75 S CH 75 B CH 76 4-2 17 BB		F FF 93 C CU 72 F SL 93 X CU 76 0-2 5 HR 2B		3	1	1	0	1	0	1
17 Todd Helton, L (1, 3) OBP: 0.387, SLG: 0.630	C SI 82 B SI 81 F SI 82 B CH 78 X CH 74 2-2 ③ G6-3			F SI 82 B CH 75 B SI 83 B CH 76 B SI 83 4-1 5 FC1-6 BB		C SI 82 F CH 78 1 SAFE B CH 77 B CH 75 B CH 77 B SI 83 4-2 1-2 BB		B FF 94 B CH 81 S FF 93 C FF 93 F FF 93 B FF 94 C FF 93 3-3 ① K		2	0	0	0	2	1	1
5 Matt Holliday, R (1, 7) OBP: 0.276, SLG: 0.462		B SI 81 B SI 80 X SI 81 2-0 ① F8		X CH 76 0-0 ① FC1-6 27 G6-4-3 1-2f		C CH 77 F FF 81 X CH 76 0-2 ③ F8		X FF 94 0-0 2-H HR		4	1	1	2	0	0	3
27 Garrett Atkins, R (1, 5) OBP: 0.321, SLG: 0.333		C SI 79 B SI 79 X CH 74 1-1 ② F8		C SI 82 B SI 82 B SI 81 X CH 75 2-1 ② ③ G6-4-3 1-2f			B SI 80 B SI 80 B SI 81 C SI 80 X SI 80 3-1 11 FC3-6 1B	B CU 73 C CU 72 F FF 94 C FF 93 1-3 ② K		4	0	1	0	0	1	1
11 Brad Hawpe, L (1, 9) OBP: 0.333, SLG: 0.391		C CH 74 B SI 81 B SI 82 X CH 74 2-1 8 FC4 1B			S SI 82 F SI 82 B CH 73 X CH 74 1-2 ① P6		S SI 82 F SI 82 B SI 83 D CH 76 X CH 76 2-2 ① FC3-6 8 FC5-4 1-2f	F SI 90 B SI 90 X SL 83 1-1 ③ G2-3		4	0	1	0	0	0	1
8 Yorvit Torrealba, R (1, 2) OBP: 0.167, SLG: 0.222		B SI 82 C CH 74 X CH 74 1-1 ③ FC4 1-2f			B SI 81 X CH 74 1-0 ② G5-3		C SI 88 1 SAFE X SI 89 0-1 ② FC5-4 1B 1-2f			3	0	0	0	0	0	2
Jayson Nix, R (1, 4) OBP: 0.278, SLG: 0.133			C SI 82 B CH 74 S CH 74 X CH 74 1-2 ① F9		C SI 82 C CH 74 B SI 83 C CH 75 1-3 ③ K		F SI 88 X SI 90 0-1 22 HBP 1B 1-3			3	0	1	0	0	1	0
28 Aaron Cook, R (1, 1) 22 Scott Podsednik, L (7, PH) OBP: 0.375, SLG: 0.286 (8, 8)			S SI 81 X SI 82 0-1 ② G1-3			C SI 80 C SI 79 F CH 73 B SI 82 B CH 74 B SI 82 S SI 82 3-3 ① K	H SI 88 1-0 1-2 HBP			2	0	0	0	0	1	0
										0	0	0	0	0	0	0
Inning Stats	R: 0 E: 0 K: 0 S: 6 H: 0 LOB: 0 BB: 0 P: 8	R: 0 E: 0 K: 0 S: 7 H: 1 LOB: 1 BB: 0 P: 13	R: 0 E: 0 K: 0 S: 9 H: 1 LOB: 1 BB: 0 P: 10	R: 0 E: 0 K: 0 S: 4 H: 0 LOB: 0 BB: 1 P: 10	R: 0 E: 0 K: 1 S: 7 H: 0 LOB: 0 BB: 0 P: 10	R: 0 E: 0 K: 2 S: 14 H: 0 LOB: 2 BB: 2 P: 27	R: 0 E: 0 K: 1 S: 12 H: 2 LOB: 3 BB: 0 P: 18	R: 2 E: 0 K: 2 S: 14 H: 2 LOB: 0 BB: 0 P: 19		1B: 4 2B: 1 3B: 0 HR: 1	SF: 0 SAC: 0 DP: 1 HBP: 1				WP: 0 PB: 0 SB: 0 CS: 0	PA: 33	

	AB	29
	R	2
	H	6
	RBI	2
	BB	3
	SO	6
	LOB	12

PITCHER		IP	WLS	BF	H	R	ER	SO	BB	IBB	HBP	BLK	WP	HR	S	P	ERA	WHIP
47 Tom Glavine, L ERA: 0.79	(1, 1)	6.1		24	3	0	0	3	3	0	0	0	0	0	52	88	0.00	0.947
58 Peter Moylan, R ERA: 1.93	(7, 1)	0.2	H	4	1	0	0	1	0	0	1	0	0	0	7	8	0.00	1.500
56 Blaine Boyer, R ERA: 7.94	(8, 1)	0.2	L	4	2	2	2	2	0	0	0	0	0	1	12	16	27.00	3.000
Will Ohman, L ERA:	(8, 1)	0.1		1	0	0	0	0	0	0	0	0	0	0	2	3	0.00	0.000

PITCHER	IP	WLS	BF	H	R	ER	SO	BB	IBB	HBP	BLK	WP	HR	S	P	ERA	WHIP

Atlanta Braves @ Colorado Rockies

Coors Field, Denver, CO

Tue Apr 08 2008, 6:35 PM MDT

Att. 24,640 - Cloudy - 54 F

livebaseballscorecards.com

Batter	1	2	3	4	5	6	7	8	9	AB	R	H	RBI	BB	SO	LOB
2 Kelly Johnson, L (1, 4) OBP: 0.300, SLG: 0.450	F FF 94 X FF 97 0-1 19 BB 10 1B 1B	B FF 96 C FF 96 T FF 97 X SL 89 1-2 ③ F7			B FF 94 B FF 93 F FF 95 B FF 94 F FF 95 X FF 96 3-2 ② FC4-6 19 1B 1-2f		B FF 93 X FF 91 1-0 ① G3		F FF 91 X SL 80 0-1 ③ G4-3	5	1	1	0	0	0	2
19 Yunel Escobar, R (1, 6) OBP: 0.417, SLG: 0.500	F FF 96 F FF 97 B FF 97 D SL 90 B SL 86 B FF 96 4-2 L4-6 10 1B 1-2 BB	C CU 70 B FF 97 B SL 84 S FF 96 X FF 97 2-2 ① G4-3			X FF 96 0-0 1-2 1B		C CU 81 F FF 92 B CU 83 B CU 82 X FF 91 2-2 ② G3-1			3	0	1	0	1	0	0
10 Chipper Jones, S (1, 5) OBP: 0.405, SLG: 0.500	D FF 98 B FF 96 X FF 97 2-0 16 BB 1-2 2-H 1B	B FF 98 X FF 98 1-0 ② G4-3			B CU 75 X FF 97 1-0 ③ L7		C CU 80 X FF 94 0-1 ③ G4-3			4	0	1	1	0	0	2
Mark Teixeira, S (1, 3) OBP: 0.229, SLG: 0.375	B FF 97 B FF 97 X FF 96 2-0 ① ② L4-6 2-2	F FF 98 F FF 97 B FF 98 S SL 87 1-3 ③ K				C CU 72 X SI 95 0-1 ① G5-3		B CH 72 C SI 91 B CH 75 B SI 92 B SI 91 4-1 7 G3 7 PB BB		3	0	0	0	1	1	2
16 Brian McCann, L (1, 2) OBP: 0.333, SLG: 0.462	D B FF 97 D FF 97 B FF 95 4-0 1-2 BB			B FF 94 B FF 94 C FF 94 F FF 96 X FF 96 2-2 ① F9		B CU 72 C FF 94 X CU 76 1-1 11 HR 1B		X SI 91 0-0 ① P4		3	1	1	0	1	0	1
7 Jeff Francoeur, R (1, 9) OBP: 0.286, SLG: 0.412	B SL 88 B FF 97 F FF 97 C FF 99 X FF 100 2-2 ③ G1-3			F FF 96 X FF 96 0-1 ② F7		B FF 94 B FF 94 X SI 95 2-0 ② F8		B SI 92 F SI 92 F SI 91 B CH 72 X SI 91 2-2 ② G3 1-3		4	0	0	0	0	0	4
11 Mark Kotsay, L (1, 8) OBP: 0.333, SLG: 0.500 46 Manny Acosta, R (8, 1)		F FF 92 C CU 74 B FF 97 S SL 88 1-3 ① K		B FF 95 B CH 86 B FF 96 C FF 94 C FF 95 X FF 95 3-2 ③ G4-3		F FF 94 X FF 94 0-1 1-H HR		F SI 92 S SL 77 F SL 76 B SL 78 F SI 92 C 1-3 ③ K		4 0	1 0	1 0	2 0	0 0	2 0	1 0
23 Matt Diaz, R (1, 7) OBP: 0.281, SLG: 0.375		C FF 97 S FF 98 F FF 99 B SL 88 T SL 86 1-2 ② K			X CU 72 0-0 ① F9	X FF 96 0-0 49 FC4-6 1B			B FF 90 S SL 76 B FF 91 C FF 92 C FF 90 2-3 ① K	4	0	1	0	0	2	0
49 Jair Jurrjens, R (1, 1) 1 Grégor Blanco, L (8, 8)		B FF 96 B FF 94 B FF 93 B FF 93 4-0 BB			C CH 89 B FF 94 B FF 93 F FF 93 B FF 94 B FF 93 4-2 2 FC4-6 BB	C FF 94 X FF 94 0-1 ③ FC4-6 1-2f			C FF 90 S FF 90 C FF 89 0-3 ② K	1 1	0 0	0 0	0 0	2 0	0 1	1 0

Inning Stats	1	2	3	4	5	6	7	8	9
	R: 1 E: 0 K: 0 S: 9	H: 2 LOB: 2 BB: 2 P: 23	R: 0 E: 0 K: 2 S: 10	H: 0 LOB: 1 BB: 1 P: 17	R: 0 E: 0 K: 1 S: 7	H: 0 LOB: 0 BB: 0 P: 11	R: 0 E: 0 K: 0 S: 8	H: 0 LOB: 0 BB: 0 P: 13	R: 0 E: 0 K: 0 S: 8	H: 1 LOB: 2 BB: 1 P: 16	R: 2 E: 0 K: 0 S: 10	H: 3 LOB: 1 BB: 0 P: 13	R: 0 E: 0 K: 0 S: 6	H: 0 LOB: 0 BB: 0 P: 9	R: 0 E: 0 K: 1 S: 10	H: 0 LOB: 1 BB: 1 P: 17	R: 0 E: 0 K: 2 S: 8	H: 0 LOB: 0 BB: 0 P: 10

1B: 5	SF: 0
2B: 1	SAC: 0
3B: 0	DP: 1
HR: 1	HBP: 0

WP: 0	PA: 37
PB: 1	
SB: 0	
CS: 0	

PITCHER		IP	WLS	BF	H	R	ER	SO	BB	IBB	HBP	BLK	WP	HR	S	P	ERA	WHIP
38 Ubaldo Jiménez, R ERA: 4.91	(1, 1)	6.0	W	27	6	3	3	3	4	0	0	0	0	1	52	93	4.50	1.667
35 Taylor Buchholz, R ERA: 1.93	(7, 1)	1.0	H	3	0	0	0	0	0	0	0	0	0	0	6	9	0.00	0.000
40 Brian Fuentes, L ERA:	(8, 1)	1.0	H	4	0	0	0	1	1	0	0	0	0	0	10	17	0.00	1.000
60 Manny Corpas, R ERA: 5.4	(9, 1)	1.0	S	3	0	0	0	2	0	0	0	0	0	0	8	10	0.00	0.000

PITCHER	IP	WLS	BF	H	R	ER	SO	BB	IBB	HBP	BLK	WP	HR	S	P	ERA	WHIP

TOP

AB	32
R	3
H	6
RBI	3
BB	5
SO	6
LOB	13

BOTTOM

Atlanta Braves @ Colorado Rockies

Coors Field, Denver, CO

Tue Apr 08 2008, 6:35 PM MDT

Att. 24,640 - Cloudy - 54 F

livebaseballscorecards.com

Batter	1	2	3	4	5	6	7	8	9	AB	R	H	RBI	BB	SO	LOB
Willy Taveras, R (1, 8) OBP: 0.286, SLG: 0.280	C FF 90 X CH 82 0-1 ① G6-3		C FF 91 B FF 90 B SL 84 X FF 93 2-1 ② G1-3		C FF 92 X FF 91 0-1 2 G3-1 5 1B 2B		X FF 91 0-0 2 G4-6-3 1B			4	1	2	0	0	0	0
2 Troy Tulowitzki, R (1, 6) OBP: 0.278, SLG: 0.273	C FF 91 B FF 93 C CH 84 F FF 91 B CH 84 X FF 93 2-2 ② G4-3		X SL 80 0-0 17 CS 1B		B FF 94 F CH 84 B FF 94 S FC 94 B FF 94 X FF 93 3-2 ① G3-1 2-3		1 SAFE F FF 92 1 SAFE S SL 81 1 SAFE X FF 93 0-2 ①② G4-6-3 1-2f			4	0	1	0	0	0	2
17 Todd Helton, L (1, 3) OBP: 0.429, SLG: 0.667	F FF 92 X SL 84 0-1 ① 5 1B 2B		1 SAFE C FF 92 1 SAFE 1 SAFE C FF 91 B FF 92 1-2 ③ CS 1-2	S CH 82 B FF 91 F FF 91 X CH 84 1-2 27 2B 1B	B CH 84 B FF 92 B CH 83 I IN 73 4-0 5 1B IBB		B FF 91 B CH 82 X CH 83 2-0 ③ F8			3	2	2	0	1	0	0
5 Matt Holliday, R (1, 7) OBP: 0.333, SLG: 0.533	S SL 82 C FC 92 X CH 84 0-2 2-H 1B			B FF 90 X CH 82 1-0 ① F8	F CH 83 F CH 82 F FF 93 B FF 95 B SI 93 X FF 94 2-2 1-2 3-H 1B			B FF 94 B FF 95 S FF 94 B SL 80 X FF 94 3-1 2B		4	0	3	2	0	0	1
27 Garrett Atkins, R (1, 5) OBP: 0.313, SLG: 0.355 60 Manny Corpas, R (9, 1)	B FF 93 C FF 92 X FC 92 1-1 ③ F9			X FF 91 0-0 11 2B 1-H 2B	C FF 93 F CH 83 C SI 94 0-3 ② K			C FF 95 B SL 82 S SL 82 X FF 96 1-2 ① G5-3		4 0	1 0	1 0	1 0	0 0	1 0	4 0
11 Brad Hawpe, L (1, 9) OBP: 0.355, SLG: 0.423		C FF 90 X FF 90 0-1 ① L7		B CH 82 D CH 83 X FF 91 2-0 8 G4-3 2-H 2B	C FC 92 D FF 92 F CH 83 B FF 93 F CH 83 S CH 84 2-3 ③ K			I IN 67 I IN 70 I IN 72 I IN 70 4-0 IBB		3	0	1	1	1	1	2
8 Yorvit Torrealba, R (1, 2) OBP: 0.136, SLG: 0.182		X FF 92 0-0 ② L8		X SI 92 0-0 ② G4-3 2-3		B SL 76 F FF 91 B FF 93 F FF 92 B FF 93 X FF 92 3-2 ① G5-3		D SL 81 C SL 79 B FF 94 C SL 80 F FF 96 S SL 83 2-3 ② K		4	0	0	0	0	1	3
Jayson Nix, R (1, 4) OBP: 0.273, SLG: 0.111		B FF 91 B FF 91 X FC 91 2-0 ③ F9		I IN 73 I IN 75 I IN 78 I IN 77 4-0 38 S IBB		B SL 80 B SL 77 X FF 92 2-0 ② G4-3		B FF 94 B SL 80 F FF 94 C SL 81 D SL 84 C SL 80 3-3 ③ K		3	0	0	0	1	1	2
38 Ubaldo Jiménez, R (1, 1) 10 Jeff Baker, R (6, PH) OBP: 0.167, SLG: 0.333 35 Taylor Buchholz, R (7, 1) 40 Brian Fuentes, L (8, 1) 12 Clint Barmes, R (9, 5) OBP: 0.500, SLG: 1.000			B FF 90 B FF 90 C FF 91 S SI 90 S FF 93 2-3 ① K	B FF 92 S SI 92 X FF 92 1-1 ③ G5-3 1-2		X FF 92 0-0 ③ F8				2 1 0 0 0	0 0 0 0 0	0 0 0 0 0	0 0 0 0 0	1 0 0 0 0	2 0 0 0 0	2 0 0 0 0
Inning Stats	R: 1 E: 0 K: 0 S: 13 H: 2 LOB: 1 BB: 0 P: 16	R: 0 E: 0 K: 0 S: 4 H: 0 LOB: 0 BB: 0 P: 6	R: 0 E: 0 K: 1 S: 8 H: 1 LOB: 0 BB: 0 P: 13	R: 2 E: 0 K: 0 S: 9 H: 3 LOB: 2 BB: 1 P: 18	R: 1 E: 0 K: 2 S: 16 H: 2 LOB: 2 BB: 1 P: 27	R: 0 E: 0 K: 0 S: 5 H: 0 LOB: 0 BB: 0 P: 10	R: 0 E: 0 K: 0 S: 5 H: 1 LOB: 0 BB: 0 P: 7	R: 0 E: 0 K: 2 S: 12 H: 1 LOB: 2 BB: 1 P: 25		1B: 5 2B: 5 3B: 0 HR: 0	SF: 0 SAC: 0 DP: 1 HBP: 0		WP: 0 PB: 0 SB: 1 CS: 1	PA: 36	

	AB	32
	R	4
	H	10
	RBI	4
	BB	3
	SO	5
	LOB	16

PITCHER		IP	WLS	BF	H	R	ER	SO	BB	IBB	HBP	BLK	WP	HR	S	P	ERA	WHIP
49 Jair Jurrjens, R ERA: 4.38	(1, 1)	7.0	L	30	9	4	4	3	0	2	0	0	0	0	60	97	5.14	1.286
46 Manny Acosta, R ERA: 9.0	(8, 1)	1.0		5	1	0	0	2	0	1	0	0	0	0	12	25	0.00	1.000

PITCHER	IP	WLS	BF	H	R	ER	SO	BB	IBB	HBP	BLK	WP	HR	S	P	ERA	WHIP

Atlanta Braves @ Colorado Rockies

Coors Field, Denver, CO

Wed Apr 09 2008, 6:35 PM MDT

Att. 23,210 - Overcast - 46 F

livebaseballscorecards.com

Batter	1	2	3	4	5	6	7	8	9	AB	R	H	RBI	BB	SO	LOB
2 Kelly Johnson, L (1, 4) OBP: 0.280, SLG: 0.400	C SI 84 B SI 85 X SI 85 1-1 ① G6-3		C CU 67 B SI 84 F SI 85 X CH 76 1-2 ① G4-3		C SI 84 B CH 76 F CH 76 S FF 81 1-3 ② K		X SL 80 0-0 19 G5-4-3 2-3 1B		C FF 87 B CH 79 S CH 79 S CH 79 1-3 ② K	5	0	1	0	0	2	1
19 Yunel Escobar, R (1, 6) OBP: 0.415, SLG: 0.514	X SI 84 0-0 ② B2		B CU 69 F CH 76 B SI 83 F CH 76 B SI 85 X CH 75 3-2 ② G6-3		C CU 68 X CH 75 0-1 10 1B 2B		C SI 89 B SI 91 B SI 90 X SL 80 2-1 ②③ G5-4-3 1-2f		B FF 88 X FF 88 1-0 10 DI 2-H 1B	5	1	2	1	0	0	2
10 Chipper Jones, S (1, 5) OBP: 0.405, SLG: 0.487	B SI 84 B SI 85 B SI 82 C SI 84 X SI 84 3-1 1B		C SI 85 C SI 82 B SI 85 X CH 77 1-2 ③ L9		X SI 84 0-0 2-H 1B			B FF 92 B FF 92 X FF 92 2-0 ① L7	B FF 88 C FF 88 S FF 88 S CH 80 1-3 ③ K 1-2	5	0	2	1	0	1	1
Mark Teixeira, S (1, 3) OBP: 0.231, SLG: 0.361	B SI 84 B SI 84 C SI 84 S SI 81 B CH 77 X SI 85 3-2 ③ F9			C SI 83 F SI 83 B SI 84 B SI 82 F CH 75 F CH 76 B SI 85 X CH 74 3-2 E5 16 E 23 G4-3	B CH 76 F SI 84 B SI 85 B SI 80 C SI 80 1 SAFE S SI 81 3-3 ③ K			C FF 92 B SI 93 X FF 94 1-1 16 HR 1B		4	2	1	0	0	1	2
7 Jeff Francoeur, R (1, 9) OBP: 0.282, SLG: 0.447		F SI 81 S SI 81 B SI 82 B SI 81 F SI 81 X CH 76 2-2 16 2B 3B		C SI 82 F SI 81 S SI 85 0-3 ① K		B FF 88 S FF 89 X SL 81 1-1 ① L7		C FF 90 B FF 93 F FF 92 X FF 92 1-2 ② L4		4	1	1	0	0	1	2
16 Brian McCann, L (1, 2) OBP: 0.382, SLG: 0.633		C SI 86 X SI 84 0-1 11 1B 36 B1-5 3-H 2B		B SI 84 X SI 84 1-0 E9 23 G4-3 1-3 1B		X FF 89 0-0 ② P4		C FF 92 F FF 93 X CU 76 0-2 1-H HR		4	1	3	3	0	0	0
23 Matt Diaz, R (1, 7) OBP: 0.250, SLG: 0.333		X CU 70 0-0 ① G6-3		B CH 75 C SI 84 F SI 82 B SI 84 B SI 82 X SI 85 3-2 ② G4-3 2-3 3-H		C FF 89 B FF 89 X FF 88 1-1 ③ G4-3		F FF 92 X FF 92 0-1 ③ G1-3		4	0	0	1	0	0	2
11 Mark Kotsay, L (1, 8) OBP: 0.333, SLG: 0.485 1 Grégor Blanco, L (9, PH) OBP: 0.250, SLG: 0.500		C SI 85 B SI 85 X SI 84 1-1 2-3 1B		X CU 69 0-0 ③ F7			B SL 81 C FF 88 T FF 88 F CH 82 S CH 80 1-3 ① K2-3		F FF 88 X FF 88 0-1 19 1B 2B	3 1	0 1	1 1	0 0	0 0	1 0	1 0
36 Chuck James, L (1, 1) 30 Jeff Bennett, R (4, 1) 8 Ruben Gotay, S (7, PH) OBP: 0.429, SLG: 0.500 Chris Resop, R (7, 1) 5 Brayan Peña, S (9, PH) OBP: 0.333, SLG: 0.200		C SI 84 X CU 69 0-1 ②③ B1-5 3-3f			C SI 82 S CU 68 B SI 83 X CU 68 1-2 ① G6-3		C FF 89 X FF 88 0-1 2 1B 2B		F FF 88 X FF 88 0-0 ① G6-3	1 1 1 0 1	0 0 0 0 0	0 0 1 0 0	0 0 0 0 0	0 0 0 0 0	0 0 0 0 0	2 0 0 0 1
Inning Stats	R: 0 E: 0 K: 0 S: 8 H: 1 LOB: 1 BB: 0 P: 15	R: 1 E: 0 K: 0 S: 11 H: 3 LOB: 1 BB: 0 P: 14	R: 0 E: 0 K: 0 S: 9 H: 0 LOB: 0 BB: 0 P: 14	R: 1 E: 2 K: 1 S: 13 H: 1 LOB: 1 BB: 0 P: 20	R: 1 E: 0 K: 2 S: 12 H: 2 LOB: 1 BB: 0 P: 17	R: 0 E: 0 K: 0 S: 5 H: 0 LOB: 0 BB: 0 P: 7	R: 0 E: 0 K: 1 S: 9 H: 2 LOB: 1 BB: 0 P: 12	R: 2 E: 0 K: 0 S: 11 H: 2 LOB: 0 BB: 0 P: 15	R: 1 E: 0 K: 2 S: 10 H: 2 LOB: 1 BB: 0 P: 13	1B: 7 2B: 5 3B: 1 HR: 1 SF: 0 SAC: 0 DP: 2 HBP: 0						

	AB	39
	R	6
	H	13
	RBI	6
	BB	0
	SO	6
	LOB	14

WP: 0 PA: 39
PB: 0
SB: 0
CS: 0

PITCHER		IP	WLS	BF	H	R	ER	SO	BB	IBB	HBP	BLK	WP	HR	S	P	ERA	WHIP
55 Mark Redman, L ERA: 5.06	(1, 1)	5.0	W	22	7	3	2	3	0	0	0	0	0	0	53	80	3.60	1.400
23 Ryan Speier, R ERA:	(6, 1)	1.1		5	1	0	0	1	0	0	0	0	0	0	11	14	0.00	0.750
44 Micah Bowie, L ERA: 9.0	(7, 1)	0.2		2	1	0	0	0	0	0	0	0	0	0	3	5	0.00	1.500
16 Kip Wells, R ERA: 3.68	(8, 1)	1.0		5	2	2	2	0	0	0	0	0	0	1	11	15	18.00	2.000
34 Matt Herges, R ERA: 3.6	(9, 1)	1.0		5	2	1	1	2	0	0	0	0	0	0	10	13	9.00	2.000

PITCHER	IP	WLS	BF	H	R	ER	SO	BB	IBB	HBP	BLK	WP	HR	S	P	ERA	WHIP

Batter	1	2	3	4	5	6	7	8	9	AB	R	H	RBI	BB	SO	LOB
Willy Taveras, R (1, 8) OBP: 0.333, SLG: 0.310	C SI 87 B SI 89 B CH 80 F SI 88 B SI 90 X SI 89 3-2 ① F7		H SI 87 1-0 2 BB 5 3B HBP	X FF 89 0-0 2 S 17 2B 1B		B SL 84 B FF 90 C FF 90 F SL 84 B SL 84 F FF 91 X FF 90 3-2 ① G6-3		F FF 92 X FF 93 0-1 2 F8 2 S 19 HR 1B		4	3	2	0	0	0	0
2 Troy Tulowitzki, R (1, 6) OBP: 0.293, SLG: 0.250	B FF 89 H SI 88 2-0 17 1B HBP		B SI 88 B FF 89 B FF 90 C FF 89 B FF 89 4-1 1-2 5 3B BB	C FF 90 B FF 91 C CU 81 B FF 91 X SL 84 2-2 ① G6-3 1-2		X SL 84 0-0 ② F7		1 SAFE C FF 93 B FF 94 F FF 92 X FF 95 1-2 ① F8 1-3		3	1	0	0	1	0	2
17 Todd Helton, L (1, 3) OBP: 0.450, SLG: 0.676	C SI 88 B FF 90 X CH 80 1-1 1-3 1B		B SI 89 F SI 88 B FF 88 B FF 89 C SI 89 C FF 89 3-3 ① K	X SI 91 0-0 19 WP 2-H 2B		C SL 84 B SL 85 B F FF 93 X FF 92 2-2 ③ F9		I IN 75 I IN 77 I IN 76 I IN 76 4-0 19 HR IBB		4	1	2	1	1	1	2
5 Matt Holliday, R (1, 7) OBP: 0.342, SLG: 0.571	F CH 80 S FF 90 B FF 91 F CH 80 S FF 92 1-3 ② K		D CH 81 X CH 79 1-0 19 1B 3B 1-H 2-H	F FF 91 F FF 91 X SL 84 0-2 ② G6-3			B CU 78 B FF 94 X FF 94 2-0 19 2B 1B	S FF 93 B FF 94 F FF 94 S FF 94 1-3 ② K		5	2	2	2	0	2	5
19 Ryan Spilborghs, R (1, 9) OBP: 0.357, SLG: 0.615	C FF 90 B FF 92 B SI 91 S CH 80 B FF 91 X FF 90 3-2 ③ G4-3		X SI 88 0-0 27 HBP 8 HR 1B 3-H	B SL 86 D SL 84 C FF 91 B FF 92 C FF 91 F FF 92 X SL 84 3-2 ③ G6-3 2-3			B FF 94 S FF 94 X FF 95 1-1 27 F8 1-H 8 1B 2B	F FF 95 B SL 84 B SL 85 C FF 94 F FF 91 B FF 95 X FF 93 3-2 1-H 3-H HR		5	3	3	5	0	0	3
27 Garrett Atkins, R (1, 5) OBP: 0.324, SLG: 0.343 34 Matt Herges, L (9, 1)		B SI 87 X FF 88 1-0 1B	H SI 88 1-0 8 HR 1-2 HBP		B FF 90 X FF 90 1-0 ① G6-3		B FF 93 B CU 76 F FF 93 F FF 93 F FF 94 B FF 94 X FF 94 3-2 ① F8 2-3	B FF 94 X FF 91 1-0 ③ F8		4 0	1 0	1 0	0 0	0 0	0 0	1 0
10 Jeff Baker, R (1, 4) OBP: 0.100, SLG: 0.200		C CH 79 B CH 78 S CH 80 F SI 90 B CH 78 B FF 90 F FF 89 F SI 90 T CH 79 3-2 ① K	D CH 80 T SI 89 B SI 88 B CH 80 X FF 88 3-1 ② F8	C FF 91 X FF 91 0-1 ② G6-3			B SL 84 S SL 86 B FF 92 C SL 84 D CU 79 S FF 94 3-3 ② K			4	0	0	0	0	2	4
8 Yorvit Torrealba, R (1, 2) OBP: 0.231, SLG: 0.385		1 SAFE B CH 78 B CH 79 X SI 88 2-0 ② F7	B SI 88 X FF 88 1-0 1-H 2-H HR	B FF 92 X FF 91 1-0 55 FC5-4 1B			C FF 94 X SL 84 0-1 3-H 1B			4	1	3	4	0	0	1
55 Mark Redman, L (1, 1) 23 Ryan Speier, R (6, 1) 44 Micah Bowie, L (7, 1) 22 Scott Podsednik, L (7, PH) OBP: 0.333, SLG: 0.250 16 Kip Wells, R (8, 1) 12 Clint Barmes, R (9, 5) OBP: 0.500, SLG: 1.000		S SI 88 B SI 89 B SI 88 S FF 88 S SI 88 2-3 ③ K	B FF 87 B SI 88 C SI 85 S SI 85 S SI 85 2-3 ③ K	X FF 89 0-0 ③ FC5-4 1-2f			C FF 94 B FF 94 X CH 83 1-1 ③ L8			3 0 0 1 0 0 0	0 0 0 0 0 0 0	0 0 0 0 0 0 0	0 0 0 0 0 0 0	0 0 0 0 0 0 0	2 0 0 0 0 0 0	2 0 0 1 0 0 0
Inning Stats	R: 0 E: 0 K: 1 S: 12 H: 1 LOB: 2 BB: 0 P: 22	R: 0 E: 0 K: 2 S: 11 H: 1 LOB: 1 BB: 0 P: 19	R: 6 E: 0 K: 2 S: 12 H: 3 LOB: 0 BB: 1 P: 28	R: 1 E: 0 K: 0 S: 12 H: 2 LOB: 1 BB: 0 P: 17	R: 0 E: 0 K: 0 S: 5 H: 1 LOB: 1 BB: 0 P: 7	R: 0 E: 0 K: 0 S: 8 H: 0 LOB: 0 BB: 0 P: 13	R: 2 E: 0 K: 1 S: 14 H: 3 LOB: 1 BB: 0 P: 24	R: 3 E: 0 K: 1 S: 13 H: 2 LOB: 0 BB: 1 P: 23		1B: 8 2B: 2 3B: 1 HR: 2 SF: 0 SAC: 0 DP: 0 HBP: 3						

PITCHER		IP	WLS	BF	H	R	ER	SO	BB	IBB	HBP	BLK	WP	HR	S	P	ERA	WHIP
36 Chuck James, L ERA: 18.0	(1, 1)	3.0	L	18	5	6	6	5	1	0	3	0	0	1	35	69	18.00	2.000
30 Jeff Bennett, R ERA: 4.0	(4, 1)	3.0		12	3	1	1	0	0	0	0	0	1	0	25	37	3.00	1.000
Chris Resop, R ERA: 15.75	(7, 1)	2.0		12	5	5	5	2	0	1	0	0	0	1	27	47	22.50	2.500

PITCHER	IP	WLS	BF	H	R	ER	SO	BB	IBB	HBP	BLK	WP	HR	S	P	ERA	WHIP

BOTTOM

Atlanta Braves @ Colorado Rockies

Coors Field, Denver, CO

Wed Apr 09 2008, 6:35 PM MDT

Att. 23,210 - Overcast - 46 F

livebaseballscorecards.com

AB	37
R	12
H	13
RBI	12
BB	2
SO	7
LOB	21

WP: 1	PA: 42		
PB: 0			
SB: 2			
CS: 0			

Atlanta Braves @ Washington Nationals

Nationals Park, Washington, DC

Fri Apr 11 2008, 7:35 PM EDT

Att. 28,030 - Cloudy - 75 F

livebaseballscorecards.com

TOP

Batter	1	2	3	4	5	6	7	8	9	AB	R	H	RBI	BB	SO	LOB
2 Kelly Johnson, L (1, 4) OBP: 0.276, SLG: 0.379	C C B FF 90 S 1-3 ① **K**		C FF 91 T FF 91 B F FF 91 B CU 80 X 2-2 **1B**			C B FF 90 F FF 90 B CU 79 F X FF 90 2-2 ② **L7**		X 0-0 ③ **P5**		4	0	1	0	0	1	1
19 Yunel Escobar, R (1, 6) OBP: 0.422, SLG: 0.590	B FF 92 B FF 91 T FF 92 X CH 83 2-1 ② **G6-3**		1 SAFE B FF 90 X CH 82 1-0 ③ **L5**			X SI 90 0-0 **HR**			S SL 83 B SL 83 F SL 84 X FF 91 1-2 BB 10 1B 23 1B **1B**	4	2	2	1	0	0	1
10 Chipper Jones, S (1, 5) OBP: 0.391, SLG: 0.465	X SI 91 0-0 ③ **G1-3**			C CH 81 B X SI 88 1-1 ① **G1-3**		S B SI 89 X CH 83 1-1 ③ **G3**			B CH 85 C FF 91 X CH 86 1-1 BB 23 1B **1B** **1-2**	4	1	1	0	0	0	0
Mark Teixeira, S (1, 3) OBP: 0.256, SLG: 0.359		B SI 88 X FF 90 1-0 ① **P4**		B CH 82 B SI 88 F CH 83 F FF 92 B X FF 90 3-2 ② **F7**			X CH 80 0-0 16 G4-6-3 **1B**		C FF 93 B FF 93 B FF 92 B FF 92 F FF 92 B FF 93 4-2 23 1B **BB** **1-2** **2-3**	3	0	1	0	1	0	0
7 Jeff Francoeur, R (1, 9) OBP: 0.279, SLG: 0.429		S CH 82 C FF 90 B FF 90 X CH 83 1-2 16 BB **1B**		F SI 89 B SI 90 S CH 83 X CH 82 1-2 ③ **G5-3**			X 0-0 ① **F8**		C SL 84 F FF 91 F SL 83 S SL 84 0-3 ① **K**	4	0	1	0	0	1	4
16 Brian McCann, L (1, 2) OBP: 0.368, SLG: 0.576		B FF 90 S B FF 91 B B 4-1 23 G4-6-3 **1-2** **BB**			F FF 89 X FF 90 0-1 ① **P6**		X FF 88 0-0 ②③ **G4-6-3** **1-2f**		C CH 86 C FF 92 F FF 94 B FF 93 D CH 87 S SL 85 2-3 ② **K**	3	0	0	0	1	1	4
23 Matt Diaz, R (1, 7) OBP: 0.250, SLG: 0.325		S FF 89 X CH 83 0-1 ②③ **G4-6-3** **1-2f**			B CH 81 F SI 89 S FF 89 C CH 82 1-3 ② **K**			F S CH 81 F FF 90 B FF 90 B CH 83 F CH 81 S FF 92 2-3 ① **K**	X SL 86 0-0 **1-2** **2-H** **3-H** **1B**	4	0	1	2	0	2	2
11 Mark Kotsay, L (1, 8) OBP: 0.325, SLG: 0.459			S S CU 77 B CU 77 B F FF 90 X CU 78 2-2 ① **G1-3**		B FF 90 C FF 90 C SI 91 F X SI 91 1-2 ③ **L7**			B B FF 89 X FF 88 2-0 15 SH1-4 **1B**	B CH 87 C CH 85 X SL 85 1-1 ③ **F7**	4	0	1	0	0	0	2
15 Tim Hudson, R (1, 1) 58 Peter Moylan, R (9, 1)			T FF 89 B CH 83 X 1-1 ② **G6-3**			S FF 88 X CH 80 0-1 ① **G6-3**		L FF 88 1 SAFE X 0-1 ② **SH1-4** **1-2**		2 0	0 0	0 0	0 0	0 0	0 0	0 0
Inning Stats	R: 0 H: 0 E: 0 LOB: 0 K: 1 BB: 0 S: 6 P: 9	R: 0 H: 1 E: 0 LOB: 1 K: 0 BB: 1 S: 7 P: 13	R: 0 H: 1 E: 0 LOB: 1 K: 0 BB: 0 S: 11 P: 17	R: 0 H: 0 E: 0 LOB: 0 K: 0 BB: 0 S: 8 P: 13	R: 0 H: 0 E: 0 LOB: 0 K: 1 BB: 0 S: 9 P: 11	R: 1 H: 1 E: 0 LOB: 0 K: 0 BB: 0 S: 9 P: 12	R: 0 H: 1 E: 0 LOB: 0 K: 0 BB: 0 S: 3 P: 3	R: 0 H: 1 E: 0 LOB: 1 K: 1 BB: 0 S: 9 P: 13	R: 2 H: 3 E: 0 LOB: 2 K: 2 BB: 1 S: 18 P: 27	1B: 7 SF: 0 2B: 0 SAC: 1 3B: 0 DP: 2 HR: 1 HBP: 0						

	AB	32
	R	3
	H	8
	RBI	3
	BB	2
	SO	5
	LOB	14

WP: 0 PA: 35
PB: 0
SB: 0
CS: 0

PITCHER		IP	WLS	BF	H	R	ER	SO	BB	IBB	HBP	BLK	WP	HR	S	P	ERA	WHIP
47 Matt Chico, L ERA: 3.72	(1, 1)	8.0	L	28	5	1	1	3	1	0	0	0	0	1	62	91	1.12	0.750
Jon Rauch, R ERA: 9.0	(9, 1)	1.0		7	3	2	2	2	1	0	0	0	0	0	18	27	18.00	4.000

PITCHER	IP	WLS	BF	H	R	ER	SO	BB	IBB	HBP	BLK	WP	HR	S	P	ERA	WHIP

BOTTOM

Atlanta Braves @ Washington Nationals

Nationals Park, Washington, DC

Fri Apr 11 2008, 7:35 PM EDT

Att. 28,030 - Cloudy - 75 F

livebaseballscorecards.com

Batter	1	2	3	4	5	6	7	8	9	AB	R	H	RBI	BB	SO	LOB
15 Cristian Guzman, S (1, 6) OBP: 0.288, SLG: 0.529	C SI 89 X SI 90 0-1 ① G6-3			B SI 88 C FS 81 X SI 90 1-1 ① 44 SH1-3 1B		B FF 89 C FF 90 B FF 89 C FF 89 B FF 91 X FF 89 3-2 ① P6			C SI 93 F SI 94 B SL 80 F SL 80 C SI 96 1-3 ① K	4	0	1	0	0	1	0
44 Lastings Milledge, R (1, 8) OBP: 0.313, SLG: 0.422	B FC 85 F FS 81 S FC 86 X FF 87 1-2 ② F9			X SI 90 0-0 ① SH1-3 1-2		B FF 88 B FC 85 C SI 91 S FF 91 X SL 81 2-2 ② G6-3			F SI 95 X SL 79 0-1 ② F7	3	0	0	0	0	0	0
11 Ryan Zimmerman, R (1, 5) OBP: 0.204, SLG: 0.362	C FF 90 F FF 92 X FF 92 0-2 ③ F7			F SI 91 S FC 87 F FC 88 F SI 94 B FC 83 S FC 87 1-3 ② K		X FF 90 0-0 ③ G6-3			C SI 95 C SI 96 S SL 81 0-3 ③ K	4	0	0	0	0	2	1
24 Nick Johnson, L (1, 3) OBP: 0.405, SLG: 0.514		F SI 88 B SI 89 B SI 88 X FS 81 2-1 ① F8		B FF 92 B SI 93 C FF 91 B FF 92 B FS 83 4-1 BB			F SI 88 B SI 91 B SI 90 F FF 90 F F SI 92 B FS 82 X SI 92 3-2 ① L7			2	0	0	0	1	0	0
25 Austin Kearns, R (1, 9) OBP: 0.400, SLG: 0.306		S SI 92 B SI 91 C SI 92 B FF 89 X SI 93 2-2 ③ 10 G6-3 1B		B SI 93 F FC 87 C SI 93 B SI 93 X FC 88 2-2 ③ G4-3			X SI 90 0-0 10 CS 1B			3	0	2	0	0	0	2
10 Ronnie Belliard, R (1, 4) OBP: 0.286, SLG: 0.368		X SI 92 0-0 ②③ G6-3 1-2f			B FF 89 C FC 85 X SI 91 1-1 ① G5-3		S FC 85 B SI 90 F SI 90 F SL 80 B FS 79 B FC 86 C SI 91 3-3 ②③ K 1-2			3	0	0	0	0	1	2
3 Jesus Flores, R (1, 2) OBP: 0.417, SLG: 0.818 Felipe Lopez, S (8, PH) OBP: 0.321, SLG: 0.240 16 Paul Lo Duca, R (9, 2) OBP: 0.324, SLG: 0.333		C SI 90 B SI 91 S FC 86 S FC 88 1-3 ① K			C FC 84 S SL 79 S FC 86 0-3 ② K			X SI 86 0-0 ① G3		2 1 0	0 0 0	0 0 0	0 0 0	0 0 0	2 0 0	0 0 0
22 Willie Harris, L (1, 7) OBP: 0.222, SLG: 0.067		C FS 81 C CU 75 F FF 92 C SI 93 0-3 ② K			C SI 90 B CU 75 B FS 81 S SI 91 B SI 92 B SI 92 4-2 47 FC6-4 BB			C SI 86 B FS 84 B SI 88 X SI 88 2-1 ② F9		2	0	0	0	1	1	0
47 Matt Chico, L (1, 1) OBP: 0.143, SLG: 0.143 23 Johnny Estrada, S (8, PH) OBP: 0.333, SLG: 0.333 Jon Rauch, R (9, 1)		X FF 90 0-0 ③ G4-3			1 SAFE X SI 90 0-0 ③ FC6-4 1-2f			S SI 89 X SI 90 0-1 ③ G4-3		2 1 0	0 0 0	0 0 0	0 0 0	0 0 0	0 0 0	1 0 0
Inning Stats	R: 0 E: 0 K: 0 S: 8 H: 0 LOB: 0 BB: 0 P: 9	R: 0 E: 0 K: 0 S: 6 H: 1 LOB: 0 BB: 0 P: 10	R: 0 E: 0 K: 2 S: 8 H: 0 LOB: 0 BB: 0 P: 9	R: 0 E: 0 K: 1 S: 12 H: 1 LOB: 2 BB: 1 P: 20	R: 0 E: 0 K: 1 S: 8 H: 0 LOB: 1 BB: 1 P: 13	R: 0 E: 0 K: 0 S: 7 H: 0 LOB: 0 BB: 0 P: 12	R: 0 E: 0 K: 1 S: 10 H: 1 LOB: 0 BB: 0 P: 16	R: 0 E: 0 K: 0 S: 5 H: 0 LOB: 0 BB: 0 P: 7	R: 0 E: 0 K: 2 S: 9 H: 0 LOB: 0 BB: 0 P: 10	1B: 3 2B: 0 3B: 0 HR: 0 SF: 0 SAC: 1 DP: 1 HBP: 0						

	AB	27
	R	0
	H	3
	RBI	0
	BB	2
	SO	7
	LOB	6

WP: 0 PA: 30
PB: 0
SB: 0
CS: 1

PITCHER		IP	WLS	BF	H	R	ER	SO	BB	IBB	HBP	BLK	WP	HR	S	P	ERA	WHIP
15 Tim Hudson, R ERA: 2.14	(1, 1)	8.0	W	27	3	0	0	5	2	0	0	0	0	0	64	96	0.00	0.625
58 Peter Moylan, R ERA: 1.59	(9, 1)	1.0	S	3	0	0	0	2	0	0	0	0	0	0	9	10	0.00	0.000

PITCHER	IP	WLS	BF	H	R	ER	SO	BB	IBB	HBP	BLK	WP	HR	S	P	ERA	WHIP

Atlanta Braves @ Washington Nationals

Nationals Park, Washington, DC

Sat Apr 12 2008, 1:05 PM EDT

Att. 32,534 - Overcast - 76 F

livebaseballscorecards.com

TOP

Batter	1	2	3	4	5	6	7	8	9	AB	R	H	RBI	BB	SO	LOB
2 Kelly Johnson, L (1, 4) OBP: 0.294, SLG: 0.412	C FF 89 X FF 90 0-1 19 F9 1B 2B	C B CU 74 B FF 88 F F CU 73 F FF 88 X CU 74 2-2 ① L6		B F FF 88 X FF 89 1-1 19 FC5-4 1B	C FF 93 S CU 78 S CU 78 0-3 ③ K		B FF 96 F FF 96 X SL 86 1-1 ③ G3			5	1	2	0	0	1	0
19 Yunel Escobar, R (1, 6) OBP: 0.400, SLG: 0.545	T CH 81 F CU 76 B B FF 90 X 2-2 ① F9 2-3	X FF 88 0-0 ② G6-3		X CU 72 0-0 ② FC5-4 BB 10 1B 7 1B 1-2f		F SL 86 F SL 86 X SL 86 0-2 7 HR 1B		B SL 86 X FF 97 1-0 ① F9		5	2	1	0	0	0	2
10 Chipper Jones, S (1, 5) OBP: 0.429, SLG: 0.477 14 Martín Prado, R (4, 5) OBP: 0.400, SLG: 0.438	C CU 76 B FF 89 B FF 89 B CH 82 B CH 81 4-1 7 HR 1B BB	B FF 88 B SI 87 B FF 89 B FF 88 4-0 BB		B CU 73 X FF 88 1-0 BB 7 1B 1-2 1B		C SI 90 B SL 86 B SI 90 X SL 86 2-1 ① L8		C FF 96 B SL 89 X SL 89 1-1 ② F8		1 2	2 0	1 0	0 0	2 0	0 0	0 1
Mark Teixeira, S (1, 3) OBP: 0.271, SLG: 0.349	X FF 90 0-0 7 HR 1-2 3-H 1B	B FF 86 C FF 88 B FF 88 B C FF 88 F SI 89 X FF 88 3-2 ③ G6-3		C FF 89 B SI 87 T FF 87 B SI 89 B SI 88 B CH 81 4-2 7 1B 1-2 2-3 BB		X SI 90 0-0 ② F7		B FF 96 F SI 97 B SI 97 F FF 97 S SL 88 2-3 ③ K		4	1	1	1	1	1	2
7 Jeff Francoeur, R (1, 9) OBP: 0.313, SLG: 0.574	B CH 80 F FF 90 X CH 81 1-1 1-H 2-H HR	B FF 87 C SI 88 B F FF 87 B FF 88 F F FF 87 X FF 88 3-2 ① P3	X FF 88 0-0 1-3 2-H 3-H 1B			S SL 87 C SL 88 F SL 86 B SL 87 X CU 79 1-2 1-H HR			B SL 90 B SI 97 X FF 96 2-0 ① F7	5	2	3	7	0	0	0
16 Brian McCann, L (1, 2) OBP: 0.405, SLG: 0.703 1 Grégor Blanco, L (7, 8) OBP: 0.400, SLG: 0.500	B FF 86 B FF 89 X FF 89 2-0 11 BB 23 1B 1B	F FF 88 X FF 89 0-1 2B	B C CU 73 B CU 72 B SL 83 F C CU 72 3-3 ③ K			X SL 86 0-0 HR			C FF 97 B FF 97 B SL 92 B FF 96 F SI 96 B FF 97 4-2 BB	4 0	1 0	3 0	1 0	0 1	1 0	2 0
23 Matt Diaz, R (1, 7) OBP: 0.267, SLG: 0.356	X SL 85 0-0 11 BB 1-2 1B	F SI 87 T SI 88 B FF 86 X FF 88 1-2 ② G6-3			S SL 87 C SL 89 X SI 93 0-2 11 F9 29 G5-3 2B	B SI 91 B SI 92 S SL 86 F SI 91 S SL 87 2-3 ③ K			C FF 96 S SL 90 S SL 91 0-3 ② K	5	1	2	0	0	2	2
11 Mark Kotsay, L (1, 8) OBP: 0.318, SLG: 0.425 Will Ohman, L (7, 1) 30 Jeff Bennett, R (7, 1) 56 Blaine Boyer, R (8, 1) 8 Ruben Gotay, S (9, PH) OBP: 0.375, SLG: 0.429 46 Manny Acosta, R (9, 1)	B B F FF 87 B B FF 88 4-1 29 G6-4-3 1-2 2-3 BB		X CU 72 0-0 ③ G3		F SL 86 X SI 91 0-1 ① F9 2-3		B FF 93 F FF 95 B CH 87 C FF 95 F FF 96 S SL 86 2-3 ① K		C FF 97 B FF 96 S FF 98 C SL 91 1-3 ③ K	3 0 0 0 0 1	0 0 0 0 0 0	0 0 0 0 0 0	0 0 0 0 0 0	1 0 0 0 0 1	1 0 0 0 0 1	2 0 0 0 0 1
29 John Smoltz, R (1, 1) Corky Miller, R (7, PH) OBP: 0.167, SLG: 0.167 (7, 2)	B FF 87 X 1-0 ② ③ G6-4-3 1-2f			F FF 86 B CU 70 C SI 87 F CU 73 S 1-3 ① K	M SL 87 X SL 86 0-1 ② G5-3 3-H		X FF 96 0-0 ② F9			3 1	0 0	0 0	1 0	0 0	1 0	3 0
Inning Stats	R: 4 E: 0 K: 0 S: 13 H: 5 LOB: 2 BB: 2 P: 27	R: 0 E: 0 K: 0 S: 10 H: 0 LOB: 1 BB: 1 P: 19	R: 0 E: 0 K: 0 S: 11 H: 1 LOB: 1 BB: 0 P: 15	R: 2 E: 0 K: 2 S: 14 H: 3 LOB: 2 BB: 1 P: 24	R: 1 E: 0 K: 1 S: 10 H: 1 LOB: 0 BB: 0 P: 10	R: 3 E: 0 K: 1 S: 14 H: 3 LOB: 0 BB: 0 P: 19	R: 0 E: 0 K: 1 S: 7 H: 0 LOB: 0 BB: 0 P: 10	R: 0 E: 0 K: 1 S: 6 H: 0 LOB: 0 BB: 0 P: 10	R: 0 E: 0 K: 2 S: 9 H: 0 LOB: 1 BB: 1 P: 16	1B: 7 2B: 3 3B: 0 HR: 3 SF: 0 SAC: 0 DP: 1 HBP: 0						

PITCHER	IP	WLS	BF	H	R	ER	SO	BB	IBB	HBP	BLK	WP	HR	S	P	ERA	WHIP
31 John Lannan, L (1, 1) ERA: 6.75	4.0	L	24	9	6	6	2	4	0	0	0	0	1	48	85	13.50	3.250
57 Jason Bergmann, R (5, 1) ERA: 11.68	2.0		10	4	4	4	2	0	0	0	0	0	2	24	29	18.00	2.000
38 Joel Hanrahan, R (7, 1) ERA: 7.5	1.0		3	0	0	0	1	0	0	0	0	0	0	7	10	0.00	0.000
Jesus Colome, R (8, 1) ERA: 1.29	2.0		7	0	0	0	3	1	0	0	0	0	0	15	26	0.00	0.500

PITCHER	IP	WLS	BF	H	R	ER	SO	BB	IBB	HBP	BLK	WP	HR	S	P	ERA	WHIP

AB	39
R	10
H	13
RBI	10
BB	5
SO	8
LOB	15

WP: 0 PA: 44
PB: 0
SB: 0
CS: 0

Batter	1	2	3	4	5	6	7	8	9	AB	R	H	RBI	BB	SO	LOB
15 Cristian Guzman, S (1, 6) OBP: 0.316, SLG: 0.536	C FF 94 X FF 95 0-1 ① G4-3		B SL 79 X FF 93 1-0 11 BB 1B		C FF 94 B FS 86 C SL 86 S 1-3 ① K		B SI 90 S X CH 80 1-1 23 BB 44 BB 1-2 1B		B SI 94 B FF 94 C FF 94 X SI 94 2-1 44 G1-6-3 1B	5	0	3	0	0	1	0
44 Lastings Milledge, R (1, 8) OBP: 0.302, SLG: 0.388	C FF 95 S FF 95 F FF 94 X SL 88 0-2 ② G5-3		F SL 88 B CU 77 1 SAFE B FF 94 X SL 85 2-1 ② F9		T FF 95 B SI 93 B FF 93 C SL 86 B SL 85 S SL 84 3-3 ② K		D C FF 91 B CH 81 F FF 92 D B FF 91 4-2 23 BB 1-2 2-3 BB		B SI 96 B FF 96 C FF 96 S SI 96 D SL 82 X SI 96 3-2 ①② G1-6-3 1-2f	4	0	0	0	1	1	2
11 Ryan Zimmerman, R (1, 5) OBP: 0.241, SLG: 0.400	S SL 87 B CU 78 F FF 95 X SL 85 1-2 E1 25 WP 1B		B FF 95 B FF 94 B FF 94 B FF 93 4-0 1-2 BB		F SL 86 X FF 93 0-1 2B		C SI 92 B SI 92 D SL 86 X SI 91 2-1 ② SF8 3-H		C FF 96 F CH 86 X SL 84 0-2 ③ G3-1	3	0	2	1	1	0	0
24 Nick Johnson, L (1, 3) OBP: 0.400, SLG: 0.486 38 Joel Hanrahan, R (7, 1) 23 Johnny Estrada, S (7, PH) OBP: 0.500, SLG: 0.333 Jesus Colome, R (8, 1)	B SL 88 B FS 88 B SI 94 B FF 95 4-0 25 WP BB		C SL 86 B B SL 85 S SL 86 F FF 94 B SL 86 X SL 86 3-2 ③ F7		C FF 94 X FF 94 0-1 ③ G3		B SI 92 B SI 92 C SI 92 F SI 93 B SI 93 B SI 90 4-2 1-2 2-3 BB			2 0 0 0	0 0 0 0	0 0 0 0	0 0 1 0	1 0 0 0	0 0 0 0	3 0 0 0
25 Austin Kearns, R (1, 9) OBP: 0.388, SLG: 0.300	F SL 88 S SL 88 B FF 95 B SL 91 B FF 96 S FF 95 3-3 ③ K 1-2 2-3			B FF 94 S FF 91 F FF 93 X CU 78 1-2 FC4-6 1B		C FF 93 X SL 85 0-1 ① G4-3	C SI 93 X SI 91 0-1 ③ G1			4	0	1	0	0	1	5
16 Paul Lo Duca, R (1, 2) OBP: 0.316, SLG: 0.303		B FF 94 F FF 94 F FF 95 B FF 93 F SL 88 X SL 88 2-2 ① G4-3		X FF 93 0-0 ① F8		B FS 85 C FF 93 B FS 84 C SL 86 X FS 87 2-2 ② F8		B SI 94 C FF 94 B FF 96 B FF 96 B FF 94 4-1 FC6-4 BB		3	0	0	0	1	0	1
Felipe Lopez, S (1, 4) OBP: 0.281, SLG: 0.207		C SI 94 C SL 88 B X FS 88 1-2 ② G3		C SI 93 C SL 86 X 0-2 ② FC4-6 22 S 22 3B 1-2f		C SL 83 X FS 88 0-1 ③ G4-3		C FF 95 B CH 86 B CH 85 X FF 96 2-1 ① FC6-4 8 FC6-4 1-2f		4	1	0	0	0	0	2
22 Willie Harris, L (1, 7) OBP: 0.273, SLG: 0.222		B FF 95 C SL 87 F SL 87 S CU 77 1-3 ③ K		B FF 93 C SI 94 X SI 94 1-1 1-H 3B			B FF 91 B B FF 90 B FF 91 4-0 44 BB 15 1B 11 SF8 BB		C FF 96 B FF 95 F FF 94 F CU 75 C FF 96 1-3 ② K	3	1	1	1	1	2	1
31 John Lannan, L (1, 1) Rob Mackowiak, L (4, PH) 57 Jason Bergmann, R (5, 1) 8 Aaron Boone, R (7, 3) OBP: 0.182, SLG: 0.100			B FF 90 C FF 92 F FF 93 C SL 85 1-3 ① K	X FF 94 0-0 ③ F8			B FF 90 B FF 91 C FF 91 D SI 92 F FF 92 X 3-2 ① F8	B X FF 96 1-0 ③ FC6-4 1-2f		1 1 0 2	0 0 0 0	0 0 0 0	0 0 0 0	0 0 0 0	1 0 0 0	0 1 0 2
Inning Stats	R: 0 E: 1 K: 1 S: 12 H: 1 LOB: 2 BB: 1 P: 20	R: 0 E: 0 K: 1 S: 10 H: 0 LOB: 0 BB: 0 P: 14	R: 0 E: 0 K: 1 S: 10 H: 1 LOB: 2 BB: 1 P: 21	R: 1 E: 0 K: 0 S: 10 H: 2 LOB: 1 BB: 0 P: 12	R: 0 E: 0 K: 2 S: 10 H: 1 LOB: 1 BB: 0 P: 14	R: 0 E: 0 K: 0 S: 7 H: 0 LOB: 0 BB: 0 P: 9	R: 1 E: 0 K: 0 S: 13 H: 1 LOB: 3 BB: 3 P: 31	R: 0 E: 0 K: 1 S: 8 H: 0 LOB: 1 BB: 1 P: 16	R: 0 E: 0 K: 0 S: 8 H: 1 LOB: 0 BB: 0 P: 13	1B: 5 2B: 1 3B: 1 HR: 0	SF: 1 SAC: 0 DP: 1 HBP: 0	WP: 1 PB: 0 SB: 1 CS: 0	PA: 39				

PITCHER		IP	WLS	BF	H	R	ER	SO	BB	IBB	HBP	BLK	WP	HR	S	P	ERA	WHIP
29 John Smoltz, R ERA: 0.82	(1, 1)	6.0	W	25	5	1	1	5	2	0	0	0	1	0	59	90	1.50	1.167
Will Ohman, L ERA: 2.25	(7, 1)	0.1		4	1	1	1	0	2	0	0	0	0	0	7	19	27.00	9.000
30 Jeff Bennett, R ERA: 3.72	(7, 1)	0.2		3	0	0	0	0	1	0	0	0	0	0	6	12	0.00	1.500
56 Blaine Boyer, R ERA: 6.75	(8, 1)	1.0		4	0	0	0	1	1	0	0	0	0	0	8	16	0.00	1.000
46 Manny Acosta, R ERA: 7.2	(9, 1)	1.0		3	1	0	0	0	0	0	0	0	0	0	8	13	0.00	1.000

PITCHER	IP	WLS	BF	H	R	ER	SO	BB	IBB	HBP	BLK	WP	HR	S	P	ERA	WHIP

BOTTOM

Atlanta Braves @ Washington Nationals

Nationals Park, Washington, DC

Sat Apr 12 2008, 1:05 PM EDT
Att. 32,534 - Overcast - 76 F

livebaseballscorecards.com

AB	32
R	2
H	7
RBI	2
BB	6
SO	6
LOB	17

Batter	1	2	3	4	5	6	7	8	9	AB	R	H	RBI	BB	SO	LOB
2 Kelly Johnson, L (1, 4) OBP: 0.282, SLG: 0.368	B FF 91 C FF 90 S CU 76 X CU 77 1-2 ① G3		B FF 90 B FF 92 C FF 90 X FF 90 2-1 ③ L9		C CH 83 C CU 77 D CU 78 X CU 76 1-2 ③ F7		M FF 90 B FC 85 C FF 90 B FC 86 B FC 86 F FF 89 B FF 89 4-2 19 S BB		X FF 87 0-0 ② F7	4	0	0	0	1	0	2
19 Yunel Escobar, R (1, 6) OBP: 0.436, SLG: 0.553	B SL 84 X SL 83 1-0 10 L6-3 1B			B CU 74 X FF 90 1-0 ① G6-3		C SL 82 B CU 77 B CU 75 B FF 91 C FF 90 F FF 91 X SL 82 3-2 10 HR 1B	C FC 85 F FC 86 D FC 86 1 SAFE B FF 89 F FC 87 B FF 86 B 4-2 1-2 BB		B FF 89 C FF 88 B SL 79 F FF 89 B FF 90 B FF 89 4-2 10 2B BB	3	1	2	0	2	0	0
10 Chipper Jones, S (1, 5) OBP: 0.444, SLG: 0.571 49 Jair Jurrjens, R (9, PR)	C FF 91 B CU 76 B FF 91 X SI 90 2-1 ② ③ L6-3 1-1			B SL 83 X FF 91 1-0 G3 1B		B FF 91 X CH 83 1-0 1-H HR	B FF 89 X FF 90 1-0 ③ G4-3		B CH 83 F FF 87 B FF 89 B CH 82 X FF 88 3-1 1-3 2B	5 0	1 0	3 0	2 0	0 0	0 0	3 0
Mark Teixeira, S (1, 3) OBP: 0.302, SLG: 0.383		C FF 90 B CH 81 B CH 81 X FF 90 2-1 ① F8		C FF 90 C FF 90 F CH 82 B FF 92 X CH 83 1-2 ② G3 1-2		B FF 91 C FF 91 F FF 92 B SI 92 B CH 84 X FF 92 3-2 16 G4-3 7 SF9 2B		C SI 91 F CH 83 B FF 90 F SI 92 X SI 91 1-2 7 FC5-4 1B	I IN 65 I IN 66 I IN 64 I IN 62 4-0 IBB	4	1	2	0	1	0	1
16 Brian McCann, L (1, 2) OBP: 0.383, SLG: 0.634		B CH 83 B SI 90 B SI 90 C FF 91 F SI 92 F FF 92 B FF 92 4-2 7 BB BB		B CU 76 S CH 82 S CU 78 F CU 77 F FF 92 X CU 79 1-2 ③ F7		C F X 0-2 ① G4-3 2-3		X CH 84 0-0 ① F7	X SI 92 0-0 ③ F9	4	0	0	0	1	0	6
7 Jeff Francoeur, R (1, 9) OBP: 0.308, SLG: 0.551		C FF 92 B SL 85 B SL 85 C FF 93 B SL 86 F SL 84 D CU 79 4-2 11 G4-6-3 1-2 BB			F FF 90 B SI 92 X SI 92 1-1 ① F9	B FF 86 F FF 89 B FF 89 X FC 86 2-1 ② SF9 3-H		B SI 90 D SL 81 S CH 83 F SI 91 B SI 92 X SL 84 3-2 ② FC5-4 11 E 1-2f		2	1	0	1	1	0	1
11 Mark Kotsay, L (1, 8) OBP: 0.313, SLG: 0.409		X CH 82 0-0 ② ③ G4-6-3 1-2f			B SI 92 C SI 92 B SL 84 B CH 84 F SI 91 F FF 92 X FF 92 3-2 8 BB 1B	X FF 90 0-0 ③ G6-3		B CH 84 C CH 82 B CH 85 B C SL 86 X SL 85 3-2 E7 1-H		4	0	1	0	0	0	2
23 Matt Diaz, R (1, 7) OBP: 0.245, SLG: 0.327			B FF 91 C SL 83 S FF 92 S FF 93 1-3 ① K		C FF 92 F FF 91 F FF 92 F CU 78 S 0-3 ② K		S FC 85 B FC 84 F FF 91 B FF 86 F FC 86 X FC 85 2-2 ① G5-3	B SI 92 C SI 92 B FF 92 F SI 92 S FF 92 2-3 ③ K		4	0	0	0	0	3	2
47 Tom Glavine, L (1, 1) 30 Jeff Bennett, R (1, 1) 8 Ruben Gotay, S (5, PH) OBP: 0.444, SLG: 0.429 57 Jorge Campillo, R (5, 1) 1 Grégor Blanco, L (7, PH) OBP: 0.333, SLG: 0.400 Chris Resop, R (7, 1) 56 Blaine Boyer, R (8, 1) 5 Brayan Peña, S (9, PH) OBP: 0.286, SLG: 0.167			B FF 92 C FF 91 B FF 93 C FF 92 X FF 92 2-2 ② G6-3		B CH 82 C FF 91 B CU 76 B FF 91 F FF 92 F FF 92 F FF 91 B FF 93 4-2 1-2 BB		X FF 90 0-0 ② B5-3		C SI 86 B FF 85 C FF 86 B SI 87 C FF 88 2-3 ① K	0 1 0 0 1 0 0 0 0 1	0 0 0 0 0 0 0 0 0 0	0 0 0 0 1 0 0 0 0 0	0 0 0 0 0 0 0 0 0 1	0 0 0 0 0 0 0 0 0 0	0 0 0 0 0 0 0 0 0 0	0 0 0 0 0 0 0 0 0 0
Inning Stats	R: 0 E: 0 K: 0 S: 6 H: 1 LOB: 0 BB: 0 P: 10	R: 0 E: 0 K: 0 S: 9 H: 0 LOB: 1 BB: 2 P: 19	R: 0 E: 0 K: 1 S: 8 H: 0 LOB: 0 BB: 0 P: 13	R: 0 E: 0 K: 0 S: 11 H: 1 LOB: 1 BB: 0 P: 15	R: 0 E: 0 K: 1 S: 18 H: 1 LOB: 2 BB: 1 P: 27	R: 3 E: 0 K: 0 S: 14 H: 3 LOB: 0 BB: 0 P: 23	R: 0 E: 0 K: 0 S: 12 H: 0 LOB: 2 BB: 2 P: 23	R: 1 E: 1 K: 1 S: 14 H: 1 LOB: 1 BB: 0 P: 23	R: 0 E: 0 K: 1 S: 9 H: 1 LOB: 3 BB: 2 P: 22	1B: 5 2B: 3 3B: 0 HR: 1 SF: 1 SAC: 0 DP: 2 HBP: 0						

PITCHER		IP	WLS	BF	H	R	ER	SO	BB	IBB	HBP	BLK	WP	HR	S	P	ERA	WHIP
Tim Redding, R ERA: 2.25	(1, 1)	5.0	W	22	6	3	3	2	3	0	0	0	0	1	60	99	5.40	1.800
36 Ray King, L ERA: 2.25	(6, 1)	0.1	H	1	0	0	0	0	0	0	0	0	0	0	3	3	0.00	0.000
52 Saul Rivera, R ERA: 1.93	(6, 1)	1.2	H	7	0	0	0	0	2	0	0	0	0	0	15	28	0.00	1.200
Luis Ayala, R ERA: 2.84	(8, 1)	1.0	H	5	1	1	0	1	0	0	0	0	0	0	14	23	0.00	1.000
32 Chad Cordero, R ERA:	(9, 1)	0.2	H	5	1	0	0	1	1	1	0	0	0	0	8	21	0.00	3.000

PITCHER		IP	WLS	BF	H	R	ER	SO	BB	IBB	HBP	BLK	WP	HR	S	P	ERA	WHIP
Jon Rauch, R ERA: 8.44	(9, 1)	0.1	S	1	0	0	0	0	0	0	0	0	0	0	1	1	0.00	0.000

TOP

Atlanta Braves @ Washington Nationals

Nationals Park, Washington, DC

Sun Apr 13 2008, 1:35 PM EDT

Att. 29,091 - Cloudy - 60 F

livebaseballscorecards.com

AB	33
R	4
H	8
RBI	3
BB	7
SO	4
LOB	17

WP: 0 PA: 41
PB: 0
SB: 1
CS: 0

BOTTOM

Atlanta Braves @ Washington Nationals

Nationals Park, Washington, DC

Sun Apr 13 2008, 1:35 PM EDT

Att. 29,091 - Cloudy - 60 F

livebaseballscorecards.com

Batter	1	2	3	4	5	6	7	8	9	AB	R	H	RBI	BB	SO	LOB
15 Cristian Guzman, S (1, 6) OBP: 0.328, SLG: 0.542	C CH 78 X CH 78 0-1 44 1B 11 1B 2B	B SI 91 B CH 85 B SI 92 C SI 90 F SI 90 B SI 90 4-2 11 BB 44 BB 25 BB BB	1 SAFE B SI 91 B SI 90 C SI 90 B SI 90 X SI 90 3-1 ③ G4-3			B CH 77 C FF 87 C CU 72 S CH 76 1-3 ③ K				3	2	1	0	1	1	1
44 Lastings Milledge, R (1, 8) OBP: 0.351, SLG: 0.442	B CH 73 S CH 74 X CH 74 1-1 25 BB 11 1B 26 G6-4-3 2-3 1B	B SI 92 B SI 91 B CH 84 C SI 92 B SI 90 4-1 25 BB 11 BB 1-2 2-3 BB		S SL 84 B SL 83 X SI 90 1-1 11 L3-6 11 S 1B			B FF 95 C FF 94 X CU 80 1-1 11 G3 25 G6-3-2 2B			3	1	3	0	1	0	0
11 Ryan Zimmerman, R (1, 5) OBP: 0.259, SLG: 0.396	B SI 81 X SI 80 1-0 26 G6-4-3 25 BB 1-2 3-H 1B	B SI 91 C SI 90 C SL 84 B SL 85 B SL 83 B SI 92 4-2 25 BB 1-2 2-3 3-H BB		B SI 90 1 SAFE 1 SAFE B SI 89 F SI 90 F SI 90 1 SAFE B SI 90 X SI 90 3-2 ①② L3-6 1-2			X SI 94 0-0 ① G3 2-3			3	0	1	2	1	0	2
25 Austin Kearns, R (1, 9) OBP: 0.396, SLG: 0.286	B SI 80 B CH 75 C FF 81 B CH 74 F CH 75 B FF 83 4-2 26 G6-4-3 1-2 2-3 BB	F SL 83 B SL 86 B SI 91 B SI 92 S SI 90 F SI 92 B SI 91 4-2 1-2 2-3 3-H BB		C SI 91 B CH 86 B SI 90 X SL 83 2-1 ③ G5-3			C FF 94 B FF 96 B FF 95 S CU 81 F FF 96 B FF 93 X CU 81 3-2 ②③ G6-3-2 3-Hf			2	0	0	1	2	0	1
26 Wily Mo Peña, R (1, 7) 22 Willie Harris, L (9, 7) OBP: 0.273, SLG: 0.222	F CH 75 ① S CH 74 ② B FF 82 B SL 86 F SL 83 X SL 83 2-2 G6-4-3 1-2f 2-3 3-H	B SL 85 S SI 92 F SI 91 C SL 86 1-3 ③ K			B SL 81 C SL 81 S CH 76 F CH 76 S CU 72 1-3 ① K			C FF 94 B CU 73 F CU 72 S FF 94 1-3 ① K		4 0	0 0	0 0	0 0	0 0	3 0	5 0
16 Paul Lo Duca, R (1, 2) OBP: 0.317, SLG: 0.286 23 Johnny Estrada, S (8, PH) OBP: 0.400, SLG: 0.250 (9, 2)	C SI 90 B SI 90 F X SI 90 1-2 ③ F8		C SI 90 F SI 91 H SI 90 1-2 10 G6-3 8 1B HBP		C FF 88 B FF 88 B SL 82 F FF 88 X CH 76 2-2 ② F9			S CH 81 B CH 83 F FF 94 F CU 74 F CU 74 S CU 74 1-3 ② K		2 1	1 0	0 0	0 0	0 1	0 0	1 0
10 Ronnie Belliard, R (1, 4) OBP: 0.267, SLG: 0.341 52 Saul Rivera, S (6, 1) Luis Ayala, R (8, 1) 24 Nick Johnson, L (8, PH) OBP: 0.391, SLG: 0.474 32 Chad Cordero, R (9, 1) Jon Rauch, R (9, 1)		C SI 90 B CH 86 C SI 90 S SL 84 1-3 ① K	B SI 91 F SI 90 C SI 91 B SL 86 X SI 91 2-2 ① G6-3 1-2		B FC 85 X SL 82 1-0 ③ F8			B FF 94 B FF 92 C FF 94 F CH 83 B CU 75 X CU 74 3-2 ③ L3		3 0 0 1 0 0	0 0 0 0 0 0	0 0 0 0 0 0	0 0 0 0 0 0	1 0 0 0 0 0	1 0 0 0 0 0	
8 Aaron Boone, R (1, 3) OBP: 0.286, SLG: 0.231		B SI 92 X SI 91 1-0 44 BB 11 BB SH3-4 1B	X SL 83 0-0 2-H 1B			B FF 85 S SL 81 X SL 83 1-1 ① G6-3				3	1	2	1	0	0	0
Tim Redding, R (1, 1) OBP: 0.200, SLG: 0.200 36 Ray King, L (6, 1) Felipe Lopez, S (6, 4) OBP: 0.273, SLG: 0.200		C SI 91 B SI 90 1 SAFE X SI 88 1-1 ② SH3-4 1-2	B SI 90 C SI 88 C C 1-3 ② K			C FF 88 B CH 76 C FF 87 T CU 73 1-2 ② K				1 0 1	0 0 0	0 0 0	0 0 0	0 0 1	1 0 0	1 0 0
Inning Stats	R: 2 E: 0 K: 0 S: 14 H: 3 LOB: 1 BB: 1 P: 23	R: 2 E: 0 K: 2 S: 17 H: 1 LOB: 3 BB: 4 P: 37	R: 1 E: 0 K: 1 S: 11 H: 1 LOB: 1 BB: 0 P: 18	R: 0 E: 0 K: 0 S: 7 H: 1 LOB: 0 BB: 0 P: 13	R: 0 E: 0 K: 1 S: 8 H: 0 LOB: 0 BB: 0 P: 12	R: 0 E: 0 K: 2 S: 8 H: 0 LOB: 0 BB: 0 P: 11	R: 0 E: 0 K: 0 S: 7 H: 1 LOB: 0 BB: 0 P: 11	R: 0 E: 0 K: 2 S: 11 H: 0 LOB: 0 BB: 0 P: 16		1B: 5 2B: 4 3B: 0 HR: 0	SF: 0 SAC: 1 DP: 3 HBP: 1			WP: 0 PB: 0 SB: 1 CS: 0	PA: 34	

	AB	27
	R	5
	H	7
	RBI	4
	BB	5
	SO	8
	LOB	12

PITCHER		IP	WLS	BF	H	R	ER	SO	BB	IBB	HBP	BLK	WP	HR	S	P	ERA	WHIP
47 Tom Glavine, L ERA: 2.38	(1, 1)	0.0	L	4	3	2	2	0	1	0	0	0	0	0	7	13	∞	∞
30 Jeff Bennett, R ERA: 4.61	(1, 1)	4.0		18	3	3	3	3	4	0	1	0	0	0	42	78	6.75	1.750
57 Jorge Campillo, R ERA:	(5, 1)	2.0		6	0	0	0	3	0	0	0	0	0	0	16	23	0.00	0.000
Chris Resop, R ERA: 12.6	(7, 1)	1.0		3	1	0	0	0	0	0	0	0	0	0	7	11	0.00	1.000
56 Blaine Boyer, R ERA: 5.87	(8, 1)	1.0		3	0	0	0	2	0	0	0	0	0	0	11	16	0.00	0.000

PITCHER	IP	WLS	BF	H	R	ER	SO	BB	IBB	HBP	BLK	WP	HR	S	P	ERA	WHIP

Batter	1	2	3	4	5	6	7	8	9	AB	R	H	RBI	BB	SO	LOB
2 Kelly Johnson, L (1, 4) OBP: 0.302, SLG: 0.381	B X 1-0 ① L4		C FF 88 F SI 89 X SI 90 0-2 ③ G6-3			F SL 84 S CH 78 X SL 79 0-2 F9 19 1B 1B		B FF 89 X FF 87 1-0 19 G6-3 1B		4	0	2	0	0	0	0
19 Yunel Escobar, R (1, 6) OBP: 0.424, SLG: 0.529	C B F X 1-2 ② F8			S CH 81 X CH 81 0-1 ① G1-3		X SL 84 0-0 1-2 1B		D CH 77 X CH 76 1-0 ① ② G6-3 1-2f		4	0	1	0	0	0	1
10 Chipper Jones, S (1, 5) OBP: 0.448, SLG: 0.566	B F FF 88 B SL 82 F FF 89 X 2-2 1B			F FF 86 B FF 87 X FF 88 1-1 1B		F CH 86 X CH 85 0-1 ① F7		F FF 90 B FF 87 S CH 80 C FF 88 1-3 ③ K		4	0	2	0	0	1	2
Mark Teixeira, S (1, 3) OBP: 0.281, SLG: 0.353	C B X 1-1 ③ F8			X CH 86 0-0 ② L7		S SL 78 B CH 79 X FF 88 1-1 ② F9 2-3			C FF 90 B FF 91 F FS 83 B FF 91 F FF 91 C 2-3 ① K	4	0	0	0	0	1	4
7 Jeff Francoeur, R (1, 9) OBP: 0.286, SLG: 0.509		S SL 78 S SL 79 C FF 89 0-3 ① K		C SL 78 B CH 86 1 SAFE B CH 81 X FF 87 2-1 ③ F8		C SL 77 B SL 78 1 SAFE X SL 79 1-1 ③ G3			B CU 83 B FF 92 C CU 83 S FF 92 F CU 82 B FF 92 F FF 92 F FF 91 X CU 82 3-2 ② F7	4	0	0	0	0	1	3
16 Brian McCann, L (1, 2) OBP: 0.353, SLG: 0.578		C FF 88 T SL 79 F FF 89 S 0-3 ② K			B CH 84 X CH 85 1-0 ① G3		S SL 74 C SL 85 B SL 76 F SL 79 F FF 88 F CH 81 X 1-2 ① L8		C FF 92 C FF 92 B FS 84 B FF 93 F FF 92 B CU 82 X FF 92 3-2 ③ F7	4	0	0	0	0	1	0
23 Matt Diaz, R (1, 7) OBP: 0.250, SLG: 0.327		S SI 88 X SI 89 0-1 ③ F9			X CH 86 0-0 1B		B SL 76 B SL 85 F SL 83 F CH 79 X FF 90 2-2 ② G4-3			3	0	1	0	0	0	0
11 Mark Kotsay, L (1, 8) OBP: 0.294, SLG: 0.383			F SL 85 X CH 86 0-1 ① F7		C SL 84 1 SAFE 1 SAFE D SL 78 X SL 84 1-1 ② F8		B FF 86 X SL 84 1-0 E4			3	0	0	0	0	0	1
49 Jair Jurrjens, R (1, 1) 14 Martin Prado, R (7, PH) OBP: 0.381, SLG: 0.412 Chris Resop, R (7, 1) Royce Ring, L (7, 1) 38 Buddy Carlyle, L (8, 1) Will Ohman, L (8, 1)			C CH 85 B FF 86 B CH 84 C CH 86 S CH 87 2-3 ② K		F CH 84 F SL 84 B CH 85 B CH 87 X CH 86 2-2 ③ F9		C CH 79 B CH 81 B CH 85 X CH 85 2-1 ③ P3			2 1 0 0 0 0	0 0 0 0 0 0	0 0 0 0 0 0	0 0 0 0 0 0	1 0 0 0 0 0	1 1 0 0 0 0	1 1 0 0 0 0
Inning Stats	R: 0 H: 1 E: 0 LOB: 1 K: 0 BB: 0 S: 9 P: 14	R: 0 H: 0 E: 0 LOB: 0 K: 2 BB: 0 S: 9 P: 9	R: 0 H: 0 E: 0 LOB: 0 K: 1 BB: 0 S: 8 P: 10	R: 0 H: 1 E: 0 LOB: 1 K: 0 BB: 0 S: 7 P: 10	R: 0 H: 1 E: 0 LOB: 1 K: 0 BB: 0 S: 7 P: 11	R: 0 H: 2 E: 0 LOB: 2 K: 0 BB: 0 S: 10 P: 12	R: 0 H: 0 E: 1 LOB: 1 K: 0 BB: 0 S: 12 P: 18	R: 0 H: 1 E: 0 LOB: 0 K: 1 BB: 0 S: 5 P: 8	R: 0 H: 0 E: 0 LOB: 0 K: 1 BB: 0 S: 14 P: 22	1B: 6 2B: 0 3B: 0 HR: 0	SF: 0 SAC: 0 DP: 1 HBP: 0			WP: 0 PB: 0 SB: 0 CS: 0	PA: 33		

TOP

Atlanta Braves @ Florida Marlins

Dolphin Stadium, Miami, FL

Tue Apr 15 2008, 7:10 PM EDT

Att. 10,465 - Clear - 65 F

livebaseballscorecards.com

AB	33
R	0
H	6
RBI	0
BB	0
SO	5
LOB	13

PITCHER		IP	WLS	BF	H	R	ER	SO	BB	IBB	HBP	BLK	WP	HR	S	P	ERA	WHIP
Scott Olsen, L ERA: 3.05	(1, 1)	7.0	W	27	5	0	0	3	0	0	0	0	0	0	62	84	0.00	0.714
37 Renyel Pinto, L ERA: 1.0	(8, 1)	1.0	H	3	1	0	0	1	0	0	0	0	0	0	5	8	0.00	1.000
Kevin Gregg, R ERA: 3.68	(9, 1)	1.0		3	0	0	0	1	0	0	0	0	0	0	14	22	0.00	0.000

PITCHER	IP	WLS	BF	H	R	ER	SO	BB	IBB	HBP	BLK	WP	HR	S	P	ERA	WHIP

BOTTOM

Atlanta Braves @ Florida Marlins

Dolphin Stadium, Miami, FL

Tue Apr 15 2008, 7:10 PM EDT

Att. 10,465 - Clear - 65 F

Batter	1	2	3	4	5	6	7	8	9	AB	R	H	RBI	BB	SO	LOB
2 Hanley Ramirez, R (1, 6) OBP: 0.458, SLG: 0.627	B FF 89 X SI 89 1-0 G6-3 ①		B SL 81 C SI 92 F SI 93 B SI 91 B CH 84 X SI 92 3-2 G5-3 ③		C CH 82 B SL 78 B CH 82 C SI 91 F SI 92 B SI 92 X SI 92 3-2 G6-3 ③		C SI 91 1 SAFE H SI 90 1-1 6 FC1-4 1-2 HBP	S SL 80 F SL 80 F FF 89 F SL 80 B SL 77 B SI 89 B FF 88 B SL 81 4-2 1-2 2-3 3-H BB		3	0	0	1	1	0	0
6 Dan Uggla, R (1, 4) OBP: 0.250, SLG: 0.385	F SI 89 B FF 91 X CH 81 1-1 F9 ②			B CH 83 F SI 90 X SI 92 1-1 L4 ①		X CH 81 0-0 14 3B 2B	B CU 76 X CU 77 1-0 FC1-4 12 FC6-4 1-2f 2-3	B FF 88 B FF 89 F FF 88 B FF 88 F SI 88 F FF 88 X SI 88 3-2 F7 ③		5	1	1	0	0	0	5
27 Jeremy Hermida, L (1, 9) OBP: 0.333, SLG: 0.600 12 Cody Ross, R (7, PH) OBP: 0.240, SLG: 0.292 (8, 9)	C SI 89 X CH 81 0-1 G5-3 ③			C SI 90 S SI 92 S CH 84 0-3 K ②		C FF 91 F SI 90 F FF 92 D CH 84 S FF 93 1-3 K ①	X SI 83 0-0 FC6-4 ③ 1-2f			3 1	0 0	0 0	0 0	0 0	2 0	1 2
14 Josh Willingham, R (1, 7) OBP: 0.352, SLG: 0.521		C SI 89 F SL 75 B SI 89 B CH 82 X CH 83 2-2 3 FC1-5-3 3 S 1B		B SL 78 C SI 90 B SL 80 F SI 92 B SL 80 B FF 92 4-2 S 2B BB		X SL 77 0-0 2-H 3B		C SI 84 B CU 71 F SI 85 B CU 72 B SI 86 X SI 85 3-2 G4-3 ①		3	1	2	1	1	0	0
Mike Jacobs, L (1, 3) OBP: 0.346, SLG: 0.680 Kevin Gregg, R (9, 1)		C CH 81 X CH 82 0-1 F7 ①		S SI 92 1 SAFE 1 SAFE B SI 91 S CH 84 1 SAFE B FF 92 F CH 84 X CH 83 2-2 1-H 2B		I IN 70 I IN 72 I IN 74 4-0 3 S IBB		B SI 85 B CU 70 S SI 86 S CU 70 F CU 72 X CU 70 2-2 58 1B 18 BB 2B		3 0	1 0	2 0	1 0	1 0	0 0	1 0
3 Jorge Cantu, R (1, 5) OBP: 0.309, SLG: 0.412		B FF 91 X CH 83 1-0 FC1-5-4 ② 1-3		B SI 92 B CH 84 B SI 93 I IN 75 4-0 IBB		B SI 92 S CH 82 B SI 93 F SI 92 F SI 92 S CH 84 3-3 K ② 1-2		I IN 70 I IN 70 I IN 72 I IN 72 4-0 18 BB 58 1B 2 BB IBB		2	1	0	0	2	1	3
58 Mike Rabelo, S (1, 2) OBP: 0.286, SLG: 0.462		B SI 92 1 SAFE B SI 91 X SI 91 2-0 G3 ③		B SI 92 X CH 83 1-0 G4-3 ③		B CH 83 D CH 83 X SI 92 2-0 F8 ③		X SI 84 0-0 2 BB 18 BB 1-2 2-3 1B		4	0	1	0	0	0	5
4 Alfredo Amezaga, S (1, 8) OBP: 0.459, SLG: 0.500			C FF 90 B CH 83 B SI 91 X SI 92 2-1 G6-3 ①		B SI 89 B SI 90 C FF 90 B FF 90 C FF 90 F FF 91 X FF 90 3-2 F7 ①		S SI 94 X SI 94 0-1 6 FC1-4 2 HBP 1B	C FF 89 B FF 91 X FF 90 1-1 P6 ②		4	0	1	0	0	0	3
Scott Olsen, L (1, 1) OBP: 0.167, SLG: 0.167 11 Robert Andino, R (7, PH) OBP: 0.333, SLG: 0.833 37 Renyel Pinto, L (8, 1) Luis Gonzalez, L (8, PH) OBP: 0.310, SLG: 0.400 18 Wes Helms, R (8, PH) (9, 3)			C CH 83 B CH 83 B SI 91 S SI 91 B SI 91 S SI 91 3-3 K ②		S SI 90 B CH 82 S SI 91 B FF 92 F FF 91 F SI 91 S 2-3 K ②		1 SAFE C SI 94 B CU 78 1 SAFE L SI 92 C SI 94 1-3 K ①	B SI 89 B SI 89 B SI 89 C FF 89 C FF 90 F SI 89 F FF 90 B FF 90 4-2 2 BB 1-2 2-3 3-H BB		2 1 0 0 0 0	0 0 0 0 0 0	0 0 0 0 1 0	0 1 0 0 1 0	2 0 0 0 1 0	0 1 0 0 0 0	0 1 0 0 0 0
Inning Stats	R: 0 E: 0 K: 0 S: 5 H: 0 LOB: 0 BB: 0 P: 7	R: 0 E: 0 K: 0 S: 7 H: 1 LOB: 1 BB: 0 P: 12	R: 0 E: 0 K: 1 S: 8 H: 0 LOB: 0 BB: 0 P: 16	R: 1 E: 0 K: 1 S: 12 H: 1 LOB: 2 BB: 2 P: 24	R: 0 E: 0 K: 1 S: 13 H: 0 LOB: 0 BB: 0 P: 21	R: 1 E: 0 K: 2 S: 11 H: 2 LOB: 2 BB: 1 P: 21	R: 0 E: 0 K: 1 S: 8 H: 1 LOB: 2 BB: 0 P: 11	R: 2 E: 0 K: 0 S: 22 H: 2 LOB: 3 BB: 3 P: 43		1B: 3 2B: 3 3B: 1 HR: 0 SF: 0 SAC: 0 DP: 0 HBP: 1						

livebaseballscorecards.com

AB	31
R	4
H	7
RBI	4
BB	6
SO	6
LOB	21

WP: 0 PB: 0 SB: 3 CS: 0 PA: 38

PITCHER		IP	WLS	BF	H	R	ER	SO	BB	IBB	HBP	BLK	WP	HR	S	P	ERA	WHIP
49 Jair Jurrjens, R ERA: 3.93	(1, 1)	6.0	L	25	4	2	2	5	1	2	0	0	0	0	56	101	3.00	0.833
Chris Resop, R ERA: 11.12	(7, 1)	0.2		4	1	0	0	1	0	0	1	0	0	0	7	10	0.00	1.500
Royce Ring, L ERA: 13.5	(7, 1)	0.2		5	2	2	2	0	0	1	0	0	0	0	9	18	27.00	3.000
38 Buddy Carlyle, R ERA:	(8, 1)	0.1		1	0	0	0	0	0	0	0	0	0	0	2	3	0.00	0.000
Will Ohman, L ERA: 2.08	(8, 1)	0.1		3	0	0	0	0	2	0	0	0	0	0	12	23	0.00	6.000

PITCHER	IP	WLS	BF	H	R	ER	SO	BB	IBB	HBP	BLK	WP	HR	S	P	ERA	WHIP

Atlanta Braves @ Florida Marlins

Dolphin Stadium, Miami, FL

Wed Apr 16 2008, 7:10 PM EDT

Att. 10,712 - Clear - 72 F

livebaseballscorecards.com

Batter	1	2	3	4	5	6	7	8	9	AB	R	H	RBI	BB	SO	LOB
2 Kelly Johnson, L (1, 4) OBP: 0.292, SLG: 0.348	B FF 85 X FF 84 1-0 ① P6		C CU 70 C CU 71 B FF 86 S FF 86 1-3 ① K		B FF 87 B CH 81 B FF 87 C FF 86 B FF 86 4-1 19 HR BB		C CH 80 1 SAFE S CH 80 S CU 79 0-3 ② K		F CU 83 B CU 80 B FF 92 C FF 91 S FF 92 2-3 ② K	4	1	0	0	1	3	1
19 Yunel Escobar, R (1, 6) OBP: 0.438, SLG: 0.582	C SI 85 B CU 72 F SI 86 F FF 86 B FF 87 X CH 80 2-2 ② G6-3		X FF 85 0-0 10 1B 1B		X CH 81 0-0 1-H HR		B CU 80 B CU 80 B CU 80 B SI 89 4-0 10 FC5 1-2 BB		B CU 82 X FF 92 1-0 ③ G3	4	1	2	2	1	0	0
10 Chipper Jones, S (1, 5) OBP: 0.435, SLG: 0.544	B SI 86 X SI 87 1-0 ③ G4-3		D SI 87 X CH 81 1-0 G6-4-3 1-2 1B		B SI 88 X SI 87 1-0 ③ G6-3		B CU 75 S SI 88 X CU 78 1-1 ③ FC5 1-2 2-3f			4	0	1	0	0	0	2
Mark Teixeira, S (1, 3) OBP: 0.295, SLG: 0.352		B SI 86 C SI 86 B FF 86 B CH 80 T FF 86 F CH 80 F FF 87 X FC 86 3-2 ① F9	X CH 81 0-0 ② ③ G6-4-3 1-2f			X SI 86 0-0 16 BB 1B		B FF 96 C SI 94 B FF 97 T SI 96 F FF 97 B SL 82 B SL 82 4-2 7 2B 16 G3 BB		3	1	1	0	1	0	2
7 Jeff Francoeur, R (1, 9) OBP: 0.300, SLG: 0.544		C SI 86 X FF 87 0-1 23 E 2B		C FF 85 B FF 86 F FF 84 F FF 88 B SI 82 B CH 81 X CH 80 3-2 ① G1-3		B FF 87 S FF 85 X FF 88 1-1 ① P5		B SL 82 X FF 97 1-0 16 G3 1-3 23 1B 2B		4	2	2	0	0	0	1
16 Brian McCann, L (1, 2) OBP: 0.345, SLG: 0.542		X FC 86 0-0 ② P4		C FF 86 F CH 81 B FF 87 F CH 80 X FF 87 1-2 ② F7		D CU 73 B FF 88 B CU 72 C FF 86 B FF 87 4-1 23 G6-4-3 1-2 BB		B CH 79 X FF 89 1-0 ① G3 2-3 3-H		3	0	0	1	1	0	2
23 Matt Diaz, R (1, 7) OBP: 0.268, SLG: 0.339		B CH 78 S SI 80 X FF 86 1-1 E5 11 PB 2-H 1B		B FF 88 F CH 82 X FF 87 1-1 ③ F9		S CU 79 B SL 80 X CU 79 1-1 ② ③ G6-4-3 1-2f		X CH 79 0-0 11 G4-6-3 3-H 1B		4	0	2	1	0	0	2
11 Mark Kotsay, L (1, 8) OBP: 0.291, SLG: 0.360		B CU 70 B FC 86 I IN 62 I IN 61 4-0 2-3 IBB			S FF 83 C FF 86 F CU 71 X SI 87 0-2 ① L6		C SI 88 S CU 79 S CU 78 0-3 ① K	C FF 88 F CH 77 B CH 76 F FF 90 X SL 80 1-2 ② ③ G4-6-3 1-2f		3	0	0	0	1	1	1
15 Tim Hudson, R (1, 1) 57 Jorge Campillo, R (4, 1) 8 Ruben Gotay, S (7, PH) OBP: 0.500, SLG: 0.500 30 Jeff Bennett, R (7, 1) 56 Blaine Boyer, R (8, 1) 1 Grégor Blanco, L (9, PH) OBP: 0.286, SLG: 0.333		B FF 86 F CH 80 T FF 87 F CU 72 D CH 81 X 2-2 ③ F7			B SI 87 B SI 86 C SI 86 F SI 87 X FF 88 2-2 ② G4-3		C SI 89 X CU 80 0-1 10 FC5 19 BB 1B		S FF 90 C FF 90 B FF 91 B FS 83 S FF 91 2-3 ① K	1 1 1 0 0 1	0 0 0 0 0 0	0 0 1 0 0 0	0 0 0 0 0 1	0 0 0 0 0 0	0 0 0 0 0 0	2 0 0 0 0 0

Inning Stats	1	2	3	4	5	6	7	8	9
	R: 0 E: 0 K: 0 S: 6	R: 1 E: 1 K: 0 S: 14	R: 0 E: 0 K: 1 S: 6	R: 0 E: 0 K: 0 S: 10	R: 2 E: 0 K: 0 S: 10	R: 0 E: 0 K: 0 S: 6	R: 0 E: 0 K: 2 S: 10	R: 2 E: 0 K: 0 S: 10	R: 0 E: 0 K: 2 S: 7
	H: 0 LOB: 0 BB: 0 P: 10	H: 2 LOB: 2 BB: 1 P: 24	H: 2 LOB: 0 BB: 0 P: 8	H: 0 LOB: 0 BB: 0 P: 15	H: 1 LOB: 1 BB: 1 P: 17	H: 1 LOB: 1 BB: 1 P: 12	H: 1 LOB: 2 BB: 1 P: 15	H: 2 LOB: 0 BB: 1 P: 17	H: 0 LOB: 0 BB: 0 P: 12

AB	33
R	5
H	9
RBI	4
BB	5
SO	5
LOB	13

1B: 6	SF: 0	WP: 0	PA: 38
2B: 2	SAC: 0	PB: 1	
3B: 0	DP: 3	SB: 0	
HR: 1	HBP: 0	CS: 0	

PITCHER		IP	WLS	BF	H	R	ER	SO	BB	IBB	HBP	BLK	WP	HR	S	P	ERA	WHIP
Mark Hendrickson, L ERA: 3.97	(1, 1)	5.1	W	24	6	3	2	1	2	1	0	0	0	1	50	83	3.38	1.500
32 Justin Miller, R ERA: 0.96	(6, 1)	1.1	H	5	1	0	0	2	1	0	0	0	0	0	10	15	0.00	1.500
57 Taylor Tankersley, L ERA: 9.0	(7, 1)	0.1	H	1	0	0	0	0	0	0	0	0	0	0	2	3	0.00	0.000
22 Matt Lindstrom, R ERA: 5.4	(8, 1)	0.0		2	1	2	2	0	1	0	0	0	0	0	4	9	∞	∞
37 Renyel Pinto, L ERA: 0.9	(8, 1)	1.0	H	3	1	0	0	0	0	0	0	0	0	0	6	8	0.00	1.000

PITCHER		IP	WLS	BF	H	R	ER	SO	BB	IBB	HBP	BLK	WP	HR	S	P	ERA	WHIP
Kevin Gregg, R ERA: 3.24	(9, 1)	1.0	S	3	0	0	0	2	0	0	0	0	0	0	7	12	0.00	0.000

BOTTOM

Atlanta Braves @ Florida Marlins

Dolphin Stadium, Miami, FL

Wed Apr 16 2008, 7:10 PM EDT

Att. 10,712 - Clear - 72 F

Batter	1	2	3	4	5	6	7	8	9	AB	R	H	RBI	BB	SO	LOB
2 Hanley Ramirez, R (1, 6) OBP: 0.460, SLG: 0.618	B SI 86 B SI 87 C FF 87 X SI 86 2-1 L5 ①	B SI 90 S SI 89 B SI 89 X SL 79 2-1 1-3 2-H 3-H 1B		X FC 82 0-0 G1-3 ③			F SI 91 X SI 91 0-1 6 FC6-4 1B			4	0	2	2	0	0	0
6 Dan Uggla, R (1, 4) OBP: 0.233, SLG: 0.357	X FF 88 0-0 F7 ②	1 SAFE B SI 90 B FC 84 B SL 79 1 SAFE F SI 89 C SI 89 X FC 85 3-2 P4 ③			C SL 81 C CU 69 B CU 74 B CH 76 X SL 81 2-2 P4 ①		1 SAFE L SI 90 1 SAFE L SL 84 X 0-2 FC6-4 14 1B ① 1-2f			4	0	0	0	0	0	3
27 Jeremy Hermida, L (1, 9) OBP: 0.290, SLG: 0.517	C SI 88 X SI 86 0-1 F8 ③		F FS 82 X SL 81 0-1 P6 ①		C SI 86 C SI 85 F CH 75 B CU 71 X CH 74 1-2 L9 ②		1 SAFE B SI 90 F SL 82 B SL 82 F SI 90 C SI 91 2-3 K ②			4	0	0	0	0	1	1
14 Josh Willingham, R (1, 7) OBP: 0.362, SLG: 0.538		F SI 87 B SI 88 F FS 79 B FC 85 B FC 83 F SI 89 X SI 89 3-2 G3 3 1B 2B	C FS 85 B SI 87 B SI 86 F FS 77 X SI 88 2-2 F9 ②		C SL 80 X SL 81 0-1 G6-3 ③		1 SAFE C SI 90 1 SAFE B SI 90 1 SAFE S SI 89 X SI 90 1-2 1B			4	1	2	0	0	0	0
Mike Jacobs, L (1, 3) OBP: 0.339, SLG: 0.704 22 Matt Lindstrom, R (8, 1) 37 Renyel Pinto, L (8, 1) Kevin Gregg, R (9, 1)		X SI 88 0-0 G3 2-3 ①	B SI 85 B SI 87 X SI 88 2-0 HR			S CH 74 B FC 83 B CU 68 B CH 76 F SL 81 F CH 76 F FF 86 F CH 76 X CH 74 3-2 P4 ①	C SI 90 B SI 91 B SI 91 S SI 90 B SI 92 S SI 90 3-3 K ③			4 0 0 0	1 0 0 0	1 0 0 0	1 0 0 0	0 0 0 0	1 0 0 0	3 0 0 0
3 Jorge Cantu, R (1, 5) OBP: 0.322, SLG: 0.418		D FC 85 S SL 80 B SL 80 X FC 82 2-1 58 2B 2 1B 1B 3-H	C SI 88 S CU 72 X FC 84 0-2 58 S 1B			B SI 86 B CU 69 C SL 80 B CU 68 F FF 86 F FF 87 X FF 87 3-2 F9 ②		F FF 91 B SI 93 B FF 91 X FF 90 2-1 F9 ①		4	1	2	1	0	0	0
58 Mike Rabelo, S (1, 2) OBP: 0.278, SLG: 0.471		F FF 90 X SI 89 0-1 2 1B 2B 1-3	B FS 84 X SI 86 1-0 F7 1-2 ③			C CU 68 X 0-1 G3-1 ③		C CU 71 B CH 82 F FF 92 X CU 73 1-2 G4-3 ②		4	1	1	0	0	0	1
4 Alfredo Amezaga, S (1, 8) OBP: 0.463, SLG: 0.469		C SI 89 D SI 89 B FF 90 B FS 80 F SI 89 F SI 90 D SI 91 4-2 2 1B BB		B SI 85 X FF 85 1-0 L6 ①			C SI 89 B SI 88 B CH 83 B SI 89 C SI 89 D SI 88 4-2 HR BB	B FF 91 B SI 90 C SI 90 X SI 90 2-1 F7 ③		2	1	0	0	2	0	0
Mark Hendrickson, L (1, 1) OBP: 0.125, SLG: 0.125 32 Justin Miller, R (6, 1) 57 Taylor Tankersley, L (7, 1) Luis Gonzalez, L (7, PH) OBP: 0.333, SLG: 0.538 18 Wes Helms, R (8, 3)		C SI 89 F SI 87 B SI 89 F SI 89 S SI 90 1-3 K ②		B FF 85 B FF 84 C FF 86 S FF 85 S CH 75 2-3 K ②			1 SAFE B SI 89 X CH 83 1-0 1-H HR			2 0 0 1 0	0 0 0 1 0	0 0 0 1 0	0 0 0 2 0	2 0 0 0 0	3 0 0 0 0	
Inning Stats	R: 0 E: 0 K: 0 S: 5 H: 0 LOB: 0 BB: 0 P: 7	R: 3 E: 0 K: 1 S: 21 H: 4 LOB: 2 BB: 1 P: 36	R: 1 E: 0 K: 0 S: 10 H: 2 LOB: 1 BB: 0 P: 15	R: 0 E: 0 K: 1 S: 5 H: 0 LOB: 0 BB: 0 P: 8	R: 0 E: 0 K: 0 S: 9 H: 0 LOB: 0 BB: 0 P: 12	R: 0 E: 0 K: 0 S: 12 H: 0 LOB: 0 BB: 0 P: 18	R: 2 E: 0 K: 2 S: 17 H: 3 LOB: 2 BB: 1 P: 28	R: 0 E: 0 K: 0 S: 7 H: 0 LOB: 0 BB: 0 P: 12		1B: 5 2B: 2 3B: 0 HR: 2 SF: 0 SAC: 0 DP: 0 HBP: 0				WP: 0 PB: 0 SB: 1 CS: 0 PA: 35		

livebaseballscorecards.com

AB	33
R	6
H	9
RBI	6
BB	2
SO	4
LOB	11

PITCHER		IP	WLS	BF	H	R	ER	SO	BB	IBB	HBP	BLK	WP	HR	S	P	ERA	WHIP
15 Tim Hudson, R ERA: 3.38	(1, 1)	3.0	L	16	6	4	4	1	1	0	0	0	0	1	36	58	12.00	2.333
57 Jorge Campillo, R ERA:	(4, 1)	3.0		9	0	0	0	1	0	0	0	0	0	0	26	38	0.00	0.000
30 Jeff Bennett, R ERA: 5.52	(7, 1)	1.0		7	3	2	2	2	1	0	0	0	0	1	17	28	18.00	4.000
56 Blaine Boyer, R ERA: 5.19	(8, 1)	1.0		3	0	0	0	0	0	0	0	0	0	0	7	12	0.00	0.000

PITCHER	IP	WLS	BF	H	R	ER	SO	BB	IBB	HBP	BLK	WP	HR	S	P	ERA	WHIP

Batter	1	2	3	4	5	6	7	8	9	AB	R	H	RBI	BB	SO	LOB
2 Kelly Johnson, L (1, 4) OBP: 0.302, SLG: 0.400	B B C B X 3-1 ① F8	B CU 75 X FS 81 1-0 ③ F8			X FF 88 0-0 ① B5-3	B SI 86 X FC 84 1-0 2-H HR		B FF 92 B CH 86 C FF 92 F FF 92 B CU 81 F FF 92 F FF 93 B CU 81 4-2 19 FC4-6 1-2 BB		4	1	1	2	1	0	1
19 Yunel Escobar, R (1, 6) OBP: 0.420, SLG: 0.567	C B X 1-1 10 2B 2B		B CU 75 F FF 92 B FF 91 F FF 91 X FF 92 2-2 ① G4-3		X CU 75 0-0 ② G5-3	B SI 86 B SI 86 C SI 87 X SI 87 2-1 ② G4-3		B SI 93 X FF 93 1-0 ② FC4-6 10 BB 1-2f 2-3		5	1	1	0	0	0	2
10 Chipper Jones, S (1, 5) OBP: 0.478, SLG: 0.689	X 0-0 16 2B 2-H 2B		B FF 93 B FF 92 X FF 92 2-0 HR		C FF 90 C CU 71 X FF 91 0-2 HR	B FC 84 F FC 85 X FC 84 1-1 FC4 1B		B FF 93 F FF 93 C CU 81 B CU 82 F FF 94 B FF 93 B CU 82 4-2 FC4 1-2 BB		4	3	4	3	1	0	0
Mark Teixeira, S (1, 3) OBP: 0.288, SLG: 0.390	B B C B F X 3-2 ② L4		B FS 82 B FS 81 X FF 92 2-0 ② F7		C FF 90 S CU 75 F CU 72 B FF 91 B CU 72 X CU 75 2-2 HR	B SI 86 X SI 86 1-0 ③ FC4 1-2f		S FF 93 B FF 93 B FF 93 X SI 93 2-1 ③ FC4 1-2f		5	1	1	1	0	0	5
16 Brian McCann, L (1, 2) OBP: 0.350, SLG: 0.604	B C X 1-1 2-H 2B		B FF 91 C CU 74 X CU 74 1-1 ③ G3		S FS 80 B FS 81 B FF 92 B FS 81 X FF 92 3-1 HR		F FF 91 C FF 92 C CU 81 0-3 ① K		C FF 95 X SI 96 0-1 ① G4-3	5	1	2	2	0	1	0
7 Jeff Francoeur, R (1, 9) OBP: 0.308, SLG: 0.532	B B C X 2-1 ③ F8			B FF 90 S CU 76 F FF 90 C FF 90 1-3 ① K	F FF 87 F SI 87 X CU 72 0-2 1B		X FF 93 0-0 11 G4-6-3 1B		F FF 97 X FF 96 0-1 ② F7	5	0	2	0	0	1	1
11 Mark Kotsay, L (1, 8) OBP: 0.300, SLG: 0.418 38 Buddy Carlyle, L (9, 1)		X FF 89 0-0 3B		B FS 79 X SL 83 1-0 2B	B FC 84 D CH 81 C SI 86 F SI 85 B SI 85 F SI 86 S SI 85 3-3 ③ K		X SI 91 0-0 ② ③ G4-6-3 1-2f		C SI 96 X CH 87 0-1 ③ G4-3	5 0	0 0	2 0	0 0	0 0	1 0	2 0
23 Matt Diaz, R (1, 7) OBP: 0.267, SLG: 0.333		S FF 91 S FF 90 B FF 91 S FF 92 1-3 ① K		F FF 91 2 SAFE B FF 91 2 SAFE F CU 79 F FF 90 F CU 72 B FF 93 S FF 93 2-3 ② K		F SI 87 B SI 87 C CU 72 F CU 72 X SI 88 1-2 ① G1-3		S FF 92 X CU 81 0-1 19 FC4-6 2 WP 1B		4	0	1	0	0	2	2
29 John Smoltz, R (1, 1) 5 Brayan Peña, S (6, PH) OBP: 0.375, SLG: 0.429 Will Ohman, L (6, 1) Chris Resop, R (7, 1) 8 Ruben Gotay, S (8, PH) OBP: 0.455, SLG: 0.444 46 Manny Acosta, R (8, 1) 1 Grégor Blanco, L (9, 8) OBP: 0.286, SLG: 0.333		B FF 92 C CU 76 L CU 76 B FF 94 B CU 78 L FF 91 3-3 ② K		S FF 92 B FF 93 B CU 77 F FF 93 B FF 93 X FF 89 3-2 ③ P3		B SI 87 X CH 83 1-0 2 HR 2B		C FF 89 D FF 91 S FF 92 C SI 92 1-3 ① K		2 1 0 0 1 0	0 1 0 0 0 0	0 1 0 0 0 0	0 0 0 0 0 0	0 0 0 0 1 0	1 0 0 0 1 0	2 0 0 0 1 0
Inning Stats	R: 2 E: 0 K: 0 S: 12 H: 3 LOB: 1 BB: 0 P: 22	R: 0 E: 0 K: 2 S: 8 H: 1 LOB: 1 BB: 0 P: 13	R: 1 E: 0 K: 0 S: 7 H: 1 LOB: 0 BB: 0 P: 14	R: 0 E: 0 K: 2 S: 12 H: 1 LOB: 1 BB: 0 P: 19	R: 3 E: 0 K: 1 S: 18 H: 4 LOB: 1 BB: 0 P: 26	R: 2 E: 0 K: 0 S: 11 H: 3 LOB: 1 BB: 0 P: 18	R: 0 E: 0 K: 1 S: 5 H: 1 LOB: 0 BB: 0 P: 5	R: 0 E: 0 K: 1 S: 15 H: 1 LOB: 3 BB: 2 P: 27	R: 0 E: 0 K: 0 S: 6 H: 0 LOB: 0 BB: 0 P: 6	1B: 4 2B: 5 3B: 1 HR: 5		SF: 0 SAC: 0 DP: 1 HBP: 0				

PITCHER		IP	WLS	BF	H	R	ER	SO	BB	IBB	HBP	BLK	WP	HR	S	P	ERA	WHIP
47 Ricky Nolasco, R ERA: 6.46	(1, 1)	4.2	L	23	9	6	6	4	0	0	0	0	0	4	50	84	11.57	1.929
48 Lee Gardner, R ERA: 10.8	(5, 1)	1.1		8	4	2	2	1	0	0	0	0	0	1	18	28	13.50	3.000
19 Logan Kensing, R ERA: 1.5	(7, 1)	2.0		9	2	0	0	2	2	0	0	0	1	0	20	32	0.00	2.000
22 Matt Lindstrom, R ERA: 4.5	(9, 1)	1.0		3	0	0	0	0	0	0	0	0	0	0	6	6	0.00	0.000

PITCHER	IP	WLS	BF	H	R	ER	SO	BB	IBB	HBP	BLK	WP	HR	S	P	ERA	WHIP

TOP

Atlanta Braves @ Florida Marlins

Dolphin Stadium, Miami, FL

Thu Apr 17 2008, 7:10 PM EDT

Att. 11,237 - Partly Cloudy - 73 F

livebaseballscorecards.com

AB	41
R	8
H	15
RBI	8
BB	2
SO	7
LOB	16

WP: 1	PA: 43
PB: 0	
SB: 0	
CS: 0	

BOTTOM

Atlanta Braves @ Florida Marlins

Dolphin Stadium, Miami, FL

Thu Apr 17 2008, 7:10 PM EDT

Att. 11,237 - Partly Cloudy - 73 F

livebaseballscorecards.com

Batter	1	2	3	4	5	6	7	8	9	AB	R	H	RBI	BB	SO	LOB
2 Hanley Ramirez, R (1, 6) OBP: 0.448, SLG: 0.593	C C S 0-3 ① K		S SL 83 B SL 86 C FF 92 X SL 86 1-2 11 E 1B		B FF 90 S FF 91 B FF 90 F FF 90 F FF 90 S SL 82 2-3 ② K			B FF 94 B CH 92 B FF 92 C FF 93 F FF 93 C SL 79 3-3 ① K		4	0	1	0	0	3	0
11 Robert Andino, R (1, 4) OBP: 0.313, SLG: 0.667	C S B S 1-3 ② K		1 SAFE M SL 85 C FF 92 S SL 86 0-3 ① K 1-2		F FS 89 F FS 89 S SL 84 0-3 ③ K			B SL 80 B CH 86 B FF 94 B FF 94 4-0 FC6-4 BB		3	0	0	0	1	3	1
Luis Gonzalez, L (1, 9) OBP: 0.294, SLG: 0.467 (9, 7)	S B B C S 2-3 ③ K		B FF 92 F FS 88 F SL 87 F SL 85 S FS 87 1-3 ② K			C FF 89 C FF 88 B SL 82 F FF 89 B FF 88 F SL 80 B SL 80 S FF 88 3-3 ① K		C SI 93 X CH 86 0-1 ② FC6-4 1-2f		4	0	0	0	0	3	2
14 Josh Willingham, R (1, 7) OBP: 0.355, SLG: 0.518 22 Matt Lindstrom, R (9, 1)		C SL 84 B FF 92 X SL 85 1-1 2B 1B	B FF 92 S SL 86 B FF 92 C X 2-2 ③ G6-3			C FF 87 C SI 89 B SL 80 B SL 81 F FF 88 C FF 89 2-3 ② K		F SI 94 B CH 86 F CH 85 X FF 96 1-2 ③ F9		4	0	1	0	0	1	2
Mike Jacobs, L (1, 3) OBP: 0.339, SLG: 0.702 19 Logan Kensing, R (7, 1) 12 Cody Ross, R (9, 9) OBP: 0.231, SLG: 0.280		X FF 92 0-0 1-3 2B		B FS 82 C FF 91 B SL 85 B FS 83 C SI 92 S SL 83 3-3 ① K		X SL 80 0-0 ③ G3-1			S FF 89 B FF 90 S SL 85 C FF 90 1-3 ① K	3 0 1	0 0 0	1 0 0	0 0 0	0 0 0	1 0 1	0 0 0
3 Jorge Cantu, R (1, 5) OBP: 0.333, SLG: 0.404		S SL 87 S SL 87 F SL 87 B SL 86 B SL 86 F SL 86 F SL 85 S SL 86 2-3 ① K	B FF 91 B FF 92 F FF 92 B SL 83 B FF 92 4-1 20 FC1-6 BB				B SI 96 B SI 96 F SI 95 S FF 95 B FF 96 F SI 94 B SI 95 4-2 4 G4-3 BB		C FF 91 X FF 92 0-1 ② G5-6-3	2	0	0	0	2	1	2
20 Matt Treanor, R (1, 2) OBP: 0.265, SLG: 0.250		F FF 92 C SL 87 S SL 85 0-3 ② K	C SL 85 C FF 91 X SL 82 0-2 ② FC1-6 1-2f				B SI 93 B SI 93 C FF 94 F FF 93 F FF 94 C SI 93 2-3 ① K		S FF 89 B SL 85 X FF 90 1-1 ③ F8	4	0	0	0	0	2	4
4 Alfredo Amezaga, S (1, 8) OBP: 0.455, SLG: 0.441		I IN 63 I IN 73 I IN 76 I IN 74 4-0 IBB	B SI 91 X SI 90 1-0 ③ G6-3				B SI 94 F FF 94 C CU 77 B FF 95 X CU 78 2-2 ② G4-3 1-2			2	0	0	0	1	0	2
47 Ricky Nolasco, R (1, 1) OBP: 0.250, SLG: 0.250 48 Lee Gardner, R (5, 1) 18 Wes Helms, R (7, 3)		F FF 91 B FF 93 X SL 84 1-1 ③ P4			C FS 87 B FS 88 B FS 88 F FS 88 X SL 82 2-2 ① G6-3		C FF 94 B CU 79 S SI 96 S FF 96 1-3 ③ K			1 1 1	0 0 0	0 0 0	0 0 0	0 0 1	0 0 1	3 0 1
Inning Stats	R: 0 E: 0 K: 3 S: 9 H: 0 LOB: 0 BB: 0 P: 12	R: 0 E: 0 K: 2 S: 14 H: 2 LOB: 3 BB: 1 P: 22	R: 0 E: 1 K: 2 S: 13 H: 1 LOB: 1 BB: 0 P: 17	R: 0 E: 0 K: 1 S: 8 H: 0 LOB: 1 BB: 1 P: 16	R: 0 E: 0 K: 2 S: 10 H: 0 LOB: 0 BB: 0 P: 14	R: 0 E: 0 K: 2 S: 10 H: 0 LOB: 0 BB: 0 P: 15	R: 0 E: 0 K: 2 S: 13 H: 0 LOB: 1 BB: 1 P: 22	R: 0 E: 0 K: 1 S: 8 H: 0 LOB: 1 BB: 1 P: 16	R: 0 E: 0 K: 1 S: 7 H: 0 LOB: 0 BB: 0 P: 9	1B: 2 2B: 1 3B: 0 HR: 0 SF: 0 SAC: 0 DP: 0 HBP: 0						WP: 0 PB: 0 SB: 0 CS: 0 PA: 34	

	AB	30
	R	0
	H	3
	RBI	0
	BB	4
	SO	16
	LOB	17

PITCHER		IP	WLS	BF	H	R	ER	SO	BB	IBB	HBP	BLK	WP	HR	S	P	ERA	WHIP
29 John Smoltz, R ERA: 0.56	(1, 1)	5.0	W	20	3	0	0	10	1	1	0	0	0	0	54	81	0.00	0.800
Will Ohman, L ERA: 1.69	(6, 1)	1.0		3	0	0	0	2	0	0	0	0	0	0	10	15	0.00	0.000
Chris Resop, R ERA: 9.45	(7, 1)	1.0		4	0	0	0	2	1	0	0	0	0	0	13	22	0.00	1.000
46 Manny Acosta, R ERA: 6.0	(8, 1)	1.0		4	0	0	0	1	1	0	0	0	0	0	8	16	0.00	1.000
38 Buddy Carlyle, R ERA:	(9, 1)	1.0		3	0	0	0	1	0	0	0	0	0	0	7	9	0.00	0.000

PITCHER	IP	WLS	BF	H	R	ER	SO	BB	IBB	HBP	BLK	WP	HR	S	P	ERA	WHIP

Los Angeles Dodgers @ Atlanta Braves

Turner Field, Atlanta, GA

Fri Apr 18 2008, 7:30 PM EDT

Att. 38,250 - Cloudy - 72 F

TOP

livebaseballscorecards.com

Batter	1	2	3	4	5	6	7	8	9	AB	R	H	RBI	BB	SO	LOB
15 Rafael Furcal, S (1, 6) OBP: 0.500, SLG: 0.694	B FF 92 C SI 92 B CU 82 B SI 93 F FF 92 B SI 92 4-2 12 HBP 27 E BB	C SL 82 B SL 84 F SI 91 X FF 92 1-2 ③ P6			C CU 78 X FF 91 0-1 2B		C FF 93 B CH 82 S SL 88 B FF 94 X SL 86 2-2 ② F7			3	0	1	0	1	0	2
27 Matt Kemp, R (1, 9) OBP: 0.304, SLG: 0.444	1 SAFE B SI 92 1 SAFE F FF 92 S FF 92 1 SAFE X SI 92 1-2 FC5 12 HBP 1-2	B FF 91 T FF 91 C CU 82 X SI 91 1-2 ① G6-3			B SL 81 F SI 91 B SI 90 B CU 81 C SI 90 B SL 83 4-2 BB		C FF 94 C FF 96 D CU 78 B FF 96 S FF 94 2-3 ③ K 2-3			3	0	0	0	1	1	2
16 Andre Ethier, L (1, 7) OBP: 0.323, SLG: 0.482	X SI 92 0-0 ① L7	B SL 84 C CU 81 X SI 92 1-1 ② G4-3			B FF 91 C SL 82 B FF 91 C FF 91 F FF 92 F SL 82 S SL 84 2-3 ③ K			X FF 93 0-0 ① F7		4	0	0	0	0	1	4
12 Jeff Kent, R (1, 4) OBP: 0.333, SLG: 0.528	F FF 92 B FF 92 S SI 93 D SL 88 H SI 94 3-2 1-2 2-3 HBP	B FF 92 C SL 81 B SI 92 F FF 93 F SI 92 C CU 83 2-3 ③ K				B FF 89 X FF 89 1-0 7 G1-6-3 1B		C FF 94 F FF 94 X CU 75 0-2 ② G6-3		3	0	1	0	0	1	0
7 James Loney, L (1, 3) OBP: 0.382, SLG: 0.508	B SI 93 B SI 93 C FF 92 F SI 92 S FF 93 2-3 ② K			B SL 82 F SI 91 B CH 85 F SI 92 X CH 86 2-2 ① F8		C FF 89 F SI 89 X SL 82 1-1 ①② G1-6-3 1-2f		B FF 94 B FF 93 C FF 92 F FF 92 X CU 74 2-2 ③ G3		4	0	0	0	0	1	4
55 Russell Martin, R (1, 2) OBP: 0.308, SLG: 0.286	B SI 88 B SI 93 X FF 93 2-0 ③ F7			C SL 81 B CU 83 B CH 86 F FF 90 S FF 92 B FF 91 4-2 25 CS BB		S SL 83 B SL 83 C SL 80 B FF 91 X SL 82 2-2 ③ L7			B FF 95 C FF 94 C SL 80 B SL 81 B SI 95 X FF 95 3-2 ① G6-3	3	0	0	0	1	0	3
25 Andruw Jones, R (1, 8) OBP: 0.274, SLG: 0.259		F FF 92 F SI 93 C SL 84 0-3 ① K		1 SAFE C SL 82 B SL 82 B CH 83 F FF 92 S FF 93 2-3 ②③ K 1-2			F FF 92 B SL 88 S SL 86 B FF 93 B SL 88 B FF 92 4-2 9 BLK 9 E BB		C FF 96 X FF 95 0-1 2B	3	1	1	0	1	2	1
5 Nomar Garciaparra, R (1, 5) OBP: 0.375, SLG: 0.167		B SL 86 S FF 93 B FF 93 X SL 85 2-1 ② G5-3			B CU 80 F SI 89 B CH 84 F FF 90 B SL 84 X FF 92 3-2 ① G6-3		F FF 93 F FF 93 X FF 91 0-2 ① F8		B SL 82 X SI 95 1-0 ② G6-3	4	0	0	0	0	0	2
Derek Lowe, R (1, 1) OBP: 0.300, SLG: 0.300 56 Hung-Chih Kuo, L (5, 1) OBP: 0.500, SLG: 0.500 45 Scott Proctor, R (6, 1) 9 Juan Pierre, L (7, PH) OBP: 0.324, SLG: 0.364 Chan Ho Park, R (7, 1) 21 Mark Sweeney, L (9, PH) OBP: 0.154, SLG: 0.083		B FF 92 B FF 91 C FF 91 X FF 91 2-1 1B			B FF 90 C FF 91 X SL 81 1-1 ② F8		B FF 93 F FF 91 X FF 93 1-1 E4 27 S 1-H 1B		F SI 96 B CH 88 S CH 88 B SL 84 B CH 88 C SL 82 3-3 ③ K	2 0 0 1 0 1	0 0 0 0 0 0	1 0 0 1 0 0	0 0 0 1 0 0	0 0 0 0 0 0	0 0 0 0 0 0	0 0 0 0 0 0
Inning Stats	R: 0 E: 1 K: 1 S: 12 H: 0 LOB: 3 BB: 1 P: 24	R: 0 E: 0 K: 1 S: 10 H: 1 LOB: 1 BB: 0 P: 15	R: 0 E: 0 K: 1 S: 9 H: 0 LOB: 0 BB: 0 P: 13	R: 0 E: 0 K: 1 S: 8 H: 0 LOB: 0 BB: 1 P: 16	R: 0 E: 0 K: 1 S: 14 H: 1 LOB: 2 BB: 1 P: 24	R: 0 E: 0 K: 0 S: 6 H: 1 LOB: 0 BB: 0 P: 10	R: 1 E: 1 K: 1 S: 13 H: 1 LOB: 1 BB: 1 P: 22	R: 0 E: 0 K: 0 S: 7 H: 0 LOB: 0 BB: 0 P: 9	R: 0 E: 0 K: 1 S: 9 H: 1 LOB: 1 BB: 0 P: 16	1B: 3 2B: 2 3B: 0 HR: 0 SF: 0 SAC: 0 DP: 1 HBP: 1						

AB	31
R	1
H	5
RBI	1
BB	4
SO	7
LOB	19

WP: 0 PA: 36
PB: 0
SB: 1
CS: 1

PITCHER		IP	WLS	BF	H	R	ER	SO	BB	IBB	HBP	BLK	WP	HR	S	P	ERA	WHIP
30 Jeff Bennett, R ERA: 4.19	(1, 1)	4.2		20	2	0	0	4	3	0	1	0	0	0	48	85	0.00	1.071
Will Ohman, L ERA: 1.35	(5, 1)	1.1	W	4	1	0	0	1	0	0	0	0	0	0	11	17	0.00	0.750
38 Buddy Carlyle, R ERA: 4.5	(7, 1)	0.2		4	1	1	1	0	1	0	0	1	0	0	10	17	13.50	3.000
56 Blaine Boyer, R ERA: 4.5	(7, 1)	1.1		4	0	0	0	1	0	0	0	0	0	0	10	14	0.00	0.000
46 Manny Acosta, R ERA: 5.14	(9, 1)	1.0		4	1	0	0	1	0	0	0	0	0	0	9	16	0.00	1.000

PITCHER	IP	WLS	BF	H	R	ER	SO	BB	IBB	HBP	BLK	WP	HR	S	P	ERA	WHIP

Los Angeles Dodgers @ Atlanta Braves

Turner Field, Atlanta, GA

Fri Apr 18 2008, 7:30 PM EDT

Att. 38,250 - Cloudy - 72 F

livebaseballscorecards.com

Batter	1	2	3	4	5	6	7	8	9	AB	R	H	RBI	BB	SO	LOB
2 Kelly Johnson, L (1, 4) OBP: 0.293, SLG: 0.370	C SI 90 B SL 82 C SI 90 F SL 83 B FC 84 F SI 90 X SI 91 2-2 ① G6-3	C FC 84 X SI 91 0-1 ③ G4-1			S CH 84 B CH 85 F SL 82 B SI 89 B SI 90 F SL 84 B SI 89 4-2 19 E 19 S 10 HR BB	F FF 94 X CU 76 0-1 ② G6-3		C FF 88 F CH 84 F SI 92 B CU 78 X SL 85 1-2 ① F9		4	1	0	0	1	0	2
19 Yunel Escobar, R (1, 6) OBP: 0.419, SLG: 0.547	C SI 90 S SI 92 B FC 85 X SI 91 1-2 ② G1-3		B SI 89 X SI 90 1-0 10 G4-6-3 1B		1 SAFE B SI 90 S SI 90 C SL 83 B SI 91 D CH 86 B FC 84 4-2 10 HR 1-3 BB	F SL 85 F FF 95 B FF 96 B SL 83 F SL 85 F FF 94 C FF 95 2-3 ③ K		B CU 78 C SI 93 X SL 85 1-1 ② G1-3		4	1	1	0	1	1	0
10 Chipper Jones, S (1, 5) OBP: 0.486, SLG: 0.773	B FC 84 C SI 92 C SI 91 F SI 90 B SI 92 B SL 84 T SI 92 3-2 ③ K		B SI 90 T SL 84 B SL 83 X CH 86 2-1 ① ② G4-6-3 1-2f		X CH 86 0-0 1-H 3-H HR		B CU 78 X FF 91 1-0 HR	B FF 92 X SL 86 1-0 1B		5	2	3	4	0	1	1
Mark Teixeira, S (1, 3) OBP: 0.282, SLG: 0.375		C SI 89 B CH 86 C SL 83 F SL 84 X SI 87 1-2 E4 16 2B 7 1B	X SI 91 0-0 ③ G4-3		C SL 84 B SI 87 B SI 90 F FC 84 B SI 90 X SI 91 3-2 ① G4-3		B FF 90 B SL 84 C CU 80 X FF 92 2-1 16 FC5-4 1B	B CU 76 F CH 84 X SI 93 1-1 ③ L7		5	1	1	0	0	0	1
16 Brian McCann, L (1, 2) OBP: 0.359, SLG: 0.614		C SI 90 B FC 85 X SI 90 1-1 11 G4-6-3 1 1B 1-3 2B		B SI 89 B SL 83 F CH 85 F SI 90 F SI 90 X FC 84 2-2 ① G4-3	X SI 91 0-0 7 PB 1B		C SL 84 B FF 92 C CU 76 X SI 93 1-2 ① FC5-4 1 BB 11 BB 1-2f			4	1	2	0	0	0	1
7 Jeff Francoeur, R (1, 9) OBP: 0.319, SLG: 0.523		D SI 91 B SI 92 B SI 91 X SI 91 3-0 11 G4-6-3 1B 3-H		F SI 91 S FC 85 X FC 85 0-2 ② G1-3	C SI 90 B SI 89 F SI 89 F SL 84 B SI 89 D FC 85 F SL 84 B SI 90 4-2 1-2 BB		C CU 78 C SI 94 X SL 85 0-2 ② P4			3	0	1	1	1	0	1
11 Mark Kotsay, L (1, 8) OBP: 0.313, SLG: 0.414		S SL 84 B SI 92 B SI 92 X FC 84 2-1 ① ② G4-6-3 1-2f 2-3		X SI 91 0-0 1 1B 1B	X FF 93 0-0 ② F7		S CU 75 B SI 92 B CU 75 B SL 87 B SI 93 4-1 1 BB 1-2 BB			3	0	1	0	1	0	4
1 Grégor Blanco, L (1, 7) OBP: 0.455, SLG: 0.444		B SI 91 B SL 84 C SL 84 B SL 82 X CH 86 3-1 30 BB 1B 3-H		X SI 90 0-0 1-3 1B	B FF 94 C FF 93 C FF 95 B SL 86 S FF 94 2-3 ③ K		S CU 76 B CU 79 B SL 86 B SI 92 S FF 93 B SI 93 4-2 1-2 2-3 BB			3	0	2	1	1	1	2
30 Jeff Bennett, R (1, 1) Will Ohman, L (5, 1) 14 Martín Prado, R (6, PH) OBP: 0.364, SLG: 0.389 38 Buddy Carlyle, L (7, 1) 56 Blaine Boyer, R (7, 1) 46 Manny Acosta, R (9, 1)		B SI 91 C SI 90 B SI 91 S SI 91 B SI 91 B SI 92 4-2 1-2 BB		B SI 91 S SI 91 B SI 91 B SI 90 C SI 91 F SI 91 C SI 91 3-3 ③ K		F FF 93 B SL 83 C FF 94 X FF 95 1-2 ① G6-3	B FF 93 B FF 92 C FF 91 C FF 92 F FF 93 F SL 86 X FF 91 2-2 ③ G6-3			1 0 1 0 1 0	0 0 0 0 0 0	0 0 0 0 0 0	0 0 0 0 0 0	1 0 0 0 0 0	1 0 0 0 0 3	2 0 0 0 0 0
Inning Stats	R: 0 E: 0 K: 1 S: 12 H: 0 LOB: 0 BB: 0 P: 18	R: 2 E: 1 K: 0 S: 15 H: 3 LOB: 2 BB: 1 P: 29	R: 0 E: 0 K: 0 S: 4 H: 1 LOB: 0 BB: 0 P: 7	R: 0 E: 0 K: 1 S: 13 H: 2 LOB: 2 BB: 0 P: 18	R: 3 E: 0 K: 1 S: 18 H: 2 LOB: 2 BB: 3 P: 35	R: 0 E: 0 K: 1 S: 10 H: 0 LOB: 0 BB: 0 P: 13	R: 1 E: 0 K: 0 S: 17 H: 2 LOB: 3 BB: 2 P: 31	R: 0 E: 0 K: 0 S: 9 H: 1 LOB: 1 BB: 0 P: 13		1B: 8 2B: 1 3B: 0 HR: 2	SF: 0 SAC: 0 DP: 2 HBP: 0		WP: 0 PB: 1 SB: 1 CS: 0	PA: 40		

PITCHER		IP	WLS	BF	H	R	ER	SO	BB	IBB	HBP	BLK	WP	HR	S	P	ERA	WHIP
Derek Lowe, R ERA: 2.59	(1, 1)	4.1	L	24	8	5	3	2	4	0	0	0	0	1	58	101	6.23	2.769
56 Hung-Chih Kuo, L ERA: 0.79	(5, 1)	0.2		2	0	0	0	1	0	0	0	0	0	0	4	6	0.00	0.000
45 Scott Proctor, R ERA: 5.68	(6, 1)	1.0		3	0	0	0	1	0	0	0	0	0	0	10	13	0.00	0.000
Chan Ho Park, R ERA: 2.25	(7, 1)	2.0		11	3	1	1	0	2	0	0	0	0	1	26	44	4.50	2.500

PITCHER	IP	WLS	BF	H	R	ER	SO	BB	IBB	HBP	BLK	WP	HR	S	P	ERA	WHIP

AB	34
R	6
H	11
RBI	6
BB	6
SO	4
LOB	17

Batter	1	2	3	4	5	6	7	8	9	AB	R	H	RBI	BB	SO	LOB
15 Rafael Furcal, S (1, 6) OBP: 0.500, SLG: 0.682	L B C X 1-2 1B		C FF 87 B CH 78 X CH 78 1-1 ① ② G5-4-3 1-2f		X FF 87 0-0 ③ L4			X FF 93 0-0 27 G5-4-3 1B		4	0	2	0	0	0	2
16 Andre Ethier, L (1, 7) OBP: 0.319, SLG: 0.467	B 1 SAFE S F F X 1-2 ① P6		B FF 88 B CH 79 B SL 79 C FF 87 S FF 88 F FF 88 X FF 89 3-2 ③ F7			C FF 86 B CH 77 B CH 76 B FF 88 X 3-1 27 FC5-4 1B		C FF 93 1 SAFE B FF 93 B CH 82 F FF 93 F CU 75 S CH 83 2-3 ① K		4	0	1	0	0	1	2
27 Matt Kemp, R (1, 9) OBP: 0.300, SLG: 0.449	C S F F B FF 90 S CH 79 1-3 ② K			B CH 79 X FF 87 1-0 12 F9 2B		C FF 86 C SL 82 X SL 83 0-2 ① FC5-4 1-2f		B CU 74 1 SAFE S FF 94 B FF 93 S FF 92 F FF 94 B CU 75 X FF 92 3-2 ② ③ G5-4-3 1-2f		4	0	1	0	0	1	3
12 Jeff Kent, R (1, 4) OBP: 0.328, SLG: 0.509	B FF 89 1 SAFE X FF 88 1-0 ③ F9			B FF 88 B FF 87 X FF 87 2-0 ① F9 2-3		B FF 87 B SL 81 C SL 82 F CH 78 X CU 72 2-2 ② F7			B FF 94 X FF 93 1-0 7 G6-3 1B	4	0	1	0	0	0	3
7 James Loney, L (1, 3) OBP: 0.361, SLG: 0.476		B FF 87 C SL 78 B FF 87 S FF 88 S FF 90 2-3 ① K		B CH 79 B CH 78 X FF 87 2-0 ② P4		C SI 86 F CH 75 1 SAFE C CU 72 0-3 ③ K			F FF 93 F CH 85 B SL 82 F CH 85 X FF 94 1-2 ① ② G6-3 1-2f	4	0	0	0	0	2	3
5 Nomar Garciaparra, R (1, 5) OBP: 0.250, SLG: 0.100		X SL 81 0-0 ② F7		B FF 89 X CH 79 1-0 ③ P4			C SL 82 X SL 83 0-1 ① F7		B FF 94 F SL 81 X SL 82 1-1 ③ G1-3	4	0	0	0	0	0	1
25 Andruw Jones, R (1, 8) OBP: 0.308, SLG: 0.327		F FF 89 F CH 79 B CH 80 B CH 80 F FF 89 B CH 79 F FF 89 X FF 89 3-2 HR			B FF 87 B CH 76 B FF 87 B FF 86 4-0 58 SH1-4 BB		S SL 84 B FC 83 B CU 72 B CH 76 B FF 87 4-1 9 FC4 BB			1	1	1	1	2	0	0
26 Gary Bennett, R (1, 2) 9 Juan Pierre, L (7, PH) OBP: 0.314, SLG: 0.353 21 Esteban Loaiza, R (7, 1)		X FF 88 0-0 ③ F7			B FF 86 C FF 86 X CH 77 1-1 ① P4		B SI 85 C FF 85 X CH 75 1-1 ② FC4 55 FC4 1-2f			2 1 0	0 0 0	0 0 0	0 0 0	0 0 0	0 0 0	1 1 0
58 Chad Billingsley, R (1, 1) OBP: 0.333, SLG: 0.333 Joe Beimel, L (6, 1) 55 Russell Martin, R (7, PH) OBP: 0.303, SLG: 0.281 (7, 2)			C FF 85 B CH 78 B FF 85 X FF 86 2-1 15 G5-4-3 1B		F FF 85 B FF 87 C FF 85 B X FF 86 2-2 ② SH1-4 1-2		1 SAFE C SL 82 B SL 82 C CH 76 X CU 72 1-2 ③ FC4 1-2f			1 0 1	0 0 0	1 0 0	0 0 0	0 0 0	0 0 0	0 0 1
Inning Stats	R: 0 E: 0 K: 1 S: 13 H: 1 LOB: 1 BB: 0 P: 17	R: 1 E: 0 K: 1 S: 10 H: 1 LOB: 0 BB: 0 P: 15	R: 0 E: 0 K: 0 S: 8 H: 1 LOB: 0 BB: 0 P: 14	R: 0 E: 0 K: 0 S: 4 H: 1 LOB: 1 BB: 0 P: 10	R: 0 E: 0 K: 0 S: 6 H: 0 LOB: 1 BB: 1 P: 13	R: 0 E: 0 K: 1 S: 11 H: 1 LOB: 1 BB: 0 P: 16	R: 0 E: 0 K: 0 S: 8 H: 0 LOB: 1 BB: 1 P: 14	R: 0 E: 0 K: 1 S: 9 H: 1 LOB: 0 BB: 0 P: 14	R: 0 E: 0 K: 0 S: 7 H: 1 LOB: 0 BB: 0 P: 10	1B: 5 2B: 1 3B: 0 HR: 1 SF: 0 SAC: 1 DP: 3 HBP: 0						

TOP

Los Angeles Dodgers @ Atlanta Braves

Turner Field, Atlanta, GA

Sat Apr 19 2008, 3:55 PM EDT

Att. 40,451 - Partly Cloudy - 71 F

livebaseballscorecards.com

AB	30
R	1
H	7
RBI	1
BB	2
SO	4
LOB	17

PITCHER		IP	WLS	BF	H	R	ER	SO	BB	IBB	HBP	BLK	WP	HR	S	P	ERA	WHIP
36 Chuck James, L ERA: 7.88	(1, 1)	5.0	W	19	4	1	1	2	1	0	0	0	0	1	41	69	1.80	1.000
57 Jorge Campillo, R ERA:	(6, 1)	2.0	H	8	1	0	0	1	1	0	0	0	0	0	19	30	0.00	1.000
56 Blaine Boyer, R ERA: 4.09	(8, 1)	1.0	H	3	1	0	0	1	0	0	0	0	0	0	9	14	0.00	1.000
46 Manny Acosta, R ERA: 4.5	(9, 1)	1.0	S	3	1	0	0	0	0	0	0	0	0	0	7	10	0.00	1.000

PITCHER	IP	WLS	BF	H	R	ER	SO	BB	IBB	HBP	BLK	WP	HR	S	P	ERA	WHIP

Batter	1	2	3	4	5	6	7	8	9	AB	R	H	RBI	BB	SO	LOB
2 Kelly Johnson, L (1, 4) OBP: 0.302, SLG: 0.351	C FF 93 C SI 91 B FF 94 S SL 78 1-3 K ①		B SL 92 B CH 85 B FF 95 C FF 94 B FF 94 4-1 10 1B BB		F SI 94 B CH 85 B SI 87 B SI 94 B SI 94 4-1 10 BB 19 1B 1B BB	1 SAFE F FF 90 F FF 91 X FF 91 0-2 P6 ②		X SI 86 0-0 FC6-4 1-2f ③		3	1	0	0	2	1	3
19 Yunel Escobar, R (1, 6) OBP: 0.410, SLG: 0.529	C FF 95 F SL 78 F FF 94 B FF 96 C FF 94 1-3 K ②		B SL 77 F FF 90 F FF 94 T FC 89 1-2 K ②		B SI 93 B SI 95 X FC 88 2-0 10 BB 1-2 1B 1B	F FF 88 1 SAFE 1 SAFE B SI 87 X FF 90 1-1 G4-3 ③				4	1	1	0	0	2	2
10 Chipper Jones, S (1, 5) OBP: 0.487, SLG: 0.754	X FF 94 0-0 F8 ③		F FF 95 C FF 94 1 SAFE B FF 95 X FC 88 1-2 1-3 1B		B SL 81 B SI 93 F SL 80 S SI 94 F SL 81 F FF 96 B FF 95 B FC 89 4-2 16 BB 7 G5-3 1B 1-2 2-3 BB		C FC 83 F CH 78 B SI 86 B FC 83 B FC 84 X SI 87 3-2 F7 ①			3	1	1	0	1	0	0
Mark Teixeira, S (1, 3) OBP: 0.293, SLG: 0.397		B FF 94 C SI 92 B SL 78 X SI 91 2-1 16 G3-1 2B	B SL 79 X FF 95 1-0 G4-1 ③		D SL 81 C SI 94 B FF 95 B SL 80 X SI 94 3-1 7 G5-3 16 BB 11 1B 1-2 2-H 3-H 1B		C SI 85 S CH 78 B SI 86 X FF 83 1-2 P6 ②			4	1	2	2	0	0	2
16 Brian McCann, L (1, 2) OBP: 0.353, SLG: 0.583		X SI 94 0-0 G3-1 ① 2-3		S SL 78 C SI 91 S SL 80 0-3 K ①	B CH 84 B SI 93 B FF 94 F FF 92 B SI 92 4-1 7 G5-3 11 1B 1-2 2-3 BB		C SI 87 X CH 78 0-1 G6-3 ③			3	0	0	0	1	1	1
7 Jeff Francoeur, R (1, 9) OBP: 0.301, SLG: 0.493		B FC 89 X FC 87 1-0 G1-3 ②		B SI 93 B SI 93 C FF 88 S SL 79 B SL 79 F SL 80 S FC 89 3-3 K ②	C FC 89 X SL 78 0-1 G5-3 ② 1-2 2-3 3-H			F FF 82 X CH 76 0-1 E5 8 F8 1 1B		4	0	0	1	0	1	3
11 Mark Kotsay, L (1, 8) OBP: 0.338, SLG: 0.426		B SL 78 B FF 94 B SL 79 C FF 94 C SL 78 B FC 87 4-2 BB		X CH 80 0-0 1B	C SI 93 X SL 78 0-1 2-H 3-H 1B ③			B FC 82 X CH 76 1-0 F7 ①		3	0	2	1	1	0	1
1 Grégor Blanco, L (1, 7) OBP: 0.467, SLG: 0.462		B SL 77 B FF 95 C FF 94 F SL 78 B FF 95 S FF 95 3-3 K ③		P C FF 95 B SI 92 F SL 80 S FF 94 2-3 K ③		L FF 90 C FF 92 F SL 76 F FF 92 F SI 88 B SI 88 X SL 76 1-2 1B		B FF 82 X CH 76 1-0 2 FC6-4 1-2 1B		4	0	2	0	0	2	3
36 Chuck James, L (1, 1) 5 Brayan Peña, S (5, PH) OBP: 0.333, SLG: 0.375 57 Jorge Campillo, R (6, 1) 56 Blaine Boyer, R (8, 1) 8 Ruben Gotay, S (8, PH) OBP: 0.417, SLG: 0.400 46 Manny Acosta, R (9, 1)			C SL 78 B SL 80 F FF 94 S SL 78 1-3 K ①		S SL 78 B SL 81 F FF 95 F FF 94 S SL 81 1-3 K ①	1 SAFE B SI 86 1 SAFE L SI 87 L FF 89 L FF 91 1-3 K ①		B FF 83 B FF 83 F FF 86 S SI 87 X SI 89 2-2 F8 ② 2-3		1 1 1 0 1 0	0 0 0 0 0 0	0 0 0 0 0 0	0 0 0 0 0 0	1 1 1 1 0 0	0 0 0 0 2 0	0 0 1 0 0 0
Inning Stats	R: 0 E: 0 K: 2 S: 8 H: 0 LOB: 0 BB: 0 P: 10	R: 0 E: 0 K: 1 S: 9 H: 1 LOB: 2 BB: 1 P: 19	R: 0 E: 0 K: 2 S: 11 H: 1 LOB: 2 BB: 1 P: 19	R: 0 E: 0 K: 3 S: 12 H: 1 LOB: 1 BB: 0 P: 16	R: 4 E: 0 K: 1 S: 17 H: 3 LOB: 2 BB: 3 P: 35	R: 0 E: 0 K: 1 S: 14 H: 1 LOB: 1 BB: 0 P: 17	R: 0 E: 0 K: 0 S: 8 H: 0 LOB: 0 BB: 0 P: 12	R: 0 E: 1 K: 0 S: 8 H: 1 LOB: 2 BB: 0 P: 12		1B: 7 2B: 1 3B: 0 HR: 0 SF: 0 SAC: 0 DP: 0 HBP: 0		WP: 0 PB: 0 SB: 0 CS: 0 PA: 37			

PITCHER		IP	WLS	BF	H	R	ER	SO	BB	IBB	HBP	BLK	WP	HR	S	P	ERA	WHIP
58 Chad Billingsley, R ERA: 6.14	(1, 1)	5.0	L	25	6	4	4	9	5	0	0	0	0	0	57	99	7.20	2.200
Joe Beimel, L ERA: 1.35	(6, 1)	1.0		4	1	0	0	1	0	0	0	0	0	0	14	17	0.00	1.000
21 Esteban Loaiza, R ERA: 3.95	(7, 1)	2.0		8	1	0	0	0	0	0	0	0	0	0	16	24	0.00	0.500

PITCHER	IP	WLS	BF	H	R	ER	SO	BB	IBB	HBP	BLK	WP	HR	S	P	ERA	WHIP

BOTTOM

Los Angeles Dodgers @ Atlanta Braves

Turner Field, Atlanta, GA

Sat Apr 19 2008, 3:55 PM EDT
Att. 40,451 - Partly Cloudy - 71 F

livebaseballscorecards.com

AB	32
R	4
H	8
RBI	4
BB	5
SO	10
LOB	18

Batter	1	2	3	4	5	6	7	8	9	AB	R	H	RBI	BB	SO	LOB
15 Rafael Furcal, S (1, 6) OBP: 0.494, SLG: 0.652	B FF 93 B SI 93 B SI 92 C SI 92 F SI 92 B SI 92 4-2 7 G4-3 9 S BB		X CH 83 0-0 ① P6		X CH 84 0-0 ② FC4-6 9 S 1-2f		D SI 90 C CH 83 B CH 83 B SI 91 C SI 92 F SI 93 X SI 92 3-2 ③ G4-3		B FF 91 F FF 90 B CH 82 B FF 91 B FF 91 4-2 1-2 BB	3	0	0	0	2	0	2
9 Juan Pierre, L (1, 7) OBP: 0.300, SLG: 0.333	P PO 86 C CH 83 L FF 93 S SL 82 1-3 ① K 1-2		B SI 93 C CH 83 F SI 93 B SI 94 F CH 85 X FF 94 2-2 ② G6-3		1 SAFE 1 SAFE B FF 94 C F CH 85 X CH 85 1-2 ③ G6-3 1-2			C FF 93 B CU 71 B FF 92 X FF 92 2-1 25 S 7 S 1B	B FF 90 X FF 90 1-0 ③ F7	5	0	1	0	0	1	4
7 James Loney, L (1, 3) OBP: 0.342, SLG: 0.448	2 SAFE B SI 93 F CH 84 X CH 85 1-1 ② G4-3 2-3		B SI 93 B SI 93 X CH 84 2-0 ③ G4-3			C CH 83 F SI 92 B CH 83 B SI 94 B CH 84 S CH 84 3-3 ① K		B SI 93 C FF 94 F FF 93 S CU 75 1-3 ① K 1-2		4	0	0	0	0	2	2
25 Andruw Jones, R (1, 8) OBP: 0.290, SLG: 0.305	B SI 95 F SI 95 B SI 93 S FF 95 C SI 95 2-3 ③ K			B SI 93 B SI 93 C SI 94 C SI 93 T FF 94 2-2 ① K		C SI 94 C SL 78 S SI 93 0-3 ② K		B CU 75 B FF 92 X SI 93 2-0 ② G6-3 2-3		4	0	0	0	0	3	2
16 Andre Ethier, L (1, 9) OBP: 0.342, SLG: 0.468		B SI 92 B FF 92 C CH 84 X SI 92 2-1 33 1B 1B		B CH 83 S CH 85 X SI 93 1-1 ② P6		B CH 83 B SI 84 B CH 83 C FF 92 B FF 94 4-1 BB		B SI 94 B SI 94 B CH 82 C FF 93 B CH 81 4-1 55 FC6-4 BB		2	0	1	0	2	0	0
55 Russell Martin, R (1, 2) OBP: 0.300, SLG: 0.328		C SI 93 C SI 93 C SI 95 0-3 ① K		B SL 81 F SI 93 C SL 78 X SI 93 1-2 HR		C SI 94 C CH 85 B SI 94 C SI 95 1-3 ③ K		B FF 93 X FF 92 1-0 ③ FC6-4 1-2f		4	1	1	1	0	2	4
33 Blake DeWitt, L (1, 5) OBP: 0.373, SLG: 0.340		C SI 93 F FF 93 X CH 86 0-2 1-2 1B		T FF 93 B SI 92 X CH 84 1-1 ③ G3			C FF 91 B SI 92 B CH 84 F SI 91 F CH 85 X SI 94 2-2 ① F8		C FF 90 X FF 91 0-1 ① F9	4	0	1	0	0	0	0
14 Chin-Lung Hu, R (1, 4) OBP: 0.353, SLG: 0.214		F SI 94 F SL 81 B FF 96 C SI 96 1-3 ② K			S SL 79 B SI 94 T SI 93 B SI 95 X SL 80 2-2 ① P6		C SI 92 X SL 78 0-1 ② P2		B FF 90 B FF 90 C FF 89 C FF 90 B FF 91 X FF 90 3-2 15 BB 1B	4	0	1	0	0	1	2
18 Hiroki Kuroda, R (1, 1) OBP: 0.222, SLG: 0.250 5 Nomar Garciaparra, R (7, PH) OBP: 0.308, SLG: 0.100 Joe Beimel, L (7, 1) 45 Scott Proctor, R (7, 1) 27 Matt Kemp, R (9, PH) OBP: 0.294, SLG: 0.440		F SI 94 X SI 94 0-1 ③ L3			B SI 93 C SI 91 X SI 93 1-1 E4 15 FC4-6		B SI 94 F CH 82 B SI 94 F SI 94 B SI 94 F SI 95 F SI 94 F FF 95 B CH 85 4-2 BB		X FF 91 0-0 ② F9	2 0 0 0 1	0 0 0 0 0	0 0 0 0 0	0 0 0 0 0	0 1 0 0 0	0 0 0 0 0	2 0 0 0 1

Inning Stats	1	2	3	4	5	6	7	8	9
	R: 0 E: 0 K: 2 S: 11 H: 0 LOB: 1 BB: 1 P: 18	R: 0 E: 0 K: 2 S: 13 H: 2 LOB: 2 BB: 0 P: 16	R: 0 E: 0 K: 0 S: 6 H: 0 LOB: 0 BB: 0 P: 10	R: 1 E: 0 K: 1 S: 10 H: 1 LOB: 0 BB: 0 P: 15	R: 0 E: 1 K: 0 S: 9 H: 0 LOB: 1 BB: 0 P: 13	R: 0 E: 0 K: 3 S: 10 H: 0 LOB: 1 BB: 1 P: 18	R: 0 E: 0 K: 0 S: 15 H: 0 LOB: 1 BB: 1 P: 24	R: 0 E: 0 K: 1 S: 8 H: 1 LOB: 2 BB: 1 P: 18	R: 0 E: 0 K: 0 S: 9 H: 1 LOB: 2 BB: 1 P: 17

PITCHER		IP	WLS	BF	H	R	ER	SO	BB	IBB	HBP	BLK	WP	HR	S	P	ERA	WHIP
49 Jair Jurrjens, R ERA: 3.2	(1, 1)	7.0	W	28	3	1	1	8	3	0	0	0	0	1	74	114	1.29	0.857
56 Blaine Boyer, R ERA: 3.75	(8, 1)	1.0	H	5	1	0	0	1	1	0	0	0	0	0	8	18	0.00	2.000
Will Ohman, L ERA: 1.17	(9, 1)	1.0		5	1	0	0	0	1	0	0	0	0	0	9	17	0.00	2.000

PITCHER	IP	WLS	BF	H	R	ER	SO	BB	IBB	HBP	BLK	WP	HR	S	P	ERA	WHIP

TOP

Los Angeles Dodgers @ Atlanta Braves

Turner Field, Atlanta, GA

Sun Apr 20 2008, 1:30 PM EDT

Att. 36,772 - Sunny - 69 F

livebaseballscorecards.com

AB	33
R	1
H	5
RBI	1
BB	5
SO	9
LOB	19

1B: 4	SF: 0	WP: 0	PA: 38
2B: 0	SAC: 0	PB: 0	
3B: 0	DP: 0	SB: 4	
HR: 1	HBP: 0	CS: 0	

Batter	1	2	3	4	5	6	7	8	9	AB	R	H	RBI	BB	SO	LOB
2 Kelly Johnson, L (1, 4) OBP: 0.324, SLG: 0.426	X SI 90 0-0 ① B1-3		B SI 92 B SL 85 B SI 91 C SI 92 F SI 91 F FF 92 B CU 81 4-2 10 1B 1B BB		B SI 92 X SI 90 1-0 HR	D SI 89 B SL 82 B SI 92 C SI 93 S SI 91 X SI 92 3-2 ② G3-1 1-2 2-3		C SL 84 B CU 74 C FF 94 B FF 96 X SL 84 2-2 19 F7 14 3B 2B		4	3	2	1	1	0	2
19 Yunel Escobar, R (1, 6) OBP: 0.398, SLG: 0.500	C FF 91 B SI 91 F SL 83 B SI 93 F FS 86 X SI 91 2-2 ② G5-3		1 SAFE C FS 83 F SI 92 F SI 93 B FF 93 F SI 94 X FF 93 1-2 ② F9		B CU 81 F FF 93 F CU 77 F FF 92 B SI 92 S SL 83 2-3 ① K	B CU 79 B FF 94 I IN 61 I IN 61 4-0 IBB		B CU 74 C SL 83 B FF 92 B FF 93 S SL 83 X SL 84 3-2 ② F7 2-3		4	0	0	0	1	1	2
10 Chipper Jones, S (1, 5) OBP: 0.494, SLG: 0.764 14 Martín Prado, R (6, 5) OBP: 0.375, SLG: 0.500	F SI 93 F FS 86 B FF 92 F FS 87 B FS 85 T SI 94 2-2 ③ K		B SI 92 C FF 91 X SL 85 1-1 1B 1-2 1B		X SI 91 0-0 2B	B FF 93 X FF 93 1-0 ③ F9		D SL 85 X FF 94 1-0 HR 3-H 3B		3 2	0 1	2 1	0 1	0 1	1 0	0 3
Mark Teixeira, S (1, 3) OBP: 0.325, SLG: 0.458		C CU 81 F FF 91 B FF 94 X FF 92 1-2 ① F9	C SI 94 B SI 93 B SL 84 S FF 93 X SI 94 2-2 1-2 2-H 1B		B SL 82 B SI 91 B SL 83 I IN 61 4-0 IBB		C SI 86 X CH 78 0-1 7 1B 1B	B FF 85 C CU 74 B FF 95 X FF 93 2-1 3-H HR		4	1	3	3	1	0	0
7 Jeff Francoeur, R (1, 9) OBP: 0.321, SLG: 0.527		B SI 93 F FF 94 B SL 85 F SI 94 F SI 92 X FS 87 2-2 11 G4-3 2B	D SL 84 B FF 94 S FF 93 X FS 86 2-1 ③ G6-3		F SL 82 X FF 91 0-1 ② F8		S SI 86 X SI 87 0-1 1-2 1B	C FF 94 B SL 84 B FF 94 X SL 84 2-1 11 1B 2B		5	1	3	0	0	0	4
11 Mark Kotsay, L (1, 8) OBP: 0.342, SLG: 0.424		B SL 84 X FF 91 1-0 ② G4-3 2-3		S CU 77 B FF 90 B SI 91 S SI 90 X FF 93 2-2 1 FC4-6 1B B SL 83 F SI 92 B FS 85 X SI 92 2-1 ③ G4-3		C FF 90 L SL 74 F SL 76 B SL 73 B FF 90 X FF 91 2-2 ① F7 C FF 94 B CU 74 X FF 93 1-1 2-H 1B			5	0	2	1	0	0	5
1 Grégor Blanco, L (1, 7) OBP: 0.500, SLG: 0.467 23 Matt Diaz, R (7, PH) OBP: 0.258, SLG: 0.323 (8, 7)		B SL 83 C SI 93 B FF 91 B SI 93 F SI 94 B FS 86 4-2 BB		X SI 90 0-0 ① FC4-6 1-2f		F SI 90 X FS 81 0-1 ② 2 G3-1 49 E 1B C SL 82 B FF 93 B FF 93 B FF 93 S FF 93 S FF 94 3-3 ② K	F FF 93 D SL 82 T FF 92 S FF 94 1-3 ③ K		2 2	0 0	1 0	0 0	1 0	0 2	1 3
Corky Miller, R (1, 2) OBP: 0.111, SLG: 0.111 16 Brian McCann, L (7, PH) OBP: 0.348, SLG: 0.574 (8, 2)		B FF 93 C FF 93 B SI 94 C SL 84 T FF 94 2-2 ③ K	B FF 92 F FF 92 B SL 83 B FF 91 1 SAFE 1 SAFE C FF 92 F FF 92 1 SAFE 3-2 T FF 91 K		1 SAFE F CU 80 X FF 90 0-1 ① P3 C FF 94 X CU 76 0-1 ③ F8			3 1	0 0	0 0	0 0	0 0	2 0	4 2
49 Jair Jurrjens, R (1, 1) 56 Blaine Boyer, R (8, 1) 8 Ruben Gotay, S (8, PH) OBP: 0.385, SLG: 0.364 Will Ohman, L (9, 1)			B FF 91 C FF 91 B FF 92 B FF 92 C FF 92 F FF 91 X FF 91 3-2 ① G3-1	X FF 92 0-0 ③ G4-3		1 SAFE X FF 89 0-0 FC2 2 G3-1 1-2		B FF 92 B FF 92 S FF 92 F FF 93 F FF 94 C SL 85 2-3 ① K		3 0 1 0	0 0 0 0	0 0 0 0	0 0 0 0	0 0 1 0	0 0 0 0	2 0 0 0
Inning Stats	R: 0 E: 0 K: 1 S: 9 H: 0 LOB: 0 BB: 0 P: 13	R: 0 E: 0 K: 1 S: 13 H: 1 LOB: 2 BB: 1 P: 23	R: 1 E: 0 K: 0 S: 19 H: 2 LOB: 2 BB: 1 P: 32	R: 0 E: 0 K: 1 S: 9 H: 1 LOB: 1 BB: 0 P: 14	R: 1 E: 0 K: 1 S: 10 H: 2 LOB: 2 BB: 1 P: 19	R: 0 E: 1 K: 0 S: 9 H: 1 LOB: 3 BB: 1 P: 17	R: 0 E: 0 K: 1 S: 13 H: 2 LOB: 2 BB: 0 P: 18	R: 4 E: 0 K: 2 S: 20 H: 5 LOB: 1 BB: 0 P: 34		1B: 7 2B: 4 3B: 1 HR: 2 SF: 0 SAC: 0 DP: 0 HBP: 0						

PITCHER		IP	WLS	BF	H	R	ER	SO	BB	IBB	HBP	BLK	WP	HR	S	P	ERA	WHIP
18 Hiroki Kuroda, R ERA: 2.92	(1, 1)	6.0	L	30	7	2	2	4	2	2	0	0	0	1	69	118	3.00	1.500
Joe Beimel, L ERA: 1.29	(7, 1)	0.1		3	2	0	0	0	0	0	0	0	0	0	8	10	0.00	6.000
45 Scott Proctor, R ERA: 9.0	(7, 1)	1.2		10	5	4	4	3	0	0	0	0	0	1	25	42	21.60	3.000

PITCHER	IP	WLS	BF	H	R	ER	SO	BB	IBB	HBP	BLK	WP	HR	S	P	ERA	WHIP

BOTTOM

Los Angeles Dodgers @ Atlanta Braves

Turner Field, Atlanta, GA

Sun Apr 20 2008, 1:30 PM EDT

Att. 36,772 - Sunny - 69 F

livebaseballscorecards.com

AB	39
R	6
H	14
RBI	6
BB	4
SO	7
LOB	28

Batter	1	2	3	4	5	6	7	8	9	AB	R	H	RBI	BB	SO	LOB
15 Cristian Guzman, S (1, 6) OBP: 0.356, SLG: 0.512	B FF 90 C FF 90 X FS 80 1-1 44 SH2-4 25 1B 1B		B SI 90 X SI 90 1-0 44 G6-3 2B		D FS 78 C SI 90 X CU 74 1-1 1-2 1B		B SI 90 X SI 91 1-0 E3 11 1B 2-3		B FF 92 C FF 92 X CH 84 1-1 ① G3	5	0	3	0	0	0	1
44 Lastings Milledge, R (1, 8) OBP: 0.341, SLG: 0.377	B SI 90 1 SAFE 1 SAFE L SI 90 X FC 85 1-1 ① SH2-4 1-2		S SL 80 S FC 84 X SI 92 0-2 ② G6-3 2-3		B SL 80 S SI 90 D FC 86 S FC 85 C SI 91 2-3 ③ K		X SI 91 0-0 ② SF9 3-H		H SI 96 1-0 24 G3 11 1B HBP	2	0	0	1	0	1	3
11 Ryan Zimmerman, R (1, 5) OBP: 0.253, SLG: 0.345	S SI 91 D SL 80 X FC 86 1-1 ② G5-3		B SI 92 B SI 92 X FC 84 2-0 ③ G5-3			C FF 89 B FF 90 F SI 90 X SL 81 1-2 ① L7	B SI 91 X SI 91 1-0 24 FC6-4 1-2 1B		B SI 94 C SL 80 C CH 92 B SL 83 F SL 78 F FF 94 F FF 94 F SL 80 B SI 95 3-2 X FF 93 24 G3 1-2 1B	5	0	2	0	0	0	2
24 Nick Johnson, L (1, 3) OBP: 0.395, SLG: 0.458	B SI 91 B SI 91 B SI 90 C SI 90 C SI 91 B SI 91 4-2 25 1B BB			X FF 89 0-0 ① G4-3		C CU 75 X FS 80 0-1 ② G4-3	B SI 84 C SI 84 D CU 70 X SI 85 2-1 ③ FC6-4 1-2f		F FF 94 C SL 79 X SL 82 0-2 ② G3 1-2 2-3	4	0	0	0	1	0	4
25 Austin Kearns, R (1, 9) OBP: 0.365, SLG: 0.343	C SI 91 B SI 92 B FC 86 X SI 92 2-1 ③ 1-2 2-H 1B			C SI 90 S FC 85 F CU 74 B FC 88 X SI 90 1-2 ② G5-3		F FS 79 B SI 91 C CU 76 B FC 84 B FS 80 F SI 91 X FF 93 3-2 1B		B FF 91 B FF 90 B FF 90 C FF 88 C FF 90 B FF 90 4-2 23 1B 8 1B BB	B FF 95 C SL 80 S SL 81 B FF 96 C SI 96 2-3 ③ K	4	1	2	0	1	1	2
23 Johnny Estrada, S (1, 2) OBP: 0.269, SLG: 0.208		X SI 90 0-0 G4-6-3 1B		X SI 91 0-0 ③ F8		B FS 84 S FS 80 B SI 92 F FS 80 F FC 87 X FS 83 2-2 ③ F8		B SI 90 B FF 91 B FF 90 C FF 88 C FF 90 X FF 91 3-2 8 E 8 1B 1-3 1B		4	0	2	0	0	0	1
26 Wily Mo Peña, R (1, 7) OBP: 0.129, SLG: 0.100		C SI 92 B FC 86 B FC 86 F FC 86 S FC 86 2-3 ① K			X FC 83 0-0 ① P3		S SL 78 B SI 87 S SL 78 S SL 79 1-3 ① K	X SL 86 0-0 ① L4		4	0	0	0	0	2	3
Felipe Lopez, S (1, 4) OBP: 0.346, SLG: 0.304		B SI 91 B SI 91 C SI 91 C SI 91 F FC 88 X FS 81 2-2 ②③ G4-6-3 1-2f			X SI 88 0-0 1B 2B		B FS 79 B SI 89 C FS 77 B SI 89 B FF 90 4-1 22 2B BB	C FF 92 B FF 93 B SL 84 C FF 92 C FF 92 3-3 ② K		3	1	1	0	1	1	3
47 Matt Chico, L (1, 1) OBP: 0.100, SLG: 0.100 Rob Mackowiak, L (5, PH) OBP: 0.143, SLG: 0.077 38 Joel Hanrahan, R (5, 1) 22 Willie Harris, L (7, PH) OBP: 0.241, SLG: 0.240 Jesus Colome, R (7, 1) 8 Aaron Boone, R (8, PH) OBP: 0.300, SLG: 0.316 32 Chad Cordero, R (8, 1)			C SI 89 X FC 84 0-1 ① G4-3		X FS 82 0-0 ② 15 1B 2-H 1B		B SI 90 C SI 89 X FS 79 1-1 15 E 44 SF9 1-H 2B	X SL 87 0-0 ③ E5 1-3 3-H 1B		1 1 0 1 0 1 0	0 0 0 1 0 0 0	0 1 0 1 0 1 0	0 0 0 1 0 1 0	0 0 0 0 0 0 0	0 0 0 0 0 0 0	0 0 0 0 0 0 0
Inning Stats	R: 0 E: 0 K: 0 S: 10 H: 2 LOB: 2 BB: 1 P: 19	R: 0 E: 0 K: 1 S: 8 H: 1 LOB: 0 BB: 0 P: 12	R: 0 E: 0 K: 0 S: 7 H: 1 LOB: 1 BB: 0 P: 10	R: 0 E: 0 K: 0 S: 6 H: 0 LOB: 0 BB: 0 P: 7	R: 0 E: 0 K: 1 S: 8 H: 3 LOB: 2 BB: 0 P: 11	R: 0 E: 0 K: 0 S: 13 H: 1 LOB: 1 BB: 0 P: 19	R: 2 E: 1 K: 1 S: 11 H: 2 LOB: 2 BB: 1 P: 21	R: 1 E: 1 K: 1 S: 10 H: 2 LOB: 2 BB: 1 P: 20	R: 0 E: 0 K: 1 S: 15 H: 1 LOB: 2 BB: 0 P: 22	1B: 10 2B: 3 3B: 0 HR: 0 SF: 1 SAC: 1 DP: 1 HBP: 1						

TOP

Washington Nationals @ Atlanta Braves

Turner Field, Atlanta, GA

Mon Apr 21 2008, 7:00 PM EDT

Att. 16,706 - Clear - 74 F

livebaseballscorecards.com

AB	35
R	3
H	13
RBI	3
BB	3
SO	5
LOB	19

WP: 0 PA: 41
PB: 0
SB: 0
CS: 0

PITCHER		IP	WLS	BF	H	R	ER	SO	BB	IBB	HBP	BLK	WP	HR	S	P	ERA	WHIP
15 Tim Hudson, R ERA: 2.93	(1, 1)	6.2	W	30	10	2	1	3	2	0	0	0	0	0	61	95	1.35	1.800
Royce Ring, L ERA: 12.0	(7, 1)	0.1		1	0	0	0	0	0	0	0	0	0	0	2	4	0.00	0.000
38 Buddy Carlyle, R ERA: 6.0	(8, 1)	1.0		5	2	1	1	1	1	0	0	0	0	0	10	20	9.00	3.000
46 Manny Acosta, R ERA: 4.0	(9, 1)	1.0		5	1	0	0	1	0	0	1	0	0	0	15	22	0.00	1.000

PITCHER	IP	WLS	BF	H	R	ER	SO	BB	IBB	HBP	BLK	WP	HR	S	P	ERA	WHIP

BOTTOM

Washington Nationals @ Atlanta Braves

Turner Field, Atlanta, GA

Mon Apr 21 2008, 7:00 PM EDT

Att. 16,706 - Clear - 74 F

livebaseballscorecards.com

Batter	1	2	3	4	5	6	7	8	9	AB	R	H	RBI	BB	SO	LOB
14 Martín Prado, R (1, 4) OBP: 0.379, SLG: 0.560	B FF 87 C FF 87 B CH 81 B FF 87 X FF 89 3-1 19 SH1-4 10 SF7 2B	C CU 76 B FF 90 B CU 75 F CH 83 X SL 80 2-2 19 F9 2-H 2B	B CH 82 X CH 82 1-0 ② FC5-4 1-2f 2-3 3-H			B SL 83 F FF 94 B FF 94 S FF 95 S FF 94 2-3 ① K	1 SAFE D SL 87 C FF 95 F FF 95 F SL 86 B SL 89 S SL 89 2-3 ③ K			5	1	2	2	0	2	3
19 Yunel Escobar, R (1, 6) OBP: 0.402, SLG: 0.493	B CU 73 B CH 80 X FF 88 2-0 ① SH1-4 2-3	C CU 77 X CU 76 0-1 ② F9 2-3	C CU 77 D CU 75 B CH 82 B FF 89 X CH 81 3-1 ③ F7			F FF 94 B FF 95 S SL 85 F FF 96 X SL 86 1-2 10 1B 7 1B		B FF 84 C FF 83 B SL 76 B FF 85 B FF 85 4-1 10 WP BB		3	1	1	0	1	0	3
10 Chipper Jones, S (1, 5) OBP: 0.488, SLG: 0.747	X FF 88 0-0 ② SF7 3-H	B CU 74 D FF 89 D CH 83 B FF 89 4-0 BB		F FF 86 X CH 82 0-1 ① F8		B FF 95 B FF 96 S FF 94 X FF 95 2-1 7 1B 1-2 1B		C CH 83 B CH 80 C FF 84 X FF 86 1-2 ① P6 1-2		3	0	1	1	1	0	1
Mark Teixeira, S (1, 3) OBP: 0.318, SLG: 0.442	C FF 89 X FF 88 0-1 1B	D CU 77 X FF 88 1-0 ③ F8		C FF 88 X SI 87 0-1 ② G1-3		B FF 95 F FF 95 F SL 85 B FF 96 F FF 96 F FF 97 F SL 85 S SL 86 2-3 ② K		B FF 84 F FF 86 B FF 85 F FF 85 C FF 86 2-3 ② K		5	0	1	0	0	2	5
7 Jeff Francoeur, R (1, 9) OBP: 0.313, SLG: 0.506	B FF 89 X CH 83 1-0 ③ G4-3		B SL 81 B CH 82 S CH 82 X CH 82 2-1 ① G5-3	B SI 87 B CH 80 F SI 87 X CH 81 2-1 ③ L6		S SL 85 B FF 95 B SL 85 X FF 95 2-1 1-2 2-H 1B		X CU 75 0-0 ③ G5-3		5	0	1	1	0	0	2
16 Brian McCann, L (1, 2) OBP: 0.356, SLG: 0.615		B FF 88 F CU 78 B SL 81 F FF 89 X FF 89 2-2 HR	C FF 88 X CU 76 0-1 23 2B 15 BB 1B		B FF 93 F FF 94 C FF 94 B FF 95 X SL 85 2-2 ① G3	X FF 94 0-0 ③ F7				4	2	2	1	0	0	2
23 Matt Diaz, R (1, 7) OBP: 0.288, SLG: 0.364		B CU 74 B CH 83 B CH 83 C FF 88 X FF 89 3-1 1 1B 1 S 15 SH5-4 1B	F CH 82 X CH 82 0-1 15 BB 14 FC5-4 1-3 2B		B SL 84 S SL 84 C FF 96 S SL 85 1-3 ② K2-3		C FF 93 X SL 85 0-1 1B			4	2	3	0	0	1	0
1 Grégor Blanco, L (1, 8) OBP: 0.545, SLG: 0.500		B FF 89 C SL 80 X SL 80 1-1 15 SH5-4 14 2B 1-3 1B	I IN 70 I IN 75 I IN 74 I IN 72 4-0 14 FC5-4 15 BB IBB		C FF 94 X FF 94 0-1 1B		C FF 93 B FF 95 C SL 87 B FF 95 S SL 88 2-3 ① K			3	1	2	0	1	1	1
15 Tim Hudson, R (1, 1) Royce Ring, L (7, 1) 8 Ruben Gotay, S (7, PH) OBP: 0.357, SLG: 0.333 38 Buddy Carlyle, L (8, 1) 46 Manny Acosta, R (9, 1)		1 SAFE B FF 90 B FF 90 B FF 89 C FF 88 1 SAFE L FF 87 X SL 82 3-2 ① SH5-4 1-2 3-H	D SL 81 B FF 88 B FF 87 C FF 88 F FF 87 F FF 87 B FF 88 4-2 14 FC5-4 1-2 2-3 3-H BB		C FF 94 X FF 95 0-1 ③ L6		B FF 95 S SL 88 F FF 95 F CH 90 B FF 96 F SL 88 S FF 96 2-3 ② K			1 0 1 0 0	0 0 0 0 0	0 0 0 0 0	2 0 0 0 0	1 0 0 0 0	0 0 1 0 0	1 0 1 0 0
Inning Stats	R: 1 E: 0 K: 0 S: 7 H: 2 LOB: 1 BB: 0 P: 13	R: 3 E: 0 K: 0 S: 16 H: 4 LOB: 2 BB: 1 P: 32	R: 2 E: 0 K: 0 S: 12 H: 2 LOB: 2 BB: 2 P: 26	R: 0 E: 0 K: 0 S: 6 H: 0 LOB: 0 BB: 0 P: 8	R: 0 E: 0 K: 1 S: 10 H: 1 LOB: 1 BB: 0 P: 13	R: 1 E: 0 K: 2 S: 18 H: 3 LOB: 2 BB: 0 P: 27	R: 0 E: 0 K: 3 S: 14 H: 1 LOB: 1 BB: 0 P: 20	R: 0 E: 0 K: 1 S: 8 H: 0 LOB: 1 BB: 1 P: 15		1B: 9 2B: 3 3B: 0 HR: 1 SF: 1 SAC: 2 DP: 0 HBP: 0			WP: 1 PB: 0 SB: 1 CS: 0 PA: 41		

	AB	34
	R	7
	H	13
	RBI	7
	BB	4
	SO	7
	LOB	19

PITCHER		IP	WLS	BF	H	R	ER	SO	BB	IBB	HBP	BLK	WP	HR	S	P	ERA	WHIP
47 Matt Chico, L ERA: 6.04	(1, 1)	4.0	L	23	8	6	6	0	2	1	0	0	0	1	41	79	13.50	2.500
38 Joel Hanrahan, R ERA: 6.57	(5, 1)	2.0		10	4	1	1	3	0	0	0	0	0	0	28	40	4.50	2.000
Jesus Colome, R ERA: 1.42	(7, 1)	1.0		4	1	0	0	3	0	0	0	0	0	0	14	20	0.00	1.000
32 Chad Cordero, R ERA:	(8, 1)	1.0		4	0	0	0	1	1	0	0	0	1	0	8	15	0.00	1.000

PITCHER	IP	WLS	BF	H	R	ER	SO	BB	IBB	HBP	BLK	WP	HR	S	P	ERA	WHIP

Batter	1	2	3	4	5	6	7	8	9	AB	R	H	RBI	BB	SO	LOB
Felipe Lopez, S (1, 4) OBP: 0.351, SLG: 0.314	C SL 84 F FF 93 B FS 88 B CU 78 F SL 84 F FS 87 X FF 94 2-2 G6-3		B FS 81 C FF 93 C CU 78 B CU 76 S FS 88 2-3 K		S SL 86 X FS 88 0-1 FC3-2 1-2 2-3 3-Hf			C FF 94 B FF 94 T FF 93 B FF 94 B FF 93 X FF 93 3-2 24 BLK 1B	B FF 87 B SI 86 F FF 87 X FF 87 2-1 15 G6-3 11 2B 1B 1-2 2-3 3-H	5	1	2	1	0	1	3
15 Cristian Guzman, S (1, 6) OBP: 0.337, SLG: 0.483	X FF 95 0-0 F7		B FF 94 S SL 84 B FF 94 X CU 78 2-1 G3		C SL 85 D FF 89 F SL 85 S FS 87 1-3 K			1 SAFE C FF 94 1 SAFE B FF 93 1 SAFE B CH 82 B FF 92 X FF 92 3-1 P6	C CU 77 F FF 93 B FF 95 X FF 95 1-2 G6-3 1-2 2-3 3-H	5	0	0	1	0	1	6
11 Ryan Zimmerman, R (1, 5) OBP: 0.250, SLG: 0.348	B FF 94 B SL 87 X FF 94 2-0 G4-3			C FF 93 F SL 87 S SL 89 0-3 K		C SL 84 B SL 87 S SL 85 S SL 87 1-3 K		B FF 93 F FF 93 1 SAFE F CU 74 1 SAFE X FF 92 1-2 P6	C FF 94 X CU 79 0-1 2-H 3-H 2B	5	0	1	2	0	2	1
24 Nick Johnson, L (1, 3) OBP: 0.383, SLG: 0.429		C FF 93 B SL 88 F FF 93 B CU 79 C CU 80 2-3 K		C FS 82 B FF 93 F SL 86 B FF 94 C SL 87 2-3 K		F FS 84 C FS 86 B SL 86 F FS 88 X FF 93 1-2 G1-3		C CU 70 F SI 88 B CU 72 1 SAFE B CU 70 F SI 90 C SI 90 2-3 K 1-2	I IN 77 I IN 80 I IN 79 I IN 78 4-0 25 FC6-4 IBB	4	0	0	0	1	3	1
25 Austin Kearns, R (1, 9) OBP: 0.344, SLG: 0.320		C CU 76 F FF 94 B FF 94 C SL 87 1-3 K		F FF 94 B FF 94 C FF 92 B FF 93 X SL 86 2-2 G6-3		S SL 85 C SL 89 B FF 92 B FF 92 X SL 87 2-2 G6-3			FC6-4	5	0	0	0	0	2	2
44 Lastings Milledge, R (1, 8) OBP: 0.348, SLG: 0.407		B FF 94 B FF 94 X FF 94 2-0 22 2B 2B			C FF 92 X SL 86 0-1 P4		S SL 84 X SL 85 0-1 P3		B SL 82 C SL 82 X CH 75 1-1 23 FC1 23 E 2B	4	2	2	0	0	0	0
22 Willie Harris, L (1, 7) OBP: 0.303, SLG: 0.321		C SL 86 B FS 88 B FS 86 C SL 86 B FS 87 X SL 84 3-2 2-H 2B			F FF 92 B SL 85 B FF 92 F SL 86 B FF 93 F CU 77 X FF 93 3-2 31 E 23 1B FC3-2 1B		B FS 82 B FS 83 C FF 92 F SL 85 B SL 85 S CU 80 3-3 K		B SL 81 C CH 73 B CH 75 B SL 83 B CH 76 4-1 23 E 1B BB	3	1	2	1	1	1	0
23 Wil Nieves, R (1, 2) OBP: 0.308, SLG: 0.182		X SL 87 0-0 G6-3			1 SAFE 1 SAFE B FF 93 X FF 92 1-0 FC3-2 31 E 1-2 1B		B SL 82 C SL 82 X FF 91 1-1 1B		B SL 82 C SI 86 C CU 70 F SL 82 D CU 73 X CH 76 2-2 FC1 1B BB 15 G6-3 1-3 2-H	4	1	2	0	0	0	2
31 John Lannan, L (1, 1) 36 Ray King, L (8, 1) Luis Ayala, R (8, 1) Rob Mackowiak, L (9, PH) OBP: 0.200, SLG: 0.077 Jon Rauch, R (9, 1)			C FF 91 B SL 82 B FF 93 F FF 92 S SL 84 2-3 K		X FF 92 0-0 FC1 FC3-2 1-2 2-3		B T FS 88 F FF 90 D FF 91 S CU 76 2-3 K		B CH 75 B FF 85 B FF 86 B FF 86 4-0 15 G6-3 11 2B 1B BB 1-2	3 0 0 0 0	0 0 0 1 0	0 0 0 0 0	0 0 0 0 0	2 0 0 1 0	0 0 0 0 0	3 0 0 0 0
Inning Stats	R: 0 E: 0 K: 0 S: 7 H: 0 LOB: 0 BB: 0 P: 11	R: 1 E: 0 K: 2 S: 11 H: 2 LOB: 1 BB: 0 P: 19	R: 0 E: 0 K: 2 S: 8 H: 0 LOB: 0 BB: 0 P: 14	R: 0 E: 0 K: 2 S: 9 H: 0 LOB: 0 BB: 0 P: 13	R: 0 E: 1 K: 1 S: 13 H: 2 LOB: 3 BB: 0 P: 18	R: 0 E: 0 K: 1 S: 10 H: 0 LOB: 0 BB: 0 P: 14	R: 0 E: 0 K: 2 S: 10 H: 1 LOB: 1 BB: 0 P: 16	R: 0 E: 0 K: 1 S: 12 H: 1 LOB: 1 BB: 0 P: 21	R: 5 E: 1 K: 1 S: 19 H: 3 LOB: 2 BB: 3 P: 39	1B: 5 2B: 4 3B: 0 HR: 0 SF: 0 SAC: 0 DP: 0 HBP: 0						WP: 0 PB: 0 SB: 0 CS: 0 PA: 41	

PITCHER		IP	WLS	BF	H	R	ER	SO	BB	IBB	HBP	BLK	WP	HR	S	P	ERA	WHIP
29 John Smoltz, R ERA: 0.78	(1, 1)	7.0	L	27	5	1	1	10	0	0	0	0	0	0	68	105	1.29	0.714
56 Blaine Boyer, R ERA: 3.55	(8, 1)	0.2		3	1	0	0	0	0	0	0	0	0	0	8	15	0.00	1.500
Royce Ring, L ERA: 10.8	(8, 1)	0.1		1	0	0	0	1	0	0	0	1	0	0	4	6	0.00	0.000
57 Jorge Campillo, R ERA: 1.23	(9, 1)	0.1		6	2	5	1	1	2	0	0	0	0	0	12	26	27.00	12.000
Chris Resop, R ERA: 8.59	(9, 1)	0.2		4	1	0	0	0	0	1	0	0	0	0	7	13	0.00	1.500

PITCHER	IP	WLS	BF	H	R	ER	SO	BB	IBB	HBP	BLK	WP	HR	S	P	ERA	WHIP

TOP

Washington Nationals @ Atlanta Braves

Turner Field, Atlanta, GA

Tue Apr 22 2008, 7:00 PM EDT

Att. 23,482 - Partly Cloudy - 76 F

livebaseballscorecards.com

AB	38
R	6
H	9
RBI	5
BB	3
SO	12
LOB	18

BOTTOM

Washington Nationals @ Atlanta Braves

Turner Field, Atlanta, GA

Tue Apr 22 2008, 7:00 PM EDT
Att. 23,482 - Partly Cloudy - 76 F

livebaseballscorecards.com

Batter	1	2	3	4	5	6	7	8	9	AB	R	H	RBI	BB	SO	LOB
2 Kelly Johnson, L (1, 4) OBP: 0.306, SLG: 0.400	B FF 88 B FF 88 C FF 90 X FF 89 2-1 G1-3 ①		B SL 82 C FF 88 F SL 81 B CU 74 B FF 89 X SL 83 3-2 G4-3 ②		F FF 88 X FF 89 0-1 G5-3 ②		S SL 82 X SL 81 0-1 P6 ②			4	0	0	0	0	0	1
19 Yunel Escobar, R (1, 6) OBP: 0.407, SLG: 0.494	C SI 88 B CH 82 C FF 88 S SL 82 1-3 K ②		C CH 82 B FF 87 X CH 81 1-1 1B		C FF 88 X SL 82 0-1 10 FC6-4 1B		1 SAFE F SI 87 B SI 87 1 SAFE F SL 82 X SI 89 1-2 G3 ③			4	0	2	0	0	1	1
10 Chipper Jones, S (1, 5) OBP: 0.466, SLG: 0.709	X SI 90 0-0 G6-3 ③		F SL 83 B FF 88 B SI 88 X SI 88 2-1 F9 ③		B SL 83 F SI 88 X FF 87 1-1 FC6-4 ③ 1-2f			B FF 89 B SI 89 C SL 81 T SL 81 X SL 84 2-2 F7 ①		4	0	0	0	0	0	2
Mark Teixeira, S (1, 3) OBP: 0.303, SLG: 0.420		C FF 87 C FF 88 B SL 80 S SL 82 1-3 K ①		B SI 85 X SL 81 1-0 G5-3 ①		C SI 88 X FF 88 0-1 F9 ①		C SI 88 X SI 89 0-1 G6-3 ②		4	0	0	0	0	1	0
7 Jeff Francoeur, R (1, 9) OBP: 0.333, SLG: 0.506		B SL 80 B FF 88 B SL 82 B FF 88 4-0 23 1B BB		C SL 79 F SL 81 F FF 87 X CU 74 0-2 23 1B 1B		B SI 87 B SI 88 B SL 79 B SI 89 4-0 BB		X SL 85 0-0 G3 ③		2	0	1	0	2	0	0
16 Brian McCann, L (1, 2) OBP: 0.338, SLG: 0.580		B SL 82 X FF 87 1-0 F8 ②		C SL 81 C FF 87 B SI 86 S SL 79 1-3 K ②		C FF 87 B SL 84 B SL 83 X FF 87 2-1 F7 ②			F FF 92 X CH 84 0-1 F7 ①	4	0	0	0	0	1	3
23 Matt Diaz, R (1, 7) OBP: 0.300, SLG: 0.371		B FF 87 X SI 87 1-0 1-2 1B		S SL 81 X SL 80 0-1 1-2 1B		1 SAFE B SI 87 F SI 89 X SI 86 1-1 L3 ③			B SL 84 F FF 93 S SL 85 C FF 92 1-3 K ②	4	0	2	0	0	1	1
11 Mark Kotsay, L (1, 8) OBP: 0.325, SLG: 0.400		B SL 81 X SL 82 1-0 P6 ③		C SL 82 S FF 88 S FF 90 0-3 K ③			F SI 87 C FF 90 B FF 85 F SL 80 X FF 89 1-2 G3-1 ①		C FF 92 F CU 75 S SL 83 0-3 K ③	4	0	0	0	0	2	4
29 John Smoltz, R (1, 1) 14 Martín Prado, R (7, PH) OBP: 0.400, SLG: 0.560 56 Blaine Boyer, R (8, 1) Royce Ring, L (8, 1) 57 Jorge Campillo, R (9, 1) Chris Resop, R (9, 1)			B FF 87 C SI 87 X SI 86 1-1 G4-3 ①		B FF 86 B SI 86 S CH 84 F FF 85 X FF 87 2-2 G5-3 ①		C SI 88 B SL 82 B SI 87 B FF 87 B SI 87 4-1 BB			2 0 0 0 0 0	0 0 0 0 0 0	0 0 0 0 0 0	0 1 0 0 0 0	0 0 0 0 0 0	0 0 0 0 0 0	0 0 0 0 0 0
Inning Stats	R: 0 E: 0 K: 1 S: 6 H: 0 LOB: 0 BB: 0 P: 9	R: 0 E: 0 K: 1 S: 6 H: 1 LOB: 2 BB: 1 P: 14	R: 0 E: 0 K: 0 S: 9 H: 1 LOB: 1 BB: 0 P: 16	R: 0 E: 0 K: 2 S: 13 H: 2 LOB: 2 BB: 0 P: 15	R: 0 E: 0 K: 0 S: 9 H: 1 LOB: 1 BB: 0 P: 12	R: 0 E: 0 K: 0 S: 6 H: 0 LOB: 1 BB: 1 P: 13	R: 0 E: 0 K: 0 S: 10 H: 0 LOB: 1 BB: 1 P: 16	R: 0 E: 0 K: 0 S: 6 H: 0 LOB: 0 BB: 0 P: 8	R: 0 E: 0 K: 2 S: 8 H: 0 LOB: 0 BB: 0 P: 9	1B: 5 2B: 0 3B: 0 HR: 0	SF: 0 SAC: 0 DP: 0 HBP: 0						

PITCHER		IP	WLS	BF	H	R	ER	SO	BB	IBB	HBP	BLK	WP	HR	S	P	ERA	WHIP
31 John Lannan, L ERA: 3.42	(1, 1)	7.0	W	29	5	0	0	4	3	0	0	0	0	0	59	95	0.00	1.143
36 Ray King, L ERA: 3.18	(8, 1)	0.2	H	2	0	0	0	0	0	0	0	0	0	0	5	7	0.00	0.000
Luis Ayala, R ERA: 3.6	(8, 1)	0.1	H	1	0	0	0	0	0	0	0	0	0	0	1	1	0.00	0.000
Jon Rauch, R ERA: 5.19	(9, 1)	1.0		3	0	0	0	2	0	0	0	0	0	0	8	9	0.00	0.000

PITCHER	IP	WLS	BF	H	R	ER	SO	BB	IBB	HBP	BLK	WP	HR	S	P	ERA	WHIP

AB	32
R	0
H	5
RBI	0
BB	3
SO	6
LOB	12

WP: 0 PA: 35
PB: 0
SB: 0
CS: 0

Florida Marlins @ Atlanta Braves

Turner Field, Atlanta, GA

Wed Apr 23 2008, 7:00 PM EDT

Att. 19,852 - Partly Cloudy - 76 F

TOP

livebaseballscorecards.com

Batter	1	2	3	4	5	6	7	8	9	AB	R	H	RBI	BB	SO	LOB
2 Hanley Ramirez, R (1, 6) OBP: 0.417, SLG: 0.651	B FF 91 X FF 91 1-0 HR		B SI 90 B CU 82 C FF 90 F SI 90 B CU 82 C CU 79 3-3 ① K		B SI 91 B SI 90 B SL 82 C FF 90 X SI 91 3-1 ② FC3-6 6 S 1-2f			C FF 93 B FF 95 C CU 76 S FF 96 1-3 ① K	S CU 81 F FF 95 B FF 95 F FF 95 C FF 96 1-3 ② K	5	1	1	1	0	3	3
6 Dan Uggla, R (1, 4) OBP: 0.318, SLG: 0.494	B FF 92 F SI 91 F SL 85 C SI 93 1-3 ① K		X CU 80 0-0 27 L4-3 1B		B SI 91 B SI 91 F SI 91 B SI 90 F SI 90 S SL 83 3-3 ③ K 1-2			B FF 95 C CU 75 X CU 76 1-1 27 2B 14 FC6 1B	B FF 95 X CU 80 1-0 1-H 2-H 3B	5	1	3	2	0	2	1
27 Jeremy Hermida, L (1, 9) OBP: 0.286, SLG: 0.434	F SI 92 B SI 92 S CH 86 F SI 93 X CH 87 1-2 ② P5		B SI 90 1 SAFE X CH 83 1-0 ②③ L4-3 1-1			B CH 82 B CH 83 B SI 90 C FF 89 X FF 89 3-1 ① G4-3		C FF 94 1 SAFE X FF 93 0-1 14 E SF7 1-3 2B	B FF 96 F FF 96 X FF 95 1-1 ③ F7	5	1	1	0	0	0	2
14 Josh Willingham, R (1, 7) OBP: 0.379, SLG: 0.603	C FF 92 X SI 92 0-1 HR 1B			B FF 90 B FF 90 F FF 90 X FF 90 2-1 ① G6-3		C FF 89 B SI 91 F SI 90 C SL 84 1-3 ② K		F FF 94 D CU 76 X FF 94 1-1 FC6 2-3 3-H		4	1	1	1	0	1	1
Mike Jacobs, L (1, 3) OBP: 0.310, SLG: 0.638 57 Taylor Tankersley, L (8, 1) 32 Justin Miller, R (9, 1)	B SI 90 X SI 90 1-0 1-H HR			X SL 85 0-0 ② G4-3		B CH 86 B FF 92 C SI 91 X SI 91 2-1 ③ G6-3		B FF 93 1 SAFE X CH 83 1-0 ② SF7 3-H		3 0 0	1 0 0	1 0 0	3 0 0	0 0 0	0 0 0	0 0 0
3 Jorge Cantu, R (1, 5) OBP: 0.381, SLG: 0.532	C SL 84 X SL 84 0-1 ③ G5-3			C SL 83 B CU 80 B SL 80 B SI 90 B SL 80 4-1 BB			C FF 90 F SL 85 F FF 92 B SL 88 F SL 86 B FF 93 B SL 86 F FF 91 F FF 91 3-3 ① S SL 86 K	1 SAFE X FF 93 0-0 ③ F8		3	0	0	0	1	1	1
58 Mike Rabelo, S (1, 2) OBP: 0.250, SLG: 0.353		C SI 89 B CH 85 X SI 89 1-1 ① P5		1 SAFE B FF 90 1 SAFE B CH 83 X FF 89 2-0 ③ F8			F FF 92 X FF 91 0-1 ② F7		X FF 94 0-0 4 1B 6 3B 1B	4	1	1	0	0	0	1
4 Alfredo Amezaga, S (1, 8) OBP: 0.431, SLG: 0.438		C SI 91 F FF 90 B CH 87 X SL 83 1-2 ② P5			C CH 87 X FF 89 0-1 ① F7		C FF 91 B SL 86 L FF 90 B FF 92 B SL 85 X FF 90 3-2 1B		X SI 94 0-0 1-2 6 3B 1B	4	1	2	0	0	0	0
23 Andrew Miller, L (1, 1) OBP: 0.250, SLG: 0.250 35 Doug Waechter, R (6, 1) Luis Gonzalez, L (7, PH) OBP: 0.300, SLG: 0.429 22 Matt Lindstrom, R (7, 1) 18 Wes Helms, R (8, 3) OBP: 0.231, SLG: 0.167		B FF 89 C FF 89 B FF 89 C FF 88 X FF 89 2-2 ③ G6-3			C SI 88 B FF 89 X SI 89 1-1 2 FC3-6 1B		1 SAFE B FF 91 B FF 90 C SI 92 S FF 91 1 SAFE S FF 91 2-3 ③ K		B CU 78 C CU 78 F CU 78 B FF 94 C FF 95 2-3 ① K	2 0 1 0 1 0	0 0 0 0 0 0	1 0 0 0 0 0	0 0 0 0 1 1	0 0 0 0 0 1	0 0 1 0 0 2	0 0 1 0 0 0
Inning Stats	R: 3 E: 0 K: 1 S: 13 H: 3 LOB: 0 BB: 0 P: 17	R: 0 E: 0 K: 0 S: 8 H: 0 LOB: 0 BB: 0 P: 12	R: 0 E: 0 K: 1 S: 5 H: 1 LOB: 0 BB: 0 P: 9	R: 0 E: 0 K: 0 S: 5 H: 0 LOB: 1 BB: 1 P: 13	R: 0 E: 0 K: 1 S: 9 H: 1 LOB: 1 BB: 0 P: 16	R: 0 E: 0 K: 1 S: 7 H: 0 LOB: 0 BB: 0 P: 13	R: 0 E: 0 K: 2 S: 15 H: 1 LOB: 1 BB: 0 P: 23	R: 2 E: 1 K: 1 S: 11 H: 2 LOB: 1 BB: 0 P: 15	R: 2 E: 0 K: 2 S: 12 H: 3 LOB: 1 BB: 0 P: 17	1B: 7 2B: 2 3B: 1 HR: 2 SF: 1 SAC: 0 DP: 1 HBP: 0						

	AB	37
	R	7
	H	11
	RBI	7
	BB	1
	SO	9
	LOB	12

WP: 0 PB: 0 SB: 1 CS: 0 PA: 39

PITCHER		IP	WLS	BF	H	R	ER	SO	BB	IBB	HBP	BLK	WP	HR	S	P	ERA	WHIP
30 Jeff Bennett, R ERA: 4.26	(1, 1)	6.0	L	23	5	3	3	4	1	0	0	0	0	2	47	80	4.50	1.000
38 Buddy Carlyle, R ERA: 4.91	(7, 1)	0.2		3	1	0	0	1	0	0	0	0	0	0	12	18	0.00	1.500
Will Ohman, L ERA: 1.13	(7, 1)	0.1		1	0	0	0	1	0	0	0	0	0	0	3	5	0.00	0.000
56 Blaine Boyer, R ERA: 3.95	(8, 1)	1.0		6	2	2	1	1	0	0	0	0	0	0	11	15	9.00	2.000
Chris Resop, R ERA: 9.72	(9, 1)	1.0		6	3	2	2	2	0	0	0	0	0	0	12	17	18.00	3.000

PITCHER	IP	WLS	BF	H	R	ER	SO	BB	IBB	HBP	BLK	WP	HR	S	P	ERA	WHIP

Florida Marlins @ Atlanta Braves

Turner Field, Atlanta, GA

Wed Apr 23 2008, 7:00 PM EDT

Att. 19,852 - Partly Cloudy - 76 F

livebaseballscorecards.com

BOTTOM

Batter	1	2	3	4	5	6	7	8	9	AB	R	H	RBI	BB	SO	LOB
2 Kelly Johnson, L (1, 4) OBP: 0.329, SLG: 0.412	C FF 87 B FF 88 C SL 75 B SL 77 B FF 92 X FF 91 3-2 ① F7	B SL 76 C FF 92 F SL 79 D SL 81 B FF 91 B FF 94 4-2 19 G6-3 BB		B FF 88 X FF 89 1-0 19 1B 1B		X FF 93 0-0 10 S 1B		C SI 90 B CU 77 X SI 89 1-1 ② SH1-3 1-2		3	0	2	0	1	0	0
19 Yunel Escobar, R (1, 6) OBP: 0.396, SLG: 0.476	C FF 93 B FF 93 B SL 78 B FF 91 F SI 89 X FF 95 3-2 E6 10 1B 1B	C FF 90 S FF 94 B FF 95 X SL 78 1-2 ② G6-3 1-2 2-3		B FF 93 1 SAFE X CH 84 1-0 FC4-6 1-2 1B		B SL 87 1 SAFE S FF 92 S SL 86 S SL 88 1-3 ② K		B CU 76 T SI 89 C CU 77 D CU 78 B SI 90 X SI 89 3-2 ③ P3		5	1	1	0	0	1	4
10 Chipper Jones, S (1, 5) OBP: 0.462, SLG: 0.687	B FF 93 F FF 88 1 SAFE X FF 92 1-1 1B 1-2 1B	I I IN 59 I IN 60 I 4-0 FC4-6 IBB		B FF 94 C FF 94 D FF 94 X FF 95 2-1 ② F8		C SL 87 F FF 93 F FF 95 B SL 86 1 SAFE D FF 95 1 SAFE B FF 93 S SL 85 3-3 ③ K 1-2			B FF 90 X FF 90 1-0 ① G4-3	4	0	1	0	1	1	3
Mark Teixeira, S (1, 3) OBP: 0.309, SLG: 0.419	B SL 74 F FF 91 B FF 92 X CH 83 2-1 ③ 1-2 2-H 1B	B SL 79 B FF 94 X FF 92 2-0 ③ FC4-6 1-2f		B SL 79 X FF 96 1-0 ③ FC4-6 1-2f			X SI 96 0-0 E8 16 G3 1B		C FF 90 S CU 83 B CU 81 S CU 82 1-3 ② K	5	0	2	1	0	1	5
7 Jeff Francoeur, R (1, 9) OBP: 0.326, SLG: 0.488	B FF 91 F FF 90 B SL 78 F FF 91 X FF 93 2-2 ② F4		B FF 87 X SI 89 1-0 ① F8		F FF 92 X SL 78 0-1 ① G5-3		C SL 85 B SL 84 F FF 98 X SL 84 1-2 ① G6-3		C SI 90 B SI 91 X CU 82 1-1 E5 1B	5	0	1	0	0	0	3
16 Brian McCann, L (1, 2) OBP: 0.341, SLG: 0.568	B FF 92 C FF 91 B SL 78 C SI 91 D FF 93 X FF 94 3-2 ③ G4-3		B FF 91 C FF 90 C SL 76 X FF 90 1-2 23 1B 1B		C FF 92 B FF 95 X FF 91 1-1 11 FC4-6 1B		C FF 98 F SL 86 F FF 97 B FF 98 F CH 88 B FF 97 X SL 84 2-2 ② G3 2-3		F FF 89 F CH 82 B CU 80 S CU 80 1-3 ③ K2-3	5	0	2	0	0	1	4
23 Matt Diaz, R (1, 7) OBP: 0.311, SLG: 0.419		B SL 73 X FF 89 1-0 HR	B FF 93 B FF 90 C FF 89 F FF 91 1 SAFE X FF 93 2-2 11 G4-6-3 1-2 1B		F FF 93 B FF 94 S SL 75 F FF 96 F FF 95 B SL 78 X SL 78 2-2 ② F9		C SL 83 S SL 85 B FF 97 X SL 84 1-2 ③ G1-3			4	1	2	1	0	0	2
11 Mark Kotsay, L (1, 8) OBP: 0.321, SLG: 0.392		B FF 90 B FF 88 C FF 87 X FF 90 2-1 19 G6-3 30 SH2-4 1B	C FF 91 C SL 75 X FF 93 0-2 ② ③ G4-6-3 1-2f		B SL 76 B FF 90 B FF 90 C FF 90 X FF 90 3-1 ③ FC4-6 1-2f			B SI 90 B SI 91 B SI 89 C SI 89 X SI 90 3-1 ① F8		4	0	1	0	0	0	3
30 Jeff Bennett, R (1, 1) 8 Ruben Gotay, S (6, PH) OBP: 0.333, SLG: 0.308 38 Buddy Carlyle, L (7, 1) Will Ohman, L (7, 1) 56 Blaine Boyer, R (8, 1) 14 Martin Prado, R (8, PH) OBP: 0.419, SLG: 0.560 Chris Resop, R (9, 1)		L FF 86 X FF 90 0-1 ① SH2-4 1-2		C CH 85 X CH 85 0-1 ① F8		C FF 93 X SL 88 0-1 ① F8		B SI 89 C SI 90 B CU 78 B SI 88 C SI 89 F FF 90 F SI 88 B FF 90 4-2 2 SH1-3 BB		1 1 0 0 0 0 0	0 0 0 0 0 0 0	0 0 0 0 0 1 0	0 0 0 0 0 0 0	0 0 0 0 0 0 0	0 0 0 0 0 0 0	0 0 0 0 0 0 0
Inning Stats	R: 1 E: 1 K: 0 S: 16 H: 2 LOB: 2 BB: 0 P: 30	R: 1 E: 0 K: 0 S: 11 H: 2 LOB: 3 BB: 2 P: 25	R: 0 E: 0 K: 0 S: 10 H: 2 LOB: 1 BB: 0 P: 14	R: 0 E: 0 K: 0 S: 7 H: 2 LOB: 2 BB: 0 P: 12	R: 0 E: 0 K: 0 S: 11 H: 1 LOB: 1 BB: 0 P: 17	R: 0 E: 0 K: 2 S: 10 H: 1 LOB: 1 BB: 0 P: 14	R: 0 E: 1 K: 0 S: 12 H: 1 LOB: 1 BB: 0 P: 16	R: 0 E: 0 K: 0 S: 11 H: 0 LOB: 1 BB: 1 P: 22	R: 0 E: 1 K: 2 S: 9 H: 1 LOB: 1 BB: 0 P: 13	1B: 11 2B: 0 3B: 0 HR: 1 SF: 0 SAC: 2 DP: 1 HBP: 0						

	AB	37
	R	2
	H	12
	RBI	2
	BB	3
	SO	4
	LOB	24

WP: 0 PA: 42
PB: 0
SB: 1
CS: 0

PITCHER		IP	WLS	BF	H	R	ER	SO	BB	IBB	HBP	BLK	WP	HR	S	P	ERA	WHIP
23 Andrew Miller, L ERA: 7.94	(1, 1)	5.0	W	26	9	2	1	0	1	1	0	0	0	1	55	98	1.80	2.000
35 Doug Waechter, R ERA:	(6, 1)	1.0	H	4	1	0	0	2	0	0	0	0	0	0	10	14	0.00	1.000
22 Matt Lindstrom, R ERA: 3.38	(7, 1)	1.0	H	4	1	0	0	0	0	0	0	0	0	0	12	16	0.00	1.000
57 Taylor Tankersley, L ERA: 6.43	(8, 1)	1.0	H	4	0	0	0	0	1	0	0	0	0	0	11	22	0.00	1.000
32 Justin Miller, R ERA: 2.92	(9, 1)	1.0		4	1	0	0	2	0	0	0	0	0	0	9	13	0.00	1.000

PITCHER	IP	WLS	BF	H	R	ER	SO	BB	IBB	HBP	BLK	WP	HR	S	P	ERA	WHIP

Batter	1	2	3	4	5	6	7	8	9	AB	R	H	RBI	BB	SO	LOB
2 Hanley Ramirez, R (1, 6) OBP: 0.406, SLG: 0.622	B FF 87 B CH 77 F FF 86 F FF 86 F FF 88 B CH 78 B FF 87 4-2 14 S 6 S 14 1B BB		X FF 86 0-0 ① F9	B FF 88 B CH 77 S FF 88 F CH 77 B FF 88 F FF 88 F CH 76 C FF 87 3-3 ③ K			X FF 86 0-0 ① F7		B FF 97 C FF 95 C CH 86 X SL 82 1-2 ② F9	4	1	0	0	1	1	1
6 Dan Uggla, R (1, 4) OBP: 0.333, SLG: 0.488	1 SAFE B FF 86 X FF 86 1-0 ① F7 1-2		B FF 87 C FF 87 B FF 87 B CH 78 B FF 88 4-1 27 1B 14 2B BB		B CH 79 X FF 86 1-0 ① G6-3		C FF 87 X FF 87 0-1 27 FC4-6 1B		B FF 95 B FF 94 B FF 93 C FF 93 B FF 95 4-1 BB	3	1	1	0	2	0	1
27 Jeremy Hermida, L (1, 9) OBP: 0.295, SLG: 0.421	B FF 88 S FF 86 B FF 86 X CH 76 2-1 ② F8		C FF 86 X FF 88 0-1 14 2B 1-2 1B		B SL 76 F FF 85 B FF 86 C FF 86 B SL 76 B FF 86 4-2 14 HR BB		C SI 83 B SL 80 F CH 76 X CU 71 1-2 ② FC4-6 1-2f		B FF 92 C FF 95 B CH 86 X SI 92 2-1 ③ G5-3	4	1	1	0	1	0	3
14 Josh Willingham, R (1, 7) OBP: 0.396, SLG: 0.659	B FF 87 C X 1-1 2-H 1B		F CH 87 X FF 87 0-1 ② 1-H 2-H 2B		C CH 76 X FF 87 0-1 1-H HR		C FF 87 B SI 87 B SL 81 F SL 82 X FF 85 2-2 ③ G6-3			4	1	3	4	0	0	1
Mike Jacobs, L (1, 3) OBP: 0.307, SLG: 0.614	1 SAFE S CH 76 F SL 78 S FF 88 0-3 ③ K		B SL 77 S FF 87 S FF 87 B SL 78 F FF 88 F FF 88 B FF 89 F FF 87 B FF 88 4-2 BB		S CH 78 X CH 76 0-1 ② G1-3			X FF 94 0-0 ① F8		3	0	0	0	1	1	1
12 Cody Ross, R (1, 8) OBP: 0.163, SLG: 0.220 4 Alfredo Amezaga, S (8, PH) OBP: 0.424, SLG: 0.429 (8, 8)		C FF 85 F FF 86 X FF 88 0-2 ① G6-3	X CH 76 0-0 ③ F7		B CH 78 S CH 77 B FF 86 X FF 86 2-1 ③ G6-3			B FF 94 C FF 94 B FF 94 F FF 93 B FF 94 X FF 93 3-2 ② G4-3		3 1	0 0	0 0	0 0	0 0	0 0	2 0
18 Wes Helms, R (1, 5) OBP: 0.294, SLG: 0.200		C FF 87 X FF 87 0-1 ② F8		X SI 84 0-0 66 SH3-4 1B		X FF 85 0-0 ① L6		S SL 81 S SL 81 B FF 96 B SL 83 B FF 94 B SL 79 4-2 BB		3	0	1	0	1	0	0
58 Mike Rabelo, S (1, 2) OBP: 0.250, SLG: 0.324		B FF 87 F FF 87 B CH 77 B CH 78 C FF 87 B FF 87 4-2 BB	C SI 85 F CH 76 X CH 78 0-2 ① F8		B FC 86 C FF 86 B CH 76 S CH 76 B CU 71 X FF 86 3-2 ② L7			C CH 85 B SL 80 S CH 85 S SL 83 1-3 ③ K		3	0	0	0	1	1	2
66 Burke Badenhop, R (1, 1) 11 Robert Andino, R (6, PH) OBP: 0.278, SLG: 0.588 19 Logan Kensing, R (6, 1) 35 Doug Waechter, R (8, 1) Luis Gonzalez, L (9, PH) OBP: 0.293, SLG: 0.417		C FF 86 S CH 76 S CH 77 0-3 ③ K	B FF 85 X FF 82 1-0 ② SH3-4 1-2		S SL 82 F SL 81 B CU 72 F CH 76 F SL 81 B CU 73 B SI 87 S SL 82 3-3 ③ K				B FF 94 B FF 92 C FF 92 C CH 85 B SL 80 F FF 93 X SL 79 3-2 ① F9	1 1 0 0 1	0 0 0 0 0	0 0 0 0 0	0 0 0 0 0	1 1 0 0 0	1 0 0 0 0	1 0 0 0 0
Inning Stats	R: 1 H: 1 E: 0 LOB: 1 K: 1 BB: 1 S: 11 P: 19	R: 0 H: 0 E: 0 LOB: 1 K: 1 BB: 1 S: 10 P: 14	R: 1 H: 2 E: 0 LOB: 2 K: 0 BB: 2 S: 12 P: 20	R: 0 H: 1 E: 0 LOB: 1 K: 1 BB: 0 S: 10 P: 14	R: 2 H: 1 E: 0 LOB: 0 K: 0 BB: 1 S: 9 P: 16	R: 0 H: 0 E: 0 LOB: 0 K: 1 BB: 0 S: 9 P: 15	R: 0 H: 1 E: 0 LOB: 1 K: 0 BB: 0 S: 9 P: 12	R: 0 H: 0 E: 0 LOB: 1 K: 1 BB: 1 S: 9 P: 17	R: 0 H: 0 E: 0 LOB: 1 K: 0 BB: 1 S: 10 P: 20	1B: 4 SF: 0 2B: 1 SAC: 1 3B: 0 DP: 0 HR: 1 HBP: 0						

PITCHER		IP	WLS	BF	H	R	ER	SO	BB	IBB	HBP	BLK	WP	HR	S	P	ERA	WHIP
Chuck James, L ERA: 7.62	(1, 1)	5.0	W	24	5	4	4	3	5	0	0	0	0	1	52	83	7.20	2.000
57 Jorge Campillo, R ERA: 0.96	(6, 1)	2.0	H	7	1	0	0	1	0	0	0	0	0	0	18	27	0.00	0.500
46 Manny Acosta, R ERA: 3.27	(8, 1)	2.0	S	8	0	0	0	1	2	0	0	0	0	0	19	37	0.00	1.000

PITCHER	IP	WLS	BF	H	R	ER	SO	BB	IBB	HBP	BLK	WP	HR	S	P	ERA	WHIP

TOP

Florida Marlins @ Atlanta Braves

Turner Field, Atlanta, GA

Thu Apr 24 2008, 7:00 PM EDT

Att. 19,903 - Partly Cloudy - 77 F

livebaseballscorecards.com

AB	31
R	4
H	6
RBI	4
BB	7
SO	5
LOB	12

WP: 0 PA: 39
PB: 0
SB: 2
CS: 0

Florida Marlins @ Atlanta Braves

Turner Field, Atlanta, GA

Thu Apr 24 2008, 7:00 PM EDT
Att. 19,903 - Partly Cloudy - 77 F

livebaseballscorecards.com

BOTTOM

Batter	1	2	3	4	5	6	7	8	9	AB	R	H	RBI	BB	SO	LOB
2 Kelly Johnson, L (1, 4) OBP: 0.325, SLG: 0.403	C SI 91 C SI 89 B SI 92 X SL 81 1-2 G1-3 ①	C SI 90 C SL 80 F SI 88 F FF 89 F SI 91 F SL 79 X FS 82 0-2 G3 ①		X SI 90 0-0 1B			B FF 93 F FF 94 C CU 82 F CU 82 X CU 82 1-2 F7 ②			4	0	1	0	0	0	0
19 Yunel Escobar, R (1, 6) OBP: 0.400, SLG: 0.471	C SI 90 X SI 91 0-1 10 1B 1B	B SL 80 B SI 90 X SI 90 2-0 G6-3 ②		X SI 88 0-0 G4-3 ③			B CU 84 B FF 93 C FF 95 B CU 84 B FF 96 4-1 10 E BB			3	1	1	0	1	0	1
10 Chipper Jones, S (1, 5) OBP: 0.485, SLG: 0.733	1 SAFE X FF 90 0-0 16 BB 1B 7 2B 1-3 1B	B SI 90 B FS 83 X SI 90 2-0 HR			B SI 88 B FS 81 X FS 80 2-0 16 G4-6-3 1B		B FF 95 C FF 95 B CU 83 1 SAFE I IN 76 I IN 77 4-1 1-3 IBB			3	2	3	1	1	0	0
Mark Teixeira, S (1, 3) OBP: 0.306, SLG: 0.411	C SI 90 B SI 90 S FS 83 F FS 83 B FF 91 X FS 82 2-2 16 BB 7 2B 1-2 3-H 1B	C SL 80 X SI 90 0-1 G6-3 ③			C SI 89 X FF 89 0-1 F8 ①		C CU 82 X FF 94 0-1 P4 ③			4	1	1	1	0	0	3
16 Brian McCann, L (1, 2) OBP: 0.349, SLG: 0.584	B SI 91 B SI 90 B SI 90 B FF 90 4-0 7 2B 23 1B 1-2 2-3 BB		B SI 89 B SI 89 F SI 89 F FS 82 B FF 89 X FS 81 3-2 G4-3 ①		B SI 90 B FS 81 F SI 89 X FF 89 2-1 G4-6-3 ② ③ 1-2f			B FF 92 X FF 91 1-0 7 SF8 3B		3	2	1	0	1	0	1
7 Jeff Francoeur, R (1, 9) OBP: 0.323, SLG: 0.494	C SL 81 B SL 80 B SI 90 B SI 90 C SI 90 X SI 91 3-2 23 1B 1-3 2-H 3-H 2B		C SI 91 F FS 82 B FF 89 B SL 81 X SI 89 2-2 G5-3 ②			B SL 87 S FF 90 B FF 90 X FF 90 2-1 F8 ①		F SL 85 X SL 85 0-1 SF8 ① 3-H		3	1	1	3	0	0	0
23 Matt Diaz, R (1, 7) OBP: 0.308, SLG: 0.410	C SL 81 X SI 90 0-1 2-H 3-H 1B		X SL 79 0-0 B1-3 ③			S FF 94 C FF 94 F FF 96 B CU 84 X FF 94 1-2 L5 ②		C SL 87 X FF 94 0-1 L7 ②		4	0	1	2	0	0	0
1 Grégor Blanco, L (1, 8) OBP: 0.500, SLG: 0.455	B SI 90 B SI 90 F FF 90 F FF 89 X FS 82 2-2 G1-3 ②			B SI 89 C FS 80 B FF 89 S FS 81 B FF 89 X SI 89 3-2 G4-3 ①		B FF 94 F FF 95 F FF 94 F CU 84 F CU 83 F FF 95 F CU 81 F FF 95 B FF 95 2-2 X CU 84 G3 ③		T FF 94 X FF 93 0-1 1B		4	0	1	0	0	0	1
Chuck James, L (1, 1) 57 Jorge Campillo, R (6, 1) 8 Ruben Gotay, S (7, PH) OBP: 0.313, SLG: 0.286 46 Manny Acosta, R (8, 1)	X FF 88 0-0 F9 ③			B FF 90 C FF 89 S FS 81 X FF 90 1-2 L1 ②			X FF 92 0-0 F8 ①	C FF 93 F FF 92 B FF 94 F SL 83 P PO 81 S SL 84 2-3 K ③		2 0 1 1	0 0 0 0	0 0 0 0	0 0 0 0	0 0 0 1	0 0 0 1	1 0 0 1
Inning Stats	R: 5 E: 0 K: 0 S: 19 H: 5 LOB: 1 BB: 1 P: 31	R: 1 E: 0 K: 0 S: 11 H: 1 LOB: 0 BB: 0 P: 15	R: 0 E: 0 K: 0 S: 7 H: 0 LOB: 0 BB: 0 P: 12	R: 0 E: 0 K: 0 S: 8 H: 1 LOB: 1 BB: 0 P: 12	R: 0 E: 0 K: 0 S: 5 H: 1 LOB: 0 BB: 0 P: 9	R: 0 E: 0 K: 0 S: 14 H: 0 LOB: 0 BB: 0 P: 19	R: 0 E: 1 K: 0 S: 9 H: 0 LOB: 2 BB: 2 P: 18	R: 1 E: 0 K: 1 S: 12 H: 2 LOB: 1 BB: 0 P: 14		1B: 7 2B: 1 3B: 1 HR: 1 SF: 1 SAC: 0 DP: 1 HBP: 0				WP: 0 PB: 0 SB: 0 CS: 0 PA: 36		

	AB	32
	R	7
	H	10
	RBI	7
	BB	3
	SO	1
	LOB	8

PITCHER		IP	WLS	BF	H	R	ER	SO	BB	IBB	HBP	BLK	WP	HR	S	P	ERA	WHIP
66 Burke Badenhop, R ERA: 8.36	(1, 1)	5.0	L	23	8	6	6	0	1	0	0	0	0	1	50	79	10.80	1.800
19 Logan Kensing, R ERA: 0.9	(6, 1)	2.0		8	0	0	0	0	1	1	0	0	0	0	23	37	0.00	0.500
35 Doug Waechter, R ERA: 2.25	(8, 1)	1.0		5	2	1	1	1	0	0	0	0	0	0	12	14	9.00	2.000

PITCHER	IP	WLS	BF	H	R	ER	SO	BB	IBB	HBP	BLK	WP	HR	S	P	ERA	WHIP

Atlanta Braves @ New York Mets

Shea Stadium, Flushing, NY

Fri Apr 25 2008, 7:10 PM EDT

Att. 52,495 - Cloudy - 62 F

TOP

livebaseballscorecards.com

Batter	1	2	3	4	5	6	7	8	9	AB	R	H	RBI	BB	SO	LOB
2 Kelly Johnson, L (1, 4) OBP: 0.341, SLG: 0.453	C SI 92 B FS 81 F SI 92 B FF 93 B SI 94 F FF 93 F FF 93 B SI 95 4-2 19 SH1-3 1B BB	2 SAFE X FF 90 0-0 ② P5		B SI 91 B FS 80 X SI 92 2-0 ② SF7 3-H		X 0-0 1-H HR	B SI 84 S SI 84 B SI 85 X SI 84 2-1 1-2 3-H 1B			3	2	2	4	1	0	1
19 Yunel Escobar, R (1, 6) OBP: 0.400, SLG: 0.471 14 Martín Prado, R (1, 6) OBP: 0.371, SLG: 0.483	X SI 92 0-0 ① SH1-3 1-2	B SI 93 C SI 92 B FS 82 B SI 93 F SI 92 X SI 94 3-2 ③ G3-1 2-3		F SI 92 X SI 92 0-1 ③ F8		B SL 83 B SL 83 C SI 93 X SI 93 2-1 E6 2B	B SI 86 C CU 75 X SI 86 1-1 ③ G6-3			0 4	0 0	0 0	0 0	0 0	0 0	0 4
10 Chipper Jones, S (1, 5) OBP: 0.480, SLG: 0.711	B FF 93 B FS 83 B SI 94 B SI 94 4-0 16 BB 1B 7 FC5-2 BB	X FS 81 0-0 16 1B 1B			B FF 92 B FF 92 X FF 93 2-0 ① G6-3	X SI 88 0-0 ② F8		X SI 84 0-0 ① L8		4	0	1	0	1	0	1
Mark Teixeira, S (1, 3) OBP: 0.311, SLG: 0.421	B SI 93 B FS 84 X SI 94 2-0 7 FC5-2 16 BB 1-2 2-H 1B	X FF 90 0-0 ① L7			B SI 94 B SI 93 S FS 84 B SI 92 X FF 95 3-1 ② F8	C SI 88 B SI 89 1 SAFE X 1-1 1-3 2B		B CH 73 C CU 74 B SI 84 F CH 71 X CU 74 2-2 ② P4		5	0	2	1	0	0	1
16 Brian McCann, L (1, 2) OBP: 0.363, SLG: 0.593	B SI 93 B FS 84 B SI 93 C FF 92 B SI 92 4-1 7 FC5-2 1-2 2-3 BB	F FF 91 X 0-1 7 G1-6-3 1-2 1B			B FS 83 B SI 93 B SI 94 C FF 93 X FF 95 3-1 7 2B 2B	C SI 88 B SI 89 F SI 88 F SL 80 T SL 81 1-2 ③ K		C CU 73 B SI 84 B CU 73 X CU 74 2-1 ③ G6-3		4	1	2	0	1	1	2
7 Jeff Francoeur, R (1, 9) OBP: 0.317, SLG: 0.489	B SL 84 C SI 93 B SI 93 F FF 94 X SI 93 2-2 ② FC5-2 1-2 2-3 3-Hf	C SI 91 X SI 93 0-1 ②③ G1-6-3 1-2f			B SI 93 F SI 93 B SI 92 X SI 94 2-1 2-H 2B		C SL 80 C SI 90 B SL 82 B SL 81 B SI 90 X SI 90 3-2 ① G3		B FC 84 X FC 83 1-0 ① G5-3	5	0	1	1	0	0	5
23 Matt Diaz, R (1, 7) OBP: 0.301, SLG: 0.390	B SI 93 C FF 92 F SI 93 S SI 93 1-3 ③ K			B SI 92 B SI 91 B FF 90 B FS 88 4-0 49 SH1-4 1 1B 2 SF7 BB	C SL 82 X SI 93 0-1 ③ G4-3		X SI 90 0-0 ② G3-1		B SI 88 S FC 83 S FC 83 S CH 78 1-3 ② K	4	1	0	0	1	2	4
1 Grégor Blanco, L (1, 8) OBP: 0.548, SLG: 0.500		L SI 92 B FF 91 L SI 93 B FS 82 F FF 92 X SI 92 2-2 14 PB 49 SH5-3 1B		B SI 88 C FS 87 B FF 89 X SI 90 2-1 49 SH1-4 1-2 1B		F FF 90 B FS 80 X FS 81 1-1 ① G3	B CH 81 B SI 90 C FF 89 C CH 80 B SI 91 X SI 90 3-2 11 1B 2 1B 1B		B FF 88 B FF 89 F SI 88 B FC 86 B CH 79 4-1 BB	4	1	3	0	1	0	0
49 Jair Jurrjens, R (1, 1) OBP: 0.273, SLG: 0.111 11 Mark Kotsay, L (7, PH) OBP: 0.329, SLG: 0.400 Will Ohman, L (7, 1) 56 Blaine Boyer, R (8, 1) 8 Ruben Gotay, S (9, PH) OBP: 0.294, SLG: 0.267 Royce Ring, L (9, 1) 46 Manny Acosta, R (9, 1)		1 SAFE L SI 88 X SI 90 0-1 ① SH5-3 1-2		X FS 88 0-0 ① SH1-4 1-2 2-3		C SL 82 S SL 83 B FF 92 F SL 83 F FF 93 F SI 93 X SL 83 1-2 2 HR 1B	S CH 79 X CH 80 0-1 2 1B 1-3 1B		C CH 78 B SI 84 F CH 79 1 SAFE B SI 86 X CH 78 2-2 ③ G2-3	1 1 0 0 0 1 0 0	1 0 0 0 0 0 0 0	1 1 0 0 0 0 0 0	0 0 0 0 0 0 0 0	0 0 0 0 0 0 0 0	0 0 0 0 0 0 1 0	0 0 0 0 0 1 0 0
Inning Stats	R: 1 E: 0 K: 1 S: 13 H: 1 LOB: 3 BB: 3 P: 30	R: 0 E: 0 K: 0 S: 10 H: 1 LOB: 1 BB: 0 P: 15	R: 0 E: 0 K: 0 S: 6 H: 2 LOB: 1 BB: 0 P: 6	R: 1 E: 0 K: 0 S: 6 H: 1 LOB: 1 BB: 1 P: 14	R: 1 E: 0 K: 0 S: 9 H: 2 LOB: 1 BB: 0 P: 19	R: 2 E: 1 K: 1 S: 18 H: 3 LOB: 2 BB: 0 P: 24	R: 1 E: 0 K: 0 S: 13 H: 3 LOB: 2 BB: 0 P: 22	R: 0 E: 0 K: 0 S: 6 H: 0 LOB: 0 BB: 0 P: 10	R: 0 E: 0 K: 1 S: 8 H: 0 LOB: 1 BB: 1 P: 16	1B: 9 2B: 3 3B: 0 HR: 1 SF: 1 SAC: 3 DP: 1 HBP: 0						

AB	36
R	6
H	13
RBI	6
BB	5
SO	3
LOB	19

WP: 0 PB: 1 SB: 0 CS: 0 PA: 45

PITCHER		IP	WLS	BF	H	R	ER	SO	BB	IBB	HBP	BLK	WP	HR	S	P	ERA	WHIP
34 Mike Pelfrey, R ERA: 4.43	(1, 1)	5.1	L	29	9	5	5	1	4	0	0	0	0	1	55	99	8.44	2.438
Scott Schoeneweis, L ERA: 3.0	(6, 1)	0.2		3	1	0	0	1	0	0	0	0	0	0	7	9	0.00	1.500
Joe Smith, R ERA: 3.27	(7, 1)	0.2		4	2	1	1	0	0	0	0	0	0	0	9	15	13.50	3.000
25 Pedro Feliciano, L ERA: 1.35	(7, 1)	1.1		5	1	0	0	0	0	0	0	0	0	0	10	17	0.00	0.750
Duaner Sanchez, R ERA:	(9, 1)	1.0		4	0	0	0	1	1	0	0	0	0	0	8	16	0.00	1.000

PITCHER	IP	WLS	BF	H	R	ER	SO	BB	IBB	HBP	BLK	WP	HR	S	P	ERA	WHIP

Atlanta Braves @ New York Mets

Shea Stadium, Flushing, NY

Fri Apr 25 2008, 7:10 PM EDT

Att. 52,495 - Cloudy - 62 F

BOTTOM

Batter	1	2	3	4	5	6	7	8	9	AB	R	H	RBI	BB	SO	LOB
7 José Reyes, S (1, 6) OBP: 0.277, SLG: 0.404	B CH 87 C FF 88 B CH 82 B FF 89 C SI 89 S FF 89 3-3 K ①		S CH 83 F CH 82 X FF 92 0-2 G1-3 ②		C SI 88 X CH 81 0-1 L9 ①		C FF 87 C FF 87 D SL 80 X FF 87 1-2 L9 ②			4	0	0	0	0	1	4
1 Luis Castillo, S (1, 4) OBP: 0.354, SLG: 0.275	C FF 89 C FF 90 B CH 82 B CH 82 F FF 91 F SI 90 X CH 83 2-2 G1-3 ②		C SI 91 B SI 91 B CH 83 B SI 92 C SI 91 F SI 91 D SI 91 4-2 15 BB 5 BB 19 BB BB		C SI 90 C SI 90 B FF 91 B CH 82 B FF 91 X FF 91 3-2 G4-3 ②		B FF 87 X FF 87 1-0 P5 ③			3	1	0	0	1	0	2
5 David Wright, R (1, 5) OBP: 0.422, SLG: 0.580	B SI 90 B SI 92 F FF 91 C SI 91 B CH 83 X SI 91 3-2 G4-3 ③		F FF 93 F CH 84 B SI 93 B SL 80 B CH 84 B SI 92 4-2 19 BB 15 BB 1-2 2-3 3-H BB		X SL 80 0-0 G6-3 ③			C SI 92 F FF 92 B FF 94 X CU 76 1-2 F8 ①		3	0	0	1	1	0	0
15 Carlos Beltrán, S (1, 8) OBP: 0.368, SLG: 0.403		C FF 87 X CH 80 0-1 L3 ① B CH 82 B SI 91 B SI 91 C SI 91 B SI 91 4-1 19 BB 1-2 2-3 3-H BB			C SI 89 B SL 78 X SL 78 1-1 G1-3 ①		F CU 74 F CU 75 B CU 74 X FF 93 1-2 G5-3 ②		3	0	0	1	1	0	0
19 Ryan Church, L (1, 9) OBP: 0.402, SLG: 0.446		C CH 88 X CH 81 0-1 G3 ② B SI 90 B CH 82 C FF 90 F CH 82 B FF 91 4-2 1-2 2-3 3-H BB			B CH 80 B SI 88 C SI 90 B FF 89 F FF 89 S FF 89 3-3 K ②		C SI 92 B CH 82 S CH 83 S CU 74 1-3 K ③		3	0	0	1	1	2	0
16 Ángel Pagán, S (1, 7) OBP: 0.349, SLG: 0.373 25 Pedro Feliciano, L (7, 1) Duaner Sanchez, R (9, 1) 21 Carlos Delgado, L (9, PH) OBP: 0.287, SLG: 0.268		C SI 89 B SI 89 S CH 82 S CH 82 1-3 K ③	C FF 90 F SI 91 B CH 84 B SI 91 F CH 83 F SI 90 C SI 91 2-3 K ③		B SI 89 B FF 88 C CH 88 F FF 88 B CH 80 X FF 89 3-2 P5 ③			B CU 70 B SI 86 C SI 86 F SI 86 S SI 87 2-3 K ①		3 0 0 1	0 0 0 0	0 0 0 0	0 0 0 0	2 0 0 1	3 0 0 0
9 Marlon Anderson, L (1, 3) OBP: 0.200, SLG: 0.316 Damion Easley, R (7, PH) OBP: 0.294, SLG: 0.290 (8, 3)			X CH 86 0-0 30 1B 5 BB 1B C FF 88 B SL 78 F CH 80 X SL 78 1-2 F7 ①				B FF 87 X FF 87 1-0 F8 ①		B FF 92 C CH 90 S SL 76 F SL 78 F SL 78 X SI 93 1-2 G1-3 ②	2 2	1 0	1 0	0 0	0 0	0 0	0 0
30 Raul Casanova, S (1, 2) OBP: 0.321, SLG: 0.308			C SI 88 F CH 80 D FF 90 1 SAFE 1 SAFE F SI 90 B FF 90 1 SAFE B CH 82 3-2 X SI 90 5 BB 34 SH3 15 BB 1-3 1B B SI 89 B FF 90 F FF 89 X SI 89 2-1 G4-3 ②				C FF 90 B FF 88 B FF 88 B FF 88 F FF 87 F SL 80 B FF 87 4-2 BB BB		X SI 92 0-0 G3 ③	3	1	1	0	1	0	0
34 Mike Pelfrey, R (1, 1) Scott Schoeneweis, L (6, 1) Joe Smith, R (7, 1) Endy Chavez, L (7, 7) OBP: 0.286, SLG: 0.222			B FF 91 L FF 91 X FF 91 1-1 SH3 ① 1-2 S SI 89 F SI 89 X SI 90 0-2 P4 ③				B FF 87 B SL 78 B FF 87 C FF 86 B FF 87 4-1 1-2 BB			1 0 0 0	0 0 0 0	0 0 0 0	0 0 0 1	0 0 0 0	0 0 0 0
Inning Stats	R: 0 E: 0 K: 1 S: 11 H: 0 LOB: 0 BB: 0 P: 19	R: 0 E: 0 K: 1 S: 7 H: 0 LOB: 0 BB: 0 P: 8	R: 3 E: 0 K: 1 S: 23 H: 2 LOB: 3 BB: 4 P: 45	R: 0 E: 0 K: 0 S: 8 H: 0 LOB: 0 BB: 0 P: 11	R: 0 E: 0 K: 0 S: 6 H: 0 LOB: 0 BB: 0 P: 9	R: 0 E: 0 K: 1 S: 8 H: 0 LOB: 0 BB: 0 P: 15	R: 0 E: 0 K: 0 S: 9 H: 0 LOB: 2 BB: 2 P: 20	R: 0 E: 0 K: 1 S: 9 H: 0 LOB: 0 BB: 0 P: 12	R: 0 E: 0 K: 1 S: 9 H: 0 LOB: 0 BB: 0 P: 12	1B: 2 2B: 0 3B: 0 HR: 0	SF: 0 SAC: 1 DP: 0 HBP: 0		WP: 0 PB: 0 SB: 0 CS: 0	PA: 35			

livebaseballscorecards.com

AB	28
R	3
H	2
RBI	3
BB	6
SO	6
LOB	9

PITCHER		IP	WLS	BF	H	R	ER	SO	BB	IBB	HBP	BLK	WP	HR	S	P	ERA	WHIP
49 Jair Jurrjens, R ERA: 3.45	(1, 1)	6.0	W	24	2	3	3	4	4	0	0	0	0	0	63	107	4.50	1.000
Will Ohman, L ERA: 1.0	(7, 1)	1.0	H	5	0	0	0	0	2	0	0	0	0	0	9	20	0.00	2.000
56 Blaine Boyer, R ERA: 3.68	(8, 1)	1.0	H	3	0	0	0	1	0	0	0	0	0	0	9	12	0.00	0.000
Royce Ring, L ERA: 9.82	(9, 1)	0.1	H	1	0	0	0	1	0	0	0	0	0	0	3	5	0.00	0.000
46 Manny Acosta, R ERA: 3.09	(9, 1)	0.2		2	0	0	0	0	0	0	0	0	0	0	6	7	0.00	0.000

PITCHER	IP	WLS	BF	H	R	ER	SO	BB	IBB	HBP	BLK	WP	HR	S	P	ERA	WHIP

Atlanta Braves @ New York Mets

Shea Stadium, Flushing, NY

Sat Apr 26 2008, 1:10 PM EDT

Att. 51,339 - Partly Cloudy - 60 F

TOP

livebaseballscorecards.com

Batter	1	2	3	4	5	6	7	8	9	AB	R	H	RBI	BB	SO	LOB
1 Grégor Blanco, L (1, 7) (7, 8) OBP: 0.514, SLG: 0.448	B SI 89 B SI 89 C SI 89 F SI 90 B FF 92 F FF 90 S SI 89 3-3 ① **K**		C SI 90 F CH 82 X CH 84 0-2 ① **F7**		B FF 88 B SI 88 C SI 88 F SI 89 X FF 92 2-2 ① **P5**		B SI 87 S SI 87 B SI 87 B SI 88 B SI 88 4-1 2 S **BB**			3	0	0	0	1	1	1
11 Mark Kotsay, L (1, 8) OBP: 0.326, SLG: 0.385 57 Jorge Campillo, R (7, 1)	B SI 90 F CH 82 S SI 90 X CH 84 1-2 ② **G3**		B SI 91 B CH 84 C SI 91 B CH 83 S SI 90 F SI 91 B FF 91 4-2 16 WP BB 1-2 **BB**		C FF 90 C SI 90 B SL 78 X FF 91 1-2 ② **F7**		X SI 85 0-0 ② **F9**			3	0	0	0	1	0	1
										0	0	0	0	0	0	0
2 Kelly Johnson, L (1, 4) OBP: 0.337, SLG: 0.436	B SI 90 B FF 90 B SI 90 B SI 91 4-0 2B **BB**		S CH 81 S CH 82 D CH 84 S CH 84 1-3 ② **K**		C CH 83 B SL 77 B SI 89 B SI 89 F SI 90 F FF 89 C SI 89 3-3 ③ **K**		C SI 86 D SL 78 B SI 87 B SI 86 F FF 87 S FF 88 3-3 ③ **K** 1-2			3	1	0	0	1	3	3
Mark Teixeira, S (1, 3) OBP: 0.318, SLG: 0.429	D CH 82 B SI 91 C SI 91 X SI 92 2-1 1-H 2B		B SI 92 C CH 83 S CH 84 B CH 84 F CH 84 D SI 85 F CH 82 B CH 85 4-2 16 WP 1-2 2-3 **BB**			B SI 92 B CH 81 X SI 91 2-0 ① **G3-1**		F SI 84 B SI 84 F CH 71 S CH 73 1-3 ① **K**		3	0	1	1	1	1	0
16 Brian McCann, L (1, 2) OBP: 0.358, SLG: 0.576 19 Yunel Escobar, R (8, PR) OBP: 0.400, SLG: 0.471 Corky Miller, R (8, 2) OBP: 0.111, SLG: 0.111	B SI 91 S CH 84 B SI 91 S SI 92 C SI 91 F FF 91 X SI 91 3-2 ③ **F8**		B SI 91 S SI 90 S FF 90 B CH 85 X SI 90 2-2 ③ **G3** 1-2 2-3 3-H			B CH 82 F SI 92 S SI 93 F CH 84 B SI 92 B SI 92 T SI 91 3-2 ② **K**		C CU 74 B CU 73 C SI 86 B CU 72 X SI 85 2-2 7 G6-4-3 1B		4	0	1	0	0	1	3
										0	0	0	0	0	0	0
										0	0	0	0	0	0	0
7 Jeff Francoeur, R (1, 9) OBP: 0.314, SLG: 0.490		X FF 89 0-0 ① **P2**		B FF 89 F SI 88 C SI 90 B SL 77 X SI 91 2-2 ① **F9**		F SI 92 F SI 92 F SI 87 B SI 92 X CH 83 1-2 14 1B 2B		C SI 86 B CH 79 1 SAFE B CH 80 F SI 89 1 SAFE X FC 84 2-2 ②③ **G6-4-3** 1-2f		4	1	1	0	0	0	1
14 Martín Prado, R (1, 5) OBP: 0.385, SLG: 0.485		C SI 89 F SI 90 C SL 78 0-3 ② **K**		C FF 90 B CH 84 X FF 91 1-1 1B		X SI 92 0-0 2-H 1B			C FF 92 X FF 94 0-1 ① **F8**	4	0	2	1	0	1	0
1 Brent Lillibridge, R (1, 6)		F SI 90 S FF 92 B SI 93 S SL 79 1-3 ③ **K**		L FF 90 B SI 92 C CH 82 B FF 91 S FF 91 2-3 ② **K**		S SL 86 1 SAFE S SI 91 F SI 92 F SL 87 X SI 92 0-2 ③ **G4-3**			F FF 93 C FF 95 F SL 85 C FF 94 0-3 ② **K**	4	0	0	0	0	3	2
15 Tim Hudson, R (1, 1) OBP: 0.222, SLG: 0.125 8 Ruben Gotay, S (4, PH) OBP: 0.278, SLG: 0.250 38 Buddy Carlyle, L (4, 1) Royce Ring, L (5, 1) 30 Jeff Bennett, R (5, 1) 23 Matt Diaz, R (7, PH) OBP: 0.294, SLG: 0.381 (7, 7)			B FF 90 X FF 89 1-0 BB 11 BB 16 WP 1B	B SI 91 S SI 92 C SI 91 D CH 85 B FF 91 F FF 89 F FF 90 S CH 82 3-3 ③ **K**			X SI 88 0-0 ① **G4-3**		B SL 83 C SL 82 B FF 94 S SL 82 X FF 95 2-2 ③ **G6-3**	1	1	1	0	0	0	0
										1	0	0	0	0	1	1
										0	0	0	0	0	0	0
										0	0	0	0	0	0	0
										0	0	0	0	0	0	0
										2	0	0	0	0	0	0

	AB	32
	R	3
	H	6
	RBI	2
	BB	4
	SO	11
	LOB	12

Inning Stats	1	2	3	4	5	6	7	8	9
	R: 1 E: 0 K: 1 S: 13	R: 0 E: 0 K: 2 S: 7	R: 1 E: 0 K: 1 S: 17	R: 0 E: 0 K: 2 S: 13	R: 0 E: 0 K: 1 S: 10	R: 1 E: 0 K: 1 S: 15	R: 0 E: 0 K: 1 S: 6	R: 0 E: 0 K: 1 S: 9	R: 0 E: 0 K: 1 S: 9
	H: 1 LOB: 1 BB: 1 P: 26	H: 0 LOB: 0 BB: 0 P: 8	H: 1 LOB: 2 BB: 2 P: 29	H: 1 LOB: 1 BB: 0 P: 21	H: 0 LOB: 0 BB: 0 P: 16	H: 2 LOB: 1 BB: 0 P: 21	H: 0 LOB: 1 BB: 1 P: 13	H: 1 LOB: 1 BB: 0 P: 14	H: 0 LOB: 0 BB: 0 P: 11

1B: 4	SF: 0	WP: 1	PA: 36
2B: 2	SAC: 0	PB: 0	
3B: 0	DP: 1	SB: 1	
HR: 0	HBP: 0	CS: 0	

PITCHER		IP	WLS	BF	H	R	ER	SO	BB	IBB	HBP	BLK	WP	HR	S	P	ERA	WHIP
33 John Maine, R ERA: 3.58	(1, 1)	5.0	W	21	3	2	2	7	3	0	0	0	1	0	60	100	3.60	1.200
Aaron Heilman, R ERA: 6.43	(6, 1)	1.0	H	5	2	1	1	1	0	0	0	0	0	0	15	21	9.00	2.000
Scott Schoeneweis, L ERA: 2.57	(7, 1)	1.0	H	4	0	0	0	1	1	0	0	0	0	0	6	13	0.00	1.000
25 Pedro Feliciano, L ERA: 1.29	(8, 1)	0.1	H	2	1	0	0	1	0	0	0	0	0	0	6	9	0.00	3.000
Duaner Sanchez, R ERA:	(8, 1)	0.2	H	1	0	0	0	0	0	0	0	0	0	0	3	5	0.00	0.000

PITCHER		IP	WLS	BF	H	R	ER	SO	BB	IBB	HBP	BLK	WP	HR	S	P	ERA	WHIP
13 Billy Wagner, L ERA:	(9, 1)	1.0	S	3	0	0	0	1	0	0	0	0	0	0	9	11	0.00	0.000

Atlanta Braves @ New York Mets

Shea Stadium, Flushing, NY

Sat Apr 26 2008, 1:10 PM EDT
Att. 51,339 - Partly Cloudy - 60 F

livebaseballscorecards.com

BOTTOM

Batter	1	2	3	4	5	6	7	8	9	AB	R	H	RBI	BB	SO	LOB
7 José Reyes, S (1, 6) OBP: 0.265, SLG: 0.387	B SI 88 F SI 87 B SI 88 X FS 79 2-1 ① L9		L FS 76 F FS 79 F FC 84 X SI 88 0-2 ① P6	B X 1-0 ② P6		B SI 89 X SI 88 1-0 ② FC3-2 S 3-H				4	0	0	0	0	0	1
Endy Chavez, L (1, 7) OBP: 0.280, SLG: 0.227	B SI 88 C SI 88 X FC 85 1-1 ② L7		C SI 89 B FF 89 L FC 84 X SI 90 1-2 5 1B 15 2B 1B	B FF 90 B FF 88 B FF 88 C FF 86 X FF 88 3-1 ③ F8		1 SAFE 1 SAFE 1 SAFE B CH 82 1 SAFE C SI 88 B SI 88 X SI 89 2-1 ③ L6 1-2				4	1	1	0	0	0	1
5 David Wright, R (1, 5) OBP: 0.425, SLG: 0.576	F SI 89 B SI 90 B SI 90 F SI 89 B FC 84 X SI 90 3-2 E5		X SI 90 0-0 15 2B 1-2 1B		C FF 89 C SL 84 B FF 91 F SL 84 B FF 90 F FF 89 B FF 91 X SL 84 3-2 21 F8 15 S 1B		F FF 84 B SL 81 F CH 74 B CU 70 C CU 70 2-3 ① K			4	1	2	0	0	1	0
15 Carlos Beltrán, S (1, 8) OBP: 0.364, SLG: 0.407	1 SAFE F SI 88 F SI 89 D SI 90 1 SAFE B SI 89 X FS 82 2-2 ③ G4-3		B SI 89 X SI 89 1-0 19 3B 1-H 2-H 2B		1 SAFE B SI 77 C FF 88 D SL 82 S FF 88 C SI 89 2-3 ① K 1-2		C FF 86 S CU 70 F CU 72 B CH 75 C FF 86 1-3 ② K			4	1	1	2	0	2	2
19 Ryan Church, L (1, 9) OBP: 0.406, SLG: 0.465		S SI 86 C SI 89 X SI 88 0-2 ① F8	B FS 81 S FS 77 B FC 84 X FS 80 2-1 21 G3 2-H 3B		B CU 67 B SI 83 C SI 84 F SI 84 D CU 70 B CU 69 4-2 BB		C CH 75 B CH 74 B CU 71 B CH 74 F SL 81 C FF 87 3-3 ③ K			3	1	1	1	1	1	0
21 Carlos Delgado, L (1, 3) OBP: 0.276, SLG: 0.256		X SI 88 0-0 ② F8	B SI 88 F SI 89 X SI 89 1-1 ② G3 3-H		X SI 84 0-0 ② F8 2-3			B CH 74 S FF 84 B CH 75 S CH 76 X CH 74 2-2 ① P2		4	0	0	1	0	0	2
Damion Easley, R (1, 4) OBP: 0.316, SLG: 0.343		B SI 88 X SI 89 1-0 6 1B 1B	C SI 88 C CU 72 B FC 82 X CU 73 1-2 2B		C CH 86 B CH 86 S CU 77 C 1-3 ③ K			C SL 81 S SL 81 X SI 85 0-2 ② F9		4	0	2	0	0	1	2
6 Gustavo Molina, R (1, 2) OBP: 0.500, SLG: 0.333		S FC 83 B FC 84 1 SAFE B SI 90 F FC 83 B SI 91 F FC 83 F SI 90 X SI 90 3-2 1-3 1B	F SI 89 B SI 90 X SI 89 1-1 ③ L5		F SL 86 B SI 88 B CH 87 X SI 88 2-1 ① G5-3			B FF 82 C SL 81 B CU 70 B SL 81 S SI 85 F SL 80 B CH 74 4-2 BB		3	0	1	0	1	0	1
33 John Maine, R (1, 1) Aaron Heilman, R (6, 1) 16 Ángel Pagán, S (6, PH) OBP: 0.356, SLG: 0.408 Scott Schoeneweis, L (7, 1) 25 Pedro Feliciano, L (8, 1) Duaner Sanchez, R (8, 1) 9 Marlon Anderson, L (8, PH) OBP: 0.190, SLG: 0.300 13 Billy Wagner, L (9, 1)		C FC 84 S FC 84 S FC 84 0-3 ③ K		S FF 86 C FF 88 X 0-2 ① G4-3		B SI 88 X SI 88 1-0 7 FC3-2 3B		C CH 74 S CH 74 F CU 71 S CU 70 0-3 ③ K		2 0 1 0 0 0 0 1 0	0 0 0 0 0 0 0 0 0	0 0 1 0 0 0 0 0 0	0 0 0 0 0 0 0 0 0	0 0 0 0 0 0 0 1 0	1 0 0 0 0 0 0 1 0	2 0 0 0 0 0 0 1 0
Inning Stats	R: 0 E: 1 K: 0 S: 10 H: 0 LOB: 1 BB: 0 P: 18	R: 0 E: 0 K: 1 S: 13 H: 2 LOB: 2 BB: 0 P: 17	R: 4 E: 0 K: 0 S: 18 H: 5 LOB: 1 BB: 0 P: 25	R: 0 E: 0 K: 0 S: 6 H: 0 LOB: 0 BB: 0 P: 10	R: 0 E: 0 K: 2 S: 14 H: 1 LOB: 2 BB: 1 P: 24	R: 0 E: 0 K: 0 S: 6 H: 1 LOB: 1 BB: 0 P: 12	R: 0 E: 0 K: 3 S: 10 H: 0 LOB: 0 BB: 0 P: 16	R: 0 E: 0 K: 1 S: 13 H: 0 LOB: 1 BB: 1 P: 19		1B: 5 2B: 2 3B: 2 HR: 0 SF: 0 SAC: 0 DP: 0 HBP: 0						

	AB	34
	R	4
	H	9
	RBI	4
	BB	2
	SO	7
	LOB	12

PITCHER		IP	WLS	BF	H	R	ER	SO	BB	IBB	HBP	BLK	WP	HR	S	P	ERA	WHIP
15 Tim Hudson, R ERA: 3.74	(1, 1)	3.0	L	17	7	4	4	1	0	0	0	0	0	0	41	60	12.00	2.333
38 Buddy Carlyle, R ERA: 3.6	(4, 1)	1.1		5	1	0	0	1	0	0	0	0	0	0	14	23	0.00	0.750
Royce Ring, L ERA: 9.0	(5, 1)	0.1		2	0	0	0	0	1	0	0	0	0	0	3	7	0.00	3.000
30 Jeff Bennett, R ERA: 4.05	(5, 1)	1.1		5	1	0	0	1	0	0	0	0	0	0	9	16	0.00	0.750
57 Jorge Campillo, R ERA: 0.79	(7, 1)	2.0		7	0	0	0	4	1	0	0	0	0	0	23	35	0.00	0.500

PITCHER	IP	WLS	BF	H	R	ER	SO	BB	IBB	HBP	BLK	WP	HR	S	P	ERA	WHIP

Atlanta Braves @ New York Mets

Shea Stadium, Flushing, NY

Sun Apr 27 2008, 1:10 PM EDT

Att. 53,487 - Cloudy - 54 F

livebaseballscorecards.com

Batter	1	2	3	4	5	6	7	8	9	AB	R	H	RBI	BB	SO	LOB
2 Kelly Johnson, L (1, 4) OBP: 0.330, SLG: 0.415	C FF 84 B FS 79 X FF 85 1-1 L7 ①		B FF 85 S FS 79 B SL 82 B FS 79 B FF 86 4-1 1 BB BB		C SL 80 C FF 85 B SL 80 F CU 71 X SL 78 1-2 G3 ② 1-2		B X 1-0 F8 ①		B FF 94 C FF 93 D SL 81 C FF 93 X FF 94 2-2 F7 ②	4	0	0	0	1	0	2
1 Grégor Blanco, L (1, 7) OBP: 0.475, SLG: 0.394	B FF 86 C FF 86 B CU 71 X FS 80 2-1 F8 ②		B CU 72 B FF 86 B FF 86 B FF 85 4-0 1-2 BB		B CU 71 B FF 85 C FF 86 B FF 85 C FF 86 X FF 85 3-2 L6 ③		B FF 87 B FF 87 B FF 87 C FF 87 C FF 86 X FF 87 3-2 G4-3 ②		C FF 94 S SL 81 C SL 83 0-3 K ③	4	0	0	0	1	1	2
7 Jeff Francoeur, R (1, 9) OBP: 0.321, SLG: 0.500	C SL 80 F FF 85 F CU 72 F FF 88 S FF 88 0-3 K ③		C CU 72 X SL 81 0-1 G4-3 ③			F CU 71 B FF 84 X SL 78 1-1 2B 1B	B SL 78 X SL 79 1-0 2B			4	1	2	0	0	1	2
Mark Teixeira, S (1, 3) OBP: 0.324, SLG: 0.451		C FS 78 B FF 85 B CU 71 F CU 72 C SL 80 2-3 K ①		B SL 79 S CU 70 B SL 80 X FS 79 2-1 2B		B FF 84 X SL 81 1-0 11 1B 2B 1-H	C SI 87 B SI 88 B SI 87 B SI 88 X SI 88 3-1 F9 ③			4	1	2	1	0	1	1
16 Brian McCann, L (1, 2) OBP: 0.354, SLG: 0.562		B CU 70 B FS 80 F CU 71 X FF 87 2-1 11 1B 1B		B CU 72 C FF 85 F CU 72 X FF 87 1-2 F7 ①		X CU 72 0-0 F8 ①		F SI 85 C CU 75 F CU 77 F CU 76 F SI 86 B CU 74 B CU 76 F CU 76 X CU 76 2-2 G3-1 ①		4	0	1	0	0	0	2
11 Mark Kotsay, L (1, 8) OBP: 0.333, SLG: 0.390		X FS 80 0-0 14 G6-4-3 1B 1-2		C SL 79 B FF 85 F CU 72 C SL 80 1-3 K ②		B FF 85 X CU 71 1-0 14 1B 1 FC1-6 1B 2-H		C SI 86 X SI 85 0-1 G1-3 ②		4	1	2	1	0	1	1
14 Martín Prado, R (1, 5) OBP: 0.372, SLG: 0.459		B SL 80 B SL 80 C SL 80 B FF 86 X SL 78 3-1 G6-4-3 ② ③ 1-2f		C SL 78 D FF 84 F CU 72 B SL 78 F FF 86 F CU 72 X CU 72 2-2 F7 ③		B FF 85 B FF 86 C FF 86 B SL 79 C FF 86 X SL 80 3-2 1 FC1-6 1B 1-3		X SI 85 0-0 F9 ③		4	0	1	0	0	0	3
1 Brent Lillibridge, R (1, 6)			C FF 85 S CU 72 B SL 80 F FF 87 X CU 72 1-2 G4-3 ①		F CU 78 X FF 84 0-1 G6-3 ①	F SI 89 B SI 89 X SL 81 1-1 FC1-6 ② 1-2f 3-H			S FF 92 F FF 94 X SL 82 0-2 F7 ①	4	0	0	1	0	0	1
29 John Smoltz, R (1, 1) 8 Ruben Gotay, S (5, PH) OBP: 0.316, SLG: 0.250 38 Buddy Carlyle, L (5, 1) 5 Brayan Peña, S (6, PH) OBP: 0.300, SLG: 0.333 Will Ohman, L (6, 1) Chris Resop, R (8, 1) 23 Matt Diaz, R (9, PH) OBP: 0.302, SLG: 0.388			B SL 79 X FF 86 1-0 F9 ②		B SL 78 B FF 83 C FF 84 B FF 84 F FF 84 F SL 78 B FF 85 4-2 2 G3 BB	B SI 87 F CH 79 X CH 78 1-1 F7 ③			C FF 94 S SL 82 B SL 82 X FF 94 1-2 1B	1 0 0 1 0 0 1	0 0 0 0 0 0 0	0 0 0 0 0 0 1	0 1 0 0 0 0 0	0 0 0 0 0 0 0	0 0 0 0 0 0 0	0 0 0 0 1 0 0
Inning Stats	R: 0 E: 0 K: 1 S: 9 H: 0 LOB: 0 BB: 0 P: 12	R: 0 E: 0 K: 1 S: 8 H: 2 LOB: 1 BB: 0 P: 15	R: 0 E: 0 K: 0 S: 8 H: 0 LOB: 2 BB: 2 P: 18	R: 0 E: 0 K: 1 S: 13 H: 1 LOB: 1 BB: 0 P: 19	R: 0 E: 0 K: 0 S: 12 H: 0 LOB: 1 BB: 1 P: 20	R: 3 E: 0 K: 0 S: 12 H: 4 LOB: 1 BB: 0 P: 20	R: 0 E: 0 K: 0 S: 7 H: 1 LOB: 1 BB: 0 P: 15	R: 0 E: 0 K: 0 S: 10 H: 0 LOB: 0 BB: 0 P: 12	R: 0 E: 0 K: 1 S: 12 H: 1 LOB: 1 BB: 0 P: 15	1B: 6 2B: 3 3B: 0 HR: 0 SF: 0 SAC: 0 DP: 1 HBP: 0						

TOP	
AB	35
R	3
H	9
RBI	3
BB	3
SO	4
LOB	15

WP: 0 PB: 0 SB: 0 CS: 0 PA: 38

PITCHER		IP	WLS	BF	H	R	ER	SO	BB	IBB	HBP	BLK	WP	HR	S	P	ERA	WHIP
Nelson Figueroa, R ERA: 4.26	(1, 1)	5.1	W	25	7	3	3	3	3	0	0	0	0	0	58	98	5.06	1.875
Joe Smith, R ERA: 3.09	(6, 1)	0.2	H	2	0	0	0	0	0	0	0	0	0	0	4	6	0.00	0.000
Scott Schoeneweis, L ERA: 2.25	(7, 1)	1.0	H	4	1	0	0	0	0	0	0	0	0	0	7	15	0.00	1.000
25 Pedro Feliciano, L ERA: 1.13	(8, 1)	1.0	H	3	0	0	0	0	0	0	0	0	0	0	10	12	0.00	0.000
13 Billy Wagner, L ERA:	(9, 1)	1.0	S	4	1	0	0	1	0	0	0	0	0	0	12	15	0.00	1.000

PITCHER	IP	WLS	BF	H	R	ER	SO	BB	IBB	HBP	BLK	WP	HR	S	P	ERA	WHIP

Atlanta Braves @ New York Mets

Shea Stadium, Flushing, NY

Sun Apr 27 2008, 1:10 PM EDT

Att. 53,487 - Cloudy - 54 F

BOTTOM

livebaseballscorecards.com

Batter	1	2	3	4	5	6	7	8	9	AB	R	H	RBI	BB	SO	LOB
7 José Reyes, S (1, 6) OBP: 0.272, SLG: 0.392	B FF 91 X FF 92 1-0 1 G5-3 15 WP 2B	C FS 79 B FS 80 B CU 78 B SI 90 B SL 81 4-1 1 1B 1-2 BB		C SL 82 S SL 81 B FS 89 X FS 89 1-2 ② G4-3		C SL 86 C FF 87 F SL 80 B SL 81 S SL 80 1-3 ① K		F SI 93 B SI 94 B CU 77 S CH 81 C SI 94 2-3 ② K		4	1	1	0	1	2	0
1 Luis Castillo, S (1, 4) OBP: 0.369, SLG: 0.311	L FF 91 C SL 85 X FS 86 0-2 ① G5-3 2-3	X FF 91 0-0 1-2 2-3 1B		B SL 81 C FS 89 C CU 74 X SL 80 1-2 1B		C FF 87 F FF 88 B SL 82 X SL 80 1-2 5 WP 5 1B 2B		X SI 91 0-0 ③ G6-3		5	1	3	0	0	0	1
5 David Wright, R (1, 5) OBP: 0.418, SLG: 0.562	C SL 87 B SL 87 S SL 86 B SL 85 B FF 91 S SL 86 3-3 ② K	B FF 90 F SL 85 S SL 84 X SL 86 1-2 ③ G1-3		1 SAFE B FS 88 B SL 83 F FF 89 C SL 82 1 SAFE 1 SAFE S SL 83 2-3 ③ K		C FF 87 C FF 88 B FF 88 B SL 82 F SL 82 X FF 88 2-2 19 CS 2-H 1B				4	0	1	1	0	2	5
15 Carlos Beltrán, S (1, 8) OBP: 0.359, SLG: 0.412	B FF 92 B SI 92 C SL 86 C SL 87 S FF 92 2-3 ③ K 3-H		C FS 89 F FS 82 X SL 85 0-2 ① P3		C FF 87 C SI 88 B SI 90 X SL 82 1-2 30 FC3-6 2B	X FF 88 0-0 ② F7				4	0	1	0	0	1	1
19 Ryan Church, L (1, 9) OBP: 0.390, SLG: 0.444		C CU 75 B FS 86 B F S CU 76 2-3 ① K	C FS 82 X FS 83 0-1 ② F9		C SI 89 X SL 84 0-1 ① P5	1 SAFE S FF 87 1 SAFE 0-1 ③ CS 1-2	C SL 80 F SL 80 B SL 79 X SL 78 1-2 ① F9			4	0	0	0	0	1	1
21 Carlos Delgado, L (1, 3) OBP: 0.304, SLG: 0.341		C CU 74 B CU 76 B CU 75 B FS 87 F FF 92 F SL 83 B CU 78 4-2 30 HR BB	X FS 83 0-0 HR		I IN 57 I IN 57 I IN 58 I IN 61 4-0 30 FC3-6 IBB		B SL 78 B SI 87 X SL 77 2-0 HR			2	3	2	2	2	0	0
30 Raul Casanova, S (1, 2) OBP: 0.375, SLG: 0.467	B FF 91 B SL 85 F SI 90 D SL 85 X SI 90 3-1 1-H HR	B SL 83 C SL 83 C SL 81 X FS 84 1-2 1B		D SI 90 C SI 88 B SL 84 F SI 89 X CH 79 2-2 ② FC3-6 BB 1-2f 2-3			B SL 86 B FF 86 X SL 85 2-0 G6-3 1B			4	1	3	2	0	0	2
Endy Chavez, L (1, 7) OBP: 0.276, SLG: 0.200	B FF 91 X FS 88 1-0 ② F8	B SL 82 C SI 90 C FS 88 F CU 76 D FS 85 X SL 82 2-2 ③ F8		B FF 90 F FF 89 D SL 85 B SI 90 B SL 82 4-1 1-2 BB			B FF 86 F FF 86 X SL 80 1-1 ② ③ G6-3 1-2f			3	0	0	0	1	0	2
Nelson Figueroa, R (1, 1) OBP: 0.125, SLG: 0.125 Joe Smith, R (6, 1) Scott Schoeneweis, L (7, 1) 25 Pedro Feliciano, L (8, 1) 9 Marlon Anderson, L (8, PH) OBP: 0.182, SLG: 0.286 13 Billy Wagner, L (9, 1)	B FS 89 C FS 88 B FS 88 X FS 89 2-1 1 1B 7 BB 1B			B FS 83 B FS 87 C FS 86 F FS 87 S SL 82 2-3 ① K	C FF 86 C FF 89 B FF 90 D SL 84 F FF 89 F FF 89 C FF 89 2-3 ③ K		S B SI 92 F SI 93 S CH 82 1-3 ① K		3 0 0 0 0 1 0	0 0 0 0 0 0 0	1 0 0 0 0 0 0	0 0 0 0 0 0 0	0 0 0 0 0 1 0	2 0 0 0 0 0 0	3 0 0 0 0 0 0
Inning Stats	R: 1 E: 0 K: 2 S: 10 H: 1 LOB: 0 BB: 0 P: 16	R: 2 E: 0 K: 1 S: 16 H: 3 LOB: 3 BB: 2 P: 33	R: 1 E: 0 K: 0 S: 13 H: 2 LOB: 1 BB: 0 P: 16	R: 0 E: 0 K: 2 S: 12 H: 1 LOB: 1 BB: 0 P: 18	R: 0 E: 0 K: 1 S: 14 H: 1 LOB: 3 BB: 2 P: 27	R: 1 E: 0 K: 1 S: 13 H: 2 LOB: 0 BB: 0 P: 17	R: 1 E: 0 K: 0 S: 7 H: 2 LOB: 0 BB: 0 P: 13	R: 0 E: 0 K: 2 S: 7 H: 0 LOB: 0 BB: 0 P: 10		1B: 6 2B: 3 3B: 0 HR: 3 SF: 0 SAC: 0 DP: 1 HBP: 0			WP: 2 PB: 0 SB: 0 CS: 1 PA: 39	

	AB	34
	R	6
	H	12
	RBI	5
	BB	4
	SO	9
	LOB	15

PITCHER		IP	WLS	BF	H	R	ER	SO	BB	IBB	HBP	BLK	WP	HR	S	P	ERA	WHIP
29 John Smoltz, R ERA: 2.0	(1, 1)	4.0	L	21	7	4	4	5	2	0	0	0	1	2	51	83	9.00	2.250
38 Buddy Carlyle, R ERA: 3.0	(5, 1)	1.0		6	1	0	0	1	1	1	0	0	0	0	14	27	0.00	2.000
Will Ohman, L ERA: 2.45	(6, 1)	2.0		8	4	2	2	1	0	0	0	0	1	1	20	30	9.00	2.000
Chris Resop, R ERA: 8.68	(8, 1)	1.0		3	0	0	0	2	0	0	0	0	0	0	7	10	0.00	0.000

PITCHER	IP	WLS	BF	H	R	ER	SO	BB	IBB	HBP	BLK	WP	HR	S	P	ERA	WHIP

Batter	1	2	3	4	5	6	7	8	9	AB	R	H	RBI	BB	SO	LOB
2 Kelly Johnson, L (1, 4) OBP: 0.323, SLG: 0.402	B FF 91 B FF 92 B FF 92 C FF 92 X FF 92 3-1 F8 ①		F FF 92 B CU 78 X CH 84 1-1 L3 ②		C FF 90 B FF 85 C FF 91 B FF 86 X CH 85 2-2 F7 ③		F FF 90 B FF 90 X FF 90 1-1 G1-3 ① 1-2		B CH 83 B CH 84 F FF 84 C FF 83 B CH 82 F CH 82 F FF 90 X FF 90 3-2 10 DI 1B 1-3 2-H	5	0	1	1	0	0	2
19 Yunel Escobar, R (1, 6) OBP: 0.390, SLG: 0.451	C FF 93 C SI 93 B SL 82 F SI 94 B FF 94 B SL 87 F FF 94 X SI 93 3-2 G1-3 ②		C FF 92 F FF 92 F FF 92 B CU 79 B SI 92 B FF 94 B SL 85 4-2 10 1B BB			X SL 82 0-0 P4 ① F FF 91 X FF 92 0-1 HR	F FF 89 B FF 89 B FC 85 B FF 88 X FC 84 3-1 FC4-2 ② 2-3 3-H		C SL 84 S SL 80 S FF 92 0-3 K ②	4	0	0	0	1	1	4
10 Chipper Jones, S (1, 5) OBP: 0.477, SLG: 0.726	C FF 93 F CU 79 B SI 93 B SI 94 F CU 77 B SL 86 F SL 85 X FF 92 3-2 L9 ③		X CU 79 0-0 1-2 1B				X FF 90 0-0 G4-3 ③		B CU 75 C CU 74 B FF 94 X FF 93 2-1 F8 ③ 1-2	5	1	2	1	0	0	4
Mark Teixeira, S (1, 3) OBP: 0.330, SLG: 0.457		C FF 91 B FF 91 B SL 86 F CH 84 X SI 86 2-2 16 F8 11 FC3-6 2B	B FF 93 F CU 76 F FF 92 C CH 86 1-3 K ③			C FF 92 C CU 77 B CU 78 F FF 91 B FF 91 B SL 85 F CU 78 B FF 91 4-2 16 1B BB		F SI 90 C SI 91 X FF 92 0-2 P5 ①		3	1	1	0	1	1	2
16 Brian McCann, L (1, 2) OBP: 0.350, SLG: 0.548		X CU 76 0-0 F8 ① 2-3		C FF 91 B CU 77 C FF 90 B SL 85 B CH 84 F CH 83 X FF 91 3-2 G3 ①		C CH 83 B SL 84 X CU 77 1-1 1-2 1B		C SI 93 X SL 86 0-1 F8 ②		4	0	1	0	0	0	1
7 Jeff Francoeur, R (1, 9) OBP: 0.319, SLG: 0.486		F SL 86 B FF 91 H FF 92 2-1 11 FC3-6 HBP		F FF 92 B FF 93 X SL 86 1-1 L9 ②		F SL 84 S SL 85 F SL 85 B FF 92 X SL 86 1-2 F9 ②		F CH 87 X FF 92 0-1 P3 ③		3	0	0	0	0	0	2
11 Mark Kotsay, L (1, 8) OBP: 0.330, SLG: 0.384		B CH 83 F FF 93 F CU 78 1 SAFE D CH 87 X CH 83 2-2 FC3-6 23 S 1-2f 3-H		B CH 83 B FF 91 C FF 90 X FF 84 2-1 F9 ③		F CU 76 B FF 84 X CU 76 1-1 P6 ③			X CH 78 0-0 23 1B 2 1B 1B	4	1	1	1	0	0	3
23 Matt Diaz, R (1, 7) OBP: 0.311, SLG: 0.386		F FF 92 B SI 95 B FF 93 S SL 85 F SL 85 S FF 94 2-3 K ③ 1-2			X FF 90 0-0 L4 ①		B FF 89 S FC 86 B FC 90 S FC 86 B FC 87 B FC 86 4-2 8 1B 8 S 19 FC4-2 BB		B CH 79 S CH 82 B FF 83 X CH 83 2-1 2 1B 1-2 1B	3	0	1	0	1	1	1
47 Tom Glavine, L (1, 1) 8 Ruben Gotay, S (7, PH) OBP: 0.350, SLG: 0.294 56 Blaine Boyer, R (7, 1) Royce Ring, L (7, 1) 57 Jorge Campillo, R (7, 1) 5 Brayan Peña, S (9, PH) OBP: 0.273, SLG: 0.300			B FF 90 B FF 91 C FF 90 X FF 90 2-1 G5-3 ①		B FF 90 C FF 90 B FF 92 X FF 91 2-2 G5-3 ②		1 SAFE B X FF 90 1-0 19 FC4-2 2 G1-3 1-3 1B		B CH 83 X SI 82 1-0 P5 ①	2 1 0 0 0 0 1	0 0 0 0 0 0 0	0 1 0 0 0 0 0	0 0 0 0 0 0 0	0 0 0 0 0 0 0	0 0 0 0 0 0 0	0 0 0 0 0 0 2
Inning Stats	R: 0 E: 0 K: 0 S: 12 H: 0 LOB: 0 BB: 0 P: 21	R: 1 E: 0 K: 1 S: 12 H: 1 LOB: 1 BB: 0 P: 20	R: 0 E: 0 K: 1 S: 11 H: 1 LOB: 2 BB: 1 P: 19	R: 0 E: 0 K: 0 S: 8 H: 0 LOB: 0 BB: 0 P: 14	R: 0 E: 0 K: 0 S: 7 H: 0 LOB: 0 BB: 0 P: 11	R: 1 E: 0 K: 0 S: 15 H: 2 LOB: 2 BB: 1 P: 22	R: 0 E: 0 K: 0 S: 8 H: 1 LOB: 2 BB: 1 P: 17	R: 0 E: 0 K: 0 S: 7 H: 0 LOB: 0 BB: 0 P: 7	R: 1 E: 0 K: 1 S: 14 H: 3 LOB: 2 BB: 0 P: 22	1B: 6 2B: 1 3B: 0 HR: 1 SF: 0 SAC: 0 DP: 0 HBP: 1						

TOP

Atlanta Braves @ Washington Nationals

Nationals Park, Washington, DC

Tue Apr 29 2008, 7:10 PM EDT

Att. 25,269 - Partly Cloudy - 59 F

livebaseballscorecards.com

AB	35
R	3
H	8
RBI	3
BB	3
SO	3
LOB	21

PITCHER		IP	WLS	BF	H	R	ER	SO	BB	IBB	HBP	BLK	WP	HR	S	P	ERA	WHIP
Tim Redding, R ERA: 3.55	(1, 1)	6.0		25	4	2	2	2	2	0	1	0	0	1	65	107	3.00	1.000
52 Saul Rivera, R ERA: 4.15	(7, 1)	1.0	W	5	1	0	0	0	1	0	0	0	0	0	8	17	0.00	2.000
Luis Ayala, R ERA: 3.14	(8, 1)	1.0		3	0	0	0	0	0	0	0	0	0	0	7	7	0.00	0.000
32 Chad Cordero, R ERA: 2.08	(9, 1)	0.1		3	2	1	1	0	0	0	0	0	0	0	4	7	27.00	6.000
Jon Rauch, R ERA: 4.38	(9, 1)	0.2	S	3	1	0	0	1	0	0	0	0	0	0	10	15	0.00	1.500

PITCHER		IP	WLS	BF	H	R	ER	SO	BB	IBB	HBP	BLK	WP	HR	S	P	ERA	WHIP

WP: 0 PA: 39
PB: 0
SB: 2
CS: 0

Batter	1	2	3	4	5	6	7	8	9	AB	R	H	RBI	BB	SO	LOB
Felipe Lopez, S (1, 4) OBP: 0.337, SLG: 0.324	B FF 81 B FF 82 C FF 82 B CH 75 F FF 81 X FF 82 3-2 L9 ①	C SI 84 F FF 83 B CH 78 S CH 79 1-3 K ③			X SI 82 0-0 15 FC5-4 1B		B FF 94 C FF 92 1 SAFE B CH 83 B CH 83 B FF 94 4-1 15 1B 11 2B BB 1-2			3	1	1	0	1	1	2
15 Cristian Guzman, S (1, 6) OBP: 0.333, SLG: 0.456	B FF 82 X CH 76 1-0 E5 24 1B 11 1B		B SI 82 B CH 76 C SI 82 X FF 82 2-1 P3 ①		B SI 83 X CH 77 1-0 FC5-4 ① 1-2f		C FF 94 X CH 85 0-1 11 2B 44 2B 1B 1-2 2-3			4	1	1	0	0	0	1
11 Ryan Zimmerman, R (1, 5) OBP: 0.273, SLG: 0.375	B SI 82 D CH 77 B FF 83 C SI 83 X SI 84 3-1 24 1B 1-2 1B		B FF 83 X FF 83 1-0 HR		B SI 84 C FF 83 S CH 76 1 SAFE C FF 83 1-3 K ②		B CU 76 F FF 95 B CU 75 F FF 95 X SI 95 2-2 44 2B 2B 1-3 2-H 3-H			4	2	3	3	0	1	1
24 Nick Johnson, L (1, 3) OBP: 0.396, SLG: 0.474	C SI 83 B CH 77 B SI 84 F CH 77 X SI 84 2-2 44 G4-6-3 1-2 2-3 1B		C CU 68 X CU 66 0-1 HR		B SI 83 C SI 83 B SI 83 C SI 84 1 SAFE B CH 77 X SI 83 3-2 G4-3 ③		C SI 86 S CU 70 B CU 71 F SI 88 C SI 88 1-3 K ②			4	1	2	1	0	1	3
44 Lastings Milledge, R (1, 8) OBP: 0.351, SLG: 0.392	B CH 78 S SI 85 F CH 77 X CH 77 2-1 G4-6-3 ②③ 1-2f		B CH 77 B CH 77 F CH 77 S CH 76 X CH 77 2-2 L8 ②			B CH 75 F SI 81 F CH 75 B CH 76 B CH 75 F SI 83 X CH 76 3-2 G6-3 ①	B SL 82 X SL 82 1-0 2B 2-H 3-H			4	0	1	2	0	0	3
25 Austin Kearns, R (1, 9) OBP: 0.306, SLG: 0.284		C SI 81 B CH 75 B CH 75 X SI 82 2-1 23 G3 2B	B CH 77 C FF 82 C SI 82 B CH 76 X CH 77 2-2 G6-3 ③			C SI 81 C CH 75 X CH 76 0-2 F7 ②	C FF 86 B SL 82 X SL 82 1-1 L7 ③			4	0	1	0	0	0	1
23 Johnny Estrada, S (1, 2) OBP: 0.237, SLG: 0.194	X SI 82 0-0 G3 ① 2-3		C FF 83 X CH 76 0-1 G5-3 ①			F SI 82 X FF 81 0-1 F9 ③		X CH 76 0-0 P5 ①		4	0	0	0	0	0	1
26 Wily Mo Peña, R (1, 7) OBP: 0.245, SLG: 0.184 Luis Ayala, R (8, 1) Rob Mackowiak, L (8, PH) OBP: 0.200, SLG: 0.059 32 Chad Cordero, R (9, 1) Jon Rauch, R (9, 1)	B CH 77 B CH 77 C SI 84 B CH 77 S CH 77 B CH 78 4-2 SH1-4 BB		B CH 77 F CH 76 C SI 83 F CH 76 B CH 76 X CH 77 2-2 G5-3 ②				B FF 94 B FF 93 B FF 94 C FF 94 X FF 94 3-1 15 1B 11 2B BB 1B	S FF 86 B FF 88 B CU 69 X CH 76 2-1 F9 ②		2 0 1 0 0	1 0 0 0 0	1 0 0 0 0	0 0 0 0 0	1 0 0 0 0	0 0 0 0 0
Tim Redding, R (1, 1) OBP: 0.200, SLG: 0.300 52 Saul Rivera, S (7, 1) 22 Willie Harris, L (7, PH) OBP: 0.286, SLG: 0.257 (8, 7)	X SI 84 0-0 SH1-4 ② 1-2		B SI 82 B CH 77 C FF 82 X SI 82 2-1 G5-3 ③				C FF 93 1 SAFE X FF 94 0-1 F8 ①	C FF 88 B CU 70 B CH 75 S CH 75 C FF 86 2-3 K ③		1 0 2	0 0 0	0 0 0	0 0 0	0 0 1	0 0 1	0 0 1
Inning Stats	R: 0 E: 1 K: 0 S: 11 H: 2 LOB: 2 BB: 0 P: 22	R: 0 E: 0 K: 1 S: 9 H: 1 LOB: 2 BB: 1 P: 16	R: 2 E: 0 K: 0 S: 11 H: 2 LOB: 0 BB: 0 P: 18	R: 0 E: 0 K: 0 S: 8 H: 0 LOB: 0 BB: 0 P: 12	R: 0 E: 0 K: 1 S: 8 H: 1 LOB: 1 BB: 0 P: 13	R: 0 E: 0 K: 0 S: 9 H: 0 LOB: 0 BB: 0 P: 12	R: 4 E: 0 K: 1 S: 17 H: 4 LOB: 1 BB: 1 P: 29	R: 0 E: 0 K: 1 S: 6 H: 0 LOB: 0 BB: 0 P: 10		1B: 5 2B: 3 3B: 0 HR: 2	SF: 0 SAC: 1 DP: 1 HBP: 0		WP: 0 PB: 0 SB: 0 CS: 0	PA: 36	

BOTTOM

Atlanta Braves @ Washington Nationals

Nationals Park, Washington, DC

Tue Apr 29 2008, 7:10 PM EDT
Att. 25,269 - Partly Cloudy - 59 F

livebaseballscorecards.com

AB	33
R	6
H	10
RBI	6
BB	2
SO	4
LOB	13

PITCHER		IP	WLS	BF	H	R	ER	SO	BB	IBB	HBP	BLK	WP	HR	S	P	ERA	WHIP
47 Tom Glavine, L ERA: 2.6	(1, 1)	6.0		25	6	2	2	2	1	0	0	0	0	2	56	93	3.00	1.167
56 Blaine Boyer, R ERA: 6.0	(7, 1)	0.1	L	5	3	4	4	0	1	0	0	0	0	0	10	19	108.00	12.000
Royce Ring, L ERA: 8.31	(7, 1)	0.1		1	0	0	0	1	0	0	0	0	0	0	4	5	0.00	0.000
57 Jorge Campillo, R ERA: 0.71	(7, 1)	1.1		5	1	0	0	1	0	0	0	0	0	0	9	15	0.00	0.750

PITCHER	IP	WLS	BF	H	R	ER	SO	BB	IBB	HBP	BLK	WP	HR	S	P	ERA	WHIP

Batter	1	2	3	4	5	6	7	8	9	10	11	12	AB	R	H	RBI	BB	SO	LOB
1 Grégor Blanco, L (1, 7) OBP: 0.489, SLG: 0.417	C SI 90 X SI 91 0-1 G1-3			B SI 92 C SI 92 B CH 84 B SI 92 B SI 91 4-1 19 FC5-4 BB		B SI 92 F FF 92 B CU 77 B SI 90 X SI 90 3-1 19 1B 2B		F SI 91 F SI 91 B SI 91 B SI 91 B SI 91 B SI 92 4-2 19 FC6-4 BB			B FF 88 C FF 88 B FF 89 X FC 88 2-1 F8		3	1	1	0	2	0	0
19 Yunel Escobar, R (1, 6) OBP: 0.391, SLG: 0.448	C SI 90 F SI 90 F SI 92 B SI 91 B SI 92 B SI 92 F F F SI 93 3-2 X F8			B CU 77 1 SAFE 1 SAFE X SI 90 1-0 FC5-4 10 S 1-2f		X SI 91 0-0 2-H 1B		B SI 91 C SL 78 X SI 91 1-1 FC6-4 1-2f			X FF 89 0-0 10 G6-4-3 1B		5	0	2	1	0	0	3
10 Chipper Jones, S (1, 5) OBP: 0.455, SLG: 0.690	S SI 89 B SI 91 X SL 79 1-1 F7			F SI 91 S SI 91 C SI 92 0-3 K 1-2		C SL 78 F SL 80 X SI 91 0-2 F8			B CU 73 X FF 92 1-0 G3-1		C FF 89 B FF 90 B FF 90 X FF 89 2-1 G6-4-3 1-2f		5	0	0	0	0	1	3
Mark Teixeira, S (1, 3) OBP: 0.333, SLG: 0.464 14 Martín Prado, R (12, PR) OBP: 0.372, SLG: 0.459 (12, 3)		B SI 90 B SI 91 B SI 92 C SI 92 X SI 92 3-1 G4-3		B SL 79 D CH 85 X SI 91 2-0 G4-3			X SI 91 0-0 G3		B FF 91 F FF 92 B CU 73 F FF 93 X FF 93 2-2 7 FC6-4 1B			B FF 87 B FF 89 C FF 89 F FF 88 X FF 89 2-2 16 G3 11 1B 2B	5 0	0 1	2 0	0 0	0 0	0 0	1 0
16 Brian McCann, L (1, 2) OBP: 0.333, SLG: 0.520		X SI 92 0-0 F8			B CU 77 X CU 77 1-0 F9		B SI 91 C SI 90 B SI 91 X SI 92 2-1 F8		C FF 91 B SL 83 C FF 92 X CH 86 1-2 P4			X FF 90 0-0 G3 2-3		5	0	0	0	0	0	2
7 Jeff Francoeur, R (1, 9) OBP: 0.305, SLG: 0.464		C SI 91 T SI 93 X SI 93 0-2 G4-3			B CU 78 X SI 91 1-0 F8		B SL 78 B SI 92 B SI 92 C SI 90 X SI 90 3-1 F9		X SL 82 0-0 FC6-4 1-2f			B FF 89 B FF 90 S FC 84 S FF 90 X FC 85 2-2 G4-3		5	0	0	0	0	0	3
11 Mark Kotsay, L (1, 8) OBP: 0.343, SLG: 0.407			B SL 78 F SI 91 X SI 91 1-1 8 F9 49 CS 2B		B CU 76 C SI 91 X CH 82 1-1 F8			B CU 77 F SI 91 B SL 79 X SI 91 2-1 23 G5-3 8 SH2-4 1B		C SL 86 C SL 87 B SI 94 B FF 88 B FF 93 T SL 86 3-2 K		X FF 90 0-0 8 BB 3-H 1B	5	0	3	1	0	1	0
8 Ruben Gotay, S (1, 4) OBP: 0.375, SLG: 0.300			C SI 90 X SL 80 0-1 F9 2-3			F SI 88 B FF 90 X CH 82 1-1 G1-4-3		L SI 91 1 SAFE X SI 90 0-1 SH2-4 1-2		B SI 93 C CH 82 B SL 86 C SI 92 X SL 87 2-2 5 F7-4-3 1B		B FF 89 D FF 90 B FF 89 B FF 89 4-0 1-2 BB	3	0	1	0	1	0	1
49 Jair Jurrjens, R (1, 1) OBP: 0.231, SLG: 0.091 23 Matt Diaz, R (8, PH) OBP: 0.308, SLG: 0.382 56 Blaine Boyer, R (8, 1) Royce Ring, L (9, 1) 30 Jeff Bennett, R (9, 1) 5 Brayan Peña, S (10, PH) OBP: 0.250, SLG: 0.273 46 Manny Acosta, R (10, 1) 38 Buddy Carlyle, L (12, 1)			P PO 84 M SI 92 F SI 90 X SL 78 1-2 G6-3 3-H		C SI 92 X SI 91 0-1 G6-3		F SI 90 X SI 90 0-1 G5-3 2-3		B SI 85 X SL 84 1-0 F7-4-3 1-1		C FC 85 S FC 85 S FF 85 0-3 K	2 1 0 0 0 0 1 1 0	0 0 0 0 0 0 0 0 0	0 0 0 0 0 0 0 0 0	0 0 0 0 0 0 0 1 2	0 0 0 0 0 0 0 0 0	0 0 0 0 0 0 0 1 2	1 1 0 0 0 0 1 0 0

Inning Stats																								
	R: 0 E: 0 K: 0 S: 11	H: 0 LOB: 0 BB: 0 P: 15	R: 0 E: 0 K: 0 S: 6	H: 0 LOB: 0 BB: 0 P: 9	R: 0 E: 0 K: 0 S: 8	H: 1 LOB: 0 BB: 0 P: 9	R: 0 E: 0 K: 1 S: 6	H: 0 LOB: 1 BB: 1 P: 13	R: 0 E: 0 K: 0 S: 4	H: 0 LOB: 0 BB: 0 P: 7	R: 1 E: 0 K: 0 S: 10	H: 2 LOB: 1 BB: 0 P: 14	R: 0 E: 0 K: 0 S: 5	H: 0 LOB: 0 BB: 0 P: 10	R: 0 E: 0 K: 0 S: 10	H: 1 LOB: 2 BB: 1 P: 17	R: 0 E: 0 K: 0 S: 8	H: 1 LOB: 1 BB: 0 P: 12	R: 0 E: 0 K: 1 S: 7	H: 1 LOB: 0 BB: 0 P: 13	R: 0 E: 0 K: 0 S: 5	H: 1 LOB: 0 BB: 0 P: 9	R: 1 E: 0 K: 1 S: 11	H: 2 LOB: 2 BB: 1 P: 19	1B: 6 2B: 4 3B: 0 HR: 0	SF: 0 SAC: 1 DP: 2 HBP: 0	WP: 0 PB: 0 SB: 1 CS: 1	PA: 45

PITCHER		IP	WLS	BF	H	R	ER	SO	BB	IBB	HBP	BLK	WP	HR	S	P	ERA	WHIP
41 Shawn Hill, R ERA: 3.5	(1, 1)	8.0		29	4	1	1	1	2	0	0	0	0	0	60	94	1.12	0.750
Jon Rauch, R ERA: 4.05	(9, 1)	1.0		4	1	0	0	0	0	0	0	0	0	0	8	12	0.00	1.000
Luis Ayala, R ERA: 2.93	(10, 1)	1.0		3	1	0	0	1	0	0	0	0	0	0	7	13	0.00	1.000
52 Saul Rivera, R ERA: 4.19	(11, 1)	2.0	W	9	3	1	1	1	1	0	0	0	0	0	16	28	4.50	2.000

PITCHER	IP	WLS	BF	H	R	ER	SO	BB	IBB	HBP	BLK	WP	HR	S	P	ERA	WHIP

TOP

Atlanta Braves @ Washington Nationals

Nationals Park, Washington, DC

Wed Apr 30 2008, 4:35 PM EDT

Att. 29,457 - Cloudy - 61 F

livebaseballscorecards.com

AB	41
R	2
H	9
RBI	2
BB	3
SO	3
LOB	18

Batter	1	2	3	4	5	6	7	8	9	10	11	12	AB	R	H	RBI	BB	SO	LOB
Felipe Lopez, S (1, 4) OBP: 0.337, SLG: 0.325	C FF 89 B FF 90 F SI 91 B CH 83 X CH 84 2-2 G6-3 ①			F CH 83 B FF 92 X CH 84 1-1 15 FC1-6 1B		C SI 94 X SI 94 0-1 FC3 11 S 3-H		1 SAFE C FF 95 B CU 76 C FF 93 1 SAFE B FF 94 2-2 CS ③ 1-2	B FF 94 X FF 93 1-0 G1-3 ①	C FF 95 D CH 86 X FF 96 1-1 G1-2-3 ②③ 3-H†		X FF 91 0-0 1-2 2-3 3-H 1B	6	0	2	2	0	0	3
15 Cristian Guzman, S (1, 6) OBP: 0.320, SLG: 0.437	B FF 90 B FF 92 C FF 90 C FF 92 S CH 84 2-3 K ②			X FF 92 0-0 FC1-6 11 FC6-4 1-2† ①		X SI 93 0-0 F7 ②			B FF 93 X FF 95 1-0 G4-3 ②		C FF 95 X CH 86 0-1 G1-6-3 ①		5	0	0	0	0	1	2
11 Ryan Zimmerman, R (1, 5) OBP: 0.270, SLG: 0.362	C CH 84 B SL 81 X SI 94 1-1 G6-3 ③			C SI 93 1 SAFE F FF 92 F SI 94 1 SAFE X CH 84 0-2 FC6-4 1-2† ②		1 SAFE 1 SAFE F SI 94 P PO 87 C CH 86 X FF 93 1-2 G6-3 ③ 1-2			B FF 96 H CU 76 2-0 24 HBP HBP		B SL 82 F SL 81 X FF 96 1-1 F9 ②		4	0	0	0	0	0	2
24 Nick Johnson, L (1, 3) OBP: 0.396, SLG: 0.457		B FF 91 X FF 91 1-0 L8 ①		1 SAFE C SI 92 F FF 94 1 SAFE B FF 94 B CH 84 B CH 84 F SI 92 S FF 92 3-3 K ③			B SI 92 C CH 84 S SL 81 X SI 94 1-2 F8 ①		C CU 72 H SI 89 1-1 1-2 HBP		B CH 87 B FF 93 B CH 86 B FF 96 4-0 44 WP BB		3	0	0	0	1	1	1
44 Lastings Milledge, R (1, 8) OBP: 0.336, SLG: 0.373		C FF 92 B SL 81 B CH 84 B CH 84 X SI 92 3-1 F8 ②			F SL 79 X SI 93 0-1 G4-3 ①		F FF 93 X CH 84 0-1 G6-3 ②		C SI 91 C SL 81 B SL 80 X SI 92 1-2 G1-4-3 ③		S FF 96 C SL 82 B FF 96 S SL 83 1-3 K ③ 1-2		5	0	0	0	0	1	3
25 Austin Kearns, R (1, 9) OBP: 0.302, SLG: 0.273		X SL 80 0-0 L8 ③			C FF 94 F SI 92 B SL 82 X SI 94 1-2 G4-3 ②		C FF 94 B FF 94 C FF 94 B SI 92 B SL 80 X SI 95 3-2 G6-3 ③			X FF 94 0-0 F8 ①		S FF 95 C SI 96 B SL 82 B SL 81 B SL 81 B SI 96 4-2 23 SH 22 1B 10 BB BB	4	1	0	0	1	0	0
23 Johnny Estrada, S (1, 2) OBP: 0.220, SLG: 0.179 22 Willie Harris, L (9, 7) OBP: 0.318, SLG: 0.278			B CH 83 F FF 90 X CH 83 1-1 G4-3 ①		S CH 85 X CH 84 0-1 G1-3 ③			C FF 95 S CU 76 B CU 79 B CU 78 F CU 76 X FF 96 2-2 F8 ①		B FF 96 B FF 92 B SI 94 B FF 94 4-0 8 BB 23 1B G1-2-3 BB		B SI 95 1 SAFE C FF 93 C CH 84 B SL 82 X SI 92 2-2 10 BB 23 SH 1-2 1B 1B	3	0	0	0	0	0	0
													1	1	1	0	1	0	0
Rob Mackowiak, L (1, 7) OBP: 0.217, SLG: 0.150 23 Wil Nieves, R (9, 2) OBP: 0.444, SLG: 0.500			C FF 92 C FF 93 B CH 85 F FF 93 B SL 81 S CH 84 2-3 K ②			F CH 84 B CH 83 F SI 93 F FF 94 F CH 85 X CH 85 1-2 41 SH1-4 FC3 2B		B FF 95 C FF 95 F CH 86 S CU 78 1-3 K ②		B SI 96 1 SAFE C SI 94 1 SAFE X SL 80 1-1 8 BB 1-2 1B		L FF 93 B SI 95 L SI 94 X SL 82 1-2 SH 1B 10 BB 1-2 2-3	3	1	1	0	0	2	0
													1	0	1	0	0	0	0
41 Shawn Hill, R (1, 1) 26 Wily Mo Peña, R (8, PH) OBP: 0.259, SLG: 0.200 Jon Rauch, R (9, 1) Luis Ayala, R (10, 1) 8 Aaron Boone, R (10, PH) OBP: 0.367, SLG: 0.308 52 Saul Rivera, S (11, 1) 10 Ronnie Belliard, R (12, PH) OBP: 0.323, SLG: 0.339			C FF 92 F SI 92 B SL 81 X SI 94 1-2 G5-3 ③			L FF 93 X FF 93 0-1 SH1-4 ① 2-3		B CU 77 C CU 76 B CU 78 B FF 96 C FF 95 X FF 94 3-2 CS 1B		B SL 81 B SL 81 B FF 96 B FF 94 4-0 1-2 2-3 BB		C FF 97 B SL 83 B SI 97 B SI 97 B SI 95 4-1 1B 1-2 2-3 3-H BB	1	0	0	0	0	0	0
													1	0	1	0	0	0	0
													0	0	0	0	0	0	0
													0	0	0	0	0	0	0
													0	0	0	0	1	0	0
													0	0	0	0	0	0	0
													0	0	0	1	1	0	0

Atlanta Braves @ Washington Nationals

Nationals Park, Washington, DC

Wed Apr 30 2008, 4:35 PM EDT

Att. 29,457 - Cloudy - 61 F

livebaseballscorecards.com

BOTTOM

Inning Stats	R: 0 E: 0 K: 1 S: 8	H: 0 LOB: 0 BB: 0 P: 13	R: 0 E: 0 K: 0 S: 4	H: 0 LOB: 0 BB: 0 P: 8	R: 0 E: 0 K: 1 S: 9	H: 0 LOB: 0 BB: 0 P: 13	R: 0 E: 0 K: 1 S: 11	H: 1 LOB: 1 BB: 0 P: 15	R: 0 E: 0 K: 0 S: 7	H: 0 LOB: 0 BB: 0 P: 8	R: 1 E: 0 K: 0 S: 14	H: 1 LOB: 1 BB: 0 P: 15	R: 0 E: 0 K: 0 S: 8	H: 0 LOB: 0 BB: 0 P: 12	R: 0 E: 0 K: 1 S: 12	H: 1 LOB: 0 BB: 0 P: 20	R: 0 E: 0 K: 0 S: 6	H: 0 LOB: 2 BB: 0 P: 12	R: 0 E: 0 K: 0 S: 5	H: 1 LOB: 2 BB: 2 P: 15	R: 0 E: 0 K: 1 S: 7	H: 0 LOB: 1 BB: 1 P: 13	R: 2 E: 1 K: 0 S: 10	H: 2 LOB: 3 BB: 2 P: 21

	AB	37
	R	3
	H	6
	RBI	3
	BB	5
	SO	5
	LOB	11

1B: 5 2B: 1 3B: 0 HR: 0	SF: 0 SAC: 2 DP: 1 HBP: 2	WP: 1 PB: 0 SB: 1 CS: 1	PA: 47

PITCHER		IP	WLS	BF	H	R	ER	SO	BB	IBB	HBP	BLK	WP	HR	S	P	ERA	WHIP
49 Jair Jurrjens, R ERA: 3.05	(1, 1)	7.0		24	2	1	1	3	0	0	0	0	0	0	61	84	1.29	0.286
56 Blaine Boyer, R ERA: 5.4	(8, 1)	1.2		6	1	0	0	1	0	0	1	0	0	0	14	26	0.00	0.600
Royce Ring, L ERA: 8.31	(9, 1)	0.0		1	0	0	0	0	0	0	1	0	0	0	1	2	∞	∞
30 Jeff Bennett, R ERA: 4.0	(9, 1)	0.1		1	0	0	0	0	0	0	0	0	0	0	3	4	0.00	0.000
46 Manny Acosta, R ERA: 3.95	(10, 1)	2.0	L	13	2	2	2	1	5	0	0	0	1	0	21	48	9.00	3.500

PITCHER		IP	WLS	BF	H	R	ER	SO	BB	IBB	HBP	BLK	WP	HR	S	P	ERA	WHIP
38 Buddy Carlyle, R ERA: 3.0	(12, 1)	0.0		1	1	0	0	0	0	0	0	0	0	0	1	1	∞	∞

Batter	1	2	3	4	5	6	7	8	9	AB	R	H	RBI	BB	SO	LOB
23 Corey Patterson, L (1, 8) OBP: 0.268, SLG: 0.443	B SI 90 M SI 90 S FS 79 S FS 79 1-3 ① K		X SI 90 0-0 ③ G6-3			X SI 90 0-0 ② B5-3			B SI 88 X FS 78 1-0 ① F8	4	0	0	0	0	1	1
27 Jeff Keppinger, R (1, 6) OBP: 0.339, SLG: 0.402	B SI 90 B FC 85 C SI 90 S FC 86 B SI 92 X SI 92 3-2 ② G6-3			C SI 89 B SL 79 C SI 90 S FC 88 1-3 ① K		B SI 91 C FS 79 C SL 80 C SI 91 1-3 ③ K			B SI 89 B SI 90 C SI 89 C SI 89 F FC 86 F SI 91 X FC 86 2-2 ② F9	4	0	0	0	0	2	0
Ken Griffey Jr., L (1, 9) OBP: 0.339, SLG: 0.410	C SI 90 B SI 90 S FS 81 S FS 82 1-3 ③ K			S FS 80 B SI 91 F SI 91 F FS 80 F SI 92 X SI 91 1-2 1B			C SI 89 X FS 80 0-1 ① G3		F FS 81 C FS 82 B FF 91 X SI 92 1-2 ③ F9	4	0	1	0	0	1	0
4 Brandon Phillips, R (1, 4) OBP: 0.320, SLG: 0.496		B FF 90 C FC 84 X SI 91 1-1 ① G4-3		B FC 86 1 SAFE S FC 85 B SI 91 X FS 80 2-1 ② P4			B FF 90 C SI 89 S FC 87 F SI 91 X SL 80 1-2 ② G4-3			3	0	0	0	0	0	1
Adam Dunn, L (1, 7) OBP: 0.381, SLG: 0.386		X FF 90 0-0 ② G5-3		C SI 92 F SI 89 1 SAFE 1 SAFE F FC 87 P PO 81 B FS 81 S FS 82 2-3 ③ K			C FS 79 B SI 90 B FC 86 F SI 91 B SI 90 X SI 90 3-2 ③ G4-3			3	0	0	0	0	1	1
28 Edwin Encarnación, R (1, 5) OBP: 0.373, SLG: 0.558		C SI 90 S SL 80 B FC 86 B SL 80 F SI 90 F FC 85 X SI 92 2-2 ③ G5-3			S SI 88 C SL 78 S FC 86 0-3 ① K			S FC 83 F FC 84 F SL 81 B FC 87 B SI 91 X SI 90 2-2 E6 G6-3 1B		3	0	1	0	0	1	0
Scott Hatteberg, L (1, 3) OBP: 0.267, SLG: 0.189			C FF 89 B SI 91 X SI 90 1-1 ① L8		C FS 79 B FS 82 S FS 79 C 1-3 ② K			B SI 90 X SI 91 1-0 ① G1-3		3	0	0	0	0	1	1
Paul Bako, L (1, 2) OBP: 0.373, SLG: 0.486			C SI 90 S FS 81 C SI 91 0-3 ② K		S FS 80 S FS 81 S FS 81 0-3 ③ K			X SI 92 0-0 ② G6-3 2-3		3	0	0	0	0	2	1
36 Edinson Volquez, R (1, 1) OBP: 0.077, SLG: 0.077 Jeremy Affeldt, L (7, 1) 19 Joey Votto, L (8, PH) OBP: 0.337, SLG: 0.532 45 Bill Bray, L (8, 1)			C SI 90 B SI 91 B FC 87 F SI 91 X SI 92 2-2 1B			C SI 89 S FC 86 S SL 80 0-3 ① K		X FS 80 0-0 ③ G3-1		2 0 1 0	0 0 0 0	1 0 0 0	0 0 0 0	1 0 0 0	0 0 1 0	0 0 1 0
Inning Stats	R: 0 E: 0 K: 2 S: 9 H: 0 LOB: 0 BB: 0 P: 14	R: 0 E: 0 K: 0 S: 8 H: 0 LOB: 0 BB: 0 P: 11	R: 0 E: 0 K: 1 S: 9 H: 1 LOB: 1 BB: 0 P: 12	R: 0 E: 0 K: 2 S: 15 H: 1 LOB: 1 BB: 0 P: 20	R: 0 E: 0 K: 3 S: 9 H: 0 LOB: 0 BB: 0 P: 10	R: 0 E: 0 K: 2 S: 7 H: 0 LOB: 0 BB: 0 P: 8	R: 0 E: 0 K: 0 S: 9 H: 0 LOB: 0 BB: 0 P: 13	R: 0 E: 1 K: 0 S: 7 H: 1 LOB: 1 BB: 0 P: 10	R: 0 E: 0 K: 0 S: 9 H: 0 LOB: 0 BB: 0 P: 13	1B: 3 2B: 0 3B: 0 HR: 0	SF: 0 SAC: 0 DP: 0 HBP: 0					WP: 0 PB: 0 SB: 0 CS: 0	PA: 30

PITCHER	IP	WLS	BF	H	R	ER	SO	BB	IBB	HBP	BLK	WP	HR	S	P	ERA	WHIP
15 Tim Hudson, R (1, 1) ERA: 2.95	9.0	W	30	3	0	0	10	0	0	0	0	0	0	82	111	0.00	0.333

PITCHER	IP	WLS	BF	H	R	ER	SO	BB	IBB	HBP	BLK	WP	HR	S	P	ERA	WHIP

TOP

Cincinnati Reds @ Atlanta Braves

Turner Field, Atlanta, GA

Fri May 02 2008, 7:30 PM EDT

Att. 32,057 - Partly Cloudy - 78 F

livebaseballscorecards.com

AB	30
R	0
H	3
RBI	0
BB	0
SO	10
LOB	6

Batter	1	2	3	4	5	6	7	8	9	AB	R	H	RBI	BB	SO	LOB
2 Kelly Johnson, L (1, 4) OBP: 0.311, SLG: 0.385	B FF 94 B FF 94 C FF 94 B CH 82 F FF 94 X FF 96 3-2 ① F7		B KC 79 F SI 94 B SI 94 C CH 81 C SI 94 2-3 ② K		B KC 78 B FF 93 X FF 93 2-0 ③ P6		B CU 78 D FF 94 X FF 96 2-0 ③ G4-3			4	0	0	0	0	1	1
19 Yunel Escobar, R (1, 6) OBP: 0.386, SLG: 0.440	F CH 84 B SI 96 B SI 94 X FF 94 2-1 10 1B 1B		C KC 77 S CH 82 F FF 95 S CH 82 0-3 ③ K			B KC 81 F FF 94 F CH 81 S KC 84 1-3 ① K		X FF 91 0-0 ① G4-3		4	0	1	0	0	2	0
10 Chipper Jones, S (1, 5) OBP: 0.466, SLG: 0.689	B KC 79 C FF 94 1 SAFE 1 SAFE F SI 94 F CH 83 X SI 94 1-2 **1-3** 1B			X CH 82 0-0 E8 16 HR		F SI 95 B FF 96 B KC 82 B FF 95 B CH 82 4-1 16 G3 BB BB		C SL 81 B FF 92 B FF 91 F FF 91 X SL 82 2-2 1B		3	1	2	0	1	0	0
Mark Teixeira, S (1, 3) OBP: 0.331, SLG: 0.451	C FF 94 1 SAFE D CH 83 S CH 85 F CH 83 S SI 94 1-3 ② K			F CH 82 C FF 95 S CH 83 0-3 ① K		C FF 94 B KC 77 F FF 95 1 SAFE B CH 84 B SI 95 F CH 82 F CH 83 B FF 95 4-2 16 G3 **1-2** BB		1 SAFE B SL 81 B FF 91 F SL 83 F SL 82 T FF 92 2-2 ② K		3	0	0	0	1	3	4
16 Brian McCann, L (1, 2) OBP: 0.330, SLG: 0.539	B CH 83 X CH 82 1-0 ③ P4			C FF 95 B SI 96 B CH 84 F CH 83 F SI 95 X CH 82 2-2 **2-H** HR		X CH 83 0-0 ② G3 **1-2** **2-3**		B SL 82 S FF 92 F FF 91 X SL 83 1-2 ③ G4-3		4	1	1	2	0	0	5
7 Jeff Francoeur, R (1, 9) OBP: 0.306, SLG: 0.460		T SI 95 B SI 94 S CH 83 F SI 95 S KC 85 1-3 ① K		B CH 83 X SI 94 1-0 11 CS 1B		B CH 84 F CH 83 X CH 82 1-1 ③ G1-3				3	0	1	0	0	1	2
11 Mark Kotsay, L (1, 8) OBP: 0.343, SLG: 0.404		C FF 95 X CH 83 0-1 ② L4		1 SAFE 1 SAFE 1 SAFE 1 SAFE S FF 93 P PO 85 S CH 82 B SI 94 B CH 83 3-2 ② ③ P6 **1-2**			X FF 94 0-0 1 FC6-4 1B			3	0	1	0	0	0	1
1 Grégor Blanco, L (1, 7) OBP: 0.458, SLG: 0.385		C KC 78 B CH 84 B SI 95 B CH 81 F FF 94 F FF 95 S SI 95 3-3 ③ K			B CH 80 X FF 92 1-0 ① B1-3		1 SAFE B FF 94 B FF 95 1 SAFE C FF 96 X FF 97 2-1 ① FC6-4 15 SH2-4 **1-2f**			3	0	0	0	0	1	1
15 Tim Hudson, R (1, 1) OBP: 0.182, SLG: 0.100			C FF 94 C SI 94 B FF 95 B CH 82 F SI 93 B FF 93 S FF 93 3-3 ① K		C FF 94 B KC 78 F FF 93 C CH 81 1-3 ② K		B FF 94 L FF 94 1 SAFE L FF 94 1 SAFE B FF 95 X FF 93 2-2 ② SH2-4 **1-2**			2	0	0	0	0	2	0
Inning Stats	R: 0 E: 0 K: 1 S: 14 H: 2 LOB: 2 BB: 0 P: 22	R: 0 E: 0 K: 2 S: 10 H: 0 LOB: 0 BB: 0 P: 14	R: 0 E: 0 K: 3 S: 11 H: 0 LOB: 0 BB: 0 P: 16	R: 2 E: 1 K: 1 S: 13 H: 2 LOB: 0 BB: 0 P: 18	R: 0 E: 0 K: 1 S: 5 H: 0 LOB: 0 BB: 0 P: 9	R: 0 E: 0 K: 1 S: 11 H: 0 LOB: 2 BB: 2 P: 21	R: 0 E: 0 K: 0 S: 7 H: 1 LOB: 1 BB: 0 P: 13	R: 0 E: 0 K: 1 S: 10 H: 1 LOB: 1 BB: 0 P: 15		1B: 5 2B: 0 3B: 0 HR: 1 SF: 0 SAC: 1 DP: 0 HBP: 0						

PITCHER		IP	WLS	BF	H	R	ER	SO	BB	IBB	HBP	BLK	WP	HR	S	P	ERA	WHIP
36 Edinson Volquez, R ERA: 1.27	(1, 1)	6.0	L	24	4	2	1	9	2	0	0	0	0	1	64	100	1.50	1.000
Jeremy Affeldt, L ERA: 1.38	(7, 1)	1.0		4	1	0	0	0	0	0	0	0	0	0	7	13	0.00	1.000
45 Bill Bray, L ERA:	(8, 1)	1.0		4	1	0	0	1	0	0	0	0	0	0	10	15	0.00	1.000

PITCHER	IP	WLS	BF	H	R	ER	SO	BB	IBB	HBP	BLK	WP	HR	S	P	ERA	WHIP

BOTTOM

Cincinnati Reds @ Atlanta Braves

Turner Field, Atlanta, GA

Fri May 02 2008, 7:30 PM EDT
Att. 32,057 - Partly Cloudy - 78 F

livebaseballscorecards.com

AB	29
R	2
H	6
RBI	2
BB	2
SO	10
LOB	14

Batter	1	2	3	4	5	6	7	8	9	AB	R	H	RBI	BB	SO	LOB
6 Ryan Freel, R (1, 8) (6, 7) OBP: 0.344, SLG: 0.368	C FF 91 X SI 93 0-1 G4-3		B SI 93 C CH 85 B SI 93 F FF 86 B CU 76 X FF 93 3-2 G5-3			B SI 91 B SI 90 C FF 92 B FF 92 C SI 91 X SI 92 3-2 4 S S 4 1B 1B		B FF 92 X FF 93 1-0 G3		4	1	1	0	0	0	1
Ken Griffey Jr., L (1, 9) OBP: 0.328, SLG: 0.394	B FF 93 C FF 93 T FF 93 B CU 77 S SL 84 2-3 K			S FF 92 B SL 81 X SI 93 1-1 G3		B CU 75 S SL 82 1 SAFE B SL 82 C FF 93 1 SAFE C FF 94 2-3 K 1-2		C FF 94 F CH 82 F CH 85 S CU 78 0-3 K		4	0	0	0	0	3	1
4 Brandon Phillips, R (1, 4) OBP: 0.317, SLG: 0.487	C CU 75 B SI 94 B SI 87 F SI 95 B SI 94 X FF 94 3-2 G5-3			B SI 92 F SI 92 B SI 94 S CH 86 S CH 86 2-3 K		C CH 85 B CU 76 F CH 85 X CU 75 1-2 28 G5-3 19 S 2-H 1B		B FF 92 B FF 94 X FF 93 2-0 F9		4	0	1	1	0	1	0
19 Joey Votto, L (1, 3) OBP: 0.333, SLG: 0.512		B FF 92 X FF 92 1-0 G6-3		F CU 75 B CU 77 S FF 93 B SL 84 S CU 76 2-3 K		B FF 92 1 SAFE B SL 82 B FF 91 B FF 90 4-0 28 G5-3 1-2 BB			B SI 94 C SI 94 B CH 83 C SI 94 F SI 95 B SI 96 X SI 95 3-2 G6-3	3	0	0	0	1	1	0
28 Edwin Encarnación, R (1, 5) OBP: 0.369, SLG: 0.542		C FF 92 F SI 94 B CH 86 X CH 85 1-2 F9			B SI 92 B CH 84 B FF 92 C FF 91 B FF 92 4-1 G4-5-3 BB	C SI 89 B SI 90 B CU 79 X SI 89 2-1 G5-3 1-2 2-3			C SI 95 B CH 83 C SI 94 F SI 95 B SI 96 X SI 95 2-2 G5-3	3	0	0	0	1	0	2
Adam Dunn, L (1, 7) OBP: 0.371, SLG: 0.374 Mike Lincoln, R (6, 1) Jeremy Affeldt, L (7, 1) 51 Jared Burton, R (7, 1) 48 Francisco Cordero, R (8, 1) Javier Valentin, S (9, PH) OBP: 0.267, SLG: 0.250		C SL 82 B SL 82 B FF 94 X SI 93 2-1 L9			C SI 93 B SI 94 B CH 85 X SI 93 2-1 G4-5-3 1-2f	C SL 82 D SL 82 S FF 90 S FF 90 1-3 K			C CU 77 B CH 84 B CH 83 F SI 95 B SI 96 X SI 94 3-2 G3	3 0 0 0 0 1	0 0 0 0 0 0	0 0 0 0 0 0	0 0 0 0 0 0	1 0 0 0 0 0	0 0 0 0 0 0	3 0 0 0 0 0
27 Jeff Keppinger, R (1, 6) OBP: 0.346, SLG: 0.408			B FF 91 X FF 90 1-0 31 SH1-4 1B		C CU 75 F CH 84 X FF 94 0-2 BB 1B		B FF 85 S SL 83 C FF 85 B CU 72 X CH 76 2-2 F7			3	0	2	0	0	0	0
David Ross, R (1, 2) OBP: 0.231, SLG: 0.250			X SI 92 0-0 F8		B SI 93 B CH 84 1 SAFE C FF 93 1 SAFE B CH 84 B FF 92 4-1 1-2 BB		C SL 81 B FF 84 S SL 82 X CU 70 1-2 F7			2	0	0	0	1	0	1
31 Matt Belisle, R (1, 1) 45 Bill Bray, L (6, 1) 23 Corey Patterson, L (6, 8) OBP: 0.265, SLG: 0.438			L FF 91 X FF 91 0-1 SH1-4 1-2		B FF 90 C FF 92 B CU 75 S FF 92 C FF 93 2-3 K		C FF 86 B FF 88 F CH 75 F CH 76 X CU 70 1-2 G3			1 0 1	0 0 0	0 0 0	0 0 0	0 0 0	1 0 0	2 0 0
Inning Stats	R: 0 H: 0 E: 0 LOB: 0 K: 1 BB: 0 S: 8 P: 13	R: 0 H: 0 E: 0 LOB: 0 K: 0 BB: 0 S: 6 P: 10	R: 0 H: 1 E: 0 LOB: 1 K: 0 BB: 0 S: 7 P: 11	R: 0 H: 0 E: 0 LOB: 0 K: 2 BB: 0 S: 8 P: 13	R: 0 H: 1 E: 0 LOB: 2 K: 1 BB: 2 S: 10 P: 22	R: 1 H: 2 E: 0 LOB: 2 K: 2 BB: 1 S: 14 P: 27	R: 0 H: 0 E: 0 LOB: 0 K: 0 BB: 0 S: 10 P: 14	R: 0 H: 0 E: 0 LOB: 0 K: 1 BB: 0 S: 6 P: 9	R: 0 H: 0 E: 0 LOB: 0 K: 0 BB: 0 S: 11 P: 19	1B: 4 2B: 0 3B: 0 HR: 0	SF: 0 SAC: 1 DP: 1 HBP: 0				WP: 0 PB: 0 SB: 3 CS: 0	PA: 33	

Cincinnati Reds @ Atlanta Braves

Turner Field, Atlanta, GA

Sat May 03 2008, 7:00 PM EDT

Att. 37,969 - Cloudy - 68 F

TOP

livebaseballscorecards.com

AB	29
R	1
H	4
RBI	1
BB	3
SO	7
LOB	10

PITCHER		IP	WLS	BF	H	R	ER	SO	BB	IBB	HBP	BLK	WP	HR	S	P	ERA	WHIP
37 Jo-Jo Reyes, L ERA: 1.69	(1, 1)	5.1	W	22	4	1	1	5	3	0	0	0	0	0	48	88	1.69	1.312
30 Jeff Bennett, R ERA: 3.95	(6, 1)	0.1	H	1	0	0	0	0	0	0	0	0	0	0	2	4	0.00	0.000
Will Ohman, L ERA: 2.38	(6, 1)	0.1	H	1	0	0	0	1	0	0	0	0	0	0	3	4	0.00	0.000
57 Jorge Campillo, R ERA: 0.66	(7, 1)	1.0	H	3	0	0	0	0	0	0	0	0	0	0	10	14	0.00	0.000
56 Blaine Boyer, R ERA: 5.09	(8, 1)	1.0		3	0	0	0	1	0	0	0	0	0	0	6	9	0.00	0.000

PITCHER		IP	WLS	BF	H	R	ER	SO	BB	IBB	HBP	BLK	WP	HR	S	P	ERA	WHIP
Chris Resop, R ERA: 7.84	(9, 1)	1.0		3	0	0	0	0	0	0	0	0	0	0	11	19	0.00	0.000

Batter	1	2	3	4	5	6	7	8	9	AB	R	H	RBI	BB	SO	LOB
2 Kelly Johnson, L (1, 4) OBP: 0.318, SLG: 0.411	C FC 88 B CH 82 X FF 88 1-1 G4-3 ①		B SL 86 B FF 89 F FF 90 X SL 81 2-1 F7 ②		B FF 88 F FF 88 B SI 88 B FF 89 X FF 90 3-1 19 1B 2B		1 SAFE X FC 90 0-0 SH2-3 ① 1-2	B FF 94 B FF 94 X FF 94 2-0 19 F8 10 WP 2B		4	2	2	0	0	0	0
19 Yunel Escobar, R (1, 6) OBP: 0.403, SLG: 0.462	B FF 90 C FF 89 X FF 89 1-1 10 2B 2B		C FF 89 B CU 70 B SL 81 X FF 90 2-1 1B		X SL 81 0-0 2-H 1B		B SI 91 B SI 92 F SI 92 B CU 76 B SI 92 4-1 BB 10 1B 16 2B BB	S SL 86 B SL 88 B SL 88 B SL 88 X FF 95 3-1 F8 ① 2-3		4	2	3	1	1	0	1
10 Chipper Jones, S (1, 5) OBP: 0.471, SLG: 0.692 14 Martín Prado, R (8, PR) OBP: 0.372, SLG: 0.459 (9, 5)	C CH 84 D FF 90 C CU 71 X SL 86 1-2 WP 2-H 2B		D CU 71 C FF 89 B FF 90 C FF 90 X FF 90 2-2 F7 ③		B SL 84 F FF 90 F SL 82 B FF 91 F SL 87 X CU 72 2-2 F9 ②		B CU 78 X FF 95 1-0 BB 16 2B 1B 1-2 2-3	B CH 88 S SL 88 B CH 87 D CH 87 B SL 88 4-1 16 BB 1B 3-H BB		4 0	1 0	2 0	1 0	1 0	0 0	2 0
Mark Teixeira, S (1, 3) OBP: 0.341, SLG: 0.453	C CU 71 F FF 90 F CH 86 B SL 84 F FF 92 B FF 91 B SI 91 X SL 83 3-2 G3 ② 2-3			B CH 81 B FF 87 X FF 88 2-0 16 1B 1B	C CU 72 X FF 91 0-1 G6-3 ③		S FF 93 C CU 78 B CH 90 D CU 79 D CU 79 D CU 78 4-2 16 2B 7 1B BB 1-2 2-3 3-H	B FF 96 F SL 86 C FF 95 X CH 88 1-2 16 BB 1B 1-2		4	1	2	1	1	0	2
16 Brian McCann, L (1, 2) OBP: 0.342, SLG: 0.547	C SL 84 B CU 70 S CU 71 B SI 91 D CU 73 X SL 85 3-2 G6-3 ③			C CH 87 B CH 87 X SL 83 1-1 1-2 1B		X SL 79 0-0 F9 ①	B FF 96 B FF 94 F FF 94 X FF 95 2-1 7 1B 11 2B 2B 1-3 2-H 3-H	B SL 87 B CH 87 S SL 88 D FF 96 B SL 88 4-1 1-2 2-3 BB		4	1	2	2	1	0	1
7 Jeff Francoeur, R (1, 9) OBP: 0.310, SLG: 0.466		C FF 89 X SL 81 0-1 G6-3 ①		B FF 90 B FF 90 X FF 90 2-0 F8 ①		S SL 83 S SI 90 X CU 72 0-2 2B	X FF 93 0-0 11 2B 23 SF9 1B 2-3 3-H	C SL 87 X FF 96 0-1 F6 ②		5	1	2	1	0	0	5
11 Mark Kotsay, L (1, 8) OBP: 0.336, SLG: 0.404		C FF 89 X CH 84 0-1 L3 ②		F FF 89 B SL 83 X FF 90 1-1 P5 ②		C FF 90 C SL 81 S SL 83 0-3 K ②	X FF 93 0-0 23 SF9 2B 1-3 3-H	F FF 95 X CH 88 0-1 G3 ③		5	0	1	1	0	1	6
1 Grégor Blanco, L (1, 7) OBP: 0.440, SLG: 0.366 23 Matt Diaz, R (6, PH) OBP: 0.301, SLG: 0.378 (7, 7)		B FF 89 C FF 89 C FF 90 C CU 72 1-3 K ③		B FF 89 F FF 89 B FF 90 C FF 90 X SL 85 2-2 F8 ③		X CU 77 0-0 G1-3 ③	B FF 95 S FF 93 S FF 93 F FF 93 B FF 94 B FF 92 X FF 94 3-2 SF9 ② 2-3 3-H			2 1	0 0	0 0	0 1	0 0	1 0	2 1
37 Jo-Jo Reyes, L (1, 1) 30 Jeff Bennett, R (6, 1) Will Ohman, L (6, 1) 57 Jorge Campillo, R (7, 1) 5 Brayan Peña, S (7, PH) OBP: 0.286, SLG: 0.308 56 Blaine Boyer, R (8, 1) Chris Resop, R (9, 1)			B FF 87 X FF 87 1-0 G6-3 ①		C CH 87 B SL 80 C FF 88 S SL 80 1-3 K ①		C CU 78 C CU 78 B CU 82 S SI 92 X SI 92 3-1 10 1B 2 SH2-3 BB 1B F FF 92 B CH 88 B FF 92 X CH 88 2-2 G4-3 ③			2 0 0 0 2 0 0	0 0 0 0 1 0 0	0 0 0 0 1 0 0	0 0 0 0 1 0 0	1 0 0 0 0 0 0	0 0 0 0 1 0 0	0 0 0 0 0 0 0
Inning Stats	R: 1 E: 0 K: 0 S: 15 H: 2 LOB: 1 BB: 0 P: 24	R: 0 E: 0 K: 1 S: 7 H: 0 LOB: 0 BB: 0 P: 8	R: 0 E: 0 K: 0 S: 8 H: 1 LOB: 1 BB: 0 P: 15	R: 0 E: 0 K: 0 S: 9 H: 2 LOB: 2 BB: 0 P: 17	R: 1 E: 0 K: 1 S: 12 H: 2 LOB: 1 BB: 0 P: 18	R: 0 E: 0 K: 1 S: 8 H: 1 LOB: 1 BB: 0 P: 8	R: 6 E: 0 K: 0 S: 18 H: 5 LOB: 1 BB: 2 P: 37	R: 1 E: 0 K: 0 S: 12 H: 2 LOB: 3 BB: 2 P: 26		1B: 8 2B: 7 3B: 0 HR: 0 SF: 1 SAC: 1 DP: 0 HBP: 0						

PITCHER		IP	WLS	BF	H	R	ER	SO	BB	IBB	HBP	BLK	WP	HR	S	P	ERA	WHIP
31 Matt Belisle, R ERA: 6.91	(1, 1)	5.1	L	24	8	2	2	2	0	0	0	0	1	0	55	86	3.38	1.500
45 Bill Bray, L ERA:	(6, 1)	0.1		1	0	0	0	1	0	0	0	0	0	0	3	3	0.00	0.000
Mike Lincoln, R ERA: 3.95	(6, 1)	0.2		4	1	2	2	0	1	0	0	0	0	0	5	12	27.00	3.000
Jeremy Affeldt, L ERA: 3.46	(7, 1)	0.0		3	2	1	1	0	1	0	0	0	0	0	5	12	∞	∞
51 Jared Burton, R ERA: 4.15	(7, 1)	0.2		4	2	3	3	0	0	0	0	0	0	0	9	14	40.50	3.000

PITCHER		IP	WLS	BF	H	R	ER	SO	BB	IBB	HBP	BLK	WP	HR	S	P	ERA	WHIP
48 Francisco Cordero, R ERA: 2.25	(8, 1)	1.0		7	2	1	1	0	2	0	0	0	1	0	12	26	9.00	4.000

BOTTOM

Cincinnati Reds @ Atlanta Braves

Turner Field, Atlanta, GA

Sat May 03 2008, 7:00 PM EDT

Att. 37,969 - Cloudy - 68 F

livebaseballscorecards.com

AB	37
R	9
H	15
RBI	8
BB	4
SO	3
LOB	21

WP: 2 PB: 0 SB: 0 CS: 0 PA: 43

Cincinnati Reds @ Atlanta Braves

Turner Field, Atlanta, GA

Sun May 04 2008, 1:30 PM EDT
Att. 33,750 - Partly Cloudy - 74 F

livebaseballscorecards.com

Batter	1	2	3	4	5	6	7	8	9	AB	R	H	RBI	BB	SO	LOB
6 Ryan Freel, R (1, 8) OBP: 0.364, SLG: 0.393	X FF 81 0-0 CS 1B		C SI 84 S CH 77 X CH 78 0-2 ③ G1-3		D CH 78 B FF 83 B SI 84 B SI 83 4-0 FC3-6 1-2 BB	B FF 84 X SL 83 1-0 1-H 2B		B CH 85 B SI 94 C FF 93 C FF 94 X FF 95 2-2 ③ G6-3		4	0	2	1	1	0	0
Ken Griffey Jr., L (1, 9) OBP: 0.315, SLG: 0.377	C FF 82 F CH 76 B SI 83 1 SAFE X FC 80 1-2 ① ② P4 1-2			C SI 82 B SI 82 B SI 83 C SI 82 S CH 78 2-3 ① K	C SI 84 D CH 79 B SI 85 B SI 85 F SI 84 X SI 84 3-2 ① FC3-6 28 BB 1-2f 2-H	B CH 76 F CH 75 F CH 73 X CU 71 1-2 ③ F8			F FF 93 X CH 84 0-1 ① P6	5	0	0	0	0	1	3
4 Brandon Phillips, R (1, 4) OBP: 0.321, SLG: 0.492	B FF 84 S CH 76 F FF 80 X SI 84 1-2 ③ F8			B CH 77 S CH 77 X SI 84 1-1 19 1B 2B	B CH 78 X SI 84 1-0 ② G1-3		X FF 89 0-0 1B 1B		B FF 96 C SL 80 C FF 96 X SL 83 1-2 ② F8	5	1	2	0	0	0	1
19 Joey Votto, L (1, 3) OBP: 0.348, SLG: 0.506		B SI 82 B CH 76 C SI 83 B SI 83 F SI 83 B SI 84 4-2 28 CS BB		C SI 84 B FC 79 B CH 78 X SI 85 2-1 28 BB 2-H 2B 1B	B SI 85 B SI 85 C SI 84 B SI 84 B SI 85 4-1 28 BB BB		F FF 91 X SL 82 0-1 ① P4		C SL 81 F CH 87 S SL 83 0-3 ③ K	3	1	1	1	2	1	1
28 Edwin Encarnación, R (1, 5) OBP: 0.373, SLG: 0.532		B SI 83 C CH 77 T FF 84 S CH 77 1-3 ① ② K 1-2		B SI 84 B CH 79 B CH 78 B SI 84 4-0 2B 1-2 BB	S CH 78 B SI 85 B CH 78 B SI 84 F CH 78 B SI 85 4-2 1-2 2-3 BB		C FF 90 B SL 82 X FF 91 1-1 ② F7			2	1	0	0	2	1	2
Adam Dunn, L (1, 7) OBP: 0.375, SLG: 0.389		C SI 84 B SI 82 C CH 77 B FC 77 B CH 76 X SI 83 3-2 ③ G1		B SI 85 C SI 84 F SI 85 B CH 78 F SI 85 B CH 78 X SI 85 3-2 ③ 27 1B 1-H 2-H 2B	X SI 86 0-0 ③ F7		B FF 91 X FF 90 1-0 1-2 1B			4	1	2	2	0	0	3
27 Jeff Keppinger, R (1, 6) OBP: 0.343, SLG: 0.403 51 Jared Burton, R (7, 1)			C FF 82 B SI 81 X FC 80 1-1 ① G5-3	C SI 85 D CH 78 S CH 79 X FF 84 1-2 G6-4-3 2-H 1B		B FF 86 B FF 86 C FF 87 X FF 86 2-1 ① F8	C FF 90 C FF 90 X FF 91 0-2 ③ G1-3			4 0	0 0	1 0	1 0	0 0	0 0	2 0
Paul Bako, L (1, 2) OBP: 0.384, SLG: 0.532 Javier Valentin, S (8, PH) OBP: 0.258, SLG: 0.241 (8, 2)			C FF 83 B CU 68 C SI 83 X CH 77 1-2 HR	C SI 84 X SI 84 0-1 ② ③ G6-4-3 1-2f		B FF 87 B FF 87 F FF 87 X FF 88 2-1 6 WP 6 2B 1B		B FF 92 B FF 92 F FF 92 X FF 93 2-1 ① F8		3 1	2 0	2 0	1 0	0 0	0 0	1 0
61 Bronson Arroyo, R (1, 1) OBP: 0.222, SLG: 0.125 33 Josh Fogg, R (2, 1) OBP: 0.143, SLG: 0.143 45 Bill Bray, L (5, 1) 23 Corey Patterson, L (6, PH) OBP: 0.263, SLG: 0.433 50 Kent Mercker, L (6, 1) 15 Jerry Hairston, R (7, 6) OBP: 0.360, SLG: 0.417			B SI 83 C SI 82 S CH 76 B CH 76 C FF 84 2-3 ② K		C FF 82 B FF 81 X SI 82 1-1 6 BB E 1B	F SI 86 S CH 75 X CU 71 0-2 ② P2		C SI 94 F FF 95 X CU 79 0-2 ② F9		0 2 0 1 0 1	0 1 0 0 0 0	0 1 0 0 0 0	0 0 0 0 0 0	0 0 0 0 0 0	0 0 0 1 0 0	0 1 0 0 0 0
Inning Stats	R: 0 E: 0 K: 0 S: 7 H: 1 LOB: 0 BB: 0 P: 9	R: 0 E: 0 K: 1 S: 8 H: 0 LOB: 0 BB: 1 P: 16	R: 1 E: 0 K: 1 S: 11 H: 1 LOB: 0 BB: 0 P: 15	R: 4 E: 0 K: 1 S: 16 H: 4 LOB: 0 BB: 1 P: 29	R: 1 E: 1 K: 0 S: 10 H: 1 LOB: 3 BB: 3 P: 27	R: 1 E: 0 K: 0 S: 11 H: 2 LOB: 1 BB: 0 P: 17	R: 0 E: 0 K: 0 S: 9 H: 2 LOB: 2 BB: 0 P: 11	R: 0 E: 0 K: 0 S: 8 H: 0 LOB: 0 BB: 0 P: 12	R: 0 E: 0 K: 1 S: 8 H: 0 LOB: 0 BB: 0 P: 9	1B: 7 2B: 3 3B: 0 HR: 1 SF: 0 SAC: 0 DP: 1 HBP: 0						

TOP	
AB	35
R	7
H	11
RBI	6
BB	5
SO	4
LOB	14

WP: 1 PA: 40
PB: 0
SB: 0
CS: 2

PITCHER		IP	WLS	BF	H	R	ER	SO	BB	IBB	HBP	BLK	WP	HR	S	P	ERA	WHIP
47 Tom Glavine, L ERA: 4.5	(1, 1)	4.2		23	7	6	6	3	5	0	0	0	0	1	51	95	11.57	2.571
Royce Ring, L ERA: 7.71	(5, 1)	0.1	W	1	0	0	0	0	0	0	0	0	0	0	1	1	0.00	0.000
57 Jorge Campillo, R ERA: 1.23	(6, 1)	1.0		5	2	1	1	0	0	0	0	0	1	0	11	17	9.00	2.000
Will Ohman, L ERA: 2.19	(7, 1)	1.0		5	2	0	0	0	0	0	0	0	0	0	9	11	0.00	2.000
56 Blaine Boyer, R ERA: 4.82	(8, 1)	1.0		3	0	0	0	0	0	0	0	0	0	0	8	12	0.00	0.000

PITCHER		IP	WLS	BF	H	R	ER	SO	BB	IBB	HBP	BLK	WP	HR	S	P	ERA	WHIP
46 Manny Acosta, R ERA: 3.68	(9, 1)	1.0		3	0	0	0	1	0	0	0	0	0	0	8	9	0.00	0.000

Cincinnati Reds @ Atlanta Braves

Turner Field, Atlanta, GA

Sun May 04 2008, 1:30 PM EDT
Att. 33,750 - Partly Cloudy - 74 F

livebaseballscorecards.com

BOTTOM

Batter	1	2	3	4	5	6	7	8	9	AB	R	H	RBI	BB	SO	LOB
2 Kelly Johnson, L (1, 4) OBP: 0.336, SLG: 0.455	F CH 77 B SI 88 X SI 89 1-1 11 SH1-3 1B	B SI 88 B CH 83 X CH 82 2-0 11 1B 10 HR 1-3 2B	C FF 87 B FC 87 F CH 83 C SI 91 1-3 ② K		B CH 82 F FC 86 X SI 90 1-1 10 1B 1-3 3-H 2B	B FF 88 X FF 88 1-0 11 F8 1-H 2B	S CH 90 S CH 89 B FC 92 B FF 93 C FF 93 2-3 ③ K			6	2	4	2	0	2	4
11 Mark Kotsay, L (1, 8) OBP: 0.357, SLG: 0.447	X CH 80 0-0 ① SH1-3 1-2	B CH 76 C SL 73 B FF 89 D CH 83 X SI 89 3-1 10 HR 2-3 3-H 1B	X SI 84 0-0 2-3 3-H 1B		B FF 88 B FC 86 B CH 83 B SI 89 4-0 BB 10 16 1B BB	X FF 89 0-0 ① F8 2-3		B FF 92 C FF 92 B CH 88 X CH 86 2-1 HR		4	3	3	3	1	0	1
10 Chipper Jones, S (1, 5) OBP: 0.472, SLG: 0.717	B SI 90 F SI 88 B SI 89 X CU 68 2-1 ② P5	B CU 68 B SI 89 B SI 88 C CU 73 C CU 71 X CU 71 3-2 1-H 3-H HR	B SI 85 X SI 85 1-0 ③ F7		F FF 91 B FF 92 X FF 90 1-1 16 1B BB 1 FC3-2 1-2 2-H 3-H 1B	S FF 88 B SL 85 S SL 85 F SL 86 X FF 88 1-2 ② G5-3		C SI 93 B FF 92 X FF 92 1-1 16 BB 1 FC1-2 2B		6	1	3	5	0	0	4
Mark Teixeira, S (1, 3) OBP: 0.348, SLG: 0.442	C CU 72 X FF 89 0-1 ③ G3	X SI 88 0-0 ② P5		C FC 85 F CH 80 B SI 89 B SI 90 B FC 86 S CH 83 3-3 ① K	B SL 82 B FF 91 F FF 90 C SL 81 F SL 83 B FF 92 F SL 81 B FF 91 4-2 1 FC3-2 16 1B 1-2 2-3 BB	C FF 89 B SL 85 D SL 86 S CH 82 B FF 90 F CH 82 B CH 82 4-2 16 DI BB		H FF 93 1-0 1 FC1-2 16 BB HBP		3	0	0	0	2	1	1
16 Brian McCann, L (1, 2) OBP: 0.358, SLG: 0.555	B SI 89 B CH 82 C CU 72 B SL 76 B CU 73 4-1 7 1B 1 2B BB X SI 89 0-0 E3			F CH 83 B FF 88 X FC 85 1-1 2B	X FF 90 0-0 14 FC5 1 FC3-2 1-2 2-3 3-H 1B	B CH 81 X SI 89 1-0 ③ F8 1-2		B B B B 4-0 1 FC1-2 1-2 2-3 BB		4	1	2	1	2	0	2
7 Jeff Francoeur, R (1, 9) OBP: 0.311, SLG: 0.455	F SI 90 B SI 90 C SL 89 X SI 91 1-2 1 2B 14 SF8 1B B FF 86 F SI 90 S FC 81 X FC 86 1-2 ③ F8			B SI 90 F FF 90 B FF 89 S SL 81 F FF 91 C FF 90 2-3 ② K	F SL 82 S SL 83 S SL 81 0-3 ① K		B SI 90 F SI 89 B FF 90 B FF 91 B FF 90 4-1 19 BB BB	X FF 93 0-0 ① F7		5	1	1	0	1	2	8
1 Grégor Blanco, L (1, 7) OBP: 0.429, SLG: 0.383	B CU 72 C CU 71 X CH 82 1-1 14 SF8 47 1B 1-3 2-H 2B	L SI 88 X CH 81 0-1 47 SH5-4 14 BB 11 1B 1B	F FF 89 B FC 88 S FF 89 X SI 91 1-2 ③ F8		C SL 82 X SL 82 0-1 ② FC3-2 14 FC5 1-2 2-3 3-Hf	D SL 85 X FF 89 1-0 ① F7	X FF 92 0-0 ② FC1-2 1-2 2-3 3-Hf			6	2	2	1	0	0	8
14 Martín Prado, R (1, 6) OBP: 0.383, SLG: 0.462 19 Yunel Escobar, R (7, 6) OBP: 0.405, SLG: 0.457	C SL 76 B SI 90 F SI 89 B SI 90 B SL 79 X CU 72 3-2 ① SF8 2-3 3-H	1 SAFE B FF 87 P PO 83 C FC 86 S FC 87 B FC 85 F SI 91 1 SAFE B FF 86 4-2 11 1B 47 SH5-4 1-2 BB	C FC 84 B FF 86 S SL 78 S FC 86 X FC 86 2-2 5 1B 2 2B 1B C FF 82 X SL 83 0-1 ③ FC5 1-2 2-3f			F CH 81 B FF 88 B SL 84 F FF 89 F CH 81 F SI 89 B CH 78 B CH 81 4-2 1-2 BB	C FF 93 S SI 92 F FF 93 B FF 94 D SI 90 F CH 89 B FF 92 S FC 92 3-3 ③ K		2 1	1 0	1 0	1 0	1 1	0 1	3 3
47 Tom Glavine, L Royce Ring, L 5 Brayan Peña, S 57 Jorge Campillo, R 23 Matt Diaz, R Will Ohman, L 37 Jo-Jo Reyes, L 56 Blaine Boyer, R 46 Manny Acosta, R	C CU 72 C SI 88 F SI 91 B SL 76 X SL 76 1-2 2 2B 11 1B 3-H 1B	L SI 88 M SI 89 2 SAFE X FC 86 0-2 ① SH5-4 1-2 2-3			F CH 83 S CH 82 X CH 80 0-2 2 2B 10 1B 1-3 1B	B X 1-0 2 2B 1B	B FF 94 F SL 93 C FF 92 F CH 89 C FF 93 1-3 ② K		1 0 1 0 1 0 0 1 0 1 0	1 0 1 0 1 0 0 1 0 0 0	1 0 1 0 1 0 0 1 0 0 0	1 0 0 0 0 0 0 0 0 0 0	0 0 0 0 0 0 0 0 0 1 0	0 0 0 0 0 0 0 0 0 2 0	0 0 0 0 0 0 0 0 0 0 0
Inning Stats	R: 0 E: 0 K: 0 S: 7 H: 1 LOB: 1 BB: 0 P: 10	R: 7 E: 1 K: 0 S: 24 H: 6 LOB: 1 BB: 1 P: 43	R: 1 E: 0 K: 1 S: 14 H: 2 LOB: 2 BB: 1 P: 19	R: 0 E: 0 K: 2 S: 12 H: 1 LOB: 1 BB: 0 P: 19	R: 4 E: 0 K: 1 S: 22 H: 5 LOB: 3 BB: 2 P: 34	R: 1 E: 0 K: 0 S: 11 H: 2 LOB: 2 BB: 2 P: 19	R: 0 E: 0 K: 2 S: 13 H: 0 LOB: 2 BB: 2 P: 25	R: 1 E: 0 K: 1 S: 11 H: 2 LOB: 3 BB: 1 P: 22		1B: 11 2B: 6 3B: 0 HR: 2 SF: 1 SAC: 2 DP: 0 HBP: 1			WP: 0 PB: 0 SB: 0 CS: 0 PA: 53	

	AB	41
	R	14
	H	19
	RBI	14
	BB	8
	SO	7
	LOB	36

PITCHER		IP	WLS	BF	H	R	ER	SO	BB	IBB	HBP	BLK	WP	HR	S	P	ERA	WHIP
61 Bronson Arroyo, R ERA: 8.63	(1, 1)	1.1	L	12	7	7	7	0	1	0	0	0	0	1	26	47	47.25	6.000
33 Josh Fogg, R ERA: 9.27	(2, 1)	2.2		17	6	5	5	3	2	0	0	0	0	0	39	59	16.88	3.000
45 Bill Bray, L ERA:	(5, 1)	1.0		6	2	0	0	1	1	0	0	0	0	0	14	19	0.00	3.000
50 Kent Mercker, L ERA: 3.86	(6, 1)	1.1		9	2	1	1	0	3	0	0	0	0	0	17	34	6.75	3.750
51 Jared Burton, R ERA: 4.3	(7, 1)	1.2		9	2	1	1	3	1	0	1	0	0	1	18	32	5.40	1.800

PITCHER	IP	WLS	BF	H	R	ER	SO	BB	IBB	HBP	BLK	WP	HR	S	P	ERA	WHIP

San Diego Padres @ Atlanta Braves

Turner Field, Atlanta, GA

Tue May 06 2008, 7:00 PM EDT

Att. 21,657 - Partly Cloudy - 78 F

TOP

livebaseballscorecards.com

Batter	1	2	3	4	5	6	7	8	9	AB	R	H	RBI	BB	SO	LOB
24 Brian Giles, L (1, 9) OBP: 0.383, SLG: 0.445	B FF 90 B FF 90 X FF 91 2-0 23 2B 2B		B SI 91 C CH 84 B CH 85 C SI 93 X CH 86 2-2 5 HBP 1B		B SI 93 S C X 1-2 5 1B 1B		X FF 90 0-0 10 3B 1B		X FF 92 0-0 ① FC3-6 10 1B 1-2f	5	2	4	0	0	0	1
10 Tadahito Iguchi, R (1, 4) OBP: 0.329, SLG: 0.320	B SI 91 F FF 93 C CH 84 F SI 94 B SI 92 S CH 85 2-3 ① K		X SI 93 0-0 ① P6		C F CH 86 B SI 95 X CH 86 1-2 ① F8		B SI 90 F FF 90 D SL 84 F FF 88 F SL 84 X CH 82 2-2 1-H 23 G5-3 3B		C SI 96 B SI 94 X CH 84 1-1 1-2 1B	5	1	2	1	0	1	3
23 Adrián González, L (1, 3) OBP: 0.350, SLG: 0.550	B SI 93 B CH 85 C SI 92 X CH 85 2-1 2-H 2B		C FF 94 B SI 94 F SI 94 1 SAFE B SI 94 S SI 95 2-3 ② K		C FF 93 F SI 93 F FF 94 D SL 83 1 SAFE S CH 86 1-3 ② K		X SI 90 0-0 ① G5-3 3-H		F CU 70 C SI 88 B CU 72 F SI 90 F CU 72 S SI 89 1-3 ② K	5	0	1	2	0	3	4
5 Kevin Kouzmanoff, R (1, 5) OBP: 0.313, SLG: 0.362	X FF 94 0-0 ② G6-3		C FF 93 F CH 87 H FF 93 1-2 1-2 HBP		X CH 84 0-0 1-3 1B		C FF 90 F SL 82 X FF 91 0-2 ② G5-3		B SI 91 X CU 80 1-0 ③ F8	4	0	1	0	0	0	3
Jim Edmonds, L (1, 8) OBP: 0.255, SLG: 0.230	C SI 92 B CH 85 C CH 85 X FF 94 1-2 ③ P6		X CH 86 0-0 ③ F7		B SI 93 C SI 93 S FF 94 B CH 86 B CH 87 F CH 85 X SI 94 3-2 ③ P6		C SL 82 S SL 82 F FF 90 B SI 91 S SL 82 1-3 ③ K			4	0	0	0	0	1	5
3 Khalil Greene, R (1, 6) OBP: 0.265, SLG: 0.295		C FF 91 F SI 93 B SI 93 B CH 86 S SL 80 2-3 ① K		F C B S 1-3 ① K		F SL 79 B SL 82 S CH 84 F SI 93 C SI 94 1-3 ① K		S FF 96 C FF 94 B FF 95 S CU 77 1-3 ① K		4	0	0	0	0	4	0
Paul McAnulty, L (1, 7) OBP: 0.342, SLG: 0.377		B SI 93 B CH 86 F CH 86 X SL 80 2-1 ② G3-1		S B C FF 92 X FF 93 1-2 ② 28 G3 1B		F SL 80 B SL 80 S CH 85 X CH 85 1-2 ② G4-3		S FF 96 C FF 96 S CU 78 0-3 ② K		4	0	1	0	0	1	0
28 Josh Bard, S (1, 2) OBP: 0.304, SLG: 0.275		B FF 92 X SI 93 1-0 1B		S FF 93 1 SAFE X CH 84 0-1 ② G3 1-2		C CH 84 B SI 93 B SL 81 F SI 92 B SL 82 B FF 92 4-2 BB		B FF 96 B FF 96 B FF 96 C FF 96 C FF 95 F FF 95 X FF 96 3-2 ③ G5-3		3	0	1	0	1	0	1
32 Chris Young, R (1, 1) OBP: 0.077, SLG: 0.077 Justin Huber, R (6, PH) OBP: 0.267, SLG: 0.333 41 Kevin Cameron, R (6, 1) Glendon Rusch, L (6, 1) Tony Clark, S (9, PH) OBP: 0.355, SLG: 0.231		C SI 93 B FF 90 C SI 92 F FF 93 X SL 81 1-2 ③ G1-3		C FF 93 S CH 86 B SL 83 C FF 95 1-3 ③ K		C SI 94 B CH 85 F CH 84 S FF 94 1-3 ③ K			F FF 92 F FF 92 X SL 82 0-2 24 FC3-6 1B	2 1 0 0 1	0 0 0 0 0	0 0 0 0 1	0 0 0 0 0	0 0 0 0 0	1 0 0 0 0	2 1 0 0 0

Inning Stats																								
	R: 1	H: 2	R: 0	H: 1	R: 0	H: 1	R: 0	H: 1	R: 0	H: 2	R: 0	H: 0	R: 2	H: 2	R: 0	H: 0	R: 0	H: 2	1B: 8	SF: 0	WP: 0	PA: 40
	E: 0	LOB: 1	E: 0	LOB: 1	E: 0	LOB: 2	E: 0	LOB: 1	E: 0	LOB: 2	E: 0	LOB: 1	E: 0	LOB: 0	E: 0	LOB: 0	E: 0	LOB: 2	2B: 2	SAC: 0	PB: 0	
	K: 1	BB: 0	K: 1	BB: 0	K: 1	BB: 0	K: 2	BB: 0	K: 1	BB: 0	K: 2	BB: 1	K: 1	BB: 0	K: 2	BB: 0	K: 1	BB: 0	3B: 1	DP: 0	SB: 0	
	S: 11	P: 18	S: 10	P: 16	S: 10	P: 15	S: 11	P: 14	S: 15	P: 21	S: 12	P: 19	S: 13	P: 16	S: 10	P: 14	S: 12	P: 15	HR: 0	HBP: 1	CS: 0	

PITCHER		IP	WLS	BF	H	R	ER	SO	BB	IBB	HBP	BLK	WP	HR	S	P	ERA	WHIP
49 Jair Jurrjens, R ERA: 2.84	(1, 1)	6.0	W	27	7	1	1	8	1	0	1	0	0	0	69	103	1.50	1.333
Will Ohman, L ERA: 3.38	(7, 1)	1.0		5	2	2	2	1	0	0	0	0	0	0	13	16	18.00	2.000
56 Blaine Boyer, R ERA: 4.58	(8, 1)	1.0	H	3	0	0	0	2	0	0	0	0	0	0	10	14	0.00	0.000
46 Manny Acosta, R ERA: 3.6	(9, 1)	0.1	H	3	2	0	0	0	0	0	0	0	0	0	6	7	0.00	6.000
Royce Ring, L ERA: 7.2	(9, 1)	0.1	H	1	0	0	0	1	0	0	0	0	0	0	5	6	0.00	0.000

PITCHER		IP	WLS	BF	H	R	ER	SO	BB	IBB	HBP	BLK	WP	HR	S	P	ERA	WHIP
30 Jeff Bennett, R ERA: 3.9	(9, 1)	0.1	S	1	0	0	0	0	0	0	0	0	0	0	1	2	0.00	0.000

AB	38
R	3
H	11
RBI	3
BB	1
SO	12
LOB	20

San Diego Padres @ Atlanta Braves

Turner Field, Atlanta, GA

Tue May 06 2008, 7:00 PM EDT
Att. 21,657 - Partly Cloudy - 78 F

BOTTOM

Batter	1	2	3	4	5	6	7	8	9	AB	R	H	RBI	BB	SO	LOB
2 Kelly Johnson, L (1, 4) OBP: 0.333, SLG: 0.448	C FF 87 B FF 88 X FF 88 1-1 ① P6	B FF 87 F FF 89 C FF 88 B SL 80 X FF 89 2-2 ③ F9		X FF 87 0-0 19 BLK 1-2 1B		B FF 89 B FF 89 X FF 89 2-0 ② G3				4	0	1	0	0	0	1
19 Yunel Escobar, R (1, 6) OBP: 0.408, SLG: 0.459	X FF 87 0-0 S 1B		B FF 88 F FF 89 X FF 89 1-1 10 HR 1B	B SL 80 B SL 80 F FF 89 B SL 80 C FF 90 F FF 92 S SL 81 3-3 ② K 1-2 2-3		C CH 80 B FF 89 X FF 88 1-1 ③ L3				4	1	2	0	0	1	2
10 Chipper Jones, S (1, 5) OBP: 0.481, SLG: 0.739	B FF 89 S FF 90 B FF 89 X FF 88 2-1 ② F8		D FF 88 1 SAFE X FF 89 1-0 1-H HR	I IN 61 I IN 63 I IN 64 I 4-0 IBB			C CU 70 B FF 88 B CU 72 B FF 88 B FF 88 4-1 G6-4-3 BB			2	1	1	2	2	0	1
Mark Teixeira, S (1, 3) OBP: 0.338, SLG: 0.427	C FF 90 B FF 89 B FF 89 F FF 89 B FF 90 X FF 89 3-2 ③ G3-1 1-2		B FF 88 B CH 80 F FF 88 X FF 88 2-1 ① F7	X 0-0 ③ L7			C FF 88 X CH 79 0-1 ① ② G6-4-3 1-2f			4	0	0	0	0	0	5
16 Brian McCann, L (1, 2) OBP: 0.354, SLG: 0.540		B FF 86 F FF 88 X FF 88 1-1 ① L9	B SL 79 B FF 89 C SL 79 X FF 88 2-1 ② G4-3		B FF 88 C FF 88 B SL 79 B FF 89 B FF 89 4-1 BB		F SL 82 F FF 90 B SI 89 X CU 77 1-2 ③ F8			3	0	0	0	1	0	0
7 Jeff Francoeur, R (1, 9) OBP: 0.309, SLG: 0.457		B SL 80 B SL 79 F FF 89 F FF 89 F SL 79 X SL 80 2-2 11 1B 2B	B FF 89 S SL 78 B SL 78 F FF 89 B SL 80 S SL 80 3-3 ③ K		X SL 77 0-0 ① F7			C SI 88 C FF 88 X SI 88 0-2 ① G5-3		4	1	1	0	0	1	1
11 Mark Kotsay, L (1, 8) OBP: 0.362, SLG: 0.477		B FF 88 B FF 88 C FF 88 F FF 89 B FF 89 X FF 89 3-2 1 2B 2-H 1B		C FF 87 B FF 88 B CH 80 F FF 89 F CH 81 F FF 89 X SL 80 2-2 HR	S FF 88 X CH 80 0-1 ② F8			X SI 88 0-0 ② G6-3		4	2	2	2	0	0	1
1 Grégor Blanco, L (1, 7) OBP: 0.417, SLG: 0.392		1 SAFE F FF 88 B FF 88 X FF 87 1-1 49 G1-3 1-H 2B		B FF 88 C FF 88 S CH 81 F FF 88 C CU 68 1-3 ① K	F FF 88 F FF 89 S CU 70 0-3 ③ K			C SI 89 B SL 82 C SI 89 B SL 78 B CU 72 X FF 88 3-2 ③ G1-3		4	0	1	1	0	2	1
49 Jair Jurrjens, R (1, 1) OBP: 0.267, SLG: 0.154 Greg Norton, S (6, PH) OBP: 0.474, SLG: 0.529 Will Ohman, L (7, 1) 56 Blaine Boyer, R (8, 1) 46 Manny Acosta, R (9, 1) Royce Ring, L (9, 1) 30 Jeff Bennett, R (9, 1)		C FF 86 X SL 77 0-1 ② G1-3 2-3		C FF 88 B FF 88 T FF 88 X SL 79 1-2 19 BLK 2 1B 1B		B FC 90 C FC 91 B FC 90 C FF 87 F FF 88 F SI 88 D SL 80 X FF 89 3-2 ① G5-3				2 1 0 0 0 0 0	0 0 0 0 0 0 0	1 0 0 0 0 0 0	0 0 0 0 0 0 0	0 0 0 0 0 0 0	0 0 0 0 0 0 0	1 0 0 0 0 0 0
Inning Stats	R: 0 E: 0 K: 0 S: 8 H: 1 LOB: 1 BB: 0 P: 14	R: 2 E: 0 K: 0 S: 16 H: 3 LOB: 1 BB: 0 P: 25	R: 2 E: 0 K: 1 S: 10 H: 2 LOB: 0 BB: 0 P: 19	R: 1 E: 0 K: 2 S: 18 H: 3 LOB: 3 BB: 1 P: 29	R: 0 E: 0 K: 1 S: 7 H: 0 LOB: 1 BB: 1 P: 11	R: 0 E: 0 K: 0 S: 8 H: 0 LOB: 0 BB: 0 P: 14	R: 0 E: 0 K: 0 S: 6 H: 0 LOB: 0 BB: 1 P: 11	R: 0 E: 0 K: 0 S: 7 H: 0 LOB: 0 BB: 0 P: 10		1B: 5 2B: 2 3B: 0 HR: 2	SF: 0 SAC: 0 DP: 1 HBP: 0			WP: 0 PB: 0 SB: 1 CS: 0	PA: 35	

livebaseballscorecards.com

AB	32
R	5
H	9
RBI	5
BB	3
SO	4
LOB	13

PITCHER		IP	WLS	BF	H	R	ER	SO	BB	IBB	HBP	BLK	WP	HR	S	P	ERA	WHIP
32 Chris Young, R ERA: 4.31	(1, 1)	5.0	L	26	9	5	5	4	1	1	0	1	0	2	59	98	9.00	2.000
41 Kevin Cameron, R ERA: 3.6	(6, 1)	0.0		0	0	0	0	0	0	0	0	0	0	0	0	0	∞	∞
Glendon Rusch, L ERA: 6.62	(6, 1)	3.0		9	0	0	0	0	1	0	0	0	0	0	21	35	0.00	0.333

PITCHER	IP	WLS	BF	H	R	ER	SO	BB	IBB	HBP	BLK	WP	HR	S	P	ERA	WHIP

Batter	1	2	3	4	5	6	7	8	9	AB	R	H	RBI	BB	SO	LOB
24 Brian Giles, L (1, 9) OBP: 0.372, SLG: 0.431	C FC 64 F SI 91 C SI 91 0-3 K		B CU 72 C FS 78 B FS 79 X SI 90 2-1 G1-3		F FF 88 B FS 81 X FS 81 1-1 F9		C SI 91 B SI 91 X SI 90 1-1 G4-3			4	0	0	0	0	1	0
10 Tadahito Iguchi, R (1, 4) OBP: 0.327, SLG: 0.318	C SI 90 B SI 91 S SI 90 T SI 91 1-2 K		C SI 90 B FC 85 F SL 79 B FC 86 X FS 79 2-2 F8			B SL 80 C SI 89 F SI 90 B SI 92 B FC 85 X SI 91 3-2 23 1B 23 S 5 G6-4-3 1B		C FF 94 B CU 77 B SI 95 X FF 94 2-1 F9		4	1	1	0	0	1	0
23 Adrián González, L (1, 3) OBP: 0.347, SLG: 0.541	S FS 80 B SI 90 X SI 90 1-1 G4-3		B SI 90 C SI 91 F SI 90 S FC 85 1-3 K			F SI 92 B SI 90 B SI 90 F FC 87 X SI 92 2-2 5 G6-4-3 1-3 1B		B SI 96 X FF 95 1-0 G3-1		4	0	1	0	0	1	0
5 Kevin Kouzmanoff, R (1, 5) OBP: 0.318, SLG: 0.372		B FC 84 F SI 90 X SI 90 1-1 1B BLK 2B		B FF 89 C FC 84 B SL 78 X FC 85 2-1 FC4-6 1B		C SL 80 B FC 86 S FC 85 X SI 93 1-2 G6-4-3 1-2f 3-H		C FF 96 X CU 78 0-1 F8		4	1	2	0	0	0	1
Paul McAnulty, L (1, 7) OBP: 0.355, SLG: 0.381 12 Scott Hairston, R (9, PH) OBP: 0.248, SLG: 0.396		X SI 91 0-0 3 FC5 BLK 2-3 1B		B SI 89 B SI 90 B SI 90 C X 3-1 FC4-6 1-2f		F FS 81 B FS 81 B FS 82 B SI 92 B SI 92 4-1 1B BB			F FF 88 B FF 89 C FF 88 S FF 90 1-3 K	2 1	0 0	1 0	0 0	1 0	0 1	1 0
Jim Edmonds, L (1, 8) OBP: 0.267, SLG: 0.236 Callix Crabbe, S (9, PH) OBP: 0.294, SLG: 0.233		B FS 80 B FS 81 B SI 90 C FF 91 D SI 90 4-1 3 E 1-2 3-H BB		F SI 91 X SI 92 0-1 F8		F SI 93 C SI 92 X FS 82 0-2 1-2 1B			C FF 93 S CH 85 X CH 84 0-2 G3-1	2 1	0 0	1 0	0 0	1 0	0 0	1 0
3 Khalil Greene, R (1, 6) OBP: 0.257, SLG: 0.286		X SI 90 0-0 FC5 1-3 2-3f		C SL 79 1 SAFE X CU 75 0-1 L5		B FC 88 X SI 93 1-0 G5-3			C FF 95 B SL 82 S SL 81 S FF 95 1-3 K	4	0	0	0	0	1	5
28 Josh Bard, S (1, 2) OBP: 0.305, SLG: 0.269		B SI 89 B FS 82 I IN 52 I IN 50 4-0 G6-4-3 IBB			X FS 78 0-0 F7		X SI 89 0-0 G6-3			2	0	0	0	1	0	0
Randy Wolf, L (1, 1) OBP: 0.125, SLG: 0.125 50 Joe Thatcher, L (7, 1) 43 Cla Meredith, R (8, 1)		B SI 89 S SI 89 B FS 80 S SI 89 X SI 92 2-2 G6-4-3 1-2f			B SI 89 X SI 90 1-0 G3		C SI 89 S FS 80 F SI 92 X CU 75 0-2 G4-3			3 0 0	0 0 0	0 0 0	0 0 0	0 0 0	0 0 0	3 0 0
Inning Stats	R: 0 E: 0 K: 2 S: 8 H: 0 LOB: 0 BB: 0 P: 10	R: 1 E: 1 K: 0 S: 8 H: 2 LOB: 2 BB: 2 P: 19	R: 0 E: 0 K: 1 S: 8 H: 0 LOB: 0 BB: 0 P: 13	R: 0 E: 0 K: 0 S: 8 H: 1 LOB: 1 BB: 0 P: 13	R: 0 E: 0 K: 0 S: 4 H: 0 LOB: 0 BB: 0 P: 6	R: 1 E: 0 K: 0 S: 14 H: 3 LOB: 2 BB: 1 P: 25	R: 0 E: 0 K: 0 S: 7 H: 0 LOB: 0 BB: 0 P: 8	R: 0 E: 0 K: 0 S: 5 H: 0 LOB: 0 BB: 0 P: 8	R: 0 E: 0 K: 2 S: 9 H: 0 LOB: 0 BB: 0 P: 11	1B: 5 2B: 1 3B: 0 HR: 0	SF: 0 SAC: 0 DP: 2 HBP: 0			WP: 0 PB: 0 SB: 1 CS: 0	PA: 34	

PITCHER	IP	WLS	BF	H	R	ER	SO	BB	IBB	HBP	BLK	WP	HR	S	P	ERA	WHIP
15 Tim Hudson, R (1, 1) ERA: 2.9	7.0	W	28	6	2	2	3	2	1	0	1	0	0	57	94	2.57	1.143
56 Blaine Boyer, R (8, 1) ERA: 4.35	1.0	H	3	0	0	0	0	0	0	0	0	0	0	5	8	0.00	0.000
Will Ohman, L (9, 1) ERA: 3.29	0.1	H	1	0	0	0	1	0	0	0	0	0	0	3	4	0.00	0.000
46 Manny Acosta, R (9, 1) ERA: 3.45	0.2		2	0	0	0	1	0	0	0	0	0	0	6	7	0.00	0.000

PITCHER	IP	WLS	BF	H	R	ER	SO	BB	IBB	HBP	BLK	WP	HR	S	P	ERA	WHIP

San Diego Padres @ Atlanta Braves

Turner Field, Atlanta, GA

Wed May 07 2008, 7:00 PM EDT

Att. 25,194 - Partly Cloudy - 80 F

TOP

livebaseballscorecards.com

AB	31
R	2
H	6
RBI	0
BB	3
SO	5
LOB	11

San Diego Padres @ Atlanta Braves

Turner Field, Atlanta, GA

Wed May 07 2008, 7:00 PM EDT

Att. 25,194 - Partly Cloudy - 80 F

livebaseballscorecards.com

BOTTOM

Batter	1	2	3	4	5	6	7	8	9	AB	R	H	RBI	BB	SO	LOB
2 Kelly Johnson, L (1, 4) OBP: 0.331, SLG: 0.444	F FF 87 X CU 64 0-1 ① F8		C FF 90 B FF 89 X SL 81 1-1 ① F7		C SL 82 X CU 67 0-1 19 G6-4-3 1B		X SL 78 0-0 ① SF8 3-H			3	0	1	1	0	0	0
19 Yunel Escobar, R (1, 6) OBP: 0.411, SLG: 0.460	X SI 88 0-0 ② G3-1		C SI 90 B CU 67 X CU 67 1-1 10 2B 1B		1 SAFE 1 SAFE 1 SAFE C CU 64 F CU 64 B FF 89 F SI 89 X CU 66 1-2 ②③ G6-4-3 1-2f		B FF 91 C FF 90 S CH 82 X FF 90 1-2 10 FC6-4 1B 1-2 2-H			4	0	2	1	0	0	1
10 Chipper Jones, S (1, 5) OBP: 0.481, SLG: 0.739	C SI 87 X SI 89 0-1 ③ G3		1 SAFE B CU 67 1 SAFE 1 SAFE X FF 87 1-0 2B 1-3			X CH 75 0-0 7 G5-4-3 1B	C FF 90 F CH 82 X FF 91 0-2 ② FC6-4 1-2f 2-3			4	0	2	0	0	0	2
Mark Teixeira, S (1, 3) OBP: 0.343, SLG: 0.421		B SI 87 B SI 88 C SI 89 B SL 82 F SI 89 B FF 91 4-2 16 1B 7 BB 23 G4-6-3 BB	C SI 90 B SI 91 B F F B B 4-2 7 G5-4-3 BB			X SI 86 0-0 ① F9	S FF 90 B FF 90 S SL 78 X FF 91 1-2 ③ G4-3			2	1	0	0	2	0	3
7 Jeff Francoeur, R (1, 9) OBP: 0.307, SLG: 0.446		B FF 87 B FF 88 B FF 89 C SI 89 B CH 77 4-1 23 G4-6-3 16 1B 11 1B 1-2 BB	B SL 82 F SI 89 X SI 89 1-1 ②③ G5-4-3 1-2f			X CU 65 0-0 ②③ G5-4-3 1-2f		S FF 85 F FF 86 S SL 77 0-3 ① K		3	1	0	0	1	1	4
16 Brian McCann, L (1, 2) OBP: 0.366, SLG: 0.556		B SL 82 C SL 83 D CU 69 B FF 89 X FF 89 3-1 23 G4-6-3 1-2 2-3 1B		S FF 88 X FF 88 0-1 ① F8			X FF 87 0-0 23 1B 1B 2B	F FF 86 X FF 85 0-1 1B		4	1	3	0	0	0	0
23 Matt Diaz, R (1, 7) OBP: 0.306, SLG: 0.379		B SI 89 C SI 90 B SL 82 B SL 83 F SI 91 F FF 92 X FF 91 3-2 ①② G4-6-3 1-2f 2-3 3-H	S SI 89 S CU 66 X SI 89 0-2 ② F8				X CU 66 0-0 11 BB 1B 2 SF8 1B 2-3	C FF 86 F FF 86 B SL 77 S SL 78 1-3 ② K		4	1	1	0	0	1	3
11 Mark Kotsay, L (1, 8) OBP: 0.367, SLG: 0.473		C SL 80 B SL 82 X SL 80 1-1 1B 3-H	B FF 88 B FF 89 S FF 90 X FF 89 2-1 ③ G6-3				F SL 83 S CU 69 B FF 90 B FF 89 B CU 68 D SL 81 4-2 19 1B 1B BB 1-2	X FF 86 0-0 ③ G3		3	1	1	1	1	0	1
15 Tim Hudson, R (1, 1) OBP: 0.154, SLG: 0.083 Greg Norton, S (7, PH) OBP: 0.500, SLG: 0.556 56 Blaine Boyer, R (8, 1) Will Ohman, L (9, 1) 46 Manny Acosta, R (9, 1)		S SI 90 C CU 68 F FF 90 X CU 67 0-2 ③ G1-3			B SI 87 C SI 86 B SI 88 C SI 88 F SI 89 S FF 90 2-3 ① K		C FF 90 F FF 90 B FF 91 X FF 92 1-2 10 FC6-4 19 1B 1-2 2-3 3-H 1B			2 1 0 0 0	0 0 0 0 0	0 1 0 0 0	0 1 0 0 0	1 0 0 0 0	1 0 0 0 0	1 0 0 0 0
Inning Stats	R: 0 E: 0 K: 0 S: 5 H: 0 LOB: 0 BB: 0 P: 5	R: 2 E: 0 K: 0 S: 15 H: 2 LOB: 1 BB: 2 P: 30	R: 0 E: 0 K: 0 S: 10 H: 2 LOB: 2 BB: 1 P: 18	R: 0 E: 0 K: 0 S: 7 H: 0 LOB: 0 BB: 0 P: 9	R: 0 E: 0 K: 1 S: 10 H: 1 LOB: 0 BB: 0 P: 13	R: 0 E: 0 K: 0 S: 3 H: 1 LOB: 0 BB: 0 P: 3	R: 3 E: 0 K: 0 S: 17 H: 4 LOB: 2 BB: 1 P: 24	R: 0 E: 0 K: 2 S: 9 H: 1 LOB: 1 BB: 0 P: 10		1B: 9 2B: 2 3B: 0 HR: 0 SF: 1 SAC: 0 DP: 4 HBP: 0						

	AB	30
	R	5
	H	11
	RBI	4
	BB	4
	SO	3
	LOB	15

WP: 0 PB: 0 SB: 0 CS: 0 PA: 35

PITCHER		IP	WLS	BF	H	R	ER	SO	BB	IBB	HBP	BLK	WP	HR	S	P	ERA	WHIP
Randy Wolf, L ERA: 4.14	(1, 1)	6.0	L	26	8	5	5	1	4	0	0	0	0	0	54	86	7.50	2.000
50 Joe Thatcher, L ERA: 6.35	(7, 1)	1.0		5	2	0	0	0	0	0	0	0	0	0	13	16	0.00	2.000
43 Cla Meredith, R ERA: 3.45	(8, 1)	1.0		4	1	0	0	2	0	0	0	0	0	0	9	10	0.00	1.000

PITCHER	IP	WLS	BF	H	R	ER	SO	BB	IBB	HBP	BLK	WP	HR	S	P	ERA	WHIP

Batter	1	2	3	4	5	6	7	8	9	AB	R	H	RBI	BB	SO	LOB
24 Brian Giles, L (1, 9) OBP: 0.373, SLG: 0.421	B FF 90 X FF 90 1-0 E3 23 G3 BB 5 2B	F SL 81 B FF 92 B FF 91 C SL 80 C SL 81 2-3 ②		B CH 79 B SI 91 C SI 90 B SL 86 B FF 88 4-1 CS BB		B CH 77 B SI 87 B FC 85 C FF 88 B FF 87 4-1 BB			B SL 80 X SL 80 1-0 ① F7	3	1	0	0	2	1	2
Callix Crabbe, S (1, 4) OBP: 0.282, SLG: 0.206	L SI 91 F SI 91 B FF 92 1 SAFE D SL 80 F FF 92 F SL 81 B CU 74 F FF 92 4-2 B FF 91 23 G3 5 2B 1-2 BB	B FF 91 X FF 91 1-0 ③ L5		F FF 91 1 SAFE B FF 94 F FF 90 1 SAFE B FF 93 2-2 ③ CS 1-2	B CU 73 X FF 91 1-0 ① F7	B SL 82 1 SAFE C CH 75 B CH 75 X FF 87 2-1 ③ F8			B FF 89 B SI 89 C FF 89 C FF 90 B FF 91 F FF 89 C FF 90 3-3 ② K	4	1	0	0	1	1	3
23 Adrián González, L (1, 3) OBP: 0.355, SLG: 0.550	B SL 81 F FF 92 X CH 85 1-1 ① G3 1-2 2-3		X CU 72 0-0 3 BB 1B		B SL 86 X SL 87 1-0 ① 5 G1 12 1B 2B		B SI 90 X CH 85 1-0 ① F8		S SL 81 X SL 82 0-1 5 FC6-4 1B	5	1	3	0	0	0	2
5 Kevin Kouzmanoff, R (1, 5) OBP: 0.314, SLG: 0.373	F FF 92 X SL 80 0-1 12 1B 2-H 3-H 2B	S SI 90 B CU 71 F CU 72 B FF 91 X FF 92 2-2 ① P4	X FF 91 0-0 ② G1 2-3				B CU 82 B SI 91 B CU 80 C FF 91 F SI 90 F SI 92 X CU 78 3-2 ② P4		B SL 80 S SL 80 X FF 95 1-1 ③ FC6-4 1-2f	5	0	1	2	0	0	3
12 Scott Hairston, R (1, 8) OBP: 0.257, SLG: 0.400 50 Joe Thatcher, L (9, 1)	C FF 90 X FF 85 0-1 3 G4-6-3 2-3 1B	X FF 91 0-0 ② P6			C SL 82 X CH 75 0-1 3 2B 3-H 1B		B CU 81 X CU 80 1-0 ③ F8			4	1	2	1	0	0	1
										0	0	0	0	0	0	0
3 Khalil Greene, R (1, 6) OBP: 0.264, SLG: 0.295	B FF 91 C FF 91 B FF 92 S SI 92 1 SAFE F SI 92 X FF 93 2-2 ② ③ G4-6-3 1-2f		B FF 91 D CU 74 C FF 92 B FF 92 S FF 92 B FF 92 4-2 FC5-4 1-2 BB		C FF 85 1 SAFE B SL 83 X CH 75 1-1 1-H 2B			B SI 89 C SI 89 F SL 81 B SI 93 X SI 90 2-2 ① G1-3		3	0	1	1	1	0	2
Justin Huber, R (1, 7) OBP: 0.294, SLG: 0.333		C FF 90 B SI 91 C SI 91 X FF 92 1-2 14 SH2-4 1B 1B	B FF 90 S FF 89 X SL 87 1-1 ③ FC5-4 1-2f		S SL 82 F CU 71 D CU 73 F CH 76 B SI 87 D CH 74 F CH 76 X SL 84 3-2 ③ G5-3			B SL 82 B SI 91 F SI 90 B SI 91 B FF 91 4-1 28 FC6-4 BB		3	0	1	0	1	0	3
14 Colt Morton, R (1, 2) OBP: 0.167, SLG: 0.067 28 Josh Bard, S (8, PH) OBP: 0.303, SLG: 0.267 (8, 2)		X FF 90 0-0 SH2-4 1-2 1B		C FF 90 S SL 87 B FF 93 B SL 87 F FF 92 C FF 93 2-3 ① K		S SL 81 C SI 86 S CH 76 0-3 ① K		F SI 90 S SI 91 X SI 92 0-2 ② FC6-4 1-2f	3	0	1	0	0	2	0
										1	0	0	0	0	0	1
Wilfredo Ledezma, L (1, 1) 55 Shawn Estes, R (5, 1) 43 Cla Meredith, R (6, 1) 21 Heath Bell, R (7, 1) Jim Edmonds, L (7, 8) OBP: 0.265, SLG: 0.233		C FF 90 X SL 80 0-1 ① SH2-4 1-2 2-3		F FF 90 B SL 88 F SL 86 B FF 93 S FF 90 2-3 ② K		B SI 86 B SL 82 C FF 86 C SL 81 B FF 88 F FF 87 X FF 87 3-2 ② F9		F SI 87 C SI 88 X CU 71 0-2 ③ G4-3		1	0	0	0	0	1	0
										1	0	0	0	0	0	0
										0	0	0	0	0	0	0
										0	0	0	0	0	0	0
										1	0	0	0	0	0	1
Inning Stats	R: 2 E: 1 K: 0 S: 16 H: 2 LOB: 1 BB: 1 P: 24	R: 0 E: 0 K: 1 S: 10 H: 2 LOB: 2 BB: 0 P: 14	R: 0 E: 0 K: 0 S: 9 H: 1 LOB: 2 BB: 1 P: 16	R: 0 E: 0 K: 2 S: 10 H: 0 LOB: 0 BB: 1 P: 20	R: 2 E: 0 K: 0 S: 12 H: 3 LOB: 1 BB: 0 P: 18	R: 0 E: 0 K: 1 S: 10 H: 0 LOB: 1 BB: 1 P: 19	R: 0 E: 0 K: 0 S: 6 H: 0 LOB: 0 BB: 0 P: 11	R: 0 E: 0 K: 0 S: 10 H: 0 LOB: 1 BB: 1 P: 16	R: 0 E: 0 K: 1 S: 9 H: 1 LOB: 1 BB: 0 P: 14	1B: 6 2B: 3 3B: 0 HR: 0 SF: 0 SAC: 1 DP: 1 HBP: 0						

PITCHER		IP	WLS	BF	H	R	ER	SO	BB	IBB	HBP	BLK	WP	HR	S	P	ERA	WHIP
37 Jo-Jo Reyes, L ERA: 2.25	(1, 1)	2.2		15	5	2	1	1	2	0	0	0	0	0	33	51	3.38	2.625
38 Buddy Carlyle, R ERA: 3.38	(3, 1)	2.0		7	1	1	1	2	1	0	0	0	0	0	15	28	4.50	1.000
57 Jorge Campillo, R ERA: 1.69	(5, 1)	1.1		7	2	1	1	1	1	0	0	0	0	0	19	32	6.75	2.250
30 Jeff Bennett, R ERA: 3.68	(7, 1)	1.2		6	0	0	0	0	1	0	0	0	0	0	13	24	0.00	0.600
Royce Ring, L ERA: 6.75	(8, 1)	0.1		1	0	0	0	0	0	0	0	0	0	0	3	3	0.00	0.000

PITCHER		IP	WLS	BF	H	R	ER	SO	BB	IBB	HBP	BLK	WP	HR	S	P	ERA	WHIP
Will Ohman, L ERA: 3.14	(9, 1)	0.2		3	1	0	0	1	0	0	0	0	0	0	7	11	0.00	1.500
46 Manny Acosta, R ERA: 3.38	(9, 1)	0.1	W	1	0	0	0	0	0	0	0	0	0	0	2	3	0.00	0.000

TOP

San Diego Padres @ Atlanta Braves

Turner Field, Atlanta, GA

Thu May 08 2008, 1:00 PM EDT

Att. 28,337 - Sunny - 78 F

livebaseballscorecards.com

AB	34
R	4
H	9
RBI	4
BB	5
SO	5
LOB	18

WP: 0	PA: 41
PB: 0	
SB: 0	
CS: 1	

BOTTOM

San Diego Padres @ Atlanta Braves

Turner Field, Atlanta, GA

Thu May 08 2008, 1:00 PM EDT

Att. 28,337 - Sunny - 78 F

livebaseballscorecards.com

Batter	1	2	3	4	5	6	7	8	9	AB	R	H	RBI	BB	SO	LOB
4 Omar Infante, R (1, 4) OBP: 0.333, SLG: 0.333 2 Kelly Johnson, L (6, PH) (7, 4) OBP: 0.325, SLG: 0.436	B FF 93 X FF 94 1-0 ① F9		C FF 94 C SL 84 X FF 96 0-2 ① F9		C FF 90 B FF 91 F FF 90 X CU 73 1-2 1B	B SI 85 C FF 84 B FF 85 F FF 85 X FF 85 2-2 ③ G6-3		1 SAFE C FF 92 F FF 93 1 SAFE B SI 94 B FF 93 C FF 94 2-3 ③ K 1-2		3 2	0 0	1 0	0 0	0 0	0 1	1 3
19 Yunel Escobar, R (1, 6) OBP: 0.418, SLG: 0.462	B FF 96 B FF 95 X FF 93 2-0 E4 1B 1B		F SL 82 B FF 95 B SL 83 B SI 81 B FF 93 4-1 BB 1-2 BB		C CU 72 B SI 90 B SI 90 X CH 83 2-1 ② F9		B SI 84 X FF 85 1-0 E6 G3-1 23 WP		F FF 90 X CH 78 0-1 G6-3 10 1B 23 1B 1B	4	3	2	0	1	0	1
10 Chipper Jones, S (1, 5) OBP: 0.471, SLG: 0.718	X FF 94 0-0 ② F8		B FF 93 X CH 84 1-0 ② P4		S SI 90 S SI 89 F FF 92 B FF 88 D CU 71 F SI 92 X FF 90 2-2 ③ F9		B FF 94 B FF 94 B SI 93 X SI 93 3-0 ① F7		F FF 89 C CH 80 X FF 90 0-2 23 1B G6-3 1-2 1B	5	0	1	0	0	0	5
Mark Teixeira, S (1, 3) OBP: 0.345, SLG: 0.415	C FF 95 B FF 95 B FF 96 X FF 94 2-1 2-H 1B		B SL 82 B FF 95 B FF 92 B FF 95 4-0 1-2 2-3 BB			B FF 90 X SI 88 1-0 ① G6-3	B SI 95 B CU 81 X FF 93 2-0 ② G3-1 2-3		B FF 89 B CH 78 X FF 89 2-0 ① G6-3 1-2 2-3	4	0	1	1	1	0	3
7 Jeff Francoeur, R (1, 9) OBP: 0.310, SLG: 0.436	X FF 96 0-0 ③ F8		C FF 95 S FF 94 B FF 95 S SL 83 1-3 ③ K			F FF 90 C CU 74 B FF 90 F SI 91 S CU 76 1-3 ② K2-3	C FF 93 B FF 96 H FF 92 2-1 23 WP HBP		I IN 81 I IN 81 I IN 79 I IN 82 4-0 23 1B IBB	3	0	0	0	1	2	4
23 Matt Diaz, R (1, 7) OBP: 0.301, SLG: 0.370		X FF 95 0-0 ① G4-3		B C B X 2-1 ① F9		T FF 90 B FF 91 S FF 91 B FF 91 X CU 75 2-2 E4 S 11 1B 1B	B CU 85 B SI 95 S CU 82 F CU 84 X FF 95 2-2 ③ F9 1-2 3-H		B FF 90 F FF 88 B CH 79 F FF 89 F FF 90 X FF 90 2-2 1-2 2-3 3-H 1B	5	1	1	1	0	0	1
11 Mark Kotsay, L (1, 8) OBP: 0.363, SLG: 0.465		B FF 96 F FF 94 B SL 83 F FF 94 X FF 95 2-2 ② F9		B FF 94 F SL 81 F FF 93 B FF 95 F SL 82 F FF 93 X FF 95 2-2 ② G6-3		B SI 89 X SI 91 1-0 S 1-2 1B 1B		C CU 83 F CU 84 B FF 95 F FF 94 F FF 95 B SI 94 B CU 84 F CU 83 F CU 82 3-2 ① F7 F FF 94 X FF 94		4	1	1	0	0	0	0
Corky Miller, R (1, 2) OBP: 0.154, SLG: 0.083		S FF 95 B FF 95 C CH 83 F FF 94 X SL 84 1-2 ③ G6-3		F SL 81 F FF 94 B CU 80 F FF 94 X SI 82 1-2 ③ F8		C SI 90 B CU 74 S CU 74 B CU 76 B SI 89 F SI 89 B SI 89 4-2 1B 1-2 2-3 BB		F FF 94 B FF 95 X FF 94 1-1 ② F9		3	0	0	0	1	0	0
37 Jo-Jo Reyes, L (1, 1) 38 Buddy Carlyle, L (3, 1) 57 Jorge Campillo, R (5, 1) Greg Norton, S (6, PH) Batting: 1-for-2, BB, .679 30 Jeff Bennett, R (7, 1) Royce Ring, L (8, 1) 8 Ruben Gotay, S (8, PH) Batting: 0-for-2, SO, 0.000 Will Ohman, L (8, 1) 46 Manny Acosta, R (9, 1)			B FF 94 B FF 93 C FF 93 L FF 93 B FF 96 F FF 95 B FF 96 4-2 BB 19 BB BB		B FF 88 C SI 88 F FF 90 S CU 72 1-3 ① K2-3	B FF 85 X FF 84 1-0 1-2 2-H 3-H 1B		C FF 94 B CU 81 B CU 81 F FF 94 B FF 96 F CU 83 B FF 94 4-2 2 S BB		0 0 0 0 0 0 0 0 0 0 0 0 1 0 0 1 0 0 0 0 1 0 1 0 1 2 0 0 0 0 0 0 0 0 0 0 0 0 0 0 0 0 0 0 0 0 0 1 0 0 0 0 0 0 0 0 0 0 0 0 0 0 0 0						
Inning Stats	R: 1 E: 1 K: 0 S: 6 H: 2 LOB: 1 BB: 0 P: 11	R: 0 E: 0 K: 0 S: 8 H: 0 LOB: 0 BB: 0 P: 11	R: 0 E: 0 K: 1 S: 11 H: 0 LOB: 3 BB: 3 P: 25	R: 0 E: 0 K: 0 S: 11 H: 0 LOB: 0 BB: 0 P: 16	R: 0 E: 0 K: 1 S: 13 H: 1 LOB: 1 BB: 0 P: 19	R: 2 E: 1 K: 1 S: 16 H: 2 LOB: 2 BB: 1 P: 28	R: 1 E: 1 K: 0 S: 7 H: 0 LOB: 1 BB: 0 P: 17	R: 0 E: 0 K: 1 S: 16 H: 0 LOB: 1 BB: 1 P: 26	R: 1 E: 0 K: 0 S: 10 H: 3 LOB: 3 BB: 1 P: 18	1B: 8 2B: 0 3B: 0 HR: 0	SF: 0 SAC: 0 DP: 0 HBP: 1	WP: 1 PB: 0 SB: 3 CS: 0	PA: 42				

	AB	35
	R	5
	H	8
	RBI	4
	BB	6
	SO	4
	LOB	18

PITCHER		IP	WLS	BF	H	R	ER	SO	BB	IBB	HBP	BLK	WP	HR	S	P	ERA	WHIP
Wilfredo Ledezma, L ERA: 1.61	(1, 1)	4.0		17	2	1	0	1	3	0	0	0	0	0	36	63	0.00	1.250
55 Shawn Estes, L ERA:	(5, 1)	1.2		9	2	2	0	2	1	0	0	0	0	0	25	40	0.00	1.800
43 Cla Meredith, R ERA: 3.38	(6, 1)	0.1	H	3	1	1	0	0	0	0	0	0	0	0	5	9	0.00	3.000
21 Heath Bell, R ERA: 2.29	(7, 1)	2.0	B	8	0	0	0	1	1	0	1	0	1	0	22	41	0.00	0.500
50 Joe Thatcher, L ERA: 6.75	(9, 1)	0.1	L	5	3	1	1	0	0	1	0	0	0	0	10	18	27.00	9.000

PITCHER		IP	WLS	BF	H	R	ER	SO	BB	IBB	HBP	BLK	WP	HR	S	P	ERA	WHIP

Batter	1	2	3	4	5	6	7	8	9	AB	R	H	RBI	BB	SO	LOB
2 Kelly Johnson, L (1, 4) OBP: 0.328, SLG: 0.425	B FF 92 F FF 92 B SI 91 F FF 92 S FF 92 2-3 ① **K**		B SI 91 B SL 83 B FF 92 B FF 92 4-0 19 S **BB**		B FF 92 B SI 92 B SI 92 C FF 92 B FF 94 4-1 19 FC6-4 **BB**		S SI 93 F SL 83 F FF 93 B SL 83 S SL 84 1-3 ③ **K**		B SL 82 B FF 90 C FF 90 L SL 84 D SL 85 C SL 84 3-3 ① **K**	3	0	0	0	2	3	2
19 Yunel Escobar, R (1, 6) OBP: 0.403, SLG: 0.443	S FF 94 X SI 94 0-1 ② **G4-3**		F SI 93 1 SAFE S SL 84 D SL 86 S FF 88 1-3 ③ **K** 1-2		1 SAFE F FF 93 S SL 85 F FF 94 F SL 85 D SL 88 1 SAFE 1 SAFE X SL 85 1-2 ③ **FC6-4** 1-2f			B SI 91 B SL 81 B SI 92 C SI 90 C SI 93 X SI 92 3-2 ① **G6-3**	B CH 82 X CH 83 1-0 ②③ **G6-4-3** 1-2f	5	0	0	0	0	1	4
10 Chipper Jones, S (1, 5) OBP: 0.472, SLG: 0.706	B FF 91 B SI 92 C FF 92 B FF 93 X FF 92 3-1 ③ **G4-3**			B SL 83 C FF 91 C SI 91 B CH 85 F SI 93 B FF 88 B SI 92 4-2 16 **BB**		B SI 90 B CH 85 F FF 92 B SI 93 B SI 91 4-1 16 1B BB 7 FC3-6 **BB**		B SI 92 B SL 82 B SI 93 X SI 90 3-0 ② **F9**		2	1	0	0	2	0	0
Mark Teixeira, S (1, 3) OBP: 0.349, SLG: 0.414		C X 0-1 ① **F8**		F SI 93 B SI 93 C SL 85 1 SAFE B SL 84 X SI 93 2-2 ① **L8**		B SI 92 F SL 84 B SL 83 F SI 91 D SL 84 F SL 88 F SL 87 B SI 90 4-2 7 FC3-6 16 1B 1-2 **BB**		C SL 82 B SI 92 X SL 84 1-1 16 1B 7 1B **1B**		3	1	1	0	1	0	1
16 Brian McCann, L (1, 2) OBP: 0.385, SLG: 0.575 8 Ruben Gotay, S (8, PR) OBP: 0.400, SLG: 0.300 Corky Miller, R (8, 2) OBP: 0.154, SLG: 0.083		X SI 91 0-0 **2B**		C SL 85 B SI 92 D SL 85 B SI 93 B SI 92 4-1 1-2 **BB**		X SI 93 0-0 7 FC3-6 1-2 2-3 **1B**		B SI 94 C SI 93 F SI 94 X SL 85 1-2 7 1B 1-2 **1B**		3 0 0	0 0 0	3 0 0	0 0 0	1 0 0	0 0 0	0 0 0
7 Jeff Francoeur, R (1, 9) OBP: 0.309, SLG: 0.431		C SI 93 F SL 86 X FF 92 0-2 ② **L9**		B SL 84 C SI 93 S SL 85 S SL 85 1-3 ② **K**		B SI 93 X FF 94 1-0 ① **FC3-6** 11 G4-6-3 1-2f 2-3 3-H		X FF 97 0-0 1-2 2-H **1B**		4	0	1	2	0	1	5
11 Mark Kotsay, L (1, 8) OBP: 0.352, SLG: 0.449		F FF 93 X FF 92 0-1 ③ **L8**		B FF 93 B FF 92 C FF 91 F SI 92 F SL 85 X SL 85 2-2 ③ **P6**		X SI 92 0-0 ②③ **G4-6-3** 1-2f		F FF 96 D SL 91 X SI 95 1-1 ③ **G3-1**		4	0	0	0	0	0	7
1 Grégor Blanco, L (1, 7) OBP: 0.406, SLG: 0.382			F FF 90 B CH 89 X SL 82 1-1 ① **G6-3**		C SI 91 B SL 82 F FF 92 B CH 85 S SL 85 2-3 ① **K**		B SL 81 B SI 92 B FF 91 C FF 90 C FF 90 F FF 94 X SL 78 3-2 ① **F7**		X 0-0 BB **1B**	4	0	1	0	0	1	0
47 Tom Glavine, L (1, 1) OBP: 0.200, SLG: 0.111 Royce Ring, L (8, 1) 56 Blaine Boyer, R (8, 1) Greg Norton, S (9, PH) OBP: 0.545, SLG: 0.579 Will Ohman, L (9, 1) 30 Jeff Bennett, R (9, 1)			C FF 90 B FF 91 X FF 91 1-1 ② **G6-3**		C SI 91 X SI 92 0-1 ② **G1-3**		B SI 90 B FF 91 C FF 89 C FF 91 B SL 80 X FF 90 3-2 ② **L5**		1 SAFE B FF 92 B FF 95 L FF 94 F SI 95 1 SAFE B FF 92 B SL 91 4-2 19 G6-4-3 1-2 **BB**	3 0 0 0 0 0	0 0 0 0 0 0	0 0 0 0 0 0	0 0 0 0 1 0	0 0 0 0 0 0	0 0 0 0 0 0	0 0 0 0 0 0
Inning Stats	R: 0 E: 0 K: 1 S: 7 H: 0 LOB: 0 BB: 0 P: 12	R: 0 E: 0 K: 0 S: 8 H: 1 LOB: 1 BB: 0 P: 8	R: 0 E: 0 K: 1 S: 7 H: 0 LOB: 1 BB: 1 P: 14	R: 0 E: 0 K: 1 S: 14 H: 0 LOB: 2 BB: 2 P: 27	R: 0 E: 0 K: 1 S: 11 H: 0 LOB: 1 BB: 1 P: 18	R: 1 E: 0 K: 0 S: 8 H: 1 LOB: 1 BB: 2 P: 17	R: 0 E: 0 K: 1 S: 11 H: 0 LOB: 0 BB: 0 P: 18	R: 1 E: 0 K: 0 S: 12 H: 3 LOB: 2 BB: 0 P: 21	R: 0 E: 0 K: 1 S: 7 H: 1 LOB: 1 BB: 1 P: 15	1B: 5 2B: 1 3B: 0 HR: 0 SF: 0 SAC: 0 DP: 2 HBP: 0						

PITCHER		IP	WLS	BF	H	R	ER	SO	BB	IBB	HBP	BLK	WP	HR	S	P	ERA	WHIP
45 Ian Snell, R ERA: 4.53	(1, 1)	7.0		28	2	1	1	5	6	0	0	0	0	0	66	114	1.29	1.143
Damaso Marte, L ERA: 5.4	(8, 1)	0.2	H	4	2	1	1	0	0	0	0	0	0	0	9	17	13.50	3.000
30 Tyler Yates, R ERA: 3.31	(8, 1)	0.1	B	4	2	0	0	0	1	0	0	0	0	0	6	11	0.00	9.000
34 John Grabow, L ERA: 1.02	(9, 1)	1.0	W	2	0	0	0	1	0	0	0	0	0	0	4	8	0.00	0.000

PITCHER	IP	WLS	BF	H	R	ER	SO	BB	IBB	HBP	BLK	WP	HR	S	P	ERA	WHIP

TOP

Atlanta Braves @ Pittsburgh Pirates

PNC Park, Pittsburgh, PA

Fri May 09 2008, 7:05 PM EDT

Att. 21,050 - Cloudy - 61 F

livebaseballscorecards.com

AB	31
R	2
H	6
RBI	2
BB	7
SO	6
LOB	19

1B: 5	SF: 0	WP: 0	PA: 38		
2B: 1	SAC: 0	PB: 0			
3B: 0	DP: 2	SB: 1			
HR: 0	HBP: 0	CS: 0			

Atlanta Braves @ Pittsburgh Pirates

PNC Park, Pittsburgh, PA

Fri May 09 2008, 7:05 PM EDT

Att. 21,050 - Cloudy - 61 F

livebaseballscorecards.com

BOTTOM

Batter	1	2	3	4	5	6	7	8	9	AB	R	H	RBI	BB	SO	LOB
12 Freddy Sanchez, R (1, 4) OBP: 0.289, SLG: 0.343	B SI 80 X SI 81 1-0 ① G5-3		F FF 80 B CH 76 S CH 76 B SI 83 C CH 77 2-3 ③ K			B CH 77 X CH 77 1-0 ① SH2-4 2-3	X SI 84 0-0 ③ 1-H 2-H 3-H 2B		B SI 90 B SI 90 C SI 90 X SI 90 2-1 1-3 3-H 1B	4	0	2	3	0	1	0
13 Nate McLouth, L (1, 8) OBP: 0.396, SLG: 0.622	B SI 82 C SI 82 C CH 75 B CH 77 X CH 76 2-2 ② G4-3			C SI 80 B CH 74 F CH 76 C SI 82 1-3 ① K		X CH 76 0-0 ② F8		B CU 72 X SI 88 1-0 ① G6-3		4	0	0	0	0	1	1
Jason Bay, R (1, 7) OBP: 0.411, SLG: 0.459	C CH 75 S CH 75 B SI 82 X CH 76 1-2 ③ F9			C CH 76 B CH 74 B SI 81 X CH 76 2-1 ② F8		B CH 76 D CH 77 C CH 77 B SI 83 D CH 77 4-1 BB		X FF 91 0-0 ② G6-3		3	0	0	0	1	0	0
41 Ryan Doumit, S (1, 2) OBP: 0.368, SLG: 0.560		B FF 80 C CH 75 B FF 79 B CH 76 X SI 82 3-1 ③ 25 FC3-6 1B		B FF 80 X CH 75 1-0 ③ G6-3		B SI 84 B CH 78 B CH 78 C SI 83 X SI 84 3-1 ③ G3		B FF 94 X FF 95 1-0 2B		4	0	2	0	0	0	2
Xavier Nady, R (1, 9) OBP: 0.407, SLG: 0.556		C SI 83 B SI 83 X CH 76 1-1 ① F9			B CH 76 C CH 76 B SI 81 X CH 76 2-1 ① G6-3		C CH 76 B CH 76 X SL 73 1-1 19 SH2-4 12 2B 2B	C CU 77 B FF 94 B FF 95 B CU 77 X CU 76 3-1 ③ G5-3		4	1	1	0	0	0	2
25 Adam LaRoche, L (1, 3) OBP: 0.286, SLG: 0.319		B SI 82 B SI 82 C SI 84 C CH 76 F CH 76 B SI 84 X CH 77 3-2 ② FC3-6 1-2f			B SI 82 B SI 83 X CH 76 2-0 ② G3-1		B SI 82 B CH 76 B CH 77 B SI 83 4-0 19 SH2-4 12 2B BB		B SL 79 C SL 78 C SL 80 X SI 90 1-2 ① F7	3	1	0	0	1	0	1
19 José Bautista, R (1, 5) OBP: 0.297, SLG: 0.409		B SI 81 X SI 82 1-0 ③ G4-3			B FC 79 B CH 75 C CH 76 B CH 74 B SI 82 4-1 BB		L SI 83 B SI 81 B SI 83 X SI 82 2-1 ① SH2-4 1-2 2-3		C SL 81 S SI 91 B FF 94 B SI 92 B CU 80 F SI 91 X SI 91 3-2 10 FC6-4 1B	2	0	1	0	1	0	1
10 Brian Bixler, R (1, 6) OBP: 0.262, SLG: 0.232			B SI 81 F CH 75 B CH 75 X SI 82 2-1 45 B2-6-4 1B		B SI 82 X CH 77 1-0 ③ G1-3		B CH 77 B CH 78 B FF 81 I IN 64 4-0 12 2B IBB		1 SAFE B SI 90 F SI 90 1 SAFE 1 SAFE F SI 90 B SL 84 F SI 90 X SI 91 2-2 ② FC6-4 16 1B 12 1B 1-2f	3	1	1	0	1	0	2
45 Ian Snell, R (1, 1) OBP: 0.133, SLG: 0.143 Jason Michaels, R (7, PH) OBP: 0.254, SLG: 0.271 Damaso Marte, L (8, 1) 30 Tyler Yates, R (8, 1) 34 John Grabow, L (9, 1) 16 Doug Mientkiewicz, L (9, PH) OBP: 0.291, SLG: 0.265			X SI 82 0-0 ① ② B2-6-4 1-2f			B CH 74 B FF 80 C SI 80 X SI 81 2-1 12 SH2-4 2B	C SI 84 F CH 77 C CH 77 0-3 ② K		1 SAFE C SI 91 1 SAFE P PO 85 X SI 91 1-1 12 1B 12 DI 1-3 1B	2 1 0 0 0 0	0 0 0 0 0 1	1 0 0 0 0 0	0 0 0 0 0 0	0 1 0 0 0 0	0 1 0 0 0 0	1 3 0 0 0 0
Inning Stats	R: 0 E: 0 K: 0 S: 7 H: 0 LOB: 0 BB: 0 P: 11	R: 0 E: 0 K: 0 S: 9 H: 1 LOB: 1 BB: 0 P: 17	R: 0 E: 0 K: 1 S: 6 H: 1 LOB: 0 BB: 0 P: 10	R: 0 E: 0 K: 1 S: 6 H: 0 LOB: 0 BB: 0 P: 10	R: 0 E: 0 K: 0 S: 5 H: 0 LOB: 1 BB: 1 P: 14	R: 0 E: 0 K: 0 S: 7 H: 1 LOB: 2 BB: 1 P: 17	R: 2 E: 0 K: 1 S: 8 H: 2 LOB: 2 BB: 2 P: 19	R: 0 E: 0 K: 0 S: 5 H: 1 LOB: 1 BB: 0 P: 10	R: 1 E: 0 K: 0 S: 16 H: 3 LOB: 2 BB: 0 P: 24	1B: 5 2B: 4 3B: 0 HR: 0 SF: 0 SAC: 2 DP: 1 HBP: 0						WP: 0 PB: 0 SB: 0 CS: 0 PA: 37	

PITCHER	IP	WLS	BF	H	R	ER	SO	BB	IBB	HBP	BLK	WP	HR	S	P	ERA	WHIP
47 Tom Glavine, L (1, 1) ERA: 4.03	7.0		28	5	2	2	3	3	1	0	0	0	0	48	98	2.57	1.143
Royce Ring, L (8, 1) ERA: 6.35	0.1		1	0	0	0	0	0	0	0	0	0	0	1	2	0.00	0.000
56 Blaine Boyer, R (8, 1) ERA: 4.22	0.2		3	1	0	0	0	0	0	0	0	0	0	4	8	0.00	1.500
Will Ohman, L (9, 1) ERA: 3.07	0.1		1	0	0	0	0	0	0	0	0	0	0	3	4	0.00	0.000
30 Jeff Bennett, R (9, 1) ERA: 3.94	0.1	L	4	3	1	1	0	0	0	0	0	0	0	13	20	27.00	9.000

PITCHER	IP	WLS	BF	H	R	ER	SO	BB	IBB	HBP	BLK	WP	HR	S	P	ERA	WHIP

AB	31
R	3
H	9
RBI	3
BB	4
SO	3
LOB	13

Atlanta Braves @ Pittsburgh Pirates

PNC Park, Pittsburgh, PA

Sat May 10 2008, 7:05 PM EDT

Att. 28,141 - Partly Cloudy - 65 F

livebaseballscorecards.com

TOP

Batter	1	2	3	4	5	6	7	8	9	AB	R	H	RBI	BB	SO	LOB
4 Omar Infante, R (1, 4) OBP: 0.571, SLG: 0.714	C FF 88 B SI 89 F SI 88 X FF 90 1-2 19 FC1-5 2B		C SI 87 X CH 82 0-1 19 L1-3 1B		B CH 81 X CH 83 1-0 ② ③ G4-6-3 1-2f			C CH 85 X SL 80 0-1 19 G6-4-3 1B		4	0	3	0	0	0	1
19 Yunel Escobar, R (1, 6) OBP: 0.399, SLG: 0.437	C SI 90 X FF 90 0-1 ① FC1-5 10 FC5-4 2-3		1 SAFE 1 SAFE 1 SAFE B SI 89 S SI 89 B SI 89 S CH 83 B CH 82 X CH 83 3-2 ① ② L1-3 1-1			B SL 70 X CH 79 1-0 10 G6-4-3 1B		B SI 87 B SI 87 F SI 86 X SI 88 2-1 ② ③ G6-4-3 1-2f		4	0	1	0	0	0	3
10 Chipper Jones, S (1, 5) OBP: 0.459, SLG: 0.685	S FF 90 B SI 90 B FF 92 X SI 90 2-1 ② FC5-4 HR 1-2f		C SL 73 B CH 83 B SI 91 S SI 89 S CH 83 2-3 ③ K			B SI 89 F SI 88 F FF 89 X CH 83 1-2 ① ② G6-4-3 1-2f			B FF 92 X FF 91 1-0 ① F8	4	1	0	0	0	1	2
Mark Teixeira, S (1, 3) OBP: 0.359, SLG: 0.441	C FF 91 X SI 90 0-1 1-H HR			B SI 87 B SI 88 B SI 89 B FF 88 4-0 BB		C SI 90 B CH 84 B CH 83 S CH 82 X FF 91 2-2 7 FC5-4 1B			B FF 92 C FF 91 X FF 92 1-1 ② G4-3	3	1	2	2	1	0	0
7 Jeff Francoeur, R (1, 9) OBP: 0.307, SLG: 0.421	C SI 90 B SL 76 S CH 82 B FF 91 B FF 92 B CH 83 4-2 BB			X CH 83 0-0 ① F9		C CH 83 B SI 90 B FF 89 X SI 89 2-1 ③ FC5-4 1-2f			B SI 93 X FF 92 1-0 ③ P4	3	0	0	0	1	0	2
16 Brian McCann, L (1, 2) OBP: 0.377, SLG: 0.561	F SI 91 B SL 76 1 SAFE C SI 90 X FF 91 1-2 ③ F7			F FF 89 C FF 89 B FF 90 B CH 83 S CH 84 2-3 ② K			B SL 77 C SL 80 C SL 79 B CH 82 B SI 88 X FF 87 3-2 ① G4-3			3	0	0	0	0	1	2
23 Matt Diaz, R (1, 7) OBP: 0.292, SLG: 0.359 57 Jorge Campillo, R (7, 1)		C SI 88 C FF 91 F FF 91 X SL 81 0-2 ① G5-3		F SI 90 X FF 89 0-1 ③ G6-3			C SI 88 C CH 82 C FF 89 0-3 ② K			3 0	0 0	0 0	0 0	0 0	1 0	1 0
11 Mark Kotsay, L (1, 8) OBP: 0.351, SLG: 0.446		X SI 90 0-0 ② F8			C SL 78 B SI 89 X FF 88 1-1 36 FC1-6 1B		B SL 79 C SL 81 X CH 82 1-1 ③ G3-1			3	0	1	0	0	0	0
36 Chuck James, L (1, 1) Greg Norton, S (7, 7) OBP: 0.522, SLG: 0.550		B SI 89 C SI 89 F FF 91 S SL 83 1-3 ③ K			X SI 86 0-0 ① FC1-6 4 G4-6-3 1-2f			X SI 86 0-0 ① L6		2 1	0 0	0 0	0 0	1 0	1 0	1 0
Inning Stats	R: 2 E: 0 K: 0 S: 14 H: 2 LOB: 1 BB: 1 P: 22	R: 0 E: 0 K: 1 S: 8 H: 0 LOB: 0 BB: 0 P: 9	R: 0 E: 0 K: 1 S: 8 H: 1 LOB: 0 BB: 0 P: 13	R: 0 E: 0 K: 1 S: 6 H: 0 LOB: 1 BB: 1 P: 12	R: 0 E: 0 K: 0 S: 4 H: 1 LOB: 0 BB: 0 P: 6	R: 0 E: 0 K: 0 S: 9 H: 2 LOB: 1 BB: 0 P: 15	R: 0 E: 0 K: 1 S: 8 H: 0 LOB: 0 BB: 0 P: 12	R: 0 E: 0 K: 0 S: 5 H: 1 LOB: 0 BB: 0 P: 7	R: 0 E: 0 K: 0 S: 4 H: 0 LOB: 0 BB: 0 P: 7	1B: 5 2B: 2 3B: 0 HR: 1 SF: 0 SAC: 0 DP: 4 HBP: 0						

	AB	30
	R	2
	H	7
	RBI	2
	BB	2
	SO	4
	LOB	12

WP: 0 PB: 0 SB: 0 CS: 0 PA: 32

PITCHER		IP	WLS	BF	H	R	ER	SO	BB	IBB	HBP	BLK	WP	HR	S	P	ERA	WHIP
24 Tom Gorzelanny, L ERA: 5.97	(1, 1)	7.1	W	28	7	2	2	4	2	0	0	0	0	1	60	92	2.46	1.227
52 Franquelis Osoria, R ERA: 6.17	(8, 1)	0.2	H	1	0	0	0	0	0	0	0	0	0	0	2	4	0.00	0.000
55 Matt Capps, R ERA: 2.7	(9, 1)	1.0	S	3	0	0	0	0	0	0	0	0	0	0	4	7	0.00	0.000

PITCHER	IP	WLS	BF	H	R	ER	SO	BB	IBB	HBP	BLK	WP	HR	S	P	ERA	WHIP

Atlanta Braves @ Pittsburgh Pirates

PNC Park, Pittsburgh, PA

Sat May 10 2008, 7:05 PM EDT

Att. 28,141 - Partly Cloudy - 65 F

livebaseballscorecards.com

BOTTOM

Batter	1	2	3	4	5	6	7	8	9	AB	R	H	RBI	BB	SO	LOB
12 Freddy Sanchez, R (1, 4) OBP: 0.281, SLG: 0.333	C FF 86 B FF 87 B CH 77 X FF 86 2-1 G6-3 ①		S CH 79 B FF 88 C FF 88 B CH 79 B CH 78 X FF 88 3-2 G5-3 ②		B FF 85 C FF 86 C CH 77 X CH 78 1-2 L4 ②		B FC 85 B FF 85 S FF 86 X SL 81 2-1 F7 ①			4	0	0	0	0	0	1
19 José Bautista, R (1, 5) OBP: 0.288, SLG: 0.395	C FF 88 C FF 88 S CH 80 0-3 K ②		C CH 79 B CH 78 X CH 78 1-1 F9 ③		B FF 87 S CH 77 F FF 87 S FF 89 1-3 K ③		C FF 86 B SL 82 F CH 76 B CU 72 F SL 81 C CH 76 2-3 K ②			4	0	0	0	0	3	1
Jason Michaels, R (1, 8) OBP: 0.282, SLG: 0.302	B FF 89 B FF 88 S FF 89 B FF 89 C FF 88 X FF 88 3-2 F9 ③			F FF 86 B FF 88 B FF 87 X FF 86 2-1 HR 1B		B CH 76 B FF 86 X SI 85 2-0 26 2B G1-3 1B	C FF 85 B FF 86 F CU 69 F FF 84 B CU 72 X CH 76 2-2 1B			4	2	3	0	0	0	0
Jason Bay, R (1, 7) OBP: 0.413, SLG: 0.492		X FF 87 0-0 26 S 26 SF8 2B		C FF 87 B FF 88 D CH 79 1 SAFE F CH 79 X FF 88 2-2 1-H HR		B CH 77 X CH 76 1-0 G1-3 ① 1-2	X SL 80 0-0 F9 ③			4	2	2	2	0	0	2
Xavier Nady, R (1, 9) OBP: 0.396, SLG: 0.540		F FF 86 F CH 77 C FF 89 0-3 K ①		S CH 79 X CH 78 0-1 G5-3 ①		F CH 76 D CH 77 B CH 77 S FF 87 F CH 77 B FF 88 C CH 79 3-3 K ②		C SL 83 B SI 84 B SL 83 F SL 82 S CU 72 2-3 K ①		4	0	0	0	0	3	2
25 Adam LaRoche, L (1, 3) OBP: 0.292, SLG: 0.313		B FF 88 F CH 78 B CH 79 B FF 88 B FF 89 4-1 26 S BB		B FF 88 X FF 86 1-0 G4-3 ②		D CH 76 B SI 87 B FF 86 I IN 63 4-0 26 2B IBB		C FF 87 C FF 87 B CH 77 B CU 71 X CH 76 2-2 P5 ②		2	1	0	0	2	0	0
26 Ronny Paulino, R (1, 2) OBP: 0.316, SLG: 0.286		F SI 87 B CH 78 B CH 78 S FF 89 F FF 89 B FF 89 X FF 89 3-2 SF8 ② 1-2 2-H		B FF 88 F CH 77 F CH 77 C FF 88 1-3 K ③		B CH 77 X CH 77 1-0 1-H 2-H 2B		X SL 81 0-0 G6-3 ③		3	0	1	3	0	1	0
10 Brian Bixler, R (1, 6) OBP: 0.266, SLG: 0.224		C FF 88 F CH 79 S FF 90 0-3 K ③			F FF 85 B FF 86 F CH 75 X CH 77 1-2 F7 ①	I IN 67 I IN 69 I IN 70 I IN 73 4-0 IBB				2	0	0	0	1	1	1
24 Tom Gorzelanny, R (1, 1) 52 Franquelis Osoria, R (8, 1) OBP: 0.500, SLG: 0.500 55 Matt Capps, R (9, 1)			C FF 86 X FF 86 0-1 G4-3 ①		B SI 84 B FF 84 B SI 85 B SI 82 4-0 BB	F CH 76 C SI 85 B SL 76 F FF 86 S FF 85 1-3 K ③				2 0 0	0 0 0	0 0 0	0 0 0	1 0 0	1 0 0	2 0 0
Inning Stats	R: 0 E: 0 K: 1 S: 8 H: 0 LOB: 0 BB: 0 P: 13	R: 1 E: 0 K: 2 S: 12 H: 1 LOB: 1 BB: 1 P: 19	R: 0 E: 0 K: 0 S: 7 H: 0 LOB: 0 BB: 0 P: 11	R: 2 E: 0 K: 1 S: 11 H: 2 LOB: 0 BB: 0 P: 17	R: 0 E: 0 K: 1 S: 9 H: 0 LOB: 1 BB: 1 P: 16	R: 2 E: 0 K: 2 S: 11 H: 2 LOB: 2 BB: 2 P: 27	R: 0 E: 0 K: 1 S: 11 H: 1 LOB: 1 BB: 0 P: 17	R: 0 E: 0 K: 1 S: 7 H: 0 LOB: 0 BB: 0 P: 11		1B: 3 2B: 2 3B: 0 HR: 1 SF: 1 SAC: 0 DP: 0 HBP: 0				WP: 0 PB: 0 SB: 2 CS: 0 PA: 34	

	AB	29
	R	5
	H	6
	RBI	5
	BB	4
	SO	9
	LOB	9

PITCHER	IP	WLS	BF	H	R	ER	SO	BB	IBB	HBP	BLK	WP	HR	S	P	ERA	WHIP
36 Chuck James, L (1, 1) ERA: 7.58	6.0	L	27	5	5	5	7	2	2	0	0	0	1	58	103	7.50	1.167
57 Jorge Campillo, R (7, 1) ERA: 1.5	2.0		7	1	0	0	2	0	0	0	0	0	0	18	28	0.00	0.500

PITCHER	IP	WLS	BF	H	R	ER	SO	BB	IBB	HBP	BLK	WP	HR	S	P	ERA	WHIP

Atlanta Braves @ Pittsburgh Pirates

PNC Park, Pittsburgh, PA

Mon May 12 2008, 12:35 PM EDT

Cloudy - 47 F

TOP

livebaseballscorecards.com

Batter	1	2	3	4	5	6	7	8	9	AB	R	H	RBI	BB	SO	LOB
4 Omar Infante, R (1, 4) OBP: 0.333, SLG: 0.417	B SI 89 B SI 90 B SI 90 C FF 90 X SI 90 3-1 ① G6-3		B CU 72 C CU 73 B SL 82 X SI 89 2-1 ① F9		C SI 88 B CU 74 F CU 74 F FF 89 B CH 82 S CH 83 2-3 ① K	C CH 82 X SL 83 0-1 ③ F9		X SI 92 0-0 ③ FC6-4 1-2f		5	0	0	0	0	1	3
46 Manny Acosta, R (8, 1)										0	0	0	0	0	0	0
19 Yunel Escobar, R (1, 6) OBP: 0.392, SLG: 0.427	B SI 90 X SI 91 1-0 ② G5-3		X CH 83 0-0 ② G5-3		C CU 73 B SL 82 X SI 88 1-1 ② G4-3		B SI 90 C SI 90 F SL 82 B SI 92 S CH 85 2-3 ① K		C SI 90 F SL 82 B SI 90 F SI 90 B SL 84 X SI 90 2-2 F9, 10 BB 1B	5	0	1	0	0	1	0
10 Chipper Jones, S (1, 5) OBP: 0.471, SLG: 0.694	B SI 90 B SI 91 X SI 90 2-0 2B		X SI 89 0-0 FC6-4 1B		B CU 74 X SI 88 1-0 E9 1B		S CH 84 F CH 84 S SI 92 0-3 ② K		B SL 84 B SI 90 B SI 90 4-0 1-2 BB	4	0	3	0	1	1	0
Mark Teixeira, S (1, 3) OBP: 0.354, SLG: 0.435	B SI 90 D CU 76 B SI 90 C FF 90 X SI 90 3-1 ③ L9		B CH 84 X CH 83 1-0 ③ FC6-4 1-2f		B CH 84 B SI 88 F CH 84 B CH 83 F SL 82 B FF 89 4-2 7 FC5-4 BB		C SL 82 B SI 92 X CH 85 1-1 E5 7 1B		B SI 91 C SI 91 S SI 91 F SL 83 X SI 90 1-2 ① F9 2-3	2	0	0	0	0	0	2
Greg Norton, S (4, 3) OBP: 0.500, SLG: 0.500										2	0	0	0	1	0	2
7 Jeff Francoeur, R (1, 9) OBP: 0.310, SLG: 0.421		X SI 88 0-0 23 L3 1B		X SI 88 0-0 ① G6-3	B FF 87 F SL 82 B FF 89 S CH 83 F FF 89 X CH 82 2-2 ③ FC5-4 1-2f		B SI 92 C SL 82 X SL 81 1-1 1-2 1B		B SI 90 F SL 85 F SL 82 F SI 91 B SI 90 S SL 84 2-3 ② K	5	0	2	0	0	1	4
23 Matt Diaz, R (1, 7) OBP: 0.279, SLG: 0.343		F SI 89 X CU 74 0-1 ① ② L3 1-1		C CH 83 F SL 84 S FF 88 0-3 ② K		B CH 81 B SL 82 X FF 88 2-0 ① F8	F CH 85 B SI 92 F SI 92 F SI 94 X SI 93 1-2 ③ P4		B SI 90 X SL 82 1-0 ③ G5-3	5	0	0	0	0	1	5
Corky Miller, R (1, 2) OBP: 0.176, SLG: 0.067		B SI 90 C FF 90 B CH 84 B SI 90 B FF 89 4-1 1 E 1 1B BB		B SI 88 X SI 90 1-0 E5 1 BB		C CU 74 B CU 72 F SI 88 F SL 84 B SI 89 X CH 81 2-2 ② G5-3		B SI 90 C SI 90 F SL 82 B SI 94 S SI 93 2-3 ① K		3	0	0	0	1	1	0
1 Grégor Blanco, L (1, 8) OBP: 0.441, SLG: 0.404		B FF 89 B SI 89 C SI 90 B SI 90 F FF 90 X SI 90 3-2 E4 1-3 1B		C CU 74 F FF 88 B SL 84 B CU 74 F SI 88 B FF 88 B CU 74 4-2 1-2 BB		L SI 88 B CU 74 F SI 88 B SL 79 B CU 74 B FF 89 4-2 8 BB BB		C SI 93 C SL 84 X SI 93 0-2 2 FC4 1B		2	0	2	0	2	0	0
49 Jair Jurrjens, R (1, 1) OBP: 0.235, SLG: 0.133		F FF 88 1 SAFE S CU 74 S CU 74 0-3 ③ K		B SI 89 C SI 89 B CU 74 X SI 88 2-1 ③ L9		B SI 88 B CH 83 B SI 88 C FF 88 D SI 88 4-1 1-2 BB		B F F F X 1-2 ② FC4 4 FC6-4 1-2f		2	0	0	0	0	1	4
8 Ruben Gotay, S (6, PH) OBP: 0.423, SLG: 0.300										0	0	0	0	1	0	0
30 Jeff Bennett, R (6, 1)										0	0	0	0	0	0	0
2 Kelly Johnson, L (8, PH) OBP: 0.326, SLG: 0.421										1	0	0	0	0	0	1
(8, 4)																

| Inning Stats | | | | | | | | | | | | | | | |

Atlanta Braves @ Pittsburgh Pirates

PNC Park, Pittsburgh, PA

Mon May 12 2008, 12:35 PM EDT

Cloudy - 47 F

livebaseballscorecards.com

BOTTOM

Batter	1	2	3	4	5	6	7	8	9	AB	R	H	RBI	BB	SO	LOB
12 Freddy Sanchez, R (1, 4) OBP: 0.287, SLG: 0.340	B FF 89 B SI 89 B SI 90 C SI 89 C FF 89 B SI 90 4-2 13 G4-6-3 BB		B SI 91 C SL 78 C SI 92 B FF 90 X SI 92 2-2 ③ G4-3		C SL 79 X SI 93 0-1 1-H 2-H 3-H 2B		X SI 87 0-0 ② G6-3			3	0	1	3	1	0	0
13 Nate McLouth, L (1, 8) OBP: 0.393, SLG: 0.610	X FF 90 0-0 ① ② G4-6-3 1-2f			B SI 89 C SI 90 B FF 91 B FF 91 X FF 90 3-1 ① F9	C CH 84 B FF 91 C FF 91 B SL 80 C FF 92 2-3 ③ K		C SI 88 B SI 90 S FF 90 B CU 80 B FF 92 B SI 91 4-2 BB			3	0	0	0	1	1	2
Jason Bay, R (1, 7) OBP: 0.403, SLG: 0.477	B FF 90 B CH 83 C CH 84 B SI 90 F SI 92 S CH 83 3-3 ③ K			X SI 90 0-0 ② G6-3		C CH 86 C SI 87 B SL 81 F SI 89 B SL 82 B CH 83 X SI 89 3-2 ① G6-3	1 SAFE C SI 89 1 SAFE F SI 89 P PO 85 F FF 91 F FF 89 1 SAFE 1 SAFE 1-3 S SL 81 K			4	0	0	0	0	2	1
41 Ryan Doumit, S (1, 2) OBP: 0.382, SLG: 0.573		B SI 89 B CH 82 S CH 83 S CH 82 X CH 83 2-2 G4-6-3 1B		B SI 90 X SI 90 1-0 ③ F7		B CH 82 B SI 91 C SL 80 B FF 89 B SI 89 4-1 19 PB HBP BB		B CH 83 X FF 90 2-0 G3 25 HR 2B		3	1	2	0	1	0	0
Jason Michaels, R (1, 9) OBP: 0.293, SLG: 0.292		X FF 90 0-0 ① ② G4-6-3 1-2f			C FF 90 B SL 77 B SL 76 B FF 88 B FF 88 4-1 19 SH1-4 25 1B 12 2B BB	B SI 89 1 SAFE F SI 89 H SI 89 2-1 19 PB 1-2 HBP		C SI 94 X FF 93 0-1 ① G3 2-3		2	1	0	0	1	0	2
25 Adam LaRoche, L (1, 3) OBP: 0.306, SLG: 0.347		B FF 91 C FF 90 B FF 91 B CH 83 B FF 90 4-1 BB			X FF 89 0-0 19 SH1-4 12 2B 1-2 1B	C SI 90 X SI 90 0-1 ② L7		F FF 94 B FF 93 X SL 80 1-1 3-H HR		3	2	2	2	1	0	2
19 José Bautista, R (1, 5) OBP: 0.291, SLG: 0.392 Damaso Marte, L (7, 1) 16 Doug Mientkiewicz, L (8, PH) OBP: 0.286, SLG: 0.260 17 Sean Burnett, L (9, 1)		F SI 91 F SI 91 C SI 92 0-3 ③ K			X SI 90 0-0 ① SH1-4 1-2 2-3	C SL 82 B SL 81 S SI 90 F CU 80 B SL 80 F SI 91 B FF 92 F SL 80 B SI 90 4-2 1-2 2-3 BB		C FF 93 B CH 86 B CH 86 S FF 93 C SI 93 2-3 ② K		1 0 1 0	0 0 0 0	0 0 0 0	0 0 0 0	1 0 0 0	1 0 1 0	1 0 0 0
10 Brian Bixler, R (1, 6) OBP: 0.265, SLG: 0.213			X FF 89 0-0 ① P3		F FF 91 H FF 91 1-1 12 2B HBP	F SI 89 B SI 90 X SI 89 1-1 ③ G5-3		C FF 94 S SL 81 X FF 96 0-2 ③ F9		3	1	0	0	0	0	3
57 Zach Duke, L (1, 1) OBP: 0.118, SLG: 0.118 Chris Gomez, R (7, 5) OBP: 0.302, SLG: 0.322			C FF 88 B FF 89 B FF 89 F FF 88 F SI 90 S FF 90 2-3 ② K		B SI 91 B SI 92 B SI 90 C FF 89 S FF 89 S FF 89 3-3 ② K		C SI 88 X SI 87 0-1 ① G6-3			2 1	0 0	0 0	0 0	0 0	2 0	3 0
Inning Stats	R: 0 E: 0 K: 1 S: 6 H: 0 LOB: 0 BB: 1 P: 13	R: 0 E: 0 K: 1 S: 8 H: 1 LOB: 1 BB: 1 P: 14	R: 0 E: 0 K: 1 S: 8 H: 0 LOB: 0 BB: 0 P: 12	R: 0 E: 0 K: 0 S: 4 H: 0 LOB: 0 BB: 0 P: 8	R: 3 E: 0 K: 2 S: 12 H: 2 LOB: 1 BB: 1 P: 22	R: 0 E: 0 K: 0 S: 15 H: 0 LOB: 3 BB: 2 P: 29	R: 0 E: 0 K: 1 S: 11 H: 0 LOB: 1 BB: 1 P: 15	R: 2 E: 0 K: 1 S: 11 H: 2 LOB: 0 BB: 0 P: 16		1B: 2 2B: 2 3B: 0 HR: 1 SF: 0 SAC: 1 DP: 2 HBP: 2		WP: 0 PB: 1 SB: 0 CS: 0 PA: 35		

	AB	26
	R	5
	H	5
	RBI	5
	BB	6
	SO	7
	LOB	14

PITCHER		IP	WLS	BF	H	R	ER	SO	BB	IBB	HBP	BLK	WP	HR	S	P	ERA	WHIP
49 Jair Jurrjens, R ERA: 3.1	(1, 1)	5.0	L	20	3	3	3	5	3	0	1	0	0	0	38	69	5.40	1.200
30 Jeff Bennett, R ERA: 3.69	(6, 1)	2.0		10	0	0	0	1	3	0	1	0	0	0	26	44	0.00	1.500
46 Manny Acosta, R ERA: 4.24	(8, 1)	1.0		5	2	2	2	1	0	0	0	0	0	1	11	16	18.00	2.000

PITCHER		IP	WLS	BF	H	R	ER	SO	BB	IBB	HBP	BLK	WP	HR	S	P	ERA	WHIP

Atlanta Braves @ Pittsburgh Pirates

PNC Park, Pittsburgh, PA

Mon May 12 2008, 12:40 PM EDT

Att. 16,669 - Cloudy - 49 F

livebaseballscorecards.com

TOP

Batter	1	2	3	4	5	6	7	8	9	AB	R	H	RBI	BB	SO	LOB
2 Kelly Johnson, L (1, 4) OBP: 0.328, SLG: 0.429	B FF 90 C FF 91 F SI 91 B FF 90 F FF 91 S FF 93 2-3 ① K		C FF 92 C FF 92 2 SAFE B FF 91 2 SAFE C SL 85 1-3 ② K 1-2		B FF 90 X FF 90 1-0 19 BB 10 1B 1B	C SI 89 X CH 83 0-1 ① L8		C SI 90 S CH 84 F CH 85 X CH 84 0-2 2B		5	1	2	0	0	2	1
19 Yunel Escobar, R (1, 6) OBP: 0.399, SLG: 0.437	C FF 92 B SL 87 F FF 92 X FF 91 1-2 2B		X FF 92 0-0 2-H 1B		1 SAFE B FF 90 1 SAFE F FF 90 B FF 88 F FF 90 F CU 75 B SL 84 B SL 84 4-2 10 1B 16 HR 1-2 BB	C SL 77 X SI 90 0-1 E1 10 G4-6-3		B SI 91 F SL 77 F SI 90 F SI 89 F SL 76 F SI 90 F CH 84 X CH 85 1-2 ② G6-3		4	1	2	1	1	0	1
10 Chipper Jones, S (1, 5) OBP: 0.465, SLG: 0.681 4 Omar Infante, R (8, PH) OBP: 0.308, SLG: 0.385 (8, 5)	X FF 92 0-0 ② F7		F FF 91 F FF 92 1 SAFE S SL 84 0-3 ③ K		S CH 85 C CU 75 B FF 91 X CU 75 1-2 16 HR 1-3 1B 2-H	B SI 86 X CH 81 1-0 ②③ G4-6-3 1-2f		X SI 90 0-0 ③ G4-3		4 1	1 0	1 0	1 0	0 0	1 0	3 1
16 Brian McCann, L (1, 2) OBP: 0.371, SLG: 0.570	B SI 91 B FF 91 S FF 92 S FF 92 T FF 92 2-2 ③ K			C CU 76 B FF 90 F FF 91 F CH 84 X SL 83 1-2 ① G4-3	X FF 92 0-0 1-H 3-H HR		X SI 89 0-0 ① P5		C FF 93 X FF 94 0-1 ① G3	5	1	1	3	0	1	1
Greg Norton, S (1, 3) OBP: 0.516, SLG: 0.480		X FF 91 0-0 11 G4-3-6 1B		B SI 92 B CH 84 X FF 92 2-0 E5 7 1B 11 2B	B FF 90 B SL 83 F FF 91 B FF 90 B FF 89 4-1 11 1B BB		C SI 90 X CH 83 1-1 ② G4-3		F FF 95 F FF 94 B SL 92 B FF 94 B SL 91 B FF 96 4-2 7 2B BB	3	1	1	0	2	0	0
7 Jeff Francoeur, R (1, 9) OBP: 0.319, SLG: 0.433		C FF 90 X CU 75 0-1 ① P4		B FF 91 X FF 92 1-0 11 2B 1-2 1B	X SI 86 0-0 ① L4		X SI 91 0-0 11 2B 1B		C FF 95 S FF 95 F FF 95 D SL 90 B FF 95 X FF 95 2-2 1-3 2B	5	2	3	0	0	0	2
11 Mark Kotsay, L (1, 8) OBP: 0.360, SLG: 0.468		B FF 91 1 SAFE F FF 92 F FF 91 B SL 85 F SI 91 X FF 92 2-2 ②③ G4-3-6 1-2f		F CH 85 F FF 92 B FF 90 X CH 84 1-2 1-H 2-H 2B	B CH 85 X CH 85 1-0 1-2 1B		X SI 88 0-0 1-H 2B		B FF 93 X FF 95 1-0 ② G4-3	5	0	3	3	0	0	3
1 Grégor Blanco, L (1, 7) OBP: 0.425, SLG: 0.387			X FF 90 0-0 2 S 19 1B 1B	B FF 90 S FF 91 C CU 73 C CU 75 1-3 ② K	F SI 87 F SI 89 B SI 89 B CH 82 B SI 88 X SI 89 3-2 ② L9		X CH 82 0-0 ③ F8		B FF 94 B FF 93 X FF 93 2-0 ③ L3	5	1	1	0	0	1	6
15 Tim Hudson, R (1, 1) OBP: 0.118, SLG: 0.063 56 Blaine Boyer, R (8, 1) Will Ohman, L (9, 1)			X FF 90 0-0 ① B2	S SL 83 B SL 84 B FF 91 B FF 90 X FF 90 3-1 ③ F8	B SI 89 S SI 89 S SI 90 F SI 89 S SL 78 1-3 ③ K			C SI 88 F SL 77 F SI 87 F SL 77 X SL 77 0-2 ① L5		4 0 0	0 0 0	0 0 0	0 0 0	1 0 0	0 0 0	4 0 0

Inning Stats	1	2	3	4	5	6	7	8	9
	R: 0 E: 0 K: 2 S: 11	R: 0 E: 0 K: 0 S: 7	R: 1 E: 0 K: 2 S: 9	R: 2 E: 1 K: 1 S: 14	R: 4 E: 0 K: 1 S: 18	R: 0 E: 1 K: 0 S: 5	R: 1 E: 0 K: 0 S: 6	R: 0 E: 0 K: 0 S: 17	R: 0 E: 0 K: 0 S: 10
	H: 1 LOB: 1 BB: 0 P: 16	H: 1 LOB: 0 BB: 0 P: 9	H: 2 LOB: 0 BB: 0 P: 10	H: 2 LOB: 1 BB: 0 P: 23	H: 4 LOB: 2 BB: 2 P: 33	H: 0 LOB: 0 BB: 0 P: 6	H: 2 LOB: 1 BB: 0 P: 7	H: 1 LOB: 1 BB: 0 P: 18	H: 1 LOB: 2 BB: 1 P: 19

| | | |

BOTTOM

Atlanta Braves @ Pittsburgh Pirates

PNC Park, Pittsburgh, PA

Mon May 12 2008, 12:40 PM EDT

Att. 16,669 - Cloudy - 49 F

Batter	1	2	3	4	5	6	7	8	9	AB	R	H	RBI	BB	SO	LOB
12 Freddy Sanchez, R (1, 4) OBP: 0.279, SLG: 0.331 30 Tyler Yates, R (9, 1)	X FF 89 0-0 ① G5-3		C SI 91 F FC 85 S SI 91 0-3 ② K		C SL 80 S FC 84 X SI 92 0-2 ③ G5-3			B FF 94 F FF 94 B FF 94 S FF 94 S CU 78 2-3 ② K		4 0	0 0	0 0	0 0	0 0	2 0	2 0
16 Doug Mientkiewicz, L (1, 5) OBP: 0.283, SLG: 0.278 (9, 3)	C SI 89 X SI 89 0-1 ① 13 E 2B		B FF 92 F FS 82 F FF 91 F FS 83 B FC 87 B FC 88 X FS 81 3-2 ③ G3-1			C FS 78 B CU 74 X FS 82 1-1 ① G6-3		X FF 93 0-0 ③ F8		4	1	1	0	0	0	1
13 Nate McLouth, L (1, 8) OBP: 0.390, SLG: 0.600	B FS 80 B FS 81 X SI 91 2-0 E3 BB 2-H			L SI 89 F FS 80 B SI 91 F FC 86 F SI 91 B CU 76 X FS 80 2-2 ① F8		C FF 90 X FC 83 0-1 ② G4-3			B FF 89 B SI 89 B SI 89 C SI 89 X SI 89 3-1 1B 1B	4	0	1	0	0	0	0
Jason Bay, R (1, 7) OBP: 0.399, SLG: 0.466	B SI 90 1 SAFE B SI 90 B FC 85 B FF 90 4-0 G6-4-3 1-2 BB			B FC 86 B SI 91 B SI 91 C FS 84 F FS 83 X FC 86 3-2 ② G6-3		C CU 74 B SI 90 C CU 75 S CU 76 1-3 ③ K			C SI 89 C FF 90 B SI 90 F SI 90 D SL 83 X SI 89 2-2 ① P4	3	0	0	0	1	1	1
Xavier Nady, R (1, 9) OBP: 0.399, SLG: 0.539	B SI 90 F SL 80 X SI 91 1-1 ②③ G6-4-3 1-2f			B CU 74 F FC 84 B FC 85 B FS 81 X SI 90 3-1 1B			F FS 80 B CU 73 F SI 89 B CU 75 S FC 84 2-3 ① K		X SI 89 0-0 1B 1-2	4	0	2	0	0	1	2
25 Adam LaRoche, L (1, 3) OBP: 0.299, SLG: 0.339 Chris Gomez, R (9, 5) OBP: 0.297, SLG: 0.317		X SI 90 0-0 ① G3-1		S SI 90 F SI 91 B FF 91 S FC 86 1-3 ③ K			B FS 78 F FS 83 B FS 79 X FF 90 2-1 ② P5		C SI 88 C SI 90 B FF 90 S SL 82 1-3 ② K	3 1	0 0	0 0	0 0	0 0	1 1	1 2
26 Ronny Paulino, R (1, 2) OBP: 0.295, SLG: 0.264		C SI 89 B FC 84 B FC 84 B FC 84 X FF 91 3-1 ② F9			X FS 78 0-0 ① B1-3		B SI 90 C SI 89 F CU 67 C FC 84 1-3 ③ K		C SI 90 B SL 83 C SI 89 F SL 82 F FF 91 B FF 90 B FF 89 S SL 81 3-3 ③ K	4	0	0	0	0	2	2
Luis Rivas, R (1, 6) OBP: 0.237, SLG: 0.246 (9, 4)		B FF 90 X FS 81 1-0 ③ G5-3			B SI 89 B SI 90 B FS 84 C FS 81 F FS 82 F FF 91 B FC 83 4-2 52 SH2-4 BB			B FF 92 C FF 93 X FF 93 1-1 1B		2	0	1	0	1	0	0
47 John Van Benschoten, R (1, 1) 52 Franquelis Osoria, R (5, 1) OBP: 0.500, SLG: 0.500 10 Brian Bixler, R (8, PH) OBP: 0.261, SLG: 0.210 (9, 6)			C SI 89 F FC 85 B SL 80 F SI 91 B FC 84 X SI 91 2-2 ① P4		B SI 89 L FS 84 B SI 86 L SI 88 X SI 89 2-2 ② SH2-4 1-2			C FF 94 B CU 76 F FF 92 S CU 76 1-3 ① K		1 0 1	0 0 0	0 0 0	0 0 0	0 0 1	0 0 1	0 0 1
Inning Stats	R: 1 E: 1 K: 0 S: 6 H: 1 LOB: 1 BB: 1 P: 13	R: 0 E: 0 K: 0 S: 4 H: 0 LOB: 0 BB: 0 P: 8	R: 0 E: 0 K: 1 S: 11 H: 0 LOB: 0 BB: 0 P: 16	R: 0 E: 0 K: 1 S: 13 H: 1 LOB: 1 BB: 0 P: 22	R: 0 E: 0 K: 0 S: 10 H: 0 LOB: 1 BB: 1 P: 16	R: 0 E: 0 K: 1 S: 7 H: 0 LOB: 0 BB: 0 P: 9	R: 0 E: 0 K: 2 S: 8 H: 0 LOB: 0 BB: 0 P: 13	R: 0 E: 0 K: 2 S: 9 H: 1 LOB: 1 BB: 0 P: 13	R: 0 E: 0 K: 2 S: 15 H: 2 LOB: 2 BB: 0 P: 24	1B: 4 2B: 1 3B: 0 HR: 0	SF: 0 SAC: 1 DP: 1 HBP: 0			WP: 0 PB: 0 SB: 0 CS: 0	PA: 34		

livebaseballscorecards.com

AB	31
R	1
H	5
RBI	0
BB	2
SO	9
LOB	12

PITCHER		IP	WLS	BF	H	R	ER	SO	BB	IBB	HBP	BLK	WP	HR	S	P	ERA	WHIP
15 Tim Hudson, R ERA: 2.54	(1, 1)	7.0	W	25	2	1	0	5	2	0	0	0	0	0	59	97	0.00	0.571
56 Blaine Boyer, R ERA: 4.03	(8, 1)	1.0		4	1	0	0	2	0	0	0	0	0	0	9	13	0.00	1.000
Will Ohman, L ERA: 2.87	(9, 1)	1.0		5	2	0	0	2	0	0	0	0	0	0	15	24	0.00	2.000

PITCHER	IP	WLS	BF	H	R	ER	SO	BB	IBB	HBP	BLK	WP	HR	S	P	ERA	WHIP

Atlanta Braves @ Philadelphia Phillies

Citizens Bank Park, Philadelphia, PA

Tue May 13 2008, 7:05 PM EDT

Att. 44,101 - Clear - 71 F

TOP

livebaseballscorecards.com

Batter	1	2	3	4	5	6	7	8	9	AB	R	H	RBI	BB	SO	LOB
19 Yunel Escobar, R (1, 6) OBP: 0.392, SLG: 0.429	C SI 88 X SI 90 0-2 11 PB 10 1B 1B	1 SAFE 1 SAFE X SI 88 0-0 E6 11 FC6-4 1-2		B SL 80 F SI 88 X SI 87 1-1 ② G5-3			X SL 73 0-0 ① G4-3		C SL 85 B FF 95 F SL 83 B SL 84 S SL 84 2-3 ① K	5	1	1	0	0	1	1
11 Mark Kotsay, L (1, 8) OBP: 0.362, SLG: 0.457	B FF 88 B SI 88 B SI 88 B SI 88 4-0 16 G3 10 1B 7 1B 1-2 BB	F SI 88 B CH 75 B SI 87 X SI 87 2-1 ② FC6-4 10 BB 1-2f 2-3		B CH 76 C SI 87 B SI 88 B SI 88 X SI 87 3-1 ③ F9			X FF 90 0-0 ② G3		B FF 94 B FF 94 B FF 93 B FF 93 4-0 10 DI 16 2B BB	3	2	0	0	2	0	2
10 Chipper Jones, S (1, 5) OBP: 0.475, SLG: 0.683	X SL 80 0-0 16 G3 7 1B 1-2 2-H 1B	B SI 87 C SI 87 B SI 88 B CH 74 B CH 79 4-1 1-2 BB			X SL 76 0-0 16 G4-6-3 1B		B SL 80 X CH 76 1-0 16 BB 1B		B SL 85 C SL 82 B FF 94 X SL 84 2-1 ② F7 1-2	4	1	3	1	1	0	1
16 Brian McCann, L (1, 2) OBP: 0.372, SLG: 0.568 23 Matt Diaz, R (9, PR) OBP: 0.279, SLG: 0.343	B SI 89 X SI 89 1-0 ① G3 1-2 2-3	B SI 87 C SI 88 X SI 88 1-1 ③ P4			B SI 87 F SL 78 B SI 87 B SI 86 X SI 88 3-1 ①② G4-6-3 1-2f		B FF 88 S FF 90 B FF 90 F FF 90 F FF 90 B FF 90 F FF 91 F FF 90 B SL 77 4-2 1-2 BB		B SL 85 B FF 93 C SL 83 F FF 93 X SL 84 2-2 2-H 2B	4 0	0 0	1 0	1 0	1 0	0 0	6 0
Greg Norton, S (1, 3) OBP: 0.472, SLG: 0.414	B CH 76 X CH 79 1-0 ② P6		C SI 85 X SL 77 0-1 ① G6-3		C CH 78 F SI 88 F SI 88 B CH 80 F SI 89 X CH 79 1-2 ③ G6-3		B SL 78 B SL 77 C SL 74 C FF 91 S SL 79 2-3 ③ K		B SL 84 B SL 84 B FF 92 D SL 84 4-0 BB	4	0	0	0	1	1	4
7 Jeff Francoeur, R (1, 9) OBP: 0.321, SLG: 0.432	B SI 90 C SI 90 B SI 90 X SI 90 2-1 2-H 3-H 1B		F SI 86 X SI 87 0-1 2 FC6-4 1B			B SI 86 B SI 87 C SL 80 C SI 89 B SI 88 C SI 90 3-3 ① K		X FF 91 0-0 ① P4	F FF 94 S SL 86 B SL 85 X SL 85 1-2 ③ F9	5	0	2	2	0	1	2
2 Kelly Johnson, L (1, 4) OBP: 0.333, SLG: 0.431	B SI 90 X SI 89 1-0 ③ L9		B SL 78 C SI 86 1 SAFE B SI 88 X SI 87 2-1 ② FC6-4 1-2f			B SI 88 F SI 89 B CH 77 X SI 89 2-1 37 CS 1 BB 1B		C FF 90 B FF 90 B SL 85 B FF 89 X FF 90 3-1 1 FC4-6 1B		4	0	2	0	0	0	2
1 Grégor Blanco, L (1, 7) OBP: 0.429, SLG: 0.375		C SI 87 C CH 77 B SI 88 F CH 82 B SI 89 B SI 89 B SI 88 4-2 11 FC6-4 19 E BB	1 SAFE F SI 86 F SI 87 D SL 79 X SL 80 1-2 ③ G1-3			B SI 87 D SI 89 F SI 88 B SI 88 B SI 87 4-1 37 CS 1-2 BB		C FF 91 C FF 91 B SL 86 F FF 91 B FF 91 X SL 81 2-2 ② FC4-6 1-2f	2	0	0	0	2	0	2
37 Jo-Jo Reyes, L (1, 1) 57 Jorge Campillo, R (7, 1) 8 Ruben Gotay, S (8, PH) OBP: 0.407, SLG: 0.286 46 Manny Acosta, R (8, 1)		B SI 86 1 SAFE B SI 87 C SI 87 L SI 87 L SI 87 2-3 ① K		T SI 86 S SI 87 B SI 87 B SI 87 X SI 88 2-2 ① F7		C CH 87 X SI 88 0-1 ②③ G1-3 1-2 2-3		C CU 80 S SL 86 T SL 84 0-2 ③ K	3 0 1 0	0 0 0 0	0 0 0 0	0 0 0 0	0 0 1 0	1 0 1 0	3 0 1 0
Inning Stats	R: 3 H: 3 E: 0 LOB: 1 K: 0 BB: 1 S: 9 P: 18	R: 0 H: 0 E: 1 LOB: 3 K: 1 BB: 2 S: 12 P: 25	R: 0 H: 1 E: 0 LOB: 1 K: 0 BB: 0 S: 9 P: 12	R: 0 H: 0 E: 0 LOB: 0 K: 0 BB: 0 S: 7 P: 13	R: 0 H: 1 E: 0 LOB: 0 K: 0 BB: 0 S: 8 P: 12	R: 0 H: 1 E: 0 LOB: 1 K: 1 BB: 1 S: 8 P: 17	R: 0 H: 1 E: 0 LOB: 2 K: 1 BB: 1 S: 11 P: 18	R: 0 H: 1 E: 0 LOB: 1 K: 1 BB: 0 S: 10 P: 15	R: 1 H: 1 E: 0 LOB: 2 K: 1 BB: 2 S: 11 P: 26	1B: 8 SF: 0 2B: 1 SAC: 0 3B: 0 DP: 1 HR: 0 HBP: 0						

	AB	35
	R	4
	H	9
	RBI	4
	BB	7
	SO	5
	LOB	24

WP: 0 PA: 42
PB: 1
SB: 0
CS: 2

PITCHER		IP	WLS	BF	H	R	ER	SO	BB	IBB	HBP	BLK	WP	HR	S	P	ERA	WHIP
38 Kyle Kendrick, R ERA: 4.87	(1, 1)	6.0	W	27	6	3	3	2	4	0	0	0	0	0	53	97	4.50	1.667
16 J.C. Romero, L ERA: 1.65	(7, 1)	1.0	H	5	1	0	0	1	1	0	0	0	0	0	11	18	0.00	2.000
45 Tom Gordon, R ERA: 3.63	(8, 1)	1.0	H	4	1	0	0	1	0	0	0	0	0	0	10	15	0.00	1.000
54 Brad Lidge, R ERA: 0.5	(9, 1)	1.0	S	6	1	1	1	1	2	0	0	0	0	0	11	26	9.00	3.000

PITCHER	IP	WLS	BF	H	R	ER	SO	BB	IBB	HBP	BLK	WP	HR	S	P	ERA	WHIP

Atlanta Braves @ Philadelphia Phillies

Citizens Bank Park, Philadelphia, PA

Tue May 13 2008, 7:05 PM EDT

Att. 44,101 - Clear - 71 F

livebaseballscorecards.com

BOTTOM

Batter	1	2	3	4	5	6	7	8	9	AB	R	H	RBI	BB	SO	LOB
11 Jimmy Rollins, S (1, 6) OBP: 0.300, SLG: 0.500	C FF 90 B CH 84 X FF 91 1-1 G1-3 ①		X SI 91 0-0 E6		C CU 69 X SL 81 0-1 G6-3 ①	C FF 90 C FF 90 X SI 91 0-2 G6-3 ② 2-3		B CH 84 S SI 92 C CH 84 B SL 80 X SI 92 2-2 2B		5	0	1	0	0	0	1
8 Shane Victorino, S (1, 9) OBP: 0.296, SLG: 0.300	C FF 91 X FF 92 0-1 26 G4-3 2B		X FF 91 0-0 F7 ③		B SL 82 C FF 90 F SL 82 X CH 82 1-2 26 G4-3 6 1B 26 S 1B	C CU 71 F FF 91 S CU 79 0-3 K ③		F SI 92 X CH 85 0-1 G4-3 ③		5	1	2	0	0	1	3
26 Chase Utley, L (1, 4) OBP: 0.406, SLG: 0.669	C FF 91 B SL 83 F FF 92 F CU 73 X FF 92 1-2 G4-3 ② 2-3			C SL 79 X FF 92 0-1 6 2B 28 1B 1B	D SL 83 T FF 91 1 SAFE 1 SAFE B FF 92 B FF 91 X FF 90 3-1 G4-3 ② 1-3		C CU 68 S CU 70 B CU 71 X FF 91 1-2 F7 ①			4	1	1	0	0	0	2
6 Ryan Howard, L (1, 3) OBP: 0.286, SLG: 0.368	S FF 91 B SL 81 C SL 80 B FF 93 B SL 81 C SL 82 3-3 K ③			C SL 81 B SL 80 X SL 80 1-1 28 1B 1-3 2B	F FF 91 B SL 82 X FF 92 1-1 1B 28 1B 3-H 1B		S FF 90 S FF 91 C FF 90 0-3 K ②			4	2	2	1	0	2	1
Pat Burrell, R (1, 7) OBP: 0.438, SLG: 0.609 4 Eric Bruntlett, R (7, PR) OBP: 0.305, SLG: 0.349 (8, 7)		C FF 90 C FF 91 B FF 93 X CU 72 1-2 G5-3 ①		F SL 83 F FF 91 B FF 90 C FF 92 1-3 K ① C FF 91 B FF 91 X CH 84 1-1 28 1B 1-2 1B		F FF 89 F CH 80 B FF 90 B FF 92 B CU 72 X FF 90 3-2 28 1B 2B				4 0	0 1	2 0	0 0	0 0	1 0	2 0
28 Jayson Werth, R (1, 8) OBP: 0.342, SLG: 0.505		C CU 70 B FF 91 X FF 91 1-1 F7 ②		C CH 84 B FF 92 X CH 84 1-1 51 FC4-6 7 1B 2-H 3-H 1B C FF 91 B FF 88 S FF 91 X SL 80 1-2 1-2 2-H 1B		C CH 80 B FF 80 C CH 73 X CU 70 1-2 7 FC4 2-H 1B				4	0	3	4	0	0	0
7 Pedro Feliz, R (1, 5) OBP: 0.290, SLG: 0.419		B FF 92 B FF 91 B FF 91 X FF 91 3-0 F7 ③		1 SAFE X FF 90 0-0 51 FC4-6 1-2 1B	F CU 71 B CU 71 X FF 91 1-1 P3 ③		1 SAFE X FF 81 0-0 FC4 ③ 1-2f			4	0	1	0	0	0	4
51 Carlos Ruiz, R (1, 2) OBP: 0.308, SLG: 0.309			C FF 89 B FF 90 X FF 90 1-1 G6-3 ① C FF 90 B SL 82 X FF 91 1-1 FC4-6 ② 1-2f 2-3			B FF 89 B CU 70 F FF 89 C FF 90 X CU 69 2-2 11 G6-3 SH1 1B		C SI 92 B CH 90 B CH 78 X CH 90 2-1 G6-3 ①		4	0	1	0	0	0	2
38 Kyle Kendrick, R (1, 1) OBP: 0.133, SLG: 0.071 So Taguchi, R (6, PH) OBP: 0.234, SLG: 0.227 16 J.C. Romero, S (7, 1) 45 Tom Gordon, R (8, 1) 19 Greg Dobbs, L (8, PH) OBP: 0.357, SLG: 0.471 54 Brad Lidge, R (9, 1)			C FF 90 S FF 90 B FF 91 X CU 71 1-2 G5-3 ② C FF 90 C FF 90 S FF 91 0-3 K ③			B FF 89 X FF 88 1-0 SH1 ① 1-2		X SI 92 0-0 G6-3 ②		2 0 0 0 1 0	0 0 0 0 0 0	0 0 0 0 0 0	0 0 0 0 0 0	0 0 0 0 0 0	1 0 0 0 0 0	2 0 0 0 0 0
Inning Stats	R: 0 E: 0 K: 1 S: 11 H: 1 LOB: 1 BB: 0 P: 16	R: 0 E: 0 K: 0 S: 6 H: 0 LOB: 0 BB: 0 P: 11	R: 0 E: 1 K: 0 S: 7 H: 0 LOB: 1 BB: 0 P: 9	R: 2 E: 0 K: 2 S: 15 H: 4 LOB: 2 BB: 0 P: 19	R: 2 E: 0 K: 0 S: 16 H: 4 LOB: 2 BB: 0 P: 24	R: 0 E: 0 K: 1 S: 10 H: 1 LOB: 1 BB: 0 P: 13	R: 1 E: 0 K: 1 S: 13 H: 2 LOB: 2 BB: 0 P: 18	R: 0 E: 0 K: 0 S: 8 H: 1 LOB: 1 BB: 0 P: 12		1B: 9 2B: 4 3B: 0 HR: 0	SF: 0 SAC: 1 DP: 0 HBP: 0			WP: 0 PB: 0 SB: 1 CS: 0	PA: 38		

	AB	R	H	RBI	BB	SO	LOB
	37	5	13	5	0	5	17

PITCHER		IP	WLS	BF	H	R	ER	SO	BB	IBB	HBP	BLK	WP	HR	S	P	ERA	WHIP
37 Jo-Jo Reyes, L ERA: 4.3	(1, 1)	6.2	L	32	11	5	5	5	0	0	0	0	0	0	74	105	6.75	1.650
57 Jorge Campillo, R ERA: 1.47	(7, 1)	0.1		2	1	0	0	0	0	0	0	0	0	0	4	5	0.00	3.000
46 Manny Acosta, R ERA: 4.0	(8, 1)	1.0		4	1	0	0	0	0	0	0	0	0	0	8	12	0.00	1.000

PITCHER	IP	WLS	BF	H	R	ER	SO	BB	IBB	HBP	BLK	WP	HR	S	P	ERA	WHIP

Atlanta Braves @ Philadelphia Phillies

Citizens Bank Park, Philadelphia, PA

Wed May 14 2008, 7:05 PM EDT

Att. 36,001 - Overcast - 69 F

TOP

livebaseballscorecards.com

Batter	1	2	3	4	5	6	7	8	9	AB	R	H	RBI	BB	SO	LOB
19 Yunel Escobar, R (1, 6) OBP: 0.393, SLG: 0.444	F SI 90 X SI 89 0-1 HR		B CH 74 B CH 74 B SI 88 B FF 88 4-0 11 FC6-4 BB	B CH 86 X CH 77 1-0 ②③ G6-4-3 1-2f		C FF 91 S CH 78 B FF 90 B SL 77 X CH 79 2-2 ① F7		X CH 82 0-0 ② G4-3		4	1	1	1	1	0	2
11 Mark Kotsay, L (1, 8) OBP: 0.363, SLG: 0.455	C SI 90 F SI 90 X CH 78 0-2 ① P6		X SI 87 0-0 ① FC6-4 10 2B 16 2B 1-2f		B SI 86 C CH 74 B SI 88 X CH 75 2-1 FC4 10 BB 16 1B 1B	X FF 92 0-0 10 FC4-6 1B		B CH 86 X CH 85 1-0 ③ G3		5	2	2	0	0	0	1
10 Chipper Jones, S (1, 5) OBP: 0.479, SLG: 0.705	X SI 90 0-0 HR		B SI 87 B SI 91 C CH 80 B SI 86 X CH 79 3-1 16 2B 1-3 2B		B SI 91 B SI 90 B SI 88 B SI 88 4-0 FC4 1-2 BB	B CH 87 D CH 80 C FF 88 X FF 88 2-1 ② FC4-6 1-2f			B SL 81 B FF 90 C CH 85 S SL 81 X SL 80 2-2 ① G4-3	4	2	2	1	1	0	1
Mark Teixeira, S (1, 3) OBP: 0.350, SLG: 0.423	B SI 90 B SI 90 B SI 92 C SI 90 F FF 86 B CH 81 4-2 16 G6-3 BB		S CH 77 D SL 80 S CH 79 C SI 92 1-3 ② K		B C CH 78 S SI 90 X CH 79 1-2 ① FC4 7 G2-3 16 1B 1 1B 1-2f 2-3	B FF 91 F FF 92 B CH 86 S CH 79 S CH 80 2-3 ③ K			B FF 91 B SL 81 C CH 85 F CH 85 B FF 91 S CH 87 3-3 ② K	4	1	0	0	1	3	5
16 Brian McCann, L (1, 2) OBP: 0.379, SLG: 0.574	C SI 88 X SI 88 0-1 ②③ G6-3 1-2f		X SI 88 0-0 2-H 3-H 2B		B CH 79 X SI 88 1-0 7 G2-3 1 1B 1-2 3-H 1B		C SI 88 S CH 81 B CH 82 B CH 81 F SI 88 X CH 81 2-2 ① G3-1		C CH 86 B FF 91 B CH 87 S SL 82 B CH 86 F SL 81 B SL 81 4-2 BB	4	1	2	3	1	0	1
7 Jeff Francoeur, R (1, 9) OBP: 0.318, SLG: 0.425		C SI 89 B CH 85 C SI 89 B CH 85 C SI 90 2-3 ① K	C SI 90 F SI 91 S SI 91 0-3 ③ K		X FF 87 0-0 ② G2-3 1-2 2-3		X SI 89 0-0 1B		S SL 82 S SL 82 B SL 82 1 SAFE X SL 82 1-2 ③ L4	5	0	1	0	0	2	4
2 Kelly Johnson, L (1, 4) OBP: 0.345, SLG: 0.468		X SI 90 0-0 HR		B CH 75 C CU 74 B CH 85 X CH 80 2-1 47 1B 2B	I IN 62 I IN 61 I IN 62 I IN 61 4-0 1 1B IBB		F SL 86 B CH 80 B CH 78 X SI 87 2-1 ② F8			3	1	2	1	1	0	1
1 Grégor Blanco, L (1, 7) OBP: 0.420, SLG: 0.368		B SI 90 S SI 89 C FF 86 C SI 90 1-3 ② K		T SI 88 B CH 85 F SI 88 S CH 79 1-3 ① K	C FF 90 D CH 77 F FF 90 F FF 90 B FF 90 F FF 91 F FF 90 F FF 91 B SI 92 3-2 X FF 90 47 FC6-4 1-3 2-H 3-H 1B		1 SAFE B SI 88 B SI 89 X SI 87 2-0 ③ F8			4	0	1	2	0	2	2
47 Tom Glavine, L (1, 1) OBP: 0.231, SLG: 0.167 30 Jeff Bennett, R (6, 1) Will Ohman, L (7, 1) 8 Ruben Gotay, S (8, PH) OBP: 0.383, SLG: 0.273 Royce Ring, L (8, 1) 56 Blaine Boyer, R (8, 1)		B SI 89 C SI 89 C CH 77 T CH 77 1-2 ③ K		S CH 77 B SI 88 C CH 78 B CH 78 X CH 85 2-2 19 G6-4-3 2-3 1B	B FF 91 C FF 90 C CH 87 X FF 88 1-2 ③ FC6-4 1-2f			F CH 85 B CH 86 B FF 90 X CH 83 2-1 ① G4-3		3 0 0 0 1 0 0 0	0 0 0 0 0 0 0 0	1 0 0 0 0 0 0 0	0 0 0 0 0 0 0 0	0 0 0 0 0 0 0 0	1 0 0 0 0 0 0 0	2 0 0 0 0 0 0 0
Inning Stats	R: 2 E: 0 K: 0 S: 10 H: 2 LOB: 0 BB: 1 P: 14	R: 1 E: 0 K: 3 S: 10 H: 1 LOB: 0 BB: 0 P: 14	R: 2 E: 1 K: 2 S: 10 H: 2 LOB: 1 BB: 1 P: 18	R: 0 E: 0 K: 1 S: 9 H: 2 LOB: 1 BB: 0 P: 15	R: 3 E: 0 K: 0 S: 17 H: 3 LOB: 2 BB: 2 P: 33	R: 0 E: 0 K: 1 S: 9 H: 1 LOB: 1 BB: 0 P: 15	R: 0 E: 0 K: 0 S: 8 H: 1 LOB: 1 BB: 0 P: 14	R: 0 E: 0 K: 0 S: 4 H: 0 LOB: 0 BB: 0 P: 7	R: 0 E: 0 K: 1 S: 12 H: 0 LOB: 1 BB: 1 P: 22	1B: 6 2B: 3 3B: 0 HR: 3 SF: 0 SAC: 0 DP: 2 HBP: 0						

AB	37
R	8
H	12
RBI	8
BB	5
SO	8
LOB	19

PITCHER		IP	WLS	BF	H	R	ER	SO	BB	IBB	HBP	BLK	WP	HR	S	P	ERA	WHIP
39 Brett Myers, R ERA: 5.91	(1, 1)	4.1	L	23	9	8	6	6	3	0	0	0	0	3	45	75	12.46	2.769
46 Ryan Madson, R ERA: 4.66	(5, 1)	1.2		8	2	0	0	1	0	1	0	0	0	0	20	34	0.00	1.200
55 Clay Condrey, R ERA: 5.52	(7, 1)	1.0		4	1	0	0	0	0	0	0	0	0	0	8	14	0.00	1.000
57 Rudy Seanez, R ERA: 1.59	(8, 1)	2.0		7	0	0	0	1	1	0	0	0	0	0	16	29	0.00	0.500

PITCHER	IP	WLS	BF	H	R	ER	SO	BB	IBB	HBP	BLK	WP	HR	S	P	ERA	WHIP

WP: 0 PA: 42
PB: 0
SB: 0
CS: 0

BOTTOM

Atlanta Braves @ Philadelphia Phillies

Citizens Bank Park, Philadelphia, PA

Wed May 14 2008, 7:05 PM EDT

Att. 36,001 - Overcast - 69 F

livebaseballscorecards.com

Batter	1	2	3	4	5	6	7	8	9	AB	R	H	RBI	BB	SO	LOB
11 Jimmy Rollins, S (1, 6) OBP: 0.308, SLG: 0.508	B FC 79 C FC 80 F CH 72 X CH 74 1-2 G5-3 ①		B FF 82 X FF 83 1-0 L9 ③			X FF 82 0-0 8 G6-3 26 HR 2B 1-3 2-H	B FF 87 C FF 88 B SL 78 X FF 87 2-1 G5-3 ③		B CU 75 B SI 94 C SI 93 C CU 76 X CU 76 2-2 8 S 1B 1-3 2-H	5	1	2	2	0	0	1
8 Shane Victorino, S (1, 9) OBP: 0.283, SLG: 0.286	B FF 80 X CH 74 1-0 P4 ②			C FF 81 C FC 79 C CH 75 0-3 K ①		X CH 76 0-0 G6-3 ① 2-3 3-H		C SI 86 X SI 87 0-1 G4-3 ①	B SI 93 C CH 84 X CU 76 1-1 F9 ③ 1-2	5	0	0	1	0	1	3
26 Chase Utley, L (1, 4) OBP: 0.402, SLG: 0.677	C FF 81 C CH 74 F FF 80 F FC 77 B FF 80 B CH 75 F FF 82 X CH 76 2-2 G4-3 ③			B CH 75 C FF 81 B FC 77 C FF 83 X CH 76 2-2 L9 ②		B CH 76 S CH 76 F CH 76 X FC 79 1-2 3-H HR		C SI 87 B CU 71 S SI 88 X SI 88 1-2 F7 ②		4	1	1	2	0	0	0
6 Ryan Howard, L (1, 3) OBP: 0.285, SLG: 0.385		B FF 80 B FF 80 C FF 82 C CH 75 B CH 76 X FF 82 3-2 G4-3 ①		B FC 79 S CH 76 B CH 76 S CH 76 F FF 83 F CH 77 B CH 76 F CH 76 F FF 83 3-3 K ③		X FF 82 0-0 G3 ②		B CU 72 F SI 87 B CU 72 X SI 88 2-1 HR		4	1	1	1	0	1	0
Pat Burrell, R (1, 7) OBP: 0.434, SLG: 0.595		B FF 81 C FC 79 X CH 75 1-1 G5-3 ②			F FF 80 B CH 75 B FF 83 S CH 75 F CH 75 S CH 76 2-3 K ①	B CH 74 B FF 83 B FF 82 B FF 82 4-0 28 BB BB		B SI 95 B SI 94 X SI 94 2-0 G6-3 ③		3	0	0	0	1	1	0
28 Jayson Werth, R (1, 8) OBP: 0.339, SLG: 0.491		B FF 80 B FF 82 X CH 76 2-0 G5-3 ③			B FC 80 C FF 82 C CH 74 C CH 76 1-3 K ②	B SI 87 B SI 87 B SI 88 C SI 88 B SI 87 4-1 1-2 BB			F SI 94 B SI 94 B CU 76 B SI 93 F FF 94 F SI 93 S SI 92 3-3 K ①	3	0	0	0	1	2	0
7 Pedro Feliz, R (1, 5) OBP: 0.282, SLG: 0.406			B CH 74 B FF 80 C FF 81 X CH 74 2-1 G5-3 ①		B CH 75 B FF 81 X FF 81 2-0 P4 ③	C SI 88 B SL 80 X SL 79 1-1 L7 ③			X SI 94 0-0 P3 ②	4	0	0	0	0	0	2
27 Chris Coste, R (1, 2) OBP: 0.418, SLG: 0.559			C FF 81 C CH 75 B FF 82 X SL 72 1-2 39 SH1-4 1B			X FF 81 0-0 4 BB 11 2B 1B	B SI 87 B SI 87 F SI 88 X SI 88 2-1 G5-4-3 1B		C CU 75 C CU 76 B CU 76 X SI 94 1-2 19 1B 11 1B 1B	4	2	4	0	0	0	0
39 Brett Myers, R (1, 1) 46 Ryan Madson, L (5, 1) 4 Eric Bruntlett, R (6, PH) OBP: 0.311, SLG: 0.349 55 Clay Condrey, R (7, 1) 10 Geoff Jenkins, L (7, PH) OBP: 0.291, SLG: 0.345 So Taguchi, R (7, PH) OBP: 0.229, SLG: 0.222 57 Rudy Seanez, R (8, 1) 19 Greg Dobbs, L (9, PH) OBP: 0.368, SLG: 0.481			L FF 81 B FF 80 X FF 82 1-1 SH1-4 ② 1-2			B FF 81 C CH 76 B FF 81 B CH 75 B FF 81 4-1 11 2B 8 G6-3 1-2 BB	X FF 87 0-0 G5-4-3 ①② 1-2f		C SI 94 B SI 93 X CU 75 1-1 11 1B 1-2 1B	0 0 0 0 0 0 1 0 1	0 0 1 0 0 0 0 0 0	0 0 0 0 0 0 0 0 1	0 0 0 1 0 0 0 0 0	0 0 0 0 0 0 0 0 0	0 0 0 0 0 0 0 1 0	0 0 0 0 0 0 1 0 0
Inning Stats	R: 0 E: 0 K: 0 S: 10 H: 0 LOB: 0 BB: 0 P: 14	R: 0 E: 0 K: 0 S: 6 H: 0 LOB: 0 BB: 0 P: 12	R: 0 E: 0 K: 0 S: 8 H: 1 LOB: 1 BB: 0 P: 13	R: 0 E: 0 K: 2 S: 13 H: 0 LOB: 0 BB: 0 P: 18	R: 0 E: 0 K: 2 S: 8 H: 0 LOB: 0 BB: 0 P: 13	R: 4 E: 0 K: 0 S: 11 H: 3 LOB: 2 BB: 3 P: 25	R: 0 E: 0 K: 0 S: 5 H: 1 LOB: 0 BB: 0 P: 9	R: 1 E: 0 K: 0 S: 8 H: 1 LOB: 0 BB: 0 P: 13	R: 1 E: 0 K: 1 S: 15 H: 3 LOB: 2 BB: 0 P: 23	1B: 6 2B: 1 3B: 0 HR: 2 SF: 0 SAC: 1 DP: 1 HBP: 0						

	AB	34
	R	6
	H	9
	RBI	6
	BB	3
	SO	5
	LOB	7

	WP: 0	PA: 38
	PB: 0	
	SB: 1	
	CS: 0	

PITCHER		IP	WLS	BF	H	R	ER	SO	BB	IBB	HBP	BLK	WP	HR	S	P	ERA	WHIP
47 Tom Glavine, L ERA: 4.41	(1, 1)	5.2	W	23	4	4	4	4	2	0	0	0	0	1	53	87	6.35	1.059
30 Jeff Bennett, R ERA: 3.66	(6, 1)	0.1		3	1	0	0	0	1	0	0	0	0	0	5	12	0.00	6.000
Will Ohman, L ERA: 2.7	(7, 1)	1.0		2	0	0	0	0	0	0	0	0	0	0	3	5	0.00	0.000
Royce Ring, L ERA: 7.11	(8, 1)	0.2		3	1	1	1	0	0	0	0	0	0	1	7	10	13.50	1.500
56 Blaine Boyer, R ERA: 4.18	(8, 1)	1.1	S	7	3	1	1	1	0	0	0	0	0	0	16	26	6.75	2.250

PITCHER	IP	WLS	BF	H	R	ER	SO	BB	IBB	HBP	BLK	WP	HR	S	P	ERA	WHIP

Atlanta Braves @ Philadelphia Phillies

Citizens Bank Park, Philadelphia, PA

Thu May 15 2008, 7:05 PM EDT

Att. 34,120 - Partly Cloudy - 75 F

TOP

livebaseballscorecards.com

Batter	1	2	3	4	5	6	7	8	9	AB	R	H	RBI	BB	SO	LOB
19 Yunel Escobar, R (1, 6) OBP: 0.389, SLG: 0.435	X FF 88 0-0 ① G6-3		B CH 80 F CH 79 F FF 90 B FF 92 S CH 79 2-3 ③ K			X CH 76 0-0 ② F9		T CH 78 B FF 90 D CU 75 S FF 90 B CH 80 B CH 78 4-2 4 FC6-4 1-2 BB		3	0	0	0	1	1	1
4 Omar Infante, R (1, 5) OBP: 0.294, SLG: 0.353	C FF 89 C FF 90 X FF 92 0-2 1B			C FF 88 X CH 77 0-1 ① G5-3		C CH 77 F FF 89 B CH 81 X FF 91 1-2 ③ F7		C FF 89 C CU 74 X FF 91 0-2 ③ FC6-4 1-2f		4	0	1	0	0	0	3
7 Jeff Francoeur, R (1, 9) OBP: 0.316, SLG: 0.421	X FF 91 0-0 ② F9			S CH 78 S CH 79 X FF 89 0-2 ② F9			B CH 77 B FF 89 C FF 89 X FF 90 2-1 ① F9		F FF 89 B FF 90 S CH 78 X CH 81 1-2 G6-4-3 1B	4	0	1	0	0	0	1
Mark Teixeira, S (1, 3) OBP: 0.341, SLG: 0.411	B FF 89 C FF 90 C FF 91 B FC 92 S CH 78 2-3 ③ K			B FF 89 S CH 78 S CH 81 B CU 76 X FF 90 2-2 ③ L3			F FF 90 C CU 74 B FF 92 B CH 79 F CH 80 F CU 75 F CH 79 X CH 79 2-2 ② G5-3		F FF 90 B FF 92 X CH 80 1-1 ①② G6-4-3 1-2f	4	0	0	0	0	1	2
16 Brian McCann, L (1, 2) OBP: 0.376, SLG: 0.571		C FF 88 B CU 72 C FF 88 B CU 76 F CH 78 F CH 79 B FF 90 X CH 79 3-2 ① G4-3			X FF 87 0-0 ① F8		C CU 74 S CH 79 X FF 91 0-2 2B		B CU 74 F CH 79 B CU 75 S FF 90 S FC 82 2-3 ③ K	4	0	1	0	0	1	0
23 Matt Diaz, R (1, 7) OBP: 0.272, SLG: 0.333		B FF 89 B CH 79 C CH 78 X FF 90 2-1 ② G5-3			B FF 88 T FF 88 S CH 78 S CH 79 1-3 ② K		B CH 77 X FF 90 1-0 ③ F9			3	0	0	0	0	1	1
11 Mark Kotsay, L (1, 8) OBP: 0.358, SLG: 0.449 57 Jorge Campillo, R (5, 1) Greg Norton, S (8, PH) OBP: 0.486, SLG: 0.414 Chris Resop, R (8, 1)		S FF 89 S FF 90 B FF 90 F FF 90 B FF 90 F FF 91 X FF 91 2-2 ③ G1-3			B FF 88 X FF 89 1-0 ③ F9			C CH 76 S CU 74 F CH 79 B CH 79 F FF 90 B CH 78 B FF 91 F CH 80 B FF 91 4-2 19 BB BB		2 0 0 0	0 0 0 0	0 0 0 0	0 0 1 0	0 0 0 0	0 0 0 0	0 0 0 0
8 Ruben Gotay, S (1, 4) OBP: 0.355, SLG: 0.240			C FF 89 C FF 90 X FF 90 0-2 ① G4-3			X FF 88 0-0 ① F8		C CH 78 X FF 90 0-1 ① F8		3	0	0	0	0	0	1
Chuck James, L (1, 1) 1 Grégor Blanco, L (5, 8) OBP: 0.422, SLG: 0.371			C FF 90 F FF 91 F FF 91 B CU 76 F FF 90 S CU 76 1-3 ② K			X FF 87 0-0 1B		B FF 89 C FF 89 C FF 89 S CH 81 1-3 ② K		1 2	0 0	0 1	0 0	0 0	1 1	0 1
Inning Stats	R: 0 E: 0 K: 1 S: 8 H: 1 LOB: 1 BB: 0 P: 10	R: 0 E: 0 K: 0 S: 12 H: 0 LOB: 0 BB: 0 P: 19	R: 0 E: 0 K: 2 S: 11 H: 0 LOB: 0 BB: 0 P: 14	R: 0 E: 0 K: 0 S: 8 H: 0 LOB: 0 BB: 0 P: 10	R: 0 E: 0 K: 1 S: 5 H: 0 LOB: 0 BB: 0 P: 7	R: 0 E: 0 K: 0 S: 6 H: 1 LOB: 1 BB: 0 P: 7	R: 0 E: 0 K: 0 S: 12 H: 1 LOB: 1 BB: 0 P: 17	R: 0 E: 0 K: 1 S: 15 H: 0 LOB: 2 BB: 2 P: 24	R: 0 E: 0 K: 1 S: 8 H: 1 LOB: 0 BB: 0 P: 12	1B: 3 2B: 1 3B: 0 HR: 0	SF: 0 SAC: 0 DP: 1 HBP: 0	WP: 0 PB: 0 SB: 0 CS: 0	PA: 32			

	AB	30
	R	0
	H	4
	RBI	0
	BB	2
	SO	6
	LOB	10

PITCHER	IP	WLS	BF	H	R	ER	SO	BB	IBB	HBP	BLK	WP	HR	S	P	ERA	WHIP
35 Cole Hamels, L (1, 1) ERA: 2.89	9.0	W	32	4	0	0	6	2	0	0	0	0	0	85	120	0.00	0.667

PITCHER	IP	WLS	BF	H	R	ER	SO	BB	IBB	HBP	BLK	WP	HR	S	P	ERA	WHIP

Batter	1	2	3	4	5	6	7	8	9	AB	R	H	RBI	BB	SO	LOB
11 Jimmy Rollins, S (1, 6) OBP: 0.329, SLG: 0.507	B FF 84 X FF 85 1-0 6 BB 26 S 1B	C SL 78 D CH 79 B SL 77 X SL 77 2-1 1-2 8 G6-4-3 1B		B FF 86 C FF 86 B FF 86 B FF 86 B SL 76 4-1 8 HR BB		F SI 85 S CH 74 X CU 70 0-2 ① ② F7-2 3-H		X SI 92 0-0 ② F8		4	1	2	0	1	0	3
8 Shane Victorino, S (1, 9) OBP: 0.280, SLG: 0.309	C FF 85 ① S SL 76 1 SAFE B FF 86 X FF 85 1-2 P6	B FF 87 X SL 77 1-0 ② ③ G6-4-3 1-2f		X FF 85 0-0 1-H HR		S CH 73 X CH 75 0-1 ③ G4-3		F SI 92 X SI 92 0-1 ③ FC6 1-2f		5	1	1	2	0	0	5
26 Chase Utley, L (1, 4) OBP: 0.399, SLG: 0.665	B FF 85 C SL 78 B FF 86 1 SAFE B SL 78 C SL 77 B FF 85 4-2 6 BB 1-2 BB	C FF 85 F FF 86 F FF 87 F SL 78 X SL 78 0-2 ① P2	X FF 86 0-0 ② G4-3			B SI 86 X SI 84 1-0 ① P5				3	0	0	0	1	0	0
6 Ryan Howard, L (1, 3) OBP: 0.290, SLG: 0.404	B FF 86 B FF 87 B FF 87 F FF 87 B FF 87 4-1 1-2 2-3 BB	B CH 79 B FF 86 S SL 78 C FF 87 F FF 86 X SL 78 2-2 HR	C SL 77 F FF 86 B FF 88 B SL 77 B CH 79 X SL 79 3-2 ③ G5-3			C CU 70 S CH 75 B CH 75 B CU 71 F CH 76 F CH 75 B SI 86 F CH 75 S CH 76 3-3 ② K				3	1	1	1	1	0
Pat Burrell, R (1, 7) OBP: 0.435, SLG: 0.590 So Taguchi, R (7, PR) OBP: 0.229, SLG: 0.222 (8, 7)	X FF 87 0-0 ② F6	B FF 87 B FF 87 B SL 79 F FF 87 B FF 87 4-1 28 WP 7 1B BB	F SI 86 B SI 85 B FF 80 F CH 80 C CU 70 2-3 ① K			C SI 85 X FF 82 0-1 28 1B 1B				3 0	1 0	1 0	0 0	1 0	1 0	3 0
28 Jayson Werth, R (1, 8) OBP: 0.344, SLG: 0.491	C FF 88 B FF 88 B SL 78 F FF 87 X SL 78 2-2 ③ L6	B FF 86 C FF 86 F CH 77 F FF 86 B CH 76 B FF 87 X FF 86 3-2 ② 1-2 F8			B SI 86 C FF 81 X CH 77 1-1 7 G6-3 1B	C FF 81 C CU 69 1 SAFE X CU 71 0-2 1-2 1B				4	0	2	0	0	0	4
7 Pedro Feliz, R (1, 5) OBP: 0.288, SLG: 0.431		X FF 84 0-0 HR	D CH 76 X FF 87 1-0 2-H 1B		C SI 85 1 SAFE X SL 82 0-1 ② ③ G6-3 1-2f	S FC 82 B CH 75 X CH 75 1-1 ③ F7				4	1	2	2	0	0	3
27 Chris Coste, R (1, 2) OBP: 0.423, SLG: 0.565		B FF 86 B SL 78 B FF 86 B FF 86 4-0 35 FC5-6 BB	T FF 87 X FF 86 0-1 ③ F8			B CU 77 C SI 84 S SL 80 B SI 87 F FF 82 X FF 81 2-2 35 1B 11 F7-2 2B		C SI 92 X SI 89 0-1 ① G6-3		3	0	1	0	1	0	1
35 Cole Hamels, L (1, 1) OBP: 0.320, SLG: 0.360		B FF 83 X FF 84 1-0 ① FC5-6 11 1B 1-2f		X FF 84 0-0 ① G5-3		B SI 85 X SI 84 1-0 2-3 1B		F SI 94 B CU 75 S SI 94 X SI 94 1-2 8 FC6 1B		4	0	2	0	0	0	1
Inning Stats	R: 0 E: 0 K: 0 S: 11 H: 1 LOB: 3 BB: 2 P: 23	R: 1 E: 0 K: 0 S: 5 H: 2 LOB: 1 BB: 1 P: 13	R: 2 E: 0 K: 0 S: 17 H: 2 LOB: 1 BB: 1 P: 27	R: 2 E: 0 K: 0 S: 7 H: 1 LOB: 0 BB: 1 P: 14	R: 0 E: 0 K: 1 S: 7 H: 1 LOB: 0 BB: 0 P: 10	R: 0 E: 0 K: 0 S: 10 H: 2 LOB: 1 BB: 0 P: 13	R: 0 E: 0 K: 1 S: 14 H: 2 LOB: 2 BB: 0 P: 19	R: 0 E: 0 K: 0 S: 8 H: 1 LOB: 1 BB: 0 P: 9		1B: 8 2B: 2 3B: 0 HR: 3	SF: 0 SAC: 0 DP: 3 HBP: 0			WP: 1 PB: 0 SB: 1 CS: 0	PA: 38	

BOTTOM

Atlanta Braves @ Philadelphia Phillies

Citizens Bank Park, Philadelphia, PA

Thu May 15 2008, 7:05 PM EDT
Att. 34,120 - Partly Cloudy - 75 F

livebaseballscorecards.com

AB	33
R	5
H	12
RBI	5
BB	5
SO	2
LOB	20

PITCHER		IP	WLS	BF	H	R	ER	SO	BB	IBB	HBP	BLK	WP	HR	S	P	ERA	WHIP
Chuck James, L ERA: 8.22	(1, 1)	4.0	L	22	6	5	5	0	5	0	0	0	1	3	40	77	11.25	2.750
57 Jorge Campillo, R ERA: 1.27	(5, 1)	3.0		12	5	0	0	2	0	0	0	0	0	0	31	42	0.00	1.667
Chris Resop, R ERA: 7.15	(8, 1)	1.0		4	1	0	0	0	0	0	0	0	0	0	8	9	0.00	1.000

PITCHER	IP	WLS	BF	H	R	ER	SO	BB	IBB	HBP	BLK	WP	HR	S	P	ERA	WHIP

Oakland Athletics @ Atlanta Braves

Turner Field, Atlanta, GA

Fri May 16 2008, 7:30 PM EDT

Att. 31,004 - Cloudy - 63 F

TOP

livebaseballscorecards.com

Batter	1	2	3	4	5	6	7	8	9	AB	R	H	RBI	BB	SO	LOB
22 Jack Hannahan, L (1, 5) OBP: 0.394, SLG: 0.354	1-2: 7 1B 1B	2-1: G3 1-2 3-H		1-0: F8		3-3: K			1-3: K	5	0	1	1	0	2	3
7 Bobby Crosby, R (1, 6) OBP: 0.337, SLG: 0.394	1-0: 10 FC4-6 1-2 1B	2-2: 2-H 1B		2-2: 1-3 2B		4-2: 1-2 BB			3-2: P3	4	0	3	0	1	0	0
32 Jack Cust, L (1, 7) OBP: 0.416, SLG: 0.386	3-2: F7		4-2: 10 1B BB	4-0: IBB		0-3: K			1-1: G1-3	3	0	0	0	2	1	4
Emil Brown, R (1, 9) OBP: 0.286, SLG: 0.381	1-0: F9		2-3: K	1-2: G6-3			2-1: G6-3			4	0	0	0	0	1	6
10 Daric Barton, L (1, 3) OBP: 0.324, SLG: 0.327	2-1: FC4-6 1-2f		0-1: 15 FC6 1-2 1B		2-1: F9		2-1: F8			4	0	1	0	0	0	2
8 Kurt Suzuki, R (1, 2) OBP: 0.307, SLG: 0.289		2-1: 15 2B 1B	1-2: K		0-0: F9		1-3: K			4	0	1	0	0	2	2
15 Ryan Sweeney, L (1, 8) OBP: 0.346, SLG: 0.363		2-2: 30 SH 1-H 2B	0-0: FC6 1-2f		1-1: P5			0-0: 12 FC1-6 1B		4	1	2	0	0	0	2
12 Donnie Murphy, R (1, 4) OBP: 0.281, SLG: 0.314		4-1: 30 SH 22 G3 BB		2-3: K		0-0: L6		2-1: FC1-6 5 G5-4-3 1-2f		3	1	0	0	1	1	1
30 Dana Eveland, L (1, 1) OBP: 1.000, SLG: 1.000 33 Joey Devine, R (6, 1) 5 Mike Sweeney, R (8, PH) OBP: 0.375, SLG: 0.436 Alan Embree, L (8, 1)		0-0: SH 22 G3 7 1B 1-3 3-H		2-2: 7 2B 1B		4-2: 7 BB BB		0-1: G5-4-3 1-2f		1 0 1 0	0 0 0 0	1 0 0 0	0 0 0 0	1 0 0 0	0 0 0 0	0 0 1 0
Inning Stats	R: 0 E: 0 K: 0 S: 13 H: 2 LOB: 2 BB: 0 P: 21	R: 2 E: 1 K: 0 S: 14 H: 3 LOB: 2 BB: 1 P: 26	R: 0 E: 0 K: 2 S: 13 H: 1 LOB: 2 BB: 1 P: 20	R: 0 E: 0 K: 1 S: 14 H: 2 LOB: 3 BB: 1 P: 26	R: 0 E: 0 K: 0 S: 5 H: 0 LOB: 0 BB: 0 P: 8	R: 0 E: 0 K: 2 S: 11 H: 0 LOB: 2 BB: 2 P: 22	R: 0 E: 0 K: 1 S: 7 H: 0 LOB: 0 BB: 0 P: 12	R: 0 E: 0 K: 0 S: 5 H: 1 LOB: 0 BB: 0 P: 7	R: 0 E: 0 K: 1 S: 8 H: 0 LOB: 0 BB: 0 P: 13	1B: 7 2B: 2 3B: 0 HR: 0		SF: 0 SAC: 1 DP: 1 HBP: 0		WP: 0 PB: 0 SB: 0 CS: 0	PA: 39	

	AB	33
	R	2
	H	9
	RBI	1
	BB	5
	SO	7
	LOB	21

PITCHER		IP	WLS	BF	H	R	ER	SO	BB	IBB	HBP	BLK	WP	HR	S	P	ERA	WHIP
49 Jair Jurrjens, R ERA: 2.82	(1, 1)	5.0		25	8	2	0	3	2	1	0	0	0	0	59	101	0.00	2.000
Will Ohman, L ERA: 2.55	(6, 1)	1.0		5	0	0	0	2	2	0	0	0	0	0	11	22	0.00	2.000
30 Jeff Bennett, R ERA: 3.55	(7, 1)	1.0		3	0	0	0	1	0	0	0	0	0	0	7	12	0.00	0.000
46 Manny Acosta, R ERA: 3.6	(8, 1)	2.0	W	6	1	0	0	1	0	0	0	0	0	0	13	20	0.00	0.500

PITCHER	IP	WLS	BF	H	R	ER	SO	BB	IBB	HBP	BLK	WP	HR	S	P	ERA	WHIP

Oakland Athletics @ Atlanta Braves

Turner Field, Atlanta, GA

Fri May 16 2008, 7:30 PM EDT

Att. 31,004 - Cloudy - 63 F

livebaseballscorecards.com

BOTTOM

Batter	1	2	3	4	5	6	7	8	9	AB	R	H	RBI	BB	SO	LOB
19 Yunel Escobar, R (1, 6) OBP: 0.380, SLG: 0.425	C FF 91 X SL 84 0-1 G5-3 ①		C SI 91 B FF 92 X SL 85 1-1 G6-3 ②		1 SAFE F SL 83 B SI 92 B SL 84 X FF 92 2-1 FC6-4 ③ 1-2f		1 SAFE 1 SAFE C FF 94 B FF 94 S SL 82 1 SAFE F FF 95 B SL 81 X SL 82 2-2 G5-3 ② 1-3			4	0	0	0	0	0	2
4 Omar Infante, R (1, 4) OBP: 0.286, SLG: 0.333	B FF 92 C FF 91 B FF 92 X FF 92 2-1 G6-3 ②		B SI 92 B CH 84 C FF 92 F FF 92 F SL 83 X FF 93 2-2 G6-3 ③			C SI 91 B SL 83 C CH 82 X SI 91 1-2 G6-4-3 10 1B 7 1B 1B	S FF 94 B SL 82 B FF 95 C FF 95 B FF 95 F FF 95 F FF 95 F FF 94 F FF 94 3-3 F FF 94 S FF 94 K ③			4	1	1	0	0	1	1
10 Chipper Jones, S (1, 5) OBP: 0.485, SLG: 0.705	B FF 92 C FF 92 X CH 84 1-1 F9 ③			B FF 91 B FF 91 B SI 91 C SI 91 B FF 92 4-1 BB		F SI 91 B SI 91 F FF 91 B SL 80 X SI 92 2-2 G6-4-3 1-2 1B		X FF 94 0-0 16 1B 11 2B 1B		3	1	2	0	1	0	0
Mark Teixeira, S (1, 3) OBP: 0.333, SLG: 0.400		B SI 90 X SI 89 1-0 G6-3 ①		B SI 90 F FF 92 X FF 91 1-1 P6 ①		B SI 90 F SI 90 X SI 90 1-1 G6-4-3 ①② 1-2f 2-3		B FF 92 B FF 93 B FF 92 C FF 92 C FF 93 X FF 94 3-2 F8 ①		4	0	0	0	0	0	4
7 Jeff Francoeur, R (1, 9) OBP: 0.315, SLG: 0.417		C SI 91 X SL 83 0-1 G5-3 ②		F SL 81 F SL 82 F FF 94 X SL 84 0-2 L7 ②		X SL 84 0-0 16 2B 3-H 1B		B FF 93 S FF 94 B FF 94 S FF 94 F FF 93 S FF 95 2-3 K ②		4	1	1	1	0	1	2
16 Brian McCann, L (1, 2) OBP: 0.385, SLG: 0.590		C FF 93 F FF 94 B SL 84 F SL 84 B FF 94 X FF 94 2-2 2B		B SL 84 F FF 93 C SL 82 D SL 85 C SL 83 2-3 K ③		F FF 93 X SL 82 0-1 1-H 2B		X FF 94 0-0 11 2B 1-3 1B		4	0	3	1	0	1	1
23 Matt Diaz, R (1, 7) OBP: 0.284, SLG: 0.339 11 Mark Kotsay, L (6, PH) OBP: 0.360, SLG: 0.457 (7, 8)		B SL 84 B SL 84 F SL 84 B SI 94 C SL 84 F SL 84 B SL 84 4-2 BB			B SI 89 B SL 82 X SI 89 2-0 1 CS 1B	C SL 81 S FF 94 B FF 96 S SI 96 1-3 K2-3 ③		S FF 93 X FF 94 0-1 1-3 3-H 2B		1 2	0 0	1 1	0 1	1 0	0 1	0 1
1 Grégor Blanco, L (1, 8) OBP: 0.414, SLG: 0.356 (7, 7)		F FF 94 F SL 85 C FF 94 0-3 K ③			B FF 92 1 SAFE C FF 90 C SL 82 B FF 92 1 SAFE F SL 82 B SL 82 S SI 91 3-3 K ①② 1-2		F FF 93 B FF 94 B SL 80 F FF 95 B FF 96 B FF 95 4-2 19 G5-3 19 S BB	S FF 94 B SL 79 S FF 94 X SL 78 1-2 G4-3 ③		3	0	0	0	1	2	5
49 Jair Jurrjens, R (1, 1) OBP: 0.222, SLG: 0.125 8 Ruben Gotay, S (5, PH) OBP: 0.375, SLG: 0.240 Will Ohman, L (6, 1) 30 Jeff Bennett, R (7, 1) 47 Tom Glavine, L (7, PH) OBP: 0.214, SLG: 0.154 46 Manny Acosta, R (8, 1)			B FF 90 B FF 90 C FF 90 F SI 90 F FF 93 F SL 84 C SL 83 2-3 K ①		B SL 80 C FF 92 B FF 93 B CH 84 S SI 91 B SL 83 4-2 19 FC6-4 BB		B FF 94 1 SAFE B FF 93 1 SAFE B FF 93 C FF 93 X FF 93 3-1 B5 ①			1 0 0 0 1 0	0 0 0 0 0 0	0 0 0 0 0 0	0 1 0 0 0 0	1 0 0 0 0 0	0 0 0 0 0 0
Inning Stats	R: 0 E: 0 K: 0 S: 6 H: 0 LOB: 0 BB: 0 P: 9	R: 0 E: 0 K: 1 S: 13 H: 1 LOB: 2 BB: 1 P: 20	R: 0 E: 0 K: 1 S: 11 H: 0 LOB: 0 BB: 0 P: 16	R: 0 E: 0 K: 1 S: 10 H: 0 LOB: 1 BB: 1 P: 17	R: 0 E: 0 K: 1 S: 9 H: 1 LOB: 1 BB: 1 P: 20	R: 2 E: 0 K: 1 S: 14 H: 4 LOB: 1 BB: 0 P: 19	R: 0 E: 0 K: 1 S: 16 H: 0 LOB: 1 BB: 1 P: 28	R: 1 E: 0 K: 1 S: 14 H: 3 LOB: 2 BB: 0 P: 20		1B: 6 2B: 4 3B: 0 HR: 0	SF: 0 SAC: 0 DP: 2 HBP: 0		WP: 0 PB: 0 SB: 1 CS: 1	PA: 35	

	AB	31
	R	3
	H	9
	RBI	3
	BB	4
	SO	7
	LOB	17

PITCHER		IP	WLS	BF	H	R	ER	SO	BB	IBB	HBP	BLK	WP	HR	S	P	ERA	WHIP
30 Dana Eveland, L ERA: 3.23	(1, 1)	5.2		24	6	2	2	4	3	0	0	0	0	0	60	97	3.18	1.588
33 Joey Devine, R ERA: 0.51	(6, 1)	1.1		5	0	0	0	2	1	0	0	0	0	0	19	32	0.00	0.750
Alan Embree, L ERA: 3.72	(8, 1)	1.0	L	6	3	1	1	1	0	0	0	0	0	0	14	20	9.00	3.000

PITCHER	IP	WLS	BF	H	R	ER	SO	BB	IBB	HBP	BLK	WP	HR	S	P	ERA	WHIP

Batter	1	2	3	4	5	6	7	8	9	AB	R	H	RBI	BB	SO	LOB
22 Jack Hannahan, L (1, 5) OBP: 0.386, SLG: 0.346	C FF 90 B SI 90 B SI 92 C SI 91 F FS 80 X FS 80 2-2 G6-3	B SI 91 B SI 91 X SI 89 2-0 F7		C SI 90 B SI 90 S FC 84 B SI 90 F SI 91 F SI 90 X FC 85 2-2 7 G5-3 1-2 1B		C SI 88 X CU 72 0-2 F8		B FF 91 C FF 92 B FF 93 B FF 91 S FF 90 S FF 93 3-3 K		5	0	1	0	0	1	3
7 Bobby Crosby, R (1, 6) OBP: 0.333, SLG: 0.388	B FF 92 B FF 92 F SI 88 X SI 91 2-1 G3-1		C FC 83 F FS 79 X SI 90 0-2 BB 32 S 10 BB 1B	C SI 91 S SL 79 X SI 91 0-2 G5-3 1-2 2-3f		B FF 94 B FF 94 C FF 93 S FF 93 F FF 94 X FF 94 2-2 F9			B FF 92 S FF 92 F FF 94 F CU 79 B CU 79 F FF 94 X FF 93 2-2 F8	5	1	1	0	0	0	4
32 Jack Cust, L (1, 7) OBP: 0.418, SLG: 0.410 11 Rajai Davis, R (7, 8) OBP: 0.222, SLG: 0.255	B FF 90 X SI 90 1-0 HR		B SI 91 F SI 90 B SI 91 S FS 80 B SI 92 B FS 82 4-2 10 BB 8 G1-2-3 BB 1-2	C SI 92 C SI 91 C FC 86 0-3 K			B FF 92 F FF 93 C FF 93 X CU 81 1-2 G6-3		F FF 93 B FF 92 B FF 92 C FF 93 C FF 93 2-3 K	3 1	1 0	1 0	1 0	1 0	1 1	1 0
Emil Brown, R (1, 9) OBP: 0.283, SLG: 0.372 (7, 7)	B FF 90 S FC 84 S FC 85 B SI 90 S FC 85 2-3 K		B SI 92 S FC 85 B FC 85 B SI 91 B SI 90 4-1 8 G1-2-3 10 BB 1-2 2-3 BB		S SI 88 B FC 84 X SI 89 1-1 G6-3		B SI 93 B FF 92 C FF 90 F FF 92 B SI 94 X FF 91 3-2 F8		C CU 79 B CU 80 B FF 93 B CU 79 S FF 92 F FF 92 F FF 92 X CU 78 3-2 G4-3	4	0	0	0	1	1	0
10 Daric Barton, L (1, 3) OBP: 0.333, SLG: 0.324		F SI 88 B SI 90 B FS 79 B FS 79 F SI 90 B FS 80 4-2 8 FC4 15 HR BB	B SI 90 C SI 90 F FS 80 F FC 88 F SI 91 F FC 87 B SI 92 B CU 74 B FF 92 4-2 8 G1-2-3 1-2 2-3 3-H BB		B SI 88 C FS 78 B SI 89 X FS 82 2-1 F8		B FF 92 C CU 77 B CU 79 B FF 94 C FF 91 B CU 78 4-2 BB		1	1	0	1	3	0	0
8 Kurt Suzuki, R (1, 2) OBP: 0.300, SLG: 0.282		B SI 91 X SI 91 1-0 FC4 15 HR 1-2	B SI 91 B FC 84 F SI 90 B SI 90 X SI 88 3-1 G1-2-3 1-2 2-3 3-Hf		X SI 89 0-0 G4-3		1 SAFE F FF 92 C FF 92 C FF 94 0-3 K			4	1	0	0	0	1	5
15 Ryan Sweeney, L (1, 8) OBP: 0.361, SLG: 0.404 (7, 9)		B SI 90 C SI 90 X FS 81 1-1 1-H 2-H HR	I IN 45 I IN 46 I IN 48 4-0 IBB			C SI 86 X CU 69 0-1 12 SH5-4 1B		B FF 91 C FF 93 B FF 93 X FF 92 2-1 G6-3		3	1	2	3	1	0	0
12 Donnie Murphy, R (1, 4) OBP: 0.279, SLG: 0.309		F FF 92 F SI 92 X FC 85 0-2 P5	C FC 85 S FC 86 B FC 86 B SI 91 S FC 86 2-3 K			F SI 86 B SI 86 1 SAFE X CU 70 1-1 SH5-4 1-2 1B		S FF 93 C FF 95 B FF 95 B FF 94 F FF 93 X CU 79 2-2 F8		4	0	1	0	0	1	3
Rich Harden, L (1, 1) OBP: 0.500, SLG: 0.500 5 Mike Sweeney, R (8, PH) OBP: 0.371, SLG: 0.432 29 Keith Foulke, R (8, 1) Huston Street, R (9, 1)		C FF 88 X SI 88 0-1 G6-3		F SI 87 X SI 89 0-1 7 G5-3 22 1B 1B		B SI 86 B SI 87 L SI 86 C SI 87 X SI 88 2-2 SH5-4 1-2 2-3		F FF 93 X FF 93 0-1 E4		2 1 0 0	0 0 0 0	1 0 0 0	0 0 0 0	0 0 0 0	0 0 0 0	0 0 0 0

Inning Stats																								
	R: 1	H: 1	R: 3	H: 1	R: 1	H: 1	R: 0	H: 2	R: 0	H: 0	R: 0	H: 2	R: 0	H: 0	R: 0	H: 0	1B: 5	SF: 0	WP: 0	PA: 40
	E: 0	LOB: 0	E: 0	LOB: 0	E: 0	LOB: 3	E: 0	LOB: 1	E: 0	LOB: 0	E: 0	LOB: 2	E: 0	LOB: 1	E: 1	LOB: 1	2B: 0	SAC: 1	PB: 0	
	K: 1	BB: 0	K: 0	BB: 1	K: 1	BB: 4	K: 0	BB: 0	K: 0	BB: 0	K: 0	BB: 0	K: 1	BB: 1	K: 1	BB: 0	3B: 0	DP: 2	SB: 1	
	S: 10	P: 17	S: 11	P: 19	S: 16	P: 37	S: 13	P: 15	S: 5	P: 8	S: 14	P: 19	S: 11	P: 19	S: 11	P: 18	HR: 2	HBP: 0	CS: 0	

PITCHER		IP	WLS	BF	H	R	ER	SO	BB	IBB	HBP	BLK	WP	HR	S	P	ERA	WHIP
15 Tim Hudson, R ERA: 3.06	(1, 1)	5.0	L	24	5	5	5	3	4	1	0	0	0	2	55	96	9.00	1.800
Royce Ring, L ERA: 6.43	(6, 1)	0.2		4	2	0	0	0	0	0	0	0	0	0	10	13	0.00	3.000
Chris Resop, R ERA: 5.93	(6, 1)	2.1		9	0	0	0	2	1	0	0	0	0	0	26	43	0.00	0.429
54 Phil Stockman, R ERA:	(9, 1)	1.0		3	0	0	0	1	0	0	0	0	0	0	13	20	0.00	0.000

PITCHER	IP	WLS	BF	H	R	ER	SO	BB	IBB	HBP	BLK	WP	HR	S	P	ERA	WHIP

TOP

Oakland Athletics @ Atlanta Braves

Turner Field, Atlanta, GA

Sat May 17 2008, 7:00 PM EDT
Att. 38,324 - Partly Cloudy - 71 F

livebaseballscorecards.com

AB	33
R	5
H	7
RBI	5
BB	6
SO	6
LOB	16

Oakland Athletics @ Atlanta Braves

Turner Field, Atlanta, GA

Sat May 17 2008, 7:00 PM EDT

Att. 38,324 - Partly Cloudy - 71 F

BOTTOM

Batter	1	2	3	4	5	6	7	8	9	AB	R	H	RBI	BB	SO	LOB
19 Yunel Escobar, R (1, 6) OBP: 0.377, SLG: 0.419	X FF 91 0-0 ① F9		C FF 92 S SL 85 F FF 96 S SL 85 0-3 ③ K		X FF 94 0-0 1-2 3-H 1B			C SL 80 C SL 79 B SL 78 S FF 86 1-3 ① K		4	0	1	1	0	2	1
11 Mark Kotsay, L (1, 8) OBP: 0.357, SLG: 0.451 54 Phil Stockman, R (9, 1)	B FF 90 C FF 91 S SL 85 F FF 94 B SL 85 X SL 85 2-2 ② P6			S SL 84 B SL 85 X FF 93 1-1 1B	C FF 94 X SL 86 0-1 ③ G3			B FF 86 C SI 84 C SL 81 C FF 87 1-3 ② K		4 0	0 0	1 0	0 0	0 0	1 0	3 0
10 Chipper Jones, S (1, 5) OBP: 0.474, SLG: 0.686	C FF 93 B FF 93 C SL 85 B FF 96 S SL 87 2-3 ③ K			C FF 92 C FF 93 S FF 96 0-3 ① K		B SL 83 B FF 90 F FF 93 S SL 85 X FF 95 2-2 ① F8		X CH 72 0-0 ③ G4-3		4	0	0	0	0	2	2
Mark Teixeira, S (1, 3) OBP: 0.337, SLG: 0.409		C FF 90 B FF 92 F FF 93 B FF 95 F SL 86 B FF 96 X FF 95 3-2 1B		X FF 93 0-0 ② P6		B SL 87 B SL 85 F FF 94 X FF 93 2-1 ② G3-1			B SI 91 X SI 90 1-0 16 1B 7 FC5-4 2B	4	1	2	0	0	0	1
16 Brian McCann, L (1, 2) OBP: 0.382, SLG: 0.581		B FF 92 C SL 85 F FF 94 S SL 88 1-3 ① K		S SL 86 F FF 94 D FF 87 F FF 94 F SL 87 B FF 96 F SL 88 X FF 94 2-2 ③ P6		C SL 84 F SL 85 B FF 96 F FF 95 S SL 87 1-3 ③ K			X SI 90 0-0 7 FC5-4 2-3 1B	4	0	1	0	0	2	2
7 Jeff Francoeur, R (1, 9) OBP: 0.308, SLG: 0.407		F FF 93 S FF 92 S FF 96 0-3 ② K			B FF 90 S SL 85 F FF 92 S SL 85 1-3 ① K		X FF 89 0-0 ① L4		S SL 84 F SI 92 X SL 85 0-2 ① FC5-4 2 3B 1-2f 3-H	4	1	0	1	0	2	2
2 Kelly Johnson, L (1, 4) OBP: 0.342, SLG: 0.477		B SL 86 X FF 92 1-0 ③ F8			S SL 84 F SL 87 B FF 96 B FF 95 X SL 87 2-2 ② G4-3		C FF 92 F SL 84 B FF 94 F FF 93 F SL 86 B FF 94 S FF 94 2-3 ② K		F SL 85 B SI 90 B SL 85 X SL 84 2-1 1 SF8 1-H 3B	4	1	1	1	0	1	1
1 Grégor Blanco, L (1, 7) OBP: 0.407, SLG: 0.347 (9, 8)			C FF 90 X FF 89 0-1 ① P2		B FF 91 F FF 92 B FF 92 B FF 93 C FF 94 B FF 96 4-2 8 1B 19 1B BB		B FF 93 C FF 92 F SL 85 X FF 95 1-2 ③ P6		X SI 90 0-0 ② SF8 3-H	2	1	0	1	1	0	0
15 Tim Hudson, R (1, 1) OBP: 0.111, SLG: 0.059 8 Ruben Gotay, S (5, PH) OBP: 0.394, SLG: 0.269 Royce Ring, L (6, 1) Chris Resop, R (6, 1) Greg Norton, S (8, PH) OBP: 0.487, SLG: 0.400 (9, 7)			C CH 86 C CH 86 X CH 86 0-2 ② F9		C FF 93 B SL 87 F FF 93 B SL 86 B FF 95 X FF 94 3-2 19 1B 1-3 1B			B FF 86 B FF 86 B FF 87 B FF 86 4-0 BB	C SI 92 F SI 92 B CH 81 B CH 82 S SL 86 2-3 ③ K	1 1 0 0 1	0 0 0 0 0	0 1 0 0 0	0 0 0 0 1	0 0 0 0 1	0 0 0 0 1	0 0 0 0 0
Inning Stats	R: 0 E: 0 K: 1 S: 8 H: 0 LOB: 0 BB: 0 P: 12	R: 0 E: 0 K: 2 S: 11 H: 1 LOB: 1 BB: 0 P: 16	R: 0 E: 0 K: 1 S: 9 H: 0 LOB: 0 BB: 0 P: 9	R: 0 E: 0 K: 1 S: 12 H: 1 LOB: 1 BB: 0 P: 15	R: 1 E: 0 K: 1 S: 14 H: 2 LOB: 2 BB: 1 P: 24	R: 0 E: 0 K: 1 S: 9 H: 0 LOB: 0 BB: 0 P: 14	R: 0 E: 0 K: 1 S: 9 H: 0 LOB: 0 BB: 0 P: 12	R: 0 E: 0 K: 2 S: 7 H: 0 LOB: 1 BB: 1 P: 13	R: 3 E: 0 K: 1 S: 11 H: 3 LOB: 0 BB: 0 P: 16	1B: 5 2B: 1 3B: 1 HR: 0	SF: 1 SAC: 0 DP: 0 HBP: 0	PA: 36				

livebaseballscorecards.com

AB	33
R	4
H	7
RBI	4
BB	2
SO	11
LOB	12

PITCHER		IP	WLS	BF	H	R	ER	SO	BB	IBB	HBP	BLK	WP	HR	S	P	ERA	WHIP
Rich Harden, R ERA: 2.91	(1, 1)	7.0	W	26	4	1	1	8	1	0	0	0	0	0	72	102	1.29	0.714
29 Keith Foulke, R ERA: 3.6	(8, 1)	1.0		4	0	0	0	2	1	0	0	0	0	0	7	13	0.00	1.000
Huston Street, R ERA: 4.91	(9, 1)	1.0		6	3	3	3	1	0	0	0	0	0	0	11	16	27.00	3.000

PITCHER	IP	WLS	BF	H	R	ER	SO	BB	IBB	HBP	BLK	WP	HR	S	P	ERA	WHIP

Batter	1	2	3	4	5	6	7	8	9	AB	R	H	RBI	BB	SO	LOB
11 Rajai Davis, R (1, 8) OBP: 0.211, SLG: 0.241 15 Ryan Sweeney, L (6, PH) OBP: 0.355, SLG: 0.396 (6, 8)	B FF 88 X FF 89 1-0 P3 ①	F SI 92 C SI 92 C FF 94 0-3 K ②		L F 1 SAFE D 1 SAFE 1-2 PO 1-2 ③	B CU 69 B FF 89 B FF 90 C FF 91 X FF 90 3-1 G6-3 ①	C FF 94 B FF 93 X FF 94 1-1 G5-3 ③			C FF 91 F FF 92 C FF 91 0-3 K ①	3 2	0 0	0 0	0 0	0 0	1 1	3 2
7 Bobby Crosby, R (1, 6) OBP: 0.335, SLG: 0.402	C FF 89 X CH 82 0-1 HR	X FF 93 0-0 G3 ③			B FF 91 X SI 91 1-0 G5-3 ②		C FF 91 F CU 80 X CU 84 0-2 G6-3 ①		C SI 95 B SI 94 B SL 81 B SI 96 B SI 96 4-1 32 DI BB	4	1	1	1	1	0	3
5 Mike Sweeney, R (1, 3) OBP: 0.373, SLG: 0.440	C FF 90 X SI 91 0-1 G1-3 ②		B SI 90 F SI 91 B FF 92 X CH 82 2-1 G5-3 ①		B SI 91 F CH 81 F SI 90 B CH 81 F CH 81 X FF 92 2-2 1B		X SI 91 0-0 32 G4-3 2B		C FF 96 X SL 83 0-1 F7 ②	5	0	2	0	0	0	1
32 Jack Cust, L (1, 7) OBP: 0.418, SLG: 0.410	B FF 90 X FF 90 1-0 FC4-6 1B		C SL 80 X FF 91 0-1 FC6 1B		C SL 81 C SL 79 B SL 81 S SL 78 1-3 K ③		C FF 93 X FF 94 0-1 G4-3 2-3 ②		C SI 95 B SL 82 C CH 87 B SL 84 B CH 89 X FF 96 3-2 F7 1-2 ③	5	0	2	0	0	1	3
Emil Brown, R (1, 9) OBP: 0.282, SLG: 0.369	B FF 90 B CH 82 X SI 90 2-0 FC4-6 1-2f ③		B SI 90 S CH 82 S CH 81 X SI 93 1-2 FC6 1-2f ②			C CU 69 B CH 80 F CH 79 B CU 68 X FF 91 2-2 22 2B 1B	B SL 84 X CU 82 1-0 G6-3 ③			4	1	1	0	0	0	3
22 Jack Hannahan, L (1, 5) OBP: 0.390, SLG: 0.355		C FF 87 C SI 90 B FF 91 F SL 79 B SL 82 F FF 92 B FF 92 F SI 91 F FF 92 4-2 F SI 82 B SI 91 2 BB 1B BB	C CU 71 F CU 72 D SI 93 F CU 73 C FF 93 1-3 K ③			C SI 92 X CU 70 0-1 2 2B 1-H 2B		S FF 93 X FF 95 0-1 G4-3 ①		3	0	1	1	1	1	1
Rob Bowen, S (1, 2) OBP: 0.261, SLG: 0.318		B SI 92 F CH 82 B CH 82 1 SAFE X SI 91 2-1 2 BB 1-2 1B		C FF 85 B CU 71 B SL 90 B CU 70 F SI 91 C FF 92 3-3 K ①		B FF 89 F FF 90 B SI 90 B FF 91 X FF 91 2-1 P5 ①		B FF 95 B FF 94 X FF 94 2-0 3B		4	0	2	0	0	1	1
2 Gregorio Petit, R (1, 4) OBP: 0.750, SLG: 1.000		C FF 90 S SL 81 D SL 80 B FF 92 B SL 80 F FF 92 B FF 93 4-2 1-2 2-3 BB		X FF 91 0-0 11 PO 1B		B SL 84 C CU 81 B SI 91 X SL 82 2-1 2-3 2B		B FF 96 B FF 95 B FF 95 C FF 95 F FF 95 C CU 76 3-3 K ②		3	0	2	0	1	1	1
58 Justin Duchscherer, R (1, 1) 35 Frank Thomas, R (6, PH) OBP: 0.351, SLG: 0.339 Chad Gaudin, R (6, 1) 10 Daric Barton, L (8, PH) OBP: 0.331, SLG: 0.322 Alan Embree, L (8, 1)		S FF 91 F FF 91 S CU 72 0-3 K ①		M FF 90 M FF 91 L FF 91 0-3 K ②		C SI 92 S SI 93 S SI 93 0-3 K ②		F FF 95 C FF 95 B FF 95 D CU 77 B FF 94 S CU 76 3-3 K ③		2 1 0 1 0	0 0 0 0 0	0 0 0 0 0	0 0 0 0 0	2 1 0 1 0	0 1 0 1 0	4 2 0 1 0
Inning Stats	R: 1 E: 0 K: 0 S: 7 H: 2 LOB: 1 BB: 0 P: 11	R: 0 E: 0 K: 2 S: 19 H: 1 LOB: 3 BB: 2 P: 29	R: 0 E: 0 K: 1 S: 11 H: 1 LOB: 1 BB: 0 P: 15	R: 0 E: 0 K: 2 S: 9 H: 1 LOB: 0 BB: 0 P: 13	R: 0 E: 0 K: 1 S: 10 H: 1 LOB: 1 BB: 0 P: 17	R: 1 E: 0 K: 1 S: 14 H: 3 LOB: 2 BB: 0 P: 21	R: 0 E: 0 K: 0 S: 7 H: 1 LOB: 1 BB: 0 P: 8	R: 0 E: 0 K: 2 S: 9 H: 1 LOB: 1 BB: 0 P: 17	R: 0 E: 0 K: 1 S: 9 H: 0 LOB: 1 BB: 1 P: 16	1B: 6 2B: 3 3B: 1 HR: 1 SF: 0 SAC: 0 DP: 0 HBP: 0						

PITCHER	IP	WLS	BF	H	R	ER	SO	BB	IBB	HBP	BLK	WP	HR	S	P	ERA	WHIP
37 Jo-Jo Reyes, L (1, 1) ERA: 4.12	5.0	W	24	8	2	2	6	2	0	0	0	0	1	61	92	3.60	2.000
30 Jeff Bennett, R (6, 1) ERA: 3.34	2.0	H	8	2	0	0	1	0	0	0	0	0	0	16	22	0.00	1.000
56 Blaine Boyer, R (8, 1) ERA: 4.01	1.0	H	4	1	0	0	2	0	0	0	0	0	0	9	17	0.00	1.000
Will Ohman, L (9, 1) ERA: 2.5	0.1	H	1	0	0	0	1	0	0	0	0	0	0	3	3	0.00	0.000
46 Manny Acosta, R (9, 1) ERA: 3.48	0.2		3	0	0	0	0	1	0	0	0	0	0	6	13	0.00	1.500

PITCHER	IP	WLS	BF	H	R	ER	SO	BB	IBB	HBP	BLK	WP	HR	S	P	ERA	WHIP

TOP

Oakland Athletics @ Atlanta Braves

Turner Field, Atlanta, GA

Sun May 18 2008, 1:30 PM EDT

Att. 31,025 - Cloudy - 76 F

livebaseballscorecards.com

AB	37
R	2
H	11
RBI	2
BB	3
SO	10
LOB	25

WP: 0 PA: 41
PB: 0
SB: 0
CS: 0

BOTTOM

Oakland Athletics @ Atlanta Braves

Turner Field, Atlanta, GA

Sun May 18 2008, 1:30 PM EDT

Att. 31,025 - Cloudy - 76 F

Batter	1	2	3	4	5	6	7	8	9	AB	R	H	RBI	BB	SO	LOB
19 Yunel Escobar, R (1, 6) OBP: 0.385, SLG: 0.428	X SI 85 0-0 11 G4-3 16 2B 1B	C CU 69 S SL 81 B SL 81 X CU 71 1-2 ② 2-H 3-H 1B		F SL 80 B SL 81 B FF 86 X SI 86 2-1 ③ 1-2 2-H 1B			B SL 80 X CH 88 1-0 ② FC1 2-3			4	1	3	2	0	0	1
11 Mark Kotsay, L (1, 8) OBP: 0.354, SLG: 0.445	1 SAFE 1 SAFE B SI 85 1 SAFE S SI 85 B SL 81 F SL 82 F SI 86 1 SAFE 3-2 ① B SL 81 X FF 86 G4-3 1-2	B SI 87 X SI 81 1-0 ③ L3			X SI 86 0-0 G3-6 1B		X FF 90 0-0 ③ G4-3			4	0	1	0	0	0	2
10 Chipper Jones, S (1, 5) OBP: 0.475, SLG: 0.679	S SL 82 B CU 70 B SI 85 C CU 70 B CU 70 B SL 83 4-2 16 2B BB		X SI 85 0-0 ① G1-3		C CU 69 X SL 82 0-1 ① P5			B SL 78 B FF 94 F FF 93 F FF 93 B FF 95 F FF 94 X FF 94 3-2 2B 4 3B 1B		3	1	1	0	1	0	1
Mark Teixeira, S (1, 3) OBP: 0.335, SLG: 0.411	C SL 81 F SL 82 B CU 70 B SI 86 C SL 81 2-3 ② K		C SI 86 C SI 85 B CU 69 X FF 86 1-2 ② G5-3		B SI 85 B SL 80 B SL 82 C SI 86 1 SAFE X SI 86 3-1 ②③ G3-6 1-2f			B FF 93 X FF 94 1-0 4 3B 1-3 2B		4	1	1	0	0	1	3
16 Brian McCann, L (1, 2) OBP: 0.379, SLG: 0.579	B CU 69 B SL 81 F SI 86 F SL 81 X SI 86 2-2 1-3 2-H 2B		L CU 69 T FF 86 X SI 85 0-2 ③ G5-3			X SI 89 0-0 ① G1-3		C SL 78 B FF 94 F SL 80 X FF 94 1-2 ① G4-3		4	0	1	1	0	0	2
7 Jeff Francoeur, R (1, 9) OBP: 0.307, SLG: 0.400	C CU 70 X SL 82 0-1 ③ P4			B F S CU 68 H FF 86 2-2 1 BB 19 1B HBP		B SL 80 S FF 91 X SI 90 1-1 ② G1-3		D SL 81 F SL 81 F FF 94 S FF 94 1-3 ② K		3	0	0	0	0	1	4
2 Kelly Johnson, L (1, 4) OBP: 0.342, SLG: 0.474 4 Omar Infante, R (8, PH) OBP: 0.318, SLG: 0.455 (9, 4)		X SI 86 0-0 37 SH5-4 1 1B 19 1B 1B		F SL 82 X SI 86 0-1 ① F7		B FF 91 F SI 92 C FF 92 F SL 80 S FA 89 1-3 ③ K		X FF 94 0-0 2-H 3-H 3B		3 1	1 0	1 1	0 2	0 0	1 0	1 0
1 Grégor Blanco, L (1, 7) OBP: 0.421, SLG: 0.359		C SI 85 S CU 69 X FF 86 0-2 37 SH5-4 19 1B 1-2 1B		B SI 86 F SI 86 B SI 86 B SL 80 C SI 86 B SL 80 4-2 19 1B 1-2 BB			B FF 89 L CH 89 B FF 90 C FF 89 X SI 91 2-2 19 FC1 G1-4-3 1B	C SL 80 B SL 81 B FF 93 C FF 94 S FF 94 2-3 ③ K		3	1	2	0	1	1	1
37 Jo-Jo Reyes, L (1, 1) 30 Jeff Bennett, R (6, 1) Greg Norton, S (7, PH) OBP: 0.475, SLG: 0.387 56 Blaine Boyer, R (8, 1) Will Ohman, L (9, 1) 46 Manny Acosta, R (9, 1)		X FF 86 0-0 ① SH5-4 1-2 2-3		B SI 86 F FF 87 B CU 68 L SI 86 L SI 86 2-3 ② K			X SI 90 0-0 ① G1-4-3 1-2			1 0 1 0 0 0	0 0 0 0 0 0	0 0 0 0 0 0	0 0 0 0 0 0	0 0 0 0 0 0	1 0 1 0 0 0	2 0 1 0 0 0
Inning Stats	R: 1 H: 2 E: 0 LOB: 2 K: 1 BB: 1 S: 15 P: 26	R: 2 H: 3 E: 0 LOB: 0 K: 0 BB: 0 S: 9 P: 11	R: 0 H: 0 E: 0 LOB: 0 K: 0 BB: 0 S: 7 P: 8	R: 0 H: 1 E: 0 LOB: 2 K: 1 BB: 1 S: 11 P: 21	R: 0 H: 1 E: 0 LOB: 0 K: 0 BB: 0 S: 5 P: 8	R: 0 H: 0 E: 0 LOB: 0 K: 0 BB: 0 S: 7 P: 9	R: 0 H: 1 E: 0 LOB: 1 K: 0 BB: 0 S: 6 P: 9	R: 2 H: 3 E: 0 LOB: 1 K: 2 BB: 0 S: 15 P: 23		1B: 8 SF: 0 2B: 2 SAC: 1 3B: 1 DP: 1 HR: 0 HBP: 1						

livebaseballscorecards.com

AB	31
R	5
H	11
RBI	5
BB	2
SO	5
LOB	18

WP: 0 PB: 0 SB: 0 CS: 0 PA: 35

PITCHER		IP	WLS	BF	H	R	ER	SO	BB	IBB	HBP	BLK	WP	HR	S	P	ERA	WHIP
58 Justin Duchscherer, R ERA: 2.67	(1, 1)	5.0	L	22	7	3	3	2	2	0	1	0	0	0	47	74	5.40	1.800
Chad Gaudin, R ERA: 3.29	(6, 1)	2.0		7	1	0	0	1	0	0	0	0	0	0	13	18	0.00	0.500
Alan Embree, L ERA: 4.43	(8, 1)	1.0		6	3	2	2	2	0	0	0	0	0	0	15	23	18.00	3.000

PITCHER	IP	WLS	BF	H	R	ER	SO	BB	IBB	HBP	BLK	WP	HR	S	P	ERA	WHIP

Batter	1	2	3	4	5	6	7	8	9	AB	R	H	RBI	BB	SO	LOB
7 José Reyes, S (1, 6) OBP: 0.330, SLG: 0.450	X SI 82 0-0 ① B2-3	C FF 83 F CH 76 B SI 84 B CH 78 B SI 82 C CH 77 3-3 ③ K			B FF 83 B CH 77 C FF 83 X CH 76 2-1 ③ L7			C FF 95 X FF 95 0-1 1B		4	0	1	0	0	1	0
1 Luis Castillo, S (1, 4) OBP: 0.374, SLG: 0.331	C SI 81 C FF 81 F FF 81 B CH 74 X FF 83 1-2 HR		C SI 82 B FF 81 X CH 76 1-1 ① F8			C FF 82 C CH 73 X FF 83 0-2 ① P6		C SI 94 C CU 75 1 SAFE X FF 94 0-2 ③ G5-3		4	1	1	1	0	0	1
5 David Wright, R (1, 5) OBP: 0.389, SLG: 0.528	C SI 82 B FF 80 F FF 81 X CH 77 1-2 19 1B 15 BB 1B		C CH 76 X CH 76 0-1 ② F8			C FF 82 F FF 83 C FF 83 0-3 ② K			B FF 96 X FF 94 1-0 ① G5-3	4	0	1	0	0	1	0
15 Carlos Beltrán, S (1, 8) OBP: 0.372, SLG: 0.433	C CH 77 B FF 82 B CH 76 1 SAFE B CH 76 F SI 83 F CH 78 B SI 85 4-2 19 1B 1-2 BB		X SI 83 0-0 ③ F9			B SI 82 X CH 76 1-0 ③ G6-3			B CH 86 X FF 93 1-0 19 FC3-6 1B	3	0	1	0	1	0	0
19 Ryan Church, L (1, 9) OBP: 0.376, SLG: 0.535	B SI 84 C CH 77 B CH 77 B SI 84 X SI 83 3-1 1-2 2-3 1B			C CU 64 B FC 78 C CH 76 B FC 78 F CH 76 F CH 76 X SI 83 2-2 ① G4-3			B SL 80 B FF 92 B FF 91 C FF 90 F FF 91 S FF 93 3-3 ① K		C CH 87 S CH 86 X SL 84 0-2 ② FC3-6 18 1B 1-2f	4	0	1	0	0	1	1
18 Moises Alou, R (1, 7) OBP: 0.367, SLG: 0.378	B SI 84 X CH 77 1-0 ② L5			B SI 83 X SI 82 1-0 ② G6-3			B FF 91 B FF 91 X FF 90 2-0 ② G5-3		F SI 96 F SL 81 B SL 85 X FF 96 1-2 1-2 1B	4	0	1	0	0	0	3
21 Carlos Delgado, L (1, 3) OBP: 0.303, SLG: 0.359	B SI 83 X CH 77 1-0 ③ F9			B SI 83 B SI 82 C SI 84 C SI 84 F CU 69 S CH 77 2-3 ③ K			B FF 90 C FF 90 S FF 91 S FF 91 1-3 ③ K		B CH 87 S FF 96 S SL 84 X SL 84 1-2 ③ G3-1	4	0	0	0	0	2	5
23 Brian Schneider, L (1, 2) OBP: 0.364, SLG: 0.368		C SI 81 B CH 75 X CH 75 1-1 ① L8			B FC 78 C SI 81 B CH 76 C SI 82 B CH 76 F SI 82 F SI 82 F SI 83 C SI 82 3-3 ① K			B SL 81 B FF 90 B FF 91 C FF 90 F FF 91 S FF 92 3-3 ① K		3	0	0	0	0	2	0
33 John Maine, R (1, 1) OBP: 0.158, SLG: 0.111 Scott Schoeneweis, L (5, 1) Aaron Heilman, R (7, 1) 17 Fernando Tatis, R (8, PH) OBP: 0.500, SLG: 0.500 38 Matt Wise, R (8, 1)		B FF 80 C FF 80 X CH 74 1-1 ② G4-3			C CH 75 X CH 74 0-1 ② P3			S FF 94 X FF 95 0-1 ② F9		2 0 0 1 0	0 0 0 0 0	0 0 0 0 0	0 0 0 0 0	0 0 0 0 0	0 0 0 0 0	0 0 0 0 0
Inning Stats	R: 1 E: 0 K: 0 S: 15 H: 3 LOB: 3 BB: 1 P: 26	R: 0 E: 0 K: 1 S: 7 H: 0 LOB: 0 BB: 0 P: 12	R: 0 E: 0 K: 0 S: 5 H: 0 LOB: 0 BB: 0 P: 6	R: 0 E: 0 K: 1 S: 10 H: 0 LOB: 0 BB: 0 P: 15	R: 0 E: 0 K: 1 S: 10 H: 0 LOB: 0 BB: 0 P: 15	R: 0 E: 0 K: 1 S: 7 H: 0 LOB: 0 BB: 0 P: 8	R: 0 E: 0 K: 2 S: 7 H: 0 LOB: 0 BB: 0 P: 13	R: 0 E: 0 K: 1 S: 10 H: 1 LOB: 1 BB: 0 P: 13	R: 0 E: 0 K: 0 S: 11 H: 2 LOB: 2 BB: 0 P: 15	1B: 5 2B: 0 3B: 0 HR: 1 SF: 0 SAC: 0 DP: 0 HBP: 0						

PITCHER		IP	WLS	BF	H	R	ER	SO	BB	IBB	HBP	BLK	WP	HR	S	P	ERA	WHIP
47 Tom Glavine, L ERA: 3.98	(1, 1)	6.0	W	22	3	1	1	4	1	0	0	0	0	1	54	82	1.50	0.667
Will Ohman, L ERA: 2.33	(7, 1)	1.1	H	4	0	0	0	3	0	0	0	0	0	0	10	19	0.00	0.000
56 Blaine Boyer, R ERA: 3.91	(8, 1)	0.2		3	1	0	0	0	0	0	0	0	0	0	7	7	0.00	1.500
46 Manny Acosta, R ERA: 3.32	(9, 1)	1.0		5	2	0	0	0	0	0	0	0	0	0	11	15	0.00	2.000

PITCHER	IP	WLS	BF	H	R	ER	SO	BB	IBB	HBP	BLK	WP	HR	S	P	ERA	WHIP

TOP

New York Mets @ Atlanta Braves

Turner Field, Atlanta, GA

Tue May 20 2008, 1:00 PM EDT

Att. 26,873 - Cloudy - 81 F

livebaseballscorecards.com

AB	33
R	1
H	6
RBI	1
BB	1
SO	7
LOB	10

WP: 0	PA: 34																	
PB: 0																		
SB: 0																		
CS: 0																		

New York Mets @ Atlanta Braves

Turner Field, Atlanta, GA

Tue May 20 2008, 1:00 PM EDT

Att. 26,873 - Cloudy - 81 F

BOTTOM

livebaseballscorecards.com

Batter	1	2	3	4	5	6	7	8	9	AB	R	H	RBI	BB	SO	LOB
19 Yunel Escobar, R (1, 6) OBP: 0.386, SLG: 0.436	F SI 91 X SI 94 0-1 11 FC6-5 2B		C SI 92 B CH 84 F CH 85 B SL 86 F SI 94 F CH 86 F SI 94 B SI 94 X SI 94 3-2 11 CS 1B	X SI 93 0-0 SF9 ② 2-3 3-H		X SL 81 0-0 F7 ①		B FF 84 X FF 86 1-0 F8 ②		4	0	2	1	0	0	1
11 Mark Kotsay, L (1, 8) OBP: 0.350, SLG: 0.437	X SI 93 0-0 FC6-5 10 G4-3 1B ① 2-3		1 SAFE S SI 92 C SI 91 B CH 86 X CH 85 1-2 F7 ① ② 1-2	B CH 84 B SI 92 F SI 93 F CH 85 X SI 93 2-2 F7 ③		X SI 89 0-0 F7 ②		C FF 87 B CH 80 B CH 77 F CH 76 X FF 85 2-2 1B		5	1	1	0	0	0	4
10 Chipper Jones, S (1, 5) OBP: 0.473, SLG: 0.669	B SI 94 F SI 94 1 SAFE 1 SAFE B CH 83 T CH 84 X CH 86 2-2 G4-3 ② 1-2		C SI 94 B SI 93 X SI 94 1-1 16 1B 1B 1B		F CH 82 F FF 91 B SI 93 B SI 92 F CH 86 B SI 94 B SI 93 4-2 16 G3-1 1B 2 SF7 BB	B SL 80 B SI 88 X SI 89 2-0 P3 ③		S CH 76 C FF 87 B CH 82 B CH 80 C CH 80 2-3 K ③		4	2	1	0	1	1	3
Mark Teixeira, S (1, 3) OBP: 0.350, SLG: 0.422	C SI 94 B CH 86 F SI 93 X SI 95 1-2 2-H 1B		F SI 93 B CH 86 F SI 94 D CH 86 X CH 86 2-2 16 1B 1-2 1B		X SI 94 0-0 16 G3-1 1-2 1B		F SI 92 B CH 83 C SI 93 B SL 85 B SI 94 F CH 84 F SI 95 F SI 94 F CH 85 4-2 B SI 94 16 HR BB			3	1	3	1	1	0	0
16 Brian McCann, L (1, 2) OBP: 0.382, SLG: 0.596	F SI 94 F CH 85 B SI 87 F SI 95 B SI 95 F CH 86 D CH 86 F CH 86 F CH 86 3-2 X SI 94 F7 ③		X SL 84 0-0 1-2 2-H 1B		C SI 89 B SI 90 X SI 90 1-1 G3-1 ① 1-2 2-3		C SI 95 S SI 96 F SI 96 B CH 86 1 SAFE B SL 88 F SI 95 B SI 94 X CH 84 3-2 1-H HR			4	1	2	3	0	0	3
7 Jeff Francoeur, R (1, 9) OBP: 0.306, SLG: 0.393		C SI 92 S CH 86 S SI 95 0-3 K ①	B CH 86 2 SAFE F SI 93 X CH 85 1-1 P6 ③		I IN 65 I IN 64 I IN 64 I IN 63 4-0 IBB		S SL 88 B SL 88 S SI 94 F SL 87 F SI 94 F CH 84 X SI 94 1-2 P6 ①			3	0	0	0	1	1	2
2 Kelly Johnson, L (1, 4) OBP: 0.340, SLG: 0.478		C CH 85 F SI 95 B SI 87 B SI 87 B SI 94 F SI 94 C 3-3 K ②		C SI 90 B SI 91 F FF 91 X CH 84 1-2 47 SH1-4 19 SF9 2B	C SI 90 X SI 90 0-1 SF7 ② 3-H		C SI 94 S CH 86 B SI 95 B CH 84 F SI 91 B SI 93 X SI 93 3-2 G4-3 ②			3	1	1	1	0	1	0
1 Grégor Blanco, L (1, 7) OBP: 0.424, SLG: 0.350		B SI 94 S CH 85 S CH 85 B SI 96 F SI 87 B SI 96 F FF 95 F SI 94 B SI 95 4-2 47 WP 47 S BB	B SI 91 B SI 92 F SI 92 C SI 92 F SI 92 B SI 93 B SI 92 4-2 19 SF9 47 SH1-4 BB	C SI 89 X SI 90 0-1 G6-3 ③		F SI 94 B CH 84 B SI 93 X SI 94 2-1 G3 ③			2	0	0	0	2	0	2
47 Tom Glavine, L (1, 1) OBP: 0.200, SLG: 0.143 8 Ruben Gotay, S (6, PH) OBP: 0.412, SLG: 0.296 Will Ohman, L (7, 1) 56 Blaine Boyer, R (8, 1) Greg Norton, S (8, PH) OBP: 0.463, SLG: 0.375 46 Manny Acosta, R (9, 1)		C SI 92 C SI 94 B CH 86 B SI 93 X SI 94 2-2 G1-3 ③ 1-3		B SI 91 L SI 92 X CH 84 1-1 SH1-4 ① 1-2 2-3		C SI 90 B SL 80 C SL 80 F FF 90 F SL 82 B SI 90 F SI 90 X SI 90 2-2 1B		C CH 75 B FF 86 B CH 75 B CH 74 F CH 75 F CH 74 X CH 76 3-2 G6-3 ①		1 1 0 0 1 0	0 0 0 0 0 0	0 1 0 0 0 0	0 0 0 0 0 0	0 0 0 0 0 0	0 0 0 0 0 0	1 0 0 0 0 0
Inning Stats	R: 1 E: 0 K: 0 S: 16 H: 2 LOB: 1 BB: 0 P: 22	R: 0 E: 0 K: 2 S: 15 H: 0 LOB: 1 BB: 1 P: 24	R: 1 E: 0 K: 0 S: 17 H: 4 LOB: 2 BB: 0 P: 25	R: 1 E: 0 K: 0 S: 12 H: 1 LOB: 1 BB: 1 P: 20	R: 1 E: 0 K: 0 S: 10 H: 1 LOB: 2 BB: 2 P: 19	R: 0 E: 0 K: 0 S: 9 H: 1 LOB: 1 BB: 0 P: 13	R: 2 E: 0 K: 0 S: 23 H: 1 LOB: 0 BB: 1 P: 36	R: 0 E: 0 K: 1 S: 11 H: 1 LOB: 1 BB: 0 P: 19		1B: 8 2B: 2 3B: 0 HR: 1	SF: 2 SAC: 1 DP: 0 HBP: 0		WP: 1 PB: 0 SB: 1 CS: 1	PA: 39		

	AB	R	H	RBI	BB	SO	LOB
AB	31						
R	6						
H	11						
RBI	6						
BB	5						
SO	3						
LOB	16						

PITCHER		IP	WLS	BF	H	R	ER	SO	BB	IBB	HBP	BLK	WP	HR	S	P	ERA	WHIP
33 John Maine, R ERA: 3.29	(1, 1)	4.0	L	22	8	4	4	2	3	0	0	0	1	0	64	99	9.00	2.750
Scott Schoeneweis, L ERA: 1.2	(5, 1)	2.0		8	1	0	0	0	0	1	0	0	0	0	15	24	0.00	0.500
Aaron Heilman, R ERA: 6.35	(7, 1)	1.0		5	1	2	2	0	1	0	0	0	0	1	23	36	18.00	2.000
38 Matt Wise, R ERA: 4.15	(8, 1)	1.0		4	1	0	0	1	0	0	0	0	0	0	11	19	0.00	1.000

PITCHER	IP	WLS	BF	H	R	ER	SO	BB	IBB	HBP	BLK	WP	HR	S	P	ERA	WHIP

Batter	1	2	3	4	5	6	7	8	9	AB	R	H	RBI	BB	SO	LOB
7 José Reyes, S (1, 6) OBP: 0.333, SLG: 0.451	F FF 87 C FF 87 S CH 77 0-3 K			S CH 76 C CU 69 F CH 77 B CH 76 X CU 71 1-2 9 CS 1B		B CH 75 B SL 82 C FF 85 B FF 88 C FF 86 X FF 88 3-2 P5		X FF 94 0-0 1-2 3-H 1B		4	0	2	1	0	1	0
9 Marlon Anderson, L (1, 7) OBP: 0.229, SLG: 0.304	C FF 88 B CH 77 B CH 77 X SL 83 2-1 G4-3			B FF 86 1 SAFE S CH 75 B FF 87 F CH 74 F CH 76 B FF 87 X CH 77 3-2 F8 1-2			B SI 91 C SI 91 C CH 86 C SI 94 1-3 K	F CH 87 S CH 87 X SL 81 0-2 G4-3		4	0	0	0	0	1	3
5 David Wright, R (1, 5) OBP: 0.386, SLG: 0.521	C FF 87 X SL 83 0-1 F9			C CU 69 F SL 83 B CH 78 X CH 76 1-2 1B			C SL 84 B SL 86 S SI 93 F SI 94 B FF 96 F SL 82 F SI 94 B SI 95 X SI 92 3-2 G6-3		C SI 94 B SL 81 C SL 79 X SI 95 1-2 G1-3	4	0	1	0	0	0	0
15 Carlos Beltrán, S (1, 8) OBP: 0.370, SLG: 0.429		C FF 88 B FF 84 X CH 75 1-1 F8		B CH 74 X SI 86 1-0 G3			X SI 92 0-0 G6-3		X CH 88 0-0 19 1B 1B	4	0	1	0	0	0	1
19 Ryan Church, L (1, 9) OBP: 0.379, SLG: 0.534		B CH 77 F CH 76 B SL 83 C CH 75 S CU 72 2-3 K			B SL 83 X SL 84 1-0 G6-3 1B			B FF 94 B FF 93 B FF 94 C FF 92 F FF 93 S FF 95 3-3 K	B FF 96 F CH 87 D CH 87 B FF 95 X SI 94 3-1 1-2 G1-6-3 1B	4	0	2	0	0	2	0
Damion Easley, R (1, 4) OBP: 0.250, SLG: 0.284		C SI 86 F CH 76 B FF 89 F FF 86 B CU 71 C CH 78 2-3 K			X SL 81 0-0 1-2f G6-3			C FF 95 F FF 96 X CU 78 0-2 F8	B SI 96 X SI 95 1-0 1-2f G1-6-3	4	0	0	0	0	1	3
21 Carlos Delgado, L (1, 3) OBP: 0.303, SLG: 0.354			C CH 77 C CH 78 F CU 72 B FF 87 S FF 89 1-3 K		B FF 87 B SL 84 S CH 76 S FF 88 F CH 76 B CU 70 S FF 86 3-3 K			B FF 94 B CU 75 S FF 94 B FF 94 F FF 93 F FF 95 B CU 76 4-2 11 2B BB		2	1	0	0	1	2	0
11 Ramon Castro, R (1, 2) OBP: 0.222, SLG: 0.250		C S X 0-2 G5-3				S SL 82 B SL 80 B SI 85 X SL 81 2-1 P4		B FF 94 F FF 94 X FF 95 1-1 18 1B 7 1B 1-H 2B		3	1	1	1	0	0	0
Claudio Vargas, R (1, 1) Endy Chavez, L (6, PH) OBP: 0.235, SLG: 0.191 25 Pedro Feliciano, L (6, 1) Duaner Sanchez, R (7, 1) 18 Moises Alou, R (8, PH) OBP: 0.380, SLG: 0.391 38 Matt Wise, R (8, 1)			C FF 88 S SL 82 S CU 71 0-3 K			C FF 88 B CU 69 S CH 76 F FF 89 F CH 76 C FF 88 1-3 K		C FF 95 B FF 94 C CU 75 X FF 94 1-2 7 1B 2-3 1B		1 1 0 0 1 0	0 0 0 0 0 0	0 0 0 0 1 0	0 0 0 0 0 0	1 1 0 0 0 0	0 0 0 0 0 0	0 0 0 0 0 0
Inning Stats	R: 0 E: 0 K: 1 S: 7 H: 0 LOB: 0 BB: 0 P: 9	R: 0 E: 0 K: 2 S: 9 H: 0 LOB: 0 BB: 0 P: 14	R: 0 E: 0 K: 2 S: 10 H: 0 LOB: 0 BB: 0 P: 11	R: 0 E: 0 K: 0 S: 12 H: 2 LOB: 1 BB: 0 P: 18	R: 0 E: 0 K: 1 S: 6 H: 1 LOB: 0 BB: 0 P: 10	R: 0 E: 0 K: 1 S: 10 H: 0 LOB: 0 BB: 0 P: 16	R: 0 E: 0 K: 1 S: 10 H: 0 LOB: 0 BB: 0 P: 14	R: 2 E: 0 K: 1 S: 18 H: 3 LOB: 2 BB: 1 P: 27	R: 0 E: 0 K: 0 S: 7 H: 2 LOB: 1 BB: 0 P: 12	1B: 7 2B: 1 3B: 0 HR: 0 SF: 0 SAC: 0 DP: 2 HBP: 0						

PITCHER		IP	WLS	BF	H	R	ER	SO	BB	IBB	HBP	BLK	WP	HR	S	P	ERA	WHIP
57 Jorge Campillo, R ERA: 0.99	(1, 1)	6.0	W	19	3	0	0	7	0	0	0	0	0	0	54	78	0.00	0.500
30 Jeff Bennett, R ERA: 3.25	(7, 1)	1.0		3	0	0	0	1	0	0	0	0	0	0	10	14	0.00	0.000
56 Blaine Boyer, R ERA: 4.5	(8, 1)	0.2		5	2	2	2	1	1	0	0	0	0	0	14	23	27.00	4.500
46 Manny Acosta, R ERA: 3.13	(8, 1)	1.1	S	6	3	0	0	0	0	0	0	0	0	0	11	16	0.00	2.250

PITCHER	IP	WLS	BF	H	R	ER	SO	BB	IBB	HBP	BLK	WP	HR	S	P	ERA	WHIP

New York Mets @ Atlanta Braves

Turner Field, Atlanta, GA

Tue May 20 2008, 7:00 PM EDT

Att. 25,590 - Cloudy - 65 F

TOP

livebaseballscorecards.com

AB	32
R	2
H	8
RBI	2
BB	1
SO	9
LOB	7

WP: 0	PA: 33		
PB: 0			
SB: 0			
CS: 1			

New York Mets @ Atlanta Braves

Turner Field, Atlanta, GA

Tue May 20 2008, 7:00 PM EDT

Att. 25,590 - Cloudy - 65 F

BOTTOM

Batter	1	2	3	4	5	6	7	8	9	AB	R	H	RBI	BB	SO	LOB
19 Yunel Escobar, R (1, 6) OBP: 0.386, SLG: 0.435	X FF 90 0-0 4 F9 10 2B 1B		C SI 90 X SL 80 0-1 ① F7 B SL 81 F FF 90 X SI 90 1-1 ③ F8				B FF 86 C CU 82 X CU 80 1-1 4 2B 10 FC4-2 1B	C FF 86 X CH 79 0-1 ② G6-3		5	1	2	0	0	0	0
4 Omar Infante, R (1, 8) (8, 7) OBP: 0.333, SLG: 0.462	1 SAFE C SI 90 X SI 90 0-1 ① F9 1-2		B SL 80 B SI 89 B SI 90 B SI 89 4-0 10 1B 1B BB		C FF 90 X SI 90 0-1 ① P3		B SI 85 X FF 86 1-0 10 FC4-2 1-3 2B	C CH 78 B CH 80 F FF 84 X FF 86 1-2 ③ F9		4	1	1	0	1	0	1
10 Chipper Jones, S (1, 5) OBP: 0.473, SLG: 0.671	F SI 91 B SI 92 X FF 92 1-1 2-H 2B		X CH 82 0-0 1B 2 3B 1-2 1B		B FF 91 F SL 80 X SI 90 1-1 ② F7		B CH 79 F CH 80 X FC 85 1-1 ① FC4-2 23 FC5 2-3 3-H			4	1	2	1	0	0	2
Mark Teixeira, S (1, 3) OBP: 0.358, SLG: 0.423	C CH 83 S FF 92 B FF 92 B SL 82 F FF 92 B SI 91 B CH 83 4-2 BB		F FF 91 B SI 91 F CH 84 B FF 92 X CH 84 2-2 2 3B 1-2 2-H 1B		B SL 82 S SL 80 X SI 90 1-1 ③ G4-3		I IN 61 I IN 65 I IN 64 I IN 63 4-0 23 FC5 IBB			2	1	1	1	2	0	0
2 Kelly Johnson, L (1, 4) OBP: 0.344, SLG: 0.489	C FF 90 F SI 91 B SL 81 S SL 81 1-3 ② K		X CH 83 0-0 1-H 2-H 3B			H FF 86 1-0 1 HBP HBP	F FC 84 X CH 78 0-1 ② P3			3	0	1	2	0	1	5
23 Matt Diaz, R (1, 7) OBP: 0.275, SLG: 0.328 46 Manny Acosta, R (8, 1)	C SI 91 C SI 90 B SI 91 D SL 82 X SI 92 2-2 ③ G1-3		F SI 90 X FF 90 0-1 ② F9			B SI 85 B SI 85 S SI 86 F SI 86 B SI 87 F SI 87 S SI 87 3-3 ① K	S FC 84 X CH 80 0-1 ③ FC5 1-2 2-3f			4 0	0 0	0 0	0 0	0 0	1 0	7 0
1 Grégor Blanco, L (1, 9) OBP: 0.417, SLG: 0.337		B SI 89 X SI 89 1-0 ① P6	C SL 82 X FF 91 0-1 ③ L6			C SI 86 H SI 86 1-1 1-2 HBP		C FF 84 B CH 78 B CH 77 C CH 75 F FF 85 F CH 77 X CH 78 2-2 ① F8		3	0	0	0	0	0	1
Corky Miller, R (1, 2) OBP: 0.190, SLG: 0.105		X SI 90 0-0 ② G6-3		C SI 90 S SL 81 B FF 91 F SL 79 B FF 92 X SI 90 2-2 ① G6-3		X SI 87 0-0 ② F9		C CH 78 B FF 85 C CH 76 X FF 86 1-2 11 HR 1B		4	1	1	0	0	0	2
57 Jorge Campillo, R (1, 1) Greg Norton, S (6, PH) OBP: 0.452, SLG: 0.364 30 Jeff Bennett, R (7, 1) 56 Blaine Boyer, R (8, 1) 11 Mark Kotsay, L (8, 8) OBP: 0.354, SLG: 0.461		B SI 89 C SI 90 B SI 89 F SI 90 X SI 90 2-2 ③ G6-3		B SI 90 X SI 90 1-0 ② G1-4-3		B SI 86 X SI 87 1-0 ③ G1-3		X CH 77 0-0 1-H HR		2 1 0 0 1	0 0 0 0 1	0 0 0 0 1	0 2 0 0 0	0 0 0 0 0	0 0 0 0 0	0 2 0 0 0
Inning Stats	R: 1 E: 0 K: 1 S: 14 H: 2 LOB: 2 BB: 1 P: 22	R: 0 E: 0 K: 0 S: 5 H: 0 LOB: 0 BB: 0 P: 8	R: 3 E: 0 K: 0 S: 11 H: 3 LOB: 1 BB: 1 P: 17	R: 0 E: 0 K: 0 S: 7 H: 0 LOB: 0 BB: 0 P: 11	R: 0 E: 0 K: 0 S: 6 H: 0 LOB: 0 BB: 0 P: 8	R: 0 E: 0 K: 1 S: 7 H: 0 LOB: 2 BB: 0 P: 13	R: 0 E: 0 K: 0 S: 9 H: 2 LOB: 3 BB: 1 P: 16	R: 2 E: 0 K: 0 S: 14 H: 2 LOB: 0 BB: 0 P: 18		1B: 5 2B: 2 3B: 1 HR: 1 SF: 0 SAC: 0 DP: 0 HBP: 2				WP: 0 PB: 0 SB: 0 CS: 0 PA: 38		

livebaseballscorecards.com

AB	33
R	6
H	9
RBI	6
BB	3
SO	2
LOB	20

PITCHER		IP	WLS	BF	H	R	ER	SO	BB	IBB	HBP	BLK	WP	HR	S	P	ERA	WHIP
Claudio Vargas, R ERA: 4.76	(1, 1)	5.0	L	22	5	4	4	1	2	0	0	0	0	0	43	66	7.20	1.400
25 Pedro Feliciano, L ERA: 1.84	(6, 1)	1.0		5	0	0	0	1	0	0	2	0	0	0	7	13	0.00	0.000
Duaner Sanchez, R ERA: 5.27	(7, 1)	1.0		6	2	0	0	0	0	1	0	0	0	0	9	16	0.00	2.000
38 Matt Wise, R ERA: 6.75	(8, 1)	1.0		5	2	2	2	0	0	0	0	0	0	1	14	18	18.00	2.000

PITCHER	IP	WLS	BF	H	R	ER	SO	BB	IBB	HBP	BLK	WP	HR	S	P	ERA	WHIP

Batter	1	2	3	4	5	6	7	8	9	AB	R	H	RBI	BB	SO	LOB
7 José Reyes, S (1, 6) OBP: 0.340, SLG: 0.452	C FF 92 X SI 91 0-1 5 S 1B		C CH 84 X SI 92 0-1 G3 S 5 1B 1B		B FF 94 B CH 86 B SI 93 C SI 92 B SI 92 4-1 FC6-4 BB		B FF 90 B CH 81 B SI 89 C FF 91 C FF 89 X FF 91 3-2 ② FC4-6 1-2f 2-H		B FF 96 X FF 94 1-0 ③ L9	4	1	2	0	1	0	1
Endy Chavez, L (1, 9) OBP: 0.218, SLG: 0.176	C FF 92 1 SAFE 1 SAFE L CH 85 1 SAFE X FF 93 0-2 ① F7		1 SAFE C CH 84 B CH 85 B FF 94 B CH 85 X FF 94 3-1 ① G3 1-3		1 SAFE C CH 84 1 SAFE S FF 93 X FF 93 0-2 ③ FC6-4 1-2f		F CH 82 X CH 86 0-1 ③ F9			4	0	0	0	0	0	4
5 David Wright, R (1, 5) OBP: 0.388, SLG: 0.520	C FF 94 1 SAFE S FF 92 X SI 94 0-2 ② L4 1-2		B CH 86 F SL 82 X CH 86 1-1 15 G4-6-3 1B 3-H			B SL 83 X SI 93 1-0 ① G4-3		X FF 91 0-0 15 2B 1B		4	1	2	1	0	0	1
15 Carlos Beltrán, S (1, 8) OBP: 0.372, SLG: 0.437	B FF 94 X CH 85 1-0 ③ G3		B SI 94 X SI 92 1-0 ② ③ G4-6-3 1-2f			B SI 93 C FF 93 B SL 83 B CH 84 F FF 93 X FF 93 3-2 1B		S FF 91 S FF 92 X FF 93 0-2 9 G3 21 G3 1-H 2B		4	1	2	1	0	0	2
18 Moises Alou, R (1, 7) OBP: 0.373, SLG: 0.383 9 Marlon Anderson, L (3, 7) OBP: 0.216, SLG: 0.286		S CH 84 B SI 91 X CH 84 1-1 ① G5-3		C FF 91 B SL 82 B SL 80 X SI 92 2-1 ① P5		F CH 83 C CH 84 B CH 84 1 SAFE X FF 94 1-2 ② P6		B FF 93 B SI 92 F SI 93 X SI 92 2-1 ① G3 2-3		1 3	0 0	0 0	0 0	0 0	0 0	0 2
21 Carlos Delgado, L (1, 3) OBP: 0.302, SLG: 0.348		B FF 92 B SI 93 B SI 93 B FF 93 4-0 23 E BB		B SL 80 B CH 83 X SI 93 2-0 ② G4-3		S CH 84 B FF 93 F SI 94 B SL 81 B CH 85 X SI 93 3-2 ③ F9		F FF 93 B FF 95 F SL 84 F FF 94 B SI 95 X SI 94 2-2 ② G3 3-H		3	0	0	1	1	0	1
23 Brian Schneider, L (1, 2) OBP: 0.351, SLG: 0.354		B CH 85 B SI 93 F FF 93 X CH 86 2-1 E4 1-3		S CH 84 X CH 85 0-1 ③ G4-3			C FF 90 X FF 92 0-1 ① G5-3	B SI 92 B FF 93 F SI 92 B SI 93 F SI 92 X SI 92 3-2 ③ G4-3		4	0	0	0	0	0	1
1 Luis Castillo, S (1, 4) OBP: 0.371, SLG: 0.328		B FF 93 F FF 94 C CH 86 S FF 94 1-3 ② K		C FF 92 B FF 93 X FF 93 1-1 ① L1-3			B FF 92 C FF 91 C SI 92 B CH 84 F FF 91 X SI 92 2-2 17 E 7 E 1B		B FF 95 C FF 94 C FF 94 F FF 96 B FF 96 F FF 95 F FF 96 X FF 97 2-2 ① G6-3	4	1	1	0	0	1	2
34 Mike Pelfrey, R (1, 1) 25 Pedro Feliciano, L (5, 1) 17 Fernando Tatis, R (7, PH) OBP: 0.333, SLG: 0.333 Joe Smith, R (7, 1) Scott Schoeneweis, L (7, 1) 13 Billy Wagner, L (8, 1) Damion Easley, R (9, PH) OBP: 0.247, SLG: 0.279		F FF 94 F SI 95 X SL 83 0-2 ③ G1-6-3		B FF 94 F SI 93 F SL 82 B SL 83 F FF 94 X SI 94 2-2 ② G3-1		X CH 81 0-0 E5 7 FC4-6 1-2		X FF 96 0-0 ② F9	2 0 0 1 0 0 0 1	0 0 0 0 0 0 0 0	0 0 0 0 0 0 0 0	0 0 0 0 0 0 0 0	0 0 0 0 0 0 0 0	0 0 0 0 0 0 0 0	2 0 1 0 0 0 0 0
Inning Stats	R: 0 E: 0 K: 0 S: 9 H: 1 LOB: 1 BB: 0 P: 10	R: 0 E: 1 K: 1 S: 10 H: 0 LOB: 2 BB: 1 P: 18	R: 1 E: 0 K: 0 S: 7 H: 2 LOB: 0 BB: 0 P: 12	R: 0 E: 0 K: 0 S: 5 H: 0 LOB: 0 BB: 0 P: 9	R: 0 E: 0 K: 0 S: 10 H: 0 LOB: 1 BB: 1 P: 17	R: 0 E: 0 K: 0 S: 10 H: 1 LOB: 1 BB: 0 P: 18	R: 1 E: 2 K: 0 S: 12 H: 1 LOB: 1 BB: 0 P: 17	R: 2 E: 0 K: 0 S: 13 H: 2 LOB: 0 BB: 0 P: 20	R: 0 E: 0 K: 0 S: 8 H: 0 LOB: 0 BB: 0 P: 11	1B: 6 2B: 1 3B: 0 HR: 0 SF: 0 SAC: 0 DP: 1 HBP: 0						

TOP

New York Mets @ Atlanta Braves

Turner Field, Atlanta, GA

Wed May 21 2008, 7:00 PM EDT

Att. 30,335 - Clear - 74 F

livebaseballscorecards.com

AB	35
R	4
H	7
RBI	3
BB	2
SO	1
LOB	17

WP: 0 PA: 37
PB: 0
SB: 2
CS: 0

PITCHER		IP	WLS	BF	H	R	ER	SO	BB	IBB	HBP	BLK	WP	HR	S	P	ERA	WHIP
49 Jair Jurrjens, R ERA: 2.64	(1, 1)	7.0	W	29	5	2	1	1	2	0	0	0	0	0	63	101	1.29	1.000
30 Jeff Bennett, R ERA: 3.65	(8, 1)	1.0		5	2	2	2	0	0	0	0	0	0	0	13	20	18.00	2.000
Chris Resop, R ERA: 5.52	(9, 1)	1.0		3	0	0	0	0	0	0	0	0	0	0	8	11	0.00	0.000

PITCHER	IP	WLS	BF	H	R	ER	SO	BB	IBB	HBP	BLK	WP	HR	S	P	ERA	WHIP

Batter	1	2	3	4	5	6	7	8	9	AB	R	H	RBI	BB	SO	LOB
4 Omar Infante, R (1, 6) OBP: 0.364, SLG: 0.433	B FF 93 B FF 91 X FF 91 2-0 ① F8		C FF 94 B SL 86 B FF 94 C FF 94 S FF 95 2-3 ① K	B FF 94 F FF 93 F FF 95 X SL 86 1-2 11 FC4-6 1B	I IN 59 I IN 61 I IN 62 I IN 59 4-0 IBB		B SL 82 C SI 91 F SI 91 B SL 83 B SL 82 B SI 91 4-2 10 HBP 1-2 2B BB	B FF 94 C FF 94 X FF 95 1-1 ① P2		4	1	1	0	2	1	3
11 Mark Kotsay, L (1, 8) OBP: 0.341, SLG: 0.443	S SI 95 S FF 95 B SL 85 B FF 96 F FF 95 F SL 85 X FF 95 2-2 ② P6		F FS 85 B FF 94 B FF 94 B FF 95 F FF 95 X FF 95 3-2 ② F7	F FF 92 B FF 94 1 SAFE X FF 93 1-1 ③ FC4-6 1-2f	C CU 76 C SI 88 X CU 77 0-2 ③ G6-3		S SI 89 C SL 80 F SL 82 X SI 90 0-2 ② F8	B SL 82 F SL 83 T FF 95 S SL 83 1-3 ② K		6	0	0	0	0	1	9
10 Chipper Jones, S (1, 5) OBP: 0.482, SLG: 0.687 8 Ruben Gotay, S (7, PR) OBP: 0.400, SLG: 0.286 (8, 5)	B SI 95 B FF 95 B FF 95 B FF 96 4-0 BB		B FF 96 C FF 96 B FF 95 B SL 85 S FF 96 B FF 96 4-2 1B 16 2B BB		B FF 93 B FS 83 B FF 94 C FF 94 X FF 95 3-1 HR	B SI 86 C CU 75 S CH 75 B CH 74 B CU 78 X CU 78 3-2 ① F8	H SL 81 1-0 1-2 2-3 2B HBP	B FF 97 C FF 95 X SL 83 1-1 ③ G6-3		2 1	2 1	1 1	1 0	2 0	0 0	0 3
Mark Teixeira, S (1, 3) OBP: 0.365, SLG: 0.440	X FF 95 0-0 ③ F9		B FF 95 B FF 95 B FF 95 C FF 96 F FF 95 X FF 96 3-2 1-3 16 2B 1B		B FS 85 B FF 94 X FF 94 2-0 7 1B 2B	X SI 88 0-0 ② G3-1	B SI 90 X SI 89 1-0 16 1B 1-H 2-H 3-H 2B			5	2	3	3	0	0	1
16 Brian McCann, L (1, 2) OBP: 0.393, SLG: 0.606		B FF 92 B FF 93 C FF 92 B FF 91 F FF 95 X FF 96 3-2 ① F8	B SL 86 F FF 94 X FF 94 1-1 7 3B 1-H 3-H 2B		B SI 94 F SL 85 B SI 92 B FS 85 B FS 83 4-1 2 BB 7 1B 1 SF9 BB	C SI 87 B CU 77 C SI 88 B CU 77 B CU 78 X SI 89 3-2 7 HR 1B	F SI 89 F SL 81 X SL 81 0-2 2-3 1B			4	3	3	2	1	0	0
7 Jeff Francoeur, R (1, 9) OBP: 0.318, SLG: 0.429		F FF 96 S SL 84 B SL 87 H FF 94 2-2 2 1B HBP	S SL 85 F FF 94 B SL 87 B FF 95 F FF 96 F SI 94 B SL 86 X FF 96 3-2 2-H 3B		B SI 94 S SL 85 F FF 94 X SL 84 1-2 1 SF9 2 BB 1-2 3-H 1B	X SI 88 0-0 1-H HR	C SL 78 B SI 90 X SL 80 1-1 ③ L4			4	1	3	4	0	0	2
2 Kelly Johnson, L (1, 4) OBP: 0.352, SLG: 0.490		C FF 92 X FF 91 0-1 1-2 1B	S SL 85 D FS 86 X FF 95 1-1 ③ P5		S CU 76 B CU 74 B CU 77 B SI 86 B SI 87 4-1 49 G1-3 1-2 2-3 BB	F SI 86 B CU 76 B CU 76 X SI 86 2-1 ③ G3-1		X FF 96 0-0 23 1B 1 BB 1B		4	0	2	0	1	0	1
1 Grégor Blanco, L (1, 7) OBP: 0.407, SLG: 0.326		B FF 93 B FF 94 F FF 96 S FF 94 F FF 94 B SL 86 F FF 96 C FF 95 3-3 ② K		X FF 92 0-0 ① B1-3	C CU 77 B CU 76 X CU 76 1-1 ① SF9 2-3 3-H		B SI 90 F SI 91 B SL 81 F SI 91 X SI 92 2-2 ① F8	C FF 94 B FF 93 B FF 95 D FF 93 B FF 93 4-1 23 1B 1-2 BB		3	0	0	1	1	1	2
49 Jair Jurrjens, R (1, 1) OBP: 0.190, SLG: 0.105 Greg Norton, S (7, PH) OBP: 0.465, SLG: 0.364 30 Jeff Bennett, R (8, 1) 23 Matt Diaz, R (8, PH) OBP: 0.281, SLG: 0.333 Chris Resop, R (9, 1)		S SL 86 D SL 86 B SI 94 X FF 95 2-1 ③ G4-3		C FF 92 F FF 93 X SL 86 0-2 ② G6-3	1 SAFE F SI 87 1 SAFE P PO 82 X SI 88 1-1 ② G1-3 1-2		B CH 83 B SI 91 F SI 91 B SI 91 B SI 92 4-1 10 HBP 4 BB 2B BB	X SL 82 0-0 1-2 2-3 1B		3 0 0 1 0	0 1 0 0 0	0 0 0 1 0	0 1 0 0 0	0 0 1 0 0	0 0 0 0 0	4 0 0 0 0
Inning Stats	R: 0 E: 0 K: 0 S: 7 H: 0 LOB: 1 BB: 1 P: 15	R: 0 E: 0 K: 1 S: 14 H: 1 LOB: 2 BB: 0 P: 24	R: 3 E: 0 K: 1 S: 20 H: 3 LOB: 1 BB: 1 P: 37	R: 0 E: 0 K: 0 S: 9 H: 1 LOB: 1 BB: 0 P: 11	R: 3 E: 1 K: 0 S: 16 H: 3 LOB: 3 BB: 3 P: 35	R: 2 E: 0 K: 0 S: 10 H: 2 LOB: 0 BB: 0 P: 18	R: 3 E: 0 K: 0 S: 16 H: 2 LOB: 2 BB: 2 P: 29	R: 0 E: 0 K: 1 S: 10 H: 2 LOB: 3 BB: 1 P: 17		1B: 8 2B: 3 3B: 1 HR: 2 SF: 1 SAC: 0 DP: 0 HBP: 2					

PITCHER		IP	WLS	BF	H	R	ER	SO	BB	IBB	HBP	BLK	WP	HR	S	P	ERA	WHIP
34 Mike Pelfrey, R ERA: 5.0	(1, 1)	4.0	L	24	8	6	6	2	3	0	1	0	0	1	57	104	13.50	2.750
25 Pedro Feliciano, L ERA: 2.7	(5, 1)	2.0		10	2	2	2	0	1	1	0	0	0	1	19	36	9.00	1.500
Joe Smith, R ERA: 3.5	(7, 1)	0.1		3	0	2	2	0	2	0	0	0	0	0	6	16	54.00	6.000
Scott Schoeneweis, L ERA: 1.72	(7, 1)	0.2		5	2	1	1	0	0	0	1	0	0	0	10	13	13.50	3.000
13 Billy Wagner, L ERA:	(8, 1)	1.0		6	2	0	0	1	1	0	0	0	0	0	10	17	0.00	3.000

PITCHER	IP	WLS	BF	H	R	ER	SO	BB	IBB	HBP	BLK	WP	HR	S	P	ERA	WHIP

BOTTOM

New York Mets @ Atlanta Braves

Turner Field, Atlanta, GA

Wed May 21 2008, 7:00 PM EDT

Att. 30,335 - Clear - 74 F

livebaseballscorecards.com

AB	37
R	11
H	14
RBI	11
BB	8
SO	3
LOB	25

Batter	1	2	3	4	5	6	7	8	9	AB	R	H	RBI	BB	SO	LOB
7 José Reyes, S (1, 6) OBP: 0.338, SLG: 0.448	C SI 91 F FF 92 B FF 91 S SI 92 1-3 K		C CU 73 F SI 90 F FC 87 B SI 91 X SL 82 1-2 P6			C SI 89 F SI 90 F SI 91 F FF 92 X SI 91 0-2 G4-3		S FS 80 1 SAFE B SI 91 F SI 92 X SI 91 1-2 1 G1-6-3 1-2 1B		4	0	1	0	0	1	0
1 Luis Castillo, S (1, 4) OBP: 0.367, SLG: 0.325	B SI 91 B FF 92 X SI 89 2-0 B2-3		C FF 90 B SI 90 X SI 90 1-1 G4-3			B SI 91 B SL 80 C SI 90 X FF 90 2-1 5 G4-6-3 1B		C SI 92 X SI 92 0-1 G1-6-3 1-2f		4	0	1	0	0	0	2
5 David Wright, R (1, 5) OBP: 0.385, SLG: 0.514	B FF 90 C FF 92 X FF 92 1-1 G6-3		F FC 86 B FC 86 B FC 85 B SI 92 X SI 91 3-1 G4-3			1 SAFE B FC 87 1 SAFE C SI 91 C SL 80 1 SAFE B FF 92 X SI 90 2-2 G4-6-3 1-2f			C FF 95 X SL 81 0-1 15 L4-3 1B	4	0	1	0	0	0	1
15 Carlos Beltrán, S (1, 8) OBP: 0.375, SLG: 0.457		F FF 90 B SI 91 B SI 92 X FS 80 2-1 HR		C FS 78 X FS 79 0-1 G4-3			C SI 88 B FF 90 X SI 89 1-1 9 21 S FC6-4-3 1B		B CH 86 F CH 86 B FF 94 X CH 86 2-1 L4-3 1-1	4	1	2	1	0	0	1
21 Carlos Delgado, L (1, 3) OBP: 0.301, SLG: 0.364		X SI 92 0-0 HR		B SI 91 F SI 91 B SI 91 F SI 91 B SI 92 F FS 80 S CU 75 3-3 K			F SI 91 1 SAFE B SI 91 B FF 91 S FS 79 X CU 75 2-2 F8 1-2		B FF 91 X SI 91 1-0 L8	4	1	1	1	0	1	1
9 Marlon Anderson, L (1, 7) OBP: 0.204, SLG: 0.269		S SI 92 X FS 80 0-1 B2-3		X FS 79 0-0 G6-3			B FS 80 C FS 80 X SI 92 1-1 FC6-4-5 2-3			3	0	0	0	0	0	1
23 Brian Schneider, L (1, 2) OBP: 0.342, SLG: 0.343		C FF 90 S FS 82 B FS 82 B SI 91 B SI 91 F SI 92 C SI 92 3-3 K			C FS 79 S CU 74 C SI 90 0-3 K		B SI 92 B SI 92 X SI 92 2-0 G4-3			3	0	0	0	0	2	1
Endy Chavez, L (1, 9) OBP: 0.224, SLG: 0.204		B SI 92 C SI 92 X FF 91 1-1 2B			B SI 89 F FF 90 X FS 80 1-1 F9			B SI 89 C FF 89 X FF 88 1-1 B1-3		3	0	1	0	0	0	0
57 Johan Santana, L (1, 1) OBP: 0.238, SLG: 0.350 19 Ryan Church, L (8, PH) OBP: 0.383, SLG: 0.537 25 Pedro Feliciano, L (8, 1)		C FF 92 X SI 93 0-1 G6-3			X FF 91 0-0 F9			C FF 90 B I X 1-2 7 1B 1B		2 1 0	0 0 0	0 1 0	0 0 0	0 0 0	0 0 0	1 0 0
Inning Stats	R: 0 E: 0 K: 1 S: 6 H: 0 LOB: 0 BB: 0 P: 10	R: 2 E: 0 K: 1 S: 13 H: 3 LOB: 1 BB: 0 P: 19	R: 0 E: 0 K: 0 S: 8 H: 0 LOB: 0 BB: 0 P: 13	R: 0 E: 0 K: 1 S: 7 H: 0 LOB: 0 BB: 0 P: 10	R: 0 E: 0 K: 1 S: 6 H: 0 LOB: 0 BB: 0 P: 7	R: 0 E: 0 K: 0 S: 10 H: 1 LOB: 0 BB: 0 P: 14	R: 0 E: 0 K: 0 S: 8 H: 1 LOB: 1 BB: 0 P: 14	R: 0 E: 0 K: 0 S: 10 H: 2 LOB: 1 BB: 0 P: 13	R: 0 E: 0 K: 0 S: 5 H: 1 LOB: 0 BB: 0 P: 8	1B: 5 2B: 2 3B: 0 HR: 2	SF: 0 SAC: 0 DP: 3 HBP: 0					

PITCHER		IP	WLS	BF	H	R	ER	SO	BB	IBB	HBP	BLK	WP	HR	S	P	ERA	WHIP
15 Tim Hudson, R ERA: 2.97	(1, 1)	8.0	W	29	7	2	2	4	0	0	0	0	0	2	68	100	2.25	0.875
46 Manny Acosta, R ERA: 3.04	(9, 1)	0.2	H	2	1	0	0	0	0	0	0	0	0	0	4	6	0.00	1.500
Will Ohman, L ERA: 2.29	(9, 1)	0.1	S	1	0	0	0	0	0	0	0	0	0	0	1	2	0.00	0.000

PITCHER	IP	WLS	BF	H	R	ER	SO	BB	IBB	HBP	BLK	WP	HR	S	P	ERA	WHIP

TOP

New York Mets @ Atlanta Braves

Turner Field, Atlanta, GA

Thu May 22 2008, 7:00 PM EDT

Att. 30,348 - Clear - 82 F

livebaseballscorecards.com

AB	32
R	2
H	8
RBI	2
BB	0
SO	4
LOB	8

PA: 32

BOTTOM

New York Mets @ Atlanta Braves

Turner Field, Atlanta, GA

Thu May 22 2008, 7:00 PM EDT

Att. 30,348 - Clear - 82 F

livebaseballscorecards.com

Batter	1	2	3	4	5	6	7	8	9	AB	R	H	RBI	BB	SO	LOB
4 Omar Infante, R (1, 6) OBP: 0.351, SLG: 0.412	B FF 88 F SI 89 F CH 79 X CH 80 1-2 ① F7		X SI 91 0-0 ① F9		B SI 90 C SI 90 C FF 91 X SI 93 1-2 ① G6-3		F CH 81 X FF 94 0-1 11 1B; 11 WP; 10 1B; 1B; 3-H			4	1	1	1	0	0	0
11 Mark Kotsay, L (1, 8) OBP: 0.345, SLG: 0.444	X SI 91 0-0 10 G6-4-3; 1B		B SI 92 S SL 83 X SL 84 1-1 ② F9		C SI 92 X FF 93 0-1 ② G1-6-3		1 SAFE B SI 92 C SL 84 F SI 93 B SL 85 X SL 84 2-2 10 1B; 1B; 1-3; 1B			4	1	2	0	0	0	0
10 Chipper Jones, S (1, 5) OBP: 0.482, SLG: 0.682	B FF 91 S CH 77 B SI 92 B SI 90 X SI 92 3-1 ②③ G6-4-3 1-2f		X FF 92 0-0 1B; 1B		B SI 92 X CH 82 1-0 ③ F8		F SI 92 X SI 92 0-1 1B; 1-3; 3-H; 1B			4	0	2	1	0	0	1
Mark Teixeira, S (1, 3) OBP: 0.367, SLG: 0.442		B FF 92 X SI 89 1-0 E2; 23 1B; 2 1B	C SI 92 B FF 93 B CH 79 X SI 93 2-1 1-2; 1B		X SI 92 0-0 ① L4		C FF 93 X SI 93 0-1 7 G1-6-3; 1-2; 3-H; 1B			4	1	2	1	0	0	0
7 Jeff Francoeur, R (1, 9) OBP: 0.312, SLG: 0.419		F SI 91 X SI 91 0-1 ① F7	S CH 79 X CH 80 0-1 ③ F7			B FF 93 F CH 81 S CH 79 F SL 86 X CH 80 1-2 ② P2	S CH 80 X CH 82 0-1 ②③ G1-6-3 1-2f			4	0	0	0	0	0	5
16 Brian McCann, L (1, 2) OBP: 0.390, SLG: 0.598		F SI 93 X SL 80 0-1 ② F9	B SL 82 X SL 83 1-0 ① G3			F SI 92 X FF 93 0-1 23 FC5-4; 1B	B CU 75 F SI 86 F CU 75 B SI 87 C SI 88 2-3 ① K			4	0	1	0	0	1	1
23 Matt Diaz, R (1, 7) OBP: 0.280, SLG: 0.331		B SI 92 B FF 92 X SI 89 2-0 2 1B; 1-2; 1B	X SI 91 0-0 ② F9			C CH 78 X CH 82 0-1 ③ FC5-4 1-2f	C CU 76 B CU 77 F SI 88 B SI 87 S CU 74 2-3 ② K			4	0	1	0	0	1	1
2 Kelly Johnson, L (1, 4) OBP: 0.361, SLG: 0.503		C SL 82 S SL 83 B SI 93 D SL 81 B CH 79 X SL 84 3-2 1-3; 2-H; 1B	B SI 92 C SL 82 C FF 93 F SI 93 X SL 85 1-2 1B				C SL 84 C SI 94 B SL 85 X SI 93 1-2 15 SH1-4; 4 1B; 2B	C CU 78 F SI 87 B CU 78 F SI 87 B CU 77 X 2-2 ③ G3-1		4	1	3	1	0	0	0
15 Tim Hudson, R (1, 1) OBP: 0.100, SLG: 0.053 46 Manny Acosta, R (9, 1) Will Ohman, L (9, 1)		D CH 80 C SI 91 B CH 80 S SI 92 C FF 92 2-3 ③ K	B SI 91 X SI 91 1-0 ③ G1-3				B SI 91 L SI 90 L SI 91 X SL 84 1-2 ① SH1-4 2-3			2 0 0	0 0 0	0 0 0	0 0 0	0 0 0	1 0 0	3 0 0
Inning Stats	R: 0 E: 0 K: 0 S: 6 H: 1 LOB: 0 BB: 0 P: 10	R: 1 E: 1 K: 1 S: 12 H: 2 LOB: 2 BB: 0 P: 20	R: 0 E: 0 K: 0 S: 8 H: 2 LOB: 2 BB: 0 P: 11	R: 0 E: 0 K: 0 S: 7 H: 1 LOB: 1 BB: 0 P: 10	R: 0 E: 0 K: 0 S: 6 H: 0 LOB: 0 BB: 0 P: 8	R: 0 E: 0 K: 0 S: 9 H: 1 LOB: 1 BB: 0 P: 10	R: 3 E: 0 K: 0 S: 17 H: 5 LOB: 1 BB: 0 P: 21	R: 0 E: 0 K: 2 S: 10 H: 0 LOB: 0 BB: 0 P: 16		1B: 11 2B: 1 3B: 0 HR: 0 SF: 0 SAC: 1 DP: 2 HBP: 0						

	AB	34
	R	4
	H	12
	RBI	4
	BB	0
	SO	3
	LOB	11

WP: 1 PB: 0 SB: 0 CS: 0 PA: 35

PITCHER		IP	WLS	BF	H	R	ER	SO	BB	IBB	HBP	BLK	WP	HR	S	P	ERA	WHIP
57 Johan Santana, L ERA: 3.36	(1, 1)	7.0	L	32	12	4	3	1	0	0	0	0	1	0	65	90	3.86	1.714
25 Pedro Feliciano, L ERA: 2.55	(8, 1)	1.0		3	0	0	0	2	0	0	0	0	0	0	10	16	0.00	0.000

PITCHER	IP	WLS	BF	H	R	ER	SO	BB	IBB	HBP	BLK	WP	HR	S	P	ERA	WHIP

Arizona Diamondbacks @ Atlanta Braves

Turner Field, Atlanta, GA

Fri May 23 2008, 7:30 PM EDT

Att. 27,263 - Cloudy - 72 F

TOP

livebaseballscorecards.com

Batter	1	2	3	4	5	6	7	8	9	AB	R	H	RBI	BB	SO	LOB
24 Chris Young, R (1, 8) OBP: 0.341, SLG: 0.474	B SI 90 C CH 82 F CU 72 F CU 78 B SI 93 B SI 90 X FF 91 3-2 ① F8	B SI 91 F SI 91 B SI 91 X CH 84 2-1 ② P6		C CH 81 B CH 80 B SI 91 X SL 81 2-1 E7 6 F8 2-H 3-H 1B		C FF 94 B FF 94 F FF 94 B FF 95 X FF 95 2-2 2-H HR		C SI 87 B SI 88 F CH 78 X CU 72 1-2 ② F8		5	1	2	3	0	0	0
6 Stephen Drew, L (1, 6) OBP: 0.337, SLG: 0.546	F SI 92 F FF 91 B SL 81 X CU 72 1-2 HR	B FF 91 C SL 81 F FF 92 F SL 80 X CU 79 1-2 ③ G4-3		F FF 91 B SI 92 X FF 89 1-1 ② F8 2-3		B FF 94 X FF 93 1-0 1 G6-3 1B		B SI 89 B CU 72 B SI 87 C SI 87 F SI 88 X SI 88 3-2 ③ G1-3		5	1	2	1	0	0	1
1 Orlando Hudson, S (1, 4) OBP: 0.365, SLG: 0.456 11 Augie Ojeda, S (8, 4) OBP: 0.422, SLG: 0.436	C FF 92 C SI 91 S CH 82 0-3 ② K		F FF 89 B CH 81 X CH 82 1-1 ① F9	F FF 90 X CU 71 0-1 ③ G5-3		C FF 93 B CU 74 S FF 91 X CH 82 1-2 ②③ G6-3 1-2f			B FF 93 B FF 92 X FF 93 2-0 ① G4-3	4 1	0 0	0 0	0 0	1 0	2 0
34 Conor Jackson, R (1, 3) OBP: 0.381, SLG: 0.503	T SI 91 B SI 91 B CH 82 F SI 92 B SI 92 B SI 93 4-2 10 BB 19 2B BB		B SI 91 C SL 79 X SI 91 1-1 ② G5-3		B SI 89 B FF 90 X SI 89 2-0 HR		B FF 92 B FF 92 C FF 92 B SL 85 X FF 91 3-1 ① F9		B FF 92 C FF 93 B FF 92 B FF 92 C FF 93 X FF 93 3-2 ② P1	4	2	1	1	1	0	0
10 Justin Upton, R (1, 9) OBP: 0.381, SLG: 0.479	1 SAFE B SI 91 F CH 82 F FF 91 1 SAFE B CH 82 D CU 73 B CH 83 4-2 1-2 19 2B BB		B FF 90 B SL 81 B SI 91 B FF 91 4-0 BB		C CU 71 B CH 81 F CH 80 C FF 91 1-3 ① K		B FF 93 C FF 94 B SL 86 S FF 94 B FF 95 X 3-2 ② F9		B CU 78 C CU 78 S FC 94 B FF 92 C FF 93 2-3 ③ K	3	1	0	0	2	2	0
19 Chris Snyder, R (1, 2) OBP: 0.372, SLG: 0.491 39 Max Scherzer, R (8, 1) 45 Doug Slaten, L (9, 1)	F SI 91 C SI 92 X CH 83 0-2 1-H 2-H 22 HR 2B		B FF 91 S CH 83 B CH 82 1 SAFE C SI 91 F CH 82 1 SAFE S FF 91 2-3 ③ K		C FF 91 C CU 71 B CH 80 C FF 91 2-3 ② K		B SL 84 C FF 91 B FF 93 S FF 93 F FF 94 B FF 94 B FF 92 4-2 BB			3 0 0	1 0 0	1 0 0	2 0 0	1 0 0	2 0 0	1 0 0
22 Eric Byrnes, R (1, 7) OBP: 0.282, SLG: 0.382 Jeff Salazar, L (7, 7) OBP: 0.346, SLG: 0.478	X SI 90 0-0 2-H HR			B CH 81 B SI 90 C FF 90 S CH 80 B FF 93 X FF 91 3-2 49 SH2-4 27 E 24 1B 1B	C CU 72 B CH 83 X SI 91 1-1 ③ G4-3		B FF 92 C FF 91 F SL 84 C FF 93 1-3 ③ K			4 0	2 0	2 0	2 0	0 0	1 0	1 0
27 Mark Reynolds, R (1, 5) OBP: 0.317, SLG: 0.410	B CU 73 F CH 83 F CH 83 F SI 92 X CH 80 1-2 ③ G2-3			B SI 91 S FF 90 1 SAFE B CH 81 X FF 90 2-1 49 SH2-4 24 E 1-2		F FF 94 C FF 94 H FF 90 1-2 49 SH3 24 HR HBP		C SI 86 B CH 76 S SI 86 F SI 88 B CU 71 F SI 87 B CU 68 X SI 88 3-2 HR		3	3	1	1	0	0	1
49 Doug Davis, R (1, 1) OBP: 0.500, SLG: 0.500 7 Robby Hammock, R (8, PH) OBP: 0.280, SLG: 0.227 (8, 2)		C FF 90 X FF 90 0-1 ① F9		X SI 89 0-0 ① SH2-4 1-2 2-3		L FF 94 X FF 94 0-1 ① SH3 1-2		C SI 87 X SI 88 0-1 ① G1-3		1 1	0 0	0 0	0 0	0 0	0 0	0 0
Inning Stats	R: 5 E: 0 K: 1 S: 22 H: 3 LOB: 0 BB: 2 P: 35	R: 0 E: 0 K: 0 S: 8 H: 0 LOB: 0 BB: 0 P: 11	R: 0 E: 0 K: 1 S: 8 H: 0 LOB: 1 BB: 1 P: 16	R: 2 E: 2 K: 0 S: 12 H: 2 LOB: 1 BB: 0 P: 20	R: 1 E: 0 K: 2 S: 9 H: 1 LOB: 0 BB: 0 P: 15	R: 2 E: 0 K: 0 S: 11 H: 2 LOB: 0 BB: 0 P: 16	R: 0 E: 0 K: 1 S: 11 H: 0 LOB: 1 BB: 1 P: 22	R: 1 E: 0 K: 0 S: 13 H: 1 LOB: 0 BB: 0 P: 20	R: 0 E: 0 K: 1 S: 7 H: 0 LOB: 0 BB: 0 P: 14	1B: 3 2B: 1 3B: 0 HR: 5 SF: 0 SAC: 2 DP: 1 HBP: 1						

	AB	34
	R	11
	H	9
	RBI	10
	BB	4
	SO	6
	LOB	6

WP: 0 PB: 0 SB: 0 CS: 0 PA: 41

PITCHER		IP	WLS	BF	H	R	ER	SO	BB	IBB	HBP	BLK	WP	HR	S	P	ERA	WHIP
37 Jo-Jo Reyes, L ERA: 5.84	(1, 1)	5.0	L	25	6	8	7	4	3	0	0	0	0	3	59	97	12.60	1.800
Chris Resop, R ERA: 5.94	(6, 1)	2.0		9	2	2	2	1	1	0	1	0	0	1	22	38	9.00	1.500
Royce Ring, L ERA: 6.75	(8, 1)	1.0		4	1	1	1	0	0	0	0	0	0	1	13	20	9.00	1.000
54 Phil Stockman, R ERA:	(9, 1)	1.0		3	0	0	0	1	0	0	0	0	0	0	7	14	0.00	0.000

PITCHER	IP	WLS	BF	H	R	ER	SO	BB	IBB	HBP	BLK	WP	HR	S	P	ERA	WHIP

BOTTOM

Arizona Diamondbacks @ Atlanta Braves

Turner Field, Atlanta, GA

Fri May 23 2008, 7:30 PM EDT

Att. 27,263 - Cloudy - 72 F

livebaseballscorecards.com

Batter	1	2	3	4	5	6	7	8	9	AB	R	H	RBI	BB	SO	LOB
19 Yunel Escobar, R (1, 6) OBP: 0.378, SLG: 0.424	B FF 85 F FF 84 B FC 82 X FC 81 2-1 ① G5-3	B FC 83 X FC 83 1-0 ③ F9			B CU 67 B FC 82 F FC 84 X FC 81 2-1 ② G4-3			B FF 96 X FF 95 1-0 ② G4-3		4	0	0	0	0	0	2
11 Mark Kotsay, L (1, 8) OBP: 0.343, SLG: 0.440 54 Phil Stockman, R (9, 1)	B FC 82 X FC 82 1-0 ② F8		C FC 81 X SL 67 0-1 G6-4-3, 10, 1B, 1B		B FF 85 S FF 85 X FC 84 1-1 ③ G6-3			X FF 95 0-0 ③ G3		4	0	1	0	0	0	0
										0	0	0	0	0	0	0
10 Chipper Jones, S (1, 5) OBP: 0.487, SLG: 0.684 4 Omar Infante, R (6, PH) OBP: 0.359, SLG: 0.417 (7, 5)	B CH 78 B B C B 4-1 BB		X FC 81 0-0 G6-4-3 1-2 1B			B FC 82 B FC 82 C FC 85 B FC 83 X FC 82 3-1 ① F8			B FF 90 X FF 90 1-0 7, E, 1B	1	0	1	0	1	0	0
										2	0	1	0	0	0	0
Mark Teixeira, S (1, 3) OBP: 0.362, SLG: 0.434 Greg Norton, S (7, 3) OBP: 0.455, SLG: 0.353	B FC 83 C FC 81 B S B X 3-2 ③ G6-3		C FC 83 S CU 68 B FC 84 F FC 83 B FC 83 X FC 83 2-2 ① ② G6-4-3 1-2f 2-3			B SL 68 F FC 82 F CH 79 C FC 83 1-3 ② K			B FF 91 X CH 84 1-0 ① F7	3	0	0	0	0	1	3
										1	0	0	0	0	0	1
7 Jeff Francoeur, R (1, 9) OBP: 0.306, SLG: 0.411		C FC 82 S CU 69 B FC 81 X SL 68 1-2 ① G6-3	C FC 83 F FC 83 B FC 85 S FC 85 1-3 ③ K			B FC 82 S FC 82 S FC 82 X FC 83 1-2 ③ F7			X FF 90 0-0 E1 1-2	4	0	0	0	0	1	2
16 Brian McCann, L (1, 2) OBP: 0.400, SLG: 0.602 Royce Ring, L (8, 1) 1 Grégor Blanco, L (9, 8) OBP: 0.404, SLG: 0.322		B CU 68 B SL 68 B FC 83 B FF 85 4-0 23, HBP, 2, E, BB		C FF 84 X FC 82 0-1 2, G4-6-3, 1B			B FF 83 C FC 82 C CU 68 X FF 85 1-2 2, G6-3, 1B		F FF 90 C SL 80 B SL 82 S SL 82 1-3 ② K	2	1	2	0	1	0	0
										0	0	0	0	0	0	0
										1	0	0	0	0	1	2
23 Matt Diaz, R (1, 7) OBP: 0.279, SLG: 0.323		S FC 83 S FC 84 H FC 84 1-2 2, E, 1-2, HBP		S FC 82 F CH 78 B FC 83 S FC 85 1-3 ① K			D CH 78 B FC 83 X FC 82 2-0 ① F9		B SL 79 X SI 90 1-0 ③ G4-3	3	0	0	0	0	1	4
2 Kelly Johnson, L (1, 4) OBP: 0.361, SLG: 0.500		B FC 85 C FC 82 X CU 70 1-1 E9, 1-3, 2-H, 1B		B FC 81 F FC 82 X FF 87 1-1 ② ③ G4-6-3 1-2f			X FF 84 0-0 ② ③ G6-3 1-2f			3	0	1	1	0	0	2
37 Jo-Jo Reyes, L (1, 1) 8 Ruben Gotay, S (5, PH) OBP: 0.389, SLG: 0.276 Chris Resop, R (6, 1) Corky Miller, R (8, 2) OBP: 0.182, SLG: 0.100		B FC 82 X FF 85 1-0 ② G1-3			C FC 81 B CH 78 F FC 81 S CU 70 1-3 ① K			F FF 94 B FF 95 B FF 96 S FF 96 S FF 96 2-3 ① K		1	0	0	0	0	0	2
										1	0	0	0	0	1	0
										0	0	0	0	0	0	0
										1	0	0	0	0	1	0

	AB	31
	R	1
	H	6
	RBI	1
	BB	2
	SO	6
	LOB	18

Inning Stats	1	2	3	4	5	6	7	8	9	1B: 6	SF: 0	WP: 0	PA: 34
R:	0	1	0	0	0	0	0	0	0	2B: 0	SAC: 0	PB: 0	
E:	0	1	0	0	0	0	0	0	1	3B: 0	DP: 3	SB: 0	
K:	0	0	1	0	1	1	0	1	1	HR: 0	HBP: 1	CS: 0	
S:	7	9	10	7	7	8	5	5	7				
H:	0	1	2	1	0	0	1	0	1				
LOB:	1	2	1	0	0	0	0	0	2				
BB:	1	1	0	0	0	0	0	0	1				
P:	17	18	13	9	11	13	8	8	11				

PITCHER		IP	WLS	BF	H	R	ER	SO	BB	IBB	HBP	BLK	WP	HR	S	P	ERA	WHIP
49 Doug Davis, L ERA: 2.7	(1, 1)	7.0	W	26	5	1	1	4	2	0	1	0	0	0	53	89	1.29	1.000
39 Max Scherzer, R ERA: 2.21	(8, 1)	1.0		3	0	0	0	1	0	0	0	0	0	0	5	8	0.00	0.000
45 Doug Slaten, L ERA: 2.45	(9, 1)	1.0		5	1	0	0	1	0	0	0	0	0	0	7	11	0.00	1.000

PITCHER	IP	WLS	BF	H	R	ER	SO	BB	IBB	HBP	BLK	WP	HR	S	P	ERA	WHIP

Arizona Diamondbacks @ Atlanta Braves

Turner Field, Atlanta, GA

Sat May 24 2008, 3:55 PM EDT
Att. 36,263 - Partly Cloudy - 83 F

livebaseballscorecards.com

Batter	1	2	3	4	5	6	7	8	9	AB	R	H	RBI	BB	SO	LOB
24 Chris Young, R (1, 8) OBP: 0.339, SLG: 0.466	C FF 87 B SL 83 F SL 82 B CH 77 F FF 86 S CH 76 2-3 K ①		B SL 83 S CH 74 F SL 84 F CU 72 B FF 89 X FF 88 2-2 F8 ③			B SI 91 B CU 82 B FF 92 C FF 91 B SI 93 4-1 1 BB 6 E BB	B SL 84 F FF 93 F FF 92 F FF 94 B SI 94 D SL 85 C FF 93 3-3 K ③			3	0	0	0	1	2	3
6 Stephen Drew, L (1, 6) OBP: 0.330, SLG: 0.533	F FF 88 X FF 89 0-1 F7 ②			X CH 75 0-0 F9 ①		D SI 92 1 SAFE 1 SAFE B FF 91 1 SAFE X FF 91 2-0 FC1 1 BB 1-2		S SL 81 F SL 81 X FF 91 0-2 G4-3 ①		4	0	0	0	0	0	1
1 Orlando Hudson, S (1, 4) OBP: 0.363, SLG: 0.447	B CH 76 B CH 76 X FF 87 2-0 G6-3 ③			B FF 88 S CH 75 B CH 77 F SL 82 X CU 70 2-2 G4-3 ②		B SI 91 B FF 91 B SI 91 C FF 90 F FF 90 B FF 91 4-2 34 G6-3 BB 1-2 2-3		B FF 94 F FF 95 B FF 94 C FF 94 X FF 95 2-2 G5-3 ②		3	0	0	0	1	0	0
34 Conor Jackson, R (1, 3) OBP: 0.378, SLG: 0.497		C FF 86 B SL 83 F FF 86 B CU 73 X CH 76 2-2 F9 ①		X CH 76 0-0 1B		C FF 92 C SI 93 X SI 92 0-2 G6-3 ② ③ 1-2f		F FF 94 B FF 95 F FF 95 X FF 95 1-2 G6-3 ③		4	0	1	0	0	0	3
10 Justin Upton, R (1, 9) OBP: 0.379, SLG: 0.470		F SL 83 C CH 77 B CU 73 T CU 71 1-2 K ②		1 SAFE B SL 82 C SL 80 F FF 85 1 SAFE B CH 75 F CH 76 C CH 75 2-3 K ③			B SI 91 C CU 77 B CU 81 F FF 92 B SI 94 F FF 92 B SI 93 4-2 22 FC5 11 1B BB		C FF 93 S FF 93 S FF 95 0-3 K ①	3	1	0	0	1	3	1
22 Eric Byrnes, R (1, 7) OBP: 0.276, SLG: 0.373		C SL 82 F SL 78 B FF 89 F CH 77 F CU 72 X CH 77 1-2 P2 ③			B SL 82 X SI 90 1-0 P2 ①		C SI 91 1 SAFE B SI 93 1 SAFE X SI 92 1-1 FC5 11 1B 1-2		B SI 94 B FF 93 T FF 94 X FF 95 2-1 P4 ②	4	0	0	0	0	0	1
26 Miguel Montero, L (1, 2) OBP: 0.396, SLG: 0.405			B CH 77 B CH 75 F FF 86 C FF 86 F CH 77 X CH 77 2-2 F7 ①		F SI 90 B SI 92 S SI 91 C SI 92 1-3 K ②		B FF 91 B SI 90 X FF 90 2-0 F7 ①		B CU 74 F SI 93 F CH 85 F FF 94 B FF 94 B FF 95 B FF 94 4-2 BB	3	0	0	0	1	1	2
27 Mark Reynolds, R (1, 5) OBP: 0.316, SLG: 0.406			C SL 82 F FF 85 B FC 89 F CU 72 B CH 77 X FF 85 2-2 SH5-4 1B		B SI 92 X CU 81 1-0 F9 ③		B FF 93 C SI 92 B SL 85 S SI 92 S SI 92 2-3 K ②		F FF 94 X FF 94 0-1 F8 ③	4	0	1	0	0	1	3
Randy Johnson, R (1, 1) OBP: 0.308, SLG: 0.182			L SL 81 1 SAFE X SL 81 0-1 SH5-4 ② 1-2			C FF 88 C SI 90 B SI 92 B FF 92 S FF 92 2-3 K ①	B SI 93 B FF 92 C FF 91 X SI 92 2-1 1-2 2-H 1B			1	0	0	0	0	1	0
11 Augie Ojeda, S (7, PH) OBP: 0.431, SLG: 0.446										1	0	1	1	0	0	0
56 Ramon Pena, R (7, 1)										0	0	0	0	0	0	0
45 Doug Slaten, L (9, 1)										0	0	0	0	0	0	0
50 Chad Qualls, R (9, 1)										0	0	0	0	0	0	0
Inning Stats	R: 0 E: 0 K: 1 S: 7 H: 0 LOB: 0 BB: 0 P: 11	R: 0 E: 0 K: 1 S: 11 H: 0 LOB: 0 BB: 0 P: 15	R: 0 E: 0 K: 0 S: 14 H: 1 LOB: 1 BB: 0 P: 20	R: 0 E: 0 K: 1 S: 9 H: 1 LOB: 1 BB: 0 P: 13	R: 0 E: 0 K: 1 S: 5 H: 0 LOB: 0 BB: 0 P: 8	R: 0 E: 1 K: 1 S: 10 H: 0 LOB: 2 BB: 2 P: 22	R: 1 E: 0 K: 2 S: 15 H: 1 LOB: 2 BB: 1 P: 29	R: 0 E: 0 K: 0 S: 9 H: 0 LOB: 0 BB: 0 P: 12	R: 0 E: 0 K: 1 S: 10 H: 0 LOB: 1 BB: 1 P: 16	1B: 3 2B: 0 3B: 0 HR: 0	SF: 0 SAC: 1 DP: 1 HBP: 0					

TOP

AB	30
R	1
H	3
RBI	1
BB	4
SO	8
LOB	14

WP: 0 PA: 35
PB: 0
SB: 0
CS: 0

PITCHER		IP	WLS	BF	H	R	ER	SO	BB	IBB	HBP	BLK	WP	HR	S	P	ERA	WHIP
57 Jorge Campillo, R ERA: 0.86	(1, 1)	4.0		14	2	0	0	3	0	0	0	0	0	0	41	59	0.00	0.500
30 Jeff Bennett, R ERA: 3.6	(5, 1)	3.0		14	1	1	1	4	3	0	0	0	0	0	30	59	3.00	1.333
Will Ohman, L ERA: 2.25	(8, 1)	0.1		1	0	0	0	0	0	0	0	0	0	0	3	3	0.00	0.000
56 Blaine Boyer, R ERA: 4.23	(8, 1)	1.2	W	6	0	0	0	1	1	0	0	0	0	0	16	25	0.00	0.600

PITCHER	IP	WLS	BF	H	R	ER	SO	BB	IBB	HBP	BLK	WP	HR	S	P	ERA	WHIP

Batter	1	2	3	4	5	6	7	8	9	AB	R	H	RBI	BB	SO	LOB
19 Yunel Escobar, R (1, 6) OBP: 0.376, SLG: 0.420	X SI 89 0-0 G6-3 ①		C SL 83 B SL 83 S SL 83 X SL 84 1-2 4 G1-3 3-H 1B		B FS 85 F SI 91 S SL 85 S SL 86 1-3 K ②			X SL 88 0-0 B1 ①		4	0	1	1	0	1	2
4 Omar Infante, R (1, 4) OBP: 0.326, SLG: 0.375	C FF 88 B SL 82 B SL 82 X SI 90 2-1 F9 ②		1 SAFE L SI 91 S FF 92 B SI 90 1 SAFE X SL 85 1-2 G1-3 ②		F SL 86 F SI 92 S SI 92 0-3 K ③			1 SAFE B SL 86 1 SAFE X FF 94 1-0 G5-4-3 ②③ 1-2f		4	0	0	0	0	1	3
10 Chipper Jones, S (1, 5) OBP: 0.488, SLG: 0.680	X FS 84 0-0 1B		X FS 85 0-0 G1-3 ③			B SI 88 C SL 81 X FS 82 1-1 G6-3 ①			B CH 84 B CH 84 B FF 90 C FF 90 F FF 92 X FF 92 3-2 7 HR G6-3 1B	4	1	2	0	0	0	1
Mark Teixeira, S (1, 3) OBP: 0.355, SLG: 0.425	C SL 82 B SI 92 S FS 85 S SL 85 1-3 K ③			S SL 83 F SL 84 B FF 91 B SL 87 S FS 86 2-3 K ①		F FS 83 F SL 83 X SL 86 0-2 G5-3 ②			C FF 91 F SL 82 D SL 82 F SL 82 X FF 91 1-2 G6-3 ① 1-2	4	0	0	0	0	2	2
7 Jeff Francoeur, R (1, 9) OBP: 0.310, SLG: 0.428		F SL 81 B SI 92 F SI 92 S SL 86 1-3 K ①		F FS 84 F SL 83 B SI 92 B SI 91 X SL 84 2-2 1B		C SL 84 F SL 86 B SL 85 S SI 91 1-3 K ③			S SL 84 X SL 86 0-1 2-H HR	4	1	2	2	0	2	0
23 Matt Diaz, R (1, 7) OBP: 0.273, SLG: 0.315 Will Ohman, L (8, 1) 56 Blaine Boyer, R (8, 1)		C SI 92 S SI 91 S SI 91 0-3 K ②		B SL 84 B SL 83 1 SAFE B FS 84 C SI 92 S SL 84 S SL 84 3-3 K ②			X SL 83 0-0 F9 ①			3	0	0	0	0	2	1
										0	0	0	0	0	0	0
										0	0	0	0	0	0	0
Corky Miller, R (1, 2) OBP: 0.160, SLG: 0.087		C SL 83 S SL 84 B FF 91 F SL 86 B SI 92 C FF 92 2-3 K ③		F SL 86 B FS 84 F SL 84 1 SAFE S FF 92 1-3 K ③			C FF 94 C FF 95 F SL 87 X SL 88 0-2 F8 ②			3	0	0	0	0	2	1
1 Grégor Blanco, L (1, 8) (8, 7) OBP: 0.402, SLG: 0.344			S SL 81 B SL 83 B SI 91 B SL 82 X SI 89 3-1 19 1B 3B		C SL 81 B SL 82 X SL 82 1-1 G4-3 ①		L FF 94 S FF 95 B FF 96 B FF 95 X FF 88 2-2 G3-1 ③			3	1	1	0	0	0	0
57 Jorge Campillo, R (1, 1) 30 Jeff Bennett, R (5, 1) OBP: 0.286, SLG: 0.167 11 Mark Kotsay, L (8, 8) OBP: 0.346, SLG: 0.443			X SL 82 0-0 G5-3 ①		B FF 91 C SL 84 S SL 83 X SL 85 1-2 1B			B FF 94 S CH 85 S CH 86 F FF 96 X CH 88 1-2 4 G5-4-3 1B		1	0	0	0	0	0	1
										1	0	1	0	0	0	0
										1	0	1	0	0	0	0

BOTTOM

Arizona Diamondbacks @ Atlanta Braves

Turner Field, Atlanta, GA

Sat May 24 2008, 3:55 PM EDT
Att. 36,263 - Partly Cloudy - 83 F

livebaseballscorecards.com

AB	32
R	3
H	8
RBI	3
BB	0
SO	10
LOB	11

Inning Stats	1	2	3	4	5	6	7	8	9
	R: 0 E: 0 K: 1 S: 7 H: 1 LOB: 1 BB: 0 P: 10	R: 0 E: 0 K: 3 S: 10 H: 0 LOB: 0 BB: 0 P: 13	R: 1 E: 0 K: 0 S: 10 H: 2 LOB: 1 BB: 0 P: 15	R: 0 E: 0 K: 3 S: 12 H: 1 LOB: 1 BB: 0 P: 20	R: 0 E: 0 K: 2 S: 11 H: 1 LOB: 1 BB: 0 P: 14	R: 0 E: 0 K: 1 S: 8 H: 0 LOB: 0 BB: 0 P: 10	R: 0 E: 0 K: 0 S: 8 H: 0 LOB: 0 BB: 0 P: 10	R: 0 E: 0 K: 0 S: 6 H: 1 LOB: 0 BB: 0 P: 8	R: 2 E: 0 K: 0 S: 9 H: 2 LOB: 0 BB: 0 P: 13

1B: 6	SF: 0
2B: 0	SAC: 0
3B: 1	DP: 1
HR: 1	HBP: 0

WP: 0	PA: 32
PB: 0	
SB: 0	
CS: 0	

PITCHER		IP	WLS	BF	H	R	ER	SO	BB	IBB	HBP	BLK	WP	HR	S	P	ERA	WHIP
Randy Johnson, L ERA: 4.03	(1, 1)	6.0		23	5	1	1	10	0	0	0	0	0	0	58	82	1.50	0.833
56 Ramon Pena, R ERA: 3.91	(7, 1)	2.0		6	1	0	0	0	0	0	0	0	0	0	14	18	0.00	0.500
45 Doug Slaten, L ERA: 3.0	(9, 1)	0.1	L	2	1	1	1	0	0	0	0	0	0	0	7	11	27.00	3.000
50 Chad Qualls, R ERA: 3.04	(9, 1)	0.0		1	1	1	1	0	0	0	0	0	0	1	2	2	∞	∞

PITCHER	IP	WLS	BF	H	R	ER	SO	BB	IBB	HBP	BLK	WP	HR	S	P	ERA	WHIP

Arizona Diamondbacks @ Atlanta Braves

Turner Field, Atlanta, GA

Sun May 25 2008, 1:30 PM EDT

Att. 35,628 - Partly Cloudy - 77 F

TOP

livebaseballscorecards.com

Batter	1	2	3	4	5	6	7	8	9	AB	R	H	RBI	BB	SO	LOB
24 Chris Young, R (1, 8) OBP: 0.344, SLG: 0.482	B SI 80 X FF 80 1-0 HR	S SI 84 B SI 83 X CH 77 1-1 ③ P3		B CH 77 X SI 84 1-0 ③ F9		B FF 91 B FF 92 F FF 92 B FC 91 C FF 92 B CU 76 4-2 6 S BB		B FF 90 C SI 89 X FF 90 1-1 6 1B 1 2B 1B	X FF 94 0-0 ② SF8 3-H	4	2	2	2	1	0	0
6 Stephen Drew, L (1, 6) OBP: 0.324, SLG: 0.520	B SI 80 C CH 75 X CH 74 1-1 ① G3-1		L SI 82 B CH 76 X CH 76 1-1 ① F8		B SI 81 C SI 82 B CH 77 B CH 76 F SI 83 F SI 83 F SI 83 X SI 83 3-2 ① G6-3	1 SAFE B FC 89 1 SAFE C CU 78 D CU 78 X FF 92 2-1 ② F7 1-2		B SL 80 1 SAFE X SL 81 1-0 1 2B 10 FC9-6 1-3 1B	C CU 78 B FF 96 B CH 84 B FF 94 F FF 93 F FF 94 F FF 95 X FF 94 3-2 ③ F7	6	1	1	0	0	0	2
1 Orlando Hudson, S (1, 4) OBP: 0.369, SLG: 0.471	B FF 80 B CH 74 X FF 80 2-0 10 BB 19 SF8 2B	B SI 83 C SI 82 C FF 81 B CH 77 F CH 77 B CH 77 X SI 84 3-2 10 G1-3 2B			C FF 82 X CH 77 0-1 ② G6-3	X FF 92 0-0 ③ G3		C FF 90 D SL 84 B FF 89 X FF 90 2-1 10 FC9-6 1-3 3-H 2B		5	1	3	1	0	0	1
34 Conor Jackson, R (1, 3) OBP: 0.395, SLG: 0.522	C CH 76 B CH 74 B SI 82 B CH 76 B SI 83 4-1 19 SF8 10 BB BB	B B SI 84 B CH 78 C SI 85 B FF 83 4-1 10 G1-3 BB			C FF 81 F CH 76 B CH 76 X SI 84 1-2 19 BB 22 HR 2B		F FF 91 F FF 91 F FF 91 X CU 76 0-2 3B	I IN 56 I I I 4-0 10 FC9-6 IBB		2	1	2	0	3	0	0
10 Justin Upton, R (1, 9) OBP: 0.379, SLG: 0.462	C SI 92 F CH 75 B CH 76 F CH 76 B CH 77 B SI 84 F CH 77 B CH 77 4-2 1-2 2-3 BB	S SI 85 B CH 79 X CH 78 1-1 ② G1-3 1-2 2-3			B CH 77 S SI 84 B CH 77 B CH 77 F SI 84 B CH 76 4-2 19 BB 22 HR BB		B CU 76 C CU 76 S FC 91 B FF 92 C CU 77 2-3 ① K	B FF 93 B FF 92 S FF 91 X CU 76 2-1 ② FC9-6 1-2f 2-3 3-H		3	1	0	1	2	1	5
19 Chris Snyder, R (1, 2) OBP: 0.373, SLG: 0.483	C SI 84 B CH 77 B CH 78 X SI 83 2-1 ② SF8 2-3 3-H		B CH 78 B FF 81 B CH 77 I IN 62 4-0 IBB		C SI 85 B CH 78 F CH 79 B SI 86 B SI 85 F SI 86 B CH 77 4-2 22 HR 1-2 2-3 BB		B FC 90 C CU 76 B FC 91 S FC 91 B FC 90 S CU 77 3-3 ② K	S FF 94 C FF 94 B FF 95 D CU 79 F FF 95 F FF 95 S FF 94 2-3 ③ K		2	1	0	1	2	2	3
22 Eric Byrnes, R (1, 7) OBP: 0.284, SLG: 0.389 Brandon Lyon, R (9, 1)	C SI 83 B CH 77 F CH 77 S CH 78 1-3 ③ K	S CH 78 B CH 77 B SI 85 X CH 77 2-1 ③ P4	F CH 77 B CH 78 F CH 78 B SI 86 X CH 78 2-2 1-H 2-H 3-H HR				B FC 92 C CU 75 B FC 91 B CU 77 B FF 92 4-1 BB		B CU 75 B FF 94 B FF 94 B FF 92 4-0 11 FC1-6 24 SF8 BB BB	3 0	2 0	1 0	4 0	2 0	1 0	5 0
27 Mark Reynolds, R (1, 5) OBP: 0.309, SLG: 0.396 50 Chad Qualls, R (8, 1) Jeff Salazar, L (9, PH) OBP: 0.358, SLG: 0.478 (9, 7)		B SI 81 X SI 80 1-0 ① F8		X CH 76 0-0 ① P6	C CU 76 F FC 91 X CU 75 0-2 ③ G5-3		S FC 91 1 SAFE B FC 90 F CU 76 B FF 92 B FF 91 S CU 77 3-3 ③ K		B FF 94 C FF 94 B CU 77 C FF 92 B CH 83 B FF 94 4-2 11 FC1-6 1-2 BB	4 0 0	0 0 0	0 0 0	0 0 0	0 0 1	1 0 0	2 0 0
44 Micah Owings, R (1, 1) OBP: 0.351, SLG: 0.441 37 Juan Cruz, R (7, 1) 11 Augie Ojeda, S (7, 5) OBP: 0.418, SLG: 0.431 Chris Burke, R (9, PR) OBP: 0.303, SLG: 0.238 (9, 5)		F CH 76 F CH 75 B SI 83 B CH 76 B CH 77 S SI 82 3-3 ② K		S SI 80 X FF 83 0-2 ② G5-3		B FC 90 S FF 92 F CU 76 B FC 90 S FC 91 2-3 ① K		B SI 89 B FF 89 F SI 89 X SI 90 2-1 ① F8	X FF 94 0-0 ① FC1-6 1-2f 2-3	3 0 2 0	0 0 0 0	0 0 0 0	0 0 0 0	2 0 0 0	0 0 0 0	0 0 2 0

Inning Stats																																			
	R: 2	E: 0	K: 1	S: 14	H: 2	LOB: 2	BB: 2	P: 29	R: 0	E: 0	K: 1	S: 6	H: 0	LOB: 0	BB: 0	P: 11	R: 0	E: 0	K: 0	S: 11	H: 1	LOB: 3	BB: 2	P: 26	R: 0	E: 0	K: 0	S: 5	H: 0	LOB: 0	BB: 0	P: 6	R: 4	E: 0	K: 0	S: 21	H: 2	LOB: 0	BB: 2	P: 35
	R: 0	E: 0	K: 1	S: 8	H: 0	LOB: 1	BB: 1	P: 16	R: 0	E: 0	K: 3	S: 14	H: 1	LOB: 2	BB: 1	P: 26	R: 2	E: 0	K: 1	S: 14	H: 3	LOB: 2	BB: 1	P: 28	R: 1	E: 0	K: 0	S: 9	H: 0	LOB: 1	BB: 2	P: 20								
	1B: 2	2B: 4	3B: 1	HR: 2	SF: 2	SAC: 0	DP: 0	HBP: 0	WP: 0	PB: 0	SB: 1	CS: 0	PA: 47																							

	AB	34
	R	9
	H	9
	RBI	9
	BB	11
	SO	7
	LOB	20

PITCHER		IP	WLS	BF	H	R	ER	SO	BB	IBB	HBP	BLK	WP	HR	S	P	ERA	WHIP
47 Tom Glavine, L ERA: 4.76	(1, 1)	4.2	L	25	5	6	6	2	5	1	0	0	0	2	54	104	11.57	2.143
54 Phil Stockman, R ERA:	(5, 1)	2.1		10	1	0	0	4	2	0	0	0	0	0	25	45	0.00	1.286
Will Ohman, L ERA: 3.1	(8, 1)	0.1		5	3	2	2	0	0	1	0	0	0	0	7	17	54.00	9.000
Chris Resop, R ERA: 5.89	(8, 1)	1.2		7	0	1	1	1	2	0	0	0	0	0	16	31	5.40	1.200

PITCHER		IP	WLS	BF	H	R	ER	SO	BB	IBB	HBP	BLK	WP	HR	S	P	ERA	WHIP

Batter	1	2	3	4	5	6	7	8	9	AB	R	H	RBI	BB	SO	LOB
19 Yunel Escobar, R (1, 6) OBP: 0.378, SLG: 0.419	F FF 90 B SL 82 F FF 90 B FC 89 X FC 89 2-2 ① 1B	B SL 84 S SL 83 B CH 80 B FF 90 B FC 90 4-1 1-2 2-3 3-H BB		X SL 82 0-0 ③ F9			C SL 80 B FF 97 F SL 82 S FF 96 1-3 ② K			3	0	1	1	1	1	1
11 Mark Kotsay, L (1, 8) OBP: 0.344, SLG: 0.435	B FF 90 F FC 90 F FC 90 X FF 90 1-2 ② F9	X CH 80 0-0 ③ F7			B FC 89 F CH 78 F FF 90 F FC 89 F FC 89 S SL 83 1-3 ① K		1 SAFE B FF 96 B CH 82 S FF 95 F FF 94 B FF 95 F FF 96 F FF 96 F FF 96 4-2 F FF 95 B FF 94 1-2 BB			3	0	0	0	1	1	3
2 Kelly Johnson, L (1, 4) OBP: 0.358, SLG: 0.494	C FF 90 B SL 78 B FF 91 F FF 90 B FC 90 X FF 90 3-2 ③ F7		C SL 78 B FF 90 F CH 79 B FC 90 F SL 81 F SL 79 X SL 79 2-2 7 E 1B		F CH 78 F SL 82 F FC 88 B FC 90 F FC 89 B CH 79 F FC 89 B SL 82 X FC 90 3-2 ② G3		C FF 96 S FF 96 S FF 96 0-3 ③ K			4	1	1	0	0	1	2
Mark Teixeira, S (1, 3) OBP: 0.348, SLG: 0.415		C FC 89 S FC 89 B FC 89 C SL 79 1-3 ① K	X FF 89 0-0 ① L9		F FC 89 F SL 83 X FC 90 0-2 ③ G4-3			B SI 94 C SI 92 C SI 94 B SL 88 F SL 89 F SI 94 F SL 89 B SI 94 F SI 93 3-2 ① G4-3 X SI 94		4	0	0	0	0	1	1
16 Brian McCann, L (1, 2) OBP: 0.399, SLG: 0.598 8 Ruben Gotay, S (8, PH) OBP: 0.378, SLG: 0.267 Corky Miller, R (9, 2) OBP: 0.160, SLG: 0.087		B FF 91 F SL 78 F FF 90 F FC 90 B FF 90 X FF 91 2-2 1 1B 7 1B 4 1B 1B	1 SAFE X SL 78 0-0 ② F9			B FC 88 B FC 89 X FC 88 2-0 ① L3		B SI 91 C SI 93 F SL 86 C SI 95 1-3 ② K		3 1 0	1 0 0	1 0 0	0 0 0	0 1 0	0 0 0	1 0 0
7 Jeff Francoeur, R (1, 9) OBP: 0.308, SLG: 0.424		C FC 90 C FC 89 F FC 89 B FC 88 X FC 88 1-2 4 1B 1 1B 19 BB 1-2 1B	C FF 88 1 SAFE 1 SAFE D SL 83 F SL 82 F FC 87 F FC 88 F SL 83 1 SAFE 1-2 X FC 89 E9 1-H			C SL 83 F FC 89 X SL 83 0-2 ② G6-3		C SI 94 F SI 94 S SL 89 0-3 ③ K		4	1	1	0	0	1	0
1 Grégor Blanco, L (1, 7) OBP: 0.397, SLG: 0.340		B FC 88 F FC 89 C FC 90 X SL 82 1-2 19 BB 4 1B 1-2 2-3 1B	X FF 88 0-0 ③ F7			C FC 90 X FC 89 0-1 ③ F8			X SI 92 0-0 ① G4-3	4	0	1	0	0	0	1
4 Omar Infante, R (1, 5) OBP: 0.340, SLG: 0.372		B FC 89 F FC 89 X FC 90 1-1 19 BB 1-2 2-3 3-H 1B		C FF 88 B SL 82 X FC 88 1-1 ① F7			B SL 81 B FF 89 B FC 88 B FC 88 4-0 11 BB BB		B FF 92 X FF 92 1-0 ② F9	3	0	1	1	1	0	0
47 Tom Glavine, L (1, 1) OBP: 0.176, SLG: 0.125 54 Phil Stockman, R (5, 1) Greg Norton, S (7, PH) OBP: 0.444, SLG: 0.343 Will Ohman, L (8, 1) Chris Resop, R (8, 1) 23 Matt Diaz, R (9, PH) OBP: 0.271, SLG: 0.313		L FF 89 3 SAFE B FC 88 F FC 89 D SL 84 B FF 89 S FF 90 3-3 ② K		B FC 89 C FC 89 B SL 82 X FF 89 2-1 ② G1-3			B FF 95 B FF 94 B FF 93 C FF 90 S FF 92 S FF 95 3-3 ① K		C FF 92 X CU 75 0-1 ③ F8	2 0 1 0 0 1	0 0 0 0 0 0	0 0 0 0 0 0	0 0 1 0 0 0	1 0 0 0 0 0	3 0 1 0 0 0	0 0 1 0 0 0
Inning Stats	R: 0 E: 0 K: 0 S: 9 H: 1 LOB: 0 BB: 0 P: 15	R: 2 E: 0 K: 2 S: 21 H: 4 LOB: 3 BB: 1 P: 34	R: 1 E: 1 K: 0 S: 14 H: 1 LOB: 1 BB: 0 P: 17	R: 0 E: 0 K: 0 S: 5 H: 0 LOB: 0 BB: 0 P: 8	R: 0 E: 0 K: 1 S: 14 H: 0 LOB: 0 BB: 0 P: 18	R: 0 E: 0 K: 0 S: 6 H: 0 LOB: 0 BB: 0 P: 8	R: 0 E: 0 K: 3 S: 15 H: 0 LOB: 2 BB: 2 P: 27	R: 0 E: 0 K: 2 S: 13 H: 0 LOB: 0 BB: 0 P: 17	R: 0 E: 0 K: 0 S: 4 H: 0 LOB: 0 BB: 0 P: 5	1B: 6 2B: 0 3B: 0 HR: 0 SF: 0 SAC: 0 DP: 0 HBP: 0						

PITCHER		IP	WLS	BF	H	R	ER	SO	BB	IBB	HBP	BLK	WP	HR	S	P	ERA	WHIP
44 Micah Owings, R ERA: 3.73	(1, 1)	6.0	W	26	6	3	2	3	2	0	0	0	0	0	69	104	3.00	1.333
37 Juan Cruz, R ERA: 2.21	(7, 1)	1.0	H	4	0	0	0	3	1	0	0	0	0	0	15	23	0.00	1.000
50 Chad Qualls, R ERA: 2.92	(8, 1)	1.0		3	0	0	0	2	0	0	0	0	0	0	13	17	0.00	0.000
Brandon Lyon, R ERA: 1.71	(9, 1)	1.0		3	0	0	0	0	0	0	0	0	0	0	4	5	0.00	0.000

PITCHER	IP	WLS	BF	H	R	ER	SO	BB	IBB	HBP	BLK	WP	HR	S	P	ERA	WHIP

BOTTOM

Arizona Diamondbacks @ Atlanta Braves

Turner Field, Atlanta, GA

Sun May 25 2008, 1:30 PM EDT
Att. 35,628 - Partly Cloudy - 77 F

livebaseballscorecards.com

AB	33
R	3
H	6
RBI	2
BB	3
SO	8
LOB	13

WP: 0 PA: 36
PB: 0
SB: 0
CS: 0

Arizona Diamondbacks @ Atlanta Braves

Turner Field, Atlanta, GA

Mon May 26 2008, 1:00 PM EDT

Att. 29,635 - Sunny - 79 F

TOP

livebaseballscorecards.com

Batter	1	2	3	4	5	6	7	8	9	AB	R	H	RBI	BB	SO	LOB
24 Chris Young, R (1, 8) OBP: 0.336, SLG: 0.470	X FF 90 0-0 ① L4		B SL 77 B SL 77 C FF 88 X FF 89 2-1 ① G6-3	C SL 76 C FF 88 B SI 93 B CH 85 C FF 93 2-3 ③ K		S F B S 1-3 ③ K			B FF 93 B FF 92 C FF 92 B FF 91 X FF 93 3-1 ② FC3-6 6 DI 1-2f	5	0	0	0	0	2	3
6 Stephen Drew, L (1, 6) OBP: 0.326, SLG: 0.522	C CH 87 B FF 90 B SI 88 F SI 89 S CH 82 2-3 ② K		C CH 86 S CH 81 X CH 83 0-2 18 1B 1B		B FF 86 X FC 88 1-0 1 HR 2B		B FF 95 S CH 87 X FF 96 1-1 ① F7		C FF 94 B CH 83 X FF 94 1-1 ③ P6 1-2	5	1	2	0	0	1	1
1 Orlando Hudson, S (1, 4) OBP: 0.372, SLG: 0.488	B FF 87 B CH 81 B FF 88 B FF 88 4-0 BB		C FF 89 B FF 89 B SI 88 X CH 82 2-1 ② P6		B FF 88 C FF 90 B CH 82 F SL 84 F FF 92 F FF 92 X CH 83 2-2 2-H HR		B S FF 95 B CH 88 B X 3-1 ② F7			3	1	1	2	1	0	1
18 Chad Tracy, L (1, 3) OBP: 0.250, SLG: 0.250	C FF 88 1 SAFE B CH 81 F CH 81 B FF 90 X FF 91 2-2 ③ P6		B FF 89 X CH 87 1-0 1-2 1B		X FF 88 0-0 ① F8		C FF 88 X FF 96 0-1 ③ F8			4	0	1	0	0	0	1
19 Chris Snyder, R (1, 2) OBP: 0.377, SLG: 0.492		C FF 87 B FF 87 B CH 86 F FF 88 B SL 80 X CH 87 3-2 1B 2B	C FF 90 F CH 83 B FF 92 B CH 84 B SL 78 X FF 90 3-2 ③ P6		C FF 88 B FF 88 X FF 91 1-1 ② G5-3			C FF 93 B FF 94 F FF 93 F CU 76 B CU 75 B FF 95 X FF 94 3-2 44 G6-4-3 1B		4	1	2	0	0	0	2
22 Eric Byrnes, R (1, 7) OBP: 0.285, SLG: 0.388 39 Max Scherzer, R (5, 1) 44 Micah Owings, R (8, PH) OBP: 0.342, SLG: 0.429 31 Edgar Gonzalez, R (8, 1) OBP: 0.125, SLG: 0.250		B FF 89 B CH 80 X FF 90 2-0 ① G5-3	C SL 75 F FF 88 B FF 88 S CH 82 1-3 ① K		B SL 79 C SL 78 F FF 92 B FF 93 X FF 93 2-2 1B			S FF 94 F FF 94 X CU 76 0-2 ①② G6-4-3 1-2f		3 0 1 0	0 0 0 0	1 0 0 0	0 0 0 0	1 0 0 0	1 0 1 0	1 0 1 0
27 Mark Reynolds, R (1, 5) OBP: 0.308, SLG: 0.399		F SL 78 B SL 78 F SL 83 F FF 91 F CH 82 F FF 89 F SL 80 B SI 92 X FF 92 2-2 ② F8	C SL 74 B SL 74 B FF 87 S FF 88 B FF 92 X FF 90 3-2 17 SH1-4 2B	1 SAFE F FF 92 1 SAFE D SI 92 F FF 92 1 SAFE X FF 91 1-2 ③ F8			B CU 75 B FF 92 B FF 93 C FF 95 F FF 92 X FF 93 3-2 ③ G6-3		4	0	1	0	0	0	2
Jeff Salazar, L (1, 9) OBP: 0.386, SLG: 0.490	X CH 83 0-0 2-H 1B		B FF 89 S FF 89 T FF 90 B FF 90 B CH 83 B CH 84 4-2 17 SH1-4 BB			T FF 97 B FF 92 B SL 84 B SL 82 T FF 93 X FF 93 3-2 ① F7			C FF 93 X FF 92 0-1 24 FC3-6 1B	3	0	2	1	1	0	0
17 Brandon Webb, R (1, 1) OBP: 0.130, SLG: 0.136 Chris Burke, R (5, 7) OBP: 0.295, SLG: 0.231		C FF 88 S SL 80 F SL 78 C FF 90 0-3 ③ K	X FF 90 0-0 ② SH1-4 1-2 2-3			C FF 96 F F B C 1-3 ② K			C FF 93 F CU 74 D CU 74 X CU 75 1-2 ① F8	1 2	0 0	0 0	0 0	0 0	1 1	1 1
Inning Stats	R: 0 E: 0 K: 1 S: 7 H: 0 LOB: 1 BB: 1 P: 15	R: 1 E: 0 K: 1 S: 16 H: 2 LOB: 1 BB: 0 P: 23	R: 0 E: 0 K: 0 S: 11 H: 2 LOB: 2 BB: 0 P: 19	R: 0 E: 0 K: 2 S: 12 H: 1 LOB: 2 BB: 1 P: 22	R: 2 E: 0 K: 0 S: 15 H: 3 LOB: 1 BB: 0 P: 22	R: 0 E: 0 K: 2 S: 10 H: 0 LOB: 0 BB: 0 P: 15	R: 0 E: 0 K: 0 S: 6 H: 0 LOB: 0 BB: 0 P: 10	R: 0 E: 0 K: 0 S: 10 H: 1 LOB: 0 BB: 0 P: 16	R: 0 E: 0 K: 0 S: 9 H: 1 LOB: 1 BB: 0 P: 14	1B: 6 2B: 3 3B: 0 HR: 1 SF: 0 SAC: 1 DP: 1 HBP: 0						

	AB	35
	R	3
	H	10
	RBI	3
	BB	2
	SO	6
	LOB	14

WP: 0 PA: 38
PB: 0
SB: 0
CS: 0

PITCHER		IP	WLS	BF	H	R	ER	SO	BB	IBB	HBP	BLK	WP	HR	S	P	ERA	WHIP
49 Jair Jurrjens, R ERA: 2.86	(1, 1)	4.2		24	8	3	3	4	2	0	0	0	0	1	58	97	5.79	2.143
30 Jeff Bennett, R ERA: 3.57	(5, 1)	0.1		1	0	0	0	0	0	0	0	0	0	0	3	4	0.00	0.000
46 Manny Acosta, R ERA: 2.81	(6, 1)	2.0	W	6	0	0	0	2	0	0	0	0	0	0	16	25	0.00	0.000
56 Blaine Boyer, R ERA: 3.94	(8, 1)	2.0		7	2	0	0	0	0	0	0	0	0	0	19	30	0.00	1.000

PITCHER		IP	WLS	BF	H	R	ER	SO	BB	IBB	HBP	BLK	WP	HR	S	P	ERA	WHIP

Batter	1	2	3	4	5	6	7	8	9	AB	R	H	RBI	BB	SO	LOB
19 Yunel Escobar, R (1, 6) OBP: 0.379, SLG: 0.418	F SI 87 B FF 86 F FF 88 B CH 78 X SI 90 2-2 2 SH1-3 2B 1B	C CU 72 B SI 89 C CU 72 F CH 77 B SI 88 S CH 78 2-3 ① K		X FF 86 0-0 1B	B FF 94 X FF 94 1-0 ② ③ G1-6-3 1-2f		C SL 86 C FF 96 D CH 81 C FF 97 1-3 ③ K			5	1	2	0	0	2	5
2 Kelly Johnson, L (1, 4) OBP: 0.356, SLG: 0.487	1 SAFE X SI 88 0-0 ① SH1-3 1-2	F CU 73 B FF 88 F SI 88 F CH 78 C SI 89 1-3 ② K		F SI 85 1 SAFE X FC 86 0-1 ① F7		B F X 1-1 10 BB 1B		B SI 92 B SI 92 S FF 92 S FF 92 X SI 93 2-2 ① F8		4	0	1	0	0	1	3
10 Chipper Jones, S (1, 5) OBP: 0.490, SLG: 0.674	S FF 87 S SI 89 B FF 89 F CH 78 B SI 89 X CH 78 2-2 2B 1B	T CU 74 C SI 90 B SI 89 B SI 90 B CH 78 B FF 88 4-2 1B BB		S FF 85 S FC 84 B FC 85 1 SAFE F CH 75 X SI 87 1-2 ② F7		B B B C B 4-1 1-2 BB		F FF 92 C FC 88 S FF 93 0-3 ② K		3	1	1	0	2	1	1
Mark Teixeira, S (1, 3) OBP: 0.354, SLG: 0.422	F SI 88 X CU 73 0-1 1-H 2-H 2B	X SI 90 0-0 1-2 2-H 3-H 1B		B FF 87 B SI 88 X SI 87 2-0 ③ G3		B FF 96 B FF 95 F FF 96 X CH 86 2-1 ① F9		B FF 94 F FC 93 B FC 89 T FC 93 F FC 94 F FC 93 B FF 94 B FC 90 4-2 BB		4	0	2	4	1	0	3
16 Brian McCann, L (1, 2) OBP: 0.394, SLG: 0.603	S FF 89 S CH 78 B SI 90 F CH 79 S CH 78 1-3 ② K	F CH 75 X SI 88 0-1 ③ F8			X FF 84 0-0 HR	B CH 86 F FF 95 C FF 97 F FF 95 S SL 86 1-3 ② K		B FF 92 C FC 93 B FC 89 X FF 93 2-1 ③ F7		5	1	1	1	0	2	6
7 Jeff Francoeur, R (1, 9) OBP: 0.307, SLG: 0.421	C SI 89 B SI 90 B SI 91 F CH 78 F CH 78 B SI 90 S CH 78 3-3 ③ K		F FF 86 C FF 87 B FF 88 S CU 72 1-3 ① K		B FF 84 S CH 72 X CU 70 1-1 1 BB 8 1B	S FF 96 B SL 86 F FF 95 B SL 87 S FF 97 2-3 ③ K				4	1	1	0	0	3	3
Greg Norton, S (1, 7) OBP: 0.438, SLG: 0.324 23 Matt Diaz, R (6, 7) OBP: 0.269, SLG: 0.310		B SI 86 B CU 71 B FF 88 B FF 85 4-0 49 FC5 1 1B 49 E BB	C CU 71 B CU 73 F FF 88 S CH 77 1-3 ② K		C FC 83 B CU 69 B FF 84 S FC 82 S CH 76 2-3 ① K		B FF 93 B FF 95 S FF 94 S FF 95 B FF 96 S FF 95 3-3 ① K			2 1	1 0	0 0	0 0	1 0	2 1	1 0
1 Grégor Blanco, L (1, 8) OBP: 0.417, SLG: 0.361		C FF 88 F FF 89 X FF 88 0-2 49 E 1-2 1B	B FF 87 F FF 87 X CH 77 1-1 1B		B FF 84 B FF 85 C SI 84 1 SAFE B FF 84 B SI 84 4-1 8 1B 1-2 BB		S FF 95 X SL 85 0-1 37 SH2-4 1B			3	1	3	0	1	0	0
49 Jair Jurrjens, R (1, 1) OBP: 0.174, SLG: 0.095 30 Jeff Bennett, R (5, 1) OBP: 0.286, SLG: 0.167 8 Ruben Gotay, S (5, PH) OBP: 0.395, SLG: 0.290 46 Manny Acosta, R (6, 1) 37 Jo-Jo Reyes, L (7, PH) 56 Blaine Boyer, R (8, 1)		L FF 87 X FF 88 0-1 FC5 1B 1-3 2-H	C SI 88 F FF 87 C CU 71 0-3 ③ K		B FF 83 B FF 85 C SI 85 B FF 85 F SI 86 X SI 88 3-2 19 G1-6-3 1-3 2-H 1B		L FF 93 1 SAFE 1 SAFE X FF 92 0-1 ② SH2-4 1-2			2 0 1 0 0 0	1 0 0 0 0 0	0 0 1 0 0 0	0 0 0 0 0 0	1 0 0 0 0 0	2 0 0 0 0 0
Inning Stats	R: 2 E: 0 K: 2 S: 18 H: 3 LOB: 1 BB: 0 P: 26	R: 3 E: 1 K: 2 S: 18 H: 2 LOB: 2 BB: 2 P: 29	R: 0 E: 0 K: 3 S: 11 H: 1 LOB: 1 BB: 0 P: 14	R: 0 E: 0 K: 0 S: 8 H: 1 LOB: 1 BB: 0 P: 11	R: 2 E: 0 K: 1 S: 11 H: 3 LOB: 1 BB: 1 P: 22	R: 0 E: 0 K: 2 S: 12 H: 1 LOB: 2 BB: 1 P: 22	R: 0 E: 0 K: 2 S: 10 H: 1 LOB: 1 BB: 0 P: 14	R: 0 E: 0 K: 1 S: 12 H: 0 LOB: 1 BB: 1 P: 20		1B: 10 2B: 1 3B: 0 HR: 1 SF: 0 SAC: 2 DP: 1 HBP: 0				WP: 0 PB: 0 SB: 0 CS: 0 PA: 41		

PITCHER		IP	WLS	BF	H	R	ER	SO	BB	IBB	HBP	BLK	WP	HR	S	P	ERA	WHIP
17 Brandon Webb, R ERA: 3.01	(1, 1)	4.1	L	27	10	7	4	8	3	0	0	0	0	1	65	100	8.31	3.000
39 Max Scherzer, R ERA: 1.96	(5, 1)	2.2		10	2	0	0	4	1	0	0	0	0	0	23	38	0.00	1.125
31 Edgar Gonzalez, R ERA: 6.19	(8, 1)	1.0		4	0	0	0	1	1	0	0	0	0	0	12	20	0.00	1.000

PITCHER	IP	WLS	BF	H	R	ER	SO	BB	IBB	HBP	BLK	WP	HR	S	P	ERA	WHIP

BOTTOM

Arizona Diamondbacks @ Atlanta Braves

Turner Field, Atlanta, GA

Mon May 26 2008, 1:00 PM EDT

Att. 29,635 - Sunny - 79 F

livebaseballscorecards.com

AB	34
R	7
H	12
RBI	6
BB	5
SO	13
LOB	24

Batter	1	2	3	4	5	6	7	8	9	AB	R	H	RBI	BB	SO	LOB
19 Yunel Escobar, R (1, 6) OBP: 0.371, SLG: 0.410	X SI 90 0-0 ① P4	B SI 91 C CU 71 B CU 70 F SI 91 B CU 72 X CH 84 3-2 ③ G5-3			X CH 82 0-0 ② G3 2-3			X SI 93 0-0 ② F9		4	0	0	0	0	0	1
2 Kelly Johnson, L (1, 4) OBP: 0.354, SLG: 0.500	B SI 90 B FF 87 F SI 91 X FF 87 2-1 HR		B SI 82 B SI 82 F FF 89 B CU 70 X SI 91 3-1 ① F9		F SI 82 S CU 70 D CU 70 B SI 90 S CU 70 2-3 ③ K			B SI 92 B SI 92 S SI 90 X SI 91 2-1 ③ G1-3		4	1	1	1	0	1	1
10 Chipper Jones, S (1, 5) OBP: 0.491, SLG: 0.676	C SI 91 C CU 70 B SI 91 X CU 72 1-2 F8 2B		X FF 89 0-0 ② G3-1			B CU 68 F SI 82 S SI 89 C SI 88 1-3 ① K			B SI 93 X SI 91 1-0 G1-6-3 1B	4	0	2	0	0	1	0
Mark Teixeira, S (1, 3) OBP: 0.352, SLG: 0.419	B CU 69 F FF 87 X FF 86 1-1 ② F8 2-3		C SI 90 F SI 91 B CU 72 X CU 72 1-2 ③ F9			X FF 86 0-0 16 G5-4-3 1B			F SI 92 B SI 92 B SI 92 X SI 92 2-1 ①② G1-6-3 1-2f	4	0	1	0	0	0	2
16 Brian McCann, L (1, 2) OBP: 0.391, SLG: 0.593	B CU 68 B FF 88 B SI 82 I IN 75 4-0 IBB			B SI 90 X SI 91 1-0 ① F7		B SI 89 F SI 89 B CU 69 1 SAFE F SI 89 X SI 90 2-2 ②③ G5-4-3 1-2f			X SI 93 0-0 ③ G3	3	0	0	0	0	1	0
7 Jeff Francoeur, R (1, 9) OBP: 0.303, SLG: 0.415	S CU 70 C FC 81 B SI 92 X CU 70 1-2 ③ F7			S CH 82 C FC 84 B SI 91 C FF 84 1-3 ② K			X CU 69 0-0 ① G5-3			3	0	0	0	0	1	2
23 Matt Diaz, R (1, 7) OBP: 0.270, SLG: 0.311 4 Omar Infante, R (7, 8) OBP: 0.340, SLG: 0.372		C CU 70 B FC 82 X FC 81 1-1 ① F8		S CU 71 B SI 91 F SI 91 B SI 92 B CU 72 X FC 84 3-2 1 CS 1B			X SI 88 0-0 ② B1-3			3 0	0 0	1 0	0 0	0 0	0 0	0 0
1 Grégor Blanco, L (1, 8) (7, 7) OBP: 0.415, SLG: 0.390		C SI 90 B CH 82 B SI 82 F SI 91 X FC 83 2-2 HR		C FF 88 0-1 ③ CS 1-2	B SI 82 C CU 70 F CU 70 F CU 71 F SI 90 F SI 83 B SI 91 B CU 70 X CU 71 3-2 ① F8		C SI 90 B SI 82 B CU 71 F SI 82 X CU 71 2-2 ③ F7			3	1	1	1	0	0	0
15 Tim Hudson, R (1, 1) OBP: 0.130, SLG: 0.136 30 Jeff Bennett, R (9, 1) OBP: 0.286, SLG: 0.167		X SI 90 0-0 ② P4			B SI 90 X SI 90 1-0 19 G3 2B			C SI 92 S SI 94 S SI 88 0-3 ① K		3 0	0 0	1 0	0 0	0 0	1 0	0 0
Inning Stats	R: 1 E: 0 K: 0 S: 11 H: 2 LOB: 2 BB: 1 P: 20	R: 1 E: 0 K: 0 S: 9 H: 1 LOB: 0 BB: 0 P: 15	R: 0 E: 0 K: 0 S: 6 H: 0 LOB: 0 BB: 0 P: 10	R: 0 E: 0 K: 1 S: 8 H: 1 LOB: 0 BB: 0 P: 13	R: 0 E: 0 K: 1 S: 11 H: 1 LOB: 1 BB: 0 P: 17	R: 0 E: 0 K: 1 S: 7 H: 1 LOB: 0 BB: 0 P: 10	R: 0 E: 0 K: 0 S: 5 H: 0 LOB: 0 BB: 0 P: 7	R: 0 E: 0 K: 1 S: 6 H: 0 LOB: 0 BB: 0 P: 8	R: 0 E: 0 K: 0 S: 4 H: 1 LOB: 0 BB: 0 P: 7	1B: 3 2B: 2 3B: 0 HR: 2 SF: 0 SAC: 0 DP: 2 HBP: 0						

PITCHER		IP	WLS	BF	H	R	ER	SO	BB	IBB	HBP	BLK	WP	HR	S	P	ERA	WHIP
31 Dave Bush, R ERA: 6.04	(1, 1)	7.0		26	6	2	2	3	0	1	0	0	0	2	57	92	2.57	0.857
Julian Tavarez, R ERA: 5.93	(8, 1)	1.0		3	0	0	0	1	0	0	0	0	0	0	6	8	0.00	0.000
Salomon Torres, R ERA: 2.81	(9, 1)	1.0	W	3	1	0	0	0	0	0	0	0	0	0	4	7	0.00	1.000

PITCHER	IP	WLS	BF	H	R	ER	SO	BB	IBB	HBP	BLK	WP	HR	S	P	ERA	WHIP

TOP

Atlanta Braves @ Milwaukee Brewers

Miller Park, Milwaukee, WI

Tue May 27 2008, 7:05 PM CDT

Att. 28,872 - Roof Closed - 65 F

livebaseballscorecards.com

AB	31
R	2
H	7
RBI	2
BB	1
SO	4
LOB	7

PA: 33

WP: 0 PB: 0 SB: 0 CS: 1

BOTTOM

Batter	1	2	3	4	5	6	7	8	9	AB	R	H	RBI	BB	SO	LOB
23 Rickie Weeks Jr., R (1, 4) OBP: 0.329, SLG: 0.354	C SI 90 B SI 90 B SI 92 B SI 91 C SI 91 F SI 91 F SI 93 F SI 91 X FC 86 3-2 G3-1 ①		B FC 85 C SI 90 F CU 78 B CU 76 F FC 86 S SI 92 2-3 K ①		C SI 92 B SI 90 B SI 92 B SI 90 X SI 91 3-1 G5-3 ③		B SI 93 B FF 87 X SI 93 2-0 L7 ③		X FF 94 0-0 SH3-4 ① 1-2	4	0	0	0	0	1	1
25 Mike Cameron, R (1, 8) OBP: 0.310, SLG: 0.486	B FF 91 C SI 91 S FC 85 F SI 92 B SI 91 B CU 78 S SI 92 3-3 K ②		S FC 86 F SI 92 F SI 92 S SL 80 0-3 K ②			C SI 90 C SL 79 B FC 85 X CU 77 1-2 28 G4-6-3 8 1B 1B		X FS 78 0-0 F7 ① B SI 94 B SI 94 B SI 94 C SI 94 S SI 95 X SI 94 3-2 SF7 ② 2-H		4	0	1	1	0	2	0
8 Ryan Braun, R (1, 7) OBP: 0.317, SLG: 0.561	C SI 91 C SI 91 X FF 87 0-2 28 1B 1B		B SI 92 B SI 92 C SI 92 S SI 92 F SI 93 X SI 93 2-2 1B			1 SAFE C SI 90 1 SAFE 1 SAFE X SI 91 0-1 28 G4-6-3 1-2 1B		C SI 91 F CU 76 X FC 87 0-2 G4-3 ②		4	0	3	0	0	0	0
28 Prince Fielder, L (1, 3) OBP: 0.369, SLG: 0.433	1 SAFE F SI 91 X SI 91 0-1 1-3 1B		B SI 91 X SI 92 1-0 G4-3 ③			S FS 82 B SI 92 B SI 92 F SI 92 F FS 81 F SI 93 B SI 92 X SI 92 3-2 G4-6-3 ① ② 1-2f 2-3		B SI 91 B SI 92 S SI 91 X SI 91 2-1 1 2B 7 1B 1B		4	1	2	0	0	0	3
1 Corey Hart, R (1, 9) OBP: 0.352, SLG: 0.472	X FC 86 0-0 F9 ③			X 0-0 G5-3 ①		B SI 92 X SI 93 1-0 F9 ③		C SI 92 F CU 77 X SI 93 0-2 7 1B 1-3 2B		4	0	1	0	0	0	3
14 Russell Branyan, L (1, 5) OBP: 0.385, SLG: 0.455 Salomon Torres, R (9, 1)		B SI 89 S SI 90 C SI 91 B FC 88 C SI 92 2-3 K ①		B X SI 91 1-0 G6-3 ②			S FS 78 X FS 80 0-1 7 1B 2B	I I IN 45 I I IN 49 4-0 7 1B IBB		3 0	1 0	1 0	0 0	1 0	1 0	0 0
7 J.J. Hardy, R (1, 6) OBP: 0.332, SLG: 0.326		B SI 92 X SI 91 1-0 18 WP 1B		B SI 91 B FC 84 X SI 90 2-0 G6-3 ③			C SI 91 X SL 80 0-1 18 G4-3 2-H 1B	B SI 92 X SI 92 1-0 1-2 2-3 3-H 1B		4	0	3	2	0	0	0
18 Jason Kendall, R (1, 2) OBP: 0.352, SLG: 0.356		C SI 91 B SL 81 S SI 92 X SI 93 1-2 G5-3 ② 1-2			B SI 89 C SI 91 X SI 91 1-1 G6-3 ①		C SI 91 F SI 91 F SI 92 F SI 91 F SI 92 X 0-2 G4-3 ① 1-2	X SI 92 0-0 P4 ③		4	0	0	0	0	0	5
31 Dave Bush, R (1, 1) OBP: 0.176, SLG: 0.235 Craig Counsell, L (7, PH) OBP: 0.329, SLG: 0.302 Julian Tavarez, L (8, 1) 2 Bill Hall, R (9, 5) OBP: 0.296, SLG: 0.421		C SI 92 S SL 80 S FC 87 0-3 K ③			B SI 91 C SI 91 X FC 86 1-1 G6-3 ②		C SI 93 B SI 91 F SI 94 S SI 93 1-3 K ②		C SI 94 S SI 93 X SI 93 0-2 25 S 23 SH3-4 25 SF7 1B	2 1 0 1	0 0 0 1	0 0 0 1	0 0 0 1	1 1 0 0	1 1 0 0	1 1 0 0
Inning Stats	R: 0 H: 2 E: 0 LOB: 2 K: 1 BB: 0 S: 16 P: 22	R: 0 H: 1 E: 0 LOB: 1 K: 2 BB: 0 S: 10 P: 14	R: 0 H: 1 E: 0 LOB: 1 K: 2 BB: 0 S: 13 P: 18	R: 0 H: 0 E: 0 LOB: 0 K: 0 BB: 0 S: 3 P: 6	R: 0 H: 0 E: 0 LOB: 0 K: 0 BB: 0 S: 6 P: 11	R: 0 H: 2 E: 0 LOB: 1 K: 0 BB: 0 S: 11 P: 16	R: 1 H: 2 E: 0 LOB: 1 K: 1 BB: 0 S: 14 P: 17	R: 1 H: 3 E: 0 LOB: 3 K: 0 BB: 1 S: 11 P: 18	R: 1 H: 1 E: 0 LOB: 0 K: 0 BB: 0 S: 7 P: 10	1B: 10 2B: 2 3B: 0 HR: 0	SF: 1 SAC: 1 DP: 1 HBP: 0	WP: 1 PB: 0 SB: 1 CS: 0	PA: 38			

PITCHER		IP	WLS	BF	H	R	ER	SO	BB	IBB	HBP	BLK	WP	HR	S	P	ERA	WHIP
15 Tim Hudson, R ERA: 2.9	(1, 1)	8.0		35	11	2	2	6	0	1	0	0	1	0	84	122	2.25	1.375
30 Jeff Bennett, R ERA: 3.73	(9, 1)	0.2	L	3	1	1	1	0	0	0	0	0	0	0	7	10	13.50	1.500

PITCHER	IP	WLS	BF	H	R	ER	SO	BB	IBB	HBP	BLK	WP	HR	S	P	ERA	WHIP

Atlanta Braves @ Milwaukee Brewers

Miller Park, Milwaukee, WI

Tue May 27 2008, 7:05 PM CDT

Att. 28,872 - Roof Closed - 65 F

livebaseballscorecards.com

AB	35
R	3
H	12
RBI	3
BB	1
SO	6
LOB	14

Batter	1	2	3	4	5	6	7	8	9	AB	R	H	RBI	BB	SO	LOB
19 Yunel Escobar, R (1, 6) OBP: 0.369, SLG: 0.406	C FF 86 X FF 86 0-1 ① G6-3		C FC 81 X CU 69 0-1 ① P5		F FC 83 X FC 81 0-1 2 SH1-3 1B		C CU 71 B FC 85 B CU 73 X CU 72 2-1 ③ F7			4	0	1	0	0	0	0
2 Kelly Johnson, L (1, 4) OBP: 0.353, SLG: 0.494	B SI 85 B CH 81 B FF 88 C SI 87 F SI 87 S CH 81 3-3 ② K		B SI 85 C CH 80 B CH 81 S CH 82 C FF 89 2-3 ② K		X CU 72 0-0 ② SH1-3 1-2			B CU 72 B CU 71 B FF 85 C SI 85 B CH 81 4-1 BB		2	0	0	0	1	2	0
10 Chipper Jones, S (1, 5) OBP: 0.495, SLG: 0.674	B FF 86 C FF 88 B FC 86 B CU 72 B CH 82 4-1 BB BB		C FC 85 F SI 88 B FF 87 X CU 73 1-2 1B 1B		I IN 62 I IN 65 I IN 65 I IN 63 4-0 IBB			B SI 89 B SI 87 C SI 88 X SI 89 2-1 ① L8		2	0	1	0	2	0	1
Mark Teixeira, S (1, 3) OBP: 0.355, SLG: 0.418	B FC 87 C SI 87 F SI 86 F FF 88 B SI 87 B FF 88 B CH 81 4-2 1-2 BB		C SI 88 D FF 89 F FF 85 B FF 89 X FF 90 2-2 1-3 1B		B SI 87 F CH 80 B CH 80 X SI 89 2-1 ③ F8			1 SAFE C SI 85 C SI 88 C FF 86 0-3 ② K		3	0	1	0	1	1	3
16 Brian McCann, L (1, 2) OBP: 0.383, SLG: 0.580	B CH 82 X SI 88 1-0 ③ G4-3		F SI 88 S CH 80 C SI 88 0-3 ③ K			F CU 78 F FC 84 C FF 88 0-3 ① K		C SI 88 C CH 78 F SI 88 S CU 73 0-3 ③ K		4	0	0	0	0	3	5
7 Jeff Francoeur, R (1, 9) OBP: 0.302, SLG: 0.409		B FC 83 X FC 84 1-0 ① G6-3		X CU 72 0-0 ① G5-3		C FC 82 B FC 81 B SI 88 B FF 88 B FC 84 4-1 1 G5-4-3 BB			C CU 81 X CU 82 0-1 ① G6-3	3	0	0	0	1	0	0
1 Grégor Blanco, L (1, 8) OBP: 0.409, SLG: 0.385		B SI 87 X CH 80 1-0 37 B2-5-4 4 E 1B		L FF 86 B CU 71 C CH 78 B CH 81 F FF 88 X CU 73 2-2 ② F7		C SI 87 C SI 86 B FF 86 F SI 88 X CH 83 1-2 ②③ G5-4-3 1-2f			L SI 94 B SI 93 B SI 93 F SI 94 B SI 94 F SI 93 F SI 95 X SI 94 3-2 ② G3-1	4	0	1	0	0	0	1
4 Omar Infante, R (1, 7) OBP: 0.320, SLG: 0.348 Greg Norton, S (9, PH) OBP: 0.429, SLG: 0.316		1 SAFE C FC 82 1 SAFE B FC 85 X FC 80 1-1 E5 1-2		F FC 84 C CU 74 B SI 87 X FC 83 1-2 ③ G1-3			C CU 71 X CU 72 0-1 ① G5-3		B SI 94 B SI 89 X SI 93 2-0 ③ L6	3 1	0 0	0 0	0 0	0 0	0 0	1 0
37 Jo-Jo Reyes, L (1, 1) 56 Blaine Boyer, R (8, 1)		L SI 85 X CH 76 0-1 ②③ B2-5-4 2-3f			F SI 86 F SI 86 B CU 72 B FF 88 S CH 79 2-3 ① K		X SI 86 0-0 ② G4-3			3 0	0 0	0 0	0 0	1 0	2 0	
Inning Stats	R: 0 E: 0 K: 1 S: 10 H: 0 LOB: 2 BB: 2 P: 22	R: 0 E: 1 K: 0 S: 6 H: 1 LOB: 1 BB: 0 P: 9	R: 0 E: 0 K: 2 S: 14 H: 2 LOB: 2 BB: 0 P: 19	R: 0 E: 0 K: 0 S: 8 H: 0 LOB: 0 BB: 0 P: 11	R: 0 E: 0 K: 1 S: 8 H: 1 LOB: 2 BB: 1 P: 16	R: 0 E: 0 K: 1 S: 8 H: 0 LOB: 0 BB: 1 P: 13	R: 0 E: 0 K: 0 S: 5 H: 0 LOB: 0 BB: 0 P: 7	R: 0 E: 0 K: 2 S: 10 H: 0 LOB: 1 BB: 1 P: 16	R: 0 E: 0 K: 0 S: 8 H: 0 LOB: 0 BB: 0 P: 13	1B: 4 2B: 0 3B: 0 HR: 0 SF: 0 SAC: 1 DP: 2 HBP: 0						

PITCHER		IP	WLS	BF	H	R	ER	SO	BB	IBB	HBP	BLK	WP	HR	S	P	ERA	WHIP
37 Jeff Suppan, R ERA: 3.93	(1, 1)	8.0	W	32	4	0	0	7	4	1	0	0	0	0	69	113	0.00	1.000
Salomon Torres, R ERA: 2.73	(9, 1)	1.0	S	3	0	0	0	0	0	0	0	0	0	0	8	13	0.00	0.000

PITCHER	IP	WLS	BF	H	R	ER	SO	BB	IBB	HBP	BLK	WP	HR	S	P	ERA	WHIP

TOP

Atlanta Braves @ Milwaukee Brewers

Miller Park, Milwaukee, WI

Wed May 28 2008, 7:05 PM CDT
Att. 31,612 - Roof Closed - 65 F

livebaseballscorecards.com

AB	29
R	0
H	4
RBI	0
BB	5
SO	7
LOB	13

1B: 4	SF: 0	WP: 0	PA: 35
2B: 0	SAC: 1	PB: 0	
3B: 0	DP: 2	SB: 0	
HR: 0	HBP: 0	CS: 0	

BOTTOM

Batter	1	2	3	4	5	6	7	8	9	AB	R	H	RBI	BB	SO	LOB
23 Rickie Weeks Jr., R (1, 4) OBP: 0.332, SLG: 0.366	B FF 91 F SI 91 F SI 92 X CU 73 1-2 ① G6-3		B SI 92 B FF 92 X FF 91 2-0 1B			B CU 70 C FF 91 X 1-1 ① P4		C FF 94 X FF 96 0-1 2-H 3B		4	0	2	1	0	0	0
25 Mike Cameron, R (1, 8) OBP: 0.300, SLG: 0.468	B FF 92 C SI 91 X SL 84 1-1 ② L7		C SI 91 1 SAFE B CH 81 C FF 92 B SL 81 S SI 92 2-3 ② K			B CH 80 B FF 91 F FF 91 F CH 81 C SI 92 2-3 ② K		B FF 93 D CU 77 S FF 94 T FF 94 X FF 94 2-2 ③ L7		4	0	0	0	0	2	2
8 Ryan Braun, R (1, 7) OBP: 0.317, SLG: 0.556	S CU 73 B CH 81 B SI 92 B SI 92 B FF 91 4-1 BB		1 SAFE S FF 90 B SI 92 C SL 80 C SI 92 1-3 ③ K			B FF 91 C FF 91 B FF 92 X CH 82 2-1 ③ P6				2	0	0	0	1	1	1
28 Prince Fielder, L (1, 3) OBP: 0.364, SLG: 0.426	C SI 92 C SI 92 S SL 83 0-3 ③ K			B SL 80 X SI 91 1-0 ① G1-3			C SL 85 F SL 82 F SI 94 F FF 94 C SI 92 0-3 ① K			3	0	0	0	0	2	1
1 Corey Hart, R (1, 9) OBP: 0.347, SLG: 0.464		X FF 90 0-0 ① B2-3		C SI 92 S CH 80 F FF 92 X SL 80 0-2 ② G6-3			B FF 91 B CH 82 B FF 93 X FF 91 3-0 ② L9			3	0	0	0	0	0	0
2 Bill Hall, R (1, 5) OBP: 0.296, SLG: 0.420		B SI 92 C FF 91 X SL 82 1-1 7 CS 1B		B FF 92 F SI 91 B CH 83 S CH 82 C FF 93 2-3 ③ K			C FF 91 S CH 82 B CH 79 S CH 81 1-3 ③ K			3	0	1	0	0	2	0
7 J.J. Hardy, R (1, 6) OBP: 0.337, SLG: 0.324		1 SAFE B FF 90 B SI 91 C FF 91 B CH 81 B SI 92 4-1 ② 1-2 BB			C FF 90 B SI 91 F CH 81 F SI 92 B SL 83 B FF 93 C FF 92 3-3 ① K			B FF 89 B CH 81 B FF 90 B FF 90 4-0 18 SH3-4 23 3B BB		1	1	0	0	2	1	0
18 Jason Kendall, R (1, 2) OBP: 0.348, SLG: 0.352		C FF 91 F SI 91 C FF 92 0-3 ③ K			C CU 72 F FF 92 B FF 93 X SI 93 1-2 ② F9			1 SAFE X FF 92 0-0 ① SH3-4 1-2		2	0	0	0	0	1	1
37 Jeff Suppan, R (1, 1) OBP: 0.050, SLG: 0.050 27 Joe Dillon, R (8, PH) OBP: 0.382, SLG: 0.310 Salomon Torres, R (9, 1)			C FF 90 X FF 91 0-1 ① G1-3		F FF 90 B SI 92 B FF 90 C FF 91 F FF 93 X FF 92 2-2 ③ G4-3			B FF 94 F SI 94 C CU 77 F CU 77 T SI 96 1-2 ② K		2 1 0	0 0 0	0 0 0	0 0 0	0 1 0	0 1 0	0 1 0
Inning Stats	R: 0 E: 0 K: 1 S: 9 H: 0 LOB: 1 BB: 1 P: 15	R: 0 E: 0 K: 1 S: 7 H: 1 LOB: 1 BB: 1 P: 12	R: 0 E: 0 K: 2 S: 9 H: 1 LOB: 1 BB: 0 P: 14	R: 0 E: 0 K: 1 S: 8 H: 0 LOB: 0 BB: 0 P: 11	R: 0 E: 0 K: 1 S: 11 H: 0 LOB: 0 BB: 0 P: 17	R: 0 E: 0 K: 1 S: 7 H: 0 LOB: 0 BB: 0 P: 12	R: 0 E: 0 K: 2 S: 9 H: 0 LOB: 0 BB: 0 P: 13	R: 1 E: 0 K: 1 S: 10 H: 1 LOB: 1 BB: 1 P: 17		1B: 2 2B: 0 3B: 1 HR: 0 SF: 0 SAC: 1 DP: 0 HBP: 0						

PITCHER	IP	WLS	BF	H	R	ER	SO	BB	IBB	HBP	BLK	WP	HR	S	P	ERA	WHIP
37 Jo-Jo Reyes, L (1, 1) ERA: 4.83	7.0	L	25	2	1	1	9	3	0	0	0	0	0	60	98	1.29	0.714
56 Blaine Boyer, R (8, 1) ERA: 3.82	1.0		4	1	0	0	1	0	0	0	0	0	0	10	13	0.00	1.000

PITCHER	IP	WLS	BF	H	R	ER	SO	BB	IBB	HBP	BLK	WP	HR	S	P	ERA	WHIP

Atlanta Braves @ Milwaukee Brewers

Miller Park, Milwaukee, WI

Wed May 28 2008, 7:05 PM CDT

Att. 31,612 - Roof Closed - 65 F

livebaseballscorecards.com

AB	25
R	1
H	3
RBI	1
BB	3
SO	10
LOB	6

Atlanta Braves @ Milwaukee Brewers

Miller Park, Milwaukee, WI

Thu May 29 2008, 12:05 PM CDT

Att. 33,334 - Cloudy - 67 F

TOP

livebaseballscorecards.com

Batter	1	2	3	4	5	6	7	8	9	AB	R	H	RBI	BB	SO	LOB
19 Yunel Escobar, R (1, 6) OBP: 0.373, SLG: 0.409	X FF 93 0-0 BB 10 1B 1B		C FF 94 X CU 81 0-1 10 1B 1B		G6-3			X SI 81 0-0 ① FC6-4 BB 10 WP 1-2f	X SI 93 0-0 2 1B 1-2 2-3 1B	6	1	3	0	0	0	3
2 Kelly Johnson, L (1, 4) OBP: 0.353, SLG: 0.488	X FF 91 0-0 ① P4		B SI 90 B CU 75 X SI 90 2-0 ② F9		B CU 77 B SI 90 F FF 92 S FF 94 F FF 95 X FF 94 2-2 10 S HR 1B	B FF 91 C CH 88 F FF 93 C FF 94 1-3 ① K		C SI 81 B CU 76 S SI 80 C SL 75 1-3 ② K	D SI 86 S CH 84 D SI 86 X SI 91 2-1 1-2 2-H 3-H 1B	6	1	2	2	0	2	3
10 Chipper Jones, S (1, 5) OBP: 0.500, SLG: 0.670	B SI 90 X SI 91 1-0 BB 1-2 1B		B SI 91 B SI 90 C FF 93 C CU 77 X FF 94 2-2 E 1B 1-3 1B		B FF 92 I IN 74 I IN 80 I IN 81 4-0 HR 1-2 IBB	B FF 91 B FF 95 X FF 94 2-0 ② F7		C SI 81 B FF 81 B SI 80 B FF 80 B FF 81 4-1 BB 1-2 BB	B SI 87 B SI 93 X CH 83 2-0 ③ G3-1	4	1	2	0	2	0	2
Mark Teixeira, S (1, 3) OBP: 0.364, SLG: 0.437	C SI 92 B SI 92 S SI 90 B SI 93 B FF 93 B SI 94 4-2 G4-6-3 1-2 2-3 BB		C CU 76 B SI 94 B FF 92 X SI 92 2-1 E4 1-3 3-H 1B		B SI 92 B SI 91 X FF 93 2-0 1-H 2-H HR	B FF 93 F FF 93 C FF 93 B FF 94 X FF 93 2-2 ③ F8		B SI 81 C SI 80 B SI 80 B FF 80 C SI 81 F SI 80 B FF 81 4-2 1-2 2-3 BB		3	1	2	4	2	0	0
Greg Norton, S (1, 7) OBP: 0.415, SLG: 0.310 56 Blaine Boyer, R (7, 1) 46 Manny Acosta, R (7, 1) 39 Rafael Soriano, R (9, 1)	B CU 77 C SI 92 B CU 75 B SI 92 F FF 93 X FF 94 3-2 ②③ G4-6-3 1-2f		B SI 90 B CU 77 F FF 93 X SI 93 2-1 ③ G1-3		X SI 92 0-0 ② L9		X SI 80 0-0 7 G5-3 1B	C SI 81 C SI 80 B FF 80 B SI 81 F SI 78 X FF 80 2-2 ③ G3		4 0 1 0	0 0 0 0	1 0 0 0	0 0 0 0	0 0 0 0	0 0 3 0	5 0 3 0
7 Jeff Francoeur, R (1, 9) OBP: 0.304, SLG: 0.410		B CU 79 B FF 91 X FF 92 2-0 ① G6-3		B FF 92 B CU 80 B FF 91 B FF 91 4-0 L5-4 1 BB BB	X CU 78 0-0 BB 57 1B 2B		C SI 81 B FF 81 X SI 82 1-1 ① G5-3 1-2		C CH 84 X SI 92 0-1 ① G6-3	4	1	1	0	1	0	1
1 Grégor Blanco, L (1, 8) OBP: 0.409, SLG: 0.374		C FF 93 C CU 76 S FF 95 0-3 ② K		B FF 92 C FF 90 B SI 91 F SI 91 F FF 95 B CU 74 B FF 94 4-2 1-2 BB	I IN 80 I IN 82 I IN 82 I IN 83 4-0 BB 57 1B IBB		S SL 75 F SL 76 S SL 74 0-3 ② K		B SI 92 B CH 85 B SI 91 C SI 90 X SI 91 3-1 ② G6-3	3	1	0	0	2	2	1
Corky Miller, R (1, 2) OBP: 0.200, SLG: 0.077		X FF 94 0-0 ③ F8		C FF 93 B FF 93 F FF 93 X FF 94 1-2 ①② L5-4 2-2	B FF 94 B FF 93 B FF 92 B FF 90 4-0 57 1B 1-2 2-3 BB		B FF 81 B SI 81 C SI 81 X SI 81 2-1 ③ F9		B SL 82 B FC 82 B SI 91 B SI 91 4-0 19 1B 4 BB 2 1B BB	3	1	0	0	2	0	3
57 Jorge Campillo, R (1, 1) OBP: 0.111, SLG: 0.111 30 Jeff Bennett, R (6, 1) OBP: 0.286, SLG: 0.167 4 Omar Infante, R (7, 7) OBP: 0.346, SLG: 0.348			B FF 92 C FF 91 X FF 93 1-1 ① F8	X FF 92 0-0 ③ G6-3	B FF 92 B FF 91 C FF 89 F FF 92 X FF 92 2-2 19 FC6-4 1-3 2-H 3-H 1B			C SI 80 B SI 76 B SI 80 B SI 80 B SI 80 4-1 19 FC6-4 BB	B SL 82 B SI 91 B SI 92 B SI 90 4-0 19 1B 2 1B 1-2 BB	3 0 0	0 0 1	1 0 0	2 0 0	0 0 2	0 0 0	1 0 0

Inning Stats	1	2	3	4	5	6	7	8	9	1B: 10	SF: 0	WP: 1	PA: 48
	R: 0 E: 0 K: 0 S: 8	H: 2 LOB: 2 BB: 1 P: 16	R: 0 E: 0 K: 1 S: 5	H: 0 LOB: 0 BB: 0 P: 7	R: 1 E: 1 K: 0 S: 12	H: 3 LOB: 2 BB: 0 P: 21	R: 0 E: 0 K: 0 S: 7	H: 0 LOB: 1 BB: 2 P: 16	R: 5 E: 0 K: 0 S: 13	H: 4 LOB: 2 BB: 3 P: 31	R: 0 E: 0 K: 1 S: 7	H: 0 LOB: 0 BB: 0 P: 12	R: 0 E: 0 K: 1 S: 8	H: 1 LOB: 1 BB: 0 P: 11	R: 0 E: 0 K: 1 S: 13	H: 0 LOB: 3 BB: 3 P: 28	R: 2 E: 0 K: 0 S: 8	H: 2 LOB: 2 BB: 2 P: 23	2B: 2 3B: 0 HR: 1	SAC: 0 DP: 2 HBP: 0	PB: 0 SB: 1 CS: 0	

PITCHER		IP	WLS	BF	H	R	ER	SO	BB	IBB	HBP	BLK	WP	HR	S	P	ERA	WHIP
73 Seth McClung, R ERA: 4.8	(1, 1)	4.2	L	26	8	6	6	1	4	2	0	0	0	1	41	85	11.57	2.571
48 Tim Dillard, R ERA:	(5, 1)	1.1		5	1	0	0	1	0	0	0	0	0	0	11	18	0.00	0.750
Brian Shouse, L ERA: 2.37	(7, 1)	2.0		10	1	0	0	2	3	0	0	0	1	0	21	39	0.00	2.000
Julian Tavarez, R ERA: 6.75	(9, 1)	1.0		7	2	2	2	0	2	0	0	0	0	0	8	23	18.00	4.000

PITCHER	IP	WLS	BF	H	R	ER	SO	BB	IBB	HBP	BLK	WP	HR	S	P	ERA	WHIP

AB	37
R	8
H	12
RBI	8
BB	11
SO	4
LOB	22

Atlanta Braves @ Milwaukee Brewers

Miller Park, Milwaukee, WI

Thu May 29 2008, 12:05 PM CDT

Att. 33,334 - Cloudy - 67 F

livebaseballscorecards.com

BOTTOM

Batter	1	2	3	4	5	6	7	8	9	AB	R	H	RBI	BB	SO	LOB
23 Rickie Weeks Jr., R (1, 4) OBP: 0.327, SLG: 0.359	B FF 86 C FF 86 S SL 82 F CU 70 S CH 78 1-3 K ①		C CH 78 X SL 84 0-1 F9 ③		D CH 74 F CH 75 B FF 88 F FF 87 F CU 72 B CH 76 F SL 82 S SL 80 3-3 K ③		C SL 79 S SL 80 C SI 96 0-3 K ③			4	0	0	0	0	3	3
25 Mike Cameron, R (1, 8) OBP: 0.290, SLG: 0.451	B FF 88 F SL 80 F FF 87 B FF 89 T CH 77 2-2 K ②			B FF 85 C FF 87 B SI 87 S SL 84 B FF 89 F SL 82 F SL 83 F CH 77 X SL 83 3-2 G6-3 ①		B SI 90 C SI 90 T SI 91 B SL 83 B SI 91 S SI 91 3-3 K ①		B SI 95 F SI 95 C SL 81 1-3 K ①		4	0	0	0	0	3	0
8 Ryan Braun, R (1, 7) OBP: 0.316, SLG: 0.555	X SL 83 0-0 F9 ③			B SI 88 F FF 88 B FF 88 X CH 78 2-1 2B		C SI 93 B SI 93 X SI 92 1-1 G6-3 ②		B SI 95 B SI 94 C SI 95 F SI 94 S SI 97 2-3 K ②		4	0	1	0	0	1	0
28 Prince Fielder, L (1, 3) OBP: 0.362, SLG: 0.423		C CH 77 T CH 77 B FF 87 B CU 73 S CH 76 2-3 K ①		B FF 88 C CH 74 B FF 87 X CH 74 2-1 G5-3 ②		F SI 93 B SI 94 B SI 91 X SI 91 2-1 1 2B 1B		B SL 82 B CH 87 B SI 95 C SI 95 S CH 87 S SL 82 3-3 K ③		4	0	1	0	0	2	1
1 Corey Hart, R (1, 9) OBP: 0.352, SLG: 0.472 Brian Shouse, L (7, 1) Julian Tavarez, L (9, 1) Craig Counsell, L (9, PH) OBP: 0.324, SLG: 0.297		B FF 88 B SL 81 S SL 82 B SL 83 F SL 83 X FF 89 3-2 7 FC6-4 1B		B CU 68 X 1-0 B2 ③		F SI 91 C SL 84 B CU 83 F SI 93 X SI 94 1-2 1-H 2B ③			C FF 91 B SI 92 S FF 92 F FF 94 F SL 86 C FF 94 1-3 K ①	3 0 0 1	0 0 0 0	2 0 0 0	0 0 0 0	0 0 0 1	0 0 0 0	1 0 0 0
14 Russell Branyan, L (1, 5) OBP: 0.471, SLG: 0.692		S CH 76 B SI 88 1 SAFE F CH 76 1 SAFE S CU 73 1-3 K ②			B FF 86 X FF 85 1-0 HR		B SI 91 C FF 91 S CU 73 F FF 92 B CU 74 B FF 92 4-2 33 BB BB		C FF 94 F SL 83 B FF 94 B FF 93 B FF 92 B FF 94 4-2 7 G4-3 7 WP BB	2	1	1	1	2	1	1
7 J.J. Hardy, R (1, 6) OBP: 0.330, SLG: 0.316		1 SAFE 1 SAFE C SL 80 1 SAFE X SL 80 0-1 FC6-4 ③ 1-2f			C FF 88 X SL 84 0-1 F8 ①		C SI 93 B FF 92 B CU 75 X FF 92 2-1 F8 ①		C FF 94 B SL 82 B FF 93 X FF 92 2-1 G4-3 ② 1-3	4	0	0	0	0	0	3
18 Jason Kendall, R (1, 2) OBP: 0.340, SLG: 0.343			B FF 86 C FF 87 B FF 87 X SL 82 2-1 G5-3 ①		B SL 81 C SL 80 X CH 77 1-1 F8 ②		B SI 92 B FF 92 C FF 91 X FF 92 2-1 F9 ②		C FF 94 X FF 93 0-1 F8 ③	4	0	0	0	0	0	2
73 Seth McClung, L (1, 1) 48 Tim Dillard, R (5, 1) OBP: 1.000, SLG: 1.000 33 Gabe Kapler, R (7, 9) OBP: 0.318, SLG: 0.494			S SI 87 S CH 76 S CH 76 0-3 K ②		S FF 88 X SL 81 0-1 1B		B FF 93 B FF 92 B FF 92 D SI 92 4-0 1-2 BB			1 1 0	0 0 0	0 1 0	0 0 0	0 0 1	1 0 0	0 0 0
Inning Stats	R: 0 E: 0 K: 2 S: 8 H: 0 LOB: 0 BB: 0 P: 11	R: 0 E: 0 K: 2 S: 11 H: 1 LOB: 1 BB: 0 P: 17	R: 0 E: 0 K: 1 S: 7 H: 0 LOB: 0 BB: 0 P: 9	R: 0 E: 0 K: 0 S: 11 H: 1 LOB: 1 BB: 0 P: 19	R: 1 E: 0 K: 1 S: 12 H: 2 LOB: 1 BB: 0 P: 17	R: 0 E: 0 K: 1 S: 11 H: 2 LOB: 1 BB: 0 P: 18	R: 0 E: 0 K: 1 S: 10 H: 0 LOB: 2 BB: 2 P: 22	R: 0 E: 0 K: 3 S: 9 H: 0 LOB: 0 BB: 0 P: 15	R: 0 E: 0 K: 1 S: 11 H: 0 LOB: 1 BB: 1 P: 18	1B: 3 2B: 2 3B: 0 HR: 1	SF: 0 SAC: 0 DP: 0 HBP: 0			WP: 1 PB: 0 SB: 0 CS: 0	PA: 35		

	AB	32
	R	1
	H	6
	RBI	1
	BB	3
	SO	12
	LOB	11

PITCHER		IP	WLS	BF	H	R	ER	SO	BB	IBB	HBP	BLK	WP	HR	S	P	ERA	WHIP
57 Jorge Campillo, R ERA: 0.99	(1, 1)	5.0	W	19	4	1	1	6	0	0	0	0	0	1	49	73	1.80	0.800
30 Jeff Bennett, R ERA: 3.64	(6, 1)	1.0		4	2	0	0	1	0	0	0	0	0	0	11	18	0.00	2.000
56 Blaine Boyer, R ERA: 3.73	(7, 1)	0.2		4	0	0	0	0	2	0	0	0	0	0	7	19	0.00	3.000
46 Manny Acosta, R ERA: 2.67	(7, 1)	1.1		4	0	0	0	4	0	0	0	0	0	0	12	18	0.00	0.000
39 Rafael Soriano, R ERA: 1.8	(9, 1)	1.0		4	0	0	0	1	1	0	0	0	1	0	11	18	0.00	1.000

PITCHER		IP	WLS	BF	H	R	ER	SO	BB	IBB	HBP	BLK	WP	HR	S	P	ERA	WHIP

Atlanta Braves @ Cincinnati Reds

Great American Ball Park, Cincinnati, OH

Fri May 30 2008, 7:10 PM EDT

Att. 37,015 - Partly Cloudy - 80 F

TOP

livebaseballscorecards.com

Batter	1	2	3	4	5	6	7	8	9	10	11	AB	R	H	RBI	BB	SO	LOB
19 Yunel Escobar, R (1, 6) OBP: 0.373, SLG: 0.406	B FF 90 F FF 92 X FF 92 1-1 ① G6-3		B KC 81 X FF 92 1-0 2 BB 1B		B KC 76 F FF 93 B CH 81 S CH 82 F CH 82 X FF 94 2-2 ③ G5-3		S FA 90 X SI 91 0-1 ③ L9			B SL 85 S SL 85 S SL 86 F SL 86 B FF 95 B SL 87 B SL 87 4-2 2 CS BB		4	0	1	0	1	0	0
2 Kelly Johnson, L (1, 4) OBP: 0.359, SLG: 0.494	B FF 93 C FF 91 C FF 92 B FF 92 B CH 81 S CH 81 3-3 ② K		1 SAFE B FF 94 B FF 93 B CH 82 C FF 92 B FF 92 4-1 10 G4-6-3 1-2 BB			B KC 75 F FF 92 B FF 93 S CH 81 X KC 83 2-2 10 G4-3 SF8 2B		B FC 92 X FC 92 1-0 ① G1-3		0-0 ③ CS 1-2	B SI 87 S SI 86 B CH 81 X SI 86 2-1 10 G6-4-3 1B	4	1	2	0	1	1	0
10 Chipper Jones, S (1, 5) OBP: 0.489, SLG: 0.653	C KC 78 B CH 83 F FF 93 F FF 92 B KC 82 B FF 94 S FF 93 3-3 ③ K		B CH 81 X CH 81 1-0 ② ③ G4-6-3 1-2f			B FF 95 X FF 94 1-0 ① G4-3 2-3		C FC 93 X FC 92 0-1 ② G4-3			C SI 87 B CH 81 B SI 87 X SI 87 2-1 ① ② G6-4-3 1-2f	5	0	0	0	0	1	4
Mark Teixeira, S (1, 3) OBP: 0.357, SLG: 0.428		S KC 77 B FF 92 B FF 92 C FF 92 F KC 79 S CH 82 2-3 ① K		C FF 93 S CH 80 B FF 93 X FF 93 1-2 ① P6		S FF 95 B FF 95 X FF 93 1-1 ② SF8 3-H		B FC 93 C FC 93 X FF 89 1-1 ③ G3-1			B SI 86 X SI 86 1-0 ③ G5-3	4	0	0	1	0	1	0
16 Brian McCann, L (1, 2) OBP: 0.390, SLG: 0.587		B FF 93 B KC 76 B CH 82 B FF 93 4-0 F9 7 BB BB		X FF 91 0-0 2B		B FF 94 X CH 83 1-0 1B			B FC 91 C FC 91 B FC 91 X SL 86 2-1 ① G1-3			3	0	2	0	1	0	0
7 Jeff Francoeur, R (1, 9) OBP: 0.303, SLG: 0.405		B KC 82 B FF 92 B CH 81 B FF 91 4-0 1-2 BB		S FF 94 C FF 94 F CH 81 B KC 82 B CH 82 B CH 84 X CH 82 3-2 ② G5-3		F FF 94 C CH 83 1 SAFE S FF 94 0-3 ③ K			F SL 86 B SL 86 B SL 86 F FC 91 B SL 88 S SL 84 3-3 ② K			3	0	0	0	1	2	2
Greg Norton, S (1, 7) OBP: 0.404, SLG: 0.326		C CH 80 B CH 82 C FF 92 X FF 92 1-2 ② F9 2-3		F CH 82 S CH 83 S FF 94 0-3 ③ K			B KC 75 X FF 91 1-0 4 1B 8 G6-3 2B		F SL 87 X SL 88 0-1 ③ G4-3			4	1	1	0	0	1	3
1 Grégor Blanco, L (1, 8) OBP: 0.403, SLG: 0.367 4 Omar Infante, R (7, PH) OBP: 0.352, SLG: 0.354 (7, 8)		B KC 75 C FF 91 B FF 91 C FF 92 S CH 82 2-3 ③ K		C FF 92 M KC 78 B FF 94 X FF 94 1-2 ① G4-3			C CH 82 2 SAFE X CH 84 0-1 8 G6-3 1B 2-3			B SL 91 C SL 92 B FF 94 F SL 93 B SL 94 S SL 86 3-3 ① K		2	0	0	0	0	1	2
												2	0	1	0	0	1	0
47 Tom Glavine, L (1, 1) OBP: 0.158, SLG: 0.111 8 Ruben Gotay, S (7, PH) OBP: 0.385, SLG: 0.281 Will Ohman, L (7, 1) 46 Manny Acosta, R (8, 1) 22 Josh Anderson, L (10, PH) 30 Jeff Bennett, R (10, 1) OBP: 0.286, SLG: 0.167 Royce Ring, L (11, 1)			B FF 90 C FF 90 C FF 90 F CH 81 S FF 92 1-3 ① K		C FF 92 B FF 92 C FF 91 B FF 92 C FF 92 F FF 93 X FF 93 3-2 ② G1-3		X CH 84 0-0 ① ② G6-3 1-2f 3-H			C SL 92 S SL 86 B SL 87 F FF 93 F SL 86 X SL 85 1-2 ② G4-3		2	0	0	0	0	1	0
												1	0	0	0	0	0	1
												0	0	0	0	0	0	0
												0	0	0	0	0	0	0
												1	0	0	0	0	0	0
												0	0	0	0	0	0	0
												0	0	0	0	0	0	0

Inning Stats	1	2	3	4	5	6	7	8	9	10	11
	R: 0 E: 0 K: 2 S: 9 H: 0 LOB: 0 BB: 0 P: 16	R: 0 E: 0 K: 2 S: 10 H: 0 LOB: 2 BB: 2 P: 23	R: 0 E: 0 K: 1 S: 7 H: 1 LOB: 1 BB: 1 P: 14	R: 0 E: 0 K: 1 S: 11 H: 1 LOB: 1 BB: 0 P: 15	R: 0 E: 0 K: 0 S: 11 H: 0 LOB: 0 BB: 0 P: 17	R: 1 E: 0 K: 1 S: 10 H: 2 LOB: 1 BB: 0 P: 15	R: 1 E: 0 K: 0 S: 6 H: 2 LOB: 0 BB: 0 P: 7	R: 0 E: 0 K: 0 S: 5 H: 0 LOB: 0 BB: 0 P: 7	R: 0 E: 0 K: 1 S: 7 H: 0 LOB: 0 BB: 0 P: 12	R: 0 E: 0 K: 1 S: 11 H: 0 LOB: 0 BB: 1 P: 19	R: 0 E: 0 K: 0 S: 5 H: 1 LOB: 0 BB: 0 P: 10

| | | | | | | | | | | | |

Atlanta Braves @ Cincinnati Reds

Great American Ball Park, Cincinnati, OH

Fri May 30 2008, 7:10 PM EDT

Att. 37,015 - Partly Cloudy - 80 F

livebaseballscorecards.com

Batter	1	2	3	4	5	6	7	8	9	10	11	AB	R	H	RBI	BB	SO	LOB
15 Jerry Hairston, R (1, 6) OBP: 0.396, SLG: 0.506	C SI 80 C SI 80 B SI 82 F CH 76 B CH 76 B SI 82 B SI 83 4-2 G1-6-3 32 1B BB		C SI 83 B SI 82 X SI 82 1-1 ② F8			C SI 79 B SI 80 X CH 74 1-1 32 2B 2B		B SI 89 C FA 88 B SI 89 B SI 88 B SI 90 4-1 4 S 4 WP BB		C X 0-1 ③ G1-3		3	1	1	0	2	0	0
32 Jay Bruce, L (1, 8) OBP: 0.684, SLG: 0.786	C SI 83 S CH 77 X CH 76 0-2 G1-6-3 1-2 1B		F SI 82 B SI 82 S SI 82 X CH 72 1-2 FC6-5 1B			F SI 82 F CH 76 B SI 83 F CH 76 X SI 83 1-2 G6-3 4 SF8 2-H 2B		L SI 90 X SL 80 0-1 ① P5			X SI 87 0-0 1B 4 E 1B	5	2	4	1	0	0	1
Ken Griffey Jr., L (1, 9) OBP: 0.338, SLG: 0.365	C SI 82 B SI 83 B CH 77 X SI 64 2-1 ① ② G1-6-3 1-2f 2-3		1 SAFE C SI 82 X SI 82 0-1 ③ FC6-5 1-2f			B CH 77 B CH 77 X SI 82 2-0 ① G6-3 2-3		1 SAFE C SL 80 S SL 81 X SI 91 0-2 ② L5			B SI 88 B CU 72 X SI 89 2-0 4 E 1-2 1B	5	0	1	0	0	0	5
4 Brandon Phillips, R (1, 4) OBP: 0.338, SLG: 0.526	C SI 81 B CH 76 X SI 82 1-1 ③ G6-3			F CH 75 B SI 81 F CH 75 F CH 77 B SI 84 B CH 76 X SI 83 3-2 ① G6-3		B CH 76 C CH 77 B FF 80 S CH 76 X CH 77 2-2 ② SF8 3-H		1 SAFE B SL 80 1 SAFE 1 SAFE B FF 94 B FF 94 C SL 82 C SL 80 S SL 81 3-3 ③ K 1-3			X SI 87 0-0 E5 1-2 2-H	4	0	0	1	0	1	3
Adam Dunn, L (1, 7) OBP: 0.405, SLG: 0.549		C SI 81 C SI 80 F SI 81 S FC 74 0-3 ① K		B CH 76 X SI 82 1-0 ② G4-3		F SI 80 B SI 81 B SI 80 B CH 76 B SI 82 4-1 BB			S FF 92 B SL 87 X SL 85 1-1 ① F8			3	0	0	0	1	1	0
28 Edwin Encarnación, R (1, 5) OBP: 0.303, SLG: 0.413		C SI 80 B SI 80 C SI 80 C SI 81 1-3 ② K		B CH 77 X SI 79 1-0 ③ F8		B SI 81 F SI 82 1 SAFE X CH 74 1-1 ③ F8			X FF 95 0-0 ② G5-3			4	0	0	0	0	1	1
19 Joey Votto, L (1, 3) OBP: 0.359, SLG: 0.537		B SI 81 C SI 81 C SI 81 X SI 82 1-2 1B			F SI 82 B SI 81 B SI 81 S CH 75 X CH 76 2-2 ① G4-3		F SI 90 B SI 90 B SL 80 C SL 81 F SL 81 F SI 90 F CH 83 S SL 80 2-3 ① K		B FF 92 B SL 85 C SL 80 F SL 87 X SL 81 2-2 ③ L3		4	0	1	0	0	1	0
Paul Bako, L (1, 2) OBP: 0.331, SLG: 0.415		1 SAFE B SI 82 C SI 82 1 SAFE S CH 76 1 SAFE X SI 83 1-2 ③ G4-3			F SI 80 C SI 80 F CH 74 S CH 74 0-3 ② K		S SL 79 B SL 82 F SL 78 F SL 81 C SI 91 1-3 ② K			B F F S 1-3 ① K	4	0	0	0	0	3	1
36 Edinson Volquez, R (1, 1) OBP: 0.083, SLG: 0.083 45 Bill Bray, L (7, 1) David Ross, R (7, PH) OBP: 0.389, SLG: 0.356 51 Jared Burton, R (8, 1) 48 Francisco Cordero, R (10, 1) Javier Valentin, S (10, PH) OBP: 0.296, SLG: 0.317 50 Kent Mercker, L (11, 1)			C SI 81 B SI 80 S CH 75 B CH 74 S SI 82 2-3 ① K			B CH 78 S SI 80 F SI 80 S CH 72 1-3 ③ K		S SL 80 B CH 81 B SL 79 B SI 90 X SI 91 3-1 ③ G4-3			B C S B X 2-2 ② G3	2 0 1 0 0 1 0	0 0 0 0 0 0 0	0 0 0 0 0 0 0	0 0 0 0 0 0 0	0 0 0 0 0 0 0	2 0 0 0 0 0 0	0 0 0 0 0 0 0
Inning Stats	R: 0 E: 0 K: 0 S: 10 H: 1 LOB: 1 BB: 1 P: 17	R: 0 E: 0 K: 2 S: 13 H: 1 LOB: 1 BB: 0 P: 16	R: 0 E: 0 K: 1 S: 10 H: 1 LOB: 1 BB: 0 P: 14	R: 0 E: 0 K: 0 S: 6 H: 0 LOB: 0 BB: 0 P: 11	R: 0 E: 0 K: 2 S: 10 H: 0 LOB: 0 BB: 0 P: 13	R: 2 E: 0 K: 0 S: 13 H: 2 LOB: 1 BB: 1 P: 24	R: 0 E: 0 K: 2 S: 12 H: 0 LOB: 0 BB: 0 P: 18	R: 0 E: 0 K: 1 S: 9 H: 0 LOB: 1 BB: 1 P: 16	R: 0 E: 0 K: 0 S: 7 H: 0 LOB: 0 BB: 0 P: 10	R: 0 E: 0 K: 1 S: 8 H: 0 LOB: 0 BB: 0 P: 11	R: 1 E: 1 K: 0 S: 3 H: 2 LOB: 2 BB: 0 P: 5	1B: 5 2B: 2 3B: 0 HR: 0 SF: 1 SAC: 0 DP: 1 HBP: 0	WP: 1 PB: 0 SB: 1 CS: 0 PA: 40					

PITCHER		IP	WLS	BF	H	R	ER	SO	BB	IBB	HBP	BLK	WP	HR	S	P	ERA	WHIP
47 Tom Glavine, L ERA: 4.56	(1, 1)	6.0		24	5	2	2	5	2	0	0	0	0	0	62	95	3.00	1.167
Will Ohman, L ERA: 2.86	(7, 1)	1.2		6	0	0	0	2	1	0	0	0	0	0	18	28	0.00	0.600
46 Manny Acosta, R ERA: 2.54	(8, 1)	1.1		4	0	0	0	1	0	0	0	0	1	0	10	16	0.00	0.000
30 Jeff Bennett, R ERA: 3.56	(10, 1)	1.0		3	0	0	0	1	0	0	0	0	0	0	8	11	0.00	0.000
Royce Ring, L ERA: 6.75	(11, 1)	0.0	L	3	2	1	0	0	0	0	0	0	0	0	3	5	∞	∞

PITCHER		IP	WLS	BF	H	R	ER	SO	BB	IBB	HBP	BLK	WP	HR	S	P	ERA	WHIP

AB	36
R	3
H	7
RBI	2
BB	3
SO	9
LOB	11

Batter	1	2	3	4	5	6	7	8	9	10	AB	R	H	RBI	BB	SO	LOB
19 Yunel Escobar, R (1, 6) OBP: 0.368, SLG: 0.396	B FF 87 X FC 86 1-0 F8 ①	B SL 80 B FF 88 X FC 88 2-0 G6-3 ③		X CH 81 0-0 G5-3 ①	C SI 95 F CU 78 F SI 95 D CU 79 B SI 96 X SI 96 2-2 G1-3 ③		B SL 83 B SL 82 F SL 82 B FC 88 F FC 87 B FF 88 4-2 BB			L SL 91 L SL 90 C SL 87 0-3 K ①	5	0	0	0	1	1	4
2 Kelly Johnson, L (1, 4) OBP: 0.358, SLG: 0.494	C FF 86 S CH 82 B CH 83 X FC 87 1-2 L9 ②		B CH 81 B FF 86 X FC 85 2-0 HR 2B	D SI 94 B SI 94 X SI 94 2-0 10 1B 3-H 1B		C SI 90 S SL 84 B SL 85 F SI 91 S SL 86 1-3 K ①	B SL 83 C SL 83 S FF 88 S FF 88 1-3 K ③			B SL 92 1 SAFE B SL 83 F FF 94 1 SAFE S SL 85 F SL 87 S SL 85 2-3 K ②	6	1	2	1	0	3	3
10 Chipper Jones, S (1, 5) OBP: 0.498, SLG: 0.653	B FC 83 F FC 86 B FC 88 X FC 83 2-1 1B 1B		C FF 88 B FC 88 B SL 80 B FF 89 B FF 88 4-1 HR BB	1 SAFE S CH 86 B CU 79 1 SAFE B SI 94 X CU 78 2-1 1-2 1B		B SI 92 B SI 92 C SI 91 B SI 91 B CH 85 4-1 FC6-4 BB		C FC 84 B CU 75 B FC 90 B CU 75 C FC 88 X FC 88 3-2 G1-3 ①		B FF 94 I IN 55 I I 4-0 1-2 IBB	3	1	2	0	3	0	0
Mark Teixeira, S (1, 3) OBP: 0.356, SLG: 0.440	C FC 88 X FC 82 0-1 16 FC6-4 1-2 1B		F FF 89 B FC 84 X FC 84 1-1 1-H 2-H HR	D CH 87 F SI 94 B SI 94 S CH 87 B SI 94 C CU 78 3-3 K ②		B SL 84 B SI 91 F SI 91 X FA 92 2-1 FC6-4 1-2f		C FC 91 C FC 90 X FC 92 0-2 F7 ②		F SL 94 C SL 86 X FF 94 0-2 L8 ③	6	1	2	3	0	1	5
16 Brian McCann, L (1, 2) OBP: 0.386, SLG: 0.574	F FC 88 T FC 88 B FC 88 X CH 83 1-2 FC6-4 ③ 1-2f		F FA 84 B CH 82 F CH 82 B FF 89 B FF 88 B CH 83 4-2 BB	C CU 78 S SI 95 S CU 80 0-3 K ③		S CH 86 B SL 85 B SL 84 B SI 93 C SL 85 X SI 92 3-2 F7 ③		B FC 90 C CU 75 B FC 89 X FC 88 3-1 G4-3 ③			4	0	0	0	1	1	5
7 Jeff Francoeur, R (1, 9) OBP: 0.305, SLG: 0.418		C FC 87 B CH 81 X FC 88 1-1 HR 1B	X FC 89 0-0 P6 ①	F CH 86 B CH 88 X CU 78 1-1 G5-3 ①			C FC 87 F FC 87 B SL 81 F SL 81 B FF 87 X SL 82 2-2 HR		X CU 74 0-0 G6-3 ①		5	2	2	1	0	0	1
Greg Norton, S (1, 7) OBP: 0.410, SLG: 0.388 30 Jeff Bennett, R (7, 1) OBP: 0.286, SLG: 0.167 Will Ohman, L (8, 1) 56 Blaine Boyer, R (8, 1) 8 Ruben Gotay, S (9, PH) OBP: 0.375, SLG: 0.273 39 Rafael Soriano, R (9, 1) 46 Manny Acosta, R (10, 1)		C FF 88 B FC 81 B CH 82 F FC 82 B FC 87 X FC 87 3-2 1-H HR	B SL 79 B FC 89 X FF 88 2-0 F7 ②	F SI 94 F SI 96 B SI 92 B CU 78 B CU 79 B CH 88 4-2 49 SH3-4 1 BB BB			C FF 86 B SL 83 B SL 80 X FF 85 2-1 F7 ①		C FC 90 C FC 89 S CU 76 0-3 K ②		3 0 0 0 0 1 0 0 0	1 0 0 0 0 0 0 0 0	1 0 0 0 0 0 0 0 0	2 0 0 0 0 0 0 0 0	1 0 0 0 0 1 0 0 0	0 0 0 0 0 0 0 0 0	1 0 0 0 0 0 0 0 0
1 Grégor Blanco, L (1, 8) OBP: 0.396, SLG: 0.354		B FF 87 C FF 87 B FF 88 X CH 82 2-1 F8 ①	B SL 80 C FF 88 X FC 87 1-1 G3 ③	S SI 94 B SI 94 S SI 95 F SI 95 B SI 96 B CU 79 F SI 94 F SI 93 B SI 94 4-2 49 SH3-4 1-2 BB			B FF 86 X FF 86 1-0 E7 22 G4-3		B FC 91 F FC 91 B FC 89 B FC 89 C FC 90 F FC 88 C CU 75 3-3 K ③		4	0	0	0	1	1	1
49 Jair Jurrjens, R (1, 1) OBP: 0.200, SLG: 0.217 Royce Ring, L (5, 1) 22 Josh Anderson, L (7, PH) OBP: 0.333, SLG: 0.333 (7, 7)		C FC 88 B FC 83 X SL 78 1-1 G3 ②		B FC 87 C FC 87 C FC 86 B CH 81 X FC 86 2-2 2 1B 3B	L L X SI 94 0-2 SH3-4 ② 1-2 2-3		F FF 86 S FC 87 F FF 87 F FF 87 X SL 81 0-2 G4-3 2-3			C SL 92 X FF 93 0-1 10 S 1B	2 0 2	1 0 0	1 0 1	0 0 0	0 0 0	0 0 1	0 0 1
Inning Stats	R: 0 H: 2 E: 0 LOB: 2 K: 0 BB: 0 S: 11 P: 16	R: 2 H: 2 E: 0 LOB: 0 K: 0 BB: 0 S: 10 P: 19	R: 3 H: 2 E: 0 LOB: 1 K: 0 BB: 2 S: 10 P: 24	R: 1 H: 3 E: 0 LOB: 2 K: 2 BB: 0 S: 13 P: 22	R: 0 H: 0 E: 0 LOB: 2 K: 0 BB: 2 S: 16 P: 27	R: 0 H: 0 E: 0 LOB: 1 K: 1 BB: 1 S: 10 P: 20	R: 1 H: 1 E: 1 LOB: 2 K: 1 BB: 1 S: 17 P: 27	R: 0 H: 0 E: 0 LOB: 0 K: 0 BB: 0 S: 8 P: 14	R: 0 H: 0 E: 0 LOB: 0 K: 2 BB: 0 S: 8 P: 11	R: 0 H: 1 E: 0 LOB: 2 K: 2 BB: 1 S: 12 P: 18	1B: 6 2B: 1 3B: 1 HR: 3	SF: 0 SAC: 1 DP: 0 HBP: 0	WP: 0 PB: 0 SB: 1 CS: 0	PA: 49			

PITCHER		IP	WLS	BF	H	R	ER	SO	BB	IBB	HBP	BLK	WP	HR	S	P	ERA	WHIP
33 Josh Fogg, R ERA: 9.85	(1, 1)	3.1		19	7	6	6	0	2	0	0	0	0	2	35	65	16.20	2.700
Jeremy Affeldt, L ERA: 4.15	(4, 1)	1.2		9	2	0	0	2	2	0	0	0	0	0	25	43	0.00	2.400
45 Bill Bray, L ERA: 3.0	(6, 1)	1.0		4	0	0	0	1	1	0	0	0	0	0	10	20	0.00	1.000
David Weathers, R ERA: 4.91	(7, 1)	1.0		6	1	1	1	1	1	0	0	0	0	1	17	27	9.00	2.000
Mike Lincoln, R ERA: 5.61	(8, 1)	2.0		6	0	0	0	2	0	0	0	0	0	0	16	25	0.00	0.000

PITCHER		IP	WLS	BF	H	R	ER	SO	BB	IBB	HBP	BLK	WP	HR	S	P	ERA	WHIP
48 Francisco Cordero, R ERA: 2.1	(10, 1)	1.0	W	5	1	0	0	2	0	1	0	0	0	0	12	18	0.00	1.000

TOP

Atlanta Braves @ Cincinnati Reds

Great American Ball Park, Cincinnati, OH

Sat May 31 2008, 3:55 PM EDT

Att. 38,585 - Partly Cloudy - 84 F

livebaseballscorecards.com

AB	41
R	7
H	11
RBI	7
BB	7
SO	8
LOB	21

Batter	1	2	3	4	5	6	7	8	9	10	AB	R	H	RBI	BB	SO	LOB
15 Jerry Hairston, R (1, 6) (10, 7) OBP: 0.392, SLG: 0.495	B FC 87 C FC 88 X FF 89 1-1 G1-4-3 ①	B FF 89 F FF 90 B FF 90 X FC 90 2-1 32 1B SF8 1B	C CH 86 F CH 80 B FF 90 X CH 82 1-2 G5-3 ②		B FF 92 C FF 92 B CH 85 X FF 91 2-1 32 G4-6-3 1B 1-2 2-3 3-H			L FF 89 C CU 81 X 0-2 G2-3 ①		B FF 94 C FF 90 S SL 79 F FF 96 C SL 80 1-3 K ①	6	1	2	1	0	1	0
32 Jay Bruce, L (1, 8) OBP: 0.680, SLG: 0.895	B FC 89 F FF 89 X FF 90 1-1 HR 1B	B FF 90 1 SAFE X SL 82 1-0 SF8 28 1B 1B 1-3	S FF 88 F CH 81 F FC 89 X FC 89 0-2 F7 ③		C CU 72 X SI 90 0-1 G4-6-3 ② ③ 1-2f			B SL 79 F SL 80 B CH 82 B CH 81 B SI 89 4-1 BB		B FF 94 C SL 86 B SL 81 X SL 85 2-1 HR	5	3	3	1	1	0	3
Ken Griffey Jr., L (1, 9) OBP: 0.339, SLG: 0.388	B FC 90 B SL 81 B FC 89 C FF 90 X SL 83 3-1 HR ① 1-H	B FC 91 C FC 92 D SL 81 B FF 91 X FF 92 3-1 SF8 ① 2-3 3-H	C FC 86 X FC 90 0-1 G4-3 ①			B CU 70 B C X 2-1 4 G6-3 2B		C SI 90 B SI 90 C SI 90 T SI 91 1-2 K ②			4	1	2	3	0	1	1
4 Brandon Phillips, R (1, 4) OBP: 0.335, SLG: 0.532	B FC 91 F FC 91 X SL 76 1-1 HR	X FF 91 0-0 L4 ②	B CH 81 S CH 82 X FF 89 1-1 F8 ②			B SI 88 S CU 72 S CU 72 X CU 72 1-2 G6-3 ① 2-3		C FF 92 F FF 93 1 SAFE F FF 93 B CU 75 1 SAFE X FF 93 1-2 G1-3 ③			5	1	1	1	0	0	3
Adam Dunn, L (1, 7) OBP: 0.409, SLG: 0.542 6 Ryan Freel, R (9, PR) OBP: 0.353, SLG: 0.374 48 Francisco Cordero, R (10, 1)	B FF 88 B CH 82 B FC 91 B FF 90 4-0 BB 19 BB BB	B FC 91 B CH 83 B FF 90 I IN 74 4-0 28 1B IBB		C FF 88 X FC 91 0-1 F7 ③		F B T B S 2-3 K ②			B FC 93 F FC 92 B FC 93 B FC 91 S FC 92 B FC 92 4-2 19 1B G1-3 BB		2 0 0	0 1 0	0 0 0	0 0 0	3 0 0	1 0 0	1 0 0
28 Edwin Encarnación, R (1, 5) OBP: 0.306, SLG: 0.412	1 SAFE C FF 90 F FF 91 S CH 83 0-3 K ②	X FF 91 0-0 1-3 3-H 1B			B FF 88 F SL 81 S SL 82 X FC 91 1-2 2B 15 1B 1B	B CU 72 B CU 72 C SI 88 F CH 79 X CU 73 2-2 F8 ③			1 SAFE C FC 91 B SL 80 1 SAFE B SL 81 F FC 91 T FC 91 2-2 K ①		5	1	2	1	0	2	3
19 Joey Votto, L (1, 3) OBP: 0.366, SLG: 0.533	F FC 90 1 SAFE C FF 89 1 SAFE F FC 91 F SL 84 P PO 84 B SL 79 F FC 91 4-2 B FC 90 B FF 90 BB 1-2	I IN 69 I IN 70 I IN 73 I IN 71 4-0 FC5-4 IBB			B CH 81 C FF 88 1 SAFE S FC 89 S FC 90 1-3 K ①		B FF 90 B FF 89 C FF 89 B CU 78 F FF 91 T FF 92 3-2 K ①		1 SAFE X FC 91 0-0 G1-3 1-3 1B		3	0	1	0	2	2	1
David Ross, R (1, 2) OBP: 0.390, SLG: 0.367	B FC 91 D CH 82 F SL 83 C FF 89 B FC 89 B SL 83 4-2 1-2 2-3 BB	F X 0-1 FC5-4 ③ 1-2f			S SL 82 1 SAFE D SL 78 X SL 82 1-1 15 1B 1-3 2B		S FF 91 C FF 91 X SL 84 0-2 G5-3 ②		B SL 81 C SL 80 S FC 94 X SL 83 1-2 G1-3 ② 1-2 3-H		4	0	1	1	1	0	4
33 Josh Fogg, R OBP: 0.000, SLG: 0.000 Jeremy Affeldt, L Andy Phillips, R 45 Bill Bray, L David Weathers, R Javier Valentin, S OBP: 0.000, SLG: 0.000 Mike Lincoln, R 7 Paul Janish, R OBP: 0.000, SLG: 0.000	C FC 90 S SL 78 D SL 80 F FC 90 X SL 82 1-2 G5-3 ③		X FF 87 0-0 F8 ①		B CH 83 B CH 84 B FF 91 B FF 92 4-0 15 1B BB		B FF 92 X FF 90 1-0 F7 ③		C FC 94 B SL 82 B SL 82 S FC 94 B FC 94 S FC 94 3-3 K ③		2 0 0 0 0 1 0	0 0 0 0 0 0 0	0 0 0 0 0 0 0	0 0 0 0 0 0 0	0 0 0 0 0 0 0	0 0 0 0 0 0 1	3 0 0 0 0 0 2

Inning Stats																												
	R: 3	E: 0	K: 1	S: 23	H: 3	LOB: 3	BB: 3	P: 41	R: 2	E: 0	K: 0	S: 9	H: 3	LOB: 3	BB: 2	P: 23	R: 0	E: 0	K: 0	S: 8	H: 0	LOB: 0	BB: 0	P: 9	R: 0	E: 0	K: 0	S: 6	H: 0	LOB: 0	BB: 0	P: 7
	R: 1	E: 0	K: 1	S: 12	H: 3	LOB: 2	BB: 1	P: 21	R: 0	E: 0	K: 0	S: 11	H: 1	LOB: 1	BB: 0	P: 18	R: 0	E: 0	K: 1	S: 7	H: 0	LOB: 0	BB: 0	P: 11	R: 0	E: 0	K: 1	S: 11	H: 0	LOB: 1	BB: 1	P: 17
	R: 1	E: 0	K: 2	S: 12	H: 1	LOB: 2	BB: 1	P: 22	R: 1	E: 0	K: 1	S: 6	H: 1	LOB: 0	BB: 0	P: 9	1B: 7	2B: 2	3B: 0	HR: 3	SF: 1	SAC: 0	DP: 1	HBP: 0	WP: 0	PB: 0	SB: 0	CS: 0	PA: 47			

PITCHER		IP	WLS	BF	H	R	ER	SO	BB	IBB	HBP	BLK	WP	HR	S	P	ERA	WHIP
49 Jair Jurrjens, R ERA: 3.45	(1, 1)	4.1		28	9	6	6	2	4	2	0	0	0	2	56	99	12.46	3.000
Royce Ring, L ERA: 5.59	(5, 1)	1.2		5	1	0	0	1	0	0	0	0	0	0	13	20	0.00	0.600
30 Jeff Bennett, R ERA: 3.45	(7, 1)	1.1	H	4	0	0	0	1	0	0	0	0	0	0	10	14	0.00	0.000
Will Ohman, L ERA: 2.82	(8, 1)	0.1	H	2	0	0	0	1	1	0	0	0	0	0	4	9	0.00	3.000
56 Blaine Boyer, R ERA: 3.69	(8, 1)	0.1	H	1	0	0	0	0	0	0	0	0	0	0	4	5	0.00	0.000

PITCHER		IP	WLS	BF	H	R	ER	SO	BB	IBB	HBP	BLK	WP	HR	S	P	ERA	WHIP
39 Rafael Soriano, R ERA: 3.0	(9, 1)	1.0	B	5	1	1	1	2	1	0	0	0	0	0	12	22	9.00	2.000
46 Manny Acosta, R ERA: 2.83	(10, 1)	0.1	L	2	1	1	1	1	0	0	0	0	0	1	6	9	27.00	3.000

BOTTOM

Atlanta Braves @ Cincinnati Reds

Great American Ball Park, Cincinnati, OH

Sat May 31 2008, 3:55 PM EDT
Att. 38,585 - Partly Cloudy - 84 F

livebaseballscorecards.com

AB	38
R	8
H	12
RBI	8
BB	8
SO	8
LOB	21

Batter	1	2	3	4	5	6	7	8	9	AB	R	H	RBI	BB	SO	LOB
19 Yunel Escobar, R (1, 6) OBP: 0.362, SLG: 0.389	F SL 91 B SL 93 B SL 83 B SL 91 C FC 92 F FC 93 X SL 91 3-2 ① G6-3			B X 1-0 ① F9		X FC 94 0-0 ② P3		C SL 86 F FC 92 B SL 85 D SL 88 B FC 92 C FC 91 3-3 ② K		4	0	0	0	0	1	1
2 Kelly Johnson, L (1, 4) OBP: 0.356, SLG: 0.495	C SL 94 C SL 93 B FC 93 B SL 94 B SL 85 X SL 93 3-2 ② G4-3			F FF 94 X SL 87 0-1 ② G4-3		B FC 94 C FF 94 B FF 95 F SL 84 S FC 95 2-3 ③ K		B FC 92 F SL 88 B FC 90 X FC 90 2-1 2B		4	0	1	0	0	1	1
10 Chipper Jones, S (1, 5) OBP: 0.489, SLG: 0.640 4 Omar Infante, R (8, 5) OBP: 0.352, SLG: 0.354	C SL 84 X FF 94 0-1 ③ L9			B SL 87 C SL 85 B FF 94 T FF 93 F SL 87 F SL 93 F SL 85 S FC 94 2-3 ③ K			B FF 93 B FC 93 X SL 84 2-0 ① G4-3	B FC 90 S CH 88 F FC 91 B FC 91 C FC 91 2-3 ③ K		4 0	0 0	0 0	0 0	0 0	2 0	1 0
Mark Teixeira, S (1, 3) OBP: 0.358, SLG: 0.452		C SL 92 B FF 92 F SL 82 X FC 93 1-2 ① P1			X SL 84 0-0 ① F7		B FF 94 S SL 86 X FF 94 1-1 HR		B FC 90 C FC 90 F FC 89 B FC 89 B FC 91 F FC 90 B FC 91 4-2 1B BB	3	1	1	1	1	0	0
16 Brian McCann, L (1, 2) OBP: 0.383, SLG: 0.583		F FC 93 F FF 93 F SL 93 B SL 84 X SL 94 1-2 ② L7			B FF 93 C SL 86 B SL 84 F FC 93 X SL 86 2-2 ② G3		B SL 86 F FC 95 S SL 86 B FF 95 X SL 87 2-2 HR		X FC 89 0-0 ① P4	4	1	1	1	0	0	1
7 Jeff Francoeur, R (1, 9) OBP: 0.309, SLG: 0.422		B SL 86 C SL 93 B SL 86 B SL 84 X SL 82 3-1 ③ G1-3			S SL 86 B SL 87 B SL 93 B SL 93 C SL 85 B SL 87 4-2 BB		C SL 94 X SL 86 0-1 2B		C FC 92 B SL 87 F SL 85 F FC 90 X FC 89 1-2 ② P5	3	0	1	0	1	0	1
Greg Norton, S (1, 7) OBP: 0.400, SLG: 0.377			B SL 80 B SL 80 T SL 91 X SL 79 2-1 ① G3-1		D SL 83 S SL 83 F SL 92 S SL 84 1-3 ③ K		B SL 83 B FC 93 F SL 83 F SL 85 X FC 95 2-2 ② P5		C FC 91 C SL 87 F FC 90 F FC 93 D SL 89 F SL 88 D SL 88 X FC 90 2-2 1-3 1B	4	0	1	0	0	1	2
1 Grégor Blanco, L (1, 8) OBP: 0.394, SLG: 0.353 56 Blaine Boyer, R (7, 1) 38 Buddy Carlyle, L (7, 1) 8 Ruben Gotay, S (9, PH) OBP: 0.366, SLG: 0.265			B FC 93 F FF 93 B FC 92 X FC 92 2-1 ② F7			X SL 83 0-0 15 SH3-4 1B	S FC 94 B FC 94 B FC 94 C SL 84 F FC 95 B FC 95 X FC 95 3-2 ③ F8		C FC 90 C SL 87 X SL 87 0-2 ③ G3	3 0 0 1	0 0 0 0	1 0 0 0	0 0 0 0	0 0 0 0	0 0 0 0	1 0 0 2
15 Tim Hudson, R (1, 1) OBP: 0.125, SLG: 0.130 Royce Ring, L (7, 1) 22 Josh Anderson, L (7, 8) OBP: 0.250, SLG: 0.250			X SL 91 0-0 ③ L6			B CH 85 X FC 92 1-0 ① SH3-4 1-2		C FC 91 B FC 91 X SL 87 1-1 ① F8		1 0 1	0 0 0	0 0 0	0 0 0	0 0 0	0 0 0	0 0 0

Inning Stats	1	2	3	4	5	6	7	8	9
	R: 0 E: 0 K: 0 S: 9	R: 0 E: 0 K: 0 S: 9	R: 0 E: 0 K: 0 S: 5	R: 0 E: 0 K: 1 S: 9	R: 0 E: 0 K: 1 S: 9	R: 0 E: 0 K: 1 S: 6	R: 2 E: 0 K: 0 S: 15	R: 0 E: 0 K: 2 S: 10	R: 0 E: 0 K: 0 S: 17
	H: 0 LOB: 0 BB: 0 P: 15	H: 0 LOB: 0 BB: 0 P: 14	H: 0 LOB: 0 BB: 0 P: 9	H: 0 LOB: 0 BB: 0 P: 12	H: 0 LOB: 1 BB: 1 P: 16	H: 1 LOB: 1 BB: 0 P: 9	H: 3 LOB: 1 BB: 0 P: 25	H: 1 LOB: 1 BB: 0 P: 18	H: 1 LOB: 2 BB: 1 P: 24

1B: 2 SF: 0 WP: 0 PA: 35
2B: 2 SAC: 1 PB: 0
3B: 0 DP: 0 SB: 0
HR: 2 HBP: 0 CS: 0

PITCHER		IP	WLS	BF	H	R	ER	SO	BB	IBB	HBP	BLK	WP	HR	S	P	ERA	WHIP
47 Johnny Cueto, R ERA: 5.11	(1, 1)	7.0	W	26	4	2	2	3	1	0	0	0	0	2	62	100	2.57	0.714
51 Jared Burton, R ERA: 3.03	(8, 1)	2.0		9	2	0	0	2	1	0	0	0	0	0	27	42	0.00	1.500

PITCHER	IP	WLS	BF	H	R	ER	SO	BB	IBB	HBP	BLK	WP	HR	S	P	ERA	WHIP

TOP

Atlanta Braves @ Cincinnati Reds

Great American Ball Park, Cincinnati, OH

Sun Jun 01 2008, 1:15 PM EDT
Att. 35,942 - Partly Cloudy - 82 F

livebaseballscorecards.com

AB	32
R	2
H	6
RBI	2
BB	2
SO	5
LOB	10

Atlanta Braves @ Cincinnati Reds

Great American Ball Park, Cincinnati, OH

Sun Jun 01 2008, 1:15 PM EDT

Att. 35,942 - Partly Cloudy - 82 F

livebaseballscorecards.com

BOTTOM

Batter	1	2	3	4	5	6	7	8	9	AB	R	H	RBI	BB	SO	LOB
15 Jerry Hairston, R (1, 6) OBP: 0.390, SLG: 0.490	F FC 88 B FF 88 X SI 89 1-1 ① G4-3		C SI 90 C CU 76 F FC 85 X CU 78 0-2 ① F7		B SI 90 X FF 90 1-0 CS 32 BB 1B		B FF 92 X CU 75 1-0 ② SH1-3 1-2 3-H			3	0	1	1	0	0	0
32 Jay Bruce, L (1, 8) (8, 9) OBP: 0.690, SLG: 1.000	X FF 89 0-0 ② G4-3		B FC 90 B FF 91 S FF 91 S FC 87 B FF 91 F FF 91 X FF 92 3-2 HR		B FC 90 1 SAFE B FF 90 1 SAFE B FC 90 1 SAFE B FC 89 4-0 CS 1-2 BB		D CU 79 X FF 93 1-0 4 BB WP 2-H 1B			3	2	2	2	1	0	0
Ken Griffey Jr., L (1, 9) OBP: 0.346, SLG: 0.397 51 Jared Burton, R (8, 1)	C FC 89 B FF 88 X FF 89 1-1 1B		S FF 90 S SL 81 X SL 81 0-2 4 2B 2B		D FC 90 S SL 80 C FF 91 X FC 86 1-2 ②③ L9 1-2 2-3		I I I I 4-0 WP 4 BB IBB			3 0	1 0	2 0	0 0	1 0	0 0	2 0
4 Brandon Phillips, R (1, 4) OBP: 0.338, SLG: 0.534	C SI 89 B FF 90 S FC 84 D FC 85 X SL 79 2-2 ③ F8		B FF 91 B FC 84 B SL 80 X FC 89 3-0 ② 2-H 2B			F FC 84 F FF 90 S FC 85 0-3 ① K	F FF 92 F CU 75 B SL 93 B CU 62 F SL 84 B FF 90 B SL 83 4-2 WP 1-2 2-3 BB			3	0	1	1	1	1	1
Adam Dunn, L (1, 7) OBP: 0.411, SLG: 0.556		X FC 88 0-0 HR	B FC 90 X FC 88 1-0 ③ G3			C FF 90 S SL 79 X SL 80 0-2 ② G5-3	B FF 90 B SL 89 C SL 85 B FF 90 I 4-1 1-2 2-3 3-H IBB			3	1	1	1	1	0	0
19 Joey Votto, L (1, 3) OBP: 0.363, SLG: 0.524		F FC 89 B FC 90 B FF 89 B SL 79 D FF 90 4-1 28 CS BB		X SL 79 0-0 ① G4-3		B FC 86 X SL 79 1-0 ③ L4	B FF 90 C SL 88 F FF 91 B FF 91 X SL 84 2-2 ③ F7			3	0	0	0	1	0	3
28 Edwin Encarnación, R (1, 5) OBP: 0.309, SLG: 0.411		B FF 90 B FC 84 C SI 90 B FF 90 S SL 78 B FC 90 4-2 ① G1-3 1-2 BB	C FC 88 F CU 75 X FC 85 0-2 ② P6				X FC 85 0-0 E SH2-3 15 SH1-3 1B	C SL 88 F SL 85 B FF 90 F SL 86 X SL 86 1-2 ① F8		3	1	1	0	1	0	0
Paul Bako, L (1, 2) OBP: 0.324, SLG: 0.406		S SL 80 1 SAFE C FC 89 F FC 90 X FF 90 0-2 ② G1-3 1-2	B FC 88 C FF 90 X FF 90 1-1 ③ L7				X SI 85 0-0 ① SH2-3 1-2	B SL 88 B SL 87 F SL 86 F SL 87 X SL 89 2-2 ② G4-3		3	0	0	0	0	0	1
47 Johnny Cueto, R (1, 1) Andy Phillips, R (7, PH) 6 Ryan Freel, R (8, 8) OBP: 0.351, SLG: 0.371		F SI 90 B FF 90 B SI 90 C FC 90 C FC 91 2-3 ③ K			B FC 90 B FC 90 C FF 88 F FF 89 F FF 90 S FF 89 2-3 ① K		X FF 92 0-0 E6 15 SH1-3 32 1B 2-3	X SL 87 0-0 ③ F9		2 1 1	0 1 0	0 1 0	0 0 0	0 0 0	2 0 0	1 1 0
Inning Stats	R: 0 E: 0 K: 0 S: 8 H: 1 LOB: 1 BB: 0 P: 12	R: 1 E: 0 K: 1 S: 11 H: 1 LOB: 1 BB: 2 P: 21	R: 2 E: 0 K: 0 S: 13 H: 3 LOB: 0 BB: 0 P: 20	R: 0 E: 0 K: 0 S: 6 H: 0 LOB: 0 BB: 0 P: 7	R: 0 E: 0 K: 1 S: 8 H: 1 LOB: 1 BB: 1 P: 16	R: 0 E: 0 K: 1 S: 7 H: 0 LOB: 0 BB: 0 P: 8	R: 3 E: 1 K: 0 S: 12 H: 2 LOB: 3 BB: 3 P: 28	R: 0 E: 0 K: 0 S: 8 H: 0 LOB: 0 BB: 0 P: 11		1B: 4 2B: 2 3B: 0 HR: 2 SF: 0 SAC: 2 DP: 0 HBP: 0				WP: 1 PB: 0 SB: 0 CS: 3 PA: 36		

	AB	28
	R	6
	H	8
	RBI	5
	BB	6
	SO	3
	LOB	9

PITCHER		IP	WLS	BF	H	R	ER	SO	BB	IBB	HBP	BLK	WP	HR	S	P	ERA	WHIP
15 Tim Hudson, R ERA: 3.01	(1, 1)	6.0	L	25	7	4	3	3	3	0	0	0	0	2	54	85	4.50	1.667
Royce Ring, L ERA: 5.4	(7, 1)	0.1		1	0	0	0	0	0	0	0	0	0	0	1	1	0.00	0.000
56 Blaine Boyer, R ERA: 3.66	(7, 1)	0.1		4	1	1	0	0	0	1	0	0	0	0	3	9	0.00	3.000
38 Buddy Carlyle, R ERA: 2.89	(7, 1)	1.1		6	0	1	0	0	1	1	0	0	1	0	15	28	0.00	0.750

PITCHER	IP	WLS	BF	H	R	ER	SO	BB	IBB	HBP	BLK	WP	HR	S	P	ERA	WHIP

Batter	1	2	3	4	5	6	7	8	9	10	AB	R	H	RBI	BB	SO	LOB
2 Hanley Ramirez, R (1, 6) OBP: 0.378, SLG: 0.472	X FF 90 0-0 F8 ①		B SI 92 B SI 91 X FF 91 2-0 F9 ③		B SI 92 B FF 91 B CH 84 C FF 95 F SL 84 C SL 81 3-3 K ③		C FF 97 C FF 96 F FF 97 S SL 84 0-3 K ③		S SL 86 X SL 86 0-1 F9 ② 1-2		5	0	0	0	0	2	6
27 Jeremy Hermida, L (1, 9) OBP: 0.322, SLG: 0.439 Kevin Gregg, R (9, 1) 19 Logan Kensing, R (10, 1)	C FF 91 X SI 92 0-1 G6-3 ②			X SI 89 0-0 3 SF9 3B		C FF 90 B CH 80 C SL 83 B SI 90 S SL 81 2-3 K ①		B FF 91 B FF 92 C FF 91 B SL 81 B FF 91 4-1 3 F7 BB	B FF 94 X FF 94 1-0 E7 2-H 3-H 1B		4 0 0	1 0 0	2 0 0	2 0 0	1 0 0	1 0 0	0 0 0
3 Jorge Cantu, R (1, 5) OBP: 0.325, SLG: 0.430	C FF 91 X FF 92 0-1 F8 ③			X FF 90 0-0 SF9 ① 3-H		C CU 71 S CH 82 B SI 90 F CH 82 X SI 91 1-2 G4-3 ②		X FF 92 0-0 F7 ① 1-2	C FF 95 X SL 86 0-1 P3 ③		4	0	0	1	0	0	2
Mike Jacobs, L (1, 3) OBP: 0.295, SLG: 0.581		B FF 89 F FF 90 X SL 81 1-1 F7 ①		S SL 83 C SL 80 F FF 92 S SL 83 0-3 K ②		B SL 79 F CU 78 X FF 92 1-1 G4-3 ③		I IN 70 I IN 70 I IN 67 I IN 67 4-0 IBB		X SI 90 0-0 G6-3 ①	4	0	0	0	1	1	0
6 Dan Uggla, R (1, 4) OBP: 0.371, SLG: 0.636		C FF 91 X CH 83 0-1 G5-3 ②		B CH 82 F SI 92 X FF 92 1-1 1B 2B			X SI 91 0-0 1B 12 FC6-4 2B	C SL 79 B SL 83 F SL 81 X FF 94 1-2 F7 ②		B SI 92 F SI 91 F SI 92 B SI 91 S SL 83 2-3 K ②	5	2	2	0	0	1	2
Luis Gonzalez, L (1, 7) OBP: 0.373, SLG: 0.456		B CU 73 C FF 90 X SL 82 1-1 G4-3 ③		B FF 91 S FF 91 B SL 81 F CH 82 B FF 92 X FF 92 3-2 2-H 1B			B SI 91 C SL 80 X SL 80 1-1 12 FC6-4 2-3 1B	B FF 94 F FF 94 F CH 86 S FF 95 1-3 K ③		S SI 91 S SI 92 X SI 93 0-2 F7 ③	5	0	2	1	0	1	2
12 Cody Ross, R (1, 8) OBP: 0.280, SLG: 0.524 (9, 9)			C FF 91 F SI 92 B SI 92 B SL 81 B FF 92 B FF 93 4-2 20 FC4-6 BB	C CH 82 B SL 80 X CH 81 1-1 F7 ③			D SL 81 C FF 95 B SL 80 C SL 78 X SL 82 2-2 FC6-4 BB 1-2f 3-H ①		X FF 95 0-0 P5 ①		3	0	0	1	1	0	2
20 Matt Treanor, R (1, 2) OBP: 0.322, SLG: 0.345 4 Alfredo Amezaga, S (9, PR) OBP: 0.324, SLG: 0.351 (9, 8)			F FF 91 B SI 92 B SI 92 X FF 91 2-1 FC4-6 SH5-4 1-2f ①		C FF 89 X CH 82 0-1 G5-3 ①		1 SAFE F FF 95 1 SAFE C SL 81 B SI 96 F SL 81 X FF 96 1-2 P3 ②		S FF 95 B FF 95 X FF 95 1-1 18 1B 27 E 2B		4 0	0 1	1 0	0 0	0 0	0 0	2 0
Scott Olsen, L (1, 1) OBP: 0.125, SLG: 0.045 Jacque Jones, L (7, PH) OBP: 0.246, SLG: 0.218 37 Renyel Pinto, L (7, 1) 22 Matt Lindstrom, R (8, 1) Joe Nelson, R (8, 1) 18 Wes Helms, R (9, PH) OBP: 0.293, SLG: 0.407 58 Mike Rabelo, S (9, 2) OBP: 0.266, SLG: 0.298			X FF 91 0-0 SH5-4 ② 1-2		C FF 90 B SL 81 C SL 84 S SI 93 1-3 K ②		1 SAFE B FF 93 B FF 93 B CH 84 B FF 94 4-0 1-2 BB		B SL 86 X SL 86 1-0 2 F9 27 E 2-3 1B		1 0 0 0 0 1 0	0 0 0 0 0 1 0	0 0 0 0 0 1 0	0 0 0 0 0 0 0	0 1 0 0 0 0 0	1 0 0 0 0 0 0	0 0 0 0 0 0 0
Inning Stats	R: 0 H: 0 E: 0 LOB: 0 K: 0 BB: 0 S: 5 P: 5	R: 0 H: 0 E: 0 LOB: 0 K: 0 BB: 0 S: 6 P: 8	R: 0 H: 0 E: 0 LOB: 1 K: 0 BB: 1 S: 6 P: 14	R: 2 H: 3 E: 0 LOB: 1 K: 1 BB: 0 S: 13 P: 18	R: 0 H: 0 E: 0 LOB: 0 K: 2 BB: 0 S: 8 P: 12	R: 0 H: 0 E: 0 LOB: 0 K: 1 BB: 0 S: 9 P: 13	R: 1 H: 2 E: 0 LOB: 2 K: 1 BB: 1 S: 14 P: 22	R: 0 H: 0 E: 0 LOB: 2 K: 1 BB: 2 S: 8 P: 18	R: 2 H: 3 E: 1 LOB: 1 K: 0 BB: 0 S: 9 P: 12	R: 0 H: 0 E: 0 LOB: 0 K: 1 BB: 0 S: 7 P: 9	1B: 4 SF: 1 2B: 3 SAC: 1 3B: 1 DP: 0 HR: 0 HBP: 0						

PITCHER		IP	WLS	BF	H	R	ER	SO	BB	IBB	HBP	BLK	WP	HR	S	P	ERA	WHIP
37 Jo-Jo Reyes, L ERA: 4.78	(1, 1)	6.0		24	5	3	3	4	1	0	0	0	0	0	50	74	4.50	1.000
46 Manny Acosta, R ERA: 2.73	(7, 1)	1.0	B	4	0	0	0	1	1	0	0	0	0	0	11	18	0.00	1.000
39 Rafael Soriano, R ERA: 2.57	(8, 1)	1.0		5	0	0	0	1	1	1	0	0	0	0	8	18	0.00	1.000
29 John Smoltz, R ERA: 2.57	(9, 1)	1.0	B	6	3	2	2	0	0	0	0	0	0	0	9	12	18.00	3.000
Will Ohman, L ERA: 2.7	(10, 1)	1.0	W	3	0	0	0	1	0	0	0	0	0	0	7	9	0.00	0.000

PITCHER	IP	WLS	BF	H	R	ER	SO	BB	IBB	HBP	BLK	WP	HR	S	P	ERA	WHIP

TOP

Florida Marlins @ Atlanta Braves

Turner Field, Atlanta, GA

Mon Jun 02 2008, 7:00 PM EDT
Att. 20,896 - Partly Cloudy - 86 F

livebaseballscorecards.com

AB	36
R	5
H	8
RBI	5
BB	4
SO	7
LOB	16

WP: 0 PA: 42
PB: 0
SB: 0
CS: 0

Florida Marlins @ Atlanta Braves

Turner Field, Atlanta, GA

Mon Jun 02 2008, 7:00 PM EDT

Att. 20,896 - Partly Cloudy - 86 F

livebaseballscorecards.com

Batter	1	2	3	4	5	6	7	8	9	10	AB	R	H	RBI	BB	SO	LOB
19 Yunel Escobar, R (1, 6) OBP: 0.369, SLG: 0.407	C SI 87 B SI 88 X SL 79 1-1 G6-3 ①		B SL 76 B SL 78 B SI 88 B SI 88 4-0 10 BB 1B BB	C SI 89 B CH 84 B CH 84 X SI 88 2-1 G4-3 ③			C SL 77 F FF 92 F SI 92 B SI 92 X CH 83 1-2 10 1B 1B	B SL 85 F FF 99 B FF 99 F SL 84 X SL 84 2-2 4 BB 1-2 2-H 1B		1 SAFE B CU 81 B FF 93 B FF 94 X FF 94 3-0 1-H HR	5	2	3	3	1	0	0
4 Omar Infante, R (1, 4) OBP: 0.339, SLG: 0.327 (9, 7)	B CH 86 X CH 87 1-0 F9 ②		B SI 89 C CH 87 B CH 84 X SI 89 2-1 F9 ①		B SL 79 C SI 88 C SI 90 S SL 82 1-3 K ①		X FF 90 0-0 P4 ②	B FF 98 B SL 84 B FF 97 B FF 96 4-0 1-2 2-3 BB			4	0	0	0	1	1	2
10 Chipper Jones, S (1, 5) OBP: 0.492, SLG: 0.637	B CH 86 B CH 86 C SI 89 S SL 78 X SI 88 2-2 1B		**B SI 90** **B SI 90** **C SI 92** **F SL 84** 1 SAFE F SL 80 1 SAFE B FF 90 B SL 81 4-2 1B 7 1-2 FC5-2-6 BB		B SI 88 X SI 88 1-0 G6-3 ②		B CH 82 X CH 81 1-0 BB 1-3 1B	C FF 90 B FF 90 X FF 90 1-1 F8 ③			4	0	2	0	1	0	3
Mark Teixeira, S (1, 3) OBP: 0.363, SLG: 0.467	B CH 87 F CH 87 **B SL 80** F SI 88 1 SAFE B SL 78 X SL 79 3-2 G5-3 ③		D SL 81 X FF 90 1-0 7 FC5-2-6 1-3 2-H 1B		B SI 90 S CH 84 B SI 92 B SL 80 X SI 89 3-1 HR		B FF 92 B FF 92 D CH 83 B FF 89 4-0 1-2 BB		B C B B C F F X 3-2 G4-3 ①		4	1	2	2	1	0	1
7 Jeff Francoeur, R (1, 9) OBP: 0.310, SLG: 0.432		X SI 88 0-0 HR	F CH 82 B SI 90 F SI 89 F SL 82 X CH 84 1-2 FC5-2-6 ② 1-3 3-H		X CH 83 0-0 G6-3 ③		B CH 83 F CH 83 F SI 92 F SI 94 B FF 93 B CH 78 S CH 80 3-3 K ③		B B FS 86 B FF 95 B FF 95 4-0 22 FC5-4 16 BB 1 WP BB		4	2	1	1	1	1	5
16 Brian McCann, L (1, 2) OBP: 0.384, SLG: 0.574 49 Jair Jurrjens, R (9, PR) OBP: 0.200, SLG: 0.217 Corky Miller, R (10, 2) OBP: 0.200, SLG: 0.077		X SI 88 0-0 G6-3 ①	B SL 82 S SL 82 H SI 88 2-1 HBP			L SI 88 S SL 79 X SL 81 0-2 G3 ①		X FF 99 0-0 G4-3 ①	B FF 93 C FF 94 S CU 84 B CU 85 B FF 94 B FF 94 4-2 22 FC5-4 1-2 BB		3 0 0	0 0 0	0 0 0	1 0 0	0 0 0	0 0 0	0 0 0
Greg Norton, S (1, 7) OBP: 0.377, SLG: 0.351 29 John Smoltz, R (9, 1) 22 Josh Anderson, L (9, PH) OBP: 0.200, SLG: 0.200 Will Ohman, L (10, 1)		C FF 87 S SL 80 F SL 82 F SI 92 F SI 91 B CH 87 B SL 79 X SL 85 2-2 F7 ②	B FF 89 F SL 80 X SL 79 1-1 F7 ③			C CH 87 B CH 84 B CH 83 B SL 79 F SL 81 X SL 81 3-2 F7 ②		F FF 99 C FF 99 C SL 85 0-3 K ②	X FF 93 0-0 FC5-4 1 WP 1 S 1-2f 2-3 ②		4 0 1 0	0 0 0 0	0 0 0 0	0 0 0 0	1 0 0 0	3 0 2 0	3 0 0 0
1 Grégor Blanco, L (1, 8) OBP: 0.388, SLG: 0.355		X SI 90 0-0 E1		F CH 87 T SI 89 C SL 80 0-3 K ①		F SI 88 C SL 80 S SL 79 0-3 K ③		F FF 100 X FF 99 0-1 19 1B 2B	C CU 84 S CU 84 B CU 85 X FF 94 1-2 G1-3 ③ 1-3 3-H		5	1	1	0	0	2	1
37 Jo-Jo Reyes, L (1, 1) 46 Manny Acosta, R (7, 1) 8 Ruben Gotay, S (7, PH) OBP: 0.357, SLG: 0.257 39 Rafael Soriano, R (8, 1) 2 Kelly Johnson, L (8, PH) OBP: 0.362, SLG: 0.495 (9, 4)		C SL 80 X SI 90 0-1 G4-3 ③		C CH 87 F FF 89 F SI 91 C SL 82 0-3 K ②			C FF 90 B CH 83 S CH 82 S FF 92 1-3 K ①	I IN 73 I IN 71 I IN 75 I IN 73 4-0 4 BB 19 1B IBB		B FF 92 B FF 92 F FF 92 B FF 94 S FF 94 B FF 94 4-2 19 WP 19 HR BB	2 0 1 0 0	0 0 0 0 1	0 0 0 0 0	0 0 0 0 2	0 0 1 0 0	1 0 0 0 0	1 0 0 0 0
Inning Stats	R: 0 E: 0 K: 0 S: 9 H: 1 LOB: 1 BB: 0 P: 16	R: 1 E: 1 K: 0 S: 11 H: 1 LOB: 1 BB: 0 P: 13	R: 1 E: 0 K: 0 S: 13 H: 1 LOB: 3 BB: 2 P: 28	R: 0 E: 0 K: 2 S: 9 H: 0 LOB: 0 BB: 0 P: 11	R: 1 E: 0 K: 1 S: 7 H: 1 LOB: 0 BB: 0 P: 12	R: 0 E: 0 K: 1 S: 9 H: 0 LOB: 0 BB: 0 P: 12	R: 0 E: 0 K: 2 S: 13 H: 2 LOB: 3 BB: 1 P: 23	R: 1 E: 0 K: 1 S: 11 H: 2 LOB: 3 BB: 2 P: 22	R: 1 E: 0 K: 0 S: 11 H: 0 LOB: 2 BB: 2 P: 23	R: 2 E: 0 K: 0 S: 3 H: 1 LOB: 0 BB: 1 P: 10	1B: 5 2B: 1 3B: 0 HR: 3 SF: 0 SAC: 0 DP: 0 HBP: 1	WP: 2 PB: 0 SB: 1 CS: 0 PA: 46					

PITCHER		IP	WLS	BF	H	R	ER	SO	BB	IBB	HBP	BLK	WP	HR	S	P	ERA	WHIP
Scott Olsen, L ERA: 3.72	(1, 1)	6.0		26	4	3	3	4	2	0	1	0	0	2	58	92	4.50	1.000
37 Renyel Pinto, L ERA: 1.53	(7, 1)	1.0		6	2	0	0	2	1	0	0	0	0	0	13	23	0.00	3.000
22 Matt Lindstrom, R ERA: 3.05	(8, 1)	0.2		6	2	1	1	1	1	1	0	0	0	0	9	19	13.50	4.500
Joe Nelson, R ERA: 2.08	(8, 1)	0.1		1	0	0	0	0	0	0	0	0	0	0	2	3	0.00	0.000
Kevin Gregg, R ERA: 2.54	(9, 1)	1.0	B	5	0	1	1	0	2	0	0	0	1	0	11	23	9.00	2.000

PITCHER		IP	WLS	BF	H	R	ER	SO	BB	IBB	HBP	BLK	WP	HR	S	P	ERA	WHIP
19 Logan Kensing, R ERA: 4.0	(10, 1)	0.0	L	2	1	2	2	0	1	0	0	0	1	1	3	10	∞	∞

BOTTOM

AB	37
R	7
H	9
RBI	6
BB	8
SO	7
LOB	18

Florida Marlins @ Atlanta Braves

Turner Field, Atlanta, GA

Tue Jun 03 2008, 7:00 PM EDT

Att. 25,476 - Partly Cloudy - 87 F

TOP

livebaseballscorecards.com

Batter	1	2	3	4	5	6	7	8	9	AB	R	H	RBI	BB	SO	LOB
2 Hanley Ramirez, R (1, 6) OBP: 0.379, SLG: 0.475	C FF 86 F SL 82 X CU 72 0-2 27 G3-1 3 SF8 2B		B FF 85 C SL 81 B CH 74 S SL 80 F FC 87 B FF 88 B SL 81 4-2 3 G5-4-3 1-2 BB	B SL 81 X SL 79 1-0 G1-3			B CU 81 C CU 82 S SI 93 B FF 95 X FF 93 2-2 G5-3			3	1	1	0	1	0	2
27 Jeremy Hermida, L (1, 9) OBP: 0.320, SLG: 0.435	F FC 87 X CH 73 0-1 G3-1 2-3		B FF 86 B FF 86 C FF 87 S CH 74 S CH 75 2-3 K		B FF 92 B SI 91 X FF 92 2-0 3 G5-4-3 1B			B FF 90 S SL 82 S SL 84 F FF 92 X SL 82 1-2 G4-3		4	0	1	0	0	1	3
3 Jorge Cantu, R (1, 5) OBP: 0.324, SLG: 0.433	B SL 82 D SL 83 F SL 81 B CH 76 X SL 82 3-1 SF8 3-H		B SL 83 B CH 74 F FF 87 F CU 69 B FF 89 X CU 70 3-2 G5-4-3 1-2f		C SI 92 B SI 92 X SI 92 1-1 G5-4-3 1-2f			S FF 90 C SI 91 B FF 92 F FF 91 B SL 81 F FF 91 X FF 91 2-2 2B		3	0	1	1	0	0	3
Mike Jacobs, L (1, 3) OBP: 0.294, SLG: 0.572	S FF 88 S CH 75 S CU 73 0-3 K2-3			C CH 75 B CH 74 S CH 75 B FC 86 B CH 75 X CH 75 3-2 6 HR 1B	C FF 95 C FF 94 B SL 85 S SI 95 1-3 K			B FF 90 X SL 82 1-0 F8		4	1	1	0	0	2	1
6 Dan Uggla, R (1, 4) OBP: 0.378, SLG: 0.665		S SL 81 B SL 81 F CH 76 B FF 88 F CU 70 X CU 72 2-2 HR		F SL 82 D SL 82 X CH 75 1-1 1-H HR		B SI 91 D SI 92 F SI 93 B SI 92 F SI 93 X FF 94 3-2 G6-3		I IN 50 I IN 50 I IN 48 I 4-0 IBB		3	2	2	3	1	0	0
Luis Gonzalez, L (1, 7) OBP: 0.365, SLG: 0.444 Joe Nelson, R (8, 1)		C FF 88 B FF 88 F CH 75 X CH 76 1-2 F8		C CH 77 X SL 83 0-1 F7		C SI 92 B SI 94 B FF 94 X SI 93 2-1 F7		F FF 90 X SL 82 0-1 G1-3		4 0	0 0	0 0	0 0	0 0	0 0	2 0
12 Cody Ross, R (1, 8) OBP: 0.270, SLG: 0.505		B SL 83 B SL 83 F SL 81 B CH 77 F SL 81 F FF 89 X SL 83 3-2 G5-3		C FF 88 B FF 88 F SL 82 B FF 90 X CH 76 2-2 E5 20 1B		C FF 94 C SL 83 C FF 96 0-3 K			C FF 96 F FF 95 X SL 83 0-2 G6-3	4	0	0	0	0	1	0
20 Matt Treanor, R (1, 2) OBP: 0.320, SLG: 0.342		C FF 88 B FF 85 B SL 82 B FC 88 F FC 87 X SL 80 3-2 G6-3		1 SAFE C SL 81 X FF 87 0-1 1-2 1B			C SI 92 F CU 83 B FF 94 B FF 92 S CU 81 2-3 K		S FF 95 F FF 96 S FF 95 0-3 K	4	0	1	0	0	2	0
66 Burke Badenhop, R (1, 1) OBP: 0.091, SLG: 0.091 35 Doug Waechter, R (6, 1) 37 Renyel Pinto, L (7, 1) 22 Matt Lindstrom, R (8, 1) Taylor Tankersley, L (8, 1) Jacque Jones, L (8, 7) OBP: 0.244, SLG: 0.216			C FF 86 X SL 80 0-1 2 BB 1B	B SL 81 L FC 84 M SL 81 S SL 80 1-3 K			C FF 90 C FF 90 F FF 92 B FF 90 F FF 91 S CU 79 1-3 K		F FF 95 B FC 95 X FF 94 1-1 G3	2 1 0 0 0 1	0 0 0 0 0 0	1 0 0 0 0 0	0 0 0 0 0 0	0 1 0 0 0 0	1 0 0 0 0 0	2 0 0 0 0 0

	AB	33
	R	4
	H	8
	RBI	4
	BB	2
	SO	8
	LOB	13

Inning Stats	1	2	3	4	5	6	7	8	9	1B: 4	SF: 1	WP: 0	PA: 36
	R: 1 E: 0 K: 1 S: 10 H: 1 LOB: 0 BB: 0 P: 13	R: 1 E: 0 K: 0 S: 14 H: 1 LOB: 0 BB: 0 P: 23	R: 0 E: 0 K: 1 S: 11 H: 1 LOB: 1 BB: 1 P: 20	R: 2 E: 1 K: 1 S: 16 H: 3 LOB: 2 BB: 0 P: 24	R: 0 E: 1 K: 1 S: 6 H: 1 LOB: 0 BB: 0 P: 10	R: 0 E: 0 K: 1 S: 8 H: 0 LOB: 0 BB: 0 P: 13	R: 0 E: 0 K: 2 S: 11 H: 0 LOB: 0 BB: 0 P: 16	R: 0 E: 0 K: 0 S: 12 H: 1 LOB: 2 BB: 1 P: 20	R: 0 E: 0 K: 1 S: 8 H: 0 LOB: 0 BB: 0 P: 9	2B: 2 3B: 0 HR: 2	SAC: 0 DP: 2 HBP: 0	PB: 0 SB: 0 CS: 0	

PITCHER		IP	WLS	BF	H	R	ER	SO	BB	IBB	HBP	BLK	WP	HR	S	P	ERA	WHIP
57 Jorge Campillo, R ERA: 1.79	(1, 1)	4.0		19	6	4	4	3	1	0	0	0	0	2	51	80	9.00	1.750
30 Jeff Bennett, R ERA: 3.23	(5, 1)	3.0		9	1	0	0	4	0	0	0	0	0	0	25	39	0.00	0.333
Will Ohman, L ERA: 2.59	(8, 1)	1.0	W	5	1	0	0	0	0	1	0	0	0	0	12	20	0.00	1.000
39 Rafael Soriano, R ERA: 2.25	(9, 1)	1.0	S	3	0	0	0	1	0	0	0	0	0	0	8	9	0.00	0.000

PITCHER		IP	WLS	BF	H	R	ER	SO	BB	IBB	HBP	BLK	WP	HR	S	P	ERA	WHIP

Batter	1	2	3	4	5	6	7	8	9	AB	R	H	RBI	BB	SO	LOB
19 Yunel Escobar, R (1, 6) OBP: 0.370, SLG: 0.405	B SI 90 X SI 90 1-0 2 BB 10 HR 1B	B SL 81 B SL 79 F SI 90 B SI 90 S SI 89 F SI 90 B SI 90 4-2 2 CS BB		X SI 90 0-0 ③ G6-3			B FF 90 1 SAFE P PO 84 X SL 84 2-0 ② G6-3 1-2	C FF 91 T CH 81 B CH 81 B FF 91 S CH 80 2-3 ③ K		4	1	1	0	1	1	7
2 Kelly Johnson, L (1, 4) OBP: 0.360, SLG: 0.487	B SI 91 B SI 89 B SI 90 B FF 90 4-0 10 HR 1-2 BB	1 SAFE C SI 89 1 SAFE F FS 83 B FF 89 1-2 ③ CS 1-2	B FS 82 F FF 89 B FF 88 F SI 89 X FF 89 2-2 ① F9		C SL 77 X FF 87 0-1 ① F7		B CH 83 S CH 82 B SI 92 F FF 90 X CH 82 2-2 ③ P5 2-3			3	1	0	0	1	0	1
10 Chipper Jones, S (1, 5) OBP: 0.492, SLG: 0.649	B SL 81 B SI 90 C SI 90 X SI 89 2-1 1-H 2-H HR		B SI 91 X FF 89 1-0 ② P6		B FS 82 B SL 77 B FS 82 C SI 89 F FF 88 S SI 89 3-3 ② K			B FF 98 F FF 98 B FF 99 B FF 98 X FF 95 3-1 2B 2B 1B		4	2	2	3	0	1	0
Mark Teixeira, S (1, 3) OBP: 0.365, SLG: 0.470	B FF 90 B FS 83 B SI 91 B FF 89 4-0 BB		B SI 91 X FS 83 1-0 ③ G3		C SI 90 B SI 90 B SL 78 B FS 82 F SI 87 X SI 90 3-2 ③ G4-3			X SI 97 0-0 1-3 2B 2B		3	1	1	0	1	0	0
Greg Norton, S (1, 7) OBP: 0.384, SLG: 0.367 39 Rafael Soriano, R (9, 1)	B SI 90 C SI 90 F FS 84 F FS 83 B FF 89 D FS 83 X SI 90 3-2 ① F8			B SI 90 S FS 82 B FS 83 B FF 88 B FF 89 4-1 FC5-4 BB		X FF 93 0-0 ① F7		X FF 98 0-0 16 BB 2-H 3-H 2B		3 0	0 0	1 0	2 0	1 0	0 0	1 0
7 Jeff Francoeur, R (1, 9) OBP: 0.306, SLG: 0.424	F SL 82 X SL 81 0-1 ② F8			C B SI 88 X SL 78 1-1 ① F8		C SL 89 C FF 93 B FF 95 F FF 93 B FF 90 B SL 88 S SL 87 3-3 ② K		B FF 98 F FF 98 F FF 97 S SL 84 1-3 ① K		4	0	0	0	0	2	3
Corky Miller, R (1, 2) OBP: 0.182, SLG: 0.069 4 Omar Infante, R (8, PH) OBP: 0.350, SLG: 0.327 (9, 7)	B SL 80 S SI 90 B SI 91 B SL 80 C SI 90 C SI 90 3-3 ③ K			1 SAFE X SI 89 0-0 ② FC5-4 8 BB 1 1B 1-2f		C FF 93 C FF 93 F FF 95 F SL 87 B SL 89 X FF 93 1-2 ③ F9		B FF 96 B SL 84 B FF 96 C FF 94 B FF 95 4-1 16 BB BB		3 0	0 0	0 0	0 0	0 1	1 0	2 0
1 Grégor Blanco, L (1, 8) OBP: 0.391, SLG: 0.355		F SI 88 S FS 82 B FS 81 F FF 88 C FF 88 1-3 ① K		B SI 89 X SI 89 1-0 8 BB 1-2 1B			B SL 84 B FF 91 C FF 92 B FF 92 C FF 92 B SI 93 4-2 2 WP 19 G6-3 BB	C CU 76 F CU 77 B CU 80 C SI 90 1-3 ② K		3	0	1	0	1	2	2
57 Jorge Campillo, R (1, 1) OBP: 0.100, SLG: 0.100 8 Ruben Gotay, S (4, PH) OBP: 0.372, SLG: 0.257 30 Jeff Bennett, R (5, 1) OBP: 0.286, SLG: 0.167 22 Josh Anderson, L (7, PH) OBP: 0.167, SLG: 0.167 Will Ohman, L (8, 1) 16 Brian McCann, L (8, PH) OBP: 0.386, SLG: 0.574 (9, 2)		B FF 89 B FF 88 B FF 90 C FF 89 C FF 87 X FF 88 3-2 ② G6-3		2 SAFE B SI 90 D FS 84 B SI 88 B FF 88 4-0 1-2 2-3 BB			1 SAFE 1 SAFE L SI 91 1 SAFE L SL 85 1 SAFE X SL 86 0-2 ① P6	B SI 90 S CU 80 B SI 90 B SI 88 C CU 78 B CU 80 4-2 1-2 2-3 BB		1 0 0 0 1 0 0 0	0 0 0 0 0 0 0 0	0 0 0 0 0 0 0 1	0 0 0 0 1 0 0 0	0 0 0 0 0 0 0 0	0 0 0 0 0 0 1 0	0 0 0 0 0 0 0 0
Inning Stats	R: 3 E: 0 K: 1 S: 12 H: 2 LOB: 1 BB: 2 P: 29	R: 0 E: 0 K: 1 S: 12 H: 0 LOB: 0 BB: 1 P: 21	R: 0 E: 0 K: 0 S: 5 H: 0 LOB: 0 BB: 0 P: 9	R: 0 E: 0 K: 0 S: 6 H: 1 LOB: 3 BB: 2 P: 16	R: 0 E: 0 K: 1 S: 8 H: 0 LOB: 0 BB: 0 P: 14	R: 0 E: 0 K: 1 S: 10 H: 0 LOB: 0 BB: 0 P: 14	R: 0 E: 0 K: 0 S: 10 H: 0 LOB: 1 BB: 1 P: 17	R: 2 E: 0 K: 3 S: 16 H: 3 LOB: 3 BB: 2 P: 31		1B: 3 2B: 2 3B: 0 HR: 1 SF: 0 SAC: 0 DP: 0 HBP: 0						

PITCHER		IP	WLS	BF	H	R	ER	SO	BB	IBB	HBP	BLK	WP	HR	S	P	ERA	WHIP
66 Burke Badenhop, R ERA: 6.59	(1, 1)	5.0		22	3	3	3	3	5	0	0	0	0	1	43	89	5.40	1.600
35 Doug Waechter, R ERA: 2.12	(6, 1)	1.2	H	6	0	0	0	1	1	0	0	0	0	0	17	26	0.00	0.600
37 Renyel Pinto, L ERA: 1.51	(7, 1)	0.1	H	1	0	0	0	0	0	0	0	0	1	0	3	5	0.00	0.000
22 Matt Lindstrom, R ERA: 3.86	(8, 1)	0.1	L	5	3	2	2	1	1	0	0	0	0	0	8	16	54.00	12.000
Taylor Tankersley, L ERA: 7.16	(8, 1)	0.1		2	0	0	0	1	1	0	0	0	0	0	5	10	0.00	3.000

PITCHER		IP	WLS	BF	H	R	ER	SO	BB	IBB	HBP	BLK	WP	HR	S	P	ERA	WHIP
Joe Nelson, R ERA: 1.93	(8, 1)	0.1		1	0	0	0	1	0	0	0	0	0	0	3	5	0.00	0.000

BOTTOM

Florida Marlins @ Atlanta Braves

Turner Field, Atlanta, GA

Tue Jun 03 2008, 7:00 PM EDT

Att. 25,476 - Partly Cloudy - 87 F

livebaseballscorecards.com

AB	29
R	5
H	6
RBI	5
BB	8
SO	7
LOB	17

WP: 1 PB: 0 SB: 0 CS: 1 PA: 38

Florida Marlins @ Atlanta Braves

Turner Field, Atlanta, GA

Wed Jun 04 2008, 1:00 PM EDT

Att. 26,917 - Sunny - 88 F

TOP

livebaseballscorecards.com

Batter	1	2	3	4	5	6	7	8	9	AB	R	H	RBI	BB	SO	LOB
2 Hanley Ramirez, R (1, 6) OBP: 0.388, SLG: 0.505	B CH 78 B CH 77 B CH 78 C CH 79 F CH 79 B FF 80 4-2 18 S 1B BB		B FF 80 B CH 74 S CH 75 F SI 82 B FF 83 X SI 82 3-2 HR		C CH 78 B CH 74 B CH 74 C SI 82 C CH 76 2-3 ①		C FF 95 B FF 95 B FF 95 F FF 94 B FF 94 B FF 93 4-2 BB		C SI 95 F FF 97 F FF 96 B SL 83 F SI 98 X SL 82 1-2 2-H HR	3	3	2	3	2	1	0
27 Jeremy Hermida, L (1, 9) OBP: 0.318, SLG: 0.429	C SI 80 S CH 72 B CH 74 1 SAFE S CH 73 1-3 ① K		C SI 81 B CH 74 F CH 75 X SI 82 1-2 G3 1B		B CH 74 B CH 74 C SI 81 S CH 74 X CH 75 2-2 ② G3		B FF 93 B X 2-0 ③ F8		C CU 71 F SI 86 C CU 72 0-3 ② K	5	0	1	0	0	2	2
18 Wes Helms, R (1, 5) OBP: 0.298, SLG: 0.411	B FF 81 B CH 74 B CH 74 C SI 81 F CH 74 B CH 75 4-2 1B 1-2 BB		B CH 76 X CH 76 1-0 ① F9		C SI 80 B SI 80 B CH 74 F FF 81 B CH 75 X SI 83 3-2 2B			F FF 93 F FF 94 B FF 94 X CU 76 1-2 ① G5-3	B SI 86 B CU 71 F SI 86 X CH 77 2-1 ③ G6-3	4	0	1	0	1	0	1
Mike Jacobs, L (1, 3) OBP: 0.293, SLG: 0.564	B SI 81 C CH 75 S CH 75 F CH 74 X CH 75 1-2 G6-4-3 1-2 2-H 1B		B SI 80 S CH 75 B CH 75 B SI 81 X SI 82 3-1 ② G3 1-2		B CH 75 C SI 82 B SI 82 B CH 77 F SI 83 S CH 76 3-3 ③ K			C FF 90 S SL 80 F FF 92 F SL 81 X SL 79 0-2 ② G4-3		4	0	1	1	0	1	2
Luis Gonzalez, L (1, 7) OBP: 0.356, SLG: 0.433	C SI 80 C SI 80 B CH 75 X SI 82 1-2 ② ③ G6-4-3 1-2f		X SI 81 0-0 ③ F7			B FF 94 C FF 94 X CH 84 1-1 ① P6		F FF 89 F FF 91 B SL 83 X SL 82 1-2 ③ G4-3		4	0	0	0	0	0	3
12 Cody Ross, R (1, 8) OBP: 0.278, SLG: 0.500		X CH 75 0-0 ① F7		B CH 79 B CH 73 F FF 80 H CH 76 3-1 58 G5-3 HBP		B FF 95 C FF 94 S FF 95 B CU 78 B FF 97 F FF 95 F CU 75 F FF 94 T FF 93 3-2 ② K			B FF 95 C FF 94 C FF 95 X SL 81 1-2 58 HR 1B	3	1	1	0	0	1	0
58 Mike Rabelo, S (1, 2) OBP: 0.276, SLG: 0.341		C FF 80 B CH 78 S CH 72 X CH 73 1-2 4 2B 1B		F SI 81 X CH 75 0-1 ① G5-3 1-2		X FF 95 0-0 ③ G6-3			B CH 85 C CH 92 X CH 84 1-1 1-H HR	4	1	2	2	0	0	1
4 Alfredo Amezaga, S (1, 4) OBP: 0.322, SLG: 0.356		C FF 80 B SI 81 B CH 75 B SI 82 X SI 82 3-1 ② 1-H 2B		B SI 82 C CH 77 F SI 83 X CH 76 1-2 ② F8			B FF 93 L FF 94 C CU 75 X FF 96 1-2 ① G4-3		C FF 93 X FF 95 0-1 ① F8	4	0	1	0	0	0	1
Mark Hendrickson, L (1, 1) OBP: 0.286, SLG: 0.429 Jacque Jones, L (7, PH) OBP: 0.242, SLG: 0.214 32 Justin Miller, R (7, 1) 3 Jorge Cantu, R (9, PH) OBP: 0.326, SLG: 0.440 Kevin Gregg, R (9, 1)	B CH 75 C SI 81 C CH 74 B CH 75 C SI 81 2-3 ③ K		C SI 82 B SI 82 B CH 75 C SI 82 F SI 83 B SI 83 S SI 82 3-3 ③ K				C FF 93 F FF 95 B FF 95 F CU 77 F FF 96 S CU 78 1-3 ② K		C FF 96 X SL 83 0-1 2 HR 2B	2 1 0 1 0	0 0 0 1 0	0 0 0 1 0	0 0 0 0 0	2 1 0 0 0	2 0 0 0 0

	AB	35
	R	6
	H	10
	RBI	6
	BB	3
	SO	8
	LOB	12

Inning Stats	1	2	3	4	5	6	7	8	9
	R: 1 E: 0 K: 1 S: 14	H: 1 LOB: 1 BB: 2 P: 25	R: 0 E: 0 K: 1 S: 9	H: 2 LOB: 1 BB: 0 P: 15	R: 1 E: 0 K: 0 S: 10	H: 2 LOB: 1 BB: 0 P: 18	R: 0 E: 0 K: 1 S: 10	H: 0 LOB: 1 BB: 0 P: 17	R: 0 E: 0 K: 2 S: 12	H: 1 LOB: 1 BB: 0 P: 22	R: 0 E: 0 K: 1 S: 9	H: 0 LOB: 0 BB: 0 P: 13	R: 0 E: 0 K: 1 S: 11	H: 0 LOB: 1 BB: 1 P: 19	R: 0 E: 0 K: 0 S: 11	H: 0 LOB: 0 BB: 0 P: 13	R: 4 E: 0 K: 1 S: 19	H: 4 LOB: 0 BB: 0 P: 24

	1B: 4	SF: 0	WP: 0	PA: 39
	2B: 3	SAC: 0	PB: 0	
	3B: 0	DP: 1	SB: 1	
	HR: 3	HBP: 1	CS: 0	

PITCHER		IP	WLS	BF	H	R	ER	SO	BB	IBB	HBP	BLK	WP	HR	S	P	ERA	WHIP
47 Tom Glavine, L ERA: 4.47	(1, 1)	5.0		22	6	2	2	5	2	0	1	0	0	1	55	97	3.60	1.600
56 Blaine Boyer, R ERA: 3.41	(6, 1)	2.1	H	8	0	0	0	2	1	0	0	0	0	0	23	36	0.00	0.429
Will Ohman, L ERA: 2.52	(8, 1)	0.2	H	2	0	0	0	0	0	0	0	0	0	0	8	9	0.00	0.000
46 Manny Acosta, R ERA: 3.9	(9, 1)	0.1	L	5	4	4	4	0	0	0	0	0	0	2	14	17	108.00	12.000
Royce Ring, L ERA: 5.06	(9, 1)	0.2		2	0	0	0	1	0	0	0	0	0	0	5	7	0.00	0.000

PITCHER		IP	WLS	BF	H	R	ER	SO	BB	IBB	HBP	BLK	WP	HR	S	P	ERA	WHIP

Florida Marlins @ Atlanta Braves

Turner Field, Atlanta, GA

Wed Jun 04 2008, 1:00 PM EDT

Att. 26,917 - Sunny - 88 F

livebaseballscorecards.com

BOTTOM

Batter	1	2	3	4	5	6	7	8	9	AB	R	H	RBI	BB	SO	LOB
19 Yunel Escobar, R (1, 6) OBP: 0.375, SLG: 0.404	X FF 85 · 0-0 · G6-3	B CU 72 F CU 74 B FF 90 X FF 88 · 2-1 · 2 7 1B 1B 2-H · 1B		F FF 88 C FF 88 B FF 90 F FF 89 D CU 74 B FF 90 F FF 88 X FF 88 · 3-2 · F8		I IN 64 I IN 64 I IN 64 I IN 62 · 4-0 · 2 FC6-4 IBB			F FF 93 B FS 85 C FS 84 B FS 84 F FF 94 B CU 84 F FF 93 B FF 93 · 4-2 · 7 FC6 BB	3	1	1	1	2	0	1
2 Kelly Johnson, L (1, 4) OBP: 0.361, SLG: 0.490	C FF 85 X FF 86 · 0-1 · 7 1B 1B 2B	B SI 88 X SI 88 · 1-0 · 7 1B 1-2 · 1B		B CU 71 X FF 88 · 1-0 · FC5-4 1-2f		B FF 88 F FF 87 X FF 89 · 1-1 · FC6-4 1-2f			B FF 93 1 SAFE X FF 93 · 1-0 · F8	5	1	2	0	0	0	4
7 Jeff Francoeur, R (1, 9) OBP: 0.307, SLG: 0.424	F SI 87 B FF 87 X FF 86 · 1-1 · 1B 2-3 · 1B	C SI 89 B FF 90 X CH 82 · 1-1 · FC6-4 1-2 2-H · 1B			B CU 70 B CU 70 C SI 86 F CH 80 B FF 86 X CH 81 · 3-2 · F8		C FF 89 B CU 79 B FF 90 X FF 90 · 2-1 · P4		X FF 94 · 0-0 · FC6 1-2f	5	0	2	1	0	0	1
Mark Teixeira, S (1, 3) OBP: 0.360, SLG: 0.462	F FF 87 D SI 83 F SI 88 C FF 88 · 1-3 · K	C CU 73 B SI 90 B FF 87 C CU 72 X FF 90 · 2-2 · FC6-4 1-2f			F FF 88 B FF 89 B CH 81 F CH 81 B FF 87 F CH 81 F FF 87 C FF 89 · 3-3 · K		F FF 90 C CU 80 F CU 80 S · 0-3 · K			4	0	0	0	0	3	4
Greg Norton, S (1, 7) OBP: 0.377, SLG: 0.359 Will Ohman, L (8, 1) 46 Manny Acosta, R (9, 1) Royce Ring, L (9, 1)	S FF 89 B FF 89 B FF 88 X FF 89 · 2-1 · 1-3 3-H · 1B		X FF 87 · 0-0 · L6		F FF 88 B FF 90 F CH 82 F FF 90 F CH 82 B CU 74 X CH 81 · 2-2 · G6-3		B FF 89 F FF 89 B CU 79 B FF 90 X FF 88 · 3-1 · P5			4 0 0 0	0 0 0 0	1 0 0 0	1 0 0 0	0 0 0 0	0 0 0 0	0 0 0 0
16 Brian McCann, L (1, 2) OBP: 0.379, SLG: 0.563	C CU 73 X SI 88 · 0-1 · G5-3		B FF 87 C FF 85 B FF 87 X CU 72 · 2-1 · G4-3			C CU 70 X FF 88 · 0-1 · G4-1		B FF 88 X FF 87 · 1-0 · F8		4	0	0	0	0	0	2
4 Omar Infante, R (1, 5) OBP: 0.344, SLG: 0.339		X FF 86 · 0-0 · G6-3	C FF 86 X FF 87 · 0-1 · F9			C FF 87 X FF 85 · 0-1 · 22 1B 2B		F FF 88 C CU 79 B FF 90 B FF 92 X CU 79 · 2-2 · L6		4	1	1	0	0	0	0
22 Josh Anderson, L (1, 8) OBP: 0.300, SLG: 0.300 (8, 7)		B FF 87 F FF 88 X FF 87 · 1-1 · 47 SH5-3 19 1B 1B		F FF 87 X FF 88 · 0-1 · G4-3		D CU 72 X FF 87 · 1-0 · 56 SH1-3 2-H · 1B		S CU 80 B CU 80 B CU 78 F FF 88 X CU 79 · 2-2 · F9		4	1	2	1	0	0	0
47 Tom Glavine, L (1, 1) OBP: 0.200, SLG: 0.111 56 Blaine Boyer, R (6, 1) 1 Grégor Blanco, L (8, 8) OBP: 0.388, SLG: 0.352		1 SAFE 1 SAFE L FF 86 L FF 88 B FF 89 1 SAFE X FF 86 · 1-2 · SH5-3 1-2		B FF 87 C FF 87 B CU 72 B FF 86 C FF 87 F FF 87 F FF 88 F FF 87 F SI 87 · 4-2 · 2 FC5-4 BB		1 SAFE X FF 86 · 0-0 · SH1-3 1-2			C FF 92 B CU 84 F FF 93 S FS 85 · 1-3 · K	0 0 1	0 0 0	0 0 0	0 0 0	1 0 1	0 0 0	0 0 0

Inning Stats	1	2	3	4	5	6	7	8	9	1B	SF	WP	PA
	R: 1 E: 0 K: 1 S: 12 H: 3 LOB: 2 BB: 0 P: 16	R: 2 E: 0 K: 0 S: 14 H: 4 LOB: 2 BB: 0 P: 22	R: 0 E: 0 K: 0 S: 5 H: 0 LOB: 0 BB: 0 P: 7	R: 0 E: 0 K: 0 S: 14 H: 0 LOB: 1 BB: 1 P: 22	R: 0 E: 0 K: 1 S: 13 H: 0 LOB: 0 BB: 0 P: 21	R: 1 E: 0 K: 0 S: 8 H: 2 LOB: 2 BB: 1 P: 14	R: 0 E: 0 K: 1 S: 8 H: 0 LOB: 0 BB: 0 P: 13	R: 0 E: 0 K: 0 S: 7 H: 0 LOB: 0 BB: 0 P: 12	R: 0 E: 0 K: 1 S: 9 H: 0 LOB: 1 BB: 1 P: 15	1B: 7 2B: 2 3B: 0 HR: 0	SF: 0 SAC: 2 DP: 0 HBP: 0	WP: 0 PB: 0 SB: 0 CS: 0	PA: 39

PITCHER		IP	WLS	BF	H	R	ER	SO	BB	IBB	HBP	BLK	WP	HR	S	P	ERA	WHIP
Mark Hendrickson, L ERA: 5.33	(1, 1)	6.0		29	9	4	4	2	1	1	0	0	0	0	66	102	6.00	1.667
32 Justin Miller, R ERA: 4.34	(7, 1)	2.0	W	6	0	0	0	1	0	0	0	0	0	0	15	25	0.00	0.000
Kevin Gregg, R ERA: 2.45	(9, 1)	1.0	S	4	0	0	0	1	1	0	0	0	0	0	9	15	0.00	1.000

PITCHER	IP	WLS	BF	H	R	ER	SO	BB	IBB	HBP	BLK	WP	HR	S	P	ERA	WHIP

AB	34
R	4
H	9
RBI	4
BB	3
SO	4
LOB	12

Batter	1	2	3	4	5	6	7	8	9	AB	R	H	RBI	BB	SO	LOB
2 Hanley Ramirez, R (1, 6) OBP: 0.388, SLG: 0.513	X FF 93 0-0 HR	C CH 85 B FF 94 B CH 87 S FF 94 B CH 87 S CH 86 3-3 ③ K		F CH 86 B CH 86 X FF 94 1-1 ② FC4-6 27 1B 27 S 3 1B 1-2f 2-3		B SI 92 X SI 93 1-0 ① G4-3		B SI 95 B FF 95 B SI 95 B SI 95 4-0 BB		4	2	1	1	1	1	3
27 Jeremy Hermida, L (1, 9) OBP: 0.319, SLG: 0.428	C FF 92 X FF 93 0-1 6 1B 1B		B CH 81 S CH 82 B SL 83 F FF 93 C FF 94 2-3 ① K	B CH 86 F CH 86 C FF 94 X CH 86 1-2 3 1B 1-3 3-H 1B		B SI 93 B FF 94 C FF 94 X FF 94 2-1 ② G3		F SI 93 C FF 94 S CU 82 0-3 ③ K		5	0	2	0	0	2	2
3 Jorge Cantu, R (1, 5) OBP: 0.324, SLG: 0.435	B SI 94 B CH 84 F SI 94 F CH 86 1 SAFE S SL 83 2-3 ① K		B SL 85 B CH 85 X FF 94 2-0 ② G6-3	C SI 95 S CH 86 B SI 95 X SI 95 1-2 1-2 3-H 1B		B SL 83 F CH 85 F CH 86 F FF 96 B CH 88 B CH 87 X 3-2 ③ G5-3			C FF 94 X FF 94 0-1 ① P4	5	0	1	1	0	1	1
Mike Jacobs, L (1, 3) OBP: 0.291, SLG: 0.560 4 Alfredo Amezaga, S (9, PR) OBP: 0.322, SLG: 0.356	F FF 94 B FF 94 X FF 93 1-1 ② F8		B FF 94 S CH 87 X SI 93 1-1 ③ G4-3	X CH 86 0-0 ③ G3			S SI 88 X SI 88 0-1 ① P6		F FF 94 B FF 94 X FF 93 1-1 2B	5 0	0 0	1 0	0 0	0 0	0 0	3 0
6 Dan Uggla, R (1, 4) OBP: 0.382, SLG: 0.664	S SL 83 1 SAFE C FF 93 B FF 96 F FF 93 B SL 84 B SL 85 X FF 96 3-2 FC4-6 1-3 1B			B SL 81 X SL 81 1-0 20 1B 20 S 1B 1B	S SI 93 S SI 92 B FF 94 X SI 95 1-2 2B 1B		C CU 72 B SI 89 C CH 80 S CU 75 1-3 ② K		C FF 93 B SL 83 B FF 96 F FF 94 S FC 96 2-3 ② K	5	1	3	0	0	2	1
Luis Gonzalez, L (1, 7) OBP: 0.352, SLG: 0.432	F CH 86 X FF 95 0-1 ③ FC4-6 1-2f			B F FF 92 F FF 93 X FF 94 1-2 ① F7	B CH 86 X SI 93 1-0 1-3 2B		B CU 73 B SI 88 F SI 89 X SI 90 2-1 ③ G6-3		F FF 95 C FF 93 X FF 94 0-2 ③ F7	5	0	1	0	0	0	4
20 Matt Treanor, R (1, 2) OBP: 0.326, SLG: 0.342		C FF 92 B SL 83 S SL 84 B FF 94 B SI 95 B FF 94 4-2 47 SH5-4 BB		B CH 86 S SI 94 C SI 94 X SL 84 1-2 47 1B 1-3 1B	X FF 94 0-0 ① G6-3			B FF 92 F FF 92 B FF 91 X FF 92 2-1 ① G6-3		3	1	1	0	1	0	2
Jacque Jones, L (1, 8) OBP: 0.250, SLG: 0.217		C SI 93 F FF 94 S CH 87 0-3 ① K		X FF 94 0-0 2 FC4-6 47 1B 27 E 1-2 3-H 1B	D B B CH 88 S B 4-1 47 G5-4-3 BB			S CU 81 C SI 95 S CU 82 0-3 ② K		3	1	1	1	1	2	1
47 Ricky Nolasco, R (1, 1) OBP: 0.143, SLG: 0.100 19 Logan Kensing, R (6, 1) 18 Wes Helms, R (8, PH) OBP: 0.305, SLG: 0.427 Joe Nelson, R (8, 1)		X FF 94 0-0 ② SH5-4 1-2		B FF 94 C FF 94 X FF 93 1-1 2 FC4-6 1-2 2-H 1B	X SL 82 0-0 ②③ G5-4-3 1-2f			C FF 95 B SI 93 S SI 95 B SL 85 X FF 96 2-2 2B		2 0 1 0	0 0 0 0	1 0 1 0	1 0 0 0	0 0 0 0	0 0 0 0	3 0 0 0
Inning Stats	R: 1 H: 3 E: 0 LOB: 2 K: 1 BB: 0 S: 14 P: 20	R: 0 H: 0 E: 0 LOB: 1 K: 2 BB: 1 S: 9 P: 16	R: 0 H: 0 E: 0 LOB: 0 K: 1 BB: 0 S: 6 P: 11	R: 4 H: 6 E: 0 LOB: 2 K: 0 BB: 0 S: 19 P: 26	R: 0 H: 2 E: 0 LOB: 2 K: 0 BB: 1 S: 7 P: 13	R: 0 H: 0 E: 0 LOB: 0 K: 0 BB: 0 S: 7 P: 13	R: 0 H: 0 E: 0 LOB: 0 K: 1 BB: 0 S: 7 P: 10	R: 0 H: 1 E: 0 LOB: 2 K: 2 BB: 1 S: 11 P: 19	R: 0 H: 1 E: 0 LOB: 1 K: 1 BB: 0 S: 10 P: 13	1B: 9 2B: 3 3B: 0 HR: 1	SF: 0 SAC: 1 DP: 1 HBP: 0					

PITCHER		IP	WLS	BF	H	R	ER	SO	BB	IBB	HBP	BLK	WP	HR	S	P	ERA	WHIP
49 Jair Jurrjens, R ERA: 3.77	(1, 1)	6.0	W	30	11	5	5	4	2	0	0	0	0	1	62	99	7.50	2.167
Royce Ring, L ERA: 4.63	(7, 1)	1.0	H	3	0	0	0	1	0	0	0	0	0	0	7	10	0.00	0.000
30 Jeff Bennett, R ERA: 3.17	(8, 1)	1.0	H	5	1	0	0	2	1	0	0	0	0	0	11	19	0.00	2.000
39 Rafael Soriano, R ERA: 2.0	(9, 1)	1.0	S	4	1	0	0	1	0	0	0	0	0	0	10	13	0.00	1.000

PITCHER	IP	WLS	BF	H	R	ER	SO	BB	IBB	HBP	BLK	WP	HR	S	P	ERA	WHIP

TOP

Florida Marlins @ Atlanta Braves

Turner Field, Atlanta, GA

Thu Jun 05 2008, 7:00 PM EDT

Att. 27,238 - Partly Cloudy - 89 F

livebaseballscorecards.com

AB	38
R	5
H	13
RBI	4
BB	3
SO	8
LOB	20

1B: 9	SF: 0	WP: 0	PA: 42
2B: 3	SAC: 1	PB: 0	
3B: 0	DP: 1	SB: 2	
HR: 1	HBP: 0	CS: 0	

Florida Marlins @ Atlanta Braves

Turner Field, Atlanta, GA

Thu Jun 05 2008, 7:00 PM EDT
Att. 27,238 - Partly Cloudy - 89 F

livebaseballscorecards.com

Batter	1	2	3	4	5	6	7	8	9	AB	R	H	RBI	BB	SO	LOB
19 Yunel Escobar, R (1, 6) OBP: 0.375, SLG: 0.417	C FC 91 C CU 78 B FF 91 X FF 92 1-2 10 E 10 1B 1B 1B		B CU 74 C CU 75 X SL 88 1-1 HR	C CU 76 C FF 92 F FF 92 X CU 74 0-2 ① ② G6-4-3 1-2f 3-H		B CU 75 S FF 87 X CU 76 1-1 ① F8		C FF 90 C FF 91 B CH 80 F FF 89 B CH 79 S CH 78 2-3 ① K		5	2	2	1	0	1	1
2 Kelly Johnson, L (1, 4) OBP: 0.357, SLG: 0.482	B FF 90 B FF 90 X FF 91 2-0 ① F9		C SL 83 B FF 92 B SL 82 F FS 82 B FF 92 X SI 91 3-2 16 BB 10 1B 7 FC5-4 1B	C CU 71 B FF 93 C CU 74 X FF 94 1-2 ③ F8		C FF 90 B FS 81 X SL 85 1-1 ② G4-3		X CH 78 0-0 ② F8		5	1	1	0	0	0	1
10 Chipper Jones, S (1, 5) OBP: 0.498, SLG: 0.667	1 SAFE X FF 91 0-0 E9 16 F7 1B 1-3 1B		B FS 82 C CU 75 F SL 86 1 SAFE X CU 72 1-2 7 FC5-4 16 BB 1-2 1B		X FF 90 0-0 ① F9	B FF 92 B CU 74 X SL 84 2-0 HR		C FF 90 B FF 90 B FF 90 X FF 90 2-1 S 1B		5	1	4	1	0	0	0
Mark Teixeira, S (1, 3) OBP: 0.364, SLG: 0.465	X FS 82 0-0 7 FC6-4 1-2 3-H 1B		C FS 82 B FF 92 F FF 92 B FF 91 X CU 74 2-2 ① P5		C CU 70 C CU 74 B FF 92 X FS 81 1-2 16 HR 1B	X FS 79 0-0 16 E 1B		B CH 78 C CH 78 X CH 78 1-1 ③ L3 1-2		5	1	3	1	0	0	3
16 Brian McCann, L (1, 2) OBP: 0.382, SLG: 0.574	F FF 89 X FS 82 0-1 ② F7 2-3		B SL 84 B FS 82 B FS 82 B FF 91 4-0 7 FC5-4 1-2 2-3 BB		B FS 80 B CU 75 X FF 91 2-0 1-H HR	B SL 84 C CU 71 X CU 72 1-1 E3 1-3				3	1	1	2	1	0	3
7 Jeff Francoeur, R (1, 9) OBP: 0.307, SLG: 0.425	B CU 80 X CU 77 1-0 ③ FC6-4 1-2f		B FC 91 B CU 78 S FC 92 B CU 78 F FF 92 F FF 93 X CU 77 3-2 ② FC5-4 1-2f 2-3 3-H		B CU 77 C FF 92 X CU 79 1-1 2B	C FF 94 S CU 81 C FF 95 0-3 ③ K				4	0	1	1	0	1	6
1 Grégor Blanco, L (1, 8) OBP: 0.378, SLG: 0.341		X SI 87 0-0 ① G4-3	S SI 92 B SL 87 F FF 92 1 SAFE C CU 74 1-3 ③ K		F FS 82 F FS 82 B FF 91 F SL 85 S FF 91 1-3 ② K		L FF 93 X CU 81 0-1 ① G1-3			4	0	0	0	0	2	3
22 Josh Anderson, L (1, 7) OBP: 0.357, SLG: 0.462		C FF 90 F SL 87 B CU 73 X CU 74 1-2 ② F9		X 0-0 19 G6-4-3 3B	I I I 4-0 IBB		B CU 80 F FF 92 B FF 94 F FF 94 B FF 94 X SI 93 3-2 ② G4-3			3	1	1	0	1	0	0
49 Jair Jurrjens, R (1, 1) OBP: 0.214, SLG: 0.200 Royce Ring, L (7, 1) 8 Ruben Gotay, S (7, PH) OBP: 0.364, SLG: 0.250 30 Jeff Bennett, R (8, 1) OBP: 0.286, SLG: 0.167 39 Rafael Soriano, R (9, 1)		B FF 93 C FF 93 F FF 94 X CU 78 1-2 ③ G6-3		B CU 75 B FF 90 B FF 88 B FF 89 4-0 19 G6-4-3 BB	C CU 75 F CU 76 B FC 90 F FF 90 F FF 90 X CU 73 1-2 ③ L4		B CU 80 S SI 94 S FF 94 B FF 94 S CU 81 2-3 ③ K			2 0 1 0 0	0 0 0 0 0	0 0 0 0 0	0 0 0 0 0	1 0 0 0 0	0 0 1 0 0	2 0 0 0 0
Inning Stats	R: 1 E: 1 K: 0 S: 9 H: 3 LOB: 2 BB: 0 P: 13	R: 0 E: 0 K: 0 S: 7 H: 0 LOB: 0 BB: 0 P: 9	R: 2 E: 0 K: 1 S: 18 H: 3 LOB: 2 BB: 1 P: 33	R: 1 E: 0 K: 0 S: 8 H: 1 LOB: 0 BB: 1 P: 13	R: 2 E: 0 K: 1 S: 16 H: 3 LOB: 2 BB: 1 P: 26	R: 1 E: 1 K: 1 S: 11 H: 2 LOB: 2 BB: 0 P: 16	R: 0 E: 0 K: 1 S: 8 H: 0 LOB: 0 BB: 0 P: 13	R: 0 E: 0 K: 1 S: 9 H: 1 LOB: 1 BB: 0 P: 14		1B: 8 2B: 1 3B: 1 HR: 3 SF: 0 SAC: 0 DP: 1 HBP: 0			WP: 0 PB: 0 SB: 1 CS: 0 PA: 40	

	AB	37
	R	7
	H	13
	RBI	6
	BB	3
	SO	5
	LOB	19

PITCHER		IP	WLS	BF	H	R	ER	SO	BB	IBB	HBP	BLK	WP	HR	S	P	ERA	WHIP
47 Ricky Nolasco, R ERA: 5.05	(1, 1)	5.2	L	32	12	7	7	2	2	1	0	0	0	3	66	107	11.12	2.471
19 Logan Kensing, R ERA: 3.81	(6, 1)	1.1		4	0	0	0	2	0	0	0	0	0	0	11	16	0.00	0.000
Joe Nelson, R ERA: 1.59	(8, 1)	1.0		4	1	0	0	1	0	0	0	0	0	0	9	14	0.00	1.000

PITCHER	IP	WLS	BF	H	R	ER	SO	BB	IBB	HBP	BLK	WP	HR	S	P	ERA	WHIP

Batter	1	2	3	4	5	6	7	8	9	10	AB	R	H	RBI	BB	SO	LOB
11 Jimmy Rollins, S (1, 6) OBP: 0.331, SLG: 0.439	B SI 90 B FF 90 C SI 90 X SI 91 2-1 ① F9		B SI 91 B SI 91 S FC 85 C SI 93 F FC 87 F FS 82 B SI 93 B SI 93 4-2 BB			B CU 70 B FS 76 C SI 88 B SI 88 F FS 78 X SI 91 3-2 ① G4-3		B FF 90 B SI 88 X SI 88 2-0 ② G3		C SI 96 X FF 96 0-1 ① SH1-4 2-3	3	0	0	0	1	0	0
8 Shane Victorino, S (1, 8) OBP: 0.364, SLG: 0.412	B S FS 82 B FF 92 X FC 83 2-1 26 G4-3 3B		C FS 83 B SI 93 X FC 87 1-1 ② L3			C FF 91 B SI 91 B SI 91 B FS 81 B FS 78 4-1 6 CS BB		B FS 78 C SI 88 B FS 77 B FS 77 B SI 90 4-1 BB		B FF 96 B FF 97 B FF 97 C FF 97 X CH 87 3-1 26 2B 3B 3-H	3	2	2	1	2	0	2
26 Chase Utley, L (1, 4) OBP: 0.396, SLG: 0.658	X SI 92 0-0 ② G4-3 3-H		B FF 92 B SI 92 X SI 92 2-0 ③ G3-1			1 SAFE C CU 75 1 SAFE X SI 90 0-1 ② L9		C SI 90 1 SAFE F SL 83 X SI 91 0-2 ③ G4-3		C SI 87 B SI 88 F CU 72 X CU 74 1-2 2B 3-H	5	0	1	2	0	0	4
6 Ryan Howard, L (1, 3) OBP: 0.313, SLG: 0.447	X SI 91 0-0 ③ F8			B SI 89 B FS 79 S FC 85 B FC 86 X FS 83 3-1 10 G4-6-3 1B		1 SAFE P PO 79 1-0 ③ CS 1-2	X SI 88 0-0 ① F8		S SL 81 B SL 83 B FF 91 S SL 81 B SI 92 S FF 92 3-3 ① K	F SI 89 X SI 89 0-1 ② F7	5	0	1	0	0	1	1
Pat Burrell, R (1, 7) OBP: 0.418, SLG: 0.568 54 Brad Lidge, R (10, 1)		B SI 90 X FC 83 1-0 ① G5-3		B SI 90 B SI 91 C FF 91 F SI 90 S SL 79 2-3 ① K			B FC 84 B SI 90 B SI 89 C FF 87 X SI 90 3-1 10 2B 1B		F FF 94 C FF 95 B CU 78 X FF 95 1-2 ② G6-3	I IN 60 I IN 62 I IN 60 I IN 64 4-0 IBB	4 0	0 0	1 0	0 0	1 0	1 0	1 0
10 Geoff Jenkins, L (1, 9) OBP: 0.330, SLG: 0.452 4 Eric Bruntlett, R (9, PR) OBP: 0.311, SLG: 0.328 (9, 9)		X FF 90 0-0 ② F8		X SI 91 0-0 ② ③ G4-6-3 1-2f			1 SAFE B SI 87 B SI 90 S FS 78 F SI 91 X SI 92 2-2 1-3 2B		B FF 94 B FF 93 B FF 94 B FF 93 4-0 7 S 27 E BB	C FF 91 X FF 92 0-1 ③ P3	3 1	0 1	1 0	0 0	1 0	0 0	1 2
7 Pedro Feliz, R (1, 5) OBP: 0.297, SLG: 0.415		C SI 90 S FC 85 B FC 87 X FC 86 1-2 ③ G1-3			X FC 84 0-0 ① G5-3		I I I 4-0 27 G6-4-3 IBB		1 SAFE B FF 94 C FF 93 F FF 95 B CU 76 B CU 75 4-2 1-2 27 E4 BB		2	0	0	0	2	0	0
27 Chris Coste, R (1, 2) OBP: 0.378, SLG: 0.556			F SI 90 X SI 91 0-1 SH2-4 1B		C FF 87 B SI 89 S FC 84 S SL 79 1-3 ② K		C SI 90 X SI 90 0-1 ② ③ G6-4-3 1-2f		X FF 94 0-0 ③ E4 1-H 2-H		4	0	1	0	0	1	4
Jamie Moyer, L (1, 1) 37 Chad Durbin, R (6, 1) 16 J.C. Romero, S (7, 1) 57 Rudy Seanez, R (7, 1) 19 Greg Dobbs, L (8, PH) 46 Ryan Madson, L (8, 1) 45 Tom Gordon, R (9, 1) Chris Snelling, L (10, PR) So Taguchi, R (10, PR)			X FF 91 0-0 ① SH2-4 1-2		C SI 89 C FS 77 X FS 79 0-2 ③ G3			F FS 83 B CU 71 B SI 89 S FS 77 C SI 90 2-3 ① K		B SI 93 B FF 93 B FF 93 C FF 94 X FF 94 3-1 11 SH1-4 8 3B 2B	1 0 0 0 1 0 0 1 0	0 0 0 0 0 0 0 0 1	0 0 0 0 0 0 0 0 0	0 0 0 0 0 0 0 0 0	0 0 0 0 1 0 0 0 0	0 0 0 0 0 0 0 0 0	0 0 0 0 0 0 0 0 0
Inning Stats	R: 1 E: 0 K: 0 S: 6 H: 1 LOB: 0 BB: 0 P: 10	R: 0 E: 0 K: 0 S: 5 H: 0 LOB: 0 BB: 0 P: 7	R: 0 E: 0 K: 0 S: 10 H: 1 LOB: 2 BB: 1 P: 17	R: 0 E: 0 K: 1 S: 6 H: 1 LOB: 0 BB: 0 P: 11	R: 0 E: 0 K: 1 S: 7 H: 0 LOB: 0 BB: 0 P: 8	R: 0 E: 0 K: 0 S: 7 H: 0 LOB: 0 BB: 1 P: 14	R: 0 E: 0 K: 0 S: 8 H: 2 LOB: 2 BB: 1 P: 17	R: 0 E: 0 K: 1 S: 8 H: 0 LOB: 1 BB: 1 P: 16	R: 1 E: 1 K: 1 S: 10 H: 0 LOB: 1 BB: 2 P: 22	R: 2 E: 0 K: 0 S: 13 H: 3 LOB: 2 BB: 1 P: 24	1B: 3 2B: 3 3B: 2 HR: 0	SF: 0 SAC: 2 DP: 2 HBP: 0		WP: 0 PB: 0 SB: 1 CS: 1	PA: 43		

PITCHER		IP	WLS	BF	H	R	ER	SO	BB	IBB	HBP	BLK	WP	HR	S	P	ERA	WHIP
15 Tim Hudson, R ERA: 2.86	(1, 1)	7.2		29	5	1	1	3	3	1	0	0	0	0	54	97	1.17	1.043
Will Ohman, L ERA: 2.45	(8, 1)	0.2	H	2	0	0	0	1	0	0	0	0	0	0	6	9	0.00	0.000
56 Blaine Boyer, R ERA: 3.34	(9, 1)	0.2	B	4	0	1	0	0	2	0	0	0	0	0	7	16	0.00	3.000
46 Manny Acosta, R ERA: 4.45	(10, 1)	0.1	L	3	2	2	2	0	0	0	0	0	0	0	6	12	54.00	6.000
Royce Ring, L ERA: 4.5	(10, 1)	0.1		2	1	0	0	0	0	0	0	0	0	0	5	6	0.00	3.000

PITCHER		IP	WLS	BF	H	R	ER	SO	BB	IBB	HBP	BLK	WP	HR	S	P	ERA	WHIP
38 Buddy Carlyle, R ERA: 2.79	(10, 1)	0.1		2	0	0	0	0	0	1	0	0	0	0	2	6	0.00	0.000

TOP

Philadelphia Phillies @ Atlanta Braves

Turner Field, Atlanta, GA

Fri Jun 06 2008, 7:30 PM EDT

Att. 34,074 - Cloudy - 90 F

livebaseballscorecards.com

AB	33
R	4
H	8
RBI	3
BB	7
SO	4
LOB	15

Batter	1	2	3	4	5	6	7	8	9	10	AB	R	H	RBI	BB	SO	LOB
19 Yunel Escobar, R (1, 6) OBP: 0.374, SLG: 0.412	F SI 82 B CH 75 B FF 82 X SI 81 2-1 G5-3 ①		C SI 81 C SI 80 B CH 75 B FF 82 B SI 82 S CH 74 3-3 K ②		B CH 74 C SI 81 B SI 82 B SI 82 X SI 81 3-1 F9 ①		B FC 87 B FF 90 C FC 85 C FC 88 B FC 88 B FC 89 4-2 HBP 2 SH3-4 7 F7-2 BB	S CH 81 D CH 82 1-1 2-4 ③ 1-2 2-3	B SL 81 B SL 86 X FF 92 2-0 G4-3 ①	C FF 88 X FF 88 0-1 2-H 3-H 1B ③	5	0	1	1	1	1	0
2 Kelly Johnson, L (1, 4) OBP: 0.360, SLG: 0.485	C CU 70 B FC 80 F CU 68 B FC 80 X SI 82 2-2 G4-1 ②		B CU 69 B CU 70 B FF 82 C FF 81 B SI 83 4-1 10 2B BB		B SI 82 F SI 82 X SI 82 1-1 G3 ②		L SI 90 B SL 78 1 SAFE X SI 90 1-1 SH3-4 ① 1-2		C SL 84 C CU 82 B CU 82 F SL 85 X SL 86 1-2 2B		3	0	1	0	1	0	0
10 Chipper Jones, S (1, 5) OBP: 0.504, SLG: 0.671	X SI 83 0-0 1B		B FF 82 B CH 75 X SI 80 2-0 1-3 2B		C SI 82 B CH 76 C SI 82 B FF 81 B CH 75 C SI 83 3-3 K ③		I IN 57 I IN 55 I IN 62 I IN 59 4-0 HBP IBB		I IN 76 I IN 76 I IN 76 I IN 73 4-0 IBB		3	0	2	0	2	1	0
Mark Teixeira, S (1, 3) OBP: 0.369, SLG: 0.463	C SI 83 B FF 82 B SI 83 C CH 76 B SI 83 C SI 83 3-3 K ③		B CH 75 B FF 81 B SI 80 B SI 81 4-0 BB			B SI 81 X CH 75 1-0 16 HR 1B	H SI 90 1-0 1-2 2-3 HBP		F FF 93 F FF 93 D SL 87 B SL 82 D SL 86 S SL 84 3-3 K ②		3	1	1	0	1	2	3
7 Jeff Francoeur, R (1, 9) OBP: 0.301, SLG: 0.416 38 Buddy Carlyle, L (10, 1)		B FF 82 C SI 81 B FF 81 C SI 82 X CH 75 2-2 G5-3 ①	F CH 75 C SI 82 B CH 75 B SI 82 X CH 75 2-2 F8 ③			L SI 81 F SI 82 B SI 82 F CH 74 X SI 82 1-2 P6 ①	C SL 83 D SL 85 F FF 93 X SL 83 1-2 F7-2 ② ③ 3-H		S SL 84 B SL 88 B FF 92 B FF 89 X FF 89 3-1 P3 ③		5	0	0	0	0	0	9
											0	0	0	0	0	0	0
16 Brian McCann, L (1, 2) OBP: 0.386, SLG: 0.585		S CU 69 B FC 79 B SI 82 B FC 79 B FC 79 4-1 4 FC4-6 BB		B FC 78 F SI 82 F CU 69 H CH 75 2-2 4 FC6-4 HBP		F FC 79 F FC 78 B SI 82 B FC 78 F SI 82 B CH 74 F CH 74 X FF 75 3-2 1-H HR		B FF 93 B FF 93 S CH 81 X FF 92 2-1 B1-3 ①	B FF 96 F FF 96 C FF 88 B FF 87 B FF 87 S FF 86 3-3 K ①	3	1	1	2	1	1	0
4 Omar Infante, R (1, 7) OBP: 0.338, SLG: 0.367 22 Josh Anderson, L (9, 7) OBP: 0.400, SLG: 0.500 (10, 9)		X SI 82 0-0 FC4-6 1 FC6-4 1-2f ②		L SI 81 C SI 82 X SI 81 0-2 FC6-4 1-2f ①		L SI 82 X SI 82 0-1 1 FC2-5 3B		C FF 95 B FF 95 F FF 95 B SL 78 B FF 96 F FF 92 S CH 82 3-3 K ②	X FF 97 0-0 1 1B 19 1B 1B	4	0	1	0	0	1	2
											1	1	1	0	0	0	0
1 Grégor Blanco, L (1, 8) OBP: 0.379, SLG: 0.343		B FC 79 X FF 82 1-0 FC6-4 1-2f ③		S FC 80 B FC 80 S SI 83 B FC 79 X CU 68 2-2 F9 ②		P PO 83 B SI 90 X FF 90 2-0 FC2-5 3-H ②		F FF 95 B FF 94 X FF 96 1-1 19 2-4 BB 1B	X FF 97 0-0 1-3 19 1B S 1B	5	0	2	0	0	0	3
15 Tim Hudson, R (1, 1) OBP: 0.111, SLG: 0.115 Will Ohman, L (8, 1) 56 Blaine Boyer, R (9, 1) 46 Manny Acosta, R (10, 1) Royce Ring, L (10, 1) Greg Norton, S (10, 7) OBP: 0.372, SLG: 0.354			X SI 81 0-0 G5-3 ①	B SI 82 B SI 82 C SI 82 T SI 82 S CH 75 2-3 K ③		C FF 90 X FC 87 0-1 F8 ③		B FF 92 1 SAFE C FF 92 1 SAFE B FF 93 C FF 93 B FC 92 B FC 91 4-2 19 2-4 1-2 BB	C SL 85 C FF 86 S FF 87 0-3 K ② 1-2	3	0	0	0	0	1	2
											0	0	0	0	1	0	0
											0	0	0	0	0	0	0
											0	0	0	0	0	0	0
											1	0	0	0	0	1	2
Inning Stats	R: 0 E: 0 K: 1 S: 9 H: 1 LOB: 1 BB: 0 P: 16	R: 0 E: 0 K: 0 S: 6 H: 0 LOB: 1 BB: 1 P: 13	R: 0 E: 0 K: 1 S: 9 H: 1 LOB: 3 BB: 2 P: 24	R: 0 E: 0 K: 1 S: 11 H: 0 LOB: 1 BB: 0 P: 17	R: 0 E: 0 K: 1 S: 7 H: 0 LOB: 0 BB: 0 P: 14	R: 2 E: 0 K: 0 S: 16 H: 3 LOB: 1 BB: 0 P: 22	R: 0 E: 0 K: 0 S: 7 H: 0 LOB: 2 BB: 2 P: 18	R: 0 E: 0 K: 1 S: 11 H: 1 LOB: 2 BB: 1 P: 22	R: 0 E: 0 K: 1 S: 10 H: 1 LOB: 2 BB: 1 P: 23	R: 1 E: 0 K: 2 S: 10 H: 3 LOB: 2 BB: 0 P: 13	1B: 6 2B: 3 3B: 1 HR: 1	SF: 0 SAC: 1 DP: 1 HBP: 2	WP: 0 PB: 0 SB: 1 CS: 0	PA: 46			

PITCHER		IP	WLS	BF	H	R	ER	SO	BB	IBB	HBP	BLK	WP	HR	S	P	ERA	WHIP
Jamie Moyer, L ERA: 4.56	(1, 1)	5.1		25	5	2	2	4	3	0	1	0	0	1	54	101	3.38	1.500
37 Chad Durbin, R ERA: 1.77	(6, 1)	0.2		3	0	0	0	0	1	0	0	0	0	0	6	11	0.00	1.500
16 J.C. Romero, L ERA: 1.64	(7, 1)	0.1		3	0	0	0	0	0	1	1	0	0	0	2	8	0.00	0.000
57 Rudy Seanez, R ERA: 2.49	(7, 1)	0.2		1	0	0	0	0	0	0	0	0	0	0	3	4	0.00	0.000
46 Ryan Madson, R ERA: 3.41	(8, 1)	1.0		5	1	0	0	1	1	0	0	0	0	0	11	22	0.00	2.000

PITCHER		IP	WLS	BF	H	R	ER	SO	BB	IBB	HBP	BLK	WP	HR	S	P	ERA	WHIP
45 Tom Gordon, R ERA: 4.01	(9, 1)	1.0	W	5	1	0	0	1	0	1	0	0	0	0	10	23	0.00	1.000
54 Brad Lidge, R ERA: 1.04	(10, 1)	1.0	S	5	3	1	1	2	0	0	0	0	0	0	10	13	9.00	3.000

Philadelphia Phillies @ Atlanta Braves

Turner Field, Atlanta, GA

Fri Jun 06 2008, 7:30 PM EDT

Att. 34,074 - Cloudy - 90 F

livebaseballscorecards.com

AB	36
R	3
H	10
RBI	3
BB	7
SO	8
LOB	21

Philadelphia Phillies @ Atlanta Braves

Turner Field, Atlanta, GA

Sat Jun 07 2008, 7:00 PM EDT

Att. 43,854 - Partly Cloudy - 91 F

livebaseballscorecards.com

Batter	1	2	3	4	5	6	7	8	9	AB	R	H	RBI	BB	SO	LOB
11 Jimmy Rollins, S (1, 6) OBP: 0.327, SLG: 0.450	L5		F8		G6-3			F7	HR	5	1	1	2	0	0	1
8 Shane Victorino, S (1, 8) OBP: 0.360, SLG: 0.403	K		FC6-4		K			BB	F7	4	1	0	0	1	2	1
26 Chase Utley, L (1, 4) OBP: 0.404, SLG: 0.667	G3			HBP	1B			3B	HBP	3	1	2	1	0	0	0
6 Ryan Howard, L (1, 3) OBP: 0.311, SLG: 0.442		G6-3		K		G6-5-3		1B	P6	5	0	1	1	0	1	3
Pat Burrell, R (1, 7) OBP: 0.420, SLG: 0.586 So Taguchi, R (8, 7) OBP: 0.288, SLG: 0.271		2B		K		HR		K		4 0	1 0	2 0	1 0	0 0	2 0	2 0
28 Jayson Werth, R (1, 9) OBP: 0.342, SLG: 0.519		K		1B		K		1B		4	0	2	0	0	2	1
7 Pedro Feliz, R (1, 5) OBP: 0.297, SLG: 0.412		F8		F9				FC5-4		4	0	1	0	0	0	5
51 Carlos Ruiz, R (1, 2) OBP: 0.303, SLG: 0.307			G4-3		HR			G6-4-3	BB	3	2	1	1	1	0	1
38 Kyle Kendrick, R (1, 1) OBP: 0.167, SLG: 0.091 46 Ryan Madson, L (6, 1) 16 J.C. Romero, S (7, 1) 45 Tom Gordon, R (8, 1) 19 Greg Dobbs, L (9, PH) OBP: 0.381, SLG: 0.519 54 Brad Lidge, R (9, 1)			FC6-4		K			K	K	1 1 0 0 1 0	0 0 0 0 0 0	0 0 0 0 0 0	1 0 0 0 0 1	1 0 0 0 0 1	0 1 0 0 0 1	0 0 0 0 1 0

Inning Stats	1	2	3	4	5	6	7	8	9
	R: 0 E: 0 K: 1 S: 6	R: 0 E: 0 K: 1 S: 12	R: 0 E: 0 K: 0 S: 9	R: 0 E: 0 K: 2 S: 10	R: 1 E: 0 K: 2 S: 11	R: 1 E: 0 K: 1 S: 7	R: 0 E: 0 K: 1 S: 8	R: 2 E: 0 K: 1 S: 19	R: 2 E: 0 K: 1 S: 11
	H: 0 LOB: 0 BB: 0 P: 10	H: 1 LOB: 1 BB: 0 P: 17	H: 0 LOB: 1 BB: 1 P: 15	H: 1 LOB: 2 BB: 0 P: 17	H: 1 LOB: 0 BB: 0 P: 14	H: 2 LOB: 0 BB: 0 P: 10	H: 1 LOB: 0 BB: 0 P: 11	H: 3 LOB: 2 BB: 1 P: 33	H: 1 LOB: 1 BB: 1 P: 21

1B: 5	SF: 0
2B: 1	SAC: 0
3B: 1	DP: 2
HR: 3	HBP: 2

WP: 0	PA: 40
PB: 0	
SB: 0	
CS: 0	

AB	35
R	6
H	10
RBI	6
BB	3
SO	10
LOB	15

PITCHER		IP	WLS	BF	H	R	ER	SO	BB	IBB	HBP	BLK	WP	HR	S	P	ERA	WHIP
37 Jo-Jo Reyes, L ERA: 4.8	(1, 1)	7.1	L	30	7	4	4	8	2	0	1	0	0	2	71	109	4.91	1.227
Royce Ring, L ERA: 4.5	(8, 1)	0.0		1	1	0	0	0	0	0	0	0	0	0	3	5	∞	∞
30 Jeff Bennett, R ERA: 3.47	(8, 1)	1.0		6	2	2	2	2	1	0	0	0	0	1	16	28	18.00	3.000
54 Phil Stockman, R ERA:	(9, 1)	0.2		3	0	0	0	0	0	0	1	0	0	0	3	6	0.00	0.000

PITCHER		IP	WLS	BF	H	R	ER	SO	BB	IBB	HBP	BLK	WP	HR	S	P	ERA	WHIP

BOTTOM

Philadelphia Phillies @ Atlanta Braves

Turner Field, Atlanta, GA

Sat Jun 07 2008, 7:00 PM EDT
Att. 43,854 - Partly Cloudy - 91 F

livebaseballscorecards.com

Batter	1	2	3	4	5	6	7	8	9	AB	R	H	RBI	BB	SO	LOB
19 Yunel Escobar, R (1, 6) OBP: 0.367, SLG: 0.403	X FF 89 0-0 E3 2 CS		C SI 89 B SI 91 B SI 89 B FF 91 C SI 92 X SI 92 3-2 ① G1-3		C FC 84 C FC 84 B SI 92 C SI 92 1-3 ③ K		B SL 79 X FF 94 1-0 ① G1-3		B FF 96 C FF 86 F FF 96 B FF 97 C FF 97 2-3 ② K	5	0	0	0	0	2	0
2 Kelly Johnson, L (1, 4) OBP: 0.361, SLG: 0.480	S SI 90 C CH 81 B CH 84 B SI 91 B SI 90 F FF 90 F SI 92 B SI 89 4-2 ① 10 S 1-2 BB		B CH 82 X FF 90 1-0 ② F8			F FF 89 B FF 90 B FC 84 X SI 88 2-1 10 HR 1B	C SI 91 B SI 91 C SI 92 B SI 89 B SI 92 F SI 91 X SI 91 3-2 ② G4-1		B SL 86 C FF 96 B FF 97 C SL 86 S FF 87 2-3 ③ K	4	1	1	0	1	1	0
10 Chipper Jones, S (1, 5) OBP: 0.504, SLG: 0.680	B FC 82 C FF 91 B FF 91 B SI 90 1 SAFE C SI 91 F FF 92 S SI 91 3-3 ② K 1-2		F CH 79 B FF 90 B FC 84 B FF 89 B SI 89 4-1 S BB			D SI 87 1 SAFE S SI 91 B SI 92 1 SAFE F SI 92 1 SAFE B SI 92 X SI 92 3-2 1-H HR	B SL 79 C SI 92 B SL 81 B SI 91 C SL 74 X SL 78 3-2 ③ G6-3			3	1	1	2	1	1	1
Mark Teixeira, S (1, 3) OBP: 0.367, SLG: 0.457	C CH 81 B FF 92 B SI 92 B FC 86 B SI 91 4-1 16 FC4-6 BB		B FF 92 C SI 91 B SI 91 B FC 84 X FC 82 3-1 ③ F7 1-2			C FC 82 S FC 83 F FF 90 B CH 79 X SI 90 1-2 ① F8		C FF 92 F FF 92 B FF 91 B SL 87 B FF 92 S FF 93 3-3 ① K		3	0	0	0	1	1	1
16 Brian McCann, L (1, 2) OBP: 0.384, SLG: 0.577	B CH 83 X SI 92 1-0 ③ FC4-6 1-2f			B CH 74 X SI 87 1-0 ① G3-1		B SI 90 B FF 90 B SL 81 B FF 90 4-0 1 G6-3 7 1B BB		C SL 85 B FF 92 F FF 92 S SL 83 1-3 ② K		3	0	0	0	1	1	2
7 Jeff Francoeur, R (1, 9) OBP: 0.304, SLG: 0.418		C SI 90 F FC 84 C FF 91 0-3 ① K		X FC 82 0-0 ② G6-3		C SI 92 X SI 91 0-1 1 G6-3 1-2 1B		X SL 88 0-0 1 BB 1B		4	0	2	0	0	1	0
1 Grégor Blanco, L (1, 8) OBP: 0.382, SLG: 0.338		B SI 91 B FF 91 F SI 89 B SI 89 S SI 91 B SI 91 4-2 37 G6-3 22 1B BB		B FC 82 X SI 89 1-0 ③ F7		B CH 80 X FF 94 1-0 ② G6-3 1-2 2-3		F FF 92 B FF 92 B SL 83 B FF 92 B FF 92 4-1 1-2 BB		2	0	0	0	2	0	2
22 Josh Anderson, L (1, 7) OBP: 0.421, SLG: 0.471		C SI 91 1 SAFE X SI 91 0-1 1-2 1B			C SI 87 X SI 88 0-1 ① G6-3	I IN 59 I IN 61 I IN 64 I IN 63 4-0 IBB		C SL 84 F SL 85 F FF 91 S SL 85 0-3 ③ K		3	0	1	0	1	1	2
37 Jo-Jo Reyes, L (1, 1) Royce Ring, L (8, 1) 30 Jeff Bennett, R (8, 1) OBP: 0.286, SLG: 0.167 54 Phil Stockman, R (9, 1) Greg Norton, S (9, PH) OBP: 0.367, SLG: 0.348		L SI 90 2 SAFE B SI 90 X FF 92 1-1 ②③ G6-3 2-3f			B SI 88 B FF 87 X SI 90 2-0 ② L8	B FC 90 F X 1-1 ③ G3-1			C SL 86 C FF 96 B FF 96 S FF 97 1-3 ① K	3 0 0 0 1	0 0 0 0 0	0 0 0 0 0	0 0 0 0 0	0 0 0 0 1	0 0 0 0 0	5 0 0 0 0
Inning Stats	R: 0 E: 1 K: 1 S: 11 H: 0 LOB: 2 BB: 2 P: 23	R: 0 E: 0 K: 1 S: 9 H: 1 LOB: 1 BB: 1 P: 14	R: 0 E: 0 K: 0 S: 7 H: 0 LOB: 1 BB: 1 P: 18	R: 0 E: 0 K: 0 S: 3 H: 0 LOB: 0 BB: 0 P: 5	R: 0 E: 0 K: 1 S: 6 H: 0 LOB: 0 BB: 0 P: 9	R: 2 E: 0 K: 0 S: 14 H: 3 LOB: 3 BB: 2 P: 30	R: 0 E: 0 K: 0 S: 8 H: 0 LOB: 0 BB: 0 P: 15	R: 0 E: 0 K: 3 S: 12 H: 1 LOB: 2 BB: 1 P: 20	R: 0 E: 0 K: 3 S: 9 H: 0 LOB: 0 BB: 0 P: 14	1B: 4 2B: 0 3B: 0 HR: 1 SF: 0 SAC: 0 DP: 1 HBP: 0						

	AB	31
	R	2
	H	5
	RBI	2
	BB	7
	SO	9
	LOB	13

WP: 0 PA: 38
PB: 0
SB: 2
CS: 1

PITCHER		IP	WLS	BF	H	R	ER	SO	BB	IBB	HBP	BLK	WP	HR	S	P	ERA	WHIP
38 Kyle Kendrick, R ERA: 4.87	(1, 1)	5.1		24	4	2	2	3	5	0	0	0	0	1	47	90	3.38	1.688
46 Ryan Madson, R ERA: 3.31	(6, 1)	1.0		4	0	0	0	0	0	1	0	0	0	0	4	11	0.00	0.000
16 J.C. Romero, L ERA: 1.59	(7, 1)	0.2	W	2	0	0	0	0	0	0	0	0	0	0	7	13	0.00	0.000
45 Tom Gordon, R ERA: 3.86	(8, 1)	1.0	H	5	1	0	0	3	1	0	0	0	0	0	12	20	0.00	2.000
54 Brad Lidge, R ERA: 1.0	(9, 1)	1.0		3	0	0	0	3	0	0	0	0	0	0	9	14	0.00	0.000

PITCHER	IP	WLS	BF	H	R	ER	SO	BB	IBB	HBP	BLK	WP	HR	S	P	ERA	WHIP

Philadelphia Phillies @ Atlanta Braves

Turner Field, Atlanta, GA

Sun Jun 08 2008, 1:30 PM EDT

Att. 33,370 - Partly Cloudy - 93 F

livebaseballscorecards.com

Batter	1	2	3	4	5	6	7	8	9	AB	R	H	RBI	BB	SO	LOB
11 Jimmy Rollins, S (1, 6) OBP: 0.330, SLG: 0.445	C FF 85 B FF 86 B CH 76 X FF 87 2-1 P6 ①	C FF 86 C SL 81 X CU 71 0-2 G4-3 ③		C CH 74 B FF 88 B FF 86 B SL 83 S CH 75 F CU 70 F FF 88 B CH 75 4-2 1-2 2-3 BB		F FF 92 C SL 89 C FF 92 0-3 K ③			F FF 94 P PO 80 1 SAFE 1 SAFE B CU 75 1 SAFE 1 SAFE X FF 94 2-1 8 1B 6 2B 1-2 1B	4	1	1	0	1	1	2
8 Shane Victorino, S (1, 8) OBP: 0.365, SLG: 0.408	B FF 87 C SL 81 F SL 83 X CH 77 1-2 26 1B 6 2B 1B		C CH 76 X CU 69 0-1 26 S 6 2B 1B	C SL 82 X SL 80 0-1 F9 ③			B SL 80 X SI 90 1-0 F7 ①		C FF 94 F FF 94 X FF 94 0-2 1-3 2-H 6 2B 1B	5	3	3	1	0	0	3
26 Chase Utley, L (1, 4) OBP: 0.403, SLG: 0.660	B FF 86 X FF 85 1-0 6 2B 10 G3 1-2 1B		1 SAFE B FF 84 F CH 75 X CU 70 1-1 F8 ① 1-2		B SL 81 C CH 75 F SL 82 F FF 88 B CH 76 F CH 76 B CU 71 X FF 87 3-2 F9 ①		C FF 90 X FF 91 0-1 F9 ②		I IN 55 I IN 55 I IN 56 I IN 59 4-0 6 2B IBB	4	1	1	0	1	0	1
6 Ryan Howard, L (1, 3) OBP: 0.317, SLG: 0.458	B FF 85 X CH 76 1-0 10 G3 1-3 2-H 2B		X CH 75 0-0 A4 D8 2-H 2B		S SL 82 S SL 82 B CH 74 B FF 88 F CH 75 X SL 83 2-2 G4-3 ②		B SL 80 F SL 82 S SL 82 C FF 92 1-3 K ③		X SI 94 0-0 28 L4-6 1-3 2-H 3-H 2B	5	0	3	4	0	1	0
Pat Burrell, R (1, 7) OBP: 0.419, SLG: 0.578 So Taguchi, R (9, PR) OBP: 0.288, SLG: 0.271 54 Brad Lidge, R (9, 1)	B SL 83 B SL 82 B SL 82 I IN 69 4-0 10 G3 IBB		D SL 83 B CH 74 S SL 81 C FF 87 F CU 71 C CH 76 2-3 K ② ③ 2-3		F CH 75 X SL 80 0-1 P4 ③			F SL 80 B SL 82 B FF 91 F FF 90 C FF 91 2-3 K ①	I IN 73 I IN 75 I IN 76 I IN 76 4-0 IBB	3 0 0	0 0 0	0 0 0	0 0 0	2 0 0	2 0 0	1 0 0
10 Geoff Jenkins, L (1, 9) OBP: 0.324, SLG: 0.444 28 Jayson Werth, R (8, PH) OBP: 0.338, SLG: 0.511 (8, 9)	F CH 75 D CU 71 F SL 83 B CH 76 B CH 74 F CH 76 X SL 84 3-2 G3 ② 1-2 2-3 3-H			C CH 76 S SL 80 F FF 86 B CH 75 B FC 89 F SL 83 X CH 75 2-2 G4-3 ①		B FF 85 S SL 82 X CH 74 1-1 F7 ①		C SL 82 B FF 91 C FF 91 B FF 92 X FF 91 2-2 G4-3 ②	B SL 80 S FF 94 F FF 94 B FF 96 X FF 93 2-2 2-2 ② ③	3 2	0 0	0 0	1 0	0 0	0 0	2 3
19 Greg Dobbs, L (1, 5) OBP: 0.391, SLG: 0.519 7 Pedro Feliz, R (8, PH) OBP: 0.295, SLG: 0.410 (8, 5)	C FF 88 F FF 88 F CH 75 F FF 86 F CU 71 X FF 85 0-2 F8 ③			B CU 69 F SL 82 B SL 82 F CH 75 F FF 88 F FF 85 F FF 88 X CH 76 2-2 11 BB 27 1B 1B		B CU 69 B CH 74 B CH 73 B FF 86 4-0 27 G6-3 27 WP BB		S SL 82 S SL 83 B FF 92 F FF 92 B SL 82 C FF 91 2-3 K2-3 ③		2 1	0 0	1 0	0 0	1 0	0 1	2 0
27 Chris Coste, R (1, 2) OBP: 0.374, SLG: 0.545		X SL 81 0-0 F7 ①		C FF 84 D SL 81 F SL 80 X FF 87 1-2 11 BB 1-2 1B		C FF 90 B FF 92 B SL 86 B FF 90 X FF 91 3-1 G6-3 ② 1-3			B FF 94 X FF 93 1-0 P3 ①	4	0	1	0	0	0	1
21 Adam Eaton, R (1, 1) OBP: 0.240, SLG: 0.143 37 Chad Durbin, R (7, 1) OBP: 0.200, SLG: 0.200 4 Eric Bruntlett, R (9, PH) OBP: 0.316, SLG: 0.333 (9, 7)		B FF 85 C FF 86 X FF 83 1-1 G1-3 ②		B SL 79 L FF 85 L SL 81 D CU 70 S SL 80 2-3 K ②		B B B FF 89 B FF 87 4-0 BB			C FF 94 X FF 95 0-1 11 1B 8 1B 1B	2 0 1	0 0 1	0 0 1	0 0 0	1 0 0	1 0 0	2 0 0
Inning Stats	R: 2 E: 0 K: 0 S: 17 H: 3 LOB: 2 BB: 1 P: 29	R: 0 E: 0 K: 0 S: 6 H: 0 LOB: 0 BB: 0 P: 7	R: 1 E: 0 K: 1 S: 9 H: 2 LOB: 1 BB: 0 P: 12	R: 0 E: 0 K: 1 S: 23 H: 2 LOB: 3 BB: 1 P: 34	R: 0 E: 0 K: 0 S: 11 H: 0 LOB: 0 BB: 0 P: 16	R: 0 E: 0 K: 1 S: 7 H: 0 LOB: 2 BB: 2 P: 19	R: 0 E: 0 K: 1 S: 6 H: 0 LOB: 0 BB: 0 P: 8	R: 0 E: 0 K: 2 S: 10 H: 0 LOB: 0 BB: 0 P: 16	R: 3 E: 0 K: 0 S: 13 H: 4 LOB: 2 BB: 2 P: 25	1B: 8 2B: 4 3B: 0 HR: 0 SF: 0 SAC: 0 DP: 1 HBP: 0						

TOP	
AB	36
R	6
H	11
RBI	6
BB	6
SO	6
LOB	17

WP: 1 PB: 0 SB: 1 CS: 0 PA: 42

PITCHER		IP	WLS	BF	H	R	ER	SO	BB	IBB	HBP	BLK	WP	HR	S	P	ERA	WHIP
57 Jorge Campillo, R ERA: 2.17	(1, 1)	5.1		25	7	3	3	2	2	1	0	0	0	0	68	105	5.06	1.688
38 Buddy Carlyle, R ERA: 2.61	(6, 1)	0.2		3	0	0	0	1	1	0	0	0	1	0	5	12	0.00	1.500
Will Ohman, L ERA: 2.28	(7, 1)	2.0		6	0	0	0	3	0	0	0	0	0	0	16	24	0.00	0.000
56 Blaine Boyer, R ERA: 4.08	(9, 1)	0.1	L	6	4	3	3	0	0	1	0	0	0	0	10	16	81.00	12.000
46 Manny Acosta, R ERA: 4.35	(9, 1)	0.2		2	0	0	0	0	0	1	0	0	0	0	3	9	0.00	0.000

PITCHER		IP	WLS	BF	H	R	ER	SO	BB	IBB	HBP	BLK	WP	HR	S	P	ERA	WHIP

Batter	1	2	3	4	5	6	7	8	9	AB	R	H	RBI	BB	SO	LOB
22 Josh Anderson, L (1, 7) OBP: 0.375, SLG: 0.409	C FF 87 S FF 87 X FF 88 0-2 G4-3	F SI 92 S FF 88 F FC 88 F FF 91 B FF 92 X FC 88 1-2 G3		B FF 91 F FC 89 F FC 88 X FF 92 1-2 1 G3 1-2 3-H 1B		X SL 84 0-0 P5		C SI 91 B FC 87 1 SAFE 1 SAFE B FC 87 X SI 91 2-1 F7		5	0	1	1	0	0	3
1 Grégor Blanco, L (1, 8) OBP: 0.382, SLG: 0.331	B FF 88 X FF 88 1-0 L7		T FF 88 C FC 87 B FF 90 H FC 88 2-2 G3-1 19 1B HBP	X FC 89 0-0 G3 1-2 2-3			B SI 90 S SI 90 F FF 91 F FC 88 B CH 80 B SI 91 F FC 88 B FF 92 4-2 7 FC5 1B BB		X FF 95 0-0 G5-3	3	0	0	0	1	0	2
19 Yunel Escobar, R (1, 6) OBP: 0.368, SLG: 0.407	C FF 89 F FF 88 X CU 74 0-2 HR 2B		C FC 90 1 SAFE 1 SAFE B FC 89 X CH 85 1-1 G3-1 1-2 1B	C FC 90 S FC 90 D SL 80 F FC 90 C FF 92 1-3			1 SAFE 1 SAFE F FC 86 B FC 87 1 SAFE C FC 87 C FC 87 1-3		B FF 96 X FF 96 1-0 G6-3	5	1	2	0	0	2	3
Mark Teixeira, S (1, 3) OBP: 0.371, SLG: 0.473	C CU 74 X FF 89 0-1 2-H HR		B FC 88 C SI 92 B SI 91 X FC 88 2-1 G3-1 1-2 2-3		B CU 74 B FC 85 X FC 88 2-0 4 FC6-4 1B		1 SAFE P PO 84 C FC 87 B FC 88 T SI 91 1 SAFE B FC 88 X SI 93 3-2 7 FC5 1-2 1B		B FF 96 S SL 84 F FF 95 X FF 96 1-2 F8	5	1	3	2	0	0	2
2 Kelly Johnson, L (1, 4) OBP: 0.359, SLG: 0.473	C FF 90 B CH 81 X FC 87 1-1 G3-1		B FC 90 B CU 76 C CH 84 B FC 90 F FC 90 B SL 77 4-2 7 G6-4-3 BB		C CU 76 B FF 91 X CU 75 1-1 F8		C CU 76 F FF 92 F FF 92 T FC 89 0-2 K			3	0	0	0	1	1	3
7 Jeff Francoeur, R (1, 9) OBP: 0.303, SLG: 0.415		F FC 88 B FF 88 X CH 81 1-1 57 SH3-4 4 BB 1B	F FC 90 B FC 89 B FC 88 X FC 88 2-1 G6-4-3 1-2f		B FC 89 F SL 84 F FC 90 X FF 91 1-2 F9		S FC 89 X FC 87 0-1 FC5 1-2 2-3f			4	0	1	0	0	0	6
4 Omar Infante, R (1, 5) OBP: 0.347, SLG: 0.365		B FF 91 B FF 91 B FF 91 B FF 90 4-0 57 SH3-4 1-2 BB	C FF 89 B CU 74 B FF 89 C FF 90 X CH 82 2-2 57 1B 22 1B G1-3 1B	F FF 92 B FC 87 B FC 88 F FF 91 X FC 87 2-2 FC6-4 1-2f				B FF 91 C SI 90 B FC 87 X FC 88 2-1 F9		3	1	1	0	1	0	1
Corky Miller, R (1, 2) OBP: 0.167, SLG: 0.063 8 Ruben Gotay, S (8, PH) OBP: 0.356, SLG: 0.243 56 Blaine Boyer, R (9, 1) 46 Manny Acosta, R (9, 1)		C FF 92 B SI 91 F FC 88 B SL 80 S FC 87 2-3 K		1 SAFE 1 SAFE X FC 88 0-0 G1-3 1-2		F FF 91 X FC 88 0-1 G4-3		B CU 74 C FC 87 X FC 87 1-1 F9		3 1 0 0	0 0 0 0	0 0 0 0	0 0 0 0	1 0 0 0	0 0 0 0	3 0 0 0
57 Jorge Campillo, R (1, 1) OBP: 0.182, SLG: 0.182 38 Buddy Carlyle, L (6, 1) Greg Norton, S (6, PH) OBP: 0.363, SLG: 0.343 Will Ohman, L (7, 1) 16 Brian McCann, L (8, PH) OBP: 0.387, SLG: 0.579 (9, 2)		B CU 73 X FC 89 1-0 SH3-4 1-2 2-3		B FC 88 B FC 88 X FF 90 2-0 1 G3 22 1B 2-3 1B		C B CH 84 B FF 90 F FC 86 B FF 93 F FF 92 X FF 92 3-2 G4-3		B CU 78 F SI 92 C FC 87 B FC 91 B CH 84 X FS 84 3-2 1B		1 0 1 0 1	0 0 0 0 0	1 0 0 0 0	0 0 0 0 0	0 0 0 0 0	0 0 0 0 0	0 0 0 0 0
Inning Stats	R: 2 E: 0 K: 0 S: 11 H: 2 LOB: 0 BB: 0 P: 13	R: 0 E: 0 K: 1 S: 11 H: 1 LOB: 2 BB: 1 P: 20	R: 0 E: 0 K: 0 S: 10 H: 1 LOB: 2 BB: 1 P: 21	R: 1 E: 0 K: 1 S: 13 H: 3 LOB: 2 BB: 0 P: 19	R: 0 E: 0 K: 0 S: 9 H: 1 LOB: 1 BB: 0 P: 15	R: 0 E: 0 K: 0 S: 8 H: 0 LOB: 0 BB: 0 P: 11	R: 0 E: 0 K: 2 S: 17 H: 1 LOB: 2 BB: 1 P: 24	R: 0 E: 0 K: 0 S: 9 H: 1 LOB: 1 BB: 0 P: 17	R: 0 E: 0 K: 0 S: 5 H: 0 LOB: 0 BB: 0 P: 7	1B: 8 2B: 1 3B: 0 HR: 1	SF: 0 SAC: 1 DP: 1 HBP: 1			WP: 0 PB: 0 SB: 0 CS: 0	PA: 40		

PITCHER		IP	WLS	BF	H	R	ER	SO	BB	IBB	HBP	BLK	WP	HR	S	P	ERA	WHIP
21 Adam Eaton, R ERA: 4.62	(1, 1)	6.0		28	8	3	3	2	2	0	1	0	0	1	62	99	4.50	1.667
37 Chad Durbin, R ERA: 1.67	(7, 1)	2.0	W	9	2	0	0	2	1	0	0	0	0	0	26	41	0.00	1.500
54 Brad Lidge, R ERA: 0.96	(9, 1)	1.0	S	3	0	0	0	0	0	0	0	0	0	0	5	7	0.00	0.000

PITCHER	IP	WLS	BF	H	R	ER	SO	BB	IBB	HBP	BLK	WP	HR	S	P	ERA	WHIP

BOTTOM

Philadelphia Phillies @ Atlanta Braves

Turner Field, Atlanta, GA

Sun Jun 08 2008, 1:30 PM EDT
Att. 33,370 - Partly Cloudy - 93 F

livebaseballscorecards.com

AB	35
R	3
H	10
RBI	3
BB	3
SO	4
LOB	23

Batter	1	2	3	4	5	6	7	8	9	AB	R	H	RBI	BB	SO	LOB
19 Yunel Escobar, R (1, 6) OBP: 0.372, SLG: 0.413	F FF 87 B FF 87 B SL 82 S SL 82 B FF 88 B FF 88 4-2 2 1B HR BB	S CH 81 B FF 89 S SL 82 B SL 83 S FF 90 2-3 ③ K			C CU 70 B FF 88 F SL 82 F FF 89 X CH 79 1-2 1B		C SL 84 B SL 84 X SL 82 1-1 ③ L6		C FF 88 B SL 82 X SL 84 1-1 2B	4	1	2	0	1	1	3
2 Kelly Johnson, L (1, 4) OBP: 0.360, SLG: 0.469	X FF 86 0-0 1-3 HR 1B	B SL 78 C SL 79 C CH 73 B FF 86 C CU 66 2-3 ① K			X FF 88 0-0 ③ L7			X SI 91 0-0 ① G6-3	B SI 88 F SI 89 B SI 88 F SI 89 B FF 89 B SI 88 4-2 7 G5-4-3 BB	4	1	1	0	1	1	1
7 Jeff Francoeur, R (1, 9) OBP: 0.301, SLG: 0.411	C FF 88 1 SAFE S CH 80 S CH 78 0-3 ① K	C FF 87 F FF 88 B CH 79 S FF 88 1-3 ② K				X FF 85 0-0 ① F9		X SI 91 0-0 ② 1B 16 1B 1B	B SI 89 B SI 89 S SL 84 D SL 83 X SI 88 3-1 ②③ G5-4-3 1-2f	5	1	1	0	0	2	4
Mark Teixeira, S (1, 3) OBP: 0.366, SLG: 0.465	C CH 78 F FF 88 B FF 90 S CH 80 1-3 ② K	B SL 82 F SL 81 X FF 88 1-1 ③ G5-3			B CH 77 C SL 81 B SL 81 X SL 82 2-1 ② G5-3			C SI 92 B SI 92 B SI 92 B FF 92 C FF 92 X FF 92 3-2 ② F7		4	0	0	0	0	1	3
Greg Norton, S (1, 7) OBP: 0.369, SLG: 0.394	C FF 90 X CH 80 0-1 1-H 3-H HR			B SL 81 F SL 81 F FF 88 X CU 70 1-2 ① L7	F FF 88 S FF 90 S CU 74 0-3 ③ K			B SL 81 B SI 91 X FF 91 2-0 16 1B 4 1B 1-3 1B		4	2	2	3	0	1	0
16 Brian McCann, L (1, 2) OBP: 0.384, SLG: 0.573	B FF 86 F SL 82 B SL 82 B FF 86 C SL 81 X SL 82 3-2 ③ P3			B FF 87 X SL 80 1-0 ② F8			B FF 85 B FF 85 C FF 84 X SL 80 2-1 ① F8	B SI 91 C FF 92 F FF 92 F FF 91 X SI 92 1-2 4 1B 1-3 3-H 1B		4	0	1	1	0	0	0
4 Omar Infante, R (1, 5) OBP: 0.368, SLG: 0.409		X CH 83 0-0 3B		C FF 86 X SL 81 0-1 ③ L8			B FF 86 B FF 86 C FF 87 B SL 81 B FF 86 4-1 1 FC4-6 BB	X SI 92 0-0 1-2 3-H 1B		3	0	2	1	1	0	0
1 Grégor Blanco, L (1, 8) OBP: 0.374, SLG: 0.322		F SL 80 B FF 85 C SL 81 X SL 82 1-2 ① L6			L CH 82 B CU 67 X FF 84 1-1 ① G3		B FF 86 B SL 81 B FF 87 C FF 86 X FF 85 3-1 ② FC4-6 1-2f	B SL 79 C FF 91 B SL 79 C FF 91 F SL 78 S SL 81 2-3 ③ K		4	0	0	0	0	1	4
47 Tom Glavine, L (1, 1) OBP: 0.190, SLG: 0.105 38 Buddy Carlyle, L (4, 1) 10 Chipper Jones, S (7, PH) OBP: 0.506, SLG: 0.680 22 Josh Anderson, L (7, PR) OBP: 0.375, SLG: 0.409 46 Manny Acosta, R (7, 1) 54 Phil Stockman, R (8, 1) 8 Ruben Gotay, S (9, PH) OBP: 0.348, SLG: 0.237		P PO 88 B FF 90 C FF 89 S FF 88 S FF 89 2-3 ② K			C FF 85 B SL 78 F FF 86 F FF 87 C CU 68 1-3 ② K		B FF 90 B FF 89 B CH 78 C CH 80 B FF 89 4-1 BB		C SI 88 F SI 88 F SL 84 X SL 82 0-2 ① G3	1 1 0 0 0 0 0 1	0 0 0 0 0 0 0 0	0 0 0 0 0 0 0 0	0 0 0 0 0 0 0 0	1 1 0 0 0 0 0 0	1 0 0 0 0 0 0 0	1 0 0 0 0 0 0 0

Atlanta Braves @ Chicago Cubs

Wrigley Field, Chicago, IL

Tue Jun 10 2008, 7:05 PM CDT

Att. 41,624 - Partly Cloudy - 80 F

livebaseballscorecards.com

TOP	
AB	35
R	5
H	9
RBI	5
BB	4
SO	9
LOB	16

Inning Stats	1	2	3	4	5	6	7	8	9
	R: 3 E: 0 K: 2 S: 14	H: 2 LOB: 0 BB: 1 P: 22	R: 0 E: 0 K: 2 S: 11	H: 1 LOB: 1 BB: 0 P: 15	R: 0 E: 0 K: 2 S: 8	H: 0 LOB: 0 BB: 0 P: 12	R: 0 E: 0 K: 0 S: 6	H: 0 LOB: 0 BB: 0 P: 8	R: 0 E: 0 K: 1 S: 11	H: 1 LOB: 1 BB: 0 P: 14	R: 0 E: 0 K: 1 S: 6	H: 0 LOB: 0 BB: 0 P: 8	R: 0 E: 1 K: 0 S: 8	H: 0 LOB: 2 BB: 2 P: 22	R: 2 E: 0 K: 1 S: 15	H: 4 LOB: 2 BB: 0 P: 23	R: 0 E: 0 K: 0 S: 10	H: 1 LOB: 1 BB: 1 P: 18

| | | | |

Atlanta Braves @ Chicago Cubs

Wrigley Field, Chicago, IL

Tue Jun 10 2008, 7:05 PM CDT

Att. 41,624 - Partly Cloudy - 80 F

livebaseballscorecards.com

BOTTOM

Batter	1	2	3	4	5	6	7	8	9	AB	R	H	RBI	BB	SO	LOB
12 Alfonso Soriano, R (1, 7) OBP: 0.330, SLG: 0.550	2-1 2 CS 1B	4-0 IBB		4-1 2 1B 16 1B BB		0-3 ① K		1-1 2 E 2 S 25 SF9 1B		3	2	2	0	2	1	0
2 Ryan Theriot, R (1, 6) OBP: 0.400, SLG: 0.384	1-1 ①② G5-3 1-2	3-2 ③ F8		2-2 16 1B 1-2 1B		0-0 ② G6-3		1-1 E1 16 S 18 HR 1-3		5	1	1	0	0	0	5
25 Derrek Lee, R (1, 3) OBP: 0.337, SLG: 0.509	3-2 X CH 75 ③ L7		1-2 HR	0-1 ① L9		1-0 ③ L9		0-1 ② SF9 3-H		4	1	1	2	0	0	2
16 Aramis Ramirez, R (1, 5) OBP: 0.416, SLG: 0.507		4-1 18 1B 1 1B BB	4-1 1 G1-3 18 G2-3 9 1B BB	2-1 1-3 2-H 1B			0-1 ① G6-3	4-0 18 HR 1-2 IBB		2	3	1	1	3	0	0
18 Geovany Soto, R (1, 2) OBP: 0.371, SLG: 0.538	0-0 1 1B 1B 9 SF7 1-3 1B	1-1 ① G2-3 1-2	2-3 ② K				0-0 ② G4-3	3-2 1-H 2-H HR		5	2	2	3	0	1	3
1 Kosuke Fukudome, L (1, 9) OBP: 0.398, SLG: 0.424	0-2 30 SH1-4 1B 1-2 3-H 1B	1-2 ② G1-3 2-3	1-1 ③ F8				1-2 S 1B 1B	1-3 ③ K		5	1	2	1	0	1	3
Mark DeRosa, R (1, 4) OBP: 0.397, SLG: 0.490	3-1 30 SH1-4 1-2 2-3 1B	4-1 9 1B BB		1-0 ① F9			3-1 1-H 1B			3	0	2	1	1	0	0
9 Reed Johnson, R (1, 8) OBP: 0.342, SLG: 0.364	1-1 ① SF7 3-H	0-0 1-2 3-H 1B		0-3 ② K			3-2 ③ G5-3			3	0	1	2	0	1	1
30 Ted Lilly, L (1, 1) OBP: 0.273, SLG: 0.286 49 Carlos Marmol, R (7, 1) Bob Howry, L (8, 1) 47 Scott Eyre, L (8, 1) 17 Mike Fontenot, L (8, PH) OBP: 0.347, SLG: 0.400 32 Jon Lieber, L (9, 1)	1-1 ② SH1-4 1-2 2-3	1-1 ③ G3-1		2-3 ③ K				2-2 ① G4-3		2 0 0 0 1 0	0 0 0 0 0 0	0 0 0 0 0 0	0 0 0 0 0 0	0 0 0 0 0 0	1 0 0 0 0 0	2 0 0 0 0 0
Inning Stats	R: 0 H: 1 E: 0 LOB: 0 K: 0 BB: 0 S: 11 P: 17	R: 2 H: 3 E: 0 LOB: 3 K: 0 BB: 2 S: 14 P: 30	R: 2 H: 2 E: 0 LOB: 2 K: 0 BB: 2 S: 13 P: 25	R: 1 H: 2 E: 0 LOB: 2 K: 1 BB: 1 S: 14 P: 25	R: 0 H: 0 E: 0 LOB: 0 K: 2 BB: 0 S: 8 P: 11	R: 0 H: 0 E: 0 LOB: 0 K: 1 BB: 0 S: 5 P: 6	R: 1 H: 2 E: 0 LOB: 1 K: 0 BB: 0 S: 11 P: 18	R: 4 H: 2 E: 1 LOB: 0 K: 1 BB: 1 S: 15 P: 27		1B: 10 SF: 2 2B: 0 SAC: 1 3B: 0 DP: 0 HR: 2 HBP: 0						

AB	33
R	10
H	12
RBI	10
BB	6
SO	5
LOB	16

WP: 0 PA: 42
PB: 0
SB: 3
CS: 1

PITCHER		IP	WLS	BF	H	R	ER	SO	BB	IBB	HBP	BLK	WP	HR	S	P	ERA	WHIP
47 Tom Glavine, L ERA: 4.85	(1, 1)	3.0	L	18	6	4	4	0	3	1	0	0	0	1	38	72	12.00	3.000
38 Buddy Carlyle, R ERA: 2.7	(4, 1)	3.0		12	2	1	1	4	1	0	0	0	0	0	27	42	3.00	1.000
46 Manny Acosta, R ERA: 4.41	(7, 1)	1.2		11	4	5	1	0	0	1	0	0	0	1	23	41	5.40	2.400
54 Phil Stockman, R ERA:	(8, 1)	0.1		1	0	0	0	1	0	0	0	0	0	0	3	4	0.00	0.000

PITCHER	IP	WLS	BF	H	R	ER	SO	BB	IBB	HBP	BLK	WP	HR	S	P	ERA	WHIP

Batter	1	2	3	4	5	6	7	8	9	AB	R	H	RBI	BB	SO	LOB
19 Yunel Escobar, R (1, 6) OBP: 0.370, SLG: 0.410	X SI 91 0-0 ① F9		B SL 85 X SI 92 1-0 1B			B SL 84 F SL 84 X SI 91 1-1 ① F8		B SL 85 B SI 92 B SI 92 C FF 92 C FF 92 X FF 91 3-2 ② F8		4	0	1	0	0	0	0
2 Kelly Johnson, L (1, 4) OBP: 0.354, SLG: 0.460	B SI 90 F SI 91 F FF 92 C SL 84 1-3 ② K		B SI 91 C FS 81 C SL 82 F FS 81 X FF 90 1-2 ③ F7			C SI 92 F FS 83 S FS 84 0-3 ② K		X SI 92 0-0 ③ G4-3		4	0	0	0	0	2	1
10 Chipper Jones, S (1, 5) OBP: 0.504, SLG: 0.676 4 Omar Infante, R (6, 5) OBP: 0.364, SLG: 0.403	B FS 83 B SI 92 S FS 83 B FF 92 X SI 92 3-1 1B			C SL 84 X FS 82 0-1 ① G3		F FF 92 B FF 93 C SL 84 S FF 92 1-3 ③ K			C SI 91 B SL 84 X SL 85 1-1 E5 G4-6-3	3 1	0 0	1 0	0 0	0 0	1 0	0 0
Mark Teixeira, S (1, 3) OBP: 0.361, SLG: 0.457	C FS 80 D FS 81 C SL 84 B FS 82 D SL 83 T FS 82 3-2 ③ K			C FF 92 S SL 84 B FF 91 B SL 85 S SL 85 2-3 ② K			B FC 82 X SI 92 1-0 ① G4-3		C SI 90 C SL 85 D FS 83 B FF 91 X FS 82 2-2 ①② G4-6-3 1-2f	4	0	0	0	0	2	2
16 Brian McCann, L (1, 2) OBP: 0.384, SLG: 0.567 Royce Ring, L (7, 1) 56 Blaine Boyer, R (8, 1) 8 Ruben Gotay, S (9, PH) OBP: 0.340, SLG: 0.231		B SI 92 B SI 91 C SI 91 F FS 83 S FS 83 2-3 ① K		B FF 91 S FS 84 H FF 92 2-1 7 FC4-6 HBP			B SL 84 S FS 83 B FS 83 B SI 91 S FS 83 X FF 92 3-2 ② F7		B FF 93 F SI 92 F FF 92 B FF 92 S FS 84 2-3 ③ K	2 0 0 1	0 0 0 0	0 0 0 0	0 0 0 0	0 0 0 0	1 0 0 1	0 0 0 0
7 Jeff Francoeur, R (1, 9) OBP: 0.301, SLG: 0.414		F FF 92 C FF 91 B SL 85 X SI 91 1-2 ② G4-3		X SL 85 0-0 ③ FC4-6 1-2f			F SL 85 B SI 92 F FF 92 X FS 84 1-2 HR 2B			3	1	1	0	0	0	1
Greg Norton, S (1, 7) OBP: 0.360, SLG: 0.384 40 Jeff Ridgway, R (5, 1) Corky Miller, R (7, PH) OBP: 0.189, SLG: 0.182 (7, 2)		B FF 92 X SI 92 1-0 ③ G1-3			C SI 90 C FS 82 X SI 91 0-2 ① G3		C SL 84 S SL 83 F SL 84 B SI 92 B SL 84 X SL 84 2-2 2-H HR			2 0 1	0 0 1	0 0 1	0 0 2	0 0 0	0 0 0	0 0 0
1 Grégor Blanco, L (1, 8) OBP: 0.367, SLG: 0.315			B FF 90 C FF 91 X FF 91 1-1 ① F9		X SI 92 0-0 ② P3		C SI 92 C FS 84 S FS 84 0-3 ③ K			3	0	0	0	0	1	0
30 Jeff Bennett, R (1, 1) OBP: 0.250, SLG: 0.143 54 Phil Stockman, R (3, 1) 28 Brandon Jones, L (5, PH) (5, 7)			B FF 91 B FF 92 C FF 90 B SI 91 C FF 91 C FF 91 3-3 ② K		B SI 91 B SI 92 C SI 90 T SI 92 B SI 92 C SI 91 3-3 ③ K			C SI 90 F SI 92 B FS 83 S FF 92 1-3 ① K		1 0 2	0 0 0	0 0 0	0 0 0	0 0 0	1 0 2	0 0 0
Inning Stats	R: 0 E: 0 K: 2 S: 9 H: 1 LOB: 1 BB: 0 P: 16	R: 0 E: 0 K: 1 S: 7 H: 0 LOB: 0 BB: 0 P: 11	R: 0 E: 0 K: 1 S: 10 H: 1 LOB: 1 BB: 0 P: 16	R: 0 E: 0 K: 1 S: 7 H: 0 LOB: 1 BB: 0 P: 11	R: 0 E: 0 K: 1 S: 7 H: 0 LOB: 0 BB: 0 P: 10	R: 0 E: 0 K: 2 S: 8 H: 0 LOB: 0 BB: 0 P: 10	R: 2 E: 0 K: 1 S: 14 H: 2 LOB: 0 BB: 0 P: 21	R: 0 E: 0 K: 1 S: 7 H: 0 LOB: 0 BB: 0 P: 11	R: 0 E: 1 K: 1 S: 8 H: 0 LOB: 0 BB: 0 P: 13	1B: 2 2B: 1 3B: 0 HR: 1	SF: 0 SAC: 0 DP: 1 HBP: 1			WP: 0 PB: 0 SB: 0 CS: 0	PA: 32	

PITCHER	IP	WLS	BF	H	R	ER	SO	BB	IBB	HBP	BLK	WP	HR	S	P	ERA	WHIP
46 Ryan Dempster, R (1, 1) ERA: 2.81	9.0	W	32	4	2	2	11	0	0	1	0	0	1	77	119	2.00	0.444

PITCHER	IP	WLS	BF	H	R	ER	SO	BB	IBB	HBP	BLK	WP	HR	S	P	ERA	WHIP

TOP

Atlanta Braves @ Chicago Cubs

Wrigley Field, Chicago, IL

Wed Jun 11 2008, 7:05 PM CDT

Att. 41,497 - Cloudy - 70 F

livebaseballscorecards.com

AB	31
R	2
H	4
RBI	2
BB	0
SO	11
LOB	4

Atlanta Braves @ Chicago Cubs

Wrigley Field, Chicago, IL

Wed Jun 11 2008, 7:05 PM CDT

Att. 41,497 - Cloudy - 70 F

BOTTOM

Batter	1	2	3	4	5	6	7	8	9	AB	R	H	RBI	BB	SO	LOB
12 Alfonso Soriano, R (1, 7) OBP: 0.332, SLG: 0.547 17 Mike Fontenot, L (2, PR) OBP: 0.337, SLG: 0.386 (3, 4)	B SI 92 X SI 91 1-0 ① G5-3	C SI 93 F SI 94 H FF 93 1-2 2 2B HBP	B FF 93 D CU 77 B FF 91 C FF 91 F FF 92 X FF 93 3-2 ③ F8			F FF 91 F FF 92 F SL 82 F FF 93 B CH 83 B SL 82 B SI 90 F FF 90 X FF 91 3-2 ① G4-3		C FF 96 B FF 96 F FF 95 S FF 95 1-3 ② K		1 0 0 0 0 0 0 3 1 0 0 0 1 3						
2 Ryan Theriot, R (1, 6) OBP: 0.400, SLG: 0.388	C SI 92 C SI 92 B SI 94 F SI 93 X SL 85 1-2 ② G4-3	B SI 92 X SI 92 1-0 1-H 2-H 2B		B FF 92 B FF 92 C FF 92 X FF 92 2-1 1 WP 1B		S FF 92 B SI 92 X CH 80 1-1 ② G1-3		C FF 96 F FF 95 X SI 96 0-2 ③ G3		5 0 2 2 0 0 1						
25 Derrek Lee, R (1, 3) OBP: 0.339, SLG: 0.507	C SI 92 F SI 94 B FF 94 B SI 94 B SL 85 B SI 93 4-2 16 1B 1 HR BB	C SI 92 B SI 93 B SL 85 S SL 82 X SI 94 2-2 ③ G5-3		B CU 77 C CU 78 S FF 92 C CU 78 1-3 ① K		X FF 91 0-0 1B				3 1 1 0 1 1 3						
16 Aramis Ramirez, R (1, 5) OBP: 0.417, SLG: 0.507	C SL 82 X SI 93 0-1 1 HR 1-2 1B		C SI 90 B SI 91 B SI 91 F SL 82 F SI 94 X SI 95 2-2 18 1B 1 BB 1B	C FF 92 B FF 92 B CU 76 S CU 78 S CU 77 2-3 ② K		B SI 88 F CH 82 F CH 82 X SL 83 1-2 ③ G4-3				4 2 2 0 0 1 2						
1 Kosuke Fukudome, L (1, 9) OBP: 0.404, SLG: 0.438	F SI 93 B SI 93 F SI 93 X CU 81 1-2 1-H 2-H HR		F SI 93 F FF 93 B SI 93 B SI 92 B SI 92 B SI 92 4-2 18 1B 1-2 1B BB	B FF 92 B FF 91 B FF 93 C FF 92 F FF 92 B CU 77 4-2 1-2 BB			C CU 72 B SI 88 B SI 88 B SI 89 X SI 89 3-1 ① G4-3			2 2 1 3 2 0 0						
18 Geovany Soto, R (1, 2) OBP: 0.369, SLG: 0.533	C SI 92 C SI 94 B SI 94 B SL 84 C FF 93 2-3 ③ K		B SI 92 X SI 92 1-0 G6-4-3 1B 1-2 2-3 1B	B FF 91 C FF 91 B CU 78 B CU 76 T FF 92 X CU 77 3-2 ③ L7			B CU 73 X SI 88 1-0 ② G1-3			4 0 1 0 0 1 2							
Jim Edmonds, L (1, 8) OBP: 0.283, SLG: 0.308		C SI 90 F CH 86 C FF 92 0-3 ① K	B SI 92 X CH 86 1-0 G6-4-3 1-2 2-H 3-H 1B		C FF 91 S SL 80 B SL 81 B SL 82 C SI 92 2-3 ① K		B CU 74 S SI 89 S SI 90 C SI 90 1-3 ③ K			4 0 1 2 0 3 0							
Mark DeRosa, R (1, 4) OBP: 0.398, SLG: 0.490 (3, 7)		B SL 84 X SI 93 1-0 46 SH1-4 2 2B 1B	C FF 92 F FF 93 X CU 78 0-2 ①② G6-4-3 1-2f 2-3		C SI 90 X FF 93 0-1 ② G5-3			X FF 94 0-0 1B		4 1 2 0 0 0 2							
46 Ryan Dempster, R (1, 1) OBP: 0.222, SLG: 0.269		C SI 91 M SI 91 B SI 91 X CU 80 1-2 ② SH1-4 1-2	B FF 91 B FF 93 S FF 93 B FF 92 S FF 92 B FF 93 4-2 BB		S SI 92 C SI 92 S CH 83 0-3 ③ K			F FF 95 F FF 95 B FF 96 C CU 75 1-3 ① K		2 0 0 0 1 2 1							
Inning Stats	R: 3 H: 2 E: 0 LOB: 0 K: 1 BB: 1 S: 15 P: 24	R: 2 H: 2 E: 0 LOB: 2 K: 1 BB: 0 S: 13 P: 19	R: 2 H: 3 E: 0 LOB: 2 K: 0 BB: 2 S: 16 P: 31	R: 0 H: 1 E: 0 LOB: 2 K: 2 BB: 1 S: 13 P: 25	R: 0 H: 0 E: 0 LOB: 0 K: 2 BB: 0 S: 8 P: 10	R: 0 H: 1 E: 0 LOB: 1 K: 0 BB: 0 S: 12 P: 17	R: 0 H: 0 E: 0 LOB: 0 K: 1 BB: 0 S: 6 P: 11	R: 0 H: 1 E: 0 LOB: 1 K: 2 BB: 0 S: 10 P: 12		1B: 8 SF: 0 2B: 1 SAC: 1 3B: 0 DP: 1 HR: 1 HBP: 1							

livebaseballscorecards.com

AB	32
R	7
H	10
RBI	7
BB	4
SO	9
LOB	14

WP: 1 PA: 38
PB: 0
SB: 0
CS: 0

PITCHER		IP	WLS	BF	H	R	ER	SO	BB	IBB	HBP	BLK	WP	HR	S	P	ERA	WHIP
30 Jeff Bennett, R ERA: 4.56	(1, 1)	2.0	L	16	7	7	7	2	2	0	1	0	0	1	36	59	31.50	4.500
54 Phil Stockman, R ERA:	(3, 1)	2.0		8	1	0	0	2	2	0	0	0	1	0	21	40	0.00	1.500
40 Jeff Ridgway, L ERA:	(5, 1)	2.0		7	1	0	0	2	0	0	0	0	0	0	20	27	0.00	0.500
Royce Ring, L ERA: 4.15	(7, 1)	1.0		3	0	0	0	1	0	0	0	0	0	0	6	11	0.00	0.000
56 Blaine Boyer, R ERA: 3.96	(8, 1)	1.0		4	1	0	0	2	0	0	0	0	0	0	10	12	0.00	1.000

PITCHER	IP	WLS	BF	H	R	ER	SO	BB	IBB	HBP	BLK	WP	HR	S	P	ERA	WHIP

Atlanta Braves @ Chicago Cubs

Wrigley Field, Chicago, IL

Thu Jun 12 2008, 1:20 PM CDT

Att. 41,517 - Partly Cloudy - 86 F

livebaseballscorecards.com

Batter	1	2	3	4	5	6	7	8	9	10	11	AB	R	H	RBI	BB	SO	LOB
19 Yunel Escobar, R (1, 6) OBP: 0.366, SLG: 0.402	G5-3	F8			10 G4-6-3 2 1B BB		G4-3		P3		L4	5	0	0	0	1	0	1
2 Kelly Johnson, L (1, 4) OBP: 0.357, SLG: 0.471	P6		G4-3		10 G4-6-3 1B 1-2		G6-3		WP 2B		2B	6	0	3	0	0	0	0
10 Chipper Jones, S (1, 5) OBP: 0.500, SLG: 0.665	1B		F8		G4-6-3 1-2f 2-3		G4-3		K		IBB	5	0	1	0	1	1	3
Mark Teixeira, S (1, 3) OBP: 0.364, SLG: 0.452	G3		F9		BB			16 2B BB	IBB 2-3		K	3	0	0	0	3	1	3
16 Brian McCann, L (1, 2) OBP: 0.384, SLG: 0.568		7 HR 1B		K	G4-3			1-3 2B	K			5	1	2	0	0	2	4
7 Jeff Francoeur, R (1, 9) OBP: 0.307, SLG: 0.426		1-H HR		1 1B	K			IBB		K		4	1	2	2	1	2	0
Greg Norton, S (1, 7) OBP: 0.356, SLG: 0.377 56 Blaine Boyer, R (8, 1) Will Ohman, L (9, 1) 8 Ruben Gotay, S (10, PH) OBP: 0.333, SLG: 0.025 46 Manny Acosta, R (10, 1) 40 Jeff Ridgway, R (11, 1)	L4	F9		F9	1 FC4-6 1B			B FF 91 S FF 91 C FF 91 S SL 80 1-3 K	C FF 96 F FF 96 X FF 95 0-2 F9			4 0 0 1 0 0	0 0 0 0 0 0	1 0 0 0 0 0	0 0 0 0 0 0	0 0 0 1 0 0	1 0 0 0 0 0	4 0 0 0 0 0
1 Grégor Blanco, L (1, 8) OBP: 0.363, SLG: 0.311	F7				FC4-6 1-2f			B SL 80 C FF 91 F FF 91 D SL 80 C FF 92 2-3 K	B FF 96 B FF 96 F FF 96 C FF 95 S CU 82 2-3 K2-3			5	0	1	0	0	2	4
15 Tim Hudson, R (1, 1) OBP: 0.133, SLG: 0.138 57 Jorge Campillo, R (7, 1) OBP: 0.182, SLG: 0.182 4 Omar Infante, R (8, PH) OBP: 0.354, SLG: 0.391 (8, 7)		1B				G5-3		B FF 95 B FF 94 C SL 81 T SL 83 C SL 82 2-3 K			B CU 81 C FF 96 S FF 95 S FF 95 1-3 K	3 0 2	0 0 0	1 0 0	0 0 0	0 0 0	1 0 2	3 0 3
Inning Stats	R: 0 E: 0 K: 0 S: 9 H: 1 LOB: 1 BB: 0 P: 15	R: 2 E: 0 K: 0 S: 11 H: 3 LOB: 1 BB: 0 P: 18	R: 0 E: 0 K: 0 S: 5 H: 0 LOB: 0 BB: 0 P: 10	R: 0 E: 0 K: 2 S: 10 H: 2 LOB: 2 BB: 0 P: 18	R: 0 E: 0 K: 0 S: 8 H: 1 LOB: 2 BB: 2 P: 19	R: 0 E: 0 K: 1 S: 6 H: 1 LOB: 1 BB: 0 P: 8	R: 0 E: 0 K: 0 S: 6 H: 0 LOB: 0 BB: 0 P: 11	R: 0 E: 0 K: 3 S: 10 H: 1 LOB: 3 BB: 2 P: 24	R: 0 E: 0 K: 2 S: 14 H: 1 LOB: 2 BB: 1 P: 23	R: 0 E: 0 K: 2 S: 9 H: 0 LOB: 0 BB: 0 P: 12	R: 0 E: 0 K: 2 S: 13 H: 1 LOB: 2 BB: 1 P: 21	1B: 7 2B: 3 3B: 0 HR: 1	SF: 0 SAC: 0 DP: 1 HBP: 0	WP: 1 PB: 0 SB: 0 CS: 0	PA: 49			

PITCHER		IP	WLS	BF	H	R	ER	SO	BB	IBB	HBP	BLK	WP	HR	S	P	ERA	WHIP
38 Carlos Zambrano, R ERA: 2.98	(1, 1)	7.0		31	8	2	2	3	3	0	0	0	0	1	55	103	2.57	1.571
47 Scott Eyre, L ERA:	(8, 1)	0.2		4	1	0	0	2	0	1	0	0	0	0	7	15	0.00	1.500
49 Carlos Marmol, R ERA: 2.2	(8, 1)	0.2		2	0	0	0	1	0	0	0	0	0	0	7	12	0.00	0.000
48 Neal Cotts, L ERA:	(9, 1)	0.2		4	1	0	0	2	0	1	0	0	1	0	10	16	0.00	1.500
34 Kerry Wood, R ERA: 2.48	(10, 1)	2.0	W	8	1	0	0	4	0	1	0	0	0	0	22	33	0.00	0.500

PITCHER	IP	WLS	BF	H	R	ER	SO	BB	IBB	HBP	BLK	WP	HR	S	P	ERA	WHIP

AB	43
R	2
H	11
RBI	2
BB	6
SO	12
LOB	25

Atlanta Braves @ Chicago Cubs

Wrigley Field, Chicago, IL

Thu Jun 12 2008, 1:20 PM CDT

Att. 41,517 - Partly Cloudy - 86 F

livebaseballscorecards.com

BOTTOM

Batter	1	2	3	4	5	6	7	8	9	10	11	AB	R	H	RBI	BB	SO	LOB
4 Eric Patterson, L (1, 7) OBP: 0.091, SLG: 0.091	C FF 90 B FF 90 X FF 91 1-1 F8 ①		F SI 92 B SI 91 B FC 88 B SI 92 F SI 92 X SI 92 3-2 G4-6-3 ①② 1-2f 2-3			X FF 91 0-0 2 G5-3 1B		X FF 92 0-0 L8 ①		C FF 95 X FF 94 0-1 G5-3 ①		5	0	1	0	0	0	2
2 Ryan Theriot, R (1, 6) OBP: 0.393, SLG: 0.381	C FF 90 B FF 91 C SL 81 B FC 88 X SI 91 2-2 G6-3 ②		D FC 80 D FC 86 C FS 79 X SI 92 2-1 G1-3 ③			1 SAFE C SI 91 B SL 80 1 SAFE 1 SAFE X SI 92 1-1 G5-3 ② 1-2		X SI 94 0-0 G4-3 ②		C FF 96 B FF 97 B FF 96 X SI 94 2-1 G6-3 ②		5	0	0	0	0	0	2
25 Derrek Lee, R (1, 3) OBP: 0.337, SLG: 0.505	F SI 91 F SI 92 B SI 92 F SI 92 F SL 79 B SI 92 F SI 93 X FC 86 2-2 G1-3 ③			C SI 89 B FC 86 B FC 85 C SI 93 B SI 92 F SI 92 S FC 87 3-3 K ①		X SI 91 0-0 F8 ③		C FF 94 X FF 95 0-1 1 FC5 2B		F FF 98 X SI 97 0-1 G5-3 ③		5	0	1	0	0	1	1
16 Aramis Ramirez, R (1, 5) OBP: 0.420, SLG: 0.504		B FF 91 F SI 90 B SI 92 B SI 92 F SI 90 F SI 93 X FC 87 3-2 F8 ①		X FS 80 0-0 L3 ②			C SI 89 C SI 90 X CU 74 0-2 18 1B 1 G6-3 SF9 1B	C SI 95 S CU 77 D CU 76 B CU 76 B FF 95 F FF 94 F CU 75 B FF 95 4-2 1 FC5 BB			B FF 96 B SI 93 B SI 94 C FF 94 B FF 96 4-1 18 1B 1 PB 9 HBP BB	3	2	1	0	2	0	0
1 Kosuke Fukudome, L (1, 9) OBP: 0.404, SLG: 0.435		F SI 92 C SI 92 X FS 81 0-2 18 1B 1B		B SI 93 X SI 93 1-0 F7 ③			B SI 91 X SI 91 1-0 G6-3 ① 1-2	C FF 95 B FF 93 F FF 94 F SI 95 B FF 95 X FF 95 2-2 FC5 ③ 1-2 2-3f			B FF 94 B FF 93 I IN 68 I 4-0 9 HBP 18 1B 1-2 IBB	4	0	1	0	1	0	3
18 Geovany Soto, R (1, 2) OBP: 0.374, SLG: 0.534		B SI 92 X SI 92 1-0 G4-6-3 1-2 1B			S FC 84 C SL 80 B FC 87 S SI 92 1-3 K ①		D FF 88 B FF 88 X SI 92 2-0 BB 2-3 1B		B FF 95 F FF 94 F FF 94 B CU 77 B FF 94 X FF 94 3-2 F8 ①		C FF 96 C FF 95 F FF 97 B SI 96 X FF 96 1-2 9 HBP 1-2 2-3 1B	5	0	3	0	0	1	0
Jim Edmonds, L (1, 8) OBP: 0.282, SLG: 0.329 9 Reed Johnson, R (11, PH) OBP: 0.346, SLG: 0.364		B FS 81 F SI 92 B FC 87 B SI 93 S SI 92 X SI 94 3-2 G4-6-3 ②③ 1-2f		C FF 92 B SI 92 B FF 92 S FS 81 B SI 92 S FF 93 3-3 K ②			F SI 93 C SI 93 B FF 89 B FC 89 X SI 93 2-2 SF9 ② 3-H		B FF 95 X SI 94 1-0 HR		H CH 82 1-0 1-2 2-3 3-H HBP	3 0	1 0	1 0	2 0	0 0	1 0	2 0
Mark DeRosa, R (1, 4) OBP: 0.400, SLG: 0.488			C SI 91 X FC 87 0-1 4 G4-6-3 38 1B 1B		B CU 76 C FC 88 B FF 93 F FF 94 C SI 93 2-3 K ③		B SI 91 S FC 87 1 SAFE B SI 92 F SI 92 B SI 93 B SI 94 4-2 1-2 BB		C FF 96 S CU 78 F CU 77 B FF 95 B CU 75 X FF 94 2-2 G4-3 ②			3	0	1	0	1	1	0
38 Carlos Zambrano, S (1, 1) OBP: 0.062, SLG: 0.611 47 Scott Eyre, L (8, 1) 49 Carlos Marmol, R (8, 1) 48 Neal Cotts, L (9, 1) 6 Micah Hoffpauir, L (9, PH) OBP: 0.400, SLG: 0.979 Ronny Cedeno, R (9, PH) OBP: 0.364, SLG: 0.386 34 Kerry Wood, R (10, 1)			B SI 90 1 SAFE X SI 90 1-0 4 G4-6-3 1-2 1B			F SI 89 S FS 81 B FS 82 F SI 91 S FS 79 1-3 K ①	X CH 75 0-0 P3 ③		C FF 90 T FF 91 B FF 91 T FF 90 1-2 K ③		3 0 0 0 0 1 0	0 0 0 0 0 0 0	1 0 0 0 0 0 0	0 0 0 0 0 0 0	0 0 0 0 0 0 0	1 0 0 0 0 1 0	2 0 0 0 0 0 0
Inning Stats	R: 0 E: 0 K: 0 S: 11 H: 0 LOB: 0 BB: 0 P: 16	R: 0 E: 0 K: 0 S: 11 H: 2 LOB: 1 BB: 0 P: 18	R: 0 E: 0 K: 0 S: 8 H: 2 LOB: 1 BB: 0 P: 14	R: 0 E: 0 K: 1 S: 6 H: 0 LOB: 0 BB: 0 P: 10	R: 0 E: 0 K: 3 S: 9 H: 0 LOB: 0 BB: 0 P: 15	R: 0 E: 0 K: 1 S: 8 H: 1 LOB: 1 BB: 0 P: 10	R: 1 E: 0 K: 0 S: 11 H: 2 LOB: 2 BB: 1 P: 20	R: 0 E: 0 K: 0 S: 12 H: 1 LOB: 2 BB: 1 P: 18	R: 1 E: 0 K: 1 S: 11 H: 1 LOB: 0 BB: 0 P: 18	R: 0 E: 0 K: 0 S: 6 H: 0 LOB: 0 BB: 0 P: 8	R: 1 E: 0 K: 0 S: 5 H: 1 LOB: 3 BB: 2 P: 15	1B: 8 2B: 1 3B: 0 HR: 1 SF: 1 SAC: 0 DP: 2 HBP: 1	WP: 0 PB: 1 SB: 0 CS: 0 PA: 43						

	AB	37
	R	3
	H	10
	RBI	3
	BB	4
	SO	6
	LOB	12

PITCHER		IP	WLS	BF	H	R	ER	SO	BB	IBB	HBP	BLK	WP	HR	S	P	ERA	WHIP
15 Tim Hudson, R ERA: 2.76	(1, 1)	6.2		26	7	1	1	5	1	0	0	0	0	0	63	102	1.35	1.200
57 Jorge Campillo, R ERA: 2.15	(7, 1)	0.1	H	1	0	0	0	0	0	0	0	0	0	0	1	1	0.00	0.000
56 Blaine Boyer, R ERA: 4.03	(8, 1)	1.2	B	8	2	1	1	0	1	0	0	0	0	1	20	32	5.40	1.800
Will Ohman, L ERA: 2.25	(9, 1)	0.1		1	0	0	0	1	0	0	0	0	0	0	3	4	0.00	0.000
46 Manny Acosta, R ERA: 4.54	(10, 1)	1.0	L	6	1	1	1	0	1	1	0	0	0	0	11	22	9.00	2.000

PITCHER		IP	WLS	BF	H	R	ER	SO	BB	IBB	HBP	BLK	WP	HR	S	P	ERA	WHIP
40 Jeff Ridgway, L ERA:	(11, 1)	0.0		1	0	0	0	0	0	0	1	0	0	0	0	1	∞	∞

Batter	1	2	3	4	5	6	7	8	9	AB	R	H	RBI	BB	SO	LOB
19 Yunel Escobar, R (1, 6) OBP: 0.366, SLG: 0.402	S SI 90 X FF 91 0-1 B2		F SI 91 B SI 92 1 SAFE B SI 92 1 SAFE 1 SAFE B SL 83 X FF 91 3-1 1-2 16 1B 1B	X FF 92 0-0 F9		B SI 92 1 SAFE C SI 91 D CH 80 X SI 90 2-1 1-2 G6-3		B SL 76 X CH 84 1-0 1B		5	0	2	0	0	0	2
2 Kelly Johnson, L (1, 4) OBP: 0.350, SLG: 0.460	C SI 91 B CH 82 F SI 91 C SL 83 1-3 K		S CH 81 B SI 91 1 SAFE B FF 90 C SI 92 S CH 80 2-3 K		X SI 89 0-0 L4	C SL 77 X FF 89 0-1 P2		C SL 78 B SI 90 X SL 78 1-1 F8		5	0	0	0	0	2	3
16 Brian McCann, L (1, 2) OBP: 0.384, SLG: 0.569	C SI 91 X SI 86 0-1 G4-3		X SI 92 0-0 1-2 1B		C CH 80 B FF 90 X FF 90 1-1 G4-3		X FF 89 0-0 G5-4-3 2B		C FC 85 B SI 90 C FC 84 S SL 81 1-3 K	5	0	2	0	0	1	0
Mark Teixeira, S (1, 3) OBP: 0.368, SLG: 0.455		B SI 87 C SI 90 X CH 85 1-1 G4-6-3 1B	C SI 92 C SI 92 F CH 81 S FF 91 0-3 K		C SI 90 X FF 90 0-1 1B		X FF 89 0-0 G5-4-3 1B		B SI 90 X SI 90 1-0 P5	5	0	3	0	0	1	2
Greg Norton, S (1, 10) OBP: 0.337, SLG: 0.354		B SI 86 X SI 90 1-0 G4-6-3 1-2f		C CH 80 F CU 77 B FF 92 S CH 82 1-3 K	X CU 76 0-0 G3		S SL 79 X SL 78 0-1 G5-4-3 1-2f 2-3		C FC 86 B SI 91 B FC 87 F SI 91 B SL 81 X FC 86 3-2 G3-1	5	0	0	0	0	1	4
7 Jeff Francoeur, R (1, 9) OBP: 0.313, SLG: 0.433		X SL 82 0-0 28 1B 2B	X SL 83 0-0 G6-3		B C X 1-1 4 SH1-4 28 BB 1 1B 1B	I IN 61 I IN 62 I IN 62 I 4-0 IBB				3	2	2	0	1	0	0
28 Brandon Jones, L (1, 7) OBP: 0.500, SLG: 0.400		B CH 82 B SI 92 X SI 92 2-0 2-H 1B	F SI 92 X CU 78 0-1 4 2B 1B		D CH 79 B CH 78 F SI 90 1 SAFE B CH 77 B SI 87 4-1 4 SH1-4 1 1B 1-2 BB	B SL 78 F SL 78 B FF 89 C SL 76 S SL 78 2-3 K				3	2	2	1	1	1	2
4 Omar Infante, R (1, 5) OBP: 0.354, SLG: 0.403		1 SAFE 1 SAFE C FF 90 1 SAFE 1 SAFE X SI 91 0-1 P4	X SL 83 0-0 1 1B 1-H 2B		B SI 91 X SI 90 1-0 SH1-4 1-2 2-3			F FF 89 B CH 84 B CH 85 F FF 88 S SL 78 2-3 K		3	1	1	1	0	1	1
1 Grégor Blanco, L (1, 8) OBP: 0.371, SLG: 0.323			B FF 90 B SI 90 B SI 90 C SI 89 C SI 91 X SI 91 3-2 19 1B 1B	B SI 92 D CH 82 X SI 92 2-0 2-H 1B		B FF 91 3 SAFE F FF 91 X SI 93 1-1 19 G6-3 2-H 3-H 1B		C FF 89 B SI 89 C SL 77 B SL 78 F FF 88 X SL 78 2-2 G5-3		4	0	3	3	0	0	0
Inning Stats	R: 0 E: 0 K: 1 S: 7 H: 0 LOB: 0 BB: 0 P: 8	R: 1 E: 0 K: 0 S: 7 H: 3 LOB: 1 BB: 0 P: 11	R: 0 E: 0 K: 2 S: 13 H: 3 LOB: 2 BB: 0 P: 21	R: 2 E: 0 K: 1 S: 9 H: 3 LOB: 1 BB: 0 P: 12	R: 0 E: 0 K: 0 S: 6 H: 1 LOB: 1 BB: 0 P: 7	R: 2 E: 0 K: 0 S: 10 H: 2 LOB: 1 BB: 1 P: 19	R: 0 E: 0 K: 1 S: 7 H: 2 LOB: 2 BB: 1 P: 13	R: 0 E: 0 K: 1 S: 10 H: 1 LOB: 1 BB: 0 P: 16	R: 0 E: 0 K: 1 S: 7 H: 0 LOB: 0 BB: 0 P: 12	1B: 12 2B: 3 3B: 0 HR: 0 SF: 0 SAC: 1 DP: 2 HBP: 0						

PITCHER		IP	WLS	BF	H	R	ER	SO	BB	IBB	HBP	BLK	WP	HR	S	P	ERA	WHIP
Jon Garland, R ERA: 4.13	(1, 1)	5.2	L	28	12	5	5	4	1	0	0	0	0	0	50	76	7.94	2.294
Darren Oliver, L ERA: 2.93	(6, 1)	2.1		10	3	0	0	2	0	1	0	0	0	0	19	31	0.00	1.286
33 Justin Speier, R ERA: 4.15	(9, 1)	1.0		3	0	0	0	1	0	0	0	0	0	0	7	12	0.00	0.000

PITCHER	IP	WLS	BF	H	R	ER	SO	BB	IBB	HBP	BLK	WP	HR	S	P	ERA	WHIP

TOP

Atlanta Braves @ Los Angeles Angels

Angel Stadium of Anaheim, Anaheim, CA

Fri Jun 13 2008, 7:05 PM PDT

Att. 43,919 - Clear - 70 F

livebaseballscorecards.com

AB	38
R	5
H	15
RBI	5
BB	2
SO	7
LOB	14

WP: 0	PA: 41				
PB: 0					
SB: 0					
CS: 0					

Atlanta Braves @ Los Angeles Angels

Angel Stadium of Anaheim, Anaheim, CA

Fri Jun 13 2008, 7:05 PM PDT

Att. 43,919 - Clear - 70 F

livebaseballscorecards.com

Batter	1	2	3	4	5	6	7	8	9	AB	R	H	RBI	BB	SO	LOB
9 Chone Figgins, S (1, 5) OBP: 0.431, SLG: 0.357	C FF 88 C SI 90 B FF 92 B SI 91 B CH 83 X FF 90 3-2 6 G5-4-3 1B		B FF 90 B CH 81 F FF 89 B FF 90 B FF 90 4-1 6 FC1-4 BB		B CU 72 S CH 82 B SI 90 B FF 90 F FF 89 F SI 92 B SI 92 4-2 6 CS BB			C CU 69 B CH 86 B CU 70 B FF 89 X FF 89 3-1 ③ G4-3		2	0	1	0	2	0	0
6 Maicer Izturis, S (1, 6) OBP: 0.327, SLG: 0.348	C FF 90 C CU 72 1 SAFE X FF 91 0-2 ①② G5-4-3 1-2f		C CH 80 1 SAFE B SI 92 X CH 80 1-1 ② FC1-4 47 2B 1-2f		1 SAFE 1 SAFE B FF 89 F CH 80 B SI 91 2-1 ③ CS 1-2	B FF 86 C FF 88 X FF 88 1-1 ① F8			B SI 93 C SI 92 B SI 94 X FF 93 2-1 47 CS 1B	4	1	1	0	0	0	2
47 Howie Kendrick, R (1, 4) OBP: 0.359, SLG: 0.453	C FF 90 X SL 82 0-1 27 FC5-4 1B		1 SAFE B SI 90 X CH 81 1-0 1-H 2B			B CU 70 B SI 89 S FF 88 X FF 89 2-1 ② F8			1 SAFE C SI 93 B SI 93 1 SAFE B SI 93 B SI 92 C SI 93 C SI 93 3-3 ①② K 1-2	4	0	2	1	0	1	1
27 Vladimir Guerrero, R (1, 9) OBP: 0.333, SLG: 0.468	F FF 92 B FF 91 1 SAFE B FF 91 X SI 91 2-1 ③ FC5-4 1-2f		C SI 92 F SI 91 F FF 93 B SI 92 B SI 91 T SI 91 2-2 ③ K			B SI 89 X FF 88 1-0 ③ G5-3			X SI 95 0-0 1B	4	0	1	0	0	1	2
48 Torii Hunter, R (1, 8) OBP: 0.330, SLG: 0.453		X SI 90 0-0 HR		C SI 91 F SL 80 F SI 92 B CH 80 F SI 92 X FF 92 1-2 ① F8			X FF 89 0-0 ① B2-3		X SI 94 0-0 ③ G6-3	4	1	1	1	0	0	1
Garret Anderson, L (1, 10) OBP: 0.293, SLG: 0.390		C FF 89 C SI 92 B SL 82 B SL 80 X FF 92 2-2 ① G4-3		C FF 90 B SI 92 C CU 72 B SI 92 X FF 92 2-2 ② F7			B SI 89 S SL 84 B SL 81 C CU 71 X SI 91 2-2 24 G4-6-3 1B			3	0	1	0	0	0	0
24 Gary Matthews, S (1, 7) OBP: 0.321, SLG: 0.377		C FF 90 B CH 82 F CH 82 B SL 81 S CH 82 2-3 ② K		X CH 82 0-0 ③ F9			F FF 90 B SI 90 X SI 89 1-1 ②③ G4-6-3 1-2f			3	0	0	0	0	1	1
Casey Kotchman, L (1, 3) OBP: 0.353, SLG: 0.443		C CU 72 B CH 80 X FF 92 1-1 ③ G6-3			C SL 86 X FF 90 0-1 ① G4-3			X FF 88 0-0 ① F9		3	0	0	0	0	0	0
5 Jeff Mathis, R (1, 2) OBP: 0.292, SLG: 0.354			C CU 69 B SI 90 S CH 80 F SL 80 C SI 91 1-3 ① K		B FF 90 B FF 91 S FF 90 F FF 90 B CH 82 C SI 92 3-3 ② K			C FF 88 F SI 90 S CH 78 0-3 ② K		3	0	0	0	0	3	0

	AB	R	H	RBI	BB	SO	LOB
BOTTOM	**AB**	**30**					
	R	**2**					
	H	**7**					
	RBI	**2**					
	BB	**2**					
	SO	**6**					
	LOB	**7**					

Inning Stats	1	2	3	4	5	6	7	8	9
	R: 0 E: 0 K: 0 S: 10	H: 2 LOB: 1 BB: 0 P: 15	R: 1 E: 0 K: 1 S: 9	H: 1 LOB: 0 BB: 0 P: 14	R: 1 E: 0 K: 2 S: 12	H: 1 LOB: 1 BB: 1 P: 21	R: 0 E: 0 K: 0 S: 9	H: 0 LOB: 0 BB: 0 P: 12	R: 0 E: 0 K: 0 S: 9	H: 0 LOB: 0 BB: 1 P: 18	R: 0 E: 0 K: 0 S: 5	H: 0 LOB: 0 BB: 0 P: 9	R: 0 E: 0 K: 0 S: 6	H: 1 LOB: 0 BB: 0 P: 9	R: 0 E: 0 K: 1 S: 6	H: 0 LOB: 0 BB: 0 P: 9	R: 0 E: 0 K: 1 S: 7	H: 2 LOB: 1 BB: 0 P: 12

	1B	SF	WP	PA
	2B: 2	SAC: 0	PB: 0	
	3B: 0	DP: 3	SB: 0	
	HR: 1	HBP: 0	CS: 2	

PITCHER		IP	WLS	BF	H	R	ER	SO	BB	IBB	HBP	BLK	WP	HR	S	P	ERA	WHIP
37 Jo-Jo Reyes, L ERA: 4.42	(1, 1)	8.0	W	28	5	2	2	5	2	0	0	0	0	1	66	107	2.25	0.875
30 Jeff Bennett, R ERA: 4.47	(9, 1)	1.0	S	4	2	0	0	1	0	0	0	0	0	0	7	12	0.00	2.000

PITCHER	IP	WLS	BF	H	R	ER	SO	BB	IBB	HBP	BLK	WP	HR	S	P	ERA	WHIP

Batter	1	2	3	4	5	6	7	8	9	AB	R	H	RBI	BB	SO	LOB
19 Yunel Escobar, R (1, 6) OBP: 0.374, SLG: 0.405	F FF 96 F FF 97 X FF 97 0-2 1B		B SL 88 S SL 86 B SL 87 B SL 86 C SL 86 B SL 87 4-2 BB		B FF 95 X FF 96 1-0 HBP 10 BB 16 1B 1-3 2-H 3-H 1B	B SL 81 C SL 82 F FF 95 S SL 85 1-3 ②		1 SAFE F FC 85 P PO 81 F FC 85 F SL 80 F SI 90 B SI 90 B FC 86 F FC 86 4-2 B SI 90 10 BB 2 BB 1-2 1B BB		3	2	2	2	2	1	0
2 Kelly Johnson, L (1, 4) OBP: 0.351, SLG: 0.470	F FF 95 C SI 95 B SL 86 B SL 85 B SI 95 X FF 95 3-2 ① F7	C FF 95 B FF 96 B SL 84 F FF 95 T SL 87 2-2 ② K		S F B C 1-3 ① K	B SL 80 C FF 93 B CH 86 F FF 93 F FF 95 B FF 94 X FF 94 3-2 HR		B FC 86 C FC 85 C FF 90 B CH 81 B SL 81 B FC 85 4-2 10 BB 1-2 2-3 1B BB		4	2	1	1	1	2	5
10 Chipper Jones, S (1, 5) OBP: 0.498, SLG: 0.657	X FF 96 0-0 ② F8		B FF 97 C SL 86 X FF 97 1-1 ③ P5		B SL 87 C SI 95 F FF 95 B FF 96 B FF 96 F FF 97 B SL 86 4-2 16 1B HBP 1-2 BB	C FF 89 T FF 87 X FF 89 0-2 ③ G4-3		C FC 86 B SI 91 F SI 91 B SL 82 B SI 92 B FC 88 4-2 1B 1-2 2-3 3-H BB		3	0	0	1	2	0	3
Mark Teixeira, S (1, 3) OBP: 0.368, SLG: 0.451	C FF 95 B CH 88 1 SAFE F FF 96 B SI 97 B FF 96 S SL 86 3-3 ③ K			B SL 77 X FF 92 1-0 ① G3-1	H SL 83 1-0 16 1B 1-2 2-3 3-H HBP		B SL 79 B SL 77 C FF 89 C SI 89 X SL 79 2-2 ① F8	C SI 88 B FF 87 B SL 79 X SI 88 2-1 1-2 2-H 3-H 1B		4	0	1	3	0	1	1
16 Brian McCann, L (1, 2) OBP: 0.381, SLG: 0.561		F FF 94 B FF 96 F FF 96 C FF 96 1-3 ① K		X FF 96 0-0 ② F8	F FF 96 B FF 96 S SL 84 X FF 95 1-2 1-2 2-3 3-H 1B		C SL 78 B SI 89 S SL 79 X FF 88 1-2 ② P6	C SL 80 D SI 84 X SL 79 1-1 ③ F9		5	0	1	1	0	1	2
7 Jeff Francoeur, R (1, 9) OBP: 0.307, SLG: 0.425		X SL 87 0-0 ② G5-3		B FF 95 X SL 86 1-0 ③ F7	S FF 96 S FF 97 F FF 96 S SL 89 0-3 ② K		F FF 89 F FF 89 B SL 78 X FF 89 1-2 ③ F7		S SL 78 X SI 86 0-1 ① F7	5	0	0	0	0	1	3
Greg Norton, S (1, 10) OBP: 0.330, SLG: 0.345		B FF 95 X FF 96 1-0 ③ G6-3			C SL 80 B SL 81 B FF 93 X FF 94 2-1 1 1B 28 1B 19 1B 1B B FF 95 C FF 95 X CH 86 1-1 ③ G4-3			F SI 90 B SL 81 T FC 85 B SL 81 S SI 90 2-3 ① K	C SI 87 B FF 89 B SI 82 X SI 88 2-1 ② G4-3	5	1	1	0	0	1	3
28 Brandon Jones, L (1, 7) OBP: 0.545, SLG: 0.900			B FF 95 X FF 94 1-0 1 SH1-3 2B		X SI 95 0-0 1 1B 19 1B 1-2 1B	C SL 81 B SL 80 X CH 86 1-1 HR		C FC 83 B SI 91 B FC 86 X FC 85 2-1 ② F8	B SL 80 X SI 88 1-0 ③ G4-3	5	2	3	1	0	0	0
1 Grégor Blanco, L (1, 8) OBP: 0.376, SLG: 0.329			C FF 93 2 SAFE X FF 93 0-1 ① SH1-3 2-3		X FF 94 0-0 19 1B HBP 1-2 2-3 1B	B FF 94 F FF 94 F FF 95 B FF 94 B FF 94 X FF 93 3-2 ① F8		C SI 90 B SL 81 C SI 90 X SL 81 1-2 2 BB 19 BB 10 BB 1B		3	2	2	0	0	0	0
Inning Stats	R: 0 E: 0 K: 1 S: 10 H: 1 LOB: 1 BB: 0 P: 16	R: 0 E: 0 K: 1 S: 5 H: 0 LOB: 0 BB: 0 P: 7	R: 0 E: 0 K: 1 S: 10 H: 1 LOB: 2 BB: 1 P: 18	R: 0 E: 0 K: 0 S: 3 H: 0 LOB: 0 BB: 0 P: 5	R: 4 E: 0 K: 2 S: 20 H: 5 LOB: 3 BB: 1 P: 31	R: 2 E: 0 K: 1 S: 15 H: 2 LOB: 0 BB: 0 P: 23	R: 0 E: 0 K: 0 S: 9 H: 0 LOB: 0 BB: 0 P: 13	R: 3 E: 0 K: 1 S: 22 H: 2 LOB: 2 BB: 3 P: 41	R: 0 E: 0 K: 0 S: 5 H: 0 LOB: 0 BB: 0 P: 8	1B: 8 2B: 1 3B: 0 HR: 2 SF: 0 SAC: 1 DP: 0 HBP: 1						

TOP

Atlanta Braves @ Los Angeles Angels

Angel Stadium of Anaheim, Anaheim, CA

Sat Jun 14 2008, 6:05 PM PDT

Att. 43,894 - Clear - 75 F

livebaseballscorecards.com

AB	37
R	9
H	11
RBI	9
BB	5
SO	7
LOB	17

PITCHER		IP	WLS	BF	H	R	ER	SO	BB	IBB	HBP	BLK	WP	HR	S	P	ERA	WHIP
54 Ervin Santana, R ERA: 3.4	(1, 1)	5.2	L	29	9	6	6	6	2	0	1	0	0	2	60	97	9.53	1.941
Darren Oliver, L ERA: 2.81	(6, 1)	1.1		4	0	0	0	0	0	0	0	0	0	0	12	16	0.00	0.000
33 Justin Speier, R ERA: 5.06	(8, 1)	0.2		6	1	3	3	1	3	0	0	0	0	0	18	34	40.50	6.000
53 Darren O'Day, R ERA: 4.07	(8, 1)	1.1		5	1	0	0	0	0	0	0	0	0	0	9	15	0.00	0.750

PITCHER	IP	WLS	BF	H	R	ER	SO	BB	IBB	HBP	BLK	WP	HR	S	P	ERA	WHIP

BOTTOM

Batter	1	2	3	4	5	6	7	8	9	AB	R	H	RBI	BB	SO	LOB
9 Chone Figgins, S (1, 5) OBP: 0.430, SLG: 0.354	C FF 94 B SI 91 B FF 91 B FF 94 C FF 94 S FF 91 3-3 K ①		F FF 93 1 SAFE B SI 89 1 SAFE B CH 80 1 SAFE F FF 93 B SI 90 B FF 93 4-2 6 2B 1-2 BB		B FF 93 B FF 92 B SI 90 C SI 90 F FF 92 F FF 92 X FF 93 3-2 F7 ③		B FF 95 C SI 92 C CH 83 F SL 81 B FF 93 B FF 93 X FF 92 3-2 6 S 1B		C FF 91 B SL 83 C FF 90 B SL 84 B SI 90 X FF 90 3-2 P3 ②	4	1	1	0	1	1	1
6 Maicer Izturis, S (1, 6) OBP: 0.324, SLG: 0.349	C FF 95 B CH 82 B CH 83 B FF 94 F FF 93 F FF 95 F FF 94 C SI 91 3-3 K ②		B FF 93 B CH 81 F FF 93 X SI 90 2-1 1B 1-H 2-H 2B			C FF 91 C SL 85 C FF 92 0-3 K ①	B FF 94 B FF 94 X FF 95 2-0 G3-1 ③ 1-2		C FF 90 X SI 90 0-1 F7 ③ 1-2	5	0	1	2	0	2	2
Garret Anderson, L (1, 10) OBP: 0.293, SLG: 0.388	B CU 76 S SI 92 B SI 91 B CH 81 X FF 94 3-1 G4-3 ③		T FF 93 C FF 93 B FF 94 F CH 80 X SL 88 1-2 27 FC6-4 2-3 1B			B FF 91 X SI 89 1-0 P3 ②		B SI 88 C SI 87 B CU 72 X SI 89 2-1 G6-3 ①		4	0	1	0	0	0	0
27 Vladimir Guerrero, R (1, 9) OBP: 0.332, SLG: 0.464		F SI 90 F SI 89 X FF 95 0-2 F7 ①	B SL 88 X SI 91 1-0 FC6-4 ③ 1-2f			B SI 88 F FF 92 F SL 84 B FF 94 F FF 92 F FF 93 X FF 93 2-2 48 2B 1B		C FF 94 F FF 95 B FF 95 B CU 77 F SI 94 F FF 94 F CU 76 F FF 96 F FF 96 2-2 X FF 86 P3 ②		4	1	1	0	0	0	2
48 Torii Hunter, R (1, 8) OBP: 0.332, SLG: 0.462		C SI 92 S CH 81 X CU 78 0-2 G6-3 ②		C SI 90 X CU 77 0-1 G1-3 ①		B SI 90 C SL 82 S CH 80 X SL 85 1-2 1-H 2B		B SI 94 F CU 76 B CH 83 C FF 95 F FF 96 B FF 95 X FF 92 3-2 2B		4	0	2	1	0	0	0
Casey Kotchman, L (1, 3) OBP: 0.352, SLG: 0.437		X SI 90 0-0 G6-3 ③		C FF 93 B SI 90 B CH 81 X CH 81 2-1 F8 ②		H FF 94 1-0 HBP		X FF 90 0-0 L4 ③		3	0	0	0	0	0	1
47 Howie Kendrick, R (1, 4) OBP: 0.344, SLG: 0.433			B FF 90 F CH 81 X FF 89 1-1 F9 ① X SI 93 0-0 G4-3 ③			B SI 89 B FF 92 S CH 80 S CH 80 S FF 94 2-3 K ③			B FF 89 B FF 88 F FF 89 X FF 90 2-1 E6 5 1B	4	1	0	0	0	1	2
24 Gary Matthews, S (1, 7) OBP: 0.320, SLG: 0.383			B CU 75 X SI 91 1-0 44 FC5-2-5 3B	B CU 74 B SI 89 C SI 89 B FF 92 X SI 92 3-1 G3-1 ①			B SI 93 B SI 92 B SI 93 C SI 93 X FF 94 3-1 G3-1 ①		B FF 91 B FF 90 B FF 90 C FF 90 F FF 91 C FF 91 3-3 K ①	4	0	1	0	0	1	1
44 Mike Napoli, R (1, 2) OBP: 0.295, SLG: 0.452 77 Reggie Willits, S (7, PH) OBP: 0.311, SLG: 0.235 5 Jeff Mathis, R (8, 2) OBP: 0.298, SLG: 0.360			B SL 84 S CH 81 B CH 79 S SI 91 B FF 94 F CH 81 X SI 91 3-2 FC5-2-5 9 6 2B 3-H ②	C SI 91 B SL 86 S CH 80 B CU 77 B FF 93 F CH 80 F FF 93 X FF 92 3-2 G4-3 ②			C FF 94 B SI 93 B FF 93 F FF 94 X SI 94 2-2 G6-3 ②		C FF 90 X FF 91 0-1 6 DI 2-H 1B	2 1 1	1 0 0	0 0 1	0 0 1	0 0 0	0 0 0	1 0 0
Inning Stats	R: 0 E: 0 K: 2 S: 10 H: 0 LOB: 0 BB: 0 P: 19	R: 0 E: 0 K: 0 S: 7 H: 0 LOB: 0 BB: 0 P: 7	R: 2 E: 0 K: 0 S: 16 H: 3 LOB: 2 BB: 1 P: 29	R: 0 E: 0 K: 0 S: 5 H: 0 LOB: 0 BB: 0 P: 7	R: 0 E: 0 K: 0 S: 11 H: 0 LOB: 0 BB: 0 P: 20	R: 1 E: 0 K: 2 S: 15 H: 2 LOB: 2 BB: 0 P: 22	R: 0 E: 0 K: 0 S: 10 H: 1 LOB: 1 BB: 0 P: 20	R: 0 E: 0 K: 0 S: 15 H: 1 LOB: 1 BB: 0 P: 22	R: 1 E: 1 K: 1 S: 12 H: 1 LOB: 1 BB: 0 P: 20	1B: 4 2B: 3 3B: 1 HR: 0 SF: 0 SAC: 0 DP: 0 HBP: 1						WP: 0 PB: 0 SB: 1 CS: 0 PA: 38	

PITCHER		IP	WLS	BF	H	R	ER	SO	BB	IBB	HBP	BLK	WP	HR	S	P	ERA	WHIP
50 Charlie Morton, R ERA: 4.5	(1, 1)	6.0	W	25	5	3	3	4	1	0	1	0	0	0	64	104	4.50	1.000
46 Manny Acosta, R ERA: 4.41	(7, 1)	1.0	H	4	1	0	0	0	0	0	0	0	0	0	10	20	0.00	1.000
Royce Ring, L ERA: 4.05	(8, 1)	0.1		1	0	0	0	0	0	0	0	0	0	0	2	4	0.00	0.000
56 Blaine Boyer, R ERA: 3.99	(8, 1)	0.1		2	1	0	0	0	0	0	0	0	0	0	12	17	0.00	3.000
Will Ohman, L ERA: 2.15	(8, 1)	1.1		6	1	1	0	1	0	0	0	0	0	0	13	21	0.00	0.750

PITCHER	IP	WLS	BF	H	R	ER	SO	BB	IBB	HBP	BLK	WP	HR	S	P	ERA	WHIP

Atlanta Braves @ Los Angeles Angels

Angel Stadium of Anaheim, Anaheim, CA

Sat Jun 14 2008, 6:05 PM PDT

Att. 43,894 - Clear - 75 F

livebaseballscorecards.com

AB	36
R	4
H	8
RBI	4
BB	1
SO	5
LOB	10

Batter	1	2	3	4	5	6	7	8	9	AB	R	H	RBI	BB	SO	LOB
19 Yunel Escobar, R (1, 6) OBP: 0.379, SLG: 0.408	F FF 91 B FF 92 F CH 80 X CU 79 1-2 2 1B 1B		B FF 91 B FF 91 B SI 91 C FF 90 C SI 91 X FF 93 3-2 ② G6-3			B CU 76 B CH 81 C FF 91 B CH 81 C SI 91 X FF 92 3-2 7 WP 1B 1B		B SI 93 B SI 92 B SI 91 C SI 91 B SI 90 4-1 BB		3	0	2	0	1	0	0
2 Kelly Johnson, L (1, 4) OBP: 0.350, SLG: 0.466	L SI 91 C CU 78 1 SAFE B CU 79 X SI 92 1-2 G5-4-3 1-2 1B		C CU 77 X SI 91 0-1 ③ F7			B SL 83 S CU 79 X FF 90 1-1 ① P5		L SI 91 B SI 92 F SI 92 B SI 93 F SI 93 D CU 81 X SI 93 3-2 ② F9		4	0	1	0	0	0	2
10 Chipper Jones, S (1, 10) OBP: 0.491, SLG: 0.645	B SI 92 B SI 92 C SI 92 C CH 82 S SI 93 2-3 ① K			C CU 76 X FF 91 0-1 ① F7		B SI 91 S FF 92 C CH 83 F CH 82 B FF 92 B FF 93 1 SAFE X CH 82 3-2 ② F7		C CU 81 B SI 94 C SI 92 X SI 94 1-2 ③ L6		4	0	0	0	0	1	4
Mark Teixeira, S (1, 3) OBP: 0.367, SLG: 0.448	X SI 92 0-0 ②③ G5-4-3 1-2f			C FF 92 X SI 91 0-1 ② G1-3		F FF 92 B SI 93 B FF 93 S CH 83 F SI 93 X FF 93 2-2 7 WP 1-2 1B			C FF 92 F CH 84 B CU 80 S CU 80 1-3 ① K	4	0	1	0	0	1	2
7 Jeff Francoeur, R (1, 9) OBP: 0.303, SLG: 0.419		B CH 79 F SI 90 X SI 91 1-1 ① G1-3		X CH 80 0-0 ③ G5-3		S SI 93 B FF 91 S CH 84 B FF 93 B CH 83 X CH 83 3-2 ③ F8 1-2 2-3			C CU 78 X CU 78 0-1 ② F8	4	0	0	0	0	0	2
4 Omar Infante, R (1, 5) OBP: 0.341, SLG: 0.387 Greg Norton, S (9, PH) OBP: 0.327, SLG: 0.341		X SI 91 0-0 ② F8			B SI 89 C CH 80 B FF 91 B SI 91 X SI 90 3-1 ① F9		C CU 74 B CU 78 F CH 82 X CU 79 1-2 ① G5-3		C CU 77 F CH 85 B CU 77 S CU 80 1-3 ③ K	3 1	0 0	0 0	0 0	0 0	0 1	0 0
28 Brandon Jones, L (1, 7) OBP: 0.500, SLG: 0.769		B FF 91 C FF 92 X SL 84 1-1 1B			B SL 83 C SI 91 S SI 91 B CU 79 B SI 91 X FF 92 3-2 ② G1-3		B CU 76 B SI 91 S SI 90 C SI 91 B SI 92 X FF 92 3-2 ② G3			3	0	1	0	0	0	0
Corky Miller, R (1, 2) OBP: 0.200, SLG: 0.194		B SI 91 C SI 92 X SI 92 1-1 ③ G3			X SI 92 0-0 1B		B CH 83 F SI 91 S CH 82 S CH 82 1-3 ③ K			3	0	1	0	0	1	1
1 Grégor Blanco, L (1, 8) OBP: 0.370, SLG: 0.323			B FF 90 F SI 90 X SI 91 1-1 ① G1-3		F SI 91 C CU 79 S CU 78 0-3 ③ K			F FF 91 X CU 80 0-1 ① G4-3		3	0	0	0	0	1	1
Inning Stats	R: 0 E: 0 K: 1 S: 10 H: 2 LOB: 1 BB: 0 P: 14	R: 0 E: 0 K: 0 S: 7 H: 1 LOB: 1 BB: 0 P: 10	R: 0 E: 0 K: 0 S: 7 H: 0 LOB: 0 BB: 0 P: 11	R: 0 E: 0 K: 0 S: 5 H: 0 LOB: 0 BB: 0 P: 5	R: 0 E: 0 K: 1 S: 9 H: 1 LOB: 1 BB: 0 P: 15	R: 0 E: 0 K: 0 S: 16 H: 2 LOB: 2 BB: 0 P: 28	R: 0 E: 0 K: 1 S: 9 H: 0 LOB: 0 BB: 0 P: 14	R: 0 E: 0 K: 0 S: 10 H: 0 LOB: 1 BB: 1 P: 18	R: 0 E: 0 K: 2 S: 8 H: 0 LOB: 0 BB: 0 P: 10	1B: 6 2B: 0 3B: 0 HR: 0 SF: 0 SAC: 0 DP: 1 HBP: 0						

PITCHER		IP	WLS	BF	H	R	ER	SO	BB	IBB	HBP	BLK	WP	HR	S	P	ERA	WHIP
51 Joe Saunders, L ERA: 3.06	(1, 1)	7.1	W	27	6	0	0	3	0	0	0	0	1	0	65	99	0.00	0.818
62 Scot Shields, R ERA: 2.81	(8, 1)	0.2	H	3	0	0	0	0	1	0	0	0	0	0	8	16	0.00	1.500
Francisco Rodríguez, R ERA: 2.03	(9, 1)	1.0	S	3	0	0	0	2	0	0	0	0	0	0	8	10	0.00	0.000

PITCHER	IP	WLS	BF	H	R	ER	SO	BB	IBB	HBP	BLK	WP	HR	S	P	ERA	WHIP

TOP

Atlanta Braves @ Los Angeles Angels

Angel Stadium of Anaheim, Anaheim, CA

Sun Jun 15 2008, 5:05 PM PDT

Att. 43,723 - Clear - 79 F

livebaseballscorecards.com

AB	32
R	0
H	6
RBI	0
BB	1
SO	5
LOB	12

WP: 1 PA: 33
PB: 0
SB: 0
CS: 0

Atlanta Braves @ Los Angeles Angels

Angel Stadium of Anaheim, Anaheim, CA

Sun Jun 15 2008, 5:05 PM PDT

Att. 43,723 - Clear - 79 F

livebaseballscorecards.com

BOTTOM

Batter	1	2	3	4	5	6	7	8	9	AB	R	H	RBI	BB	SO	LOB
9 Chone Figgins, S (1, 5) OBP: 0.426, SLG: 0.351	C FF 84 X SI 84 0-1 6 G3-6 1B			C SI 86 B SL 81 X SL 82 1-1 ① G3		S CU 67 F CH 75 B FF 83 F CU 72 X SI 83 1-2 ①② F9 1-2		B FF 85 F CH 75 B SL 81 B SI 84 C CH 74 T CU 69 3-2 ③ K		4	0	1	0	0	1	3
6 Maicer Izturis, S (1, 6) OBP: 0.319, SLG: 0.344	B SI 85 C SI 84 1 SAFE C SI 86 X CH 74 1-2 ①② G3-6 1-2f			C CH 75 F FC 82 S CU 72 0-3 ② K		S CH 75 B CU 70 C FF 88 X FF 88 1-2 ③ G4-3				3	0	0	0	0	1	1
Garret Anderson, L (1, 7) OBP: 0.289, SLG: 0.383	C SI 87 S CH 76 S CU 72 0-3 ③ K			B FF 87 X SL 81 1-0 ③ L4			B CH 74 F CH 75 C FF 86 S CU 71 1-3 ① K2-3			3	0	0	0	0	2	0
27 Vladimir Guerrero, R (1, 10) OBP: 0.336, SLG: 0.471		B CU 70 X CH 76 1-0 ① G3			S SL 79 B FF 84 B CH 75 F FF 87 X FF 89 2-2 HR 2B		B CU 68 F CH 74 B SL 81 F CH 75 F CU 71 B CU 70 X SL 76 3-2 48 G6-4-3 1B			3	1	2	0	0	0	0
48 Torii Hunter, R (1, 8) OBP: 0.329, SLG: 0.457		X SL 80 0-0 ② F8			F CH 76 D SL 80 B SL 80 D CH 75 S SL 81 S CU 71 3-3 ① K		X SI 83 0-0 ②③ G6-4-3 1-2f			3	0	0	0	0	1	2
Casey Kotchman, L (1, 3) OBP: 0.351, SLG: 0.448		C FF 87 C FF 86 B CH 76 F FF 88 X CU 72 1-2 ③ G4-3			F SL 81 B SL 81 X CH 74 1-1 2-H HR			F CU 68 S FF 84 B CU 71 F SI 83 S FF 87 1-3 ① K		3	1	1	2	0	1	0
47 Howie Kendrick, R (1, 4) OBP: 0.343, SLG: 0.430			C SI 85 S SL 80 S CH 76 0-3 ① K		X SL 81 0-0 ② G4-3			C SL 79 X CH 76 0-1 5 1B		3	0	1	0	0	1	0
24 Gary Matthews, S (1, 9) OBP: 0.317, SLG: 0.378			C SI 86 S CH 76 B CH 75 B CU 71 F CH 75 X CH 77 2-2 ② G6-3		C FF 87 S CU 70 B CH 76 X FF 87 1-2 ③ G6-3			1 SAFE X SI 83 0-0 ② F7		3	0	0	0	0	0	1
5 Jeff Mathis, R (1, 2) OBP: 0.308, SLG: 0.369			B FF 88 X SL 79 1-0 ③ F7			B SL 79 F FF 84 B SL 81 X SL 79 2-1 9 CS 1B		B FF 86 1 SAFE B SI 84 C SL 79 F CH 72 1 SAFE F FF 87 1 SAFE X CU 70 2-2 1-2 1B		3	0	2	0	0	0	0
Inning Stats	R: 0 E: 0 K: 1 S: 8 H: 1 LOB: 0 BB: 0 P: 9	R: 0 E: 0 K: 0 S: 6 H: 0 LOB: 0 BB: 0 P: 8	R: 0 E: 0 K: 1 S: 8 H: 0 LOB: 0 BB: 0 P: 11	R: 0 E: 0 K: 1 S: 6 H: 0 LOB: 0 BB: 0 P: 8	R: 2 E: 0 K: 1 S: 12 H: 2 LOB: 0 BB: 0 P: 19	R: 0 E: 0 K: 0 S: 9 H: 1 LOB: 0 BB: 0 P: 13	R: 0 E: 0 K: 1 S: 8 H: 1 LOB: 0 BB: 0 P: 12	R: 0 E: 0 K: 2 S: 14 H: 2 LOB: 2 BB: 0 P: 20		1B: 5 2B: 1 3B: 0 HR: 1 SF: 0 SAC: 0 DP: 2 HBP: 0						

	AB	28
	R	2
	H	7
	RBI	2
	BB	0
	SO	7
	LOB	7

PITCHER	IP	WLS	BF	H	R	ER	SO	BB	IBB	HBP	BLK	WP	HR	S	P	ERA	WHIP
57 Jorge Campillo, R (1, 1) ERA: 2.17	8.0	L	28	7	2	2	7	0	0	0	0	0	1	71	100	2.25	0.875

PITCHER	IP	WLS	BF	H	R	ER	SO	BB	IBB	HBP	BLK	WP	HR	S	P	ERA	WHIP

WP: 0 PA: 28
PB: 0
SB: 0
CS: 1

Atlanta Braves @ Colorado Rockies

Coors Field, Denver, CO

Mon Jun 16 2008, 6:05 PM MDT

Att. 25,120 - Partly Cloudy - 75 F

TOP

livebaseballscorecards.com

Batter	1	2	3	4	5	6	7	8	9	AB	R	H	RBI	BB	SO	LOB
19 Yunel Escobar, R (1, 6) OBP: 0.379, SLG: 0.406	X FF 95 0-0 ① G4-3		B SL 84 B FF 96 F CH 85 B FF 96 F FF 95 B FF 94 4-2 2 G4-3 BB		B SL 84 B FF 93 F SI 94 B FF 93 T FF 94 X FF 94 3-2 2 BB 10 1B 1-2 1B	C FF 91 S SL 86 B SL 86 D SL 86 B FF 91 X SL 84 3-2 ②③ G6-4-3 1-2f		B SL 80 X SL 79 1-0 ② G6-3		4	1	1	0	1	0	3
2 Kelly Johnson, L (1, 4) OBP: 0.354, SLG: 0.462	C FF 95 S CH 86 B FF 98 B FF 97 B CH 87 F FF 96 B FF 99 4-2 10 WP 16 1B BB		C FF 93 B FF 93 B FF 95 X FF 94 2-1 ① G4-3 1-2		C FF 95 F FF 94 F CH 86 F FF 95 B SL 86 B CH 85 F FF 95 B FF 92 F FF 93 4-2 F FF 85 B FF 94 10 E 10 1B FC3-6 1-2 2-3 BB		B FF 88 B FF 89 B FF 89 C FF 90 F FF 89 B FF 89 4-2 10 1B 7 2B BB	F FF 93 B SL 81 X FF 93 1-1 ③ G3		2	2	0	0	3	0	1
10 Chipper Jones, S (1, 5) OBP: 0.493, SLG: 0.643	B FF 98 B FF 97 B CH 87 C FF 97 B CH 86 4-1 16 1B 1-2 BB		B FF 96 B FF 95 S FF 93 B CH 86 C FF 95 C SL 86 3-3 ② K		F FF 96 D FF 95 B FF 94 B CH 86 X SI 95 3-1 E9 FC3-6 1-3 2-H 3-H 1B		F FF 89 C FF 89 F FF 90 X CH 81 0-2 7 2B 1-2 1B	X FF 90 0-0 ① L7		4	1	2	2	1	1	1
Mark Teixeira, S (1, 3) OBP: 0.361, SLG: 0.440	C FF 96 B FF 97 B FF 96 B FF 98 S SI 96 C FF 96 3-3 ② K		B FF 95 B FF 96 C S SI 96 S CH 87 2-3 ③ K		C FF 94 B FF 93 X FF 94 1-1 ② FC3-6 1-2f 3-H		B CU 75 B FF 89 C CH 80 S FF 89 F FF 88 S CH 80 2-3 ① K	B SL 76 B SL 80 C FF 91 B FF 91 S FF 92 S SL 80 3-3 ② K		5	0	0	1	0	4	6
16 Brian McCann, L (1, 2) OBP: 0.381, SLG: 0.557	C SI 96 X CH 86 0-1 ③ 1-2 2-H 1B			C FF 92 B SL 86 B SL 83 F FF 96 F FF 97 X CU 76 2-2 ① F9	C FF 91 T FF 94 B FF 94 F CH 89 B FF 90 C CU 78 2-3 ③ K		B FF 89 B FF 89 B FF 89 X FF 88 3-0 ② F5		B SI 93 B SL 79 F FF 92 F FF 93 X SL 82 2-2 28 WP 7 1B 28 1B 1B	5	1	2	0	0	1	3
7 Jeff Francoeur, R (1, 9) OBP: 0.305, SLG: 0.422		C FF 94 B FF 95 X 1-1 ① G4-3		C FF 96 B FF 96 B FF 94 X FF 96 2-1 ② F8		B FF 92 X SL 82 1-0 ① G5-3	X FF 89 0-0 28 1B 1-H 2-H 2B		B SL 81 X FF 91 1-0 28 WP 28 1B 1-2 1B	5	1	2	2	0	0	0
28 Brandon Jones, L (1, 7) OBP: 0.526, SLG: 0.706		C FF 96 C FF 97 S FF 97 0-3 ② K		C CU 72 F FF 95 F FF 96 S CU 75 0-3 ③ K		B SL 83 F FS 89 S SL 81 H FF 91 2-2 1 1B HBP	B CH 80 X 1-0 1 FC6-4 2-3 1B		C FF 93 B SL 80 F FF 92 F FF 92 X SL 82 1-2 1-H 2-H 1B	4	0	2	2	0	2	0
1 Grégor Blanco, L (1, 8) OBP: 0.376, SLG: 0.327		X FF 95 0-0 1B			B FF 90 B FF 94 B SI 91 C FF 91 B FF 92 4-1 49 FC1-6 BB	C FF 92 F FF 92 B FS 88 B SL 84 X SL 84 2-2 49 BB 1-3 1B	B CH 80 X CH 79 1-0 ③ FC6-4 1-2f	C FF 93 B FF 92 S SL 81 F SL 81 F FF 93 B SL 83 X FF 92 2-2 ③ F8		4	0	2	0	1	0	3
49 Jair Jurrjens, R (1, 1) OBP: 0.219, SLG: 0.179 Will Ohman, L (8, 1) 30 Jeff Bennett, R (9, 1) OBP: 0.250, SLG: 0.143		1 SAFE C FF 94 1 SAFE F FF 95 1 SAFE P PO 88 F FF 96 1 SAFE F 2-3 1 SAFE B F S ③ K			L FF 91 X FF 94 0-1 ① FC1-6 2 BB 19 1B 10 1B 1-2f	B FF 92 D SL 85 B FF 92 B FF 91 4-0 19 G6-4-3 1-2 BB		C FF 91 S SL 79 X SL 80 0-2 ① P4		3	1	0	0	1	1	2
										0	0	0	0	0	0	0
										0	0	0	0	0	0	0

	AB	36
	R	7
	H	11
	RBI	7
	BB	7
	SO	9
	LOB	19

Inning Stats	1	2	3	4	5	6	7	8	9	1B: 10	SF: 0	WP: 2	PA: 44
	R: 0 E: 0 K: 1 S: 10	H: 1 LOB: 2 BB: 2 P: 21	R: 0 E: 0 K: 2 S: 13	H: 1 LOB: 1 BB: 0 P: 15	R: 0 E: 0 K: 2 S: 11	H: 0 LOB: 1 BB: 1 P: 22	R: 0 E: 0 K: 1 S: 10	H: 0 LOB: 0 BB: 0 P: 14	R: 3 E: 1 K: 1 S: 21	H: 2 LOB: 1 BB: 2 P: 38	R: 0 E: 0 K: 0 S: 9	H: 1 LOB: 2 BB: 1 P: 21	R: 2 E: 0 K: 1 S: 15	H: 3 LOB: 2 BB: 1 P: 26	R: 0 E: 0 K: 0 S: 6	H: 0 LOB: 0 BB: 0 P: 8	R: 2 E: 0 K: 1 S: 17	H: 3 LOB: 1 BB: 0 P: 26	2B: 1 3B: 0 HR: 0	SAC: 0 DP: 1 HBP: 1	PB: 0 SB: 0 CS: 0	

PITCHER		IP	WLS	BF	H	R	ER	SO	BB	IBB	HBP	BLK	WP	HR	S	P	ERA	WHIP
38 Ubaldo Jiménez, R ERA: 4.85	(1, 1)	5.0	L	23	4	3	2	7	5	0	0	0	1	0	65	110	3.60	1.800
Luis Vizcaino, R ERA: 9.0	(6, 1)	1.0		5	1	0	0	0	1	0	1	0	0	0	9	21	0.00	2.000
34 Matt Herges, R ERA: 3.93	(7, 1)	1.0		7	3	2	2	1	1	0	0	0	0	0	15	26	18.00	4.000
60 Manny Corpas, R ERA: 6.37	(8, 1)	2.0		9	3	2	2	1	0	0	0	0	1	0	23	34	9.00	1.500

PITCHER	IP	WLS	BF	H	R	ER	SO	BB	IBB	HBP	BLK	WP	HR	S	P	ERA	WHIP

Atlanta Braves @ Colorado Rockies

Coors Field, Denver, CO

Mon Jun 16 2008, 6:05 PM MDT

Att. 25,120 - Partly Cloudy - 75 F

livebaseballscorecards.com

BOTTOM

Batter	1	2	3	4	5	6	7	8	9	AB	R	H	RBI	BB	SO	LOB
Willy Taveras, R (1, 8) OBP: 0.294, SLG: 0.292	X FF 93 0-0 ① B5-3		B CH 86 B FF 92 B CH 86 B SI 94 4-0 BB		F FF 93 L SL 82 C SL 81 0-3 ② K		X CH 84 0-0 ③ G5-3		B FF 93 C SL 86 B FF 93 F FF 92 B FF 93 B FF 92 4-2 1-2 BB	3	0	0	0	1	1	3
60 Manny Corpas, R (8, 1)										0	0	0	0	0	0	0
19 Ryan Spilborghs, R (9, PH) OBP: 0.408, SLG: 0.464										0	0	0	0	1	0	0
24 Ian Stewart, L (1, 4) OBP: 0.271, SLG: 0.463	C FF 93 B FF 93 F CH 86 S FF 94 1-3 ② K		B FF 94 F CH 85 S FF 93 F FF 94 X SI 94 1-2 ③ G6-3		F FF 93 S FF 92 B FC 93 B CH 86 D CH 85 F FF 91 F FF 93 X FF 93 3-2 ③ P6			S FC 91 F CH 84 F FC 93 B SL 82 C FC 94 1-3 ① K	C FF 93 F FF 94 C FF 94 0-3 ② K	5	0	0	0	0	3	5
Matt Holliday, R (1, 7) OBP: 0.402, SLG: 0.528	B FF 93 S FF 92 S SL 84 B FF 95 S FF 93 2-3 ③ K			X FF 94 0-0 27 1B 2B		X FF 91 0-0 27 G6-3 1B		B CH 86 C CH 85 S SL 82 F SL 82 B FF 94 B SI 93 X SL 83 3-2 ② F7	C SI 95 B SL 86 F FF 94 B FF 94 F FF 93 X FF 93 2-2 ③ P4	5	0	2	0	0	1	2
17 Todd Helton, L (1, 3) OBP: 0.403, SLG: 0.417		X FF 91 0-0 ① G6-3		C FF 93 B FC 93 X FF 94 1-1 ① F8		B FF 90 X FF 92 1-0 ① L7		C FF 91 B CH 86 X CH 85 1-1 27 1B 1B		4	0	1	0	0	0	2
27 Garrett Atkins, R (1, 5) OBP: 0.339, SLG: 0.479		C SI 93 F SL 84 B FF 91 B CH 85 X CH 85 2-2 ② F8		X FF 94 0-0 2-3 1B		C CH 84 1 SAFE C SI 94 B FF 94 X SI 94 1-2 ②③ G6-3 1-2f		X FF 93 0-0 1-2 1B		4	0	2	0	0	0	1
11 Brad Hawpe, L (1, 9) OBP: 0.352, SLG: 0.425		S CH 85 B FF 93 X FF 93 1-1 ③ G6-3		F FF 93 C FF 95 B FF 87 B FF 95 S CH 86 2-3 ② K			F FF 90 X FF 91 0-1 3B	B FF 91 S SL 80 X SL 82 1-1 ③ F7		4	0	1	0	0	1	4
20 Chris Iannetta, R (1, 2) OBP: 0.376, SLG: 0.553			X CH 84 0-0 ① F8 D CH 87 X SL 83 1-0 ③ F8				B CH 85 B CH 84 D FF 92 C FF 92 B FF 93 4-1 BB		C FF 93 B FF 93 B SL 84 B FF 92 B FF 92 4-1 6 G4-3 6 DI 22 1B BB	2	1	0	0	2	0	2
6 Omar Quintanilla, L (1, 6) OBP: 0.273, SLG: 0.361			C FF 91 S CH 83 F FF 93 X SI 94 0-2 2B		B FF 92 C FF 91 B CH 85 X FF 92 2-1 ① G3		F FF 91 S FF 92 F FF 93 B FF 92 S CH 85 1-3 ① K		B FF 92 B FF 92 C FF 92 S FF 92 X FF 92 2-2 ① G4-3 1-3	4	0	1	0	0	1	3
38 Ubaldo Jiménez, R (1, 1) 28 Aaron Cook, R (5, PH) OBP: 0.313, SLG: 0.267 Luis Vizcaíno, R (6, 1) 34 Matt Herges, L (7, 1) 22 Scott Podsednik, L (7, PH) OBP: 0.321, SLG: 0.323 (8, 8)			C FF 92 S SI 94 F SI 94 S SL 82 0-3 ② K		X FF 93 0-0 1B		F SI 92 X FF 94 0-1 ② P5		C FF 92 B FF 93 B SL 85 X FF 92 2-1 19 BB 1B 3-H	1 1 0 0 2	0 0 0 0 0	0 1 0 0 1	0 0 0 0 1	0 0 0 0 1	1 0 0 0 0	1 0 0 0 2
Inning Stats	R: 0 E: 0 K: 2 S: 7 H: 0 LOB: 0 BB: 0 P: 10	R: 0 E: 0 K: 0 S: 6 H: 0 LOB: 0 BB: 0 P: 9	R: 0 E: 0 K: 1 S: 13 H: 1 LOB: 2 BB: 1 P: 18	R: 0 E: 0 K: 1 S: 8 H: 2 LOB: 2 BB: 0 P: 12	R: 0 E: 0 K: 1 S: 11 H: 1 LOB: 1 BB: 0 P: 16	R: 0 E: 0 K: 0 S: 5 H: 1 LOB: 0 BB: 0 P: 7	R: 0 E: 0 K: 1 S: 10 H: 1 LOB: 2 BB: 1 P: 15	R: 0 E: 0 K: 1 S: 13 H: 2 LOB: 2 BB: 0 P: 19	R: 1 E: 0 K: 1 S: 15 H: 1 LOB: 2 BB: 2 P: 29	1B: 6 2B: 2 3B: 1 HR: 0	SF: 0 SAC: 0 DP: 1 HBP: 0				WP: 0 PB: 0 SB: 0 CS: 0	PA: 39	

	AB	35
	R	1
	H	9
	RBI	1
	BB	4
	SO	8
	LOB	25

PITCHER		IP	WLS	BF	H	R	ER	SO	BB	IBB	HBP	BLK	WP	HR	S	P	ERA	WHIP
49 Jair Jurrjens, R ERA: 3.43	(1, 1)	7.2	W	32	8	0	0	7	2	0	0	0	0	0	71	103	0.00	1.304
Will Ohman, L ERA: 2.12	(8, 1)	0.1		1	0	0	0	0	0	0	0	0	0	0	2	3	0.00	0.000
30 Jeff Bennett, R ERA: 4.56	(9, 1)	1.0		6	1	1	1	1	2	0	0	0	0	0	15	29	9.00	3.000

PITCHER	IP	WLS	BF	H	R	ER	SO	BB	IBB	HBP	BLK	WP	HR	S	P	ERA	WHIP

Atlanta Braves @ Texas Rangers

Rangers Ballpark in Arlington, Arlington, TX

Tue Jun 17 2008, 8:05 PM EDT

Att. 33,558 - Clear - 83 F

TOP

livebaseballscorecards.com

Batter	1	2	3	4	5	6	7	8	9	AB	R	H	RBI	BB	SO	LOB
19 Yunel Escobar, R (1, 6) OBP: 0.373, SLG: 0.399	B FF 93 B FF 95 X FF 94 2-0 G1-3 ①			X FF 94 0-0 F9 ①		C SI 92 B FS 86 B SI 93 1 SAFE B SI 90 X SI 92 3-1 E9 1-3		B SI 85 B SI 85 F SI 84 X SI 85 2-1 F9 ①	X FF 94 0-0 F8 ③	5	0	0	0	0	0	2
2 Kelly Johnson, L (1, 4) OBP: 0.349, SLG: 0.454	X FF 93 0-0 F7 ②			C FF 93 B FF 94 C CU 74 C SI 93 1-3 K ②		B SI 93 F FF 93 X SI 92 1-1 P5 ①		C SI 85 X SI 85 0-1 L7 ②		4	0	0	0	0	1	2
10 Chipper Jones, S (1, 10) OBP: 0.493, SLG: 0.638	S B F B X 2-2 G4-3 ③			B SL 78 B X 2-0 F7 ③		B FS 86 F FF 94 B FF 94 F FF 94 B SL 84 B SI 92 4-2 BB		B SI 85 B SI 85 F SI 84 B SI 86 B SI 84 4-1 16 HR BB BB		2	1	0	0	2	0	0
Mark Teixeira, S (1, 3) OBP: 0.359, SLG: 0.437		B FF 95 B FF 94 C FS 80 X FF 89 2-1 F8 ①			B CH 76 C CH 82 B CU 76 S SI 95 X SI 94 2-2 G6-3 ①	B FF 95 X SI 95 1-0 SF8 ② 3-H		C SI 86 B SI 86 B SI 86 B SI 86 F SI 86 B SI 87 4-2 16 HR 1-2 BB		2	1	0	1	1	0	0
16 Brian McCann, L (1, 2) OBP: 0.383, SLG: 0.573		S FF 95 X SI 93 0-1 G4-3 ②			B F FF 95 X FF 95 1-1 2B	F CU 69 C SI 93 B FF 93 F EP 69 B SL 81 B SI 93 X SL 80 3-2 F8 ③		F SI 86 C SI 86 F SL 80 X SL 80 0-2 HR 1-H 2-H		4	1	2	3	0	0	2
7 Jeff Francoeur, R (1, 9) OBP: 0.301, SLG: 0.416		F FF 96 F FF 95 F FS 84 S SI 95 0-3 K ③			C SL 78 C SI 95 B FF 94 C SI 94 1-3 K ②	C EP 71 B S FS 80 C SI 92 1-3 K ③	C SI 92 F FC 89 S CU 77 0-3 K ①	F SI 85 X CH 77 0-1 F8 ③		4	0	0	0	0	3	1
28 Brandon Jones, L (1, 7) OBP: 0.522, SLG: 0.762			B FF 93 X SI 94 1-0 G4-3 ①				X SI 92 0-0 2B		C FF 93 X SL 83 0-1 2B	4	0	2	0	0	1	1
4 Omar Infante, R (1, 5) OBP: 0.337, SLG: 0.418			S FF 94 B FF 95 C SI 94 F SI 94 F FS 84 B SL 84 X SI 94 2-2 G5-3 ②			B FF 93 B FF 93 C FF 92 C SI 92 B SL 79 X SI 92 3-2 HR	F FC 89 B FC 90 X SI 93 1-1 L8 ②		B FF 92 C CH 83 C CU 77 X SI 94 1-2 G1-3 ①	4	1	1	1	0	0	2
1 Grégor Blanco, L (1, 8) OBP: 0.375, SLG: 0.323 Greg Norton, S (9, PH) OBP: 0.324, SLG: 0.337			C FF 94 C FF 94 B SI 94 X SL 83 1-2 P2 ③			F SI 93 C SI 93 B FF 94 B CH 81 B FF 93 F FF 93 B SI 93 4-2 19 E SF8 BB	C FC 90 F FC 91 B SI 92 B CU 79 B SI 94 X SI 93 3-2 G6-3 ③		D CU 75 B CH 84 F SI 94 X SI 94 2-1 G1-3 ②	2 1	1 0	0 0	0 0	1 0	0 0	1 1
Inning Stats	R: 0 E: 0 K: 0 S: 5 H: 0 LOB: 0 BB: 0 P: 9	R: 0 E: 0 K: 1 S: 8 H: 0 LOB: 0 BB: 0 P: 10	R: 0 E: 0 K: 0 S: 9 H: 0 LOB: 0 BB: 0 P: 13	R: 0 E: 0 K: 1 S: 5 H: 0 LOB: 0 BB: 0 P: 8	R: 0 E: 0 K: 2 S: 11 H: 1 LOB: 1 BB: 0 P: 16	R: 2 E: 1 K: 0 S: 16 H: 1 LOB: 2 BB: 2 P: 35	R: 0 E: 0 K: 1 S: 9 H: 1 LOB: 1 BB: 0 P: 13	R: 3 E: 0 K: 0 S: 13 H: 1 LOB: 0 BB: 2 P: 23	R: 0 E: 0 K: 0 S: 8 H: 1 LOB: 1 BB: 0 P: 11	1B: 0 2B: 3 3B: 0 HR: 2 SF: 1 SAC: 0 DP: 0 HBP: 0						

	AB	32
	R	5
	H	5
	RBI	5
	BB	4
	SO	5
	LOB	12

PITCHER		IP	WLS	BF	H	R	ER	SO	BB	IBB	HBP	BLK	WP	HR	S	P	ERA	WHIP
44 Vicente Padilla, R ERA: 3.73	(1, 1)	6.0	W	23	2	2	1	4	2	0	0	0	0	1	54	91	1.50	0.667
Jamey Wright, R ERA: 3.89	(7, 1)	1.0		4	1	0	0	1	0	0	0	0	0	0	9	13	0.00	1.000
Eddie Guardado, L ERA: 4.03	(8, 1)	1.0		6	1	3	3	0	2	0	0	0	0	1	13	23	27.00	3.000
36 C.J. Wilson, L ERA: 4.34	(9, 1)	1.0	S	4	1	0	0	0	0	0	0	0	0	0	8	11	0.00	1.000

PITCHER		IP	WLS	BF	H	R	ER	SO	BB	IBB	HBP	BLK	WP	HR	S	P	ERA	WHIP

WP: 0 PB: 0 SB: 0 CS: 0 PA: 37

Atlanta Braves @ Texas Rangers

Rangers Ballpark in Arlington, Arlington, TX

Tue Jun 17 2008, 8:05 PM EDT

Att. 33,558 - Clear - 83 F

BOTTOM

Batter	1	2	3	4	5	6	7	8	9	AB	R	H	RBI	BB	SO	LOB
5 Ian Kinsler, R (1, 4) OBP: 0.356, SLG: 0.488	S SI 90 S SI 90 F SI 91 S FF 92 0-3 ① K		B FF 92 S FC 86 S FC 86 1 SAFE B FC 86 B FC 87 B FC 87 4-2 10 FC4-6 1-2 BB		C SI 88 F SI 89 F SI 90 X CU 73 0-2 10 G3 32 WP 2B		C FF 93 B FF 93 B FF 94 C FF 94 F CU 78 X FF 94 2-2 ① F9			3	1	1	0	1	1	0
10 Michael Young, R (1, 6) OBP: 0.344, SLG: 0.415	C SI 90 C FF 90 B FC 87 B FC 87 F FF 91 C SI 92 2-3 ② K		F SI 92 F SI 91 B FC 86 B SI 92 F SI 93 X SI 92 2-2 ① FC4-6 32 BB 1B 1-2f 2-3 3-H		C FC 84 X SI 91 0-1 ① G3 2-3		X FF 94 0-0 ② G1-3			4	1	0	1	0	1	3
32 Josh Hamilton, L (1, 9) OBP: 0.361, SLG: 0.595	X FC 86 0-0 HR		B SI 90 B SI 90 1 SAFE B SI 91 B SI 91 4-0 1B 7 SF8 1-2 BB		B SI 90 B FF 92 B FF 91 C FF 91 X FF 91 3-1 ② G4-3 3-H		B CH 84 F FF 94 F CH 83 B CU 78 B FF 96 F FF 95 B FF 95 4-2 41 1B BB			2	2	1	1	2	0	0
Milton Bradley, S (1, 10) OBP: 0.452, SLG: 0.628 41 Brandon Boggs, S (3, PR) OBP: 0.326, SLG: 0.413 (4, 10)	X SI 91 0-0 ③ G4-3		C FF 91 B SI 90 B FS 81 B SI 91 F SI 90 X SI 91 3-2 1-3 2-H 3-H 1B		X CH 81 0-0 ③ G4-3		1 SAFE B FF 94 C FF 94 D CH 83 X FF 93 2-1 1-2 1B			2 2	0 0	1 1	2 0	0 0	0 0	0 0
7 David Murphy, L (1, 7) OBP: 0.314, SLG: 0.464		B SI 89 B SI 89 X SI 89 2-0 ① F8	B FF 91 B FS 81 X FF 91 2-0 ② SF8 3-H			C FF 91 C FF 91 F SL 80 X SL 84 0-2 ① G6-3	X FF 94 0-0 ③ F8			3	0	0	1	0	0	2
22 Marlon Byrd, R (1, 8) OBP: 0.357, SLG: 0.443		C FF 89 S FC 86 S FC 85 0-3 ② K	1 SAFE B FC 85 F SI 91 X SI 90 1-1 ③ G4-3			B SI 88 C FF 92 X CH 84 1-1 HR		F SI 86 X CH 76 0-1 ① G6-3		4	1	1	1	0	1	1
Frank Catalanotto, L (1, 3) OBP: 0.352, SLG: 0.408 16 Chris Shelton, R (8, PH) OBP: 0.330, SLG: 0.333 (9, 3)		C SI 90 F SI 90 X SI 91 0-2 ③ G5-3		B SI 88 X SI 87 1-0 ① L8		C FF 91 B FF 93 F SL 81 F CH 82 X SL 82 1-2 2B		B SI 87 C SI 86 S CH 77 S CU 73 1-3 ② K		3 1	0 0	1 0	0 0	0 0	0 1	0 0
15 Gerald Laird, R (1, 2) OBP: 0.354, SLG: 0.427			X SI 88 0-0 1B 10 FC4-6 1B	B SI 89 X SL 80 1-0 L4-6 S 1B		B FF 93 F CH 82 F FF 92 B FF 94 X CH 83 2-2 ② G6-3		C SI 87 X CU 72 0-1 ③ L4		4	1	2	0	0	0	1
Ramón Vázquez, L (1, 5) OBP: 0.402, SLG: 0.530			B SI 90 X SI 90 1-0 10 FC4-6 5 BB 1-3 1B	S SI 91 B FS 82 B SI 89 F FS 79 B SI 91 F SI 91 X FF 91 3-2 ②③ L4-6 1-2		B FF 93 B FF 92 F FF 91 S FF 92 B FF 93 X FF 90 3-2 ③ L9				3	1	1	0	0	0	2
Inning Stats	R: 1 E: 0 K: 2 S: 10 H: 1 LOB: 0 BB: 0 P: 12	R: 0 E: 0 K: 1 S: 7 H: 0 LOB: 0 BB: 0 P: 9	R: 4 E: 0 K: 0 S: 14 H: 3 LOB: 1 BB: 2 P: 31	R: 0 E: 0 K: 0 S: 6 H: 1 LOB: 0 BB: 0 P: 11	R: 1 E: 0 K: 0 S: 9 H: 1 LOB: 0 BB: 0 P: 12	R: 1 E: 0 K: 0 S: 16 H: 2 LOB: 1 BB: 0 P: 23	R: 0 E: 0 K: 0 S: 11 H: 1 LOB: 2 BB: 1 P: 19	R: 0 E: 0 K: 1 S: 7 H: 0 LOB: 0 BB: 0 P: 8		1B: 5 2B: 3 3B: 0 HR: 2 SF: 1 SAC: 0 DP: 1 HBP: 0			WP: 1 PB: 0 SB: 1 CS: 0 PA: 35		

livebaseballscorecards.com

	AB	31
	R	7
	H	9
	RBI	6
	BB	3
	SO	4
	LOB	9

PITCHER		IP	WLS	BF	H	R	ER	SO	BB	IBB	HBP	BLK	WP	HR	S	P	ERA	WHIP
15 Tim Hudson, R ERA: 3.17	(1, 1)	4.1	L	20	6	6	6	3	2	0	0	0	0	1	43	69	12.46	1.846
40 Jeff Ridgway, L ERA: 2.45	(5, 1)	1.2		7	2	1	1	0	0	0	0	0	1	1	19	29	5.40	1.200
56 Blaine Boyer, R ERA: 3.89	(7, 1)	1.0		5	1	0	0	0	1	0	0	0	0	0	11	19	0.00	2.000
Royce Ring, L ERA: 3.77	(8, 1)	1.0		3	0	0	0	1	0	0	0	0	0	0	7	8	0.00	0.000

PITCHER	IP	WLS	BF	H	R	ER	SO	BB	IBB	HBP	BLK	WP	HR	S	P	ERA	WHIP

Atlanta Braves @ Texas Rangers

Rangers Ballpark in Arlington, Arlington, TX

Wed Jun 18 2008, 8:05 PM EDT

Att. 38,545 - Partly Cloudy - 90 F

TOP

livebaseballscorecards.com

Batter	1	2	3	4	5	6	7	8	9	AB	R	H	RBI	BB	SO	LOB
19 Yunel Escobar, R (1, 6) OBP: 0.377, SLG: 0.404	G6-3		2 1B 2B		F9		1B		2 FC6-4 BB	4	1	2	0	1	0	0
2 Kelly Johnson, L (1, 4) OBP: 0.350, SLG: 0.451	F8		2-H 1B			16 BB 10 1B BB	L8		1-2f 3-H FC6-4	4	0	1	2	1	0	2
10 Chipper Jones, S (1, 10) OBP: 0.491, SLG: 0.645	HR		K			1-2 16 BB 1B		K	G4-3	5	1	2	1	0	2	2
Mark Teixeira, S (1, 3) OBP: 0.358, SLG: 0.432	K			16 G4-6-3 BB		K		F8		3	0	0	0	1	2	2
16 Brian McCann, L (1, 2) OBP: 0.381, SLG: 0.566		F8		1-2f G4-6-3		2-3 BB		K		3	0	0	0	1	1	1
7 Jeff Francoeur, R (1, 9) OBP: 0.300, SLG: 0.414		K		1B		K			E1 4 1B	4	1	1	0	0	2	3
28 Brandon Jones, L (1, 7) OBP: 0.444, SLG: 0.640		K		F8		F8			K	4	0	0	0	0	2	5
4 Omar Infante, R (1, 5) OBP: 0.333, SLG: 0.410			F7	G6-3			G5-3		2-H 1 3B 1B	4	1	1	1	0	0	0
1 Grégor Blanco, L (1, 8) OBP: 0.373, SLG: 0.333			F9	K			G4-3		2-H 2 FC6-4 3B	4	1	1	1	0	1	0

	AB	35
	R	5
	H	8
	RBI	5
	BB	4
	SO	10
	LOB	15

Inning Stats										
	R: 1 E: 0 K: 1 S: 10	H: 1 LOB: 0 BB: 0 P: 15	R: 0 E: 0 K: 2 S: 13	H: 0 LOB: 0 BB: 0 P: 18	R: 1 E: 0 K: 1 S: 15	H: 2 LOB: 1 BB: 0 P: 25	R: 0 E: 0 K: 0 S: 10	H: 1 LOB: 1 BB: 1 P: 20	R: 0 E: 0 K: 1 S: 11	H: 0 LOB: 0 BB: 0 P: 18
	R: 0 E: 0 K: 2 S: 14	H: 1 LOB: 3 BB: 2 P: 28	R: 0 E: 0 K: 0 S: 8	H: 1 LOB: 1 BB: 0 P: 16	R: 0 E: 0 K: 2 S: 9	H: 0 LOB: 0 BB: 0 P: 16	R: 3 E: 1 K: 1 S: 17	H: 2 LOB: 1 BB: 1 P: 28	1B: 5 2B: 1 3B: 1 HR: 1	SF: 0 SAC: 0 DP: 1 HBP: 0
	WP: 0 PB: 0 SB: 0 CS: 0	PA: 39								

PITCHER		IP	WLS	BF	H	R	ER	SO	BB	IBB	HBP	BLK	WP	HR	S	P	ERA	WHIP
37 Eric Hurley, R ERA: 4.91	(1, 1)	5.0		21	5	2	2	5	2	0	0	0	0	1	62	106	3.60	1.400
50 Frank Francisco, R ERA: 4.39	(6, 1)	1.0		4	0	0	0	2	1	0	0	0	0	0	11	18	0.00	1.000
Jamey Wright, R ERA: 3.79	(7, 1)	1.0		4	1	0	0	0	0	0	0	0	0	0	8	16	0.00	1.000
Eddie Guardado, L ERA: 3.86	(8, 1)	1.0		3	0	0	0	2	0	0	0	0	0	0	9	16	0.00	0.000
36 C.J. Wilson, L ERA: 4.5	(9, 1)	1.0	L	7	2	3	1	1	1	0	0	0	0	0	17	28	9.00	3.000

PITCHER	IP	WLS	BF	H	R	ER	SO	BB	IBB	HBP	BLK	WP	HR	S	P	ERA	WHIP

Atlanta Braves @ Texas Rangers

Rangers Ballpark in Arlington, Arlington, TX

Wed Jun 18 2008, 8:05 PM EDT

Att. 38,545 - Partly Cloudy - 90 F

BOTTOM

Batter	1	2	3	4	5	6	7	8	9	AB	R	H	RBI	BB	SO	LOB
5 Ian Kinsler, R (1, 4) OBP: 0.358, SLG: 0.487	B FF 86 B FF 88 B FF 87 B FF 88 4-0 10 G6-4-3 BB		B SI 89 C FF 89 C CH 80 X CH 80 1-2 ② F9		C FF 90 C SI 91 B SI 91 X SL 80 1-2 ② F9			B SI 92 X SI 92 1-0 10 G4-3 15 SH1-3 1B		3	0	1	0	1	0	1
15 Gerald Laird, R (1, 2) OBP: 0.354, SLG: 0.425	C FF 89 1 SAFE B SI 90 X CH 80 1-1 ① F9		C FF 89 C SL 79 D SI 91 B B FF 90 X CH 82 3-2 10 CS 1-H 1B		F FF 91 C SI 92 B FF 92 B SI 92 C CU 71 2-3 ③ K			1 SAFE 1 SAFE X SI 91 0-0 ① SH1-3 1-2		3	0	1	1	0	1	1
10 Michael Young, R (1, 6) OBP: 0.340, SLG: 0.409	C CU 69 B SI 88 X FF 89 1-1 ②③ G6-4-3 1-2f		1 SAFE B FF 89 F FF 89 F SL 80 1 SAFE 1-2 ③ CS 1-2	B FF 89 F FF 88 B FF 88 X SL 79 2-1 ① F9		B CU 69 C FF 89 B FF 90 X CH 81 2-1 ① F8		B SI 92 X SI 92 1-0 ② G4-3 2-3		4	0	0	0	0	0	2
32 Josh Hamilton, L (1, 9) OBP: 0.366, SLG: 0.596		F SI 89 B FF 89 B FF 91 X FF 90 2-1 ① G5-3		X FF 88 0-0 41 F8 22 BB 1B	X CU 70 0-0 22 FC3-6 1B			I IN 83 I IN 83 I IN 83 I IN 82 4-0 IBB		3	0	2	0	1	0	0
22 Marlon Byrd, R (1, 8) OBP: 0.362, SLG: 0.440		X SI 90 0-0 1B		B FF 87 C SI 89 B CU 79 1 SAFE F SI 89 B CU 70 B FF 90 4-2 41 F8 1-2 BB	B FF 91 B FF 90 C SI 91 X SI 91 2-1 ② FC3-6 41 E 41 S 41 1B 1-2f			X SI 92 0-0 ③ G1-3		3	1	1	0	1	0	3
41 Brandon Boggs, S (1, 7) OBP: 0.324, SLG: 0.408		B FF 87 F FF 89 1 SAFE B CH 80 C FF 89 S CH 80 2-3 ② K		B FF 90 C SL 79 B FF 90 X CH 81 2-1 ② F8 1-2 2-3	1 SAFE B SI 90 B FF 91 C CH 80 X SL 81 2-1 16 CS 1-H 1B				C FF 93 B FF 94 B SL 82 F FF 92 B FF 93 F FF 93 F FF 94 X SL 81 3-2 ① F9	4	0	1	1	0	1	3
16 Chris Shelton, R (1, 3) OBP: 0.327, SLG: 0.323		X SI 89 0-0 ③ L9		B SI 90 B FF 90 B CH 81 C SI 90 B FF 90 4-1 BB	F FF 90 1 SAFE S FF 91 0-2 ③ CS 1-2	C FF 90 B SI 91 B FF 90 F SL 81 C SI 90 2-3 ① K			C FF 93 B SL 80 S FF 93 S SL 83 1-3 ② K2-3	3	0	0	0	1	2	1
21 Jarrod Saltalamacchia, S (1, 10) OBP: 0.364, SLG: 0.382			B FF 88 B SI 89 X FF 88 2-0 ① G5-3	B CH 81 B SI 90 S CH 82 X FF 91 2-1 ③ F9		F F B F B B B 4-2 6 G5-4-3 BB			B FF 94 C FF 92 X SL 82 1-1 ③ F8	3	0	0	0	1	0	3
6 German Duran, R (1, 5) OBP: 0.260, SLG: 0.333			C FF 88 C CU 69 H FF 90 1-2 15 WP 15 S 15 1B HBP		X FF 88 0-0 ① G5-3			X SI 91 0-0 ②③ G5-4-3 1-2f		2	1	0	0	0	0	1
Inning Stats	R: 0 E: 0 K: 0 S: 4 H: 0 LOB: 0 BB: 1 P: 10	R: 0 E: 0 K: 1 S: 7 H: 1 LOB: 1 BB: 0 P: 11	R: 1 E: 0 K: 0 S: 11 H: 1 LOB: 0 BB: 0 P: 19	R: 0 E: 0 K: 0 S: 10 H: 1 LOB: 3 BB: 2 P: 24	R: 0 E: 0 K: 1 S: 7 H: 0 LOB: 0 BB: 0 P: 10	R: 1 E: 0 K: 0 S: 9 H: 2 LOB: 0 BB: 0 P: 15	R: 0 E: 0 K: 1 S: 7 H: 0 LOB: 0 BB: 1 P: 13	R: 0 E: 0 K: 0 S: 4 H: 1 LOB: 2 BB: 1 P: 10	R: 0 E: 0 K: 1 S: 10 H: 0 LOB: 0 BB: 0 P: 15	1B: 6 2B: 0 3B: 0 HR: 0 SF: 0 SAC: 1 DP: 2 HBP: 1						

livebaseballscorecards.com

AB	28
R	2
H	6
RBI	2
BB	5
SO	4
LOB	15

WP: 1 PA: 37
PB: 0
SB: 2
CS: 2

PITCHER		IP	WLS	BF	H	R	ER	SO	BB	IBB	HBP	BLK	WP	HR	S	P	ERA	WHIP
37 Jo-Jo Reyes, L ERA: 4.05	(1, 1)	7.0		27	5	2	1	3	4	0	1	0	1	0	55	102	1.29	1.286
30 Jeff Bennett, R ERA: 4.47	(8, 1)	1.0	W	5	1	0	0	0	0	1	0	0	0	0	4	10	0.00	1.000
51 Michael Gonzalez, L ERA:	(9, 1)	1.0	S	3	0	0	0	1	0	0	0	0	0	0	10	15	0.00	0.000

PITCHER	IP	WLS	BF	H	R	ER	SO	BB	IBB	HBP	BLK	WP	HR	S	P	ERA	WHIP

Atlanta Braves @ Texas Rangers

Rangers Ballpark in Arlington, Arlington, TX

Thu Jun 19 2008, 2:05 PM EDT

Att. 28,853 - Sunny - 87 F

TOP

livebaseballscorecards.com

Batter	1	2	3	4	5	6	7	8	9	AB	R	H	RBI	BB	SO	LOB
1 Grégor Blanco, L (1, 8) OBP: 0.370, SLG: 0.328	G3		BB		K			K		3	0	0	0	1	2	0
19 Yunel Escobar, R (1, 6) OBP: 0.378, SLG: 0.406	10 L9-5 2B		1-3 BB		F8			F9		3	0	1	0	1	0	0
10 Chipper Jones, S (1, 5) OBP: 0.485, SLG: 0.635	L9-5 2-3		P5			G3-1		K		4	0	0	0	0	1	3
Mark Teixeira, S (1, 10) OBP: 0.360, SLG: 0.434		F7	2 WP 2 1B 2B			K			2B 7 1B BB	3	2	1	0	1	1	0
2 Kelly Johnson, L (1, 4) OBP: 0.352, SLG: 0.456		K	G4-3 S 2-H 1B			2B			K	4	0	2	1	0	2	1
Greg Norton, S (1, 3) OBP: 0.321, SLG: 0.344		F8	G4-3 1-3			K			7 1B 4 SF7 1-3 2B	4	1	1	0	0	1	2
7 Jeff Francoeur, R (1, 9) OBP: 0.303, SLG: 0.413			28 1B G6-4-3 BB	P3			G6-3		2-3 3-H 1B	3	1	1	1	1	0	1
28 Brandon Jones, L (1, 7) OBP: 0.433, SLG: 0.607 4 Omar Infante, R (9, PH) (9, 7) OBP: 0.330, SLG: 0.410			G6-4-3 1-3 1B	F8			G3-1		SF7 3-H	3 0	0 0	1 0	0 1	0 0	0 0	1 0
Corky Miller, R (1, 2) OBP: 0.186, SLG: 0.179 16 Brian McCann, L (9, PH) (9, 2) OBP: 0.380, SLG: 0.564			G6-4-3 1-2f 3-H		G5-3		G1-3		G1-3	3 1	0 0	0 0	0 0	0 0	0 0	1 1
Inning Stats	R: 0 E: 0 K: 0 S: 7 H: 1 LOB: 0 BB: 0 P: 11	R: 0 E: 0 K: 1 S: 9 H: 0 LOB: 0 BB: 0 P: 12	R: 1 E: 0 K: 0 S: 8 H: 1 LOB: 3 BB: 3 P: 20	R: 1 E: 0 K: 0 S: 10 H: 2 LOB: 1 BB: 0 P: 17	R: 0 E: 0 K: 1 S: 8 H: 0 LOB: 0 BB: 0 P: 14	R: 0 E: 0 K: 2 S: 12 H: 1 LOB: 1 BB: 0 P: 16	R: 0 E: 0 K: 0 S: 7 H: 0 LOB: 0 BB: 0 P: 14	R: 0 E: 0 K: 2 S: 18 H: 0 LOB: 0 BB: 0 P: 25	R: 2 E: 0 K: 1 S: 17 H: 2 LOB: 1 BB: 1 P: 26	1B: 3 2B: 5 3B: 0 HR: 0 SF: 1 SAC: 0 DP: 2 HBP: 0							WP: 1 PB: 0 SB: 2 CS: 0 PA: 36

	AB	31
	R	4
	H	7
	RBI	3
	BB	4
	SO	7
	LOB	10

PITCHER		IP	WLS	BF	H	R	ER	SO	BB	IBB	HBP	BLK	WP	HR	S	P	ERA	WHIP
39 Scott Feldman, R ERA: 4.61	(1, 1)	7.0		27	5	2	2	4	3	0	0	0	1	0	61	104	2.57	1.143
Eddie Guardado, L ERA: 3.7	(8, 1)	1.0	H	3	0	0	0	2	0	0	0	0	0	0	18	25	0.00	0.000
36 C.J. Wilson, L ERA: 5.04	(9, 1)	0.1	H	4	2	2	2	1	1	0	0	0	0	0	13	21	54.00	9.000
Jamey Wright, R ERA: 3.73	(9, 1)	0.2	W	2	0	0	0	0	0	0	0	0	0	0	4	5	0.00	0.000

PITCHER	IP	WLS	BF	H	R	ER	SO	BB	IBB	HBP	BLK	WP	HR	S	P	ERA	WHIP

BOTTOM

Atlanta Braves @ Texas Rangers

Rangers Ballpark in Arlington, Arlington, TX

Thu Jun 19 2008, 2:05 PM EDT

Att. 28,853 - Sunny - 87 F

Batter	1	2	3	4	5	6	7	8	9	AB	R	H	RBI	BB	SO	LOB
5 Ian Kinsler, R (1, 4) OBP: 0.361, SLG: 0.490	X FF 93 0-0 ① F8		F FF 91 X FF 94 0-1 G3 S 1B		B SL 84 C SL 84 D CH 78 B FF 93 F SI 88 B CH 79 4-2 10 SF9 1B 1-2 BB	C FF 94 S SL 79 F FF 95 B SI 94 B SI 94 X FF 92 2-2 ③ F8			X SI 93 0-0 10 1B 2B	4	1	2	0	1	0	0
Frank Catalanotto, L (1, 3) OBP: 0.355, SLG: 0.407 16 Chris Shelton, R (9, PH) OBP: 0.324, SLG: 0.319	B FF 90 F FF 94 B CH 80 C CH 79 X CH 77 2-2 ② G4-3		1 SAFE 1 SAFE B SI 89 B SI 89 S CH 80 X FF 93 2-1 ② G3 1-3		C SI 90 B SI 90 X FF 94 1-1 1-2 2-3 1B		B SL 75 F CH 91 B CH 86 B CH 91 B FF 91 4-1 32 E BB		X FF 90 0-0 ① B1	3 1	0 0	1 0	0 0	1 0	0 0	1 1
10 Michael Young, R (1, 6) OBP: 0.337, SLG: 0.407	C SI 89 X FF 89 0-1 ③ G5-3		S SL 86 B SI 91 X CH 80 1-1 ③ G6-3		B SL 88 X SI 89 1-0 ② SF9 2-3 3-H		1 SAFE B FF 92 C SL 77 C SL 80 B SI 95 B CH 93 X SL 78 3-2 ① F8		B SI 91 B SI 91 C SL 84 X SI 92 2-1 2-H 1B	4	0	1	2	0	0	2
32 Josh Hamilton, L (1, 9) OBP: 0.368, SLG: 0.598		F SI 90 S CH 79 B CU 76 B CH 80 F FF 93 X FF 90 2-2 41 BB 1B		S CH 79 S CU 76 B FF 92 X SI 90 1-2 22 G6-3 2B	F CH 79 S FF 93 B FF 94 X CH 78 1-2 ③ F7		S CU 71 B CU 71 S CU 71 X SI 89 1-2 FC4 1-2			4	0	2	0	0	0	3
7 David Murphy, L (1, 7) OBP: 0.313, SLG: 0.461		X SI 89 0-0 ① P5		F SI 91 B FF 93 X CH 80 1-1 ① P4		X FF 91 0-0 22 BB 41 HR 1B	X CU 72 0-0 ② P5			4	1	1	0	0	0	4
22 Marlon Byrd, R (1, 8) OBP: 0.358, SLG: 0.427		1 SAFE B SI 89 F FF 89 S SI 90 F SL 85 1 SAFE F SI 91 B FF 94 B CU 76 3-3 S SI 89 ② K		B SL 86 C SL 82 F SI 89 X FF 94 1-2 ② G6-3 2-3		1 SAFE B FF 90 D SL 85 B SI 89 B FF 91 4-0 41 HR 1-2 BB	S SI 93 X FF 91 0-1 ③ F9			3	1	0	0	1	1	4
41 Brandon Boggs, S (1, 10) OBP: 0.329, SLG: 0.429		B SI 92 1 SAFE C CH 80 B SI 90 B SI 88 B SI 92 4-1 1-2 BB		B CH 80 C CH 80 X FF 92 1-1 ③ G6-3		C FF 89 M SL 76 2 SAFE X SL 78 0-2 1-H 2-H HR		C FF 93 C FF 93 F FF 94 F FF 94 F CU 76 F FF 94 C FF 96 0-3 ① K		3	1	1	3	1	1	1
21 Jarrod Saltalamacchia, S (1, 2) OBP: 0.351, SLG: 0.366		B CU 75 S CH 81 S FF 94 B CH 81 S FF 94 2-3 ③ K			C SI 93 C CU 74 B CH 80 F FF 93 C CU 75 1-3 ① K	F FF 90 F CH 81 B FF 92 B SL 81 F FF 92 F CH 84 X FF 92 2-2 ① F9		F CU 77 B FF 95 C CU 76 B FF 96 S FF 94 2-3 ② K		4	0	0	0	0	3	2
Ramón Vázquez, L (1, 5) OBP: 0.399, SLG: 0.520			C FF 92 B SI 90 C CU 75 B FF 92 X CH 82 2-2 ① G5-3		S FF 90 B FF 93 B CH 81 B CH 79 B FF 90 4-1 1B 5 BB 10 SF9 BB	X FF 92 0-0 ② F9		B FF 94 B CH 84 B FF 95 C FF 92 X FF 92 3-1 ③ G4-3		3	1	0	0	1	0	0
Inning Stats	R: 0 E: 0 K: 0 S: 6 H: 0 LOB: 0 BB: 0 P: 8	R: 0 E: 0 K: 2 S: 14 H: 1 LOB: 2 BB: 1 P: 25	R: 0 E: 0 K: 0 S: 9 H: 1 LOB: 1 BB: 0 P: 14	R: 0 E: 0 K: 0 S: 10 H: 1 LOB: 1 BB: 0 P: 14	R: 1 E: 0 K: 1 S: 13 H: 1 LOB: 2 BB: 2 P: 25	R: 3 E: 0 K: 0 S: 14 H: 2 LOB: 0 BB: 1 P: 22	R: 0 E: 1 K: 0 S: 10 H: 0 LOB: 2 BB: 1 P: 18	R: 0 E: 0 K: 2 S: 12 H: 0 LOB: 0 BB: 0 P: 17	R: 1 E: 0 K: 0 S: 4 H: 2 LOB: 1 BB: 0 P: 6	1B: 5 2B: 2 3B: 0 HR: 1	SF: 1 SAC: 0 DP: 0 HBP: 0			WP: 0 PB: 0 SB: 1 CS: 0	PA: 39		

livebaseballscorecards.com

AB	33
R	5
H	8
RBI	5
BB	5
SO	5
LOB	18

PITCHER		IP	WLS	BF	H	R	ER	SO	BB	IBB	HBP	BLK	WP	HR	S	P	ERA	WHIP
50 Charlie Morton, R ERA: 4.91	(1, 1)	5.0		24	5	3	3	3	4	0	0	0	0	0	53	91	5.40	1.800
40 Jeff Ridgway, L ERA: 4.15	(6, 1)	0.2	B	3	1	1	1	0	0	0	0	0	0	1	9	11	13.50	1.500
46 Manny Acosta, R ERA: 4.33	(6, 1)	0.2		3	0	0	0	0	1	0	0	0	0	0	8	17	0.00	1.500
Royce Ring, L ERA: 3.68	(7, 1)	0.1		2	0	0	0	0	0	0	0	0	0	0	4	5	0.00	0.000
56 Blaine Boyer, R ERA: 3.98	(7, 1)	1.1	L	5	1	1	1	2	0	0	0	0	0	0	15	20	6.75	0.750

PITCHER		IP	WLS	BF	H	R	ER	SO	BB	IBB	HBP	BLK	WP	HR	S	P	ERA	WHIP
Will Ohman, L ERA: 2.1	(9, 1)	0.1		1	0	0	0	0	0	0	0	0	0	0	1	1	0.00	0.000
30 Jeff Bennett, R ERA: 4.47	(9, 1)	0.0		1	1	0	0	0	0	0	0	0	0	0	2	4	∞	∞

Batter	1	2	3	4	5	6	7	8	9	AB	R	H	RBI	BB	SO	LOB
51 Ichiro Suzuki, L (1, 9) OBP: 0.354, SLG: 0.377	C FF 88 X FF 87 0-1 G4-6-3 1B		B CH 76 B CH 76 X FF 87 2-0 ③ G4-3		1 SAFE B FF 85 1 SAFE D CU 71 S CH 76 1 SAFE C FF 87 F CH 74 X CU 72 2-2 ②③ G3-2-5-1-6 3-Hf		I IN 68 I IN 70 I IN 70 I IN 68 4-0 1B 4 1B 29 SF8 IBB	D SL 82 B SI 90 B FF 89 F FF 89 B FF 89 4-1 4 2B 1-2 2-3 BB		3	2	1	0	2	0	3
4 Jose Lopez, R (1, 4) OBP: 0.309, SLG: 0.420	C FF 88 1 SAFE F SL 82 B SL 82 F FF 85 B CU 73 1 SAFE F SL 81 B SL 80 3-2 ① F SL 81 X FF 87 F9			C X SL 80 0-1 ① G5-3		X FF 84 0-0 G3-1 29 2B 2B	C SI 92 X SI 92 0-1 1B 1-2 2-H 1B	C FF 90 F SI 90 X FF 90 0-2 2B 1-H 2-H 3-H 2B		5	2	3	4	0	0	1
Raul Ibanez, L (1, 7) OBP: 0.344, SLG: 0.448	B FF 88 B FF 86 X FF 87 2-0 ②③ G4-6-3 1-2f			C FF 86 X CH 77 0-1 29 F8 2B		T CH 72 B FF 87 B SI 83 F CU 70 X FF 83 2-2 ① G3-1 2-3	F SI 93 F SI 93 X SI 93 0-2 1-2 2-3 1B	B SL 82 X SI 90 1-0 29 1B 3-H 2B		5	1	3	1	0	0	2
29 Adrian Beltré, R (1, 5) OBP: 0.314, SLG: 0.439		S S B X 1-2 ① F7		B B B C C F X 3-2 ② F8 2-3		B CH 74 X CU 69 1-0 3-H 2B	C SL 86 B SI 94 X SL 86 1-1 ② SF8 3-H	F FF 89 B SL 87 C FF 91 B SL 88 X SI 90 2-2 2-H 1B		4	0	2	3	0	0	1
Richie Sexson, R (1, 3) OBP: 0.293, SLG: 0.375 Sean Green, R (7, 1) 2 Kenji Johjima, R (8, PH) OBP: 0.264, SLG: 0.297 57 Mark Lowe, L (8, 1) 43 Miguel Batista, R (9, 1)		B FF 88 F SL 80 B SL 82 B CH 76 C SL 81 F CU 72 X FF 89 3-2 ② G1-3		B SL 82 D CU 71 B SL 82 C SL 80 B FF 88 4-1 BB		B SL 81 C CH 74 C FF 86 B CU 72 S SL 80 2-3 ② K	B SI 94 S SL 84 C SI 93 B SI 93 F SL 85 S SI 94 2-3 ③ K	B FF 91 X FF 91 1-0 ③ G6-3		3 0 1 0 0	0 0 0 0 0	0 0 0 0 0	0 0 0 0 0	1 0 0 0 0	2 0 0 0 0	3 0 1 0 0
9 Jeff Clement, L (1, 2) OBP: 0.277, SLG: 0.218		B FF 88 X CH 77 1-0 ③ F7		B CH 75 B CH 76 C FF 87 C CU 70 X CU 72 2-2 ③ G3		X CH 75 0-0 ③ F8		B SI 90 B FF 91 C SI 90 X FF 92 2-1 ① G6-3	B SI 87 B CU 73 X SI 87 2-0 ① G4-3	5	0	0	0	0	0	3
7 Yuniesky Betancourt, R (1, 6) OBP: 0.291, SLG: 0.413			C FF 86 X FF 85 0-1 ① F9		C SL 81 X SL 81 0-1 16 1B 51 G3-2-5-1-6 2B		C SL 81 X FF 86 0-1 ① L9	X SI 90 0-0 ② G6-3	B SI 87 F CH 78 B CU 73 X CH 78 2-1 16 E 2B	5	1	2	0	0	0	0
16 Willie Bloomquist, R (1, 8) OBP: 0.347, SLG: 0.242			C SL 82 B SL 80 C FF 88 F CH 75 X CU 72 1-2 ② F9		F FC 85 X CU 69 0-1 2-3 1B		C FF 86 B FF 86 B FC 82 B SL 82 B FF 86 4-1 2B BB	B SL 83 F SI 91 B FF 91 S SL 81 X FF 91 2-2 51 BB 4 2B S 1B	C SI 88 B SI 88 C CU 73 B SI 90 X CU 74 2-2 E6 2-H G4-6-3	4	2	2	0	1	0	0
45 Erik Bedard, L (1, 1) OBP: 1.000, SLG: 1.000 48 Roy Corcoran, R (4, 1) 18 Ryan Rowland-Smith, L (5, 1) Jeremy Reed, L (7, PH) OBP: 0.377, SLG: 0.436 Miguel Cairo, R (7, 3) OBP: 0.294, SLG: 0.237			X FF 87 0-0 1B		L SL 80 L SL 78 L SL 78 0-3 ① K		1 SAFE 1 SAFE B SI 85 1 SAFE X SI 84 1-0 1-H 4 1B 2B	C FF 90 1 SAFE B SL 82 P PO 83 1 SAFE B FF 88 B SI 90 4-1 1-2 4 2B 51 BB BB	C SI 89 B CH 78 F SI 88 B CU 74 X SI 90 2-2 ②③ G4-6-3 1-2f	1 1 0 1 1	0 0 0 1 1	1 0 0 1 0	0 0 0 1 0	0 1 0 0 1	0 2 0 0 0	0 1 0 0 1
Inning Stats	R: 0 E: 0 K: 0 S: 9 H: 1 LOB: 0 BB: 0 P: 14	R: 0 E: 0 K: 0 S: 8 H: 0 LOB: 0 BB: 0 P: 13	R: 0 E: 0 K: 0 S: 8 H: 1 LOB: 0 BB: 0 P: 11	R: 0 E: 0 K: 0 S: 12 H: 1 LOB: 2 BB: 1 P: 21	R: 0 E: 0 K: 1 S: 11 H: 2 LOB: 1 BB: 0 P: 13	R: 1 E: 0 K: 1 S: 9 H: 2 LOB: 1 BB: 0 P: 14	R: 3 E: 0 K: 1 S: 15 H: 3 LOB: 2 BB: 2 P: 27	R: 5 E: 0 K: 0 S: 17 H: 4 LOB: 1 BB: 2 P: 32	R: 1 E: 1 K: 0 S: 9 H: 1 LOB: 0 BB: 0 P: 17	1B: 7 2B: 9 3B: 0 HR: 0 SF: 1 SAC: 0 DP: 3 HBP: 0						

PITCHER		IP	WLS	BF	H	R	ER	SO	BB	IBB	HBP	BLK	WP	HR	S	P	ERA	WHIP
57 Jorge Campillo, R ERA: 2.54	(1, 1)	6.1	L	28	8	4	4	2	2	1	0	0	0	0	61	99	5.68	1.579
30 Jeff Bennett, R ERA: 4.42	(7, 1)	0.2		4	2	0	0	1	0	0	0	0	0	0	11	14	0.00	3.000
Will Ohman, L ERA: 3.52	(8, 1)	0.2		7	3	5	5	0	2	0	0	0	0	0	13	25	67.50	7.500
38 Buddy Carlyle, R ERA: 2.63	(8, 1)	0.1		2	1	0	0	0	0	0	0	0	0	0	4	7	0.00	3.000
Royce Ring, L ERA: 3.45	(9, 1)	1.0		4	1	1	0	0	0	0	0	0	0	0	9	17	0.00	1.000

PITCHER	IP	WLS	BF	H	R	ER	SO	BB	IBB	HBP	BLK	WP	HR	S	P	ERA	WHIP

TOP

Seattle Mariners @ Atlanta Braves

Turner Field, Atlanta, GA

Fri Jun 20 2008, 7:30 PM EDT

Att. 40,268 - Overcast - 82 F

livebaseballscorecards.com

AB	39
R	10
H	15
RBI	9
BB	5
SO	3
LOB	17

WP: 0 PA: 45
PB: 0
SB: 1
CS: 0

Seattle Mariners @ Atlanta Braves

Turner Field, Atlanta, GA

Fri Jun 20 2008, 7:30 PM EDT

Att. 40,268 - Overcast - 82 F

BOTTOM

Batter	1	2	3	4	5	6	7	8	9	AB	R	H	RBI	BB	SO	LOB
1 Grégor Blanco, L (1, 8) OBP: 0.363, SLG: 0.320	C FF 90 F FF 91 C SI 93 0-3 K		B CU 73 C FF 88 1 SAFE X CU 74 1-1 G4-6-3 1-2f		B FF 88 C SL 74 B SI 89 C SL 78 F CU 70 D CU 70 S FF 90 3-3 K			B FF 92 F FF 94 X CH 84 1-1 L6		4	0	0	0	0	2	2
19 Yunel Escobar, R (1, 6) OBP: 0.377, SLG: 0.404 Royce Ring, L (9, 1)	C CU 75 X FF 91 0-1 F9			B SI 90 C SI 91 F CH 83 F SL 82 X SI 93 1-2 G4-3	X SI 90 0-0 G5-3			C CH 84 X FF 94 0-1 2 2B 1B		4 0	1 0	1 0	0 0	0 0	0 0	1 0
10 Chipper Jones, S (1, 5) OBP: 0.483, SLG: 0.629 2 Kelly Johnson, L (8, 4) OBP: 0.355, SLG: 0.462	C CU 76 B FF 92 B FF 93 X CU 75 2-1 F8			F SI 92 B SI 91 S FF 92 B SL 82 B SI 91 B SI 90 4-2 BB 4 1B BB		C SI 88 B CU 70 F CH 77 X SI 89 1-2 P6		X FF 92 0-0 G3 1-H 2B		2 1	1 0	0 1	0 1	1 0	0 0	0 0
Mark Teixeira, S (1, 3) OBP: 0.358, SLG: 0.430		B FF 90 B SI 91 C FF 91 F CU 76 X CU 77 2-2 F9		C SI 91 B SI 92 F CH 87 B FF 92 B SI 92 B SI 92 4-2 16 1B 4 1B 1-2 BB		B SI 89 B SI 87 X SI 88 2-0 G5-3		B SL 85 S SL 85 D SL 86 S CH 86 X CH 86 2-2 G3 2-3		3	0	0	0	1	0	1
4 Omar Infante, R (1, 7) OBP: 0.347, SLG: 0.419 (9, 6)		B FF 92 B SI 92 C FF 90 C FF 91 B SI 92 X SI 92 3-2 1B		X SI 92 0-0 16 1B 1-2 2-H 1B		B SI 90 B SL 76 B SI 87 B FF 87 4-0 BB		F FF 95 B FF 95 F SI 95 F FF 95 B CH 87 F FF 95 B SL 88 F FF 96 X FF 96 3-2 F8		3	0	2	1	1	0	1
16 Brian McCann, L (1, 2) OBP: 0.378, SLG: 0.559		C CU 77 S FF 91 B SI 92 X CU 77 1-2 F8		B SI 92 B CH 86 X SI 92 2-0 7 G6-4-3 1-2 2-3 1B	X SI 89 0-0 G4-3				B FF 93 X SI 94 1-0 E3 8 G4-3	4	0	1	0	0	0	2
7 Jeff Francoeur, R (1, 9) OBP: 0.302, SLG: 0.409		X FF 91 0-0 G5-3		F FF 92 B FF 87 F FF 92 X SL 84 1-2 G6-4-3 1-2f			H FF 90 1-0 8 G4-6-3 HBP		S SL 86 B SL 87 B SL 88 X SL 88 2-1 F8	3	0	0	0	0	0	5
8 Ruben Gotay, S (1, 4) OBP: 0.346, SLG: 0.250 (8, 5)			B FF 90 C FF 90 F FF 90 B CU 77 B FF 93 X FF 91 3-2 1 G4-6-3 1B		C SI 90 B SL 80 F CH 86 X SI 91 1-2 57 SH2-4 1B		C SI 90 X SI 90 0-1 G4-6-3 1-2f		B FF 94 B SL 87 C SL 86 B FF 93 C FF 94 X SL 87 3-2 G4-3 1-2f	4	0	2	0	0	0	2
57 Jorge Campillo, R (1, 1) OBP: 0.167, SLG: 0.167 30 Jeff Bennett, R (7, 1) OBP: 0.250, SLG: 0.143 28 Brandon Jones, L (7, PH) OBP: 0.419, SLG: 0.586 Will Ohman, L (8, 1) 38 Buddy Carlyle, L (8, 1) Greg Norton, S (9, 7) OBP: 0.321, SLG: 0.344			1 SAFE B FF 90 X FF 85 1-0 F7		C SI 90 L SI 90 B SI 92 X SI 90 1-2 SH2-4 1-2		B SI 89 B SI 88 C SI 90 F SI 90 F CU 76 X SI 92 2-2 G4-3			1 0 1 0 0 0	0 0 0 0 0 0	0 0 0 0 0 0	0 0 0 0 0 0	0 0 0 0 0 0	0 0 0 0 0 0	1 0 0 0 0 0
Inning Stats	R: 0 E: 0 K: 1 S: 7 H: 0 LOB: 0 BB: 0 P: 9	R: 0 E: 0 K: 0 S: 10 H: 1 LOB: 1 BB: 0 P: 16	R: 0 E: 0 K: 0 S: 6 H: 1 LOB: 0 BB: 2 P: 11	R: 1 E: 0 K: 0 S: 13 H: 2 LOB: 2 BB: 2 P: 25	R: 0 E: 0 K: 1 S: 11 H: 1 LOB: 1 BB: 0 P: 16	R: 0 E: 0 K: 0 S: 5 H: 0 LOB: 1 BB: 1 P: 12	R: 0 E: 0 K: 0 S: 6 H: 0 LOB: 0 BB: 0 P: 9	R: 1 E: 0 K: 0 S: 14 H: 2 LOB: 1 BB: 0 P: 20	R: 0 E: 1 K: 0 S: 6 H: 0 LOB: 0 BB: 0 P: 12	1B: 6 2B: 1 3B: 0 HR: 0		SF: 0 SAC: 1 DP: 4 HBP: 1		WP: 0 PB: 0 SB: 0 CS: 0		PA: 35

livebaseballscorecards.com

AB	30
R	2
H	7
RBI	2
BB	3
SO	2
LOB	15

PITCHER		IP	WLS	BF	H	R	ER	SO	BB	IBB	HBP	BLK	WP	HR	S	P	ERA	WHIP
45 Erik Bedard, L ERA: 3.97	(1, 1)	3.0		10	2	0	0	1	0	0	0	0	0	0	23	36	0.00	0.667
48 Roy Corcoran, R ERA: 3.77	(4, 1)	1.1		8	3	1	1	0	2	0	0	0	0	0	19	33	6.75	3.750
18 Ryan Rowland-Smith, L ERA: 2.52	(5, 1)	1.2	W	6	0	0	0	1	1	0	0	0	0	0	10	20	0.00	0.600
Sean Green, R ERA: 3.15	(7, 1)	1.0	H	3	0	0	0	0	0	0	1	0	0	0	6	9	0.00	0.000
57 Mark Lowe, R ERA: 4.99	(8, 1)	1.0		5	2	1	1	0	0	0	0	0	0	0	14	20	9.00	2.000

PITCHER		IP	WLS	BF	H	R	ER	SO	BB	IBB	HBP	BLK	WP	HR	S	P	ERA	WHIP
43 Miguel Batista, R ERA: 6.0	(9, 1)	1.0		3	0	0	0	0	0	0	0	0	0	0	6	12	0.00	0.000

Seattle Mariners @ Atlanta Braves

Turner Field, Atlanta, GA

Sat Jun 21 2008, 7:00 PM EDT

Att. 47,158 - Partly Cloudy - 84 F

livebaseballscorecards.com

Batter	1	2	3	4	5	6	7	8	9	AB	R	H	RBI	BB	SO	LOB
51 Ichiro Suzuki, L (1, 9) OBP: 0.355, SLG: 0.378	C FF 92 X CH 84 0-1 WP 4 S SF8 1B	B CH 83 C FF 93 C FF 94 S FF 94 1-3 ② K	B FF 93 B SI 92 X FF 92 2-0 ③ P5				B FF 94 X FF 94 1-0 S 1B		S FF 96 B FF 96 C FF 96 F FF 97 X FF 98 1-2 ③ P6	5	1	2	0	0	1	1
Miguel Cairo, R (1, 5) OBP: 0.278, SLG: 0.222	1 SAFE B SI 93 F FF 93 1 SAFE B CH 85 X SI 94 2-1 ① P3	S SL 84 B FF 93 S SL 83 C SI 95 1-3 ③ K			F FF 93 X FF 91 0-1 ① G6-3		1 SAFE B SI 94 1 SAFE B SI 93 1 SAFE C SI 94 X SL 81 2-1 ③ P4 1-2			4	0	0	0	0	1	2
4 Jose Lopez, R (1, 4) OBP: 0.305, SLG: 0.415	B FF 94 B SI 92 B CH 85 C SI 94 X SI 96 3-1 E6 E 7 WP 1B 1-2		C FF 93 B SL 82 S SL 81 F SI 94 C SL 81 1-3 ① K		C FF 92 S CH 85 F FF 91 B SL 82 B SL 83 B SI 94 X SI 93 3-2 ② P4			B FF 95 S SL 79 F FF 95 X FF 96 1-2 ① G5-3		4	1	0	0	0	1	1
Raul Ibanez, L (1, 7) OBP: 0.343, SLG: 0.443	B SI 92 C CH 86 B FF 94 B CH 85 I IN 75 4-1 E 7 1B 1-2 2-3 IBB		B SI 94 B CH 85 X CH 85 2-0 ② G3		X SL 83 0-0 ③ L3			B FF 93 S FF 92 B CH 87 B CH 87 X FF 93 3-1 ② G4-3		3	1	0	0	1	0	0
Jeremy Reed, L (1, 8) OBP: 0.385, SLG: 0.439	S FF 93 S FF 95 F FF 95 B CH 86 F CH 87 X FF 96 1-2 ② SF8 3-H		B SL 81 X SI 93 1-0 1B			B SI 90 C SI 91 X CH 83 1-1 ① B1-3		C FF 95 B FF 94 F FF 91 B CH 88 B SL 82 B SL 80 4-2 BB 7 1B BB		2	1	1	1	1	0	0
Richie Sexson, R (1, 3) OBP: 0.297, SLG: 0.371	F FF 95 B FF 94 B CH 86 X SI 95 2-1 E6 7 1B 1-2 2-3		1 SAFE S FF 94 X CH 84 0-1 ③ L1-3			C FF 93 B FF 94 F SL 80 B FF 93 B SL 81 F FF 93 B SI 94 4-2 7 FC5-4 BB		1 SAFE C FF 94 1 SAFE B FF 96 B SI 94 1 SAFE B SL 82 B FF 96 4-1 7 1B 7 1B 1-2 BB		2	0	0	0	2	0	3
7 Yuniesky Betancourt, R (1, 6) OBP: 0.294, SLG: 0.414	B CH 85 B SI 95 X SI 95 2-0 1-2 2-H 3-H 1B			B SL 79 B FF 92 F SI 93 X SI 93 2-1 ① G6-3		C FF 93 B SL 82 1 SAFE X CH 84 1-1 ② FC5-4 2 CS 1-2f		X FF 94 0-0 ③ 1-H 2-H 1B		4	0	2	3	0	0	1
2 Kenji Johjima, R (1, 2) OBP: 0.259, SLG: 0.291	C FF 94 F SI 95 B FF 95 X SL 83 1-2 ③ G4-3			C CH 83 B FF 94 B SL 81 B FF 93 F SI 91 X SI 92 3-2 ② F7		B SL 71 1-0 ③ CS 1-2	C FF 94 X SL 81 0-1 ① L6		C FF 96 B CU 77 F FF 93 B CU 78 F FF 95 X FF 96 2-2 ① P3	4	0	0	0	0	0	2
56 Jarrod Washburn, L (1, 1) 48 Roy Corcoran, R (6, 1) 9 Jeff Clement, L (7, PH) OBP: 0.273, SLG: 0.214 Sean Green, R (7, 1) Arthur Rhodes, L (8, 1) Jose Vidro, S (9, PH) OBP: 0.283, SLG: 0.324 43 Miguel Batista, R (9, 1)		C FF 92 C FF 92 B CH 84 F FF 92 S CH 84 1-3 ① K		C SI 92 B CH 83 C FF 91 X FF 93 1-2 E5			B FF 94 S FF 91 X CH 86 1-1 ② G4-3		B FF 96 C FF 96 F CU 78 F FF 96 F FF 94 X FF 96 1-2 ② G4-3	2 0 1 0 0 0 1 0	0 0 0 0 0 0 0 0	0 0 0 0 0 0 0 0	0 0 0 0 0 0 0 0	1 0 0 0 0 0 0 0	0 0 0 0 0 0 0 0	0 0 0 0 0 0 0 0

Inning Stats																								
	R: 3	H: 2	R: 0	H: 0	R: 0	H: 1	R: 0	H: 0	R: 0	H: 0	R: 0	H: 1	R: 1	H: 1	R: 0	H: 0	1B: 5	SF: 1	WP: 1	PA: 38
	E: 2	LOB: 2	E: 0	LOB: 0	E: 0	LOB: 1	E: 1	LOB: 1	E: 0	LOB: 0	E: 0	LOB: 0	E: 0	LOB: 1	E: 0	LOB: 0	2B: 0	SAC: 0	PB: 0	
	K: 0	BB: 1	K: 3	BB: 0	K: 1	BB: 0	K: 0	BB: 0	K: 0	BB: 0	K: 0	BB: 1	K: 0	BB: 0	K: 0	BB: 2	3B: 0	DP: 0	SB: 2	
	S: 18	P: 33	S: 10	P: 13	S: 8	P: 12	S: 9	P: 17	S: 7	P: 10	S: 7	P: 14	S: 7	P: 11	S: 9	P: 21	HR: 0	HBP: 0	CS: 1	

PITCHER		IP	WLS	BF	H	R	ER	SO	BB	IBB	HBP	BLK	WP	HR	S	P	ERA	WHIP
49 Jair Jurrjens, R ERA: 3.2	(1, 1)	6.0		25	3	3	0	4	1	1	0	0	1	0	59	99	0.00	0.667
46 Manny Acosta, R ERA: 4.34	(7, 1)	2.0		9	2	1	1	0	2	0	0	0	0	0	16	32	4.50	2.000
56 Blaine Boyer, R ERA: 3.89	(9, 1)	1.0	W	3	0	0	0	0	0	0	0	0	0	0	13	17	0.00	0.000

PITCHER	IP	WLS	BF	H	R	ER	SO	BB	IBB	HBP	BLK	WP	HR	S	P	ERA	WHIP

TOP

AB	32
R	4
H	5
RBI	4
BB	4
SO	4
LOB	10

Seattle Mariners @ Atlanta Braves

Turner Field, Atlanta, GA

Sat Jun 21 2008, 7:00 PM EDT

Att. 47,158 - Partly Cloudy - 84 F

BOTTOM

Batter	1	2	3	4	5	6	7	8	9	AB	R	H	RBI	BB	SO	LOB
4 Omar Infante, R (1, 6) OBP: 0.359, SLG: 0.440	B FF 88 C FF 86 C SI 87 X CH 84 1-2 2 2B 1B 1B	C SL 75 F SL 83 C FF 91 0-3 ③ K			B SI 85 X SI 86 1-0 1B		F SI 88 B CU 75 X SI 89 1-1 2B	B FF 93 C FF 93 C FF 93 S SL 85 1-3 ③ K		5	1	3	0	0	2	1
2 Kelly Johnson, L (1, 4) OBP: 0.355, SLG: 0.462	C SI 86 F SL 77 X SL 76 0-2 1B 1-3 2B		B FF 87 C FF 88 F FF 88 B SI 87 B FF 88 X FF 90 3-2 ① F7		B SI 87 S SL 76 F FF 88 F FF 88 B SL 82 X FF 89 2-2 ① F7		B SI 89 S SI 88 S CU 75 F CU 77 B SI 89 B CU 78 T SI 91 3-2 ① K		C FF 92 B CH 84 B SL 88 B FF 93 B FF 92 4-1 2B BB	4	1	1	0	1	1	2
Greg Norton, S (1, 7) OBP: 0.324, SLG: 0.367	S CH 82 S FF 87 B FF 87 S FF 89 1-3 ① K		B SI 89 C FF 89 X CH 82 1-1 7 G6-3 2B		B FF 89 F FF 88 S CH 80 B FF 89 B FF 87 1 SAFE S FF 87 3-3 ② K		C SI 90 S CU 77 B SI 92 X SI 91 1-2 ② G6-3		C SI 93 1 SAFE B SL 88 1 SAFE 1 SAFE B SL 88 S SL 88 1 SAFE X FF 94 2-2 7 HBP 16 1B 1-H 2B	5	1	2	1	0	2	4
Mark Teixeira, S (1, 3) OBP: 0.362, SLG: 0.429	C SL 76 X SI 89 0-1 16 BB 2-3 3-H 1B		B CH 80 C CH 80 B FF 88 B FF 90 B SI 88 4-1 7 G6-3 BB		F FF 88 B FF 87 B SL 73 B CH 81 C FF 87 F FF 89 S FF 85 3-3 ③ K		B CU 77 B SI 91 C SI 90 C SI 91 B CU 77 F SI 91 S SI 92 3-3 ③ K		D SL 88 B SI 94 I I 4-0 16 1B 7 HBP IBB	3	0	1	1	2	2	2
7 Jeff Francoeur, R (1, 9) OBP: 0.301, SLG: 0.403	F FF 89 F CH 81 B FF 90 F FF 88 D CH 82 S FF 86 2-3 ② K		S FF 88 F FF 88 B SI 90 D CH 83 B FF 90 X SI 89 3-2 ② G6-3 1-2 2-3		C X CH 79 0-1 ① G4-3			F SI 88 F SI 90 B SI 90 F SI 88 X CU 76 1-2 ① G6-3	S SI 94 H SI 93 1-1 16 1B 1-2 2-3 HBP	4	0	0	0	0	1	4
16 Brian McCann, L (1, 2) OBP: 0.382, SLG: 0.558	B FF 88 B SL 78 B SL 79 C FF 89 B SL 76 4-1 1-2 BB		C SL 78 B CH 81 B SI 88 C SL 80 F SL 78 F FF 90 X FF 90 2-2 ③ G6-3		X FF 87 0-0 8 S 1B			X SI 90 0-0 ② F8	C SL 88 B SL 87 X SL 90 1-1 1-2 2-3 3-H 1B	4	0	2	1	1	0	2
8 Ruben Gotay, S (1, 5) OBP: 0.339, SLG: 0.313	B FF 89 B FF 89 B FF 89 C FF 89 F FF 89 F FF 89 F FF 90 F FF 89 S SI 90 3-3 ③ K			B FF 85 F FF 86 B SI 87 C FF 86 X FF 88 2-2 ① F7	C SI 87 B CH 77 F FF 87 F FF 90 B CH 83 T FF 89 2-2 ② K 1-2			C SI 90 F SI 90 B SI 90 B SI 91 B FF 90 X SI 89 3-2 HR	4	1	1	1	0	2	4
1 Grégor Blanco, L (1, 8) OBP: 0.361, SLG: 0.315		C SI 87 B FF 88 F FF 88 B SL 84 C SL 78 2-3 ① K		L FF 87 X SL 77 0-1 ② G3	S SL 77 B SL 78 B SL 75 B FF 88 S FF 88 B FF 88 4-2 19 FC4 BB			C SI 91 X SI 89 0-1 E6 10 1B	3	1	0	0	1	1	0
49 Jair Jurrjens, R (1, 1) OBP: 0.206, SLG: 0.167 19 Yunel Escobar, R (6, PH) OBP: 0.375, SLG: 0.403 46 Manny Acosta, R (7, 1) 10 Chipper Jones, S (8, PH) OBP: 0.485, SLG: 0.631 1 Brent Lillibridge, R (8, PR) 56 Blaine Boyer, R (9, 1)		C FF 89 X FF 89 0-1 ② G3		C FF 88 C SI 88 B FF 90 F CH 83 X FF 89 1-2 ③ G4-3	C CH 85 B SI 93 X SI 92 1-1 ③ FC4 1-2f		X FF 93 0-0 3-H 1B		2 0 0 0 0 0 0 1 0 0 0 0 0 2 0 0 0 0 0 0 0 1 0 1 1 0 0 0 0 0 0 0 0 0 0 0 0 0 0 0 0 0						
Inning Stats	R: 1 E: 0 K: 3 S: 22 H: 3 LOB: 3 BB: 1 P: 33	R: 0 E: 0 K: 2 S: 8 H: 0 LOB: 0 BB: 0 P: 10	R: 0 E: 0 K: 0 S: 14 H: 1 LOB: 2 BB: 1 P: 27	R: 0 E: 0 K: 0 S: 9 H: 0 LOB: 0 BB: 0 P: 12	R: 0 E: 0 K: 2 S: 12 H: 1 LOB: 1 BB: 0 P: 21	R: 0 E: 0 K: 1 S: 11 H: 1 LOB: 2 BB: 1 P: 18	R: 0 E: 0 K: 2 S: 13 H: 1 LOB: 1 BB: 0 P: 21	R: 2 E: 1 K: 1 S: 14 H: 2 LOB: 1 BB: 0 P: 19	R: 2 E: 0 K: 0 S: 7 H: 2 LOB: 3 BB: 2 P: 19	1B: 6 2B: 4 3B: 0 HR: 1 SF: 0 SAC: 0 DP: 0 HBP: 1						

PITCHER		IP	WLS	BF	H	R	ER	SO	BB	IBB	HBP	BLK	WP	HR	S	P	ERA	WHIP
56 Jarrod Washburn, L ERA: 5.52	(1, 1)	5.2		26	6	1	1	8	3	0	0	0	0	0	74	118	1.59	1.588
48 Roy Corcoran, R ERA: 3.68	(6, 1)	0.1	H	1	0	0	0	0	0	0	0	0	0	0	2	3	0.00	0.000
Sean Green, R ERA: 3.24	(7, 1)	1.2	H	8	2	2	1	2	0	0	0	0	0	1	23	35	5.40	1.200
Arthur Rhodes, L ERA: 4.5	(8, 1)	0.1	H	2	1	0	0	1	0	0	0	0	0	0	4	5	0.00	3.000
43 Miguel Batista, R ERA: 6.26	(9, 1)	0.0	L	5	2	2	2	0	1	1	1	0	0	0	7	19	∞	∞

PITCHER	IP	WLS	BF	H	R	ER	SO	BB	IBB	HBP	BLK	WP	HR	S	P	ERA	WHIP

livebaseballscorecards.com

AB	36
R	5
H	11
RBI	5
BB	5
SO	11
LOB	21

WP: 0 PA: 42
PB: 0
SB: 1
CS: 0

Seattle Mariners @ Atlanta Braves

Turner Field, Atlanta, GA

Sun Jun 22 2008, 1:30 PM EDT
Att. 30,965 - Partly Cloudy - 85 F

TOP

livebaseballscorecards.com

Batter	1	2	3	4	5	6	7	8	9	AB	R	H	RBI	BB	SO	LOB
51 Ichiro Suzuki, L (1, 9) OBP: 0.350, SLG: 0.372	C FF 91 X SI 90 0-1 ① G6-3		X SI 89 0-0 ① G3		L FS 81 C SI 90 X FS 82 0-2 ② G6-3		C SI 91 B SI 90 F FS 81 X SI 91 1-2 ② L4		C FF 92 S FF 94 B FF 94 X FF 94 1-2 E5 16 DI 16 1B	5	1	0	0	0	0	2
16 Willie Bloomquist, R (1, 4) OBP: 0.364, SLG: 0.258	B FF 90 C SI 89 B FF 89 B FF 91 X SI 90 3-1 ② G5-3		B CU 72 B SI 88 F SI 89 F SI 90 F SI 91 X SI 91 2-2 1B 1B		C FF 90 B SI 90 B FC 83 B SI 91 B FF 90 4-1 BB		X SI 90 0-0 ③ F9		B SL 80 T FF 93 B SL 82 F FF 93 B SI 94 X FF 93 3-2 1-H DI 1B	4	0	2	1	1	0	2
Raul Ibanez, L (1, 7) OBP: 0.344, SLG: 0.446	X SI 90 0-0 2B		1 SAFE 1 SAFE X SI 89 0-0 1-3 1B		1 SAFE F FS 81 B FF 91 B FS 80 X FS 82 2-1 ③ G4-3			C FF 90 B SL 81 S SI 81 B SL 81 C FF 92 2-3 ① K	B FF 93 C FF 93 C SL 82 F FF 94 S FF 94 1-3 ③ K 1-2	5	0	2	0	0	2	2
Jose Vidro, S (1, 3) OBP: 0.264, SLG: 0.321 18 Ryan Rowland-Smith, L (7, 1) 4 Jose Lopez, R (8, PH) OBP: 0.304, SLG: 0.413 57 Mark Lowe, L (8, 1)	B SI 90 B SI 91 B FC 88 B FF 88 4-0 BB		B SI 91 F FS 80 B SI 90 F FS 80 S FS 82 2-3 ② K			B SI 88 X SI 88 1-0 ① G3		B SI 90 B FF 91 C FF 90 C SI 90 F SI 92 B FF 92 X FF 92 3-2 ② P6		2 0 1 0	0 0 0 0	0 0 0 0	0 0 0 0	1 0 0 0	1 0 0 0	2 0 0 0
Jeremy Reed, L (1, 8) OBP: 0.362, SLG: 0.410	C FF 91 B FF 92 B FS 82 B FS 82 X SI 92 3-1 ③ G4-3		B SI 91 X FS 82 1-0 ③ G1-3			C CU 71 X FC 85 0-1 ② G4-3		B FF 91 B FF 92 F FF 92 X FF 92 2-1 ③ G6-3		4	0	0	0	0	0	4
7 Yuniesky Betancourt, R (1, 6) OBP: 0.293, SLG: 0.412		C SI 90 F FC 86 X FC 86 0-2 ① P6		X FC 84 0-0 ① G6-3		C SI 89 S FS 79 X FS 82 0-2 ③ F7			B FF 91 F FF 90 F FF 92 F FF 93 X SL 82 1-2 9 HR 1B	4	1	1	0	0	0	0
9 Jeff Clement, L (1, 2) OBP: 0.300, SLG: 0.305		C FF 89 B FS 80 X FS 79 1-1 ② G3		B FS 80 C FF 88 S FS 82 H SI 92 2-2 G4-3 HBP			B CU 70 X FS 75 1-0 2B		B FF 92 X FF 92 1-0 1-H HR	3	1	2	2	0	0	0
Miguel Cairo, R (1, 5) OBP: 0.276, SLG: 0.212		B FF 89 B SL 82 C SI 89 S FC 85 B FC 87 F FF 91 B SI 91 4-2 BB		X SI 90 0-0 ② ③ G4-3 1-2f			B SI 91 F FC 84 B FC 86 X SI 91 2-1 ① G5-3		F FF 92 F SL 80 X FF 93 0-2 ① F7	3	0	0	0	1	0	2
52 Carlos Silva, R (1, 1) Jamie Burke, R (5, PH) OBP: 0.288, SLG: 0.298 R.A. Dickey, R (5, 1) Richie Sexson, R (7, PH) OBP: 0.298, SLG: 0.370 (7, 3)		C SI 91 C SI 91 B FC 86 F SI 91 C SI 91 1-3 ③ K			C SI 88 B FC 86 B FC 86 X FF 90 2-1 ① G6-3		C SI 91 B FC 86 B SI 91 B SL 79 B SI 91 4-1 BB		B FF 93 X FF 93 1-0 ② F7	1 1 0 1	0 0 0 0	0 0 0 0	0 0 0 1	0 0 0 0	1 0 0 0	1 0 0 0
Inning Stats	R: 0 E: 0 K: 0 S: 7 H: 1 LOB: 2 BB: 1 P: 17	R: 0 E: 0 K: 1 S: 12 H: 0 LOB: 1 BB: 1 P: 18	R: 0 E: 0 K: 1 S: 10 H: 2 LOB: 2 BB: 0 P: 15	R: 0 E: 0 K: 0 S: 4 H: 0 LOB: 0 BB: 0 P: 6	R: 0 E: 0 K: 0 S: 8 H: 0 LOB: 1 BB: 1 P: 16	R: 0 E: 0 K: 0 S: 6 H: 0 LOB: 0 BB: 0 P: 7	R: 0 E: 0 K: 0 S: 8 H: 1 LOB: 2 BB: 1 P: 16	R: 0 E: 0 K: 1 S: 9 H: 0 LOB: 0 BB: 0 P: 16	R: 3 E: 1 K: 1 S: 19 H: 3 LOB: 1 BB: 0 P: 27	1B: 4 2B: 2 3B: 0 HR: 1 SF: 0 SAC: 0 DP: 1 HBP: 1						

	AB	34
	R	3
	H	7
	RBI	3
	BB	4
	SO	4
	LOB	15

WP: 0 PB: 0 SB: 0 CS: 0 PA: 39

PITCHER		IP	WLS	BF	H	R	ER	SO	BB	IBB	HBP	BLK	WP	HR	S	P	ERA	WHIP
15 Tim Hudson, R ERA: 2.96	(1, 1)	7.0	W	29	4	0	0	2	4	0	1	0	0	0	55	95	0.00	1.143
Will Ohman, L ERA: 3.41	(8, 1)	1.0		3	0	0	0	1	0	0	0	0	0	0	9	16	0.00	0.000
51 Michael Gonzalez, L ERA: 9.0	(9, 1)	1.0		7	3	3	2	1	0	0	0	0	0	1	19	27	18.00	3.000

PITCHER		IP	WLS	BF	H	R	ER	SO	BB	IBB	HBP	BLK	WP	HR	S	P	ERA	WHIP

Batter	1	2	3	4	5	6	7	8	9	AB	R	H	RBI	BB	SO	LOB
1 Grégor Blanco, L (1, 8) OBP: 0.362, SLG: 0.317	C SI 89 F SI 90 B SI 90 B SI 90 X CH 80 2-2 G3		F SI 92 B FF 92 X SI 91 1-1 4 1B 1B	X CH 83 0-0 1-2 3-H 1B		C KN 74 B EP 64 B KN 79 T FF 86 S KN 71 2-3 K		B FF 95 F FF 95 F FF 96 X FF 96 1-2 G6-3		5	0	2	1	0	1	0
4 Omar Infante, R (1, 6) OBP: 0.352, SLG: 0.427	B SI 91 B FF 91 X SI 91 2-0 P6		X SL 83 0-0 2 FC5-4 1-3 1B	B SL 82 B SL 81 B SI 92 C SI 89 S CH 82 X CH 82 3-2 G5-3		X KN 70 0-0 G3		F FF 96 X FF 95 0-1 F8		5	0	1	0	0	0	2
2 Kelly Johnson, L (1, 4) OBP: 0.356, SLG: 0.459	X FF 91 0-0 F7		D SI 92 1 SAFE C CH 82 F CH 82 X FF 92 1-2 FC5-4 1-2f		B FF 84 B FF 83 F FF 82 C FF 84 B KN 73 B FF 83 4-2 16 FC4-6 BB		B SL 79 X SI 89 1-0 HR 1B	X FF 95 0-0 F8		4	1	1	0	1	0	2
Mark Teixeira, S (1, 3) OBP: 0.367, SLG: 0.465		B SI 90 X SI 90 1-0 HR		X SI 90 0-0 HR	B FF 85 B KN 70 C KN 70 C KN 72 B FF 86 S KN 70 3-3 K		X SI 89 0-0 1-H HR			4	3	3	4	0	1	1
16 Brian McCann, L (1, 2) OBP: 0.383, SLG: 0.569		F SI 92 B CH 82 B SL 84 F CH 82 F FF 92 F FF 92 F SI 92 X CH 82 2-2 G4-6-3 1B		C SI 92 X CH 80 0-1 HR	S KN 72 1 SAFE C KN 74 X KN 79 0-2 FC4-6 2B 8 1B 1-2f		C SL 78 S CU 70 B SI 91 B CU 72 F CU 72 B SI 92 S CU 72 3-3 K			4	2	2	1	0	1	1
Greg Norton, S (1, 7) OBP: 0.330, SLG: 0.382		B SI 92 C SI 91 X SI 90 1-1 G4-6-3 1-2f		X SI 92 0-0 28 FC5-4 1B	S KN 71 X KN 80 0-1 8 1B 1-3 2B		F CH 81 S CH 79 B SI 90 X CH 79 1-2 F9			4	1	2	0	0	0	1
8 Ruben Gotay, S (1, 5) OBP: 0.350, SLG: 0.314		B SI 92 B CH 82 B CH 82 C SI 92 X CH 82 3-1 G4-3		C CH 81 F CH 82 S SI 91 0-3 K	D KN 72 C KN 74 C KN 74 X KN 77 1-2 28 FC4-6 2-H 3-H 1B		C CH 79 B CU 72 S CH 79 B SI 91 F CH 80 B FF 91 B CH 77 4-2 28 1B BB			3	0	1	2	1	1	1
28 Brandon Jones, L (1, 9) OBP: 0.400, SLG: 0.545			C FF 91 T SI 91 F CH 81 X SI 92 0-2 G4-3	B SI 91 F CH 82 F CH 82 B SI 92 X FF 92 2-2 FC5-4 15 1B 1 1B 1-2f	D KN 71 F FF 84 X KN 73 1-1 FC4-6 1-2f		B SL 75 X FF 90 1-0 1-2 1B			4	1	1	0	0	0	2
15 Tim Hudson, R (1, 1) OBP: 0.152, SLG: 0.156 7 Jeff Francoeur, R (7, PH) OBP: 0.300, SLG: 0.402 Will Ohman, L (8, 1) 51 Michael Gonzalez, R (9, 1)			X SI 92 0-0 G1-3	X SI 92 0-0 1 1B 1-3 1B		B FF 86 F FF 82 C FF 87 B KN 78 F FF 87 S KN 70 2-3 K	F CH 77 B CU 70 S CH 81 T CH 80 1-2 K			3 1 0 0	0 0 0 0	1 0 0 0	0 0 0 0	0 0 0 0	1 1 0 0	0 2 0 0
Inning Stats	R: 0 E: 0 K: 0 S: 5 H: 0 LOB: 0 BB: 0 P: 9	R: 1 E: 0 K: 0 S: 11 H: 2 LOB: 0 BB: 0 P: 18	R: 0 E: 0 K: 0 S: 11 H: 2 LOB: 2 BB: 0 P: 13	R: 3 E: 0 K: 1 S: 15 H: 5 LOB: 2 BB: 0 P: 20	R: 2 E: 0 K: 1 S: 15 H: 2 LOB: 1 BB: 1 P: 24	R: 0 E: 0 K: 2 S: 8 H: 0 LOB: 0 BB: 0 P: 12	R: 2 E: 0 K: 2 S: 16 H: 3 LOB: 2 BB: 1 P: 27	R: 0 E: 0 K: 0 S: 6 H: 0 LOB: 0 BB: 0 P: 7		1B: 9 2B: 1 3B: 0 HR: 4 SF: 0 SAC: 0 DP: 1 HBP: 0			WP: 0 PB: 0 SB: 0 CS: 0 PA: 39	

PITCHER		IP	WLS	BF	H	R	ER	SO	BB	IBB	HBP	BLK	WP	HR	S	P	ERA	WHIP
52 Carlos Silva, R ERA: 5.92	(1, 1)	4.0	L	20	9	4	4	1	0	0	0	0	0	3	42	60	9.00	2.250
R.A. Dickey, R ERA: 5.77	(5, 1)	2.0		9	2	2	2	3	1	0	0	0	0	0	23	36	9.00	1.500
18 Ryan Rowland-Smith, L ERA: 2.95	(7, 1)	1.0		7	3	2	2	2	1	0	0	0	0	1	16	27	18.00	4.000
57 Mark Lowe, R ERA: 4.83	(8, 1)	1.0		3	0	0	0	0	0	0	0	0	0	0	6	7	0.00	0.000

PITCHER	IP	WLS	BF	H	R	ER	SO	BB	IBB	HBP	BLK	WP	HR	S	P	ERA	WHIP

BOTTOM

Seattle Mariners @ Atlanta Braves

Turner Field, Atlanta, GA

Sun Jun 22 2008, 1:30 PM EDT
Att. 30,965 - Partly Cloudy - 85 F

livebaseballscorecards.com

AB	37
R	8
H	14
RBI	8
BB	2
SO	6
LOB	12

Batter	1	2	3	4	5	6	7	8	9	AB	R	H	RBI	BB	SO	LOB
23 Rickie Weeks Jr., R (1, 4) OBP: 0.332, SLG: 0.364	C FF 88 B SI 90 B FF 90 T FF 90 F SI 91 B FF 91 X FF 92 3-2 8 G6-3 1B		C CU 70 F SL 80 B FF 92 F SI 91 B CH 82 F SL 80 X FF 92 2-2 7 2B 2B	B FF 91 B FF 92 B FF 91 B FF 90 4-0 7 G5-4-3 BB			B CU 74 F FF 90 C FF 91 X SL 87 1-2 7 SH1-3 7 S 1B		C FF 93 B SL 86 X SL 85 1-1 ② F8 2-3	4	1	3	0	1	0	1
7 J.J. Hardy, R (1, 6) OBP: 0.324, SLG: 0.370	B FF 90 C CH 82 F FF 91 F SI 91 B CH 82 B SI 90 1 SAFE X SI 90 3-2 ① F7		C SI 90 F SI 90 B SI 92 B SL 83 F CU 78 B FF 91 X CH 83 3-2 8 2B 2-H 2B	C FF 90 F SL 88 B FF 92 F FF 91 1 SAFE X SL 88 1-2 ② ③ G5-4-3 1-2f			S SL 84 X FF 91 0-1 ① SH1-3 1-3		C SI 92 X SI 95 0-1 ③ G6-3	4	1	1	1	0	0	3
8 Ryan Braun, R (1, 7) OBP: 0.325, SLG: 0.565	B SI 89 T SI 89 1 SAFE X SI 90 1-1 ② G6-3 1-2		X SI 89 0-0 28 F9 2-H 2B		B CU 74 S FF 91 B FF 92 F FF 92 X FF 93 2-2 1 G6-3 1 S 1B		C FF 92 F FF 91 F SL 86 C FF 92 0-3 ② K			4	0	2	1	0	1	2
28 Prince Fielder, L (1, 3) OBP: 0.375, SLG: 0.520	C FF 90 B FF 85 F SI 90 X FF 91 1-2 ③ G6-3		X FF 90 0-0 ① F9 2-3		S FF 92 C SL 87 1 SAFE S FF 92 0-3 ① K		X SI 88 0-0 ③ G4-3			4	0	0	0	0	1	4
1 Corey Hart, R (1, 9) OBP: 0.336, SLG: 0.500		F SI 88 B SI 91 F CH 81 X SI 91 1-2 25 WP 25 HR 1B	S SI 89 B SI 91 B SI 90 F CU 79 B SL 79 B CU 71 4-2 25 BB BB		C SL 87 X SL 88 0-1 ② G6-3 1-3			C FF 91 F FF 93 B SL 86 F FF 94 B SL 86 F FF 94 X SI 94 2-2 ① G5-3		3	1	1	0	1	0	1
25 Mike Cameron, R (1, 8) OBP: 0.298, SLG: 0.491		D SI 89 F CH 81 D CH 82 X SI 90 2-1 1-H HR	B CH 81 B SI 91 B FF 91 C FF 90 1 SAFE F FF 90 B SI 91 4-2 1-2 BB		B FF 93 C SL 88 F FF 92 B FF 93 S FF 91 2-3 ③ K			B FF 94 B SI 93 S FF 93 S SL 85 B FF 95 F CU 80 X FF 93 3-2 ② P4		3	1	1	2	1	1	1
2 Bill Hall, R (1, 5) OBP: 0.285, SLG: 0.397		C CU 70 F CH 81 S SI 90 0-3 ① K	B FF 90 C FF 91 X SL 87 1-1 ② L4			F FF 90 F FF 92 X FF 93 0-2 ① F9		X SI 93 0-0 ③ L9		4	0	0	0	0	1	3
18 Jason Kendall, R (1, 2) OBP: 0.342, SLG: 0.353		B FF 89 B FF 89 C FF 90 X SI 90 2-1 ② F7	C FF 92 X FF 91 0-1 ③ F9			C FF 92 B FF 92 C SL 86 B FF 92 F FF 92 F FF 92 X FF 91 2-2 ② G5-3			B FF 91 X FF 92 1-0 23 F8 15 SH1-4 1B	4	0	1	0	0	0	3
15 Ben Sheets, R (1, 1) OBP: 0.111, SLG: 0.114		C FF 90 X FF 90 0-1 ③ G6-3		B FF 89 C FF 90 C FF 92 B FF 93 F FF 93 S FF 92 2-3 ① K		L FF 88 S FF 91 X FF 92 0-2 ③ P4			B SI 89 B FF 89 X FF 92 2-0 ① SH1-4 1-2	3	0	0	0	0	1	0
Inning Stats	R: 0 E: 0 K: 0 S: 13 H: 1 LOB: 1 BB: 0 P: 21	R: 2 E: 0 K: 1 S: 12 H: 2 LOB: 0 BB: 0 P: 17	R: 2 E: 0 K: 0 S: 19 H: 3 LOB: 3 BB: 2 P: 33	R: 0 E: 0 K: 1 S: 8 H: 0 LOB: 0 BB: 1 P: 15	R: 0 E: 0 K: 2 S: 11 H: 1 LOB: 1 BB: 0 P: 15	R: 0 E: 0 K: 0 S: 11 H: 0 LOB: 0 BB: 0 P: 13	R: 0 E: 0 K: 1 S: 10 H: 1 LOB: 1 BB: 0 P: 11	R: 0 E: 0 K: 0 S: 10 H: 0 LOB: 0 BB: 0 P: 15	R: 0 E: 0 K: 0 S: 6 H: 1 LOB: 1 BB: 0 P: 10	1B: 5 2B: 3 3B: 0 HR: 1 SF: 0 SAC: 2 DP: 1 HBP: 0						

PITCHER		IP	WLS	BF	H	R	ER	SO	BB	IBB	HBP	BLK	WP	HR	S	P	ERA	WHIP
37 Jo-Jo Reyes, L ERA: 4.48	(1, 1)	2.1	L	15	6	4	4	1	2	0	0	0	1	1	40	66	15.43	3.429
38 Buddy Carlyle, R ERA: 2.0	(3, 1)	4.1		15	2	0	0	4	1	0	0	0	0	0	43	58	0.00	0.692
Royce Ring, L ERA: 3.38	(7, 1)	0.1		1	0	0	0	0	0	0	0	0	0	0	1	1	0.00	0.000
30 Jeff Bennett, R ERA: 4.26	(8, 1)	2.0		7	1	0	0	0	0	0	0	0	0	0	16	25	0.00	0.500

PITCHER	IP	WLS	BF	H	R	ER	SO	BB	IBB	HBP	BLK	WP	HR	S	P	ERA	WHIP

TOP

Milwaukee Brewers @ Atlanta Braves

Turner Field, Atlanta, GA

Mon Jun 23 2008, 7:00 PM EDT

Att. 25,661 - Partly Cloudy - 86 F

livebaseballscorecards.com

AB	33
R	4
H	9
RBI	4
BB	3
SO	5
LOB	18

WP: 1 PA: 38
PB: 0
SB: 2
CS: 0

Batter	1	2	3	4	5	6	7	8	9	AB	R	H	RBI	BB	SO	LOB
1 Grégor Blanco, L (1, 8) OBP: 0.356, SLG: 0.311	C FF 91 X FF 93 0-1 F9 ①		X FF 93 0-0 E2		B FF 95 B FF 94 C FF 92 C CU 80 X FF 95 2-2 G4-3 ③			C CU 81 C CU 82 S CU 81 0-3 K ③		4	0	0	0	0	1	0
19 Yunel Escobar, R (1, 6) OBP: 0.371, SLG: 0.397	C FF 92 B CU 81 C CU 82 B CU 80 X CU 79 2-2 G6-3 ②		B CU 83 X CU 81 1-0 F8 ③			F CH 88 C FF 91 X FF 90 0-2 F9 ①			F FF 94 X FF 90 0-1 G6-3 ①	4	0	0	0	0	0	1
2 Kelly Johnson, L (1, 4) OBP: 0.358, SLG: 0.460	X FF 93 0-0 1B			C FF 92 X CH 88 0-1 1B 16 G6-3 1B		C CU 79 F FF 92 B CU 82 B SI 93 S CU 82 2-3 K ②			B CU 80 B CU 80 C FF 92 C FF 93 X CU 82 2-2 F9 ②	4	1	2	0	0	1	0
Mark Teixeira, S (1, 3) OBP: 0.365, SLG: 0.462	C FF 91 B CU 80 B FF 92 F FF 93 1 SAFE X FF 94 2-2 G3 ③			X FF 93 0-0 16 G6-3 1-3 1B		B FF 94 S CH 88 X FF 94 1-1 P6 ③			B CU 81 X FF 94 1-0 P6 ③	4	0	1	0	0	0	1
16 Brian McCann, L (1, 2) OBP: 0.379, SLG: 0.562		B FF 93 F FF 94 X CH 88 1-1 F7 ①		D FF 93 C FF 96 B FF 95 X SI 95 2-1 G6-3 ①② 1-2f 3-H			C FF 93 F CH 87 F FF 94 B FF 93 B CU 82 S CU 83 2-3 K ①			3	0	0	0	0	1	1
4 Omar Infante, R (1, 5) OBP: 0.351, SLG: 0.424		X FF 94 0-0 F9 ②		B CU 81 B CU 82 C FF 95 C FF 94 F FF 96 X CU 84 2-2 1B			C FF 89 B FF 92 C FF 91 B FF 92 B CU 83 C FF 94 3-3 K ②			3	0	1	0	0	1	0
7 Jeff Francoeur, R (1, 9) OBP: 0.297, SLG: 0.398 30 Jeff Bennett, R (8, 1) OBP: 0.250, SLG: 0.143		B FF 94 B CU 82 X FF 92 2-0 G6-3 ③		1 SAFE B CU 83 C FF 93 1 SAFE F CU 82 C FF 95 1-3 K ③			S CU 82 X CU 82 0-1 G5-3 ③			3 0	0 0	0 0	0 0	0 0	1 0	1 0
28 Brandon Jones, L (1, 7) OBP: 0.368, SLG: 0.500 (8, 9)			B FF 93 X FF 92 1-0 G3 ①		C CU 81 F FF 94 B FF 94 C CU 82 1-3 K ①			C CU 80 B CU 81 X FF 93 1-1 G1-3 ①		3	0	0	0	0	1	0
37 Jo-Jo Reyes, L (1, 1) 38 Buddy Carlyle, L (3, 1) Royce Ring, L (7, 1) Greg Norton, S (8, 7) OBP: 0.328, SLG: 0.379			C FF 94 F FF 93 X CU 80 0-2 F7 ②		B FF 94 C FF 94 F FF 93 B CU 82 F FF 96 X CU 83 2-2 G3 ②			C CU 79 B CU 82 B FF 90 C FF 93 F FF 93 T FF 94 2-2 K ②		0 2 0 1	0 0 0 0	0 0 0 0	0 0 0 0	0 0 0 0	0 0 0 1	0 0 0 0
Inning Stats	R: 0 E: 0 K: 0 S: 9 H: 1 LOB: 1 BB: 0 P: 13	R: 0 E: 0 K: 0 S: 4 H: 0 LOB: 0 BB: 0 P: 7	R: 0 E: 1 K: 0 S: 6 H: 0 LOB: 1 BB: 0 P: 8	R: 1 E: 0 K: 1 S: 12 H: 3 LOB: 1 BB: 0 P: 17	R: 0 E: 0 K: 1 S: 10 H: 0 LOB: 0 BB: 0 P: 15	R: 0 E: 0 K: 1 S: 8 H: 0 LOB: 0 BB: 0 P: 11	R: 0 E: 0 K: 2 S: 9 H: 0 LOB: 0 BB: 0 P: 14	R: 0 E: 0 K: 2 S: 9 H: 0 LOB: 0 BB: 0 P: 12	R: 0 E: 0 K: 0 S: 6 H: 0 LOB: 0 BB: 0 P: 9	1B: 4 2B: 0 3B: 0 HR: 0	SF: 0 SAC: 0 DP: 1 HBP: 0					

PITCHER	IP	WLS	BF	H	R	ER	SO	BB	IBB	HBP	BLK	WP	HR	S	P	ERA	WHIP
15 Ben Sheets, R (1, 1) ERA: 2.59	9.0	W	31	4	1	1	7	0	0	0	0	0	0	73	106	1.00	0.444

PITCHER	IP	WLS	BF	H	R	ER	SO	BB	IBB	HBP	BLK	WP	HR	S	P	ERA	WHIP

BOTTOM

Milwaukee Brewers @ Atlanta Braves

Turner Field, Atlanta, GA

Mon Jun 23 2008, 7:00 PM EDT
Att. 25,661 - Partly Cloudy - 86 F

livebaseballscorecards.com

AB	31
R	1
H	4
RBI	0
BB	0
SO	7
LOB	4

PA: 31

Batter	1	2	3	4	5	6	7	8	9	AB	R	H	RBI	BB	SO	LOB
23 Rickie Weeks Jr., R (1, 4) OBP: 0.326, SLG: 0.358	C FF 92 X FF 91 0-1 E6 7 1B 8 1B	S CU 75 D CU 75 S CH 81 X FF 90 1-2 ② G6-3		B FF 90 F CH 82 D CU 76 F CH 80 X CU 76 2-2 ② SF9 3-H		C CH 80 1 SAFE B FF 90 B CU 76 X FF 92 2-1 ③ G5-3			C CU 78 B CU 79 B FF 97 F FF 95 F CU 79 F FF 96 F FF 96 B CU 79 X FF 94 3-2 ③ F9	4	1	0	1	0	0	2
7 J.J. Hardy, R (1, 6) OBP: 0.331, SLG: 0.378	1 SAFE C FF 90 1 SAFE X CH 82 0-1 8 E 8 1B 1 FC5-4 1-2 1B	B CU 75 B SL 84 C FF 89 X CH 81 2-1 2-H 2B		C FF 92 F FF 90 X SL 82 0-2 ③ G5-3			B FF 95 B FF 95 B FF 94 B FF 93 4-0 8 G6-4-3 BB			3	1	2	1	1	0	0
8 Ryan Braun, R (1, 7) OBP: 0.324, SLG: 0.561	X FF 94 0-0 E9 1 FC5-4 1-3 2-H 1B	C FF 91 F FF 90 B FF 94 F CU 76 X FF 93 1-2 ③ F9			C SL 80 F FF 88 X CU 74 0-2 ① F8		1 SAFE X FF 93 0-0 ①② G6-4-3 1-2f			4	0	1	1	0	0	2
28 Prince Fielder, L (1, 3) OBP: 0.371, SLG: 0.513	X FF 90 0-0 ① F9		B CU 74 X CH 80 1-0 ① G3		B FF 90 S CH 81 B CU 74 X SI 89 2-1 E6 14 WP		B FF 93 X FF 96 1-0 ③ G4-3			4	0	0	0	0	0	2
1 Corey Hart, R (1, 9) OBP: 0.334, SLG: 0.500	S FF 94 1 SAFE F FF 93 B FF 93 X SL 87 1-2 ② FC5-4 14 E 1-2f 3-H		B SI 90 C FF 91 F CU 76 X SL 83 1-2 14 G4-3 2B		X FF 89 0-0 ② F9			B FF 94 C SL 80 X FF 94 1-1 ① F9		4	0	1	1	0	0	2
14 Russell Branyan, L (1, 5) OBP: 0.384, SLG: 0.770	X SI 90 0-0 E9 1-3 1B		X CH 81 0-0 ② G4-3 2-3		B CU 76 B CH 82 F CH 81 T FF 92 F FF 93 S CU 76 2-3 ③ K 1-2			F FF 92 B CH 86 B CH 86 F SL 78 C FF 94 2-3 ② K		4	0	1	0	0	2	2
25 Mike Cameron, R (1, 8) OBP: 0.292, SLG: 0.479	B FF 90 C SL 85 F CH 81 F FF 89 F CU 74 C FF 93 1-3 ③ K		F FF 92 B FF 89 B CU 75 C SL 86 S CH 81 2-3 ③ K			C SL 82 F CU 75 B CH 82 F FF 92 B CH 79 F CU 75 F FF 92 F SI 89 S CH 81 2-3 ① K		F FF 96 B FF 95 B SL 82 C FF 93 B FF 96 X FF 94 3-2 ③ P2		4	0	0	0	0	3	3
18 Jason Kendall, R (1, 2) OBP: 0.348, SLG: 0.357		C FF 92 X FF 91 0-1 31 SH3-4 7 2B 1B		B FF 92 C CH 81 B FF 92 F FF 91 B FF 93 B FF 90 4-2 31 SH1-4 31 S 23 SF9 BB		B FF 92 C CH 80 F CH 80 B CU 74 X CH 82 2-2 1B			B FF 96 B FF 95 B FF 96 C FF 95 S FF 94 S FF 95 3-3 ① K	3	2	2	0	1	1	0
31 Dave Bush, R (1, 1) OBP: 0.107, SLG: 0.143 Brian Shouse, L (8, 1) Craig Counsell, L (9, PH) OBP: 0.351, SLG: 0.353 Salomon Torres, R (9, 1)		L FF 90 X FF 90 0-1 ① SH3-4 1-2		B FF 89 C FF 91 B FF 92 L FF 92 X FF 91 2-2 ① SH1-4 1-3		1 SAFE F FF 91 F FF 91 X FF 92 0-2 ② F9			B FF 96 C FF 95 B FF 96 B FF 95 C FF 95 X FF 96 3-2 ② G4-3	1 0 1 0	0 0 0 0	0 0 0 0	0 0 0 0	0 0 0 0	0 0 0 0	1 0 0 0

livebaseballscorecards.com

Milwaukee Brewers @ Atlanta Braves

Turner Field, Atlanta, GA

Tue Jun 24 2008, 7:00 PM EDT

Att. 29,224 - Clear - 89 F

TOP

AB	32
R	4
H	7
RBI	4
BB	2
SO	6
LOB	14

Inning Stats	1	2	3	4	5	6	7	8	9
	R: 2 E: 3 K: 1 S: 15	R: 1 E: 0 K: 0 S: 13	R: 0 E: 0 K: 1 S: 8	R: 1 E: 0 K: 0 S: 11	R: 0 E: 1 K: 1 S: 10	R: 0 E: 0 K: 1 S: 15	R: 0 E: 0 K: 0 S: 2	R: 0 E: 0 K: 1 S: 8	R: 0 E: 0 K: 1 S: 12
	H: 3 LOB: 2 BB: 0 P: 17	H: 2 LOB: 1 BB: 0 P: 17	H: 1 LOB: 1 BB: 0 P: 12	H: 0 LOB: 0 BB: 1 P: 19	H: 0 LOB: 1 BB: 0 P: 14	H: 1 LOB: 1 BB: 0 P: 21	H: 0 LOB: 0 BB: 1 P: 7	H: 0 LOB: 0 BB: 0 P: 14	H: 0 LOB: 0 BB: 0 P: 21

1B: 5 SF: 1
2B: 2 SAC: 2
3B: 0 DP: 1
HR: 0 HBP: 0

WP: 1 PA: 37
PB: 0
SB: 1
CS: 0

PITCHER		IP	WLS	BF	H	R	ER	SO	BB	IBB	HBP	BLK	WP	HR	S	P	ERA	WHIP
50 Charlie Morton, R ERA: 4.24	(1, 1)	6.0	L	28	7	4	2	4	1	0	0	0	1	0	72	100	3.00	1.333
46 Manny Acosta, R ERA: 4.12	(7, 1)	2.0		6	0	0	0	1	1	0	0	0	0	0	10	21	0.00	0.500
56 Blaine Boyer, R ERA: 3.8	(9, 1)	1.0		3	0	0	0	1	0	0	0	0	0	0	12	21	0.00	0.000

PITCHER	IP	WLS	BF	H	R	ER	SO	BB	IBB	HBP	BLK	WP	HR	S	P	ERA	WHIP

Batter	1	2	3	4	5	6	7	8	9	AB	R	H	RBI	BB	SO	LOB
1 Grégor Blanco, L (1, 8) OBP: 0.349, SLG: 0.304	C SI 88 B CU 69 S SI 83 B CU 70 X SI 90 2-2 ① G4-3			F CH 82 F CU 70 B FF 90 B CU 69 F SI 89 X FF 87 2-2 E3 19 1B		F SI 88 X FF 85 0-1 ① F9		F SI 82 B SL 76 X SI 81 1-1 ① FC6-4 8 L3 1-2f		4	0	0	0	0	0	2
19 Yunel Escobar, R (1, 6) OBP: 0.372, SLG: 0.398 8 Ruben Gotay, S (5, 5) OBP: 0.339, SLG: 0.302	F SI 90 F FC 78 B FF 89 F CU 70 B FF 90 F FC 81 S SI 89 2-3 ② K			X SI 89 0-0 2 L3 1-2 1B		C CU 71 C CU 70 B SI 89 X CU 71 1-2 ② FC3-6 1-2f		C SI 82 C SI 82 B SI 82 X SI 81 1-2 ② ③ L3 1-1		2 2	0 0	1 0	0 0	0 0	1 0	0 2
2 Kelly Johnson, L (1, 4) OBP: 0.357, SLG: 0.455	C CU 70 X CU 70 0-1 ③ G3-1			X CU 69 0-0 ① ② L3 1-1		S CH 82 B SI 82 S SI 84 X SI 90 1-2 ③ P6			B SI 92 B SI 92 B SI 92 C SI 92 F SI 92 B SI 94 4-2 HR BB	3	1	0	0	1	0	3
Mark Teixeira, S (1, 3) OBP: 0.367, SLG: 0.476		B SI 88 B CH 85 F SI 89 F FC 84 X FF 90 2-2 ① P5		B SI 89 C SI 89 B FF 86 S SI 82 S SI 90 2-3 ③ K			B FF 84 C CH 81 X CH 80 1-1 16 G4-3 4 G4-3 2B		X SI 94 0-0 1-H HR	4	2	2	2	0	1	1
16 Brian McCann, L (1, 2) OBP: 0.378, SLG: 0.557 49 Jair Jurrjens, R (9, PR) OBP: 0.206, SLG: 0.167		B SI 90 F SI 89 B SI 89 X SI 89 2-1 ② L4			B SI 88 X CH 81 1-0 ① F8		X SI 88 0-0 ① G4-3 2-3		C SI 93 B CH 88 F SI 93 B CH 84 B CU 78 F SI 95 X CH 87 3-2 7 G6-3 4 SH1-4 1B	4 0	0 0	1 0	0 0	0 0	0 0	1 0
4 Omar Infante, R (1, 5) OBP: 0.342, SLG: 0.412 (5, 6)		B FC 81 C FC 81 X CU 70 1-1 ③ F7			B SI 89 B SI 89 C SI 88 X FC 82 2-1 ② F9		B FC 83 F SI 89 X SI 89 1-1 ② G4-3 3-H		B SI 91 L SI 92 B SI 93 X SI 92 2-1 ① SH1-4 1-2	3	0	0	1	0	0	0
7 Jeff Francoeur, R (1, 9) OBP: 0.299, SLG: 0.399		B FC 82 C FC 80 F SI 89 F FF 89 B FC 82 B FF 90 F FF 90 C SI 90 3-3 ① K			X FC 82 0-0 1B		B FC 80 C SI 90 X CU 70 1-1 1B		F SI 93 F SI 92 X CU 82 0-2 ② G6-3 2-3	4	0	2	0	0	1	2
28 Brandon Jones, L (1, 7) OBP: 0.357, SLG: 0.462		B CU 70 B SI 82 X SI 89 2-0 ② G4-3			B SI 83 B SI 89 B SI 90 C SI 89 F SI 90 F FF 90 X FF 89 3-2 ③ F8		C CU 70 B SI 90 C CH 81 B SI 90 S CU 71 2-3 ③ K		I IN 58 I IN 62 I IN 63 I IN 61 4-0 IBB	3	0	0	0	1	1	2
50 Charlie Morton, R (1, 1) Greg Norton, S (6, PH) OBP: 0.333, SLG: 0.379 46 Manny Acosta, R (7, 1) 10 Chipper Jones, S (8, PH) OBP: 0.487, SLG: 0.632 1 Brent Lillibridge, R (8, PR) 56 Blaine Boyer, R (9, 1) Corky Miller, R (9, PH) OBP: 0.182, SLG: 0.175		C SI 89 C CU 70 S CU 71 0-3 ③ K			C SI 88 C CU 69 B SI 89 B CU 70 B FF 89 B CU 70 4-2 8 FC3-6 BB			B SI 81 X SI 81 1-0 1 FC6-4 1B	B SI 94 B SI 94 B SI 92 C SI 94 S SI 94 F SI 94 X SI 94 3-2 ③ L6	1 0 0 1 0 0 1	0 0 0 0 0 0 0	0 0 0 1 0 0 0	0 1 0 0 0 0 0	0 0 0 0 0 0 0	1 0 0 0 0 0 0	0 0 0 0 0 0 2
Inning Stats	R: 0 H: 0 E: 0 LOB: 0 K: 1 BB: 0 S: 10 P: 14	R: 0 H: 0 E: 0 LOB: 0 K: 0 BB: 0 S: 7 P: 12	R: 0 H: 0 E: 0 LOB: 0 K: 2 BB: 0 S: 9 P: 14	R: 0 H: 1 E: 1 LOB: 1 K: 1 BB: 0 S: 9 P: 13	R: 0 H: 1 E: 0 LOB: 1 K: 0 BB: 0 S: 8 P: 14	R: 0 H: 0 E: 0 LOB: 1 K: 0 BB: 1 S: 10 P: 16	R: 1 H: 2 E: 0 LOB: 1 K: 1 BB: 0 S: 10 P: 15	R: 0 H: 1 E: 0 LOB: 1 K: 0 BB: 0 S: 6 P: 9	R: 2 H: 2 E: 0 LOB: 2 K: 0 BB: 2 S: 16 P: 32	1B: 5 2B: 3 3B: 0 HR: 1	SF: 0 SAC: 1 DP: 2 HBP: 0		WP: 0 PB: 0 SB: 0 CS: 0	PA: 36			

PITCHER		IP	WLS	BF	H	R	ER	SO	BB	IBB	HBP	BLK	WP	HR	S	P	ERA	WHIP
31 Dave Bush, R ERA: 4.94	(1, 1)	7.0	W	26	4	1	1	5	1	0	0	0	0	0	63	98	1.29	0.714
Brian Shouse, L ERA: 1.98	(8, 1)	1.0	H	3	1	0	0	0	0	0	0	0	0	0	6	9	0.00	1.000
Salomon Torres, R ERA: 2.62	(9, 1)	1.0	S	7	2	2	2	0	1	1	0	0	0	1	16	32	18.00	3.000

PITCHER	IP	WLS	BF	H	R	ER	SO	BB	IBB	HBP	BLK	WP	HR	S	P	ERA	WHIP

BOTTOM

Milwaukee Brewers @ Atlanta Braves

Turner Field, Atlanta, GA

Tue Jun 24 2008, 7:00 PM EDT

Att. 29,224 - Clear - 89 F

livebaseballscorecards.com

AB	32
R	3
H	7
RBI	3
BB	3
SO	5
LOB	15

Milwaukee Brewers @ Atlanta Braves

Turner Field, Atlanta, GA

Wed Jun 25 2008, 1:00 PM EDT

Att. 34,829 - Partly Cloudy - 92 F

TOP

livebaseballscorecards.com

Batter	1	2	3	4	5	6	7	8	9	AB	R	H	RBI	BB	SO	LOB
23 Rickie Weeks Jr., R (1, 4) OBP: 0.329, SLG: 0.373	C FF 84 B FF 85 F SL 81 F CH 76 X FF 86 1-2 ① G4-3		C CU 69 F FF 84 B CH 74 F CU 70 X FF 86 1-2 G3 2B 3-H			C SL 78 C SL 79 X CU 70 0-2 ① G1-3		B FF 93 B FF 93 X FF 93 2-0 3B		4	0	2	1	0	0	0
Craig Counsell, L (1, 6) OBP: 0.341, SLG: 0.342	B FF 86 S CH 75 B FF 86 B FF 86 C FF 85 X FF 85 3-2 ② F7		B CH 73 C CU 68 C CH 73 X CU 70 1-2 ② G3 2-3			C CU 69 B FF 85 B FF 85 X CH 74 2-1 ② L6		B SI 94 B FF 95 C FF 94 C FF 92 X CU 75 2-2 ③ G5-3		4	0	0	0	0	0	2
8 Ryan Braun, R (1, 7) OBP: 0.323, SLG: 0.557	C F FF 84 B FF 86 S FF 87 1-3 ③ K		B SL 80 B SL 80 F SL 81 F CU 68 B CH 76 S CH 75 3-3 ③ K			C FF 85 S CH 74 X CU 70 0-2 ③ F8			X FF 90 0-0 28 FC3-6 1B	4	0	1	0	0	2	1
28 Prince Fielder, L (1, 3) OBP: 0.366, SLG: 0.505		B B CH 74 X 2-0 ① G3-1	C CU 68 S CH 75 B CH 74 B CH 74 S CU 71 2-3 ① K			X CH 73 0-0 ① F8			B FF 92 C FF 92 S SL 80 F FF 92 B SL 83 X SL 82 2-2 ① FC3-6 1-2f	4	0	0	0	0	1	1
1 Corey Hart, R (1, 9) OBP: 0.333, SLG: 0.500		B B X 2-0 ② F7	B FF 85 B SL 80 S CH 74 F FF 86 F CH 76 C CU 70 2-3 ② K			C FF 84 X CU 69 0-1 14 G6-3 2B			F FF 91 B SL 80 F SL 78 B FF 92 S SL 82 2-3 ② K	4	0	1	0	0	2	1
14 Russell Branyan, L (1, 5) OBP: 0.371, SLG: 0.740 2 Bill Hall, R (9, PH) OBP: 0.283, SLG: 0.396		S F S 0-3 ③ K	B CU 67 X CH 74 1-0 ③ L4			S CH 74 B FF 86 S CU 68 X CH 72 1-2 ② G6-3 2-3			B FF 92 C SL 77 F SL 82 F FF 92 F SL 81 S SL 83 1-3 ③ K	3 1	0 0	0 0	0 0	0 0	1 1	1 1
25 Mike Cameron, R (1, 8) OBP: 0.293, SLG: 0.476 57 Mitch Stetter, L (7, 1) Guillermo Mota, R (8, 1)			X SL 79 0-0 E1 11 2B 1B		C CU 69 S SL 79 B CU 70 F CH 73 X CU 70 1-2 ① P2		B SL 80 X CU 68 1-0 ③ F7			3 0 0	1 0 0	1 0 0	0 0 0	0 0 0	0 0 0	1 0 0
11 Mike Rivera, R (1, 2) OBP: 0.357, SLG: 0.450			X FF 84 0-0 37 SH2-4 23 2B 2B 2-H		B CU 66 B SL 79 C SL 80 X CH 74 2-1 ② P6			C FF 93 B CU 74 B SI 91 F FF 94 F FF 94 C FF 95 2-3 ① K		3	1	1	1	0	1	0
37 Jeff Suppan, R (1, 1) OBP: 0.107, SLG: 0.111 33 Gabe Kapler, R (7, 8) OBP: 0.348, SLG: 0.504			X SL 79 0-0 ① SH2-4 2-3		C SL 79 B FF 86 C SL 80 F CU 69 S CH 75 1-3 ③ K			X FF 95 0-0 ② G6-3		1 1	0 0	0 0	0 0	0 0	1 0	0 0
Inning Stats	R: 0 E: 0 K: 1 S: 10 H: 0 LOB: 0 BB: 0 P: 15	R: 0 E: 0 K: 1 S: 5 H: 0 LOB: 0 BB: 0 P: 9	R: 2 E: 1 K: 1 S: 13 H: 3 LOB: 1 BB: 0 P: 18	R: 0 E: 0 K: 2 S: 8 H: 0 LOB: 0 BB: 0 P: 13	R: 0 E: 0 K: 1 S: 10 H: 0 LOB: 0 BB: 0 P: 14	R: 0 E: 0 K: 0 S: 8 H: 0 LOB: 0 BB: 0 P: 10	R: 0 E: 0 K: 0 S: 7 H: 1 LOB: 1 BB: 0 P: 9	R: 0 E: 0 K: 1 S: 9 H: 1 LOB: 1 BB: 0 P: 15	R: 0 E: 0 K: 2 S: 13 H: 1 LOB: 1 BB: 0 P: 18	1B: 2 2B: 3 3B: 1 HR: 0 SF: 0 SAC: 1 DP: 0 HBP: 0						

AB	32
R	2
H	6
RBI	2
BB	0
SO	9
LOB	8

WP: 0 PB: 0 SB: 0 CS: 0 PA: 33

PITCHER		IP	WLS	BF	H	R	ER	SO	BB	IBB	HBP	BLK	WP	HR	S	P	ERA	WHIP
57 Jorge Campillo, R ERA: 2.54	(1, 1)	7.0	W	25	4	2	2	6	0	0	0	0	0	0	61	88	2.57	0.571
56 Blaine Boyer, R ERA: 3.71	(8, 1)	1.0	H	4	1	0	0	1	0	0	0	0	0	0	9	15	0.00	1.000
51 Michael Gonzalez, L ERA: 6.0	(9, 1)	1.0	S	4	1	0	0	2	0	0	0	0	0	0	13	18	0.00	1.000

PITCHER	IP	WLS	BF	H	R	ER	SO	BB	IBB	HBP	BLK	WP	HR	S	P	ERA	WHIP

Milwaukee Brewers @ Atlanta Braves

Turner Field, Atlanta, GA

Wed Jun 25 2008, 1:00 PM EDT

Att. 34,829 - Partly Cloudy - 92 F

livebaseballscorecards.com

BOTTOM

Batter	1	2	3	4	5	6	7	8	9	AB	R	H	RBI	BB	SO	LOB
1 Grégor Blanco, L (1, 8) OBP: 0.352, SLG: 0.308	C FF 84 B FF 83 X SI 85 1-1 ① G6-3		L CU 67 1 SAFE X SI 86 0-1 1-2 2 2B 1B		D FC 82 F SI 86 X CH 78 1-1 1-3 3-H BB 2 1B		B SL 75 F FF 85 C SL 77 S SL 78 1-3 ① K			4	1	2	1	0	1	0
8 Ruben Gotay, S (1, 5) OBP: 0.318, SLG: 0.281	C FF 85 B FC 80 C SI 85 F FC 79 X FC 85 1-2 ② G4-3		C CU 70 C FF 86 X CU 69 0-2 ② F9		B FF 86 C FF 86 S CU 71 D CU 72 1 SAFE F SI 86 1 SAFE F FF 88 B CH 78 3-2 ① K		C FF 85 F FF 85 B SL 77 B SL 77 F FF 85 X SL 76 2-2 ② G6-3			4	0	0	0	0	1	4
2 Kelly Johnson, L (1, 4) OBP: 0.359, SLG: 0.459	B FC 85 X 1-0 ③ G3		B SI 87 S CU 71 C FF 88 B FF 86 D CU 72 F SI 87 F SI 88 X FF 88 3-2 1-H 2-H 2B		X FC 81 0-0 1-2 3-H BB 1B		B FF 85 S SL 75 X FF 84 1-1 ③ F8			4	0	2	3	0	0	0
Mark Teixeira, S (1, 3) OBP: 0.365, SLG: 0.471		C FA 84 C FA 84 B SI 86 B FF 86 X FC 78 2-2 ① F7	B CU 72 B SI 87 X SI 87 2-0 ③ G4-3		C SI 86 B FF 84 B CH 80 B SI 87 B SI 86 4-1 1-2 2-3 BB			C SI 85 B CH 74 B SI 86 C SL 76 F SL 77 X SI 86 2-2 ① G5-3		3	0	0	0	1	0	1
16 Brian McCann, L (1, 2) OBP: 0.372, SLG: 0.549		B CH 84 C FF 85 B FC 78 X FF 85 2-1 ② G6-3		S CH 77 F FF 86 B FC 82 B CU 76 B CU 70 S CU 78 3-3 ① K	F SI 88 F FF 85 S CU 68 0-3 ② K			B SL 76 B SL 76 C FF 84 F SL 76 C SL 78 2-3 ② K		4	0	0	0	0	3	3
4 Omar Infante, R (1, 6) OBP: 0.348, SLG: 0.427 1 Brent Lillibridge, R (2, PR) OBP: 0.091, SLG: 0.182 (3, 6)		C FC 86 B FC 86 B FF 86 X FF 87 2-1 2B		C FF 85 X FC 82 0-1 ② G5-3	X FC 82 0-0 ③ F8			X FF 85 0-0 2B		1 3	0 0	1 1	0 0	0 0	0 0	0 3
7 Jeff Francoeur, R (1, 9) OBP: 0.302, SLG: 0.399		B FC 81 S FF 87 C FC 85 X FC 82 1-2 ③ G6-3		X FF 85 0-0 ③ F9		C FC 82 C FC 84 B FC 80 B FC 80 X SI 87 2-2 28 G4-6-3 1B		I IN 62 I IN 59 I IN 57 I IN 56 4-0 IBB		3	0	1	0	1	0	1
28 Brandon Jones, L (1, 7) OBP: 0.356, SLG: 0.476 10 Chipper Jones, S (8, PH) OBP: 0.485, SLG: 0.630 51 Michael Gonzalez, R (9, 1)			S CH 84 C SI 84 B FC 86 S CU 69 1-3 ① K		X FA 84 0-0 57 1B 1 1B 2B		X CH 78 0-0 ① ② G4-6-3 1-2f	B SI 94 F SI 94 B SI 93 F CH 84 B SI 92 C SI 94 3-3 ③ K		3 1 0	1 0 0	1 0 0	0 0 0	0 1 0	1 2 0	1 2 0
57 Jorge Campillo, R (1, 1) OBP: 0.267, SLG: 0.267 56 Blaine Boyer, R (8, 1) Greg Norton, S (9, 7) OBP: 0.333, SLG: 0.379			C FF 85 F FC 86 X FF 86 0-2 1 1B 2 2B 1B		L FC 81 X 0-1 1 1B 2 1B 2-3 1B		S FC 83 B FC 84 F FC 84 S CU 73 1-3 ③ K2-3			3 0 0	2 0 0	2 0 0	0 0 0	0 0 0	1 0 0	0 0 0
Inning Stats	R: 0 E: 0 K: 0 S: 7 H: 0 LOB: 0 BB: 0 P: 10	R: 0 E: 0 K: 0 S: 10 H: 1 LOB: 1 BB: 0 P: 17	R: 2 E: 0 K: 1 S: 17 H: 3 LOB: 1 BB: 0 P: 23	R: 0 E: 0 K: 1 S: 6 H: 0 LOB: 0 BB: 0 P: 9	R: 2 E: 0 K: 2 S: 17 H: 4 LOB: 3 BB: 1 P: 25	R: 0 E: 0 K: 1 S: 7 H: 1 LOB: 0 BB: 0 P: 10	R: 0 E: 0 K: 1 S: 9 H: 0 LOB: 0 BB: 0 P: 13	R: 0 E: 0 K: 2 S: 11 H: 1 LOB: 2 BB: 1 P: 22		1B: 6 2B: 4 3B: 0 HR: 0 SF: 0 SAC: 0 DP: 1 HBP: 0						

	AB	33
	R	4
	H	10
	RBI	4
	BB	2
	SO	8
	LOB	15

PITCHER		IP	WLS	BF	H	R	ER	SO	BB	IBB	HBP	BLK	WP	HR	S	P	ERA	WHIP
37 Jeff Suppan, R ERA: 4.05	(1, 1)	6.0	L	27	9	4	4	5	1	0	0	0	0	0	64	94	6.00	1.667
57 Mitch Stetter, L ERA: 2.51	(7, 1)	1.2		7	1	0	0	2	0	1	0	0	0	0	17	29	0.00	0.600
Guillermo Mota, R ERA: 3.9	(8, 1)	0.1		1	0	0	0	1	0	0	0	0	0	0	3	6	0.00	0.000

PITCHER	IP	WLS	BF	H	R	ER	SO	BB	IBB	HBP	BLK	WP	HR	S	P	ERA	WHIP

Batter	1	2	3	4	5	6	7	8	9	AB	R	H	RBI	BB	SO	LOB
1 Grégor Blanco, L (1, 8) OBP: 0.357, SLG: 0.312	X SI 94 0-0 ① F8		C CU 80 X FF 94 0-1 2B 1B		T FF 93 S CU 79 B SI 92 B SI 95 B FF 93 X FF 94 3-2 ① F8		B FF 95 F SI 95 X CU 82 1-1 8 F7-6-4 3-H 1B		B FF 94 S SI 95 B FF 94 B FF 95 B FF 95 4-1 BB	4	1	2	1	1	0	0
8 Ruben Gotay, S (1, 5) OBP: 0.324, SLG: 0.295	C SI 94 F SL 88 X CU 83 0-2 HR 2B		B FF 94 1 SAFE 1 SAFE X SI 93 1-0 ① B1-3		C CU 83 B SI 94 S FF 94 B FF 95 F CH 85 F SI 96 F SI 94 B SL 87 F FF 95 4-2 B SI 95 CS BB		1 SAFE P PO 90 X SI 93 1-0 ②③ F7-6-4 1-1		B FF 96 C SL 82 B FF 95 S FF 95 S FF 95 2-3 ② K	4	1	1	0	1	1	4
2 Kelly Johnson, L (1, 4) OBP: 0.353, SLG: 0.451	C FF 94 B CH 86 F FF 94 B FF 95 B SL 88 T FF 94 3-2 ② K		X FF 93 0-0 ② F7		X FF 93 0-0 ② F7			C SL 89 B SI 94 F SI 93 F SL 90 B CH 90 F SI 95 C CH 85 2-3 ① K	C SL 84 X FF 95 0-1 ③ F7	5	0	0	0	0	2	5
Mark Teixeira, S (1, 3) OBP: 0.370, SLG: 0.487	B SL 88 C FF 96 B FF 95 X SL 88 2-1 2-H HR		B FF 94 F SI 93 B SI 94 1 SAFE X FF 94 2-1 1-H 2B		F SI 94 C SL 86 B CU 84 B FF 95 2-2 ③ CS 1-2	X 0-0 ① F9		B CH 88 C SI 93 B SI 94 B CH 86 B CH 86 4-1 BB BB		3	1	2	3	1	0	0
16 Brian McCann, L (1, 2) OBP: 0.371, SLG: 0.544	X SI 94 0-0 1B		C CH 85 B CU 83 X SL 87 1-1 ③ G3-1			C FF 93 X SL 86 0-1 ② F9		C SI 88 B SL 78 F SL 78 F SI 89 F SL 80 C SL 78 1-3 ② K		4	0	1	0	0	1	2
Greg Norton, S (1, 10) OBP: 0.347, SLG: 0.381	B SI 95 X SI 95 1-0 ③ F7			X SL 86 0-0 28 G4-3 1B		B SI 93 B CU 79 C CH 85 B SI 96 B SI 94 4-1 BB		F SL 79 B SI 90 B SI 89 B SL 78 F SI 89 B SL 78 4-2 1-2 BB		2	0	1	0	2	0	1
7 Jeff Francoeur, R (1, 9) OBP: 0.298, SLG: 0.394		B FF 94 B FF 94 B FF 95 C FF 94 S SI 94 S FF 95 3-3 ① K	S SL 87 B SI 94 F SL 88 D CU 83 B SL 88 X FF 96 3-2 ① F7		X SL 88 0-0 ③ F7			F SL 79 F SL 80 B FF 89 S SI 89 1-3 ③ K		4	0	0	0	0	2	4
28 Brandon Jones, L (1, 7) OBP: 0.347, SLG: 0.500		B SI 94 B SI 94 X FF 93 2-0 ② G4-3	D CU 79 X SI 95 1-0 ② G4-3 1-2				C FF 94 B SL 88 F SI 96 B CU 81 F SI 93 X SI 93 2-2 1 1B 3B		B FF 92 C FF 92 B SL 81 F FF 93 F FF 94 B FF 94 F SI 93 C FF 93 3-3 ① K	4	1	1	0	0	1	1
1 Brent Lillibridge, R (1, 6) OBP: 0.133, SLG: 0.267		S SI 95 S SL 88 C SI 94 0-3 ③ K	F SI 95 B SI 95 X SL 88 1-1 ③ F8				B FF 95 X SI 96 1-0 ① G5-3		C SL 83 F FF 94 F FF 94 F SL 84 B FF 94 B FF 94 F FF 93 X FF 94 2-2 2B	4	0	1	0	0	1	2
Inning Stats	R: 2 E: 0 K: 1 S: 11 H: 3 LOB: 1 BB: 0 P: 17	R: 0 E: 0 K: 2 S: 7 H: 0 LOB: 0 BB: 0 P: 12	R: 1 E: 0 K: 0 S: 8 H: 2 LOB: 1 BB: 0 P: 12	R: 0 E: 0 K: 0 S: 7 H: 1 LOB: 1 BB: 0 P: 12	R: 0 E: 0 K: 0 S: 12 H: 0 LOB: 0 BB: 1 P: 21	R: 0 E: 0 K: 0 S: 5 H: 0 LOB: 1 BB: 1 P: 9	R: 1 E: 0 K: 0 S: 9 H: 2 LOB: 0 BB: 0 P: 13	R: 0 E: 0 K: 3 S: 16 H: 0 LOB: 2 BB: 2 P: 28	R: 0 E: 0 K: 2 S: 17 H: 1 LOB: 2 BB: 1 P: 28	1B: 4 2B: 4 3B: 1 HR: 1 SF: 0 SAC: 0 DP: 1 HBP: 0						

PITCHER	IP	WLS	BF	H	R	ER	SO	BB	IBB	HBP	BLK	WP	HR	S	P	ERA	WHIP
29 Dustin McGowan, R (1, 1) ERA: 4.26	7.1	L	31	8	4	4	4	3	0	0	0	0	1	65	108	4.91	1.500
39 Jesse Carlson, L (8, 1) ERA: 1.69	0.2		3	0	0	0	2	1	0	0	0	0	0	10	16	0.00	1.500
54 Jason Frasor, R (9, 1) ERA: 3.6	1.0		5	1	0	0	2	1	0	0	0	0	0	17	28	0.00	2.000

PITCHER	IP	WLS	BF	H	R	ER	SO	BB	IBB	HBP	BLK	WP	HR	S	P	ERA	WHIP

TOP

Atlanta Braves @ Toronto Blue Jays

Rogers Centre, Toronto, ON

Fri Jun 27 2008, 7:07 PM EDT

Att. 24,282 - Partly Cloudy - 79 F

livebaseballscorecards.com

AB	34
R	4
H	9
RBI	4
BB	5
SO	8
LOB	19

BOTTOM

Atlanta Braves @ Toronto Blue Jays

Rogers Centre, Toronto, ON

Fri Jun 27 2008, 7:07 PM EDT

Att. 24,282 - Partly Cloudy - 79 F

livebaseballscorecards.com

Batter	1	2	3	4	5	6	7	8	9	AB	R	H	RBI	BB	SO	LOB
19 Marco Scutaro, R (1, 6) OBP: 0.348, SLG: 0.317	B FF 90 F FF 89 B SI 92 B FF 91 F FF 92 X SI 91 3-2 ① F9			C SI 91 S FF 92 B SI 92 B SI 93 B CH 84 X SI 92 3-2 ① G3			C SL 80 B SL 80 C SI 92 F SI 93 C SI 93 1-3 ① K		X FF 90 0-0 ② F7	4	0	0	0	0	1	0
1 Joe Inglett, L (1, 4) OBP: 0.383, SLG: 0.472 David Eckstein, R (9, PH) OBP: 0.365, SLG: 0.356	C FF 90 X SI 91 0-1 ② G4-3			X FF 92 0-0 ② L3			S CH 84 B SI 92 F CH 84 X CH 84 1-2 ② G3-1		C FF 91 X FF 92 0-1 ③ P4	3 1	0 0	0 0	0 0	0 0	0 0	0 0
15 Alex Rios, R (1, 9) OBP: 0.338, SLG: 0.402	B SI 90 S CH 84 X SI 92 1-1 ③ G3			S CH 84 X FF 93 0-1 ③ G6-3			B SI 93 C SI 92 C SL 81 X SI 92 1-2 1B			3	0	1	0	0	0	0
10 Vernon Wells, R (1, 8) OBP: 0.322, SLG: 0.425		S SL 80 C FF 89 B SI 92 X SL 79 1-2 ① G6-3			C FF 90 B CH 83 F CH 83 X SI 93 1-2 ① G4-3		1 SAFE C SI 92 C CH 84 X SI 94 0-2 ③ G1-3			3	0	0	0	0	0	1
Matt Stairs, L (1, 10) OBP: 0.335, SLG: 0.409		B SI 91 F SI 92 X SL 84 1-1 ② G3			B FF 92 B CH 83 C SL 83 X FF 93 2-1 33 G6-3 1B			B SI 88 C SI 90 X CH 82 1-1 ① L7		3	0	1	0	0	0	0
33 Scott Rolen, R (1, 5) OBP: 0.369, SLG: 0.461		C FF 92 C FF 93 F SL 80 B FF 90 X CH 83 1-2 ③ L9			F SI 92 X FF 91 0-1 ② ③ G6-3 1-2f			F SL 79 F SI 92 B SI 93 B SL 80 B CH 84 X SI 93 3-2 1B		3	0	1	0	0	0	1
35 Lyle Overbay, L (1, 3) OBP: 0.369, SLG: 0.402			B FF 90 F SI 90 X FF 91 1-1 ① G3			B CH 83 S SI 91 B FF 91 F FF 92 X CH 84 2-2 ① G1-3		B SI 91 X CH 83 1-0 ② P6		3	0	0	0	0	0	1
Gregg Zaun, S (1, 2) OBP: 0.362, SLG: 0.404			C CH 81 F CH 83 F FF 92 B FF 92 B CH 84 C SL 81 2-3 ② K			F SI 90 S FF 92 B FF 91 B CH 83 F CH 84 B CH 84 B FF 92 4-2 26 G3-6-3 1 BB		1 SAFE B SI 92 S SI 92 D CH 84 B FF 92 T FF 92 X FF 92 3-2 ③ P4		2	0	0	0	1	1	1
26 Adam Lind, L (1, 7) OBP: 0.231, SLG: 0.333			C FC 91 B CH 84 F CH 83 F FF 92 B SI 92 S CH 85 2-3 ③ K			F FF 92 X SI 92 0-1 ② ③ G3-6-3 1-2f			B FF 91 C FF 92 F SL 81 F FF 94 X SL 82 1-2 ① G4-3	3	0	0	0	0	1	1

Inning Stats	1	2	3	4	5	6	7	8	9
R:	0	0	0	0	0	0	0	0	0
E:	0	0	0	0	0	0	0	0	0
K:	0	0	2	0	0	0	1	0	0
S:	7	9	10	6	7	8	13	9	7
H:	0	0	0	0	1	0	1	1	0
LOB:	0	0	0	0	0	0	1	1	0
BB:	0	0	0	0	0	1	0	0	0
P:	11	12	15	9	10	14	16	17	8

	AB	
1B:	3	
2B:	0	
3B:	0	
HR:	0	
SF:	0	
SAC:	0	
DP:	2	
HBP:	0	

WP:	0
PB:	0
SB:	0
CS:	0
PA:	29

	AB	28
	R	0
	H	3
	RBI	0
	BB	1
	SO	3
	LOB	5

PITCHER		IP	WLS	BF	H	R	ER	SO	BB	IBB	HBP	BLK	WP	HR	S	P	ERA	WHIP
49 Jair Jurrjens, R ERA: 2.94	(1, 1)	8.0	W	26	3	0	0	3	1	0	0	0	0	0	69	104	0.00	0.500
51 Michael Gonzalez, L ERA: 4.5	(9, 1)	1.0		3	0	0	0	0	0	0	0	0	0	0	7	8	0.00	0.000

PITCHER		IP	WLS	BF	H	R	ER	SO	BB	IBB	HBP	BLK	WP	HR	S	P	ERA	WHIP

Atlanta Braves @ Toronto Blue Jays

Rogers Centre, Toronto, ON

Sat Jun 28 2008, 1:07 PM EDT
Att. 28,518 - Roof Closed - 68 F

TOP

livebaseballscorecards.com

Batter	1	2	3	4	5	6	7	8	9	AB	R	H	RBI	BB	SO	LOB
1 Grégor Blanco, L (1, 8) OBP: 0.366, SLG: 0.333	G1-3			8 G5-4-3 1B		BB 2 1B 1B		2 1B 3B 2-H	1-2 1B	5	1	4	1	0	0	0
8 Ruben Gotay, S (1, 5) OBP: 0.303, SLG: 0.273	K			G5-4-3 1-2f		P3		K	G6-3	5	0	0	0	0	2	5
2 Kelly Johnson, L (1, 4) OBP: 0.355, SLG: 0.451	F7			G3-1		BB 1B 1-2		HR 1B 3-H		4	1	2	1	0	0	0
Mark Teixeira, S (1, 3) OBP: 0.374, SLG: 0.497		L8			16 2B BB	1-2 2-3 BB		1-H HR		2	2	1	2	2	0	0
Greg Norton, S (1, 10) OBP: 0.336, SLG: 0.367		K			L6	P4		K		4	0	0	0	0	2	4
16 Brian McCann, L (1, 2) OBP: 0.369, SLG: 0.544		F9			7 FC6-5 2B 1-H		G3-1	G3		4	0	1	1	0	0	0
7 Jeff Francoeur, R (1, 9) OBP: 0.295, SLG: 0.389			L7		FC6-5 2-3		K		F9	4	0	0	0	0	1	1
1 Brent Lillibridge, R (1, 6) OBP: 0.158, SLG: 0.263			K2-3		F9		K		28 FC5-4 1B	4	0	1	0	0	2	1
28 Brandon Jones, L (1, 7) OBP: 0.340, SLG: 0.500			K			F8		1 3B 2B	FC5-4 1 1B 1-2f	4	1	1	0	0	1	1

	AB	36
	R	5
	H	10
	RBI	5
	BB	2
	SO	8
	LOB	12

Inning Stats																				
	R: 0	H: 0	R: 0	H: 0	R: 0	H: 0	R: 0	H: 1	R: 1	H: 1	R: 0	H: 2	R: 0	H: 0	R: 4	H: 4	R: 0	H: 2	1B: 6	SF: 0	WP: 0	PA: 38
	E: 0	LOB: 0	E: 0	LOB: 0	E: 0	LOB: 0	E: 0	LOB: 0	E: 0	LOB: 1	E: 0	LOB: 3	E: 0	LOB: 0	E: 0	LOB: 0	E: 0	LOB: 2	2B: 2	SAC: 0	PB: 0	
	K: 1	BB: 0	K: 1	BB: 0	K: 2	BB: 0	K: 0	BB: 0	K: 0	BB: 1	K: 0	BB: 1	K: 2	BB: 0	K: 2	BB: 0	K: 0	BB: 0	3B: 1	DP: 1	SB: 0	
	S: 9	P: 14	S: 6	P: 10	S: 7	P: 13	S: 12	P: 19	S: 10	P: 20	S: 11	P: 22	S: 10	P: 13	S: 16	P: 20	S: 12	P: 19	HR: 1	HBP: 0	CS: 0	

PITCHER		IP	WLS	BF	H	R	ER	SO	BB	IBB	HBP	BLK	WP	HR	S	P	ERA	WHIP
31 John Parrish, L ERA: 1.5	(1, 1)	6.0	W	23	4	1	1	4	2	0	0	0	0	0	55	98	1.50	1.000
37 Scott Downs, L ERA: 1.23	(7, 1)	1.0		3	0	0	0	2	0	0	0	0	0	0	10	13	0.00	0.000
56 Brian Tallet, L ERA: 3.09	(8, 1)	1.0		7	4	4	4	2	0	0	0	0	0	1	16	20	36.00	4.000
52 B.J. Ryan, L ERA: 2.33	(9, 1)	1.0		5	2	0	0	0	0	0	0	0	0	0	12	19	0.00	2.000

PITCHER	IP	WLS	BF	H	R	ER	SO	BB	IBB	HBP	BLK	WP	HR	S	P	ERA	WHIP

Batter	1	2	3	4	5	6	7	8	9	AB	R	H	RBI	BB	SO	LOB
David Eckstein, R (1, 6) OBP: 0.371, SLG: 0.355	B SI 89 B SI 90 C SI 88 X SI 89 2-1 G6-3 ①		B SI 91 F SI 90 B FC 84 C FS 80 X SI 90 2-2 G6-3 ②		C SI 90 B FC 86 B SI 89 F SI 90 F SI 91 F SI 91 B SI 92 B SI 91 4-2 15 PB 1 G3 BB	T FF 92 H SI 91 1-1 1 1B 1-2 HBP		B SI 95 B FF 96 C FF 96 X SI 96 2-1 1 G3 10 2B 3-H 1B		3	1	1	1	1	0	0
1 Joe Inglett, L (1, 4) OBP: 0.384, SLG: 0.468	C SI 90 X FS 83 0-1 G1-3 ②		C CU 72 B SI 90 B SI 90 X SI 90 2-1 15 FC4-6 1B		1 SAFE L SI 90 B FS 81 1 SAFE X SI 90 1-1 G3 ② 1-2	B SI 92 S FF 92 B SI 91 F FF 91 X FF 92 2-2 1-3 2-H 3-H 1B		1 SAFE C CH 85 C SL 81 1 SAFE B FF 94 X CH 87 1-2 G3 ② 1-2		5	0	2	2	0	0	2
15 Alex Rios, R (1, 9) OBP: 0.336, SLG: 0.397	B SI 89 C FS 80 S FC 85 C SI 91 1-3 K ③		1 SAFE 1 SAFE C SI 90 X FC 85 0-1 FC4-6 ③ 1-2f		B FC 86 S FC 86 F SI 91 B SI 88 B SI 92 F SI 92 X FC 86 3-2 G6-3 ③ 2-3	B SI 94 S CU 82 S FF 93 S CU 83 1-3 K ③		B SL 81 B SI 96 B SL 80 B FF 96 4-0 10 2B BB		4	1	0	0	1	2	4
10 Vernon Wells, R (1, 8) OBP: 0.328, SLG: 0.447		X FC 83 0-0 G5-3 ①		C SI 88 B SL 78 X FC 85 1-1 L6 ①		C FF 87 B FS 78 F FC 83 X FC 85 1-2 HR	C FF 88 B FF 90 B SI 90 X FF 89 2-1 FC3-6 1B	B SI 96 C SL 81 S SL 83 F SI 97 X SL 83 1-2 1-H 2-H 2B ③		5	1	3	3	0	0	0
Matt Stairs, L (1, 10) OBP: 0.342, SLG: 0.417		C SI 88 B SI 89 B FS 83 B FS 79 X SI 90 3-1 33 2B 35 G4-3 1B		B FS 81 X SI 90 1-0 33 WP 2B		B FS 79 C FS 84 B FS 78 B FS 79 C SI 90 F SI 90 B FS 79 4-2 35 BB 33 1B 20 FC1-4-2 BB	B FF 90 S SL 81 B SL 81 B SI 90 X SI 89 3-1 FC3-6 ① 1-2f			3	1	2	0	1	0	1
33 Scott Rolen, R (1, 5) OBP: 0.371, SLG: 0.466		X SI 90 0-0 35 G4-3 1-3 2B		B SI 90 C FC 84 S FC 85 S FC 86 1-3 K ② 2-3		D SI 90 X FC 85 1-0 20 FC1-4-2 35 BB 26 SF8 1-2 1B	C SL 81 S SL 82 B FF 90 S SL 83 1-3 K ②			4	1	2	0	0	2	2
35 Lyle Overbay, L (1, 3) OBP: 0.367, SLG: 0.397		X FS 82 0-0 G4-3 ② 2-3 3-H		F SI 90 B SI 90 X FS 81 1-1 L7 ③		B SI 90 B SI 89 B SI 89 B SI 89 4-0 26 SF8 20 FC1-4-2 1 1B 1-2 2-3 BB	C SL 82 S SL 81 S FF 91 0-3 K ③			3	1	0	1	1	1	3
20 Rod Barajas, R (1, 2) OBP: 0.358, SLG: 0.503		C SL 79 S FC 86 X SI 91 0-2 G5-3 ③			C SI 88 B FC 84 B FC 84 X SL 80 2-1 HR	C FF 92 F FF 93 F SI 93 X CU 83 0-2 FC1-4-2 ① HBP 1 1B 1-2 2-3 3-Hf		B FF 94 B SI 93 C FF 94 F CH 90 X SL 80 2-2 26 G3-1 1B 2B		4	3	2	1	0	0	4
26 Adam Lind, L (1, 7) OBP: 0.209, SLG: 0.308 35 Brad Wilkerson, L (9, 7) OBP: 0.325, SLG: 0.339			C SI 89 S FS 82 B SI 91 S FS 83 1-3 K ①		C SI 88 F FC 85 X FS 82 0-2 G6-3 ①	C SI 93 B FF 93 F SI 92 F SI 93 F FF 92 X CU 83 1-2 SF8 ② 2-3 3-H		X FF 92 0-0 G3-1 ① 2-3		3 0	0 0	0 0	1 0	0 0	1 0	1 0
Inning Stats	R: 0 E: 0 K: 1 S: 7 H: 0 LOB: 0 BB: 0 P: 10	R: 1 E: 0 K: 0 S: 8 H: 2 LOB: 1 BB: 0 P: 11	R: 0 E: 0 K: 1 S: 10 H: 1 LOB: 1 BB: 1 P: 15	R: 0 E: 0 K: 1 S: 8 H: 1 LOB: 1 BB: 0 P: 12	R: 1 E: 0 K: 0 S: 15 H: 1 LOB: 1 BB: 1 P: 25	R: 4 E: 0 K: 1 S: 23 H: 3 LOB: 2 BB: 2 P: 38	R: 0 E: 0 K: 2 S: 10 H: 1 LOB: 1 BB: 0 P: 16	R: 3 E: 0 K: 0 S: 13 H: 3 LOB: 1 BB: 1 P: 23		1B: 6 2B: 4 3B: 0 HR: 2 SF: 1 SAC: 0 DP: 0 HBP: 1				WP: 1 PB: 1 SB: 0 CS: 0 PA: 40		

PITCHER		IP	WLS	BF	H	R	ER	SO	BB	IBB	HBP	BLK	WP	HR	S	P	ERA	WHIP
15 Tim Hudson, R ERA: 3.31	(1, 1)	5.0	L	25	7	6	6	3	3	0	0	0	1	2	55	90	10.80	2.000
30 Jeff Bennett, R ERA: 4.19	(6, 1)	1.0		5	1	0	0	1	0	0	1	0	0	0	16	21	0.00	1.000
Will Ohman, L ERA: 3.31	(7, 1)	1.0		4	1	0	0	2	0	0	0	0	0	0	10	16	0.00	1.000
46 Manny Acosta, R ERA: 4.69	(8, 1)	1.0		6	3	3	3	0	1	0	0	0	0	0	13	23	27.00	4.000

PITCHER	IP	WLS	BF	H	R	ER	SO	BB	IBB	HBP	BLK	WP	HR	S	P	ERA	WHIP

BOTTOM

Atlanta Braves @ Toronto Blue Jays

Rogers Centre, Toronto, ON

Sat Jun 28 2008, 1:07 PM EDT
Att. 28,518 - Roof Closed - 68 F

livebaseballscorecards.com

AB	34
R	9
H	12
RBI	9
BB	4
SO	6
LOB	17

Batter	1	2	3	4	5	6	7	8	9	AB	R	H	RBI	BB	SO	LOB
1 Grégor Blanco, L (1, 8) OBP: 0.368, SLG: 0.336	C FF 94 F FF 94 F KC 81 C SI 95 0-3 K		X FF 93 0-0 2 CS 1B			B FF 93 B SI 92 C FF 93 F SI 94 B KC 81 X SI 94 3-2 8 SH1-4 1B		C SI 90 X SI 90 0-1 G4-3		4	0	2	0	0	1	0
8 Ruben Gotay, S (1, 5) OBP: 0.304, SLG: 0.275	B FF 94 B FF 94 B FF 95 C FF 92 S FF 94 F SI 96 F FF 96 X SI 96 3-2 G4-3		1 SAFE B FF 93 1 SAFE C FF 92 S KC 79 B KC 79 S KC 80 2-3 K			B KC 79 1 SAFE C FF 94 1 SAFE X FF 94 1-1 SH1-4 1-2		C CU 74 B SI 91 B SI 90 X SI 90 2-1 2 G5-3 1B		3	0	1	0	0	1	1
2 Kelly Johnson, L (1, 4) OBP: 0.356, SLG: 0.450	X FF 94 0-0 1B		1 SAFE B CH 86 1-0 CS 1-2	B FF 94 B SI 93 B FF 93 B FF 93 4-0 BB BB		B KC 79 C FF 94 S KC 81 S KC 81 1-3 K		B CU 75 B SI 91 F SI 91 X SI 91 2-1 G5-3 1-2		3	0	1	0	1	1	2
Mark Teixeira, S (1, 3) OBP: 0.379, SLG: 0.495	C FF 95 B FF 96 C KC 82 S KC 84 1-3 K			F FF 95 B SI 94 B CH 87 B FF 95 B FF 94 4-1 G1-6-3 1-2 BB		I IN 74 I IN 70 I IN 70 I IN 71 4-0 IBB		I IN 71 I IN 73 I IN 73 I IN 74 4-0 IBB		1	0	0	0	3	1	1
16 Brian McCann, L (1, 2) OBP: 0.365, SLG: 0.536		S KC 81 F KC 82 B KC 82 X SI 94 1-2 F7		C FF 94 B KC 81 X FF 94 1-1 F7		F KC 80 B FF 95 F KC 82 F KC 82 F KC 81 B SI 94 F KC 82 F FF 96 C FF 95 2-3 K		B CU 76 C CU 76 B SI 90 F SI 91 B CU 77 F CU 76 X SI 92 3-2 G4-3		4	0	0	0	0	1	6
Greg Norton, S (1, 10) OBP: 0.333, SLG: 0.372		B FF 95 S CH 88 B KC 82 F FF 94 S CH 88 2-3 K		C KC 79 B KC 80 C KC 80 F SI 95 X KC 81 1-2 G1-6-3 1-2f			B CH 86 B KC 80 B FF 92 C FF 93 S FF 94 X FF 94 3-2 28 WP 2B		C FF 88 B SL 84 C FF 90 B FF 89 S FF 89 2-3 K	4	0	1	0	0	2	2
7 Jeff Francoeur, R (1, 9) OBP: 0.294, SLG: 0.385		S KC 82 B SI 95 S SI 95 B SI 95 F SI 95 B KC 82 B FF 96 4-2 BB	C FF 92 X SI 93 0-1 G5-3				C FF 94 X KC 81 0-1 G5-3		C FF 89 C FF 89 B FF 89 B SL 81 S FF 88 2-3 K	3	0	0	0	1	1	1
28 Brandon Jones, L (1, 7) OBP: 0.316, SLG: 0.463	C FF 94 B KC 81 F FF 95 S KC 80 1-3 K		F FF 94 F SI 95 C SI 95 0-3 K				C S KC 80 B KC 81 B KC 80 S KC 81 2-3 K 2-3		X FF 88 0-0 F7	4	0	0	0	0	3	2
1 Brent Lillibridge, R (1, 6) OBP: 0.136, SLG: 0.227			X SI 92 0-0 G5-6-3		S KC 83 B KC 85 B SI 96 F FF 95 F KC 82 S KC 85 2-3 K		B KC 81 S FF 94 C SI 94 F KC 85 B SI 96 F SI 94 S FF 96 2-3 K			3	0	0	0	0	2	1
Inning Stats	R: 0 H: 1 E: 0 LOB: 1 K: 2 BB: 0 S: 13 P: 17	R: 0 H: 0 E: 0 LOB: 1 K: 2 BB: 1 S: 12 P: 20	R: 0 H: 1 E: 0 LOB: 0 K: 1 BB: 0 S: 5 P: 8	R: 0 H: 0 E: 0 LOB: 1 K: 0 BB: 2 S: 7 P: 17	R: 0 H: 0 E: 0 LOB: 0 K: 2 BB: 0 S: 9 P: 11	R: 0 H: 1 E: 0 LOB: 2 K: 2 BB: 1 S: 15 P: 26	R: 0 H: 1 E: 0 LOB: 1 K: 2 BB: 0 S: 13 P: 20	R: 0 H: 1 E: 0 LOB: 2 K: 0 BB: 1 S: 10 P: 21	R: 0 H: 0 E: 0 LOB: 0 K: 2 BB: 0 S: 7 P: 11	1B: 4 SF: 0 2B: 1 SAC: 1 3B: 0 DP: 1 HR: 0 HBP: 0					WP: 1 PA: 36 PB: 0 SB: 0 CS: 1	

TOP

Atlanta Braves @ Toronto Blue Jays

Rogers Centre, Toronto, ON

Sun Jun 29 2008, 1:07 PM EDT
Att. 30,514 - Roof Closed - 68 F

livebaseballscorecards.com

AB	29
R	0
H	5
RBI	0
BB	5
SO	13
LOB	16

PITCHER		IP	WLS	BF	H	R	ER	SO	BB	IBB	HBP	BLK	WP	HR	S	P	ERA	WHIP
A.J. Burnett, R ERA: 4.74	(1, 1)	7.0	W	27	4	0	0	11	3	1	0	0	1	0	74	119	0.00	1.000
37 Scott Downs, L ERA: 1.19	(8, 1)	1.0	H	5	1	0	0	0	0	1	0	0	0	0	10	21	0.00	1.000
52 B.J. Ryan, L ERA: 2.25	(9, 1)	1.0	S	3	0	0	0	2	0	0	0	0	0	0	7	11	0.00	0.000

PITCHER	IP	WLS	BF	H	R	ER	SO	BB	IBB	HBP	BLK	WP	HR	S	P	ERA	WHIP

BOTTOM

Atlanta Braves @ Toronto Blue Jays

Rogers Centre, Toronto, ON

Sun Jun 29 2008, 1:07 PM EDT

Att. 30,514 - Roof Closed - 68 F

livebaseballscorecards.com

Batter	1	2	3	4	5	6	7	8	9	AB	R	H	RBI	BB	SO	LOB
David Eckstein, R (1, 10) OBP: 0.364, SLG: 0.348	C FF 89 B CU 72 X SI 91 1-1 L3 ①		X SI 91 0-0 G6-4-3 ①② 1-2f 2-3			C SI 89 X CU 71 0-1 G5-3 ①	C SI 91 F SI 92 X FF 91 0-2 G5-3 ③			4	0	0	0	0	0	4
19 Marco Scutaro, R (1, 4) OBP: 0.347, SLG: 0.316	X FF 91 0-0 F9 ②		C SI 91 C CH 82 B SI 92 B CU 78 X CH 82 2-2 G4-3 ③			X SI 90 0-0 15 2B 1B		F FF 95 B CU 77 S FF 95 X CU 79 1-2 G6-3 ①		4	1	1	0	0	0	1
15 Alex Rios, R (1, 9) OBP: 0.338, SLG: 0.404	C SI 92 F SI 92 C SI 92 0-3 K ③			F SI 91 B SL 80 X SI 92 1-1 F8 ①		F SI 91 B CH 80 1 SAFE X SL 83 1-1 1-H 2B		F FF 96 B SI 96 X SI 95 1-1 20 PB 2B		4	0	2	1	0	1	0
10 Vernon Wells, R (1, 8) OBP: 0.326, SLG: 0.448		B CH 82 B SI 91 B FF 91 C FF 91 X FF 91 3-1 33 G5-3 2B		C SI 91 B SI 91 F SI 91 F SL 79 B SI 92 B SL 82 F SI 92 S CU 73 3-3 K ②		X CH 80 0-0 G4-3 ②		C FF 95 B CU 78 C CU 77 F FF 95 S FF 96 1-3 K ②		4	0	1	0	0	2	2
20 Rod Barajas, R (1, 2) OBP: 0.349, SLG: 0.490		C FF 90 B SL 81 F CH 83 B CU 77 F SI 91 F SI 91 C SI 92 2-3 K ①		X SI 90 0-0 F8 ③		B SI 92 F CH 82 F SI 91 F CU 74 B FF 93 B CU 72 F SI 93 X FF 84 3-2 G5-3 ③		S FF 95 B SI 96 B SI 96 X FF 93 2-1 F7 ③ 2-3		4	0	0	0	0	1	3
33 Scott Rolen, R (1, 5) OBP: 0.370, SLG: 0.469		B CU 70 C SI 92 C CH 82 X SI 88 1-2 G5-3 ② 2-3			B CH 81 B SI 91 X SI 91 2-0 35 G4-3 2B		X CH 80 0-0 G6-3 ①			3	0	1	0	0	0	1
35 Lyle Overbay, L (1, 3) OBP: 0.367, SLG: 0.396		B CU 72 B SL 84 S SL 83 X FF 92 2-1 G6-3 ③			B FF 91 S SL 85 S SL 84 C FF 93 1-3 K ①	B FF 89 S FF 89 B SI 91 C SL 82 F SL 80 X SI 91 2-2 35 BB 1B				3	0	1	0	0	1	2
35 Brad Wilkerson, L (1, 7) OBP: 0.330, SLG: 0.337			B SI 90 B SI 90 S FF 90 B FF 90 B FF 90 4-1 G6-4-3 6 1B BB		C SL 82 C SL 84 B SL 85 X SL 83 1-2 G4-3 ② 2-3	B FF 90 C SI 90 B SI 90 S SL 81 F SL 82 B CU 74 B SI 92 4-2 1-2 BB				1	0	0	0	2	0	1
6 John McDonald, R (1, 6) OBP: 0.262, SLG: 0.211			X SI 91 0-0 G6-4-3 1-2 1B		B SL 82 F CH 84 F SI 91 F SL 83 S CU 74 1-3 K ③		C FF 91 S CH 82 X CH 82 0-2 F7 ②			3	0	1	0	0	1	3
Inning Stats	R: 0 E: 0 K: 1 S: 6 H: 0 LOB: 0 BB: 0 P: 7	R: 0 E: 0 K: 1 S: 12 H: 1 LOB: 1 BB: 0 P: 20	R: 0 E: 0 K: 0 S: 6 H: 1 LOB: 1 BB: 1 P: 12	R: 0 E: 0 K: 1 S: 8 H: 0 LOB: 0 BB: 0 P: 12	R: 0 E: 0 K: 2 S: 11 H: 1 LOB: 1 BB: 0 P: 16	R: 1 E: 0 K: 0 S: 11 H: 2 LOB: 1 BB: 0 P: 15	R: 0 E: 0 K: 0 S: 14 H: 1 LOB: 2 BB: 1 P: 20	R: 0 E: 0 K: 1 S: 11 H: 1 LOB: 1 BB: 0 P: 16		1B: 3 2B: 4 3B: 0 HR: 0 SF: 0 SAC: 0 DP: 1 HBP: 0						

	AB	30
	R	1
	H	7
	RBI	1
	BB	2
	SO	6
	LOB	17

WP: 0 PB: 1 SB: 0 CS: 0 PA: 32

PITCHER		IP	WLS	BF	H	R	ER	SO	BB	IBB	HBP	BLK	WP	HR	S	P	ERA	WHIP
37 Jo-Jo Reyes, L ERA: 4.15	(1, 1)	7.0	L	28	6	1	1	5	2	0	0	0	0	0	68	102	1.29	1.143
56 Blaine Boyer, R ERA: 3.63	(8, 1)	1.0		4	1	0	0	1	0	0	0	0	0	0	11	16	0.00	1.000

PITCHER	IP	WLS	BF	H	R	ER	SO	BB	IBB	HBP	BLK	WP	HR	S	P	ERA	WHIP

Philadelphia Phillies @ Atlanta Braves

Turner Field, Atlanta, GA

Tue Jul 01 2008, 7:00 PM EDT

Att. 29,206 - Partly Cloudy - 83 F

TOP

livebaseballscorecards.com

Batter	1	2	3	4	5	6	7	8	9	AB	R	H	RBI	BB	SO	LOB
11 Jimmy Rollins, S (1, 6) OBP: 0.331, SLG: 0.432	C FF 92 B CH 81 B FF 90 X SI 90 2-1 26 FC6-4 1B		B CU 71 X FF 89 1-0 8 HR 1B	B FF 90 T FF 88 B SI 90 B SL 85 X SI 89 3-1 ① P5		C CH 89 B CH 84 B CH 90 S CH 84 F FF 92 X CH 92 2-2 ③ G3		X FF 90 0-0 ① SH3-4 1-2 2-3	B FF 94 B CU 76 B FF 93 B FF 94 4-0 8 1B 1-2 2-3 BB	4	1	2	0	1	0	0
8 Shane Victorino, S (1, 8) OBP: 0.349, SLG: 0.381	1 SAFE 1 SAFE X FF 89 0-0 ① P4		1 SAFE 1 SAFE B SI 87 C CH 81 B FF 90 1 SAFE B SI 88 C FF 90 F FF 91 3-2 X FF 90 1-H HR	C FF 91 F FF 91 S FF 92 0-3 ② K			B FF 91 C CH 89 C CH 91 X CH 86 1-2 ① P6	I IN 50 I IN 48 I IN 47 I 4-0 IBB	C FF 94 X FF 94 0-1 1-2 2-H 3-H 1B	5	1	2	4	1	1	1
26 Chase Utley, L (1, 4) OBP: 0.383, SLG: 0.605	C SL 91 1 SAFE B FF 91 X SI 92 1-1 ② FC6-4 1-2f		F FF 92 B CH 83 B CH 83 X SI 88 2-1 6 1B 1B	C SI 89 S FF 91 T FF 91 0-2 ③ K			C CH 84 F FF 92 X FF 94 0-2 6 1B 1B	C D F T 1-2 ② K	T SI 86 B SI 86 B CU 72 X SI 87 2-1 ③ F9	6	1	2	0	0	2	6
6 Ryan Howard, L (1, 3) OBP: 0.311, SLG: 0.459	B SL 80 X CH 83 1-0 ③ G4-3		C CU 73 B SI 90 F CH 81 F CH 80 B CU 75 X FF 92 2-2 1B 10 1B 1-3 1B		B CU 72 X SI 88 1-0 ① G6-3		1 SAFE B FF 91 S CH 91 B CH 85 B CH 90 X CH 85 3-1 BB 1-3 1B	B B SL 80 F FF 91 F FF 92 S FF 92 2-3 ③ K		5	1	2	0	0	1	4
Pat Burrell, R (1, 7) OBP: 0.414, SLG: 0.584 28 Jayson Werth, R (7, PR) OBP: 0.356, SLG: 0.497 (7, 7)		C FF 92 S FF 90 B SL 80 F FF 91 F SL 82 X CU 74 1-2 HR	X SI 90 0-0 10 1B 1-3 3-H 1B		B FF 90 B FF 90 T SL 85 X SL 86 2-1 ② G6-3		B FF 94 D CH 85 F FF 92 B FF 92 B FF 90 4-1 7 FC1-4-6 1-2 BB		B FF 95 B FF 94 C FF 94 X FF 94 2-1 10 E 10 S 7 SF7 1B	3 1	1 1	2 1	2 0	1 0	0 0	0 0
10 Geoff Jenkins, L (1, 9) OBP: 0.292, SLG: 0.383		S FF 91 B CU 75 X SI 90 1-1 ① F7	B FF 91 D CH 81 S CH 82 F CH 80 X FF 91 2-2 1-2 3-H 1B		B SI 90 B SI 88 X FF 88 2-0 2B		B FF 90 B CH 87 B CH 92 X CH 91 3-0 ② P6		1 SAFE C FF 93 C CH 82 D CU 76 B FF 95 B CU 76 S FF 94 3-3 ① K 1-3	5	0	2	1	0	1	4
7 Pedro Feliz, R (1, 5) OBP: 0.305, SLG: 0.415		B FF 91 F SL 84 B SL 82 S CH 80 S CH 81 2-3 ② K	C FF 89 C FF 90 B FF 91 B SL 87 F FF 90 C SL 86 2-3 ① K		S FF 90 F FF 90 B FF 92 B SL 88 S FF 90 2-3 ③ K		C FF 93 X FF 94 0-1 ③ FC1-4-6 1-2f		X FF 94 0-0 ② SF7 3-H	4	0	0	1	0	3	6
51 Carlos Ruiz, R (1, 2) OBP: 0.308, SLG: 0.287		B SI 89 C FF 91 C SI 88 F FF 91 B FF 92 B FF 92 B FF 91 4-2 BB	C FF 90 X FF 91 0-1 ② F9			C SL 77 X CH 91 0-1 ① G5-3		B FF 90 B FF 90 B FF 88 C FF 90 B FF 90 4-1 11 SH3-4 SH BB	B FF 96 C FF 95 C SI 94 B CU 78 B FF 93 B FF 96 4-2 11 BB 19 1B 8 1B BB	2	1	0	0	3	0	2
38 Kyle Kendrick, R (1, 1) OBP: 0.182, SLG: 0.161 16 J.C. Romero, S (7, 1) So Taguchi, R (8, PH) OBP: 0.286, SLG: 0.270 45 Tom Gordon, R (8, 1) 19 Greg Dobbs, L (9, PH) OBP: 0.364, SLG: 0.445 54 Brad Lidge, R (9, 1)		X FF 91 0-0 ③ P4	B FF 89 C FF 89 C FF 90 T SL 87 1-2 ③ K			C FF 92 X CH 92 0-1 ② G5-3		X FF 90 0-0 SH 11 SH3-4 1-2	X FF 93 0-0 11 BB 8 1B 1-2 1B	3 0 0 0 1 0	0 0 0 0 1 0	0 0 0 0 1 0	0 0 0 0 1 0	1 0 0 0 0 0	0 0 0 0 0 0	3 0 0 0 0 0
Inning Stats	R: 0 E: 0 K: 0 S: 6 H: 1 LOB: 1 BB: 0 P: 10	R: 1 E: 0 K: 1 S: 14 H: 1 LOB: 1 BB: 1 P: 22	R: 4 E: 0 K: 2 S: 24 H: 6 LOB: 2 BB: 0 P: 37	R: 0 E: 0 K: 2 S: 8 H: 0 LOB: 0 BB: 0 P: 11	R: 0 E: 0 K: 1 S: 7 H: 1 LOB: 1 BB: 0 P: 14	R: 0 E: 0 K: 0 S: 8 H: 0 LOB: 0 BB: 0 P: 10	R: 0 E: 0 K: 0 S: 12 H: 2 LOB: 3 BB: 1 P: 23	R: 0 E: 0 K: 2 S: 9 H: 0 LOB: 3 BB: 2 P: 20	R: 3 E: 1 K: 1 S: 13 H: 3 LOB: 2 BB: 2 P: 28	1B: 11 2B: 1 3B: 0 HR: 2 SF: 1 SAC: 2 DP: 0 HBP: 0						

AB	39
R	8
H	14
RBI	8
BB	6
SO	9
LOB	26

WP: 0 PB: 0 SB: 1 CS: 0 PA: 48

PITCHER		IP	WLS	BF	H	R	ER	SO	BB	IBB	HBP	BLK	WP	HR	S	P	ERA	WHIP
50 Charlie Morton, R ERA: 6.16	(1, 1)	2.0	L	15	8	5	5	1	1	0	0	0	0	2	35	57	22.50	4.500
38 Buddy Carlyle, R ERA: 1.71	(3, 1)	3.0		10	1	0	0	5	0	0	0	0	0	0	24	37	0.00	0.333
46 Manny Acosta, R ERA: 4.46	(6, 1)	2.0		9	2	0	0	0	1	0	0	0	0	0	20	33	0.00	1.500
Will Ohman, L ERA: 3.21	(8, 1)	1.0		6	0	0	0	2	1	1	0	0	0	0	9	20	0.00	1.000
56 Blaine Boyer, R ERA: 4.17	(9, 1)	0.2		7	3	3	3	1	2	0	0	0	0	0	11	24	40.50	7.500

PITCHER		IP	WLS	BF	H	R	ER	SO	BB	IBB	HBP	BLK	WP	HR	S	P	ERA	WHIP
Royce Ring, L ERA: 3.31	(9, 1)	0.1		1	0	0	0	0	0	0	0	0	0	0	2	4	0.00	0.000

Philadelphia Phillies @ Atlanta Braves

Turner Field, Atlanta, GA

Tue Jul 01 2008, 7:00 PM EDT
Att. 29,206 - Partly Cloudy - 83 F

livebaseballscorecards.com

BOTTOM

Batter	1	2	3	4	5	6	7	8	9	AB	R	H	RBI	BB	SO	LOB
1 Grégor Blanco, L (1, 7) OBP: 0.373, SLG: 0.340	B SI 87 B SI 86 B SI 87 B FF 87 4-0 10 G3 2 SH1-3 BB		X SI 88 0-0 ② G6-3		C SI 88 S FC 84 B FC 83 B FF 89 F SL 81 X FF 89 2-2 2 S 1B		B SI 89 F SI 89 S SI 91 X SI 92 1-2 ① G3 2-3		X FF 94 0-0 1B	4	0	2	0	1	0	1
2 Kelly Johnson, L (1, 4) OBP: 0.355, SLG: 0.445	1 SAFE C SL 80 1 SAFE 1 SAFE X FC 83 0-1 ① SH1-3 1-2		C SI 89 X CH 81 0-1 ③ G4-3		F SL 79 D CH 81 F FC 84 F SI 90 B FC 84 X FC 84 2-2 ③ G3-1 1-2		B SI 91 B SI 91 B SI 92 B SI 91 4-0 G4-3 10 BB BB		F SL 85 B FF 94 B FF 94 C SL 83 S FF 95 2-3 ② K	3	0	0	0	1	1	2
10 Chipper Jones, S (1, 5) OBP: 0.487, SLG: 0.630	C FC 84 F SI 89 B SI 90 X SI 90 1-2 ② G3 2-3			B SI 89 B FC 84 B FC 84 B SI 88 4-0 16 1B BB		X SL 80 0-0 16 G3 2B	B SI 91 S CH 80 B SL 80 D SL 80 B SI 91 4-1 G4-3 1-2 BB		B FF 86 S FF 95 B SL 85 S SL 85 C SL 85 2-3 ③ K	3	0	1	0	2	1	2
Mark Teixeira, S (1, 3) OBP: 0.374, SLG: 0.489	C SI 89 X FC 86 0-1 ③ G4-1			X SI 89 0-0 ① L9		C FF 89 B FC 85 X FF 90 1-1 ① F9	X SI 91 0-0 ② G4-3 1-2 2-3 3-H			4	0	0	1	0	0	5
16 Brian McCann, L (1, 2) OBP: 0.366, SLG: 0.539		B SI 87 B SI 88 C SI 88 X SI 88 2-1 7 G4-3 2B		C FC 84 X SI 89 0-1 7 FC6-4 1-2 1B		B FF 90 X FC 84 1-0 ② G3 2-3	X SI 92 0-0 ③ G4-3			4	0	2	0	0	0	3
Mark Kotsay, L (1, 8) OBP: 0.337, SLG: 0.425		X SI 88 0-0 ① F7		B SI 90 F FC 84 F SL 80 F FF 90 F FC 84 S FF 90 1-3 ② K		F FC 84 C FC 84 F FF 91 B SI 89 F FF 90 X FF 90 1-2 ③ P5		C CU 80 B SL 86 B FF 90 X SL 83 2-1 ① G6-3		4	0	0	0	0	1	4
7 Jeff Francoeur, R (1, 9) OBP: 0.294, SLG: 0.383		C SI 90 C FC 86 X FC 86 0-2 ② G4-3 2-3		F SI 90 B SI 90 C SI 90 B SI 92 X SI 91 2-2 ③ FC6-4 1-2f			F SI 87 X SI 89 0-1 1 1B 2B 1B	X SL 87 0-0 ② G3		4	1	1	0	0	0	3
1 Brent Lillibridge, R (1, 6) OBP: 0.154, SLG: 0.231		B FC 84 C FC 83 B SI 91 S FC 85 B SI 91 F FC 86 T SI 91 3-2 ③ K			X SL 80 0-0 ① P5		S SL 80 X SI 89 0-1 1-2 2B 1B	B FF 91 F FF 90 B SL 87 X SL 86 2-1 ③ G6-3		4	1	1	0	0	1	1
50 Charlie Morton, R (1, 1) 38 Buddy Carlyle, L (3, 1) 4 Omar Infante, R (5, PH) OBP: 0.364, SLG: 0.455 46 Manny Acosta, R (8, 1) Greg Norton, S (7, PH) OBP: 0.000, SLG: 0.000 Will Ohman, L (6, 1) 56 Blaine Boyer, R (9, 1) Royce Ring, L (9, 1) 8 Ruben Gotay, S (5, PH) OBP: 0.300, SLG: 0.571			C SI 86 C SI 87 X SI 89 0-2 ① G5-3		C SI 89 X SI 88 0-1 ② G6-3		B SL 81 B SI 87 X SI 87 2-0 1 G3 G4-3 1-H 2-H 2B		B SL 84 C FF 95 B SL 85 B FF 95 F FF 94 X FF 94 3-2 ① F9	0 1 1 0 1 0 0 0 0 1	0 0 0 0 1 0 0 0 0 0	0 0 0 0 1 0 0 0 0 0	0 0 0 0 2 0 0 0 0 0	0 0 0 0 0 0 0 0 0 0	0 0 0 0 0 0 0 0 0 0	0 0 0 0 0 0 0 0 0 0
Inning Stats	R: 0 E: 0 K: 0 S: 7 H: 0 LOB: 1 BB: 1 P: 12	R: 0 E: 0 K: 1 S: 10 H: 1 LOB: 1 BB: 0 P: 15	R: 0 E: 0 K: 0 S: 6 H: 0 LOB: 0 BB: 0 P: 6	R: 0 E: 0 K: 1 S: 11 H: 1 LOB: 2 BB: 1 P: 18	R: 0 E: 0 K: 0 S: 11 H: 1 LOB: 1 BB: 0 P: 15	R: 0 E: 0 K: 0 S: 9 H: 1 LOB: 1 BB: 0 P: 12	R: 3 E: 0 K: 0 S: 11 H: 3 LOB: 2 BB: 2 P: 22	R: 0 E: 0 K: 0 S: 5 H: 0 LOB: 0 BB: 0 P: 9	R: 0 E: 0 K: 2 S: 10 H: 1 LOB: 1 BB: 0 P: 17	1B: 5 2B: 3 3B: 0 HR: 0 SF: 0 SAC: 1 DP: 0 HBP: 0						

AB	34
R	3
H	8
RBI	3
BB	4
SO	4
LOB	21

WP: 0	PA: 39
PB: 0	
SB: 1	
CS: 0	

PITCHER		IP	WLS	BF	H	R	ER	SO	BB	IBB	HBP	BLK	WP	HR	S	P	ERA	WHIP
38 Kyle Kendrick, R ERA: 4.58	(1, 1)	6.0	W	27	7	3	3	2	2	0	0	0	0	0	59	85	4.50	1.500
16 J.C. Romero, L ERA: 1.67	(7, 1)	1.0	H	5	0	0	0	0	2	0	0	0	0	0	6	15	0.00	2.000
45 Tom Gordon, R ERA: 5.02	(8, 1)	1.0	H	3	0	0	0	0	0	0	0	0	0	0	5	9	0.00	0.000
54 Brad Lidge, R ERA: 0.82	(9, 1)	1.0		4	1	0	0	2	0	0	0	0	0	0	10	17	0.00	1.000

PITCHER	IP	WLS	BF	H	R	ER	SO	BB	IBB	HBP	BLK	WP	HR	S	P	ERA	WHIP

Philadelphia Phillies @ Atlanta Braves

Turner Field, Atlanta, GA

Wed Jul 02 2008, 7:00 PM EDT

Att. 30,138 - Partly Cloudy - 85 F

TOP

livebaseballscorecards.com

Batter	1	2	3	4	5	6	7	8	9	AB	R	H	RBI	BB	SO	LOB
11 Jimmy Rollins, S (1, 6) OBP: 0.339, SLG: 0.445	C FF 85 B CH 75 B CH 75 F FF 85 F CH 76 B CU 73 X FF 85 3-2 ① G3		B CH 73 B FF 83 F FF 82 X SL 81 2-1 26 S 6 HR 1B	C CH 74 B SL 80 B CH 73 B FF 84 B FF 84 4-1 BB			M SI 91 C SI 91 X SI 92 0-2 6 FC6 1B		F SI 86 X CH 76 0-1 1-H 26 1B 3B	4	2	3	1	1	0	0
8 Shane Victorino, S (1, 8) OBP: 0.343, SLG: 0.375	C FF 86 F SL 81 B CU 73 X CH 75 1-2 ② P4		B FF 82 1 SAFE C FF 84 X CH 76 1-1 ① F9	C CH 73 X FF 82 0-1 ③ P6			1 SAFE 1 SAFE B SI 90 L SI 90 1 SAFE C SI 90 1 SAFE X SI 90 1-2 ① F7		C CU 71 F CU 72 B SI 87 C SI 88 1-3 ① K	5	0	0	0	0	1	5
26 Chase Utley, L (1, 4) OBP: 0.386, SLG: 0.607	B FF 86 X FF 86 1-0 2B		B CU 69 B CU 69 B CH 74 B FF 84 4-0 6 HR 1-2 BB		C FF 83 B SL 80 B CH 74 X CH 74 2-1 ① G4-3		1 SAFE B FF 89 X FF 89 1-0 ② P2		C SI 87 F SI 87 F SI 89 X SI 89 0-2 6 S 3-H 1B	4	1	2	1	1	0	1
6 Ryan Howard, L (1, 3) OBP: 0.313, SLG: 0.466	B CH 74 C CU 70 S CH 74 X CU 71 1-2 ③ G3-1		C SL 81 B CH 74 B CH 72 X CU 68 2-1 1-H 2-H HR		X CH 75 0-0 ② G6-3		F FF 90 B SL 82 X SL 78 1-1 ③ FC6 1-2f		B SI 88 B CU 73 B CU 74 F SI 87 C CU 72 B SI 88 4-2 G6-4-3 1-2 BB	4	1	1	3	1	0	2
Pat Burrell, R (1, 7) OBP: 0.412, SLG: 0.590 16 J.C. Romero, S (8, 1) 46 Ryan Madson, L (8, 1) So Taguchi, R (9, PH) OBP: 0.282, SLG: 0.266 54 Brad Lidge, R (9, 1)		F SL 81 F SL 78 B FF 86 X FF 86 1-2 ① P3	B SL 79 S SL 80 X CH 74 1-1 ② F9		C FF 83 B CH 74 B SL 79 B SL 79 X SL 78 3-1 HR			S FF 94 C FF 93 X FF 95 0-2 ① G3	X SI 87 0-0 ②③ G6-4-3 1-2f	4 0 0 1 0	1 0 0 0 0	1 0 0 0 0	1 0 0 0 0	0 0 0 0 0	0 0 0 0 0	0 0 0 2 0
28 Jayson Werth, R (1, 9) OBP: 0.354, SLG: 0.492		C FF 85 C FF 83 B CH 75 X CH 74 1-2 ② F9	C SL 81 C FF 84 X FF 84 0-2 ③ G6-3		X FF 86 0-0 ③ P3			C CU 74 X FF 94 0-1 27 S 1B		4	0	1	0	0	0	0
7 Pedro Feliz, R (1, 5) OBP: 0.308, SLG: 0.420		B SL 81 B SL 80 C SL 80 B FF 84 F FF 85 X SL 81 3-2 27 2B 2B		B SL 78 C SL 77 B FF 81 F SL 78 X CH 71 2-2 ① F9		C SI 92 B CU 81 B CU 79 C SI 92 B SI 93 F FF 92 F FF 92 X SI 92 3-2 27 G4-6-3 1B		1 SAFE X FF 93 0-0 ② F8		4	1	2	0	0	0	1
27 Chris Coste, R (1, 2) OBP: 0.376, SLG: 0.549		C FF 85 D CH 74 F SL 81 D CU 71 X FF 86 2-2 21 1B 2-H 2B		S FF 82 B FF 82 F FF 81 X FF 82 1-2 21 SH1-4 1B		C SI 91 B SI 91 F SI 91 D SL 82 B SI 92 F SI 90 F SI 91 X SI 92 3-2 ①② G4-6-3 1-2f		1 SAFE C FF 92 C FF 94 X FF 94 0-2 ③ G3 1-2		4	0	2	1	0	0	2
21 Adam Eaton, R (1, 1) OBP: 0.281, SLG: 0.250 37 Chad Durbin, R (6, 1) OBP: 0.200, SLG: 0.200 4 Eric Bruntlett, R (8, 7) OBP: 0.320, SLG: 0.321		X SL 79 0-0 ③ 2-H 1B		1 SAFE X SL 78 0-0 ② SH1-4 1-2		B SI 91 S SI 92 C SI 91 F CU 80 B SI 91 C SI 92 2-3 ③ K			B FF 90 B FF 92 B FF 90 C FF 91 B FF 90 4-1 11 3B BB	2 0 0	0 0 1	1 0 0	0 0 0	0 0 1	1 0 0	0 0 0
Inning Stats	R: 0 E: 0 K: 0 S: 11 H: 1 LOB: 1 BB: 0 P: 17	R: 1 E: 0 K: 0 S: 13 H: 3 LOB: 2 BB: 0 P: 20	R: 3 E: 0 K: 0 S: 11 H: 2 LOB: 0 BB: 1 P: 21	R: 0 E: 0 K: 0 S: 10 H: 1 LOB: 2 BB: 1 P: 17	R: 1 E: 0 K: 0 S: 6 H: 1 LOB: 0 BB: 0 P: 11	R: 0 E: 0 K: 1 S: 14 H: 1 LOB: 0 BB: 0 P: 22	R: 0 E: 0 K: 0 S: 9 H: 1 LOB: 1 BB: 0 P: 12	R: 0 E: 0 K: 0 S: 9 H: 1 LOB: 1 BB: 0 P: 9	R: 2 E: 0 K: 1 S: 13 H: 2 LOB: 1 BB: 2 P: 22	1B: 7 2B: 3 3B: 1 HR: 2 SF: 0 SAC: 1 DP: 2 HBP: 0						

PITCHER		IP	WLS	BF	H	R	ER	SO	BB	IBB	HBP	BLK	WP	HR	S	P	ERA	WHIP
57 Jorge Campillo, R ERA: 2.99	(1, 1)	5.0	L	24	8	5	5	0	2	0	0	0	0	2	51	86	9.00	2.000
30 Jeff Bennett, R ERA: 4.1	(6, 1)	1.1		5	2	0	0	1	0	0	0	0	0	0	20	29	0.00	1.500
Will Ohman, L ERA: 3.15	(7, 1)	0.2		2	0	0	0	0	0	0	0	0	0	0	3	5	0.00	0.000
56 Blaine Boyer, R ERA: 4.27	(8, 1)	1.0		5	1	1	1	0	1	0	0	0	0	0	10	14	9.00	2.000
Royce Ring, L ERA: 3.63	(9, 1)	1.0		5	2	1	1	1	1	0	0	0	0	0	12	17	9.00	3.000

PITCHER	IP	WLS	BF	H	R	ER	SO	BB	IBB	HBP	BLK	WP	HR	S	P	ERA	WHIP

AB	36
R	7
H	13
RBI	7
BB	4
SO	2
LOB	13

WP: 0 PA: 41
PB: 0
SB: 3
CS: 0

BOTTOM

Philadelphia Phillies @ Atlanta Braves

Turner Field, Atlanta, GA

Wed Jul 02 2008, 7:00 PM EDT
Att. 30,138 - Partly Cloudy - 85 F

Batter	1	2	3	4	5	6	7	8	9	AB	R	H	RBI	BB	SO	LOB
1 Grégor Blanco, L (1, 7) OBP: 0.374, SLG: 0.338	C C B F F X 1-2 P2 ①		C FF 90 X CU 74 0-1 BB 10 BB 1B		B FF 91 C FF 87 B CH 82 B FF 90 C FF 91 B FF 91 4-2 19 G6-4-3 BB		X SI 89 0-0 B1-3 ②		F SL 83 X SL 85 0-1 E3 10 E 1-2	4	0	1	0	1	0	1
19 Yunel Escobar, R (1, 6) OBP: 0.369, SLG: 0.395	S SL 76 S CU 71 B CU 75 X FF 88 1-2 10 G4-3 1B		1 SAFE B FC 87 1 SAFE X FC 88 1-0 F9 ②		X FC 89 0-0 G6-4-3 ① ② 1-2f		C FF 90 B FC 86 F FC 87 B CH 82 F CH 82 B SI 90 X SI 91 3-2 G4-3 ③		S SL 85 B SL 85 C SL 85 B FF 85 B FF 94 C SL 85 3-3 K ②	5	0	1	0	0	1	4
10 Chipper Jones, S (1, 5) OBP: 0.486, SLG: 0.636	B FF 87 C FC 84 F FC 86 B FF 89 B SI 88 F SI 88 1 SAFE X SI 88 3-2 G4-3 ② 1-2		F FC 88 B CU 75 F FC 86 B FF 90 B FF 89 B SL 78 4-2 BB 1-2 BB		B SI 91 C SI 91 X FC 86 1-1 G3 ③			C SI 90 B SL 78 X CH 79 1-1 HR	C FF 93 B FF 94 D FF 86 B SL 84 S FF 94 X FF 94 3-2 E3 1-2 2-3	4	1	1	1	1	0	3
Mark Teixeira, S (1, 3) OBP: 0.377, SLG: 0.490	B FC 86 B FC 86 X FC 87 2-0 P6 ③		B FC 87 B FC 85 B FC 88 C FF 90 B SI 90 4-1 1-2 2-3 BB			F FF 89 B FC 86 X FF 91 1-1 2 1B 7 G6-4-3 2B		B SL 76 B CH 79 B SI 90 B SI 91 4-0 2 G3 BB	F FF 94 D FF 87 C SL 84 B SL 86 F SL 85 F SL 84 F FF 94 D FF 85 S FF 85 3-3 K ③	3	1	1	0	2	1	4
16 Brian McCann, L (1, 2)		C CU 70 X CU 72 0-1 P3 ① B FF 88 C CU 72 B FC 86 F FF 90 B CU 74 B FF 90 4-2 BB	C CU 76 X FF 90 0-1 F8 ③	C FF 88 B CU 73 X FC 87 1-1 G4-3 ①		B SL 75 S FC 87 B CU 74 B FF 89 B FC 86 4-1 7 G6-4-3 2 1B BB B CU 74 X FC 86 1-0 7 G6-4-3 1-2 2-3 1B		C SI 92 F SI 92 B SL 80 S SI 91 1-3 K ① C SL 80 C SL 80 B SI 92 F SI 92 B CH 80 F SI 92 F SI 91 X SL 81 2-2 G3 ② 1-2		3	0	0	0	1	1	4
2 Kelly Johnson, L (1, 4) OBP: 0.357, SLG: 0.444										3	0	1	0	1	0	1
7 Jeff Francoeur, R (1, 9) OBP: 0.291, SLG: 0.379		1 SAFE 1 SAFE T FC 86 1 SAFE C SI 86 F FC 85 S SL 77 0-3 K ②		F FC 86 B CH 83 F SL 80 B FF 90 S FF 92 2-3 K ②		F FC 85 F SI 89 B FC 87 F FC 86 B CU 77 F SI 90 X SI 90 2-2 G6-4-3 ① ② 1-2f 2-3 3-H		B FF 92 C FF 89 F FF 92 B FF 93 F FF 93 S CH 80 2-3 K ③		4	0	0	0	0	3	4
Mark Kotsay, L (1, 8) OBP: 0.330, SLG: 0.416		1 SAFE C FC 85 F FF 88 1 SAFE X FF 90 0-2 P5 ③		B FF 90 B FF 88 X FF 89 2-0 F9 ③		F FC 86 F CH 81 B FF 90 B SI 90 C CH 78 2-3 K ③			C FF 93 S SL 84 S SL 83 0-3 K2-3 ①	4	0	0	0	0	2	2
57 Jorge Campillo, R (1, 1) OBP: 0.250, SLG: 0.250 8 Ruben Gotay, S (5, PH) OBP: 0.309, SLG: 0.324 30 Jeff Bennett, R (6, 1) OBP: 0.250, SLG: 0.143 Will Ohman, L (7, 1) 4 Omar Infante, R (7, PH) OBP: 0.342, SLG: 0.419 56 Blaine Boyer, R (8, 1) Royce Ring, L (9, 1) Greg Norton, S (9, PH) OBP: 0.344, SLG: 0.391			C FF 87 S SL 77 B SL 78 X CU 73 1-2 G5-3 ①		B FC 86 B FF 89 C FF 89 C FF 89 X CU 75 2-2 HR		C FF 89 X FC 85 0-1 L8 ①		C SL 82 X FF 93 0-1 10 E 1 E 1B	1 1 0 0 1 0 0 1	0 1 0 0 0 0 0 0	0 1 0 0 0 0 0 1	0 1 0 0 0 0 0 0	0 0 0 0 0 0 0 0	0 0 0 0 0 0 0 0	0 0 0 0 0 0 0 0
Inning Stats	R: 0 E: 0 K: 0 S: 14 H: 1 LOB: 1 BB: 0 P: 21	R: 0 E: 0 K: 1 S: 11 H: 0 LOB: 1 BB: 1 P: 15	R: 0 E: 0 K: 0 S: 11 H: 1 LOB: 3 BB: 2 P: 21	R: 0 E: 0 K: 1 S: 6 H: 0 LOB: 0 BB: 0 P: 11	R: 1 E: 0 K: 0 S: 8 H: 1 LOB: 0 BB: 1 P: 15	R: 1 E: 0 K: 1 S: 12 H: 2 LOB: 1 BB: 1 P: 22	R: 0 E: 0 K: 0 S: 7 H: 0 LOB: 0 BB: 0 P: 10	R: 1 E: 0 K: 2 S: 15 H: 1 LOB: 1 BB: 1 P: 25	R: 0 E: 2 K: 3 S: 19 H: 1 LOB: 3 BB: 0 P: 28	1B: 4 2B: 1 3B: 0 HR: 2	SF: 0 SAC: 0 DP: 2 HBP: 0	WP: 0 PB: 0 SB: 0 CS: 0	PA: 40			

livebaseballscorecards.com

AB	34
R	3
H	7
RBI	2
BB	6
SO	8
LOB	23

PITCHER		IP	WLS	BF	H	R	ER	SO	BB	IBB	HBP	BLK	WP	HR	S	P	ERA	WHIP
21 Adam Eaton, R ERA: 4.79	(1, 1)	5.0	W	24	5	2	2	2	5	0	0	0	0	1	54	93	3.60	2.000
37 Chad Durbin, R ERA: 1.58	(6, 1)	2.0	H	5	0	0	0	1	0	0	0	0	0	0	15	22	0.00	0.000
16 J.C. Romero, L ERA: 1.91	(8, 1)	0.2	H	4	1	1	1	1	1	0	0	0	0	1	11	19	13.50	3.000
46 Ryan Madson, R ERA: 3.14	(8, 1)	0.1	H	1	0	0	0	1	0	0	0	0	0	0	4	6	0.00	0.000
54 Brad Lidge, R ERA: 0.79	(9, 1)	1.0		6	1	0	0	3	0	0	0	0	0	0	19	28	0.00	1.000

PITCHER	IP	WLS	BF	H	R	ER	SO	BB	IBB	HBP	BLK	WP	HR	S	P	ERA	WHIP

Batter	1	2	3	4	5	6	7	8	9	AB	R	H	RBI	BB	SO	LOB
11 Jimmy Rollins, S (1, 6) OBP: 0.342, SLG: 0.452	C FF 89 B SI 90 B FF 90 X SI 90 2-1 ① F7		X SI 90 0-0 3B		B SL 79 C SI 90 C SL 80 B CH 82 B CH 83 X CH 83 3-2 ② G1-3		B CH 83 B FF 91 F FF 89 B FF 91 C SI 90 F SI 90 F FF 90 B SI 90 4-2 8 S BB			3	0	1	0	1	0	0
8 Shane Victorino, S (1, 8) OBP: 0.339, SLG: 0.369	C SI 90 S CH 84 F FF 91 X SI 93 0-2 ② G6-3		C CH 82 B FF 92 X FF 92 1-1 ① G3		L FF 92 C SI 92 B SL 81 X CH 84 1-2 ③ G1-3		1 SAFE 1 SAFE P PO 84 1 SAFE B CH 83 C FF 91 D CH 84 X SI 91 3-1 ③ G4-3 1-2			4	0	0	0	0	0	2
26 Chase Utley, L (1, 4) OBP: 0.384, SLG: 0.612	B CH 85 B SI 92 B FF 91 C FF 92 X FF 91 3-1 HR		B FF 92 S CH 84 F CH 84 S CH 84 1-3 ② K			C SL 79 C FF 91 X FF 92 0-2 ① P3		C SL 78 B SL 80 S SL 75 X FF 91 1-2 ① G4-3		4	1	1	1	0	1	1
6 Ryan Howard, L (1, 3) OBP: 0.312, SLG: 0.472	C CH 84 B CH 84 B FF 92 S CH 84 X SI 92 2-2 ③ F9		B CH 83 F CH 83 F SI 92 F FF 93 X CH 85 1-2 ③ G1-3			B CH 83 B FF 90 S CH 83 X SI 91 2-1 HR		C SL 79 S SL 79 B FF 91 C FF 91 1-3 ② K		4	1	1	1	0	1	1
Pat Burrell, R (1, 7) OBP: 0.413, SLG: 0.592 28 Jayson Werth, R (8, 7) OBP: 0.354, SLG: 0.492		X FF 92 0-0 51 F9 7 1B 1B		B SI 92 C SI 92 X CH 83 1-1 10 G4-3 7 1B 2B		C CH 83 B CH 83 B SI 90 B CH 83 S CH 82 C FF 92 3-3 ② K		X FF 90 0-0 ③ F7		4 0	1 0	2 0	0 0	0 0	1 0	0 0
10 Geoff Jenkins, L (1, 9) OBP: 0.287, SLG: 0.376		C SI 90 C SI 90 B CH 84 S CH 85 1-3 ① K		B SI 91 X CH 83 1-0 ① G4-3 2-3		X SI 90 0-0 ③ F8			B FF 90 C FF 90 F FF 92 S SL 81 1-3 ① K	4	0	0	0	0	2	2
7 Pedro Feliz, R (1, 5) OBP: 0.314, SLG: 0.435		C SL 81 F SI 92 F SI 93 B CH 85 X CH 84 1-2 1-2 1B		B CH 84 B FF 91 D CH 84 F FF 93 F CH 84 F SL 79 X SI 94 3-2 51 G6-4-3 1B 3-H			S SL 80 S SL 80 B SL 79 B FF 93 X SL 79 2-2 HR		C FF 91 B FF 91 X SL 80 1-1 ② G6-3	4	1	3	2	0	0	0
51 Carlos Ruiz, R (1, 2) OBP: 0.302, SLG: 0.281		B FF 92 C SI 91 F CH 84 B FF 92 F CH 84 X CH 85 2-2 ② F9 2-3		D SI 92 F FF 92 1 SAFE B SL 81 X CH 82 2-1 ② ③ G6-4-3 1-2f			C FF 93 C SI 92 B SI 92 C CH 84 1-3 ① K		F FF 91 B FF 94 X SL 82 1-1 ③ L4	4	0	0	0	0	1	3
35 Cole Hamels, L (1, 1) OBP: 0.279, SLG: 0.302 45 Tom Gordon, R (9, 1)		C CH 84 S CH 84 S CH 84 0-3 ③ K			C FF 90 B FF 90 F CH 82 X CH 83 1-2 ① G2-3		F CH 82 S SI 91 S FF 91 0-3 ② K			3 0	0 0	0 0	0 0	0 0	2 0	2 0
Inning Stats	R: 1 E: 0 K: 0 S: 11 H: 1 LOB: 0 BB: 0 P: 18	R: 0 E: 0 K: 2 S: 15 H: 2 LOB: 2 BB: 0 P: 19	R: 0 E: 0 K: 1 S: 10 H: 1 LOB: 1 BB: 0 P: 13	R: 1 E: 0 K: 0 S: 9 H: 2 LOB: 0 BB: 0 P: 16	R: 0 E: 0 K: 0 S: 9 H: 0 LOB: 0 BB: 0 P: 14	R: 1 E: 0 K: 1 S: 9 H: 1 LOB: 0 BB: 0 P: 14	R: 1 E: 0 K: 2 S: 16 H: 1 LOB: 1 BB: 1 P: 25	R: 0 E: 0 K: 1 S: 7 H: 0 LOB: 0 BB: 0 P: 9	R: 0 E: 0 K: 1 S: 7 H: 0 LOB: 0 BB: 0 P: 10	1B: 3 2B: 1 3B: 1 HR: 3 SF: 0 SAC: 0 DP: 1 HBP: 0						

PITCHER		IP	WLS	BF	H	R	ER	SO	BB	IBB	HBP	BLK	WP	HR	S	P	ERA	WHIP
49 Jair Jurrjens, R ERA: 3.09	(1, 1)	7.0	L	29	8	4	4	6	1	0	0	0	0	3	79	119	5.14	1.286
Will Ohman, L ERA: 3.06	(8, 1)	1.0		3	0	0	0	1	0	0	0	0	0	0	7	9	0.00	0.000
51 Michael Gonzalez, L ERA: 3.6	(9, 1)	1.0		3	0	0	0	1	0	0	0	0	0	0	7	10	0.00	0.000

PITCHER	IP	WLS	BF	H	R	ER	SO	BB	IBB	HBP	BLK	WP	HR	S	P	ERA	WHIP

TOP

Philadelphia Phillies @ Atlanta Braves

Turner Field, Atlanta, GA

Thu Jul 03 2008, 7:00 PM EDT

Att. 28,805 - Cloudy - 84 F

livebaseballscorecards.com

AB	34
R	4
H	8
RBI	4
BB	1
SO	8
LOB	11

BOTTOM

Philadelphia Phillies @ Atlanta Braves

Turner Field, Atlanta, GA

Thu Jul 03 2008, 7:00 PM EDT
Att. 28,805 - Cloudy - 84 F

livebaseballscorecards.com

Batter	1	2	3	4	5	6	7	8	9	AB	R	H	RBI	BB	SO	LOB
1 Grégor Blanco, L (1, 8) OBP: 0.372, SLG: 0.341	B FF 89 C FF 89 B CU 73 X CH 78 2-1 G4-3 ①		B CU 74 C FF 88 C CU 74 C FF 90 1-3 K ①		X CH 80 0-0 B2-3 ③			X FF 90 0-0 2B		4	0	1	0	0	1	1
19 Yunel Escobar, R (1, 6) OBP: 0.368, SLG: 0.396	C FF 89 F FF 91 B FF 92 F FF 92 B FF 91 X CH 82 2-2 2B		S CH 79 B CU 76 X CH 80 1-1 G1-3 ②			F CH 79 X FF 90 0-1 G4-3 ①		C FF 90 F FF 90 B FF 92 B FF 92 F FF 92 F FF 92 B CU 78 X CH 81 3-2 P4 ③		4	0	1	0	0	0	1
10 Chipper Jones, S (1, 5) OBP: 0.483, SLG: 0.634	B FF 91 S CU 76 C FF 92 X CU 77 1-2 F8 ②		B CU 76 F FF 91 C FF 89 B FF 92 F FF 92 S CH 82 2-3 K ③			X CH 78 0-0 G5-3 ②			X FF 90 0-0 16 2B 2B	4	1	1	0	0	1	1
Mark Teixeira, S (1, 3) OBP: 0.373, SLG: 0.484	C CH 79 B FF 92 F FF 91 C FF 93 1-3 K ③			B CU 71 F FF 90 F FF 90 F FF 91 X FF 90 1-2 F8 ①		C FF 90 C FF 91 F FF 92 F CH 80 B FF 92 B CU 78 F CH 80 C CH 79 2-3 K ③			B CU 76 X FF 90 1-0 G6-3 ①	4	0	0	0	0	2	2
4 Omar Infante, R (1, 7) OBP: 0.339, SLG: 0.413		X FF 89 0-0 16 BB 1B		B FF 90 B CH 80 C CH 81 C CU 75 X FF 92 2-2 P4 ②			C CH 79 X FF 90 0-1 G5-3 ①		B CU 75 C FF 91 S CU 77 B CU 76 F CU 72 B CH 81 S FF 92 3-3 K ②	4	0	1	0	0	1	1
16 Brian McCann, L (1, 2) OBP: 0.366, SLG: 0.535		B CU 73 B CH 79 F FF 91 D CU 75 B CH 80 4-1 1-2 BB		B FF 91 S CU 76 B FF 91 C FF 92 F CH 82 B FF 91 X FF 92 3-2 P6 ③			B F B F S 2-3 K2-3 ②		B CU 74 C FF 91 B FF 91 X CU 74 2-1 2-H 2B	3	0	1	1	1	1	0
7 Jeff Francoeur, R (1, 9) OBP: 0.287, SLG: 0.374		F FF 90 B FF 91 F CU 76 X FF 90 1-2 F7 ①			X CH 78 0-0 G6-3 ①		S CH 80 X CU 77 0-1 F8 ③		X FF 90 0-0 F7 ③	4	0	0	0	0	0	3
14 Martín Prado, R (1, 4) OBP: 0.360, SLG: 0.429		B CU 75 X FF 91 1-0 F9 ②			C FF 90 B FF 90 C CU 76 F FF 92 X FF 93 1-2 G5-3 ②			B CH 78 B FF 90 C FF 90 X FF 90 2-1 F8 ①		3	0	0	0	0	0	2
49 Jair Jurrjens, R (1, 1) OBP: 0.222, SLG: 0.161 Will Ohman, L (8, 1) Greg Norton, S (8, PH) OBP: 0.341, SLG: 0.388 51 Michael Gonzalez, R (9, 1)		S FF 91 S CH 79 S CU 78 0-3 K ③			B FF 91 C FF 91 B FF 92 F FF 91 B CH 82 B FF 93 4-2 BB			B FF 90 X CH 79 1-0 G6-3 ②		1 0 1 0	0 0 0 0	0 0 0 0	0 0 0 0	1 0 0 0	1 0 0 0	2 0 0 0
Inning Stats	R: 0 E: 0 K: 1 S: 12 H: 1 LOB: 1 BB: 0 P: 18	R: 0 E: 0 K: 1 S: 9 H: 1 LOB: 2 BB: 1 P: 15	R: 0 E: 0 K: 2 S: 9 H: 0 LOB: 0 BB: 0 P: 13	R: 0 E: 0 K: 0 S: 11 H: 0 LOB: 0 BB: 0 P: 17	R: 0 E: 0 K: 0 S: 8 H: 0 LOB: 1 BB: 1 P: 13	R: 0 E: 0 K: 1 S: 9 H: 0 LOB: 0 BB: 0 P: 11	R: 0 E: 0 K: 1 S: 7 H: 0 LOB: 0 BB: 0 P: 9	R: 0 E: 0 K: 0 S: 9 H: 1 LOB: 1 BB: 0 P: 15	R: 1 E: 0 K: 1 S: 9 H: 2 LOB: 1 BB: 0 P: 15	1B: 1 2B: 4 3B: 0 HR: 0 SF: 0 SAC: 0 DP: 0 HBP: 0						WP: 0 PB: 0 SB: 0 CS: 0 PA: 34

	AB	32
	R	1
	H	5
	RBI	1
	BB	2
	SO	7
	LOB	13

PITCHER		IP	WLS	BF	H	R	ER	SO	BB	IBB	HBP	BLK	WP	HR	S	P	ERA	WHIP
35 Cole Hamels, L ERA: 3.22	(1, 1)	8.2	W	33	5	1	1	7	2	0	0	0	0	0	82	125	1.04	0.808
45 Tom Gordon, R ERA: 4.97	(9, 1)	0.1	S	1	0	0	0	0	0	0	0	0	0	0	1	1	0.00	0.000

PITCHER	IP	WLS	BF	H	R	ER	SO	BB	IBB	HBP	BLK	WP	HR	S	P	ERA	WHIP

Houston Astros @ Atlanta Braves

Turner Field, Atlanta, GA

Fri Jul 04 2008, 7:30 PM EDT

Att. 48,045 - Clear - 88 F

TOP

livebaseballscorecards.com

Batter	1	2	3	4	5	6	7	8	9	AB	R	H	RBI	BB	SO	LOB
2 Darin Erstad, L (1, 8) OBP: 0.347, SLG: 0.448	B FF 90 B SI 90 C SI 87 F SI 89 F SI 90 X FS 81 2-2 ① F8		C SI 88 T FS 76 F FC 85 B FC 85 X SI 89 1-2 ② G5-3			C SI 88 X SI 88 0-1 ① FC1-6 G4-3 17 1B 1-2f		C FF 94 F FF 94 B FF 94 B CU 76 B FF 94 X FF 93 3-2 45 WP 10 1B FC4-6-5-6 1B		4	2	1	0	0	0	1
Mark Loretta, R (1, 4) OBP: 0.327, SLG: 0.375	B SI 89 X SI 89 1-0 ② G5-3		C FC 83 S FC 84 S FC 83 0-3 ③ K			C SI 89 B SI 89 X SI 88 1-1 ② G4-3 1-2		F FF 93 X CU 76 0-1 10 45 WP FC4-6-5-6 1-2 1B		4	0	1	0	0	1	1
17 Lance Berkman, S (1, 3) OBP: 0.441, SLG: 0.677	S SI 88 X FF 90 0-1 2B			B FS 84 B FS 78 F SI 88 B SI 87 F SI 88 S FS 80 3-3 ① K		B SI 89 B SI 90 X SI 89 2-0 2-H 1B		C FF 93 C FF 93 B CU 78 F CU 76 X FF 93 1-2 ① F7		4	0	2	1	0	1	2
45 Carlos Lee, R (1, 7) OBP: 0.340, SLG: 0.546	B FC 82 S SI 90 B SI 90 B FC 86 B SI 89 4-1 BB			B SI 88 X FC 84 1-0 10 G4-6-3 1B		C SI 90 F SI 90 B SI 90 B FC 86 X FC 87 2-2 ③ L4		T SI 94 F SI 94 F SI 93 B SL 86 B SL 86 B SI 95 F SI 94 B SI 93 4-2 10 FC4-6-5-6 1-2 2-3 BB		2	0	1	0	2	0	1
10 Miguel Tejada, R (1, 6) OBP: 0.320, SLG: 0.439	B SI 90 S FC 83 B SI 90 F SI 90 S FC 85 2-3 ③ K			X SI 88 0-0 ② ③ G4-6-3 1-2f			C SL 81 X SI 87 0-1 ① G6-3	X SI 92 0-0 ② ③ FC4-6-5-6 1-2 2-3 3-H		4	0	0	0	0	1	5
27 Geoff Blum, S (1, 5) OBP: 0.248, SLG: 0.349		B SI 87 C SI 86 B FS 79 F SI 87 F FS 82 X FS 82 2-2 ① L3			B FS 77 X SI 87 1-0 ① G4-3		B CU 70 C FS 79 F FC 82 B CU 71 B SI 89 B FS 80 4-2 46 9 G1-6-3 1B BB		B FF 91 F FF 90 F FF 92 B SL 82 S SL 82 2-3 ① K	3	0	0	0	1	1	0
9 Hunter Pence, R (1, 9) OBP: 0.305, SLG: 0.427		F FF 88 X FC 84 0-1 ② G1-3			B SI 87 X FC 82 1-0 ② F9		X FC 84 0-0 46 G1-6-3 1-2 1B		B FF 91 X FF 91 1-0 ② P5	4	0	1	0	0	0	0
46 J.R. Towles, R (1, 2) OBP: 0.264, SLG: 0.281		S SI 88 S SI 90 B SI 90 B SI 90 S SI 90 2-3 ③ K			B SI 88 C SI 88 B FS 77 F SI 88 F FS 80 F SI 90 S SI 89 2-3 ③ K		B SI 90 F SI 89 X SI 89 1-1 ② G1-6-3 1-2 2-3		C FF 92 B SL 81 F FF 92 C FF 94 1-3 ③ K	4	0	0	0	0	3	2
38 Brian Moehler, R (1, 1) David Newhan, L (7, PH) OBP: 0.313, SLG: 0.375 53 Wesley Wright, R (7, 1)			C SI 88 S SI 89 B FC 84 C SI 89 1-3 ① K			B FS 84 S SI 87 B SI 88 S SI 88 B SI 88 B SI 87 4-2 2 FC1-6 BB	X FS 80 0-0 ③ G4-3			1 1 0	0 0 0	0 0 0	0 0 0	1 0 0	1 0 0	0 2 0
Inning Stats	R: 0 E: 0 K: 1 S: 11 H: 1 LOB: 2 BB: 1 P: 20	R: 0 E: 0 K: 1 S: 9 H: 0 LOB: 0 BB: 0 P: 13	R: 0 E: 0 K: 2 S: 10 H: 0 LOB: 0 BB: 0 P: 12	R: 0 E: 0 K: 1 S: 5 H: 1 LOB: 0 BB: 0 P: 9	R: 0 E: 0 K: 1 S: 7 H: 0 LOB: 0 BB: 0 P: 11	R: 1 E: 0 K: 0 S: 10 H: 1 LOB: 1 BB: 1 P: 19	R: 0 E: 0 K: 0 S: 8 H: 1 LOB: 2 BB: 1 P: 13	R: 1 E: 0 K: 0 S: 14 H: 2 LOB: 1 BB: 1 P: 22	R: 0 E: 0 K: 2 S: 7 H: 0 LOB: 0 BB: 0 P: 11	1B: 5 2B: 1 3B: 0 HR: 0 SF: 0 SAC: 0 DP: 2 HBP: 0						

	AB	31
	R	2
	H	6
	RBI	1
	BB	4
	SO	8
	LOB	14

WP: 1 PA: 35
PB: 0
SB: 0
CS: 0

PITCHER		IP	WLS	BF	H	R	ER	SO	BB	IBB	HBP	BLK	WP	HR	S	P	ERA	WHIP
15 Tim Hudson, R ERA: 3.19	(1, 1)	7.0	W	27	4	1	1	6	3	0	0	0	0	0	60	97	1.29	1.000
56 Blaine Boyer, R ERA: 4.44	(8, 1)	0.1		3	2	1	1	0	0	0	0	0	0	0	9	13	27.00	6.000
30 Jeff Bennett, R ERA: 4.05	(8, 1)	0.2		2	0	0	0	0	1	0	0	0	1	0	5	9	0.00	1.500
51 Michael Gonzalez, L ERA: 3.0	(9, 1)	1.0		3	0	0	0	2	0	0	0	0	0	0	7	11	0.00	0.000

PITCHER		IP	WLS	BF	H	R	ER	SO	BB	IBB	HBP	BLK	WP	HR	S	P	ERA	WHIP

Houston Astros @ Atlanta Braves

Turner Field, Atlanta, GA

Fri Jul 04 2008, 7:30 PM EDT

Att. 48,045 - Clear - 88 F

BOTTOM

livebaseballscorecards.com

Batter	1	2	3	4	5	6	7	8	9	AB	R	H	RBI	BB	SO	LOB
1 Grégor Blanco, L (1, 7) OBP: 0.374, SLG: 0.338	C SI 86 X FF 88 0-1 ① G6-3		C SI 87 F CU 76 B FF 88 F FC 83 B FF 88 B FF 89 B SI 88 4-2 19 G4-6-3 BB		X FF 87 0-0 ① P3		B FF 92 C SL 83 F SL 84 H FF 92 2-2 19 G5-3 10 1B 19 S HBP			2	1	0	0	1	0	0
19 Yunel Escobar, R (1, 6) OBP: 0.363, SLG: 0.391	B FC 87 X FF 88 1-0 ② G6-3		1 SAFE B FF 86 1 SAFE C FF 87 X FF 86 1-1 ①② G4-6-3 1-2f		C FF 88 X SI 88 0-1 ② G6-3		1 SAFE B FF 90 B FF 91 X FF 91 2-0 ② G5-3 1-3			4	0	0	0	0	0	2
10 Chipper Jones, S (1, 5) OBP: 0.483, SLG: 0.632	B SI 86 F FF 88 B FF 89 F FF 88 X CU 76 2-2 ③ F8		B CU 78 F SI 89 B FF 88 X CH 81 2-1 1B 16 1B 1B		X SI 88 0-0 ③ G4-3		B FF 90 X FF 90 1-0 BB 3-H 1B			4	1	2	1	0	0	0
Mark Teixeira, S (1, 3) OBP: 0.380, SLG: 0.486		B SI 88 B CU 77 B FF 88 C FF 87 B FF 87 4-1 2 F9 16 1B SF8 BB	X SI 88 0-0 16 1B 1-3 1B		C SI 87 B FC 82 S FF 88 B CU 79 F FF 87 B FF 87 F SI 88 B FF 86 4-2 2 HR BB		C CH 85 B SL 85 D CH 85 B SL 83 B CH 85 4-1 1-2 BB			1	2	1	0	3	0	0
16 Brian McCann, L (1, 2) OBP: 0.368, SLG: 0.534		B FF 89 X SI 88 1-0 26 3B 1-2 1B	C FF 87 C FF 88 B FF 89 X FF 88 1-2 1-2 3-H 1B			C CU 76 B FF 88 B FF 88 X SI 88 2-1 ① L9	X SL 84 0-0 ③ L3			4	1	2	1	0	0	3
2 Kelly Johnson, L (1, 4) OBP: 0.356, SLG: 0.452		B FF 86 X CU 76 1-0 ① F9 2-3	S CU 78 X FF 87 0-1 ③ G4-3			C FF 86 X CH 81 0-1 1-H HR		C KC 78 C SL 84 X KC 78 0-2 ① F8		4	1	1	2	0	0	4
Mark Kotsay, L (1, 8) OBP: 0.328, SLG: 0.414		B FF 88 S FF 88 X FF 87 1-1 ② SF8 3-H		X FF 87 0-0 ① G3		X SI 88 0-0 ② L6		B FF 90 X FF 90 1-0 26 G1-6-3 1B		3	0	1	1	0	0	0
26 Jason Perry, L (1, 9) OBP: 0.250, SLG: 0.750		C SI 87 B CH 80 F CH 79 F FF 87 F SI 88 F FC 85 F FF 89 X CH 81 1-2 1-H 3B		C SI 88 B FF 86 B FF 88 B SI 88 F SI 88 F FF 87 F FF 88 X FF 87 3-2 ② G3		X FF 86 0-0 ③ F8		C KC 78 F FF 92 1 SAFE F FF 91 X SL 83 0-2 ②③ G1-6-3 1-2f		4	0	1	1	0	0	1
15 Tim Hudson, R (1, 1) OBP: 0.143, SLG: 0.147 14 Martin Prado, R (7, PH) OBP: 0.353, SLG: 0.419 56 Blaine Boyer, R (8, 1) 30 Jeff Bennett, R (8, 1) OBP: 0.250, SLG: 0.143 51 Michael Gonzalez, R (9, 1)		S FC 84 C SI 89 S FC 84 0-3 ③ K	C SI 87 X FF 87 0-1 ③ F8				B FF 91 B FF 90 C FF 90 C FF 91 X FF 91 2-2 ① L8			2 1 0 0 0	0 0 0 0 0	0 0 0 0 0	0 0 0 0 0	1 0 0 0 0	1 0 0 0 0	1 0 0 0 0

Inning Stats	1	2	3	4	5	6	7	8	9
	R: 0 E: 0 K: 0 S: 6 H: 0 LOB: 0 BB: 0 P: 9	R: 2 E: 0 K: 1 S: 15 H: 2 LOB: 1 BB: 1 P: 23	R: 1 E: 0 K: 0 S: 13 H: 3 LOB: 2 BB: 1 P: 21	R: 0 E: 0 K: 0 S: 8 H: 0 LOB: 0 BB: 0 P: 11	R: 0 E: 0 K: 0 S: 4 H: 0 LOB: 0 BB: 0 P: 4	R: 2 E: 0 K: 0 S: 10 H: 1 LOB: 0 BB: 1 P: 16	R: 1 E: 0 K: 0 S: 9 H: 1 LOB: 2 BB: 1 P: 20	R: 0 E: 0 K: 0 S: 8 H: 1 LOB: 0 BB: 0 P: 9	

	AB	29
	R	6
	H	8
	RBI	6
	BB	4
	SO	1
	LOB	11

1B: 6 SF: 1 WP: 0 PA: 35
2B: 0 SAC: 0 PB: 0
3B: 1 DP: 2 SB: 1
HR: 1 HBP: 1 CS: 0

PITCHER		IP	WLS	BF	H	R	ER	SO	BB	IBB	HBP	BLK	WP	HR	S	P	ERA	WHIP
38 Brian Moehler, R ERA: 4.13	(1, 1)	6.0	L	26	6	5	5	1	3	0	0	0	0	1	56	84	7.50	1.500
53 Wesley Wright, L ERA: 5.17	(7, 1)	2.0		9	2	1	1	0	1	0	1	0	0	0	17	29	4.50	1.500

PITCHER	IP	WLS	BF	H	R	ER	SO	BB	IBB	HBP	BLK	WP	HR	S	P	ERA	WHIP

Houston Astros @ Atlanta Braves

Turner Field, Atlanta, GA

Sat Jul 05 2008, 7:00 PM EDT

Att. 37,049 - Partly Cloudy - 83 F

TOP

livebaseballscorecards.com

Batter	1	2	3	4	5	6	7	8	9	AB	R	H	RBI	BB	SO	LOB
Ty Wigginton, R (1, 5) OBP: 0.361, SLG: 0.443	C FF 88 C SI 90 C CH 82 0-3 ① K	B SI 91 S SI 91 B SI 92 F SL 82 B SI 93 B CH 83 4-2 2B BB		F SI 90 X SI 90 0-1 ③ G5-3			B SL 86 B FF 88 S FF 88 S FF 90 X FF 90 2-2 ② G6-3		B SL 85 S SI 93 B SI 94 F CU 82 F CU 84 B FF 93 B CU 79 4-2 2B 1-2 2-3 BB	3	1	0	0	2	1	1
Mark Loretta, R (1, 4) OBP: 0.341, SLG: 0.404 21 Michael Bourn, L (9, 8) OBP: 0.280, SLG: 0.300	B FF 90 C FF 90 B CU 79 B CH 83 F FF 90 B SI 91 4-2 17 G4-3 45 1B BB	F SI 91 F SI 91 B SI 92 F SI 91 F CH 82 D CU 73 X CH 83 2-2 1-H 2-H 2B			C SI 88 B SI 89 F SI 88 B SI 88 F SI 90 X SI 90 2-2 17 G6-3 10 F9 2B		X FF 90 0-0 ③ F9		B SI 91 X SI 92 1-0 1-3 2-H 3-H 2B	4 0	1 0	3 0	4 0	1 0	0 0	0 0
17 Lance Berkman, S (1, 3) OBP: 0.438, SLG: 0.669	C SI 90 X SI 90 0-1 ② G4-3 1-2	X SI 92 0-0 ③ F9			B SI 90 S CH 82 X SI 90 1-1 ① G6-3 2-3			S FF 90 C FF 90 S FF 92 0-3 ① K	I IN 83 I IN 83 I IN 82 I IN 83 4-0 45 FC4-6 IBB	4	0	0	0	1	1	3
45 Carlos Lee, R (1, 7) OBP: 0.341, SLG: 0.543 47 Jose Valverde, R (9, 1)	C CH 82 B SI 91 X SI 90 1-1 10 1B 2-H 1B	B SI 89 F CH 80 X SI 91 1-1 ① P3			B SL 79 B SI 89 D CH 81 I IN 76 4-0 10 F9 IBB			X FF 90 0-0 ② F8	C SI 93 X SI 90 0-1 ③ FC4-6 1-2f	4 0	1 0	1 0	1 0	1 0	0 0	3 0
10 Miguel Tejada, R (1, 6) OBP: 0.319, SLG: 0.437	B SI 90 B CH 80 B SI 89 X SI 90 3-0 2-H 1B	B CU 70 B CU 69 F SI 90 B CU 77 X CH 82 3-1 ② P5			B CH 90 1 SAFE B CH 90 X FF 92 2-0 ② ③ F9 1-2 3-H			B FF 90 C FF 90 X SL 87 1-1 ③ F8		4	0	1	1	0	0	2
9 Hunter Pence, R (1, 9) OBP: 0.302, SLG: 0.422	C CU 78 S CH 81 B SI 90 F CH 83 B CH 81 C SI 92 2-3 ③ K	F SI 89 X CH 80 0-1 ③ G5-3			F FF 93 S SL 78 X FF 94 0-2 ① G6-3				C SI 92 X CU 82 0-1 ① G6-3	4	0	0	0	0	1	1
Reggie Abercrombie, R (1, 8) OBP: 0.250, SLG: 0.467 48 Tim Byrdak, L (6, 1) OBP: 0.250, SLG: 0.250 26 Doug Brocail, L (8, 1) David Newhan, L (9, PH) OBP: 0.353, SLG: 0.375 (9, 4)		F SI 89 S SI 90 X SI 90 0-2 ① G3		F SI 89 S CU 78 F CU 76 F CH 80 F SL 81 X SI 91 0-2 ① G4-3		F SL 78 F SL 79 S FF 95 0-3 ② K			B SI 92 F SI 92 B CH 87 B SI 92 B SI 92 4-1 2 1B BB 2B BB	3 0 0 0	0 0 0 1	0 0 0 0	0 0 0 0	1 0 0 1	0 0 0 0	0 0 0 0
Brad Ausmus, R (1, 2) OBP: 0.257, SLG: 0.283		C SI 90 B SI 91 X CH 83 1-1 43 SH2-4 2B 1B		B SI 90 F SI 90 B SI 90 C SI 90 X FF 90 2-2 ② G4-3		C FF 94 C FF 93 B SL 83 S FF 94 1-3 ③ K			1 SAFE 1 SAFE B SI 91 S SL 82 B SI 91 F SI 91 B SL 83 X SI 91 3-2 ② L8	4	1	1	0	0	1	1
43 Chris Sampson, R (1, 1) OBP: 0.150, SLG: 0.150 2 Darin Erstad, L (6, 8) OBP: 0.349, SLG: 0.449 (9, 7)		L SI 90 D SI 90 X SI 91 1-1 ② SH2-4 1-2		B SI 89 C SI 89 X 1-1 1B			C FF 89 C FF 90 F FF 92 T FF 92 0-2 ① K		X FF 92 0-0 BB 2B 1-2 1B	1 2	0 1	1 1	0 0	0 1	0 0	0 0

	AB	33
	R	6
	H	8
	RBI	6
	BB	6
	SO	6
	LOB	11

Inning Stats																												
	R: 2	H: 2	R: 2	H: 2	R: 0	H: 0	R: 0	H: 1	R: 0	H: 1	R: 0	H: 0	R: 0	H: 0	R: 0	H: 0	R: 2	H: 2	1B: 5	SF: 0	WP: 0	PA: 40
	E: 0	LOB: 1	E: 0	LOB: 1	E: 0	LOB: 0	E: 0	LOB: 1	E: 0	LOB: 2	E: 0	LOB: 0	E: 0	LOB: 0	E: 0	LOB: 0	E: 0	LOB: 3	2B: 3	SAC: 1	PB: 0	
	K: 2	BB: 1	K: 0	BB: 1	K: 0	BB: 0	K: 0	BB: 0	K: 0	BB: 1	K: 2	BB: 0	K: 1	BB: 0	K: 1	BB: 0	K: 0	BB: 3	3B: 0	DP: 0	SB: 0	
	S: 14	P: 24	S: 15	P: 23	S: 6	P: 10	S: 13	P: 16	S: 7	P: 16	S: 9	P: 10	K: 8	P: 10	S: 6	P: 7	S: 13	P: 29	HR: 0	HBP: 0	CS: 0	

PITCHER		IP	WLS	BF	H	R	ER	SO	BB	IBB	HBP	BLK	WP	HR	S	P	ERA	WHIP
37 Jo-Jo Reyes, L ERA: 4.4	(1, 1)	4.1	L	22	6	4	4	2	2	1	0	0	0	0	54	86	8.31	1.846
46 Manny Acosta, R ERA: 4.3	(5, 1)	1.2		4	0	0	0	2	0	0	0	0	0	0	10	13	0.00	0.000
38 Buddy Carlyle, R ERA: 1.57	(7, 1)	2.0		6	0	0	0	2	0	0	0	0	0	0	14	17	0.00	0.000
30 Jeff Bennett, R ERA: 4.28	(9, 1)	1.0		8	2	2	2	0	2	1	0	0	0	0	13	29	18.00	4.000

PITCHER		IP	WLS	BF	H	R	ER	SO	BB	IBB	HBP	BLK	WP	HR	S	P	ERA	WHIP

Batter	1	2	3	4	5	6	7	8	9	AB	R	H	RBI	BB	SO	LOB
1 Grégor Blanco, L (1, 7) OBP: 0.372, SLG: 0.336	B FF 87 C SI 88 B CU 78 C SI 89 X SI 90 2-2 ① G3-1		C FF 88 B FF 88 X SI 87 1-1 ③ G6-3			B FF 89 B FF 89 B FF 88 C FF 89 C FF 89 X FF 89 3-2 19 G6-3 1B			B FF 93 C FF 94 X FS 84 1-1 ① G1-3	4	0	1	0	0	0	0
19 Yunel Escobar, R (1, 6) OBP: 0.362, SLG: 0.389	B FF 85 C FF 90 B SI 88 X SL 84 2-1 1B			X SL 80 0-0 ① F8		C SL 82 1 SAFE X CH 82 0-1 ② G6-3 1-2			F FF 95 B FF 96 B FS 84 F FF 96 F FF 96 X FS 83 2-2 ② G6-3	4	0	1	0	0	0	1
10 Chipper Jones, S (1, 5) OBP: 0.477, SLG: 0.623	B SI 89 B SI 88 X FF 88 2-0 ② F8			C FF 86 X CU 77 0-1 ② G6-3		X CH 84 0-0 ③ G5-3			B FS 82 S FF 94 B FS 84 S FF 94 B FF 96 F FF 95 S FF 94 3-3 ③ K	4	0	0	0	0	1	2
Mark Teixeira, S (1, 3) OBP: 0.380, SLG: 0.484	C FF 88 C CU 77 B FF 89 1 SAFE F FF 89 B CU 75 X CU 77 2-2 ③ F8			F SI 86 F CU 79 X CU 78 0-2 ③ G4-3			C FF 89 X SL 82 0-1 16 G3-6-3 1B			3	0	1	0	0	0	1
16 Brian McCann, L (1, 2) OBP: 0.368, SLG: 0.542		F FF 88 B CU 76 X CH 81 1-1 ① G3-1			B CU 79 F CU 79 B FF 86 X SI 87 2-1 HR		C SL 82 S SL 83 X SL 84 0-2 ①② G3-6-3 1-2f			3	1	1	1	0	0	1
2 Kelly Johnson, L (1, 4) OBP: 0.352, SLG: 0.447		B CU 77 B SL 84 B SI 88 C FF 88 X FF 89 3-1 ② P5			C FF 86 F SL 80 X CU 76 0-2 ① F8		B FF 90 F SI 90 B CH 82 S FF 90 F FF 91 B SL 84 S SL 82 3-3 ③ K			3	0	0	0	0	1	0
Mark Kotsay, L (1, 8) OBP: 0.323, SLG: 0.408		X SI 88 0-0 ③ P6			B FF 88 X CH 81 1-0 ② P6			C FF 88 B CU 76 X CU 75 1-1 ① G3		3	0	0	0	0	0	0
26 Jason Perry, L (1, 9) OBP: 0.143, SLG: 0.429			C FF 85 B SL 80 S FF 86 S FF 88 1-3 ① K		C CU 76 B CU 79 F SL 80 B FF 86 S FF 87 2-3 ③ K			B FC 88 X SI 90 1-0 ② G6-3		3	0	0	0	0	2	0
37 Jo-Jo Reyes, L (1, 1) 46 Manny Acosta, R (5, 1) 14 Martín Prado, R (6, PH) OBP: 0.346, SLG: 0.409 38 Buddy Carlyle, L (7, 1) Greg Norton, S (8, PH) OBP: 0.338, SLG: 0.385 30 Jeff Bennett, R (9, 1) OBP: 0.250, SLG: 0.143			B SI 86 X FF 87 1-0 ② P5			B SI 88 C FF 87 X SL 80 1-1 ① G5-3		S FF 90 B FF 91 F CU 77 X FF 92 1-2 ③ P5		1 0 1 0 1 0	0 0 0 0 0 0	0 0 0 0 0 0	0 0 0 0 0 0	0 0 0 0 0 0	0 0 0 0 0 0	0 0 0 0 0 0
Inning Stats	R: 0 E: 0 K: 0 S: 10 H: 1 LOB: 1 BB: 0 P: 18	R: 0 E: 0 K: 0 S: 5 H: 0 LOB: 0 BB: 0 P: 9	R: 0 E: 0 K: 1 S: 6 H: 0 LOB: 0 BB: 0 P: 9	R: 0 E: 0 K: 0 S: 6 H: 0 LOB: 0 BB: 0 P: 6	R: 1 E: 0 K: 1 S: 9 H: 1 LOB: 0 BB: 0 P: 14	R: 0 E: 0 K: 0 S: 8 H: 1 LOB: 1 BB: 0 P: 12	R: 0 E: 0 K: 1 S: 9 H: 1 LOB: 0 BB: 0 P: 12	R: 0 E: 0 K: 0 S: 6 H: 0 LOB: 0 BB: 0 P: 9	R: 0 E: 0 K: 1 S: 10 H: 0 LOB: 0 BB: 0 P: 16	1B: 3 2B: 0 3B: 0 HR: 1 SF: 0 SAC: 0 DP: 1 HBP: 0						

PITCHER		IP	WLS	BF	H	R	ER	SO	BB	IBB	HBP	BLK	WP	HR	S	P	ERA	WHIP
43 Chris Sampson, R ERA: 4.85	(1, 1)	5.0	W	17	2	1	1	2	0	0	0	0	0	1	36	56	1.80	0.400
48 Tim Byrdak, L ERA: 1.55	(6, 1)	2.0	H	7	2	0	0	1	0	0	0	0	0	0	17	24	0.00	1.000
26 Doug Brocail, R ERA: 2.95	(8, 1)	1.0	H	3	0	0	0	0	0	0	0	0	0	0	6	9	0.00	0.000
47 Jose Valverde, R ERA: 4.14	(9, 1)	1.0		3	0	0	0	1	0	0	0	0	0	0	10	16	0.00	0.000

PITCHER	IP	WLS	BF	H	R	ER	SO	BB	IBB	HBP	BLK	WP	HR	S	P	ERA	WHIP

BOTTOM

Houston Astros @ Atlanta Braves

Turner Field, Atlanta, GA

Sat Jul 05 2008, 7:00 PM EDT
Att. 37,049 - Partly Cloudy - 83 F

livebaseballscorecards.com

AB	30
R	1
H	4
RBI	1
BB	0
SO	4
LOB	5

Braves

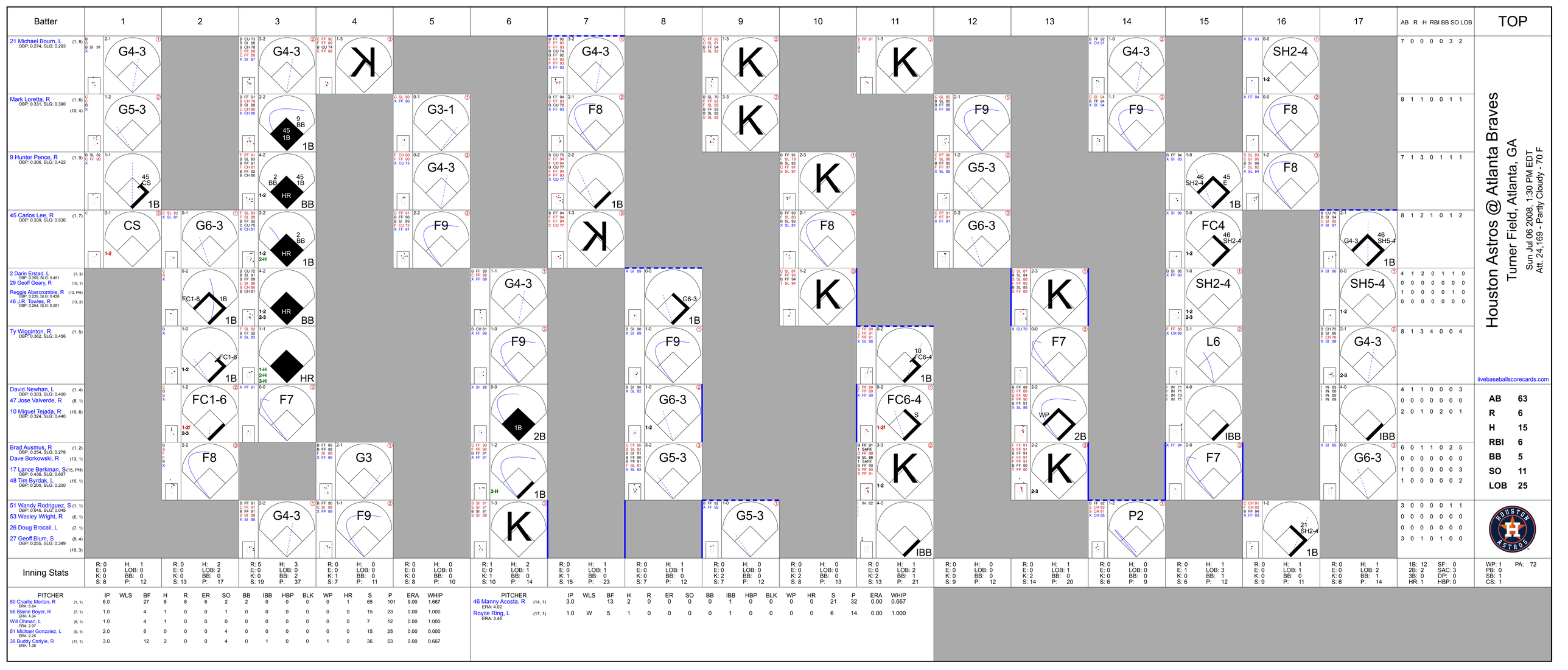
Batter
1
2
3
4
5
6
7
8
9
10
11
12
13
14
15
16
17
AB R H RBI BB SO LOB
TOP
21 Michael Bourn, L (1, 8) OBP: 0.274, SLG: 0.293
Mark Loretta, R (1, 6) (10, 4) OBP: 0.331, SLG: 0.390
9 Hunter Pence, R (1, 9) OBP: 0.306, SLG: 0.422
45 Carlos Lee, R (1, 7) OBP: 0.339, SLG: 0.536
2 Darin Erstad, L (1, 3) OBP: 0.359, SLG: 0.451
29 Geoff Geary, R (10, 1)
Reggie Abercrombie, R (13, PH) OBP: 0.235, SLG: 0.438
46 J.R. Towles, R (13, 2) OBP: 0.264, SLG: 0.281
Ty Wigginton, R (1, 5) OBP: 0.362, SLG: 0.456
David Newhan, L (1, 4) OBP: 0.333, SLG: 0.400
47 Jose Valverde, R (8, 1)
10 Miguel Tejada, R (10, 6) OBP: 0.324, SLG: 0.440
Brad Ausmus, R (1, 2) OBP: 0.254, SLG: 0.278
Dave Borkowski, R (13, 1)
17 Lance Berkman, S (15, PH) OBP: 0.436, SLG: 0.667
48 Tim Byrdak, L (15, 1) OBP: 0.200, SLG: 0.200
51 Wandy Rodriguez, S (1, 1) OBP: 0.045, SLG: 0.045
53 Wesley Wright, R (6, 1)
26 Doug Brocail, L (7, 1)
27 Geoff Blum, S (8, 4) OBP: 0.255, SLG: 0.349 (10, 3)
Houston Astros @ Atlanta Braves
Turner Field, Atlanta, GA
Sun Jul 06 2008, 1:30 PM EDT
Att. 24,169 - Partly Cloudy - 70 F
livebaseballscorecards.com
AB 63
R 6
H 15
RBI 6
BB 5
SO 11
LOB 25
Inning Stats
PITCHER IP WLS BF H R ER SO BB IBB HBP BLK WP HR S P ERA WHIP
50 Charlie Morton, R (1, 1) ERA: 6.84
56 Blaine Boyer, R (7, 1) ERA: 4.34
Will Ohman, L (8, 1) ERA: 2.97
51 Michael Gonzalez, L (9, 1) ERA: 2.25
38 Buddy Carlyle, R (11, 1) ERA: 1.38
46 Manny Acosta, R (14, 1) ERA: 4.02
Royce Ring, L (17, 1) ERA: 3.44
1B: 12 SF: 0
2B: 2 SAC: 3
3B: 0 DP: 0
HR: 1 HBP: 0
WP: 1 PA: 72
PB: 0
SB: 1
CS: 1

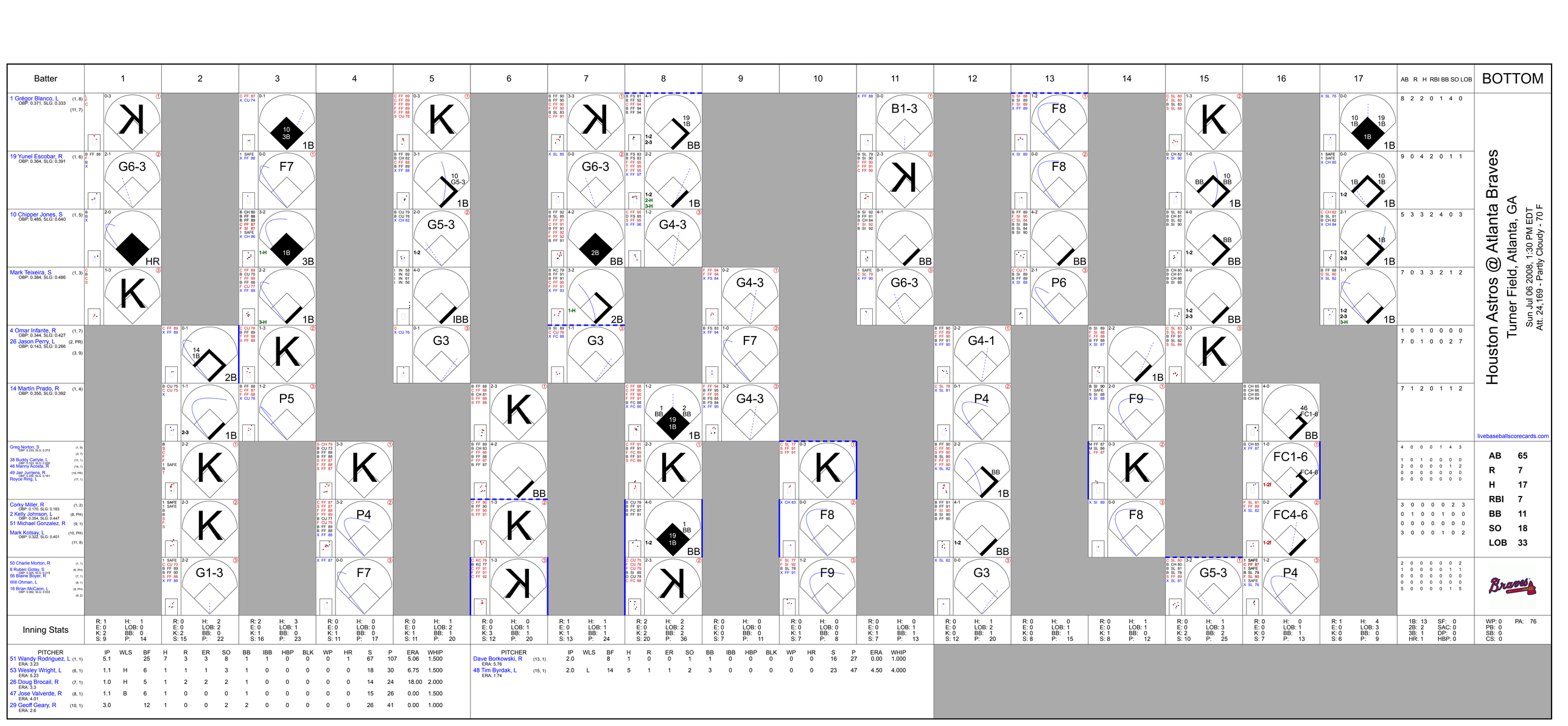

Houston Astros @ Atlanta Braves

Turner Field, Atlanta, GA

Sun Jul 06 2008, 1:30 PM EDT
Att. 24,169 - Partly Cloudy - 70 F

livebaseballscorecards.com

Batter	1	2	3	4	5	6	7	8	9	10	11	12	13	14	15	16	17	AB	R	H	RBI	BB	SO	LOB
1 Grégor Blanco, L (1, 8) OBP: 0.371, SLG: 0.333 (11, 7)	K		10 3B 1B		K		K	19 1B BB			B1-3		F8		K		10 1B 19 1B 1B 1B	8	2	2	0	1	4	0
19 Yunel Escobar, R (1, 6) OBP: 0.364, SLG: 0.391	G6-3		F7		10 G5-3 1B		G6-3	1-2 2-H 3-H 1B			K		F8		BB 10 BB 1B		1-2 10 1B 1B	9	0	4	2	0	1	1
10 Chipper Jones, S (1, 5) OBP: 0.485, SLG: 0.640	HR		1-H 1B 3B		G5-3 1-2		2B BB	G4-3			BB		BB		1-2 BB BB		1-2 1B 1B	5	3	3	2	4	0	3
Mark Teixeira, S (1, 3) OBP: 0.384, SLG: 0.486	K		3-H 1B		IBB		1-H 2B		G4-3		G6-3		P6		1-2 2-3 BB		1-2 2-3 3-H 1B	7	0	3	3	2	1	2
4 Omar Infante, R (1, 7) OBP: 0.344, SLG: 0.427		14 1B 2B	K		G3		G3		F7			G4-1			K			1	0	1	0	0	0	0
26 Jason Perry, L (2, PR) OBP: 0.143, SLG: 0.286 (3, 9)																		7	0	1	0	0	2	7
14 Martín Prado, R (1, 4) OBP: 0.350, SLG: 0.392		2-3 1B	P5			K		1 BB 2 BB 19 1B 1B	G4-3			P4		F9		46 FC1-6 BB		7	1	2	0	1	1	2
Greg Norton, S (1, 9) OBP: 0.333, SLG: 0.372 (3, 7)		K		K		BB		K		K		BB 1B		K		FC1-6 1-2f FC4-6		4	0	0	0	1	4	3
38 Buddy Carlyle, L (1, 1) OBP: 0.333, SLG: 0.200																		1	0	1	0	0	0	0
46 Manny Acosta, R (14, 1)																		2	0	0	0	0	1	2
49 Jair Jurrjens, R (16, PR) OBP: 0.222, SLG: 0.161																		0	0	0	0	0	0	0
Royce Ring, L (17, 1)																		0	0	0	0	0	0	0
Corky Miller, R (1, 2) OBP: 0.170, SLG: 0.163		K		P4		K		1 BB 19 1B BB		F8		BB		F8		FC4-6 1-2f		3	0	0	0	0	2	3
2 Kelly Johnson, L (8, PH) OBP: 0.354, SLG: 0.447																		0	1	0	0	1	0	0
51 Michael Gonzalez, R (9, 1)																		0	0	0	0	0	0	0
Mark Kotsay, L (10, PH) OBP: 0.322, SLG: 0.401 (11, 8)																		3	0	0	0	1	0	2
50 Charlie Morton, R (1, 1)		G1-3		F7		K		K		F9		G3			G5-3		P4	2	0	0	0	0	0	2
8 Ruben Gotay, S (8, PH) OBP: 0.300, SLG: 0.319																		1	0	0	0	0	1	1
56 Blaine Boyer, R (7, 1)																		0	0	0	0	0	0	0
Will Ohman, L (8, 1)																		0	0	0	0	0	0	0
16 Brian McCann, L (8, PH) OBP: 0.362, SLG: 0.533 (9, 2)																		5	0	0	0	0	1	5

Inning Stats	1	2	3	4	5	6	7	8	9	10	11	12	13	14	15	16	17	1B: 13	SF: 0	WP: 0	PA: 76
	R: 1 E: 0 K: 2 S: 9	H: 1 LOB: 0 BB: 0 P: 14	R: 0 E: 0 K: 2 S: 15	H: 2 LOB: 2 BB: 0 P: 22	R: 2 E: 0 K: 1 S: 16	H: 3 LOB: 1 BB: 0 P: 23	R: 0 E: 0 K: 1 S: 11	H: 0 LOB: 0 BB: 0 P: 17	R: 0 E: 0 K: 1 S: 11	H: 1 LOB: 2 BB: 1 P: 20	R: 0 E: 0 K: 3 S: 12	H: 0 LOB: 1 BB: 1 P: 20	R: 1 E: 0 K: 1 S: 13	H: 1 LOB: 1 BB: 1 P: 24	R: 2 E: 0 K: 2 S: 20	H: 2 LOB: 2 BB: 2 P: 36	R: 0 E: 0 K: 0 S: 7	H: 0 LOB: 0 BB: 0 P: 11	R: 0 E: 0 K: 1 S: 7	H: 0 LOB: 0 BB: 0 P: 8	R: 0 E: 0 K: 1 S: 7	H: 0 LOB: 1 BB: 1 P: 13	R: 0 E: 0 K: 0 S: 12	H: 1 LOB: 2 BB: 1 P: 20	R: 0 E: 0 K: 0 S: 8	H: 0 LOB: 1 BB: 1 P: 15	R: 0 E: 0 K: 1 S: 8	H: 1 LOB: 1 BB: 0 P: 12	R: 0 E: 0 K: 2 S: 10	H: 1 LOB: 3 BB: 2 P: 25	R: 0 E: 0 K: 0 S: 7	H: 0 LOB: 1 BB: 1 P: 13	R: 1 E: 0 K: 0 S: 6	H: 4 LOB: 3 BB: 0 P: 9	1B: 13 2B: 2 3B: 1 HR: 1	SF: 0 SAC: 0 DP: 0 HBP: 0	PB: 0 SB: 0 CS: 0

PITCHER	IP	WLS	BF	H	R	ER	SO	BB	IBB	HBP	BLK	WP	HR	S	P	ERA	WHIP
51 Wandy Rodriguez, L (1, 1) ERA: 3.23	5.1		25	7	3	3	8	1	1	0	0	0	1	67	107	5.06	1.500
53 Wesley Wright, L (6, 1) ERA: 5.23	1.1	H	6	1	1	1	3	1	0	0	0	0	0	18	30	6.75	1.500
26 Doug Brocail, R (7, 1) ERA: 3.3	1.0	H	5	1	2	2	2	1	0	0	0	0	0	14	24	18.00	2.000
47 Jose Valverde, R (8, 1) ERA: 4.01	1.1	B	6	1	0	0	0	1	0	0	0	0	0	15	26	0.00	1.500
29 Geoff Geary, R (10, 1) ERA: 2.6	3.0		12	1	0	0	2	2	0	0	0	0	0	26	41	0.00	1.000

PITCHER	IP	WLS	BF	H	R	ER	SO	BB	IBB	HBP	BLK	WP	HR	S	P	ERA	WHIP
Dave Borkowski, R (13, 1) ERA: 5.76	2.0		8	1	0	0	1	1	0	0	0	0	0	16	27	0.00	1.000
48 Tim Byrdak, L (15, 1) ERA: 1.74	2.0	L	14	5	1	1	2	3	0	0	0	0	0	23	47	4.50	4.000

AB	65
R	7
H	17
RBI	7
BB	11
SO	18
LOB	33

Batter	1	2	3	4	5	6	7	8	9	AB	R	H	RBI	BB	SO	LOB
1 Grégor Blanco, L (1, 7) (8, 8) OBP: 0.365, SLG: 0.328	B SI 92 X SI 91 1-0 G1-3			C SI 92 F SI 93 C SL 85 0-3 K			X SI 93 0-0 B5-3		X SI 95 0-0 G6-3	4	0	0	0	0	1	0
19 Yunel Escobar, R (1, 6) OBP: 0.361, SLG: 0.387	B FF 94 S SL 84 L SI 93 B SL 86 S SI 92 2-3 K			C SL 85 F SI 95 B SL 86 B SL 85 X SI 94 2-2 G6-3			X SL 86 0-0 F8			3	0	0	0	0	1	0
10 Chipper Jones, S (1, 5) OBP: 0.481, SLG: 0.633	X SI 94 0-0 G4-3			F FF 96 S SI 91 B SI 91 B SL 86 S SI 97 2-3 K			F SI 94 B SI 90 C FS 87 X SI 90 1-2 G4-3			3	0	0	0	0	1	0
Mark Teixeira, S (1, 3) OBP: 0.383, SLG: 0.488		C SI 92 F FF 92 B SL 85 F SI 93 B SI 90 S SL 86 2-3 K			X SI 93 0-0 G3			C SI 95 C FS 88 B SI 90 B SI 95 X SL 87 2-2 16 F8 2B		3	0	1	0	0	1	0
16 Brian McCann, L (1, 2) OBP: 0.359, SLG: 0.528		B FS 86 X SI 93 1-0 G4-3			C SI 94 B FS 89 F SL 85 X SI 90 1-2 G4-3			F SI 94 D FS 88 B SI 96 X SI 94 2-1 F8 2-3		3	0	0	0	0	0	1
2 Kelly Johnson, L (1, 4) OBP: 0.351, SLG: 0.443		B SI 94 F SI 93 F SL 86 S SI 90 1-3 K			B SI 95 X SI 94 1-0 F7			C SI 95 F SI 95 F SI 90 D SI 91 X FF 95 1-2 F7		3	0	0	0	0	1	1
Mark Kotsay, L (1, 8) OBP: 0.317, SLG: 0.395 Vladimir Nunez, R (8, 1)			X SI 91 0-0 G3			C SI 93 B FF 89 F SI 94 B FS 89 F SL 86 X FF 94 2-2 G3-1		B SI 89 X FF 94 1-0 G3		3 0	0 0	0 0	0 0	0 0	0 0	1 0
26 Jason Perry, L (1, 9) OBP: 0.118, SLG: 0.235			B SI 93 F SI 93 X SI 93 1-1 G4-3			B SI 96 B SI 95 C SI 92 X SI 93 2-1 L8			C SI 93 S FS 88 B SI 90 B FF 94 X SI 94 2-2 G4-3	3	0	0	0	0	0	0
57 Jorge Campillo, R (1, 1) OBP: 0.222, SLG: 0.222 Greg Norton, S (8, 7) OBP: 0.331, SLG: 0.369			C FF 94 B SL 85 C FF 93 T SL 86 1-2 K			X FF 94 0-0 P5			B SI 95 B SI 94 C SI 93 X SI 94 2-1 G6-3	2 1	0 0	0 0	0 0	0 0	1 0	0 0
Inning Stats	R: 0 E: 0 K: 1 S: 5 H: 0 LOB: 0 BB: 0 P: 8	R: 0 E: 0 K: 2 S: 8 H: 0 LOB: 0 BB: 0 P: 12	R: 0 E: 0 K: 1 S: 6 H: 0 LOB: 0 BB: 0 P: 8	R: 0 E: 0 K: 2 S: 9 H: 0 LOB: 0 BB: 0 P: 13	R: 0 E: 0 K: 0 S: 5 H: 0 LOB: 0 BB: 0 P: 7	R: 0 E: 0 K: 0 S: 7 H: 0 LOB: 0 BB: 0 P: 11	R: 0 E: 0 K: 0 S: 5 H: 0 LOB: 0 BB: 0 P: 6	R: 0 E: 0 K: 0 S: 10 H: 1 LOB: 1 BB: 0 P: 16	R: 0 E: 0 K: 0 S: 6 H: 0 LOB: 0 BB: 0 P: 10	1B: 0 2B: 1 3B: 0 HR: 0	SF: 0 SAC: 0 DP: 0 HBP: 0				WP: 0 PB: 0 SB: 0 CS: 0	PA: 28	

PITCHER	IP	WLS	BF	H	R	ER	SO	BB	IBB	HBP	BLK	WP	HR	S	P	ERA	WHIP
18 Hiroki Kuroda, R (1, 1) ERA: 3.39	9.0	W	28	1	0	0	6	0	0	0	0	0	0	61	91	0.00	0.111

PITCHER	IP	WLS	BF	H	R	ER	SO	BB	IBB	HBP	BLK	WP	HR	S	P	ERA	WHIP

TOP

Atlanta Braves @ Los Angeles Dodgers

Dodger Stadium, Los Angeles, CA

Mon Jul 07 2008, 7:10 PM PDT

Att. 39,896 - Clear - 74 F

livebaseballscorecards.com

AB	28
R	0
H	1
RBI	0
BB	0
SO	6
LOB	3

Batter	1	2	3	4	5	6	7	8	9	AB	R	H	RBI	BB	SO	LOB
27 Matt Kemp, R (1, 9) OBP: 0.338, SLG: 0.434	B FF 85 S SL 81 B SI 86 X FF 86 2-1 F9 ①		1 SAFE B SI 85 X SL 81 1-0 G6-4-3 ②③ 1-2f		B CH 74 F CH 74 B FF 87 F SL 80 X FF 89 2-2 ③ 2-H 1B			F SI 88 F SL 81 F SL 82 B FF 90 C SL 82 1-3 K ①		4	0	1	1	0	1	1
16 Andre Ethier, L (1, 7) OBP: 0.346, SLG: 0.463	B FF 86 B FF 86 B FF 86 C FF 86 B FF 87 4-1 55 G6-3 BB			B CH 76 F FC 84 F CH 76 F FF 85 B CU 73 X FF 87 2-2 G6-3 ①		B CU 67 B CH 75 C FF 86 C FF 86 F CH 76 X SL 83 2-2 P4 ①		B SI 91 F CH 83 F SI 91 B CH 83 X CH 84 2-2 G6-3 ②		3	0	0	0	1	0	0
55 Russell Martin, R (1, 2) OBP: 0.397, SLG: 0.443	B SL 82 1 SAFE X SL 81 1-0 G6-3 ② 1-2			C CH 76 C FF 87 X FF 89 0-2 G6-3 ②		B SL 82 X SL 77 1-0 F7 ②		X FF 90 0-0 F9 ③		4	0	0	0	0	0	1
12 Jeff Kent, R (1, 4) OBP: 0.314, SLG: 0.426 Luis Maza, R (9, 4) OBP: 0.269, SLG: 0.274	X FF 87 0-0 L5 ③			S FF 87 B FF 88 F SL 82 F FF 88 B CU 74 X SL 82 2-2 F9 ③		F SL 82 X SL 82 0-1 F8 ③				3 0	0 0	0 0	0 0	0 0	0 0	1 0
7 James Loney, L (1, 3) OBP: 0.358, SLG: 0.456		C FF 86 C FF 87 C CU 71 0-3 K ①			B CH 75 T CH 74 B FF 86 B SI 87 F FF 85 B CU 71 4-2 5 HR BB		X SL 82 0-0 L8 ①			2	1	0	0	1	1	0
25 Andruw Jones, R (1, 8) OBP: 0.263, SLG: 0.255		S FC 84 B SL 81 B FF 88 C SL 80 B CU 73 X SL 83 3-2 G6-3 ②			F FF 87 X FF 88 0-1 P4 ①		B SL 83 C SL 81 B FF 88 B CH 75 C SL 82 B CH 74 4-2 33 1B BB			2	0	0	0	1	0	1
5 Nomar Garciaparra, R (1, 6) OBP: 0.375, SLG: 0.463 Angel Berroa, R (9, 6) OBP: 0.254, SLG: 0.227		C SL 83 B FC 84 X CH 76 1-1 F7 ③			1 SAFE C SL 80 D CU 70 F FF 87 X CU 71 1-2 1-H HR		X SL 82 0-0 P2 ②			3 0	1 0	1 0	2 0	0 0	0 0	1 0
33 Blake DeWitt, L (1, 5) OBP: 0.328, SLG: 0.382			B FF 86 S CH 75 B CH 76 B FF 87 C SI 87 X CH 76 3-2 27 G6-4-3 1B		C CH 75 C FF 88 B FF 85 X CU 72 1-2 18 SH2-4 27 1B 1B		B CH 74 X CH 72 1-0 1-2 1B			3	1	3	0	0	0	0
18 Hiroki Kuroda, R (1, 1) OBP: 0.138, SLG: 0.111			L SL 81 L SL 82 L CU 71 0-3 K ①		M SL 81 M FF 84 X SL 78 0-2 SH2-4 ② 1-2		X SL 81 0-0 G6-3 ③			2	0	0	0	0	1	3
Inning Stats	R: 0 E: 0 K: 0 S: 5 H: 0 LOB: 1 BB: 1 P: 12	R: 0 E: 0 K: 1 S: 8 H: 0 LOB: 0 BB: 0 P: 12	R: 0 E: 0 K: 1 S: 7 H: 1 LOB: 0 BB: 0 P: 11	R: 0 E: 0 K: 0 S: 11 H: 0 LOB: 0 BB: 0 P: 15	R: 3 E: 0 K: 0 S: 16 H: 3 LOB: 1 BB: 1 P: 24	R: 0 E: 0 K: 0 S: 7 H: 0 LOB: 0 BB: 0 P: 10	R: 0 E: 0 K: 0 S: 6 H: 1 LOB: 2 BB: 1 P: 11	R: 0 E: 0 K: 1 S: 8 H: 0 LOB: 0 BB: 0 P: 11		1B: 4 2B: 0 3B: 0 HR: 1	SF: 0 SAC: 1 DP: 1 HBP: 0					

BOTTOM

Atlanta Braves @ Los Angeles Dodgers

Dodger Stadium, Los Angeles, CA

Mon Jul 07 2008, 7:10 PM PDT

Att. 39,896 - Clear - 74 F

livebaseballscorecards.com

AB	26
R	3
H	5
RBI	3
BB	3
SO	3
LOB	8

PITCHER		IP	WLS	BF	H	R	ER	SO	BB	IBB	HBP	BLK	WP	HR	S	P	ERA	WHIP
57 Jorge Campillo, R ERA: 3.06	(1, 1)	7.0	L	27	5	3	3	2	3	0	0	0	0	1	60	95	3.86	1.143
Vladimir Nunez, R ERA:	(8, 1)	1.0		3	0	0	0	1	0	0	0	0	0	0	8	11	0.00	0.000

PITCHER		IP	WLS	BF	H	R	ER	SO	BB	IBB	HBP	BLK	WP	HR	S	P	ERA	WHIP

Atlanta Braves @ Los Angeles Dodgers

Dodger Stadium, Los Angeles, CA

Tue Jul 08 2008, 7:10 PM PDT

Att. 39,702 - Partly Cloudy - 72 F

livebaseballscorecards.com

Batter	1	2	3	4	5	6	7	8	9	AB	R	H	RBI	BB	SO	LOB
1 Grégor Blanco, L (1, 7) OBP: 0.369, SLG: 0.328	C FF 93 X SI 92 0-1 ① F8		C FF 92 B SI 92 B FF 94 B SI 88 C FF 91 B FF 92 4-2 19 E 19 S BB		B SL 77 B SI 91 B FF 92 C FF 91 B FF 93 4-1 19 2B BB 1-2 2-3	B SI 93 F SI 94 B SI 93 X SI 93 2-1 E2 1B 2-H 3-H		B FF 90 C FF 90 D SL 75 B FF 90 X FF 91 3-1 ② FC3-6 1-2f 2-3		3	1	1	1	2	0	2
19 Yunel Escobar, R (1, 6) OBP: 0.359, SLG: 0.387	X FF 93 0-0 ② G4-3		1 SAFE 1 SAFE C SI 91 B FF 92 B FC 89 1 SAFE C FF 92 B SI 92 F FC 90 3-3 ③ K 1-3		X SI 92 0-0 1-H 2-H 3-H	X SI 94 0-0 ③ G1-3		C CU 73 X FF 90 0-1 ③ P4		5	0	1	3	0	1	4
10 Chipper Jones, S (1, 5) OBP: 0.477, SLG: 0.625	B SI 93 C SI 89 B FF 90 C SL 78 B SI 91 B FF 92 4-2 BB			S FF 88 S SL 76 B FF 91 B SI 92 B FF 94 S SL 80 3-3 ① K	C FC 89 C SL 78 B FF 92 B FF 94 C SI 92 2-3 ② K		X SI 92 0-0 ① G6-3		S FF 90 B FF 89 S FF 90 B CH 82 C CU 76 2-3 ① K	4	0	0	0	1	3	1
Mark Teixeira, S (1, 3) OBP: 0.381, SLG: 0.492	X SI 90 0-0 ③ G3			C SI 93 B FF 93 S FC 88 B FC 88 S SL 78 2-3 ② K	S FF 88 C SI 90 F FC 87 X SI 86 0-2 ③ G4-3		C SI 93 B CU 80 B CH 85 B SI 93 S SI 93 F SI 94 F SI 94 S CU 79 3-3 ② K		B FF 91 C FF 91 F CH 84 X FF 89 1-2 HR	5	1	1	1	0	2	2
16 Brian McCann, L (1, 2) OBP: 0.363, SLG: 0.547		C FF 91 C SI 92 B FF 91 C FF 93 1-3 ① K		B SI 92 B SI 91 B FC 89 C SI 92 S FC 90 F SL 80 B FC 89 4-2 BB		B FF 89 B SI 92 X SI 92 2-0 HR	X SI 94 0-0 ③ F8		X FF 92 0-0 HR	4	2	2	2	1	1	0
7 Jeff Francoeur, R (1, 9) OBP: 0.286, SLG: 0.372		B SI 92 B SI 92 C SI 91 X SI 92 2-1 ② G4-3		B SI 92 D FC 88 S FF 94 X FF 94 2-1 ③ F9		F FF 88 B SL 80 B FF 94 X FF 89 2-1 2 FC3-6 1B		X SI 86 0-0 ① G1-3	B CU 75 C FF 90 F CH 83 B CU 76 C FF 91 2-3 ② K	5	0	1	0	0	1	1
2 Kelly Johnson, L (1, 4) OBP: 0.352, SLG: 0.442		C FF 93 B CH 86 X SI 92 1-1 ③ G3			X SI 90 0-0 1 BB 19 2B 1B 1B	B SL 77 S FF 93 F FF 93 X SL 80 1-2 ① FC3-6 1B 1 1B 1-2f		B FF 88 F FF 88 F FF 89 B SL 75 X SI 87 2-2 14 1B 1B	B CU 75 C FF 92 C CU 78 B FF 92 X CU 76 2-2 ③ G1-3	5	3	2	0	0	0	1
Mark Kotsay, L (1, 8) OBP: 0.325, SLG: 0.402			B SI 89 C FF 90 F FF 88 F FF 93 S SL 78 1-3 ① K		B FC 88 X SI 89 1-0 1 BB 19 2B 1-2 1B	B SI 92 B FC 87 C SL 79 D SL 79 C FF 94 X FF 94 3-2 49 SH5-4 1 E 1-3 1B		F FF 90 X FF 88 0-1 1 FC3-6 14 1B 1-2 1B		4	2	3	0	0	1	0
49 Jair Jurrjens, R (1, 1) OBP: 0.215, SLG: 0.152 Will Ohman, L (7, 1) 14 Martín Prado, R (8, PH) OBP: 0.361, SLG: 0.404 56 Blaine Boyer, R (8, 1) Julian Tavarez, L (9, 1) 51 Michael Gonzalez, R (9, 1)			L FF 92 F FF 92 S SL 78 0-3 ② K		B FF 90 L FF 92 C FF 91 L FC 88 1-3 ① K	B SI 91 C SI 91 X SI 90 1-1 ② SH5-4 1-2		B FF 88 X FF 88 1-0 1 FC3-6 1-2 2-H 1B		2 0 0 0 0 2 2 0 0 0 0 0 0 0 1 0 1 1 0 0 0 0 0 0 0 0 0 0 0 0 0 0 0 0 0 0 0 0 0 0 0 0						

Inning Stats									
	R: 0 E: 0 K: 0 S: 6	H: 0 LOB: 1 BB: 1 P: 10	R: 0 E: 0 K: 1 S: 7	H: 0 LOB: 0 BB: 0 P: 11	R: 0 E: 0 K: 3 S: 13	H: 0 LOB: 1 BB: 1 P: 21	R: 0 E: 0 K: 2 S: 11	H: 0 LOB: 1 BB: 1 P: 22	R: 3 E: 0 K: 2 S: 14	H: 3 LOB: 1 BB: 1 P: 22	R: 3 E: 1 K: 0 S: 14	H: 4 LOB: 1 BB: 0 P: 25	R: 0 E: 0 K: 1 S: 7	H: 0 LOB: 0 BB: 0 P: 10	R: 1 E: 0 K: 0 S: 11	H: 3 LOB: 2 BB: 0 P: 17	R: 2 E: 0 K: 2 S: 13	H: 2 LOB: 0 BB: 0 P: 20

	AB	38
	R	9
	H	12
	RBI	8
	BB	4
	SO	11
	LOB	13

1B: 8 SF: 0 WP: 0 PA: 43
2B: 1 SAC: 1 PB: 0
3B: 0 DP: 0 SB: 1
HR: 3 HBP: 0 CS: 0

PITCHER		IP	WLS	BF	H	R	ER	SO	BB	IBB	HBP	BLK	WP	HR	S	P	ERA	WHIP
58 Chad Billingsley, R ERA: 3.38	(1, 1)	5.1	L	26	6	6	5	8	4	0	0	0	0	1	60	103	8.44	1.875
38 Ramon Troncoso, R ERA: 4.26	(6, 1)	1.2		6	1	0	0	1	0	0	0	0	0	0	12	18	0.00	0.600
Joe Beimel, L ERA: 1.69	(8, 1)	0.2		5	3	1	1	0	0	0	0	0	0	0	9	15	13.50	4.500
47 Cory Wade, R ERA: 2.78	(8, 1)	1.1		6	2	2	2	2	0	0	0	0	0	2	15	22	13.50	1.500

PITCHER	IP	WLS	BF	H	R	ER	SO	BB	IBB	HBP	BLK	WP	HR	S	P	ERA	WHIP

Batter	1	2	3	4	5	6	7	8	9	AB	R	H	RBI	BB	SO	LOB
27 Matt Kemp, R (1, 9) OBP: 0.333, SLG: 0.427	S FF 92 F SI 93 B SI 91 B SL 83 B SL 81 S SI 94 3-3 ① **K**	B SI 93 C CH 85 F CH 84 B SL 81 F CH 85 S SI 95 2-3 ① **K**	T SI 96 C CH 86 F SI 95 B SL 82 B SI 96 T CH 87 2-2 ③ **K**		S FF 95 F FF 95 F SI 97 B CU 78 X CU 78 1-2 ① **F8**	C SL 79 B FF 94 B SL 83 B SL 81 F FF 94 F FF 94 S SL 84 3-3 ③ **K**		5	0	0	0	0	4	3
16 Andre Ethier, L (1, 7) OBP: 0.351, SLG: 0.463	B FF 94 C SI 93 B FF 94 B CH 86 B FF 93 4-1 55 1B **BB**	S SI 94 F SI 93 B CH 86 B SI 95 B CH 86 B FF 95 4-2 55 F9-3 **BB**		B SI 91 C FF 92 F SI 92 X SL 81 1-2 55 G5-3 7 2B **1B**		C FF 96 B CH 87 S CH 87 B FF 96 X FF 96 2-2 ② **G6-3**		2	1	1	0	2	0	0
55 Russell Martin, R (1, 2) OBP: 0.396, SLG: 0.441	S FF 95 B SI 94 1 SAFE X CH 86 1-1 12 G4-6-3 **1-3** **1B**	C SI 94 1 SAFE 1 SAFE F SI 96 X SI 95 0-2 ② ③ ~~F9-3~~ **1-1**		S SL 81 C SI 95 D SL 82 D CH 87 X SL 81 2-2 ① **G5-3** **1-2**		B FF 96 B CU 76 B FF 96 C FF 95 F FF 95 X FF 95 3-2 ③ **G6-3**		4	0	1	0	0	0	2
12 Jeff Kent, R (1, 4) OBP: 0.311, SLG: 0.421 3 Delwyn Young, S (9, PH) OBP: 0.336, SLG: 0.354	F CH 85 X SI 94 0-1 ② ③ **G4-6-3** **1-2f**	C SI 93 X SL 81 0-1 ① **F7**	C CH 86 B CH 86 S SL 81 F SI 96 B SI 96 S CH 86 2-3 ② **K**			B CH 80 B SI 89 B SI 89 B SI 88 4-0 25 1B 7 1B 5 FC6-4 **BB**		3	0	0	0	0	1	3
7 James Loney, L (1, 3) OBP: 0.360, SLG: 0.459		C FF 92 F FF 93 F FF 93 X CH 86 0-2 ① **G4-3**	B SI 90 F CH 84 F CH 85 X FF 93 1-2 ② **L9**		X CH 86 0-0 **2-H** **2B**			C SI 91 B SI 93 B SI 91 X SI 91 2-1 25 1B 5 E **1-2** **1B**		4	1	2	1	0	0	0
25 Andruw Jones, R (1, 8) OBP: 0.269, SLG: 0.262		B SL 82 C SI 95 C SL 81 X FF 96 1-2 33 BB **1B**	B SL 82 C SI 94 S SL 82 B SL 82 B SL 80 X SI 95 3-2 ③ **G5-3**		B SI 96 F SI 95 B SL 81 F FF 95 C SI 96 2-3 ③ **K**			F SI 91 C SI 93 B SI 92 X SL 81 1-2 5 FC6-4 **1-2** **2-3** **1B**		4	0	2	0	0	1	1
5 Nomar Garciaparra, R (1, 6) OBP: 0.346, SLG: 0.422		C SI 95 F CH 86 1 SAFE B CH 86 F SL 81 S SL 82 1-3 ② **K**	C SI 94 C SI 93 B FF 96 F SI 95 X CH 86 1-2 ① **P3**			X FF 90 0-0 ① **F8**		D SI 91 X SI 91 1-0 ① **FC6-4** 33 BB **1-2f** **2-H** **3-H**		4	0	0	1	0	1	2
33 Blake DeWitt, L (1, 5) OBP: 0.335, SLG: 0.382		B FF 94 B FF 94 B FF 94 1 SAFE B SI 94 4-0 **1-2** **BB**	C SI 94 X CH 86 0-1 58 G4-3 **1B**			B FF 91 F FF 92 B SL 84 B SL 80 F FF 92 X FF 92 3-2 ② **G1-3**		B SI 92 C CH 82 C SL 82 B CH 84 B SI 91 B SI 91 4-2 **1-2** **BB**		2	0	1	0	2	0	0
58 Chad Billingsley, R (1, 1) OBP: 0.114, SLG: 0.061 38 Ramon Troncoso, R (6, 1) 28 Andy LaRoche, R (7, PH) OBP: 0.295, SLG: 0.368 Joe Beimel, L (8, 1) 47 Cory Wade, R (8, 1) Angel Berroa, R (9, PH) OBP: 0.250, SLG: 0.224		B SL 82 F FF 96 C SI 96 B SL 82 B SI 97 X SI 96 3-2 ③ **G4-3**	B FF 94 L FF 94 X FF 95 1-1 ② **G4-3** **1-2**			B FF 92 X FF 91 1-0 ③ **F9**		B FF 94 B FF 93 C FF 92 B FF 93 F FF 91 S FF 93 3-3 ② **K**		2 0 1 0 0 0 1	0 0 0 0 0 0 0	0 0 0 0 0 0 0	0 0 0 0 0 0 0	0 0 0 0 0 0 0	0 0 0 0 0 0 1	3 0 0 0 0 0 2
Inning Stats	R: 0 E: 0 K: 1 S: 8 H: 1 LOB: 1 BB: 1 P: 16	R: 0 E: 0 K: 1 S: 14 H: 1 LOB: 2 BB: 1 P: 23	R: 0 E: 0 K: 1 S: 9 H: 0 LOB: 0 BB: 1 P: 15	R: 0 E: 0 K: 0 S: 8 H: 0 LOB: 0 BB: 0 P: 12	R: 0 E: 0 K: 1 S: 12 H: 1 LOB: 1 BB: 0 P: 16	R: 1 E: 0 K: 2 S: 14 H: 2 LOB: 1 BB: 0 P: 21	R: 0 E: 0 K: 0 S: 5 H: 0 LOB: 0 BB: 0 P: 9	R: 0 E: 0 K: 0 S: 10 H: 0 LOB: 0 BB: 0 P: 16	R: 2 E: 1 K: 2 S: 15 H: 2 LOB: 2 BB: 2 P: 33	1B: 6 2B: 2 3B: 0 HR: 0 SF: 0 SAC: 0 DP: 2 HBP: 0						WP: 0 PB: 0 SB: 0 CS: 0 PA: 37	

PITCHER		IP	WLS	BF	H	R	ER	SO	BB	IBB	HBP	BLK	WP	HR	S	P	ERA	WHIP
49 Jair Jurrjens, R ERA: 3.0	(1, 1)	6.0	W	24	5	1	1	6	3	0	0	0	0	0	65	103	1.50	1.333
Will Ohman, L ERA: 2.89	(7, 1)	1.0		3	0	0	0	0	0	0	0	0	0	0	5	9	0.00	0.000
56 Blaine Boyer, R ERA: 4.25	(8, 1)	1.0		3	0	0	0	0	0	0	0	0	0	0	10	16	0.00	0.000
Julian Tavarez, R ERA: 7.52	(9, 1)	0.1		5	2	2	1	0	2	0	0	0	0	0	8	20	27.00	12.000
51 Michael Gonzalez, L ERA: 2.08	(9, 1)	0.2		2	0	0	0	2	0	0	0	0	0	0	7	13	0.00	0.000

PITCHER	IP	WLS	BF	H	R	ER	SO	BB	IBB	HBP	BLK	WP	HR	S	P	ERA	WHIP

BOTTOM

Atlanta Braves @ Los Angeles Dodgers

Dodger Stadium, Los Angeles, CA

Tue Jul 08 2008, 7:10 PM PDT

Att. 39,702 - Partly Cloudy - 72 F

livebaseballscorecards.com

AB	32
R	3
H	7
RBI	2
BB	5
SO	8
LOB	16

Batter	1	2	3	4	5	6	7	8	9	AB	R	H	RBI	BB	SO	LOB
1 Grégor Blanco, L (1, 7) OBP: 0.368, SLG: 0.327	C SI 89 B SL 83 B SI 90 X SI 89 2-1 G4-3 ①			C SL 84 F SL 84 F SI 90 X SL 82 0-2 G3 ①			C SL 82 X SI 90 0-1 19 G5-3 1B		C FF 94 C SL 81 C SL 81 0-3 K ②	4	0	1	0	0	1	0
19 Yunel Escobar, R (1, 6) OBP: 0.355, SLG: 0.383	B SI 90 F SI 90 X SI 91 1-1 G6-3 ②			B SI 90 F SI 91 X SI 91 1-1 G4-3 ②			C SI 89 X SI 89 0-1 G5-3 1-3 ①		B FF 96 X FF 96 1-0 F9 ③	4	0	0	0	0	0	1
10 Chipper Jones, S (1, 5) OBP: 0.472, SLG: 0.618	B SI 91 C SI 90 F SI 90 B FC 85 B SI 90 S FC 84 3-3 K ③			F SI 91 B SI 91 B SI 91 F SL 83 F SI 92 X SI 91 2-2 G4-3 ③			C SI 90 B SL 83 X SI 90 1-1 G1-3 ②			3	0	0	0	0	1	1
Mark Teixeira, S (1, 3) OBP: 0.378, SLG: 0.488		C SI 90 F SI 91 B SL 83 X SI 90 1-2 G4-3 ①			F SI 90 X SI 90 0-1 G4-3 ①		C SL 83 B SL 83 X SL 83 1-1 F7 ③			3	0	0	0	0	0	1
16 Brian McCann, L (1, 2) OBP: 0.359, SLG: 0.542		X SI 91 0-0 F7 ②			B SL 84 C SL 82 X SI 91 1-1 P5 ②			C SL 82 X SL 84 0-1 G4-3 ①		3	0	0	0	0	0	0
7 Jeff Francoeur, R (1, 9) OBP: 0.286, SLG: 0.380		B SI 91 X SI 90 1-0 G1-3 ③			X SI 91 0-0 G5-3 ③			B SI 90 X SI 90 1-0 HR		3	1	1	1	0	0	0
2 Kelly Johnson, L (1, 4) OBP: 0.349, SLG: 0.438			C SI 90 S SL 84 C SI 90 0-3 K ①			B CH 85 S SL 83 S SL 82 X SL 82 1-2 G4-3 ①		F SL 82 X SI 91 0-1 G4-3 ②		3	0	0	0	0	1	0
Mark Kotsay, L (1, 8) OBP: 0.325, SLG: 0.398			B SI 90 X SI 91 1-0 G6-3 ②			C SL 83 B SL 82 B SL 83 F SI 90 X SI 90 2-2 G6-3 ②		B SI 90 C SL 83 B SI 90 B SI 90 B SI 90 4-1 8 CS BB		2	0	0	0	1	0	0
15 Tim Hudson, R (1, 1) OBP: 0.135, SLG: 0.139 8 Ruben Gotay, S (8, PH) OBP: 0.305, SLG: 0.319 56 Blaine Boyer, R (8, 1) Greg Norton, S (9, PH) OBP: 0.329, SLG: 0.366			C SI 90 B SI 90 S SI 90 F SI 90 F SI 91 S FC 84 1-3 K ③			F SI 90 B SI 90 B SI 90 F SI 91 S FC 85 2-3 K ③		S FF 96 S FF 99 0-2 CS 1-2 ③	B FF 94 B FF 94 S FF 94 X FF 95 2-1 G6-3 ①	2 0 0 1	0 0 0 0	0 0 0 0	0 0 0 0	0 0 0 0	2 0 0 0	0 0 0 0

livebaseballscorecards.com

TOP

Atlanta Braves @ Los Angeles Dodgers

Dodger Stadium, Los Angeles, CA

Wed Jul 09 2008, 7:10 PM PDT

Att. 39,811 - Clear - 73 F

AB	28
R	1
H	2
RBI	1
BB	1
SO	5
LOB	3



Inning Stats	1	2	3	4	5	6	7	8	9	1B	SF	WP	PA
R	0	0	0	0	0	0	0	1	0	1	0	0	30
E	0	0	0	0	0	0	0	0	0	2B 0	SAC 0	PB 0	
K	1	0	2	0	0	1	0	0	1	3B 0	DP 0	SB 0	
S	7	5	9	10	5	9	8	8	6	HR 1	HBP 0	CS 1	
H	0	0	0	0	0	0	1	1	0				
LOB	0	0	0	0	0	1	0	0	0				
BB	0	0	0	0	0	0	0	1	0				
P	13	7	11	13	6	14	10	13	9				

PITCHER		IP	WLS	BF	H	R	ER	SO	BB	IBB	HBP	BLK	WP	HR	S	P	ERA	WHIP
Derek Lowe, R ERA: 3.85	(1, 1)	7.2	W	26	2	1	1	4	1	0	0	0	0	1	59	85	1.17	0.391
51 Jonathan Broxton, R ERA: 3.58	(8, 1)	0.1	H	0	0	0	0	0	0	0	0	0	0	0	2	2	0.00	0.000
44 Takashi Saito, R ERA: 2.33	(9, 1)	1.0	S	3	0	0	0	1	0	0	0	0	0	0	6	9	0.00	0.000

PITCHER		IP	WLS	BF	H	R	ER	SO	BB	IBB	HBP	BLK	WP	HR	S	P	ERA	WHIP

BOTTOM

Atlanta Braves @ Los Angeles Dodgers

Dodger Stadium, Los Angeles, CA

Wed Jul 09 2008, 7:10 PM PDT

Att. 39,811 - Clear - 73 F

livebaseballscorecards.com

Batter	1	2	3	4	5	6	7	8	9	AB	R	H	RBI	BB	SO	LOB
27 Matt Kemp, R (1, 9) OBP: 0.335, SLG: 0.438	B FF 92 F SI 91 T SI 93 B FC 88 S SI 93 2-3 ① **K**			B FC 86 X FC 85 1-0 ① **G6-3**		B SL 80 B FF 91 B SI 91 F SI 86 X SI 92 3-1 **HR**		C FF 94 X FF 94 0-1 16 CS 1B		4	1	2	1	0	1	0
16 Andre Ethier, L (1, 7) OBP: 0.347, SLG: 0.457	B SI 92 X SI 93 1-0 ② **G3**			B SI 92 B FS 81 B SI 90 C SI 92 X SI 92 3-1 ② **G4-3**		F SI 91 B FS 84 B FS 81 X SI 92 2-1 ③ **F7**		1 SAFE C FF 93 1 SAFE P PO 85 T FF 96 X FF 97 1-2 ① ② **G4-3** 1-2		4	0	0	0	0	0	1
5 Nomar Garciaparra, R (1, 6) OBP: 0.345, SLG: 0.417 Angel Berroa, R (7, PR) OBP: 0.247, SLG: 0.221 (8, 6)	S FC 89 X FF 92 0-1 ③ **F9**			B SI 92 X FC 88 1-0 ③ **P2**			B SI 90 X SI 91 1-0 7 G1-3 25 1B 1B	F SI 96 C CU 76 B CU 78 X CU 79 1-2 ③ **F7**		3 1	0 1	1 0	0 0	0 0	0 0	0 0
7 James Loney, L (1, 3) OBP: 0.359, SLG: 0.461		C FF 92 B SI 91 B SI 92 B FS 82 S SI 93 F SI 94 X SI 93 3-2 ① **F7**			X FF 91 0-0 55 G1-3 2B		1 SAFE D FS 83 1 SAFE 1 SAFE B 1 SAFE X SI 90 2-0 ① **G1-3** 1-2			3	0	1	0	0	0	1
55 Russell Martin, R (1, 2) OBP: 0.395, SLG: 0.438		F SI 92 F FF 92 F SI 92 B FC 88 S FC 88 1-3 ② **K**			B FC 86 D FC 87 C SI 92 F FC 87 X FC 88 2-2 ① **G1-3** 2-3		I IN 50 I IN 52 4-0 33 FC6-4 25 1B IBB			2	0	0	0	1	1	1
25 Andruw Jones, R (1, 8) OBP: 0.270, SLG: 0.263		B SI 93 X SI 93 1-0 ③ **G5-3**			C SI 93 X FF 93 0-1 ② **G5-3**		T SI 92 C SI 91 X FC 88 0-2 33 FC6-4 1-2 2-H 1B			3	0	1	1	0	0	1
33 Blake DeWitt, L (1, 5) OBP: 0.331, SLG: 0.378			C FS 81 X SI 92 0-1 ① **G4-3**		C SI 92 B FC 89 X 1-1 ③ **G5-3**		X SI 92 0-0 ② **FC6-4** BB 1-2f 2-3			3	0	0	0	0	0	3
Luis Maza, R (1, 4) OBP: 0.272, SLG: 0.267			C FF 92 B SI 92 X SI 92 1-1 ② **G4-3**			C SI 90 B FC 87 B FC 86 F SI 91 F FF 92 F SI 92 B SI 93 F SI 92 F SI 91 3-3 ① C SI 92 **K**	C SI 93 B SI 91 D FC 87 B SI 92 B SI 92 4-1 1-2 **BB**			2	0	0	0	1	1	0
Derek Lowe, R (1, 1) OBP: 0.162, SLG: 0.162 51 Jonathan Broxton, R (8, 1) 44 Takashi Saito, L (9, 1)			C SI 91 S FC 86 X FC 85 0-2 ③ **G6-3**			S FC 86 F SI 91 B FC 87 B FC 86 C SI 92 2-3 ② **K**	X SI 92 0-0 ③ **G3**			3 0 0	0 0 0	0 0 0	0 0 0	0 0 0	1 0 0	3 0 0
Inning Stats	R: 0 E: 0 K: 1 S: 6 H: 0 LOB: 0 BB: 0 P: 9	R: 0 E: 0 K: 1 S: 9 H: 0 LOB: 0 BB: 0 P: 14	R: 0 E: 0 K: 0 S: 7 H: 0 LOB: 0 BB: 0 P: 8	R: 0 E: 0 K: 0 S: 4 H: 0 LOB: 0 BB: 0 P: 9	R: 0 E: 0 K: 0 S: 8 H: 1 LOB: 1 BB: 0 P: 11	R: 1 E: 0 K: 2 S: 14 H: 1 LOB: 0 BB: 0 P: 24	R: 1 E: 0 K: 0 S: 8 H: 2 LOB: 3 BB: 2 P: 19	R: 0 E: 0 K: 0 S: 9 H: 1 LOB: 0 BB: 0 P: 10		1B: 3 2B: 1 3B: 0 HR: 1 SF: 0 SAC: 0 DP: 0 HBP: 0				WP: 0 PB: 0 SB: 0 CS: 1 PA: 30		

	AB	28
	R	2
	H	5
	RBI	2
	BB	2
	SO	4
	LOB	10

PITCHER		IP	WLS	BF	H	R	ER	SO	BB	IBB	HBP	BLK	WP	HR	S	P	ERA	WHIP
15 Tim Hudson, R ERA: 3.16	(1, 1)	7.0	L	27	4	2	2	4	1	1	0	0	0	1	56	94	2.57	0.714
56 Blaine Boyer, R ERA: 4.17	(8, 1)	1.0		3	1	0	0	0	0	0	0	0	0	0	9	10	0.00	1.000

PITCHER	IP	WLS	BF	H	R	ER	SO	BB	IBB	HBP	BLK	WP	HR	S	P	ERA	WHIP

Batter	1	2	3	4	5	6	7	8	9	AB	R	H	RBI	BB	SO	LOB
1 Grégor Blanco, L (1, 7) OBP: 0.363, SLG: 0.321	C FF 91 B FF 93 S FC 86 S SL 80 1-3 K 2 CS		C FF 92 C FF 92 B SI 94 X SL 81 1-2 ③ L3			C SL 84 F CU 66 B SL 79 B SL 80 F FF 92 B FF 92 F FF 92 X FF 91 3-2 ① G4-3		B FF 94 F FF 93 F FF 94 D CU 82 1 SAFE B FF 94 S FF 94 3-3 ① K		4	0	0	0	0	2	1
2 Kelly Johnson, L (1, 4) OBP: 0.348, SLG: 0.435	1 SAFE B FF 92 S FF 92 F FC 86 D SL 81 B FF 93 S SL 81 3-3 ① ② K 1-2			B SL 77 X SL 78 1-0 ① F9		F FF 93 F FC 86 B FF 93 S CU 70 1-3 ② K		X FF 94 0-0 10 G6-3 1-2 1B		4	0	1	0	0	2	1
10 Chipper Jones, S (1, 5) OBP: 0.470, SLG: 0.613	B CU 68 C FF 94 B FC 87 C CH 85 X SL 81 2-2 ③ P6			X CU 64 0-0 ② G1-3		B FC 87 B FC 87 C FF 94 B FF 93 S FF 93 X SL 81 3-2 1B		B B C FF 95 B SI 96 C FF 95 X FF 96 3-2 ② ③ G6-3 1-2f		4	0	1	0	0	0	2
Mark Teixeira, S (1, 3) OBP: 0.374, SLG: 0.482		C FF 91 F SI 92 B FF 94 B SL 80 X SI 95 2-2 ① P5		C FF 93 F FC 86 B SI 94 S SL 79 1-3 ③ K		B SI 93 B FF 93 X FF 93 2-0 ③ F9			B SI 92 X SI 92 1-0 ① G4-3	4	0	0	0	0	1	1
16 Brian McCann, L (1, 2) OBP: 0.364, SLG: 0.548		B FC 87 B FC 88 F FC 87 X FF 93 2-1 7 G4-3 2B			B SI 92 B FC 86 C FC 85 F FC 84 B SL 82 X FF 94 3-2 7 FC6-4 1B		C SI 91 B FC 85 B SI 92 F FC 85 F SL 80 X FF 93 2-2 ① F7		B SI 92 B SI 92 F SI 92 X SL 88 2-1 1B 1B	4	0	3	0	0	0	0
7 Jeff Francoeur, R (1, 9) OBP: 0.283, SLG: 0.376		B SI 94 X SI 94 1-0 ② G4-3 2-3			X FC 86 0-0 ① FC6-4 1 B1-3 BB 1-2f		B SL 79 B SL 81 X FC 84 2-0 ② F8		C FF 92 S SL 87 S FF 92 0-3 ② K	4	0	0	0	0	1	3
Mark Kotsay, L (1, 8) OBP: 0.333, SLG: 0.402		F CH 85 C FC 88 S FF 94 0-3 ③ K			B FF 93 B SI 93 B SL 81 B FF 91 4-0 1 B1-3 1-2 BB		B CH 84 C FF 92 C FF 92 F FF 94 B SL 81 F FF 93 X FC 86 2-2 1B		B SI 92 X SI 92 1-0 1-2 1B	3	0	2	0	1	1	1
1 Brent Lillibridge, R (1, 6) OBP: 0.133, SLG: 0.200			C FF 92 F FC 85 B SL 80 B SL 81 B FF 93 S FF 94 3-3 ① K		X SI 93 0-0 ② B1-3 1-2 2-3		F FF 93 F FF 93 S FF 94 0-3 ③ K		S FF 89 C FF 89 F FF 90 B CH 77 S FF 89 1-3 ③ K	4	0	0	0	0	3	5
37 Jo-Jo Reyes, L (1, 1) Greg Norton, S (5, PH) OBP: 0.326, SLG: 0.363 38 Buddy Carlyle, L (5, 1) OBP: 0.333, SLG: 0.200 8 Ruben Gotay, S (8, PH) OBP: 0.313, SLG: 0.329 Will Ohman, L (8, 1)			C FF 92 S FF 93 F FF 93 X SL 80 0-2 ② G1-3		D FC 86 X FC 87 1-0 ③ F7			C FF 94 B CU 83 B FF 94 X FF 94 2-1 2 1B 1B		1 1 0 1 0	0 0 0 0 0	0 0 0 0 0	0 0 0 0 0	0 0 0 0 0	0 2 0 0 0	0 1 0 0 0

TOP

Atlanta Braves @ San Diego Padres

PETCO Park, San Diego, CA

Fri Jul 11 2008, 10:05 PM EDT

Att. 40,232 - Partly Cloudy - 71 F

livebaseballscorecards.com

AB	34
R	0
H	8
RBI	0
BB	1
SO	10
LOB	16

Inning Stats	1	2	3	4	5	6	7	8	9
	R: 0 E: 0 K: 2 S: 9 H: 0 LOB: 0 BB: 0 P: 15	R: 0 E: 0 K: 1 S: 9 H: 1 LOB: 1 BB: 0 P: 14	R: 0 E: 0 K: 1 S: 10 H: 0 LOB: 0 BB: 0 P: 14	R: 0 E: 0 K: 1 S: 5 H: 0 LOB: 0 BB: 0 P: 7	R: 0 E: 0 K: 0 S: 6 H: 1 LOB: 2 BB: 1 P: 14	R: 0 E: 0 K: 1 S: 12 H: 1 LOB: 1 BB: 0 P: 21	R: 0 E: 0 K: 1 S: 13 H: 1 LOB: 1 BB: 0 P: 19	R: 0 E: 0 K: 1 S: 9 H: 2 LOB: 1 BB: 0 P: 17	R: 0 E: 0 K: 2 S: 11 H: 2 LOB: 2 BB: 0 P: 16

1B: 7	SF: 0	WP: 0	PA: 35
2B: 2	SAC: 0	PB: 1	
3B: 0	DP: 2	SB: 0	
HR: 0	HBP: 0	CS: 1	

PITCHER		IP	WLS	BF	H	R	ER	SO	BB	IBB	HBP	BLK	WP	HR	S	P	ERA	WHIP
44 Jake Peavy, R ERA: 2.47	(1, 1)	7.0	W	26	4	0	0	7	1	0	0	0	0	0	64	104	0.00	0.714
21 Heath Bell, R ERA: 2.15	(8, 1)	1.0		4	2	0	0	1	0	0	0	0	0	0	9	17	0.00	2.000
37 Mike Adams, R ERA: 2.43	(9, 1)	0.2		4	2	0	0	1	0	0	0	0	0	0	7	11	0.00	3.000
Trevor Hoffman, R ERA: 5.08	(9, 1)	0.1	S	1	0	0	0	1	0	0	0	0	0	0	4	5	0.00	0.000

PITCHER	IP	WLS	BF	H	R	ER	SO	BB	IBB	HBP	BLK	WP	HR	S	P	ERA	WHIP

Batter	1	2	3	4	5	6	7	8	9	AB	R	H	RBI	BB	SO	LOB
12 Scott Hairston, R (1, 8) OBP: 0.311, SLG: 0.518	C FF 89 B SI 90 S CH 83 B CH 82 X FF 92 2-2 2 G6-3 3B		C FF 90 S CU 71 B FF 91 X CU 72 1-2 2 1B 23 1B 2B		C FF 91 C FF 90 F SL 86 B FF 92 B FF 92 S FF 91 2-3 ③ K		X SL 87 0-0 ③ P3			4	2	2	0	0	1	0
2 Edgar Gonzalez, R (1, 4) OBP: 0.351, SLG: 0.424	C FF 89 B CH 82 B SI 91 X FF 90 2-1 ① G6-3 3-H		X FF 90 0-0 23 1B 2-3 1B			C FF 90 B SL 86 X FF 91 1-1 ① G4-3		C FF 91 C FF 91 B FF 92 B FF 92 X FF 91 2-2 7 1B 1B		4	0	2	1	0	0	0
23 Adrián González, L (1, 3) OBP: 0.350, SLG: 0.512	C FF 90 B SI 91 B CH 82 F FF 91 X SI 92 2-2 ② G3-1		B SL 83 X FF 91 1-0 5 G5-4-3 1-2 3-H 1B			B FF 91 X FF 91 1-0 33 1B 2B		X FF 92 0-0 ① F7		4	1	2	1	0	0	1
5 Kevin Kouzmanoff, R (1, 5) OBP: 0.316, SLG: 0.431	C FF 89 B SI 90 F FF 90 F SL 81 F CH 82 B SI 92 X CH 82 2-2 ③ G6-3		B SI 93 S SL 80 B FF 92 X CH 82 2-1 ②③ G5-4-3 1-2f			B SL 86 B FF 91 B SL 85 I IN 65 4-0 33 1B 33 E IBB		B FF 92 S SI 88 S FF 93 D SL 87 1 SAFE F SL 82 S SL 81 2-3 ② K		3	1	0	0	1	1	3
7 Chase Headley, S (1, 7) OBP: 0.284, SLG: 0.506		B FF 89 B FF 89 X FF 90 2-0 3B		B FF 91 C FF 91 B FF 92 B CH 83 C FF 91 F FF 92 F FF 93 X SI 92 3-2 ① L8		C FF 91 B FF 92 F SL 87 S FF 92 1-3 ② K		X FF 90 0-0 1-3 1B		4	0	2	0	0	1	2
Chip Ambres, R (1, 9) OBP: 0.364, SLG: 0.222 33 Jody Gerut, L (6, PH) OBP: 0.346, SLG: 0.392 (7, 9)		B SI 90 C CU 70 C SI 91 S SL 83 1-3 ① K		F CU 72 B CH 81 C CU 80 X SL 82 1-2 ② G1-3		C SI 92 C FF 92 B FF 93 F FF 93 X FF 93 1-2 E7 1-H 2-H 1B		C FF 91 B FF 91 C FF 90 X SL 84 1-2 ③ G4-3		2 2	0 0	0 1	0 1	0 0	1 0	1 2
3 Khalil Greene, R (1, 6) OBP: 0.267, SLG: 0.336		B SI 91 F CH 83 B CU 76 S SI 91 B SI 91 B SI 93 4-2 1 G5-4-3 BB		X FF 92 0-0 ③ G3		B FF 92 F FF 91 X FF 92 1-1 ③ F8				2	0	0	0	1	0	1
1 Luke Carlin, S (1, 2) OBP: 0.229, SLG: 0.213		B SI 92 B SI 92 B SI 91 C FF 90 X FF 91 3-1 ②③ G5-4-3 1-2f			B FF 89 B FF 89 C SI 89 F SI 90 F FF 92 F FF 92 C FF 92 2-3 ① K		B FF 90 X FF 89 1-0 ① G3			3	0	0	0	0	1	2
44 Jake Peavy, R (1, 1) OBP: 0.286, SLG: 0.320 Tony Clark, S (7, PH) OBP: 0.377, SLG: 0.310 21 Heath Bell, R (8, 1) 37 Mike Adams, R (9, 1) Trevor Hoffman, R (9, 1)			X FF 89 0-0 ① G6-3		C FF 89 X SL 86 0-1 ② G5-3		S FF 91 B FF 92 B CH 83 F FF 90 C FF 91 2-3 ② K			2 1 0 0 0	0 0 0 0 0	0 0 0 0 0	0 0 0 0 0	0 1 0 0 0	0 0 0 0 0	0 0 0 0 0
Inning Stats	R: 1 E: 0 K: 0 S: 13 H: 1 LOB: 0 BB: 0 P: 21	R: 0 E: 0 K: 1 S: 8 H: 1 LOB: 1 BB: 1 P: 18	R: 1 E: 0 K: 0 S: 8 H: 3 LOB: 1 BB: 0 P: 12	R: 0 E: 0 K: 0 S: 9 H: 0 LOB: 0 BB: 0 P: 13	R: 0 E: 0 K: 2 S: 11 H: 0 LOB: 0 BB: 0 P: 15	R: 2 E: 1 K: 1 S: 12 H: 2 LOB: 1 BB: 1 P: 21	R: 0 E: 0 K: 1 S: 5 H: 0 LOB: 0 BB: 0 P: 8	R: 0 E: 0 K: 1 S: 12 H: 2 LOB: 2 BB: 0 P: 17		1B: 5 2B: 2 3B: 2 HR: 0	SF: 0 SAC: 0 DP: 2 HBP: 0		WP: 0 PB: 0 SB: 0 CS: 0	PA: 33		

PITCHER		IP	WLS	BF	H	R	ER	SO	BB	IBB	HBP	BLK	WP	HR	S	P	ERA	WHIP
37 Jo-Jo Reyes, L ERA: 4.4	(1, 1)	4.0	L	16	5	2	2	1	1	0	0	0	0	0	38	64	4.50	1.500
38 Buddy Carlyle, R ERA: 1.55	(5, 1)	3.0		12	2	2	1	4	0	1	0	0	0	0	28	44	3.00	0.667
Will Ohman, L ERA: 2.82	(8, 1)	1.0		5	2	0	0	1	0	0	0	0	0	0	12	17	0.00	2.000

PITCHER	IP	WLS	BF	H	R	ER	SO	BB	IBB	HBP	BLK	WP	HR	S	P	ERA	WHIP

BOTTOM

Atlanta Braves @ San Diego Padres

PETCO Park, San Diego, CA

Fri Jul 11 2008, 10:05 PM EDT

Att. 40,232 - Partly Cloudy - 71 F

livebaseballscorecards.com

AB	31
R	4
H	9
RBI	3
BB	2
SO	6
LOB	12

Batter	1	2	3	4	5	6	7	8	9	AB	R	H	RBI	BB	SO	LOB
1 Grégor Blanco, L (1, 7) OBP: 0.357, SLG: 0.316	F SI 85 F SI 84 B CH 78 C SI 86 1-3 ① K		B FF 85 B SI 83 X SI 84 2-0 ② SF8 3-H			L SI 84 F CH 80 F SI 86 S CH 80 0-3 ① K	X CH 81 0-0 ③ G1-3		C SL 79 X SL 80 0-1 ③ G1-3	4	0	0	1	0	2	0
2 Kelly Johnson, L (1, 4) OBP: 0.344, SLG: 0.429	C SI 86 F FF 84 C SI 85 0-3 ② K		B SI 85 X FC 84 1-0 ③ L9			T SI 85 B SI 86 F SI 85 B CH 81 X SI 86 2-2 ② G4-3		B SI 92 F SI 92 S CH 82 F FF 92 C FC 89 1-3 ① K		4	0	0	0	0	2	0
10 Chipper Jones, S (1, 5) OBP: 0.473, SLG: 0.618	B SI 86 S SI 85 X SI 86 1-1 ③ G6-3			C FF 84 X SI 85 0-1 G4-6-3 1B		X SI 86 0-0 16 BB 7 1B 1B		C FC 88 X FC 89 0-1 2B		4	1	3	0	0	0	0
Mark Teixeira, S (1, 3) OBP: 0.373, SLG: 0.480		C SI 84 B FF 84 X SI 83 1-1 ① G3-1		1 SAFE C SI 84 X SI 85 0-1 ① ② G4-6-3 1-2f		1 SAFE C SI 85 X SI 85 0-1 16 BB 7 1B 1-2 1B		B SI 93 C SI 92 C CH 83 S FF 92 1-3 ② K		4	1	1	0	0	1	2
16 Brian McCann, L (1, 2) OBP: 0.368, SLG: 0.546		B FF 85 B SI 84 B SI 85 C SI 84 B SI 85 4-1 BB		F CU 72 X FC 85 0-1 ③ G3		B SI 85 C CH 80 B SI 87 B SI 85 B FC 86 4-1 7 1B 1-2 2-3 BB		I IN 67 I IN 68 I IN 73 I IN 70 4-0 IBB		1	0	0	0	3	0	0
7 Jeff Francoeur, R (1, 9) OBP: 0.286, SLG: 0.377		C SI 85 X SI 85 0-1 ② F9			C SI 85 B SI 85 X SI 85 1-1 G4-6-3 1B	F CH 81 X SI 87 0-1 1-2 2-H 3-H 1B		F FC 90 F FC 89 B FF 93 F FF 90 D FC 90 X FC 89 2-2 ③ F9		4	0	2	2	0	0	3
Mark Kotsay, L (1, 8) OBP: 0.327, SLG: 0.394		B SI 86 1 SAFE F SI 84 B SI 85 X CH 81 2-1 ③ P6			X SI 84 0-0 ① ② G4-6-3 1-2f	B SI 84 C FF 85 F SI 85 B CH 80 X SI 86 2-2 ③ F8			S FF 89 B FF 91 X FF 88 1-1 ① G3	4	0	0	0	0	0	4
1 Brent Lillibridge, R (1, 6) OBP: 0.206, SLG: 0.364			C SI 84 B SI 85 F CH 78 B SI 86 F SI 86 F CH 81 X SI 86 2-2 50 SH1-4 1 SF8 2B		F SI 86 H SI 86 1-1 HBP		B SI 84 X SI 84 1-0 ① F8		X FF 89 0-0 HR	3	2	2	1	0	0	0
50 Charlie Morton, R (1, 1) Will Ohman, L (6, 1) Greg Norton, S (7, PH) OBP: 0.324, SLG: 0.360 56 Blaine Boyer, R (7, 1) 14 Martín Prado, R (9, PH) OBP: 0.355, SLG: 0.396 51 Michael Gonzalez, R (9, 1)			X SI 84 0-0 ① SH1-4 2-3		1 SAFE C SI 84 X SI 85 0-1 ③ G4-3		X CH 80 0-0 ② G4-3		X FF 90 0-0 ② G4-3	1 0 1 0 1 0 0	0 0 0 0 0 0 0	0 0 0 0 0 0 0	0 0 0 0 0 0 0	0 0 0 0 0 0 0	0 0 0 0 0 0 0	1 0 0 0 0 0 0
Inning Stats	R: 0 E: 0 K: 2 S: 8 H: 0 LOB: 0 BB: 0 P: 10	R: 0 E: 0 K: 0 S: 7 H: 0 LOB: 1 BB: 1 P: 14	R: 1 E: 0 K: 0 S: 8 H: 1 LOB: 0 BB: 0 P: 13	R: 0 E: 0 K: 0 S: 6 H: 1 LOB: 0 BB: 0 P: 6	R: 0 E: 0 K: 0 S: 6 H: 1 LOB: 1 BB: 0 P: 8	R: 2 E: 0 K: 1 S: 16 H: 3 LOB: 2 BB: 1 P: 24	R: 0 E: 0 K: 0 S: 3 H: 0 LOB: 0 BB: 0 P: 4	R: 0 E: 0 K: 2 S: 13 H: 1 LOB: 2 BB: 1 P: 21	R: 1 E: 0 K: 0 S: 6 H: 1 LOB: 0 BB: 0 P: 7	1B: 5 2B: 2 3B: 0 HR: 1 SF: 1 SAC: 1 DP: 2 HBP: 1						

PITCHER		IP	WLS	BF	H	R	ER	SO	BB	IBB	HBP	BLK	WP	HR	S	P	ERA	WHIP
Greg Maddux, R ERA: 3.9	(1, 1)	7.0	L	28	6	3	3	3	2	0	1	0	0	0	54	79	3.86	1.143
40 Bryan Corey, R ERA: 5.15	(8, 1)	1.0		5	1	0	0	2	0	1	0	0	0	0	13	21	0.00	1.000
50 Joe Thatcher, L ERA: 6.94	(9, 1)	1.0		4	1	1	1	0	0	0	0	0	0	1	6	7	9.00	1.000

PITCHER	IP	WLS	BF	H	R	ER	SO	BB	IBB	HBP	BLK	WP	HR	S	P	ERA	WHIP

TOP

Atlanta Braves @ San Diego Padres

PETCO Park, San Diego, CA

Sat Jul 12 2008, 10:15 PM EDT

Att. 42,438 - Clear - 71 F

livebaseballscorecards.com

AB	31
R	4
H	8
RBI	4
BB	3
SO	5
LOB	10

Atlanta Braves @ San Diego Padres

PETCO Park, San Diego, CA

Sat Jul 12 2008, 10:15 PM EDT

Att. 42,438 - Clear - 71 F

livebaseballscorecards.com

BOTTOM

Batter	1	2	3	4	5	6	7	8	9	AB	R	H	RBI	BB	SO	LOB
12 Scott Hairston, R (1, 8) OBP: 0.306, SLG: 0.510	C FF 93 B FF 92 B FF 94 B FF 92 F FF 94 F FF 94 X CH 83 3-2 ① G5-3		C FF 91 X CH 81 0-1 ② P2		C SI 88 B CU 76 X FF 91 1-1 ② G5-3		C FF 96 B CH 87 S CU 77 X FF 96 1-2 ③ G5-3			4	0	0	0	0	0	1
2 Edgar Gonzalez, R (1, 4) OBP: 0.343, SLG: 0.414	C FF 94 B FF 93 F FF 92 B SL 86 S FF 92 2-3 ② K		B FF 95 X FF 94 1-0 ③ L3 1-2		C CU 75 B SI 92 C CU 75 X CH 81 1-2 ③ F8			B FF 95 C FF 94 F CU 76 B CU 78 S FF 96 2-3 ① K		4	0	0	0	0	2	1
23 Adrián González, L (1, 3) OBP: 0.349, SLG: 0.508	B FF 92 B CH 83 F SI 91 X CH 82 2-1 ③ G6-3			B CU 75 B FF 91 S SI 89 F CH 81 F SI 90 F CU 76 B FF 93 B CH 80 4-2 33 2B BB		B FF 90 B CH 81 S FF 90 F CH 80 X CU 76 2-2 ① F8		S CU 75 B CH 86 C FF 97 C FF 97 1-3 ② K		3	1	0	0	1	1	0
5 Kevin Kouzmanoff, R (1, 5) OBP: 0.316, SLG: 0.429		B FF 93 S SL 85 B SI 92 S SI 92 C FF 93 2-3 ① K		F SL 84 S FF 94 F FF 94 S CU 75 0-3 ① K		X FF 92 0-0 33 G1-3 7 1B 1B		X CU 76 0-0 ③ P6		4	0	1	0	0	2	1
7 Chase Headley, S (1, 7) OBP: 0.293, SLG: 0.500		B FF 94 B CH 82 B SI 91 B SI 90 4-0 33 FC4-6 BB		D CH 80 C SI 91 F SL 86 T CU 75 1-2 ② K		X FF 90 0-0 33 G1-3 1B 1-2			C FF 93 B FF 94 B FF 95 X FF 94 2-1 ① F8	3	0	1	0	1	1	1
33 Jody Gerut, L (1, 9) OBP: 0.344, SLG: 0.394		C FF 93 B SI 89 1 SAFE X SI 91 1-1 ② FC4-6 1-2f		C FF 94 B FF 93 B CH 80 B SI 91 X SI 90 3-1 1-H 2B		C FF 92 X SL 83 0-1 ② G1-3 1-2 2-3			C FF 94 B SL 84 C SL 83 C FF 95 1-3 ② K	4	0	1	1	0	1	3
3 Khalil Greene, R (1, 6) OBP: 0.267, SLG: 0.333		B FF 94 1 SAFE S FF 92 B SL 87 1 SAFE B FF 94 X FF 92 3-1 ③ F9		B SL 86 F CH 82 C SI 91 B SL 86 F FF 93 F FF 93 B FF 95 B SL 87 4-2 BB		B FF 91 X SI 91 1-0 ③ G4-3			C FF 95 S SL 84 B FF 95 X SL 83 1-2 ③ L7	3	0	0	0	1	0	3
4 Nick Hundley, R (1, 2) OBP: 0.235, SLG: 0.267			C FF 93 C SI 91 B FF 93 X SL 88 1-2 ① G1-3	B CU 76 B FF 93 C CH 81 F SI 91 X CU 77 2-2 ③ F7			F FF 94 B FF 95 B FF 95 B FF 95 X FF 94 3-1 ① G4-3			3	0	0	0	0	0	2
Greg Maddux, R (1, 1) OBP: 0.097, SLG: 0.067 9 Brian Myrow, L (7, PH) OBP: 0.333, SLG: 1.333 40 Bryan Corey, R (8, 1) 50 Joe Thatcher, L (9, 1)			F FF 94 S SI 90 X FF 94 0-2 2 S 1B		B FF 90 B SI 89 C SI 88 C FF 91 F FF 90 F FF 92 X SI 91 2-2 ① G6-3		B CU 76 B CH 87 C FF 95 S CH 86 C FF 97 2-3 ② K			2 1 0 0	0 0 0 0	1 0 0 0	0 0 0 0	0 1 0 0	0 0 0 0	0 0 0 0
Inning Stats	R: 0 E: 0 K: 1 S: 9 H: 0 LOB: 0 BB: 0 P: 16	R: 0 E: 0 K: 1 S: 7 H: 0 LOB: 1 BB: 1 P: 17	R: 0 E: 0 K: 0 S: 9 H: 1 LOB: 1 BB: 0 P: 11	R: 1 E: 0 K: 2 S: 20 H: 1 LOB: 2 BB: 2 P: 34	R: 0 E: 0 K: 0 S: 10 H: 0 LOB: 0 BB: 0 P: 14	R: 0 E: 0 K: 0 S: 8 H: 2 LOB: 2 BB: 0 P: 11	R: 0 E: 0 K: 1 S: 8 H: 0 LOB: 0 BB: 0 P: 14	R: 0 E: 0 K: 2 S: 7 H: 0 LOB: 0 BB: 0 P: 10	R: 0 E: 0 K: 1 S: 8 H: 0 LOB: 0 BB: 0 P: 12	1B: 3 2B: 1 3B: 0 HR: 0 SF: 0 SAC: 0 DP: 0 HBP: 0						

	AB	31
	R	1
	H	4
	RBI	1
	BB	3
	SO	8
	LOB	12

PITCHER		IP	WLS	BF	H	R	ER	SO	BB	IBB	HBP	BLK	WP	HR	S	P	ERA	WHIP
50 Charlie Morton, R ERA: 5.93	(1, 1)	5.1	W	23	4	1	1	4	3	0	0	0	0	0	60	99	1.69	1.312
Will Ohman, L ERA: 2.77	(6, 1)	0.2	H	2	0	0	0	0	0	0	0	0	0	0	3	4	0.00	0.000
56 Blaine Boyer, R ERA: 4.01	(7, 1)	2.0	H	6	0	0	0	3	0	0	0	0	0	0	15	24	0.00	0.000
51 Michael Gonzalez, L ERA: 1.86	(9, 1)	1.0	S	3	0	0	0	1	0	0	0	0	0	0	8	12	0.00	0.000

PITCHER	IP	WLS	BF	H	R	ER	SO	BB	IBB	HBP	BLK	WP	HR	S	P	ERA	WHIP

Atlanta Braves @ San Diego Padres

PETCO Park, San Diego, CA

Sun Jul 13 2008, 4:05 PM EDT

Att. 31,347 - Sunny - 76 F

TOP

livebaseballscorecards.com

Batter	1	2	3	4	5	6	7	8	9	AB	R	H	RBI	BB	SO	LOB
1 Grégor Blanco, L (1, 7) OBP: 0.356, SLG: 0.314	HBP	L8			FC3-6	1B		G4-3	P5	5	2	1	1	0	0	3
14 Martín Prado, R (1, 4) OBP: 0.358, SLG: 0.397	SH1-4		1B		K	1B		G1-3	L8	5	0	2	1	0	1	3
10 Chipper Jones, S (1, 5) OBP: 0.472, SLG: 0.614	BB		F9		BB	SF8		F8		2	1	0	1	2	0	1
15 Tim Hudson, R (8, 1) OBP: 0.135, SLG: 0.139										0	0	0	0	0	0	0
Corky Miller, R (9, 2) OBP: 0.170, SLG: 0.163										0	0	0	0	0	0	0
Mark Teixeira, S (1, 3) OBP: 0.373, SLG: 0.484	2B		F8		P3	F9			P5	5	2	2	2	0	0	4
7 Jeff Francoeur, R (1, 9) OBP: 0.285, SLG: 0.375	P6		L7			1B	L9		P3	5	1	1	0	0	0	3
16 Brian McCann, L (1, 2) OBP: 0.377, SLG: 0.563	1B		BB			HBP	HR		2B	3	3	3	3	1	0	0
51 Michael Gonzalez, R (9, 1)										0	0	0	0	0	0	0
Mark Kotsay, L (1, 8) OBP: 0.329, SLG: 0.394	L7		G6-3			1B	G4-3		2B	5	2	2	1	0	0	2
1 Brent Lillibridge, R (1, 6) OBP: 0.256, SLG: 0.421		F9	G6-3			1B			2B	5	1	3	2	0	0	0
57 Jorge Campillo, R (1, 1) OBP: 0.238, SLG: 0.238					FC3-6					3	0	1	0	0	1	2
8 Ruben Gotay, S (7, PH) OBP: 0.310, SLG: 0.324		G6-3				K	F9			1	0	0	0	0	0	1
56 Blaine Boyer, R (7, 1)										0	0	0	0	0	0	0
2 Kelly Johnson, L (8, 4) OBP: 0.346, SLG: 0.431										1	0	1	1	0	0	0

Inning Stats	1	2	3	4	5	6	7	8	9
	R: 3 E: 0 K: 0 S: 18	H: 2 LOB: 1 BB: 1 P: 29	R: 0 E: 0 K: 0 S: 9	H: 0 LOB: 0 BB: 0 P: 17	R: 0 E: 0 K: 0 S: 6	H: 1 LOB: 1 BB: 0 P: 10	R: 0 E: 0 K: 0 S: 5	H: 0 LOB: 0 BB: 1 P: 10	R: 0 E: 0 K: 1 S: 12	H: 1 LOB: 2 BB: 1 P: 21	R: 5 E: 0 K: 1 S: 18	H: 5 LOB: 1 BB: 0 P: 27	R: 1 E: 0 K: 0 S: 8	H: 2 LOB: 1 BB: 0 P: 14	R: 0 E: 0 K: 0 S: 4	H: 0 LOB: 0 BB: 0 P: 6	R: 3 E: 0 K: 0 S: 17	H: 5 LOB: 2 BB: 0 P: 22

	AB	R	H	RBI	BB	SO	LOB
AB	40						
R	12						
H	16						
RBI	12						
BB	3						
SO	2						
LOB	19						

	1B: 11	SF: 1	WP: 0	PA: 47
	2B: 4	SAC: 1	PB: 0	
	3B: 0	DP: 1	SB: 0	
	HR: 1	HBP: 2	CS: 0	

PITCHER		IP	WLS	BF	H	R	ER	SO	BB	IBB	HBP	BLK	WP	HR	S	P	ERA	WHIP
Randy Wolf, L ERA: 4.66	(1, 1)	5.0	L	25	6	6	6	1	3	0	2	0	0	0	55	96	10.80	1.800
43 Cla Meredith, R ERA: 4.23	(6, 1)	0.1		4	3	1	1	1	0	0	0	0	0	0	7	8	27.00	9.000
40 Bryan Corey, R ERA: 5.06	(6, 1)	0.2		2	0	1	1	0	0	0	0	0	0	0	6	10	13.50	0.000
38 Josh Banks, R ERA: 3.2	(7, 1)	1.0		5	2	1	1	0	0	0	0	0	0	1	8	14	9.00	2.000
53 Cha Seung Baek, R ERA: 5.25	(8, 1)	1.1		8	4	3	3	0	0	0	0	0	0	0	17	23	20.25	3.000

PITCHER		IP	WLS	BF	H	R	ER	SO	BB	IBB	HBP	BLK	WP	HR	S	P	ERA	WHIP
50 Joe Thatcher, L ERA: 6.75	(9, 1)	0.2		3	1	0	0	0	0	0	0	0	0	0	4	5	0.00	1.500

Atlanta Braves @ San Diego Padres

PETCO Park, San Diego, CA

Sun Jul 13 2008, 4:05 PM EDT

Att. 31,347 - Sunny - 76 F

BOTTOM

livebaseballscorecards.com

Batter	1	2	3	4	5	6	7	8	9	AB	R	H	RBI	BB	SO	LOB
12 Scott Hairston, R (1, 8) OBP: 0.305, SLG: 0.506	C FF 85 X FC 82 0-1 15 1B 5 1B 1B		C SL 82 B SL 82 S CH 76 B FF 89 C CU 72 2-3 ② K		F SL 81 B SL 80 F CH 75 F FF 89 B CH 76 X CH 76 2-2 ③ P3		S FF 94 T FF 95 S FF 95 0-3 ③ K			4	1	1	0	0	2	1
15 Luis Antonio Rodriguez, S (3, 4) OBP: 0.200, SLG: 0.154	C FF 86 B CH 75 D CH 76 B FF 87 C FF 86 X FF 87 3-2 5 1B 1-2 1B		B CU 70 F FF 85 S CH 77 B CH 75 X CH 76 2-2 ③ L4			C FF 82 X SL 80 0-1 ① G3-1		C SI 91 B FS 82 X SI 91 1-1 ① G4-3		4	0	1	0	0	0	0
23 Adrián González, L (1, 3) OBP: 0.345, SLG: 0.503	B FF 88 F SI 88 C FF 88 S CH 75 1-3 ① K			B CU 70 X CH 75 1-0 ① L9		X CH 76 0-0 ② G3		F FS 83 B SI 93 B FC 87 B SI 92 X SI 93 3-1 ② G4-3		4	0	0	0	0	1	2
5 Kevin Kouzmanoff, R (1, 5) OBP: 0.320, SLG: 0.441	X SL 83 0-0 7 G4-6-3 1-2 2-H 1B			C FC 80 C CH 75 B FF 89 B CU 73 X CH 78 2-2 33 BB 1B		C FF 84 X CH 74 0-1 HR		C FF 93 B FF 94 X FC 88 1-1 ③ F8		4	1	3	2	0	0	0
7 Chase Headley, S (1, 7) OBP: 0.302, SLG: 0.527	B CH 74 C FF 87 X CH 76 1-1 ② ③ G4-6-3 1-2f			C CH 75 B FF 88 C CU 70 S CH 75 1-3 ② K		B CH 74 S FF 87 B CU 70 B CH 75 B FF 87 4-1 BB			F FF 92 B FF 93 B SL 80 B FF 90 X FF 91 3-1 HR	3	1	1	1	1	1	3
33 Jody Gerut, L (1, 9) OBP: 0.347, SLG: 0.403		B FF 87 C FF 86 X CH 76 1-1 ① F8		B CH 75 B FC 83 C FF 86 B FC 82 B CH 75 4-1 1-2 BB		X FF 87 0-0 ③ F9			F FF 94 B FF 94 X SL 81 1-1 3B	3	0	1	0	1	0	1
3 Khalil Greene, R (1, 6) OBP: 0.264, SLG: 0.329		C FF 88 F SI 87 X CU 73 0-2 ② G6-3		B SL 83 D FC 82 X FC 81 2-0 ③ G1			B SI 94 F FF 94 B FF 95 F FF 94 X FF 95 2-2 ① G6-3		F FF 93 B FF 95 B SL 84 S SL 81 F FF 94 X SL 85 2-2 ① P6	4	0	0	0	0	0	3
4 Nick Hundley, R (1, 2) OBP: 0.238, SLG: 0.263		X FC 82 0-0 ③ P3			C FF 82 B CH 74 B SL 81 F SL 79 F FC 84 F CU 71 B FF 89 F SL 80 X FF 86 3-2 ① P6		C FF 95 B CH 84 C CH 84 X FF 96 1-2 G3 1B		C SL 79 F SL 84 S FF 94 0-3 ② K	4	0	1	0	0	1	1
Randy Wolf, L (1, 1) OBP: 0.194, SLG: 0.176 43 Cla Meredith, R (6, 1) 40 Bryan Corey, R (6, 1) 38 Josh Banks, R (7, 1) OBP: 0.154, SLG: 0.083 Tony Clark, S (7, PH) OBP: 0.374, SLG: 0.307 53 Cha Seung Baek, R (8, 1) OBP: 0.200, SLG: 0.222 50 Joe Thatcher, L (9, 1) Chip Ambres, R (9, PH) OBP: 0.333, SLG: 0.200			B FF 86 X FF 86 1-0 ① G3		C CH 75 B CH 75 C CU 70 S CH 74 1-3 ② K		B FF 94 X CH 83 1-0 ② G3 1-2		B FF 95 B SL 82 C FF 94 F FF 94 F FF 95 S SL 85 2-3 ③ K2-3	2 0 0 0 1 0 0	0 0 0 0 0 0 0	0 0 0 0 0 0 0	0 0 0 0 0 0 0	0 0 0 0 0 0 0	1 0 0 0 1 0 0	0 0 0 0 1 0 0
Inning Stats	R: 1 E: 0 K: 1 S: 11 H: 3 LOB: 1 BB: 0 P: 16	R: 0 E: 0 K: 0 S: 6 H: 0 LOB: 0 BB: 0 P: 7	R: 0 E: 0 K: 1 S: 7 H: 0 LOB: 0 BB: 0 P: 12	R: 0 E: 0 K: 1 S: 9 H: 1 LOB: 2 BB: 1 P: 19	R: 0 E: 0 K: 1 S: 13 H: 0 LOB: 0 BB: 0 P: 19	R: 1 E: 0 K: 0 S: 7 H: 1 LOB: 1 BB: 1 P: 11	R: 0 E: 0 K: 1 S: 10 H: 1 LOB: 1 BB: 0 P: 14	R: 0 E: 0 K: 0 S: 6 H: 0 LOB: 0 BB: 0 P: 11	R: 1 E: 0 K: 2 S: 15 H: 2 LOB: 1 BB: 0 P: 23	1B: 5 2B: 0 3B: 1 HR: 2	SF: 0 SAC: 0 DP: 1 HBP: 0			WP: 0 PB: 0 SB: 0 CS: 0	PA: 36	

PITCHER		IP	WLS	BF	H	R	ER	SO	BB	IBB	HBP	BLK	WP	HR	S	P	ERA	WHIP
57 Jorge Campillo, R ERA: 3.06	(1, 1)	6.0	W	24	5	2	2	4	2	0	0	0	0	1	53	84	3.00	1.167
56 Blaine Boyer, R ERA: 3.93	(7, 1)	1.0		4	1	0	0	1	0	0	0	0	0	0	10	14	0.00	1.000
15 Tim Hudson, R ERA: 3.13	(8, 1)	1.0		3	0	0	0	0	0	0	0	0	0	0	6	11	0.00	0.000
51 Michael Gonzalez, L ERA: 2.53	(9, 1)	1.0		5	2	1	1	2	0	0	0	0	0	1	15	23	9.00	2.000

PITCHER	IP	WLS	BF	H	R	ER	SO	BB	IBB	HBP	BLK	WP	HR	S	P	ERA	WHIP

AB	34
R	3
H	8
RBI	3
BB	2
SO	7
LOB	13

Washington Nationals @ Atlanta Braves

Turner Field, Atlanta, GA

Fri Jul 18 2008, 7:30 PM EDT

Att. 39,861 - Partly Cloudy - 87 F

TOP

livebaseballscorecards.com

Batter	1	2	3	4	5	6	7	8	9	AB	R	H	RBI	BB	SO	LOB
22 Willie Harris, L (1, 8) OBP: 0.343, SLG: 0.389	G6-3		P6		1B		BB		2B	4	1	2	0	1	0	1
Paul Lo Duca, R (1, 3) OBP: 0.307, SLG: 0.275	F9		1B		G4-3		G6-3		G4-3	5	0	1	2	0	0	4
15 Cristian Guzman, S (1, 6) OBP: 0.341, SLG: 0.423	P6		F8			G3	1B		HBP	4	0	1	1	0	0	1
25 Austin Kearns, R (1, 9) OBP: 0.314, SLG: 0.300		G4-3	K			2B	G1-5-3		F9	5	1	1	0	0	1	3
Johnny Estrada, S (1, 2) OBP: 0.200, SLG: 0.163		G3-1	F8			G4-3		G6-3		4	0	0	0	0	0	1
10 Ronnie Belliard, R (1, 4) OBP: 0.330, SLG: 0.467		K	G5-3			1B		K		4	0	1	1	0	2	0
5 Kory Casto, L (1, 5) OBP: 0.304, SLG: 0.329			2B		P6	F7		K		4	1	1	0	0	1	1
Ryan Langerhans, L (1, 7) OBP: 0.317, SLG: 0.278			1B		G5-3		3B		F8	4	2	2	1	0	0	0
Tim Redding, R (1, 1) OBP: 0.242, SLG: 0.200			SH1-6-4		1B		SF8		G4-3	0	0	0	0	0	0	0
Pete Orr, L (5, PH) OBP: 0.211, SLG: 0.263										1	0	1	0	0	0	0
57 Jason Bergmann, R (5, 1)										0	0	0	0	0	0	0
3 Jesus Flores, R (7, PH) OBP: 0.325, SLG: 0.433										0	0	0	1	0	0	0
Charlie Manning, L (7, 1)										0	0	0	0	0	0	0
Felipe Lopez, S (9, PH) OBP: 0.310, SLG: 0.314										1	1	1	0	0	0	0
Inning Stats	R: 0 E: 0 K: 0 S: 5 H: 0 LOB: 0 BB: 0 P: 9	R: 0 E: 0 K: 1 S: 6 H: 0 LOB: 0 BB: 0 P: 7	R: 2 E: 0 K: 0 S: 12 H: 3 LOB: 1 BB: 0 P: 19	R: 0 E: 0 K: 1 S: 5 H: 0 LOB: 0 BB: 0 P: 7	R: 0 E: 0 K: 0 S: 7 H: 2 LOB: 2 BB: 0 P: 14	R: 1 E: 0 K: 0 S: 8 H: 2 LOB: 1 BB: 0 P: 11	R: 2 E: 0 K: 0 S: 11 H: 2 LOB: 1 BB: 1 P: 24	R: 0 E: 0 K: 2 S: 8 H: 0 LOB: 0 BB: 0 P: 12	R: 1 E: 0 K: 0 S: 12 H: 2 LOB: 2 BB: 0 P: 20	1B: 7 2B: 3 3B: 1 HR: 0 SF: 1 SAC: 1 DP: 0 HBP: 1	WP: 0 PB: 0 SB: 1 CS: 0 PA: 40					

	AB	36
	R	6
	H	11
	RBI	6
	BB	1
	SO	4
	LOB	11

PITCHER		IP	WLS	BF	H	R	ER	SO	BB	IBB	HBP	BLK	WP	HR	S	P	ERA	WHIP
15 Tim Hudson, R ERA: 3.31	(1, 1)	6.2	W	30	9	5	5	2	1	0	0	0	0	0	52	88	6.75	1.500
56 Blaine Boyer, R ERA: 3.86	(7, 1)	1.0	H	3	0	0	0	1	0	0	0	0	0	0	7	10	0.00	0.000
Will Ohman, L ERA: 2.75	(8, 1)	0.1	H	1	0	0	0	1	0	0	0	0	0	0	3	5	0.00	0.000
51 Michael Gonzalez, L ERA: 3.09	(9, 1)	1.0	S	6	2	1	1	0	0	0	1	0	0	0	12	20	9.00	2.000

PITCHER		IP	WLS	BF	H	R	ER	SO	BB	IBB	HBP	BLK	WP	HR	S	P	ERA	WHIP

BOTTOM

Washington Nationals @ Atlanta Braves

Turner Field, Atlanta, GA

Fri Jul 18 2008, 7:30 PM EDT

Att. 39,861 - Partly Cloudy - 87 F

livebaseballscorecards.com

Batter	1	2	3	4	5	6	7	8	9	AB	R	H	RBI	BB	SO	LOB
1 Grégor Blanco, L (1, 7) OBP: 0.355, SLG: 0.311	C FF 88 F FF 88 F SL 84 T FF 90 0-2 ① K		C FF 87 B SL 84 B FF 89 B FF 89 B FF 88 4-1 10 1B 16 2B BB	L FF 88 F CU 75 B FF 88 B SL 84 C FF 87 2-3 ① K		X FF 90 0-0 ② F9				3	1	0	0	1	2	2
2 Kelly Johnson, L (1, 4) OBP: 0.345, SLG: 0.429	C FF 89 X CU 78 0-1 ② G3		T FF 88 1 SAFE X CH 80 0-1 ① F9	B CH 82 C FF 87 B FF 88 X CH 82 2-1 ② FC5-4 10 S 1-2f		B CU 76 F FF 91 B FF 91 X FF 90 2-1 10 E 10 S 2-H 1B				4	0	1	1	0	0	2
10 Chipper Jones, S (1, 5) OBP: 0.472, SLG: 0.611	B CU 77 X FF 90 1-0 ③ G4-3		C FF 86 1 SAFE X FF 88 0-1 BB 16 2B 1-3 1B	B CU 76 C CH 80 B CU 76 B SL 85 F CH 82 B FF 90 4-2 1-2 BB		C SL 85 B SL 83 C FF 91 X CU 78 1-2 ③ L4 1-3				3	1	1	0	1	0	1
Mark Teixeira, S (1, 3) OBP: 0.377, SLG: 0.487		C FF 89 C FF 89 B SL 83 F SL 84 B FF 88 B FF 90 X FF 89 3-2 16 F9 1 2B 2B	B FF 90 B CU 77 B CH 81 C FF 89 F SL 80 B SL 85 4-2 16 2B 1-2 BB	X FF 88 0-0 ③ F8			C SI 86 B FF 85 B FF 86 B SI 85 F SI 87 B SI 88 4-2 7 G5-4-3 BB			2	2	1	0	2	0	2
16 Brian McCann, L (1, 2) OBP: 0.376, SLG: 0.562		B CU 77 B CU 76 F FF 90 X FF 90 2-1 ① F9 2-3	F CU 77 B CH 83 X CH 81 1-1 1B 1-H 2-H 3-H 2B		F FF 91 F FF 91 X CU 76 0-2 ① G3		B FF 86 C FF 84 B CU 76 F FF 85 X CU 77 2-2 ① F9			4	1	1	3	0	0	2
7 Jeff Francoeur, R (1, 9) OBP: 0.284, SLG: 0.372		H FF 88 1-0 1 2B HBP	S SL 84 B SL 83 B FF 89 C SL 83 B FF 91 F SL 84 S FF 90 3-3 ② K		B FF 91 S SL 86 X SL 88 1-1 ② P3		B SI 87 F FF 86 X FF 87 1-1 ② ③ G5-4-3 1-2f			3	1	0	0	0	1	2
Mark Kotsay, L (1, 8) OBP: 0.328, SLG: 0.392		F SI 88 F FF 88 B FF 90 B SL 85 F FF 89 X SL 84 2-2 ② F7	F FF 89 S CU 77 B FF 90 B SL 83 X FF 89 2-2 3-H 1B		F FF 92 C CU 77 X FF 92 0-2 ③ F9			B FF 84 S FF 85 S CU 78 F CU 76 B FF 86 X CU 77 2-2 ① G3		4	0	1	1	0	0	2
1 Brent Lillibridge, R (1, 6) OBP: 0.279, SLG: 0.452		F SL 84 C FF 91 F FF 91 X SL 84 0-2 1-H 3-H 2B	B FF 88 X CH 79 1-0 ③ F7		M FF 91 B FF 91 B FF 90 S SL 85 F SL 85 B FF 92 F FF 91 X SL 86 3-2 15 SH3 2 1B 1B			C SI 86 F SI 84 B FF 85 B FF 84 F CU 76 B SI 86 F FF 87 X FF 85 3-2 ② G3		4	1	2	2	0	0	1
15 Tim Hudson, R (1, 1) OBP: 0.154, SLG: 0.158 56 Blaine Boyer, R (7, 1) Will Ohman, L (8, 1) 14 Martín Prado, R (8, PH) OBP: 0.353, SLG: 0.390 51 Michael Gonzalez, R (9, 1)		S FF 89 C FF 90 F FF 90 B FF 91 F CU 75 F FF 90 F SL 82 X CU 76 1-2 ③ P5		X FF 85 0-0 2 FC5-4 1B		X FF 90 0-0 ① SH3 1-2		X SI 85 0-0 ③ F8		2 0 0 1 0	0 0 0 0 0	1 0 0 0 0	0 0 0 0 0	0 0 0 0 0	0 0 0 0 0	1 0 0 0 0
Inning Stats	R: 0 E: 0 K: 1 S: 7 H: 0 LOB: 0 BB: 0 P: 8	R: 2 E: 0 K: 0 S: 21 H: 2 LOB: 1 BB: 0 P: 30	R: 4 E: 0 K: 1 S: 17 H: 3 LOB: 1 BB: 2 P: 32	R: 0 E: 0 K: 1 S: 9 H: 1 LOB: 2 BB: 1 P: 17	R: 0 E: 0 K: 0 S: 8 H: 0 LOB: 0 BB: 0 P: 9	R: 1 E: 0 K: 0 S: 12 H: 2 LOB: 1 BB: 0 P: 18	R: 0 E: 0 K: 0 S: 7 H: 0 LOB: 0 BB: 1 P: 14	R: 0 E: 0 K: 0 S: 10 H: 0 LOB: 0 BB: 0 P: 15		1B: 5 2B: 3 3B: 0 HR: 0	SF: 0 SAC: 1 DP: 1 HBP: 1		WP: 0 PB: 0 SB: 2 CS: 0	PA: 36	

	AB	30
	R	7
	H	8
	RBI	7
	BB	4
	SO	3
	LOB	15

PITCHER	IP	WLS	BF	H	R	ER	SO	BB	IBB	HBP	BLK	WP	HR	S	P	ERA	WHIP
Tim Redding, R (1, 1) ERA: 4.17	4.0	L	22	6	6	6	3	3	0	1	0	0	0	54	87	13.50	2.250
57 Jason Bergmann, R (5, 1) ERA: 4.03	2.0		8	2	1	1	0	0	0	0	0	0	0	20	27	4.50	1.000
Charlie Manning, L (7, 1) ERA: 4.64	2.0		6	0	0	0	0	1	0	0	0	0	0	17	29	0.00	0.500

PITCHER	IP	WLS	BF	H	R	ER	SO	BB	IBB	HBP	BLK	WP	HR	S	P	ERA	WHIP

Washington Nationals @ Atlanta Braves

Turner Field, Atlanta, GA

Sat Jul 19 2008, 7:00 PM EDT

Att. 43,285 - Partly Cloudy - 88 F

livebaseballscorecards.com

Batter	1	2	3	4	5	6	7	8	9	AB	R	H	RBI	BB	SO	LOB
22 Willie Harris, L (1, 8) OBP: 0.350, SLG: 0.409	B FF 90 X FF 89 1-0 ① F8		C FF 90 X FF 92 0-1 S 2B 1B	S SI 92 B CH 85 F CH 84 B FF 92 X SI 92 2-2 ③ G4-3			S CH 83 B CH 84 B SI 92 B CH 84 S CH 84 X SI 92 3-2 15 1B 2-H 3B	B CU 72 B SI 87 C SI 88 B SI 88 X SI 88 3-1 1B 15 SF9 1-3 3-H 1B		5	3	3	2	0	0	1
Paul Lo Duca, R (1, 3) OBP: 0.311, SLG: 0.290	B SI 91 S FF 91 C SI 92 S CH 84 1-3 ② K		1 SAFE B SI 91 1 SAFE 1 SAFE F SI 90 C CH 84 F SL 81 X SI 93 1-2 15 3B 1-H 2B		C SL 78 C SI 92 S SI 94 0-3 ① K		S FF 90 B FF 90 X FF 90 1-1 ② F9	B FF 88 C FF 90 X SL 82 1-1 2-3 3-H 1B		5	1	2	2	0	2	1
15 Cristian Guzman, S (1, 6) OBP: 0.342, SLG: 0.428	B FF 92 B CH 84 C FF 91 C SI 92 B CH 85 X FF 93 3-2 ③ G6-3		B CH 85 X CH 84 1-0 25 SF9 2-H 3B		X SI 92 0-0 ② G4-3		C FF 90 X FF 91 0-1 1B 25 1B 3-H 1B	X FF 89 0-0 ② SF9 3-H		4	1	2	3	0	0	0
25 Austin Kearns, R (1, 9) OBP: 0.316, SLG: 0.304		B SI 90 B FF 91 C SI 91 B SI 91 X FF 91 3-1 5 BB 10 1B 1B	C SL 82 B SI 92 X CH 83 1-1 ① SF9 3-H		C SI 93 B CH 84 B FF 91 F CH 84 S SL 79 2-3 ③ K		X FF 89 0-0 1B 1-2 1B	C SL 82 X FF 89 0-1 ③ L4		4	0	2	1	0	1	1
Johnny Estrada, S (1, 2) OBP: 0.204, SLG: 0.170 52 Saul Rivera, S (7, 1) Luis Ayala, R (8, 1) Felipe Lopez, S (9, PH) OBP: 0.309, SLG: 0.313 Jon Rauch, R (9, 1)		1 SAFE B SI 91 B CH 83 C FF 91 S CH 82 X SI 91 2-2 ① L5	X CH 82 0-0 ② P3			C SI 90 B CH 83 X CH 83 1-1 ① P6	C FF 90 F FF 91 X FF 92 0-2 1-2 2-3 1B		C SI 90 F CH 82 B SI 92 B SL 78 X CH 83 2-2 ① L3	4 0 0 1 0	0 0 0 0 0	1 0 0 0 0	0 0 0 0 0	0 0 0 0 0	0 0 0 0 0	1 0 0 0 0
10 Ronnie Belliard, R (1, 4) OBP: 0.327, SLG: 0.459		C SI 91 X CH 84 0-1 5 BB 1-2 1B	X SL 80 0-0 ③ P4			C SI 92 B SI 91 X SI 92 1-1 ② G3	C FF 92 B SL 88 F FF 91 S FF 92 1-3 ③ K		B SI 91 S CH 83 F SI 92 S SL 82 1-3 ② K	5	0	1	0	0	2	3
5 Kory Casto, L (1, 5) OBP: 0.298, SLG: 0.311		B SI 92 B CH 83 B SI 92 B FF 92 4-0 1-2 2-3 BB	C SI 90 C SI 91 X CH 84 0-2 ① F8		B FF 92 X CH 85 1-0 ③ G3			F SI 86 B SI 87 S SI 87 S CU 73 1-3 ① K	B CH 83 C CH 84 F CH 84 B SL 82 B SI 92 X CH 82 3-2 ③ G4-3	4	0	0	0	1	1	0
Ryan Langerhans, L (1, 7) OBP: 0.356, SLG: 0.359		C SI 91 F FF 92 F CH 84 S CH 85 0-3 ② K	F FF 92 B CH 84 C FF 92 B FF 93 B SI 91 X SI 91 3-2 2B				L CH 83 B CH 83 X SI 91 1-1 22 3B 2B	B CU 71 B SI 88 C SI 88 B SI 87 B SI 87 4-1 23 1B 22 1B BB		3	2	2	0	1	1	3
31 John Lannan, L (1, 1) OBP: 0.138, SLG: 0.038 Pete Orr, L (7, PH) OBP: 0.200, SLG: 0.250 23 Wil Nieves, R (7, 2) OBP: 0.319, SLG: 0.349		B SI 91 X FF 91 1-0 ③ L5	B FF 93 F SI 91 F CH 84 S FF 92 1-3 ② K				B FF 92 B FF 91 L FF 90 L FF 91 F SI 92 X CH 84 2-2 ① G5-3	X SI 87 0-0 22 1B 1-3 1B 1B		2 1 1	0 0 1	0 0 1	0 0 0	0 0 0	1 0 0	4 1 0
Inning Stats	R: 0 E: 0 K: 1 S: 7 H: 0 LOB: 0 BB: 0 P: 12	R: 0 E: 0 K: 1 S: 12 H: 2 LOB: 3 BB: 1 P: 22	R: 3 E: 0 K: 0 S: 11 H: 3 LOB: 0 BB: 0 P: 14	R: 0 E: 0 K: 1 S: 12 H: 1 LOB: 1 BB: 0 P: 18	R: 0 E: 0 K: 2 S: 7 H: 0 LOB: 0 BB: 0 P: 9	R: 0 E: 0 K: 0 S: 5 H: 0 LOB: 0 BB: 0 P: 8	R: 2 E: 0 K: 1 S: 20 H: 5 LOB: 3 BB: 0 P: 28	R: 3 E: 0 K: 1 S: 12 H: 3 LOB: 1 BB: 1 P: 21	R: 0 E: 0 K: 1 S: 9 H: 0 LOB: 0 BB: 0 P: 15	1B: 9 2B: 3 3B: 2 HR: 0 SF: 2 SAC: 0 DP: 0 HBP: 0						

	AB	39
	R	8
	H	14
	RBI	8
	BB	2
	SO	8
	LOB	15

WP: 0 PB: 0 SB: 1 CS: 0 PA: 43

PITCHER		IP	WLS	BF	H	R	ER	SO	BB	IBB	HBP	BLK	WP	HR	S	P	ERA	WHIP
49 Jair Jurrjens, R ERA: 3.22	(1, 1)	6.1	L	28	8	5	5	5	1	0	0	0	0	0	63	98	7.11	1.421
38 Buddy Carlyle, R ERA: 1.52	(7, 1)	0.2		5	3	0	0	1	0	0	0	0	0	0	11	13	0.00	4.500
Royce Ring, L ERA: 4.82	(8, 1)	0.1		4	2	3	3	1	1	0	0	0	0	0	7	15	81.00	9.000
Vladimir Nunez, R ERA:	(8, 1)	0.2		3	1	0	0	0	0	0	0	0	0	0	5	6	0.00	1.500
Julian Tavarez, R ERA: 7.17	(9, 1)	1.0		3	0	0	0	1	0	0	0	0	0	0	9	15	0.00	0.000

PITCHER	IP	WLS	BF	H	R	ER	SO	BB	IBB	HBP	BLK	WP	HR	S	P	ERA	WHIP

BOTTOM

Washington Nationals @ Atlanta Braves

Turner Field, Atlanta, GA

Sat Jul 19 2008, 7:00 PM EDT
Att. 43,285 - Partly Cloudy - 88 F

livebaseballscorecards.com

Batter	1	2	3	4	5	6	7	8	9	AB	R	H	RBI	BB	SO	LOB
1 Grégor Blanco, L (1, 8) OBP: 0.359, SLG: 0.316	B FF 87 B FF 88 C FF 87 F FF 88 X FF 89 2-2 14 FC5-4 1B		C FF 88 X FF 88 0-1 14 CS 1B		B FF 86 C FF 86 X FF 87 1-1 10 E 1B 1-2		C FC 88 B FC 88 X FC 89 1-1 ① F9		B FF 91 X FF 90 1-0 ③ L8	5	0	3	0	0	0	0
14 Martín Prado, R (1, 4) OBP: 0.333, SLG: 0.365	B SI 87 B SI 87 C SI 87 X CH 82 2-1 ① FC5-4 1-2f		C CU 72 1 SAFE 0-1 ③ CS 1-2	C FF 88 B CH 80 F CH 82 X FF 88 1-2 ① G6-3	F SI 88 S SL 78 B CU 76 B FF 87 S CU 77 2-3 ② K		F FF 89 F FF 90 F FC 85 B SL 85 F FF 89 S FC 85 1-3 ② K			4	0	0	0	0	2	3
10 Chipper Jones, S (1, 5) OBP: 0.470, SLG: 0.607	C SI 88 B FF 87 S CU 76 F FF 87 1 SAFE B CU 76 C SI 87 2-3 ② K			B CU 71 B CH 82 B FF 88 C SI 87 X SI 87 3-1 ② G6-3	X SI 88 0-0 E9 1-3 2-H 1B		B FF 89 F FF 89 F FC 90 B FC 90 X FC 86 2-2 ③ G3-1			4	0	1	1	0	1	1
Mark Teixeira, S (1, 3) OBP: 0.378, SLG: 0.486	C SI 88 B FF 88 X SI 88 1-1 ③ F8			X SI 88 0-0 16 1B 1B	B FF 88 C SI 89 B CU 77 C CU 76 B FF 89 B CU 76 4-2 BB			C FF 91 S CH 86 S CH 86 0-3 ① K		3	0	1	0	1	1	1
16 Brian McCann, L (1, 2)		B FF 87 B FF 89 B FF 87 C FF 87 B FF 89 4-1 G6-3 S BB	D CU 77 F SI 86 C CU 75 B CU 76 F CU 76 F FF 87 B FF 87 F CU 74 F FF 88 3-2 X FF 89 7 HBP 1-3 1B		B SI 87 C FF 90 X FF 88 1-1 ③ L9			F FF 92 X FF 91 0-1 E4 7 G6-4-3		3	0	1	0	1	0	3
7 Jeff Francoeur, R (1, 9) OBP: 0.286, SLG: 0.371		B SI 87 S CU 72 F FF 87 S CU 75 1-3 ① K	F CU 76 H FF 88 1-1 1-2 HBP			B SI 88 B SI 88 X SI 88 2-0 1B		B SI 91 C SL 85 F SL 85 F FF 91 F FF 90 F CH 87 X SL 85 1-2 ② ③ G6-4-3 1-2f		3	0	1	0	0	1	2
Greg Norton, S (1, 7) OBP: 0.322, SLG: 0.380		B SI 86 D CH 82 F SI 84 F SI 86 B FF 87 X FF 88 3-2 ② ③ G6-3 1-3	B FF 89 B SI 86 C FF 88 B CH 81 F SI 88 F SI 88 X SI 89 3-2 ③ F8			X CH 82 0-0 ① P6			C SL 87 C SL 82 B SL 82 X FF 91 1-2 HR	4	1	1	1	0	0	5
1 Brent Lillibridge, R (1, 6) OBP: 0.255, SLG: 0.413			C FF 86 B SI 86 F FF 86 F SI 89 B FF 90 B CU 74 X FF 88 3-2 ① F8		X SI 85 0-0 ① F8	B CH 84 B SI 87 C SI 87 1 SAFE C CU 72 S SL 78 2-3 ② K			B FF 90 F FF 92 C SL 85 S CU 73 1-3 ① K	4	0	0	0	0	2	1
49 Jair Jurrjens, R (1, 1) OBP: 0.220, SLG: 0.143 38 Buddy Carlyle, L (7, 1) OBP: 0.333, SLG: 0.200 Royce Ring, L (8, 1) Vladimir Nunez, R (8, 1) Julian Tavarez, L (9, 1) 8 Ruben Gotay, S (9, PH) OBP: 0.306, SLG: 0.320			X FF 87 0-0 ② G6-3		B SI 85 B FF 86 B SI 87 B SI 86 4-0 1 1B 10 E BB	X FF 87 0-0 ③ P4			C FF 90 F FF 91 F CU 76 X FF 92 0-2 ② F8	2 0 0 0 0 1	1 0 0 0 0 0	0 0 0 0 0 0	0 0 0 0 0 0	1 0 0 0 0 0	0 0 0 0 0 0	1 0 0 0 0 0
Inning Stats	R: 0 E: 0 K: 1 S: 11 H: 1 LOB: 1 BB: 0 P: 18	R: 0 E: 0 K: 1 S: 7 H: 0 LOB: 1 BB: 1 P: 15	R: 0 E: 0 K: 0 S: 8 H: 1 LOB: 0 BB: 0 P: 11	R: 0 E: 0 K: 0 S: 18 H: 2 LOB: 3 BB: 0 P: 29	R: 1 E: 1 K: 1 S: 11 H: 2 LOB: 3 BB: 2 P: 23	R: 0 E: 0 K: 1 S: 6 H: 1 LOB: 1 BB: 0 P: 10	R: 0 E: 0 K: 1 S: 10 H: 0 LOB: 0 BB: 0 P: 14	R: 0 E: 1 K: 1 S: 11 H: 0 LOB: 0 BB: 0 P: 12	R: 1 E: 0 K: 1 S: 11 H: 1 LOB: 0 BB: 0 P: 14	1B: 7 2B: 0 3B: 0 HR: 1	SF: 0 SAC: 0 DP: 1 HBP: 1	WP: 0 PB: 0 SB: 1 CS: 1	PA: 38				

	AB	33
	R	2
	H	8
	RBI	2
	BB	3
	SO	7
	LOB	17

PITCHER		IP	WLS	BF	H	R	ER	SO	BB	IBB	HBP	BLK	WP	HR	S	P	ERA	WHIP
31 John Lannan, L ERA: 3.29	(1, 1)	6.0	W	27	7	1	1	4	3	0	1	0	0	0	61	106	1.50	1.667
52 Saul Rivera, R ERA: 3.34	(7, 1)	1.0		3	0	0	0	1	0	0	0	0	0	0	10	14	0.00	0.000
Luis Ayala, R ERA: 5.32	(8, 1)	1.0		3	0	0	0	1	0	0	0	0	0	0	11	12	0.00	0.000
Jon Rauch, R ERA: 2.98	(9, 1)	1.0		4	1	1	1	1	0	0	0	0	0	1	11	14	9.00	1.000

PITCHER	IP	WLS	BF	H	R	ER	SO	BB	IBB	HBP	BLK	WP	HR	S	P	ERA	WHIP

Batter	1	2	3	4	5	6	7	8	9	AB	R	H	RBI	BB	SO	LOB
22 Willie Harris, L (1, 8) OBP: 0.366, SLG: 0.433	B B FF 90 B FF 90 C FF 91 B FF 91 4-1 G5-4-3 BB	S SL 81 C FF 91 X SL 81 0-2 E9 1-3 2-H 3-H 1B	B SI 89 B SL 84 F FF 87 B FF 89 B FF 88 4-1 1-2 2-3 3-H BB	F FF 89 B FF 90 X SL 84 1-1 3-H HR		B FF 87 B CH 80 C CH 81 B SL 79 F SI 89 F CH 82 B FF 89 4-2 15 G3 1B BB		B SI 88 B SI 88 C SI 90 X SI 90 2-1 ① G3		3	1	2	5	3	0	0
Paul Lo Duca, R (1, 3) OBP: 0.304, SLG: 0.283	1 SAFE C FF 90 B SL 82 X CH 82 1-1 ① ② G5-4-3 1-2f	B CH 82 B SI 91 C CH 82 X CU 71 2-1 ③ F7	B FF 89 C SL 83 F FF 90 F SL 85 F FF 89 X FF 91 1-2 ③ G6-3	X FF 88 0-0 ③ F9		C SL 81 B SL 82 C FF 89 X SL 81 1-2 15 G3 1-2 1B		C SI 92 X CH 84 0-1 ② G6-3		6	0	1	0	0	0	6
15 Cristian Guzman, S (1, 6) OBP: 0.339, SLG: 0.423 Jesus Colome, R (9, 1)	C CU 72 B CU 71 B FF 92 B CH 84 F SI 92 X FF 92 3-2 ③ P4		B SI 88 F CU 70 S SL 80 C SI 90 1-3 ① K	H SL 86 1-0 25 HR HBP	B SI 87 B CH 79 S CH 80 B SI 87 X SI 88 3-1 ① F8	B CH 81 B SI 90 X SI 89 2-0 ② G3 1-2 2-3		C SL 81 X CH 84 0-1 ③ G4-3		5 0	1 0	0 0	0 0	1 0	0 0	2 0
25 Austin Kearns, R (1, 9) OBP: 0.325, SLG: 0.332		B SI 90 X CH 81 1-0 3 1B 10 BB BB 1B	B SI 90 S SL 80 B CU 78 B SI 90 F SI 90 B SI 90 4-2 10 1B 3 1B BB	B FF 87 X SL 83 1-0 1-H HR	B FF 88 B SL 80 F SL 80 X SL 79 2-1 3 1B 2B	X SL 83 0-0 ③ L9			B SI 84 B SI 84 F SI 83 X SI 85 2-1 E6 3 1B SF9	5	5	3	2	1	0	2
10 Ronnie Belliard, R (1, 5) OBP: 0.337, SLG: 0.457		B CU 70 C SI 91 B SI 90 B FF 90 B SI 91 4-1 3 1B BB BB 1-2 FC5-2 BB	B F CH 81 C SI 90 X CU 79 1-2 3 1B 1B 1-2 1B	S FF 89 C FF 89 B FF 90 B SL 84 X FF 90 2-2 ① G6-3	C SL 81 B FF 90 B SL 81 C FF 89 S SL 82 3-3 ② K		B SI 87 B FF 88 C SL 79 B FF 89 B FF 88 4-1 3 FC1-4 BB		B CU 70 B SI 84 B FF 85 S SI 83 B SI 84 4-1 3 1B BB	3	1	1	0	3	1	1
3 Jesus Flores, R (1, 2) OBP: 0.340, SLG: 0.446		B SI 91 X CH 82 1-0 FC5-2 22 1B BB 1-2 2-3 1B	B CU 70 S CU 78 X SI 90 1-1 1B 1B 1-2 2-H FC1-2 1B	F FF 90 B FF 90 X SL 85 1-1 1B 1B FC3-2 1B	B FF 90 S SL 82 S SL 81 B SL 82 X FF 90 2-2 2-H 2B 1B		C SL 80 B SL 80 X SL 80 1-1 ① FC1-4 G3 E 1-2f		C SI 85 F CH 75 X SI 87 0-2 1-2 2-3 1B	6	2	5	2	0	0	1
Felipe Lopez, S (1, 4) OBP: 0.315, SLG: 0.322 (9, 6)		D CU 71 B FF 90 B SI 92 B FF 91 4-0 22 1B FC5-2 1-2 2-3 3-H BB	B SI 90 F CH 81 C SL 80 X SL 80 1-2 FC1-2 22 BB 1B 1-2 2-3 1B	C SI 89 D CH 80 S CH 78 X FF 90 1-2 1B E 1-2 1B	B CH 81 C SI 90 D CH 83 X CH 83 2-1 1-H 2B		X SL 88 0-0 FC4 G3 1-2		F SI 86 B CU 71 F SI 86 X SI 86 1-2 ① SF9 3-H	4	3	3	3	1	0	1
Ryan Langerhans, L (1, 7) OBP: 0.353, SLG: 0.356		C FF 89 B SL 82 X SL 80 1-1 ① P6	D SL 81 C SI 90 F FF 90 B CU 71 X SL 80 2-2 22 BB FC1-2 1-2 2-3 3-H 1B	C FF 88 B CH 80 F SL 85 B SL 86 X SL 84 2-2 E 1-2 2-3 1B	B SI 90 C SI 89 X CH 84 1-1 ③ G4-3		B CH 81 B SI 89 B CH 82 C SI 88 X SI 88 3-1 ② G3 1-2 2-3		B CU 71 S CU 69 B SI 87 X CU 70 2-1 ② P6	6	1	2	1	0	0	8
Odalis Perez, L (1, 1) OBP: 0.214, SLG: 0.250 Johnny Estrada, S (6, PH) OBP: 0.200, SLG: 0.167 59 Steven Shell, R (6, 1) Charlie Manning, L (7, 1) 38 Joel Hanrahan, R (8, 1) Pete Orr, L (9, PH) OBP: 0.190, SLG: 0.238 (9, 4)		F FF 90 X FF 90 0-1 ② FC5-2 22 E 22 1B 1-2 2-3 3-Hf	X SI 87 0-0 ② FC1-2 22 BB 1-2 2-3 3-Hf	X FF 90 0-0 ② FC3-2 22 HR 1-H 2-H 3-Hf		B SI 87 B SI 88 X SI 89 2-0 ① G3-1	B SI 89 B SI 89 S SI 90 X SI 90 2-1 ③ G6-3		X SI 85 0-0 ③ G3	3 1 1 0 0 1	1 0 0 0 0 0	0 0 0 0 0 0	0 0 0 0 0 0	0 0 0 0 0 0	7 0 2 0 0 2	0 0 0 0 0 0

Inning Stats	1	2	3	4	5	6	7	8	9
	R: 0 E: 0 K: 0 S: 6 H: 0 LOB: 0 BB: 1 P: 14	R: 3 E: 1 K: 0 S: 12 H: 3 LOB: 2 BB: 2 P: 25	R: 3 E: 0 K: 1 S: 23 H: 4 LOB: 3 BB: 2 P: 38	R: 6 E: 1 K: 0 S: 16 H: 5 LOB: 0 BB: 0 P: 25	R: 2 E: 0 K: 1 S: 14 H: 3 LOB: 1 BB: 0 P: 27	R: 0 E: 0 K: 0 S: 9 H: 1 LOB: 2 BB: 1 P: 18	R: 0 E: 1 K: 0 S: 8 H: 0 LOB: 2 BB: 1 P: 18	R: 0 E: 0 K: 0 S: 6 H: 0 LOB: 0 BB: 0 P: 8	R: 1 E: 1 K: 0 S: 12 H: 1 LOB: 2 BB: 1 P: 21

1B: 13 SF: 1
2B: 2 SAC: 0
3B: 0 DP: 1
HR: 2 HBP: 1

WP: 0 PA: 54
PB: 0
SB: 0
CS: 0

PITCHER		IP	WLS	BF	H	R	ER	SO	BB	IBB	HBP	BLK	WP	HR	S	P	ERA	WHIP
37 Jo-Jo Reyes, L ERA: 4.95	(1, 1)	2.1	L	17	7	6	6	1	4	0	0	0	0	0	34	65	23.14	4.714
38 Buddy Carlyle, R ERA: 3.16	(3, 1)	1.2		12	5	6	6	0	1	0	1	0	0	2	23	37	32.40	3.600
Vladimir Nunez, R ERA: 3.86	(5, 1)	3.0		16	4	2	2	1	2	0	0	0	0	0	31	63	6.00	2.000
Julian Tavarez, R ERA: 6.85	(8, 1)	1.0		3	0	0	0	0	0	0	0	0	0	0	6	8	0.00	0.000
Royce Ring, L ERA: 4.58	(9, 1)	1.0		6	1	1	0	0	1	0	0	0	0	0	12	21	0.00	2.000

PITCHER	IP	WLS	BF	H	R	ER	SO	BB	IBB	HBP	BLK	WP	HR	S	P	ERA	WHIP

TOP

Washington Nationals @ Atlanta Braves

Turner Field, Atlanta, GA

Sun Jul 20 2008, 1:30 PM EDT
Att. 29,320 - Sunny - 92 F

livebaseballscorecards.com

AB	44
R	15
H	17
RBI	13
BB	8
SO	2
LOB	32

Batter	1	2	3	4	5	6	7	8	9	AB	R	H	RBI	BB	SO	LOB
1 Grégor Blanco, L (1, 7) OBP: 0.359, SLG: 0.315	X FF 87 0-0 2 SH1-3 1B 1B	B CU 78 S SL 85 B SL 87 S SL 86 D CU 79 B SL 85 4-2 BB		B CU 77 B SL 84 B FF 89 C FF 86 C FF 87 F SL 84 X FF 86 3-2 ① G4-3		F SI 86 B CH 79 B SI 86 C SI 87 B SI 87 X SI 88 3-2 ① P6		F FF 92 B FF 93 X FF 93 1-1 ① G4-3		4	1	1	0	1	0	0
2 Kelly Johnson, L (1, 4) OBP: 0.343, SLG: 0.427	C SL 85 B SL 86 1 SAFE B FF 88 X FF 87 2-1 ① SH1-3 1-2	C SL 85 B FF 90 C CU 78 F SL 85 F SL 85 B CU 79 B CH 84 C FF 90 3-3 ③ K		C SL 86 X FF 87 0-1 10 2B 1B		F SI 88 B CH 80 F CU 74 F CU 73 F SI 89 B SI 89 B SI 88 X SI 87 3-2 ② F7		C FF 93 X CH 84 0-1 ② F9		4	1	1	0	0	1	2
10 Chipper Jones, S (1, 5) OBP: 0.469, SLG: 0.607 8 Ruben Gotay, S (6, PH) OBP: 0.299, SLG: 0.312 (7, 5)	X SL 86 0-0 ② P6		B SL 86 B CH 81 B SL 84 C FF 87 F SL 85 X CH 82 3-2 ① G5-3	S CU 78 C FF 89 1 SAFE X CU 78 0-2 1-H 2B		C SI 89 C SI 89 S SI 88 0-3 ③ K		F FF 93 B FF 95 F FF 94 B SL 86 F FF 94 F SL 86 S FF 94 2-3 ③ K		3 2	0 0	1 0	1 0	0 0	0 2	1 0
Mark Teixeira, S (1, 3) OBP: 0.383, SLG: 0.506	C SL 86 X SL 87 0-1 7 2B 2-H 1B		C FF 87 X FF 88 0-1 HR	F CH 80 S CH 82 F SL 82 S CU 76 0-3 ② K			F SI 87 C CH 81 B SI 88 B CU 74 F CU 74 B CH 78 F SI 89 B SI 89 4-2 BB 1 BB BB		C FF 92 B SL 86 B FF 94 F FF 95 B SL 86 F SL 94 X FF 96 3-2 HR	4	2	3	3	1	1	1
7 Jeff Francoeur, R (1, 9) OBP: 0.288, SLG: 0.373	B FF 88 F CH 82 B FF 88 S CU 80 F CU 76 F FF 88 X CU 78 2-2 1-3 2B		B CH 81 B CU 77 F SL 86 X SL 85 2-1 ② F9	F SL 82 B FF 88 B FF 88 D CH 82 D CH 82 4-1 BB			S CU 75 C SI 89 S SI 88 0-3 ① K		B FF 95 F FF 95 S FF 96 X SL 85 1-2 ① L7	4	0	1	0	1	1	1
Mark Kotsay, L (1, 8) OBP: 0.329, SLG: 0.392	X FF 89 0-0 ③ F7		X FF 88 0-0 1B	B SL 85 X CU 77 1-0 ③ F9			B CU 75 F SI 87 B CH 79 S SI 88 B SI 88 X SI 89 3-2 ② F7		C FF 94 F SL 89 B SL 86 F FF 96 X SL 89 1-2 1B	5	0	2	0	0	0	5
1 Brent Lillibridge, R (1, 6) OBP: 0.250, SLG: 0.380		B FF 86 B FF 89 B FF 88 C FF 86 X FF 87 3-1 E6 G5-3	F FF 88 X CH 82 0-1 ③ P6	C FF 86 X CH 81 0-1 ① G6-3			F SI 89 B CU 75 B CU 74 B SI 89 B SI 89 4-1 1-2 BB BB		F FF 95 C SL 90 F FF 96 X SL 89 0-2 ② F9	4	0	0	0	1	0	2
Corky Miller, R (1, 2) OBP: 0.192, SLG: 0.170		B SL 86 B FF 88 X SL 87 2-0 ① G5-3 1-2		C FF 85 B CH 81 C CH 80 X SL 83 1-2 14 HR 1B		F FF 85 B CH 82 B FF 87 X FF 86 2-1 ② F8	B SI 87 C CU 75 B CU 76 B SI 88 S SI 87 B SI 88 4-2 1-2 2-3 BB		S FF 96 X FF 96 0-1 ③ P3	4	1	1	0	1	0	2
37 Jo-Jo Reyes, L (1, 1) 38 Buddy Carlyle, L (3, 1) OBP: 0.333, SLG: 0.200 14 Martin Prado, R (4, PH) OBP: 0.342, SLG: 0.422 Vladimir Nunez, R (5, 1) Greg Norton, S (7, PH) OBP: 0.320, SLG: 0.377 Julian Tavarez, L (8, 1) Royce Ring, L (9, 1)		C FF 88 S CU 80 C CU 77 0-3 ② K		F SL 84 B FF 86 F FF 87 B SL 86 X SL 86 2-2 1-H HR		B FF 87 C FF 86 S CH 80 F CH 80 S FF 88 1-3 ③ K	B SI 86 B CU 75 C FF 84 F FF 85 C CU 77 2-3 ③ K			1 0 1 1 0 1 0	0 0 1 0 0 0 0	0 0 1 0 0 0 0	0 0 2 0 0 0 0	0 0 0 0 0 1 1	1 0 0 0 0 0 0	1 0 0 0 3 0 0
Inning Stats	R: 1 E: 0 K: 0 S: 12 H: 3 LOB: 2 BB: 0 P: 16	R: 0 E: 1 K: 2 S: 13 H: 0 LOB: 2 BB: 1 P: 25	R: 1 E: 0 K: 0 S: 10 H: 2 LOB: 1 BB: 0 P: 15	R: 3 E: 0 K: 1 S: 21 H: 4 LOB: 2 BB: 1 P: 32	R: 0 E: 0 K: 1 S: 8 H: 0 LOB: 0 BB: 0 P: 11	R: 0 E: 0 K: 1 S: 11 H: 0 LOB: 0 BB: 0 P: 17	R: 0 E: 0 K: 2 S: 16 H: 0 LOB: 3 BB: 3 P: 33	R: 0 E: 0 K: 1 S: 9 H: 0 LOB: 0 BB: 0 P: 12	R: 1 E: 0 K: 0 S: 17 H: 2 LOB: 1 BB: 0 P: 22	1B: 6 2B: 2 3B: 0 HR: 3	SF: 0 SAC: 1 DP: 0 HBP: 0						

PITCHER		IP	WLS	BF	H	R	ER	SO	BB	IBB	HBP	BLK	WP	HR	S	P	ERA	WHIP
Odalis Perez, L ERA: 3.99	(1, 1)	5.0	W	27	9	5	5	4	2	0	0	0	0	2	64	99	9.00	2.200
59 Steven Shell, R ERA: 2.12	(6, 1)	1.2		8	0	0	0	2	3	0	0	0	0	0	24	45	0.00	1.800
Charlie Manning, L ERA: 4.57	(7, 1)	0.1		1	0	0	0	1	0	0	0	0	0	0	3	5	0.00	0.000
38 Joel Hanrahan, R ERA: 3.94	(8, 1)	1.0		3	0	0	0	1	0	0	0	0	0	0	9	12	0.00	0.000
Jesus Colome, R ERA: 5.56	(9, 1)	1.0		5	2	1	1	0	0	0	0	0	0	1	17	22	9.00	2.000

PITCHER	IP	WLS	BF	H	R	ER	SO	BB	IBB	HBP	BLK	WP	HR	S	P	ERA	WHIP

BOTTOM

Washington Nationals @ Atlanta Braves

Turner Field, Atlanta, GA

Sun Jul 20 2008, 1:30 PM EDT

Att. 29,320 - Sunny - 92 F

livebaseballscorecards.com

AB	38
R	6
H	11
RBI	6
BB	5
SO	8
LOB	18

WP: 0 PA: 44
PB: 0
SB: 0
CS: 0

Atlanta Braves @ Florida Marlins

Dolphin Stadium, Miami, FL

Mon Jul 21 2008, 7:10 PM EDT

Att. 14,155 - Partly Cloudy - 87 F

livebaseballscorecards.com

Batter	1	2	3	4	5	6	7	8	9	AB	R	H	RBI	BB	SO	LOB
1 Grégor Blanco, L (1, 7) OBP: 0.360, SLG: 0.314	B SI 91 C FF 90 B FF 90 F SI 91 X CH 84 2-2 ① G4-3	C CU 81 F FF 91 X CU 82 0-2 ③ FC4-6 1-2f			B CU 78 B SI 91 B SI 90 C FF 88 B FF 89 4-1 10 S 10 1B BB		B FC 87 C FF 87 S CU 72 B FF 88 X FF 87 2-2 10 CS 1B		C FF 89 B SI 89 D CU 76 B FF 88 F SI 88 F FF 88 S CU 75 3-3 ② K	4	1	1	0	1	1	4
2 Kelly Johnson, L (1, 4) OBP: 0.339, SLG: 0.420	C SI 90 F SI 91 F SL 82 X CH 85 0-2 ② G4-3		B SI 89 S SI 90 B SI 90 C CU 78 B SI 90 X SI 91 3-2 ① F9		X SI 90 0-0 ② L8		C FF 87 1 SAFE X FF 89 0-1 ① P6		B FF 89 S CU 76 F FF 89 B FF 90 F FF 90 D CU 78 S CU 76 3-3 ③ K	5	0	0	0	0	1	3
10 Chipper Jones, S (1, 5) OBP: 0.466, SLG: 0.603	F SI 92 B CU 80 B FF 92 C SI 92 S SI 92 2-3 ③ K		B CU 80 B SI 90 X SI 91 2-0 ② F8		C SI 88 D CU 79 X SI 90 1-1 1-H 2B 1B		1 SAFE 1 SAFE C FF 89 B CH 81 1 SAFE 1 SAFE C CU 74 B FF 90 D SI 83 3-3 ② ③ K 1-2			4	1	1	1	0	2	1
Mark Teixeira, S (1, 3) OBP: 0.384, SLG: 0.508		B SI 90 C SI 89 X CH 84 1-1 ① 7 BB 16 1B 1B 1B	B FF 91 X FF 91 1-0 ③ L7		T FF 91 F CH 84 X FF 90 0-2 1-H 2B			B FF 87 X FF 86 1-0 ① P4		4	1	2	1	0	0	0
16 Brian McCann, L (1, 2) OBP: 0.378, SLG: 0.558		X SI 91 0-0 1B 7 BB 1 FC5-2 1-2 1B		C SI 89 B SI 91 X CU 79 1-1 ① G4-3	B SI 91 S CU 81 F CU 79 B CU 79 B FF 87 B CH 85 4-2 7 FC6-4 BB			C CU 72 X FF 87 0-1 ② P3		3	0	1	0	1	0	0
7 Jeff Francoeur, R (1, 9) OBP: 0.290, SLG: 0.372		B FF 90 B SI 91 B SI 92 D SI 92 4-0 1 FC5-2 1B 57 FC2 1-2 2-3 BB		B CU 80 X CU 80 1-0 1 FC6-4 1B	X CU 80 0-0 ③ FC6-4 1-2f			X CU 74 0-0 ③ G5-3		3	0	1	0	1	0	2
Mark Kotsay, L (1, 8) OBP: 0.332, SLG: 0.394		B CH 83 B SI 90 C SI 90 X CH 85 2-1 57 FC2 1 FC5-2 1-2 2-3 3-H 1B		F SI 90 X SI 90 0-1 ② F8	X CU 78 0-0 ① G3				C CU 73 B CU 73 F FF 86 B FC 88 X FF 88 2-2 14 WP 1 SH1-3 14 2B 1B	4	1	2	1	0	0	1
1 Brent Lillibridge, R (1, 6) OBP: 0.236, SLG: 0.358		F SI 92 S SI 92 X SI 92 0-2 ① FC5-2 57 FC2 1-2 2-3 3-Hf		1 SAFE 1 SAFE X SI 87 0-0 ③ FC6-4 1-2f	C SI 88 B SI 91 F SI 90 B CU 78 C CU 80 2-3 ② K				1 SAFE X FF 87 0-0 ① SH1-3 1-2	3	0	0	0	0	1	4
57 Jorge Campillo, R (1, 1) OBP: 0.208, SLG: 0.208 Will Ohman, L (8, 1) 14 Martín Prado, R (9, PH) OBP: 0.351, SLG: 0.446 51 Michael Gonzalez, R (9, 1)		C CU 81 B SI 92 X SI 92 1-1 ② FC2 1 FC4-6 1-2 2-3 3-Hf			C SI 89 F CU 78 F CU 78 B FF 89 F CU 78 C FF 91 1-3 ① K	F FF 89 X SI 91 0-1 ③ G5-3			C CU 73 F FF 90 B SI 83 D CU 75 X FF 87 2-2 2-H 2B	3 0 1 0	0 0 0 0	0 0 1 0	0 0 1 0	0 0 0 0	1 0 0 0	3 0 0 0

TOP

AB	34
R	4
H	9
RBI	4
BB	3
SO	6
LOB	18

Inning Stats																																		
	R: 0	E: 0	K: 1	S: 10	H: 0	LOB: 0	BB: 0	P: 14	R: 1	E: 0	K: 0	S: 13	H: 3	LOB: 3	BB: 1	P: 21	R: 0	E: 0	K: 0	S: 5	H: 0	LOB: 0	BB: 0	P: 11	R: 0	E: 0	K: 0	S: 6	H: 1	LOB: 1	BB: 0	P: 8	R: 2	E: 0	K: 1	S: 15	H: 2	LOB: 2	BB: 2	P: 25
	R: 0	E: 0	K: 1	S: 6	H: 0	LOB: 0	BB: 0	P: 8	R: 0	E: 0	K: 1	S: 9	H: 1	LOB: 0	BB: 0	P: 14	R: 0	E: 0	K: 0	S: 4	H: 0	LOB: 0	BB: 0	P: 5	R: 1	E: 0	K: 2	S: 15	H: 2	LOB: 1	BB: 0	P: 25	1B: 7	2B: 2	3B: 0	HR: 0	SF: 0	SAC: 1	DP: 0	HBP: 0	WP: 1	PB: 0	SB: 1	CS: 1	PA: 38

PITCHER		IP	WLS	BF	H	R	ER	SO	BB	IBB	HBP	BLK	WP	HR	S	P	ERA	WHIP
41 Chris Volstad, R ERA: 2.16	(1, 1)	6.0	L	27	6	3	3	3	3	0	0	0	0	0	55	87	4.50	1.500
Mark Hendrickson, L ERA: 6.01	(7, 1)	3.0		11	3	1	1	3	0	0	0	0	1	0	28	44	3.00	1.000

PITCHER	IP	WLS	BF	H	R	ER	SO	BB	IBB	HBP	BLK	WP	HR	S	P	ERA	WHIP

Atlanta Braves @ Florida Marlins

Dolphin Stadium, Miami, FL

Mon Jul 21 2008, 7:10 PM EDT

Att. 14,155 - Partly Cloudy - 87 F

BOTTOM

Batter	1	2	3	4	5	6	7	8	9	AB	R	H	RBI	BB	SO	LOB
2 Hanley Ramirez, R (1, 6) OBP: 0.384, SLG: 0.546	C SL 81 S FC 82 X FF 87 0-2 ① G5-3			C CU 67 B FF 86 X SL 80 1-1 ① G5-3		C SL 80 X FF 87 0-1 ③ F9			B SL 75 C SL 78 S FF 92 B FF 92 X SL 82 2-2 ② P3	4	0	0	0	0	0	0
27 Jeremy Hermida, L (1, 9) OBP: 0.330, SLG: 0.425	B FF 87 C FF 85 T FF 86 F FF 87 S CH 75 1-3 ② K			B CH 74 F CH 72 B CH 76 B CU 68 C FF 85 C FF 86 3-3 ② K			B CU 68 B FF 83 X FF 82 2-0 1B		B FF 92 B FF 91 C FF 91 F FF 91 F FF 93 F SL 83 X SL 81 2-2 ③ G4-3	4	0	1	0	0	2	0
3 Jorge Cantu, R (1, 5) OBP: 0.336, SLG: 0.490	C SL 84 B FF 87 X FF 87 1-1 ③ G5-3			B CU 69 B CH 74 C SL 80 S FF 86 F SL 81 X SL 80 2-2 ③ F9			B FF 83 C SI 81 B SL 79 X SL 79 2-1 ① P6			3	0	0	0	0	0	1
Josh Willingham, R (1, 7) OBP: 0.368, SLG: 0.488		C FF 85 B CU 70 B FF 85 C SL 80 B CH 75 X FF 86 3-2 ① L8			C SL 79 B SI 81 B SL 80 B CH 73 B FF 82 4-1 1B BB		C SI 83 B FF 83 F SI 84 B FF 83 D CH 74 C FC 81 3-3 ② K			2	0	0	0	1	1	1
6 Dan Uggla, R (1, 4) OBP: 0.363, SLG: 0.589		B SL 82 C SL 80 F FF 86 B SL 82 F CU 71 X FF 88 2-2 ② F9			X SI 85 0-0 ① F9		B SI 85 F SL 81 S SL 80 S SL 79 1-3 ③ K			3	0	0	0	0	1	2
Mike Jacobs, L (1, 3) OBP: 0.282, SLG: 0.492		B CH 74 B SL 83 X CH 73 2-0 ③ P5			C CU 68 F FF 84 F CH 74 1 SAFE X SL 78 0-2 12 G4-6-3 1B 1-2			F SL 82 X SL 82 0-1 ① G3		3	0	1	0	0	0	0
12 Cody Ross, R (1, 8) OBP: 0.313, SLG: 0.521			B CU 68 B SL 81 S SL 79 X FF 86 2-1 ① F8		B SL 81 F SL 79 B SI 84 F CH 73 X FF 87 2-2 ② ③ G4-6-3 1-2f			X FF 89 0-0 ② G6-3		3	0	0	0	0	0	2
21 John Baker, L (1, 2) OBP: 0.241, SLG: 0.462			X FF 86 0-0 ② G6-3			F FF 82 C FF 85 B CH 74 S CH 73 1-3 ① K		F FF 90 B SL 82 S SL 81 F SL 82 D SL 82 B SI 91 S SL 80 3-3 ③ K		3	0	0	0	0	2	0
41 Chris Volstad, R (1, 1) OBP: 0.200, SLG: 0.200 11 Robert Andino, R (6, PH) OBP: 0.242, SLG: 0.310 Mark Hendrickson, L (7, 1) OBP: 0.294, SLG: 0.394 4 Alfredo Amezaga, S (9, PH) OBP: 0.337, SLG: 0.392			C FF 85 S SL 81 D CU 72 S SL 77 1-3 ③ K			C SL 80 B CU 69 X CH 73 1-1 ② G6-3			B FF 89 B FF 89 C FF 89 F FF 91 B FF 92 X FF 91 3-2 ① P3	1 1 0 1	0 0 0 0	0 0 0 0	0 0 0 0	1 0 0 0	0 0 0 0	0 0 0 0
Inning Stats	R: 0 E: 0 K: 1 S: 9 H: 0 LOB: 0 BB: 0 P: 11	R: 0 E: 0 K: 0 S: 8 H: 0 LOB: 0 BB: 0 P: 15	R: 0 E: 0 K: 1 S: 6 H: 0 LOB: 0 BB: 0 P: 9	R: 0 E: 0 K: 1 S: 9 H: 0 LOB: 0 BB: 0 P: 15	R: 0 E: 0 K: 0 S: 9 H: 1 LOB: 1 BB: 1 P: 15	R: 0 E: 0 K: 1 S: 7 H: 0 LOB: 0 BB: 0 P: 9	R: 0 E: 0 K: 2 S: 9 H: 1 LOB: 1 BB: 0 P: 17	R: 0 E: 0 K: 1 S: 7 H: 0 LOB: 0 BB: 0 P: 10	R: 0 E: 0 K: 0 S: 11 H: 0 LOB: 0 BB: 0 P: 18	1B: 2 2B: 0 3B: 0 HR: 0 SF: 0 SAC: 0 DP: 1 HBP: 0						

livebaseballscorecards.com

AB	28
R	0
H	2
RBI	0
BB	1
SO	7
LOB	6

WP: 0 PA: 29
PB: 0
SB: 0
CS: 0

PITCHER		IP	WLS	BF	H	R	ER	SO	BB	IBB	HBP	BLK	WP	HR	S	P	ERA	WHIP
57 Jorge Campillo, R ERA: 2.83	(1, 1)	7.0	W	23	2	0	0	6	1	0	0	0	0	0	57	91	0.00	0.429
Will Ohman, L ERA: 2.68	(8, 1)	1.0	H	3	0	0	0	1	0	0	0	0	0	0	7	10	0.00	0.000
51 Michael Gonzalez, L ERA: 2.84	(9, 1)	1.0		3	0	0	0	0	0	0	0	0	0	0	11	18	0.00	0.000

PITCHER	IP	WLS	BF	H	R	ER	SO	BB	IBB	HBP	BLK	WP	HR	S	P	ERA	WHIP

Atlanta Braves @ Florida Marlins

Dolphin Stadium, Miami, FL

Tue Jul 22 2008, 7:10 PM EDT

Att. 14,721 - Partly Cloudy - 87 F

TOP

livebaseballscorecards.com

Batter	1	2	3	4	5	6	7	8	9	AB	R	H	RBI	BB	SO	LOB
1 Grégor Blanco, L (1, 7) OBP: 0.359, SLG: 0.311	C FF 92 C FF 92 B FF 92 D CH 84 C FF 95 2-3 ① K		C CU 69 B FF 93 B FF 93 B CH 84 F FF 93 F FF 94 B SL 84 4-2 BB		F FF 91 B CH 84 F FF 92 F SL 80 B FF 93 F FF 92 X FF 92 2-2 ② G4-3			B FF 89 C FF 89 S FF 90 S FF 92 1-3 ① K		3	0	0	0	1	2	0
19 Yunel Escobar, R (1, 6) OBP: 0.351, SLG: 0.378	B FF 93 S SL 82 X SL 83 1-1 ② F7		X FF 93 0-0 ③ P4		C SL 82 B FF 92 S FF 91 C FF 94 1-3 ③ K			B FF 92 B FF 91 F FF 90 C FF 92 S CH 83 2-3 ② K		4	0	0	0	0	2	1
10 Chipper Jones, S (1, 5) OBP: 0.467, SLG: 0.600	B FF 94 X FF 92 1-0 ③ G6-3			C FF 92 B SL 82 B FF 92 B FF 92 F FF 93 F FF 94 B FF 93 4-2 16 BB BB BB		F FF 90 B SI 80 X FF 90 1-1 1B		B FF 91 C SL 77 B FF 91 B FF 90 X FF 93 3-1 ③ F9		3	0	1	0	1	0	0
Mark Teixeira, S (1, 3) OBP: 0.383, SLG: 0.504		C FF 92 S FF 92 B FF 90 B SL 83 X FF 94 2-2 ① F7		B FF 92 B FF 91 F FF 91 B CH 83 B FF 93 4-1 16 BB **1-2** BB		C FF 90 F CH 77 B FF 88 B FF 90 X FF 90 2-2 ① F7			B FF 98 X FF 96 1-0 ① G4-3	3	0	0	0	1	0	1
16 Brian McCann, L (1, 2) OBP: 0.380, SLG: 0.555		B FF 92 B CH 84 B FF 94 B FF 93 4-0 BB		B FF 91 B SL 82 F FF 91 B CH 84 F FF 93 B CU 69 4-2 **1-2** **2-3** BB		B FF 88 S FF 90 C FF 89 X FF 90 1-2 ② F7			F FF 98 B SL 84 C SL 82 X FF 99 1-2 ② F8	2	0	0	0	2	0	1
7 Jeff Francoeur, R (1, 9) OBP: 0.287, SLG: 0.368		B SL 82 T FF 93 F SL 80 B FF 92 S FF 93 2-3 ② K		S FF 92 S FF 92 F FF 92 S FF 93 0-3 ① K		B FF 90 C CH 79 F SI 90 B SI 90 B SL 73 X FF 89 3-2 ③ F9			X FF 98 0-0 ③ P3	4	0	0	0	0	2	5
2 Kelly Johnson, L (1, 4) OBP: 0.336, SLG: 0.416		B FF 93 C FF 92 B FF 92 1 SAFE T FF 92 F FF 94 C FF 93 2-3 ③ K		F FF 93 B SL 80 F FF 91 B FF 94 S SL 84 2-3 ② K			C FF 91 B SL 78 B FF 90 X FF 90 2-1 ① G3			3	0	0	0	0	2	4
Mark Kotsay, L (1, 8) OBP: 0.328, SLG: 0.388			S CH 82 B CH 83 X FF 92 1-1 ① L8	C SL 83 F FF 93 D CH 84 B FF 94 X FF 94 2-2 ③ P6			C FF 91 B FF 90 B CH 78 B CH 82 S FF 90 F CH 80 S FF 91 3-3 ② K			3	0	0	0	0	1	3
50 Charlie Morton, R (1, 1) Royce Ring, L (6, 1) 56 Blaine Boyer, R (6, 1) 14 Martín Prado, R (7, PH) OBP: 0.347, SLG: 0.439 39 Rafael Soriano, R (7, 1) Julian Tavarez, L (8, 1)			B FF 91 C FF 92 B FF 92 X SI 92 2-1 ② G5-3		B FF 91 C FF 91 F FF 92 B SL 80 F FF 91 S FF 93 2-3 ① K		B FF 91 X CH 81 1-0 ③ G1-3			2 0 0 1 0 0	0 0 0 0 0 0	0 0 0 0 0 0	0 0 0 0 0 0	0 0 0 0 0 0	1 0 0 0 0 0	0 0 0 0 0 0

AB	28
R	0
H	1
RBI	0
BB	5
SO	10
LOB	15

Inning Stats	1	2	3	4	5	6	7	8	9
	R: 0 E: 0 K: 1 S: 6	R: 0 E: 0 K: 2 S: 10	R: 0 E: 0 K: 0 S: 8	R: 0 E: 0 K: 2 S: 16	R: 0 E: 0 K: 2 S: 12	R: 0 E: 0 K: 0 S: 11	R: 0 E: 0 K: 1 S: 7	R: 0 E: 0 K: 2 S: 8	R: 0 E: 0 K: 0 S: 5
	H: 0 LOB: 0 BB: 0 P: 10	H: 0 LOB: 1 BB: 1 P: 20	H: 0 LOB: 1 BB: 1 P: 15	H: 0 LOB: 3 BB: 3 P: 32	H: 0 LOB: 0 BB: 0 P: 17	H: 1 LOB: 1 BB: 0 P: 18	H: 0 LOB: 0 BB: 0 P: 13	H: 0 LOB: 0 BB: 0 P: 14	H: 0 LOB: 0 BB: 0 P: 7

1B: 1	SF: 0
2B: 0	SAC: 0
3B: 0	DP: 0
HR: 0	HBP: 0

WP: 0	PA: 33
PB: 0	
SB: 0	
CS: 0	

PITCHER		IP	WLS	BF	H	R	ER	SO	BB	IBB	HBP	BLK	WP	HR	S	P	ERA	WHIP
56 Rick Van Den Hurk, R ERA: 6.1	(1, 1)	5.0	W	20	0	0	0	7	5	0	0	0	0	0	52	94	0.00	1.000
Joe Nelson, R ERA: 1.48	(6, 1)	1.0	H	4	1	0	0	0	0	0	0	0	0	0	11	18	0.00	1.000
37 Renyel Pinto, L ERA: 2.75	(7, 1)	2.0		6	0	0	0	3	0	0	0	0	0	0	15	27	0.00	0.000
22 Matt Lindstrom, R ERA: 4.02	(9, 1)	1.0		3	0	0	0	0	0	0	0	0	0	0	5	7	0.00	0.000

PITCHER		IP	WLS	BF	H	R	ER	SO	BB	IBB	HBP	BLK	WP	HR	S	P	ERA	WHIP

Atlanta Braves @ Florida Marlins

Dolphin Stadium, Miami, FL

Tue Jul 22 2008, 7:10 PM EDT

Att. 14,721 - Partly Cloudy - 87 F

livebaseballscorecards.com

BOTTOM

Batter	1	2	3	4	5	6	7	8	9	AB	R	H	RBI	BB	SO	LOB
2 Hanley Ramirez, R (1, 6) OBP: 0.383, SLG: 0.543	C FF 91 B FF 91 F FF 90 B FF 92 F CH 80 X FF 92 2-2 ① G4-3		B FF 91 X CH 80 1-0 ③ G4-3		F SI 90 F FF 91 F CH 79 B SI 90 B CU 74 S CH 80 2-3 ② K		C SL 78 F SL 77 X SL 82 0-2 3 CS 1B			4	0	1	0	0	1	1
27 Jeremy Hermida, L (1, 9) OBP: 0.329, SLG: 0.422	B SI 92 F CH 81 B CU 72 S CH 79 F FF 92 B CU 74 D SI 90 4-2 3 WP BB			B CH 78 C CH 79 X SI 87 1-1 ① G4-3	C SI 88 B SI 89 B CH 78 S CH 79 S CU 74 2-3 ③ K		B FF 89 F FF 89 C FF 90 C FF 90 1-3 ① K			3	0	0	0	1	2	2
3 Jorge Cantu, R (1, 5) OBP: 0.335, SLG: 0.486 (7, 3)	B SI 88 B FF 93 D SI 88 X FF 91 3-0 ② F8 1-2			B FF 92 B CU 75 F SI 88 F CH 80 D CU 74 F CH 78 F FF 91 B SI 88 4-2 6 S HR BB		C FF 89 F CH 79 F SI 88 X FF 90 0-2 ① L7	C FF 90 S SL 82 F FF 91 B SL 81 F SL 82 B SL 82 B FF 92 S SL 81 3-3 ②③ K 1-2			3	1	0	0	1	1	2
Josh Willingham, R (1, 7) OBP: 0.365, SLG: 0.479	B FF 91 C SI 90 B FF 90 F FF 93 S FF 92 2-3 ③ K			B SL 83 F SI 89 T SI 88 X SI 90 1-2 ② P2		B SL 83 C SL 82 B CU 76 B CH 85 B FF 89 4-1 E 21 1B BB BB		C SI 92 B SI 91 F CH 85 X SI 91 1-2 ① G5-3		3	1	0	0	1	1	2
6 Dan Uggla, R (1, 4) OBP: 0.361, SLG: 0.583		B CU 73 C SI 88 C FF 91 F FF 91 B CH 80 F SI 90 B SL 82 S CH 78 3-3 ① K		C SL 82 S SI 92 F SI 92 F SL 84 B CH 78 D CU 73 B FF 92 B CH 80 4-2 HR 1-2 BB		X FF 90 0-0 ② F8		C SI 92 F CH 83 B SL 81 S SL 81 1-3 ② K		3	1	0	0	1	2	1
Mike Jacobs, L (1, 3) OBP: 0.285, SLG: 0.503 37 Renyel Pinto, L (7, 1) Luis Gonzalez, L (8, PH) OBP: 0.337, SLG: 0.397 22 Matt Lindstrom, R (9, 1)		B SI 92 F CH 80 S SL 82 B CH 80 B SI 88 S SI 91 3-3 ② K		C SI 89 X CH 80 0-1 1-H 2-H HR		C CU 71 B SI 88 C SI 87 X CU 72 1-2 E6 21 BB 1-3 1B		B SI 90 X SI 90 1-0 ③ G3		3 0 1 0	1 0 0 0	2 0 0 0	3 0 0 0	0 0 0 0	1 0 0 0	0 0 0 0
12 Cody Ross, R (1, 8) OBP: 0.314, SLG: 0.517		C SI 90 X SI 89 0-1 ③ L9		B FF 91 X CH 81 1-0 ③ G6-3		I IN 70 I IN 71 I IN 73 I IN 74 4-0 21 BB IBB				2	0	0	0	1	0	0
21 John Baker, L (1, 2) OBP: 0.281, SLG: 0.464			C FF 90 B SI 88 X SI 88 1-1 ① G4-3		X FF 89 0-0 56 SH2-4 56 PB 1B	S CU 72 C CU 68 B SI 89 B SI 88 B CU 73 B SI 87 4-2 1-2 2-3 3-H BB				2	0	1	1	1	0	0
56 Rick Van Den Hurk, R (1, 1) Joe Nelson, R (6, 1) 18 Wes Helms, R (6, PH) OBP: 0.298, SLG: 0.358 (7, 5)			B FF 91 B SI 90 C FF 89 F SI 88 D CH 78 X SI 91 3-2 ② F8		B SI 86 B FF 90 C SI 90 X SI 88 2-1 ① SH2-4 1-3	S FF 92 S FF 94 S FF 93 0-3 ③ K				1 0 1	0 0 0	0 0 0	0 0 0	0 0 1	0 0 1	0 0 3
Inning Stats	R: 0 E: 0 K: 1 S: 11 H: 0 LOB: 1 BB: 1 P: 22	R: 0 E: 0 K: 2 S: 10 H: 0 LOB: 0 BB: 0 P: 16	R: 0 E: 0 K: 0 S: 6 H: 0 LOB: 0 BB: 0 P: 11	R: 3 E: 0 K: 0 S: 16 H: 1 LOB: 0 BB: 2 P: 27	R: 0 E: 0 K: 2 S: 10 H: 1 LOB: 1 BB: 0 P: 16	R: 1 E: 1 K: 1 S: 14 H: 1 LOB: 3 BB: 3 P: 27	R: 0 E: 0 K: 2 S: 11 H: 1 LOB: 0 BB: 0 P: 15	R: 0 E: 0 K: 1 S: 7 H: 0 LOB: 0 BB: 0 P: 10		1B: 3 2B: 0 3B: 0 HR: 1 SF: 0 SAC: 1 DP: 0 HBP: 0				WP: 1 PB: 1 SB: 1 CS: 1 PA: 33		

	AB	26
	R	4
	H	4
	RBI	4
	BB	6
	SO	9
	LOB	11

PITCHER		IP	WLS	BF	H	R	ER	SO	BB	IBB	HBP	BLK	WP	HR	S	P	ERA	WHIP
50 Charlie Morton, R ERA: 6.0	(1, 1)	5.2	L	23	2	4	4	5	4	0	0	0	1	1	59	102	6.35	1.059
Royce Ring, L ERA: 4.58	(6, 1)	0.0		3	1	0	0	0	1	1	0	0	0	0	5	14	∞	∞
56 Blaine Boyer, R ERA: 3.83	(6, 1)	0.1		1	0	0	0	1	0	0	0	0	0	0	3	3	0.00	0.000
39 Rafael Soriano, R ERA: 1.8	(7, 1)	1.0		3	1	0	0	2	0	0	0	0	0	0	11	15	0.00	1.000
Julian Tavarez, R ERA: 6.56	(8, 1)	1.0		3	0	0	0	1	0	0	0	0	0	0	7	10	0.00	0.000

PITCHER	IP	WLS	BF	H	R	ER	SO	BB	IBB	HBP	BLK	WP	HR	S	P	ERA	WHIP

Atlanta Braves @ Florida Marlins

Dolphin Stadium, Miami, FL

Wed Jul 23 2008, 7:10 PM EDT

Att. 16,068 - Partly Cloudy - 84 F

TOP

livebaseballscorecards.com

Batter	1	2	3	4	5	6	7	8	9	AB	R	H	RBI	BB	SO	LOB
1 Grégor Blanco, L (1, 8) OBP: 0.365, SLG: 0.326	B SI 89 B FF 89 B SI 87 C FF 88 C FF 90 F FF 90 X SI 90 3-2 10 BB 1B		L SL 82 L FF 89 X FF 90 0-2 19 2B 10 G3 1-2 1B	B CU 73 B FS 84 C SL 84 C CU 73 F FF 93 X CU 74 2-2 19 2B 3-H 1B			B SI 94 X SI 92 1-0 E5 19 G5-4-3	B SI 93 C SI 92 C SI 93 B SL 87 X SI 93 2-2 19 G5-3 1-H 2-H 3B		5	3	4	3	0	0	0
19 Yunel Escobar, R (1, 6) OBP: 0.352, SLG: 0.384	B FF 88 X SL 83 1-0 F9 ①		L SL 83 X FF 91 0-1 10 G3 1-3 2-H 2B	1 SAFE S FS 85 F SL 84 1 SAFE X FF 90 0-2 1-H 2B			C SI 95 X SI 94 0-1 G5-4-3 ① ② 1-2f	B FF 88 B FF 88 C FF 88 F CH 78 X SI 80 2-2 G5-3 ② 3-H		5	0	2	3	0	0	2
10 Chipper Jones, S (1, 5) OBP: 0.466, SLG: 0.596 14 Martín Prado, R (4, 5) OBP: 0.351, SLG: 0.433	B SI 89 1 SAFE 1 SAFE B SI 88 B FF 91 B SI 90 4-0 1-2 BB		C FS 85 F CU 74 B SI 91 B FF 93 F SL 85 X CU 73 2-2 ① G3 2-3 3-H	B CU 74 F CU 74 F SL 84 B FF 92 X FF 92 2-2 ③ G5-3			B SI 95 B CH 86 F SI 93 B FF 96 C FF 94 B FF 96 4-2 BB 16 1B BB	B FF 89 B FF 89 X FF 89 2-0 ③ P3		2 1	0 1	0 0	1 0	1 0	0 0	2 0
Mark Teixeira, S (1, 3) OBP: 0.386, SLG: 0.501	X FS 84 0-0 ② P5		I IN 52 I I I 4-0 16 G4-6-3 IBB		B FF 89 B SL 84 B FF 90 C FF 88 C SL 85 B SL 84 4-2 16 G4-6-3 BB		B SI 96 B SI 88 C SI 91 F SI 94 B SI 93 B SI 94 4-2 16 1B 1-2 BB		F SI 91 B SL 83 F SI 90 F SL 87 X FF 93 1-2 ① F7	2	0	0	0	3	0	2
16 Brian McCann, L (1, 2) OBP: 0.377, SLG: 0.549	C SL 85 B FF 92 B FF 92 C CU 74 1-3 ③ K		B CU 72 B SL 84 X CU 71 2-0 ② ③ G4-6-3 1-2f		S SL 84 B FF 91 X FS 82 1-1 ① ② G4-6-3 1-2f		F SI 94 D SI 89 D CH 87 X SI 95 2-2 7 FC6-4 1-3 2-H 1B		B SL 84 S SL 91 B SI 91 F SL 84 F FF 92 X SL 85 2-2 ② P3	5	0	1	1	0	1	5
7 Jeff Francoeur, R (1, 9) OBP: 0.286, SLG: 0.369		B FS 81 S FS 84 S FF 91 S FF 92 1-3 ① K	B FF 89 S SL 83 F SL 82 F CU 77 X FF 92 1-2 2 2B 2B	F SL 84 B FF 92 X 1-1 ③ G6-3			X SI 94 0-0 ③ FC6-4 1-2f		C SL 84 S SL 84 X FF 90 0-2 ③ F8	5	1	1	0	0	1	2
2 Kelly Johnson, L (1, 4) OBP: 0.335, SLG: 0.417		C SI 89 S FF 87 C FF 92 0-3 ② K	B SI 89 X SI 89 1-0 15 G1-3 1 1B 2-H 2B		X SI 93 0-0 ① L4			X SI 92 0-0 ① F7		4	1	1	1	0	1	0
4 Omar Infante, R (1, 7) OBP: 0.341, SLG: 0.421		F FF 91 X FF 92 0-1 ③ G6-3	B SL 81 X FF 88 1-0 ① F8		B SI 94 F SI 95 B SI 96 X SI 94 2-1 ② G6-3			C SI 93 B SL 84 X SI 94 1-1 1 3B 1B 1B		4	1	1	0	0	0	1
15 Tim Hudson, R (1, 1) OBP: 0.167, SLG: 0.171 56 Blaine Boyer, R (7, 1) Greg Norton, S (8, PH) OBP: 0.324, SLG: 0.382 Will Ohman, L (8, 1) 38 Buddy Carlyle, L (9, 1) OBP: 0.333, SLG: 0.200 51 Michael Gonzalez, R (9, 1)			X FF 89 0-0 1 1B 19 2B 1B	C SL 84 B FF 89 S SL 83 X FF 90 1-2 ② G1-3 2-3	X FF 96 0-0 ③ F8			B SI 91 C SI 93 F SL 83 B FS 88 X 2-2 1 3B 1-2 1B		3 0 1 0 0 0	1 0 1 0 0 0	1 0 1 0 0 0	0 0 0 0 0 0	0 0 0 0 0 0	0 0 0 0 0 0	1 0 0 0 0 0

	AB	37
	R	9
	H	12
	RBI	9
	BB	5
	SO	3
	LOB	15

Inning Stats	1	2	3	4	5	6	7	8	9
	R: 0 E: 0 K: 1 S: 9 H: 1 LOB: 2 BB: 1 P: 18	R: 0 E: 0 K: 2 S: 8 H: 0 LOB: 0 BB: 0 P: 9	R: 2 E: 0 K: 0 S: 11 H: 3 LOB: 1 BB: 1 P: 19	R: 3 E: 0 K: 0 S: 19 H: 4 LOB: 1 BB: 0 P: 27	R: 0 E: 0 K: 0 S: 6 H: 0 LOB: 0 BB: 1 P: 12	R: 0 E: 0 K: 0 S: 4 H: 0 LOB: 0 BB: 0 P: 6	R: 1 E: 1 K: 0 S: 11 H: 1 LOB: 2 BB: 2 P: 22	R: 3 E: 0 K: 0 S: 13 H: 3 LOB: 0 BB: 0 P: 22	R: 0 E: 0 K: 0 S: 11 H: 0 LOB: 0 BB: 0 P: 14

| | | |

Batter	1	2	3	4	5	6	7	8	9	AB	R	H	RBI	BB	SO	LOB
2 Hanley Ramirez, R (1, 6) OBP: 0.381, SLG: 0.542	X SI 89 0-0 27 G4-3 2B		B SI 90 X FC 86 1-0 ③ L6			B SI 88 C SI 88 X SI 86 1-1 ① G6-3		C FF 89 D SL 84 D CH 86 B FF 90 C FF 90 F FF 90 S SL 82 3-3 ② K	F SL 79 S SL 83 B FF 93 B FF 92 X SL 84 2-2 ③ L8 1-2	5	0	1	0	0	1	2
27 Jeremy Hermida, L (1, 9) OBP: 0.326, SLG: 0.417 35 Doug Waechter, R (9, 1) OBP: 0.167, SLG: 0.167	C SI 90 X SI 89 0-1 ① G4-3 2-3			B FS 78 X SI 87 1-0 ① G3		C SI 86 B SI 86 F SI 88 B SI 87 C SI 89 2-3 ② K		B FF 89 B FF 88 C FF 89 F FF 90 F FF 91 S SL 82 2-3 ③ K		4 0	0 0	0 0	0 0	0 0	2 0	2 0
3 Jorge Cantu, R (1, 5) OBP: 0.336, SLG: 0.486	F SI 90 S FC 85 S FC 84 0-3 ② K			C SI 88 F SI 89 S CU 73 0-3 ② K		S FC 84 X SI 88 0-1 1B			C FF 89 F FF 90 X FF 91 0-2 BB HR 1B	4	1	2	0	0	2	1
Mike Jacobs, L (1, 3) OBP: 0.288, SLG: 0.505	C SI 89 B FC 86 B SI 90 X FS 83 2-1 ③ G3			X FS 77 0-0 2B		X SI 86 0-0 ③ F8			B SI 89 F SI 89 B SL 85 B FF 89 B FF 89 4-1 1-2 HR BB	3	1	1	0	1	0	2
6 Dan Uggla, R (1, 4) OBP: 0.358, SLG: 0.576		B FC 84 F SI 90 F SI 91 B SI 90 B FC 85 S FS 82 3-3 ① K		B SI 89 X SI 89 1-0 ③ G5-3			X SI 92 0-0 ① G6-3		F FF 90 X SL 87 0-1 ① F8	4	0	0	0	0	1	3
Luis Gonzalez, L (1, 7) OBP: 0.336, SLG: 0.406		B CU 72 F SI 91 X SI 90 1-1 ② G4-3			C SI 88 B FF 87 X SI 89 1-1 ① G4-3		B SI 92 C SI 92 X CH 82 1-1 ② F7		B FF 90 B SI 90 C SI 90 S SI 89 F FF 90 B FF 92 X FF 89 3-2 1-H 2-H HR	4	1	1	3	0	0	0
12 Cody Ross, R (1, 8) (9, 9) OBP: 0.313, SLG: 0.517		C FC 85 S SL 78 S FF 90 0-3 ③ K			B SI 88 C SI 90 B FC 86 C FC 85 X FS 82 2-2 ② G5-3		C CH 83 C SI 94 F FF 93 F SI 94 B FF 94 B CU 78 F FF 95 F SI 93 C CH 84 2-3 ③ K		C FF 90 F SL 86 X FF 91 0-2 4 1B 2B	4	1	1	0	0	2	0
21 John Baker, L (1, 2) OBP: 0.306, SLG: 0.433			C SI 88 S FS 81 B SI 88 F FC 81 X FS 83 1-2 ① G4-3		C FC 84 B FC 84 F FC 84 B FS 78 B FS 82 B SI 90 4-2 BB			C FF 89 B SL 81 B SL 81 C FF 89 B FF 90 B FF 90 4-2 BB	S FF 91 C FF 92 C FF 92 0-3 ② K	2	0	0	0	2	1	1
47 Ricky Nolasco, R (1, 1) OBP: 0.143, SLG: 0.091 11 Robert Andino, R (5, PH) OBP: 0.238, SLG: 0.305 39 Ryan Tucker, R (6, 1) Joe Nelson, R (8, 1) 4 Alfredo Amezaga, S (8, PH) OBP: 0.338, SLG: 0.394 (9, 8)			B SI 90 C SI 89 F FC 85 S FC 85 1-3 ② K		S FC 84 X CU 75 0-1 ③ L4			B FF 90 B SI 88 C FF 90 F FF 90 F FF 90 F SL 81 F SL 82 B FF 90 F FF 89 3-2 ① F FF 89 X FF 90 F8	X FF 92 0-0 2 DI 1B 2-H	1 1 0 0 2	0 0 0 0 0	0 0 0 0 1	0 0 0 0 1	1 0 0 0 0	0 1 0 0 1	0 1 0 0 1
Inning Stats	R: 0 H: 1 E: 0 LOB: 1 K: 1 BB: 0 S: 8 P: 10	R: 0 H: 0 E: 0 LOB: 0 K: 2 BB: 0 S: 8 P: 12	R: 0 H: 0 E: 0 LOB: 0 K: 1 BB: 0 S: 8 P: 11	R: 0 H: 1 E: 0 LOB: 1 K: 1 BB: 0 S: 6 P: 8	R: 0 H: 0 E: 0 LOB: 1 K: 0 BB: 1 S: 9 P: 16	R: 0 H: 1 E: 0 LOB: 1 K: 1 BB: 0 S: 8 P: 11	R: 0 H: 0 E: 0 LOB: 0 K: 1 BB: 0 S: 10 P: 13	R: 0 H: 0 E: 0 LOB: 1 K: 2 BB: 1 S: 18 P: 30	R: 4 H: 4 E: 0 LOB: 1 K: 1 BB: 1 S: 20 P: 29	1B: 3 2B: 3 3B: 0 HR: 1	SF: 0 SAC: 0 DP: 0 HBP: 0			WP: 0 PB: 0 SB: 0 CS: 0	PA: 37		

PITCHER		IP	WLS	BF	H	R	ER	SO	BB	IBB	HBP	BLK	WP	HR	S	P	ERA	WHIP
15 Tim Hudson, R ERA: 3.17	(1, 1)	6.0	W	22	3	0	0	6	1	0	0	0	0	0	47	68	0.00	0.667
56 Blaine Boyer, R ERA: 3.76	(7, 1)	1.0		3	0	0	0	1	0	0	0	0	0	0	10	13	0.00	0.000
Will Ohman, L ERA: 2.61	(8, 1)	1.0		4	0	0	0	2	1	0	0	0	0	0	18	30	0.00	1.000
38 Buddy Carlyle, R ERA: 4.26	(9, 1)	0.1		5	3	4	4	0	1	0	0	0	0	1	13	20	108.00	12.000
51 Michael Gonzalez, L ERA: 2.7	(9, 1)	0.2		3	1	0	0	1	0	0	0	0	0	0	7	9	0.00	1.500

PITCHER	IP	WLS	BF	H	R	ER	SO	BB	IBB	HBP	BLK	WP	HR	S	P	ERA	WHIP

BOTTOM

Atlanta Braves @ Florida Marlins

Dolphin Stadium, Miami, FL

Wed Jul 23 2008, 7:10 PM EDT

Att. 16,068 - Partly Cloudy - 84 F

livebaseballscorecards.com

AB	34
R	4
H	7
RBI	4
BB	3
SO	10
LOB	13

Batter	1	2	3	4	5	6	7	8	9	AB	R	H	RBI	BB	SO	LOB
1 Grégor Blanco, L (1, 7) OBP: 0.368, SLG: 0.331	C SI 88 B SI 88 X FF 86 1-1 ① F7		X SL 80 0-0 ① G6-3		B SI 89 S FF 88 X SI 89 1-1 G3-1 2B	F SI 89 X SI 89 0-1 ③ F7			B FF 95 B FF 94 D FF 94 X FF 94 3-1 1B 19 BB 16 HR 2-3 1B B SI 90 S SL 83 D CH 83 B SI 89 4-0 1↑ BB	5	1	2	0	1	0	2
19 Yunel Escobar, R (1, 6) OBP: 0.352, SLG: 0.380	B FC 83 X SI 89 1-0 ② G5-3		C SI 88 B SI 88 S SI 88 B SI 90 S SI 89 2-3 ② K		F SI 88 B SI 90 C SI 90 H SI 89 2-2 G3-1 HBP		S CH 79 B SI 92 B SI 80 F SL 78 B SI 93 S CH 80 3-3 ① K		B FF 95 B SI 87 D FF 94 D SL 84 4-1 1B 16 HR 1-2 BB C SI 90 X SI 90 1-1 ③ G4-3	4	1	0	0	1	2	2
Mark Teixeira, S (1, 3) OBP: 0.384, SLG: 0.497	B CH 81 B FF 87 B SI 89 C SI 89 C SI 89 S FC 84 3-3 ③ K		X FC 82 0-0 ③ F8		B SI 90 B SI 90 S SI 90 C SI 90 F SI 92 X FC 85 2-2 ② G3-1 1-2 2-3		B SI 92 F SI 93 B SI 94 B SI 83 C SI 94 S SL 81 3-3 ② K		B SL 85 B FF 95 X SL 85 2-0 16 HR 1-2 2-3 3-H 1B	5	1	1	1	0	2	2
16 Brian McCann, L (1, 2) OBP: 0.383, SLG: 0.568		C SL 81 B SI 88 B SI 88 F FF 86 X FC 84 2-2 ① G4-3		B CH 80 X SI 88 1-0 HR	I IN 74 I IN 75 I IN 75 I IN 78 4-0 IBB		B SI 94 B SI 93 C FF 93 B SI 81 F SI 93 B SL 80 4-2 S BB		F FF 95 B FF 95 F FF 86 X FF 94 1-2 1-H 2-H 3-H HR	3	2	2	5	2	0	0
Mark Kotsay, L (1, 8) OBP: 0.325, SLG: 0.384		B SI 88 B SI 89 X FC 83 2-0 7 FC5-4 1B	F SI 88 F SI 87 B CH 82 X SI 87 1-2 ① G4-3		C SI 90 X SI 90 0-1 ③ F7		F SI 93 C SI 91 B FF 93 B SL 80 X SI 93 2-2 ③ G3-1 1-2		X SI 88 0-0 ① P6	5	0	1	0	0	0	4
7 Jeff Francoeur, R (1, 9) OBP: 0.287, SLG: 0.372		B SI 87 C SI 89 1 SAFE X SI 89 1-1 ② FC5-4 4 1B 2 BB 1-2f	X SI 88 0-0 ② F9			B FC 83 C SI 89 S SI 88 B SI 88 F FC 82 F SI 91 F FC 84 X SI 90 2-2 49 1B 1B		X FC 87 0-0 ① G6-3	F SI 89 X SI 88 0-1 2 2B 2B	5	1	2	0	0	0	1
2 Kelly Johnson, L (1, 4) OBP: 0.339, SLG: 0.421		B SI 89 B FF 87 1 SAFE B SI 86 B SI 87 4-0 4 1B 1-2 BB	F SI 87 B CH 81 F SI 87 X SI 88 1-2 1B			B FC 82 S SI 89 1 SAFE B SI 89 1 SAFE X SI 88 2-1 ① F7		C CU 75 B FC 86 X CH 80 1-1 ② P5	X CH 81 0-0 4 1B G3 2B 2-H	4	1	2	1	1	0	1
4 Omar Infante, R (1, 5) OBP: 0.344, SLG: 0.420		C SI 89 X SI 89 0-1 49 FC4-6 1-2 2-3 1B	C SI 88 X SI 88 0-1 ③ G6-3			1 SAFE C SI 88 X SI 89 0-1 ② F7		C CH 81 B FC 88 C SI 91 F FC 88 S SI 92 1-3 ③ K	B SL 84 X CH 82 1-0 G3 2-3 1B	5	0	2	0	0	1	2
49 Jair Jurrjens, R (1, 1) OBP: 0.227, SLG: 0.158 Greg Norton, S (9, PH) OBP: 0.327, SLG: 0.391 Will Ohman, L (9, 1)		S FC 83 B FC 84 C SI 90 X SI 90 1-2 ③ FC4-6 1-2f			L SI 88 F FC 85 X FC 83 0-2 ① F9	C FC 82 B SI 88 B SI 89 X SI 90 2-1 1-2 1B			1 1B 1B 2B B FC 82 X FC 88 X SI 91 1-1 G3 1-2 3-H	3 2 0	0 1 0	1 1 0	0 1 0	0 0 0	0 0 0	3 1 0
Inning Stats	R: 0 E: 0 K: 1 S: 6 H: 0 LOB: 0 BB: 0 P: 11	R: 0 E: 0 K: 0 S: 11 H: 2 LOB: 3 BB: 1 P: 21	R: 0 E: 0 K: 1 S: 5 H: 0 LOB: 0 BB: 0 P: 7	R: 1 E: 0 K: 0 S: 10 H: 2 LOB: 1 BB: 0 P: 13	R: 0 E: 0 K: 0 S: 13 H: 1 LOB: 3 BB: 1 P: 22	R: 0 E: 0 K: 0 S: 14 H: 2 LOB: 2 BB: 0 P: 20	R: 0 E: 0 K: 2 S: 11 H: 0 LOB: 1 BB: 1 P: 23	R: 0 E: 0 K: 1 S: 7 H: 0 LOB: 0 BB: 0 P: 9	R: 7 E: 0 K: 0 S: 17 H: 7 LOB: 2 BB: 2 P: 34	1B: 8 2B: 4 3B: 0 HR: 2	SF: 0 SAC: 0 DP: 0 HBP: 1					WP: 0 PB: 0 SB: 1 CS: 0	PA: 47

PITCHER		IP	WLS	BF	H	R	ER	SO	BB	IBB	HBP	BLK	WP	HR	S	P	ERA	WHIP
38 Kyle Kendrick, R ERA: 4.7	(1, 1)	6.0	L	28	7	1	1	2	1	1	1	0	0	1	59	94	1.50	1.333
16 J.C. Romero, L ERA: 2.43	(7, 1)	1.0		4	0	0	0	2	1	0	0	0	0	0	11	23	0.00	1.000
37 Chad Durbin, R ERA: 1.75	(8, 1)	1.0		3	0	0	0	1	0	0	0	0	0	0	7	9	0.00	0.000
54 Brad Lidge, R ERA: 2.36	(9, 1)	0.0		5	4	5	5	0	1	0	0	0	0	1	8	18	∞	∞
55 Clay Condrey, R ERA: 3.89	(9, 1)	1.0		7	3	2	2	0	1	0	0	0	0	0	9	16	18.00	4.000

PITCHER	IP	WLS	BF	H	R	ER	SO	BB	IBB	HBP	BLK	WP	HR	S	P	ERA	WHIP

Atlanta Braves @ Philadelphia Phillies

Citizens Bank Park, Philadelphia, PA

Fri Jul 25 2008, 7:05 PM EDT

Att. 45,114 - Partly Cloudy - 86 F

TOP

livebaseballscorecards.com

AB	41
R	8
H	14
RBI	8
BB	5
SO	5
LOB	18

Batter	1	2	3	4	5	6	7	8	9	AB	R	H	RBI	BB	SO	LOB
11 Jimmy Rollins, S (1, 6) OBP: 0.329, SLG: 0.425	C FF 91 X SI 91 0-1 F8		B SL 82 X SI 92 1-0 P6			C SI 93 B SL 82 F CH 86 B CH 86 X CH 86 2-2 G5-3			B SI 90 B FF 90 C FF 91 S SL 81 F SL 81 F SL 82 X SL 82 2-2 F7	4	0	0	0	0	0	0
8 Shane Victorino, S (1, 8) OBP: 0.346, SLG: 0.417	B SI 92 B SI 92 B FF 92 B FF 92 4-0 26 E 26 S BB		X SI 93 0-0 G3			B SI 93 X CH 84 1-0 26 S 1B			C FF 90 S CH 85 B SL 81 T SL 81 1-2 K	3	0	1	0	1	1	0
26 Chase Utley, L (1, 4) OBP: 0.369, SLG: 0.563	1 SAFE B SI 92 1 SAFE C CH 86 F SI 94 B SI 94 S CH 86 2-3 K 1-3			B FF 92 C SI 92 B SI 92 F CH 85 F FF 95 X CH 86 2-2 G4-3		1 SAFE 1 SAFE 1 SAFE S CH 85 S CH 84 T FF 94 0-2 K 1-2			B FF 92 B FF 91 C SL 79 X SL 82 2-1 6 HR 1B	4	1	1	0	0	2	2
6 Ryan Howard, L (1, 3) OBP: 0.321, SLG: 0.506	C CH 84 X FF 94 0-1 F8			B SL 83 X CH 86 1-0 G4-3			B CH 84 X CH 84 1-0 G3		C FF 91 X FF 91 0-1 1-H HR	4	1	1	2	0	0	1
Pat Burrell, R (1, 7) OBP: 0.404, SLG: 0.581		B SI 92 C CH 85 B SI 94 B SI 93 F SI 94 X CH 86 3-2 G5-3		C SI 93 B CH 86 C SI 95 B SL 84 F CH 86 C SI 95 2-3 K			X SI 92 0-0 F9		X FF 90 0-0 F9	4	0	0	0	0	1	0
10 Geoff Jenkins, L (1, 9) OBP: 0.292, SLG: 0.400		T CH 85 B FF 93 X CH 86 1-1 G1-3			F CH 75 B SI 93 B CH 85 C CH 85 X FF 94 2-2 19 G6-3 1B		B SI 92 C SI 93 B SI 94 F CH 85 B CH 85 X CH 86 3-2 G6-3			3	0	1	0	0	0	0
19 Greg Dobbs, L (1, 5) OBP: 0.348, SLG: 0.419		C FF 93 F SI 93 B FF 94 B SL 81 X CH 86 2-2 1B			B SI 93 X CH 86 1-0 G6-3 1-2f			S SI 92 B SI 92 B SI 94 X CH 85 2-1 L5		3	0	1	0	0	0	1
51 Carlos Ruiz, R (1, 2) OBP: 0.307, SLG: 0.270		1 SAFE F FF 94 C SI 93 1 SAFE B SL 83 B SL 82 C CH 86 2-3 K			C CH 87 B SL 84 S SL 81 X SL 82 1-2 G5-3			C SI 94 C SI 94 B SI 95 X SI 95 1-2 L3		3	0	0	0	0	1	1
38 Kyle Kendrick, R (1, 1) OBP: 0.200, SLG: 0.162 So Taguchi, R (6, PH) OBP: 0.295, SLG: 0.296 16 J.C. Romero, S (7, 1) 37 Chad Durbin, R (8, 1) OBP: 0.167, SLG: 0.167 28 Jayson Werth, R (8, PH) OBP: 0.354, SLG: 0.476 54 Brad Lidge, R (9, 1) 55 Clay Condrey, R (9, 1)			C SI 90 B SL 81 C CH 85 S SL 82 1-3 K			C CH 86 C SL 82 F SI 94 C SI 95 0-3 K		B SI 94 C SI 94 B CH 86 B SI 94 X SI 94 3-1 G1-3		1 1 0 0 1 0 0	0 0 0 0 0 0 0	0 0 0 0 0 0 0	0 0 0 0 0 0 0	1 1 0 0 0 0 0	0 0 0 0 0 0 0	0 0 0 0 0 0 0
Inning Stats	R: 0 E: 0 K: 1 S: 7 H: 0 LOB: 1 BB: 1 P: 13	R: 0 E: 0 K: 1 S: 11 H: 1 LOB: 1 BB: 0 P: 19	R: 0 E: 0 K: 1 S: 5 H: 0 LOB: 0 BB: 0 P: 7	R: 0 E: 0 K: 1 S: 9 H: 0 LOB: 0 BB: 0 P: 14	R: 0 E: 0 K: 0 S: 7 H: 1 LOB: 0 BB: 0 P: 11	R: 0 E: 0 K: 2 S: 11 H: 1 LOB: 1 BB: 0 P: 14	R: 0 E: 0 K: 0 S: 5 H: 0 LOB: 0 BB: 0 P: 9	R: 0 E: 0 K: 0 S: 7 H: 0 LOB: 0 BB: 0 P: 13	R: 2 E: 0 K: 1 S: 13 H: 2 LOB: 0 BB: 0 P: 18	1B: 4 2B: 0 3B: 0 HR: 1	SF: 0 SAC: 0 DP: 1 HBP: 0			WP: 0 PB: 0 SB: 2 CS: 0		PA: 32	

PITCHER		IP	WLS	BF	H	R	ER	SO	BB	IBB	HBP	BLK	WP	HR	S	P	ERA	WHIP
49 Jair Jurrjens, R ERA: 3.02	(1, 1)	8.0	W	27	3	0	0	6	1	0	0	0	0	0	62	100	0.00	0.500
Will Ohman, L ERA: 2.98	(9, 1)	1.0		5	2	2	2	1	0	0	0	0	0	1	13	18	18.00	2.000

PITCHER	IP	WLS	BF	H	R	ER	SO	BB	IBB	HBP	BLK	WP	HR	S	P	ERA	WHIP

BOTTOM

Atlanta Braves @ Philadelphia Phillies

Citizens Bank Park, Philadelphia, PA

Fri Jul 25 2008, 7:05 PM EDT

Att. 45,114 - Partly Cloudy - 86 F

livebaseballscorecards.com

AB	31
R	2
H	5
RBI	2
BB	1
SO	7
LOB	5

Atlanta Braves @ Philadelphia Phillies

Citizens Bank Park, Philadelphia, PA

Sat Jul 26 2008, 3:55 PM EDT

Att. 45,107 - Partly Cloudy - 87 F

livebaseballscorecards.com

Batter	1	2	3	4	5	6	7	8	9	AB	R	H	RBI	BB	SO	LOB
1 Grégor Blanco, L (1, 7) OBP: 0.365, SLG: 0.329	C FF 91 F CU 76 B FF 92 X CH 80 1-2 P5 ①		C CU 76 C FF 92 B CH 82 B CU 80 B CU 79 S CH 82 3-3 K ③	X FF 93 0-0 HR 1-2 3-H 1B		B FF 95 1 SAFE F FF 95 1 SAFE B FF 95 X FF 94 2-1 F7 ①	C FC 86 D SI 92 X FC 86 1-1 FC4-6 ③ 1-2f			5	1	1	1	0	1	3
19 Yunel Escobar, R (1, 6) OBP: 0.357, SLG: 0.380	B CU 76 C CH 80 B FF 92 B FF 92 C CH 81 B FF 93 4-2 G4-6-3 BB			B CH 79 4-2 C FF 92 B CH 81 B FF 92 F FF 92 S FF 92 B FF 92 16 BB 1B 4 2B BB F FF 92 B FF 93 B FF 93 X FF 93 3-2 F9 ②		1 SAFE B FC 92 C FF 95 B SL 79 F FF 95 F FF 94 D CH 83 B FF 96 4-2 16 BB 1-2 BB		C SI 90 C FC 87 X FC 87 0-2 16 G4-3 1B		2	1	1	0	3	0	2
Mark Teixeira, S (1, 3) OBP: 0.384, SLG: 0.504	B CH 81 S CH 82 X FF 93 1-1 G4-6-3 ② ③ 1-2f			C CH 81 2-1 S CH 82 B FF 92 X FF 92 16 BB 4 2B 1-2 1B C CH 82 X FF 92 0-1 1-H 2-H HR		B FC 90 B FC 90 C FF 95 F FF 95 C FF 94 2-3 K ②		C SL 78 D SL 80 C SI 92 1 SAFE X SL 79 1-2 F8 ①		5	2	2	3	0	1	4
16 Brian McCann, L (1, 2) OBP: 0.386, SLG: 0.566		B CU 74 X CH 81 1-0 7 FC6-4 1B		C FF 87 4-2 D CH 82 S CH 82 F CH 82 D CH 82 B FF 94 4 2B 7 SF7 1-2 2-3 BB X CH 86 0-0 P4 ③		B SL 77 B CH 83 D CH 84 B FF 94 4-0 1-2 2-3 BB		B SI 91 F SI 93 1 SAFE F SI 91 D SI 81 B SL 80 X SI 94 3-2 G4-3 ② 1-2		3	1	1	0	2	0	1
4 Omar Infante, R (1, 5) OBP: 0.338, SLG: 0.419		S FF 91 X FF 92 0-1 F7 ①		X CH 83 0-0 14 E 1B 1-3 2-H 3-H 2B	C FF 87 X FF 87 0-1 F8 ①	X FF 96 0-0 F9 ③		C SL 80 S SL 82 B SI 93 C SI 93 1-3 K ③		5	1	1	2	0	1	5
7 Jeff Francoeur, R (1, 9) OBP: 0.286, SLG: 0.370		F FF 93 B FF 92 S CH 82 X CH 82 1-2 FC6-4 ② 1-2f		X CH 82 0-0 SF7 ① 3-H	B FF 85 C SI 89 F FF 87 B SL 80 X FF 89 2-2 1B 1B		C FC 86 B SI 89 F FC 86 S SI 91 1-3 K ①		C FF 86 S FF 86 X FF 88 0-2 G6-3 ①	4	0	1	1	0	1	1
14 Martín Prado, R (1, 4) OBP: 0.338, SLG: 0.414 Will Ohman, L (6, 1) Greg Norton, S (7, PH) OBP: 0.331, SLG: 0.396 39 Rafael Soriano, R (7, 1) Julian Tavarez, L (8, 1) 8 Ruben Gotay, S (9, PH) OBP: 0.295, SLG: 0.308		F CH 82 X CH 83 0-1 G1-3 ③		C FF 93 X CH 83 0-1 E4 FC1 1B E 2-3	X SI 88 0-0 F9 ②	B FC 87 C FC 85 B CH 82 B FC 87 F FC 87 X SI 91 3-2 2 F9 BB 1B		C FF 86 B FF 94 X FF 87 1-1 P5 ②	3 1 0 0 0 0 3 0 0 0 0 0 0 0 1 0 1 0 0 0 0 0 0 0 0 0 0 0 0 0 0 0 0 0 0 1 0 0 0 0 0 0						
Mark Kotsay, L (1, 8) OBP: 0.331, SLG: 0.386			B FF 90 X FF 90 1-0 P2 ①	D CU 78 X FF 92 1-0 E 1 1B 1-2 3-H 1B	B SI 88 C CH 80 X FC 87 1-1 1-3 1B	B FC 87 B FF 91 B SI 90 B FF 90 4-0 1 FC4-6 1-2 BB		B FF 96 B FF 87 S FF 86 F FF 95 F FF 87 X FF 87 2-2 G4-3 ③	4	1	2	1	1	0	0
Mike Hampton, R (1, 1) Royce Ring, L (5, 1) 56 Blaine Boyer, R (5, 1) 2 Kelly Johnson, L (5, 4) OBP: 0.339, SLG: 0.420			B FF 90 B FF 91 C FF 91 F FF 92 S CH 81 2-3 K ②	X CH 81 0-0 FC1 1 1B HR 1-3 2-H		B FC 91 B FF 94 B FF 94 C FF 93 F FF 94 B FF 95 4-2 16 BB 19 BB BB	B FC 87 X SI 91 1-0 F9 ② 2-3			2	1	0	0	0	1	1
										0	0	0	0	0	0	0
										0	0	0	0	0	0	0
										1	0	0	0	1	0	2

Inning Stats	1	2	3	4	5	6	7	8	9
	R: 0 E: 0 K: 0 S: 7	H: 0 LOB: 0 BB: 1 P: 13	R: 0 E: 0 K: 0 S: 8	H: 1 LOB: 1 BB: 0 P: 10	R: 0 E: 0 K: 2 S: 7	H: 0 LOB: 0 BB: 0 P: 13	R: 9 E: 2 K: 0 S: 22	H: 5 LOB: 0 BB: 2 P: 36	R: 0 E: 0 K: 0 S: 8	H: 2 LOB: 2 BB: 0 P: 11	R: 0 E: 0 K: 1 S: 11	H: 0 LOB: 3 BB: 3 P: 27	R: 0 E: 0 K: 1 S: 9	H: 1 LOB: 2 BB: 1 P: 19	R: 0 E: 0 K: 1 S: 12	H: 1 LOB: 1 BB: 0 P: 17	R: 0 E: 0 K: 0 S: 9	H: 0 LOB: 0 BB: 0 P: 12

1B: 8	SF: 1	WP: 0	PA: 44
2B: 1	SAC: 0	PB: 0	
3B: 0	DP: 1	SB: 0	
HR: 1	HBP: 0	CS: 0	

	TOP
AB	36
R	9
H	10
RBI	8
BB	7
SO	5
LOB	22

PITCHER		IP	WLS	BF	H	R	ER	SO	BB	IBB	HBP	BLK	WP	HR	S	P	ERA	WHIP
35 Cole Hamels, L ERA: 3.27	(1, 1)	3.2		21	6	9	4	2	3	0	0	0	0	1	43	71	9.82	2.455
57 Rudy Seanez, R ERA: 2.84	(4, 1)	0.1		1	0	0	0	0	0	0	0	0	0	0	1	1	0.00	0.000
21 Adam Eaton, R ERA: 5.66	(5, 1)	1.0	W	4	2	0	0	0	0	0	0	0	0	0	8	11	0.00	2.000
46 Ryan Madson, R ERA: 3.08	(6, 1)	1.0	H	6	0	0	0	1	3	0	0	0	0	0	11	27	0.00	3.000
37 Chad Durbin, R ERA: 1.72	(7, 1)	1.0	H	6	2	0	0	1	1	0	0	0	0	0	12	22	0.00	3.000

PITCHER		IP	WLS	BF	H	R	ER	SO	BB	IBB	HBP	BLK	WP	HR	S	P	ERA	WHIP
16 J.C. Romero, L ERA: 2.38	(8, 1)	1.0	H	3	0	0	0	1	0	0	0	0	0	0	9	14	0.00	0.000
54 Brad Lidge, R ERA: 2.3	(9, 1)	1.0	S	3	0	0	0	0	0	0	0	0	0	0	9	12	0.00	0.000

BOTTOM

Batter	1	2	3	4	5	6	7	8	9	AB	R	H	RBI	BB	SO	LOB
11 Jimmy Rollins, S (1, 6) OBP: 0.330, SLG: 0.425	C FF 89 B SI 84 X SI 84 1-1 6 CS 1B	B FF 89 B FF 86 C FC 84 X FC 86 2-1 ③ G1			B SI 84 2-2 C FF 87 F CU 75 B FF 90 X FC 84 26 1B / 8 1B / 6 1B 1B x CH 86 0-0 ③ B1-3			C SI 90 X SI 90 0-1 ② FC6-4 1-2f		5	1	2	0	0	0	3
8 Shane Victorino, S (1, 8) OBP: 0.347, SLG: 0.422	1 SAFE B SI 86 X CH 80 1-0 ① F7		C FF 89 S CU 74 B FF 90 B CU 75 F FC 84 F CU 77 F FF 91 B FF 90 X FF 85 3-2 26 SF9 3B		C FF 88 F FC 84 X CU 76 0-2 26 1B / 6 1B 1B 1-2	F FF 89 B FF 90 B CH 85 F FF 90 C SL 81 2-3 ① K		1 SAFE D SI 90 X SI 90 1-0 ③ L3		5	2	2	0	0	1	2
26 Chase Utley, L (1, 4) OBP: 0.368, SLG: 0.561	C FF 90 1 SAFE B FC 86 S FC 86 X FC 87 1-2 ② L8		B CU 76 B FF 88 C SI 87 F FF 88 X FC 87 2-2 ① SF9 3-H		F SI 87 B FF 88 B FF 88 X FC 85 2-1 6 1B / SF8 1B 1-2 2-3	B FF 89 X FF 90 1-0 ② G4-3				3	1	1	1	0	0	1
6 Ryan Howard, L (1, 3) OBP: 0.323, SLG: 0.505	B FF 88 C FC 88 1-1 ③ CS 1-2	B FC 85 F FF 88 F FC 84 B FF 88 B FC 87 F SI 88 B FF 92 4-2 2B 27 1B BB	C FC 86 S CU 77 B FC 86 S CU 78 1-3 ② K		C SI 86 X SI 87 0-1 28 1B / 27 1B 1B 1-3 2-H 3-H	X FF 90 0-0 ③ F8				3	2	1	2	1	1	0
Pat Burrell, R (1, 7) OBP: 0.402, SLG: 0.582 51 Carlos Ruiz, R (9, 2) OBP: 0.307, SLG: 0.270		F FF 87 B SI 86 B FC 87 X SI 81 2-1 27 1B 2B 1-3	B FF 90 B FC 84 X SI 86 2-0 ③ G5-3		F FF 93 C SI 94 B CU 75 X FF 94 1-2 ① SF8 3-H		C SL 80 B SL 82 C SL 82 B SL 81 B SL 80 F SL 80 S FF 93 3-3 ① K			3 0	1 0	1 0	1 0	0 0	1 0	0 0
28 Jayson Werth, R (1, 9) OBP: 0.352, SLG: 0.472 (9, 7)		C FC 86 B FF 90 X FC 86 1-1 ① G5-3	B FC 82 C FF 88 F FC 84 X CU 76 1-2 ① G1-3		C SI 93 F SI 94 F CU 76 B FF 93 X CU 77 1-2 27 1B / 19 HR 1B 1-2		S FF 93 C FF 93 F CU 93 S SL 81 0-3 ② K			4	1	1	0	0	1	2
4 Eric Bruntlett, R (1, 5) OBP: 0.320, SLG: 0.331		F FC 85 B FC 87 B CH 80 B FC 87 I IN 74 4-1 35 SH1-4 / 27 1B IBB	B FF 88 C SI 82 F FC 84 B CU 74 F FC 84 X FF 90 2-2 ② G4-3		F FF 93 F FF 94 F FF 95 X FF 94 0-2 ② F8		B SL 81 S FF 93 B SL 79 C SL 79 F FF 93 F SL 84 F FF 93 B FF 94 X SL 80 3-2 ③ P6			3	0	0	0	1	0	2
27 Chris Coste, R (1, 2) OBP: 0.335, SLG: 0.480 54 Brad Lidge, R (9, 1)		C FF 89 S FC 87 B FC 87 F FC 87 X SI 85 1-2 35 SH1-4 1B 1-2 2-H 3-H	B SI 82 B FF 89 C FF 89 X FC 83 2-1 2B		F SI 94 C CU 78 F SI 95 D CU 78 X CU 78 1-2 19 HR 1B 1-3 2-H			X SI 92 0-0 ① G6-3		4 0	1 0	3 0	3 0	0 0	0 0	0 0
35 Cole Hamels, L (1, 1) OBP: 0.000, SLG: 0.000 57 Rudy Seanez, R (4, 1) So Taguchi, R (4, PH) OBP: 0.267, SLG: 0.356 21 Adam Eaton, R (5, 1) OBP: 0.381, SLG: 0.476 19 Greg Dobbs, L (5, PH) OBP: 0.263, SLG: 0.444 46 Ryan Madson, L (6, 1) 37 Chad Durbin, R (7, 1) OBP: 0.000, SLG: 0.000 16 J.C. Romero, S (8, 1) 10 Geoff Jenkins, L (5, PH) OBP: 0.286, SLG: 0.400 (5, 6)		X FF 88 0-0 ② SH1-4 1-2 2-3		F SI 85 B FF 89 F FC 85 X CU 75 1-2 ③ F8	B SI 93 C FF 93 F FF 93 X FF 93 1-2 HR 1-H 3-H			B SI 91 B CH 84 B SI 89 C SI 90 B SI 89 4-1 11 FC6-4 BB		0 0 1 0 1 0 0 0 0 0	0 0 0 0 1 0 0 0 0 0	0 0 0 0 3 0 0 0 0 0	0 0 0 0 0 0 0 0 0 1	0 0 0 0 0 0 0 0 0 0	0 0 1 0 0 0 0 0 0 0	0 0 0 0 0 0 0 0 0 0
Inning Stats	R: 0 E: 0 K: 0 S: 7 H: 1 LOB: 0 BB: 0 P: 11	R: 2 E: 0 K: 0 S: 15 H: 2 LOB: 2 BB: 2 P: 29	R: 1 E: 0 K: 1 S: 13 H: 1 LOB: 0 BB: 0 P: 21	R: 0 E: 0 K: 0 S: 12 H: 1 LOB: 1 BB: 0 P: 18	R: 7 E: 0 K: 0 S: 29 H: 7 LOB: 0 BB: 0 P: 37	R: 0 E: 0 K: 1 S: 5 H: 0 LOB: 0 BB: 0 P: 8	R: 0 E: 0 K: 2 S: 14 H: 0 LOB: 0 BB: 0 P: 20	R: 0 E: 0 K: 0 S: 5 H: 0 LOB: 1 BB: 1 P: 10		1B: 8 2B: 2 3B: 1 HR: 1	SF: 2 SAC: 1 DP: 0 HBP: 0		WP: 0 PB: 0 SB: 0 CS: 1	PA: 39	

PITCHER		IP	WLS	BF	H	R	ER	SO	BB	IBB	HBP	BLK	WP	HR	S	P	ERA	WHIP
Mike Hampton, L ERA: 13.5	(1, 1)	4.0		21	8	6	6	1	1	1	0	0	0	0	55	91	13.50	2.250
Royce Ring, L ERA: 5.03	(5, 1)	0.0		1	1	0	0	0	0	0	0	0	0	0	2	2	∞	∞
56 Blaine Boyer, R ERA: 4.18	(5, 1)	1.0	L	6	3	4	4	0	0	0	0	0	0	1	19	23	36.00	3.000
Will Ohman, L ERA: 2.91	(6, 1)	1.0		3	0	0	0	1	0	0	0	0	0	0	5	8	0.00	0.000
39 Rafael Soriano, R ERA: 1.64	(7, 1)	1.0		3	0	0	0	2	0	0	0	0	0	0	14	20	0.00	0.000

PITCHER		IP	WLS	BF	H	R	ER	SO	BB	IBB	HBP	BLK	WP	HR	S	P	ERA	WHIP
Julian Tavarez, R ERA: 6.29	(8, 1)	1.0		4	0	0	0	0	1	0	0	0	0	0	5	10	0.00	1.000

Atlanta Braves @ Philadelphia Phillies

Citizens Bank Park, Philadelphia, PA

Sat Jul 26 2008, 3:55 PM EDT

Att. 45,107 - Partly Cloudy - 87 F

livebaseballscorecards.com

AB	32
R	10
H	12
RBI	10
BB	3
SO	4
LOB	11

Atlanta Braves @ Philadelphia Phillies

Citizens Bank Park, Philadelphia, PA

Sun Jul 27 2008, 1:35 PM EDT
Att. 45,096 - Partly Cloudy - 85 F

livebaseballscorecards.com

Batter	1	2	3	4	5	6	7	8	9	AB	R	H	RBI	BB	SO	LOB
1 Grégor Blanco, L (1, 7) OBP: 0.366, SLG: 0.326	F9	F7		19 G6-4-3 BB		K		14 2B 1-2 2-3 3-H BB		3	1	0	1	2	1	0
19 Yunel Escobar, R (1, 6) OBP: 0.355, SLG: 0.378	16 1B BB 1B		F8	G6-4-3 1-2f			G4-3	P5		5	1	1	0	0	0	5
Mark Teixeira, S (1, 3) OBP: 0.389, SLG: 0.507 38 Buddy Carlyle, L (7, 1) OBP: 0.333, SLG: 0.200 14 Martín Prado, R (8, PH) OBP: 0.346, SLG: 0.437 Will Ohman, L (8, 1)	16 1B 2B 1-2 BB		16 G4-6-3 1B		7 BB 1B		G4-6-3 BB	1-H 2-H 3-H 2B		2 0 1 0	1 0 0 0	2 0 1 0	0 0 3 0	2 0 0 0	0 0 0 0	0 0 0 0
16 Brian McCann, L (1, 2) OBP: 0.385, SLG: 0.564 Corky Miller, R (6, 2) OBP: 0.185, SLG: 0.163	2B 1-3 2-H 1B		G4-6-3 1-2f		P4		G4-6-3 1-2f	G5-3		3 2	0 0	1 0	1 0	0 0	0 0	2 2
Mark Kotsay, L (1, 8) OBP: 0.336, SLG: 0.395	1-3 3-H 2B			7 WP 2 HR 1B	L8			2 BB 4 2B 1B	G1-3	5	2	3	1	0	0	1
7 Jeff Francoeur, R (1, 9) OBP: 0.288, SLG: 0.368	K			K 1-2	1-2 BB			P4	4 DI BB	3	0	0	0	2	2	4
2 Kelly Johnson, L (1, 4) OBP: 0.340, SLG: 0.427	G3			2-H HR	G3			4 2B 1 BB 1-2 BB	K	4	2	1	2	1	1	5
4 Omar Infante, R (1, 5) OBP: 0.340, SLG: 0.450		L5		HR		F9		1 BB 14 2B 1-3 2-H 2B	G3-1 1-2	5	2	2	2	0	0	1
57 Jorge Campillo, R (1, 1) OBP: 0.200, SLG: 0.200 37 Jo-Jo Reyes, L (2, 1) OBP: 0.050, SLG: 0.100 Julian Tavarez, L (5, 1) 8 Ruben Gotay, S (6, PH) OBP: 0.292, SLG: 0.304 Royce Ring, L (6, 1) 56 Blaine Boyer, R (6, 1) Greg Norton, S (7, 3) OBP: 0.329, SLG: 0.393		F9		2B		L8		E1 1 BB 14 2B		1 1 0 1 0 0 1	0 0 0 0 0 0 1	0 1 0 0 0 0 0	0 0 0 0 0 0 1	0 0 0 0 0 0 0	0 0 0 0 0 0 0	0 0 0 0 0 0 2

Inning Stats																					
	R: 2	H: 3	R: 0	H: 0	R: 0	H: 1	R: 3	H: 4	R: 0	H: 1	R: 0	H: 0	R: 0	H: 0	R: 5	H: 3	R: 0	H: 0	1B: 6	SF: 0	WP: 1	PA: 44
	E: 0	LOB: 2	E: 0	LOB: 0	E: 0	LOB: 0	E: 0	LOB: 1	E: 0	LOB: 2	E: 0	LOB: 0	E: 0	LOB: 0	E: 1	LOB: 1	E: 0	LOB: 1	2B: 4	SAC: 0	PB: 0	
	K: 1	BB: 1	K: 0	BB: 0	K: 0	BB: 0	K: 1	BB: 1	K: 0	BB: 1	K: 1	BB: 0	K: 0	BB: 1	K: 0	BB: 2	K: 1	BB: 1	3B: 0	DP: 3	SB: 0	
	S: 11	P: 19	S: 6	P: 11	S: 10	P: 14	S: 16	P: 28	S: 7	P: 14	S: 7	P: 7	S: 5	P: 11	S: 18	P: 36	S: 14	P: 24	HR: 2	HBP: 0	CS: 0	

PITCHER		IP	WLS	BF	H	R	ER	SO	BB	IBB	HBP	BLK	WP	HR	S	P	ERA	WHIP
56 Joe Blanton, R ERA: 5.13	(1, 1)	2.0		10	3	2	2	1	1	0	0	0	0	0	17	30	9.00	2.000
21 Adam Eaton, R ERA: 5.8	(3, 1)	2.0		10	5	3	3	1	1	0	0	0	1	2	26	42	13.50	3.000
55 Clay Condrey, R ERA: 3.72	(5, 1)	2.0	W	8	1	0	0	1	1	0	0	0	0	0	14	21	0.00	1.000
16 J.C. Romero, L ERA: 2.32	(7, 1)	1.0		3	0	0	0	0	1	0	0	0	0	0	5	11	0.00	1.000
57 Rudy Seanez, R ERA: 3.09	(8, 1)	0.1		5	2	4	2	0	1	0	0	0	0	0	11	20	54.00	9.000

PITCHER		IP	WLS	BF	H	R	ER	SO	BB	IBB	HBP	BLK	WP	HR	S	P	ERA	WHIP
46 Ryan Madson, R ERA: 3.21	(8, 1)	0.2		4	1	1	0	0	1	0	0	0	0	0	7	16	0.00	3.000
54 Brad Lidge, R ERA: 2.25	(9, 1)	1.0	S	4	0	0	0	1	1	0	0	0	0	0	14	24	0.00	1.000

TOP	
AB	37
R	10
H	12
RBI	10
BB	7
SO	4
LOB	22

BOTTOM

Atlanta Braves @ Philadelphia Phillies

Citizens Bank Park, Philadelphia, PA

Sun Jul 27 2008, 1:35 PM EDT

Att. 45,096 - Partly Cloudy - 85 F

livebaseballscorecards.com

Batter	1	2	3	4	5	6	7	8	9	AB	R	H	RBI	BB	SO	LOB
11 Jimmy Rollins, S (1, 6) OBP: 0.333, SLG: 0.435	B FF 83 C FF 84 B FF 85 F FF 84 X FF 87 2-2 ① F7	B FF 93 C SL 80 B CH 84 C FF 92 B CU 73 C FF 93 3-3 ③ K		F CU 73 D CH 82 B FF 91 C CU 71 D FF 91 D FF 93 4-2 1-2 8 HR BB		B CU 71 L SI 87 C SI 88 F CU 74 X CU 73 1-2 6 S 8 1B 6 1B 2-3 1B	F CH 80 X SL 88 0-1 HR			4	3	2	1	1	1	3
8 Shane Victorino, S (1, 8) OBP: 0.350, SLG: 0.431	C FF 85 B CU 72 B CH 75 X FF 86 2-1 ② G1-3		C CU 72 C CH 82 H FF 92 1-2 6 G3-6 HBP	F SI 92 X SL 81 0-1 1-H 2-H HR		B SI 88 D CH 78 1 SAFE 1 SAFE X SI 87 2-0 6 S 6 1B 1-2 3-H 1B	B FF 91 F CH 79 B B S X 3-2 ③ L4			4	2	2	4	0	0	0
26 Chase Utley, L (1, 4) OBP: 0.368, SLG: 0.559	B FF 87 C CH 76 X CU 71 1-1 6 1B 6 1B 1B		B FF 91 F SI 92 C FF 92 S CU 72 1-3 ① K	B SI 92 X FF 91 1-0 ③ F8		F SI 88 C CU 71 S CU 72 0-3 ① K		S SL 80 F CH 86 F FF 91 X FF 92 0-2 6 CS 1B		5	0	2	0	0	2	3
6 Ryan Howard, L (1, 3) OBP: 0.324, SLG: 0.504	1 SAFE C B B B S X 3-2 ③ 1-H 1B		F CU 78 B SL 81 1 SAFE C CU 72 X CU 72 1-2 ②③ G3-6 1-2f		B CU 78 F SI 91 T CU 78 B FF 91 S FF 91 2-3 ① K	D CU 74 S CU 73 B CU 72 B CU 73 S CU 73 X CU 73 3-2 1-H 2-H 28 HR 1B		1 SAFE C FF 91 S SL 83 S SL 83 0-3 ①② K 1-2		5	1	2	2	0	2	2
Pat Burrell, R (1, 7) OBP: 0.400, SLG: 0.585 54 Brad Lidge, R (9, 1)		C FF 82 C FC 82 B SI 86 B SI 88 X SI 89 2-2 ① G4-3		B FF 89 C SI 90 B SI 90 B SI 91 X SI 91 3-1 ① F7	C C B B B X 3-2 HR	X FF 93 0-0 ② F7		B CH 87 C SL 82 B SI 87 B SI 92 F FF 91 X FF 91 3-2 ③ P4		5 0	1 0	1 0	1 0	0 0	0 0	1 0
28 Jayson Werth, R (1, 9) OBP: 0.358, SLG: 0.485 (9, 7)		C SI 83 B FF 87 X SI 88 1-1 ② L8		B CU 72 B FF 90 B FF 90 B FF 92 4-0 27 HR BB	B SI 92 C SI 92 H SI 91 2-1 HBP	B FF 93 B CU 75 F FF 94 B FF 94 S SI 95 X FF 94 3-2 1-H HR				2	2	1	2	1	0	0
4 Eric Bruntlett, R (1, 5) OBP: 0.318, SLG: 0.325		B FC 82 C SL 80 B CH 82 B SI 90 C FF 90 B FF 90 4-2 21 BB 27 1B BB		C SI 91 C SI 92 B SI 92 S SI 92 1-3 ② K	1 SAFE C SI 89 1 SAFE S SI 89 C SI 90 0-3 ② K	B CU 76 F FF 95 B CU 76 F FF 95 F FF 96 F FF 95 F CU 77 B FF 94 F FF 96 3-2 F FF 95 X FF 95 F9 ③				3	0	0	0	1	2	2
27 Chris Coste, R (1, 2) OBP: 0.340, SLG: 0.500 16 J.C. Romero, S (7, 1) 19 Greg Dobbs, L (7, PH) OBP: 0.350, SLG: 0.443 57 Rudy Seanez, R (8, 1) 46 Ryan Madson, L (8, 1) 10 Geoff Jenkins, L (9, 9) OBP: 0.295, SLG: 0.400		1 SAFE X FF 91 0-0 21 BB 1-2 1B		1 SAFE B SI 91 F SI 91 B CU 71 X FF 92 2-1 1-H HR	B SI 91 F SI 91 1 SAFE X CH 81 1-1 ③ L1		F SL 85 T CH 80 X CH 81 0-2 ① F7			3 0 1 0 0 0	1 0 0 0 0 0	2 0 0 0 0 0	2 0 0 0 0 0	0 0 0 0 0 0	0 0 0 0 0 0	1 0 0 0 0 0
56 Joe Blanton, R (1, 1) OBP: 0.000, SLG: 0.000 21 Adam Eaton, R (2, PH) OBP: 0.303, SLG: 0.250 (3, 1) So Taguchi, R (4, PH) OBP: 0.300, SLG: 0.301 55 Clay Condrey, R (5, 1) 51 Carlos Ruiz, R (6, PH) OBP: 0.309, SLG: 0.277 (7, 2)		B FF 90 B CH 83 B FF 90 B FF 92 4-0 1-2 2-3 BB		C FF 90 S CU 72 F CU 72 B FF 89 F SL 79 B FF 92 X CU 72 2-2 11 BB 8 HR 1B		F SI 86 B CU 72 B CU 71 B SI 85 X SI 86 3-1 11 1B 8 1B 2B	C FF 91 B SI 87 F FF 90 B SL 89 B FF 91 F FF 90 F FF 91 X SL 87 3-2 ② P4			0 0 1 0 2	0 0 1 0 1	0 0 1 0 1	0 1 0 0 0	0 0 0 0 0	0 0 0 0 0	0 0 0 0 0
Inning Stats	R: 0 E: 0 K: 0 S: 10 H: 2 LOB: 2 BB: 0 P: 18	R: 0 E: 0 K: 1 S: 11 H: 1 LOB: 3 BB: 2 P: 25	R: 0 E: 0 K: 1 S: 8 H: 0 LOB: 0 BB: 0 P: 11	R: 5 E: 0 K: 1 S: 17 H: 3 LOB: 0 BB: 2 P: 34	R: 1 E: 0 K: 2 S: 12 H: 1 LOB: 1 BB: 0 P: 20	R: 5 E: 0 K: 1 S: 25 H: 5 LOB: 0 BB: 0 P: 40	R: 1 E: 0 K: 0 S: 13 H: 1 LOB: 0 BB: 0 P: 19	R: 0 E: 0 K: 1 S: 10 H: 1 LOB: 0 BB: 0 P: 13		1B: 8 2B: 1 3B: 0 HR: 5 SF: 0 SAC: 0 DP: 1 HBP: 2						

	AB	35
	R	12
	H	14
	RBI	12
	BB	4
	SO	7
	LOB	12

PITCHER		IP	WLS	BF	H	R	ER	SO	BB	IBB	HBP	BLK	WP	HR	S	P	ERA	WHIP
57 Jorge Campillo, R ERA: 2.78	(1, 1)	1.2		6	2	0	0	0	0	0	0	0	0	0	15	26	0.00	1.200
37 Jo-Jo Reyes, L ERA: 5.33	(2, 1)	2.2		16	4	5	5	4	4	0	1	0	0	2	34	67	16.88	3.000
Julian Tavarez, R ERA: 6.48	(5, 1)	0.2	L	4	1	1	1	1	0	0	1	0	0	1	9	15	13.50	1.500
Royce Ring, L ERA: 6.75	(6, 1)	0.1		5	4	4	4	1	0	0	0	0	0	0	13	22	108.00	12.000
56 Blaine Boyer, R ERA: 4.29	(6, 1)	0.2		3	1	1	1	0	0	0	0	0	0	1	12	18	13.50	1.500
38 Buddy Carlyle, R ERA: 4.41	(7, 1)	1.0		4	1	1	1	0	0	0	0	0	0	1	13	19	9.00	1.000
Will Ohman, L ERA: 2.84	(8, 1)	1.0		3	1	0	0	1	0	0	0	0	0	0	10	13	0.00	1.000

St. Louis Cardinals @ Atlanta Braves

Turner Field, Atlanta, GA

Mon Jul 28 2008, 7:00 PM EDT

Att. 28,705 - Partly Cloudy - 92 F

TOP

livebaseballscorecards.com

Batter	1	2	3	4	5	6	7	8	9	AB	R	H	RBI	BB	SO	LOB
55 Skip Schumaker, L (1, 8) OBP: 0.366, SLG: 0.421	F FF 91 B CH 80 F SI 90 X FF 92 1-2 ① G3		B SI 87 B FF 90 B SI 88 B SI 89 4-0 47 1B G2-3 8 FC6-4 BB	X SI 87 0-0 1-2 FC3-6 1B	X SL 83 0-0 ③ G4-3			X CU 72 0-0 ② F7		4	1	1	0	1	0	2
Aaron Miles, S (1, 4) OBP: 0.358, SLG: 0.405	C FF 93 B SI 91 X CH 80 1-1 ② G4-3		1 SAFE 1 SAFE C SI 87 1 SAFE X SI 87 0-1 ① G2-3 1-2	C CU 74 B FF 92 X SI 89 1-1 ① FC3-6 5 SF9 47 1B 1-2f 2-3		B SL 83 X FF 91 1-0 ① G4-3		B CU 72 X SI 87 1-0 5 2B 1B 2-3		5	2	1	0	0	0	3
5 Albert Pujols, R (1, 3) OBP: 0.461, SLG: 0.604 13 Brendan Ryan, R (8, 6) OBP: 0.299, SLG: 0.279	B FF 92 B SL 83 B SI 90 B FF 91 4-0 BB		I IN 66 I IN 66 I IN 66 I IN 66 4-0 8 FC6-4 47 1B 4 E IBB	F CU 74 B SI 91 B SI 88 F SI 89 B CU 76 X SI 89 3-2 ② SF9 1-2 3-H		C FF 93 S SI 92 B SL 86 X CU 85 1-2 ② F8		B SI 88 F CU 72 C SI 88 X CU 74 1-2 47 1B 2B 1-H 3-H		2	2	1	3	2	0	0
										0	0	0	0	0	0	0
47 Ryan Ludwick, R (1, 9) OBP: 0.369, SLG: 0.581 Adam Kennedy, L (8, 3) OBP: 0.315, SLG: 0.333	C SI 92 1 SAFE S CH 82 B SI 93 B CU 76 F FF 93 F FF 92 C CU 76 2-3 ③ K		C SI 88 F SL 82 X FF 91 0-2 1-2 2-3 8 FC6-4 1B	B CU 74 S CU 74 X FF 91 1-1 2-H 1B		C FF 92 B SI 93 B SI 92 B FF 93 S SI 92 F SI 91 C SL 85 3-3 ③ K		B SI 88 C CU 73 B CH 78 X SI 88 2-1 2-H 1B		5	0	3	2	0	2	1
										0	0	0	0	0	0	0
8 Troy Glaus, R (1, 5) OBP: 0.374, SLG: 0.493 Ron Villone, L (8, 1) Russ Springer, R (8, 1) 34 Randy Flores, L (9, 1)		B SI 91 C FF 91 B FF 91 B SL 82 X FF 92 3-1 ① G5-3	F SI 89 C CU 74 X SI 89 0-2 ② FC6-4 4 E 1-2f 2-3 3-H	X SI 93 0-0 ③ G6-3		C FF 88 C SL 85 S FF 92 0-3 ① K		C CU 72 F SI 89 B SI 88 X CU 72 1-2 ③ P6		5	1	0	1	0	1	4
										0	0	0	0	0	0	0
										0	0	0	0	0	0	0
										0	0	0	0	0	0	0
4 Yadier Molina, R (1, 2) OBP: 0.353, SLG: 0.388		C SI 90 F SI 90 B SL 79 X CH 81 1-2 62 HR 1B	B FF 90 B SL 79 X SL 83 2-0 1-H 3-H E6 2B	B FF 91 S SI 92 X SI 92 1-1 ① L9		C FF 90 B FF 89 F CU 78 F FF 91 X SL 86 1-2 ② G5-3			X SI 89 0-0 ① F9	5	2	2	2	0	0	0
62 Joe Mather, R (1, 7) OBP: 0.318, SLG: 0.450 (8, 9)		B FF 93 S SI 89 F SI 88 B FF 92 F CH 81 X CH 79 2-2 1-H HR	C FF 92 C CU 75 B CU 75 X SI 89 1-2 2B	C SL 84 X SL 86 0-1 WP 1B 1B		C FF 90 B SL 86 F FF 90 S FF 91 1-3 ③ K			S SL 81 B SI 91 F SI 92 C SI 91 1-3 ② K	5	2	3	2	0	2	0
Braden Looper, R (1, 1) OBP: 0.356, SLG: 0.366 61 Nick Stavinoha, R (8, PH) OBP: 0.222, SLG: 0.222 (8, 7)		X FF 91 0-0 ② G4-3	B FF 91 B FF 91 X SI 89 2-0 ③ G5-3	B SI 91 S SI 91 F FF 92 B SL 86 B FF 91 S FF 91 3-3 ② 1-2 K				C B X 1-1 ① G4-3	X SI 91 0-0 E5	3	0	0	0	0	1	2
										2	0	0	0	0	0	0
Cesar Izturis, S (1, 6) OBP: 0.298, SLG: 0.288 (8, 5)		C FF 91 B SL 80 X SI 88 1-1 ③ G3		B FF 89 B CH 80 B CH 80 C SI 86 B FF 89 4-1 55 1B FC3-6 5 SF9 BB	B SI 92 X FF 91 1-0 ② 2-H 1B			B X 1-0 1B 5 2B 2B	C CH 82 S CH 82 F CH 85 C SL 86 0-3 ③ K	4	2	2	1	1	1	1
Inning Stats	R: 0 E: 0 K: 1 S: 10 H: 0 LOB: 1 BB: 1 P: 18	R: 2 E: 0 K: 0 S: 12 H: 2 LOB: 0 BB: 0 P: 19	R: 4 E: 1 K: 0 S: 13 H: 3 LOB: 1 BB: 2 P: 26	R: 2 E: 0 K: 0 S: 10 H: 2 LOB: 1 BB: 1 P: 19	R: 1 E: 0 K: 1 S: 9 H: 2 LOB: 1 BB: 0 P: 14	R: 0 E: 0 K: 1 S: 8 H: 0 LOB: 0 BB: 0 P: 13	R: 0 E: 0 K: 2 S: 10 H: 0 LOB: 0 BB: 0 P: 12	R: 3 E: 0 K: 0 S: 13 H: 4 LOB: 1 BB: 0 P: 20	R: 0 E: 1 K: 2 S: 9 H: 0 LOB: 1 BB: 0 P: 10	1B: 8 2B: 4 3B: 0 HR: 1 SF: 1 SAC: 0 DP: 0 HBP: 0						

	AB	40
	R	12
	H	13
	RBI	11
	BB	4
	SO	7
	LOB	13

WP: 1 PB: 0 SB: 0 CS: 0 PA: 45

PITCHER		IP	WLS	BF	H	R	ER	SO	BB	IBB	HBP	BLK	WP	HR	S	P	ERA	WHIP
50 Charlie Morton, R ERA: 7.26	(1, 1)	3.2	L	22	7	8	8	1	3	1	0	0	0	1	44	81	19.64	2.727
30 Jeff Bennett, R ERA: 4.26	(4, 1)	2.1		9	2	1	1	2	0	0	0	0	1	0	18	28	3.86	0.857
38 Buddy Carlyle, R ERA: 4.28	(7, 1)	1.0		3	0	0	0	2	0	0	0	0	0	0	10	12	0.00	0.000
Royce Ring, L ERA: 7.71	(8, 1)	1.0		7	4	3	3	0	0	0	0	0	0	0	13	20	27.00	4.000
Julian Tavarez, R ERA: 6.23	(9, 1)	1.0		4	0	0	0	2	0	0	0	0	0	0	9	10	0.00	0.000

PITCHER	IP	WLS	BF	H	R	ER	SO	BB	IBB	HBP	BLK	WP	HR	S	P	ERA	WHIP

BOTTOM

St. Louis Cardinals @ Atlanta Braves

Turner Field, Atlanta, GA

Mon Jul 28 2008, 7:00 PM EDT

Att. 28,705 - Partly Cloudy - 92 F

livebaseballscorecards.com

Batter	1	2	3	4	5	6	7	8	9	AB	R	H	RBI	BB	SO	LOB
1 Grégor Blanco, L (1, 7) (7, 8) OBP: 0.362, SLG: 0.321	C FF 91 F FF 92 C FF 91 0-3 K ①			C FF 89 F FS 80 B FS 81 X FF 90 1-2 G6-3 ①		F FF 91 B FF 91 B FF 90 X SI 89 2-1 FC3-6 ① 1-2f 19 2B		S SI 90 B SL 82 C SI 89 F SI 90 B SL 82 F SL 83 F SI 91 F SI 91 F SI 90 2-3 S SI 88 K ②		4	1	0	0	0	2	1
19 Yunel Escobar, R (1, 6) OBP: 0.357, SLG: 0.382	B FF 91 B SL 86 C FF 91 B SI 90 X FF 90 3-1 F9 ②			C FF 90 X SL 85 0-1 G3 ②		D SL 84 F FF 91 B SI 89 X FF 90 2-1 1-H 1B 2B		X SI 89 0-0 2B 1B		4	2	2	1	0	0	0
Mark Teixeira, S (1, 3) OBP: 0.390, SLG: 0.512	B SI 92 B FF 92 S SI 89 S FF 90 X SI 91 2-2 P5 ③			B FF 91 B FF 90 X FF 89 2-0 2B		B FF 90 F FS 80 B FS 80 F FS 80 C FF 89 2-3 K ②		B SI 90 B FF 89 X SI 90 2-0 2 BB 1-H 2B		4	0	2	1	0	1	1
Mark Kotsay, L (1, 8) OBP: 0.336, SLG: 0.394 38 Buddy Carlyle, L (7, 1) OBP: 0.333, SLG: 0.200 Royce Ring, L (8, 1) 14 Martín Prado, R (8, PH) OBP: 0.354, SLG: 0.437 Julian Tavarez, L (9, 1)		B FF 91 C FF 89 F FF 91 B FS 81 B FS 80 F FF 89 F FF 89 X SI 90 3-2 F8 ①		B FS 80 F FS 81 F FF 90 X FS 81 1-2 G6-3 ③		B FF 89 C FF 90 F FF 91 X FS 81 1-2 2-H 1B		D CH 83 B SI 90 B SI 88 B SI 88 4-0 2 BB BB		3 0 0 0 0	0 0 0 0 0	1 0 0 0 0	1 0 0 0 0	0 0 0 1 0	0 0 0 0 0	1 0 0 0 0
2 Kelly Johnson, L (1, 4) OBP: 0.339, SLG: 0.423		X SI 90 0-0 G3-1 ②			B FF 90 X SI 90 1-0 F8 ①	C FF 91 C FF 90 B FF 90 B FF 89 X FF 90 2-2 P5 ③		B SI 90 B SI 89 B SI 90 C FF 90 B SI 89 4-1 1-2 2-3 BB		3	0	0	0	1	0	1
4 Omar Infante, R (1, 5) OBP: 0.345, SLG: 0.451		C SI 90 B SL 86 F SL 84 F FF 90 X FF 90 1-2 L7 ③			C FF 88 X SL 83 0-1 7 FC4-6 1B		B FF 88 C FF 88 B FF 87 X FF 88 2-1 5 G5-4-3 1B	X FF 90 0-0 F8 ③		4	0	2	0	0	0	3
7 Jeff Francoeur, R (1, 9) OBP: 0.287, SLG: 0.366			B FF 89 C FF 88 C FF 88 B FF 88 B FF 88 X FF 88 3-2 5 G6-4-3 1B	C FF 90 B FF 89 X FF 89 1-1 FC4-6 ② 1-2f		C FF 90 B FF 88 F SI 90 B SL 85 S SI 89 2-3 K ①			C FF 86 X CU 72 0-1 G4-3 ①	4	0	1	0	0	1	2
5 Clint Sammons, R (1, 2) OBP: 0.250, SLG: 0.250			F FF 90 C SI 88 B FS 86 B FS 80 X SI 88 2-2 G6-4-3 ①② 1-2f	C FF 89 F SL 82 B FF 90 F FS 80 D FS 79 X SI 89 2-2 G6-3 ③		B FF 89 B FF 90 X SI 89 2-0 G5-4-3 ②③ 1-2f		B SI 88 C SI 88 X FF 86 1-1 G6-4-3 1B	4	0	1	0	0	0	3
50 Charlie Morton, R (1, 1) 30 Jeff Bennett, R (4, 1) OBP: 0.250, SLG: 0.143 8 Ruben Gotay, S (6, PH) OBP: 0.300, SLG: 0.313 Greg Norton, S (7, 7) OBP: 0.325, SLG: 0.387			C FF 90 B FF 90 S SL 84 S FS 82 1-3 K ③		C FF 90 C SI 88 B FS 82 X FS 82 1-2 1 FC3-6 1B		B SI 87 F SI 88 B CH 81 B SI 88 F SI 88 C SI 89 3-3 K ①	B CU 72 F FF 86 B SI 88 B SI 86 F SI 87 X SI 87 3-2 1-2f G6-4-3 ②③	1 0 1 2	0 0 0 0	0 0 1 0	0 0 0 0	0 0 0 1	1 0 0 1	0 0 0 1
Inning Stats	R: 0 E: 0 K: 1 S: 8 H: 0 LOB: 0 BB: 0 P: 13	R: 0 E: 0 K: 0 S: 10 H: 0 LOB: 0 BB: 0 P: 14	R: 0 E: 0 K: 1 S: 9 H: 1 LOB: 0 BB: 0 P: 15	R: 0 E: 0 K: 0 S: 9 H: 1 LOB: 1 BB: 0 P: 13	R: 0 E: 0 K: 0 S: 9 H: 1 LOB: 1 BB: 0 P: 13	R: 2 E: 0 K: 1 S: 16 H: 3 LOB: 1 BB: 0 P: 26	R: 0 E: 0 K: 1 S: 6 H: 1 LOB: 0 BB: 0 P: 12	R: 1 E: 0 K: 2 S: 15 H: 2 LOB: 3 BB: 2 P: 30	R: 0 E: 0 K: 0 S: 7 H: 1 LOB: 0 BB: 0 P: 11	1B: 7 2B: 3 3B: 0 HR: 0	SF: 0 SAC: 0 DP: 3 HBP: 0	WP: 0 PB: 0 SB: 0 CS: 0	PA: 36			

	AB	34
	R	3
	H	10
	RBI	3
	BB	2
	SO	6
	LOB	13

PITCHER		IP	WLS	BF	H	R	ER	SO	BB	IBB	HBP	BLK	WP	HR	S	P	ERA	WHIP
Braden Looper, R ERA: 4.38	(1, 1)	7.0	W	26	7	2	2	4	0	0	0	0	0	0	67	106	2.57	1.000
Ron Villone, L ERA: 5.26	(8, 1)	0.2		6	2	1	1	2	2	0	0	0	0	0	14	29	13.50	6.000
Russ Springer, R ERA: 1.87	(8, 1)	0.1		1	0	0	0	0	0	0	0	0	0	0	1	1	0.00	0.000
34 Randy Flores, L ERA: 4.56	(9, 1)	1.0		3	1	0	0	0	0	0	0	0	0	0	7	11	0.00	1.000

PITCHER	IP	WLS	BF	H	R	ER	SO	BB	IBB	HBP	BLK	WP	HR	S	P	ERA	WHIP

Batter	1	2	3	4	5	6	7	8	9	AB	R	H	RBI	BB	SO	LOB
55 Skip Schumaker, L (1, 8) OBP: 0.365, SLG: 0.419 61 Nick Stavinoha, R (9, PH) OBP: 0.211, SLG: 0.222 (9, 7)	C SL 80 X CH 74 0-1 F9		B CH 74 C SL 82 B CU 69 F SL 79 X CH 75 2-2 G4-3		B SL 82 F CH 73 X SL 83 1-1 1B		1 SAFE 1 SAFE F CH 72 1 SAFE X SL 80 0-1 P6		B SL 77 B SL 79 X SL 78 2-0 SF7 3-H	4 0	0 0	1 0	0 1	0 0	0 0	1 0
62 Joe Mather, R (1, 7) OBP: 0.310, SLG: 0.431 (9, 8)	B FF 85 S SL 80 F SL 82 X FF 86 1-2 F8		C SL 82 B FF 82 S SL 80 X CU 70 1-2 1B		1 SAFE S SL 81 D SL 79 X SL 80 1-1 F8		1 SAFE C FF 83 X SL 79 0-1 FC6-4 1-2f		S SL 81 B FF 92 F SL 82 S FF 91 1-3 K	5	0	1	0	0	1	3
5 Albert Pujols, R (1, 3) OBP: 0.462, SLG: 0.615	B FF 85 C FF 86 X FF 83 1-1 F9		B FF 83 B SL 81 C SL 79 F FF 84 X FF 86 2-2 F8			B CU 67 F SL 80 B FF 83 B CH 74 X SL 80 3-1 HR		C SL 78 X SL 79 0-1 8 S 8 E 2B	I IN 67 I IN 69 I IN 67 I IN 73 4-0 8 BB 47 BB 4 1B IBB	4	3	2	1	1	0	1
47 Ryan Ludwick, R (1, 9) OBP: 0.369, SLG: 0.577		S SL 79 C SL 79 B SL 81 S CH 74 1-3 K		C FF 82 X SL 81 0-1 1B		F SL 81 X CH 74 0-1 P4		X SL 78 0-0 L6	S SL 82 B FF 92 C SL 83 B FF 92 B FF 92 F SL 84 D SL 83 4-2 8 BB 4 1B 1-2 2-3 BB	4	1	1	0	1	1	1
8 Troy Glaus, R (1, 5) OBP: 0.374, SLG: 0.490		C C B CH 74 B CU 71 C CH 73 2-3 K		S SL 80 F SL 80 D SL 79 B FF 83 C SL 82 2-3 K		C CU 68 X FF 84 0-1 G5-3		B SL 78 B FC 91 C SL 78 B SL 76 C SL 78 B SL 78 4-2 4 G5-4-3 2-H BB	B SL 80 B SL 80 F FF 92 F FF 92 B FF 92 B SL 81 4-2 4 1B 1-2 2-3 3-H BB	3	0	0	1	2	2	1
4 Yadier Molina, R (1, 2) OBP: 0.357, SLG: 0.391		X FF 86 0-0 13 2B 1B		1 SAFE C FF 83 S SL 81 B FF 86 F FF 87 B CH 73 S SL 81 2-3 K		F CH 74 S SL 79 B CU 70 F SL 78 X SL 81 1-2 1B		F FF 90 X SL 77 0-1 G5-3-3 1-2f	X FF 93 0-0 13 FC6 1-2 2-H 3-H 1B	5	1	3	2	0	1	2
13 Brendan Ryan, R (1, 4) OBP: 0.302, SLG: 0.288		B FF 85 C SL 79 X CH 72 1-1 1-H 2B		B SL 79 C SL 78 1 SAFE F FF 85 D CU 69 F CH 74 S SL 82 2-3 K		X CH 71 0-0 F9			E FC3 1B 1B B FF 93 C CU 78 B CU 78 C FF 93 X FF 94 2-2 FC6 1-2f	5	1	2	1	0	1	4
37 Todd Wellemeyer, R (1, 1) OBP: 0.184, SLG: 0.167 24 Rick Ankiel, L (7, PH) OBP: 0.349, SLG: 0.543 35 Joel Pineiro, R (7, PR) OBP: 0.143, SLG: 0.094 31 Ryan Franklin, R (7, 1) Aaron Miles, S (9, PH) OBP: 0.357, SLG: 0.403 46 Kyle McClellan, R (9, 1)		X SL 80 0-0 G4-3			C FF 81 B SL 80 S SL 79 X SL 80 1-2 G1-3		B CH 72 B CH 73 B SL 82 C FF 84 F SL 81 B FF 85 4-2 FC2-6 BB		X FF 91 0-0 FC3 1B 61 SF7 1-3	2 0 0 0 1 0 1	0 0 0 0 1 0 1	0 0 0 0 0 0 1	0 0 0 0 0 1 0	0 0 0 0 0 0 0	0 0 0 0 0 0 0	1 0 0 0 1 0 0
Cesar Izturis, S (1, 6) OBP: 0.297, SLG: 0.287			C FC 83 X SL 80 0-1 G3		S CH 73 F SL 81 B SL 80 F CH 73 F CH 74 X FF 82 1-2 F9		X CH 72 0-0 FC2-6 62 FC6-4 1-2f		B FF 91 B FF 91 X 2-0 47 BB 8 BB 1-3 3-H 1B	4	1	1	1	0	0	1
Inning Stats	R: 0 E: 0 K: 0 S: 7 H: 0 LOB: 0 BB: 0 P: 9	R: 1 E: 0 K: 2 S: 10 H: 2 LOB: 1 BB: 0 P: 14	R: 0 E: 0 K: 0 S: 11 H: 1 LOB: 1 BB: 0 P: 16	R: 0 E: 0 K: 3 S: 13 H: 1 LOB: 1 BB: 0 P: 19	R: 0 E: 0 K: 0 S: 12 H: 1 LOB: 1 BB: 0 P: 16	R: 1 E: 0 K: 0 S: 11 H: 2 LOB: 1 BB: 0 P: 15	R: 0 E: 0 K: 0 S: 7 H: 0 LOB: 1 BB: 1 P: 11	R: 1 E: 0 K: 0 S: 7 H: 1 LOB: 0 BB: 1 P: 11	R: 5 E: 1 K: 1 S: 20 H: 3 LOB: 2 BB: 3 P: 40	1B: 8 2B: 2 3B: 0 HR: 1 SF: 1 SAC: 0 DP: 1 HBP: 0						

PITCHER		IP	WLS	BF	H	R	ER	SO	BB	IBB	HBP	BLK	WP	HR	S	P	ERA	WHIP
57 Jorge Campillo, R ERA: 2.76	(1, 1)	7.0		29	7	2	2	5	1	0	0	0	0	1	71	100	2.57	1.143
39 Rafael Soriano, R ERA: 1.5	(8, 1)	1.0	L	4	1	1	0	0	1	0	0	0	0	0	7	11	0.00	2.000
51 Michael Gonzalez, L ERA: 3.21	(9, 1)	0.2		8	2	5	1	1	2	1	0	0	0	0	16	34	13.50	6.000
56 Blaine Boyer, R ERA: 4.26	(9, 1)	0.1		2	1	0	0	0	0	0	0	0	0	0	4	6	0.00	3.000

PITCHER	IP	WLS	BF	H	R	ER	SO	BB	IBB	HBP	BLK	WP	HR	S	P	ERA	WHIP

TOP

St. Louis Cardinals @ Atlanta Braves

Turner Field, Atlanta, GA

Tue Jul 29 2008, 7:00 PM EDT

Att. 29,541 - Drizzle - 75 F

livebaseballscorecards.com

AB	37
R	8
H	11
RBI	7
BB	5
SO	6
LOB	16

Batter	1	2	3	4	5	6	7	8	9	AB	R	H	RBI	BB	SO	LOB
1 Grégor Blanco, L (1, 7) OBP: 0.370, SLG: 0.330	B FF 93 B FF 93 C FF 93 B FF 93 C FF 93 F FF 94 X FF 94 3-2 1B 1B	B FF 92 F CH 85 B FF 93 B FF 93 X FF 93 3-1 2-H 1B		1 SAFE L FF 91 F CH 84 F FF 92 D SL 79 X CH 83 1-2 1-3 1B			B CU 76 B SI 91 C FF 91 X FF 91 2-1 WP 1B		B FF 88 B SI 89 B SI 89 B SI 90 4-0 19 E 19 FC6 G3-1 BB	4	1	4	1	1	0	0
19 Yunel Escobar, R (1, 6) OBP: 0.352, SLG: 0.377	X FF 93 0-0 ① F8	C SL 84 1 SAFE C SL 85 S SL 85 0-3 ③ K		X SL 84 0-0 ③ G6-3			1 SAFE X CH 86 0-0 ① B1		C SI 91 X SI 91 0-1 FC6 G3-1 DI 1-3	5	0	0	0	0	1	6
Mark Kotsay, L (1, 8) OBP: 0.333, SLG: 0.390	1 SAFE 1 SAFE B FF 93 T FF 93 F FF 93 1 SAFE F FF 93 B FF 86 1 SAFE 2-2 ② X FF 93 P6		B SI 91 S SI 91 F FF 84 F SL 86 X FF 92 1-2 ① F7		X FF 90 0-0 4 E F7 2 CS 1B		1 SAFE F CH 86 B SI 92 1 SAFE B SI 88 X SI 91 2-1 ② F7		B FF 89 X FF 89 1-0 ① P6	5	0	1	0	0	0	4
Greg Norton, S (1, 3) OBP: 0.333, SLG: 0.390	C FF 94 F FF 94 F FF 92 F FF 86 B FF 85 B CH 84 X FF 93 2-2 1-3 1B		B FF 92 B FF 86 X FF 92 2-0 2 FC4-6 1B		F FF 85 X FF 91 0-1 ① F7 1-2		1 SAFE B CU 77 B FS 85 C FF 92 B CH 85 B CH 86 4-1 1-2 BB		C SI 91 B CU 74 T SL 86 F CU 74 X CU 73 1-2 ② G3-1 1-3 3-H	4	0	2	1	1	0	2
4 Omar Infante, R (1, 5) OBP: 0.333, SLG: 0.435	B SL 85 S SL 86 B FF 93 F FF 92 X FF 92 2-2 ③ F8		B FF 91 C FF 92 X FF 92 1-1 ② F7		F SL 83 X SL 84 0-1 FC4 2-3		C FF 92 B SL 87 X FF 92 1-1 ③ F7		X FF 90 0-0 ③ G5-3	5	0	0	0	0	0	7
2 Kelly Johnson, L (1, 4) OBP: 0.341, SLG: 0.425		C FF 92 X FF 93 0-1 7 1B 2B	F FF 93 X FF 85 0-1 ③ FC4-6 1-2f		B SL 83 B FF 85 F FF 92 B FF 85 S FF 84 S CH 85 3-3 ②③ K 3-H			B CU 77 B SI 92 C FF 93 B SI 92 B FF 92 4-1 8 G4-3 7 G6-3 BB		3	1	1	0	1	1	3
7 Jeff Francoeur, R (1, 9) OBP: 0.289, SLG: 0.366		B FF 93 F SL 84 X FF 94 1-1 G4-3 1 1B 2-H 1B		B FF 90 B FF 92 B FF 92 B FF 91 4-0 1 1B BB		B FF 90 F FF 91 X SL 85 1-1 ① F9		F SI 93 F SI 92 B FF 92 B SL 86 F FF 92 F SL 87 F FF 92 B FF 92 1 SAFE 3-2 X SL 85 ① G6-3 1-2		3	1	1	1	1	0	1
Corky Miller, R (1, 2) OBP: 0.175, SLG: 0.154 8 Ruben Gotay, S (8, PH) OBP: 0.297, SLG: 0.309 5 Clint Sammons, R (9, 2) OBP: 0.250, SLG: 0.250		X FF 93 0-0 ① G4-3 1-2		B FF 91 C SL 82 C SL 85 B FF 93 F SL 85 S FF 92 2-3 ① K		S FF 91 B SI 92 X FF 92 1-1 ② L4		B CH 85 B CU 76 X CH 85 2-0 ② G4-3 2-3		3 1 0	0 0 0	0 0 0	0 0 0	0 0 0	1 0 0	2 1 0
57 Jorge Campillo, R (1, 1) OBP: 0.179, SLG: 0.179 39 Rafael Soriano, R (8, 1) 14 Martín Prado, R (8, PH) OBP: 0.349, SLG: 0.431 51 Michael Gonzalez, R (9, 1) 56 Blaine Boyer, R (9, 1)		B FF 91 F FF 91 C SL 84 F SL 84 F FF 92 S SL 84 1-3 ② K		B CU 77 X FF 89 1-0 ② P5		C FF 92 S SL 84 B SL 85 S FF 92 1-3 ③ K		C SL 85 B SI 91 B SL 86 B SL 85 T FF 92 C FF 91 3-3 ③ K		3 0 1 0 0	0 0 0 0 0	0 0 0 0 0	0 0 0 0 0	2 0 1 0 0	2 0 1 0 0

Inning Stats	1	2	3	4	5	6	7	8	9
	R: 0 E: 0 K: 0 S: 17	R: 2 E: 0 K: 2 S: 15	R: 0 E: 0 K: 0 S: 9	R: 0 E: 0 K: 1 S: 10	R: 0 E: 1 K: 1 S: 8	R: 0 E: 0 K: 1 S: 7	R: 0 E: 0 K: 0 S: 8	R: 0 E: 0 K: 1 S: 11	R: 1 E: 1 K: 0 S: 8
	H: 2 LOB: 2 BB: 0 P: 26	H: 3 LOB: 1 BB: 0 P: 20	H: 1 LOB: 1 BB: 0 P: 13	H: 1 LOB: 2 BB: 1 P: 18	H: 1 LOB: 2 BB: 0 P: 11	H: 0 LOB: 0 BB: 0 P: 10	H: 1 LOB: 2 BB: 1 P: 17	H: 0 LOB: 1 BB: 1 P: 23	H: 0 LOB: 1 BB: 1 P: 14

PITCHER	IP	WLS	BF	H	R	ER	SO	BB	IBB	HBP	BLK	WP	HR	S	P	ERA	WHIP
37 Todd Wellemeyer, R (1, 1) ERA: 4.13	6.0		27	8	2	2	5	1	0	0	0	0	0	66	98	3.00	1.500
31 Ryan Franklin, R (7, 1) ERA: 3.81	2.0	W	9	1	0	0	1	2	0	0	0	1	0	19	40	0.00	1.500
46 Kyle McClellan, R (9, 1) ERA: 2.79	1.0		5	0	1	0	0	1	0	0	0	0	0	8	14	0.00	1.000

PITCHER	IP	WLS	BF	H	R	ER	SO	BB	IBB	HBP	BLK	WP	HR	S	P	ERA	WHIP

BOTTOM

St. Louis Cardinals @ Atlanta Braves

Turner Field, Atlanta, GA

Tue Jul 29 2008, 7:00 PM EDT
Att. 29,541 - Drizzle - 75 F

livebaseballscorecards.com

AB	37
R	3
H	9
RBI	3
BB	4
SO	6
LOB	29

1B: 8	SF: 0	WP: 1	PA: 41
2B: 2	SAC: 0	PB: 0	
3B: 0	DP: 1	SB: 0	
HR: 0	HBP: 0	CS: 1	

Batter	1	2	3	4	5	6	7	8	9	AB	R	H	RBI	BB	SO	LOB
55 Skip Schumaker, L (1, 8) OBP: 0.368, SLG: 0.421 61 Nick Stavinoha, R (9, 7) OBP: 0.211, SLG: 0.222	C FF 90 X SI 91 0-1 2B		C CH 82 B SL 81 C CH 84 X SI 92 1-2 ② F7		1 SAFE B SI 92 B SI 91 B FF 92 C SI 92 B SI 91 4-1 2B 1-2 BB		F SI 90 B SI 91 X CH 82 1-1 ② F7		B SI 86 B CU 72 B SI 87 C SI 86 B SI 87 4-1 FC3-6 BB	3 0	0 0	1 0	0 0	2 0	0 0	0 0
Adam Kennedy, L (1, 4) OBP: 0.317, SLG: 0.339	X SI 91 0-0 ① G1-3		B FF 90 B SI 91 C FF 92 S CH 84 X CH 85 2-2 ③ G4-3		F FF 92 X FF 92 0-1 1-3 2-H 2B		B SI 90 X SI 89 1-0 5 2B 1B		B CU 72 1 SAFE X SI 87 1-0 ① FC3-6 5 S 47 1B 1-2f	5	2	2	1	0	0	2
5 Albert Pujols, R (1, 3) OBP: 0.464, SLG: 0.615	B FF 93 X FF 91 1-0 ② P3			B SI 91 C SI 91 B FF 92 X CH 83 2-1 ① G5-3	I IN 72 I IN 76 I IN 77 I IN 77 4-0 IBB		B SI 93 F FF 92 B SL 81 B CH 83 C CH 85 F SI 92 F CH 85 F CH 86 X FF 92 3-2 47 PB 1-H 2B		C FF 89 I IN 73 I IN 73 I IN 74 I IN 73 4-1 47 1B 8 1B 1-2 IBB	3	1	1	1	2	0	1
47 Ryan Ludwick, R (1, 9) OBP: 0.372, SLG: 0.576	B SL 81 B CH 84 C FF 91 B SI 92 C SL 80 B SI 92 4-2 BB			B SL 80 C CH 83 F FF 91 X CH 84 1-2 1B	F FF 91 F SL 80 B SI 93 T SI 94 1-2 ② K		C SL 80 B CH 84 S SL 82 B SI 94 F SL 82 X SI 92 2-2 ③ G3 2-3		X SI 91 0-0 8 1B 1-2 2-H 1B	4	0	2	1	1	1	4
8 Troy Glaus, R (1, 5) OBP: 0.372, SLG: 0.486	S SL 81 B SL 82 B FF 94 S CH 84 S SI 94 2-3 ③ K			X SL 80 0-0 ② F8	C SI 92 C SL 81 B SI 93 B SI 93 D CH 85 F SI 93 F SI 94 F CH 83 X SI 93 3-2 ③ F9			B FF 93 C CU 74 B FF 93 B FF 94 C FF 93 X FF 94 3-2 ① F9	B SL 81 S SL 81 B SI 93 F SL 81 F SL 86 F SL 80 B SI 92 X SI 91 3-2 ② 4 1B 1-3 2-H 1B	5	0	1	1	0	1	6
4 Yadier Molina, R (1, 2) OBP: 0.358, SLG: 0.391		C FF 90 F FF 92 B SI 90 X SL 81 1-2 ① G1-3		1 SAFE B SL 81 F CH 83 F SI 93 F FF 90 B SL 81 S SL 82 2-3 ③ K		X SL 78 0-0 ① L1		C SL 82 B FF 93 B SL 82 X SI 94 2-1 62 HR 1B	C CH 83 X FC 88 0-1 1-2 1B	5	1	2	0	0	1	1
62 Joe Mather, R (1, 7) OBP: 0.316, SLG: 0.486 (9, 8)		C FF 92 B SL 81 F SI 93 C SI 93 1-3 ② K	F SI 91 B SL 82 X SL 80 1-1 SH2-4 1B 2B	C SI 91 X SI 91 0-1 ② F9		F FF 93 B FF 93 F FF 92 F FF 93 X FF 93 1-2 1-H HR	X SI 91 0-0 ③ P6	5	2	2	2	0	1	2
29 Chris Carpenter, R (1, 1) Braden Looper, R (5, PH) OBP: 0.356, SLG: 0.366 48 Brad Thompson, R (5, 1) OBP: 0.250, SLG: 0.143 Russ Springer, R (7, 1) Aaron Miles, S (8, PH) OBP: 0.356, SLG: 0.402 46 Kyle McClellan, R (8, 1) Ron Villone, L (8, 1)		B FF 92 B SI 91 C FF 92 S SI 92 F SL 80 X SI 92 2-2 ③ F7	B SI 91 X SL 80 1-0 ① SH2-4 2-3	C FF 91 B SL 80 X SI 90 1-1 G2-3			B SI 89 F FF 90 X SL 81 1-1 ② G5-3		1 0 1 0 1 0 0	0 0 0 0 0 0 0	0 0 0 0 0 0 0	0 0 0 0 0 0 0	0 0 0 0 0 0 0	0 0 0 0 0 0 0	0 0 0 0 0 0 0
Cesar Izturis, S (1, 6) OBP: 0.297, SLG: 0.287			C SI 89 X CH 83 0-1 ① F8		X CH 83 0-0 55 BB 2B 3-H 1B		B SI 90 C SI 89 B SI 90 X SI 90 2-1 ① G4-3	S SL 81 C FF 90 F SL 80 B SL 81 B FF 91 X SL 82 2-2 ③ F7		4	1	1	1	0	0	0
Inning Stats	R: 0 E: 0 K: 1 S: 9 H: 1 LOB: 2 BB: 1 P: 16	R: 0 E: 0 K: 1 S: 10 H: 0 LOB: 0 BB: 0 P: 14	R: 0 E: 0 K: 0 S: 8 H: 0 LOB: 0 BB: 0 P: 11	R: 0 E: 0 K: 1 S: 10 H: 1 LOB: 1 BB: 0 P: 15	R: 2 E: 0 K: 1 S: 16 H: 3 LOB: 3 BB: 2 P: 30	R: 0 E: 0 K: 0 S: 5 H: 0 LOB: 0 BB: 0 P: 6	R: 1 E: 0 K: 0 S: 15 H: 2 LOB: 1 BB: 0 P: 24	R: 2 E: 0 K: 0 S: 15 H: 2 LOB: 0 BB: 0 P: 24	R: 2 E: 0 K: 0 S: 12 H: 3 LOB: 2 BB: 2 P: 24	1B: 7 2B: 4 3B: 0 HR: 1 SF: 0 SAC: 1 DP: 0 HBP: 0						

St. Louis Cardinals @ Atlanta Braves

Turner Field, Atlanta, GA

Wed Jul 30 2008, 7:00 PM EDT

Att. 35,257 - Partly Cloudy - 89 F

TOP

livebaseballscorecards.com

AB	37
R	7
H	12
RBI	7
BB	5
SO	4
LOB	16

WP: 0 PB: 1 SB: 1 CS: 0 PA: 43

PITCHER		IP	WLS	BF	H	R	ER	SO	BB	IBB	HBP	BLK	WP	HR	S	P	ERA	WHIP
49 Jair Jurrjens, R ERA: 3.06	(1, 1)	7.0	L	31	7	3	3	4	2	1	0	0	0	0	73	116	3.86	1.286
56 Blaine Boyer, R ERA: 4.55	(8, 1)	0.1		3	2	2	2	0	0	0	0	0	0	1	9	15	54.00	6.000
Will Ohman, L ERA: 2.8	(8, 1)	0.2		2	0	0	0	0	0	0	0	0	0	0	6	9	0.00	0.000
Royce Ring, L ERA: 8.02	(9, 1)	0.1		2	0	1	1	0	1	0	0	0	0	0	2	7	27.00	3.000
Julian Tavarez, R ERA: 6.41	(9, 1)	0.2		5	3	1	1	0	0	1	0	0	0	0	10	17	13.50	4.500

PITCHER	IP	WLS	BF	H	R	ER	SO	BB	IBB	HBP	BLK	WP	HR	S	P	ERA	WHIP

BOTTOM

St. Louis Cardinals @ Atlanta Braves

Turner Field, Atlanta, GA

Wed Jul 30 2008, 7:00 PM EDT
Att. 35,257 - Partly Cloudy - 89 F

livebaseballscorecards.com

Batter	1	2	3	4	5	6	7	8	9	AB	R	H	RBI	BB	SO	LOB
1 Grégor Blanco, L (1, 8) OBP: 0.368, SLG: 0.326	B SI 90 B SI 90 C SI 91 B SI 91 B SI 91 4-1 22 G3 19 SH1-3 BB	C FC 87 D CU 74 B SI 93 X CH 84 2-1 ③ G6-3		B SI 92 B CH 84 X SI 92 2-0 ③ G4-3		X SI 88 0-0 ② F7		B CU 75 F FF 92 B SI 91 X SI 90 2-1 ② FC1-6 19 BB 1-2f 2-3		4	0	0	0	1	0	4
19 Yunel Escobar, R (1, 6) OBP: 0.356, SLG: 0.377	B FC 87 X SI 90 1-0 ① SH1-3 1-2		S FC 88 B SI 93 C FC 88 X CU 74 1-2 2 BB 1B 1B		B SI 87 B SI 87 B SI 88 B SI 88 4-0 1B 4 1B 22 G3-1 BB	B CU 75 X SI 87 1-0 ③ F9		C SL 86 F SL 86 F SL 85 B FF 92 F SL 88 B SI 91 B FF 92 B SL 86 4-2 22 FC6 1-2 BB		2	1	1	0	2	0	0
22 Casey Kotchman, L (1, 3) OBP: 0.323, SLG: 0.442	B FC 88 C SI 91 X FC 87 1-1 ② G3 2-3		B SI 93 1 SAFE B SI 91 F SI 92 1 SAFE B SI 92 X SI 91 3-1 ① F9		C SI 88 1 SAFE X CH 81 0-1 ① G3-1 1-2		B CH 86 X CH 80 1-0 ① G3-1 C SL 83 X SL 83 0-1 ③ FC6 1-2f			5	0	0	0	0	0	6
Greg Norton, S (1, 7) OBP: 0.335, SLG: 0.390	D CU 73 F SI 92 B CU 72 S CH 83 X CU 73 2-2 ③ F7		B X SI 93 1-0 2 BB 1-2 1B		B SL 80 B SI 87 S CH 80 X SI 87 2-1 7 BB 4 1B 2-3 1B		B CH 80 S CH 79 B CU 73 S CH 81 F CH 81 B SI 88 X SI 87 3-2 ② P6		B SI 88 C SI 88 S SI 89 B SI 90 X SI 88 2-2 ① F9	5	0	2	0	0	0	1
4 Omar Infante, R (1, 5) OBP: 0.342, SLG: 0.441		X SI 92 0-0 2 1B 7 1B 1B C FC 87 B FC 88 F FC 88 B CU 75 X SI 93 2-2 ② F4		C CU 74 C CU 75 D CU 76 F SI 87 B SI 89 F CU 75 F SI 88 B CU 74 X SI 88 3-2 7 BB 1-2 3-H 1B		B SI 88 X SI 88 1-0 1B		C SI 89 F CH 83 X FF 90 0-2 ② F8	5	1	3	1	0	0	2
2 Kelly Johnson, L (1, 4) OBP: 0.344, SLG: 0.429		X SI 91 0-0 SH1-3 7 1B 1-2 1B B CU 73 B CH 83 S CH 84 B SI 92 F SI 90 B CH 84 4-2 1-2 2-3 BB		F SI 88 C SI 88 F CH 81 F SI 87 B CH 82 T CH 81 1-2 ② K		X CU 75 0-0 ③ F8		T FF 91 X FF 90 0-1 2B	4	0	2	0	1	1	3
7 Jeff Francoeur, R (1, 9) OBP: 0.293, SLG: 0.368		B SI 90 C FC 86 B FC 86 X SI 93 2-1 SH1-3 1-2 2-H 1B B FC 88 F FC 88 C SI 92 X FC 87 1-2 ③ G1-3		B CU 74 B SI 89 B CU 73 B CU 75 4-0 1-2 2-3 BB			C SL 84 X SI 91 0-1 1 FC1-6 8 1B 1B F SI 90 B SI 90 F SI 90 X SL 79 1-2 ③ G6-3		4	0	2	1	1	0	4
Corky Miller, R (1, 2) OBP: 0.169, SLG: 0.148 8 Ruben Gotay, S (8, PH) OBP: 0.304, SLG: 0.317 Royce Ring, L (9, 1) Julian Tavarez, L (9, 1)		B SI 91 X FC 85 1-0 ① SH1-3 1-2 2-3		C SI 91 S CU 72 B FC 85 S FC 86 1-3 ① K	S CU 75 F SI 88 D CU 74 X CU 76 1-2 ③ G6-3			B CU 75 B FF 91 F FF 91 X SI 91 2-1 1 FC1-6 1-2 1B		2 1 0 0	0 0 0 0	0 1 0 0	0 0 0 0	1 0 0 0	0 0 0 0	3 0 0 0
49 Jair Jurrjens, R (1, 1) OBP: 0.213, SLG: 0.146 56 Blaine Boyer, R (8, 1) Will Ohman, L (8, 1) Mark Kotsay, L (8, PH) OBP: 0.332, SLG: 0.389 5 Clint Sammons, R (9, 2) OBP: 0.250, SLG: 0.250		B FC 88 B SI 93 X SI 91 2-0 ② G3		B SI 91 C SI 91 C SI 92 S FC 86 1-3 ② K		F SI 86 B SI 88 F SI 87 X CU 74 1-2 ① P6		S SI 91 C SL 86 F CU 75 B CU 75 X SL 85 1-2 ① F7		3 0 0 1 0	0 0 0 0 0	0 0 0 0 0	0 0 0 0 0	1 0 0 0 0	2 0 0 2 0	2 0 0 2 0
Inning Stats	R: 0 E: 0 K: 0 S: 7 H: 0 LOB: 1 BB: 1 P: 15	R: 1 E: 0 K: 0 S: 8 H: 3 LOB: 2 BB: 0 P: 15	R: 0 E: 0 K: 0 S: 14 H: 2 LOB: 3 BB: 1 P: 26	R: 0 E: 0 K: 2 S: 7 H: 0 LOB: 0 BB: 0 P: 11	R: 1 E: 0 K: 1 S: 18 H: 2 LOB: 3 BB: 2 P: 33	R: 0 E: 0 K: 0 S: 5 H: 0 LOB: 0 BB: 0 P: 7	R: 0 E: 0 K: 0 S: 7 H: 1 LOB: 1 BB: 0 P: 12	R: 0 E: 0 K: 0 S: 16 H: 2 LOB: 3 BB: 1 P: 25	R: 0 E: 0 K: 0 S: 11 H: 1 LOB: 1 BB: 0 P: 14	1B: 10 2B: 1 3B: 0 HR: 0 SF: 0 SAC: 2 DP: 0 HBP: 0						

	AB	36
	R	2
	H	11
	RBI	2
	BB	5
	SO	3
	LOB	27

WP: 0 PA: 43
PB: 0
SB: 0
CS: 0

PITCHER		IP	WLS	BF	H	R	ER	SO	BB	IBB	HBP	BLK	WP	HR	S	P	ERA	WHIP
29 Chris Carpenter, R ERA: 2.25	(1, 1)	4.0		19	5	1	1	2	2	0	0	0	0	0	36	67	2.25	1.750
48 Brad Thompson, R ERA: 3.89	(5, 1)	2.2	W	13	3	1	1	1	2	0	0	0	0	0	29	51	3.38	1.875
Russ Springer, R ERA: 1.85	(7, 1)	0.1	H	1	0	0	0	0	0	0	0	0	0	0	1	1	0.00	0.000
46 Kyle McClellan, R ERA: 2.76	(8, 1)	0.2	H	5	2	0	0	0	1	0	0	0	0	0	14	23	0.00	4.500
Ron Villone, L ERA: 5.08	(8, 1)	1.1	S	5	1	0	0	0	0	0	0	0	0	0	13	16	0.00	0.750

PITCHER		IP	WLS	BF	H	R	ER	SO	BB	IBB	HBP	BLK	WP	HR	S	P	ERA	WHIP

St. Louis Cardinals @ Atlanta Braves

Turner Field, Atlanta, GA

Thu Jul 31 2008, 7:00 PM EDT

Att. 40,653 - Cloudy - 79 F

TOP

livebaseballscorecards.com

Batter	1	2	3	4	5	6	7	8	9	AB	R	H	RBI	BB	SO	LOB
Cesar Izturis, S (1, 5) (7, 6) OBP: 0.302, SLG: 0.293	B FF 86 B FF 87 C FF 87 B FC 82 X SI 84 3-1 62 S 5 2B 1B	X SI 84 0-0 ③ G3			C CU 70 X CH 76 0-1 5 G5-3 62 1B 1B		B SI 92 C CU 82 X SL 80 1-1 ① G3		X FF 90 0-0 1B	5	1	3	0	0	0	0
62 Joe Mather, R (1, 8) OBP: 0.321, SLG: 0.473	1 SAFE B SI 86 B CH 78 D CH 78 C FF 87 F SI 82 F FF 89 B FF 89 4-2 5 2B 1-2 BB	B FF 88 X SI 82 1-0 ① G6-3			B SI 83 X SI 82 1-0 5 G5-3 47 1B 1-2 1B		B SI 92 B SI 92 S SI 92 F SI 92 X FF 92 2-2 ② F8		C SL 78 B SL 82 B SL 80 B FF 90 C FF 92 X FF 90 3-2 ③ P3	4	2	1	0	1	0	1
5 Albert Pujols, R (1, 3) OBP: 0.462, SLG: 0.614	C FF 88 F FC 85 B CU 77 X FF 89 1-2 61 F7 1-H 2-H 2B	B SI 82 B SI 84 C SI 83 X CH 76 2-1 ② L5			X SI 83 0-0 ①② G5-3 1-2 2-3f		F SI 93 S SL 86 F CU 82 B SI 96 B SI 94 B CU 84 F SI 95 X CU 82 3-2 ③ F7			4	0	1	2	0	0	2
47 Ryan Ludwick, R (1, 9) OBP: 0.376, SLG: 0.576	B SI 85 B FC 85 F SI 83 B CH 77 B SI 83 4-1 61 F7 BB	B CU 72 C CU 72 B FF 88 F SI 82 X FC 84 2-2 ③ G5-3			B SI 84 S CU 75 F FC 84 F FC 85 B FF 88 X CU 76 2-2 61 1B 2-H 1B			B FF 93 F FF 92 F FF 93 B FF 93 H FF 92 3-2 HBP		2	0	1	1	1	0	0
61 Nick Stavinoha, R (1, 7) OBP: 0.261, SLG: 0.238	C SI 83 F FF 88 X FC 85 0-2 ① F7 1-2 2-3			B FF 87 B CH 76 B SI 82 B FF 86 4-0 G6-3 35 2B BB	X FF 88 0-0 1-2 1B			B SL 79 F FF 91 F FF 91 S FC 92 1-3 ① K		3	1	1	0	1	1	3
Aaron Miles, S (1, 4) (7, 5) OBP: 0.354, SLG: 0.397	B FF 86 B FC 84 B FC 85 I IN 76 4-0 21 G5-4-3 IBB			B SI 82 1 SAFE C FC 83 B SI 82 B FF 87 X SI 82 3-1 ① G6-3 1-2	B SI 83 F FC 84 B SI 82 X CH 77 2-1 ③ F7			B SI 91 B FF 90 C FF 91 S SL 80 X SL 81 2-2 ② L9		3	0	0	0	1	0	4
21 Jason LaRue, R (1, 2) OBP: 0.317, SLG: 0.367	B SI 84 F SI 83 X SI 84 1-1 ②③ G5-4-3 1-2f			C CU 74 B FC 83 X CH 78 1-1 ② G5-3		B FF 91 F FF 90 X SI 91 1-1 ① G6-3		B FF 92 S FF 93 B SL 81 X FF 92 2-1 ③ F9		4	0	0	0	0	0	5
35 Joel Pineiro, R (1, 1) OBP: 0.158, SLG: 0.143 Adam Kennedy, L (7, 4) OBP: 0.316, SLG: 0.337		B FF 86 C FF 85 X SI 83 1-1 ① G5-3		B SI 82 X FF 86 1-0 2-H 2B		B FF 91 C SI 92 C SI 92 F CU 81 X CU 83 1-2 ② G6-3			B FF 90 B FF 89 C FF 88 F FF 91 S FF 92 2-3 ① K	3 1	0 0	1 0	1 0	0 0	0 1	0 0
13 Brendan Ryan, R (1, 6) OBP: 0.297, SLG: 0.283 56 Kelvin Jimenez, R (7, 1) 4 Yadier Molina, R (9, PH) OBP: 0.357, SLG: 0.390		C SI 84 B FF 89 X FC 84 1-1 ② P6		S FC 85 X SI 85 0-1 ③ G1-3		B FF 93 X FF 91 1-0 F9			F FF 91 X SL 82 0-1 ② F8	3 0 1	0 0 0	0 0 0	0 0 0	0 0 0	0 0 0	1 0 0
Inning Stats	R: 2 E: 0 K: 0 S: 14 H: 2 LOB: 2 BB: 3 P: 31	R: 0 E: 0 K: 0 S: 5 H: 0 LOB: 0 BB: 0 P: 7	R: 0 E: 0 K: 0 S: 6 H: 0 LOB: 0 BB: 0 P: 11	R: 1 E: 0 K: 0 S: 7 H: 1 LOB: 1 BB: 1 P: 16	R: 1 E: 0 K: 0 S: 11 H: 4 LOB: 2 BB: 0 P: 16	R: 0 E: 0 K: 0 S: 7 H: 0 LOB: 0 BB: 0 P: 10	R: 0 E: 0 K: 0 S: 10 H: 0 LOB: 0 BB: 0 P: 16	R: 0 E: 0 K: 1 S: 10 H: 0 LOB: 1 BB: 0 P: 18	R: 0 E: 0 K: 1 S: 9 H: 1 LOB: 1 BB: 0 P: 14	1B: 6 2B: 2 3B: 0 HR: 0	SF: 0 SAC: 0 DP: 2 HBP: 1	WP: 0 PB: 0 SB: 1 CS: 0	PA: 38				

	AB	33
	R	4
	H	8
	RBI	4
	BB	4
	SO	2
	LOB	16

PITCHER		IP	WLS	BF	H	R	ER	SO	BB	IBB	HBP	BLK	WP	HR	S	P	ERA	WHIP
Mike Hampton, L ERA: 10.0	(1, 1)	5.0		24	7	4	4	0	3	1	0	0	0	0	43	81	7.20	2.000
30 Jeff Bennett, R ERA: 4.13	(6, 1)	2.0	W	6	0	0	0	0	0	0	0	0	0	0	17	26	0.00	0.000
39 Rafael Soriano, R ERA: 1.38	(8, 1)	1.0		4	0	0	0	1	0	0	1	0	0	0	10	18	0.00	0.000
51 Michael Gonzalez, L ERA: 3.0	(9, 1)	1.0		4	1	0	0	1	0	0	0	0	0	0	9	14	0.00	1.000

PITCHER	IP	WLS	BF	H	R	ER	SO	BB	IBB	HBP	BLK	WP	HR	S	P	ERA	WHIP

Batter	1	2	3	4	5	6	7	8	9	AB	R	H	RBI	BB	SO	LOB
1 Grégor Blanco, L (1, 7) OBP: 0.366, SLG: 0.327	B FF 91 B FF 91 C FF 90 F FF 91 B FF 91 X FF 90 3-2 ① **G4-3**	F CU 76 F FF 89 S FF 89 0-3 ③ **K**		S CH 82 B FF 90 X CH 84 1-1 1-3 **2B**		B CH 84 B SI 88 C SI 89 C FF 89 F SL 85 X SI 90 2-2 ③ **G4-3**		B SI 93 X SI 93 1-0 ①② **G6-4-3** 1-2f 2-3		5	0	1	0	0	1	3
19 Yunel Escobar, R (1, 6) OBP: 0.357, SLG: 0.378	B FF 92 X FF 90 1-0 ② **G5-3**		S SL 84 B SL 85 F FF 88 B CU 77 B SL 84 F SL 86 X SI 90 3-2 ① **G5-3**	B SL 86 B SL 87 F SI 90 X FF 90 2-1 ③ **G6-3**			X FF 93 0-0 **2B** **1B**	S SL 87 X SL 86 0-1 3-H **1B**		5	1	2	1	0	0	2
Mark Kotsay, L (1, 8) OBP: 0.333, SLG: 0.397	B SI 90 C FF 90 X SL 87 1-1 **2B**		B SI 90 C CH 83 C FF 89 X FF 89 1-2 ② **G3**		F SL 85 S CH 85 X FF 90 0-2 ① **G6-3**		X SI 92 0-0 22 G3 4 2B 1-H **2B**	B FS 84 B SI 93 B SI 92 C SI 93 X SI 92 3-1 ③ **G3**		5	1	2	1	0	0	1
22 Casey Kotchman, L (1, 3) OBP: 0.319, SLG: 0.437	C SL 86 B FF 85 X CH 84 1-1 ③ **G1-3**		C SI 88 B FF 89 B SL 86 F CH 83 X FF 89 2-2 ③ **G3**		B SI 90 F CH 84 B SL 85 F CH 83 X CH 84 2-2 ② **G6-3**		F FF 92 X FS 83 0-1 ① **G3** 2-3			4	0	0	0	0	0	2
4 Omar Infante, R (1, 5) OBP: 0.352, SLG: 0.476		B SI 90 F FF 89 C CU 77 B FF 90 X SI 90 2-2 **HR**		C SL 85 X CU 76 0-1 2 1B 5 1B **1B**	X FF 90 0-0 ③ **F8**		X SL 84 0-0 2 G3-1 3-H **2B**			4	2	3	2	0	0	0
2 Kelly Johnson, L (1, 4) OBP: 0.346, SLG: 0.430		B FF 90 B CH 83 X FF 89 2-0 ① **F7**		B CH 83 F CH 82 1 SAFE X FF 90 1-1 5 1B 1-2 FC6-4 **1B**		X SI 88 0-0 5 HR **1B**	C SI 94 S FS 84 F FS 84 F FS 82 B FF 93 X FS 84 1-2 ② **G3-1** 2-3			4	2	2	0	0	0	1
7 Jeff Francoeur, R (1, 9) OBP: 0.293, SLG: 0.366		B FF 89 X SL 85 1-0 2B **1B**		B SL 86 S SL 89 B SI 89 C SI 88 F FF 88 X SL 85 2-2 ① **F9**		B SI 89 S SL 84 S SI 88 B SI 88 F SL 84 S FF 89 2-3 ① **K**	S SL 87 F FF 93 B SI 92 T SI 93 1-2 ③ **K**			4	1	1	0	0	2	4
5 Clint Sammons, R (1, 2) OBP: 0.500, SLG: 0.875		F SI 89 B SL 86 B FF 89 B FF 90 F FF 90 1 SAFE F SI 88 F FF 89 X FF 90 3-2 ② **F7**		F SL 86 F FF 89 X FF 90 0-2 FC6-4 1-3 2-H **1B**		1 SAFE 1 SAFE B SL 84 S SL 83 X SL 82 1-1 1-H **HR**		C SI 91 B SL 85 X FF 92 1-1 1 G6-4-3 19 1B BB **1B**		4	2	3	3	0	0	1
Mike Hampton, R (1, 1) OBP: 0.250, SLG: 0.500 30 Jeff Bennett, R (6, 1) OBP: 0.222, SLG: 0.125 39 Rafael Soriano, R (8, 1) Greg Norton, S (8, PH) OBP: 0.339, SLG: 0.390 51 Michael Gonzalez, R (9, 1)		X FF 89 0-0 1-H **2B**		B SL 86 B FF 88 S SI 89 X SI 89 X FF 90 2-2 ② **FC6-4** 1 2B 1-2f 3-H		B FF 88 C FF 88 S SI 87 F SL 83 B FF 87 B SI 88 X FF 88 3-2 ② **G6-3**		B SI 92 S FS 84 S FS 84 F FF 93 B SI 92 B SL 84 B SI 92 4-2 1 G6-4-3 1-2 **BB**		2 1 0 0 0	0 0 0 0 0	1 0 0 0 0	2 0 0 0 1	0 0 0 0 0	0 0 0 0 0	1 0 0 0 0
Inning Stats	R: 0 E: 0 K: 0 S: 8 H: 1 LOB: 1 BB: 0 P: 14	R: 2 E: 0 K: 1 S: 14 H: 3 LOB: 1 BB: 0 P: 22	R: 0 E: 0 K: 0 S: 10 H: 0 LOB: 0 BB: 0 P: 16	R: 2 E: 0 K: 0 S: 18 H: 4 LOB: 2 BB: 0 P: 26	R: 0 E: 0 K: 0 S: 7 H: 0 LOB: 0 BB: 0 P: 9	R: 2 E: 0 K: 1 S: 15 H: 2 LOB: 0 BB: 0 P: 23	R: 2 E: 0 K: 1 S: 13 H: 3 LOB: 1 BB: 0 P: 15	R: 1 E: 0 K: 0 S: 11 H: 2 LOB: 1 BB: 1 P: 20		1B: 8 2B: 5 3B: 0 HR: 2	SF: 0 SAC: 0 DP: 1 HBP: 0		WP: 0 PB: 0 SB: 0 CS: 0	PA: 39		

BOTTOM

St. Louis Cardinals @ Atlanta Braves

Turner Field, Atlanta, GA

Thu Jul 31 2008, 7:00 PM EDT

Att. 40,653 - Cloudy - 79 F

livebaseballscorecards.com

AB	38
R	9
H	15
RBI	9
BB	1
SO	3
LOB	15

PITCHER		IP	WLS	BF	H	R	ER	SO	BB	IBB	HBP	BLK	WP	HR	S	P	ERA	WHIP
35 Joel Pineiro, R ERA: 5.04	(1, 1)	6.0	L	28	10	6	6	2	0	0	0	0	0	2	72	110	9.00	1.667
56 Kelvin Jimenez, R ERA: 5.63	(7, 1)	2.0		11	5	3	3	1	1	0	0	0	0	0	24	35	13.50	3.000

PITCHER	IP	WLS	BF	H	R	ER	SO	BB	IBB	HBP	BLK	WP	HR	S	P	ERA	WHIP

Batter	1	2	3	4	5	6	7	8	9	AB	R	H	RBI	BB	SO	LOB
23 Rickie Weeks Jr., R (1, 4) OBP: 0.333, SLG: 0.386	B SI 86 B SI 86 C SI 87 X SI 87 2-1 7 BB 8 2B 1B	D CH 78 X CH 78 1-0 2-H 3B	C FF 88 C SL 84 C FF 91 0-3 K ③			S CH 83 B SL 82 S CH 82 S SL 82 1-3 K ②		F CH 76 B CH 78 B CU 72 D CH 77 B SI 88 4-1 7 E 1-2 2-3 BB		4	1	2	1	1	2	2
7 J.J. Hardy, R (1, 6) OBP: 0.347, SLG: 0.472	B FF 87 B SI 88 D CH 77 B FF 88 4-0 8 2B 1 SF9 1-2 BB	C C B S 1-3 K ③		B FF 89 C FF 89 F SL 86 F FF 91 B SL 85 X FF 90 2-2 G6-3 ①		C SI 91 B CH 82 B SI 82 B SI 89 X SI 88 3-1 F7 ③		B SI 87 D SI 87 C SI 87 B SI 87 X SI 86 3-1 E5 1-3 2-H 3-H		4	1	0	1	1	1	2
8 Ryan Braun, R (1, 7) OBP: 0.338, SLG: 0.590	C SL 78 B FF 88 F FF 88 F FF 90 X CH 76 1-2 1-3 2-H 2B		B FF 87 X FF 86 1-0 P2 ①	X CU 76 0-0 G5-3 ②			C FF 94 B FF 93 B SL 81 B FF 93 X FF 93 3-1 G5-3 ①	X CU 72 0-0 L5 ②		5	0	1	1	0	0	2
28 Prince Fielder, L (1, 3) OBP: 0.371, SLG: 0.506	X SI 89 0-0 P5 ①		B SL 80 C FF 88 B FF 87 C FF 88 F SL 78 F SL 81 F FF 89 X SL 79 2-2 HR	B SI 90 C CH 80 S SL 87 F FF 92 S CH 82 1-3 K ③			C CU 75 C FF 94 B CH 84 C FF 94 1-3 K ②	C SI 88 S CU 72 S CU 72 0-3 K ③		5	1	1	1	0	3	4
1 Corey Hart, R (1, 9) OBP: 0.320, SLG: 0.489	B FF 88 B FF 89 F FF 89 X FF 90 2-1 SF9 ② 3-H		B FF 89 S FF 88 X FF 88 1-1 F9 ②		C FC 88 S SL 82 B SL 80 X SI 91 1-2 G5-3 ①		X FF 94 0-0 F9 ③		F SI 88 X SI 89 0-1 F9 ①	4	0	0	1	0	0	0
2 Bill Hall, R (1, 5) OBP: 0.294, SLG: 0.425	C FF 89 X CH 77 0-1 F9 ③		B SL 82 B FF 89 B FF 88 B FF 88 4-0 25 HR BB		C SL 82 B SL 81 B SL 80 S SI 91 S SL 80 2-3 K ②			C SI 84 B SI 85 X CU 70 1-1 18 FC6 33 1B 2B	B FF 90 C SL 80 B SL 78 S SI 89 F SL 80 F FF 90 B FF 90 S SL 80 3-3 K ②	4	2	1	0	1	2	1
25 Mike Cameron, R (1, 8) OBP: 0.320, SLG: 0.472		C FF 88 F FF 89 B FF 90 B FF 89 F CH 79 C FF 90 2-3 K ①	X FF 88 0-0 1-H HR		S FC 89 C FC 87 B SL 84 B SI 92 F FC 88 H SI 91 3-2 18 PB HBP			C SI 84 B SI 88 C CH 76 H CU 72 2-2 18 FC6 HBP	B FF 89 X FF 88 1-0 F8 ③	3	1	1	2	0	1	0
18 Jason Kendall, R (1, 2) OBP: 0.331, SLG: 0.323		X FF 88 0-0 37 SH1 23 3B 1B	B CH 80 B FF 88 B FF 88 C FF 87 B CH 79 4-1 37 BB BB		B SL 79 B SI 89 B FF 88 B FC 89 X FC 88 3-1 G5-3 ③ 1-2			F SI 86 F SI 86 X CU 73 0-2 FC6 23 BB 33 1B 7 E 1-2f 2-3 ①		3	2	1	0	1	0	3
37 Jeff Suppan, R (1, 1) OBP: 0.135, SLG: 0.114 33 Gabe Kapler, R (8, PH) OBP: 0.341, SLG: 0.500 Brian Shouse, L (8, 1) Guillermo Mota, R (9, 1)		1 SAFE F SI 85 X SI 86 0-1 SH1 ② 1-2	B FF 86 B FF 87 C FF 87 B FF 87 C FF 86 B FF 87 4-2 1-2 BB			C SI 89 B SL 81 C SI 90 B SL 82 F SI 90 X SI 90 2-2 G4-3 ①		B CU 72 B SI 88 C SI 86 F CH 77 B SI 88 F CU 72 F CH 78 F SI 88 X SI 88 3-2 23 BB 7 E 1-2 3-H 1B		1 1 0 0	0 1 0 0	0 1 0 0	0 0 0 0	1 0 0 0	0 0 0 0	0 0 0 0

TOP

Milwaukee Brewers @ Atlanta Braves

Turner Field, Atlanta, GA

Fri Aug 01 2008, 7:30 PM EDT

Att. 32,238 - Clear - 87 F

livebaseballscorecards.com

AB	34
R	9
H	8
RBI	8
BB	5
SO	9
LOB	14

Inning Stats	1	2	3	4	5	6	7	8	9	1B: 3	SF: 1	WP: 0	PA: 43
	R: 2 E: 0 K: 0 S: 11 H: 2 LOB: 1 BB: 1 P: 20	R: 1 E: 0 K: 2 S: 11 H: 2 LOB: 1 BB: 0 P: 15	R: 3 E: 0 K: 1 S: 16 H: 2 LOB: 2 BB: 3 P: 32	R: 0 E: 0 K: 1 S: 9 H: 0 LOB: 0 BB: 0 P: 12	R: 0 E: 0 K: 1 S: 11 H: 0 LOB: 1 BB: 0 P: 20	R: 0 E: 0 K: 1 S: 9 H: 0 LOB: 0 BB: 0 P: 15	R: 0 E: 0 K: 1 S: 6 H: 0 LOB: 0 BB: 0 P: 10	R: 3 E: 1 K: 1 S: 20 H: 2 LOB: 2 BB: 1 P: 33	R: 0 E: 0 K: 1 S: 8 H: 0 LOB: 0 BB: 0 P: 12	2B: 2 3B: 1 HR: 2	SAC: 1 DP: 0 HBP: 2	PB: 1 SB: 0 CS: 0	

PITCHER		IP	WLS	BF	H	R	ER	SO	BB	IBB	HBP	BLK	WP	HR	S	P	ERA	WHIP
36 Chuck James, L ERA: 9.47	(1, 1)	2.2	L	18	6	6	6	2	4	0	0	0	0	2	35	64	20.25	3.750
38 Buddy Carlyle, R ERA: 4.11	(3, 1)	1.1		4	0	0	0	2	0	0	0	0	0	0	12	15	0.00	0.000
Julian Tavarez, R ERA: 5.97	(5, 1)	2.0		7	0	0	0	2	0	0	1	0	0	0	20	35	0.00	0.000
56 Blaine Boyer, R ERA: 4.47	(7, 1)	1.0		3	0	0	0	1	0	0	0	0	0	0	6	10	0.00	0.000
Royce Ring, L ERA: 8.46	(8, 1)	1.0		8	2	3	2	1	1	0	1	0	0	0	20	33	18.00	3.000

PITCHER		IP	WLS	BF	H	R	ER	SO	BB	IBB	HBP	BLK	WP	HR	S	P	ERA	WHIP
Will Ohman, L ERA: 2.74	(9, 1)	1.0		3	0	0	0	1	0	0	0	0	0	0	8	12	0.00	0.000

Milwaukee Brewers @ Atlanta Braves

Turner Field, Atlanta, GA

Fri Aug 01 2008, 7:30 PM EDT

Att. 32,238 - Clear - 87 F

livebaseballscorecards.com

BOTTOM

Batter	1	2	3	4	5	6	7	8	9	AB	R	H	RBI	BB	SO	LOB
1 Grégor Blanco, L (1, 7) OBP: 0.365, SLG: 0.326	C FC 85 F CU 70 B FF 84 F CU 72 X SI 87 1-2 ① G6-3		F SI 86 C FC 79 X CU 71 0-2 1-2 1B		F FF 85 C FF 87 B CH 79 X FF 87 1-2 ① G3		C FF 86 X CH 81 0-1 ③ F9			4	0	1	0	0	0	0
19 Yunel Escobar, R (1, 6) OBP: 0.356, SLG: 0.376	X FF 85 0-0 CS 1B		C FC 83 B SI 86 B SI 87 X FC 81 2-1 ② L8		X CH 80 0-0 ② G5-3			B SI 79 X SI 80 1-0 ① L6		4	0	1	0	0	0	2
Mark Kotsay, L (1, 8) OBP: 0.332, SLG: 0.395	B SI 84 B SI 86 C SI 86 S CH 81 F SI 86 F CH 79 F SI 86 X SI 86 2-2 ② ③ G1-3 1-2		X FF 86 0-0 ③ F7		C FF 86 B FF 86 B SI 86 S FF 87 X CH 80 2-2 1B			X SI 80 0-0 ② F9		4	0	1	0	0	0	3
22 Casey Kotchman, L (1, 3) OBP: 0.321, SLG: 0.436		C FF 85 B FC 82 X CU 71 1-1 2 FC4-6 1B		B FF 86 B CH 80 B FC 87 C FC 85 C FF 86 B FF 87 4-2 5 BB 7 BB BB	B FC 85 X CH 80 1-0 ③ G3			C SI 80 X SL 76 0-1 ③ L4		3	0	1	0	1	0	1
4 Omar Infante, R (1, 5) OBP: 0.344, SLG: 0.464		B FC 83 B FF 86 B FC 84 C FF 87 F FF 87 X FF 88 3-2 ① F8		B FF 87 C FF 87 X FC 82 1-1 ① F9		C CH 79 B CH 79 X FC 83 1-1 ① G4-3			B SI 94 S SL 88 B SI 94 F SI 94 F SI 94 B SI 94 X SI 93 3-2 ① F7	4	0	0	0	0	0	2
2 Kelly Johnson, L (1, 4) OBP: 0.342, SLG: 0.425		B FF 86 X CU 72 1-0 ② FC4-6 1-2f		B CH 80 B FC 80 C SI 87 B SI 87 C SI 87 F FF 87 F SI 87 S SI 87 3-3 ② K		B CH 81 S CH 80 X CH 80 1-1 ② G6-3			B SI 94 C CH 85 X SI 94 1-1 ② P6	4	0	0	0	0	1	2
7 Jeff Francoeur, R (1, 9) OBP: 0.292, SLG: 0.364		D FC 83 B FC 83 S FF 87 X FC 82 2-1 ③ L6		B FF 88 B FC 84 B FF 87 B FC 86 4-0 5 BB 1-2 BB		X FC 83 0-0 ③ G6-3			C SI 94 B SL 88 B SI 94 X SI 94 2-1 ③ G6-3	3	0	0	0	1	0	1
5 Clint Sammons, R (1, 2) OBP: 0.545, SLG: 0.800			C FC 85 X CU 72 0-1 38 FC5-4 1B	F FF 87 D FC 84 C FC 82 B FF 87 F FF 87 B FC 82 B FC 88 4-2 1-2 2-3 BB			C FC 85 B FF 85 X SI 86 1-1 ① G6-3			2	0	1	0	1	0	0
36 Chuck James, L (1, 1) 38 Buddy Carlyle, L (3, 1) OBP: 0.286, SLG: 0.167 Greg Norton, S (4, PH) OBP: 0.357, SLG: 0.388 Julian Tavarez, L (5, 1) 56 Blaine Boyer, R (7, 1) 14 Martín Prado, R (7, PH) OBP: 0.345, SLG: 0.425 Royce Ring, L (8, 1) Will Ohman, L (9, 1)			L FF 85 X FF 84 0-1 ① FC5-4 1 1B 1-2f	C FF 88 F CH 82 B FF 86 F CH 82 D FC 79 X CU 73 2-2 ③ F7			X FC 83 0-0 ② G5-3			0 1 1 0 0 1 0 0	0 0 0 0 0 0 0 0	0 0 0 0 0 0 0 0	0 0 0 0 0 0 0 0	0 0 0 0 0 0 0 0	0 1 3 0 0 0 0 0	0 1 0 0 0 0 0 0
Inning Stats	R: 0 H: 1 E: 0 LOB: 0 K: 0 BB: 0 S: 11 P: 14	R: 0 H: 1 E: 0 LOB: 1 K: 0 BB: 0 S: 8 P: 15	R: 0 H: 2 E: 0 LOB: 2 K: 0 BB: 0 S: 10 P: 12	R: 0 H: 0 E: 0 LOB: 3 K: 1 BB: 3 S: 16 P: 34	R: 0 H: 1 E: 0 LOB: 1 K: 0 BB: 0 S: 8 P: 12	R: 0 H: 0 E: 0 LOB: 0 K: 0 BB: 0 S: 5 P: 7	R: 0 H: 0 E: 0 LOB: 0 K: 0 BB: 0 S: 5 P: 6	R: 0 H: 0 E: 0 LOB: 0 K: 0 BB: 0 S: 4 P: 5	R: 0 H: 0 E: 0 LOB: 0 K: 0 BB: 0 S: 8 P: 14	1B: 5 2B: 0 3B: 0 HR: 0	SF: 0 SAC: 0 DP: 0 HBP: 0			WP: 0 PB: 0 SB: 0 CS: 1	PA: 34		

	AB	31
	R	0
	H	5
	RBI	0
	BB	3
	SO	1
	LOB	15

PITCHER		IP	WLS	BF	H	R	ER	SO	BB	IBB	HBP	BLK	WP	HR	S	P	ERA	WHIP
37 Jeff Suppan, R ERA: 4.75	(1, 1)	7.0	W	28	5	0	0	1	3	0	0	0	0	0	63	100	0.00	1.143
Brian Shouse, L ERA: 2.63	(8, 1)	1.0		3	0	0	0	0	0	0	0	0	0	0	4	5	0.00	0.000
Guillermo Mota, R ERA: 5.18	(9, 1)	1.0		3	0	0	0	0	0	0	0	0	0	0	8	14	0.00	0.000

PITCHER	IP	WLS	BF	H	R	ER	SO	BB	IBB	HBP	BLK	WP	HR	S	P	ERA	WHIP

Milwaukee Brewers @ Atlanta Braves

Turner Field, Atlanta, GA

Sat Aug 02 2008, 3:55 PM EDT

Att. 42,096 - Partly Cloudy - 90 F

TOP

livebaseballscorecards.com

Batter	1	2	3	4	5	6	7	8	9	AB	R	H	RBI	BB	SO	LOB
23 Rickie Weeks Jr., R (1, 4) OBP: 0.332, SLG: 0.382 2 Bill Hall, R (9, 5) OBP: 0.294, SLG: 0.425	B FF 91 B SI 91 S SI 88 B CH 79 X FF 91 3-1 G4-3		B SL 83 B SI 88 C CH 80 F SI 89 X SL 86 2-2 F7			C SI 91 B CH 81 B CU 75 F SI 89 B CH 80 F CH 80 X CU 75 3-2 P5		B FF 91 B FF 91 C FF 90 B SL 77 B FF 91 4-1 28 HR BB		3 1 0 0 1 0 0 0 0 0 0 0 0 0						
7 J.J. Hardy, R (1, 6) OBP: 0.344, SLG: 0.466	C SI 92 F SI 89 B FF 91 B CU 74 X SI 89 2-2 P6		B FF 90 S CH 80 B SL 80 B SI 89 F FF 89 S FF 92 3-3 K			B SL 82 B SI 89 X SI 89 2-0 G5-3		C FF 92 B SL 79 1 SAFE S SL 79 X FF 91 1-2 P6		4 0 0 0 0 1 1						
8 Ryan Braun, R (1, 7) OBP: 0.338, SLG: 0.586	B FF 91 C SI 91 B FF 92 B SI 89 B SI 89 4-1 28 HBP BB		C SL 84 C CU 76 F CU 77 S FF 93 0-3 K			F FF 93 B SI 92 F SI 90 X FF 92 1-2 G4-3		C FF 90 S FF 91 X FF 90 0-2 F7		3 0 0 0 1 1 1						
28 Prince Fielder, L (1, 3) OBP: 0.374, SLG: 0.523	1 SAFE B SI 88 F CH 80 H SI 91 2-1 1-2 HBP			B FF 90 B CU 75 C SI 89 F SI 89 F SL 84 X CH 80 2-2 G4-3			X SI 88 0-0 HR	B FF 91 F CH 83 F FF 93 1 SAFE 1 SAFE X CH 85 1-2 1-H HR		3 2 2 3 0 0 0						
1 Corey Hart, R (1, 9) OBP: 0.319, SLG: 0.487	X FF 92 0-0 G5-3			F SI 90 F SI 92 X FF 92 0-2 F8			X FF 91 0-0 18 2B G4-3 1B	C SL 79 B SL 81 B FF 92 X FF 90 2-1 F7		4 1 1 0 0 0 2						
Craig Counsell, L (1, 5) OBP: 0.329, SLG: 0.313 (9, 4)		B FF 90 C FF 90 B FF 91 B SI 89 C SI 88 X SI 90 3-2 18 G5-3 1B		B FF 90 B SI 89 S CH 80 B SI 91 C SI 89 T CH 80 3-2 K			1 SAFE 1 SAFE B SI 87 1 SAFE X SI 87 1-0 1-2 G4-3		S CH 79 F FF 87 S CH 81 0-3 K	4 0 1 0 0 2 1						
25 Mike Cameron, R (1, 8) OBP: 0.316, SLG: 0.465		C FF 90 B SL 84 S SI 88 S CH 81 1-3 K			X SI 90 0-0 G4-3		C SI 92 B FF 93 X CH 80 1-1 P6		C SL 81 B SL 82 B FF 88 S SL 82 F SL 81 F FF 90 B SL 82 F SL 81 S SL 82 3-3 K	4 0 0 0 0 2 2						
18 Jason Kendall, R (1, 2) OBP: 0.330, SLG: 0.325		1 SAFE B CU 74 C CH 78 X SI 88 1-1 1-2 G5-3			C FF 89 X SI 92 0-1 G3		X CH 79 0-0 2-H 2B		B FF 90 B FF 90 C SL 81 B SL 83 X SL 82 3-1 F7	4 0 1 1 0 0 1						
CC Sabathia, L (1, 1) OBP: 0.190, SLG: 0.524 Salomon Torres, R (9, 1)		X CH 81 0-0 G3			C SI 90 X CH 80 0-1 G3		B CH 80 D CH 81 S SI 88 S FF 92 F SI 90 X CH 79 2-2 G3			3 0 0 0 0 0 2 0 0 0 0 0 0 0						
Inning Stats	R: 0 E: 0 K: 0 S: 8 H: 0 LOB: 2 BB: 1 P: 19	R: 0 E: 0 K: 1 S: 9 H: 1 LOB: 1 BB: 0 P: 14	R: 0 E: 0 K: 2 S: 10 H: 0 LOB: 0 BB: 0 P: 15	R: 0 E: 0 K: 1 S: 10 H: 0 LOB: 0 BB: 0 P: 15	R: 0 E: 0 K: 0 S: 5 H: 0 LOB: 0 BB: 0 P: 5	R: 0 E: 0 K: 0 S: 8 H: 0 LOB: 0 BB: 0 P: 14	R: 2 E: 0 K: 0 S: 10 H: 3 LOB: 1 BB: 0 P: 14	R: 2 E: 0 K: 0 S: 12 H: 1 LOB: 0 BB: 1 P: 20	R: 0 E: 0 K: 2 S: 11 H: 0 LOB: 0 BB: 0 P: 17	1B: 2 2B: 1 3B: 0 HR: 2 SF: 0 SAC: 0 DP: 0 HBP: 1						

	AB	32
	R	4
	H	5
	RBI	4
	BB	2
	SO	6
	LOB	10

WP: 0 PB: 0 SB: 0 CS: 0 PA: 35

PITCHER		IP	WLS	BF	H	R	ER	SO	BB	IBB	HBP	BLK	WP	HR	S	P	ERA	WHIP
50 Charlie Morton, R ERA: 6.56	(1, 1)	7.0	L	27	4	2	2	4	1	0	1	0	0	1	60	96	2.57	0.714
39 Rafael Soriano, R ERA: 2.57	(8, 1)	1.0		5	1	2	2	0	1	0	0	0	0	1	12	20	18.00	2.000
Vladimir Nunez, R ERA: 3.18	(9, 1)	1.0		3	0	0	0	2	0	0	0	0	0	0	11	17	0.00	0.000

PITCHER	IP	WLS	BF	H	R	ER	SO	BB	IBB	HBP	BLK	WP	HR	S	P	ERA	WHIP

BOTTOM

Milwaukee Brewers @ Atlanta Braves

Turner Field, Atlanta, GA

Sat Aug 02 2008, 3:55 PM EDT
Att. 42,096 - Partly Cloudy - 90 F

livebaseballscorecards.com

Batter	1	2	3	4	5	6	7	8	9	AB	R	H	RBI	BB	SO	LOB
1 Grégor Blanco, L (1, 8) OBP: 0.363, SLG: 0.323	B FF 92 F FF 92 B SL 80 B FF 92 B FF 94 4-1 19 FC1-4 14 1B 22 1B BB	X SL 79 0-0 ③ G4-3			X FF 93 0-0 ③ B5-3			C FF 92 B SL 79 F FF 93 B SL 79 F CH 86 B SL 80 F FF 93 F FF 94 F FF 93 3-3 ① K		3	1	0	0	1	1	1
14 Martín Prado, R (1, 5) OBP: 0.352, SLG: 0.429	C FF 94 B CH 85 S CH 86 X SL 80 1-2 19 FC1-4 1-2 1B	C CU 77 B CH 86 X FF 93 1-1 ① F8		B CH 86 T CH 86 B FF 93 X CH 86 2-1 1B				C FF 93 C CH 86 X FF 93 0-2 ② F8		4	0	2	0	0	0	0
19 Yunel Escobar, R (1, 6) OBP: 0.352, SLG: 0.372	X FF 95 0-0 ① FC1-4 22 1B 1-2f 2-3		C CH 85 X FF 92 0-1 ② G6-3	1 SAFE L CH 84 L CH 84 B SL 80 B FF 93 S SL 80 2-3 ① K				B CH 86 X FF 93 1-0 ③ G6-3		4	0	0	0	0	1	3
4 Omar Infante, R (1, 7) OBP: 0.341, SLG: 0.465	S CH 87 F FF 93 F FF 93 S SL 80 0-3 ② K		B CU 77 F CH 87 F FF 94 F SL 79 B FF 94 S CH 86 2-3 ③ K			C FF 94 F CH 86 X FF 94 0-2 ② L4			C FF 92 X FF 92 0-1 22 G4-3 2 1B 2B	4	1	1	0	0	2	3
22 Casey Kotchman, L (1, 3) OBP: 0.320, SLG: 0.434	B FF 94 B FF 93 X FF 94 2-0 1-3 3-H 1B			B FF 93 B CH 86 C FF 93 F SL 80 X SL 80 2-2 ① G3		X SL 81 0-0 ③ P6			C FF 93 B SL 80 B SL 79 C FF 93 X SL 79 2-2 ① G4-3 2-3	4	0	1	1	0	0	2
7 Jeff Francoeur, R (1, 9) OBP: 0.290, SLG: 0.360	S CH 87 F FF 94 S CH 86 0-3 ③ K			C FF 94 B CH 86 S CH 87 F FF 95 X CH 86 1-2 ② G3			B CH 88 X CH 86 1-0 ① P3		C SI 93 C SI 92 B SI 94 F SI 93 F CU 82 F SI 94 S CH 86 1-3 ② K	4	0	0	0	0	2	3
2 Kelly Johnson, L (1, 4) OBP: 0.344, SLG: 0.426		X FF 93 0-0 50 SH1-4 5 G5-3 1B		C SL 80 C SL 81 S SL 81 0-3 ③ K			C SL 81 S SL 81 B SL 80 S SL 81 1-3 ② K		C SI 94 X SI 94 0-1 3-H 1B	4	0	2	1	0	2	0
5 Clint Sammons, R (1, 2) OBP: 0.467, SLG: 0.643		X FF 93 0-0 ① G5-3 1-2			B CH 87 C CH 87 B FF 93 X CH 87 2-1 ① G5-3		B FF 94 F CH 87 X FF 94 1-1 1B		S SI 94 S SI 93 X SI 94 0-2 ③ F8	4	0	1	0	0	0	2
50 Charlie Morton, R (1, 1) Mark Kotsay, L (7, PH) OBP: 0.331, SLG: 0.393 39 Rafael Soriano, R (8, 1) Vladimir Nunez, R (9, 1)		X FF 93 0-0 ② SH1-4 2-3			F FF 93 S CH 86 C SL 78 0-3 ② K		S SL 80 B SL 81 B FF 95 C SL 79 B FF 94 F SL 79 T FF 93 3-2 ③ K			1	0	0	0	0	1	0
										1	0	0	0	0	1	1
										0	0	0	0	0	0	0
										0	0	0	0	0	0	0

	AB	33
	R	2
	H	7
	RBI	2
	BB	1
	SO	10
	LOB	15

Inning Stats	1	2	3	4	5	6	7	8	9
	R: 1 E: 0 K: 2 S: 13	H: 2 LOB: 2 BB: 1 P: 20	R: 0 E: 0 K: 0 S: 4	H: 1 LOB: 1 BB: 0 P: 4	R: 0 E: 0 K: 1 S: 8	H: 0 LOB: 0 BB: 0 P: 11	R: 0 E: 0 K: 1 S: 10	H: 0 LOB: 0 BB: 0 P: 13	R: 0 E: 0 K: 1 S: 6	H: 0 LOB: 0 BB: 0 P: 8	R: 0 E: 0 K: 1 S: 9	H: 1 LOB: 1 BB: 0 P: 13	R: 0 E: 0 K: 2 S: 10	H: 1 LOB: 1 BB: 0 P: 16	R: 0 E: 0 K: 1 S: 13	H: 0 LOB: 0 BB: 0 P: 17	R: 1 E: 0 K: 1 S: 16	H: 2 LOB: 1 BB: 0 P: 19

	1B: 6	SF: 0	WP: 0	PA: 35
	2B: 1	SAC: 1	PB: 0	
	3B: 0	DP: 0	SB: 0	
	HR: 0	HBP: 0	CS: 0	

PITCHER	IP	WLS	BF	H	R	ER	SO	BB	IBB	HBP	BLK	WP	HR	S	P	ERA	WHIP
CC Sabathia, L (1, 1) ERA: 3.28	8.1	W	32	6	2	2	9	1	0	0	0	0	0	78	109	2.16	0.840
Salomon Torres, R (9, 1) ERA: 2.83	0.2	S	3	1	0	0	1	0	0	0	0	0	0	11	12	0.00	1.500

PITCHER	IP	WLS	BF	H	R	ER	SO	BB	IBB	HBP	BLK	WP	HR	S	P	ERA	WHIP

Batter	1	2	3	4	5	6	7	8	9	AB	R	H	RBI	BB	SO	LOB
Ray Durham, S (1, 4) OBP: 0.376, SLG: 0.408	B SL 79 C FF 84 B FF 85 S FF 84 B CH 75 X FF 84 3-2 G4-3		X 0-0 G6-3			B FF 83 C FF 84 F FF 85 F FF 86 X CU 72 1-2 G3		B SI 91 B SI 92 B FF 90 B FF 91 4-0 FC9-4-6 BB		3	0	0	0	1	0	0
Craig Counsell, L (1, 6) OBP: 0.333, SLG: 0.318	B FF 86 C CH 73 C SL 82 B CH 76 X SL 84 2-2 8 FC6-4 1B		B C X CH 74 1-1 P5			B CU 69 B CH 74 C FF 84 B SL 80 F FF 83 X FF 85 3-2 1B		D SL 83 C SI 90 B SI 89 X SI 89 2-1 FC9-4-6 1-2f		4	0	2	0	0	0	1
8 Ryan Braun, R (1, 7) OBP: 0.335, SLG: 0.581	X SL 82 0-0 FC6-4 1-2f			B FF 85 F FF 85 F FF 86 C SL 83 1-3 K		C FF 85 X SI 84 0-1 F9		C SI 93 F SI 92 C SI 91 0-3 K		4	0	0	0	0	2	3
28 Prince Fielder, L (1, 3) OBP: 0.373, SLG: 0.522	C FF 85 B CH 74 1 SAFE S CH 72 B FF 86 F CU 71 X CH 76 2-2 P6			B CH 72 X SL 82 1-0 2B		S CH 75 B CH 72 D CH 73 X CH 72 2-1 F8		X FF 90 0-0 P6		4	0	1	0	0	0	3
1 Corey Hart, R (1, 9) OBP: 0.318, SLG: 0.484		C CH 79 X FF 82 0-1 33 S 14 S 1B		B SL 81 B SL 80 X CH 72 2-0 G1-3			B SL 80 X FF 82 1-1 G5-3		B FF 92 F FF 91 B FF 93 X FF 92 2-1 F8	4	0	1	0	0	0	1
14 Russell Branyan, L (1, 5) OBP: 0.333, SLG: 0.598 2 Bill Hall, R (9, PH) OBP: 0.294, SLG: 0.424		B SI 83 S FF 83 S CH 74 F CH 73 X CH 74 1-2 F7 1-2		B FF 86 D CH 73 F CH 72 S CH 73 S CU 72 2-3 K			X FF 84 0-0 33 E 33 1B 1B		X SL 75 0-0 P4	3 1	0 0	1 0	0 0	0 0	1 0	2 0
33 Gabe Kapler, R (1, 8) OBP: 0.344, SLG: 0.500		C SL 81 B CH 73 S SL 82 B SL 81 S CU 71 2-3 K 2-3			C SL 82 C FF 85 B CU 71 S FF 85 1-3 K		D SL 81 X SL 81 1-0 E1 1-3 1B		C FF 93 B SL 81 C SL 81 B FF 94 F SL 84 X SL 83 2-2 18 DI 1B	4	0	2	0	0	2	1
18 Jason Kendall, R (1, 2) OBP: 0.327, SLG: 0.321		C SL 82 F SL 81 B FF 87 X CU 71 1-2 G5-3			C FF 82 B FF 85 B SL 80 X SL 80 2-1 G6-3		C FF 84 B FF 84 C FF 84 B SL 83 S SL 80 2-3 K		C SL 77 X SL 80 0-1 F8 1-2	4	0	0	0	0	1	4
15 Ben Sheets, R (1, 1) OBP: 0.120, SLG: 0.125 23 Rickie Weeks Jr., R (7, PH) OBP: 0.331, SLG: 0.381 73 Seth McClung, L (7, 1) OBP: 0.294, SLG: 0.353 Guillermo Mota, R (8, 1)			L B CH 73 F FC 81 F CH 74 X SL 82 1-2 G6-3		X FF 84 0-0 G6-3		C SL 81 S FF 84 F SL 83 B SL 82 F SL 82 F FF 88 C SL 82 1-3 K			2 1 0 0	0 0 0 0	0 0 0 0	0 0 0 0	0 1 0 0	0 2 0 0	0 2 0 0
Inning Stats	R: 0 E: 0 K: 0 S: 11 H: 1 LOB: 1 BB: 0 P: 18	R: 0 E: 0 K: 1 S: 12 H: 1 LOB: 1 BB: 0 P: 16	R: 0 E: 0 K: 0 S: 7 H: 0 LOB: 0 BB: 0 P: 9	R: 0 E: 0 K: 2 S: 8 H: 1 LOB: 1 BB: 0 P: 14	R: 0 E: 0 K: 1 S: 6 H: 0 LOB: 0 BB: 0 P: 9	R: 0 E: 0 K: 0 S: 11 H: 1 LOB: 1 BB: 0 P: 17	R: 0 E: 1 K: 2 S: 13 H: 2 LOB: 2 BB: 0 P: 18	R: 0 E: 0 K: 1 S: 6 H: 0 LOB: 1 BB: 1 P: 12	R: 0 E: 0 K: 0 S: 9 H: 1 LOB: 1 BB: 0 P: 13	1B: 6 2B: 1 3B: 0 HR: 0	SF: 0 SAC: 0 DP: 0 HBP: 0			WP: 0 PB: 0 SB: 2 CS: 0	PA: 35		

PITCHER		IP	WLS	BF	H	R	ER	SO	BB	IBB	HBP	BLK	WP	HR	S	P	ERA	WHIP
57 Jorge Campillo, R ERA: 2.58	(1, 1)	7.0	W	27	6	0	0	6	0	0	0	0	0	0	68	101	0.00	0.857
30 Jeff Bennett, R ERA: 4.09	(8, 1)	0.2		3	0	0	0	1	1	0	0	0	0	0	5	11	0.00	1.500
Will Ohman, L ERA: 2.72	(8, 1)	0.1		1	0	0	0	0	0	0	0	0	0	0	1	1	0.00	0.000
51 Michael Gonzalez, L ERA: 2.81	(9, 1)	1.0		4	1	0	0	0	0	0	0	0	0	0	9	13	0.00	1.000

PITCHER	IP	WLS	BF	H	R	ER	SO	BB	IBB	HBP	BLK	WP	HR	S	P	ERA	WHIP

TOP

Milwaukee Brewers @ Atlanta Braves

Turner Field, Atlanta, GA

Sun Aug 03 2008, 1:30 PM EDT
Att. 29,177 - Partly Cloudy - 90 F

livebaseballscorecards.com

AB	34
R	0
H	7
RBI	0
BB	1
SO	7
LOB	17

Milwaukee Brewers @ Atlanta Braves

Turner Field, Atlanta, GA

Sun Aug 03 2008, 1:30 PM EDT
Att. 29,177 - Partly Cloudy - 90 F

livebaseballscorecards.com

BOTTOM

Batter	1	2	3	4	5	6	7	8	9	AB	R	H	RBI	BB	SO	LOB
1 Grégor Blanco, L (1, 7) OBP: 0.370, SLG: 0.328	B CH 87 C CH 88 C CU 78 B CU 78 F FF 91 F CU 79 B FF 88 F FF 90 F FF 92 4-2 F FF 91 B FF 92 19 SH5-3 2B BB	B FF 93 B SI 92 C FF 91 C CU 80 B CU 80 B FF 93 4-2 19 FC6-4 BB			B SI 90 C FF 91 L CU 80 D CU 81 X CU 80 2-2 L3-6 1-3 2B		B SI 90 B FF 90 C FF 92 B SI 89 B FF 91 4-1 19 1B 1-2 BB			1	1	1	0	3	0	0
19 Yunel Escobar, R (1, 6) OBP: 0.352, SLG: 0.372	X FF 90 0-0 ① SH5-3 1-2	1 SAFE B FF 91 F FF 93 1 SAFE F CU 80 F FF 92 X CU 81 1-2 ③ FC6-4 1-2f			B FF 90 X FF 92 1-0 ① G6-3 3-H		X FF 92 0-0 G4-6-3 1-3 2-H 1B			3	0	1	2	0	0	2
Mark Kotsay, L (1, 8) OBP: 0.333, SLG: 0.396	F FF 91 C FF 91 B FF 91 D CU 81 F FF 92 F CH 88 F FF 93 B CU 82 X FF 93 3-2 22 G3-1 4 2B 2-H 2B		S FF 89 B CH 88 B CU 79 B FF 92 C SI 91 B FF 91 4-2 4 G6-4-3 BB		F CU 79 B SI 92 X CU 82 1-1 ②③ L3-6 2-2		B SI 89 B SI 88 X FF 91 2-0 ②③ G4-6-3 1-2f			3	1	1	1	1	0	3
22 Casey Kotchman, L (1, 3) OBP: 0.322, SLG: 0.434	F FF 93 X CH 87 0-1 ② G3-1 2-3		F CU 79 X 0-1 ① L7			X CH 87 0-0 1B		B CU 75 H SI 92 2-0 2 G4-3 4 BB 7 1B HBP		3	1	1	0	0	0	2
4 Omar Infante, R (1, 5) OBP: 0.345, SLG: 0.468	B CU 78 B CU 81 C FF 92 C FF 91 F FF 94 X CU 83 2-2 2 1B 3-H 2B		F FF 90 1 SAFE F FF 91 X CU 80 0-2 ②③ G6-4-3 1-2f			1 SAFE C CU 79 C CU 80 S CU 79 0-3 ① K		B FF 90 B FF 90 B FF 90 B FF 93 4-0 7 1B 2 G4-3 1-2 BB		3	0	1	1	1	1	2
2 Kelly Johnson, L (1, 4) OBP: 0.345, SLG: 0.429	C CU 82 X CH 88 0-1 2-3 1B		B CH 83 C CU 77 X CU 77 1-1 7 CS 2B			X FF 91 0-0 ② P6		X FF 89 0-0 ① G4-3 1-2 2-3		4	0	2	0	0	0	3
7 Jeff Francoeur, R (1, 9) OBP: 0.289, SLG: 0.359	C FF 94 S CU 80 D CU 82 B FF 94 X CU 83 2-2 ③ F9		B FF 91 C FF 92 F CU 80 F FF 94 S CU 80 1-3 ①② K 2-3			C FF 90 X CU 79 0-1 ③ P5		F SL 85 S FF 93 B FF 94 X SL 86 1-2 2-3 3-H 1B		4	0	1	1	0	1	4
5 Clint Sammons, R (1, 2) OBP: 0.368, SLG: 0.500		C FF 92 C FF 92 B FF 92 F CU 81 B FF 92 T CU 82 2-2 ① K	X FF 91 0-0 ③ F8				F FF 93 B FF 92 B FF 94 X FF 93 2-1 ① F9	B SI 92 C SI 93 F SL 85 T FF 93 1-2 ② K		4	0	0	0	0	2	2
57 Jorge Campillo, R (1, 1) OBP: 0.167, SLG: 0.167 Greg Norton, S (7, PH) OBP: 0.341, SLG: 0.388 30 Jeff Bennett, R (8, 1) OBP: 0.222, SLG: 0.125 Will Ohman, L (8, 1) 8 Ruben Gotay, S (8, PH) OBP: 0.301, SLG: 0.313 51 Michael Gonzalez, R (9, 1)		C FF 92 F CU 82 S 0-3 ② K			C FF 89 B FF 91 F FF 90 X CU 78 1-2 E5 1 2B 19 G6-3		C FF 93 B CU 79 F CU 78 F FF 94 F CU 76 B FF 94 B FF 95 B CU 77 4-2 1 BB 19 1B BB	C SI 93 B SI 93 B SI 94 S CH 85 F SI 94 X CH 84 2-2 ③ G4-3		2 0 0 0 0 1	1 1 0 0 0 0	0 0 0 0 0 0	0 1 0 0 0 0	1 1 0 0 0 0	0 0 0 0 0 2	0 0 0 0 0 0
Inning Stats	R: 2 E: 0 K: 0 S: 25 H: 3 LOB: 2 BB: 1 P: 36	R: 0 E: 0 K: 2 S: 13 H: 0 LOB: 1 BB: 1 P: 20	R: 0 E: 0 K: 0 S: 7 H: 0 LOB: 0 BB: 1 P: 11	R: 0 E: 0 K: 1 S: 7 H: 1 LOB: 0 BB: 0 P: 9	R: 1 E: 1 K: 0 S: 9 H: 1 LOB: 0 BB: 0 P: 14	R: 0 E: 0 K: 1 S: 7 H: 1 LOB: 1 BB: 0 P: 7	R: 1 E: 0 K: 0 S: 9 H: 1 LOB: 1 BB: 2 P: 21	R: 1 E: 0 K: 1 S: 11 H: 1 LOB: 2 BB: 1 P: 21		1B: 4 2B: 5 3B: 0 HR: 0 SF: 0 SAC: 1 DP: 3 HBP: 1						

	AB	28
	R	5
	H	8
	RBI	5
	BB	6
	SO	5
	LOB	20

WP: 0 PB: 0 SB: 0 CS: 1 PA: 36

PITCHER		IP	WLS	BF	H	R	ER	SO	BB	IBB	HBP	BLK	WP	HR	S	P	ERA	WHIP
15 Ben Sheets, R ERA: 3.14	(1, 1)	6.0	L	25	6	3	2	4	3	0	0	0	0	0	68	97	3.00	1.500
73 Seth McClung, R ERA: 4.55	(7, 1)	1.1		9	2	2	2	0	3	0	1	0	0	0	13	32	13.50	3.750
Guillermo Mota, R ERA: 5.09	(8, 1)	0.2		2	0	0	0	1	0	0	0	0	0	0	7	10	0.00	0.000

PITCHER	IP	WLS	BF	H	R	ER	SO	BB	IBB	HBP	BLK	WP	HR	S	P	ERA	WHIP

Atlanta Braves @ San Francisco Giants

AT&T Park, San Francisco, CA

Mon Aug 04 2008, 7:15 PM PDT

Att. 37,473 - Partly Cloudy - 61 F

livebaseballscorecards.com

Batter	1	2	3	4	5	6	7	8	9	AB	R	H	RBI	BB	SO	LOB
1 Grégor Blanco, L (1, 7) OBP: 0.370, SLG: 0.325	C FF 90 F FF 90 B CU 74 B FF 91 B FF 90 B FF 91 4-2 19 G4-6-3 BB		S CH 85 B CH 84 C FF 91 B CH 86 C FF 90 2-3 ② K		B FF 91 B CH 86 B FF 91 C FF 92 X FF 91 3-1 ② F7		F FF 91 B CU 75 B CU 75 B FF 92 F FF 92 F FF 92 B FF 92 4-2 19 2B BB		B FF 95 B FF 94 C FF 94 X FF 94 2-1 ① G6-3	3	0	0	0	2	1	1
19 Yunel Escobar, R (1, 6) OBP: 0.350, SLG: 0.372	F FF 90 B FF 91 X FF 91 1-1 ① ② G4-6-3 1-2f		C CU 76 X FF 91 0-1 ③ G4-3		B FF 90 F FF 90 X SL 89 1-1 ③ G4-3		B FF 90 C FF 92 X FF 90 1-1 1-3 2B		S SL 91 B SL 89 B SL 88 B FF 94 C FF 94 C SL 87 3-3 ② K	5	0	1	0	0	1	2
Mark Kotsay, L (1, 8) OBP: 0.335, SLG: 0.394	C FF 91 X FF 91 0-1 1B			C CU 73 X CH 84 0-1 ① G4-3		C FF 90 F CH 85 X CH 87 0-2 ① G3	B CH 88 B FF 92 S FF 93 B FF 93 B FF 93 4-1 BB		B SL 88 C FF 94 F FF 95 T FF 97 1-2 ③ K	4	0	1	0	1	1	0
16 Brian McCann, L (1, 2) OBP: 0.384, SLG: 0.559	C FF 91 F FF 92 F CU 77 C FF 92 0-3 ③ K			B FF 90 B CH 85 B FF 91 B FF 91 4-0 22 HBP BB		X CU 74 0-0 ② G3-1	C CH 84 S CH 86 B FF 87 X SI 92 1-2 ③ P6			3	0	0	0	1	1	4
22 Casey Kotchman, L (1, 3) OBP: 0.324, SLG: 0.438		C FF 90 F FF 90 B FF 91 F FF 90 B SL 85 X FF 92 2-2 ① F8		T CH 84 S CU 73 B FF 91 D CU 74 F FF 91 H FF 92 3-2 1-2 HBP		B CU 74 X CH 85 1-0 4 1B 3B		B SI 89 F CH 85 X SI 91 1-1 ① F7		3	1	1	0	0	0	0
4 Omar Infante, R (1, 5) OBP: 0.349, SLG: 0.475		B CU 75 F FF 92 B CU 75 F FF 92 S FF 92 2-3 ② K		B FF 91 F FF 91 X FF 92 1-1 ② L9		C CU 74 X CU 75 0-1 3-H 1B		C SI 89 B CH 83 B CH 83 B SI 90 C SI 90 F SI 92 X SI 92 3-2 2 1B 7 G1-3 2B		4	1	2	1	0	1	2
2 Kelly Johnson, L (1, 4) OBP: 0.347, SLG: 0.430		B FF 91 X FF 91 1-0 7 S 1B		X CH 85 0-0 ③ G4-3		B CH 86 F FF 92 B FF 92 F FF 91 S CH 86 2-3 ③ K		C CH 84 S CH 85 X CH 84 0-2 7 G1-3 2-3 1B		4	0	2	0	0	1	3
7 Jeff Francoeur, R (1, 9) OBP: 0.289, SLG: 0.356		B SL 83 X SL 82 1-0 ③ G4-3 1-2		F FF 91 S CU 75 B CU 74 B FF 91 B FF 91 B FF 92 4-2 BB			B CU 74 F FF 91 F CU 75 S FF 92 1-3 ① K	C SL 84 D SL 84 D SL 82 D SL 83 F SL 83 X FF 92 2-2 ② G1-3 1-2 3-H		3	0	0	1	1	1	2
49 Jair Jurrjens, R (1, 1) OBP: 0.204, SLG: 0.140			C FF 90 X CU 75 0-1 ① G4-3	C FF 92 L FF 91 M FF 93 0-3 ① K			B CH 86 F FF 92 B CH 86 X FF 91 2-1 ② L9	B FF 92 C SL 82 D SL 83 C FF 91 S SL 84 2-3 ③ K		2	0	0	0	0	1	1
Greg Norton, S (7, PH) OBP: 0.339, SLG: 0.385										1	0	0	0	0	0	0
56 Blaine Boyer, R (7, 1)										0	0	0	0	0	0	0
8 Ruben Gotay, S (8, PH) OBP: 0.298, SLG: 0.310										1	0	0	0	0	1	1
30 Jeff Bennett, R (8, 1) OBP: 0.222, SLG: 0.125										0	0	0	0	0	0	0
Inning Stats	R: 0 E: 0 K: 1 S: 10 H: 1 LOB: 1 BB: 1 P: 15	R: 0 E: 0 K: 1 S: 9 H: 1 LOB: 1 BB: 0 P: 15	R: 0 E: 0 K: 1 S: 7 H: 0 LOB: 0 BB: 0 P: 9	R: 0 E: 0 K: 0 S: 8 H: 0 LOB: 2 BB: 1 P: 16	R: 0 E: 0 K: 1 S: 9 H: 0 LOB: 1 BB: 1 P: 17	R: 1 E: 0 K: 1 S: 10 H: 2 LOB: 1 BB: 0 P: 13	R: 0 E: 0 K: 1 S: 14 H: 1 LOB: 3 BB: 2 P: 27	R: 1 E: 0 K: 1 S: 16 H: 2 LOB: 1 BB: 0 P: 24	R: 0 E: 0 K: 2 S: 8 H: 0 LOB: 0 BB: 0 P: 14	1B: 4 2B: 2 3B: 1 HR: 0 SF: 0 SAC: 0 DP: 1 HBP: 1						

TOP	
AB	33
R	2
H	7
RBI	2
BB	5
SO	9
LOB	16

WP: 0 PB: 0 SB: 1 CS: 0 PA: 39

PITCHER		IP	WLS	BF	H	R	ER	SO	BB	IBB	HBP	BLK	WP	HR	S	P	ERA	WHIP
18 Matt Cain, R ERA: 3.6	(1, 1)	6.2	W	30	5	1	1	6	5	0	1	0	0	0	64	108	1.35	1.500
Jack Taschner, L ERA: 3.32	(7, 1)	0.2	H	4	2	1	1	0	0	0	0	0	0	0	12	17	13.50	3.000
Tyler Walker, R ERA: 4.57	(8, 1)	0.2	H	2	0	0	0	1	0	0	0	0	0	0	7	11	0.00	0.000
38 Brian Wilson, R ERA: 4.26	(9, 1)	1.0	S	3	0	0	0	2	0	0	0	0	0	0	8	14	0.00	0.000

PITCHER		IP	WLS	BF	H	R	ER	SO	BB	IBB	HBP	BLK	WP	HR	S	P	ERA	WHIP

Batter	1	2	3	4	5	6	7	8	9	AB	R	H	RBI	BB	SO	LOB
2 Randy Winn, S (1, 9) OBP: 0.346, SLG: 0.388	C FF 88 X CH 82 0-1 33 FC6-5 14 S 1B		B FF 90 X CH 84 1-0 14 FC6-4 33 1B 1B	S FF 90 X SI 91 0-1 E4 1B 1-2		F FF 90 X CH 84 0-1 1-H 2B				4	1	3	1	0	0	1
Ivan Ochoa, R (1, 6) OBP: 0.364, SLG: 0.387	1 SAFE 1 SAFE C SI 90 F FF 91 B FF 92 1 SAFE 1 SAFE F SL 80 F FF 90 2-2 B CH 85 1 SAFE X FF 92 F7 ①		1 SAFE F FF 93 X FF 93 0-1 14 FC6-4 1-2 1B	L FF 92 F FF 93 X SI 93 0-2 1-2 2-H 1B		B SL 81 B FF 93 B CH 85 B FF 91 4-0 14 FC6-4 BB				3	0	2	1	1	0	1
14 Fred Lewis, L (1, 7) OBP: 0.351, SLG: 0.443	1 SAFE B FF 91 B CH 83 C FF 91 B CH 83 F CH 84 B CH 85 4-2 33 FC6-5 1-2 BB		B CH 85 B FF 92 F FF 91 B CH 85 F FF 92 F FF 93 X FF 92 3-2 ① FC6-4 33 1B 21 FC6-4 1-2f 2-3	S CH 84 C FF 92 F FF 92 F FF 91 B CH 85 X CH 84 1-2 ③ G5-3		C FF 91 F FF 92 B FF 93 F CH 84 B FF 93 X CH 85 2-2 ③ FC6-4 1-2f				3	1	0	0	1	0	6
33 Aaron Rowand, R (1, 8) OBP: 0.345, SLG: 0.426	C SI 92 C FF 91 B FF 93 X CH 85 1-2 ② FC6-5 1-2 2-3f		X SI 94 0-0 ① 21 FC6-4 1-3 3-H 1B		B SL 79 B CH 84 X SI 90 2-0 ① G6-3		B CU 74 X FF 93 1-0 ① F9			4	0	1	1	0	0	2
21 John Bowker, L (1, 3) OBP: 0.296, SLG: 0.408 Rich Aurilia, R (8, 3) OBP: 0.334, SLG: 0.421	C FF 91 S CH 84 X FC 92 0-2 ③ G4-3		1 SAFE F FF 92 X FF 92 0-1 ② FC6-4 1-2f 3-H		F FF 91 C FF 92 S CH 84 0-3 ② K		X CU 75 0-0 ② B1-3			4 0	0 0	0 0	1 0	0 0	1 0	3 0
Jose Castillo, R (1, 5) OBP: 0.299, SLG: 0.394		X SL 78 0-0 ① F8	1 SAFE C FF 91 B SI 93 B CH 84 F CH 84 B SL 80 X SI 92 3-2 ③ G3		C CH 85 S SL 82 B FF 92 X SI 93 1-2 ③ G4-3		C FF 94 B FF 95 B CU 77 B FF 94 S FF 94 F FF 93 F CU 74 T FF 94 3-2 ③ K			4	0	0	0	0	1	1
7 Emmanuel Burriss, S (1, 4) OBP: 0.335, SLG: 0.319		B FF 89 T FF 88 X FF 90 1-1 20 CS 1B		C FF 88 B FF 90 F CH 83 X FF 92 1-2 ① G4-3		X SL 80 0-0 ① G4-3		C FF 91 F FF 92 X CU 82 0-2 ① G4-3		4	0	1	0	0	0	0
20 Steve Holm, R (1, 2) OBP: 0.356, SLG: 0.397		1 SAFE F CH 84 1 SAFE P PO 86 B SI 92 B FF 91 B FF 91 4-1 ② 1-2 BB		C FF 90 B FF 90 B FF 91 F FF 92 B CH 85 F FF 92 X SI 92 3-2 ② G6-3		C SL 80 B FF 93 B CH 84 X CH 84 2-1 2 2B 1B		X SI 91 0-0 8 G4-6-3 1B		3	1	2	0	1	0	0
18 Matt Cain, R (1, 1) OBP: 0.217, SLG: 0.326 Jack Taschner, L (7, 1) Tyler Walker, R (8, 1) 8 Eugenio Velez, S (8, PH) OBP: 0.258, SLG: 0.320 38 Brian Wilson, R (9, 1)		X SI 91 0-0 ③ G5-3		C SL 80 B CH 84 B FF 91 X FF 92 2-1 2 E 1B 1B		F FF 91 X FF 91 0-1 ② B2		1 SAFE X SI 90 0-0 ②③ G4-6-3 1-2f		3 0 0 1 0	1 0 0 0 0	1 0 0 0 0	0 0 0 0 0	0 0 0 0 0	0 0 0 0 0	2 0 0 1 0
Inning Stats	R: 0 E: 0 K: 0 S: 15 H: 1 LOB: 2 BB: 1 P: 22	R: 0 E: 0 K: 0 S: 6 H: 1 LOB: 1 BB: 1 P: 10	R: 2 E: 0 K: 0 S: 13 H: 3 LOB: 1 BB: 0 P: 20	R: 1 E: 1 K: 0 S: 19 H: 2 LOB: 2 BB: 0 P: 26	R: 0 E: 0 K: 1 S: 7 H: 0 LOB: 0 BB: 0 P: 10	R: 1 E: 0 K: 0 S: 11 H: 2 LOB: 2 BB: 1 P: 19	R: 0 E: 0 K: 1 S: 7 H: 0 LOB: 0 BB: 0 P: 11	R: 0 E: 0 K: 0 S: 5 H: 1 LOB: 0 BB: 0 P: 5		1B: 9 2B: 1 3B: 0 HR: 0 SF: 0 SAC: 0 DP: 1 HBP: 0				WP: 0 PB: 0 SB: 1 CS: 1	PA: 36	

PITCHER		IP	WLS	BF	H	R	ER	SO	BB	IBB	HBP	BLK	WP	HR	S	P	ERA	WHIP
49 Jair Jurrjens, R ERA: 3.12	(1, 1)	6.0	L	30	9	4	3	1	3	0	0	0	0	0	71	107	4.50	2.000
56 Blaine Boyer, R ERA: 4.4	(7, 1)	1.0		3	0	0	0	1	0	0	0	0	0	0	7	11	0.00	0.000
30 Jeff Bennett, R ERA: 4.03	(8, 1)	1.0		3	1	0	0	0	0	0	0	0	0	0	5	5	0.00	1.000

PITCHER	IP	WLS	BF	H	R	ER	SO	BB	IBB	HBP	BLK	WP	HR	S	P	ERA	WHIP

BOTTOM

Atlanta Braves @ San Francisco Giants

AT&T Park, San Francisco, CA

Mon Aug 04 2008, 7:15 PM PDT

Att. 37,473 - Partly Cloudy - 61 F

livebaseballscorecards.com

AB	33
R	4
H	10
RBI	4
BB	3
SO	2
LOB	17

Atlanta Braves @ San Francisco Giants

AT&T Park, San Francisco, CA

Tue Aug 05 2008, 7:15 PM PDT

Att. 36,098 - Partly Cloudy - 61 F

livebaseballscorecards.com

TOP

Batter	1	2	3	4	5	6	7	8	9	AB	R	H	RBI	BB	SO	LOB
19 Yunel Escobar, R (1, 6) OBP: 0.349, SLG: 0.374	C SI 92 B SI 93 B SI 92 C SI 90 F SI 92 C SI 93 2-3 ① K		X FF 89 0-0 ②③ G6-4-3 1-2f		X CH 84 0-0 2-H 2B		B SL 81 X FF 88 1-0 ② SF8 2-3 3-H		C SL 76 B SL 76 X SI 85 1-1 ① P4	4	0	1	2	0	1	4
Mark Kotsay, L (1, 8) OBP: 0.336, SLG: 0.392	B SI 92 B SI 92 B SI 91 C SI 90 X SI 91 3-1 ② G3			F SI 89 C SI 90 F SL 80 F SI 91 B SL 83 X SI 89 1-2 ① G5-3	F SI 89 X CH 84 0-1 ③ G4-3		C CH 82 B FF 90 B FF 89 B FF 90 F FF 88 F CH 82 B CH 82 4-2 22 WP BB		S CH 80 F FF 87 B SL 76 X CH 79 1-2 22 2B 4 2B 1B 1-2 3-H	4	1	1	1	1	0	1
22 Casey Kotchman, L (1, 3) OBP: 0.322, SLG: 0.438	C SI 92 B SL 82 B SI 92 F CH 84 X SL 82 2-2 ③ L6			B SL 80 F CH 82 B SI 91 F SI 90 F CH 82 F SI 91 F CH 83 F CH 85 S SL 82 2-3 ② K		B FF 90 F FF 90 X CU 72 1-1 ① F8	C SI 83 B SI 84 X CH 74 1-1 ③ G3 1-2 3-H		C FF 88 B FF 88 D CH 79 X FF 85 2-1 4 2B 1-3 2-H 2B	5	1	1	1	0	1	1
4 Omar Infante, R (1, 7) OBP: 0.350, SLG: 0.476 (9, 5)		C SI 90 B CH 86 B FF 92 S SI 91 F SI 94 F SL 82 S CH 86 2-3 ① K		B SI 91 S CH 84 S CH 86 B SL 83 X FF 92 2-2 ③ P6		B FF 90 S CH 84 F FF 91 F FF 91 B CU 73 S CH 83 3-3 ② K		B SI 82 B CH 71 C SI 80 B CH 70 B SI 79 4-1 16 G4-6-3 BB	C SL 77 X SI 88 0-1 2-H 3-H 2B	4	0	1	2	1	2	0
16 Brian McCann, L (1, 2) OBP: 0.382, SLG: 0.554		B SI 92 B FF 91 F FF 89 F SI 91 S SI 92 2-3 ② K			C SI 90 B SL 81 X SI 90 1-1 7 1B 14 G6-4-3 1B	C FF 91 B CU 75 B FF 92 B FF 91 C FF 89 X FF 91 3-2 ③ P6		X SI 82 0-0 ①② G4-6-3 1-2f	X SI 87 0-0 ② F7	5	1	1	0	0	1	3
7 Jeff Francoeur, R (1, 9) OBP: 0.290, SLG: 0.357		S FF 92 F FF 92 B SI 92 F SL 82 B SI 91 B CH 86 X CH 85 3-2 ③ G5-3			B FF 91 C SI 90 X CH 85 1-1 14 G6-4-3 1-3 1B		X FF 86 0-0 14 1B 2 1B 1B	C SI 81 S CH 75 X SI 79 0-2 ③ G4-3	F SL 76 F FF 88 X SL 77 0-2 ③ G6-3	5	1	2	0	0	0	2
14 Martín Prado, R (1, 5) OBP: 0.370, SLG: 0.438 1 Grégor Blanco, L (9, PR) OBP: 0.370, SLG: 0.325 (9, 7)			C SI 89 F SI 92 X FF 92 0-2 2 1B 1B		C CH 84 B SI 90 X CH 82 1-1 ①② G6-4-3 1-2f 3-H		1 SAFE 1 SAFE C FF 87 B CH 86 X SL 79 1-1 SH1-4 2 1B 19 SF8 1B 1-2		C FF 85 C SL 76 F SL 76 B FF 89 H SL 73 2-2 2 SH 1B HBP	3 0	1 1	2 0	0 0	0 0	0 0	1 0
2 Kelly Johnson, L (1, 4) OBP: 0.352, SLG: 0.437			C SI 90 B SL 80 X SL 80 1-1 19 G6-4-3 1-2 1B		B CH 82 C SI 89 B CH 85 B SI 91 X SI 90 3-1 2B		X CH 80 0-0 19 SF8 22 WP SH1-4 1-2 2-H 1B		B FF 86 1 SAFE X SI 86 1-0 SH 1B 1-3 1B	3	3	3	1	0	0	0
Mike Hampton, R (1, 1) OBP: 0.333, SLG: 0.667 30 Jeff Bennett, R (8, 1) OBP: 0.222, SLG: 0.125 Will Ohman, L (8, 1) 56 Blaine Boyer, R (8, 1) Greg Norton, S (9, PH) OBP: 0.343, SLG: 0.389 51 Michael Gonzalez, R (9, 1)			L SI 90 B SI 89 L FF 90 B FF 91 L CH 80 2-3 ① K		B CH 83 B SI 89 S SI 89 B SI 89 C SI 88 F SI 89 X SI 88 3-2 19 2B 2-H 2B		X CH 86 0-0 ① SH1-4 1-2 2-3		B SI 87 F FF 86 B FF 87 X FF 88 2-1 1B 22 2B 1B 1-3 3-H	2 0 0 0 1 0	1 0 0 0 1 0	1 0 0 0 1 0	1 0 0 0 0 0	0 0 0 0 0 0	1 0 0 0 0 0	2 0 0 0 0 0
Inning Stats	R: 0 E: 0 K: 1 S: 9 H: 0 LOB: 0 BB: 0 P: 16	R: 0 E: 0 K: 2 S: 12 H: 0 LOB: 0 BB: 0 P: 19	R: 0 E: 0 K: 1 S: 9 H: 2 LOB: 1 BB: 0 P: 12	R: 0 E: 0 K: 1 S: 15 H: 0 LOB: 0 BB: 0 P: 20	R: 3 E: 0 K: 0 S: 15 H: 5 LOB: 1 BB: 0 P: 24	R: 0 E: 0 K: 1 S: 9 H: 0 LOB: 0 BB: 0 P: 16	R: 3 E: 0 K: 0 S: 11 H: 3 LOB: 1 BB: 1 P: 18	R: 0 E: 0 K: 0 S: 5 H: 0 LOB: 0 BB: 1 P: 9	R: 5 E: 1 K: 0 S: 19 H: 4 LOB: 2 BB: 0 P: 28	1B: 9 2B: 5 3B: 0 HR: 0 SF: 1 SAC: 2 DP: 3 HBP: 1						WP: 1 PB: 0 SB: 0 CS: 0 PA: 42	

	AB	36
	R	11
	H	14
	RBI	9
	BB	2
	SO	6
	LOB	14

PITCHER		IP	WLS	BF	H	R	ER	SO	BB	IBB	HBP	BLK	WP	HR	S	P	ERA	WHIP
53 Jonathan Sánchez, L ERA: 4.64	(1, 1)	5.0	L	20	7	3	3	5	0	0	0	0	0	0	60	91	5.40	1.400
43 Alex Hinshaw, L ERA: 2.51	(6, 1)	1.0		3	0	0	0	1	0	0	0	0	0	0	9	16	0.00	0.000
56 Osiris Matos, R ERA: 4.05	(7, 1)	0.2		6	3	3	3	0	1	0	0	0	0	0	9	15	40.50	6.000
43 Geno Espineli, L ERA: 5.14	(7, 1)	1.1		4	0	0	0	0	1	0	0	0	1	0	7	12	0.00	0.750
Sergio Romo, R ERA: 4.41	(9, 1)	1.0		9	4	5	4	0	0	0	1	0	0	0	19	28	36.00	4.000

PITCHER		IP	WLS	BF	H	R	ER	SO	BB	IBB	HBP	BLK	WP	HR	S	P	ERA	WHIP

BOTTOM

Atlanta Braves @ San Francisco Giants

AT&T Park, San Francisco, CA

Tue Aug 05 2008, 7:15 PM PDT

Att. 36,098 - Partly Cloudy - 61 F

livebaseballscorecards.com

Batter	1	2	3	4	5	6	7	8	9	AB	R	H	RBI	BB	SO	LOB
2 Randy Winn, S (1, 9) OBP: 0.345, SLG: 0.387	B FF 87 F FF 86 F SI 83 B CU 76 X FC 83 2-2 F9 ①		B FF 87 1 SAFE X CU 74 1-0 G5-3 ②③ 1-2		C SI 83 X CH 79 0-1 FC6-4 ③ 1-2f			B SI 90 C SI 90 X CH 86 1-1 21 WP 33 1B 1B		4	1	1	0	0	0	3
Ivan Ochoa, R (1, 6) OBP: 0.361, SLG: 0.382	C FF 89 F SI 84 X FF 88 0-2 33 G5-3 1B			C CU 73 B SI 85 S CH 76 B CU 76 X FF 88 2-2 G5-3 ①		C FF 87 B CU 76 X CH 79 1-1 G6-3 ①		B FF 90 C SI 90 C SI 90 F FF 91 F FF 90 D SL 82 F FF 91 B FF 90 B FF 90 4-2 33 1B 1 1B 1-2 BB		3	0	1	0	0	0	0
43 Geno Espineli, L (7, 1)										0	0	0	0	0	0	0
21 John Bowker, L (8, PH) OBP: 0.298, SLG: 0.408										0	1	0	0	1	0	0
20 Steve Holm, R (9, 2) OBP: 0.356, SLG: 0.397										0	0	0	0	0	0	0
33 Aaron Rowand, R (1, 8) OBP: 0.344, SLG: 0.425	B SI 84 D SI 85 1 SAFE B SI 83 C SI 83 X SI 81 3-1 G5-3 ② 1-2			C CU 75 F SI 84 B CH 78 C FC 85 1-3 K ②		X SI 85 0-0 F8 ②		F FF 91 B SI 90 F FF 90 X FF 90 1-2 1 1B 1-3 2-H 1B		4	0	1	1	0	1	1
1 Bengie Molina, R (1, 2) OBP: 0.306, SLG: 0.403	B SI 84 B SI 82 X SI 84 2-0 G5-3 ③			X SI 84 0-0 L8 ③		B CH 78 C FF 88 X CU 76 1-1 G5-3 ③		F SI 91 B FF 92 T FF 90 X SI 92 1-2 3-H 1B		4	0	1	1	0	0	1
Dave Roberts, L (8, PR) OBP: 0.231, SLG: 0.167										0	0	0	0	0	0	0
										0	0	0	0	0	0	0
14 Fred Lewis, L (1, 7) OBP: 0.353, SLG: 0.452		B SI 86 C FF 87 S SI 84 B FC 85 X SI 85 2-2 G6-3 ①			C SI 87 F FC 85 B SI 86 F FC 86 X CU 76 1-2 1B FC5-4 1B		F SI 84 B SI 86 B SI 86 F SI 83 F FF 89 F SI 86 X FC 85 2-2 HR	C SI 90 C SI 90 S SI 90 0-3 K ②		4	2	2	1	0	1	2
Sergio Romo, R (9, 1)										0	0	0	0	0	0	0
Rich Aurilia, R (1, 3) OBP: 0.333, SLG: 0.419		C FF 87 X FF 89 0-1 G5-3 ②			B SI 83 S CH 81 B CH 79 S SI 82 1 SAFE X SI 81 2-2 FC5-4 1-3 1B		C FF 88 B FC 84 B CH 79 S SI 83 F SI 88 B FF 89 X SI 82 3-2 G1-3 ①	C FF 92 F FF 93 C CU 77 0-3 K ③		4	0	1	0	0	1	2
Jose Castillo, R (1, 5) OBP: 0.298, SLG: 0.392		S SI 84 F SI 85 B FF 90 S CU 77 1-3 K2-3 ③			B CH 80 X SI 82 1-0 FC5-4 ① 7 G3 1-2f 3-H		X CH 80 0-0 G4-3 ②	C SI 91 B FF 92 B SL 80 X SI 92 2-1 7 G4-6-3 1B		4	0	1	1	0	1	1
7 Emmanuel Burriss, S (1, 4) OBP: 0.327, SLG: 0.310			B FF 88 L SI 83 B SI 84 X SI 83 2-1 E6 2 G5-3		X FF 88 0-0 G3 ② 1-2		C FF 88 X CH 79 0-1 P6 ③		C FF 90 X FF 90 0-1 G4-6-3 ①② 1-2f	4	0	0	0	0	0	2
53 Jonathan Sánchez, L (1, 1) OBP: 0.122, SLG: 0.146			1 SAFE L FF 87 1 SAFE X FF 87 0-1 B1 ①		B CU 73 B SI 83 F CH 81 B FF 88 S SI 82 B CH 81 4-2 2 FC6-4 BB			B FF 90 B SL 89 C FF 88 X FF 89 2-1 G4-3 ①	C FF 92 F FF 92 B FF 91 B FF 93 S CH 82 2-3 K2-3 ③	1	0	0	0	0	0	1
Omar Vizquel, S (5, PH) OBP: 0.243, SLG: 0.212										0	0	0	0	1	0	0
43 Alex Hinshaw, L (6, 1)										0	0	0	0	0	0	0
56 Osiris Matos, R (7, 1)										0	0	0	0	0	0	0
8 Eugenio Velez, S (7, 4) OBP: 0.255, SLG: 0.316										2	0	0	0	0	1	0
Inning Stats	R: 0 E: 0 K: 0 S: 9 H: 1 LOB: 1 BB: 0 P: 16	R: 0 E: 0 K: 1 S: 8 H: 0 LOB: 0 BB: 0 P: 11	R: 0 E: 1 K: 0 S: 5 H: 0 LOB: 0 BB: 0 P: 8	R: 0 E: 0 K: 1 S: 7 H: 0 LOB: 0 BB: 0 P: 10	R: 1 E: 0 K: 0 S: 13 H: 2 LOB: 2 BB: 1 P: 21	R: 0 E: 0 K: 0 S: 5 H: 0 LOB: 0 BB: 0 P: 7	R: 1 E: 0 K: 0 S: 12 H: 1 LOB: 0 BB: 0 P: 17	R: 2 E: 0 K: 2 S: 21 H: 3 LOB: 2 BB: 1 P: 30	R: 0 E: 0 K: 1 S: 7 H: 1 LOB: 0 BB: 0 P: 11	1B: 7 2B: 0 3B: 0 HR: 1 SF: 0 SAC: 0 DP: 1 HBP: 0						

	AB	34
	R	4
	H	8
	RBI	4
	BB	2
	SO	5
	LOB	13

WP: 1 PA: 36
PB: 0
SB: 0
CS: 0

PITCHER		IP	WLS	BF	H	R	ER	SO	BB	IBB	HBP	BLK	WP	HR	S	P	ERA	WHIP
Mike Hampton, L ERA: 6.75	(1, 1)	7.0	W	26	4	2	2	2	1	0	0	0	0	1	59	90	2.57	0.714
30 Jeff Bennett, R ERA: 4.28	(8, 1)	0.1		5	3	2	2	0	1	0	0	0	1	0	15	24	54.00	12.000
Will Ohman, L ERA: 2.7	(8, 1)	0.1	H	1	0	0	0	1	0	0	0	0	0	0	3	3	0.00	0.000
56 Blaine Boyer, R ERA: 4.37	(8, 1)	0.1	H	1	0	0	0	1	0	0	0	0	0	0	3	3	0.00	0.000
51 Michael Gonzalez, L ERA: 2.65	(9, 1)	1.0		3	1	0	0	1	0	0	0	0	0	0	7	11	0.00	1.000

PITCHER	IP	WLS	BF	H	R	ER	SO	BB	IBB	HBP	BLK	WP	HR	S	P	ERA	WHIP

Atlanta Braves @ San Francisco Giants

AT&T Park, San Francisco, CA

Wed Aug 06 2008, 12:45 PM PDT

Att. 39,955 - Partly Cloudy - 66 F

TOP

livebaseballscorecards.com

Batter	1	2	3	4	5	6	7	8	9	AB	R	H	RBI	BB	SO	LOB
1 Grégor Blanco, L (1, 7) OBP: 0.370, SLG: 0.323	B SI 91 C SI 91 C FF 93 X CH 83 1-2 G6-3		C FF 91 X CH 82 0-1 G4-3		X FF 92 0-0 SH3-4 2-3		B SI 92 B FF 91 B FF 89 B SI 89 4-0 19 FC6-4 BB			2	0	0	0	1	0	0
19 Yunel Escobar, R (1, 6) OBP: 0.346, SLG: 0.370	C SI 94 C CU 77 F FF 94 F CU 81 X FF 94 0-2 P6		X FF 92 0-0 F9		B CU 76 X CH 81 1-0 G6-3 3-H		1 SAFE X FF 92 0-0 FC6-4 1-2f			4	0	0	1	0	0	1
22 Casey Kotchman, L (1, 3) OBP: 0.322, SLG: 0.434	B SI 93 B CH 82 B SI 92 B FF 93 4-0 16 1B 4 1B BB		X CH 82 0-0 F8		B FF 92 B FF 89 X FF 91 2-0 F7			F FF 90 F SI 91 B CH 82 F CH 84 S CH 80 1-3 K		3	0	0	0	1	1	0
16 Brian McCann, L (1, 2) OBP: 0.385, SLG: 0.559	C FF 92 B FF 92 F CH 83 X FF 93 1-2 4 1B 1-2 1B			C SI 91 S FF 92 X FF 90 0-2 BB 1B	B CU 75 B FF 91 X CH 79 2-0 4 WP G4-3 2B			F SI 91 B CU 76 B SL 80 S CH 82 B CU 80 S CH 84 3-3 K		4	1	3	0	0	1	0
4 Omar Infante, R (1, 5) OBP: 0.348, SLG: 0.471	C FF 92 X CH 83 0-1 1-3 2-H 1B			X FF 93 0-0 F9	L FF 91 B CU 77 F SI 90 S CU 80 1-3 K 2-3			B FF 93 C FF 93 C SI 94 F FF 93 F FF 94 B CU 82 F SI 93 F FF 94 B CH 84 3-3 S CU 80 K		4	0	1	0	0	2	2
Mark Kotsay, L (1, 8) OBP: 0.334, SLG: 0.387		C FF 90 F FF 91 S SL 84 0-3 K		B FF 91 B CH 81 F FF 90 F SI 91 B FF 93 F FF 93 D CH 84 4-2 BB	B FF 92 X CH 83 1-0 G4-3 3-H				F FF 95 B SL 86 B FF 94 C FF 93 F FF 95 X SL 87 2-2 G6-3	3	0	0	1	1	1	0
2 Kelly Johnson, L (1, 4) OBP: 0.348, SLG: 0.433		C CU 77 B FF 90 C CH 81 F FF 92 B CH 82 B CU 79 S CH 83 3-3 K		X FF 91 0-0 F8	S CH 83 B CH 83 F FF 92 X CH 82 1-2 G3				S SL 88 C FF 96 B SL 88 F SL 86 X FF 96 1-2 G4-3	4	0	0	0	0	1	2
7 Jeff Francoeur, R (1, 9) OBP: 0.290, SLG: 0.354		F FF 93 B FF 92 C FF 93 B CU 80 B FF 91 B FF 93 4-2 BB		B FF 91 X FF 88 1-0 L7			C FF 91 F FF 90 S CU 79 0-3 K2-3		F FF 96 S FF 96 F SI 97 B FF 96 F FF 97 X SL 88 1-2 G6-3	3	0	0	0	1	1	2
36 Chuck James, L (1, 1) 8 Ruben Gotay, S (5, PH) OBP: 0.305, SLG: 0.329 38 Buddy Carlyle, L (5, 1) OBP: 0.286, SLG: 0.167 Greg Norton, S (7, PH) OBP: 0.341, SLG: 0.387 Julian Tavarez, L (7, 1) Will Ohman, L (8, 1)		B FF 92 B FF 91 B FF 91 C FF 92 C FF 91 C FF 92 3-3 K			S SI 92 C FF 91 B CH 82 B FF 92 X FF 92 2-2 1 SH3-4 19 G6-3 2B		B CH 84 B FF 91 B SI 91 C FF 89 X FF 88 3-1 F8			1	0	0	0	0	1	1
										1	1	1	0	0	0	0
										0	0	0	0	0	0	0
										1	0	0	0	0	0	0
										0	0	0	0	0	0	0
										0	0	0	0	0	0	0

	AB	R	H	RBI	BB	SO	LOB
	30	2	5	2	4	8	8

Inning Stats																												
	R: 0 E: 0 K: 0 S: 13	H: 2 LOB: 2 BB: 1 P: 19		R: 0 E: 0 K: 3 S: 12	H: 0 LOB: 1 BB: 1 P: 22		R: 0 E: 0 K: 0 S: 4	H: 0 LOB: 0 BB: 0 P: 4		R: 0 E: 0 K: 0 S: 9	H: 1 LOB: 2 BB: 1 P: 14		R: 1 E: 0 K: 0 S: 6	H: 1 LOB: 0 BB: 0 P: 11		R: 1 E: 0 K: 1 S: 8	H: 1 LOB: 0 BB: 0 P: 13		R: 0 E: 0 K: 1 S: 6	H: 0 LOB: 1 BB: 1 P: 13		R: 0 E: 0 K: 3 S: 14	H: 0 LOB: 0 BB: 0 P: 21		R: 0 E: 0 K: 0 S: 13	H: 0 LOB: 0 BB: 0 P: 17		1B: 3 2B: 2 3B: 0 HR: 0	SF: 0 SAC: 1 DP: 0 HBP: 0		WP: 1 PB: 0 SB: 0 CS: 0	PA: 35

PITCHER		IP	WLS	BF	H	R	ER	SO	BB	IBB	HBP	BLK	WP	HR	S	P	ERA	WHIP
55 Tim Lincecum, R ERA: 2.68	(1, 1)	8.0	W	32	5	2	2	8	4	0	0	0	1	0	72	117	2.25	1.125
38 Brian Wilson, R ERA: 4.17	(9, 1)	1.0	S	3	0	0	0	0	0	0	0	0	0	0	13	17	0.00	0.000

PITCHER	IP	WLS	BF	H	R	ER	SO	BB	IBB	HBP	BLK	WP	HR	S	P	ERA	WHIP

Batter	1	2	3	4	5	6	7	8	9	AB	R	H	RBI	BB	SO	LOB
2 Randy Winn, S (1, 9) OBP: 0.351, SLG: 0.393	C FF 87 B CH 78 X FF 87 1-1 33 HR 1B		X FF 88 0-0 33 BLK 33 SF9 SH2-3 1B		C FF 88 B FF 89 X FF 89 1-1 33 1B 1B		X SI 90 0-0 SH1-3 1B			4	2	4	0	0	0	0
Ivan Ochoa, R (1, 6) OBP: 0.342, SLG: 0.361	1 SAFE C FF 87 F FF 89 B FF 90 S CH 80 1-3 ① K		1 SAFE B FF 89 L SI 88 X 1-1 ① SH2-3 1-2		1 SAFE C FF 88 F SL 86 B SL 86 1 SAFE C FF 89 1-3 ① K		1 SAFE M SI 89 X SL 78 0-1 ① SH1-3 1-2			2	0	0	0	0	2	2
33 Aaron Rowand, R (1, 8) OBP: 0.348, SLG: 0.435	1 SAFE S FF 89 F FF 89 B FF 90 X CH 80 1-2 1-H HR		B FF 88 F FF 88 X FF 89 1-1 ② SF9 2-H		F FF 89 F SL 86 B FF 92 X FF 89 1-2 1 G6-4-3 1-2 1B		C SL 80 B SL 80 B CH 85 D CH 85 I IN 73 4-1 1 G6-4-3 IBB			2	1	2	3	1	0	0
1 Bengie Molina, R (1, 2) OBP: 0.305, SLG: 0.401	F FF 90 F FF 90 F FF 90 X SL 82 0-2 E6		X CH 81 0-0 1B		S FF 90 X SL 87 0-1 ② ③ G6-4-3 1-2f		C SI 92 X SI 92 0-1 ② ③ G6-4-3 1-2f			4	0	1	0	0	0	4
14 Fred Lewis, L (1, 7) OBP: 0.354, SLG: 0.460	F FF 88 X FF 88 0-1 ② F7		F FF 89 X FF 89 0-1 ③ F8			X FF 89 0-0 F9-2 3B		B FF 90 B FF 90 T FF 90 S FF 90 X FF 91 2-2 K2-3 2B		4	0	2	0	0	0	2
Rich Aurilia, R (1, 3) OBP: 0.329, SLG: 0.413	C CH 80 B FF 89 X FF 89 1-1 ③ P6			F FF 88 X FF 88 0-1 ① P3		X SI 89 0-0 ① ② F9-2 3-H		L FF 89 F FF 90 S SL 82 0-3 ① K2-3 2-3		4	0	0	0	0	1	3
Jose Castillo, R (1, 5) OBP: 0.298, SLG: 0.391		F FF 87 B FF 88 B FF 88 C FF 89 F FF 90 F FF 90 F CH 81 X FF 90 2-2 ① G6-3		X FF 89 0-0 ② F8		B FF 90 X SL 86 1-0 7 BB 1B		F FF 91 F SL 83 B SL 82 B SL 81 B FF 90 X SL 81 3-2 ② L4		4	0	1	0	0	0	1
7 Emmanuel Burriss, S (1, 4) OBP: 0.331, SLG: 0.311		B FF 89 C FF 89 X FF 90 1-1 ② G4-3		B FF 89 X FF 88 1-0 1B		1 SAFE B FF 89 1 SAFE 1 SAFE B FF 89 B SI 88 B FF 88 4-0 1-2 BB		C FF 90 F SL 81 X SL 83 0-2 ③ G6-3		3	0	1	0	1	0	1
55 Tim Lincecum, L (1, 1) OBP: 0.216, SLG: 0.208 38 Brian Wilson, R (9, 1)		B SI 88 C SI 88 C FF 88 B CH 80 T SI 88 2-2 ③ K		C FF 88 C FF 88 S FF 89 0-3 ③ K		F FF 90 C SI 91 S FF 92 0-3 ③ K				3 0	0 0	0 0	0 0	0 0	3 0	3 0
Inning Stats	R: 2 H: 2 E: 1 LOB: 1 K: 1 BB: 0 S: 16 P: 20	R: 0 H: 0 E: 0 LOB: 0 K: 1 BB: 0 S: 11 P: 16	R: 1 H: 2 E: 0 LOB: 1 K: 0 BB: 0 S: 8 P: 10	R: 0 H: 1 E: 0 LOB: 1 K: 1 BB: 0 S: 7 P: 8	R: 0 H: 2 E: 0 LOB: 2 K: 1 BB: 0 S: 10 P: 13	R: 0 H: 2 E: 0 LOB: 2 K: 1 BB: 1 S: 6 P: 11	R: 0 H: 1 E: 0 LOB: 1 K: 0 BB: 1 S: 6 P: 10	R: 0 H: 1 E: 0 LOB: 1 K: 1 BB: 0 S: 12 P: 17		1B: 8 SF: 1 2B: 2 SAC: 2 3B: 1 DP: 3 HR: 1 HBP: 0						

PITCHER		IP	WLS	BF	H	R	ER	SO	BB	IBB	HBP	BLK	WP	HR	S	P	ERA	WHIP
36 Chuck James, L ERA: 9.1	(1, 1)	4.0	L	18	5	3	3	3	0	0	0	1	0	1	42	54	6.75	1.250
38 Buddy Carlyle, R ERA: 3.89	(5, 1)	2.0		9	4	0	0	2	1	0	0	0	0	0	16	24	0.00	2.500
Julian Tavarez, R ERA: 5.76	(7, 1)	1.0		4	1	0	0	0	0	1	0	0	0	0	6	10	0.00	1.000
Will Ohman, L ERA: 2.64	(8, 1)	1.0		4	1	0	0	1	0	0	0	0	0	0	12	17	0.00	1.000

PITCHER	IP	WLS	BF	H	R	ER	SO	BB	IBB	HBP	BLK	WP	HR	S	P	ERA	WHIP

BOTTOM

Atlanta Braves @ San Francisco Giants

AT&T Park, San Francisco, CA

Wed Aug 06 2008, 12:45 PM PDT

Att. 39,955 - Partly Cloudy - 66 F

livebaseballscorecards.com

AB	30
R	3
H	11
RBI	3
BB	2
SO	6
LOB	16

Batter	1	2	3	4	5	6	7	8	9	AB	R	H	RBI	BB	SO	LOB
1 Grégor Blanco, L (1, 7) OBP: 0.372, SLG: 0.328	C FF 86 F FF 87 X FF 88 0-2 19 1B 19 BLK 22 SF8 1B		B FF 86 2 SAFE S CH 76 B CU 74 F FF 86 F FC 87 B CH 78 X 3-2 ①② G6-3 2-3			C FF 90 B SL 81 X CH 79 1-1 ① G3		C F F X 0-2 19 2B 1-3 3-H 2B		4	2	2	1	0	0	1
19 Yunel Escobar, R (1, 6) OBP: 0.347, SLG: 0.374	C SL 81 1 SAFE S CU 74 B SL 82 1 SAFE B FC 86 X CU 75 2-2 1-3 1B		F SL 81 F FC 86 F FC 88 B CU 75 B CH 79 S SL 81 2-3 ③ K			B FF 89 C SL 81 B SL 82 B FF 90 X FF 89 3-1 ② P6		F SL 90 B SL 90 S FF 95 X SL 91 1-2 22 G4-3 16 1B 2-H 3-H 2B		4	1	2	2	0	1	0
22 Casey Kotchman, L (1, 3) OBP: 0.319, SLG: 0.431	B CH 79 C CU 75 C FF 86 B FF 87 X FF 88 2-2 ① SF8 3-H			C CH 78 C SL 80 S FF 86 0-3 ① K		B CH 79 S CH 79 X FF 90 1-1 ③ G4-3		C FF 95 B SI 95 X FF 89 1-1 ② G4-3 2-3		3	0	0	1	0	1	1
16 Brian McCann, L (1, 2) OBP: 0.386, SLG: 0.558	D CU 74 1 SAFE B FC 85 B CH 77 F FC 85 X FF 86 3-1 ② F8			C CU 74 B SL 81 S CU 73 X FF 86 1-2 ② F7			X FF 88 0-0 2 L3 1B	C SL 88 B FF 94 F SL 88 F FF 94 B SI 96 X SI 96 2-2 3-H 1B		4	0	2	1	0	0	1
4 Omar Infante, R (1, 5) OBP: 0.340, SLG: 0.460 51 Michael Gonzalez, R (8, 1)	C FF 87 1 SAFE C CH 77 F FF 87 B FF 84 F FF 87 1 SAFE X SL 81 1-2 ③ F8			B FF 86 C CH 76 C FF 85 B SL 82 S CU 74 2-3 ③ K			C SL 82 X FF 87 0-1 ① P6	X SI 91 0-0 ③ G6-3		4 0	0 0	0 0	0 0	0 0	1 0	3 0
2 Kelly Johnson, L (1, 4) OBP: 0.345, SLG: 0.428		F SL 84 B CU 73 F SL 82 B FF 87 F CH 79 F FF 87 T CH 77 2-2 ① K	C CH 77 B SL 82 F CU 74 B FF 86 X FF 86 2-2 ① F7				X SL 81 0-0 ②③ L3 1-1		F FF 94 S FF 93 B FF 94 B FF 94 F CH 82 S FF 95 2-3 ① K	4	0	0	0	0	2	1
Mark Kotsay, L (1, 8) OBP: 0.333, SLG: 0.396		C CH 77 F SL 82 B FC 87 B SL 80 F FF 86 S CH 80 2-3 ② K	B CU 73 X CH 79 1-0 HR					B CH 84 B SI 95 F SI 95 X FF 95 2-1 ① G6-3	C FF 95 F FF 94 C FF 95 0-3 ② K	4	1	1	1	0	2	0
7 Jeff Francoeur, R (1, 9) OBP: 0.289, SLG: 0.353		B FF 88 F SL 81 S CU 74 X CU 74 1-2 ③ P2	S FF 86 B FF 88 X CU 75 1-1 ② G5-3					X SL 87 0-0 WP 1 2B 1B	B SL 82 S SL 81 S FF 95 S FF 95 1-3 ③ K	4	1	1	0	0	1	0
50 Charlie Morton, R (1, 1) OBP: 0.100, SLG: 0.200 Greg Norton, S (8, PH) OBP: 0.345, SLG: 0.387 56 Blaine Boyer, R (8, 1) 14 Martín Prado, R (8, 5) OBP: 0.370, SLG: 0.438			B FF 85 C FF 84 B FF 86 F FF 85 X FF 86 2-2 1 CS 2B		C F F CU 74 B S 1-3 ③ K			C FF 90 F FF 94 B SL 89 B FF 95 F B B 4-2 1 2B 19 2B 1-3 BB		2 0 0 0	0 1 0 0	1 0 0 0	0 0 0 0	1 1 0 0	0 0 0 0

| Inning Stats | | | | |

Batter	1	2	3	4	5	6	7	8	9	AB	R	H	RBI	BB	SO	LOB
6 Stephen Drew, L (1, 6) OBP: 0.318, SLG: 0.471	B FF 91 C SI 89 X SI 90 1-1 ① F8		B CU 76 B CU 74 B SI 89 C SI 90 F FF 89 X FF 93 3-2 ② G4-3		B CU 75 X FF 92 1-0 ③ F7			C CH 85 B FF 95 S CH 84 F FF 95 B CU 78 X FF 96 2-2 18 1B 3B		4	1	1	0	0	0	1
1 Orlando Hudson, S (1, 4) OBP: 0.369, SLG: 0.454	C FF 93 X CH 81 0-1 18 F8 34 1B 1B		B FF 92 C SI 90 B FF 92 B SI 89 X FF 92 3-1 ③ G4-3			C CH 80 B CU 78 B CU 73 C SI 90 X CU 75 2-2 18 G4-6-3 34 1B 1B		C FF 95 C FF 95 X FF 94 0-2 ② L5		4	0	2	0	0	0	1
34 Conor Jackson, R (1, 7) OBP: 0.397, SLG: 0.496	B FF 92 D CU 77 X SI 90 2-0 1-2 1B			B SI 91 B CU 75 X SI 90 2-0 ① G4-3		C SI 90 1 SAFE F SI 89 1 SAFE X CU 74 0-2 18 G4-6-3 1-2 1B		F FF 95 B FF 95 B CU 78 B CH 84 F FF 95 F FF 94 H CU 75 4-2 18 1B 27 HR HBP		3	1	2	0	0	0	0
18 Chad Tracy, L (1, 3) OBP: 0.324, SLG: 0.440	B FF 92 X FF 90 1-0 ② F8 2-3			B FF 93 B SI 89 X SI 88 2-0 ② F7		B CU 73 B FF 92 X SI 90 2-0 ①② G4-6-3 1-2f 2-3		B FF 94 B CH 84 C FF 94 1 SAFE X CH 86 2-1 27 HR 1-2 1B 3-H		4	1	1	1	0	0	4
27 Mark Reynolds, R (1, 5) OBP: 0.328, SLG: 0.497	C SL 84 1 SAFE D CU 76 F CH 81 S FF 95 1-3 ③ K			B FF 93 S SI 89 B SI 90 B FF 92 B SI 89 4-1 28 FC6-4 BB		C FF 91 B SL 79 S CH 79 F CH 79 B FF 94 S 2-3 ③ K		B FF 93 S SI 93 1 SAFE F SI 92 B FF 93 B FF 94 X FF 92 3-2 1-H 2-H HR		3	1	1	3	1	2	3
28 Alex Romero, L (1, 9) OBP: 0.265, SLG: 0.349 Chris Burke, R (8, PH) OBP: 0.302, SLG: 0.237 (9, 9)	X 0-0 ① G5-3			1 SAFE C CU 74 1 SAFE X SI 89 0-1 ③ FC6-4 1-2f			C C CU 75 B FF 90 X CH 78 1-2 ① L6	B FF 92 C FF 91 C SL 82 B FF 94 X SL 82 2-2 ③ G6-3		3 1	0 0	0 0	0 0	0 0	0 0	1 0
24 Chris Young, R (1, 8) OBP: 0.297, SLG: 0.420	B C C X 1-2 ② L8				B FF 90 B SI 89 X SI 89 2-0 ① F7		B CU 75 B CH 80 C SI 88 B SI 89 S CH 79 F FF 92 X FF 92 3-2 ② F8		B FF 92 C FF 92 B SL 81 C SL 80 F F FF 94 X 2-2 ① P3	4	0	0	0	0	0	0
26 Miguel Montero, L (1, 2) OBP: 0.333, SLG: 0.352 19 Chris Snyder, R (9, PH) OBP: 0.353, SLG: 0.431	C F B S 1-3 ③ K2-3				S CU 74 B SI 91 X CH 81 1-1 21 G5-3 1B		F SI 89 F CU 76 B F FF 93 B CU 76 C CU 74 2-3 ③ K		C FF 94 S FF 94 X FF 94 0-2 ② F7	3 1	0 0	1 0	0 0	0 0	2 0	0 0
48 Yusmeiro Petit, R (1, 1) 21 Jamie D'Antona, R (5, PH) OBP: 0.250, SLG: 0.250 47 Leo Rosales, R (6, 1) 56 Ramon Pena, R (8, 1) 50 Chad Qualls, R (8, 1) 11 Augie Ojeda, S (8, PH) OBP: 0.368, SLG: 0.333 Juan Cruz, R (9, 1) Tony Clark, S (9, PH) OBP: 0.336, SLG: 0.328			B FF 91 C SI 91 X 1-1 ① G5-3		B SI 92 F SI 91 B FF 93 F FF 89 B CU 75 X CU 76 3-2 ② G5-3 1-2			B FF 93 F FF 93 X FF 94 1-1 ① G6-3	F FF 94 S FF 95 B FF 94 S 1-3 ③ K	1 1 0 0 0 1 0	0 0 0 0 0 0 1	0 0 0 0 0 0 0	0 0 0 0 0 0 0	0 0 0 0 0 0 0	0 0 0 0 0 1 0	0 1 0 0 0 0 0
Inning Stats	R: 0 E: 0 K: 1 S: 9 H: 2 LOB: 2 BB: 0 P: 14	R: 0 E: 0 K: 1 S: 7 H: 0 LOB: 0 BB: 0 P: 9	R: 0 E: 0 K: 0 S: 7 H: 0 LOB: 0 BB: 0 P: 14	R: 0 E: 0 K: 0 S: 5 H: 0 LOB: 1 BB: 1 P: 13	R: 0 E: 0 K: 0 S: 7 H: 1 LOB: 1 BB: 0 P: 14	R: 0 E: 0 K: 1 S: 11 H: 2 LOB: 1 BB: 0 P: 17	R: 0 E: 0 K: 1 S: 11 H: 0 LOB: 0 BB: 0 P: 17	R: 4 E: 0 K: 0 S: 20 H: 3 LOB: 0 BB: 0 P: 34	R: 0 E: 0 K: 1 S: 11 H: 0 LOB: 0 BB: 0 P: 14	1B: 6 2B: 0 3B: 1 HR: 1 SF: 0 SAC: 0 DP: 1 HBP: 1						

PITCHER		IP	WLS	BF	H	R	ER	SO	BB	IBB	HBP	BLK	WP	HR	S	P	ERA	WHIP
50 Charlie Morton, R ERA: 5.7	(1, 1)	7.0	W	26	5	0	0	4	1	0	0	0	0	0	57	98	0.00	0.857
56 Blaine Boyer, R ERA: 4.92	(8, 1)	0.2		6	3	4	4	0	0	0	1	0	0	1	17	29	54.00	4.500
51 Michael Gonzalez, L ERA: 2.45	(8, 1)	1.1	S	4	0	0	0	1	0	0	0	0	0	0	14	19	0.00	0.000

PITCHER	IP	WLS	BF	H	R	ER	SO	BB	IBB	HBP	BLK	WP	HR	S	P	ERA	WHIP

BOTTOM

Atlanta Braves @ Arizona Diamondbacks

Chase Field, Phoenix, AZ

Thu Aug 07 2008, 6:40 PM MST

Att. 27,798 - Roof Closed - 79 F

livebaseballscorecards.com

AB	34
R	4
H	8
RBI	4
BB	1
SO	5
LOB	11

Atlanta Braves @ Arizona Diamondbacks

Chase Field, Phoenix, AZ

Fri Aug 08 2008, 6:40 PM MST

Att. 27,977 - Roof Closed - 78 F

TOP

livebaseballscorecards.com

Batter	1	2	3	4	5	6	7	8	9	AB	R	H	RBI	BB	SO	LOB
1 Grégor Blanco, L (1, 8) OBP: 0.369, SLG: 0.326	F FF 85 B FF 85 C CU 68 B FC 85 X FF 86 2-2 10 G5-4-3 1B	C CU 70 B FF 85 F FC 84 X FC 83 1-2 ③ G6-3		B FF 87 F FF 87 D FF 87 S PO 84 C CU 72 3-2 ②③ K 3-H		X CH 85 0-0 ① P6		B FF 92 B FF 90 B FF 90 C FF 90 C FF 91 X FF 91 3-2 ③ F7		5	0	1	0	0	1	3
19 Yunel Escobar, R (1, 6) OBP: 0.348, SLG: 0.374	B FC 82 1 SAFE 1 SAFE B FC 82 X FC 85 2-0 ① F9		B FC 84 X FC 82 1-0 16 WP 10 1B 4 2B 1B		F FC 82 C FC 82 B FC 83 F FC 84 B CU 69 X FF 86 2-2 ① F9	C CH 81 B CU 78 X SI 89 1-1 ② G6-3			C CU 74 X SI 91 0-1 10 HR 1B	5	2	2	0	0	0	1
10 Chipper Jones, S (1, 5) OBP: 0.468, SLG: 0.604	B CH 78 B FC 82 S CH 78 1 SAFE X CU 70 2-1 ②③ G5-4-3 1-2f		X CU 68 0-0 16 WP 4 2B 1-2 1B		C FC 82 B CH 79 B FC 84 B FC 82 B CH 78 4-1 16 2B BB	B FF 90 C SI 90 S FF 90 F FF 90 X FF 91 1-2 ③ F7			B FF 92 C CU 74 1 SAFE 1 SAFE F SI 92 X FF 92 1-2 1-H HR	4	3	2	2	1	0	1
16 Brian McCann, L (1, 2) OBP: 0.384, SLG: 0.556		B FF 83 C CU 69 B CH 77 B FF 84 X FC 82 3-1 ① F8	B FC 82 B FC 85 B FC 84 F FC 81 X CH 78 3-1 ① L4 1-2 2-3		X FC 82 0-0 22 WP 22 1B 1-H 2B		C CH 77 B FF 89 B CH 77 B FF 88 F FF 87 S CH 78 3-3 ① K		B SI 86 X SI 92 1-0 ① F8	5	1	1	1	0	1	2
4 Omar Infante, R (1, 7) OBP: 0.352, SLG: 0.466		B FF 86 B FF 85 B FF 86 B FF 84 4-0 7 BB 22 1B 14 2B BB	X CH 79 0-0 22 1B 2-H 3-H 2B		B FC 86 C FC 83 B FC 83 B FF 87 B FF 87 4-1 22 WP 22 1B BB		B FF 90 C FF 88 F FF 89 B CH 77 X CH 77 2-2 ② G5-3		B FF 92 C FC 89 B FF 89 B CU 75 B FF 92 4-1 7 E 30 2B BB	2	3	1	2	3	0	0
22 Casey Kotchman, L (1, 3) OBP: 0.324, SLG: 0.434		B FF 85 C FC 85 F FC 82 X CU 72 1-2 7 BB 14 2B 1-2 1B	F CU 71 B FF 84 B FC 85 B FF 86 X FF 86 3-1 7 G6-4-3 2-3 1B		B CU 78 B FF 89 X FF 90 2-0 14 2B 1-H 2-H 1B		B FF 90 B CH 78 B FF 89 B FF 88 4-0 BB		C CU 74 S FF 90 B FF 93 X SI 92 1-2 ② F8	4	2	3	2	1	0	1
7 Jeff Francoeur, R (1, 9) OBP: 0.288, SLG: 0.350		B FC 84 B CH 79 B FC 84 B FC 83 4-0 14 2B 1-2 2-3 BB	S FC 83 F FC 85 X FC 85 0-2 ②③ G6-4-3 1-2f		B SI 90 F CU 78 F FF 90 C FF 90 1-3 ② K		B FF 89 F FF 88 F FF 88 B SL 84 X SL 83 2-2 ③ F7		T FF 93 B SI 92 C FC 89 B SI 91 F SI 91 X SI 92 2-2 E5 30 2B 1-2	4	0	0	0	1	1	5
14 Martín Prado, R (1, 4) OBP: 0.385, SLG: 0.500 30 Jeff Bennett, R (8, 1) OBP: 0.300, SLG: 0.333		C FC 84 B CH 79 X CH 78 1-1 1-3 2-H 3-H 2B		C FF 84 X FC 84 0-1 1 CS 3B	B FF 90 F SI 89 B FF 91 C CU 79 B FF 90 F CU 80 X FF 91 3-2 1-H 2B			C SL 82 B FF 89 S SL 83 F SL 83 C SL 82 1-3 ① K X FF 91 0-0 1-3 2-H 2B		4 1	0 0	3 1	3 1	0 0	1 0	0 0
57 Jorge Campillo, R (1, 1) OBP: 0.152, SLG: 0.152 Will Ohman, L (7, 1) Julian Tavarez, L (7, 1) 2 Kelly Johnson, L (8, PH) OBP: 0.343, SLG: 0.426 (8, 4)		C FC 84 F FC 85 F FC 86 S CU 71 0-3 ② K2-3		X FC 84 0-0 ① G6-3	B FF 90 B FF 87 C FF 87 X FF 89 2-1 ③ F7			B CU 75 S FF 91 C FF 91 S FF 91 1-3 ② K	B CU 74 S SI 86 B FF 92 S CU 76 B FF 93 X SI 92 3-2 ③ G3	3 0 0 2	0 0 0 0	0 0 0 0	0 0 0 0	1 0 0 1	4 0 0 2
Inning Stats	R: 0 E: 0 K: 0 S: 6 H: 1 LOB: 0 BB: 0 P: 12	R: 2 E: 0 K: 1 S: 14 H: 2 LOB: 2 BB: 2 P: 28	R: 2 E: 0 K: 0 S: 10 H: 4 LOB: 1 BB: 0 P: 17	R: 0 E: 0 K: 1 S: 6 H: 1 LOB: 0 BB: 0 P: 8	R: 4 E: 0 K: 1 S: 17 H: 3 LOB: 1 BB: 2 P: 35	R: 0 E: 0 K: 0 S: 7 H: 0 LOB: 0 BB: 0 P: 9	R: 0 E: 0 K: 1 S: 9 H: 0 LOB: 1 BB: 1 P: 20	R: 0 E: 0 K: 2 S: 10 H: 0 LOB: 0 BB: 0 P: 15	R: 3 E: 1 K: 0 S: 18 H: 3 LOB: 2 BB: 1 P: 30	1B: 7 2B: 5 3B: 1 HR: 1	SF: 0 SAC: 0 DP: 2 HBP: 0	WP: 2 PB: 0 SB: 0 CS: 1	PA: 45			

	AB	39
	R	11
	H	14
	RBI	11
	BB	6
	SO	6
	LOB	19

PITCHER		IP	WLS	BF	H	R	ER	SO	BB	IBB	HBP	BLK	WP	HR	S	P	ERA	WHIP
49 Doug Davis, L ERA: 4.75	(1, 1)	4.1	L	23	9	7	7	2	4	0	0	0	1	0	43	82	14.54	3.000
33 Billy Buckner, R ERA: 4.0	(5, 1)	1.2		7	2	1	1	1	0	0	0	0	1	0	17	27	5.40	1.200
47 Leo Rosales, R ERA: 2.53	(7, 1)	1.0		4	0	0	0	1	1	0	0	0	0	0	9	20	0.00	1.000
57 Jon Rauch, R ERA: 2.91	(8, 1)	1.0		3	0	0	0	2	0	0	0	0	0	0	10	15	0.00	0.000
Brandon Lyon, R ERA: 4.14	(9, 1)	1.0		8	3	3	2	0	1	0	0	0	0	1	18	30	18.00	4.000

PITCHER	IP	WLS	BF	H	R	ER	SO	BB	IBB	HBP	BLK	WP	HR	S	P	ERA	WHIP

Batter	1	2	3	4	5	6	7	8	9	AB	R	H	RBI	BB	SO	LOB
6 Stephen Drew, L (1, 6) OBP: 0.319, SLG: 0.477	B FF 85 F FF 85 X FF 85 1-1 HR		C FF 85 C CU 70 B CU 71 X CH 74 1-2 ② G6-3			B CH 73 X SL 80 1-0 34 2B 1 1B 1B	B FF 90 F SI 89 B SL 80 C SL 81 S SL 81 2-3 ② K		X SI 94 0-0 ③ FC4-6 1-2f	5	2	2	1	0	1	3
34 Conor Jackson, R (1, 7) OBP: 0.396, SLG: 0.496	C FF 85 X SL 82 0-1 ① F9		B CU 67 C FF 85 S FF 86 F SL 82 F SL 82 S FF 86 1-3 ③ K			D SL 81 S SL 80 B SL 80 F SL 82 F SI 86 X SI 86 2-2 1 1B 27 SF9 1-3 2B	C SL 82 B SI 91 B SL 81 F SL 81 B SL 81 S SI 91 3-3 ③ K			4	1	1	0	0	2	2
1 Orlando Hudson, S (1, 4) OBP: 0.367, SLG: 0.452	B FF 86 S SL 83 B CH 75 X FC 83 2-1 ② F7			B CH 73 C SL 82 S SL 81 X FF 87 1-2 ① G1-3		X CH 74 0-0 11 G1-6-3 2-3 3-H 1B		C SI 94 C SI 94 F FF 95 B SL 86 S SL 86 1-3 ① K		4	0	1	1	0	1	0
27 Mark Reynolds, R (1, 5) OBP: 0.325, SLG: 0.494	X SL 83 0-0 ③ G1-3			C FF 86 B FF 86 X 1-1 ② F8		X SL 81 0-0 ① SF9 3-H		B SL 86 C CU 84 C SL 85 B CU 86 S CU 82 2-3 ② K		3	0	0	1	0	1	0
18 Chad Tracy, L (1, 3) OBP: 0.321, SLG: 0.435 33 Billy Buckner, R (5, 1) 11 Augie Ojeda, S (6, PH) OBP: 0.356, SLG: 0.331 47 Leo Rosales, R (7, 1) 57 Jon Rauch, R (8, 1) 21 Jamie D'Antona, R (8, PH) OBP: 0.222, SLG: 0.222 Brandon Lyon, R (9, 1)		C FF 85 B CU 67 X CH 73 1-1 ① F7		C CH 74 F SL 84 B CH 73 B CH 75 C CU 70 2-3 ③ K		B FF 86 1 SAFE B CH 72 C FF 84 X FF 84 2-1 ②③ G1-6-3 1-2f		C SI 96 C SI 96 C CU 85 0-3 ③ K		2 0 1 0 0 1	0 0 0 0 0 0	0 0 0 0 0 1	0 0 0 0 0 0	0 0 1 0 0 0	1 0 0 0 0 1	0 0 1 0 0 0
24 Chris Young, R (1, 8) OBP: 0.297, SLG: 0.420		C FC 84 B SL 81 C CU 68 B SL 83 C CH 74 2-3 ② K			C SL 79 X SL 80 0-1 ① P3		C CH 72 B CH 74 B SL 80 B SL 81 F FF 83 X SL 82 3-2 ① F8		B FF 92 C CU 80 X FF 93 1-1 19 G3 1B 2B	4	1	1	0	0	1	0
28 Alex Romero, L (1, 9) OBP: 0.282, SLG: 0.389		F SL 84 B SL 84 X CH 74 1-1 1B			C CU 68 B SL 82 C SL 83 X FC 83 1-2 19 SF9 3B		X CH 72 0-0 19 2B 2B		F SI 93 B CU 82 S FF 92 C SI 93 1-3 ① K	4	2	3	0	0	1	1
19 Chris Snyder, R (1, 2) OBP: 0.351, SLG: 0.434	B SL 81 1 SAFE C SL 81 B CU 69 1 SAFE S SL 81 1 SAFE T SL 82 2-2 ③ K				B CU 68 B SL 82 C FF 85 B SL 82 X SL 80 3-1 ② SF9 3-H		C SL 81 B X SL 80 1-1 WP 2-H 2B		C FF 93 X SI 94 0-1 ② G3 2-3	3	0	1	2	0	1	2
49 Doug Davis, R (1, 1) OBP: 0.120, SLG: 0.120 Tony Clark, S (5, 3) OBP: 0.342, SLG: 0.331			C FF 83 S SL 79 S CU 69 0-3 ① K		S CH 74 B FF 88 X 1-1 ③ G4-3		B SI 88 F FF 89 F B H 3-2 2-3 HBP		X FF 94 0-0 6 FC4-6 3-H 1B	1 2	0 0	0 1	0 1	0 0	1 0	0 0
Inning Stats	R: 1 E: 0 K: 0 S: 7 H: 1 LOB: 0 BB: 0 P: 10	R: 0 E: 0 K: 2 S: 10 H: 1 LOB: 1 BB: 0 P: 16	R: 0 E: 0 K: 2 S: 11 H: 0 LOB: 0 BB: 0 P: 13	R: 0 E: 0 K: 1 S: 8 H: 0 LOB: 0 BB: 0 P: 12	R: 1 E: 0 K: 0 S: 9 H: 1 LOB: 0 BB: 0 P: 14	R: 2 E: 0 K: 0 S: 9 H: 3 LOB: 0 BB: 0 P: 14	R: 1 E: 0 K: 2 S: 14 H: 2 LOB: 2 BB: 0 P: 26	R: 0 E: 0 K: 3 S: 10 H: 0 LOB: 0 BB: 0 P: 13	R: 1 E: 0 K: 1 S: 9 H: 2 LOB: 1 BB: 0 P: 11	1B: 4 2B: 4 3B: 1 HR: 1	SF: 2 SAC: 0 DP: 1 HBP: 1	WP: 1 PB: 0 SB: 0 CS: 0	PA: 37			

PITCHER		IP	WLS	BF	H	R	ER	SO	BB	IBB	HBP	BLK	WP	HR	S	P	ERA	WHIP
57 Jorge Campillo, R ERA: 2.83	(1, 1)	6.1	W	26	8	5	5	5	0	0	0	0	0	1	60	89	7.11	1.263
Will Ohman, L ERA: 2.63	(7, 1)	0.1	H	2	0	0	0	1	0	0	1	0	1	0	5	10	0.00	0.000
Julian Tavarez, R ERA: 5.7	(7, 1)	0.1	H	1	0	0	0	1	0	0	0	0	0	0	3	6	0.00	0.000
30 Jeff Bennett, R ERA: 4.28	(8, 1)	2.0	S	8	2	1	1	4	0	0	0	0	0	0	19	24	4.50	1.000

PITCHER	IP	WLS	BF	H	R	ER	SO	BB	IBB	HBP	BLK	WP	HR	S	P	ERA	WHIP

BOTTOM

Atlanta Braves @ Arizona Diamondbacks

Chase Field, Phoenix, AZ

Fri Aug 08 2008, 6:40 PM MST

Att. 27,977 - Roof Closed - 78 F

livebaseballscorecards.com

AB	34
R	6
H	10
RBI	6
BB	0
SO	11
LOB	9

Atlanta Braves @ Arizona Diamondbacks

Chase Field, Phoenix, AZ

Sat Aug 09 2008, 5:10 PM MST
Att. 36,269 - Roof Closed - 79 F

TOP

livebaseballscorecards.com

Batter	1	2	3	4	5	6	7	8	9	AB	R	H	RBI	BB	SO	LOB
1 Grégor Blanco, L (1, 9) OBP: 0.372, SLG: 0.324	B FF 90 C SI 91 B FF 92 F SI 91 B FF 91 F SI 91 F FF 92 B SI 92 4-2 19 B1-3 BB	B FS 86 C KC 80 X SI 91 1-1 ③ FC6-4 1-2f			B KC 78 C KC 78 B FC 86 B FC 85 F SI 90 B SI 91 4-2 10 BB BB	B FF 94 B FF 94 B FF 92 B FF 91 4-0 19 HBP 16 E 1-2 BB		C CH 86 B SI 94 D CH 87 B FF 93 X FF 94 3-1 ① L4		2	1	0	0	3	0	3
19 Yunel Escobar, R (1, 6) OBP: 0.350, SLG: 0.378	L FC 87 1 SAFE X SI 89 0-1 ① ② B1-3 1-1f		B FF 88 B KC 79 B FS 86 C SI 91 F FC 88 X SI 91 3-2 10 FC3-6 1B		1 SAFE C KC 78 F SI 89 D FS 85 F FF 90 1 SAFE S FS 85 1-3 ② K	B SL 83 B SL 81 C FF 95 H FF 94 3-1 16 E 16 E 1-2 2-3 3-H HBP		B FF 94 B SL 87 F FF 93 B FF 94 C FF 94 X SI 95 3-2 E9 10 SF8 1-H 2B		4	2	2	2	0	1	2
10 Chipper Jones, S (1, 5) OBP: 0.467, SLG: 0.602	B KC 81 B KC 79 X FF 91 2-0 16 HR 1B		C KC 80 X FC 87 0-1 ① FC3-6 16 F7-3 1-2f		B FF 90 B KC 78 B FC 86 D FC 86 4-0 1-2 BB	B FF 94 F FF 95 F SL 81 S FF 95 1-3 ② K		C SL 87 X FF 88 0-1 ② SF8 3-H		3	1	1	1	1	1	4
16 Brian McCann, L (1, 2) OBP: 0.384, SLG: 0.562	C SI 90 D KC 80 F KC 80 D FS 85 B FF 91 X FS 85 3-2 1-H HR		C KC 80 B FF 90 B KC 79 S KC 80 X SI 91 2-2 ② ③ F7-3 1-1		D KC 80 X FC 86 1-0 ③ G3	B SL 81 F SL 80 B FF 95 S FF 95 F FF 95 F SL 82 B FF 95 X FF 95 3-2 E1 22 S 22 E 1-H 2-H 3-H 1B		C FF 89 S SL 88 B SL 89 X FF 95 1-2 ③ G4-3		5	2	2	4	0	0	3
22 Casey Kotchman, L (1, 3) OBP: 0.323, SLG: 0.434	X SI 92 0-0 ③ F7			C KC 79 B FF 89 F FS 87 S FS 86 1-3 ① K2-3		X FS 86 0-0 ① L9 B SL 79 F SL 79 X FF 95 0-2 ③ P5 2-H		F SI 91 X SL 86 0-1 G6-3 2B		5	0	1	0	0	1	0
4 Omar Infante, R (1, 7) OBP: 0.354, SLG: 0.464		X FF 90 0-0 49 FC1-5 1B 1B		C FS 87 C KC 78 B FS 86 F FS 86 B FF 89 F KC 79 F SI 92 B FS 86 F FC 88 3-3 ② K		C KC 76 B FF 89 F FC 86 B FF 90 X FC 87 2-2 2B 2 2B 1B	B FF 92 C FF 91 X FF 92 1-1 ① F8	C SI 93 T SI 94 D SL 88 X SL 88 1-2 ① F8		5	1	2	0	0	1	1
Mark Kotsay, L (1, 8) OBP: 0.338, SLG: 0.404		L FS 83 D FF 90 1 SAFE X KC 80 1-1 49 FC1-5 1-2 1B		B FC 86 B FS 85 S FC 87 X SI 91 2-1 2 WP 1B		B FC 88 F FC 86 X SI 91 1-1 2 2B 1-3 2B	B FF 92 F CH 82 S FF 93 F FF 94 B CH 84 F CH 83 F SL 79 X FF 93 2-2 ② F7	X SI 93 0-0 ② G6-3 2-3		5	1	3	0	0	0	1
2 Kelly Johnson, L (1, 4) OBP: 0.342, SLG: 0.426		C SI 90 F FC 86 F SI 90 D FS 84 C FF 91 1-3 ① K		B FC 86 C KC 79 F KC 79 B FS 85 F FS 85 C SI 91 2-3 ③ K 1-2		F FF 91 C SI 91 F SI 91 D FS 86 X FS 86 1-2 49 1B 19 HBP 2-H 3-H 2B	C CH 82 F SL 78 F FF 95 F FF 94 C FF 92 0-3 ③ K	S SI 93 S SL 87 S SL 87 0-3 ③ K		5	1	1	2	0	4	4
49 Jair Jurrjens, R (1, 1) OBP: 0.212, SLG: 0.152 38 Buddy Carlyle, L (7, 1) OBP: 0.375, SLG: 0.286 Vladimir Nunez, R (9, 1)		L FS 86 2 SAFE L KC 78 B SI 91 X KC 80 1-2 FC1-5 1 FC6-4 1-2 2-3f			C FF 88 X FC 85 0-1 ① G3	B FF 90 B FC 87 C SI 90 X FC 87 2-1 19 HBP 1 BB 16 E 2-3 1B		C FF 92 C SI 94 F SI 94 X FF 94 0-2 19 E 1B		3 1 0	1 1 0	1 1 0	0 0 0	0 0 0	0 0 0	2 0 0

Inning Stats	1	2	3	4	5	6	7	8	9
	R: 2 E: 0 K: 0 S: 11	H: 2 LOB: 0 BB: 1 P: 20	R: 0 E: 0 K: 1 S: 12	H: 2 LOB: 2 BB: 0 P: 16	R: 0 E: 0 K: 0 S: 8	H: 1 LOB: 0 BB: 0 P: 13	R: 0 E: 0 K: 3 S: 19	H: 1 LOB: 1 BB: 0 P: 27	R: 0 E: 0 K: 1 S: 9	H: 0 LOB: 2 BB: 2 P: 19	R: 7 E: 1 K: 1 S: 24	H: 5 LOB: 0 BB: 1 P: 41	R: 0 E: 0 K: 1 S: 13	H: 0 LOB: 0 BB: 0 P: 16	R: 2 E: 1 K: 0 S: 14	H: 2 LOB: 0 BB: 0 P: 21	R: 0 E: 0 K: 1 S: 9	H: 1 LOB: 1 BB: 0 P: 10

1B: 9	SF: 1
2B: 6	SAC: 0
3B: 0	DP: 2
HR: 1	HBP: 1

WP: 1	PA: 44
PB: 0	
SB: 1	
CS: 0	

AB	38
R	11
H	14
RBI	9
BB	4
SO	8
LOB	20

PITCHER		IP	WLS	BF	H	R	ER	SO	BB	IBB	HBP	BLK	WP	HR	S	P	ERA	WHIP
15 Dan Haren, R ERA: 3.0	(1, 1)	5.1	L	27	10	6	6	5	3	0	0	0	1	1	71	113	10.12	2.438
Juan Cruz, R ERA: 3.06	(6, 1)	1.2		8	1	3	1	2	1	0	1	0	0	0	25	39	5.40	1.200
56 Ramon Pena, R ERA: 4.53	(8, 1)	1.0		5	2	2	1	0	0	0	0	0	0	0	14	21	9.00	2.000
50 Chad Qualls, R ERA: 3.71	(9, 1)	1.0		4	1	0	0	1	0	0	0	0	0	0	9	10	0.00	1.000

PITCHER		IP	WLS	BF	H	R	ER	SO	BB	IBB	HBP	BLK	WP	HR	S	P	ERA	WHIP

Atlanta Braves @ Arizona Diamondbacks

Chase Field, Phoenix, AZ

Sat Aug 09 2008, 5:10 PM MST
Att. 36,269 - Roof Closed - 79 F

BOTTOM

livebaseballscorecards.com

Batter	1	2	3	4	5	6	7	8	9	AB	R	H	RBI	BB	SO	LOB
6 Stephen Drew, L (1, 6) OBP: 0.320, SLG: 0.483	C FF 90 B CH 84 S CH 83 S FF 93 1-3 K ①		C SL 81 F CH 84 B CH 85 X SL 81 1-2 2B		B SI 91 B CH 86 X SI 92 2-0 34 E 3B	C FF 92 B CH 84 S CH 84 X CH 85 1-2 P5 ③			S SI 89 X CH 83 0-1 F7 ①	5	1	2	0	0	1	3
1 Orlando Hudson, S (1, 4) OBP: 0.367, SLG: 0.450 11 Augie Ojeda, S (6, 4) OBP: 0.361, SLG: 0.326	B FF 91 B SI 91 B FF 92 C FF 91 F FF 90 S SI 92 3-3 K ②		B CH 85 S SI 93 B CH 85 X CH 86 2-1 G4-3 ③		C FF 93 B FF 94 B SI 94 B SI 94 B CH 86 4-1 34 E 18 SF8 BB		B FF 89 F FF 89 C FF 91 F FF 92 X CH 84 1-2 G3-1 ①		C SI 89 C SI 90 S CH 83 0-3 K ②	2	1	0	0	1	1	1
										2	0	0	0	0	1	2
34 Conor Jackson, R (1, 7) OBP: 0.394, SLG: 0.492	C FF 93 X SI 94 0-1 1B			F CH 82 X CH 83 0-1 F9 ①	X SI 94 0-0 E6 27 FC5-4 1-3 3-H	C FF 92 B SL 87 S FF 92 F FF 92 B FF 92 B SL 86 F FF 91 X FF 91 3-2 F8 ②			B FF 91 B SL 83 F SL 82 X SL 82 2-1 G2 ③	5	0	1	1	0	0	3
18 Chad Tracy, L (1, 3) OBP: 0.321, SLG: 0.441 Juan Cruz, R (6, 1) 21 Jamie D'Antona, R (7, PH) OBP: 0.200, SLG: 0.200 56 Ramon Pena, R (8, 1) 50 Chad Qualls, R (9, 1)	1 SAFE B SI 92 B FF 92 1 SAFE X CH 84 2-0 F7 ③			B FF 91 F FF 92 B SI 92 B CH 84 C FF 92 X FF 93 3-2 27 1B 28 FC3-6 2B	X CH 84 0-0 SF8 ② 3-H		C SL 86 B FF 92 F FF 91 S FF 92 1-3 K ③		2	1	1	1	0	0	1
										0	0	0	0	0	0	0
										1	0	0	0	0	1	0
										0	0	0	0	0	0	0
										0	0	0	0	0	0	0
27 Mark Reynolds, R (1, 5) OBP: 0.324, SLG: 0.491		C FF 92 F FF 92 S SL 82 0-3 K ①		X SL 80 0-0 28 FC3-6 2-3 1B	1 SAFE S FF 94 S SL 82 P PO 86 X SL 82 1-2 FC5-4 ③ 1-2f			S SL 84 B SL 86 C SL 85 S FF 92 1-3 K ①		4	0	1	0	0	2	1
28 Alex Romero, L (1, 9) OBP: 0.273, SLG: 0.376		B SI 93 C FF 92 F FF 94 B CH 86 X CH 85 2-2 G3 ②		C SI 92 1 SAFE X CH 85 0-1 FC3-6 24 S ② 1-2f 3-H		B FF 90 B SI 90 C FF 91 F FF 91 X CH 84 2-2 G4-3 ①		X CH 80 0-0 P5 ②		4	0	0	1	0	0	1
24 Chris Young, R (1, 8) OBP: 0.297, SLG: 0.418		C SL 81 B SI 93 B CH 86 C CH 86 S SI 94 2-3 K ③		B SL 81 1 SAFE 1 SAFE C CH 84 B SL 83 F SL 83 B SI 95 F CH 85 F SL 81 4-2 B SI 95 1-2 BB		X FF 93 0-0 F9 ②		C FF 92 S FF 92 B FF 93 F SL 87 B CH 85 F FF 91 X FF 92 2-2 P3 ③		3	0	0	0	1	1	0
26 Miguel Montero, L (1, 2) OBP: 0.338, SLG: 0.364			C FF 91 B FF 93 X CH 83 1-1 G1-3 ①	C FF 93 S SI 94 D CH 88 B FF 94 B SI 94 F CH 86 F CH 86 T SI 94 3-2 K ③		B CH 84 C FF 92 X CH 84 1-1 1B 2B			C SI 86 B SL 79 X CH 81 1-1 BB 1B	4	1	2	0	0	1	2
15 Dan Haren, R (1, 1) OBP: 0.179, SLG: 0.264 Tony Clark, S (6, 3) OBP: 0.351, SLG: 0.336			C FF 92 B SL 80 F SL 80 C SI 94 1-3 K ②		S SL 78 C SI 92 B SL 82 X FF 94 1-2 G4-3 ①	B FF 92 B CH 84 B SI 92 C FF 92 S SI 92 X SI 92 3-2 2-H 1B			C SI 88 B SI 88 B SI 89 B SI 89 B SI 89 4-1 1-2 BB	2	0	0	0	0	1	0
										1	0	1	1	1	0	0

Inning Stats										
	R: 0 H: 1 E: 0 LOB: 1 K: 2 BB: 0 S: 9 P: 15	R: 0 H: 0 E: 0 LOB: 0 K: 2 BB: 0 S: 9 P: 13	R: 0 H: 1 E: 0 LOB: 1 K: 1 BB: 0 S: 10 P: 15	R: 1 H: 2 E: 0 LOB: 2 K: 1 BB: 1 S: 17 P: 27	R: 2 H: 1 E: 1 LOB: 1 K: 0 BB: 1 S: 11 P: 18	R: 1 H: 2 E: 0 LOB: 1 K: 0 BB: 0 S: 12 P: 19	R: 0 H: 0 E: 0 LOB: 0 K: 1 BB: 0 S: 12 P: 17	R: 0 H: 0 E: 0 LOB: 0 K: 1 BB: 0 S: 9 P: 12	R: 0 H: 1 E: 0 LOB: 2 K: 1 BB: 1 S: 10 P: 17	1B: 4 SF: 1 2B: 3 SAC: 0 3B: 1 DP: 0 HR: 0 HBP: 0	WP: 0 PA: 39 PB: 0 SB: 1 CS: 0

PITCHER		IP	WLS	BF	H	R	ER	SO	BB	IBB	HBP	BLK	WP	HR	S	P	ERA	WHIP
49 Jair Jurrjens, R ERA: 3.18	(1, 1)	6.0	W	28	7	4	3	6	2	0	0	0	0	0	68	107	4.50	1.500
38 Buddy Carlyle, R ERA: 3.69	(7, 1)	2.0		6	0	0	0	2	0	0	0	0	0	0	21	29	0.00	0.000
Vladimir Nunez, R ERA: 2.7	(9, 1)	1.0		5	1	0	0	1	1	0	0	0	0	0	10	17	0.00	2.000

PITCHER	IP	WLS	BF	H	R	ER	SO	BB	IBB	HBP	BLK	WP	HR	S	P	ERA	WHIP

Batter	1	2	3	4	5	6	7	8	9	AB	R	H	RBI	BB	SO	LOB
1 Grégor Blanco, L (1, 7) OBP: 0.371, SLG: 0.324	C SI 88 B SI 88 X SI 88 1-1 ① L5		X SI 88 0-0 19 G1-3 1B		C SI 88 B SI 88 X CU 74 1-1 ② G3		C C B 1 SAFE C 1-3 ① K			4	0	1	0	0	1	1
19 Yunel Escobar, R (1, 6) OBP: 0.347, SLG: 0.374	C SI 88 S SI 88 F SI 89 F CH 78 B CH 78 B SI 88 S CH 78 2-3 ② K		C SI 87 B CH 77 1 SAFE B SI 88 X SI 87 2-1 ② G1-3 1-2		C CU 73 B CH 78 C SI 88 F SI 88 B CH 77 F CH 76 X SI 87 2-2 ③ G4-3		C SL 85 X SI 94 0-1 ② G1-3 1-2			4	0	0	0	0	1	2
10 Chipper Jones, S (1, 5) OBP: 0.467, SLG: 0.599	C SI 89 B CU 74 B CU 74 C SI 88 X CU 74 2-2 1B		F SI 87 X FC 80 0-1 ③ G4-3			C SI 86 B SI 86 C SI 87 B CH 76 B SI 87 B SI 85 4-2 22 BB 16 1B 4 SF7 BB	C SI 93 B SL 87 X SL 87 1-1 ③ F7			3	1	1	0	1	0	2
16 Brian McCann, L (1, 2) OBP: 0.383, SLG: 0.559 5 Clint Sammons, R (8, 2) OBP: 0.368, SLG: 0.500	F SI 88 C CU 74 B CU 73 C SI 88 1-3 ③ K			F CU 75 B SI 87 B SI 87 C SI 87 B SI 89 X SI 88 3-2 ① G3-1		X SI 86 0-0 1B 22 BB 7 G1-2-3 1B 1-2		X SI 92 0-0 ① G3		4 0	0 0	1 0	0 0	0 0	1 0	1 0
22 Casey Kotchman, L (1, 3) OBP: 0.324, SLG: 0.432		C SI 87 B SI 87 B SI 88 C SI 88 X SI 88 2-2 ① G3-1		F SI 88 H FC 81 1-1 4 1B HBP		B SI 86 B SI 86 C SI 85 B SI 87 B SI 87 4-1 1B 1-2 2-3 BB		C SI 92 C SI 93 F SI 93 X SL 88 0-2 ② G1-3		2	0	0	0	1	0	0
4 Omar Infante, R (1, 4) OBP: 0.356, SLG: 0.467		C SI 88 X SI 88 0-1 1B	C SI 88 B CU 73 X SI 86 1-1 1-2 1B		X SI 86 0-0 ① SF7 3-H		B SI 93 B SI 91 F SI 91 X SL 86 2-1 ③ P6		3	0	2	1	0	0	0
Mark Kotsay, L (1, 8) OBP: 0.337, SLG: 0.401		C SI 88 B SI 88 F SI 89 B SI 89 X SI 88 2-2 ② F8	X CU 76 0-0 ② F8		X SI 86 0-0 1-2 2-3 1B				C FF 90 F CU 74 F FF 91 B FF 91 S FF 92 1-3 ① K	4	0	1	0	0	1	3
7 Jeff Francoeur, R (1, 9) OBP: 0.286, SLG: 0.347		1 SAFE C B SI 88 S SI 89 B SI 88 X SI 89 2-2 ③ G4-3	C SI 87 F SI 88 B SI 88 S CH 78 1-3 ③ K		F SI 86 B F SI 87 X SI 86 1-2 ② ③ G1-2-3 3-Hf				F FF 92 B FF 92 S SL 84 F FF 93 S SL 83 1-3 ② K	4	0	0	0	0	2	6
Mike Hampton, R (1, 1) OBP: 0.286, SLG: 0.571 8 Ruben Gotay, S (5, PH) OBP: 0.302, SLG: 0.326 Vladimir Nunez, R (5, 1) Greg Norton, S (7, PH) OBP: 0.349, SLG: 0.391 Julian Tavarez, L (7, 1) 56 Blaine Boyer, R (8, 1) 2 Kelly Johnson, L (9, PH) OBP: 0.341, SLG: 0.425			C SI 88 C SI 88 S CH 76 0-3 ① K		F SI 88 C SI 88 B SI 88 F SI 88 B CU 74 C SI 88 2-3 ① K		X SI 92 0-0 19 G1-3 1B		B FF 91 F CH 84 B CU 75 S FF 92 S FF 93 2-3 ③ K	1 1 0 1 0 0 0 1	0 0 0 0 0 0 0 0	0 0 0 1 0 0 0 0	0 0 0 0 0 0 0 0	0 1 0 0 0 0 0 0	1 0 0 0 0 0 0 1	0 0 0 0 0 0 0 0
Inning Stats	R: 0 E: 0 K: 2 S: 13 H: 1 LOB: 1 BB: 0 P: 19	R: 0 E: 0 K: 0 S: 11 H: 1 LOB: 1 BB: 0 P: 17	R: 0 E: 0 K: 1 S: 8 H: 1 LOB: 1 BB: 0 P: 10	R: 0 E: 0 K: 1 S: 10 H: 1 LOB: 2 BB: 0 P: 16	R: 0 E: 0 K: 1 S: 11 H: 0 LOB: 0 BB: 0 P: 16	R: 1 E: 0 K: 0 S: 9 H: 2 LOB: 2 BB: 2 P: 18	R: 0 E: 0 K: 1 S: 8 H: 1 LOB: 1 BB: 0 P: 10	R: 0 E: 0 K: 0 S: 7 H: 0 LOB: 0 BB: 0 P: 9	R: 0 E: 0 K: 3 S: 11 H: 0 LOB: 0 BB: 0 P: 15	1B: 7 2B: 0 3B: 0 HR: 0 SF: 1 SAC: 0 DP: 1 HBP: 1						

PITCHER		IP	WLS	BF	H	R	ER	SO	BB	IBB	HBP	BLK	WP	HR	S	P	ERA	WHIP
17 Brandon Webb, R ERA: 2.88	(1, 1)	6.0	W	26	6	1	1	5	2	0	1	0	0	0	62	96	1.50	1.333
50 Chad Qualls, R ERA: 3.57	(7, 1)	2.0		7	1	0	0	1	0	0	0	0	0	0	15	19	0.00	0.500
57 Jon Rauch, R ERA: 2.86	(9, 1)	1.0		3	0	0	0	3	0	0	0	0	0	0	11	15	0.00	0.000

PITCHER	IP	WLS	BF	H	R	ER	SO	BB	IBB	HBP	BLK	WP	HR	S	P	ERA	WHIP

TOP

Atlanta Braves @ Arizona Diamondbacks

Chase Field, Phoenix, AZ

Sun Aug 10 2008, 1:10 PM MST

Att. 35,862 - Roof Closed - 78 F

livebaseballscorecards.com

AB	32
R	1
H	7
RBI	1
BB	2
SO	9
LOB	15

WP: 0	PB: 0	SB: 0	CS: 0	PA: 36

Atlanta Braves @ Arizona Diamondbacks

Chase Field, Phoenix, AZ

Sun Aug 10 2008, 1:10 PM MST
Att. 35,862 - Roof Closed - 78 F

livebaseballscorecards.com

BOTTOM

Batter	1	2	3	4	5	6	7	8	9	AB	R	H	RBI	BB	SO	LOB
6 Stephen Drew, L (1, 6) OBP: 0.319, SLG: 0.481	B FF 88 X FF 88 1-0 11 1B 27 2B 1B	B FF 90 B SI 85 S FC 85 C SI 86 B FC 86 S 3-3 ③ K		S C SI 87 X FF 90 0-2 ③ G1-3			C SL 81 S CH 86 B SL 82 B SI 87 F CH 86 B SL 80 X SL 81 3-2 ② F8			4	1	1	0	0	1	1
11 Augie Ojeda, S (1, 4) OBP: 0.358, SLG: 0.324	C FF 87 S SI 82 B FF 89 F SI 84 X SI 82 1-2 27 2B 1-2 1B		F SI 83 F CU 76 S 0-3 ① K		B SL 78 X SI 88 1-0 ① F8		F FC 86 B CH 86 F SI 92 S SL 82 1-3 ③ K			4	1	1	0	0	2	0
34 Conor Jackson, R (1, 7) OBP: 0.390, SLG: 0.487	C B SI 83 B CH 79 F FC 85 X FF 89 2-2 ① P3		X CU 77 0-0 E5 27 G6-4-3		B SI 89 B SL 81 B SL 80 C SL 80 F SL 81 F FF 92 X SL 83 3-2 ② F8			B FF 94 B FF 94 X FF 94 2-0 ① G3		4	0	0	0	0	0	2
27 Mark Reynolds, R (1, 5) OBP: 0.324, SLG: 0.491	B SI 84 X CH 80 1-0 24 S 24 G3 1-H 2-H 2B		C SI 84 1 SAFE B X SI 81 1-1 ②③ G6-4-3 1-2f		B SL 81 C SL 80 F SL 82 S CH 84 1-3 ③ K			S FF 95 B SL 85 B CU 75 C FF 94 B FF 95 S FF 94 3-3 ② K		4	1	1	2	0	2	1
24 Chris Young, R (1, 8) OBP: 0.296, SLG: 0.416	B CU 75 C SI 84 S FF 89 B FF 88 B SI 83 F SI 82 X SI 81 3-2 ② G3 2-H			B SI 82 C CU 75 X SI 83 1-1 ① G5-3		C SL 77 B SL 79 S SL 80 C FF 90 1-3 ① K		B CU 75 C SL 83 B FF 94 C SL 81 X SI 95 2-2 S 1B		4	0	1	1	0	1	0
21 Jamie D'Antona, R (1, 3) OBP: 0.308, SLG: 0.182 50 Chad Qualls, R (7, 1) Jeff Salazar, L (8, PH) OBP: 0.316, SLG: 0.330 57 Jon Rauch, R (9, 1)	X SI 85 0-0 ③ L6			B FF 89 B SI 81 B C FF 87 F SI 83 B 4-2 19 PB 17 2B BB		B SL 80 F CH 82 F SL 81 B CH 83 B FF 92 B SL 83 4-2 FC6-4 BB		C FF 93 S CH 84 S CH 85 0-3 ③ K 1-2		1 0 1 0	1 0 0 0	0 0 0 0	0 0 0 0	2 0 0 0	0 0 1 0	0 0 1 0
19 Chris Snyder, R (1, 2) OBP: 0.351, SLG: 0.445		B FF 88 B SI 82 S SI 82 B SI 84 X SI 83 3-1 HR		C SI 83 B FC 86 B FF 89 X CU 77 2-1 ② G6-3 1-2		1 SAFE B SL 81 B FF 90 C SL 81 B SL 82 C FF 91 S SL 82 3-3 ② K				3	1	1	1	0	1	2
Chris Burke, R (1, 9) OBP: 0.302, SLG: 0.234		C FF 88 F CU 74 B SI 84 F SI 83 C FC 86 1-3 ① K		I IN 72 I IN 70 I IN 67 I IN 66 4-0 17 2B IBB		B FF 92 C SL 82 B SL 82 B FF 92 X SL 81 3-1 ③ FC6-4 1-2f				2	1	0	0	1	1	1
17 Brandon Webb, R (1, 1) OBP: 0.173, SLG: 0.196 18 Chad Tracy, L (7, 3) OBP: 0.320, SLG: 0.439		C SI 83 F B CU 77 B CU 74 F FF 87 X SI 84 2-2 ② G5-3		C SI 81 X FF 87 0-1 ① 1-H 2-H 2B			C SI 91 X SI 91 0-1 ① P6			2 1	0 0	1 0	2 0	0 0	0 0	0 0
Inning Stats	R: 3 E: 0 K: 0 S: 14 H: 3 LOB: 0 BB: 0 P: 22	R: 1 E: 0 K: 2 S: 13 H: 1 LOB: 0 BB: 0 P: 22	R: 0 E: 1 K: 1 S: 6 H: 0 LOB: 0 BB: 0 P: 7	R: 2 E: 0 K: 0 S: 11 H: 1 LOB: 1 BB: 2 P: 22	R: 0 E: 0 K: 1 S: 8 H: 0 LOB: 0 BB: 0 P: 13	R: 0 E: 0 K: 2 S: 10 H: 0 LOB: 1 BB: 1 P: 21	R: 0 E: 0 K: 1 S: 9 H: 0 LOB: 0 BB: 0 P: 13	R: 0 E: 0 K: 2 S: 10 H: 1 LOB: 1 BB: 0 P: 17		1B: 3 2B: 2 3B: 0 HR: 1 SF: 0 SAC: 0 DP: 1 HBP: 0				WP: 0 PB: 1 SB: 2 CS: 0 PA: 33		

	AB	30
	R	6
	H	6
	RBI	6
	BB	3
	SO	9
	LOB	8

PITCHER		IP	WLS	BF	H	R	ER	SO	BB	IBB	HBP	BLK	WP	HR	S	P	ERA	WHIP
Mike Hampton, L ERA: 8.1	(1, 1)	4.0	L	19	5	6	6	3	1	1	0	0	0	1	44	73	13.50	1.500
Vladimir Nunez, R ERA: 2.08	(5, 1)	2.0		7	0	0	0	3	1	0	0	0	0	0	18	34	0.00	0.500
Julian Tavarez, R ERA: 5.52	(7, 1)	1.0		3	0	0	0	1	0	0	0	0	0	0	9	13	0.00	0.000
56 Blaine Boyer, R ERA: 4.84	(8, 1)	1.0		4	1	0	0	2	0	0	0	0	0	0	10	17	0.00	1.000

PITCHER	IP	WLS	BF	H	R	ER	SO	BB	IBB	HBP	BLK	WP	HR	S	P	ERA	WHIP

Chicago Cubs @ Atlanta Braves

Turner Field, Atlanta, GA

Wed Aug 13 2008, 1:10 PM EDT

Att. 27,220 - Cloudy - 77 F

TOP

livebaseballscorecards.com

Batter	1	2	3	4	5	6	7	8	9	AB	R	H	RBI	BB	SO	LOB
12 Alfonso Soriano, R (1, 7) OBP: 0.344, SLG: 0.569	F FF 90 S FF 92 B FF 92 B CH 79 F SI 90 F SI 89 S FF 92 2-3 **K** ①	F SI 88 S SI 91 S CH 76 0-3 **K** ②		C FF 90 S SL 85 B FF 91 B SL 86 X SL 85 2-2 F9 ②		X FF 90 0-0 25 WP, 16 2B 1B		C FF 88 B CH 85 B CH 84 B FF 90 S CH 85 F CH 86 X FF 88 3-2 25 G4-3, 1 BB 1B	B FF 91 F C X 1-2 L4-3 ②③ 1-1	6	1	2	0	0	2	3
1 Kosuke Fukudome, L (1, 9) OBP: 0.367, SLG: 0.395	B SI 88 C FF 90 B SI 89 X SI 90 2-1 F8 ②	B CU 73 F SI 89 S FF 91 F CH 78 B FF 92 B SL 83 X SI 89 3-2 G6-3 ③		B CU 71 C SI 89 X SL 80 1-1 G1-3 ③		F CH 82 B CH 82 B SI 90 C SI 90 B CH 83 X CH 84 3-2 L7 ①		1 SAFE B SL 77 B FF 89 B FF 88 C FF 88 B FF 88 4-1 1-2 25 G4-3 BB		4	0	0	0	1	0	3
25 Derrek Lee, R (1, 3) OBP: 0.355, SLG: 0.472	B CU 72 S FF 92 S FF 88 B FF 92 X CU 75 2-2 16 FC6-4 1B		C CU 71 X SI 87 0-1 F9 ①		B SL 79 S SL 79 C FF 88 X SL 79 1-2 P3 ①	S FF 91 F FF 91 B SL 83 B FF 91 X FF 91 3-2 G6-3 ② 1-2		B CH 84 X CH 84 1-0 G4-3 ① 1-2 2-3		5	0	1	0	0	0	3
16 Aramis Ramirez, R (1, 5) OBP: 0.381, SLG: 0.495	1 SAFE B SI 88 C FF 90 X SI 88 1-1 FC6-4 ③ 1-2f		C FF 90 B SI 87 B CH 79 F CH 79 B SI 91 X SI 87 3-2 HR 1B		B FF 88 F FF 89 B SL 81 B SL 80 B CH 82 4-1 2B BB	C FF 91 X FF 91 0-1 2-H 2B		X SL 77 0-0 F8 ②		4	2	2	1	1	0	3
Jim Edmonds, L (1, 8) OBP: 0.343, SLG: 0.491 9 Reed Johnson, R (8, PH) OBP: 0.362, SLG: 0.443 (8, 8)		B CU 72 C SI 88 B SL 80 B SI 88 B SI 88 4-1 18 2B BB BB	X SI 88 0-0 1-H HR		F CH 82 C SI 88 X CH 82 0-2 2B 1-H 2B	B FF 91 C SI 91 S SI 91 B SI 91 X CH 84 2-2 G1-3 ③		B SI 88 B SL 78 C SL 78 F CH 84 S SL 80 2-3 **K** ③		3 1	3 0	2 0	3 0	1 0	0 1	1 2
Mark DeRosa, R (1, 4) OBP: 0.374, SLG: 0.447		C SI 90 F SI 87 B FF 91 B SL 82 1 SAFE F SI 88 B SI 87 B FF 90 4-2 18 2B 1-2 BB	B FF 90 B CU 72 F SI 87 B FF 89 B SI 88 4-1 18 E, 18 S BB		C SL 81 C FF 90 B SL 82 B SL 81 B SL 83 F FF 89 F SL 81 X CH 83 3-2 18 1B, 2 FC3-6 2-H 2B		F FF 90 B CH 85 F FF 89 B CH 84 X CH 85 2-2 F7 ①		B FF 88 B FF 89 F CH 83 X FF 88 2-1 18 HR 1B	3	3	2	1	2	0	0
18 Geovany Soto, R (1, 2) OBP: 0.361, SLG: 0.501 Bob Howry, L (9, 1)		F FF 91 B SI 92 B CH 80 X SI 90 2-1 1-H 2H 2B	F SL 82 B FF 89 B FF 89 X FF 89 2-1 F9 ② 1-3		F SL 82 B FF 90 B FF 90 F SL 82 F SL 82 X SL 82 2-2 2 FC3-6 1B 2-3		X CH 83 0-0 F8 ②		B SI 87 B CH 86 C FF 88 X CH 83 2-1 1-H HR	5 0	1 0	3 0	4 0	0 0	0 0	1 0
2 Ryan Theriot, R (1, 6) OBP: 0.392, SLG: 0.373		B FF 91 B FF 91 B SI 88 C FF 89 B SI 87 4-1 BB	B FF 89 C FF 88 C FF 89 F FF 91 B FF 90 F SL 86 C FF 91 2-3 **K** ③		F SI 90 C SL 82 X SL 81 0-2 FC3-6 ② 1-2f 3-H		B FF 91 B CH 84 B CH 84 C FF 90 F FF 90 X FF 89 3-2 1B		C FF 88 C CH 85 B FF 88 X FF 88 1-2 12 L4-3 1B	4	0	2	1	1	1	2
Jason Marquis, L (1, 1) OBP: 0.224, SLG: 0.239 48 Neal Cotts, L (6, 1) Ronny Cedeno, R (7, PH) OBP: 0.337, SLG: 0.373 29 Jeff Samardzija, R (7, 1) Henry Blanco, R (9, PH) OBP: 0.333, SLG: 0.390 (9, 2)		M SI 87 L CH 78 F CU 73 B SI 87 F SI 87 S SI 88 1-3 **K** ①		C SI 86 T FF 89 F FF 89 B FF 91 B SL 83 F FF 89 X FF 90 2-2 G6-3 ①	S FF 90 S CH 84 S CH 83 0-3 **K** ③		B FF 88 X CH 84 1-0 P6 ③		S CH 82 B SL 76 F CH 83 B SL 78 X FF 88 2-2 F9 ①	3 0 1 0 1	0 0 0 0 0	0 0 0 0 0	0 0 0 0 0	2 0 0 0 0	0 0 1 0 0	3 0 1 0 1
Inning Stats	R: 0 E: 0 K: 1 S: 12 H: 1 LOB: 1 BB: 0 P: 19	R: 2 E: 0 K: 2 S: 19 H: 1 LOB: 2 BB: 3 P: 37	R: 2 E: 0 K: 1 S: 14 H: 2 LOB: 1 BB: 1 P: 25	R: 0 E: 0 K: 0 S: 10 H: 0 LOB: 0 BB: 0 P: 15	R: 3 E: 0 K: 1 S: 22 H: 3 LOB: 1 BB: 1 P: 32	R: 1 E: 0 K: 0 S: 13 H: 2 LOB: 1 BB: 0 P: 21	R: 0 E: 0 K: 0 S: 8 H: 1 LOB: 1 BB: 0 P: 14	R: 0 E: 0 K: 1 S: 10 H: 1 LOB: 2 BB: 1 P: 20	R: 2 E: 0 K: 0 S: 13 H: 3 LOB: 0 BB: 0 P: 21	1B: 8 2B: 5 3B: 0 HR: 2	SF: 0 SAC: 0 DP: 1 HBP: 0	WP: 1 PB: 0 SB: 1 CS: 0	PA: 46			

	AB	40
	R	10
	H	14
	RBI	10
	BB	6
	SO	6
	LOB	23

PITCHER		IP	WLS	BF	H	R	ER	SO	BB	IBB	HBP	BLK	WP	HR	S	P	ERA	WHIP
50 Charlie Morton, R ERA: 6.11	(1, 1)	2.1	L	15	4	4	4	3	4	0	0	0	0	1	38	70	15.43	3.429
38 Buddy Carlyle, R ERA: 3.54	(3, 1)	1.2		5	0	0	0	1	0	0	0	0	0	0	17	26	0.00	0.000
Vladimir Nunez, R ERA: 5.06	(5, 1)	2.0		12	5	4	4	1	1	0	0	0	1	0	35	53	18.00	3.000
26 Francisley Bueno, L ERA: 7.71	(7, 1)	2.1		13	5	2	2	1	1	0	0	0	0	1	28	51	7.71	2.571
56 Blaine Boyer, R ERA: 4.79	(9, 1)	0.2		1	0	0	0	0	0	0	0	0	0	0	3	4	0.00	0.000

PITCHER	IP	WLS	BF	H	R	ER	SO	BB	IBB	HBP	BLK	WP	HR	S	P	ERA	WHIP

Chicago Cubs @ Atlanta Braves

Turner Field, Atlanta, GA

Wed Aug 13 2008, 1:10 PM EDT

Att. 27,220 - Cloudy - 77 F

BOTTOM

Batter	1	2	3	4	5	6	7	8	9	AB	R	H	RBI	BB	SO	LOB
1 Grégor Blanco, L (1, 9) OBP: 0.371, SLG: 0.323	C SI 88 B SL 87 F SL 86 B CH 83 B SI 90 X SI 89 3-2 ① G6-3		C CH 83 B SI 90 F SI 90 B CH 85 B CH 84 B SI 89 4-2 19 1B BB		F SI 90 C SI 90 X CH 83 0-2 19 G6-4-3 1B		S FF 95 F FF 95 B FF 96 C SI 96 1-3 ② K		C FF 90 X SI 91 0-1 ② F8	4	0	1	0	1	1	1
19 Yunel Escobar, R (1, 6) OBP: 0.348, SLG: 0.373	F SI 90 H SI 90 1-1 10 G3 HBP		C SL 83 C SI 92 B CH 85 B SI 92 X SL 85 2-2 10 BB 1-3 1B		X SL 84 0-0 ①② G6-4-3 1-2f		X FF 96 0-0 ③ F9		F FF 90 B FF 90 B SL 79 B FF 91 F FF 92 X FF 90 3-2 ③ F9	4	0	1	0	0	0	2
10 Chipper Jones, S (1, 5) OBP: 0.467, SLG: 0.597	S SI 90 F SI 90 F SL 87 B SI 91 X SI 91 1-2 ② G3 1-2		F SI 92 B SL 86 S SL 86 D SI 86 B SI 91 B CH 85 4-2 1-2 BB		B SL 83 X SI 91 1-0 ③ F8			B FF 93 C FS 84 X FF 94 1-1 4 1B 1B		3	0	1	0	1	0	1
16 Brian McCann, L (1, 2) OBP: 0.383, SLG: 0.560 5 Clint Sammons, R (7, 2) OBP: 0.350, SLG: 0.474	B SI 90 B SI 91 X CH 81 2-0 ③ G4-3		B SI 91 S SI 91 B SI 91 F SI 91 F CH 85 F CH 85 D CH 85 X CH 83 3-2 ③ P6			F SI 89 X CH 83 0-1 22 G3-1 4 1B 2B		F FF 92 B SL 82 B SI 94 X FF 93 2-1 ① F8		3 1	1 0	1 0	0 0	0 0	0 0	4 1
22 Casey Kotchman, L (1, 3) OBP: 0.322, SLG: 0.428		B CH 80 B CH 80 C SI 88 X SL 86 2-1 ① F7		B SL 76 X SI 90 1-0 ① G3		B SI 90 F SI 90 F SL 82 F SI 91 F CH 85 X CH 86 1-2 ① G3-1 2-3		C FS 84 D FS 85 F FF 94 F FS 84 F FS 86 B FS 84 S FF 95 2-3 ② K		4	0	0	0	0	1	2
4 Omar Infante, R (1, 7) OBP: 0.364, SLG: 0.479		C SI 91 X SL 78 0-1 ② L6		L SI 90 B SL 88 X SI 91 1-1 2B 2B		C SL 83 F SI 90 B CH 86 B SL 78 X SI 91 2-2 3-H 1B		B SL 82 X FF 94 1-0 1-2 1B		4	1	3	1	0	0	0
Mark Kotsay, L (1, 8) OBP: 0.335, SLG: 0.403		F SI 90 B CH 83 S CH 82 S CH 83 1-3 ③ K		B SI 89 B SL 83 X SI 89 2-0 2-H 2B		F SL 85 X SL 87 0-1 ② F7		B FF 95 F FF 93 F FF 94 X FS 86 1-2 ③ G4-3		4	0	1	1	0	1	3
2 Kelly Johnson, L (1, 4) OBP: 0.339, SLG: 0.421 26 Francisley Bueno, L (7, 1) 56 Blaine Boyer, R (9, 1) 8 Ruben Gotay, S (9, PH) OBP: 0.299, SLG: 0.322			B SI 90 C SI 90 B SI 90 F SI 90 X SL 81 2-2 ① G4-3	B SL 86 C SI 88 B CH 80 B SI 88 X SI 87 3-1 ② P6		F FF 90 B FF 92 F SL 85 F FF 91 B FF 92 F FF 91 B SL 87 T FF 91 3-2 ③ K		B FF 91 B FF 91 B FF 90 C FF 89 F SI 89 X FF 89 3-2 ① F7	3 0 0 1	0 0 0 0	0 0 0 0	0 0 0 0	0 0 0 0	1 0 0 0	2 0 0 0
50 Charlie Morton, R (1, 1) OBP: 0.100, SLG: 0.200 38 Buddy Carlyle, L (3, 1) OBP: 0.333, SLG: 0.250 Greg Norton, S (4, PH) OBP: 0.347, SLG: 0.388 Vladimir Nunez, R (5, 1) 14 Martín Prado, R (7, 4) OBP: 0.388, SLG: 0.500			C SL 82 B SI 91 C SI 92 X CH 82 1-2 ② G4-3	X CH 81 0-0 ③ G4-1		C FF 94 B FF 95 C FF 94 X FS 85 1-2 ① G6-3			S FF 91 C SL 59 B SL 83 F FF 91 F SL 81 X FF 91 1-2 1B	0 1 1 0 2	0 0 0 0 0	0 0 0 0 1	0 0 0 0 0	0 0 0 0 0	0 0 0 0 0	0 0 1 0 0
Inning Stats	R: 0 H: 0 E: 0 LOB: 1 K: 0 BB: 0 S: 9 P: 16	R: 0 H: 0 E: 0 LOB: 0 K: 1 BB: 0 S: 7 P: 10	R: 0 H: 1 E: 0 LOB: 3 K: 0 BB: 2 S: 18 P: 34	R: 1 H: 2 E: 0 LOB: 1 K: 0 BB: 0 S: 7 P: 14	R: 0 H: 1 E: 0 LOB: 0 K: 0 BB: 0 S: 5 P: 6	R: 1 H: 2 E: 0 LOB: 1 K: 1 BB: 0 S: 17 P: 23	R: 0 H: 0 E: 0 LOB: 0 K: 1 BB: 0 S: 7 P: 9	R: 0 H: 2 E: 0 LOB: 2 K: 1 BB: 0 S: 13 P: 20	R: 0 H: 1 E: 0 LOB: 1 K: 0 BB: 0 S: 13 P: 20	1B: 6 2B: 3 3B: 0 HR: 0	SF: 0 SAC: 0 DP: 1 HBP: 1		WP: 0 PB: 0 SB: 0 CS: 0	PA: 38			

livebaseballscorecards.com

AB	35
R	2
H	9
RBI	2
BB	2
SO	4
LOB	17

PITCHER		IP	WLS	BF	H	R	ER	SO	BB	IBB	HBP	BLK	WP	HR	S	P	ERA	WHIP
Jason Marquis, R ERA: 4.67	(1, 1)	5.1	W	24	6	2	2	1	2	0	1	0	0	0	56	93	3.38	1.500
48 Neal Cotts, L ERA: 3.22	(6, 1)	0.2		2	0	0	0	1	0	0	0	0	0	0	7	10	0.00	0.000
29 Jeff Samardzija, R ERA: 1.32	(7, 1)	2.0		8	2	0	0	2	0	0	0	0	0	0	20	29	0.00	1.000
Bob Howry, R ERA: 5.11	(9, 1)	1.0		4	1	0	0	0	0	0	0	0	0	0	13	20	0.00	1.000

PITCHER	IP	WLS	BF	H	R	ER	SO	BB	IBB	HBP	BLK	WP	HR	S	P	ERA	WHIP

Chicago Cubs @ Atlanta Braves

Turner Field, Atlanta, GA

Wed Aug 13 2008, 7:15 PM EDT

Att. 33,714 - Cloudy - 81 F

TOP

livebaseballscorecards.com

Batter	1	2	3	4	5	6	7	8	9	AB	R	H	RBI	BB	SO	LOB
12 Alfonso Soriano, R (1, 7) OBP: 0.345, SLG: 0.568	C SL 81 B SL 82 F CH 73 C CU 71 1-3 K ①	C FF 85 B SL 82 X CU 69 1-1 P6 ②		B SL 82 X CU 71 1-0 2-H 2B		B SI 94 F SI 93 B SL 86 X SI 94 2-1 G5-3 ③			B FF 93 B FF 94 1 SAFE 1 SAFE B FF 92 B FF 92 4-0 25 BB 2 BB 16 SF8 1-2 BB	4	1	1	1	1	1	1
2 Ryan Theriot, R (1, 6) OBP: 0.394, SLG: 0.374	B FF 86 B FF 85 C FF 85 B SL 80 X FF 84 3-1 25 1B 16 1B 1B	C FF 84 X CH 73 0-1 25 S 1B		C FF 83 B FF 84 X SL 78 1-1 G4-3 ③			X SL 83 0-0 G6-3 ①		B SL 79 B FF 93 B FF 93 C FF 91 B FF 93 4-1 16 SF8 25 BB 17 FC3-6 1-2 2-3 BB	4	2	2	0	1	0	1
25 Derrek Lee, R (1, 3) OBP: 0.355, SLG: 0.470	X SI 84 0-0 16 1B FC3 1-2 1B	1 SAFE T CH 72 D SL 81 1 SAFE C SL 81 B FF 86 S SL 82 2-3 K ③ 1-2			C FF 81 B FF 82 F FF 85 B FF 87 S SL 81 2-3 K ①		S FF 92 B SL 85 C CU 82 F SI 92 F FF 93 B SL 85 X SL 84 2-2 G6-3 ②		C FF 94 C SL 84 B SL 83 B SL 83 F SL 83 B FF 93 B SL 81 4-2 17 FC3-6 1-2 2-3 3-H BB	4	1	1	1	1	2	1
16 Aramis Ramirez, R (1, 5) OBP: 0.382, SLG: 0.498	C SI 84 X SL 82 0-1 BB FC3 1 1B 1-3 2-H 1B		F SL 79 B FF 82 B FF 83 F SL 80 B SL 81 X CH 74 3-2 F9 ①		X FF 85 0-0 2B		B FF 94 C SL 84 B SI 93 S FF 93 C SL 84 2-3 K ③		B SI 90 T SI 91 C SI 90 X SI 90 1-2 SF8 ① 2-3 3-H	4	1	2	2	0	1	0
Jim Edmonds, L (1, 8) OBP: 0.342, SLG: 0.485 17 Mike Fontenot, L (9, PH) OBP: 0.381, SLG: 0.528 45 Sean Marshall, L (9, 1) OBP: 0.500, SLG: 0.500	C CU 69 S CH 73 X CU 69 0-2 FC3 BB 1 1B 1-2 3-H		F CU 70 B SL 82 C SL 83 C FF 85 1-3 K ②		X CU 68 0-0 F7 ②			B SI 90 B FF 90 F FF 90 F FF 91 B FF 91 B FF 90 4-2 1 FC4-6 BB	C CH 82 F SI 91 X CH 84 0-2 FC3-6 1B 1-2f 3-H ②	3	1	0	1	1	1	2
										1	0	0	1	0	0	1
										0	0	0	0	0	0	0
Mark DeRosa, R (1, 4) OBP: 0.374, SLG: 0.445	S SL 81 B SL 80 B CH 72 C SL 81 B FF 83 4-1 1 1B 1-2 2-3 BB		F SL 81 B FF 86 B SL 80 C CH 74 X FF 88 2-2 F9 ③		B FF 83 C CU 68 F FF 82 B SL 80 X SL 81 2-2 G5-3 ③			C FF 90 F SL 82 1 SAFE B FF 90 D SL 82 F FF 91 C SL 82 2-3 K ①	C SL 81 S CH 85 B SI 91 F SL 81 X SI 91 1-2 1-3 1B	4	0	1	0	1	1	2
1 Kosuke Fukudome, L (1, 9) OBP: 0.367, SLG: 0.395	B CH 74 F CH 72 C FF 84 X CH 73 1-2 G6-4-3 1-2 2-H 3-H 1B			X CU 69 0-0 L8 ①		B FF 92 B FF 92 C FF 92 S SI 93 B SI 93 X FF 93 3-2 E S 1B		X SL 82 0-0 FC4-6 ② 1-2f	C SI 91 B CH 84 B CH 84 X SL 81 2-1 F8 ③	5	0	2	2	0	0	3
Henry Blanco, R (1, 2) OBP: 0.330, SLG: 0.376	C FC 83 F FC 82 F CU 70 X SL 80 0-2 G6-4-3 ② ③ 1-2f			B FF 84 B SL 79 F FF 85 C FF 86 B CH 75 B SL 82 4-2 40 SH2-4 12 2B BB		1 SAFE S SL 85 B SI 92 1 SAFE S SL 85 D SL 85 X CU 83 2-2 F8 ① 1-3		C SI 88 S SL 83 B FF 90 X SL 81 1-2 F8 ③		3	1	0	0	1	0	4
40 Rich Harden, L (1, 1) OBP: 0.125, SLG: 0.125 Daryle Ward, L (6, PH) OBP: 0.333, SLG: 0.377 57 Chad Gaudin, R (6, 1) 48 Neal Cotts, L (7, 1) Kerry Wood, R (8, 1) 9 Reed Johnson, R (9, PH) OBP: 0.365, SLG: 0.445 (9, 8)		C FF 83 C CU 68 F CH 73 S CH 72 0-3 K ①		X CH 73 0-0 SH2-4 ② 1-2		X FF 93 0-0 G5-3 ②			B FF 92 X FF 92 1-0 2 BB 12 BB 25 BB 1B	1	0	0	0	0	1	0
										1	0	0	0	0	0	1
										0	0	0	0	0	0	0
										0	0	0	0	0	0	0
										0	0	0	0	0	0	0
										1	1	1	0	0	0	0
Inning Stats	R: 4 E: 0 K: 1 S: 19 H: 4 LOB: 1 BB: 1 P: 28	R: 0 E: 0 K: 2 S: 11 H: 1 LOB: 1 BB: 0 P: 14	R: 0 E: 0 K: 1 S: 9 H: 0 LOB: 0 BB: 0 P: 15	R: 1 E: 0 K: 0 S: 7 H: 1 LOB: 1 BB: 1 P: 13	R: 0 E: 0 K: 1 S: 8 H: 1 LOB: 1 BB: 0 P: 12	R: 0 E: 0 K: 0 S: 9 H: 1 LOB: 1 BB: 0 P: 16	R: 0 E: 0 K: 1 S: 9 H: 0 LOB: 0 BB: 0 P: 13	R: 0 E: 0 K: 1 S: 10 H: 0 LOB: 1 BB: 1 P: 17	R: 3 E: 0 K: 0 S: 17 H: 2 LOB: 2 BB: 3 P: 34	1B: 8 2B: 2 3B: 0 HR: 0 SF: 1 SAC: 1 DP: 1 HBP: 0	WP: 0 PB: 0 SB: 2 CS: 0 PA: 43					

PITCHER		IP	WLS	BF	H	R	ER	SO	BB	IBB	HBP	BLK	WP	HR	S	P	ERA	WHIP
57 Jorge Campillo, R ERA: 3.09	(1, 1)	5.0	L	24	7	5	5	5	2	0	0	0	0	0	54	82	9.00	1.800
30 Jeff Bennett, R ERA: 4.16	(6, 1)	2.0		7	1	0	0	1	0	0	0	0	0	0	18	29	0.00	0.500
Will Ohman, L ERA: 2.57	(8, 1)	1.0		4	0	0	0	1	1	0	0	0	0	0	10	17	0.00	1.000
51 Michael Gonzalez, L ERA: 3.93	(9, 1)	0.0		4	1	3	3	0	3	0	0	0	0	0	5	18	∞	∞
Julian Tavarez, R ERA: 5.34	(9, 1)	1.0		4	1	0	0	0	0	0	0	0	0	0	12	16	0.00	1.000

PITCHER	IP	WLS	BF	H	R	ER	SO	BB	IBB	HBP	BLK	WP	HR	S	P	ERA	WHIP

AB	35
R	8
H	10
RBI	8
BB	6
SO	7
LOB	16

Chicago Cubs @ Atlanta Braves

Turner Field, Atlanta, GA

Wed Aug 13 2008, 7:15 PM EDT

Att. 33,714 - Cloudy - 81 F

BOTTOM

Batter	1	2	3	4	5	6	7	8	9	AB	R	H	RBI	BB	SO	LOB
1 Grégor Blanco, L (1, 8) OBP: 0.371, SLG: 0.321	C CH 87 F FF 90 B FF 90 B SL 84 F FF 90 F SL 85 X FF 93 2-2 ① G6-3		B SL 83 C FF 89 B FF 90 B FF 91 B FF 92 4-1 ② 19 BB, 1-2 BB		X SL 83 0-0 ① SH1-3, 1-2		C SL 84 B FC 88 B FF 91 S FF 91 F FF 92 F FF 93 F SL 83 F FF 93 B SL 86 3-2 ② X FF 90 L7			2	0	0	0	1	0	1
19 Yunel Escobar, R (1, 6) OBP: 0.351, SLG: 0.375	B FF 88 S SL 84 B SL 84 B FF 91 X FF 90 3-1 ② F9		B FF 90 B FF 91 B FF 90 B FF 91 4-0 1-2 2-3 BB		B FF 90 F FF 90 B FF 92 X CH 84 2-1 22 G3, 1B		B SI 91 X FF 90 1-0 1-2 1B			3	0	2	0	1	0	0
22 Casey Kotchman, L (1, 3) OBP: 0.319, SLG: 0.424	B SL 82 X FF 88 1-0 ③ F8		C SL 85 F SL 85 F FF 94 D SL 86 X SL 86 1-2 ③ G3-1		X SL 84 0-0 ② G3, 1-2 2-3		X SL 85 0-0 ③ G3-1			4	0	0	0	0	0	7
16 Brian McCann, L (1, 2) OBP: 0.379, SLG: 0.554		S SL 81 F SL 83 B FF 90 B FF 90 F SL 85 F FF 93 X CH 85 2-2 ① G3		X CH 82 0-0 ① P3	B FF 91 B SL 84 F SL 84 S CH 84 S FF 93 2-3 ③ K			C CU 80 C SL 93 S CU 82 0-3 ① K2-3		4	0	0	0	0	2	2
4 Omar Infante, R (1, 7) OBP: 0.362, SLG: 0.471		C FF 89 X FF 91 0-1 ② F8		B FF 88 B CH 87 C FF 89 B FF 90 F FF 90 B FF 92 4-2 14 1B, BB		F FF 91 S SL 81 B SL 80 B SL 81 F SL 82 X SI 92 2-2 ① L8		B SL 94 B SL 92 F SL 93 F SL 92 X CU 81 2-2 ② P5		3	0	0	0	1	0	0
2 Kelly Johnson, L (1, 4) OBP: 0.336, SLG: 0.417		C SL 83 B FF 90 T FF 92 B SL 84 X SL 84 2-2 ③ F8		B SL 83 C FF 88 1 SAFE F SL 83 S FF 90 1-3 ② K		F CH 87 B SL 86 F SL 80 C FF 92 1-3 ② K		C CU 80 X CU 81 0-1 ③ G1-4-3		4	0	0	0	0	2	1
14 Martin Prado, R (1, 5) OBP: 0.382, SLG: 0.489			C CH 87 B SL 83 X FF 91 1-1 ① L9	C FF 88 T SL 82 F SL 82 X FF 92 0-2 1-3 1B		C FF 92 S SL 80 B FF 93 F SL 82 B SL 88 X FF 92 2-2 ③ F8		C FF 88 C CU 72 F CU 73 X FF 89 0-2 ① G6-3		4	0	1	0	0	0	0
7 Jeff Francoeur, R (1, 9) OBP: 0.286, SLG: 0.345			T FF 90 B FF 92 T FF 90 X FF 92 1-2 ② F8	B FF 91 B FF 90 F FF 92 B FF 91 X FF 93 3-1 ③ P3			B FF 90 B FF 90 B FF 89 C FF 90 B FF 89 4-1 19 1B, BB		B CU 72 B SL 87 X FF 88 2-0 ② G5-3	3	0	0	0	1	0	2
57 Jorge Campillo, R (1, 1) OBP: 0.176, SLG: 0.152 8 Ruben Gotay, S (5, PH) OBP: 0.306, SLG: 0.322 30 Jeff Bennett, R (6, 1) OBP: 0.300, SLG: 0.333 Greg Norton, S (7, PH) OBP: 0.345, SLG: 0.386 Will Ohman, L (8, 1) 51 Michael Gonzalez, R (9, 1) Julian Tavarez, L (9, 1) 5 Clint Sammons, R (9, PH) OBP: 0.333, SLG: 0.450			C FF 90 B FF 90 S FF 90 B SL 85 B FF 91 F FF 92 B FF 95 4-2 19 BB, 1 BB, BB		B SL 82 B FF 87 B FF 87 C FF 87 B FF 90 4-1 22 G3, 1 SH1-3, BB		B FF 91 S SL 83 B FF 92 F FF 90 F SL 86 S FF 92 2-3 ① K		S FF 87 S SL 88 S CU 74 0-3 ③ K	0 0 0 1 0 0 0 1	0 0 0 0 0 0 0 0	0 0 0 0 0 0 0 0	0 1 0 0 0 0 0 0	1 1 0 1 0 0 0 1	0 0 0 1 0 0 0 0	0 0 0 1 0 0 0 0
Inning Stats	R: 0 H: 0 E: 0 LOB: 0 K: 0 BB: 0 S: 8 P: 14	R: 0 H: 0 E: 0 LOB: 0 K: 0 BB: 0 S: 10 P: 14	R: 0 H: 0 E: 0 LOB: 3 K: 0 BB: 3 S: 13 P: 28	R: 0 H: 1 E: 0 LOB: 2 K: 1 BB: 1 S: 12 P: 20	R: 0 H: 1 E: 0 LOB: 2 K: 1 BB: 1 S: 8 P: 16	R: 0 H: 0 E: 0 LOB: 0 K: 1 BB: 0 S: 11 P: 16	R: 0 H: 1 E: 0 LOB: 2 K: 1 BB: 1 S: 14 P: 24	R: 0 H: 0 E: 0 LOB: 0 K: 1 BB: 0 S: 8 P: 10	R: 0 H: 0 E: 0 LOB: 0 K: 1 BB: 0 S: 8 P: 10	1B: 3 2B: 0 3B: 0 HR: 0	SF: 0 SAC: 1 DP: 0 HBP: 0			WP: 0 PB: 0 SB: 0 CS: 0	PA: 36		

livebaseballscorecards.com

AB	29
R	0
H	3
RBI	0
BB	6
SO	6
LOB	14

PITCHER		IP	WLS	BF	H	R	ER	SO	BB	IBB	HBP	BLK	WP	HR	S	P	ERA	WHIP
40 Rich Harden, R ERA: 2.17	(1, 1)	5.0	W	22	2	0	0	2	5	0	0	0	0	0	51	92	0.00	1.400
57 Chad Gaudin, R ERA: 3.47	(6, 1)	1.0		4	0	0	0	1	1	0	0	0	0	0	12	21	0.00	1.000
48 Neal Cotts, L ERA: 3.09	(7, 1)	1.0		4	1	0	0	1	0	0	0	0	0	0	13	19	0.00	1.000
Kerry Wood, R ERA: 2.83	(8, 1)	1.0		3	0	0	0	1	0	0	0	0	0	0	8	10	0.00	0.000
45 Sean Marshall, L ERA: 3.55	(9, 1)	1.0		3	0	0	0	1	0	0	0	0	0	0	8	10	0.00	0.000

PITCHER	IP	WLS	BF	H	R	ER	SO	BB	IBB	HBP	BLK	WP	HR	S	P	ERA	WHIP

Chicago Cubs @ Atlanta Braves

Turner Field, Atlanta, GA

Thu Aug 14 2008, 7:00 PM EDT

Att. 36,365 - Partly Cloudy - 83 F

livebaseballscorecards.com

TOP

Batter	1	2	3	4	5	6	7	8	9	AB	R	H	RBI	BB	SO	LOB
12 Alfonso Soriano, R (1, 7) OBP: 0.344, SLG: 0.572	B FC 81 B FF 81 S FF 83 F SI 83 C FF 83 2-3 K ①	C CU 64 X CH 74 0-1 F7 ②		C CH 76 C FF 82 B CH 76 X FF 80 1-2 2-H HR	I IN 67 I IN 66 I IN 64 I IN 66 4-0 IBB		F CU 76 S FF 94 X SL 85 0-2 FC3-6 25 WP 1 BB 1-2f ②		B SL 81 C SL 78 B SI 89 B SL 78 X SI 89 3-1 L6 ②	5	1	1	2	1	1	2
1 Kosuke Fukudome, L (1, 9) OBP: 0.369, SLG: 0.395	X SI 83 0-0 25 2B 9 1B 1B	1 SAFE 0-0 CS ③ 1-2	X CU 65 0-0 25 1B 16 HR 1B	B SI 81 B CH 74 C SI 80 C CH 75 F SI 81 S SL 73 2-3 K ②	B FF 90 C SI 89 C CH 81 F FF 91 X CH 82 1-2 G1-3 ③		B CH 84 B FF 91 F CH 84 F FF 93 F FF 92 B FF 92 B CH 84 4-2 25 WP 1-2 BB		B SL 80 B SL 80 B SI 89 C SI 90 X SI 90 3-1 G4-3 ③	5	2	2	0	1	1	3
25 Derrek Lee, R (1, 3) OBP: 0.355, SLG: 0.471	B CH 76 F SI 83 B CH 76 X CH 76 2-1 9 1B 18 BB 1-3 2B		X SI 80 0-0 16 HR 1-2 1B	B SI 80 B CU 66 X CH 74 2-1 F9 ③		B SI 90 C SL 80 C CH 83 B SL 80 B CH 83 S SL 79 3-3 K ①	C FF 92 B SL 82 F FF 92 B FF 92 S FF 93 2-3 K ③ 1-2 2-3			5	2	2	0	0	2	2
16 Aramis Ramirez, R (1, 5) OBP: 0.385, SLG: 0.507 17 Mike Fontenot, L (5, 4) OBP: 0.377, SLG: 0.522	I IN 65 I IN 63 I IN 64 I IN 62 4-0 18 BB 9 1B IBB		D CH 75 C CH 75 B FC 82 X CH 75 2-1 1-H 2-H HR		T FF 89 B FF 90 X SL 85 1-1 9 G3 18 E 1B	B SI 90 S CH 83 B SL 81 X SI 91 2-1 F7 ②		C SI 88 S CH 81 X CH 81 0-2 G4-3 ①		2 2	2 0	2 0	3 0	1 0	0 0	0 0
9 Reed Johnson, R (1, 8) OBP: 0.365, SLG: 0.448	B SI 82 B SI 83 C SI 82 X SI 83 2-1 18 BB 1-2 2-3 3-H 1B		F SI 81 B FC 78 X FC 79 1-1 B5-3 ①		C FF 89 1 SAFE F FF 90 X FF 91 0-2 G3 ① 1-2	S SL 81 X CH 84 1-1 G6-3 ③		F FF 88 B SL 80 C SL 79 B SL 79 X SI 89 2-2 F8 2B		5	0	2	1	0	0	1
18 Geovany Soto, R (1, 2) OBP: 0.366, SLG: 0.504	S CH 75 B FC 79 B SI 82 B CH 76 B SI 82 4-1 G6-4-3 1-2 2-3 3-H BB		C CU 65 X CH 78 0-1 F9 ②		B SL 79 C FF 90 B SL 86 C FF 91 X FF 92 2-2 E4 2-H 1B 2B		B CU 73 C FF 92 B FF 94 C FF 94 B CU 78 B CU 74 4-2 2B 2 1B BB		C SL 80 S SL 82 B FF 90 B SL 83 D SL 83 B FF 90 4-2 BB	2	2	1	2	3	0	0
Mark DeRosa, R (1, 4) OBP: 0.375, SLG: 0.447 (5, 5)	C SI 82 B SI 81 B SI 82 B SI 82 X CH 75 3-1 G6-4-3 ② ③ 1-2f		X CH 73 0-0 G5-3 ③		F FF 90 F FF 90 B SL 84 B FF 92 X FF 89 2-2 30 SH5-4 2 1B 3-H 1B		C FF 95 S FF 94 X FF 93 0-2 2 1B 1-3 SF9 2B	X FF 90 0-0 F8 ② 2-3		5	1	2	1	0	0	5
2 Ryan Theriot, R (1, 6) OBP: 0.398, SLG: 0.376		B FF 81 B SI 80 C CH 74 B SI 81 B CH 74 4-1 1 CS BB		C FF 81 B CH 74 B FF 80 B CH 75 B FF 81 4-1 30 SH1-4 12 HR BB	F FF 91 1 SAFE B SL 84 X FF 89 1-1 30 SH5-4 1-2 1B		C FF 93 X CU 76 0-1 12 FC3-6 2-3 3-H 1B	C SL 82 B FF 91 C FF 90 X FF 91 1-2 F9 ③		3	1	2	1	2	0	2
30 Ted Lilly, L (1, 1) OBP: 0.188, SLG: 0.191 Daryle Ward, L (7, PH) OBP: 0.329, SLG: 0.377 Bob Howry, L (7, 1) 49 Carlos Marmol, R (7, 1) Ronny Cedeno, R (9, PH) OBP: 0.335, SLG: 0.371 Kerry Wood, R (9, 1)		1 SAFE C SI 80 L SI 81 M SL 73 0-3 K ①	X SI 80 0-0 SH1-4 ① 1-2		X FF 88 0-0 SH5-4 ② 1-2 2-3		B CH 83 X CH 83 1-0 SF9 ① 3-H		B FF 89 C SI 88 S SI 89 S SL 81 1-3 K ①	1 0 0 0 0 1	0 0 0 0 0 0	0 0 0 0 0 0	0 1 0 0 0 0	0 0 0 0 0 0	1 0 0 0 1 0	1 0 0 0 0 0
Inning Stats	R: 2 E: 0 K: 1 S: 11 H: 3 LOB: 2 BB: 2 P: 28	R: 0 E: 0 K: 1 S: 6 H: 0 LOB: 0 BB: 1 P: 10	R: 3 E: 0 K: 0 S: 9 H: 3 LOB: 0 BB: 0 P: 12	R: 2 E: 0 K: 1 S: 11 H: 1 LOB: 0 BB: 1 P: 20	R: 2 E: 1 K: 0 S: 18 H: 4 LOB: 3 BB: 1 P: 29	R: 0 E: 0 K: 1 S: 7 H: 0 LOB: 0 BB: 0 P: 13	R: 2 E: 0 K: 1 S: 17 H: 2 LOB: 2 BB: 2 P: 28	R: 0 E: 0 K: 0 S: 12 H: 1 LOB: 2 BB: 1 P: 19	R: 0 E: 0 K: 1 S: 7 H: 0 LOB: 0 BB: 0 P: 14	1B: 8 2B: 4 3B: 0 HR: 2 SF: 1 SAC: 2 DP: 1 HBP: 0						

	AB	36
	R	11
	H	14
	RBI	11
	BB	8
	SO	6
	LOB	16

WP: 1 PA: 48
PB: 0
SB: 0
CS: 1

PITCHER		IP	WLS	BF	H	R	ER	SO	BB	IBB	HBP	BLK	WP	HR	S	P	ERA	WHIP
47 Tom Glavine, L ERA: 5.54	(1, 1)	4.0	L	21	7	7	7	3	3	1	0	0	0	2	37	70	15.75	2.500
38 Buddy Carlyle, R ERA: 3.89	(5, 1)	1.0		8	4	2	2	0	0	1	0	0	0	0	18	29	18.00	4.000
Julian Tavarez, R ERA: 5.18	(6, 1)	1.0		3	0	0	0	1	0	0	0	0	0	0	7	13	0.00	0.000
56 Blaine Boyer, R ERA: 5.0	(7, 1)	1.0		7	2	2	2	1	2	0	0	0	1	0	17	28	18.00	4.000
Vladimir Nunez, R ERA: 4.63	(8, 1)	1.0		5	1	0	0	0	1	0	0	0	0	0	12	19	0.00	2.000

PITCHER		IP	WLS	BF	H	R	ER	SO	BB	IBB	HBP	BLK	WP	HR	S	P	ERA	WHIP
Will Ohman, L ERA: 2.52	(9, 1)	1.0		3	0	0	0	1	0	0	0	0	0	0	7	14	0.00	0.000

Batter	1	2	3	4	5	6	7	8	9	AB	R	H	RBI	BB	SO	LOB
19 Yunel Escobar, R (1, 6) OBP: 0.353, SLG: 0.375 1 Grégor Blanco, L (8, 7) OBP: 0.370, SLG: 0.320	C SL 81 X SL 82 0-1 F9 ①	F FF 88 F FF 89 B FF 90 S CH 80 1-3 K ③		B FF 88 C SL 83 X FF 86 1-1 14 2B 1B		H FF 90 1-0 HBP		B FF 93 C FF 93 S FF 94 C FF 94 1-3 K ①		3 1	1 0	1 0	0 0	0 0	1 1	3 0
14 Martín Prado, R (1, 4) OBP: 0.383, SLG: 0.505	C FF 84 C FF 86 S CH 77 0-3 K ②		B CH 75 C CH 81 X CH 75 1-1 10 1B 2B	C FF 86 X CH 77 0-1 1-H 2B		S SL 85 B FF 91 F FF 90 S FF 91 1-3 K ③		X FF 94 0-0 P3 ②		5	1	2	1	0	2	2
10 Chipper Jones, S (1, 5) OBP: 0.464, SLG: 0.591	B CH 77 X CH 77 1-0 F8 ③		X FF 88 0-0 2-H 1B	C SL 84 F FF 89 S CH 80 0-3 K ③			C FF 91 F FF 91 B FF 91 F FF 91 F FF 91 B SL 83 B FF 91 F FF 91 C FF 92 3-3 K ①	C FF 94 C SL 84 X SL 83 0-2 G1 ③		5	0	1	1	0	2	1
4 Omar Infante, R (1, 7) OBP: 0.358, SLG: 0.464 (8, 6)		X FF 85 0-0 B1-3 ①	C FF 86 X FF 87 0-1 F9 ①		B FF 86 X FF 83 1-0 P3 ①		S SL 83 X SL 85 0-1 22 1B 7 HR 1B		X FF 93 0-0 G5-3 ①	5	1	1	0	0	0	1
22 Casey Kotchman, L (1, 3) OBP: 0.317, SLG: 0.421		B FF 84 B CH 75 C CH 79 C CH 80 B CH 73 X CH 80 3-2 G4-3 ②	S FF 87 C FF 88 B CH 78 D CH 79 T FF 90 2-2 K ②		C FF 86 F CU 68 F FF 89 X FF 89 0-2 G6-3 ②		F SI 91 X SL 83 0-1 1-2 7 HR 1B		B FF 93 S SL 90 F SL 90 F CU 80 F FF 95 F CU 80 F CU 80 B CU 77 2-2 F SL 90 X FF 95 G4-3 ②	5	1	1	0	0	1	1
7 Jeff Francoeur, R (1, 9) OBP: 0.289, SLG: 0.354		X FF 87 0-0 3B 1B	F FF 90 X FF 89 0-1 G4-3 ③		X FF 88 0-0 P3 ③		X FF 91 0-0 1-H 2-H HR		B FF 95 F FF 94 C CU 80 F FF 94 B CU 82 B FF 95 X FF 94 3-2 1B 1B	5	2	3	3	0	0	1
Mark Kotsay, L (1, 8) OBP: 0.346, SLG: 0.433		B CH 82 B SL 82 X SL 81 2-0 1-H 3B	B F X 1-1 HR		B FF 85 F SL 82 X FF 87 1-1 BLK 1B	B SI 90 F FF 91 C SL 82 B FF 91 X SL 83 2-2 2B		X FF 94 0-0 1-2 1B		5	1	5	2	0	0	0
5 Clint Sammons, R (1, 2) OBP: 0.308, SLG: 0.375		B FF 88 C SL 83 B FF 89 F SL 82 B CH 78 B SL 85 4-2 47 BB BB	S B B B X 3-1 P4 ①		F FF 87 F FF 88 B SL 84 F SL 85 F FF 89 S CH 80 1-3 K ①	S FF 90 X SL 83 0-1 F7 ②		C CU 80 B CU 81 B FF 94 F FF 95 C FF 95 2-3 K ③		4	0	0	0	1	2	4
47 Tom Glavine, L CHF 2.63, SLG .329 8 Ruben Gotay, S OPP 7.89, SLG .519 38 Buddy Carlyle, L OPP 3.69, SLG .229 Julian Tavarez, L Greg Norton, S 56 Blaine Boyer, R 2 Kelly Johnson, L OPP 6.43, SLG .364 Vladimir Nunez, R Will Ohman, L	B FF 89 B FF 88 B CH 80 C CH 80 B CH 82 4-1 1-2 BB	C C C 0-3 K ②	C FF 88 F CH 79 F FF 89 B FF 90 S FF 90 1-3 1-2 K ②	C FF 94 C SL 83 S SL 84 0-3 K ③					0 0 0 0 1 0 0 1 0 0 0 0 0 0 0 0 0 0 0 0 0 0 0 0 0 0 0 0 1 0 0 0 0 1 1 0 0 0 0 0 0 0 1 0 0 0 0 1 1 0 0 0 0 0 0 0 0 0 0 0 0 0 0						
Inning Stats	R: 0 E: 0 K: 1 S: 6 H: 0 LOB: 0 BB: 0 P: 7	R: 1 E: 0 K: 1 S: 12 H: 2 LOB: 3 BB: 2 P: 26	R: 1 E: 0 K: 1 S: 10 H: 2 LOB: 1 BB: 0 P: 13	R: 2 E: 0 K: 2 S: 14 H: 3 LOB: 1 BB: 0 P: 19	R: 0 E: 0 K: 0 S: 6 H: 0 LOB: 0 BB: 0 P: 7	R: 0 E: 0 K: 3 S: 14 H: 1 LOB: 2 BB: 0 P: 19	R: 3 E: 0 K: 2 S: 19 H: 4 LOB: 1 BB: 0 P: 24	R: 0 E: 0 K: 1 S: 7 H: 0 LOB: 0 BB: 0 P: 8	R: 0 E: 0 K: 1 S: 18 H: 2 LOB: 2 BB: 0 P: 25	1B: 8 2B: 3 3B: 1 HR: 2	SF: 0 SAC: 0 DP: 0 HBP: 1	WP: 0 PB: 0 SB: 0 CS: 0	PA: 44			

Chicago Cubs @ Atlanta Braves

Turner Field, Atlanta, GA

Thu Aug 14 2008, 7:00 PM EDT

Att. 36,365 - Partly Cloudy - 83 F

BOTTOM

livebaseballscorecards.com

AB	41
R	7
H	14
RBI	7
BB	2
SO	12
LOB	15

PITCHER		IP	WLS	BF	H	R	ER	SO	BB	IBB	HBP	BLK	WP	HR	S	P	ERA	WHIP
30 Ted Lilly, L ERA: 4.32	(1, 1)	6.0	W	29	8	4	4	8	2	0	1	1	0	1	62	91	6.00	1.667
Bob Howry, R ERA: 5.53	(7, 1)	0.2		6	4	3	3	1	0	0	0	0	0	1	16	21	40.50	6.000
49 Carlos Marmol, R ERA: 2.89	(7, 1)	1.1		4	0	0	0	2	0	0	0	0	0	0	10	11	0.00	0.000
Kerry Wood, R ERA: 2.77	(9, 1)	1.0		5	2	0	0	1	0	0	0	0	0	0	18	25	0.00	2.000

PITCHER	IP	WLS	BF	H	R	ER	SO	BB	IBB	HBP	BLK	WP	HR	S	P	ERA	WHIP

TOP

San Francisco Giants @ Atlanta Braves

Turner Field, Atlanta, GA

Fri Aug 15 2008, 7:30 PM EDT

Att. 30,682 - Cloudy - 83 F

livebaseballscorecards.com

Batter	1	2	3	4	5	6	7	8	9	AB	R	H	RBI	BB	SO	LOB
Dave Roberts, L (1, 7) OBP: 0.305, SLG: 0.291	G6-3		2 WP 2 S 2 SF9 1B		2 2B 1B		K		G3-1	5	1	2	0	0	1	0
2 Randy Winn, S (1, 9) OBP: 0.359, SLG: 0.419	14 FC1-6 1B		SF9 1-H		1-H 2B				HR 1 1B 2B	4	2	4	2	0	0	0
14 Fred Lewis, L (1, 8) OBP: 0.354, SLG: 0.459	FC1-6 1 S 1 1B 1-2f		K			8 G3 1 1B 1B			10 1B 1B 1B 1 1B IBB	4	2	2	0	1	1	1
1 Bengie Molina, R (1, 2) OBP: 0.318, SLG: 0.416	1-H 1B			P6		8 G3 1-2 1B		10 E 57 FC6-2 1-2	10 1B 1B 10 2B 1-3 2-H 1B	5	0	4	2	0	0	0
10 Travis Ishikawa, L (1, 3) OBP: 0.444, SLG: 0.625	K			G3		K		E7 57 FC6-2 1-3 2-H 1B	1-3 2B	5	0	2	1	0	2	3
8 Eugenio Velez, S (1, 4) OBP: 0.267, SLG: 0.320 7 Emmanuel Burriss, S (8, 4) OBP: 0.310, SLG: 0.282		F7		57 S 1B		G3 1-2 2-3		57 FC6-2 IBB	K	3 1	0 0	1 0	0 0	1 0	0 1	2 2
57 Ryan Rohlinger, R (1, 5) OBP: 0.083, SLG: 0.167		K	1-2		G4-3			FC6-2 1-2 2-3 3-Hf		4	0	0	0	0	2	6
Ivan Ochoa, R (1, 6) OBP: 0.302, SLG: 0.339		G6-3		G6-3		G5-3		K		4	0	0	0	0	1	3
18 Matt Cain, R (1, 1) OBP: 0.196, SLG: 0.292 Rich Aurilia, R (8, PH) OBP: 0.328, SLG: 0.409 Jack Taschner, L (8, 1) 38 Brian Wilson, R (9, 1)			K	K	K	K	K	G6-3		3 1 0 0	0 0 0 0	0 0 0 0	0 0 0 0	0 0 0 0	3 0 0 0	0 3 0 0

	AB	39
	R	5
	H	15
	RBI	5
	BB	2
	SO	11
	LOB	20

Inning Stats	1	2	3	4	5	6	7	8	9
	R: 1 H: 2 E: 0 LOB: 1 K: 1 BB: 0 S: 11 P: 16	R: 0 H: 0 E: 0 LOB: 0 K: 1 BB: 0 S: 7 P: 9	R: 1 H: 1 E: 0 LOB: 0 K: 2 BB: 0 S: 13 P: 18	R: 0 H: 1 E: 0 LOB: 1 K: 1 BB: 0 S: 8 P: 10	R: 0 H: 2 E: 0 LOB: 2 K: 1 BB: 0 S: 10 P: 15	R: 0 H: 2 E: 0 LOB: 2 K: 1 BB: 0 S: 11 P: 15	R: 0 H: 0 E: 0 LOB: 0 K: 2 BB: 0 S: 10 P: 17	R: 2 H: 4 E: 1 LOB: 3 K: 1 BB: 1 S: 17 P: 29	R: 1 H: 3 E: 0 LOB: 2 K: 1 BB: 1 S: 11 P: 25

	1B: 11	SF: 1	WP: 1	PA: 42
	2B: 3	SAC: 0	PB: 0	
	3B: 0	DP: 0	SB: 3	
	HR: 1	HBP: 0	CS: 0	

PITCHER		IP	WLS	BF	H	R	ER	SO	BB	IBB	HBP	BLK	WP	HR	S	P	ERA	WHIP
49 Jair Jurrjens, R ERA: 3.15	(1, 1)	7.0	L	28	8	2	2	9	0	0	0	0	1	0	70	100	2.57	1.143
Will Ohman, L ERA: 2.88	(8, 1)	0.0		2	2	2	2	0	0	0	0	0	0	1	4	8	∞	∞
30 Jeff Bennett, R ERA: 4.11	(8, 1)	1.0		6	2	0	0	1	0	1	0	0	0	0	13	21	0.00	2.000
Julian Tavarez, R ERA: 5.29	(9, 1)	1.0		6	3	1	1	1	0	1	0	0	0	0	11	25	9.00	3.000

PITCHER		IP	WLS	BF	H	R	ER	SO	BB	IBB	HBP	BLK	WP	HR	S	P	ERA	WHIP

Batter	1	2	3	4	5	6	7	8	9	AB	R	H	RBI	BB	SO	LOB
1 Grégor Blanco, L (1, 7) OBP: 0.371, SLG: 0.320	B CH 88 C FF 89 B CH 84 C FF 90 F FF 91 F FF 91 B FF 91 B FF 91 4-2 FC4-6 BB		C FF 89 B CH 83 B CH 83 B FF 90 C FF 90 F FF 90 X FF 90 3-2 16 F9-4-6 1B 1B		B FF 90 B FF 91 C FF 91 B FF 91 C FF 91 C FF 91 3-3 ③ K			X FF 89 0-0 ① F7		3	0	1	0	1	1	0
Mark Kotsay, L (1, 8) OBP: 0.348, SLG: 0.438	F CU 74 B FF 91 X CH 84 1-1 ① FC4-6 16 1B 1-2f		S FF 90 1 SAFE C FF 90 B FF 91 F SL 84 B FF 91 X CH 85 2-2 1-2 1B			B FF 90 C FF 90 X FF 90 1-1 10 WP 10 1B 2B		C SI 90 S SL 84 F FF 91 B FF 91 B SL 84 S SL 85 2-3 ② K		4	1	2	0	0	1	1
10 Chipper Jones, S (1, 5) OBP: 0.462, SLG: 0.587	C FF 90 S CH 85 F FF 91 B CU 75 B CH 85 F CH 85 X FF 92 2-2 ② F8		B CU 74 S FF 91 F CH 86 X FF 92 1-2 ① F7			B CH 86 C CU 74 B FF 91 F FF 91 B FF 91 X CH 86 3-2 16 G4-6-3 2-H 1B		B SI 90 C CH 82 X FF 92 1-1 ③ F9		4	0	1	1	0	0	3
16 Brian McCann, L (1, 2) OBP: 0.378, SLG: 0.551	X FF 91 0-0 1-2 1B		B CH 86 S CH 85 B FF 92 C FF 92 X CH 86 2-2 ② ③ F9-4-6 2-2			B FF 91 B FF 92 X CH 85 2-0 ① ② G4-6-3 1-2f			X FF 94 0-0 ① F7	4	0	1	0	0	0	3
4 Omar Infante, R (1, 6) OBP: 0.352, SLG: 0.455	C FF 92 F FF 91 D SL 83 F FF 92 S FF 91 1-3 ③ K			B SL 86 C FF 90 X FF 90 1-1 ① F8		C FF 93 S FF 90 F FF 92 X FF 91 0-2 ③ F9			C FF 93 X SL 86 0-1 ② G6-3	4	0	0	0	0	1	2
22 Casey Kotchman, L (1, 3) OBP: 0.317, SLG: 0.418		B CU 73 C CH 84 B FF 90 B FF 90 X FF 90 3-1 ① F9		C X 0-1 ② G3			F CU 73 B FF 91 X CH 85 1-1 ① G4-3		B FF 94 B FF 94 B FF 93 B FF 92 4-0 BB	3	0	0	0	1	0	0
7 Jeff Francoeur, R (1, 9) OBP: 0.287, SLG: 0.351		B FF 92 X FF 90 1-0 ② F9		B FF 91 C FF 92 B FF 89 X FF 89 2-1 ③ G4-3			C FF 93 B FF 90 F FF 90 F FF 93 X FF 92 1-2 ② F9		S SL 86 X FF 95 0-1 ③ G3-1	4	0	0	0	0	0	1
2 Kelly Johnson, L (1, 4) OBP: 0.335, SLG: 0.415		B CU 73 C CH 86 X FF 90 1-1 1B			F CH 84 X FF 90 0-1 ① F9		X CH 85 0-0 E3			3	0	1	0	0	0	0
49 Jair Jurrjens, R (1, 1) OBP: 0.204, SLG: 0.146 Greg Norton, S (7, PH) OBP: 0.341, SLG: 0.381 Will Ohman, L (8, 1) 30 Jeff Bennett, R (8, 1) OBP: 0.300, SLG: 0.333 Julian Tavarez, L (9, 1)		C FF 90 F FF 90 F FF 91 S FF 92 0-3 ③ K			C FF 90 C FF 90 C FF 91 0-3 ② K		B CU 73 F CH 86 S CU 74 B FF 92 S FF 92 2-3 ③ K			2 1 0 0 0	0 0 0 0 0	0 0 0 0 0	0 0 0 0 0	0 0 0 0 0	2 1 0 0 0	1 1 0 0 0
Inning Stats	R: 0 E: 0 K: 1 S: 16 H: 1 LOB: 2 BB: 1 P: 24	R: 0 E: 0 K: 1 S: 9 H: 1 LOB: 1 BB: 0 P: 14	R: 0 E: 0 K: 0 S: 14 H: 2 LOB: 1 BB: 0 P: 22	R: 0 E: 0 K: 0 S: 6 H: 0 LOB: 0 BB: 0 P: 9	R: 0 E: 0 K: 2 S: 8 H: 0 LOB: 0 BB: 0 P: 11	R: 1 E: 0 K: 0 S: 10 H: 2 LOB: 0 BB: 0 P: 16	R: 0 E: 1 K: 1 S: 10 H: 0 LOB: 1 BB: 0 P: 14	R: 0 E: 0 K: 1 S: 7 H: 0 LOB: 0 BB: 0 P: 10	R: 0 E: 0 K: 0 S: 5 H: 0 LOB: 1 BB: 1 P: 9	1B: 5 2B: 2 3B: 0 HR: 0 SF: 0 SAC: 0 DP: 2 HBP: 0						WP: 1 PB: 0 SB: 0 CS: 0 PA: 34	

PITCHER		IP	WLS	BF	H	R	ER	SO	BB	IBB	HBP	BLK	WP	HR	S	P	ERA	WHIP
18 Matt Cain, R ERA: 3.57	(1, 1)	7.0	W	27	6	1	1	5	1	0	0	0	1	0	73	110	1.29	1.000
Jack Taschner, L ERA: 4.05	(8, 1)	1.0	H	3	0	0	0	1	0	0	0	0	0	0	7	10	0.00	0.000
38 Brian Wilson, R ERA: 3.99	(9, 1)	1.0		4	0	0	0	0	1	0	0	0	0	0	5	9	0.00	1.000

PITCHER	IP	WLS	BF	H	R	ER	SO	BB	IBB	HBP	BLK	WP	HR	S	P	ERA	WHIP

BOTTOM

San Francisco Giants @ Atlanta Braves

Turner Field, Atlanta, GA

Fri Aug 15 2008, 7:30 PM EDT

Att. 30,682 - Cloudy - 83 F

livebaseballscorecards.com

AB	32
R	1
H	6
RBI	1
BB	2
SO	6
LOB	12

TOP

San Francisco Giants @ Atlanta Braves

Turner Field, Atlanta, GA

Sat Aug 16 2008, 7:00 PM EDT
Att. 41,893 - Cloudy - 78 F

Batter	1	2	3	4	5	6	7	8	9	AB	R	H	RBI	BB	SO	LOB
2 Randy Winn, S (1, 9) OBP: 0.360, SLG: 0.420	C FF 86 B FC 84 B FF 88 F SI 84 B SI 84 F FF 89 F FC 85 X SI 84 3-2 SH1-3 1B		B FF 87 C FF 86 B SI 84 B CH 79 F FF 87 X FF 89 3-2 G5-3 ①		B FF 87 X CH 78 1-0 F7 ①		B FF 89 B FF 89 C FF 89 X SI 90 2-1 G5-4-3 1B		X SI 87 0-0 2B SF9 1B	4	0	2	0	0	0	2
8 Eugenio Velez, S (7, 9) OBP: 0.271, SLG: 0.324										1	1	1	0	0	0	0
Ivan Ochoa, R (1, 6) OBP: 0.313, SLG: 0.381	1 SAFE L SI 84 B CU 76 X FF 88 1-1 SH1-3 1-2 ①		F FF 89 B CH 79 X FC 84 1-1 G6-3 ②		X SI 83 0-0 33 G4-3 1-3 2-H 2B		S FF 90 X SL 85 0-1 G5-4-3 1-2f ② ③		B SL 80 C SL 80 X FF 89 1-1 14 BB 1B 1-3 2B	4	1	2	1	0	0	1
33 Aaron Rowand, R (1, 8) OBP: 0.355, SLG: 0.435	C FC 85 B SI 85 B FF 88 D FC 85 B SI 83 4-1 1 G6-4-3 BB		X CH 81 0-0 G5-3 ③		C FF 88 S FC 86 X FC 86 0-2 G4-3 2-3 3-H ②			B FF 90 B FF 89 B SL 83 B FF 90 4-0 48 1B 14 1B 7 1B BB	B FF 89 B CH 83 X FF 90 2-0 SF9 3-H ①	2	0	0	1	1	0	1
Dave Roberts, L (7, 7) OBP: 0.311, SLG: 0.291										0	1	0	1	1	0	0
1 Bengie Molina, R (1, 2) OBP: 0.316, SLG: 0.414	C CU 75 X FF 87 0-1 G6-4-3 1-2f ② ③			B SI 82 B CH 76 C SI 83 X FF 87 2-1 F9 ①	S SI 82 S SI 83 S CH 79 0-3 K ③			B FF 89 C FF 89 B SI 90 B SI 90 S FF 90 F FF 90 F FF 90 C FF 90 3-3 K ①	B CH 83 S CH 84 B FF 89 F SI 90 B SI 90 B CH 83 4-2 1B 14 BB BB	2	0	0	0	0	0	2
40 Billy Sadler, R (4, 1)										1	0	0	0	0	1	1
10 Travis Ishikawa, L (8, PH) OBP: 0.455, SLG: 0.556										1	0	0	0	1	1	1
(8, 3)																
14 Fred Lewis, L (1, 7) OBP: 0.357, SLG: 0.459		C FF 88 B FF 88 X SI 85 1-1 G3 ①		C FF 87 B SI 86 F CU 77 F FC 83 X CH 78 1-2 1B		F FF 87 F FF 88 C SI 86 0-3 K ①		C FF 90 B KC 74 S CH 78 B FF 92 X CH 77 2-2 7 1B 48 1B 1-2 1B	C CH 83 B SI 91 B CH 84 B SI 91 B SI 91 4-1 1B 1-2 2-3 BB	4	0	2	0	1	1	0
(7, 8)																
Rich Aurilia, R (1, 5) OBP: 0.324, SLG: 0.404		X FF 88 0-0 F8 ②		B FF 88 C FF 88 F CH 78 X FC 86 1-2 P3 ②		B FC 84 F FF 88 X CH 79 1-1 G5-3 ②		F FF 90 C FF 91 B CH 78 X KC 77 1-2 P5 ②	B SI 91 C CH 84 X SI 90 1-1 48 G6-4-3 1B 1-2 2-3 3-H	4	0	0	0	0	0	3
(4, 3)																
Tyler Walker, R (8, 1)										0	0	0	0	0	0	0
Omar Vizquel, S (9, PH) OBP: 0.249, SLG: 0.212										1	0	1	1	0	0	0
48 Pablo Sandoval, S (1, 3) OBP: 0.333, SLG: 0.375		C SI 85 X SI 82 0-1 7 BB 1B		X SI 84 0-0 G1-3 ③		C CU 73 X CH 78 0-1 1B		B CH 78 S CH 77 S SL 85 F FF 91 X CH 78 1-2 7 1B 1-2 2-3 1B	X SI 93 0-0 G6-4-3 1-2f ② ③	5	0	3	0	0	0	4
(4, 2)																
7 Emmanuel Burriss, S (1, 4) OBP: 0.319, SLG: 0.289		B FC 85 D SI 82 B SI 84 B SI 82 4-0 1-2 BB		C FF 86 C SI 83 B FC 81 B CU 76 X FC 84 2-2 57 1B 2B 1B		B FF 87 C SI 83 F CU 74 C SI 84 1-3 K ③		C SI 91 B SL 85 B CH 77 X SI 90 2-1 1-2 2-3 3-H 1B		3	1	2	1	1	1	1
50 Matt Palmer, R (1, 1)		F FF 85 B SI 82 S SI 82 C FC 84 1-3 K ③		F FF 88 B FC 83 F CH 78 B FF 89 D CH 78 X CH 80 3-2 2B 33 G4-3 1-2 1B			B FF 89 F FF 89 B FF 89 X FF 88 2-1 F8 ①	F SI 91 C KC 77 X KC 78 0-2 F9 ③		1	0	0	0	0	1	2
43 Alex Hinshaw, L (3, 1)										0	0	0	0	0	0	0
57 Ryan Rohlinger, R (4, 5) OBP: 0.133, SLG: 0.200										3	1	1	0	0	0	3

Inning Stats									
	R: 0 E: 0 K: 0 S: 10	H: 1 LOB: 1 BB: 1 P: 18	R: 0 E: 0 K: 1 S: 8	H: 1 LOB: 2 BB: 1 P: 14	R: 0 E: 0 K: 0 S: 6	H: 0 LOB: 0 BB: 0 P: 10	R: 0 E: 0 K: 0 S: 10	H: 1 LOB: 1 BB: 0 P: 14	R: 2 E: 0 K: 1 S: 14	H: 3 LOB: 1 BB: 0 P: 20
	R: 0 E: 0 K: 2 S: 10	H: 1 LOB: 0 BB: 0 P: 12	R: 0 E: 0 K: 0 S: 6	H: 1 LOB: 0 BB: 0 P: 10	R: 1 E: 0 K: 1 S: 20	H: 3 LOB: 3 BB: 1 P: 33	R: 2 E: 0 K: 0 S: 10	H: 3 LOB: 2 BB: 2 P: 22	1B: 12 2B: 2 3B: 0 HR: 0	SF: 1 SAC: 1 DP: 3 HBP: 0

	WP: 0	PA: 43
	PB: 0	
	SB: 0	
	CS: 0	

	AB	36
	R	5
	H	14
	RBI	5
	BB	5
	SO	5
	LOB	21

livebaseballscorecards.com

PITCHER		IP	WLS	BF	H	R	ER	SO	BB	IBB	HBP	BLK	WP	HR	S	P	ERA	WHIP
Mike Hampton, L ERA: 6.92	(1, 1)	6.0	W	26	7	2	2	4	2	0	0	0	0	0	58	88	3.00	1.500
38 Buddy Carlyle, R ERA: 3.8	(7, 1)	1.0		3	1	0	0	0	0	0	0	0	0	0	6	10	0.00	1.000
33 Matt DeSalvo, R ERA: 9.0	(8, 1)	1.0		7	3	1	1	1	1	0	0	0	0	0	20	33	9.00	4.000
Vladimir Nunez, R ERA: 6.0	(9, 1)	0.1		6	3	2	2	0	2	0	0	0	0	0	9	21	54.00	15.000
30 Jeff Bennett, R ERA: 4.07	(9, 1)	0.2		1	0	0	0	0	0	0	0	0	0	0	1	1	0.00	0.000

PITCHER		IP	WLS	BF	H	R	ER	SO	BB	IBB	HBP	BLK	WP	HR	S	P	ERA	WHIP

BOTTOM

San Francisco Giants @ Atlanta Braves

Turner Field, Atlanta, GA

Sat Aug 16 2008, 7:00 PM EDT

Att. 41,893 - Cloudy - 78 F

livebaseballscorecards.com

Batter	1	2	3	4	5	6	7	8	9	AB	R	H	RBI	BB	SO	LOB
1 Grégor Blanco, L (1, 8) OBP: 0.373, SLG: 0.319	B SI 87 C SI 87 C FF 87 X FF 88 1-2 G5-3 ①	X FF 89 0-0 1B ① 3-H	H FF 92 1-0 HBP ① 1-2 2-3	F FF 92 B CU 71 B CU 71 B FF 92 C FF 91 B FF 91 4-2 BB ① 1-2 2-3		X FF 90 0-0 F9 ① B FF 91 X CH 84 1-0 1B ① 10 G4-3 10 WP 2-3		B FF 91 F FF 90 F CH 80 C CH 80 1-3 K ② X FF 92 0-0 1B ①		4	0	1	1	1	1	1
19 Yunel Escobar, R (1, 6) OBP: 0.354, SLG: 0.375	C SI 89 F FF 87 H SI 89 1-2 16 FC3-6 10 BB HBP	F FC 86 1 SAFE 1 SAFE X FC 86 0-1 F8 ③	B FF 92 B FF 92 X FF 92 2-0 F9 ② C FF 93 F FF 92 B CU 80 C CU 80 1-3 K ③							5	0	2	0	0	1	7
10 Chipper Jones, S (1, 5) OBP: 0.464, SLG: 0.585 38 Buddy Carlyle, L (7, 1) OBP: 0.333, SLG: 0.250 33 Matt DeSalvo, R (8, 1) 22 Casey Kotchman, L (8, PH) OBP: 0.316, SLG: 0.417 Vladimir Nunez, R (9, 1) 30 Jeff Bennett, R (9, 1) OBP: 0.300, SLG: 0.333	B SI 89 B SI 88 F FC 88 B SI 88 B FC 86 4-1 16 FC3-6 1-2 BB	CU 75 4-2 CH 84 FC 87 FC 86 FC 85 CH 84 4 16 2B 1B BB FF 93 1-0 P6 ③ X FF 92			X FF 92 0-0 16 1B 16 WP 4 FC5-4 1B	B CH 85 X CH 86 1-0 G4-3 ② 1-3 3-H		S SI 92 F SI 92 S SL 81 0-3 K ③		3 0 0 1 0 0	2 0 0 0 0 0	1 0 0 0 0 0	1 0 0 0 0 0	2 0 0 0 0 0	0 0 0 1 0 0	4 0 0 1 0 0
16 Brian McCann, L (1, 2) OBP: 0.378, SLG: 0.549	B FC 86 B SI 87 B FC 86 X SI 88 3-0 FC3-6 ② 1-2f 2-3	F FC 87 F FC 86 X CH 84 0-2 4 2B 1B 1-2	B CU 71 B CU 70 S FF 90 F FF 91 X CU 71 2-2 F9 ①	B FF 92 F CH 85 B FF 92 X FF 92 2-1 4 FC5-4 1B 1-3		B FF 92 B CH 84 C CU 79 F FF 93 X FF 94 2-2 F7 ③				5	0	2	0	0	0	3
4 Omar Infante, R (1, 7) OBP: 0.357, SLG: 0.461	F FC 88 B FC 85 B FC 86 F SI 88 B CU 74 F FC 86 X FC 86 3-2 P6 ③		B FC 88 X 1-0 2 1B 2B ① 1-H 2-H	B FF 92 S CH 82 X FF 92 1-1 HR 1B	C CU 79 F FF 93 F FF 94 F CU 79 D CU 80 X CU 79 1-2 FC5-4 G5-3 ① 1-2f 3-H		B FF 89 B FF 91 B FF 92 B FF 91 4-0 7 FC6-4 BB			4	2	2	2	1	0	3
Greg Norton, S (1, 3) OBP: 0.348, SLG: 0.399		B CU 73 B CH 83 C SI 88 B SI 88 F SI 88 B SI 88 4-2 2 FC3-6 BB	B CU 76 B CU 75 F FC 86 B CH 82 B CH 82 4-1 2 1B 7 1B BB	F CH 83 B CU 71 X CH 83 1-1 1-H HR	X FF 93 0-0 G5-3 ② 1-2		C FF 92 C CH 85 F CU 78 C 0-3 K ①			3	2	1	2	2	1	2
2 Kelly Johnson, L (1, 4) OBP: 0.333, SLG: 0.413		B FC 86 B SI 87 F CH 86 X CH 84 2-1 FC3-6 7 2B ① 1-2f	X FC 85 0-0 7 1B 1B ① 1-2 3-H	C FF 92 B FF 93 S FF 92 F FF 92 F FF 92 F CU 71 X CU 73 1-2 G5-3 ② X FF 92 0-0 G4-3 ③			B CH 85 X FF 91 1-0 P6 ②			5	2	1	1	0	0	3
7 Jeff Francoeur, R (1, 9) OBP: 0.292, SLG: 0.358		B FC 87 B SI 87 X SI 87 2-0 G1-3 1 1B 2B 1-H	F CU 75 X FC 86 0-1 1 HBP 1B 1-3 2-H	B FF 92 F FF 92 F FF 92 X FF 94 1-2 1 BB BB 1B		C FF 90 B FF 90 C CU 78 X CU 78 1-2 8 2B 1B	B CU 78 D CU 78 C CH 84 F FF 91 X CU 79 2-2 FC6-4 ③ 1-2f			5	2	4	2	0	0	1
Mike Hampton, R (1, 1) OBP: 0.400, SLG: 0.556 8 Ruben Gotay, S (6, PH) OBP: 0.310, SLG: 0.337 14 Martín Prado, R (7, 5) OBP: 0.380, SLG: 0.500		S FC 86 F FC 86 X FC 86 0-2 G1-3 ② 2-3	D SI 87 C FC 85 B CU 74 X CU 74 2-1 1 HBP ① 1-2 3-H	B FF 93 B FF 92 B FF 92 C FF 91 B FF 90 4-1 1 BB BB 1-2		C FF 92 C FF 92 B FF 93 X CH 86 1-2 19 1B 10 G4-3 2B 1-H		C FF 90 B FF 90 B SL 81 C FF 90 X SL 80 2-2 L5 ①		2 1 1	0 1 0	1 1 0	1 1 0	1 0 0	0 0 0	1 0 0
Inning Stats	R: 0 E: 0 K: 0 S: 11 H: 0 LOB: 2 BB: 1 P: 23	R: 2 E: 0 K: 0 S: 11 H: 2 LOB: 1 BB: 1 P: 19	R: 4 E: 0 K: 0 S: 15 H: 5 LOB: 3 BB: 2 P: 30	R: 2 E: 0 K: 1 S: 22 H: 3 LOB: 3 BB: 2 P: 37	R: 1 E: 0 K: 0 S: 10 H: 2 LOB: 1 BB: 0 P: 13	R: 2 E: 0 K: 0 S: 12 H: 3 LOB: 1 BB: 0 P: 18	R: 0 E: 0 K: 1 S: 8 H: 0 LOB: 1 BB: 1 P: 15	R: 0 E: 0 K: 2 S: 10 H: 1 LOB: 1 BB: 0 P: 13		1B: 12 2B: 3 3B: 0 HR: 1 SF: 0 SAC: 0 DP: 0 HBP: 2				

AB	39
R	11
H	16
RBI	11
BB	7
SO	4
LOB	26

WP: 2 PA: 48
PB: 0
SB: 0
CS: 0

PITCHER		IP	WLS	BF	H	R	ER	SO	BB	IBB	HBP	BLK	WP	HR	S	P	ERA	WHIP
50 Matt Palmer, R ERA: 23.14	(1, 1)	2.1	L	18	7	6	6	0	4	0	1	0	0	0	35	66	23.14	4.714
43 Alex Hinshaw, L ERA: 3.69	(3, 1)	1.1		10	3	2	2	0	2	0	1	0	0	1	21	39	13.50	3.750
40 Billy Sadler, R ERA: 4.88	(4, 1)	3.1		16	5	3	3	2	1	0	0	0	2	0	33	50	8.10	1.800
Tyler Walker, R ERA: 4.95	(8, 1)	1.0		4	1	0	0	2	0	0	0	0	0	0	10	13	0.00	1.000

PITCHER	IP	WLS	BF	H	R	ER	SO	BB	IBB	HBP	BLK	WP	HR	S	P	ERA	WHIP

San Francisco Giants @ Atlanta Braves

Turner Field, Atlanta, GA

Sun Aug 17 2008, 1:30 PM EDT
Att. 30,503 - Partly Cloudy - 83 F

livebaseballscorecards.com

TOP

Batter	1	2	3	4	5	6	7	8	9	AB	R	H	RBI	BB	SO	LOB
2 Randy Winn, S (1, 9) OBP: 0.363, SLG: 0.424	C FF 92 F SI 90 C FF 92 0-3 ① K		B CU 73 B SI 90 B SI 89 B FF 91 4-0 14 1B 7 SH2-3 BB		C CU 74 B SI 90 B SL 83 S SI 89 F FF 91 F SL 83 X CH 80 2-2 7 1B 3B		C FC 86 B FF 88 B FF 87 B SI 88 C SL 80 X SL 80 3-2 ② G6-3 2-3		C FF 91 B CH 84 B FF 91 C CH 81 B FF 92 B FF 91 4-2 BB	3	1	1	0	2	1	1
7 Emmanuel Burriss, S (1, 4) OBP: 0.323, SLG: 0.299	C FF 92 B SI 89 B FF 92 X FF 91 2-1 14 CS 2B		1 SAFE C SI 89 X CH 80 0-1 ① SH2-3 1-2		C FF 91 B SI 90 B FF 92 D SL 82 X CU 73 3-1 1 S 3-H 1B		B SL 79 C SI 92 F SI 90 B SI 90 X CH 84 2-2 ③ G6-3		S FF 90 2 SAFE C FF 91 X FF 92 0-2 ③ F8	4	0	2	1	0	0	3
14 Fred Lewis, L (1, 7) OBP: 0.358, SLG: 0.459	F FF 92 B CU 75 C CH 80 B CU 74 B FF 92 B FF 93 4-2 ② 2-3 BB		S CH 79 B FF 92 F SI 90 B FF 92 X CH 80 2-2 ② 2-3 1B		F SI 90 1 SAFE S FF 90 C CU 75 0-3 ② K			B SL 78 B FC 88 F SI 88 C SI 91 S SL 78 2-3 ① K		3	0	1	0	1	2	1
1 Bengie Molina, R (1, 2) OBP: 0.316, SLG: 0.415	F FF 92 F SI 92 P PO 81 T FF 93 1-2 ③ K		C SL 81 B CU 75 B SI 91 X CH 80 2-1 ③ G5-3		1 SAFE F FF 91 1 SAFE B FF 92 B SL 82 1 SAFE F SI 90 B CU 75 X FF 93 3-2 ③ G1-3 1-2			C SI 91 F CH 84 F CH 84 B SL 80 X SL 79 1-2 33 PB 2B		4	0	1	0	0	1	3
33 Aaron Rowand, R (1, 8) OBP: 0.354, SLG: 0.436		C SL 82 X FF 90 0-1 10 HR 2B	C FF 91 C SL 81 B CU 74 F FF 92 F SI 92 B FF 94 F FF 92 B FF 93 S SL 83 3-3 ① K		F SI 89 F CH 80 F FF 91 B CH 79 B SL 82 X FF 89 2-2 ① G5-3		B SL 80 F CH 82 C SI 90 F SI 90 S SL 80 1-3 ② K 2-3		4	1	1	0	0	2	1
10 Travis Ishikawa, L (1, 3) OBP: 0.467, SLG: 0.769		F FF 92 B FF 93 B SI 88 X SI 91 2-1 2-H HR	F SI 90 B SL 82 F CH 81 X FF 93 1-2 1B		S CH 80 B SI 89 B SL 80 C CH 77 C SL 79 2-3 ② K		B CH 81 X SI 90 1-0 ③ G4-3		4	1	2	2	0	1	1
57 Ryan Rohlinger, R (1, 5) OBP: 0.158, SLG: 0.167		B FF 92 F SI 90 X SL 83 1-1 ① F9	B SL 82 S FF 89 F FF 91 S FF 94 1-3 ② K		F CH 81 F SI 89 X FF 90 0-2 ③ F9				C FF 89 F FF 90 B SL 86 B FF 91 B FF 90 B FF 90 4-2 SH1-3 BB	3	0	0	0	1	1	1
Omar Vizquel, S (1, 6) OBP: 0.250, SLG: 0.214		B FF 92 C FF 91 C CU 75 X SL 80 1-2 ② P6	B FF 92 C SI 90 X CH 80 1-1 ③ P4				C FC 87 X CH 83 0-1 2 G6-3 55 SH3 1B		1 SAFE X FF 88 0-0 ① SH1-3 1-2	3	0	1	0	0	0	1
55 Tim Lincecum, L (1, 1) OBP: 0.218, SLG: 0.212 Jack Taschner, L (8, 1) 38 Brian Wilson, R (8, 1) Rich Aurilia, R (8, 3) OBP: 0.324, SLG: 0.403		B FF 92 B FF 91 C FF 91 X SI 90 2-1 ③ G3			B FF 91 S FF 89 B SI 89 B SI 89 F FF 90 F FF 91 X SI 91 3-2 ① G4-3		L FF 87 X CH 86 0-1 ① SH3 1-2		B FF 90 F FF 90 S FF 92 F FF 92 F FF 90 S SL 87 1-3 ② K	2 0 0 1	0 0 0 0	0 0 0 0	0 0 0 0	0 0 0 1	0 0 0 1	0 0 0 1
Inning Stats	R: 0 E: 0 K: 2 S: 11 H: 1 LOB: 1 BB: 1 P: 17	R: 2 E: 0 K: 0 S: 11 H: 2 LOB: 0 BB: 0 P: 17	R: 0 E: 0 K: 0 S: 7 H: 1 LOB: 1 BB: 1 P: 15	R: 0 E: 0 K: 2 S: 14 H: 1 LOB: 1 BB: 0 P: 20	R: 1 E: 0 K: 1 S: 17 H: 2 LOB: 1 BB: 0 P: 28	R: 0 E: 0 K: 1 S: 10 H: 0 LOB: 0 BB: 0 P: 14	R: 0 E: 0 K: 0 S: 10 H: 1 LOB: 1 BB: 0 P: 15	R: 0 E: 0 K: 2 S: 12 H: 1 LOB: 1 BB: 0 P: 17	R: 0 E: 0 K: 1 S: 13 H: 0 LOB: 2 BB: 2 P: 22	1B: 4 2B: 3 3B: 1 HR: 1 SF: 0 SAC: 3 DP: 0 HBP: 0						

PITCHER		IP	WLS	BF	H	R	ER	SO	BB	IBB	HBP	BLK	WP	HR	S	P	ERA	WHIP
50 Charlie Morton, R ERA: 5.95	(1, 1)	6.0	L	25	7	3	3	6	2	0	0	0	0	1	70	111	4.50	1.500
Julian Tavarez, R ERA: 5.0	(7, 1)	2.0		8	2	0	0	2	0	0	0	0	0	0	22	32	0.00	1.000
38 Buddy Carlyle, R ERA: 3.71	(9, 1)	1.0		5	0	0	0	1	2	0	0	0	0	0	13	22	0.00	2.000

PITCHER		IP	WLS	BF	H	R	ER	SO	BB	IBB	HBP	BLK	WP	HR	S	P	ERA	WHIP

AB	31
R	3
H	9
RBI	3
BB	4
SO	9
LOB	13

WP: 0 PA: 38
PB: 1
SB: 1
CS: 1

Batter	1	2	3	4	5	6	7	8	9	AB	R	H	RBI	BB	SO	LOB
1 Grégor Blanco, L (1, 7) OBP: 0.371, SLG: 0.316	B SI 93 C SI 92 F SI 93 B CH 84 B SL 80 B SI 93 4-2 19 S BB		L SI 92 B CU 78 B FF 93 C CH 83 B CU 79 F CH 83 C FF 94 3-3 ① K		B CH 85 F CH 86 B CH 84 F FF 93 S CH 85 2-3 ③ K 2-3			L FF 94 B CH 85 C CH 83 B SI 94 X CU 76 2-2 ② G6-3	B FF 95 C FF 95 B FF 96 B FF 96 C FF 95 C FF 95 3-3 ③ K	4	0	0	0	1	3	2
19 Yunel Escobar, R (1, 6) OBP: 0.356, SLG: 0.377	B SI 91 B FF 93 C CH 82 1 SAFE B SI 92 C CH 82 X CU 81 3-2 ① G5-3 1-2		X CU 79 0-0 ② G5-3			C FF 94 X FF 94 0-1 2B		B FF 95 B CU 79 C FF 89 F FF 94 B CH 84 B CH 86 4-2 10 1B 1B BB		3	1	1	0	1	0	1
10 Chipper Jones, S (1, 5) OBP: 0.462, SLG: 0.581	B FF 94 F CH 83 B SI 95 X FF 93 2-1 ② F7		B CU 77 B FF 94 X CH 82 2-0 ③ G4-3			C FF 94 C SI 93 S SL 84 0-3 ① K2-3		S CH 84 B CH 83 X FF 94 1-1 16 WP 1B 1-2 1B		4	0	1	0	0	1	2
Mark Kotsay, L (1, 8) OBP: 0.347, SLG: 0.435	C CU 75 B CH 82 S CH 85 S CH 86 1-3 ③ K2-3			C CU 78 X FF 92 0-1 ① G4-3		D CH 86 F SI 93 F CU 77 X SI 96 1-2 ② F7		S SL 83 S SL 83 B SL 83 D SL 84 F SI 92 B SL 83 F SL 84 X SL 85 3-2 16 WP 1-2 2-H 1B		4	0	1	1	0	1	2
22 Casey Kotchman, L (1, 3) OBP: 0.316, SLG: 0.415 Julian Tavarez, L (7, 1) 4 Omar Infante, R (8, PH) OBP: 0.357, SLG: 0.461 16 Brian McCann, L (8, PH) OBP: 0.380, SLG: 0.549 49 Jair Jurrjens, R (8, PR) OBP: 0.264, SLG: 0.146 38 Buddy Carlyle, L (9, 1) OBP: 0.333, SLG: 0.250		B FF 91 B CH 88 C CH 88 B SI 94 B FF 92 4-1 2 1B BB		T FF 92 B FF 94 B CU 78 X FF 94 2-1 ② G4-3		S FF 96 B SI 95 B FF 94 D CH 85 F FF 95 X SI 94 3-2 ③ F9		C SL 88 B FF 97 B FF 97 B FF 97 I IN 71 4-1 7 FC4-6 1-2 2-3 IBB		2 0 0 0 0 0 0	0 0 0 0 0 0 0	0 0 0 0 0 0 0	0 0 0 0 0 0 0	1 0 0 0 1 0 0	0 0 0 0 0 0 0	1 0 0 0 0 0 0
7 Jeff Francoeur, R (1, 9) OBP: 0.289, SLG: 0.355		C FF 94 X CU 80 0-1 ① P5		C FF 95 C FF 95 B SI 94 S CU 80 1-3 ③ K			B SL 81 X FF 94 1-0 ① P4	B SL 86 S FF 96 X FF 98 1-1 ③ FC4-6 1-2f		4	0	0	0	0	1	4
2 Kelly Johnson, L (1, 4) OBP: 0.335, SLG: 0.412		B CH 83 B SI 93 X FF 93 2-0 1-2 1B	B FF 91 B FF 90 B SI 93 B FF 91 4-0 1 WP 50 SH1-4 BB				C FF 94 F CU 75 B CU 83 S CH 84 1-3 ② K		C FF 94 X FF 93 0-1 ① G3	3	0	1	0	1	1	0
5 Clint Sammons, R (1, 2) OBP: 0.267, SLG: 0.321		B FF 94 F FF 93 F CU 83 D SL 84 S CH 85 2-3 ② K	D CU 76 C FF 94 C CU 82 F FF 95 S CU 83 1-3 ① K			X CU 77 0-0 ③ G6-3			F SL 85 S FF 96 B FF 96 S FF 97 1-3 ② K	4	0	0	0	0	3	3
50 Charlie Morton, R (1, 1) OBP: 0.091, SLG: 0.182 Greg Norton, S (7, 3) OBP: 0.350, SLG: 0.396		C FF 94 S FF 95 B FF 95 B CU 79 S FF 93 2-3 ③ K	M FF 95 X FF 95 0-1 ② SH1-4 1-2					F FF 93 C CH 85 B FF 93 B CU 82 B CH 84 S FF 94 3-3 ① K	B SL 88 B FF 95 B FF 95 C FF 94 B FF 95 4-1 BB	1 1	0 0	0 0	0 1	0 1	1 1	2 0
Inning Stats	R: 0 E: 0 K: 1 S: 10 H: 0 LOB: 1 BB: 1 P: 20	R: 0 E: 0 K: 2 S: 10 H: 1 LOB: 2 BB: 1 P: 20	R: 0 E: 0 K: 1 S: 6 H: 0 LOB: 0 BB: 0 P: 11	R: 0 E: 0 K: 1 S: 7 H: 0 LOB: 0 BB: 0 P: 10	R: 0 E: 0 K: 2 S: 9 H: 0 LOB: 1 BB: 1 P: 16	R: 0 E: 0 K: 1 S: 11 H: 1 LOB: 1 BB: 0 P: 15	R: 0 E: 0 K: 1 S: 5 H: 0 LOB: 0 BB: 0 P: 7	R: 1 E: 0 K: 1 S: 18 H: 2 LOB: 3 BB: 2 P: 36	R: 0 E: 0 K: 2 S: 9 H: 0 LOB: 1 BB: 1 P: 17	1B: 3 2B: 1 3B: 0 HR: 0	SF: 0 SAC: 1 DP: 0 HBP: 0	WP: 2 PB: 0 SB: 1 CS: 0	PA: 37			

PITCHER		IP	WLS	BF	H	R	ER	SO	BB	IBB	HBP	BLK	WP	HR	S	P	ERA	WHIP
55 Tim Lincecum, R ERA: 2.6	(1, 1)	7.2	W	30	3	1	1	10	4	0	0	0	1	0	68	119	1.17	0.913
Jack Taschner, L ERA: 4.05	(8, 1)	0.0		1	1	0	0	0	0	0	0	0	0	0	5	8	∞	∞
38 Brian Wilson, R ERA: 3.88	(8, 1)	1.1	S	6	0	0	0	2	1	1	0	0	1	0	12	25	0.00	0.750

PITCHER	IP	WLS	BF	H	R	ER	SO	BB	IBB	HBP	BLK	WP	HR	S	P	ERA	WHIP

BOTTOM

San Francisco Giants @ Atlanta Braves

Turner Field, Atlanta, GA

Sun Aug 17 2008, 1:30 PM EDT
Att. 30,503 - Partly Cloudy - 83 F

livebaseballscorecards.com

AB	30
R	1
H	4
RBI	1
BB	6
SO	12
LOB	17

Batter	1	2	3	4	5	6	7	8	9	AB	R	H	RBI	BB	SO	LOB
Dave Roberts, L (1, 7) OBP: 0.323, SLG: 0.328	C FF 85 C CH 73 B CU 70 B SL 82 B CH 74 F FF 85 F FC 85 F FF 84 X FF 84 3-2 33 SF7 3B	C SL 81 F CH 74 F FF 84 F SL 83 B CH 74 C SL 83 1-3 K			B CU 69 C FF 84 F CH 73 X CU 70 1-2 F7		B SI 82 B CH 72 B FF 83 C FF 82 F FF 83 B CH 73 4-2 E2 FC6-4 1-2 2-H BB			3	1	1	0	1	1	0
Ivan Ochoa, R (1, 6) OBP: 0.310, SLG: 0.364	F SL 81 S SL 80 B SL 80 H SL 82 2-2 10 1B 1B HBP	X FF 85 0-0 G6-3			C FF 85 C CU 68 X CH 74 0-2 G4-3		C SL 82 C SI 84 X CU 69 0-2 FC6-4 1-2f 2-3			3	1	0	0	0	0	2
14 Fred Lewis, L (1, 9) OBP: 0.355, SLG: 0.454	C SL 82 D CU 70 F SL 83 B FF 88 S CH 72 2-3 K		C SL 79 S SL 81 F CH 74 X FF 86 0-2 G5-3			F CH 72 X SL 81 0-1 G3	B FF 89 D SL 79 C FF 90 S FF 90 S FF 90 2-3 K			4	0	0	0	0	2	4
33 Aaron Rowand, R (1, 8) OBP: 0.353, SLG: 0.442	B SL 82 1 SAFE X SL 82 1-0 SF7 3-H		B SL 81 C CH 72 X FF 85 1-1 F9			C CU 67 B CH 74 B CH 72 X SL 82 2-1 HR		C FF 91 F CU 72 X 0-2 G5-3		3	1	1	2	0	0	0
10 Travis Ishikawa, L (1, 3) OBP: 0.421, SLG: 0.647	C CH 73 B FF 87 C CH 74 1 SAFE D CU 71 X FF 87 2-2 1B S 48 1B 1-3 1B		C CH 73 X SL 82 0-1 P5			B CU 67 C FF 86 C CH 73 B SL 80 X CH 74 2-2 G3-1		C CU 74 B CH 83 B CU 75 C FF 92 B CH 85 S FF 93 3-3 K		4	1	1	0	0	1	0
Rich Aurilia, R (1, 5) OBP: 0.323, SLG: 0.401	C CU 69 S SL 82 B FF 86 D CH 73 X SL 82 2-2 48 1B 1-3 3-H 1B			C SL 79 X FF 81 0-1 F9		F CH 72 B CU 68 X FF 85 1-1 G6-3		S FF 93 B FF 94 C CU 75 F FF 93 F FF 94 B CU 78 S FF 93 2-3 K		4	0	1	1	0	1	0
48 Pablo Sandoval, S (1, 2) OBP: 0.385, SLG: 0.417	B CH 73 B CH 72 F CH 73 X CH 74 2-1 7 FC4-6 1-2 3-H 1B			C CU 67 S FF 86 X FF 85 0-2 F9			F CH 72 F SL 82 X FF 86 0-2 75 FC1-6 7 1B 1B		F CH 82 B SI 90 B SI 89 F SL 79 X CH 83 2-2 G5-3	4	0	2	1	0	0	0
7 Emmanuel Burriss, S (1, 4) OBP: 0.322, SLG: 0.298	C FF 86 C CH 72 X CU 71 0-2 FC4-6 1-2f			C FF 86 F SL 81 X FF 85 0-2 F9			X FF 84 0-0 BB 75 FC1-6 1-2 E 1B		B SL 80 F CH 83 X SL 80 1-1 G4-3	4	1	1	0	0	0	2
75 Barry Zito, L (1, 1) OBP: 0.162, SLG: 0.088 22 Keiichi Yabu, R (8, 1) 8 Eugenio Velez, S (9, PH) OBP: 0.269, SLG: 0.322 54 Sergio Romo, R (9, 1)		B FF 84 C FF 83 B FF 84 F FF 83 F FF 85 F CH 72 F CH 72 X FF 85 2-2 G6-3			C FF 83 X CH 70 0-1 G4-3		B CU 68 X FF 83 1-0 FC1-6 FC6-4 E 1-2 2-3f		C SI 90 S CH 82 B SI 90 X SI 90 1-2 F7	3 0 1 0	0 0 0 0	0 0 0 0	0 0 0 0	0 0 0 0	0 0 0 0	2 0 0 0
Inning Stats	R: 3 E: 0 K: 1 S: 23 H: 4 LOB: 2 BB: 0 P: 37	R: 0 E: 0 K: 1 S: 12 H: 0 LOB: 0 BB: 0 P: 15	R: 0 E: 0 K: 0 S: 8 H: 0 LOB: 0 BB: 0 P: 9	R: 0 E: 0 K: 0 S: 8 H: 0 LOB: 0 BB: 0 P: 8	R: 0 E: 0 K: 0 S: 8 H: 0 LOB: 0 BB: 0 P: 9	R: 1 E: 0 K: 0 S: 9 H: 1 LOB: 0 BB: 0 P: 14	R: 1 E: 1 K: 1 S: 13 H: 2 LOB: 2 BB: 1 P: 20	R: 0 E: 0 K: 2 S: 11 H: 0 LOB: 0 BB: 0 P: 16	R: 0 E: 0 K: 0 S: 8 H: 0 LOB: 0 BB: 0 P: 12	1B: 5 2B: 0 3B: 1 HR: 1 SF: 1 SAC: 0 DP: 0 HBP: 1						

PITCHER		IP	WLS	BF	H	R	ER	SO	BB	IBB	HBP	BLK	WP	HR	S	P	ERA	WHIP
57 Jorge Campillo, R ERA: 3.29	(1, 1)	6.2	L	29	7	5	5	2	1	0	1	0	0	1	78	107	6.75	1.200
Will Ohman, L ERA: 2.86	(7, 1)	0.1		1	0	0	0	1	0	0	0	0	0	0	3	5	0.00	0.000
56 Blaine Boyer, R ERA: 4.92	(8, 1)	1.0		3	0	0	0	2	0	0	0	0	0	0	11	16	0.00	0.000
Vladimir Nunez, R ERA: 5.54	(9, 1)	1.0		3	0	0	0	0	0	0	0	0	0	0	8	12	0.00	0.000

PITCHER	IP	WLS	BF	H	R	ER	SO	BB	IBB	HBP	BLK	WP	HR	S	P	ERA	WHIP

TOP

San Francisco Giants @ Atlanta Braves

Turner Field, Atlanta, GA

Mon Aug 18 2008, 4:30 PM EDT
Att. 18,113 - Partly Cloudy - 86 F

livebaseballscorecards.com

AB	33
R	5
H	7
RBI	4
BB	1
SO	5
LOB	10

WP: 0 PA: 36
PB: 0
SB: 1
CS: 0

Batter	1	2	3	4	5	6	7	8	9	AB	R	H	RBI	BB	SO	LOB
19 Yunel Escobar, R (1, 6) OBP: 0.355, SLG: 0.376	B SI 84 X SI 84 1-0 ① G6-3		C FC 80 B CH 75 X SI 86 1-1 ② F9		B FC 78 X SI 84 1-0 FC4-6 2-3 1B		B CU 70 B CU 70 B SI 85 C SI 84 X SI 85 3-1 ③ FC6-4 1-2f			4	0	1	0	0	0	3
Mark Kotsay, L (1, 8) OBP: 0.346, SLG: 0.431	C SI 86 B CU 75 S FC 76 X CU 72 1-2 ② G3		B FC 80 C SI 88 B FC 80 B SI 85 D FC 80 4-1 10 PB BB		C SI 83 B SI 83 F SI 87 B FC 80 X SI 85 2-2 ③ FC4-6 1-2f			B FF 93 F FF 92 F SL 82 C SL 84 1-3 ① K		3	0	0	0	1	1	2
10 Chipper Jones, S (1, 5) OBP: 0.460, SLG: 0.577	C FC 76 B CU 71 X 1-1 ③ G6-3		B SI 85 S FC 78 B FF 84 F FC 78 X FF 86 2-2 ③ P3 1-2 2-3			C CH 76 B SI 85 B SI 85 C SI 85 B FC 77 X CH 76 3-2 ① G2-3		F FF 92 B CH 86 C FF 90 B CH 84 X FF 93 2-2 16 1B 1B		4	0	1	0	0	0	2
4 Omar Infante, R (1, 7) OBP: 0.355, SLG: 0.457		B SI 87 B CH 74 F SI 86 X SI 86 2-1 E8		S CH 74 C CU 73 F CH 75 B CU 73 B SI 85 B CU 72 X SI 86 3-2 ① F7		C CH 70 X CH 75 0-1 16 L3 1B		B FF 93 C FF 92 S FF 89 D CU 78 F SL 84 S CU 78 2-3 ② K		4	0	1	0	0	1	1
16 Brian McCann, L (1, 2) OBP: 0.378, SLG: 0.546		F SI 84 F FC 77 B CU 72 S FC 78 1-3 ① K		B CU 72 C CU 71 X FC 79 1-1 ② F7		B SI 83 X SI 84 1-0 ②③ L3 1-1		C FF 92 S FF 93 B CH 85 B CH 84 B SL 82 F FF 93 X FF 92 3-2 1-3 1B		4	0	1	0	0	1	2
7 Jeff Francoeur, R (1, 9) OBP: 0.289, SLG: 0.356		S SI 85 X CH 73 0-1 ② F9		B CH 75 X 1-0 ③ G6-3			S CH 69 B CU 71 B FF 83 C CH 70 B CU 72 F CH 75 F FF 85 X FC 76 3-2 2B	S CU 77 X CU 79 0-1 ③ F7		4	0	1	0	0	0	3
22 Casey Kotchman, L (1, 3) OBP: 0.314, SLG: 0.411		C SI 86 B SI 82 C SI 87 F SI 86 B FC 80 T FF 87 2-2 ③ K			X FC 77 0-0 ① L3		C FF 87 B SI 83 B FC 80 F SI 82 X FC 78 2-2 ① P3		C SI 88 B CH 79 B FF 88 F FF 89 S SL 77 2-3 ① K	4	0	0	0	0	2	2
14 Martin Prado, R (1, 4) OBP: 0.375, SLG: 0.490			C SI 86 B CU 71 F FC 76 X SI 85 1-2 10 PB 57 SH2-4 1B		B SI 86 C SI 85 B CH 76 C SI 86 B CU 73 C CU 72 3-3 ② K		F CH 77 B CH 76 C SI 85 F SI 86 X CH 74 1-2 ② F9		B FF 90 C FF 89 C FF 89 S SL 77 1-3 ② K	4	0	1	0	0	2	1
57 Jorge Campillo, R (1, 1) OBP: 0.200, SLG: 0.206 Will Ohman, L (7, 1) Greg Norton, S (7, PH) OBP: 0.353, SLG: 0.396 56 Blaine Boyer, R (8, 1) Vladimir Nunez, R (9, 1) 2 Kelly Johnson, L (9, PH) OBP: 0.334, SLG: 0.411			X SI 83 0-0 ① SH2-4 1-2		B SI 88 X SI 86 1-0 19 1B 2B		B CH 73 B CH 75 C SI 85 B SI 85 S CH 74 B FF 84 4-2 19 FC6-4 BB		B FF 90 C SI 88 X SI 89 1-1 ③ F8	1 0 0 0 0 0 1	0 0 0 0 0 0 0	1 0 0 0 0 0 0	0 0 0 0 0 0 0	0 0 1 0 0 0 0	0 0 0 0 0 0 0	0 0 0 0 0 0 0
Inning Stats	R: 0 E: 0 K: 0 S: 6 H: 0 LOB: 0 BB: 0 P: 9	R: 0 E: 1 K: 2 S: 11 H: 0 LOB: 1 BB: 0 P: 16	R: 0 E: 0 K: 0 S: 10 H: 1 LOB: 2 BB: 1 P: 18	R: 0 E: 0 K: 0 S: 7 H: 0 LOB: 0 BB: 0 P: 12	R: 0 E: 0 K: 1 S: 9 H: 2 LOB: 2 BB: 0 P: 16	R: 0 E: 0 K: 0 S: 6 H: 1 LOB: 0 BB: 0 P: 10	R: 0 E: 0 K: 0 S: 16 H: 1 LOB: 2 BB: 1 P: 29	R: 0 E: 0 K: 2 S: 16 H: 2 LOB: 2 BB: 0 P: 24	R: 0 E: 0 K: 2 S: 8 H: 0 LOB: 0 BB: 0 P: 12	1B: 5 2B: 3 3B: 0 HR: 0	SF: 0 SAC: 1 DP: 1 HBP: 0						

PITCHER		IP	WLS	BF	H	R	ER	SO	BB	IBB	HBP	BLK	WP	HR	S	P	ERA	WHIP
75 Barry Zito, L ERA: 5.43	(1, 1)	7.0	W	28	5	0	0	3	2	0	0	0	0	0	65	110	0.00	1.000
22 Keiichi Yabu, R ERA: 3.61	(8, 1)	1.0		5	2	0	0	2	0	0	0	0	0	0	16	24	0.00	2.000
54 Sergio Romo, R ERA: 4.15	(9, 1)	1.0		3	0	0	0	2	0	0	0	0	0	0	8	12	0.00	0.000

PITCHER	IP	WLS	BF	H	R	ER	SO	BB	IBB	HBP	BLK	WP	HR	S	P	ERA	WHIP

BOTTOM

San Francisco Giants @ Atlanta Braves

Turner Field, Atlanta, GA

Mon Aug 18 2008, 4:30 PM EDT

Att. 18,113 - Partly Cloudy - 86 F

livebaseballscorecards.com

AB	33
R	0
H	7
RBI	0
BB	2
SO	7
LOB	16

Batter	1	2	3	4	5	6	7	8	9	AB	R	H	RBI	BB	SO	LOB
1 Grégor Blanco, L (1, 8) OBP: 0.372, SLG: 0.313	C FF 91 B FF 93 B FF 93 B FF 92 B FF 92 4-1 19 SH3 BB		B FF 91 B FF 92 C FF 92 B FF 92 B FF 92 4-1 19 10 1B BB	X FF 91 0-0 ③ L7			B FF 90 B FF 90 X FF 91 2-0 ① F7	F CH 85 B CH 83 B SI 95 C SI 93 B SI 95 X CH 83 3-2 ③ P5		3	1	0	0	2	0	2
19 Yunel Escobar, R (1, 6) OBP: 0.356, SLG: 0.382	B FF 91 X FF 93 1-0 ① SH3 1-2		D SL 76 B FF 91 C FF 90 B FF 89 1 SAFE F FF 92 X FF 91 3-2 4 1B 10 1B 16 G4-3 1-2 1B		X FF 91 0-0 ① F8		B SL 79 F SL 77 C FF 93 B SL 81 X FF 92 2-2 3B		X SI 88 0-0 ① F9	4	1	2	0	0	0	0
10 Chipper Jones, S (1, 5) OBP: 0.464, SLG: 0.578	B FF 93 D SL 80 T FF 91 F FF 93 F FF 94 B SL 79 B SL 79 4-2 BB		C FF 92 D SL 79 X FF 91 1-1 16 G4-3 4 1B 7 SF9 1-2 2-H 1B		X FF 91 0-0 4 FC6-4 1B		I IN 73 I IN 78 I IN 78 I IN 77 4-0 IBB		C SI 88 B FF 88 C SL 79 B SI 88 F SI 88 X SI 89 2-2 ② F8	3	1	2	1	2	0	0
4 Omar Infante, R (1, 7) OBP: 0.356, SLG: 0.455	F FF 93 C FF 93 F FF 94 S SL 79 0-3 ② K		F CU 65 F FF 94 X SL 80 0-2 7 SF9 16 G4-3 1-2 2-3 1B		C FF 90 B FF 91 S SL 78 X FF 91 1-2 ② FC6-4 1-2f		B SI 92 F SI 92 B FF 92 X SI 93 2-1 ② P4		C SI 88 F SL 80 B SI 88 F SL 80 B SI 88 X SI 88 2-2 1B	5	0	2	0	0	1	5
16 Brian McCann, L (1, 2) OBP: 0.374, SLG: 0.539	B SL 78 C FF 94 C SL 79 B SL 82 X FF 92 2-2 ③ F8		X FF 91 0-0 ① G4-3 1-2 2-3 3-H		D FF 91 X FF 91 1-0 ③ P2		B SL 86 B SL 87 C FF 92 X FF 92 2-1 ③ F7		X SI 88 0-0 ③ F8	5	0	0	1	0	0	8
7 Jeff Francoeur, R (1, 9) OBP: 0.287, SLG: 0.354		C SL 76 F SL 79 B SL 78 C FF 92 1-3 ① K	F SL 81 X FF 92 0-1 ② SF9 2-3 3-H			C FF 91 C CH 80 X SL 80 0-2 ① P6		C CU 81 X CU 81 0-1 ① G5-3		3	0	0	1	0	1	0
22 Casey Kotchman, L (1, 3) OBP: 0.315, SLG: 0.411		B FF 92 C FF 92 B FF 93 F FF 92 S SL 80 2-3 ② K	D CU 65 C FF 92 F FF 92 B FF 93 X SL 81 2-2 ③ G4-3			B SL 80 F SL 78 B FF 93 F FF 93 B FF 95 B SL 79 4-2 BB		X CH 83 0-0 30 BB 1B		3	0	1	0	1	1	1
14 Martín Prado, R (1, 4) OBP: 0.379, SLG: 0.510		B FF 92 X FF 93 1-0 3B	C SL 77 B SL 78 S SL 80 F SL 79 B FF 93 B SL 79 X FF 93 3-2 37 B5-6-4 1B			F FF 92 B FF 91 F FF 90 F FF 90 X FF 92 1-2 ② P6		C SI 94 1 SAFE B SI 92 B CH 84 X SI 94 2-1 ② F9		4	0	2	0	0	0	2
37 Jo-Jo Reyes, L (1, 1) OBP: 0.043, SLG: 0.087 30 Jeff Bennett, R (7, 1) OBP: 0.364, SLG: 0.333 Will Ohman, L (8, 1) Julian Tavarez, L (8, 1) 51 Michael Gonzalez, R (8, 1)		B FF 92 B FF 92 C FF 92 X FF 92 2-1 ③ G6-3	B FF 90 C FF 88 B FF 89 C FF 87 B FF 90 X FF 90 3-2 ① ② B5-6-4 1-2f			F FF 90 C FF 92 X FF 91 0-2 ③ G1-6-3		C SI 93 B CH 83 F SI 94 B CH 82 B SI 94 F SI 94 B SI 93 4-2 1-2 BB		3 0 0 0 0	0 0 0 0 0	0 0 0 0 0	0 1 0 0 0	0 0 0 0 0	0 0 0 0 0	3 0 0 0 0
Inning Stats	R: 0 E: 0 K: 1 S: 12 H: 0 LOB: 2 BB: 2 P: 23	R: 0 E: 0 K: 2 S: 9 H: 1 LOB: 1 BB: 0 P: 15	R: 3 E: 0 K: 0 S: 15 H: 3 LOB: 1 BB: 1 P: 25	R: 0 E: 0 K: 0 S: 8 H: 1 LOB: 0 BB: 0 P: 14	R: 0 E: 0 K: 0 S: 6 H: 1 LOB: 1 BB: 0 P: 8	R: 0 E: 0 K: 0 S: 12 H: 0 LOB: 1 BB: 1 P: 17	R: 0 E: 0 K: 0 S: 8 H: 1 LOB: 2 BB: 1 P: 20	R: 0 E: 0 K: 0 S: 11 H: 1 LOB: 2 BB: 1 P: 20	R: 0 E: 0 K: 0 S: 10 H: 1 LOB: 1 BB: 0 P: 14	1B: 7 2B: 0 3B: 2 HR: 0 SF: 1 SAC: 1 DP: 1 HBP: 0						

PITCHER		IP	WLS	BF	H	R	ER	SO	BB	IBB	HBP	BLK	WP	HR	S	P	ERA	WHIP
Oliver Pérez, L ERA: 3.93	(1, 1)	6.1		30	7	3	3	3	4	1	0	0	0	0	66	114	4.26	1.737
Luis Ayala, R ERA: 5.71	(7, 1)	0.2		2	0	0	0	0	0	0	0	0	0	0	4	8	0.00	0.000
Aaron Heilman, R ERA: 5.48	(8, 1)	1.0	W	5	1	0	0	0	1	0	0	0	0	0	11	20	0.00	2.000
Scott Schoeneweis, L ERA: 2.98	(9, 1)	1.0		4	1	0	0	0	0	0	0	0	0	0	10	14	0.00	1.000

PITCHER	IP	WLS	BF	H	R	ER	SO	BB	IBB	HBP	BLK	WP	HR	S	P	ERA	WHIP

TOP

Atlanta Braves @ New York Mets

Shea Stadium, Flushing, NY

Tue Aug 19 2008, 7:10 PM EDT

Att. 50,589 - Partly Cloudy - 75 F

livebaseballscorecards.com

AB	33
R	3
H	9
RBI	3
BB	6
SO	3
LOB	21

WP: 0 PA: 41
PB: 0
SB: 0
CS: 0

Atlanta Braves @ New York Mets

Shea Stadium, Flushing, NY

Tue Aug 19 2008, 7:10 PM EDT

Att. 50,589 - Partly Cloudy - 75 F

BOTTOM

Batter	1	2	3	4	5	6	7	8	9	AB	R	H	RBI	BB	SO	LOB
7 José Reyes, S (1, 6) OBP: 0.363, SLG: 0.488	B FF 91 B FF 90 B FF 90 C FF 90 B FF 91 4-1 6 1B 5 SF9 BB	B SI 93 B CH 83 B FF 92 C FF 92 C FF 91 F FF 92 F CH 84 F FF 92 D SI 93 4-2 6 G4-6-3 1-2 BB			C CU 71 X CH 82 0-1 ② P6			C SI 92 S SL 86 B SI 94 B SI 94 X SI 94 2-2 ① G4-3 3 SL 76 I IN 85 I IN 66 4-0 IBB		2	1	0	0	3	0	0
6 Nick Evans, R (1, 7) OBP: 0.313, SLG: 0.382 Endy Chavez, L (8, PR) OBP: 0.312, SLG: 0.336 (9, 9)	1 SAFE B CU 71 B FF 92 B FF 91 C FF 91 F FF 92 F FF 93 X FF 92 3-2 15 1B 17 2B 1-3 1B	C SL 82 X SL 83 0-1 ②③ G4-6-3 1-2f			C FF 92 B SI 91 B CU 79 B CH 83 X FF 92 3-1 1B			C SL 85 C SI 93 B SI 96 B SI 96 X SI 83 4-2 15 1B 6 BB 21 2B BB B FF 94 I SL 85 X SL 82 1-1 ③ G4-3		3 1	1 1	2 0	0 0	1 0	0 0	2 3
5 David Wright, R (1, 5) OBP: 0.383, SLG: 0.511	B FF 92 C FF 92 X SL 82 1-1 ① SF9 3-H	C CU 70 B SI 91 S SL 79 S FF 92 1-3 ① K			B SI 92 C SI 92 F FF 92 F CU 74 D CH 82 F SI 93 S SL 80 2-3 ③ K			B SI 94 S SL 86 B SI 93 B SI 93 B SI 93 4-1 15 1B 21 2B 1-2 BB		2	1	0	1	1	2	1
15 Carlos Beltrán, S (1, 8) OBP: 0.367, SLG: 0.467	C FF 92 X SI 91 0-1 17 2B 1-2 1B	C FF 92 B FF 92 B CH 82 S CH 82 X SL 81 2-2 ② G3				B SI 91 X CU 79 1-0 ① F8		B SI 94 C SI 94 S SL 85 B SI 94 X SI 93 2-2 21 2B 1B 1-2 2-3 1B		4	1	2	0	0	0	0
21 Carlos Delgado, L (1, 3) OBP: 0.341, SLG: 0.484	F SI 92 C SL 81 S SL 82 0-3 ② K	F FF 92 C SI 93 B SI 93 X SL 84 1-2 ③ G4-3				C CU 71 B SL 82 F SI 92 F FF 93 X SL 82 1-2 ② G4-3		F FF 91 X FF 91 0-1 1B 1-3 2-H 3-H 2B		4	1	1	2	0	1	2
17 Fernando Tatis, R (1, 9) OBP: 0.359, SLG: 0.489 (9, 7)	B CU 71 F CH 83 X SI 92 1-1 1-3 2-H 2B	B CU 72 X FF 92 1-0 ① G6-3				C SI 91 B SI 91 F CH 82 X SI 92 1-2 ③ G4-3		I I I 4-0 1B 11 2B IBB		3	1	1	1	1	0	0
Damion Easley, R (1, 4) OBP: 0.313, SLG: 0.348	B SI 92 B SL 81 C CH 84 X FF 92 2-1 ③ G6-3	C FF 92 B SL 82 B SL 83 C FF 93 C SL 83 2-3 ② K					C SI 92 X SL 87 0-1 ① L8	F SI 90 X SI 91 0-1 11 2B 1-2 2-H 3-H 1B		4	0	1	2	0	1	2
11 Ramon Castro, R (1, 2) OBP: 0.336, SLG: 0.492		B FF 91 C FF 90 B CH 82 B CH 81 S FF 92 F FF 93 B CH 83 4-2 FC1-6 BB		F SI 93 B SI 92 S FF 92 B SI 94 B FF 93 X FF 93 3-2 ③ F9			B SI 95 B SI 93 C SI 93 C SL 85 X SI 93 2-2 ② L4	C FC 81 C SI 91 B SI 91 X SL 80 1-2 1-3 2-H 2B		3	0	1	1	1	0	0
Oliver Pérez, L (1, 1) OBP: 0.182, SLG: 0.146 Luis Ayala, R (7, 1) 28 Daniel Murphy, L (7, PH) OBP: 0.510, SLG: 0.651 Aaron Heilman, R (8, 1) 4 Argenis Reyes, S (8, PH) OBP: 0.306, SLG: 0.309 Scott Schoeneweis, L (9, 1)		X FF 92 0-0 ① FC1-6 7 BB 1-2f	C FF 91 B SL 80 F FF 91 B SL 81 C FF 93 2-3 ① K				X SI 94 0-0 ③ G6-3	F FF 93 B FF 93 F SL 77 F FF 93 F SL 82 F SL 83 B FF 94 F SL 82 X CH 82 2-2 ② L6		2 0 0 1 0 0 1 0	0 0 0 0 0 0 0 0	0 0 0 0 0 0 0 0	0 0 0 0 0 0 0 0	1 0 0 0 0 0 0 3	1 0 0 0 0 0 0 0
Inning Stats	R: 2 E: 0 K: 1 S: 16 H: 3 LOB: 2 BB: 1 P: 27	R: 0 E: 0 K: 0 S: 11 H: 0 LOB: 1 BB: 2 P: 19	R: 0 E: 0 K: 1 S: 9 H: 0 LOB: 0 BB: 0 P: 13	R: 0 E: 0 K: 1 S: 7 H: 0 LOB: 0 BB: 0 P: 13	R: 0 E: 0 K: 2 S: 12 H: 1 LOB: 1 BB: 0 P: 19	R: 0 E: 0 K: 0 S: 8 H: 0 LOB: 0 BB: 0 P: 11	R: 0 E: 0 K: 0 S: 6 H: 0 LOB: 0 BB: 0 P: 8	R: 5 E: 0 K: 0 S: 25 H: 4 LOB: 3 BB: 4 P: 49		1B: 5 2B: 3 3B: 0 HR: 0 SF: 1 SAC: 0 DP: 1 HBP: 0					WP: 0 PB: 0 SB: 0 CS: 0 PA: 38	

livebaseballscorecards.com

AB	30
R	7
H	8
RBI	7
BB	7
SO	5
LOB	14

PITCHER		IP	WLS	BF	H	R	ER	SO	BB	IBB	HBP	BLK	WP	HR	S	P	ERA	WHIP
37 Jo-Jo Reyes, L ERA: 5.18	(1, 1)	6.0		24	4	2	2	5	3	0	0	0	0	0	63	102	3.00	1.167
30 Jeff Bennett, R ERA: 4.36	(7, 1)	1.1	L	7	1	3	3	0	2	0	0	0	0	0	15	29	20.25	2.250
Will Ohman, L ERA: 3.22	(8, 1)	0.0	B	2	1	0	0	0	0	1	0	0	0	0	2	6	∞	∞
Julian Tavarez, R ERA: 5.0	(8, 1)	0.0		2	2	2	2	0	0	0	0	0	0	0	5	6	∞	∞
51 Michael Gonzalez, L ERA: 3.79	(8, 1)	0.2		3	0	0	0	0	0	1	0	0	0	0	9	16	0.00	0.000

PITCHER	IP	WLS	BF	H	R	ER	SO	BB	IBB	HBP	BLK	WP	HR	S	P	ERA	WHIP

Batter	1	2	3	4	5	6	7	8	9	AB	R	H	RBI	BB	SO	LOB
1 Grégor Blanco, L (1, 7) OBP: 0.373, SLG: 0.315	C FF 91 F SI 92 B FF 93 B SL 84 B SI 93 F FF 94 F FF 94 X FF 94 3-2 ① G4-3		B SI 92 B FF 93 F SI 91 C SI 95 B SI 94 X SI 95 3-2 2-H 1B			X FF 93 0-0 10 BB 19 BB 16 G4-6-3 1B		B FF 92 C FF 92 F SI 91 B FF 93 C SI 92 2-3 ② K		4	1	2	1	0	1	0
19 Yunel Escobar, R (1, 6) OBP: 0.355, SLG: 0.379	B SL 84 X SI 93 1-0 ② G6-3		X FF 94 0-0 ③ G3-1			B SI 89 L FF 92 B SI 92 B FF 93 B FF 92 4-1 16 G4-6-3 10 BB 1-2 WP BB		X SL 84 0-0 ③ F8		3	1	0	0	1	0	1
10 Chipper Jones, S (1, 5) OBP: 0.462, SLG: 0.573	B FF 95 F FF 93 B FF 94 B FF 93 F FF 94 S SI 94 3-3 ③ K			S SI 91 B FF 91 F SI 93 B SL 84 X FF 94 2-2 ① F7		B SI 93 B SI 92 B SI 94 C FF 92 B FF 93 4-1 16 G4-6-3 1-2 2-3 BB			B FF 92 B SI 90 B FF 90 C FF 91 F FF 90 C FF 93 3-3 ① K	3	0	0	0	1	2	0
16 Brian McCann, L (1, 2) OBP: 0.371, SLG: 0.533		B FF 92 C SI 90 B SI 90 X FF 92 2-1 ① F7		B FS 82 B FF 93 X SI 93 2-0 ② G4-3		C SI 93 X SI 92 0-1 ①② G4-6-3 1-2f 2-3 3-H			X FF 93 0-0 ② L7	4	0	0	0	0	0	2
Mark Kotsay, L (1, 8) OBP: 0.344, SLG: 0.427		B SI 91 B FF 93 X FF 92 2-0 ② P5		C FF 92 B SI 93 C SI 92 B SL 85 B SI 94 B FF 94 4-2 BB		C SI 93 B SI 93 B FS 84 X SI 93 2-1 ③ L7 3-H			B FF 94 F FF 94 B SI 93 X SI 94 2-1 ③ F7	3	0	0	0	1	0	0
Greg Norton, S (1, 3) OBP: 0.348, SLG: 0.389		C SI 93 X FS 82 0-1 ③ P4		C FF 92 C FF 94 B SI 93 B SL 86 X FF 95 2-2 ③ F7			X SI 89 0-0 ① G4-3			3	0	0	0	0	0	1
7 Jeff Francoeur, R (1, 9) OBP: 0.287, SLG: 0.354			B FF 93 X SI 90 1-0 49 SH1-4 1 1B 1B		F FF 92 X SL 83 0-1 ① L9		B SI 92 B FF 92 F FF 93 X SI 91 2-1 ② F7			3	1	1	0	0	0	0
2 Kelly Johnson, L (1, 4) OBP: 0.332, SLG: 0.408			C FF 92 X SI 89 0-1 ① F8		C FF 92 B FS 83 S FS 83 B FF 93 X SI 93 2-2 ② G5-3		X FF 94 0-0 ③ F7			3	0	0	0	0	0	1
49 Jair Jurrjens, R (1, 1) OBP: 0.200, SLG: 0.143 38 Buddy Carlyle, L (6, 1) OBP: 0.333, SLG: 0.250 Will Ohman, L (7, 1) 4 Omar Infante, R (8, PH) OBP: 0.355, SLG: 0.453 56 Blaine Boyer, R (8, 1)			L FF 91 X SI 90 0-1 ② SH1-4 1-2		C FF 94 X FF 93 0-1 ③ F9			C FF 93 X SL 83 0-1 ① P6		1 0 0 1 0	0 0 0 0 0	0 0 0 0 0	0 0 0 0 0	0 0 0 0 0	0 0 0 0 0	0 0 0 0 0
Inning Stats	R: 0 E: 0 K: 1 S: 9 H: 0 LOB: 0 BB: 0 P: 16	R: 0 E: 0 K: 0 S: 5 H: 0 LOB: 0 BB: 0 P: 9	R: 1 E: 0 K: 0 S: 9 H: 2 LOB: 1 BB: 0 P: 13	R: 0 E: 0 K: 0 S: 9 H: 0 LOB: 1 BB: 1 P: 19	R: 0 E: 0 K: 0 S: 7 H: 0 LOB: 0 BB: 0 P: 9	R: 2 E: 0 K: 0 S: 7 H: 1 LOB: 0 BB: 2 P: 17	R: 0 E: 0 K: 0 S: 4 H: 0 LOB: 0 BB: 0 P: 6	R: 0 E: 0 K: 1 S: 6 H: 0 LOB: 0 BB: 0 P: 8	R: 0 E: 0 K: 1 S: 6 H: 0 LOB: 0 BB: 0 P: 11	1B: 3 2B: 0 3B: 0 HR: 0	SF: 0 SAC: 1 DP: 1 HBP: 0					

PITCHER	IP	WLS	BF	H	R	ER	SO	BB	IBB	HBP	BLK	WP	HR	S	P	ERA	WHIP
34 Mike Pelfrey, R (1, 1) ERA: 3.86	9.0	W	32	3	3	3	3	3	0	0	0	1	0	62	108	3.00	0.667

PITCHER	IP	WLS	BF	H	R	ER	SO	BB	IBB	HBP	BLK	WP	HR	S	P	ERA	WHIP

TOP

Atlanta Braves @ New York Mets

Shea Stadium, Flushing, NY

Wed Aug 20 2008, 7:10 PM EDT
Att. 50,178 - Partly Cloudy - 73 F

livebaseballscorecards.com

AB	28
R	3
H	3
RBI	1
BB	3
SO	3
LOB	5

1B: 3	SF: 0	WP: 1	PA: 32
2B: 0	SAC: 1	PB: 0	
3B: 0	DP: 1	SB: 0	
HR: 0	HBP: 0	CS: 0	

Atlanta Braves @ New York Mets

Shea Stadium, Flushing, NY

Wed Aug 20 2008, 7:10 PM EDT

Att. 50,178 - Partly Cloudy - 73 F

livebaseballscorecards.com

BOTTOM

Batter	1	2	3	4	5	6	7	8	9	AB	R	H	RBI	BB	SO	LOB
7 José Reyes, S (1, 6) OBP: 0.361, SLG: 0.484	G6-3 FC6			X SL 80 0-0 ② F9			X SI 90 0-0 ① L7			4	0	0	0	0	0	2
4 Argenis Reyes, S (1, 4) OBP: 0.303, SLG: 0.306	C FF 90 F CH 83 B SI 92 F SI 92 B FF 92 B CH 84 X SI 92 3-2 15 BB 5 S 28 1B 1B	B FF 90 F FF 90 X CH 84 1-1 ① G4-3		C FF 91 F SI 92 B SL 80 F SL 78 X CH 84 1-2 ③ G1-3			C SI 90 B CH 81 F FF 90 B FF 92 F FF 89 F FF 91 F SL 85 F FF 91 3-2 ② B SL 87 X FF 90 F7			4	1	1	0	0	0	0
5 David Wright, R (1, 5) OBP: 0.384, SLG: 0.516	D SL 80 F CH 84 B FF 91 X CH 84 2-1 ② G5-3 1-2	X SL 80 0-0 ② P3			C SI 91 B FF 90 X SI 89 1-1 HR		B FF 90 B CU 77 B FF 90 B FF 89 4-0 BB			3	1	1	1	1	0	1
21 Carlos Delgado, L (1, 3) OBP: 0.342, SLG: 0.482	B CH 84 B FF 92 B CH 84 C SI 91 B CH 85 4-1 15 BB 28 1B BB	C SI 91 B SI 92 B CH 85 X CH 85 2-1 ③ F7			B CH 83 B CH 82 B SI 90 B FF 91 4-0 28 L3 BB		1 SAFE X FF 90 0-0 ③ G4-3			2	1	0	0	2	0	1
15 Carlos Beltrán, S (1, 8) OBP: 0.366, SLG: 0.464	C FF 92 B SI 93 B SI 92 B SI 92 D CH 85 4-1 28 1B 17 1B 1-2 2-3 BB	C SI 90 X SI 91 0-1 ① G1-3			X SI 90 0-0 ① P4			B SI 94 X CH 86 1-0 ① G4-3		3	1	0	0	1	0	1
28 Daniel Murphy, L (1, 7) OBP: 0.491, SLG: 0.617 Endy Chavez, L (9, 9) OBP: 0.312, SLG: 0.336	C FF 92 B SI 91 F FF 92 F SI 94 B CH 85 F FF 93 X SI 93 2-2 17 1B 17 E 1-3 2-H 3-H 1B	B SI 90 B FF 91 C FF 89 X CH 84 2-1 ② G6-3			S CH 84 B FF 91 B CH 84 B CH 82 X SI 90 3-1 ② ③ L3 1-1			B FF 94 C FF 94 C CU 76 S CU 78 1-3 ② K		4 0	1 0	1 0	2 0	0 0	1 0	1 0
17 Fernando Tatis, R (1, 9) OBP: 0.361, SLG: 0.489 (9, 7)	1 SAFE X CH 85 0-0 E5 23 E 34 1B 1-H 3-H 1B	B SI 93 S CH 84 B SI 92 C SL 81 X FF 92 2-2 23 FC4-6 1B				F FF 89 B FF 89 S CU 76 X FF 91 1-2 ① F9		B FF 94 S FF 95 B FF 94 X FF 95 2-1 ③ F7		4	1	2	1	0	0	0
23 Brian Schneider, L (1, 2) OBP: 0.349, SLG: 0.328	1 SAFE B CH 83 B SI 91 F FF 92 B SI 92 F SI 92 X SI 92 3-2 E6 34 1B 1-3	1 SAFE 1 SAFE S CH 84 X SI 91 0-1 ③ FC4-6 1-2f					C FF 91 F FF 91 B CH 83 B FF 93 X CH 81 2-2 ② F7			3	0	0	0	0	0	2
34 Mike Pelfrey, R (1, 1) OBP: 0.149, SLG: 0.111	X FF 91 0-0 7 FC6 1-2 3-H 1B			C FF 89 C CH 82 B SL 79 X SI 91 1-2 ① G5-3			X FF 89 0-0 ③ G5-3			3	0	1	1	0	0	0

Inning Stats																								
	R: 5	H: 4	R: 0	H: 0	R: 0	H: 1	R: 0	H: 0	R: 1	H: 1	R: 0	H: 0	R: 0	H: 0	R: 0	H: 0	1B: 5	SF: 0	WP: 0	PA: 34				
	E: 2	LOB: 2	E: 0	LOB: 0	E: 0	LOB: 1	E: 0	LOB: 0	E: 0	LOB: 0	E: 0	LOB: 0	E: 0	LOB: 1	E: 0	LOB: 0	2B: 1	SAC: 0	PB: 0					
	K: 0	BB: 2	K: 0	BB: 0	K: 0	BB: 0	K: 0	BB: 0	K: 0	BB: 1	K: 0	BB: 0	K: 0	BB: 1	K: 1	BB: 0	3B: 0	DP: 1	SB: 1					
	S: 23	P: 44	S: 5	P: 8	S: 9	P: 13	S: 8	P: 10	S: 5	P: 13	S: 7	P: 10	S: 10	P: 17	S: 6	P: 10	HR: 1	HBP: 0	CS: 0					

PITCHER		IP	WLS	BF	H	R	ER	SO	BB	IBB	HBP	BLK	WP	HR	S	P	ERA	WHIP
49 Jair Jurrjens, R ERA: 3.28	(1, 1)	5.0	L	24	6	6	4	0	3	0	0	0	0	1	50	88	7.20	1.800
38 Buddy Carlyle, R ERA: 3.57	(6, 1)	1.2		6	0	0	0	0	1	0	0	0	0	0	16	26	0.00	0.600
Will Ohman, L ERA: 3.2	(7, 1)	0.1		1	0	0	0	0	0	0	0	0	0	0	1	1	0.00	0.000
56 Blaine Boyer, R ERA: 4.85	(8, 1)	1.0		3	0	0	0	1	0	0	0	0	0	0	6	10	0.00	0.000

PITCHER	IP	WLS	BF	H	R	ER	SO	BB	IBB	HBP	BLK	WP	HR	S	P	ERA	WHIP

AB	30
R	6
H	6
RBI	5
BB	4
SO	1
LOB	8

Batter	1	2	3	4	5	6	7	8	9	AB	R	H	RBI	BB	SO	LOB
19 Yunel Escobar, R (1, 6) OBP: 0.358, SLG: 0.391	X FF 84 0-0 HR		C CH 77 B FF 89 B FF 88 X CH 76 2-1 ③ G5-3			F CU 70 B SI 86 X CH 75 1-1 16 2B 2B		B CU 72 X FF 85 1-0 B2-6-4 1B		4	2	3	1	0	0	0
Mark Kotsay, L (1, 8) OBP: 0.340, SLG: 0.421	B SI 84 C SI 84 X CH 75 1-1 ① G1-3			B CU 68 B SI 82 C SI 83 B SI 85 X SI 83 3-1 ① F8		C SI 85 S CH 76 S CH 75 0-3 ② K		1 SAFE B SI 87 X SI 87 1-0 ① ② B2-6-4 1-2f		4	0	0	0	0	1	2
10 Chipper Jones, S (1, 5) OBP: 0.462, SLG: 0.570	C CU 69 B CU 70 S CH 74 B CH 75 F CH 75 B FF 87 X FF 87 3-2 ② G6-3			X CU 71 0-0 ② L8		B SI 85 B SI 86 C SI 86 B SI 88 B SI 87 4-1 16 2B BB		B CH 72 B SI 87 C CU 76 B SI 87 B CU 78 4-1 16 1B BB		2	1	0	0	2	0	0
16 Brian McCann, L (1, 2) OBP: 0.374, SLG: 0.538	C CU 70 X CU 71 0-1 ③ L3			C SI 83 X CH 78 0-1 1B		B SI 87 X CH 76 1-0 4 1B 1-H 2-H 2B		C CU 78 X SI 88 0-1 1-2 1B		4	1	3	2	0	0	0
4 Omar Infante, R (1, 7) OBP: 0.353, SLG: 0.450		B FF 83 B FF 83 F FF 85 S CH 74 S CH 74 2-3 ① K		C FF 85 X CU 72 0-1 ③ G1-3		B CU 73 C FF 88 F FF 88 B SI 91 F CU 75 B CU 73 X CU 74 3-2 2-H 1B		X SI 92 0-0 ③ F8		4	0	1	1	0	1	3
2 Kelly Johnson, L (1, 4) OBP: 0.331, SLG: 0.407		S CH 74 X CU 70 0-1 14 CS 1B	S CH 74 B CH 74 F CH 72 B FF 88 F FF 87 F CU 74 F FF 90 X CH 75 2-2 ① F8		B SI 85 C SI 86 X FF 89 1-1 ③ P5		B CH 86 C SI 93 F FF 94 X CH 88 1-2 ① G3		4	0	1	0	0	0	1
7 Jeff Francoeur, R (1, 9) OBP: 0.285, SLG: 0.351		B FF 85 B SI 87 X FF 87 2-0 ② F8	X CU 72 0-0 ② G5-3			F CU 70 F CU 69 X CU 73 0-2 ① G4-3		C SL 88 X SL 86 0-1 ② G1-3		4	0	0	0	0	0	1
14 Martín Prado, R (1, 3) OBP: 0.375, SLG: 0.500		B CU 70 1-0 ③ CS 1-2	B CH 73 F CH 74 S CH 72 B CU 73 X CU 70 2-2 ① G6-3		B CU 72 C CU 72 C FF 88 C FF 89 1-3 ③ K		C CH 74 B FF 86 B CH 73 F FF 88 B CU 72 C SI 89 3-3 ② K		X SL 84 0-0 1 PB 1B	4	0	1	0	0	2	0
Mike Hampton, R (1, 1) OBP: 0.308, SLG: 0.417 30 Jeff Bennett, R (7, 1) OBP: 0.364, SLG: 0.333 Will Ohman, L (7, 1) Julian Tavarez, L (7, 1) 1 Grégor Blanco, L (9, PH) OBP: 0.372, SLG: 0.314 Vladimir Nunez, R (9, 1)			C CU 69 B CU 72 B FF 87 F FF 88 C FF 89 2-3 ② K			C SI 82 X SI 85 0-1 ① G6-3	F FF 86 B FF 89 S FF 88 C FF 89 1-3 ③ K		B FF 92 1 SAFE B FF 93 S FF 91 F FF 92 X SI 91 2-2 ③ G4-3 1-2	3 0 0 0 1 0	0 0 0 0 0 0	0 0 0 0 0 0	0 0 0 0 0 0	2 0 0 0 0 0	0 0 0 0 1 0	0 0 0 0 1 0
Inning Stats	R: 1 E: 0 K: 0 S: 9 H: 1 LOB: 0 BB: 0 P: 13	R: 0 E: 0 K: 1 S: 6 H: 1 LOB: 0 BB: 0 P: 11	R: 0 E: 0 K: 1 S: 8 H: 0 LOB: 0 BB: 0 P: 14	R: 0 E: 0 K: 0 S: 7 H: 1 LOB: 1 BB: 0 P: 10	R: 0 E: 0 K: 1 S: 10 H: 0 LOB: 0 BB: 0 P: 13	R: 3 E: 0 K: 1 S: 15 H: 3 LOB: 1 BB: 1 P: 25	R: 0 E: 0 K: 2 S: 9 H: 0 LOB: 0 BB: 0 P: 13	R: 0 E: 0 K: 0 S: 6 H: 2 LOB: 2 BB: 1 P: 12	R: 0 E: 0 K: 0 S: 9 H: 1 LOB: 1 BB: 0 P: 12	1B: 6 2B: 2 3B: 0 HR: 1	SF: 0 SAC: 0 DP: 1 HBP: 0				WP: 0 PB: 1 SB: 0 CS: 1	PA: 37	

Atlanta Braves @ New York Mets

Shea Stadium, Flushing, NY

Thu Aug 21 2008, 7:10 PM EDT

Att. 51,952 - Clear - 75 F

TOP

livebaseballscorecards.com

AB	34
R	4
H	9
RBI	4
BB	2
SO	6
LOB	8

PITCHER		IP	WLS	BF	H	R	ER	SO	BB	IBB	HBP	BLK	WP	HR	S	P	ERA	WHIP
Pedro Martinez, R ERA: 4.97	(1, 1)	7.0		28	7	4	4	6	1	0	0	0	0	1	65	101	5.14	1.143
25 Pedro Feliciano, L ERA: 3.69	(8, 1)	0.2		3	1	0	0	0	1	0	0	0	0	0	4	9	0.00	3.000
Luis Ayala, R ERA: 5.58	(8, 1)	1.1	W	5	1	0	0	0	0	0	0	0	0	0	10	13	0.00	0.750

PITCHER	IP	WLS	BF	H	R	ER	SO	BB	IBB	HBP	BLK	WP	HR	S	P	ERA	WHIP

Atlanta Braves @ New York Mets

Shea Stadium, Flushing, NY

Thu Aug 21 2008, 7:10 PM EDT

Att. 51,952 - Clear - 75 F

livebaseballscorecards.com

BOTTOM

Batter	1	2	3	4	5	6	7	8	9	AB	R	H	RBI	BB	SO	LOB
7 José Reyes, S (1, 6) OBP: 0.360, SLG: 0.481	C FF 86 B SI 83 X SI 84 1-1 15 FC5-4 5 BB 21 1B 1B	D FC 86 C FF 90 F FC 86 B FF 90 X SI 83 2-2 ③ G6-3		C CU 74 X SI 86 0-1 ③ G5-3			B SL 86 X SI 93 1-0 ① G6-3	C CH 82 1 SAFE B SI 90 1 SAFE B SI 89 C SL 80 X SL 81 2-2 ③ F8		5	1	1	0	0	0	2
6 Nick Evans, R (1, 7) OBP: 0.307, SLG: 0.383	1 SAFE B FF 88 C SI 84 F FC 84 X CH 80 1-2 ① F7		C CU 74 B FF 88 B SI 82 F SI 82 B CU 76 C FF 88 3-3 ① K		C FF 88 C FF 90 B FC 85 B SI 85 X FC 86 2-2 ① F7		C SI 94 X SL 86 0-1 21 1B 21 E 2B		C SI 89 B SL 80 B SL 82 C SI 90 B SL 82 X SI 91 3-2 ① F9	5	1	1	0	0	1	1
5 David Wright, R (1, 5) OBP: 0.387, SLG: 0.528	B FF 89 B SI 84 B FF 89 C SI 84 B FC 86 4-1 15 FC5-4 1-2 BB		X SI 85 0-0 15 G5-3 21 1B 2B		B FF 89 B SI 83 B SI 85 C FF 88 X FF 90 3-1 HR		F SI 94 B SI 95 B SI 95 F SL 88 B SI 96 S SL 86 3-3 ② K		C SI 91 C FF 92 B SL 83 B SL 83 F FF 92 B SL 84 X FF 93 3-2 21 1B 2B	4	3	3	1	1	1	1
15 Carlos Beltrán, S (1, 8) OBP: 0.366, SLG: 0.461	B SI 83 F FC 86 C FF 89 B FC 86 X SI 83 2-2 ② FC5-4 21 1B 1-2f 2-3		F CU 76 X FC 84 0-1 ② G5-3 2-3		B CU 75 B SI 86 F FC 83 X CU 75 2-1 ② G5-3		B SI 94 D SL 84 B SL 88 B SI 94 4-0 21 E BB		I IN 82 I IN 81 I IN 82 I IN 82 4-0 21 1B IBB	3	0	0	0	2	0	3
21 Carlos Delgado, L (1, 3) OBP: 0.348, SLG: 0.489	C FC 87 F FF 86 F FF 90 B FC 86 X FC 86 1-2 17 FC6-4 1-2 3-H 1B		B FF 90 B FC 85 S SI 84 X SI 84 2-1 17 1B 3-H 1B		X SI 85 0-0 2B		B FF 90 B SL 80 C FF 90 F FF 90 X FF 91 2-2 E3 1-3 2-H 1B		B CH 86 C SI 92 X CH 85 1-1 1-2 2-H 1B	5	0	5	3	0	0	0
17 Fernando Tatis, R (1, 9) OBP: 0.360, SLG: 0.485 Luis Ayala, R (8, 1)	B SI 85 F FC 85 B FC 86 F FF 90 X SI 84 2-2 ③ FC6-4 1-2f		X SI 84 0-0 1-2 1B		B FF 89 B SI 82 S SI 83 S SI 82 X FF 91 2-2 ③ L4		B SI 92 S SL 83 X SL 82 1-1 ③ F7			4 0	0 0	1 0	0 0	0 0	0 0	5 0
Damion Easley, R (1, 4) OBP: 0.312, SLG: 0.347		B SI 81 X FF 87 1-0 SH1-3 1B	B FC 86 C FF 86 X SI 83 1-1 ③ G4-3			B SI 83 C CU 73 F SI 82 F CU 75 B FF 90 F SI 82 S FF 91 2-3 ① K		C SL 81 F CH 84 B SI 91 X SL 81 1-2 ① P3		4	0	1	0	0	1	2
11 Ramon Castro, R (1, 2) OBP: 0.326, SLG: 0.475		C FC 84 B SI 84 X CH 80 1-1 ① F9		B SI 82 C CU 74 B FF 89 F FF 90 X SI 81 2-2 ① G6-3		C FF 89 F SI 82 X FF 89 0-2 ② F8		B SI 91 B SI 92 F SI 90 B SI 92 C SI 90 X SI 92 3-2 ② G6-3	4	0	0	0	0	0	1
Pedro Martinez, R (1, 1) OBP: 0.138, SLG: 0.138 25 Pedro Feliciano, L (8, 1) Endy Chavez, L (8, 9) OBP: 0.314, SLG: 0.338		L FF 85 L SI 84 X FC 84 0-2 ② SH1-3 1-2		C FF 86 B SI 81 S FF 89 X FF 89 1-2 ② F9		B SI 82 X FF 87 1-0 ③ L9		B SL 81 B CH 85 C SI 90 C SI 90 B SL 79 F SI 90 X SI 88 3-2 1B	2 0 1	0 0 0	0 0 1	0 0 0	0 0 0	0 0 0	0 0 0
Inning Stats	R: 1 E: 0 K: 0 S: 16 H: 2 LOB: 2 BB: 1 P: 27	R: 0 E: 0 K: 0 S: 9 H: 1 LOB: 1 BB: 0 P: 13	R: 1 E: 0 K: 1 S: 11 H: 3 LOB: 2 BB: 0 P: 17	R: 0 E: 0 K: 0 S: 8 H: 0 LOB: 0 BB: 0 P: 11	R: 1 E: 0 K: 0 S: 11 H: 2 LOB: 1 BB: 0 P: 20	R: 0 E: 0 K: 1 S: 9 H: 0 LOB: 0 BB: 0 P: 12	R: 1 E: 1 K: 1 S: 11 H: 2 LOB: 2 BB: 1 P: 22	R: 0 E: 0 K: 0 S: 13 H: 1 LOB: 1 BB: 0 P: 22	R: 1 E: 0 K: 0 S: 9 H: 2 LOB: 2 BB: 1 P: 20	1B: 8 2B: 4 3B: 0 HR: 1 SF: 0 SAC: 1 DP: 0 HBP: 0						

	AB	37
	R	5
	H	13
	RBI	4
	BB	3
	SO	3
	LOB	15

PITCHER	IP	WLS	BF	H	R	ER	SO	BB	IBB	HBP	BLK	WP	HR	S	P	ERA	WHIP
Mike Hampton, L (1, 1) ERA: 6.47	6.0		27	8	3	3	2	1	0	0	0	0	1	64	100	4.50	1.500
30 Jeff Bennett, R (7, 1) ERA: 4.32	0.2	H	4	1	1	0	1	1	0	0	0	0	0	6	14	0.00	3.000
Will Ohman, L (7, 1) ERA: 3.2	0.0	B	1	1	0	0	0	0	0	0	0	0	0	3	5	∞	∞
Julian Tavarez, R (7, 1) ERA: 4.82	1.1		5	1	0	0	0	0	0	0	0	0	0	15	25	0.00	0.750
Vladimir Nunez, R (9, 1) ERA: 6.08	0.1	L	4	2	1	1	0	0	1	0	0	0	0	9	20	27.00	6.000

PITCHER	IP	WLS	BF	H	R	ER	SO	BB	IBB	HBP	BLK	WP	HR	S	P	ERA	WHIP

Batter	1	2	3	4	5	6	7	8	9	AB	R	H	RBI	BB	SO	LOB
1 Grégor Blanco, L (1, 9) (7, 8) OBP: 0.370, SLG: 0.313	B SI 91 C SI 90 F SI 92 B CU 76 X SI 92 2-2 ① G5-3		X SI 89 0-0 19 G5-4-3 1B		C CH 80 X CU 72 0-1 ③ G4-3			C SI 91 B CU 79 B SI 92 X SI 90 2-1 ① G5-3	F SI 93 F CU 79 B CU 78 S CU 79 1-3 ③ K	5	0	1	0	0	1	1
19 Yunel Escobar, R (1, 6) OBP: 0.359, SLG: 0.390	B SI 92 B SI 90 B SI 93 C SI 89 F SI 93 B FC 85 4-2 10 1B BB		X FC 84 0-0 ① ② G5-4-3 1-2f			B SI 89 B SI 90 X SI 86 2-0 ① G6-3		B SI 93 F SI 92 B SL 88 F SI 93 B SI 93 B FF 94 4-2 10 FC4-6 BB		2	0	0	0	2	0	1
10 Chipper Jones, S (1, 5) OBP: 0.460, SLG: 0.566	B SI 91 C SI 91 X CH 83 1-1 1-2 1B		C SI 91 C CU 73 X SI 93 0-2 ③ G4-3			B CU 73 C SI 92 F FC 85 C SI 92 1-3 ② K		B SI 91 X SI 90 1-0 ② FC4-6 5 FC5-4 1-2f		4	0	1	0	0	1	1
16 Brian McCann, L (1, 2) OBP: 0.373, SLG: 0.535 5 Clint Sammons, R (6, PH) (6, 2) OBP: 0.250, SLG: 0.300	F SI 92 X SI 92 0-1 ② F9			B SI 90 S CH 80 B CU 74 B SI 91 F SI 91 X SI 93 3-2 ① G3-1		B SI 89 B SI 88 C CH 85 F SI 90 F FC 84 B SI 91 X SI 89 3-2 ③ F9		X SI 92 0-0 ③ FC5-4 1-2f		2 2	0 0	0 0	0 0	0 0	0 0	2 1
4 Omar Infante, R (1, 7) OBP: 0.355, SLG: 0.455	X SI 92 0-0 ③ P2			C SI 91 X FC 84 0-1 G4-6-3 1B			C SI 92 F FF 89 F FF 91 X FF 91 0-2 ① F8		B SI 91 X SI 91 1-0 2 1B 2B	4	1	2	0	0	0	2
Mark Kotsay, L (1, 8) OBP: 0.337, SLG: 0.417 30 Jeff Bennett, R (7, 1) OBP: 0.364, SLG: 0.333 Julian Tavarez, L (8, 1) 7 Jeff Francoeur, R (9, PH) OBP: 0.284, SLG: 0.350		F SI 90 F CU 72 B CU 75 S FC 85 1-3 ① K		D CU 72 B SI 89 X SI 90 2-0 ② ③ G4-6-3 1-2f			B SI 91 B SI 91 X SI 92 2-0 ② G3		X SI 91 0-0 ① G1-3	3 0 0 1	0 0 0 0	0 0 0 0	0 0 0 0	1 0 0 0	1 0 0 1	1 0 0 1
14 Martín Prado, R (1, 3) OBP: 0.379, SLG: 0.500		X SI 90 0-0 1B			C FC 82 C FC 82 B CU 75 X CU 74 1-2 ① G6-3		B SI 92 C FF 92 X SL 88 1-1 2 1B 1B		C SI 92 X CU 79 0-1 ② P4	4	0	2	0	0	0	1
2 Kelly Johnson, L (1, 4) OBP: 0.333, SLG: 0.408		X SI 90 0-0 ② F7			B CH 80 F SI 92 C CH 81 B CU 75 C SI 92 2-3 ② K		X SI 91 0-0 1-2 1B		F SI 92 F FF 85 X FF 91 0-2 2-H 28 2B 1B	4	1	2	1	0	1	1
50 Charlie Morton, R (1, 1) OBP: 0.083, SLG: 0.167 Vladimir Nunez, R (2, 1) Greg Norton, S (5, PH) OBP: 0.351, SLG: 0.411 33 Matt DeSalvo, R (5, 1) 56 Blaine Boyer, R (6, 1) 28 Brandon Jones, L (7, PH) OBP: 0.322, SLG: 0.482 (7, 9)		S SI 89 B FC 84 S SI 90 S FC 84 1-3 ③ K			F SI 92 B CH 80 B CH 81 X SI 91 2-1 HR		X SI 90 0-0 ③ G3-1		C SI 90 B CU 78 B SI 90 F SI 90 B SI 93 X SI 91 3-2 1-H 2B	1 0 1 0 0 0 2	0 0 1 0 0 0 0	0 0 1 0 0 0 1	0 0 1 0 0 0 1	1 0 0 0 0 0 2	0 0 0 0 0 0 0	1 0 0 0 0 0 2

TOP

Atlanta Braves @ St. Louis Cardinals

Busch Stadium, St. Louis, MO

Fri Aug 22 2008, 7:15 PM CDT
Att. 43,926 - Partly Cloudy - 81 F

livebaseballscorecards.com

AB	35
R	3
H	10
RBI	3
BB	2
SO	5
LOB	15

Inning Stats	1	2	3	4	5	6	7	8	9	1B: 7 SF: 0	WP: 0 PA: 37
	R: 0 H: 1 E: 0 LOB: 2 K: 0 BB: 1 S: 10 P: 17	R: 0 H: 1 E: 0 LOB: 1 K: 2 BB: 0 S: 8 P: 10	R: 0 H: 1 E: 0 LOB: 0 K: 0 BB: 0 S: 5 P: 5	R: 0 H: 1 E: 0 LOB: 0 K: 0 BB: 0 S: 6 P: 11	R: 1 H: 1 E: 0 LOB: 0 K: 1 BB: 0 S: 10 P: 15	R: 0 H: 0 E: 0 LOB: 0 K: 1 BB: 0 S: 8 P: 14	R: 0 H: 2 E: 0 LOB: 2 K: 0 BB: 0 S: 9 P: 12	R: 0 H: 0 E: 0 LOB: 1 K: 0 BB: 1 S: 6 P: 13	R: 2 H: 3 E: 0 LOB: 1 K: 1 BB: 0 S: 13 P: 18	2B: 2 SAC: 0 3B: 0 DP: 2 HR: 1 HBP: 0	PB: 0 SB: 0 CS: 0

PITCHER	IP	WLS	BF	H	R	ER	SO	BB	IBB	HBP	BLK	WP	HR	S	P	ERA	WHIP
50 Adam Wainwright, R (1, 1) ERA: 3.04	6.0	W	22	5	1	1	4	1	0	0	0	0	1	47	72	1.50	1.000
35 Joel Pineiro, R (7, 1) ERA: 4.83	3.0	S	15	5	2	2	1	1	0	0	0	0	0	28	43	6.00	2.000

PITCHER	IP	WLS	BF	H	R	ER	SO	BB	IBB	HBP	BLK	WP	HR	S	P	ERA	WHIP

Batter	1	2	3	4	5	6	7	8	9	AB	R	H	RBI	BB	SO	LOB
55 Skip Schumaker, L (1, 8) OBP: 0.370, SLG: 0.425	C FF 93 B SI 91 B CU 76 X FF 93 2-1 G4-3 ①	F FF 93 B FF 93 X CU 75 1-1 47 BB, 5 2B, 1B 2-3 3-H	1 SAFE 1 SAFE C CH 85 P PO 88 1-1 CS ③ 1-2	C SL 80 B SL 79 B CH 84 B CH 84 C SI 92 F CH 85 B SI 93 4-2 47 1B, 5 1B, BB	X SI 92 0-0 5 BB, 47 1B, 24 1B, 1B 1-2 F FF 92 0-2 G6-4-3 ② F CH 85 X FF 92 1-2f	B CU 86 B SI 93 X SI 92 2-0 G3-1 ②	X SI 92 0-0 G4-3 ③	6	3	2	1	1	0	5
47 Ryan Ludwick, R (1, 9) OBP: 0.385, SLG: 0.611 Aaron Miles, S (6, PH) OBP: 0.349, SLG: 0.390 (7, 4)	F FF 94 B CH 82 C CU 77 B FF 94 B CH 80 F SI 91 B FF 94 4-2 24 F8, 5 1B, BB	B CH 82 B SI 92 F SI 91 B SI 92 B SL 83 4-1 5 2B, 8 BB, BB 1-2	1 SAFE S SL 84 C SL 83 X SI 93 0-2 5 1B, 24 SF8, 1B 1-3	C KC 74 B CH 78 F SL 84 X CH 78 1-2 5 BB, 24 1B, 1B 1-2 2-H	B SI 94 X FF 94 1-0 2B, 2B	C SI 94 F SL 88 X SL 89 0-2 G6-3 ③		2 2	3 1	2 1	1 1	2 0	0 0	0 0
5 Albert Pujols, R (1, 3) OBP: 0.461, SLG: 0.618 62 Joe Mather, R (6, PH) OBP: 0.310, SLG: 0.466 (7, 9)	B CU 77 C SI 91 D SL 83 C CH 81 X SI 90 2-2 8 BB, 1B 1-2	C FF 93 B SI 91 X SI 92 1-1 8 BB, 2B 1-3 2-H 3-H	B SI 93 C SL 86 B SL 85 1 SAFE X SI 93 2-1 8 2B, 1B 1-3 3-H	B FF 93 B KC 77 B FF 92 B SI 92 4-0 24 1B, 8 1B, BB 1-2 2-3	B SI 96 B CU 75 B FF 95 C SI 93 F SI 95 X CU 77 3-2 F8 ①		C SL 80 S SI 92 S CH 85 0-3 K ①	3 2	1 0	3 0	3 0	1 0	0 1	0 1
24 Rick Ankiel, L (1, 7) OBP: 0.349, SLG: 0.527 21 Jason LaRue, R (7, 2) OBP: 0.317, SLG: 0.402	B SI 92 X SI 93 1-0 F8 ② 2-3	I I I 4-0 8 BB, IBB	B SI 93 F SI 93 F CH 86 B SI 94 F SI 93 X SI 87 2-2 SF8 ① 3-H	F SI 92 B CH 78 S CH 78 F SI 92 X KC 77 1-2 8 1B, 4 1B, 1B 1-3 2-H 3-H	F CH 84 B SI 95 C SI 94 C SI 94 1-3 K ②		B SI 93 F SI 92 X CH 85 1-1 54 FC4-6, 1B	3 1	1 0	1 1	3 0	1 0	1 0	3 0
8 Troy Glaus, R (1, 5) OBP: 0.380, SLG: 0.489 54 Brian Barton, R (6, PH) OBP: 0.338, SLG: 0.365 (7, 7)	B SI 91 B FF 94 1 SAFE B CH 82 B FF 94 4-0 1-2 BB	F SI 92 B CU 77 B SI 91 B CH 82 B SI 93 4-1 L1-3 1-2 2-3 3-H BB	X SI 94 0-0 1-3 2B	X SI 92 0-0 4 50 1B, 1B 1-2 3-H	F SI 94 B SL 84 S SL 83 B CU 78 D CU 77 F FF 94 B FF 96 4-2 2B 4 1B, BB		C SI 92 F SI 92 B SI 93 F SI 86 F CH 85 B SI 91 X SL 81 2-2 FC4-6 ② 1B 4 1B 1-2f	2 1	1 2	2 0	2 0	2 1	0 0	0 1
Felipe Lopez, S (1, 4) OBP: 0.316, SLG: 0.329 (7, 5)	B SI 91 C SI 93 F CH 82 T FF 94 1-2 K ③	S SI 88 B SI 88 B SI 90 X SI 90 2-1 L1-3 ② ③ 1-1	F CH 86 F SI 94 X SI 92 0-2 P5 ②	F FF 92 C SI 92 S CH 79 0-3 K ①	C SI 95 B CH 86 F FF 95 B CU 77 X CU 76 2-2 4 1B, 2B 1-3 2-H		C FC 88 B SL 82 F FF 88 B SI 86 F FC 88 X SI 92 2-2 4 1B, 35 2B, 1B 1-3	6	2	2	1	0	2	10
4 Yadier Molina, R (1, 2) OBP: 0.353, SLG: 0.390 (7, 3)	B FF 93 B FF 93 F SI 92 X FF 93 2-1 SH5-4, 50 1B, 55 1B, 1B	X SL 80 0-0 P6 ①	I IN 82 I IN 83 I IN 83 4-0 IBB	B SL 86 F FF 92 F KC 77 X KC 79 1-2 50 1B, 1B, 1B 1-2 2-H	B SI 94 X SI 93 1-0 2-H 3-H 1B		B SI 93 C SI 87 B SL 82 C SI 93 X SI 92 2-2 35 2B, 1B 1-2 3-H	5	2	4	4	1	0	0
50 Adam Wainwright, R (1, 1) OBP: 0.277, SLG: 0.356 35 Joel Pineiro, R (7, 1) OBP: 0.170, SLG: 0.182	1 SAFE B SI 91 L FF 92 L SI 93 D CU 78 X FF 94 2-2 55 1B, SH5-4, 5 2B, 1B 1-2	F SI 89 C SL 81 X SL 82 0-2 CS ①	C SI 94 F SI 94 B SL 86 F SL 85 F SI 94 S SL 85 1-3 K ③	B FF 89 X SL 82 1-1 1B 1-2 2-H	S SI 96 S SI 95 C CU 79 0-3 K ③		C SL 82 F SI 92 F SI 93 B SI 92 F SL 82 X SI 91 1-2 1B 1-3 2-H	5 1	1 0	3 1	1 1	0 0	2 0	4 0
Cesar Izturis, S (1, 6) OBP: 0.322, SLG: 0.311	L SI 91 X FF 95 0-1 SH5-4 ① 1-2 2-3	B CH 84 C SI 91 B CH 85 S SI 91 F SL 82 X SI 92 2-2 55 CS ② 1-2		F FF 92 F FF 92 B FF 90 F CH 79 F SI 94 X SI 94 1-2 47 1B, 55 1B, 1B 3-2 55 G6-4-3 1-2 2-3		B SI 94 X SI 92 1-0 G4-3 ①	B FF 86 X FF 88 1-0 2-3 3-H	5	1	4	1	0	0	0
Inning Stats	R: 0 E: 0 K: 1 S: 12 H: 1 LOB: 3 BB: 2 P: 26	R: 4 E: 0 K: 0 S: 15 H: 4 LOB: 2 BB: 3 P: 35	R: 0 E: 0 K: 0 S: 10 H: 2 LOB: 0 BB: 0 P: 12	R: 2 E: 0 K: 1 S: 21 H: 3 LOB: 3 BB: 2 P: 34	R: 6 E: 0 K: 1 S: 29 H: 8 LOB: 2 BB: 1 P: 42	R: 3 E: 0 K: 2 S: 17 H: 3 LOB: 1 BB: 1 P: 29	R: 0 E: 0 K: 0 S: 5 H: 0 LOB: 0 BB: 0 P: 8	R: 3 E: 0 K: 1 S: 24 H: 5 LOB: 2 BB: 0 P: 33		1B: 21 2B: 6 3B: 0 HR: 0 SF: 1 SAC: 1 DP: 2 HBP: 0		WP: 0 PB: 0 SB: 0 CS: 2 PA: 56		

PITCHER		IP	WLS	BF	H	R	ER	SO	BB	IBB	HBP	BLK	WP	HR	S	P	ERA	WHIP
50 Charlie Morton, R ERA: 6.39	(1, 1)	1.1	L	14	5	4	4	1	4	1	0	0	0	0	25	57	27.00	6.750
Vladimir Nunez, R ERA: 6.19	(2, 1)	2.2		12	5	2	2	1	1	1	0	0	0	0	33	50	6.75	2.250
33 Matt DeSalvo, R ERA: 31.5	(5, 1)	1.0		11	8	6	6	1	1	0	0	0	0	0	29	42	54.00	9.000
56 Blaine Boyer, R ERA: 5.18	(6, 1)	1.0		7	3	3	3	2	1	0	0	0	0	0	17	29	27.00	4.000
30 Jeff Bennett, R ERA: 4.26	(7, 1)	1.0		3	0	0	0	0	0	0	0	0	0	0	5	8	0.00	0.000

PITCHER		IP	WLS	BF	H	R	ER	SO	BB	IBB	HBP	BLK	WP	HR	S	P	ERA	WHIP
Julian Tavarez, R ERA: 5.4	(8, 1)	1.0		8	5	3	3	1	0	0	0	0	0	0	24	33	27.00	5.000

BOTTOM

Atlanta Braves @ St. Louis Cardinals

Busch Stadium, St. Louis, MO

Fri Aug 22 2008, 7:15 PM CDT
Att. 43,926 - Partly Cloudy - 81 F

livebaseballscorecards.com

AB	44
R	18
H	26
RBI	18
BB	9
SO	6
LOB	24

Batter	1	2	3	4	5	6	7	8	9	AB	R	H	RBI	BB	SO	LOB
1 Grégor Blanco, L (1, 7) OBP: 0.369, SLG: 0.315	B SI 91 X SI 91 1-0 19 1B 2B		B CU 76 L SI 92 X CH 82 1-1 ① SH1-3 1-2		C SI 92 B CH 83 C SI 92 B SI 92 S SI 92 2-3 ③ K		X FF 91 0-0 ① B5-3	C SI 95 C SI 94 X SI 95 0-2 ③ G5-3		4	0	1	0	0	1	1
19 Yunel Escobar, R (1, 6) OBP: 0.362, SLG: 0.392	L SL 86 X SI 93 0-1 16 G4-6-3 2-3 1B		B SL 87 X SL 86 1-0 ② L9 2-3			S SL 85 X SL 85 0-1 10 1B FC3-2 1B	B SI 91 B SI 91 S FF 91 C SI 91 X SL 85 2-2 1B		C FF 86 X SI 89 0-1 ① G5-3	5	0	3	0	0	0	1
10 Chipper Jones, S (1, 5) OBP: 0.459, SLG: 0.567	X SI 92 0-0 ① P6		F SI 92 C SI 93 B SI 94 B SL 88 X SI 92 2-2 3-H 2B			B CU 76 1 SAFE X SI 91 1-0 FC3-2 16 BB 14 1B 1-3 1B	T SI 91 C FF 91 1 SAFE X SL 85 0-2 ② F7		C X 0-1 ② G3-1	5	1	2	1	0	0	3
16 Brian McCann, L (1, 2) OBP: 0.373, SLG: 0.533	S SL 88 S SI 92 B SL 88 B FF 89 X CH 83 2-2 ② ③ G4-6-3 1-2f		F SL 86 B SI 93 B SI 93 F CH 83 F SI 94 B SI 93 X CH 84 3-2 ③ G3-1			B SL 87 B SI 93 B SI 92 F SI 92 B SI 92 4-1 FC3-2 14 1B 1-2 BB	B FF 91 C FF 91 B FF 91 B SI 92 C SL 86 X SL 83 3-2 ③ L7		S F CH 86 B FF 91 X 1-2 14 1B 2 BB BB 1B	4	2	1	0	1	0	4
Mark Kotsay, L (1, 8) OBP: 0.338, SLG: 0.418		X SI 91 0-0 ① F7		C SI 90 B CH 82 C SI 91 X SL 86 1-2 ① G3		F CH 82 X CU 76 0-1 ① FC3-2 2 G3 14 1B 1-2 2-3 3-Hf		X SI 93 0-0 14 FC3-5 2B	B B B C FF 92 C FF 93 F SI 93 F FF 92 B SI 93 4-2 2 BB 7 14 1B 1-2 BB	4	1	1	0	1	0	3
14 Martín Prado, R (1, 3) OBP: 0.388, SLG: 0.504		C SI 92 F SL 87 B SL 87 X SI 93 1-2 7 WP 1B		C SL 86 B SL 86 C SI 91 B SI 92 B SL 85 F SI 92 F SI 93 X SL 85 3-2 ② G6-3		B SL 86 C SI 94 X SL 87 1-1 2 G3 1-2 2-H 3-H 1B		F SI 94 X SI 94 0-1 ① FC3-5 WP 2 BB 1B 2-3	C FF 93 B FF 93 X SI 93 1-1 2 BB 7 1B 1-2 2-3 1B	5	2	3	2	0	0	1
2 Kelly Johnson, L (1, 4) OBP: 0.333, SLG: 0.405		C CU 76 C SI 93 X SL 87 0-2 ② P5		F CU 75 X CH 84 0-1 ③ G3		X CU 76 0-0 ② G3 1-2 2-3		B CU 77 F SI 87 B CU 75 B SI 95 D CH 87 4-1 WP 1-2 1B BB	B CU 78 B FF 93 S FF 93 F FF 93 B SL 88 F SL 88 F SL 89 F SI 93 F FF 94 4-2 F SL 88 F FF 93 F FF 93 F FF 93 B FF 93 7 1B 1-2 2-3 3-H BB	3	1	0	1	2	0	3
7 Jeff Francoeur, R (1, 9) OBP: 0.285, SLG: 0.349		S SL 88 C SI 94 B SL 87 F SL 87 C SI 93 1-3 ③ K 1-2			X SL 85 0-0 ① G6-3	B SI 93 S SL 86 B SL 87 B SI 94 B SL 87 4-1 BB		S FF 90 S SL 88 B FF 95 S CU 77 1-3 ② K	X SL 87 0-0 1-2 2-H 3-H 1B	4	0	1	2	1	2	3
57 Jorge Campillo, R (1, 1) OBP: 0.216, SLG: 0.222 4 Omar Infante, R (6, PH) OBP: 0.354, SLG: 0.453 38 Buddy Carlyle, L (6, 1) OBP: 0.333, SLG: 0.250 Greg Norton, S (8, PH) OBP: 0.354, SLG: 0.415 Will Ohman, L (8, 1) 30 Jeff Bennett, R (8, 1) OBP: 0.364, SLG: 0.333 51 Michael Gonzalez, R (8, 1)			C SI 91 B SL 84 B SI 92 X SI 92 2-1 19 L9 1 SH1-3 10 2B 1B		C SI 92 F SL 84 C SL 85 0-3 ② K	B SI 93 C SI 92 X SI 94 1-1 ③ G4-3		C CU 78 S CU 78 F CU 78 B SI 94 B CU 78 B SI 95 X CU 79 3-2 1-H 2-H 1B	B SL 86 X FF 92 1-0 ③ F9	2 1 0 1 0 0 0 1	1 0 0 0 1 0 0 0	1 0 0 2 0 0 0 0	0 0 0 0 0 0 0 0	1 0 0 0 0 0 0 0	0 3 0 0 0 0 0 2	0 3 0 0 0 0 0 2
Inning Stats	R: 0 E: 0 K: 0 S: 7 H: 2 LOB: 1 BB: 0 P: 10	R: 0 E: 0 K: 1 S: 11 H: 1 LOB: 1 BB: 0 P: 13	R: 1 E: 0 K: 0 S: 12 H: 2 LOB: 1 BB: 0 P: 21	R: 0 E: 0 K: 0 S: 10 H: 0 LOB: 0 BB: 0 P: 14	R: 0 E: 0 K: 2 S: 7 H: 0 LOB: 0 BB: 0 P: 9	R: 2 E: 0 K: 0 S: 12 H: 3 LOB: 3 BB: 2 P: 23	R: 0 E: 0 K: 0 S: 10 H: 1 LOB: 1 BB: 0 P: 15	R: 2 E: 0 K: 1 S: 14 H: 2 LOB: 1 BB: 1 P: 22	R: 3 E: 0 K: 0 S: 25 H: 3 LOB: 2 BB: 2 P: 36	1B: 11 2B: 3 3B: 0 HR: 0 SF: 0 SAC: 1 DP: 1 HBP: 0						

PITCHER		IP	WLS	BF	H	R	ER	SO	BB	IBB	HBP	BLK	WP	HR	S	P	ERA	WHIP
26 Kyle Lohse, R ERA: 3.96	(1, 1)	6.0		27	8	3	3	3	2	0	0	0	1	0	59	90	4.50	1.667
Ron Villone, L ERA: 4.85	(7, 1)	1.0		4	1	0	0	0	0	0	0	0	0	0	10	15	0.00	1.000
46 Kyle McClellan, R ERA: 3.21	(8, 1)	1.0	L	6	2	2	2	1	1	0	0	0	1	0	14	22	18.00	3.000
31 Ryan Franklin, R ERA: 3.63	(9, 1)	0.2		3	1	1	1	0	0	0	0	0	0	0	7	8	13.50	1.500
Russ Springer, R ERA: 2.43	(9, 1)	0.1		5	2	2	2	0	2	0	0	0	0	0	18	28	54.00	12.000

PITCHER	IP	WLS	BF	H	R	ER	SO	BB	IBB	HBP	BLK	WP	HR	S	P	ERA	WHIP

TOP

Atlanta Braves @ St. Louis Cardinals

Busch Stadium, St. Louis, MO

Sat Aug 23 2008, 2:55 PM CDT

Att. 44,074 - Partly Cloudy - 91 F

livebaseballscorecards.com

AB	39
R	8
H	14
RBI	8
BB	5
SO	4
LOB	24

PA: 45

WP: 2
PB: 0
SB: 0
CS: 0

BOTTOM

Atlanta Braves @ St. Louis Cardinals

Busch Stadium, St. Louis, MO

Sat Aug 23 2008, 2:55 PM CDT
Att. 44,074 - Partly Cloudy - 91 F

livebaseballscorecards.com

Batter	1	2	3	4	5	6	7	8	9	AB	R	H	RBI	BB	SO	LOB
55 Skip Schumaker, L (1, 8) OBP: 0.371, SLG: 0.425 54 Brian Barton, R (9, PH) OBP: 0.342, SLG: 0.370	B FF 85 X FF 82 1-0 ① G1-3		B FF 84 B FF 83 B FF 83 B FF 83 4-0 47 1B, 5 2B, BB	S FC 84 B CH 73 X CU 68 1-1 2-3 1B			C SI 91 F CH 81 F FF 92 F FF 93 B SL 79 X CH 84 1-2 ① G3-1		F FF 95 B FF 96 X SL 85 1-1 47 G6-3, 1B	3 1 1 0 1 0 0 1 0 1 0 0 0 0						
47 Ryan Ludwick, R (1, 9) OBP: 0.383, SLG: 0.606	C FF 87 S CH 75 B CU 72 F SL 82 X FF 88 1-2 ② L5		C SI 86 F SL 80 B FF 85 F CH 75 D CH 74 X SI 86 2-2 1-2 5 2B, 1B	B CH 73 S CH 72 B FC 84 F CH 72 B SI 87 F FF 84 X CH 74 3-2 ③ F8			S FF 92 B FF 92 X SL 88 1-1 ② G6-3		F SL 82 S SL 83 F FF 94 F SL 85 X SL 85 0-2 ② G6-3, 1-2	5 1 1 0 0 0 3						
5 Albert Pujols, R (1, 3) OBP: 0.462, SLG: 0.630	C SI 87 F CH 77 B SL 84 F CH 74 B CH 75 X SL 84 2-2 2B		C SI 87 C SI 86 F CH 75 F CU 73 F SL 81 X SL 80 0-2 8 G5-3, 1-H, 2-H, 2B		C CU 68 F SI 86 X SI 87 0-2 HR		C FF 92 B SL 89 F SI 92 B FF 93 X SL 88 2-2 ③ F7		X FF 94 0-0 ③ L5	5 1 3 3 0 0 1						
24 Rick Ankiel, L (1, 7) OBP: 0.346, SLG: 0.523 62 Joe Mather, R (8, PH) OBP: 0.315, SLG: 0.479 (9, 7)	C CH 74 F SL 84 B CH 75 F CU 73 X CH 75 1-2 ③ P6		F FF 82 X CH 71 0-1 ① P5		S CU 69 S CH 75 B CH 73 F SL 82 F CU 71 B CH 76 F CH 76 F FF 88 B CH 75 3-2 ① G1-3 F CU 71 X CH 75			X FF 91 0-0 2B, 2B		3 0 0 0 0 0 2 1 1 1 0 0 0 0						
8 Troy Glaus, R (1, 5) OBP: 0.379, SLG: 0.487		C SL 82 B CH 74 F SI 87 F CU 71 X SL 82 1-2 26 SH1-4, BB, 1B	X CH 72 0-0 ② G5-3, 2-3		B SL 81 B SI 88 F SI 87 B SI 89 X SI 87 3-1 ② F9			B SI 90 C SL 84 X FF 90 1-1 ① P3		4 0 1 0 0 0 2						
Felipe Lopez, S (1, 4) OBP: 0.317, SLG: 0.332		B FF 85 B FC 82 B FF 85 C FF 84 1 SAFE B FF 84 4-1 26 SH1-4, 1-2, BB	T FC 85 S FC 84 B CH 75 S CH 75 1-3 ③ K		C CH 73 B CU 71 X CH 76 1-1 ③ F8			B SI 89 X FF 90 1-0 4 G4-3, 2-H, 2B		3 0 1 1 1 1 1						
4 Yadier Molina, R (1, 2) OBP: 0.354, SLG: 0.391		C SI 85 X CH 76 0-1 ① L8	B SL 79 X SL 80 1-0 55 1B, 26 SH3-4, 1B		C FF 91 X FF 92 0-1 FC6-4, 1B			C SI 94 B SL 87 F SL 88 X SI 94 1-2 ② G4-3 2-3		4 0 2 0 0 0 3						
26 Kyle Lohse, R (1, 1) OBP: 0.059, SLG: 0.059 Adam Kennedy, L (6, PH) OBP: 0.317, SLG: 0.336 Ron Villone, L (7, 1) 46 Kyle McClellan, R (8, 1) Aaron Miles, S (8, PH) OBP: 0.348, SLG: 0.388 31 Ryan Franklin, R (9, 1) Russ Springer, R (9, 1)		L SL 81 L SL 80 D CU 72 X SL 80 1-2 ② SH1-4 1-2 2-3	1 SAFE X SI 84 0-0 ① SH3-4 1-2		F SI 90 F CH 82 B FF 92 F SI 92 X SI 93 1-2 ① FC6-4, G6-4-3 1-2f			X FF 94 0-0 ③ P3		0 0 0 0 0 0 0 1 0 0 0 0 0 1 0 0 0 0 0 0 0 0 0 0 0 0 0 0 1 0 0 0 0 0 1 0 0 0 0 0 0 0 0 0 0 0 0 0 0						
Cesar Izturis, S (1, 6) OBP: 0.318, SLG: 0.307		B FF 87 B SL 83 X SL 82 2-0 ③ F8	B CH 73 C FF 84 F CU 68 F SL 82 X CH 74 1-2 ② L1		1 SAFE C FF 91 1 SAFE B FF 92 C CH 81 X FF 93 1-2 ②③ G6-4-3 1-2f				B FF 93 C FF 93 X SL 83 1-1 ① G4-3	4 0 0 0 0 0 4						
Inning Stats	R: 0 E: 0 K: 0 S: 13 H: 1 LOB: 1 BB: 0 P: 18	R: 0 E: 0 K: 0 S: 11 H: 1 LOB: 2 BB: 1 P: 19	R: 2 E: 0 K: 1 S: 16 H: 2 LOB: 1 BB: 1 P: 23	R: 0 E: 0 K: 0 S: 12 H: 2 LOB: 2 BB: 0 P: 18	R: 1 E: 0 K: 0 S: 15 H: 1 LOB: 0 BB: 0 P: 22		R: 0 E: 0 K: 0 S: 9 H: 1 LOB: 0 BB: 0 P: 11	R: 0 E: 0 K: 0 S: 10 H: 0 LOB: 0 BB: 0 P: 14	R: 1 E: 0 K: 0 S: 8 H: 2 LOB: 1 BB: 0 P: 11	R: 0 E: 0 K: 0 S: 10 H: 1 LOB: 1 BB: 0 P: 12						

AB	35
R	4
H	11
RBI	4
BB	2
SO	1
LOB	18

PITCHER		IP	WLS	BF	H	R	ER	SO	BB	IBB	HBP	BLK	WP	HR	S	P	ERA	WHIP
57 Jorge Campillo, R ERA: 3.37	(1, 1)	5.0		24	7	3	3	1	2	0	0	0	0	1	67	100	5.40	1.800
38 Buddy Carlyle, R ERA: 3.42	(6, 1)	2.0	W	6	1	0	0	0	0	0	0	0	0	0	19	25	0.00	0.500
Will Ohman, L ERA: 3.35	(8, 1)	0.1	H	3	2	1	1	0	0	0	0	0	0	0	4	6	27.00	6.000
30 Jeff Bennett, R ERA: 4.24	(8, 1)	0.1	H	1	0	0	0	0	0	0	0	0	0	0	3	4	0.00	0.000
51 Michael Gonzalez, L ERA: 3.54	(8, 1)	1.1	S	5	1	0	0	0	0	0	0	0	0	0	11	13	0.00	0.750

PITCHER	IP	WLS	BF	H	R	ER	SO	BB	IBB	HBP	BLK	WP	HR	S	P	ERA	WHIP

1B: 6	2B: 4	3B: 0	HR: 1	SF: 0	SAC: 2	DP: 1	HBP: 0	WP: 0	PB: 0	SB: 0	CS: 0	PA: 39					

Atlanta Braves @ St. Louis Cardinals

Busch Stadium, St. Louis, MO

Sun Aug 24 2008, 1:15 PM CDT

Att. 43,361 - Partly Cloudy - 85 F

TOP

livebaseballscorecards.com

Batter	1	2	3	4	5	6	7	8	9	AB	R	H	RBI	BB	SO	LOB
1 Grégor Blanco, L (1, 8) OBP: 0.368, SLG: 0.314	B SI 92 C SI 90 F SI 90 C SI 91 1-3 ① K	X CH 83 0-0 1-3 3-H 1B			C SI 91 B SI 90 F SI 91 S SI 91 1-3 ② K		F SI 92 F SI 92 B FS 83 F SI 91 C SI 92 1-3 ③ K			4	0	1	1	0	3	1
19 Yunel Escobar, R (1, 6) OBP: 0.359, SLG: 0.389	X SL 88 0-0 ② G6-3	X FF 90 0-0 ③ G5-3			C SI 91 B SI 91 B SI 91 F SI 92 B SL 88 X SL 86 3-2 ③ L9			S SL 84 X FF 91 0-1 ① F9		4	0	0	0	0	0	2
10 Chipper Jones, S (1, 5) OBP: 0.460, SLG: 0.568	B SI 91 X SI 92 1-0 ③ G5-3		C SI 90 B SL 85 B SI 88 X SI 90 2-1 ① F9			C SI 88 B SL 85 B CH 81 B SI 91 B SI 90 4-1 4 B1-3 14 1B BB		B FF 91 S FF 91 B SI 91 F FF 91 X SI 92 2-2 2B		3	0	1	0	1	0	0
16 Brian McCann, L (1, 2) OBP: 0.370, SLG: 0.528		S SI 90 B SI 90 B SL 86 F SL 85 T CH 84 2-2 ① K	F SI 91 B SI 90 X FS 82 1-1 ② P6			C SI 89 D SL 84 X SI 91 1-1 ① F8		B FF 91 B FF 93 B FF 91 C FF 92 X FF 92 3-1 ② P6		4	0	0	0	0	1	2
4 Omar Infante, R (1, 4) OBP: 0.352, SLG: 0.447		F SI 92 F SI 93 B SI 90 B CH 84 H SI 91 3-2 7 BB 14 1B 37 1B HBP	B CH 82 C SI 88 X SL 86 1-1 ③ F8			X SI 91 0-0 ② B1-3 1-2		C FF 96 X FF 97 0-1 ③ F9		3	1	0	0	0	0	2
14 Martín Prado, R (1, 3) OBP: 0.391, SLG: 0.504		B SI 90 X SI 90 1-0 7 BB 37 1B 1-2 1B		C FS 81 B CH 81 B SI 90 B CH 81 F SI 88 F SI 90 X FS 82 3-2 ① G4-3		C FS 81 B SI 91 B FS 82 D FS 82 C SI 90 X SI 91 3-2 ③ 2-H 1B			B FF 96 B FF 96 B FF 96 C FF 96 X FF 96 3-1 ① G4-3	4	1	2	0	0	0	0
28 Brandon Jones, L (1, 7) OBP: 0.317, SLG: 0.467		C FS 82 F SI 92 F FS 82 B SI 90 B SI 91 S FS 82 2-3 ② K		X SI 91 0-0 7 G6-3 1B			B FS 81 F SI 89 F FS 83 B FS 82 X SI 91 2-2 ① P5		C FF 96 C SL 82 X FF 96 0-2 ② G4-3	4	0	1	0	0	1	2
7 Jeff Francoeur, R (1, 9) OBP: 0.285, SLG: 0.347		B SI 89 C SI 89 B SI 89 B SI 90 B SI 89 4-1 37 1B 1 1B 1-2 2-3 BB		C SI 93 F SI 90 B SI 90 X SL 86 1-2 ② ③ G6-3 1-2f			B SI 91 X SI 92 1-0 ② G4-3		S FF 97 F SL 88 F FF 96 X SL 86 0-2 ③ F8	3	1	0	0	1	0	1
37 Jo-Jo Reyes, L (1, 1) OBP: 0.080, SLG: 0.120 56 Blaine Boyer, R (6, 1) Greg Norton, S (7, PH) OBP: 0.358, SLG: 0.418 46 Manny Acosta, R (7, 1)		X SI 91 0-0 1 1B 1-3 2-H 3-H 1B			C SI 92 X FS 82 0-1 ① F7		C SI 92 X FS 84 0-1 1B			2 0 1 0	0 0 0 0	1 0 1 0	2 0 0 0	0 0 0 0	0 0 0 0	0 0 0 0

Inning Stats	1	2	3	4	5	6	7	8	9
	R: 0 E: 0 K: 1 S: 5	H: 0 LOB: 0 BB: 0 P: 7	R: 3 E: 0 K: 2 S: 14	H: 3 LOB: 2 BB: 1 P: 26	R: 0 E: 0 K: 0 S: 6	H: 0 LOB: 0 BB: 0 P: 10	R: 0 E: 0 K: 0 S: 9	H: 1 LOB: 0 BB: 0 P: 13	R: 0 E: 0 K: 1 S: 8	H: 0 LOB: 0 BB: 0 P: 12	R: 0 E: 0 K: 0 S: 7	H: 1 LOB: 2 BB: 1 P: 15	R: 0 E: 0 K: 1 S: 10	H: 1 LOB: 1 BB: 0 P: 14	R: 0 E: 0 K: 0 S: 9	H: 1 LOB: 1 BB: 0 P: 14	R: 0 E: 0 K: 0 S: 9	H: 0 LOB: 0 BB: 0 P: 12

	AB	32
	R	3
	H	7
	RBI	3
	BB	2
	SO	5
	LOB	10

	1B: 6	SF: 0	WP: 0	PA: 35
	2B: 1	SAC: 0	PB: 0	
	3B: 0	DP: 1	SB: 0	
	HR: 0	HBP: 1	CS: 0	

PITCHER		IP	WLS	BF	H	R	ER	SO	BB	IBB	HBP	BLK	WP	HR	S	P	ERA	WHIP
Braden Looper, R ERA: 3.94	(1, 1)	7.0	W	28	6	3	3	5	2	0	1	0	0	0	59	97	3.86	1.143
Russ Springer, R ERA: 2.41	(8, 1)	0.1	H	1	0	0	0	0	0	0	0	0	0	0	2	2	0.00	0.000
Ron Villone, L ERA: 4.81	(8, 1)	0.1	H	2	1	0	0	0	0	0	0	0	0	0	5	10	0.00	3.000
Chris Perez, R ERA: 3.09	(8, 1)	1.1	S	4	0	0	0	0	0	0	0	0	0	0	11	14	0.00	0.000

PITCHER	IP	WLS	BF	H	R	ER	SO	BB	IBB	HBP	BLK	WP	HR	S	P	ERA	WHIP

Batter	1	2	3	4	5	6	7	8	9	AB	R	H	RBI	BB	SO	LOB
Cesar Izturis, S (1, 6) OBP: 0.319, SLG: 0.309	B FF 91 C FF 91 B SI 92 X FF 91 2-1 ① G1-3	C FF 92 X FF 93 0-1 ② G3 2-3		1 SAFE D CH 81 1 SAFE X FF 92 1-0 E9 1-3 1B		1 SAFE C FF 90 B CU 70 F SI 92 B SI 92 1 SAFE S CH 81 2-3 ② K		C CH 90 X SL 77 0-1 5 BB 62 BB 1B		5	0	2	0	0	1	2
62 Joe Mather, R (1, 8) (7, 7) OBP: 0.326, SLG: 0.488	B CU 72 B FF 92 B FF 91 B FF 91 4-0 5 HR BB	S FF 93 X SL 81 0-1 ③ L7		F CH 83 X SI 94 0-1 ② SF9 3-H		X SI 93 0-0 1-H 2B		B SI 95 1 SAFE D CH 84 C SI 95 1 SAFE F SI 92 B SL 83 B SI 94 4-2 5 BB 1-2 BB		2	1	1	2	2	0	1
5 Albert Pujols, R (1, 3) OBP: 0.467, SLG: 0.639	B FF 91 X FF 91 1-0 1-H HR		C CH 83 X CU 73 0-1 47 F7 1B	I IN 72 I IN 76 I I IN 76 4-0 IBB		I IN 78 I IN 79 I IN 78 I IN 79 4-0 IBB		B SL 80 B SL 81 B SI 96 F SI 95 B SI 97 4-1 1-2 2-3 BB		2	1	2	2	3	0	0
47 Ryan Ludwick, R (1, 9) OBP: 0.380, SLG: 0.599	C SL 80 C SL 83 F SI 92 B CH 84 X SL 82 1-2 ② L8		C SI 92 F FF 92 B FF 94 F SL 82 F SI 94 1 SAFE X CU 74 1-2 ① F7 1-2	F SI 94 B FF 95 B SI 94 F CH 84 S FF 94 2-3 ③ K		B SI 95 X SI 94 1-0 ③ P6		B SI 95 C SI 94 B SI 95 S SL 80 S SL 83 2-3 ② K		5	0	0	0	0	2	8
8 Troy Glaus, R (1, 5) OBP: 0.375, SLG: 0.482	B FF 93 F CH 84 B FF 92 S CH 85 X FF 86 2-2 ③ G5-3		C FF 92 D FF 94 F CH 84 B FF 95 F CH 84 2 SAFE F FF 94 X SI 95 2-2 ② P6		C CU 72 C CU 78 X SI 92 0-2 ① G5-3		B FF 91 B CH 89 B SI 89 C FF 90 X FF 89 3-1 ① G1-3	B SI 96 C SI 94 F SL 81 B SI 96 B SL 83 X SL 79 3-2 ③ G5-3		5	0	0	0	0	0	4
4 Yadier Molina, R (1, 2) OBP: 0.356, SLG: 0.390		B CU 70 B FF 90 C FF 91 F SI 91 X CH 82 2-2 SH1-4 54 2B 1B 1B	B FF 94 B CU 74 C FF 94 B SL 82 T FF 95 B CH 84 4-2 BB		B SI 90 B FF 91 B SI 93 C SI 92 X FF 93 3-1 ② P2		S CH 90 B FF 92 B CH 82 X SI 93 2-1 ② G6-3			3	1	1	0	1	0	0
Aaron Miles, S (1, 4) OBP: 0.349, SLG: 0.390		C FF 91 X FF 92 0-1 SH1-4 54 2B 1-2 1B	D CU 73 S FF 94 X FF 95 1-1 ③ G4-3		C CU 71 X FF 91 0-1 ③ F8		X FF 91 0-0 24 WP 1B			4	1	2	0	0	0	2
Braden Looper, R (1, 1) OBP: 0.327, SLG: 0.333 24 Rick Ankiel, L (7, PH) OBP: 0.346, SLG: 0.522 Russ Springer, R (8, 1) Ron Villone, L (8, 1) 34 Chris Perez, R (8, 1)	B X 1-0 ① SH1-4 1-2 2-3			B FF 92 B FF 92 C FF 92 S FF 92 F SI 94 F SI 94 F FF 94 X SI 94 2-2 ① G5-3		F FF 92 B CU 76 X SL 81 1-1 ① P5	D SI 91 1 SAFE B CH 85 F CH 84 X SI 92 2-1 ③ G4-3 1-2				2 1 0 0 0	0 0 0 0 0	0 0 0 0 0	0 0 0 0 0	0 0 0 0 0	0 1 0 0 0	0 0 0 0 0
54 Brian Barton, R (1, 7) OBP: 0.356, SLG: 0.392 55 Skip Schumaker, L (6, PR) OBP: 0.371, SLG: 0.424 (7, 8)		X CH 82 0-0 G3 2-H 3-H 2B		S FF 93 B FF 93 X CU 73 1-1 E 62 SF9 1B 1B		X FF 92 0-0 62 2B 1B		X SI 90 0-0 ① G3		3 1	1 1	3 0	2 0	0 0	0 0	0 0
Inning Stats	R: 2 E: 0 K: 0 S: 10 H: 1 LOB: 0 BB: 1 P: 20	R: 2 E: 0 K: 0 S: 11 H: 3 LOB: 1 BB: 0 P: 14	R: 0 E: 0 K: 0 S: 16 H: 1 LOB: 2 BB: 1 P: 24	R: 1 E: 1 K: 1 S: 14 H: 2 LOB: 2 BB: 1 P: 24	R: 0 E: 0 K: 0 S: 7 H: 0 LOB: 0 BB: 0 P: 10	R: 1 E: 0 K: 1 S: 8 H: 2 LOB: 2 BB: 1 P: 16	R: 0 E: 0 K: 0 S: 7 H: 1 LOB: 1 BB: 0 P: 14	R: 0 E: 0 K: 1 S: 12 H: 1 LOB: 3 BB: 2 P: 25		1B: 8 2B: 2 3B: 0 HR: 1	SF: 1 SAC: 1 DP: 0 HBP: 0			WP: 1 PB: 0 SB: 0 CS: 0	PA: 41	

PITCHER		IP	WLS	BF	H	R	ER	SO	BB	IBB	HBP	BLK	WP	HR	S	P	ERA	WHIP
37 Jo-Jo Reyes, L ERA: 5.34	(1, 1)	5.2	L	30	9	6	5	2	2	2	0	0	0	1	65	106	7.94	1.941
56 Blaine Boyer, R ERA: 5.16	(6, 1)	0.1		1	0	0	0	0	0	0	0	0	0	0	1	2	0.00	0.000
46 Manny Acosta, R ERA: 3.86	(7, 1)	2.0		10	2	0	0	1	2	0	0	0	1	0	19	39	0.00	2.000

PITCHER	IP	WLS	BF	H	R	ER	SO	BB	IBB	HBP	BLK	WP	HR	S	P	ERA	WHIP

BOTTOM

Atlanta Braves @ St. Louis Cardinals

Busch Stadium, St. Louis, MO

Sun Aug 24 2008, 1:15 PM CDT
Att. 43,361 - Partly Cloudy - 85 F

livebaseballscorecards.com

AB	33
R	6
H	11
RBI	6
BB	6
SO	3
LOB	18

Batter	1	2	3	4	5	6	7	8	9	AB	R	H	RBI	BB	SO	LOB
2 Hanley Ramirez, R (1, 6) OBP: 0.389, SLG: 0.537	B SI 90 X CH 83 1-0 ① G5-3		C SI 91 B SI 91 C SI 91 F CH 85 B CH 84 B SI 94 X SI 93 3-2 2B 3B	B FF 89 B FF 89 B FF 89 C FF 89 D FF 90 4-1 1-2 BB		B FF 88 X SL 79 1-0 ① G5-3		X SL 84 0-0 ② G5-3		4	1	1	0	1	0	0
Luis Gonzalez, L (1, 9) OBP: 0.331, SLG: 0.406 27 Jeremy Hermida, L (6, 9) OBP: 0.328, SLG: 0.422	B FF 90 F FF 90 X SL 80 1-1 ② F8		S FF 92 B CH 84 S FF 92 F FF 93 B FF 94 F CH 86 B FF 93 X CH 85 3-2 3 1B 6 1B 3-H 2B	B FF 89 S FF 89 S CH 80 B FF 90 C FF 90 2-3 ① K		C SI 89 B SI 89 F CH 82 B CH 81 F FF 90 X FF 90 2-2 ② G4-3		B SI 92 F FF 92 C SI 93 X CU 84 1-2 3 1B 1B		4 1	1 0	1 1	1 0	0 0	1 0	2 0
3 Jorge Cantu, R (1, 5) OBP: 0.325, SLG: 0.464 (7, 3)	S SL 81 F FF 91 F SI 93 B SL 80 X SL 80 1-2 ③ G4-3		F SI 93 F SI 93 B SI 92 X CH 85 1-2 6 1B HBP G6-3 2-3 1B	C FF 90 X SL 87 0-1 ② F8 2-3		C SI 89 S SL 81 F SL 81 T FF 90 0-2 ③ K		X SI 90 0-0 1-2 1B		5	1	2	0	0	1	2
Josh Willingham, R (1, 7) OBP: 0.369, SLG: 0.462 Joe Nelson, R (8, 1) Kevin Gregg, R (8, 1)		C FF 91 H FF 91 1-1 G3-1 12 HR HBP	1 SAFE H SI 92 1-0 G6-3 6 1B 12 1B 1-2 HBP	B FF 90 X FF 90 1-0 F7			C SI 91 B CH 84 C SL 82 B SI 91 B CH 83 F SL 81 S SI 91 3-3 ① K	B FF 91 C SL 85 B SI 91 X SI 92 2-1 ③ F9		3 0 0	2 0 0	0 0 0	0 0 0	0 0 0	1 0 0	4 0 0
6 Dan Uggla, R (1, 4) OBP: 0.352, SLG: 0.525		1 SAFE C CH 83 X SL 79 0-1 ① F8	B SI 92 X CH 83 1-0 G6-3 1-2 2-3 3-H 1B		X SI 89 0-0 ① F9		B SI 92 B SL 81 S CH 84 S CH 84 B SL 81 B SI 92 4-2 HR BB		B SL 79 F SI 90 B SL 81 C SL 79 X FF 90 2-2 ① F8	4	1	1	1	1	0	1
Mike Jacobs, L (1, 3) OBP: 0.284, SLG: 0.506 22 Matt Lindstrom, R (7, 1) Arthur Rhodes, L (8, 1) 4 Alfredo Amezaga, S (8, 8) OBP: 0.310, SLG: 0.345		C FF 91 C FF 92 F FF 92 X CH 84 0-2 ② G3-1 1-2	F CH 83 B SI 91 B FF 92 X SI 91 2-1 ①② G6-3 1-2f 2-3 3-H		B SI 87 B CH 81 X CH 81 2-0 2B		B CH 85 1 SAFE S CH 85 F SI 93 X CH 83 1-2 1-H HR		S SL 79 X SL 80 0-1 12 2B 1B	4 0 0 1	1 0 0 1	2 0 0 1	2 0 0 1	0 0 0 0	0 0 0 0	3 0 0 0
12 Cody Ross, R (1, 8) OBP: 0.319, SLG: 0.504 (8, 7)		D SL 81 B CH 85 X SL 80 2-0 2-H HR	F CH 84 B SI 92 B SI 92 B FF 93 F SI 92 F CH 85 X SI 91 3-2 3-H 1B		T SI 89 B SL 82 B SL 83 X SI 90 2-1 ② P6		C SI 92 S SI 91 C SI 91 0-3 ② K		C 1 SAFE X 0-1 21 G6-3 1-H 2B	5	1	3	4	0	1	1
21 John Baker, L (1, 2) OBP: 0.364, SLG: 0.435		B SI 91 B FF 91 B FF 92 B SI 91 4-0 BB	1 SAFE B SI 90 1 SAFE C FF 90 F CH 83 B CH 86 F FF 92 S CH 85 2-3 ③ K		I IN 81 I IN 81 I IN 81 I IN 82 4-0 IBB		B SI 92 X SI 91 1-0 ③ F8		B SL 81 S SL 80 X SL 81 1-1 ② G6-3 2-3	3	0	0	0	2	1	2
Scott Olsen, L (1, 1) OBP: 0.208, SLG: 0.160 Mark Hendrickson, L (6, 1) OBP: 0.286, SLG: 0.382 18 Wes Helms, R (7, 5) OBP: 0.306, SLG: 0.352		C FF 91 S CH 84 X CH 84 0-2 ③ G4-3		B FF 88 B FF 90 B FF 90 C FF 89 C FF 89 F FF 90 F FF 90 B SI 90 4-2 3 F8 2 BB BB	C SI 90 X SI 90 0-1 ③ L8			B FF 91 F SI 90 C SI 91 B SL 87 F SI 91 B SI 93 X SI 91 3-2 ① G6-3	D SL 82 T SL 81 B SL 80 C FF 88 B FF 89 S SL 81 3-3 ③ K	2 0 2	0 0 0	0 0 0	0 0 0	1 0 0	0 0 1	3 0 1
Inning Stats	R: 0 E: 0 K: 0 S: 7 H: 0 LOB: 0 BB: 0 P: 10	R: 2 E: 0 K: 0 S: 11 H: 1 LOB: 1 BB: 1 P: 18	R: 4 E: 0 K: 1 S: 23 H: 5 LOB: 1 BB: 0 P: 39	R: 0 E: 0 K: 1 S: 11 H: 0 LOB: 2 BB: 2 P: 22	R: 0 E: 0 K: 0 S: 6 H: 1 LOB: 2 BB: 1 P: 14	R: 0 E: 0 K: 1 S: 9 H: 0 LOB: 0 BB: 0 P: 12	R: 2 E: 0 K: 2 S: 13 H: 1 LOB: 0 BB: 1 P: 22	R: 0 E: 0 K: 0 S: 11 H: 2 LOB: 2 BB: 0 P: 17	R: 1 E: 0 K: 1 S: 12 H: 2 LOB: 1 BB: 0 P: 18	1B: 6 2B: 3 3B: 1 HR: 2 SF: 0 SAC: 0 DP: 1 HBP: 2						WP: 0 PB: 0 SB: 0 CS: 0 PA: 45	

PITCHER		IP	WLS	BF	H	R	ER	SO	BB	IBB	HBP	BLK	WP	HR	S	P	ERA	WHIP
49 Jair Jurrjens, R ERA: 3.56	(1, 1)	3.0		18	6	6	6	1	2	0	2	0	0	1	45	75	18.00	2.667
38 Buddy Carlyle, R ERA: 3.35	(4, 1)	1.0		4	0	0	0	1	1	0	0	0	0	0	7	14	0.00	1.000
Vladimir Nunez, R ERA: 5.5	(5, 1)	2.0		8	1	0	0	1	0	1	0	0	0	0	15	26	0.00	0.500
Julian Tavarez, R ERA: 5.72	(7, 1)	1.0		5	1	2	2	2	1	0	0	0	0	1	13	22	18.00	2.000
30 Jeff Bennett, R ERA: 4.19	(8, 1)	1.0		5	2	0	0	0	0	0	0	0	0	0	11	17	0.00	2.000

PITCHER		IP	WLS	BF	H	R	ER	SO	BB	IBB	HBP	BLK	WP	HR	S	P	ERA	WHIP
Will Ohman, L ERA: 3.46	(9, 1)	1.0	W	5	2	1	1	1	0	0	0	0	0	0	12	18	9.00	2.000

TOP

Florida Marlins @ Atlanta Braves

Turner Field, Atlanta, GA

Tue Aug 26 2008, 7:00 PM EDT
Att. 17,539 - Partly Cloudy - 75 F

livebaseballscorecards.com

AB	38
R	9
H	12
RBI	8
BB	5
SO	6
LOB	19

Batter	1	2	3	4	5	6	7	8	9	AB	R	H	RBI	BB	SO	LOB
1 Grégor Blanco, L (1, 8) OBP: 0.370, SLG: 0.315	X SI 88 0-0 ① F8	C SL 80 X SL 81 0-1 19 FC6-4 1B			X CH 87 0-0 ① G4-3		B FF 94 X FF 94 1-0 10 G4-6-3 19 BB 1B	B FF 90 B FF 89 B FF 91 C FF 90 B FF 91 4-1 19 BB 1-2 2-3 3-H BB	B FF 92 F FF 91 B FF 92 B FF 92 C FF 92 F FF 92 F FF 93 F FF 92 F FF 92 3-2 ② FC4-6 19 1B 1-2f 2-3 3-H	5	0	2	2	1	0	2
19 Yunel Escobar, R (1, 6) OBP: 0.363, SLG: 0.388	B CH 88 B CH 87 B CH 88 B CH 87 4-0 10 2B BB	B CH 82 B CH 82 C FF 87 D CH 82 X CH 87 3-1 ③ FC6-4 1-2f			B CH 87 F CH 86 B SL 80 B SL 78 X CH 87 3-1 ② F8		B SI 96 B SI 94 B FF 95 1 SAFE B FF 95 4-0 10 G4-6-3 1-2 BB	F FF 91 B FF 90 B CH 80 D CH 79 B FF 90 4-1 1-2 2-3 3-H BB	X FF 94 0-0 1-2 3-H 1B	3	1	1	2	3	0	1
10 Chipper Jones, S (1, 5) OBP: 0.457, SLG: 0.565	C FF 89 B SI 89 X FF 89 1-1 4 1B 1-H 2B		C CH 85 B SL 80 S SL 79 F SL 80 F FF 88 S CH 82 1-3 ① K		S CH 80 B FF 88 F SL 79 X SI 88 1-2 ③ G6-3		X FF 96 0-0 ①② G4-6-3 1-2f 2-3	C FS 83 F FF 92 D FF 92 B FS 84 S FS 84 2-3 ③ K		5	1	1	1	0	2	5
4 Omar Infante, R (1, 7) OBP: 0.357, SLG: 0.450	B CH 83 F CH 88 X CH 88 1-1 14 2B 7 FC6-5 1B 2-H		F SL 80 B FF 89 B SL 80 C CH 88 X CH 83 2-2 ② G4-3			C SI 88 X FF 90 0-1 14 WP 5 1B 1B	C FF 96 S FF 96 C FF 97 0-3 ③ K		C FF 90 F CU 79 X FS 83 0-2 14 2B 1B	5	3	3	1	0	1	1
14 Martín Prado, R (1, 3) OBP: 0.399, SLG: 0.520	B SL 80 1 SAFE B CH 87 C CH 82 F FF 88 1 SAFE D CH 82 X SI 87 3-2 7 FC6-5 1-3 2B		C SL 80 B SL 80 X SI 88 1-1 ③ F9			F CH 81 1 SAFE B CH 80 C CH 86 D SL 81 X CH 86 2-2 ① G5-3 1-2		B FF 96 B SI 94 B FF 92 C FF 94 F FF 93 B FF 95 4-2 2 1B 7 1B 1 BB BB	B FF 91 X FF 91 1-0 7 1B 1-H 2B	4	2	2	1	1	0	1
7 Jeff Francoeur, R (1, 9) OBP: 0.288, SLG: 0.348	X CH 83 0-0 ② FC6-5 2 FC4-6 2-3 3-H			F CH 87 B SI 88 S SL 79 B SL 80 F SL 80 F FF 88 F SL 80 S SI 89 2-3 ① K		S SL 77 B SI 88 B CH 87 F SL 81 B SI 88 F SL 80 F SI 88 F SI 89 F CH 82 4-2 B SL 81 5 1B BB		B FF 96 B SL 80 C FF 95 X FF 95 2-1 1 BB 2 1B 19 BB 1B 1-2	S FF 92 F FF 93 B FF 92 X FF 93 1-2 2 1B 1 FC4-6 1B 2-H	4	2	2	2	1	1	1
2 Kelly Johnson, L (1, 4) OBP: 0.334, SLG: 0.405	C SI 88 S SL 80 X SI 90 0-2 ③ FC4-6 1-2f			B SI 89 C SI 88 C SL 82 B SL 82 B SI 89 F SI 88 F SI 88 S SL 80 3-3 ② K		B FF 87 C FF 87 B FF 88 F FF 90 B FF 90 F FF 89 T FF 89 3-2 ② K		F FF 90 X FF 90 0-1 19 BB 1 BB 1-2 2-3 1B	B FF 91 S FF 92 X FF 92 1-1 1 FC4-6 19 1B 1-3 1B	5	1	2	0	0	2	3
5 Clint Sammons, R (1, 2) OBP: 0.270, SLG: 0.294		C FF 87 B CH 82 X SL 79 1-1 ① F7		B SI 88 C CH 82 B CH 88 F SI 89 F SL 81 B SI 91 B CH 88 4-2 28 FC6-4 BB		B FF 90 C FF 89 F FF 89 B FF 91 X FF 89 2-2 1-2 2-H 1B		S FF 90 S FF 90 B FF 90 X FF 90 1-2 ① F8	B FF 92 X FF 92 1-0 ① P3	4	0	1	1	1	0	5
49 Jair Jurrjens, R ERA: 3.86, SLG: 0.429 38 Buddy Carlyle, L ERA: 5.63, SLG: 0.526 28 Brandon Jones, L OBP: 0.313, SLG: 0.429 Vladimir Nunez, R Greg Norton, S OBP: 0.333, SLG: 0.476 Julian Tavarez, L 30 Jeff Bennett, R ERA: 0.00, SLG: 0.000 16 Brian McCann, L OBP: 0.500, SLG: 0.526 Will Ohman, L Mark Kotsay, L OBP: 0.400, SLG: 0.419		F SI 87 F CH 87 B SL 82 X SL 82 1-2 ② G6-3		D SL 79 F SI 88 C SI 90 X SI 90 1-2 ③ FC6-4 1-2f	B CU 72 S FF 90 B CH 81 X SI 89 2-1 ③ L4	C FF 90 X SL 82 0-1 ② F6	B FF 93 B FF 92 I IN 85 I IN 86 4-0 1 FC4-6 IBB	1 0 0 0 0 0 0 0 0 0 0 0 0 0 1 0 0 0 0 0 1 0 0 0 0 0 0 0 1 0 0 0 0 0 2 0 0 0 0 0 0 0 1 0 0 0 0 0 3 0 0 0 0 0 0 0 0 0 0 0 1 0 0							
Inning Stats	R: 3 E: 0 K: 0 S: 12 H: 3 LOB: 1 BB: 1 P: 21	R: 0 E: 0 K: 0 S: 9 H: 1 LOB: 1 BB: 0 P: 14	R: 0 E: 0 K: 1 S: 10 H: 0 LOB: 0 BB: 0 P: 14	R: 0 E: 0 K: 2 S: 17 H: 0 LOB: 1 BB: 1 P: 27	R: 0 E: 0 K: 0 S: 6 H: 0 LOB: 0 BB: 0 P: 10	R: 1 E: 0 K: 1 S: 21 H: 2 LOB: 2 BB: 1 P: 34	R: 0 E: 0 K: 1 S: 5 H: 1 LOB: 1 BB: 1 P: 10	R: 2 E: 0 K: 1 S: 16 H: 2 LOB: 3 BB: 3 P: 33	R: 4 E: 0 K: 0 S: 19 H: 5 LOB: 2 BB: 1 P: 30	1B: 11 2B: 3 3B: 0 HR: 0 SF: 0 SAC: 0 DP: 1 HBP: 0	WP: 1 PB: 0 SB: 0 CS: 0 PA: 47					

PITCHER		IP	WLS	BF	H	R	ER	SO	BB	IBB	HBP	BLK	WP	HR	S	P	ERA	WHIP
Scott Olsen, L ERA: 4.19	(1, 1)	5.1		24	5	4	4	3	3	0	0	0	1	0	65	103	6.75	1.500
Mark Hendrickson, L ERA: 5.59	(6, 1)	0.2	H	3	1	0	0	1	0	0	0	0	0	0	10	17	0.00	1.500
22 Matt Lindstrom, R ERA: 3.52	(7, 1)	1.0		6	2	2	2	1	2	0	0	0	0	0	9	20	18.00	4.000
Arthur Rhodes, L ERA: 2.28	(8, 1)	0.2	H	4	1	0	0	0	1	0	0	0	0	0	8	13	0.00	3.000
Joe Nelson, R ERA: 1.89	(8, 1)	0.0		1	0	0	0	0	1	0	0	0	0	0	1	5	∞	∞

PITCHER		IP	WLS	BF	H	R	ER	SO	BB	IBB	HBP	BLK	WP	HR	S	P	ERA	WHIP
Kevin Gregg, R ERA: 3.26	(8, 1)	1.0	L	9	5	4	4	1	0	1	0	0	0	0	22	35	36.00	5.000

BOTTOM

Florida Marlins @ Atlanta Braves

Turner Field, Atlanta, GA

Tue Aug 26 2008, 7:00 PM EDT
Att. 17,539 - Partly Cloudy - 75 F

livebaseballscorecards.com

AB	39
R	10
H	14
RBI	10
BB	8
SO	6
LOB	25

Florida Marlins @ Atlanta Braves

Turner Field, Atlanta, GA

Wed Aug 27 2008, 7:00 PM EDT

Att. 19,755 - Cloudy - 76 F

TOP

livebaseballscorecards.com

Batter	1	2	3	4	5	6	7	8	9	AB	R	H	RBI	BB	SO	LOB
2 Hanley Ramirez, R (1, 6) OBP: 0.389, SLG: 0.537	S FF 87 F SI 83 S CH 78 0-3 K ①		C SI 83 C FF 89 S FC 86 0-3 K ②		X SI 82 0-0 2-H 3-H 1B			X CU 73 0-0 1B ①		4	0	2	2	0	2	1
Paul Lo Duca, R (1, 2) OBP: 0.314, SLG: 0.294	B FF 86 C FF 87 B SI 83 X SI 82 2-1 L7 ②		C CU 73 C FF 88 1 SAFE F FC 86 D SI 83 X SI 86 1-2 G5-3 ③		1 SAFE B SI 83 C SI 81 1 SAFE B FC 83 B SI 81 1 SAFE 1 SAFE X FF 86 3-1 L9 ③			C FF 87 X FC 84 0-1 G5-3 ②		4	0	0	0	0	0	2
Luis Gonzalez, L (1, 9) OBP: 0.334, SLG: 0.410 27 Jeremy Hermida, L (6, PR) (6, 9) OBP: 0.329, SLG: 0.423	B FF 89 F FF 89 X SI 86 1-1 G3-1 ③			B FF 88 B FC 85 B SI 85 C FF 87 B CH 80 4-1 3 G4-6-3 BB		C CU 74 B FF 89 X FC 83 1-1 3 G4-3 2B		C FF 89 S SI 86 X FF 90 0-2 1B		2 1	0 0	1 1	0 0	1 0	0 0	0 0
3 Jorge Cantu, R (1, 3) OBP: 0.325, SLG: 0.465		B SI 82 B SI 84 X FF 88 2-0 12 L4 2B		B SI 83 C FC 84 F FC 85 X SI 82 1-2 G4-6-3 ①② 1-2f		X FC 84 0-0 G4-3 ① 2-3		B SI 83 X SI 82 1-0 F7 ③		4	0	1	0	0	0	3
Josh Willingham, R (1, 7) OBP: 0.364, SLG: 0.456		X FF 88 0-0 F9 ①		B FF 88 F FF 89 F FF 90 S SI 81 1-3 K ③		C SI 85 F FF 89 B SI 86 F FF 88 B SI 81 X SI 85 2-2 G6-3 ②			C FF 93 S CU 76 C FF 94 0-3 K ①	4	0	0	0	0	2	3
12 Cody Ross, R (1, 8) OBP: 0.319, SLG: 0.504		X 0-0 L4 ②③ 2-2			C SI 82 B FF 88 F FC 84 B CH 76 X FF 89 2-2 18 FC2-5 2B	F SI 83 X SI 82 0-1 G1-3 ③			B FF 94 S FF 94 F FF 93 B CU 80 F FF 95 X FF 95 2-2 G6-3 ②	4	0	1	0	0	0	3
6 Dan Uggla, R (1, 4) OBP: 0.355, SLG: 0.535			F SI 84 B SI 83 C FC 84 X SI 85 1-2 18 1B 2B	B SI 83 B FF 88 B CH 78 C SI 84 B FC 84 4-1 55 SH5-4 18 FC2-5 2 1B BB			B SI 83 S FC 83 F FF 88 X SI 86 1-2 G6-3 ①		C FF 94 B FF 94 F FF 93 F CU 78 F FF 93 F FF 93 B CH 86 F CU 78 F SL 84 3-2 F FF 94 B CH 85 X FF 92 HR	3	3	2	1	1	0	0
18 Wes Helms, R (1, 5) OBP: 0.305, SLG: 0.350			X FC 84 0-0 2-H 1B	B FF 88 X SI 82 1-0 FC2-5 55 SH5-4 2 1B 1-2 2-3f		C SI 84 X CH 76 0-1 F9 ②			B FF 93 F FF 91 B FF 94 X CU 77 2-1 F8 ③	4	1	1	1	0	0	2
55 Josh Johnson, L (1, 1) OBP: 0.238, SLG: 0.300			C SI 85 B SI 83 L SI 82 B FC 85 M CH 80 2-3 K ①	B FF 87 D SI 84 X FF 85 2-0 SH5-4 ② 1-2 2-3		C FF 89 C FF 89 B CU 76 S FC 84 1-3 K ③				2	0	0	0	0	2	1

	AB	R	H	RBI	BB	SO
	32	4	9	4	2	6

LOB 15

Inning Stats																																
	R: 0 E: 0 K: 1 S: 7		H: 0 LOB: 0 BB: 0 P: 10		R: 0 E: 0 K: 0 S: 3		H: 1 LOB: 0 BB: 0 P: 5		R: 1 E: 0 K: 2 S: 14		H: 2 LOB: 0 BB: 0 P: 18		R: 0 E: 0 K: 1 S: 7		H: 0 LOB: 0 BB: 1 P: 13		R: 2 E: 0 K: 0 S: 9		H: 2 LOB: 1 BB: 1 P: 21		R: 0 E: 0 K: 0 S: 9		H: 1 LOB: 2 BB: 0 P: 12		R: 0 E: 0 K: 1 S: 8		H: 0 LOB: 0 BB: 0 P: 10		R: 0 E: 0 K: 0 S: 7		H: 2 LOB: 1 BB: 0 P: 8		R: 1 E: 0 K: 1 S: 18		H: 1 LOB: 0 BB: 0 P: 25		1B: 4 2B: 5 3B: 0 HR: 1		SF: 0 SAC: 1 DP: 2 HBP: 0		WP: 0 PB: 0 SB: 0 CS: 0		PA: 35

PITCHER		IP	WLS	BF	H	R	ER	SO	BB	IBB	HBP	BLK	WP	HR	S	P	ERA	WHIP
Mike Hampton, L ERA: 5.85	(1, 1)	8.0	L	31	8	3	3	5	2	0	0	0	0	0	64	97	3.38	1.250
56 Blaine Boyer, R ERA: 5.21	(9, 1)	1.0		4	1	1	1	1	0	0	0	0	0	1	18	25	9.00	1.000

PITCHER	IP	WLS	BF	H	R	ER	SO	BB	IBB	HBP	BLK	WP	HR	S	P	ERA	WHIP

Florida Marlins @ Atlanta Braves

Turner Field, Atlanta, GA

Wed Aug 27 2008, 7:00 PM EDT

Att. 19,755 - Cloudy - 76 F

BOTTOM

livebaseballscorecards.com

Batter	1	2	3	4	5	6	7	8	9	AB	R	H	RBI	BB	SO	LOB
1 Grégor Blanco, L (1, 8) OBP: 0.371, SLG: 0.314	C FF 93 B FF 94 B FF 94 C FF 92 F SL 89 B FF 95 F FF 95 B FF 93 4-2 19 G4-6-3 BB			L FF 91 B FF 92 B SL 87 C FF 92 F FF 93 F SL 86 S FF 93 2-3 ① K		B FF 92 B FF 94 C FF 92 F FF 94 F FF 92 B SL 87 B FF 93 4-2 19 G6-4-3 BB		F FF 93 F FF 93 B FF 93 S FF 92 1-3 ③ K		2	0	0	0	2	2	2
19 Yunel Escobar, R (1, 6) OBP: 0.360, SLG: 0.385	B FF 95 1 SAFE C SL 87 S FF 94 1 SAFE X FF 94 1-2 ①② G4-6-3 1-2f			B SL 85 X FF 93 1-0 ② G5-3		X FF 92 0-0 ②③ G6-4-3 1-2f			B FF 91 C FF 92 C SL 86 C SL 85 1-3 ① K	4	0	0	0	0	1	2
10 Chipper Jones, S (1, 5) OBP: 0.455, SLG: 0.562	F FF 95 S SL 88 B SL 89 B FF 94 X FF 94 2-2 ③ G3-1			C SL 86 X FF 92 0-1 ③ F8			B FF 92 X FF 91 1-0 ① P6		B FF 92 F FF 93 X FF 92 1-1 ① 2 BB 1B	4	0	1	0	0	0	0
16 Brian McCann, L (1, 2) OBP: 0.366, SLG: 0.521		C FF 93 C FF 94 X SL 87 0-2 ① P5			C FF 92 X FF 92 0-1 ① G6-3		X FF 92 0-0 ② P2		X FF 93 0-0 ② F9	4	0	0	0	0	0	1
2 Kelly Johnson, L (1, 4) OBP: 0.335, SLG: 0.409		F FF 94 B FF 94 S CH 90 X SL 88 1-2 ② G4-3			S SL 86 C SL 85 F FF 94 F FF 93 B FF 92 X SL 87 1-2 14 G6-3 3B		C FF 93 S CH 89 B FF 93 F FF 93 B CH 89 F CH 89 F CH 89 S FF 94 2-3 ③ K		B FF 93 B FF 92 B FF 93 C FF 92 B FF 92 4-1 14 FC6-4 1-2 BB	3	1	1	0	1	1	0
14 Martín Prado, R (1, 3) OBP: 0.387, SLG: 0.504		C FF 94 B FF 94 F FF 93 C SL 88 1-3 ③ K			C FF 92 X SL 87 0-1 ② G6-3 3-H			X FF 91 0-0 E3 28 SH5-3 7 1B	X SL 87 0-0 ③ FC6-4 1-2f	4	0	0	1	0	1	2
7 Jeff Francoeur, R (1, 9) OBP: 0.290, SLG: 0.350			X FF 90 0-0 ① F8		F FF 92 B SL 85 X FF 92 1-1 1B			F FF 91 S SL 86 D SL 87 B FF 93 1 SAFE X FF 93 2-2 28 SH5-3 1-2 1B		3	0	2	0	0	0	0
28 Brandon Jones, L (1, 7) OBP: 0.303, SLG: 0.444			C FF 92 X SL 87 0-1 ② G1-3		1 SAFE X FF 93 0-0 ③ G4-3			X FF 92 0-0 ① SH5-3 1-2 2-3		2	0	0	0	0	0	1
Mike Hampton, R (1, 1) OBP: 0.267, SLG: 0.357 Greg Norton, S (8, PH) OBP: 0.354, SLG: 0.413 56 Blaine Boyer, R (9, 1)			F FF 93 S FF 92 F SL 84 S SL 88 0-3 ③ K			C FF 91 B FF 92 S FF 91 B FF 93 C SL 86 2-3 ① K		B SL 84 F FF 92 C SL 85 S FF 93 1-3 ② K		2 1 0	0 0 0	0 0 0	0 0 0	0 1 0	2 1 0	0 2 0
Inning Stats	R: 0 E: 0 K: 0 S: 10 H: 0 LOB: 0 BB: 1 P: 17	R: 0 E: 0 K: 1 S: 9 H: 0 LOB: 0 BB: 0 P: 11	R: 0 E: 0 K: 1 S: 7 H: 0 LOB: 0 BB: 0 P: 7	R: 0 E: 0 K: 1 S: 8 H: 0 LOB: 0 BB: 0 P: 11	R: 1 E: 0 K: 0 S: 12 H: 2 LOB: 1 BB: 0 P: 14	R: 0 E: 0 K: 1 S: 7 H: 0 LOB: 0 BB: 1 P: 13	R: 0 E: 0 K: 1 S: 8 H: 0 LOB: 0 BB: 0 P: 11	R: 0 E: 1 K: 2 S: 11 H: 1 LOB: 2 BB: 0 P: 15	R: 0 E: 0 K: 1 S: 8 H: 1 LOB: 2 BB: 1 P: 14	1B: 3 2B: 0 3B: 1 HR: 0 SF: 0 SAC: 1 DP: 2 HBP: 0						

	AB	29
	R	1
	H	4
	RBI	1
	BB	3
	SO	8
	LOB	10

PITCHER		IP	WLS	BF	H	R	ER	SO	BB	IBB	HBP	BLK	WP	HR	S	P	ERA	WHIP
55 Josh Johnson, R ERA: 3.12	(1, 1)	9.0	W	33	4	1	1	8	3	0	0	0	0	0	80	113	1.00	0.778

PITCHER	IP	WLS	BF	H	R	ER	SO	BB	IBB	HBP	BLK	WP	HR	S	P	ERA	WHIP

Batter	1	2	3	4	5	6	7	8	9	AB	R	H	RBI	BB	SO	LOB
2 Hanley Ramirez, R (1, 6) OBP: 0.389, SLG: 0.533	C FF 91 C SI 93 X FF 92 0-2 ① G3			C SL 82 F FF 90 X SI 91 0-2 ① G6-3		X FF 90 0-0 ① F7 2-3		B SI 93 B SI 93 C FF 93 B SL 85 B SI 92 4-1 G6-4-3 BB		3	0	0	0	1	0	2
Luis Gonzalez, L (1, 7) OBP: 0.336, SLG: 0.414 Doug Waechter, R (8, 1) OBP: 0.167, SLG: 0.167	C FF 93 X SI 90 0-1 ② G6-3			C CH 80 C FF 91 X CU 76 0-2 3 G5-4-3 1B		D SI 88 X CH 80 1-0 ② 1-H 3-H 2B		X SI 93 0-0 ②③ G6-4-3 1-2f		4 0	0 0	2 0	1 0	0 0	0 0	1 0
3 Jorge Cantu, R (1, 5) OBP: 0.324, SLG: 0.462	C FF 93 B FF 92 X FF 92 1-1 ③ P4			C SL 83 X SI 88 0-1 ②③ G5-4-3 1-2f		B FF 90 D CU 77 B SL 82 C FF 90 B CH 79 4-1 BB			B FF 94 C FF 94 F SL 84 B FF 94 F SL 83 S SL 83 2-3 ① K	3	0	0	0	1	1	1
Mike Jacobs, L (1, 3) OBP: 0.282, SLG: 0.503 Josh Willingham, R (9, PH) OBP: 0.363, SLG: 0.454		B FF 91 B FF 89 C SI 90 F FF 92 C CU 76 2-3 ① K			F SI 91 B SI 88 S SL 80 X SL 82 1-2 ① G3	F SL 84 B SI 92 X CH 80 1-1 ③ G3			B FF 94 B FF 93 C FF 92 F SL 82 S FF 94 2-3 ② K	3 1	0 0	0 0	0 0	0 0	1 1	2 0
12 Cody Ross, R (1, 8) OBP: 0.315, SLG: 0.499 (8, 7)		C FF 91 B SL 83 B FF 91 F CH 80 F FF 93 S FF 92 2-3 ② K			C CH 79 C SL 80 F CU 74 X SL 81 0-2 ② G4-3		C SL 80 B SL 81 F SL 83 B SI 91 S SI 89 2-3 ① K		C FF 94 B SL 84 S SL 83 S SL 84 1-3 ③ K2-3	4	0	0	0	0	3	0
27 Jeremy Hermida, L (1, 9) OBP: 0.329, SLG: 0.421		F FF 92 C CU 76 S SL 86 0-3 ③ K			B FF 92 B SI 89 C CH 79 X SL 81 2-1 ③ G5-3		B SI 91 B SI 91 B SI 92 C SI 90 B SI 91 4-1 21 WP BB			2	0	0	0	1	1	0
6 Dan Uggla, R (1, 4) OBP: 0.355, SLG: 0.536			C FF 91 B SI 90 B SL 82 X FF 91 2-1 ① F8			C CH 80 X SL 80 0-1 21 2B 2B	F SI 91 B SI 90 B SI 93 S SL 82 F CH 85 S SL 81 2-3 ② K			3	1	1	0	0	1	1
21 John Baker, L (1, 2) OBP: 0.364, SLG: 0.441			B FF 93 B FF 91 X SI 89 2-0 ② G3			B FF 90 X FF 91 1-0 2 F7 2B 2-H 2B	B CH 84 B SL 82 T CH 83 C SI 91 S CH 83 2-3 ③ K 1-2			3	1	1	1	0	1	1
19 Aníbal Sánchez, R (1, 1) Paul Lo Duca, R (6, PH) OBP: 0.318, SLG: 0.294 20 Logan Kensing, R (6, 1) Mark Hendrickson, L (7, 1) OBP: 0.286, SLG: 0.382 4 Alfredo Amezaga, S (8, PH) OBP: 0.309, SLG: 0.344 (8, 8)			C FF 90 C SI 91 F SI 92 B SI 91 B FF 93 X SI 89 2-2 ③ G4-3			B FF 89 B SL 82 B SI 91 C SI 90 B SI 87 4-1 2B BB		C FF 92 X SL 86 0-1 ① G4-3		1 0 0 0 1	0 0 0 0 0	0 0 0 0 0	0 0 0 0 0	0 1 0 0 0	0 0 0 0 0	0 0 0 0 0
Inning Stats	R: 0 E: 0 K: 0 S: 7 H: 0 LOB: 0 BB: 0 P: 8	R: 0 E: 0 K: 3 S: 10 H: 0 LOB: 0 BB: 0 P: 14	R: 0 E: 0 K: 0 S: 7 H: 0 LOB: 0 BB: 0 P: 13	R: 0 E: 0 K: 0 S: 8 H: 1 LOB: 0 BB: 0 P: 8	R: 0 E: 0 K: 0 S: 9 H: 0 LOB: 0 BB: 0 P: 12	R: 2 E: 0 K: 0 S: 9 H: 3 LOB: 2 BB: 2 P: 20	R: 0 E: 0 K: 3 S: 11 H: 0 LOB: 1 BB: 1 P: 21	R: 0 E: 0 K: 0 S: 4 H: 0 LOB: 0 BB: 1 P: 8	R: 0 E: 0 K: 3 S: 10 H: 0 LOB: 0 BB: 0 P: 15	1B: 1 2B: 3 3B: 0 HR: 0 SF: 0 SAC: 0 DP: 2 HBP: 0						

PITCHER		IP	WLS	BF	H	R	ER	SO	BB	IBB	HBP	BLK	WP	HR	S	P	ERA	WHIP
50 Charlie Morton, R ERA: 6.1	(1, 1)	6.0	W	22	4	2	2	3	2	0	0	0	0	0	50	75	3.00	1.000
Julian Tavarez, R ERA: 5.58	(7, 1)	1.0	H	4	0	0	0	3	1	0	0	0	1	0	11	21	0.00	1.000
30 Jeff Bennett, R ERA: 4.14	(8, 1)	1.0	H	3	0	0	0	0	1	0	0	0	0	0	4	8	0.00	1.000
51 Michael Gonzalez, L ERA: 3.38	(9, 1)	1.0	S	3	0	0	0	3	0	0	0	0	0	0	10	15	0.00	0.000

PITCHER	IP	WLS	BF	H	R	ER	SO	BB	IBB	HBP	BLK	WP	HR	S	P	ERA	WHIP

TOP

Florida Marlins @ Atlanta Braves

Turner Field, Atlanta, GA

Thu Aug 28 2008, 7:00 PM EDT

Att. 20,155 - Clear - 83 F

livebaseballscorecards.com

AB	28
R	2
H	4
RBI	2
BB	4
SO	9
LOB	8

PA: 32

WP: 1
PB: 0
SB: 0
CS: 0

BOTTOM

Florida Marlins @ Atlanta Braves

Turner Field, Atlanta, GA

Thu Aug 28 2008, 7:00 PM EDT

Att. 20,155 - Clear - 83 F

Batter	1	2	3	4	5	6	7	8	9	AB	R	H	RBI	BB	SO	LOB
Josh Anderson, L (1, 8) OBP: 0.429, SLG: 0.417	B FF 88 F FF 88 F FF 89 B FF 90 B SL 80 B FF 92 4-2 14 G6-4-3 BB	F FF 90 X FF 90 0-1 14 1B 1-3 1B			B CU 70 B FF 87 B FS 86 C FF 88 B FF 87 4-1 14 G4-3 14 S 16 HR BB		F FF 92 C CU 79 B FF 92 B FF 92 B FF 91 F FF 92 C FF 92 3-3 ① K			2	1	1	0	2	1	0
14 Martín Prado, R (1, 3) OBP: 0.390, SLG: 0.504	B FF 89 1 SAFE B SL 82 X SI 88 2-0 ①② G6-4-3 1-2f	B SL 82 B FF 90 X FF 91 2-0 1-3 3-H 1B			1 SAFE C SL 76 S SL 79 F FS 83 B FF 88 F SL 77 B FS 82 D SL 80 X FF 89 3-2 ① G4-3 1-3		B CU 80 C FF 92 B CU 79 B CU 78 C FF 92 X FF 91 3-2 10 1B 1B			4	0	2	1	0	0	2
10 Chipper Jones, S (1, 5) OBP: 0.458, SLG: 0.563	B SI 91 C CU 73 F SL 80 X SI 90 1-2 19 BB 16 E 1B	C CU 74 F FS 84 S SL 80 0-3 ③ K			I IN 72 I IN 72 I IN 71 I IN 70 4-0 16 HR IBB		X FF 92 0-0 16 G3-6-3 1-3 1B			3	1	2	0	1	1	2
16 Brian McCann, L (1, 2) OBP: 0.367, SLG: 0.527	B SI 90 B SI 90 S SI 90 S CU 73 1 SAFE D SL 80 B FS 82 4-2 19 BB 1-2 BB		B FF 88 S FS 80 C FF 88 B FS 81 X SL 79 2-2 ① G4-3		X FF 88 0-0 1-H 3-H HR		B FF 89 F FF 88 X FF 88 1-1 ②③ G3-6-3 1-2f			3	1	1	3	1	0	2
19 Yunel Escobar, R (1, 6) OBP: 0.359, SLG: 0.382	B SI 88 B CU 71 B FF 89 C FF 90 F FF 90 F SL 80 F SL 79 F CU 74 D FF 92 4-2 1-2 2-3 BB		B SL 80 X SL 78 1-0 ② F9		C CU 71 F FS 82 B FF 91 F FS 82 B SL 79 B CU 70 S FS 80 3-3 ② K			X SL 83 0-0 ① G6-3		3	0	0	0	1	1	0
2 Kelly Johnson, L (1, 4) OBP: 0.333, SLG: 0.405	X CU 72 0-0 ③ F9		B FF 90 S FS 82 B FS 83 X FS 80 2-1 ③ P6		F FS 82 X FS 83 0-1 ③ G4-3			S SL 83 X FF 91 0-1 ② L7		4	0	0	0	0	0	3
7 Jeff Francoeur, R (1, 9) OBP: 0.290, SLG: 0.350		B SL 80 B FF 88 B FF 87 C FF 89 X FF 89 3-1 ① F8		X SL 77 0-0 ① P2		C SI 94 B FF 94 F FF 93 B FF 93 F FF 93 S CU 80 2-3 ① K		F SL 83 B FF 91 X SL 83 1-1 1B		4	0	1	0	0	1	0
28 Brandon Jones, L (1, 7) OBP: 0.304, SLG: 0.439 Julian Tavarez, L (7, 1) 30 Jeff Bennett, R (8, 1) OBP: 0.364, SLG: 0.333 Greg Norton, S (8, PH) OBP: 0.352, SLG: 0.411 51 Michael Gonzalez, R (9, 1)		B SI 90 B FF 89 C FF 90 X SI 89 2-1 1B 14 1B 1B		B FF 88 C SL 78 B FS 81 X SL 78 2-1 ② F8		B FF 93 C FF 92 B CU 79 F FF 92 S FF 94 2-3 ② K		B SL 83 1 SAFE C SI 89 F SI 89 B SL 83 1 SAFE C FF 90 2-3 ③ K		3 0 0 1 0	1 0 0 0 0	1 0 0 0 0	0 0 0 0 0	1 0 0 1 0	0 0 0 1 0	0 0 0 1 0
50 Charlie Morton, R (1, 1) OBP: 0.071, SLG: 0.143 1 Grégor Blanco, L (6, PH) OBP: 0.370, SLG: 0.313 (7, 7)		L FF 90 X FF 90 0-1 ② F8		X FF 89 0-0 ③ P4		F FF 94 B CU 80 C FF 93 B SI 93 C FF 93 2-3 ③ K				2 1	0 0	0 0	0 0	0 1	0 0	1 0
Inning Stats	R: 0 E: 1 K: 0 S: 14 H: 1 LOB: 3 BB: 3 P: 29	R: 1 E: 0 K: 1 S: 12 H: 3 LOB: 2 BB: 0 P: 19	R: 0 E: 0 K: 0 S: 6 H: 0 LOB: 0 BB: 0 P: 11	R: 0 E: 0 K: 0 S: 4 H: 0 LOB: 0 BB: 0 P: 6	R: 3 E: 0 K: 1 S: 13 H: 1 LOB: 0 BB: 2 P: 27	R: 0 E: 0 K: 3 S: 10 H: 0 LOB: 0 BB: 0 P: 16	R: 0 E: 0 K: 1 S: 10 H: 2 LOB: 1 BB: 0 P: 17	R: 0 E: 0 K: 1 S: 8 H: 1 LOB: 1 BB: 0 P: 11		1B: 7 2B: 0 3B: 0 HR: 1	SF: 0 SAC: 0 DP: 2 HBP: 0			WP: 0 PB: 0 SB: 1 CS: 0	PA: 35	

livebaseballscorecards.com

AB	30
R	4
H	8
RBI	4
BB	5
SO	7
LOB	11

PITCHER		IP	WLS	BF	H	R	ER	SO	BB	IBB	HBP	BLK	WP	HR	S	P	ERA	WHIP
19 Aníbal Sánchez, R ERA: 4.46	(1, 1)	5.0	L	24	5	4	4	2	4	1	0	0	0	1	49	92	7.20	1.800
20 Logan Kensing, R ERA: 3.83	(6, 1)	1.1		6	2	0	0	4	0	0	0	0	0	0	18	30	0.00	1.500
Mark Hendrickson, L ERA: 5.56	(7, 1)	0.2		1	0	0	0	0	0	0	0	0	0	0	2	3	0.00	0.000
Doug Waechter, R ERA: 3.45	(8, 1)	1.0		4	1	0	0	1	0	0	0	0	0	0	8	11	0.00	1.000

PITCHER	IP	WLS	BF	H	R	ER	SO	BB	IBB	HBP	BLK	WP	HR	S	P	ERA	WHIP

Atlanta Braves @ Washington Nationals

Nationals Park, Washington, DC

Fri Aug 29 2008, 7:35 PM EDT

Att. 22,737 - Overcast - 72 F

TOP

livebaseballscorecards.com

Batter	1	2	3	4	5	6	7	8	9	AB	R	H	RBI	BB	SO	LOB
Josh Anderson, L (1, 8) OBP: 0.394, SLG: 0.379	B SI 86 B FF 88 C FF 87 X FF 88 2-1 L1		C FF 88 F SI 88 C FF 90 0-3 K		F FF 87 S SI 87 F SI 88 X SL 82 0-2 E4 14 2B 1B		X FF 88 0-0 P4		C FF 95 B FF 95 B FF 96 F FF 96 F FF 96 F FF 95 F FF 95 F SL 86 X FF 96 2-2 FC6-4 14 DI 1-2f 2-3	5	1	1	0	0	1	4
14 Martín Prado, R (1, 3) OBP: 0.384, SLG: 0.500	B FF 89 X SI 89 1-0 E3 16 BB 10 1B		B FF 90 X SI 89 1-0 G4-3		B FF 88 F FF 89 X FF 90 1-1 2-H 2B		B FF 91 B FF 92 X FF 91 2-0 FC5-4 1-2f		D SL 84 C FF 96 C FF 96 F FF 96 S SL 88 1-3 K 1-2	5	0	1	1	0	1	4
10 Chipper Jones, S (1, 5) OBP: 0.458, SLG: 0.561	C SL 86 B SI 89 C CH 82 B SL 85 F SL 86 F SI 90 F SL 86 F CH 83 X SI 90 2-2 16 BB 1-2 1B			C CH 81 B SI 88 B SL 84 B CH 81 F SI 87 F FF 88 S SL 85 3-3 K	C FF 90 D SL 86 X SI 89 1-1 G4-3			B FC 90 B FF 89 B FF 90 B FF 90 4-0 19 G4-6-3 16 1B BB		3	0	1	0	1	1	1
16 Brian McCann, L (1, 2) OBP: 0.370, SLG: 0.528	B FF 88 B FF 91 B FF 90 B FF 90 4-0 19 G1-6-3 1-2 2-3 BB			F SL 85 F SI 88 X CU 77 0-2 19 G6-3 1B		B SI 87 X FF 88 1-0 F7		C FF 91 C FC 86 F FF 90 F FF 91 B SL 86 X SL 85 1-2 19 G4-6-3 1-2 1B		3	0	2	0	1	0	0
19 Yunel Escobar, R (1, 6) OBP: 0.356, SLG: 0.379	B SL 86 B FF 90 B FF 89 C FF 88 X FF 88 3-1 G1-6-3 1-2f			B FF 89 S CH 81 X FF 89 1-1 G6-3 1-2f		B FF 87 X FF 88 1-0 F8		X SL 85 0-0 G4-6-3 1-2f 2-3		4	0	0	0	0	0	6
4 Omar Infante, R (1, 7) OBP: 0.355, SLG: 0.451		B FF 86 F FF 88 X SL 84 1-1 F8			C SI 86 X SL 83 0-1 2 G3-1 HR 2B	F FF 90 B CH 84 X FF 89 1-1 F8		B FF 90 B FC 86 C FF 90 F FF 91 S FC 87 2-3 K2-3		4	1	1	0	0	1	1
7 Jeff Francoeur, R (1, 9) OBP: 0.288, SLG: 0.347		B SI 88 X SI 87 1-0 G6-3			B SI 86 X FF 88 1-0 F8		X FF 86 0-0 G3		C SI 89 B CU 77 S CU 76 X CU 77 1-2 G6-3	4	0	0	0	0	0	1
2 Kelly Johnson, L (1, 4) OBP: 0.334, SLG: 0.405		C FF 89 B CU 79 X SL 84 1-1 P5			S SL 85 X SL 84 0-1 G3-1 2-3		C FF 86 B SI 86 B SI 87 S FF 89 X FF 89 2-2 28 WP 1B		B SI 88 F SI 88 F SI 90 H CU 77 2-2 FC6-4 1 BB HBP	3	0	1	0	0	0	1
57 Jorge Campillo, R (1, 1) OBP: 0.211, SLG: 0.216 38 Buddy Carlyle, L (4, 1) OBP: 0.333, SLG: 0.250 Greg Norton, S (5, PH) OBP: 0.356, SLG: 0.432 Elmer Dessens, R (5, 1) 56 Blaine Boyer, R (6, 1) 28 Brandon Jones, L (7, PH) OBP: 0.314, SLG: 0.439 Vladimir Nunez, R (7, 1) 1 Grégor Blanco, L (9, PH) OBP: 0.371, SLG: 0.313			C FF 87 B CH 80 C FF 89 F CU 77 B CH 84 T FF 90 2-2 K		B CH 81 F FF 89 X CH 82 1-1 3-H HR		B CU 80 B FF 89 B FF 88 C FF 88 C FF 88 F FF 88 B FF 89 4-2 14 FC5-4 1-2 BB		B SI 89 B SI 89 B SI 88 B SI 89 4-0 FC6-4 1-2 BB	1 0 1 0 0 0 0	0 0 1 0 0 0 0	0 0 1 0 0 0 0	0 0 2 0 0 1 0	0 0 0 0 0 0 0	1 0 0 0 0 0 0	0 0 0 0 0 0 0
Inning Stats	R: 0 E: 1 K: 0 S: 12 H: 1 LOB: 2 BB: 1 P: 24	R: 0 E: 0 K: 0 S: 5 H: 0 LOB: 0 BB: 0 P: 8	R: 0 E: 0 K: 2 S: 8 H: 0 LOB: 0 BB: 0 P: 11	R: 0 E: 0 K: 1 S: 9 H: 1 LOB: 0 BB: 0 P: 13	R: 3 E: 1 K: 0 S: 15 H: 4 LOB: 1 BB: 0 P: 19	R: 0 E: 0 K: 0 S: 4 H: 0 LOB: 0 BB: 0 P: 7	R: 0 E: 0 K: 0 S: 9 H: 1 LOB: 2 BB: 1 P: 17	R: 0 E: 0 K: 1 S: 9 H: 1 LOB: 1 BB: 1 P: 16	R: 0 E: 0 K: 1 S: 16 H: 0 LOB: 2 BB: 1 P: 26	1B: 5 2B: 2 3B: 0 HR: 1 SF: 0 SAC: 0 DP: 3 HBP: 1						

AB	33
R	3
H	8
RBI	3
BB	4
SO	5
LOB	18

WP: 1 PA: 38
PB: 0
SB: 0
CS: 0

PITCHER		IP	WLS	BF	H	R	ER	SO	BB	IBB	HBP	BLK	WP	HR	S	P	ERA	WHIP
Odalis Perez, L ERA: 4.14	(1, 1)	6.1	W	27	7	3	2	3	2	0	0	0	1	1	60	95	2.84	1.421
Charlie Manning, L ERA: 4.96	(7, 1)	0.1	H	1	0	0	0	0	0	0	0	0	0	0	1	1	0.00	0.000
74 Marco Estrada, R ERA: 5.06	(7, 1)	0.1	H	1	0	0	0	0	0	0	0	0	0	0	1	3	0.00	0.000
52 Saul Rivera, R ERA: 3.54	(8, 1)	1.0		4	1	0	0	1	1	0	0	0	0	0	9	16	0.00	2.000
59 Steven Shell, R ERA: 2.15	(9, 1)	0.1		3	0	0	0	0	1	0	1	0	0	0	5	12	0.00	3.000

PITCHER		IP	WLS	BF	H	R	ER	SO	BB	IBB	HBP	BLK	WP	HR	S	P	ERA	WHIP
38 Joel Hanrahan, R ERA: 3.57	(9, 1)	0.2	S	2	0	0	0	1	0	0	0	0	0	0	11	14	0.00	0.000

Batter	1	2	3	4	5	6	7	8	9	AB	R	H	RBI	BB	SO	LOB
22 Willie Harris, L (1, 7) OBP: 0.343, SLG: 0.437	C FF 86 B CH 75 C FF 86 B CU 72 B CH 74 X FF 86 3-2 **G1-3** ①	B FF 87 B CH 74 B CH 73 B SI 85 4-0 15 1B **BB**		1 SAFE C CH 73 B CU 70 B CH 73 B CH 72 B SI 85 4-1 15 G3 85 1B **BB** 1-2		C SI 89 B FF 90 B SI 90 B SI 89 B SI 87 4-1 15 G4-3 15 S 11 SF9 **BB**		B SL 77 X CH 82 1-0 **G5-3** ①		2	2	0	0	3	0	0
15 Cristian Guzman, S (1, 6) OBP: 0.333, SLG: 0.418	C FF 88 C FF 87 B CU 73 X FF 85 1-2 11 1B **2B**	C CU 71 B FF 86 B FF 86 X CH 75 2-1 11 FC6-4 **1B** 1-2 3-H		C FF 84 S FF 83 B CH 76 B FF 85 B FF 85 X CU 71 3-2 **G3** ② 1-2 2-3		1 SAFE F FF 90 B SI 90 B SI 90 1 SAFE B SI 90 X SL 85 3-1 **G4-3** ① 1-3		X FF 90 0-0 **E6** 11 G6-3		5	1	2	1	0	0	3
11 Ryan Zimmerman, R (1, 5) OBP: 0.319, SLG: 0.417	C SL 82 F CH 74 X SL 80 0-2 10 WP 2-H **1B** ③	C FF 84 S SL 80 X CU 72 0-2 **FC6-4** 1-2f		B SL 82 D CH 74 C FF 87 C SI 88 B SL 81 F SL 83 D CH 76 4-2 85 1B **BB**		B SI 91 F FF 91 C SI 91 B SL 85 F SL 84 X FF 91 2-2 **SF9** ② 3-H		C FF 90 B SL 83 S SL 83 B SL 83 X FF 91 2-2 **G6-3** ②③ 1-2f		3	0	1	2	1	0	3
85 Lastings Milledge, R (1, 8) OBP: 0.328, SLG: 0.407	C FF 87 B FF 85 S SL 82 F SL 82 S CU 72 1-3 **K** ②	F SI 85 S SL 81 B FF 85 F SL 80 S CU 72 1-3 **K** ①		C SL 83 B SI 88 X SL 81 1-1 1-3 2-H 3-H **1B**		B SI 91 B SL 82 X SI 90 2-0 10 1B **2B**				4	1	2	2	0	2	1
10 Ronnie Belliard, R (1, 3) OBP: 0.366, SLG: 0.468	1 SAFE C SL 81 B SL 80 F SL 84 X SL 83 1-2 **F7** ③ 1-2	C FF 88 B FF 88 F CH 75 X CU 72 1-2 **1B**		C FF 90 1 SAFE S FF 91 F FF 91 B FF 92 B SL 87 F FF 93 X FF 93 2-2 **G1-3** ③		B FF 94 B FF 95 F FF 96 B FF 96 C FF 95 X CU 79 3-2 2-H **1B**				4	0	2	1	0	0	3
34 Elijah Dukes, R (1, 9) OBP: 0.367, SLG: 0.466		X FC 83 0-0 3B **2B** X SL 80 0-0 **P4** ②		B SL 86 X FF 91 1-0 **L9** ①		1 SAFE F FF 94 T SL 86 C SL 86 0-3 **K** ③				4	1	1	0	0	1	2
3 Jesus Flores, R (1, 2) OBP: 0.296, SLG: 0.399		F FF 85 B CU 69 X SL 81 1-1 **F8** ① S FF 88 X SL 81 0-1 **P6** ③		B FF 90 S SL 84 X SI 91 1-1 **G6-3** ②			X FF 89 0-0 **L6** ①			4	0	0	0	0	0	2
Emilio Bonifácio, S (1, 4) OBP: 0.282, SLG: 0.351		B CH 74 X SL 83 1-0 15 1B 2-H **3B**		L CU 69 B CU 72 B CH 75 B FF 86 X FF 85 3-1 15 G3 22 S 85 1B **1B** B SI 90 B CH 82 B SI 89 C SI 87 B SI 90 4-1 **BB**			B CH 81 B SI 90 F CH 83 B SI 91 C CH 84 X SL 81 3-2 **G4-3** ②			3	2	2	1	1	0	0
Odalis Perez, L (1, 1) OBP: 0.163, SLG: 0.186 Charlie Manning, L (7, 1) 74 Marco Estrada, R (7, 1) Pete Orr, L (7, PH) OBP: 0.254, SLG: 0.298 52 Saul Rivera, S (8, 1) 59 Steven Shell, R (9, 1) 38 Joel Hanrahan, R (9, 1)	S CH 75 S CH 72 X CH 74 0-2 **G4-3** ②			B FF 86 1 SAFE D FF 84 C FF 85 1 SAFE B FF 83 C FF 83 L FF 83 3-3 **K** ① F SI 87 1 SAFE X CH 84 0-1 **G1-3** ③			B CH 82 S SL 78 C SI 91 S CH 83 1-3 **K** ③			3 0 0 1 0 0 0	0 0 0 0 0 0 0	0 0 0 0 0 0 0	0 0 0 0 0 0 0	1 0 0 1 0 0 0	3 0 0 0 0 0 0	
Inning Stats	R: 1 E: 0 K: 1 S: 16 H: 2 LOB: 1 BB: 0 P: 22	R: 2 E: 0 K: 0 S: 12 H: 3 LOB: 2 BB: 1 P: 20	R: 0 E: 0 K: 1 S: 10 H: 1 LOB: 1 BB: 0 P: 12	R: 2 E: 0 K: 1 S: 19 H: 2 LOB: 2 BB: 2 P: 39	R: 0 E: 0 K: 0 S: 6 H: 0 LOB: 1 BB: 1 P: 12	R: 2 E: 0 K: 1 S: 14 H: 2 LOB: 1 BB: 1 P: 28	R: 0 E: 0 K: 1 S: 7 H: 0 LOB: 0 BB: 0 P: 11	R: 0 E: 1 K: 0 S: 5 H: 0 LOB: 0 BB: 0 P: 8		1B: 6 2B: 3 3B: 1 HR: 0	SF: 1 SAC: 0 DP: 1 HBP: 0			WP: 1 PB: 0 SB: 2 CS: 0	PA: 39	

BOTTOM

Atlanta Braves @ Washington Nationals

Nationals Park, Washington, DC

Fri Aug 29 2008, 7:35 PM EDT

Att. 22,737 - Overcast - 72 F

livebaseballscorecards.com

AB	33
R	7
H	10
RBI	7
BB	5
SO	5
LOB	17

PITCHER		IP	WLS	BF	H	R	ER	SO	BB	IBB	HBP	BLK	WP	HR	S	P	ERA	WHIP
57 Jorge Campillo, R ERA: 3.61	(1, 1)	3.2	L	22	8	5	5	3	3	0	0	0	1	0	52	86	12.27	3.000
38 Buddy Carlyle, R ERA: 3.33	(4, 1)	0.1		1	0	0	0	0	0	0	0	0	0	0	5	7	0.00	0.000
Elmer Dessens, R ERA: 10.8	(5, 1)	1.2		8	1	2	2	0	2	0	0	0	0	0	14	31	10.80	1.800
56 Blaine Boyer, R ERA: 5.19	(6, 1)	0.1		2	1	0	0	1	0	0	0	0	0	0	6	9	0.00	3.000
Vladimir Nunez, R ERA: 4.95	(7, 1)	2.0		6	0	0	0	1	0	0	0	0	0	0	12	19	0.00	0.000

PITCHER	IP	WLS	BF	H	R	ER	SO	BB	IBB	HBP	BLK	WP	HR	S	P	ERA	WHIP

Batter	1	2	3	4	5	6	7	8	9	10	AB	R	H	RBI	BB	SO	LOB
Josh Anderson, L (1, 8) OBP: 0.436, SLG: 0.424	B FF 93 B FF 93 B FF 92 B FF 91 — 4-0 — 10 G4-3 — 1 SH1-3 — BB		B FF 93 X FF 92 — 1-0 — 10 2B — 2B	C FF 89 X CU 75 — 0-1 ② — G3 — 2-3		C FF 90 S CU 76 F FF 89 B CU 77 X CU 78 — 1-2 ② — G3-1		B FF 90 B FF 91 C FF 90 S FC 90 X FC 90 — 3-2 — 1 2B — 1-2 — 1B		C B B B SI 90 F SI 89 F SI 90 B SI 90 — 4-2 — BB	4	1	2	0	2	0	1
1 Grégor Blanco, L (1, 7) OBP: 0.372, SLG: 0.315	X FF 91 — 0-0 ① — SH1-3 — 1-2		B FF 91 S SL 86 B FF 92 F SL 86 X FF 93 — 2-2 ② — P6	B CH 88 B FF 90 F FF 89 B SI 88 C FF 90 B SL 88 — 4-2 — 10 FC6 — BB		B FF 88 C FF 88 F FF 89 F CU 76 F CU 77 F FF 88 B CU 79 S CU 78 — 2-3 ③ — K		C FC 91 B FF 91 X FF 91 — 1-1 ② — 1-H 2-H — 2B		B CU 76 B SI 88 F SI 88 B SI 88 X SI 88 — 3-1 ③ — P5	4	0	1	1	1	1	3
10 Chipper Jones, S (1, 5) OBP: 0.457, SLG: 0.569	C C X — 0-2 ② — G4-3 — 2-3		B SL 86 B CU 76 B FF 92 C FF 91 S FF 91 X FF 91 — 3-2 — 16 2B — 2-H — 2B	F FF 90 X FF 90 — 0-1 ③ — FC6 — 1-2f			B CU 77 C FF 86 B CU 78 X FF 86 — 2-1 — HR	B FF 91 S FC 85 X FF 90 — 1-1 ③ — G2-3			5	2	2	2	0	0	4
16 Brian McCann, L (1, 2) OBP: 0.372, SLG: 0.537	B CU 76 B CU 76 F FF 91 B FF 92 B SL 85 — 4-1 — 4 FC6-4 — BB		F FF 92 B SI 91 F SL 84 B CU 77 F CU 76 X SI 90 — 2-2 — 4 2B — 2-H — 2B		B FF 89 F SL 82 F SL 83 B FF 89 F CU 76 B CU 77 X SL 83 — 3-2 — HR		B FF 90 F FF 89 X FF 89 — 1-1 ① — F7		B FF 94 S FF 94 F SL 84 B SL 85 S SL 86 — 2-3 ① — K2-3		4	2	2	2	1	1	0
4 Omar Infante, R (1, 6) OBP: 0.352, SLG: 0.450	B FF 91 F FF 90 B CU 77 X FF 91 — 2-1 ③ — FC6-4 — 1-2f		S SL 86 X SL 87 — 0-1 — 14 1B — 2-H — 2B		C FF 90 F CU 77 B FF 88 B CU 78 F CU 76 F FF 89 F FF 91 B SL 87 X FF 90 — 3-2 ① — G6-3		C FF 94 X FF 94 — 0-1 ② — P4		C FF 95 B FF 95 X SL 84 — 1-1 ② — G6-3		5	1	1	1	0	0	2
14 Martín Prado, R (1, 3) OBP: 0.391, SLG: 0.524		F FF 90 X FF 92 — 0-1 ① — L8	S FF 90 X FF 91 — 0-1 — 2-H — 1B		B FF 90 X FF 90 — 1-0 — HR		C FF 96 X FF 95 — 0-1 — 1B		X FF 94 — 0-0 ③ — G6-3		5	1	3	2	0	0	0
28 Brandon Jones, L (1, 9) OBP: 0.293, SLG: 0.408		C FF 92 B CU 78 F SL 88 B CU 79 B FF 93 X SI 92 — 3-2 ② — L8	X FF 90 — 0-0 ③ — P4		B FF 91 B FF 90 B FF 90 C FF 90 X FF 92 — 3-1 ② — F8		C FF 95 B FF 95 X FF 95 — 1-1 ③ — P6			B F B X — 2-1 ① — F7	5	0	0	0	0	0	2
2 Kelly Johnson, L (1, 4) OBP: 0.335, SLG: 0.407		B FF 93 F FF 92 X FF 93 — 1-1 ③ — G4-3		B CH 88 B SL 88 X SL 88 — 2-0 — G3 37 SH3-4 — 1B	B FF 92 F CH 79 S CU 78 B CU 81 S FF 92 — 2-3 ③ — K			B FF 89 C FF 89 C FC 84 F FC 90 S SL 86 — 1-3 ① — K		C F B F X — 1-2 — 7 G1-3 — 2B	5	0	2	0	0	2	0
37 Jo-Jo Reyes, L (1, 1) OBP: 0.227, SLG: 0.273 38 Buddy Carlyle, L (6, 1) OBP: 0.333, SLG: 0.500 19 Yunel Escobar, R (9, PH) OBP: 0.308, SLG: 0.538 30 Jeff Bennett, R (8, 1) OBP: 0.000, SLG: 0.000 Greg Norton, S (4, PH) OBP: 0.389, SLG: 0.400 Will Ohman, L (8, 1) Julian Tavarez, L (8, 1) 7 Jeff Francoeur, R (10, PH) OBP: 0.341, SLG: 0.500 Vladimir Nunez, R (10, 1)			B FF 92 C FF 92 X FF 92 — 1-1 ① — P4	X SL 86 — 0-0 ① — SH3-4 — 1-2		B SI 88 C FF 88 C CU 77 B CU 76 X FF 89 — 2-2 ① — G5-3		C FF 90 B FF 91 X FF 90 — 1-1 — 1B 1 2B — 1B		B B X — 2-0 ② — G1-3 — 2-3	1 0 0 0 0 0 0 0 0 0 0 0 0 0 0 0 1 0 0 0 0 0 0 0 0 0 0 0 0 0 0 0 1 1 1 0 0 0 0 0 0 0 0 0 0 0 0 0 0 0 0 0 0 0 0 0 1 0 0 0 0 0 0 1 0 0 0 0 0 0 0 0						
Inning Stats	R: 0 E: 0 K: 0 S: 7 — H: 0 LOB: 2 BB: 2 P: 17	R: 0 E: 0 K: 0 S: 7 — H: 0 LOB: 0 BB: 0 P: 11	R: 4 E: 0 K: 0 S: 18 — H: 5 LOB: 1 BB: 0 P: 27	R: 0 E: 0 K: 0 S: 8 — H: 1 LOB: 2 BB: 1 P: 14	R: 2 E: 0 K: 1 S: 16 — H: 2 LOB: 0 BB: 0 P: 28	R: 0 E: 0 K: 1 S: 13 — H: 0 LOB: 0 BB: 0 P: 18	R: 1 E: 0 K: 0 S: 10 — H: 2 LOB: 1 BB: 0 P: 14	R: 1 E: 0 K: 1 S: 13 — H: 3 LOB: 1 BB: 0 P: 20	R: 0 E: 0 K: 1 S: 6 — H: 0 LOB: 0 BB: 0 P: 9	R: 0 E: 0 K: 0 S: 12 — H: 1 LOB: 2 BB: 1 P: 24	1B: 5 2B: 6 3B: 0 HR: 3 — SF: 0 SAC: 2 DP: 0 HBP: 0				WP: 0 PB: 0 SB: 0 CS: 0	PA: 47	

PITCHER		IP	WLS	BF	H	R	ER	SO	BB	IBB	HBP	BLK	WP	HR	S	P	ERA	WHIP
57 Jason Bergmann, R ERA: 4.83	(1, 1)	4.1		24	8	6	6	0	3	0	0	0	0	2	51	87	12.46	2.538
74 Marco Estrada, R ERA: 4.5	(5, 1)	0.2		2	0	0	0	1	0	0	0	0	0	0	5	10	0.00	0.000
Charlie Manning, L ERA: 5.03	(6, 1)	1.1	H	5	1	1	1	1	0	0	0	0	0	1	17	25	6.75	0.750
Jesus Colome, R ERA: 4.87	(7, 1)	0.2	H	3	1	0	0	0	0	0	0	0	0	0	6	7	0.00	1.500
52 Saul Rivera, R ERA: 3.62	(8, 1)	1.0	B	5	3	1	1	1	0	0	0	0	0	0	13	20	9.00	3.000

PITCHER		IP	WLS	BF	H	R	ER	SO	BB	IBB	HBP	BLK	WP	HR	S	P	ERA	WHIP
38 Joel Hanrahan, R ERA: 3.52	(9, 1)	1.0		3	0	0	0	1	0	0	0	0	0	0	6	9	0.00	0.000
59 Steven Shell, R ERA: 2.09	(10, 1)	1.0	W	5	1	0	0	0	1	0	0	0	0	0	12	24	0.00	2.000

TOP

Atlanta Braves @ Washington Nationals

Nationals Park, Washington, DC

Sat Aug 30 2008, 7:10 PM EDT
Att. 30,326 - Partly Cloudy - 84 F

livebaseballscorecards.com

AB	41
R	8
H	14
RBI	8
BB	4
SO	4
LOB	13

Batter	1	2	3	4	5	6	7	8	9	10	AB	R	H	RBI	BB	SO	LOB
6 Anderson Hernandez, S (1, 4) OBP: 0.481, SLG: 0.462	B FF 90 C FF 89 B SI 90 X FF 91 2-1 11 1B 1B		B SI 90 C SI 90 B CH 80 F CH 80 B SI 91 X SI 92 3-2 ① F9	B SI 92 F CH 82 B SL 80 F CH 82 B SI 92 X SI 93 3-2 2-H 3-H 1B	B FF 93 X SL 80 1-0 2-H 1B			B SI 90 C SL 80 S SL 83 B SL 83 X SL 82 2-2 ① F9		B B C F B F B 4-2 15 1B 15 PB 34 BB BB	5	1	3	3	1	0	0
15 Cristian Guzman, S (1, 6) OBP: 0.335, SLG: 0.419	B SI 91 X CH 82 1-0 ① P4		C SI 92 B CH 82 F CU 72 B SI 93 X SI 91 2-2 85 F9 11 1B 1B	S CH 83 C SI 93 F SI 93 F SL 82 B CH 81 X SI 93 1-2 ③ G5-3	1 SAFE 1 SAFE D FF 91 C FF 91 1 SAFE F FF 92 C FF 93 1-3 ③ K			C FF 90 F FF 90 X SL 84 0-2 85 S 1B		1 SAFE C B CH 84 1 SAFE B SI 90 X SI 92 2-1 34 BB 11 IBB 1-3 1B	6	0	3	0	0	1	3
11 Ryan Zimmerman, R (1, 5) OBP: 0.325, SLG: 0.420	B SI 92 C SI 90 B SI 91 D CH 83 1 SAFE F FF 92 X SI 92 3-2 10 FC4 1-3 1B		C SI 92 F FF 93 1 SAFE X SL 81 0-2 1-2 1B		B SI 89 B SI 91 C SI 90 F SI 90 F CH 81 X CH 80 2-2 85 1B 10 2B 1B	B SI 93 F SI 93 C SI 93 X SI 94 1-2 ① G4-3		C SI 92 B SI 93 S SL 83 X SI 92 1-2 ② L9		I IN 81 I IN 81 I IN 81 I IN 81 I IN 83 4-0 34 BB 1-2 IBB	5	1	3	0	1	0	1
85 Lastings Milledge, R (1, 8) OBP: 0.328, SLG: 0.406	C SI 92 C CH 84 S SI 92 0-3 ② K		B CH 82 C SI 92 S CH 81 B SL 82 F CH 82 X SI 92 2-2 ② F9 2-3		B CH 81 1 SAFE X SI 91 1-0 10 2B 3 2B 1-2 1B	C SL 86 S SL 88 B SL 88 X SI 95 1-2 10 S 10 1B 1B		C SL 83 S SI 91 B SL 82 B SL 83 X SI 92 2-2 ③ F7 1-2		S SL 84 F SL 84 D SL 85 S SL 83 1-3 ① K	6	2	2	0	0	2	8
10 Ronnie Belliard, R (1, 3) OBP: 0.365, SLG: 0.468	B SI 91 X CH 83 1-0 ③ FC4 1-2f		C SI 92 B SI 93 F SI 92 B SI 92 F CH 82 F CH 80 X SI 92 2-2 ③ F9		C FF 90 F FF 92 B FF 92 B SL 87 X FF 92 2-2 3 2B 1-3 2-H 2B	S SI 92 X SI 94 0-1 34 G5-4-3 1-H 1B			C SI 93 B SI 88 B SI 93 C SI 92 F SI 93 B SL 84 S SI 93 3-3 ① K	C FF 93 X FF 93 0-1 ② L8	6	1	2	2	0	1	7
34 Elijah Dukes, R (1, 9) OBP: 0.375, SLG: 0.472		B CU 72 F SI 90 F CH 81 C SL 82 1-3 ① K		B CU 69 X CH 80 1-0 57 SH1-4 S 6 1B 1B	B SL 88 D SL 89 S SL 88 B FF 93 B SL 89 4-1 3 2B BB	D SI 94 1 SAFE C SL 87 S SL 88 X SL 87 1-2 ② ③ G5-4-3 1-2f			B SL 84 C SI 94 X SI 93 1-1 2B	B SL 84 S SL 85 F FF 94 B SL 85 F SL 85 F SL 84 B FF 94 B SL 86 4-2 1-2 2-3 3-H BB	4	2	2	1	2	1	1
3 Jesus Flores, R (1, 2) OBP: 0.295, SLG: 0.399		B CU 72 S CU 72 F CH 83 F CU 73 B SI 93 F CH 82 X SI 92 2-2 ② G6-3		C SI 90 S SI 90 X SI 92 0-2 ① F8	B FF 92 X SL 88 1-0 6 1B 1-H 2-H 3-H 2B		B SI 94 F FF 94 F SI 94 X SL 88 1-2 ① P3		B SL 83 F SL 80 X CH 85 1-1 ② G5-3	5	1	1	3	0	0	2
Ryan Langerhans, L (1, 7) OBP: 0.393, SLG: 0.353		B CU 73 B FF 92 F SI 92 C SI 92 B SI 92 B SI 93 4-2 BB		1 SAFE C SI 90 B SI 91 B SI 91 B SI 91 B SI 90 4-1 57 SH1-4 6 1B 1-2 BB	B FF 92 B FF 92 X FF 92 2-0 ① L7		C SI 94 S SI 94 B SL 89 B SL 86 X SI 95 2-2 ② G6-3		B CH 83 B SI 92 B SI 86 C SL 81 F CH 86 B CH 85 4-2 BB	2	1	0	0	3	0	1
57 Jason Bergmann, R (1, 1) 74 Marco Estrada, R (5, 1) Pete Orr, L (SEA: 0.265, SLG: 0.289) (5, PH) Charlie Manning, L (6, 1) Jesus Colome, R (7, 1) Aaron Boone, R (CIN: 0.247, SLG: 0.429) (7, PH) 52 Saul Rivera, S (8, 1) 38 Joel Hanrahan, R (8, 1) 22 Willie Harris, L (WAS: 0.263, SLG: 0.316) (9, PH) 59 Steven Shell, R (10, 1)		S FF 92 X SI 92 0-1 ③ F8		X FF 91 0-0 ② SH1-4 1-2 2-3	C FF 93 D SL 82 B CH 80 F FF 93 S SL 83 2-3 ② K		S SL 87 S CU 85 B SL 88 B SL 87 F SI 95 X SL 86 2-2 ③ L5		B SI 93 B SI 90 X SL 82 2-0 ③ G2-3	1 0 0 0 0 0 0 1 0 0 0 0 0 0 0 0 1 0 0 0 0 0 1 1 0 0 0 0 0 0 0 0 0 0 0 0 0 0 0 0 1 0 0 0 0 0 0 0 0 0 0 0 0 0 0 0 0 0 0 0 0 0 0 0 1 0 0 0 0 0 0 2 0 0 0 0 0 0 0 0						
Inning Stats	R: 0 E: 0 K: 1 S: 10 H: 2 LOB: 2 BB: 0 P: 17	R: 0 E: 0 K: 1 S: 12 H: 0 LOB: 1 BB: 1 P: 19	R: 0 E: 0 K: 0 S: 18 H: 2 LOB: 2 BB: 0 P: 27	R: 2 E: 0 K: 0 S: 14 H: 2 LOB: 1 BB: 1 P: 23	R: 5 E: 0 K: 2 S: 18 H: 5 LOB: 1 BB: 1 P: 34	R: 1 E: 0 K: 0 S: 11 H: 2 LOB: 0 BB: 0 P: 14	R: 0 E: 0 K: 0 S: 10 H: 0 LOB: 0 BB: 0 P: 15	R: 0 E: 0 K: 0 S: 12 H: 1 LOB: 1 BB: 0 P: 17	R: 0 E: 0 K: 1 S: 11 H: 1 LOB: 2 BB: 1 P: 22	R: 1 E: 0 K: 1 S: 14 H: 1 LOB: 3 BB: 3 P: 29	1B: 13 2B: 3 3B: 0 HR: 0 SF: 0 SAC: 1 DP: 1 HBP: 0	WP: 0 PB: 1 SB: 3 CS: 0 PA: 51					

PITCHER		IP	WLS	BF	H	R	ER	SO	BB	IBB	HBP	BLK	WP	HR	S	P	ERA	WHIP
37 Jo-Jo Reyes, L ERA: 5.49	(1, 1)	4.0		22	8	4	4	2	2	0	0	0	0	0	59	94	9.00	2.500
38 Buddy Carlyle, R ERA: 3.81	(5, 1)	1.0		7	3	3	3	2	1	0	0	0	0	0	13	26	27.00	4.000
30 Jeff Bennett, R ERA: 4.15	(6, 1)	2.0		7	2	1	1	0	0	0	0	0	0	0	21	29	4.50	1.000
Will Ohman, L ERA: 3.44	(8, 1)	0.1		2	1	0	0	0	0	0	0	0	0	0	6	8	0.00	3.000
Julian Tavarez, R ERA: 5.36	(8, 1)	1.2		7	1	0	0	1	1	0	0	0	0	0	17	31	0.00	1.200

PITCHER		IP	WLS	BF	H	R	ER	SO	BB	IBB	HBP	BLK	WP	HR	S	P	ERA	WHIP
Vladimir Nunez, R ERA: 5.23	(10, 1)	0.2	L	6	1	1	1	1	2	1	0	0	0	0	14	29	13.50	4.500

BOTTOM

Atlanta Braves @ Washington Nationals

Nationals Park, Washington, DC

Sat Aug 30 2008, 7:10 PM EDT
Att. 30,326 - Partly Cloudy - 84 F

livebaseballscorecards.com

AB	43
R	9
H	16
RBI	9
BB	7
SO	6
LOB	27

Atlanta Braves @ Washington Nationals

Nationals Park, Washington, DC

Sun Aug 31 2008, 1:35 PM EDT

Att. 31,090 - Sunny - 82 F

livebaseballscorecards.com

TOP

Batter	1	2	3	4	5	6	7	8	9	AB	R	H	RBI	BB	SO	LOB
Josh Anderson, L (1, 8) OBP: 0.386, SLG: 0.368	B FF 91 B FF 91 C FF 91 X FF 92 2-1 ① F8		C FF 93 B CH 86 F FF 93 F CU 77 B CU 75 F FF 92 X FF 93 2-2 ② F8		B CH 84 F FF 91 S FF 91 F FF 92 B FF 92 X FF 92 2-2 ② F9		X FF 92 0-0 ③ P5		C FF 95 C FF 96 S SL 90 0-3 ③ K	5	0	0	0	0	1	2
1 Grégor Blanco, L (1, 7) OBP: 0.371, SLG: 0.312	B FF 92 B FF 91 C FF 90 X FF 92 2-1 ② P4		F FF 93 B CU 76 B FF 92 B FF 92 B FF 92 4-1 14 CS BB		B FF 91 F FF 92 X FF 93 1-1 ③ F7			L SI 94 S SI 93 C SI 93 0-3 ① K		3	0	0	0	1	1	0
14 Martín Prado, R (1, 3) OBP: 0.400, SLG: 0.541	F FF 92 X CH 85 0-1 4 1B 2B		D CU 74 1 SAFE B FF 90 2-0 ③ CS 1-2	B FF 91 B FF 91 B FF 90 B FF 90 4-0 4 1B 19 HR BB		B FF 89 F FF 91 B CU 75 C CU 74 X CU 75 2-2 ① F8		C FF 92 B CU 76 B CU 75 F FF 92 X CU 76 2-2 4 WP 2B		3	2	2	0	1	0	0
4 Omar Infante, R (1, 5) OBP: 0.358, SLG: 0.453	X FF 92 0-0 ③ 2-H 1B			B FF 88 C FF 88 B CU 74 X FF 89 2-1 1-2 19 HR 1B		C CU 74 C CU 75 B CU 76 C FF 92 1-3 ② K		B SI 93 B SI 91 F SI 93 F SI 92 B SI 91 B SL 81 4-2 2-3 BB		3	1	2	1	1	1	0
19 Yunel Escobar, R (1, 6) OBP: 0.357, SLG: 0.388		X FF 91 0-0 ① G5-3		B FF 92 X FF 90 1-0 1-H 2-H HR		C CU 76 X FF 92 0-1 2B		C FF 90 B SI 91 F FF 91 B CU 76 S SI 91 2-3 ② K		4	1	2	3	0	1	2
7 Jeff Francoeur, R (1, 9) OBP: 0.287, SLG: 0.347		S FF 92 S CU 75 B CU 77 B FF 90 X FF 91 2-2 2 G4-3 2B		C FF 92 B FF 90 C FF 91 F CU 76 X FF 91 1-2 ① L8		C FF 92 B FF 93 X FF 92 1-1 ③ F8		B SI 91 X FF 91 1-0 ③ F7		4	0	1	0	0	0	3
2 Kelly Johnson, L (1, 4) OBP: 0.332, SLG: 0.403		X CH 83 0-0 ② G4-3 2-3		C FF 91 F FF 91 B CU 75 S CU 76 1-3 ② K			F FF 92 B FF 91 F FF 91 X CU 75 1-2 ① G3		X FF 92 0-0 ① G4-3	4	0	0	0	0	1	1
5 Clint Sammons, R (1, 2) OBP: 0.250, SLG: 0.270 16 Brian McCann, L (9, PH) OBP: 0.374, SLG: 0.540		F FF 91 B FF 91 D CU 76 B CU 74 C CU 74 S FF 92 3-3 ③ K		B FF 90 X FF 92 1-0 ③ F8			B CU 73 C FF 92 B FF 92 X FF 92 2-1 ② G5-3		B FF 93 C FF 94 B FF 95 B FF 95 C FF 94 F FF 95 F FF 96 X FF 95 3-2 2B	3 1	0 0	0 1	0 0	0 0	1 0	1 0
49 Jair Jurrjens, R (1, 1) OBP: 0.190, SLG: 0.135 28 Brandon Jones, L (7, PH) OBP: 0.303, SLG: 0.408 56 Blaine Boyer, R (7, 1) Elmer Dessens, R (8, 1) Will Ohman, L (8, 1) Greg Norton, S (9, PH) OBP: 0.357, SLG: 0.433			C FF 90 B FF 91 S FF 91 S FF 92 1-3 ① K		C FF 89 B FF 89 S FF 89 B FF 91 C FF 92 2-3 ① K		C FF 94 B CU 77 B FF 93 F CH 86 B CU 76 F FF 93 B FF 94 4-2 BB		X FF 95 0-0 ② P5	2 0 0 0 0 1	0 0 0 0 0 0	0 0 0 0 0 0	0 1 0 0 0 0	2 0 0 0 0 0	0 0 0 0 0 1	0 0 0 0 0 1
Inning Stats	R: 1 H: 2 E: 0 LOB: 1 K: 0 BB: 0 S: 7 P: 11	R: 0 H: 1 E: 0 LOB: 1 K: 1 BB: 0 S: 8 P: 13	R: 0 H: 0 E: 0 LOB: 0 K: 1 BB: 1 S: 9 P: 18	R: 3 H: 2 E: 0 LOB: 0 K: 1 BB: 1 S: 11 P: 21	R: 0 H: 0 E: 0 LOB: 0 K: 1 BB: 0 S: 9 P: 14	R: 0 H: 1 E: 0 LOB: 1 K: 1 BB: 0 S: 10 P: 14	R: 0 H: 0 E: 0 LOB: 1 K: 0 BB: 1 S: 9 P: 16	R: 0 H: 1 E: 0 LOB: 2 K: 2 BB: 1 S: 12 P: 21	R: 0 H: 1 E: 0 LOB: 1 K: 1 BB: 0 S: 10 P: 13	1B: 2 2B: 5 3B: 0 HR: 1	SF: 0 SAC: 0 DP: 0 HBP: 0					

	AB	33
	R	4
	H	8
	RBI	4
	BB	4
	SO	8
	LOB	10

WP: 1 PA: 38
PB: 0
SB: 0
CS: 1

PITCHER		IP	WLS	BF	H	R	ER	SO	BB	IBB	HBP	BLK	WP	HR	S	P	ERA	WHIP
40 Collin Balester, R ERA: 4.75	(1, 1)	7.0		28	6	4	4	5	3	0	0	0	0	1	63	107	5.14	1.286
50 Garrett Mock, R ERA: 5.33	(8, 1)	1.0	W	5	1	0	0	2	1	0	0	0	1	0	12	21	0.00	2.000
Jesus Colome, R ERA: 4.79	(9, 1)	1.0		4	1	0	0	1	0	0	0	0	0	0	10	13	0.00	1.000

PITCHER		IP	WLS	BF	H	R	ER	SO	BB	IBB	HBP	BLK	WP	HR	S	P	ERA	WHIP

Batter	1	2	3	4	5	6	7	8	9	AB	R	H	RBI	BB	SO	LOB
22 Willie Harris, L (1, 8) OBP: 0.346, SLG: 0.439	C FF 89 B FF 91 F CH 84 X CH 83 1-2 15 2B 34 G6-3 1B	C CH 84 C FF 94 F FF 93 B CH 86 F SI 94 D CH 86 X SL 82 2-2 ③ F9		C FF 94 B FF 94 X FF 93 1-1 1-2 2-H 1B			B FF 96 X FF 94 1-0 ② L9	B FF 91 F SL 81 F SL 82 X SI 90 1-2 11 BB 15 1B 1-2 1B		5	1	3	1	0	0	1
15 Cristian Guzman, S (1, 6) OBP: 0.336, SLG: 0.421	1 SAFE B FF 91 B SI 91 X SI 92 2-0 34 G6-3 1B 1-3 2B		X CH 83 0-0 ① L4	F CH 85 F CH 85 B SI 95 S FF 94 1-3 ③ K			C CU 78 B CH 88 B FF 95 F CH 87 X FF 94 2-2 ③ G5-3	B SI 90 X SL 82 1-0 11 BB 1-2 2-H 1B		5	1	2	1	0	1	2
11 Ryan Zimmerman, R (1, 5) OBP: 0.329, SLG: 0.421	F SI 93 F FF 92 S FF 95 0-3 ① K		C FF 92 B SL 82 B SL 80 B SI 95 X SL 80 3-1 FC5-4 1B		B CH 85 C CH 85 B SI 92 X FF 93 2-1 ① G1-3			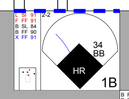		4	1	2	0	1	1	2
34 Elijah Dukes, R (1, 9) OBP: 0.371, SLG: 0.463	X SL 80 0-0 ② G6-3 2-3 3-H		F CH 86 B FF 93 F SL 81 B FF 93 1 SAFE F SI 95 S CH 87 2-3 ② K		F FF 94 B SL 80 C SL 81 F SL 80 B SI 95 S CH 86 2-3 ② K			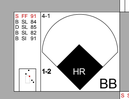		4	1	0	1	1	3	5
Aaron Boone, R (1, 3) OBP: 0.310, SLG: 0.422	D SL 82 X CH 84 1-0 3-H 1B		1 SAFE F FF 94 C SI 94 B SL 82 B SL 83 F CH 87 X FF 94 2-2 ③ FC5-4 1-2f		C SI 93 X SL 81 0-1 ③ L1			L SI 88 X FF 91 0-1 1-H 2-H HR		4	1	2	4	0	0	1
Ryan Langerhans, L (1, 7) OBP: 0.378, SLG: 0.337	C FF 93 S FC 92 1 SAFE S FF 93 0-3 ③ K			B FF 92 C FF 92 X CH 85 1-1 ① G6-3		B B C S B F F F F 3-3 ① S K		S SI 90 C CH 84 B FF 90 F SL 86 C CH 82 1-3 ① K		4	0	0	0	0	3	1
Emilio Bonifácio, S (1, 4) OBP: 0.289, SLG: 0.360		B FF 91 B SI 91 C FF 92 F CH 84 C FF 94 2-3 ① K		C FF 92 S FF 93 F FF 93 B CH 86 B FF 93 B FF 93 B FF 93 4-2 40 BB 22 1B BB		B SL 80 F SI 91 C FF 93 F FF 93 F SL 80 X CH 85 1-2 ② F8		F FF 90 F SI 90 F FF 91 B FF 89 B CH 82 X FF 89 2-2 23 1B 2B		3	2	1	0	1	1	0
23 Wil Nieves, R (1, 2) OBP: 0.308, SLG: 0.328		C CH 85 S SL 83 F FF 94 B FF 92 D CH 86 B CH 86 B SI 93 4-2 40 SH3-4 BB		1 SAFE F SI 93 X FF 93 0-1 ② F8		B SL 82 X SI 92 1-0 ③ G6-3		F FF 91 F FF 90 D SL 84 B SL 84 X SL 80 2-2 22 1B 15 1B 2-H 1B		3	1	1	1	1	0	1
40 Collin Balester, R (1, 1) OBP: 0.308, SLG: 0.182 85 Lastings Milledge, R (7, PH) OBP: 0.328, SLG: 0.405 50 Garrett Mock, S (8, 1) 10 Ronnie Belliard, R (8, PH) OBP: 0.364, SLG: 0.467 Jesus Colome, R (9, 1)		L FF 92 X SI 93 0-1 ② SH3-4 1-2		C FF 94 B SI 94 B B B 4-1 22 1B 1-2 BB			B FF 94 F FF 95 C SL 83 F SL 84 F FF 95 B FF 96 S SL 84 2-3 ① K	S SL 81 B SL 80 S SL 80 B FF 90 S SL 82 2-3 ② K		0 1 0 1 0	0 0 0 0 0	0 0 0 0 0	0 0 0 0 0	1 0 0 1 0	0 1 0 1 0	0 0 0 1 0
Inning Stats	R: 2 E: 0 K: 2 S: 12 H: 3 LOB: 1 BB: 0 P: 16	R: 0 E: 0 K: 1 S: 13 H: 0 LOB: 1 BB: 1 P: 21	R: 0 E: 0 K: 1 S: 11 H: 1 LOB: 1 BB: 0 P: 18	R: 1 E: 0 K: 1 S: 13 H: 1 LOB: 2 BB: 2 P: 24	R: 0 E: 0 K: 1 S: 8 H: 0 LOB: 0 BB: 0 P: 12	R: 0 E: 0 K: 1 S: 13 H: 0 LOB: 0 BB: 0 P: 18	R: 0 E: 0 K: 1 S: 9 H: 0 LOB: 0 BB: 0 P: 14	R: 5 E: 0 K: 3 S: 28 H: 6 LOB: 3 BB: 2 P: 50		1B: 8 2B: 2 3B: 0 HR: 1 SF: 0 SAC: 1 DP: 0 HBP: 0				WP: 0 PB: 0 SB: 0 CS: 0 PA: 40		

PITCHER		IP	WLS	BF	H	R	ER	SO	BB	IBB	HBP	BLK	WP	HR	S	P	ERA	WHIP
49 Jair Jurrjens, R ERA: 3.59	(1, 1)	6.0		26	5	3	3	7	3	0	0	0	0	0	70	109	4.50	1.333
56 Blaine Boyer, R ERA: 5.11	(7, 1)	1.0	H	3	0	0	0	1	0	0	0	0	0	0	9	14	0.00	0.000
Elmer Dessens, R ERA: 31.5	(8, 1)	0.1	L	6	4	5	5	1	1	0	0	0	0	1	17	28	135.00	15.000
Will Ohman, L ERA: 3.4	(8, 1)	0.2		5	2	0	0	2	1	0	0	0	0	0	11	22	0.00	4.500

PITCHER	IP	WLS	BF	H	R	ER	SO	BB	IBB	HBP	BLK	WP	HR	S	P	ERA	WHIP

BOTTOM

Atlanta Braves @ Washington Nationals

Nationals Park, Washington, DC

Sun Aug 31 2008, 1:35 PM EDT
Att. 31,090 - Sunny - 82 F

livebaseballscorecards.com

AB	34
R	8
H	11
RBI	8
BB	5
SO	11
LOB	14

Atlanta Braves @ Florida Marlins

Dolphin Stadium, Miami, FL

Mon Sep 01 2008, 1:10 PM EDT

Att. 12,209 - Partly Cloudy - 90 F

TOP

livebaseballscorecards.com

Batter	1	2	3	4	5	6	7	8	9	AB	R	H	RBI	BB	SO	LOB
Josh Anderson, L (1, 8) OBP: 0.408, SLG: 0.395	C SI 92 F FF 94 X CH 86 0-2 10 G4-3 14 S 1B	F SI 94 F FF 94 B FF 93 F SL 85 F CH 85 B FF 94 F SI 94 S CH 89 2-3 K ③			X CH 88 0-0 10 1B 1-2 3-H 1B		C FF 90 B SL 76 F FF 91 S FF 95 1-3 K ①		F FF 98 X FF 97 0-1 2-3 1B	5	0	3	1	0	2	2
14 Martín Prado, R (1, 3) OBP: 0.388, SLG: 0.523	1 SAFE 1 SAFE C SI 94 B SI 92 1 SAFE C SL 85 S FF 93 1-3 K ① 1-2		F FF 91 B SL 83 F SL 84 X SL 82 1-2 F9 ①		C SI 91 B SI 93 C SI 92 F FF 92 X SI 91 1-2 F8 ① 2-3		S FF 93 F FF 93 F FF 96 B SL 81 B SL 79 S FF 94 2-3 K ②		F FF 97 F FF 96 B FF 96 F FF 97 B FF 97 F FF 97 1 SAFE F FF 97 F FF 97 3-2 D SL 82 X SI 96 P6 ③	5	0	0	0	0	2	5
10 Chipper Jones, S (1, 5) OBP: 0.456, SLG: 0.566	C FF 93 X SI 92 0-1 G4-3 ② 2-3		B CH 86 S SI 92 X SL 86 1-1 G4-3 ②		B FF 92 1 SAFE F SI 92 B CH 87 S FF 93 F FF 94 X CH 88 2-2 16 S 1-3 3-H 1B		C SL 75 F FF 94 C SL 80 0-3 ③			4	0	1	1	0	1	1
16 Brian McCann, L (1, 2) OBP: 0.371, SLG: 0.535	C FF 94 F FF 93 B FF 94 F SI 94 B SL 86 X SL 86 2-2 L3 ③		S CH 87 F SI 93 F FF 93 B SL 83 S 1-3 K ③		B FF 93 C SI 94 F SI 94 F FF 93 D CH 88 F CH 89 B FF 93 S SL 86 3-3 K ② 1-2			X SL 82 0-0 P5 ①		4	0	0	0	0	2	3
19 Yunel Escobar, R (1, 6) OBP: 0.356, SLG: 0.387		B SL 84 B SI 91 F SI 92 X 2-1 2 1B 28 1B 1B		B CH 90 X SL 83 1-0 F8 ①	X SI 93 0-0 G6-3 ③			B FF 92 B FF 92 F FF 92 X FF 92 2-1 F9 ②		4	1	1	0	0	0	2
2 Kelly Johnson, L (1, 4) OBP: 0.331, SLG: 0.402		B SI 91 1 SAFE X CH 86 1-0 SH1-3 28 1B 1-2 1B		C FF 91 B CH 87 F FF 92 S CH 87 1-3 K ②		B CH 85 B CH 90 F SI 92 C SI 92 B FF 93 F FF 93 X SI 93 3-2 F7 ①		B SL 82 B FF 91 B FF 92 C FF 91 X FF 92 3-1 F8 ③		4	0	1	0	0	1	0
7 Jeff Francoeur, R (1, 9) OBP: 0.289, SLG: 0.349		S SI 92 S SI 93 B SL 87 B SL 86 S FF 94 2-3 K ①		B SI 93 S FF 93 S FF 94 B FF 94 S FF 94 2-3 K ③		B SI 94 F SI 92 B SI 92 X FF 92 2-1 FC6-4 1B			B FF 97 X FF 97 1-0 28 SH1 1B 1B	4	0	2	0	0	2	2
28 Brandon Jones, L (1, 7) OBP: 0.316, SLG: 0.432		C SI 93 S FF 94 B FF 93 B FF 93 B FF 93 F FF 94 X FF 95 3-2 SH1-3 1-2 2-H 1B			B CH 89 B CH 90 F SI 92 X FF 92 2-1 1B 1B 2B	B FF 92 B CH 88 C FF 94 F FF 93 1 SAFE S CH 87 2-3 K ②			B SI 96 X FF 95 1-0 SH1 ① 1-2	3	1	2	1	0	1	1
Mike Hampton, R (1, 1) OBP: 0.294, SLG: 0.375 30 Jeff Bennett, R (7, 1) OBP: 0.364, SLG: 0.333 Greg Norton, S (9, PH) OBP: 0.355, SLG: 0.430 51 Michael Gonzalez, R (9, 1)		X SI 92 0-0 SH1-3 ② 1-2 2-3			L CH 88 X SL 84 0-1 14 F8 1B 10 1B 2-3 1B	X SI 93 0-0 FC6-4 ③ 1-2f			X FF 98 0-0 P6 ②	2 0 1 0	1 0 0 0	1 0 0 0	0 0 0 0	0 0 0 0	0 0 0 0	1 0 1 0

Inning Stats	1	2	3	4	5	6	7	8	9
	R: 0 E: 0 K: 1 S: 12 H: 1 LOB: 1 BB: 0 P: 15	R: 1 E: 0 K: 2 S: 17 H: 3 LOB: 2 BB: 0 P: 27	R: 0 E: 0 K: 1 S: 9 H: 0 LOB: 0 BB: 0 P: 12	R: 0 E: 0 K: 2 S: 7 H: 0 LOB: 0 BB: 0 P: 11	R: 2 E: 0 K: 1 S: 19 H: 4 LOB: 2 BB: 0 P: 27	R: 0 E: 0 K: 1 S: 10 H: 1 LOB: 1 BB: 0 P: 17	R: 0 E: 0 K: 3 S: 10 H: 0 LOB: 0 BB: 0 P: 13	R: 0 E: 0 K: 0 S: 5 H: 0 LOB: 0 BB: 0 P: 10	R: 0 E: 0 K: 0 S: 12 H: 2 LOB: 2 BB: 0 P: 17

1B: 10	SF: 0	WP: 0	PA: 38
2B: 1	SAC: 2	PB: 0	
3B: 0	DP: 0	SB: 2	
HR: 0	HBP: 0	CS: 0	

AB	36
R	3
H	11
RBI	3
BB	0
SO	11
LOB	18

PITCHER		IP	WLS	BF	H	R	ER	SO	BB	IBB	HBP	BLK	WP	HR	S	P	ERA	WHIP
55 Josh Johnson, R ERA: 3.25	(1, 1)	6.0		27	9	3	3	8	0	0	0	0	0	0	74	109	4.50	1.500
23 Andrew Miller, L ERA: 5.58	(7, 1)	1.0		3	0	0	0	3	0	0	0	0	0	0	10	13	0.00	0.000
Arthur Rhodes, L ERA: 2.15	(8, 1)	1.0		3	0	0	0	0	0	0	0	0	0	0	5	10	0.00	0.000
22 Matt Lindstrom, R ERA: 3.38	(9, 1)	1.0	W	5	2	0	0	0	0	0	0	0	0	0	12	17	0.00	2.000

PITCHER	IP	WLS	BF	H	R	ER	SO	BB	IBB	HBP	BLK	WP	HR	S	P	ERA	WHIP

BOTTOM

Atlanta Braves @ Florida Marlins

Dolphin Stadium, Miami, FL

Mon Sep 01 2008, 1:10 PM EDT

Att. 12,209 - Partly Cloudy - 90 F

livebaseballscorecards.com

Batter	1	2	3	4	5	6	7	8	9	AB	R	H	RBI	BB	SO	LOB
2 Hanley Ramirez, R (1, 6) OBP: 0.391, SLG: 0.527	S FC 86 B SI 83 C SI 82 B SI 88 B FC 86 D SI 82 4-2 3 HR BB	B FF 88 X FC 86 1-0 ③ G1-3			B CH 80 S FC 83 S CH 80 B CH 81 B FF 88 X FC 83 3-2 ① G4-3		B SI 94 X SI 93 1-0 ③ G4-3			3	1	0	0	1	0	2
Paul Lo Duca, R (1, 2) OBP: 0.318, SLG: 0.298 4 Alfredo Amezaga, S (9, 8) OBP: 0.307, SLG: 0.341	1 SAFE F FC 84 C SI 81 X FC 85 0-2 ① L9		C FF 85 B SI 83 B SI 82 C FF 87 X FC 86 2-2 2B 2B		B FF 86 C FC 85 C FF 87 X SI 82 1-2 G4-6-3 1B			B SI 92 B SI 93 B SI 93 C SI 93 C SI 94 C SI 94 3-3 ① K		4 0	1 0	2 0	0 0	0 0	1 0	1 0
Luis Gonzalez, L (1, 9) OBP: 0.339, SLG: 0.419 22 Matt Lindstrom, R (9, 1)	C FF 87 F SI 84 B FF 89 D FF 89 X SI 85 2-2 ② F7		X FF 88 0-0 3 G4-3 2-H 2B		X FC 84 0-0 ②③ G4-6-3 1-2f			B SI 94 C SI 95 X SI 93 1-1 ② G4-3		4 0	0 0	1 0	1 0	0 0	0 0	2 0
3 Jorge Cantu, R (1, 3) OBP: 0.325, SLG: 0.467	X SI 83 0-0 1-H HR		F FF 88 C FF 88 X FF 88 0-2 ① G4-3 2-3			B CU 72 B FF 87 C FF 87 B FC 83 F CH 81 X SI 82 3-2 ① L8		C SI 95 F SI 95 B SI 95 B CU 87 X SI 94 2-2 ③ P6		4	1	1	2	0	0	1
6 Dan Uggla, R (1, 4) OBP: 0.358, SLG: 0.529	C FF 88 B FC 84 B SI 84 B FC 85 C FF 88 B SI 84 4-2 CS BB		X FC 84 0-0 ② L9			B SI 84 B CU 73 S SI 82 F FF 88 F FC 84 C SI 86 2-3 ② K			B FF 92 B SL 80 B FF 92 B FF 91 4-0 18 BB 21 SF7 SH1-3 BB	2	1	0	0	2	1	1
Josh Willingham, R (1, 7) OBP: 0.368, SLG: 0.457	B SI 83 B FF 87 F FF 88 1 SAFE 2-1 ③ CS 1-2	B CU 72 B FF 88 F FF 87 T FF 88 B FC 85 F FF 88 F SI 83 X CH 81 3-2 ① F7	C SI 83 B FF 89 B FF 88 C FF 88 B FF 90 X FC 85 3-2 ③ F9			C FF 89 B SI 82 B FC 86 B FF 89 C FF 89 B FF 88 4-2 BB			C FF 91 X FF 92 0-1 ① SH1-3 1-2	2	0	0	0	1	0	1
12 Cody Ross, R (1, 8) OBP: 0.318, SLG: 0.496 (9, 9)		X SI 83 0-0 18 1B 1B	C FF 86 F SI 82 B FF 87 B FF 89 X FF 88 2-2 ① G6-3			B SI 82 B SI 84 X FF 87 2-0 ③ F8			I IN 66 I IN 67 I IN 68 I IN 69 4-0 18 BB IBB	3	0	1	0	1	0	1
18 Wes Helms, R (1, 5) OBP: 0.305, SLG: 0.345		C FF 88 S FC 87 F FC 87 1 SAFE B FF 88 X SI 82 1-2 1-2 1B	B CU 76 B FF 89 S SI 82 B FF 88 X SI 83 3-1 ② G4-3				B SL 86 X SI 92 1-0 ① G5-3		B FF 92 B SL 79 B SL 82 S FF 92 B FF 92 4-1 1-2 2-3 BB	3	0	1	0	1	0	0
55 Josh Johnson, L (1, 1) OBP: 0.217, SLG: 0.273 23 Andrew Miller, L (7, 1) OBP: 0.067, SLG: 0.067 Mike Jacobs, L (7, PH) OBP: 0.289, SLG: 0.510 Arthur Rhodes, L (8, 1) 21 John Baker, L (9, 2) OBP: 0.366, SLG: 0.442		B FF 87 L SI 86 L FF 86 L SI 83 1-3 ② K	C FF 88 B FF 88 F FF 88 X CU 76 1-2 ③ G5-3				S SI 93 C SI 94 B SI 95 X SI 94 1-2 ② G1-3		F FF 93 X SL 84 0-1 ② SF7 3-H	2 0 1 0 0	0 0 0 0 0	0 0 0 0 0	0 0 0 0 1	0 0 0 0 0	1 0 0 0 0	2 0 0 0 0

	AB	28
	R	4
	H	6
	RBI	4
	BB	6
	SO	3
	LOB	11

Inning Stats	1	2	3	4	5	6	7	8	9	1B: 3	SF: 1	WP: 0	PA: 37
	R: 2 E: 0 K: 0 S: 12 H: 1 LOB: 0 BB: 2 P: 24	R: 0 E: 0 K: 1 S: 14 H: 2 LOB: 2 BB: 0 P: 20	R: 1 E: 0 K: 0 S: 11 H: 2 LOB: 1 BB: 0 P: 16	R: 0 E: 0 K: 0 S: 8 H: 0 LOB: 0 BB: 0 P: 14	R: 0 E: 0 K: 0 S: 7 H: 1 LOB: 0 BB: 0 P: 11	R: 0 E: 0 K: 1 S: 10 H: 0 LOB: 1 BB: 1 P: 21	R: 0 E: 0 K: 0 S: 5 H: 0 LOB: 0 BB: 0 P: 8	R: 0 E: 0 K: 1 S: 8 H: 0 LOB: 0 BB: 0 P: 14	R: 1 E: 0 K: 0 S: 5 H: 0 LOB: 2 BB: 3 P: 17	2B: 2 3B: 0 HR: 1	SAC: 1 DP: 1 HBP: 0	PB: 0 SB: 0 CS: 1	

PITCHER		IP	WLS	BF	H	R	ER	SO	BB	IBB	HBP	BLK	WP	HR	S	P	ERA	WHIP
Mike Hampton, L ERA: 5.67	(1, 1)	6.0		25	6	3	3	2	3	0	0	0	0	1	62	106	4.50	1.500
30 Jeff Bennett, R ERA: 4.04	(7, 1)	2.0		6	0	0	0	1	0	0	0	0	0	0	13	22	0.00	0.000
51 Michael Gonzalez, L ERA: 3.68	(9, 1)	0.2	L	5	0	1	1	0	2	1	0	0	0	0	5	17	13.50	3.000

PITCHER	IP	WLS	BF	H	R	ER	SO	BB	IBB	HBP	BLK	WP	HR	S	P	ERA	WHIP

Atlanta Braves @ Florida Marlins

Dolphin Stadium, Miami, FL

Tue Sep 02 2008, 7:10 PM EDT

Att. 14,092 - Partly Cloudy - 84 F

livebaseballscorecards.com

Batter	1	2	3	4	5	6	7	8	9	AB	R	H	RBI	BB	SO	LOB
Josh Anderson, L (1, 8) OBP: 0.400, SLG: 0.469	HR	K		2B	P4	B1		G4-3		6	2	2	1	0	1	1
14 Martín Prado, R (1, 3) OBP: 0.398, SLG: 0.526	1B		G6-3	1B	1B	K			BB	5	2	3	1	1	1	1
19 Yunel Escobar, R (1, 6) OBP: 0.358, SLG: 0.388	F8		1B	1B	F8	IBB			SH1-3	4	1	2	0	1	0	2
16 Brian McCann, L (1, 2) OBP: 0.372, SLG: 0.536	1B		1B	FC8-6 2B	L5	G4-3			2B	3	2	2	0	0	0	2
5 Clint Sammons, R (4, 2) OBP: 0.238, SLG: 0.256										2	0	0	0	0	0	3
Ruben Gotay, S (9, PH) OBP: 0.317, SLG: 0.356										1	1	1	1	0	0	0
Corky Miller, R (9, 2) OBP: 0.169, SLG: 0.148										0	0	0	0	0	0	0
4 Omar Infante, R (1, 5) OBP: 0.365, SLG: 0.462	K		2B	2B		HBP 1B	P1		G1-3 1B	6	3	4	2	0	1	2
2 Kelly Johnson, L (1, 4) OBP: 0.337, SLG: 0.410	BB		2B	F9 2B		1B	F7		G1-3 1B	5	2	4	4	1	0	0
7 Jeff Francoeur, R (1, 9) OBP: 0.289, SLG: 0.353	FC5		HR	F9		HBP	K		G1-3	5	2	1	3	0	1	6
28 Brandon Jones, L (1, 7) OBP: 0.321, SLG: 0.423		P6	G4-3	IBB		1B		F7	K	4	1	1	2	1	0	0
Jorge Julio, R (8, 1)										0	0	0	0	0	0	0
22 Casey Kotchman, L (9, PH) OBP: 0.315, SLG: 0.410										1	0	0	0	0	1	2
51 Michael Gonzalez, R (9, 1)										0	0	0	0	0	0	0
50 Charlie Morton, R (1, 1) OBP: 0.000, SLG: 0.174		K	K	L9		2B		P4		3	0	0	0	0	2	2
38 Buddy Carlyle, L (4, 1) OBP: 0.400, SLG: 0.250										0	0	0	0	0	0	0
Jeff Ridgway, R (5, 1)										0	0	0	0	0	0	0
56 Blaine Boyer, R (6, 1)										0	0	0	0	0	0	0
Greg Norton, S (6, PH) OBP: 0.455, SLG: 0.429										1	0	1	2	0	0	0
Will Ohman, L (6, 1)										0	0	0	0	0	0	0
Julian Tavarez, L (6, 1)										0	0	0	0	0	0	0
1 Grégor Blanco, L (6, PH) OBP: 0.375, SLG: 0.312										1	0	0	0	0	0	0
Inning Stats	R: 1 E: 0 K: 1 S: 17 H: 3 LOB: 3 BB: 1 P: 28	R: 0 E: 0 K: 2 S: 8 H: 0 LOB: 0 BB: 0 P: 12	R: 5 E: 0 K: 1 S: 18 H: 5 LOB: 0 BB: 0 P: 24	R: 4 E: 0 K: 0 S: 16 H: 5 LOB: 2 BB: 1 P: 28	R: 0 E: 0 K: 0 S: 8 H: 1 LOB: 1 BB: 0 P: 11	R: 4 E: 0 K: 1 S: 14 H: 4 LOB: 2 BB: 1 P: 23	R: 0 E: 0 K: 1 S: 6 H: 0 LOB: 0 BB: 0 P: 10	R: 0 E: 0 K: 0 S: 9 H: 0 LOB: 0 BB: 0 P: 11	R: 2 E: 0 K: 1 S: 16 H: 3 LOB: 2 BB: 1 P: 25	1B: 13 2B: 6 3B: 0 HR: 2 SF: 0 SAC: 1 DP: 0 HBP: 1							

AB	47
R	16
H	21
RBI	16
BB	4
SO	7
LOB	21

WP: 0 PB: 0 SB: 3 CS: 0 PA: 53

PITCHER		IP	WLS	BF	H	R	ER	SO	BB	IBB	HBP	BLK	WP	HR	S	P	ERA	WHIP
19 Aníbal Sánchez, R (1, 1) ERA: 5.54	(1, 1)	3.0		18	8	6	6	4	1	0	0	0	0	2	43	64	18.00	3.000
Mark Hendrickson, L (4, 1) ERA: 5.74	(4, 1)	1.0		9	5	4	4	0	0	1	0	0	0	0	16	28	36.00	5.000
Doug Waechter, R (5, 1) ERA: 3.3	(5, 1)	1.0		4	1	0	0	0	0	0	0	0	0	0	8	11	0.00	1.000
20 Logan Kensing, R (6, 1) ERA: 4.47	(6, 1)	0.0		4	3	4	4	0	0	0	1	0	0	0	6	10	∞	∞
Joe Nelson, R (6, 1) ERA: 1.73	(6, 1)	2.0	B	8	1	0	0	2	0	1	0	0	0	0	14	23	0.00	0.500

PITCHER		IP	WLS	BF	H	R	ER	SO	BB	IBB	HBP	BLK	WP	HR	S	P	ERA	WHIP
Arthur Rhodes, L (8, 1) ERA: 2.08	(8, 1)	1.0		3	0	0	0	0	0	0	0	0	0	0	9	11	0.00	0.000
22 Matt Lindstrom, R (9, 1) ERA: 3.67	(9, 1)	1.0	L	7	3	2	2	1	1	0	0	0	0	0	16	25	18.00	4.000

Atlanta Braves @ Florida Marlins

Dolphin Stadium, Miami, FL

Tue Sep 02 2008, 7:10 PM EDT

Att. 14,092 - Partly Cloudy - 84 F

BOTTOM

Batter	1	2	3	4	5	6	7	8	9	AB	R	H	RBI	BB	SO	LOB
2 Hanley Ramirez, R (1, 6) OBP: 0.394, SLG: 0.525	E5	BB		BB	IBB	F6		BB		2	3	0	0	4	0	3
4 Alfredo Amezaga, S (1, 8) OBP: 0.307, SLG: 0.349	B2	FC6-4		1B	E8	G4-3		K		6	1	2	5	0	1	9
3 Jorge Cantu, R (1, 5) OBP: 0.322, SLG: 0.463 (6, 3)	SF7	G5-3		P3	K	K	K	P3		5	0	0	1	0	2	7
Mike Jacobs, L (1, 3) OBP: 0.291, SLG: 0.517 Arthur Rhodes, L (8, 1) 22 Matt Lindstrom, R (9, 1) Robert Andino, R (9, PH) OBP: 0.258, SLG: 0.339	HR	K	6 HR	K	K	K	K	G4-3		4 0 0 1	2 0 0 0	2 0 0 0	2 0 0 0	0 0 0 0	2 0 0 0	1 0 0 0
6 Dan Uggla, R (1, 4) OBP: 0.356, SLG: 0.531	E5	F7		HR	K	F8	F8	F8		6	2	1	2	0	1	1
Luis Gonzalez, L (1, 7) OBP: 0.343, SLG: 0.421 25 Brett Carroll, R (8, PR) OBP: 0.111, SLG: 0.176 (9, 7)	2B	G6-3	K	BB		BB		4-1 12 1B 12 WP 21 1B BB	G5-3	3 1	0 1	1 0	1 0	2 0	1 0	0 0
12 Cody Ross, R (1, 9) OBP: 0.321, SLG: 0.503	K			2B	2B	P5		2 BB 21 1B 1B		5	2	3	0	0	1	2
21 John Baker, L (1, 2) OBP: 0.381, SLG: 0.464		FC1-5 2B		P3	1B	1B		2 BB 1B		5	1	4	1	0	0	1
19 Anibal Sánchez, R (1, 1) Mark Hendrickson, L (4, 1) OBP: 0.286, SLG: 0.500 Dallas McPherson, L (4, PH) Doug Waechter, R (6, 1) OBP: 0.000, SLG: 0.167 Paul La Duca, R (5, PH) OBP: 0.000, SLG: 0.000 20 Logan Kensing, R (6, 1) Joe Nelson, R (6, 1) 18 Wes Helms, R (6, 5) OBP: 0.286, SLG: 0.429 27 Jeremy Hermida, L (7, PH) OBP: 0.324, SLG: 0.412		FC1-5 4 FC6-4 2 BB		BB	1B	1B		K		1 0 0 0 1 0 0 0 2 1	0 0 1 0 1 0 1 0 0 0	0 0 0 0 1 0 1 0 1 0	0 0 0 0 1 0 1 0 0 0	0 0 0 0 0 0 0 0 1 1	0 0 0 0 0 0 0 0 1 0	1 0 0 0 0 0 0 0 2 0
Inning Stats	R: 3 E: 2 K: 1 S: 15 H: 2 LOB: 1 BB: 0 P: 23	R: 0 E: 0 K: 0 S: 12 H: 1 LOB: 2 BB: 1 P: 22	R: 0 E: 0 K: 1 S: 6 H: 0 LOB: 0 BB: 0 P: 13	R: 6 E: 0 K: 1 S: 19 H: 4 LOB: 0 BB: 2 P: 36	R: 4 E: 1 K: 3 S: 18 H: 4 LOB: 1 BB: 1 P: 37	R: 0 E: 0 K: 0 S: 10 H: 2 LOB: 3 BB: 1 P: 17	R: 0 E: 0 K: 2 S: 9 H: 0 LOB: 0 BB: 0 P: 17	R: 1 E: 0 K: 2 S: 16 H: 2 LOB: 3 BB: 2 P: 27	R: 0 E: 0 K: 0 S: 7 H: 0 LOB: 0 BB: 0 P: 9	1B: 8 2B: 4 3B: 1 HR: 2 SF: 1 SAC: 0 DP: 0 HBP: 0						

livebaseballscorecards.com

AB	43
R	14
H	15
RBI	13
BB	7
SO	10
LOB	27

WP: 2 PA: 51
PB: 1
SB: 2
CS: 0

PITCHER		IP	WLS	BF	H	R	ER	SO	BB	IBB	HBP	BLK	WP	HR	S	P	ERA	WHIP
50 Charlie Morton, R ERA: 6.32	(1, 1)	3.1		20	5	7	4	2	3	0	0	0	0	1	42	78	10.80	2.400
38 Buddy Carlyle, R ERA: 4.29	(4, 1)	0.2		5	3	3	3	1	0	0	0	0	0	1	11	19	40.50	4.500
Jeff Ridgway, L ERA: 6.23	(5, 1)	0.0		1	1	0	0	0	0	0	0	0	0	0	2	5	∞	∞
56 Blaine Boyer, R ERA: 5.3	(5, 1)	1.0		6	2	3	3	3	0	1	0	0	1	0	15	29	27.00	2.000
Will Ohman, L ERA: 3.38	(6, 1)	0.1	H	4	2	0	0	0	1	0	0	0	0	0	4	9	0.00	9.000

PITCHER		IP	WLS	BF	H	R	ER	SO	BB	IBB	HBP	BLK	WP	HR	S	P	ERA	WHIP
Julian Tavarez, R ERA: 5.15	(6, 1)	1.2	H	5	0	0	0	2	0	0	0	0	0	0	15	25	0.00	0.000
Jorge Julio, R ERA: 5.79	(8, 1)	1.0	W	7	2	1	1	2	2	0	0	0	1	0	16	27	9.00	4.000
51 Michael Gonzalez, L ERA: 3.52	(9, 1)	1.0	S	3	0	0	0	0	0	0	0	0	0	0	7	9	0.00	0.000

Atlanta Braves @ Florida Marlins

Dolphin Stadium, Miami, FL

Wed Sep 03 2008, 1:10 PM EDT

Att. 11,211 - Partly Cloudy - 90 F

TOP

livebaseballscorecards.com

Batter	1	2	3	4	5	6	7	8	9	AB	R	H	RBI	BB	SO	LOB
Josh Anderson, L (1, 8) OBP: 0.367, SLG: 0.426	C SI 90 F FF 90 F CU 79 F CU 80 F FF 92 S CH 84 0-3 ① **K**		X SI 89 0-0 ② **P3**	C CU 77 F CU 78 S CH 82 0-3 ③ **K**		B SI 89 S CU 78 F FF 90 X CH 82 1-2 ③ **G4-3**			B SI 89 C SI 88 S SI 78 B SI 89 S SI 79 2-3 ① **K2-3**	5	0	0	0	0	3	5
14 Martín Prado, R (1, 3) OBP: 0.398, SLG: 0.519	C SI 91 X SI 90 0-1 19 G6-4-3 1B		X SI 89 0-0 ③ **L6**	C CU 79 C CU 75 D CH 81 B SI 90 X CH 82 2-2 ① **G4-3**			B SL 82 C SL 81 B SL 83 B SL 83 B FF 88 4-1 **BB**		X FF 89 0-0 ② **G6-3**	4	0	1	0	1	0	1
19 Yunel Escobar, R (1, 6) OBP: 0.359, SLG: 0.388 Brent Lillibridge, R (4, PR) OBP: 0.241, SLG: 0.345 (4, 6)	B SI 90 1 SAFE X SI 91 1-0 ② ③ **G6-4-3** **1-2f**			B CU 78 F SI 90 B CU 77 X SI 91 2-1 4 1B 2 3B **1B**	B SI 90 F SI 90 B CU 79 B SI 90 C FF 90 B FF 90 4-2 4 S **BB**		1 SAFE L SI 90 1 SAFE L FF 89 X FF 91 0-2 ① **F9**		B FF 90 S FF 89 S CH 78 X CH 78 1-2 ③ **P3**	2 2	0 1	1 0	0 0	0 1	0 0	1 1
16 Brian McCann, L (1, 2) OBP: 0.369, SLG: 0.532		X SI 89 0-0 ① **L7**		F SI 89 1 SAFE B SI 88 S CH 82 X SI 90 1-2 ① **F7**	X SI 89 0-0 ② **L6**		C SL 84 B SI 90 1 SAFE 1 SAFE X SI 90 1-1 ② **F9**			4	0	0	0	0	0	3
4 Omar Infante, R (1, 5) OBP: 0.367, SLG: 0.460		B SI 89 C CH 81 B SI 91 F FF 90 X CU 78 2-2 ② **P4**		1 SAFE 1 SAFE L SI 89 P PO 73 X SI 89 1-1 **1-2** 2 3B **1B**	B CU 79 C CU 76 B SI 89 B CU 79 B FF 90 4-1 **1-2** **BB**		C SL 84 B SI 90 1 SAFE S CH 84 1 SAFE X SL 84 1-2 ③ **F7**			3	1	1	0	1	0	1
2 Kelly Johnson, L (1, 4) OBP: 0.340, SLG: 0.416		B SI 90 B SI 90 S CH 83 F CH 83 F SI 92 F SI 92 B CU 80 B CH 84 4-2 7 FC4 **BB**		X SI 90 0-0 **1-H** **2-H** 7 2B **3B**	S CH 83 F CH 82 B SI 88 X CU 79 1-2 ③ **F7**			C FF 90 B SL 75 X FF 90 1-1 7 G6-3 **1B**		3	1	2	2	1	0	2
7 Jeff Francoeur, R (1, 9) OBP: 0.291, SLG: 0.355		B FF 91 B SI 91 1 SAFE T SI 91 X SI 91 2-1 ③ **FC4** **1-2f**		X CU 77 0-0 57 SH3 **3-H** **2B**		B FF 87 B CU 78 B CU 76 B FF 89 4-0 G4-3 1 SH2-3 **BB**		B FF 92 F FF 91 S FF 95 X FF 95 1-2 ① ② **G6-3** **1-2f**		3	0	1	1	1	0	2
1 Grégor Blanco, L (1, 7) OBP: 0.372, SLG: 0.311			F FF 89 B CH 81 X FF 88 1-1 ① **L9**	D CH 83 B SI 91 B SI 91 C FF 90 B SI 92 4-1 57 SH3 **BB**		X SI 88 0-0 ① **SH2-3** **1-2**		B FF 92 B FF 91 B FF 89 C FF 89 B FF 91 4-1 **BB**		1	0	0	0	2	0	0
57 Jorge Campillo, R (1, 1) OBP: 0.231, SLG: 0.237 Ruben Gotay, S (6, PH) OBP: 0.314, SLG: 0.352 Will Ohman, L (6, 1) Vladimir Nunez, R (7, 1) Greg Norton, S (8, PH) OBP: 0.357, SLG: 0.437 Jeff Ridgway, R (8, 1)			B SI 90 C FF 89 B SI 90 X SI 91 2-1 **1B**	B FF 88 L FF 87 L FF 90 B CU 77 X SI 89 2-2 ② **SH3** **1-2** **2-3**		B CH 83 B SI 88 F SI 90 S CH 83 X FF 90 2-2 ② **G4-3** **2-3**		1 SAFE B FF 93 C SL 78 S FF 94 C FF 96 1-3 ③ **K**		1 1 0 0 1 0	0 0 0 0 0 0	1 0 0 0 0 0	0 0 0 0 1 0	0 0 0 0 1 0	0 1 0 0 1 0	0 1 0 0 1 0

	AB	R	H	RBI	BB	SO	LOB
	30	3	7	3	7	4	18

Inning Stats	1	2	3	4	5	6	7	8	9	1B: 5	SF: 0	WP: 0	PA: 39
R:	0	0	0	3	0	0	0	0	0	2B: 1	SAC: 2	PB: 0	
E:	0	0	0	0	0	0	0	0	0	3B: 1	DP: 2	SB: 1	
K:	1	0	0	1	0	0	0	1	1	HR: 0	HBP: 0	CS: 0	
S:	9	10	6	17	10	7	9	9	7				
H:	1	0	1	4	0	0	0	1	0				
LOB:	0	1	1	3	2	1	1	1	1				
BB:	0	1	0	1	2	1	1	1	0				
P:	10	18	9	26	21	14	15	16	10				

PITCHER		IP	WLS	BF	H	R	ER	SO	BB	IBB	HBP	BLK	WP	HR	S	P	ERA	WHIP
41 Chris Volstad, R ERA: 3.32	(1, 1)	6.0		28	6	3	3	2	5	0	0	0	0	0	59	98	4.50	1.833
Doug Waechter, R ERA: 3.25	(7, 1)	1.0	W	4	0	0	0	0	1	0	0	0	0	0	9	15	0.00	1.000
23 Andrew Miller, L ERA: 5.52	(8, 1)	1.0	H	4	1	0	0	1	1	0	0	0	0	0	9	16	0.00	2.000
Joe Nelson, R ERA: 1.69	(9, 1)	1.0	S	3	0	0	0	1	0	0	0	0	0	0	7	10	0.00	0.000

PITCHER	IP	WLS	BF	H	R	ER	SO	BB	IBB	HBP	BLK	WP	HR	S	P	ERA	WHIP

Atlanta Braves @ Florida Marlins

Dolphin Stadium, Miami, FL

Wed Sep 03 2008, 1:10 PM EDT

Att. 11,211 - Partly Cloudy - 90 F

livebaseballscorecards.com

Batter	1	2	3	4	5	6	7	8	9	AB	R	H	RBI	BB	SO	LOB
2 Hanley Ramirez, R (1, 6) OBP: 0.395, SLG: 0.532	B FF 83 C SI 84 B SI 85 B FC 81 F FF 84 X SI 86 3-2 ① F9		B SL 80 B FC 82 F SI 86 X FF 86 2-1 HR		B SI 83 F CH 75 B FC 80 C CU 68 C SI 84 2-3 ① K		C SI 89 C SL 81 D SL 81 X FF 91 1-2 12 1B 1-3 WP 2B			4	2	2	1	0	1	0
21 John Baker, L (1, 2) OBP: 0.384, SLG: 0.461	B FF 86 S FF 82 C CH 75 B SI 85 X CH 75 2-2 ② G3-1		F CH 75 B CH 75 B CU 69 F FF 85 X CH 75 2-2 ③ F7		C CH 73 B SI 85 X CU 66 1-1 1B		I IN 76 I IN 78 I IN 78 I IN 79 4-0 WP 12 1B IBB			3	0	1	0	1	0	0
12 Cody Ross, R (1, 8) OBP: 0.323, SLG: 0.501	B SI 85 C FC 81 B SI 86 S SI 86 S SI 87 2-3 ③ K			B SL 78 S SL 81 B SI 86 B SL 81 B FC 82 4-1 S 1B BB	F FF 83 D FC 81 T FC 81 S SL 79 1-3 ② K		S SL 81 B SL 81 X SI 92 1-1 WP 1-2 2-3 3-H 1B			3	1	1	1	1	2	1
Mike Jacobs, L (1, 3) OBP: 0.288, SLG: 0.512 23 Andrew Miller, L (8, 1) OBP: 0.067, SLG: 0.067 Joe Nelson, R (9, 1)		C SI 85 B FC 82 F SI 86 S CH 75 1-3 ① K	S CH 73 B FF 84 X FF 83 1-1 ① F7		B CH 72 S FC 81 X CH 74 1-1 ③ G3		T SI 91 F CH 84 F SI 92 F CH 84 B CH 84 C SI 91 1-3 ② 1-2 2-3 3-H			4 0 0	0 0 0	0 0 0	0 0 0	0 0 0	2 0 0	4 0 0
6 Dan Uggla, R (1, 4) OBP: 0.353, SLG: 0.526		F SI 84 F SI 86 S SI 88 0-3 ② K	B SI 83 B FC 81 C SL 80 B SL 81 X SI 84 3-1 ② F9			C FF 87 B CH 84 B CH 84 B SL 81 C FF 88 F FF 89 C SL 80 3-3 ① K	B SL 82 F SI 92 C FF 92 D SL 83 S CH 84 2-3 ③ K			4	0	0	0	0	3	3
Dallas McPherson, L (1, 5) 4 Alfredo Amezaga, S (9, 5) OBP: 0.307, SLG: 0.349		C CH 75 F CU 70 B CH 74 B FC 81 F CH 75 B SI 84 B FF 86 4-2 BB	S CH 73 D CH 75 1 SAFE C SI 84 B FF 83 B CH 75 B CH 73 4-2 1B 27 1B 1-2 BB			C FF 88 X FF 89 0-1 ② G4-3		B FF 91 C FF 91 F SL 80 F SL 83 B SL 81 C FF 92 2-3 ① K		2 0	1 0	0 0	0 0	2 0	1 0	0 0
Josh Willingham, R (1, 7) OBP: 0.369, SLG: 0.456		B SI 85 C FF 82 B SI 84 1 SAFE F SI 83 F FF 85 F SI 86 X SI 86 2-2 ③ F8		S FC 80 X SI 84 0-1 27 1B 1-3 2-H 1B		C FF 88 B CH 84 C CH 85 B SL 78 X FF 89 2-2 ③ P4		B SI 92 B FF 92 B FF 90 B FF 91 4-0 27 FC6-4 BB		3	0	1	1	1	0	1
27 Jeremy Hermida, L (1, 9) OBP: 0.326, SLG: 0.414			C FF 81 B SL 80 S CH 74 S CH 74 1-3 ① K	C CU 68 B CH 73 C FF 82 F CH 75 F CU 70 F CH 75 F CH 75 X CH 74 1-2 1-2 3-H 1B			B FF 86 C FF 88 C FF 90 X SL 80 1-2 2 2B 12 1B 1B	C FF 91 B FF 91 F FF 91 F FF 92 X CH 82 1-2 ② FC6-4 1-2f		4	1	2	1	0	1	1
41 Chris Volstad, R (1, 1) OBP: 0.056, SLG: 0.056 Doug Waechter, R (7, 1) OBP: 0.167, SLG: 0.167 Robert Andino, R (7, PH) OBP: 0.254, SLG: 0.333 18 Wes Helms, R (8, 3) OBP: 0.305, SLG: 0.345			C SI 85 S FC 80 S CU 69 0-3 ② K	B FF 82 F SL 79 F SL 79 B SL 79 X SL 78 2-2 ③ G5-3			L SL 79 L SI 87 X SL 79 0-2 ① P2	B FF 90 X SI 91 1-0 ③ L8		2 0 1 1	0 0 0 0	0 0 0 0	0 0 0 0	1 0 0 0	2 0 1 1	2 0 1 1
Inning Stats	R: 0 E: 0 K: 1 S: 9 H: 0 LOB: 0 BB: 0 P: 16	R: 0 E: 0 K: 2 S: 14 H: 0 LOB: 1 BB: 1 P: 21	R: 1 E: 0 K: 2 S: 11 H: 1 LOB: 0 BB: 0 P: 16	R: 2 E: 0 K: 0 S: 19 H: 2 LOB: 2 BB: 2 P: 34	R: 0 E: 0 K: 2 S: 10 H: 1 LOB: 1 BB: 0 P: 15	R: 0 E: 0 K: 1 S: 9 H: 0 LOB: 0 BB: 0 P: 14	R: 2 E: 0 K: 2 S: 19 H: 3 LOB: 2 BB: 1 P: 29	R: 0 E: 0 K: 1 S: 9 H: 0 LOB: 1 BB: 1 P: 17		1B: 5 2B: 1 3B: 0 HR: 1 SF: 0 SAC: 0 DP: 0 HBP: 0						

	AB	31
	R	5
	H	7
	RBI	4
	BB	5
	SO	11
	LOB	14

PITCHER		IP	WLS	BF	H	R	ER	SO	BB	IBB	HBP	BLK	WP	HR	S	P	ERA	WHIP
57 Jorge Campillo, R ERA: 3.67	(1, 1)	5.0		22	4	3	3	7	3	0	0	0	0	1	63	102	5.40	1.400
Will Ohman, L ERA: 3.48	(6, 1)	1.0	L	4	1	1	1	1	0	0	0	0	0	0	12	18	9.00	1.000
Vladimir Nunez, R ERA: 5.4	(7, 1)	1.0		6	2	1	1	2	0	1	0	0	1	0	16	25	9.00	2.000
Jeff Ridgway, L ERA: 5.06	(8, 1)	1.0		4	0	0	0	1	1	0	0	0	0	0	9	17	0.00	1.000

PITCHER	IP	WLS	BF	H	R	ER	SO	BB	IBB	HBP	BLK	WP	HR	S	P	ERA	WHIP

Washington Nationals @ Atlanta Braves

Turner Field, Atlanta, GA

Thu Sep 04 2008, 7:00 PM EDT

Att. 18,708 - Partly Cloudy - 82 F

livebaseballscorecards.com

Batter	1	2	3	4	5	6	7	8	9	AB	R	H	RBI	BB	SO	LOB
22 Willie Harris, L (1, 7) OBP: 0.345, SLG: 0.436	B FF 86 B FF 87 C FF 88 C FF 88 B FF 90 X FF 87 3-2 ① G4-3		B FC 85 B CH 76 C FF 86 F FF 85 F FF 89 B CU 72 F FC 86 F FF 89 B FF 88 4-2 11 FC4-6 1-2 BB			C FF 85 B CH 75 X FF 86 1-1 ① L5		B CH 83 X SI 88 1-0 ② G3 1-2		3	0	0	0	1	0	1
15 Cristian Guzman, S (1, 6) OBP: 0.338, SLG: 0.424	B FF 89 B FF 89 B FF 89 B FF 86 4-0 85 CS BB		C CH 76 B FF 85 F FC 87 B FC 86 B FF 88 F FF 86 T FF 86 3-2 ② K			C FF 89 F FF 85 S CH 76 0-3 ② K		D CH 85 B FC 87 B SI 91 C SI 90 F CH 83 C SL 80 3-3 ③ K		3	0	0	0	1	3	3
11 Ryan Zimmerman, R (1, 5) OBP: 0.334, SLG: 0.443	C FC 87 D SL 78 B FF 88 F FC 86 F FF 88 X CU 72 2-2 ② F7		C FF 87 D SL 79 F SL 78 F FF 88 F FF 88 X FF 87 1-2 ③ FC4-6 1-2f			C CH 75 F FF 87 B FF 85 F FF 88 B SL 80 X FF 89 2-2 ③ G4-3			B FF 91 X 1-0 2B	4	0	1	0	0	0	3
85 Lastings Milledge, R (1, 8) OBP: 0.325, SLG: 0.403	1 SAFE 0-0 ③ CS 1-2	B FC 87 F FF 88 B FF 90 F FF 88 B FF 90 F FC 87 C FF 87 3-3 ① K		B SL 80 C CU 68 B CH 76 X FF 86 2-1 ① P5			B SI 92 S SL 84 B SL 85 X SI 93 2-1 ① G4-3		F FF 91 B FF 92 F SL 80 S SL 83 1-3 ① K	4	0	0	0	0	2	1
10 Ronnie Belliard, R (1, 3) OBP: 0.372, SLG: 0.473 Kory Casto, L (7, PR) OBP: 0.299, SLG: 0.288 (7, 3) Aaron Boone, R (9, PH) OBP: 0.312, SLG: 0.419		B FF 88 B FF 88 F FF 88 X FF 89 2-1 2B		C CU 68 B FF 87 B FC 87 S CH 76 X FF 88 2-2 34 G4-6-3 1B			B FF 93 C SI 92 B SI 94 C FF 93 B FF 93 X SI 93 3-2 1B		C SL 79 B SL 83 B SL 80 S SL 77 B FF 92 S SL 82 3-3 ② K	3 0 1	0 0 0	3 0 0	0 0 0	0 0 0	0 0 1	0 0 1
34 Elijah Dukes, R (1, 9) OBP: 0.374, SLG: 0.458		C CU 69 B FF 89 X CU 70 1-1 ② P3		F CU 68 B CH 74 B SL 78 B CU 71 X FF 86 3-1 ②③ G4-6-3 1-2f			B SL 85 C SI 91 B SL 85 B SL 86 S SI 92 3-3 ② K		B FF 93 S SL 80 S SL 82 B FF 93 F SL 81 C SL 84 2-3 ③ K	4	0	0	0	0	2	4
6 Anderson Hernandez, S (1, 4) OBP: 0.412, SLG: 0.394		X FF 88 0-0 ③ F8			C CH 85 F CU 70 X FF 88 0-2 ① F8		C SI 92 B SI 92 B SI 91 X SI 91 2-1 ③ G2-3			3	0	0	0	0	0	2
79 Luke Montz, R (1, 2)			S FF 86 F FF 88 B FF 89 F FC 87 X CU 72 1-2 ① L7		B CH 76 C CH 77 X FF 87 1-1 ② F7			B SI 89 B SI 88 B SI 87 C SI 88 X SI 88 3-1 ① G5-3		3	0	0	0	0	0	0
39 Shairon Martis, R (1, 1) 50 Garrett Mock, S (6, 1) Charlie Manning, L (7, 1) 59 Steven Shell, R (7, 1) 2 Roger Bernadina, L (8, PH) OBP: 0.152, SLG: 0.152 Levale Speigner, R (8, 1)			B FF 87 B FC 86 C FF 85 S CH 84 B FF 88 B FF 86 4-2 22 WP BB		C FF 86 B FF 87 B FF 86 F FF 87 X FF 87 2-2 ③ F8			B SI 89 C SI 90 X SI 90 1-1 22 G3 1B		1 0 0 0 1 0	0 0 0 0 0 0	0 0 0 0 1 0	0 0 0 0 0 0	1 0 0 0 0 0	0 0 0 0 0 0	0 0 0 0 0 0
Inning Stats	R: 0 H: 0 E: 0 LOB: 0 K: 0 BB: 1 S: 7 P: 16	R: 0 H: 1 E: 0 LOB: 1 K: 1 BB: 0 S: 9 P: 15	R: 0 H: 0 E: 0 LOB: 2 K: 1 BB: 2 S: 20 P: 33	R: 0 H: 1 E: 0 LOB: 0 K: 0 BB: 0 S: 7 P: 14	R: 0 H: 0 E: 0 LOB: 0 K: 0 BB: 0 S: 8 P: 11	R: 0 H: 0 E: 0 LOB: 0 K: 1 BB: 0 S: 9 P: 12	R: 0 H: 1 E: 0 LOB: 1 K: 1 BB: 0 S: 10 P: 20	R: 0 H: 1 E: 0 LOB: 1 K: 1 BB: 0 S: 8 P: 16	R: 0 H: 1 E: 0 LOB: 1 K: 3 BB: 0 S: 11 P: 18	1B: 3 2B: 2 3B: 0 HR: 0	SF: 0 SAC: 0 DP: 1 HBP: 0			WP: 1 PB: 0 SB: 0 CS: 1	PA: 34		

PITCHER		IP	WLS	BF	H	R	ER	SO	BB	IBB	HBP	BLK	WP	HR	S	P	ERA	WHIP
61 James Parr, R ERA:	(1, 1)	6.0	W	21	2	0	0	3	3	0	0	0	1	0	60	101	0.00	0.833
30 Jeff Bennett, R ERA: 4.0	(7, 1)	1.0	H	4	1	0	0	1	0	0	0	0	0	0	10	20	0.00	1.000
Julian Tavarez, R ERA: 5.04	(8, 1)	1.0	H	4	1	0	0	1	0	0	0	0	0	0	8	16	0.00	1.000
51 Michael Gonzalez, L ERA: 3.38	(9, 1)	1.0	S	4	1	0	0	3	0	0	0	0	0	0	11	18	0.00	1.000

PITCHER	IP	WLS	BF	H	R	ER	SO	BB	IBB	HBP	BLK	WP	HR	S	P	ERA	WHIP

TOP	
AB	30
R	0
H	5
RBI	0
BB	3
SO	8
LOB	15

Batter	1	2	3	4	5	6	7	8	9	AB	R	H	RBI	BB	SO	LOB
1 Grégor Blanco, L (1, 8) (9, 7) OBP: 0.369, SLG: 0.308	B FF 91 C FF 90 F FF 91 B SL 82 S SL 81 2-3 ① K		C CU 74 B FF 92 X FF 91 1-1 ① G3	B CU 73 B FF 88 C FF 91 B FF 90 C FF 90 X FF 91 3-2 ② FC6-4 1-2f 2-3 3-H			L SI 90 B CU 75 C CU 75 F FF 91 X SL 81 1-2 ① G4-3			4	0	0	1	0	1	2
2 Kelly Johnson, L (1, 4) OBP: 0.342, SLG: 0.424	B FF 92 C FF 90 X CH 80 1-1 ② G1-3		B FF 91 C CH 80 X CH 79 1-1 16 SF7 3B	B SL 76 B FF 90 C FF 89 F FF 90 X CU 76 2-2 ③ L4			F SI 92 X FF 90 0-1 2B			4	1	2	0	0	0	2
10 Chipper Jones, S (1, 5) OBP: 0.460, SLG: 0.567	B FF 93 B CU 75 C FF 91 X FF 92 2-1 16 1B 1B		C CU 77 B SI 90 D SL 82 S FF 90 B CU 73 B FF 91 4-2 16 SF7 BB		B CU 74 F FF 90 B FF 92 B CU 76 B FF 90 4-1 BB		I IN 66 I IN 66 I IN 66 I IN 63 4-0 4 FC4-6 IBB			1	0	1	0	3	0	0
16 Brian McCann, L (1, 2) OBP: 0.369, SLG: 0.530	X FF 91 0-0 1-2 1B		C FF 90 B CU 75 B FF 92 X FF 90 2-1 ② SF7 1-2 3-H		B FF 90 X FF 90 1-0 ① F8		S FF 86 B FF 87 S CU 77 B CU 75 S CU 78 2-3 ② K			3	0	1	1	0	1	3
4 Omar Infante, R (1, 6) OBP: 0.362, SLG: 0.453	C CU 74 X FF 90 0-1 ③ F8		X SL 80 0-0 ③ G1-3		B FF 88 D SL 79 C FF 89 C FF 90 D SL 81 X FF 90 3-2 ② F8		B CU 73 B CU 74 B SI 88 C SI 87 X SI 89 3-1 ③ FC4-6 1-2f			4	0	0	0	0	0	6
22 Casey Kotchman, L (1, 3) OBP: 0.314, SLG: 0.407		B FF 90 B FF 91 C FF 90 X CH 80 2-1 ① G3		B FF 89 B FF 90 B FF 91 B FF 91 4-0 61 BB 7 WP 1 FC6-4 BB	X CH 78 0-0 ③ G4-3			B SI 90 C FF 88 B CU 78 X SI 90 2-1 ① G6-3		3	1	0	0	1	0	1
7 Jeff Francoeur, R (1, 9) OBP: 0.289, SLG: 0.353		B SL 82 B FF 91 F FF 92 S SL 81 F SL 79 X FF 92 2-2 ② F9		C SL 79 T CH 79 B SL 81 X FF 90 1-2 ① F9 1-2		S FF 90 B SL 80 B FF 89 B FC 90 X FF 90 3-1 ① F9		B CU 80 F 1-1 CI 28 FC6-4		3	0	0	0	0	0	1
28 Brandon Jones, L (1, 7) OBP: 0.330, SLG: 0.420 Josh Anderson, L (8, PR) (9, 8) OBP: 0.367, SLG: 0.426		B FF 91 B CH 80 C FF 92 X FF 92 2-1 1B		B CH 78 B FF 90 B CH 79 B FF 91 4-0 1 FC6-4 61 BB BB		C SI 92 S CU 76 B CU 76 B FF 92 B CH 79 C FF 92 3-3 ② K		X CU 78 0-0 ② FC6-4 CS 1-2f		3 0	0 0	1 0	0 0	1 0	1 0	1 0
61 James Parr, R (1, 1) Ruben Gotay, S (6, PH) OBP: 0.311, SLG: 0.348 30 Jeff Bennett, R (7, 1) OBP: 0.364, SLG: 0.333 Julian Tavarez, L (8, 1) Greg Norton, S (8, PH) OBP: 0.357, SLG: 0.437 51 Michael Gonzalez, R (9, 1)		C FF 90 C FF 91 D CU 74 S CU 79 1-3 ③ K		B FF 88 B FF 87 B FF 86 C FF 86 B FF 87 4-1 1 FC6-4 BB 1-2 2-3		B CU 75 B SI 90 X SI 89 2-0 ③ G3		B CU 78 1-0 ③ CS 1-2		1 1 0 0 0 0	0 0 0 0 0 0	0 0 0 0 0 0	0 0 0 0 0 0	1 0 0 0 0 0	1 0 0 0 0 0	1 0 0 0 0 0
Inning Stats	R: 0 H: 2 E: 0 LOB: 2 K: 1 BB: 0 S: 10 P: 15	R: 0 H: 1 E: 0 LOB: 1 K: 1 BB: 0 S: 11 P: 18	R: 1 H: 1 E: 0 LOB: 1 K: 0 BB: 1 S: 9 P: 17	R: 1 H: 0 E: 0 LOB: 2 K: 0 BB: 3 S: 10 P: 28	R: 0 H: 0 E: 0 LOB: 1 K: 0 BB: 1 S: 6 P: 14	R: 0 H: 0 E: 0 LOB: 0 K: 1 BB: 0 S: 6 P: 14	R: 0 H: 1 E: 0 LOB: 2 K: 1 BB: 1 S: 11 P: 21	R: 0 H: 0 E: 1 LOB: 1 K: 0 BB: 0 S: 4 P: 8		1B: 3 SF: 1 2B: 1 SAC: 0 3B: 1 DP: 0 HR: 0 HBP: 0				WP: 1 PA: 36 PB: 0 SB: 0 CS: 1		

PITCHER		IP	WLS	BF	H	R	ER	SO	BB	IBB	HBP	BLK	WP	HR	S	P	ERA	WHIP
39 Shairon Martis, R ERA: 3.6	(1, 1)	5.0	L	24	4	2	2	2	5	0	0	0	1	0	46	92	3.60	1.800
50 Garrett Mock, R ERA: 4.91	(6, 1)	1.1		6	1	0	0	1	0	1	0	0	0	0	12	25	0.00	0.750
Charlie Manning, L ERA: 4.98	(7, 1)	0.1		1	0	0	0	1	0	0	0	0	0	0	3	5	0.00	0.000
59 Steven Shell, R ERA: 2.01	(7, 1)	0.1		1	0	0	0	0	0	0	0	0	0	0	2	5	0.00	0.000
Levale Speigner, R ERA: 13.5	(8, 1)	1.0		3	0	0	0	0	0	0	0	0	0	0	4	8	0.00	0.000

PITCHER	IP	WLS	BF	H	R	ER	SO	BB	IBB	HBP	BLK	WP	HR	S	P	ERA	WHIP

BOTTOM

Washington Nationals @ Atlanta Braves

Turner Field, Atlanta, GA

Thu Sep 04 2008, 7:00 PM EDT
Att. 18,708 - Partly Cloudy - 82 F

livebaseballscorecards.com

AB	27
R	2
H	5
RBI	2
BB	6
SO	4
LOB	17

Batter	1	2	3	4	5	6	7	8	9	AB	R	H	RBI	BB	SO	LOB
22 Willie Harris, L (1, 7) OBP: 0.343, SLG: 0.430	B FF 89 C FF 88 S SL 80 B FF 90 B SL 79 X FF 90 3-2 F8 ①	B SI 91 B SI 92 C FF 92 B SI 91 S CH 84 B SI 92 4-2 BB		C CH 83 X FF 91 0-1 F8 ②		C FF 91 S FF 92 B FF 92 F SL 88 B FF 92 B FF 91 F FF 90 X FF 91 3-2 G4-3 ③		B FF 91 C FF 91 B SI 89 B FF 90 C FF 90 S FF 92 3-3 K ②		4	0	0	0	1	1	2
15 Cristian Guzman, S (1, 6) OBP: 0.339, SLG: 0.423 12 Alberto Gonzalez, R (7, 6) OBP: 0.280, SLG: 0.290	B SL 79 B SI 89 B FF 90 C FF 90 B SI 89 4-1 BB 1B BB	F FF 92 C SI 92 F FF 93 X SL 80 0-2 F8 ③		F FF 91 S FF 91 F FF 91 F FF 91 B SL 80 F CH 83 F SI 92 B SL 78 S CH 82 2-3 K ③			B SI 88 X SI 88 1-0 11 FC5-4 1B	B SL 79 C FF 90 X SI 91 1-1 G5-3 ③		3 1	0 0	1 0	0 0	1 0	1 0	3 0
11 Ryan Zimmerman, R (1, 5) OBP: 0.336, SLG: 0.444 Pete Orr, L (7, PR) OBP: 0.246, SLG: 0.288 (7, 5)	C FF 90 1 SAFE F CH 82 B SI 91 B SI 90 F SI 93 1 SAFE C CH 84 2-3 K ②	C SI 91 X SI 89 0-1 2 3B 1B	B SI 88 S SL 77 B CH 82 S FF 90 X SI 92 2-2 G6-4-3 1B			C SI 88 D SL 84 X SI 89 1-1 FC5-4 ① 1B 3B 1-2f	B FF 95 B FF 94 C FF 93 X FF 93 2-1 F7 ①	4 1	1 1	2 0	0 0	1 0	2 0
Kory Casto, L (1, 3) OBP: 0.309, SLG: 0.301	F FF 90 C CH 83 X CH 83 0-2 BB 1B 1-2	X FF 88 0-0 P6 ①	B FF 89 F FF 88 B CH 82 X CH 81 2-1 G6-4-3 ① ② 1-2f			C SI 89 B CH 82 B SI 88 B SI 88 F FF 87 F SI 88 X SI 88 3-2 3B 1B 1-2	B FF 95 B SL 80 C FF 95 X FF 95 2-1 G4-3 1B	5	1	3	0	0	0	2
Ryan Langerhans, L (1, 9) OBP: 0.376, SLG: 0.351	B SI 91 C CH 84 F FF 92 B FF 92 B SI 93 B CH 85 4-2 BB 1-2 2-3	C FF 88 F CH 82 1 SAFE T FF 92 0-2 K ②	C FF 88 B SL 81 C FF 90 S CH 81 1-3 K ③			B CH 78 F SI 88 F CU 76 X FF 89 1-2 23 SF8 3B 1-H 2-H	B SI 94 S CH 86 X CH 86 1-1 G4-3 ② 1-2	4	1	1	2	1	2	2
2 Roger Bernadina, L (1, 8) OBP: 0.196, SLG: 0.204	C FF 92 B SI 93 X CH 83 1-1 G4-3 ③	B SI 91 F FF 91 C FF 92 F CH 84 D SL 80 X FF 91 2-2 3B 1-H				F FF 89 B FF 91 B FF 89 B FF 90 B SI 89 4-1 G4-3 1B BB	B SI 89 F FF 88 B CH 82 B SI 90 B SI 86 4-1 BB		B CH 86 S CH 86 X SL 83 1-1 G4-3 ③	3	1	1	1	2	0	4
23 Wil Nieves, R (1, 2) OBP: 0.291, SLG: 0.310		C FF 89 F SI 90 C SL 79 0-3 K ① B SL 80 S CH 83 F SI 93 C SI 94 1-3 K ③				F S X 0-2 L8 ① B SI 90 X SI 89	1-0 SF8 ② 3-H			3	0	0	1	0	2	2
Emilio Bonifácio, S (1, 4) Charlie Manning, L (7, 1) 50 Garrett Mock, S (8, 1)		B SI 90 L FF 90 B FF 91 B CH 83 C FF 89 F FF 90 X FF 90 3-2 57 SH1-4 1B	C FF 88 B SL 79 B FF 90 F FF 89 B SI 91 X FF 90 3-2 74 SH1-4 1B			S B FF 90 C FF 90 X SL 86 1-2 G4-3 ② 1-2 X SI 87 0-0 F7 ③				4 0 0	0 0 0	2 0 0	0 0 0	0 0 0	0 0 0	2 0 0
57 Jason Bergmann, R (1, 1) 74 Marco Estrada, R (3, 1) Aaron Boone, R (6, PH) OBP: 0.316, SLG: 0.422 Levale Speigner, R (6, 1) 6 Anderson Hernandez, S (7, 4) OBP: 0.400, SLG: 0.382		1 SAFE X FF 90 0-0 SH1-4 ② 1-2	B FF 91 X FF 90 1-0 SH1-4 ① 1-2			B FF 91 C FF 92 X SL 88 1-1 2-H 1B	C FF 90 X SI 90 0-1 G4-3 ①			0 0 1 0 1	0 0 0 0 0	0 0 1 0 0	0 0 1 0 0	0 0 0 0 0	0 0 0 0 0	0 0 0 0 0

Inning Stats	1	2	3	4	5	6	7	8	9
	R: 0 E: 0 K: 1 S: 15	H: 1 LOB: 3 BB: 2 P: 29	R: 0 E: 0 K: 1 S: 14	H: 1 LOB: 2 BB: 1 P: 21	R: 1 E: 0 K: 2 S: 13	H: 2 LOB: 1 BB: 0 P: 16	R: 0 E: 0 K: 1 S: 13	H: 1 LOB: 1 BB: 0 P: 19	R: 0 E: 0 K: 1 S: 8	H: 1 LOB: 0 BB: 0 P: 13
	R: 1 E: 0 K: 0 S: 14	H: 1 LOB: 1 BB: 1 P: 23	R: 3 E: 0 K: 0 S: 14	H: 3 LOB: 1 BB: 1 P: 25	R: 0 E: 0 K: 1 S: 7	H: 0 LOB: 0 BB: 0 P: 11	R: 0 E: 0 K: 0 S: 8	H: 1 LOB: 1 BB: 0 P: 14	

	AB	R	H	RBI	BB	SO	LOB
AB	34						
R	5						
H	11						
RBI	5						
BB	5						
SO	7						
LOB	19						

1B: 9	SF: 1
2B: 0	SAC: 2
3B: 2	DP: 1
HR: 0	HBP: 0

WP: 0	PA: 42
PB: 0	
SB: 0	
CS: 0	

TOP

Washington Nationals @ Atlanta Braves

Turner Field, Atlanta, GA

Fri Sep 05 2008, 7:30 PM EDT

Att. 25,064 - Clear - 83 F

livebaseballscorecards.com

PITCHER		IP	WLS	BF	H	R	ER	SO	BB	IBB	HBP	BLK	WP	HR	S	P	ERA	WHIP
49 Jair Jurrjens, R ERA: 3.54	(1, 1)	5.0	W	23	6	1	1	6	3	0	0	0	0	0	63	98	1.80	1.800
38 Buddy Carlyle, R ERA: 4.38	(6, 1)	1.0		5	1	1	1	0	1	0	0	0	0	0	14	23	9.00	2.000
Elmer Dessens, R ERA: 30.0	(7, 1)	1.0		7	3	3	3	0	1	0	0	0	0	0	14	25	27.00	4.000
Jeff Ridgway, L ERA: 4.26	(8, 1)	1.0		3	0	0	0	1	0	0	0	0	0	0	7	11	0.00	0.000
Jorge Julio, R ERA: 5.49	(9, 1)	1.0		4	1	0	0	0	0	0	0	0	0	0	8	14	0.00	1.000

PITCHER		IP	WLS	BF	H	R	ER	SO	BB	IBB	HBP	BLK	WP	HR	S	P	ERA	WHIP

Batter	1	2	3	4	5	6	7	8	9	AB	R	H	RBI	BB	SO	LOB
Josh Anderson, L (1, 8) OBP: 0.369, SLG: 0.441	C SL 88 B SL 88 X FF 89 1-1 2 G6-3 10 G6-3 2B		B CU 73 2-1 S CU 75 B CU 75 X CH 87 2 2B 16 SF9 1B 1-3 B CH 76 2-2 ③ S CU 77 C CU 86 X CU 77 G3		D CH 77 C FF 88 F CU 75 X CU 78 1-2 ② FC1-6 2 1B 1-2f 2-3		B CU 79 B FF 86 C FF 86 F FF 85 F CU 80 S CU 77 2-3 ② K			5	2	2	0	0	1	3
2 Kelly Johnson, L (1, 4) OBP: 0.344, SLG: 0.430	F SL 88 B CH 88 F CH 87 B CU 74 X CH 88 2-2 ① G6-3 2-3		X FF 88 0-0 16 SF9 22 BB 2B 1-3 3-H	B FF 86 B CH 77 X FF 89 2-0 19 E 2B	B CU 75 X FF 88 1-0 1-2 3-H 1B		B CU 76 X CU 74 1-0 ③ P5			5	2	3	2	0	0	1
10 Chipper Jones, S (1, 5) OBP: 0.458, SLG: 0.563 38 Buddy Carlyle, L (6, 1) OBP: 0.333, SLG: 0.250 Elmer Dessens, R (7, 1) Jeff Ridgway, R (8, 1) Greg Norton, S (8, PH) OBP: 0.355, SLG: 0.434 Jorge Julio, R (9, 1)	T CU 74 F CU 76 B FF 89 X CU 74 1-2 ② G6-3 3-H		B SI 87 D CU 75 B CH 88 B SI 88 4-0 22 BB 19 BB 7 BB BB	B CU 76 B FF 87 C FF 90 B FF 89 X CH 79 3-1 ① F7	C CU 77 B CU 77 X FF 89 1-1 ③ F9			B CH 79 C CH 79 C CU 74 X CU 76 1-2 ① G6-3		3 0 0 0 1 0	1 0 0 0 0 0	0 0 0 0 0 0	1 0 0 0 0 0	1 0 0 0 0 0	0 0 0 0 0 0	3 0 0 0 0 0
16 Brian McCann, L (1, 2) OBP: 0.366, SLG: 0.527 5 Clint Sammons, R (7, 2) OBP: 0.233, SLG: 0.250	C FF 90 B CU 77 B CU 76 B CH 88 X FF 89 3-1 ③ F7		C CU 76 B CU 76 B CU 76 S SL 84 F SL 85 X CU 77 2-2 ① SF9 2-3 3-H	X FF 88 0-0 ② P5		F FF 91 C CU 79 X SL 84 0-2 ① G4-3		S SI 89 S SI 89 F SI 89 F CU 76 X CH 78 0-2 ② G5-3		3 1	0 0	0 0	1 0	0 0	0 0	1 0
19 Yunel Escobar, R (1, 6) OBP: 0.361, SLG: 0.388		B FF 89 B SL 85 F SL 85 S SL 85 B SL 85 S SL 84 3-3 ① K	B SL 84 B FF 89 F SL 87 B FF 88 B CH 88 4-1 7 BB 22 BB 28 2B 1-2 BB	B CH 77 X FF 89 1-0 E4 2-H		X FF 91 0-0 22 1B 1B		B SL 81 B SI 89 B SL 81 B FF 91 4-0 BB		3	1	1	0	2	1	0
22 Casey Kotchman, L (1, 3) OBP: 0.317, SLG: 0.408		C FF 90 X CU 76 0-1 1B	B SL 84 B CH 88 C CH 88 C SL 88 B CH 88 B 4-2 7 BB 28 2B 1-2 2-3 3-H BB	B FF 88 C FF 87 S CH 77 B CU 78 B CH 77 X FF 89 3-2 ③ P5		C FF 91 B FF 92 F CH 84 D CU 79 X FF 92 2-2 28 FC6-4 1-3 1B		B SI 90 B SI 89 B SI 90 C SI 90 F SI 89 X SI 89 3-2 ③ G5-3		4	1	2	1	1	0	2
7 Jeff Francoeur, R (1, 9) OBP: 0.291, SLG: 0.352 1 Grégor Blanco, L (5, PR) OBP: 0.368, SLG: 0.307 (6, 7)	B SL 85 X SL 89 1-0 ② P2		F CU 77 B FF 90 B CU 77 B FF 89 F FF 89 B CH 78 4-2 28 2B 1-2 2-3 3-H BB		C FF 89 F FF 90 B CU 80 F CU 76 H FF 90 2-2 FC1-6 BB 2 1B HBP	B CU 78 B CU 78 X FF 90 2-0 ② P5				1 1	1 1	0 0	1 0	1 0	0 0	1 2
28 Brandon Jones, L (1, 7) OBP: 0.326, SLG: 0.424 (6, 9)	C CU 74 F FF 89 C CU 76 0-3 ③ K		C CU 75 F FF 89 X FF 90 0-2 1-H 2-H 3-H 2B		C FF 86 F CH 78 F CU 76 S CU 77 0-3 ① K	X CU 79 0-0 ③ FC6-4 1-2f				4	0	1	3	0	2	4
49 Jair Jurrjens, R (1, 1) OBP: 0.200, SLG: 0.148 Ruben Gotay, S (5, PH) OBP: 0.317, SLG: 0.348 14 Martín Prado, R (6, 5) OBP: 0.395, SLG: 0.516			C CH 88 0-2 F FF 86 F FF 90 X SL 84 1B 2 2B 1B B FF 87 1-0 ② X FF 89 P2		C FF 88 B CU 78 B FF 88 B CH 79 B FF 87 4-1 FC1-6 1-2 BB		C FF 88 C CU 76 B CU 76 S FF 85 1-3 ① K			2 0 1	1 0 0	1 0 0	0 0 0	0 1 0	0 0 1	1 0 0
Inning Stats	R: 1 E: 0 K: 0 S: 10 H: 1 LOB: 0 BB: 0 P: 17	R: 0 E: 0 K: 2 S: 9 H: 1 LOB: 1 BB: 0 P: 13	R: 7 E: 0 K: 0 S: 24 H: 4 LOB: 3 BB: 4 P: 47	R: 1 E: 1 K: 0 S: 8 H: 1 LOB: 1 BB: 0 P: 17	R: 1 E: 0 K: 1 S: 14 H: 1 LOB: 2 BB: 1 P: 23	R: 0 E: 0 K: 0 S: 9 H: 2 LOB: 2 BB: 0 P: 13	R: 0 E: 0 K: 2 S: 8 H: 0 LOB: 0 BB: 0 P: 12	R: 0 E: 0 K: 0 S: 11 H: 0 LOB: 1 BB: 1 P: 19		1B: 6 2B: 4 3B: 0 HR: 0 SF: 1 SAC: 0 DP: 0 HBP: 1					WP: 0 PB: 0 SB: 0 CS: 0 PA: 42	

PITCHER	IP	WLS	BF	H	R	ER	SO	BB	IBB	HBP	BLK	WP	HR	S	P	ERA	WHIP
57 Jason Bergmann, R (1, 1) ERA: 5.23	2.1	L	15	5	7	7	2	3	0	0	0	0	0	34	61	27.00	3.429
74 Marco Estrada, R (3, 1) ERA: 7.0	2.2		15	3	3	2	1	2	0	1	0	0	0	31	56	6.75	1.875
Levale Speigner, R (6, 1) ERA: 7.71	1.0		5	2	0	0	0	0	0	0	0	0	0	9	13	0.00	2.000
Charlie Manning, L (7, 1) ERA: 4.84	1.0		3	0	0	0	2	0	0	0	0	0	0	8	12	0.00	0.000
50 Garrett Mock, R (8, 1) ERA: 4.75	1.0		4	0	0	0	0	1	0	0	0	0	0	11	19	0.00	1.000

PITCHER	IP	WLS	BF	H	R	ER	SO	BB	IBB	HBP	BLK	WP	HR	S	P	ERA	WHIP

BOTTOM

Washington Nationals @ Atlanta Braves

Turner Field, Atlanta, GA

Fri Sep 05 2008, 7:30 PM EDT

Att. 25,064 - Clear - 83 F

livebaseballscorecards.com

AB	34
R	10
H	10
RBI	9
BB	6
SO	5
LOB	18

Batter	1	2	3	4	5	6	7	8	9	10	AB	R	H	RBI	BB	SO	LOB
22 Willie Harris, L (1, 7) OBP: 0.341, SLG: 0.436	F FF 87 C FF 88 S FC 84 0-3 ① **K**		C FF 89 B SI 85 C SI 85 B FF 90 F FF 90 X SI 86 2-2 **HR**		B FC 87 C FC 81 X FC 85 1-1 ① **G5-3**		B FF 87 X FF 87 1-0 ② **F7**			B FF 93 F FF 92 C FF 92 B FF 94 F SL 82 S SL 84 2-3 ① **K**	5	1	1	1	0	2	1
15 Cristian Guzman, S (1, 6) OBP: 0.342, SLG: 0.427	X FF 88 0-0 **1B**		B FF 88 F FC 84 F SI 84 F FC 86 X FF 90 1-2 ② **F9**		C FF 88 B SI 83 B FF 88 B CH 78 B FF 87 4-1 11 G1-4-3 **BB**		X FF 87 0-0 ③ **F8**			C SL 78 S FF 94 X FF 93 0-2 11 2B **3B**	4	1	2	0	1	0	1
11 Ryan Zimmerman, R (1, 5) OBP: 0.337, SLG: 0.454	B FF 88 B SI 82 F SI 83 F SI 84 1 SAFE F SI 82 S FC 85 2-3 ② **K**		F SI 86 B CH 78 X FC 86 1-1 **HR**		B CH 78 C FF 88 X CH 79 1-1 ②③ **G1-4-3** 1-2f			B SI 90 F FF 91 B SI 91 B SL 86 X FF 91 3-1 ① **G5-3**		C FF 93 S SL 82 F SL 82 B FF 93 F SL 83 X SL 81 1-2 85 WP 34 1B **2B** 3-H	5	2	2	2	0	1	2
85 Lastings Milledge, R (1, 8) OBP: 0.323, SLG: 0.400	C SI 84 B FC 86 B SI 82 S FC 86 F FF 90 B CH 78 F SI 82 X SI 82 3-2 ③ **G6-3**		C SI 83 X CU 76 0-1 ③ **F8**			C FF 87 B SI 82 S SI 82 C FF 88 1-3 ① **K**		X SI 93 0-0 ② **F9**		S FF 93 B SL 82 B SL 83 B FF 94 F FF 94 B SL 83 4-2 WP 34 1B **BB** 2-3	4	0	0	0	1	1	1
34 Elijah Dukes, R (1, 9) OBP: 0.382, SLG: 0.493		S SI 83 X FF 88 0-1 **HR**		B SI 81 B CH 79 B FC 80 C SI 83 C FC 83 X FC 84 3-2 **HR**		B FF 89 X SI 82 1-0 CS **1B**		C SL 87 S SL 86 B SI 94 F SL 85 X SL 87 1-2 ③ **G6-3**		T SL 84 1 SAFE B SL 84 F FF 95 X SL 84 1-2 3-H **1B**	5	2	4	3	0	0	0
Aaron Boone, R (1, 3) OBP: 0.308, SLG: 0.411		B FF 88 B SI 83 C SI 81 X FF 88 2-1 ① **G5-3**		C SI 84 B FF 89 B SI 83 X SI 82 2-1 ① **P6**		S FC 84 B SI 83 S CH 80 1 SAFE B CH 80 B FC 82 F FF 89 F FC 85 F SI 83 3-3 ②③ S CH 78 **K** 1-2			L SL 85 F SI 92 X SL 87 0-2 ① **F9**	C FF 95 F FF 94 B SL 84 S SL 84 1-3 ② **K** 2-3	5	0	0	0	0	2	3
Emilio Bonifácio, S (1, 4) OBP: 0.295, SLG: 0.354		B FF 88 B FF 88 F FF 88 X FC 84 2-1 ② **G5-3**		C CU 74 C FF 88 S FC 86 0-3 ② **K**			B FF 86 B SI 82 X CU 75 2-0 **E5** 23 SH1-3 6 1B		F SI 93 X SI 92 0-1 ② **G6-3**	B FF 95 1 SAFE B CH 84 X FF 93 2-0 ③ **G4-3**	5	1	0	0	0	1	2
23 Wil Nieves, R (1, 2) OBP: 0.292, SLG: 0.311		F SI 84 B SI 83 F FF 89 B FC 86 F FC 85 F SI 84 X SI 81 2-2 ③ **G5-3**		X FF 88 0-0 FC6-4 **1B**			X SI 82 0-0 ① **SH1-3** 2-3		F SI 93 F SL 86 S SL 85 0-3 ③ **K**		3	0	1	0	0	1	0
Tim Redding, R (1, 1) OBP: 0.260, SLG: 0.200 6 Anderson Hernandez, S (7, PH) OBP: 0.417, SLG: 0.400 58 Mike Hinckley, R (7, 1) 52 Saul Rivera, S (8, 1) 38 Joel Hanrahan, R (9, 1) Ryan Langerhans, L (10, PH) OBP: 0.381, SLG: 0.389 59 Steven Shell, R (10, 1)			C FF 86 C FF 88 F FC 84 F FF 90 X CU 77 0-2 ① **L6**	X FF 88 0-0 ③ **FC6-4** 1-2f			X FC 83 0-0 **1B** 3-H			B FF 92 C FF 92 X SL 81 1-1 **HR**	2 1 0 0 0 1 0	0 0 0 0 0 1 0	0 1 0 0 0 1 0	0 1 0 0 0 1 0	0 0 0 0 0 0 0	1 0 0 0 0 0 0	
Inning Stats	R: 0 H: 1 E: 0 LOB: 1 K: 2 BB: 0 S: 13 P: 18	R: 1 H: 1 E: 0 LOB: 0 K: 0 BB: 0 S: 11 P: 17	R: 2 H: 2 E: 0 LOB: 0 K: 0 BB: 0 S: 17 P: 21	R: 1 H: 2 E: 0 LOB: 1 K: 1 BB: 0 S: 10 P: 15	R: 0 H: 0 E: 0 LOB: 0 K: 0 BB: 1 S: 5 P: 11	R: 0 H: 1 E: 0 LOB: 0 K: 2 BB: 0 S: 10 P: 15	R: 1 H: 1 E: 1 LOB: 1 K: 0 BB: 0 S: 5 P: 8	R: 0 H: 0 E: 0 LOB: 0 K: 0 BB: 0 S: 7 P: 11	R: 0 H: 0 E: 0 LOB: 0 K: 1 BB: 0 S: 8 P: 8	R: 3 H: 4 E: 0 LOB: 2 K: 2 BB: 1 S: 23 P: 35	1B: 5 2B: 1 3B: 1 HR: 5	SF: 0 SAC: 1 DP: 1 HBP: 0					

PITCHER		IP	WLS	BF	H	R	ER	SO	BB	IBB	HBP	BLK	WP	HR	S	P	ERA	WHIP
Mike Hampton, L ERA: 5.6	(1, 1)	7.0		29	8	5	4	5	1	0	0	0	0	4	71	105	5.14	1.286
30 Jeff Bennett, R ERA: 3.9	(8, 1)	2.0		6	0	0	0	1	0	0	0	0	0	0	15	19	0.00	0.000
51 Michael Gonzalez, L ERA: 4.44	(10, 1)	0.1	L	4	3	3	3	1	0	0	0	0	0	1	14	18	81.00	9.000
Jorge Julio, R ERA: 5.31	(10, 1)	0.2		4	1	0	0	1	1	0	0	0	2	0	9	17	0.00	3.000

PITCHER	IP	WLS	BF	H	R	ER	SO	BB	IBB	HBP	BLK	WP	HR	S	P	ERA	WHIP

TOP

Washington Nationals @ Atlanta Braves

Turner Field, Atlanta, GA

Sat Sep 06 2008, 7:00 PM EDT
Att. 34,369 - Partly Cloudy - 82 F

livebaseballscorecards.com

AB	40
R	8
H	12
RBI	8
BB	2
SO	8
LOB	11

1B: 5	SF: 0	WP: 2	PA: 43
2B: 1	SAC: 1	PB: 0	
3B: 1	DP: 1	SB: 0	
HR: 5	HBP: 0	CS: 1	

Batter	1	2	3	4	5	6	7	8	9	10	AB	R	H	RBI	BB	SO	LOB
Josh Anderson, L (1, 8) OBP: 0.357, SLG: 0.413	C FF 88 X FF 88 0-1 ① F9		F X 0-1 ① F7		D SL 85 B FF 87 B FF 88 B FF 89 4-0 2 G4-6-3 1-2 BB		X SI 91 0-0 ③ G4-3		C FF 96 B FF 96 S SL 84 S SL 85 1-3 ② K		4	0	0	0	1	1	4
2 Kelly Johnson, L (1, 4) OBP: 0.345, SLG: 0.432	B FF 90 F FF 89 S FF 90 X FF 91 1-2 10 G4-6-3 1B		C SL 83 X CU 76 0-1 ② G3		F CU 76 X CU 77 0-1 ②③ G4-6-3 1-2f			S FF 87 F FC 83 F FC 84 B FC 84 X SL 83 1-2 ① G4-3	S SL 85 X SL 84 0-1 1-3 2-H 3-H 2B		5	0	2	2	0	0	2
10 Chipper Jones, S (1, 5) OBP: 0.458, SLG: 0.560	X FF 86 0-0 ②③ G4-6-3 1-2f		C FF 90 B CU 76 X CU 76 1-1 ③ F8			B FF 86 C SL 82 B FF 88 B FF 88 X FF 87 3-1 ① F8		X SL 84 0-0 1B	I IN 62 I IN 67 I IN 69 I IN 65 4-0 IBB		4	0	1	0	1	0	1
16 Brian McCann, L (1, 2) OBP: 0.364, SLG: 0.522		B FF 90 B FF 90 B SL 83 C FF 90 B FF 90 4-1 22 E 28 SF7 BB		F SL 84 F FF 89 B CU 76 S CU 77 1-3 K		C SL 83 B FF 88 C FF 87 S CU 78 1-3 ② K2-3		C FC 84 F FF 90 S SL 85 0-3 ② K	B FF 95 C FF 95 C SL 84 X FF 95 1-2 ③ G6-3		4	1	0	0	1	3	4
19 Yunel Escobar, R (1, 6) OBP: 0.361, SLG: 0.393		F SL 84 B SI 87 X SL 84 1-1 ① F8		X FF 89 0-0 HR		B SL 82 B SL 82 B FF 90 B FF 88 4-0 BB		X SL 84 0-0 ③ G5-3		B SI 90 B SI 89 C SI 89 B SI 88 C SI 90 F SI 89 X SI 88 3-2 ① G6-3	4	1	1	1	1	0	2
22 Casey Kotchman, L (1, 3) OBP: 0.318, SLG: 0.408		B SI 87 C FF 88 B FF 88 X FF 89 2-1 E9 1 1B 1-3 1B		B FF 88 B FF 89 X CH 83 2-0 ② G3		C SI 89 D SL 84 1 SAFE X CU 76 1-1 ③ F9			F FF 94 X FF 94 0-1 7 2B 2 2B 1B	X SI 89 0-0 ② F7	5	2	2	0	0	0	1
28 Brandon Jones, L (1, 9) OBP: 0.319, SLG: 0.419 4 Omar Infante, R (7, PH) OBP: 0.358, SLG: 0.448 (8, 7)		D CU 77 B SL 86 C CU 75 F FF 90 X CU 77 2-2 ② SF7 3-H		X CU 78 0-0 ③ F8			B SI 89 X SI 89 1-0 ① F8		C SL 83 S SL 84 S SL 84 0-3 ① K	C SI 89 B CU 74 B CU 78 X SI 88 2-1 ③ L7	1 3	0 0	0 0	1 0	0 0	0 1	0 1
1 Grégor Blanco, L (1, 7) OBP: 0.368, SLG: 0.308 7 Jeff Francoeur, R (7, PH) OBP: 0.293, SLG: 0.356 (8, 9)		X CU 76 0-0 2-H 1B			B FF 88 F FF 89 F FF 89 B FF 89 S SL 84 2-3 ① K		B CU 74 B SI 89 X SI 90 2-0 14 G6-3 14 BLK 1B		F SL 84 S SL 84 X SL 85 0-2 2 2B 1-3 2B		2 2	0 1	1 2	1 0	0 0	1 0	0 0
Mike Hampton, R (1, 1) OBP: 0.316, SLG: 0.389 14 Martin Prado, R (7, PH) OBP: 0.393, SLG: 0.512 30 Jeff Bennett, R (8, 1) OBP: 0.364, SLG: 0.333 Greg Norton, S (9, PH) OBP: 0.358, SLG: 0.434 Brent Lillibridge, R (9, PR) OBP: 0.241, SLG: 0.345 51 Michael Gonzalez, R (10, 1) Jorge Julio, R (10, 1)		B FF 89 F FF 90 B FF 89 S FF 90 S FF 90 2-3 ③ K			B FF 89 B FF 88 F FF 89 B FF 89 F FF 88 X FF 90 3-2 BB 1B		B SI 90 F SI 89 C CU 73 X CU 73 1-2 ② G6-3 1-3		C SL 84 B SL 85 D SL 85 D SL 85 B SL 84 4-1 2 2B BB		2 1 0 0 0 0 0	0 0 0 0 0 0 0	1 0 0 0 0 0 0	0 0 0 0 1 0 0	0 0 0 0 0 0 0	1 1 0 0 0 0 0	1 1 0 0 0 0 0
Inning Stats	R: 0 H: 1 E: 0 LOB: 0 K: 0 BB: 0 S: 6 P: 7	R: 2 H: 2 E: 1 LOB: 1 K: 1 BB: 1 S: 12 P: 23	R: 0 H: 0 E: 0 LOB: 0 K: 0 BB: 0 S: 6 P: 7	R: 1 H: 1 E: 0 LOB: 0 K: 1 BB: 0 S: 6 P: 9	R: 0 H: 1 E: 0 LOB: 1 K: 0 BB: 1 S: 8 P: 17	R: 0 H: 0 E: 0 LOB: 1 K: 1 BB: 0 S: 7 P: 16	R: 0 H: 1 E: 0 LOB: 1 K: 0 BB: 0 S: 6 P: 10	R: 0 H: 1 E: 0 LOB: 1 K: 1 BB: 0 S: 9 P: 10	R: 2 H: 3 E: 0 LOB: 3 K: 2 BB: 2 S: 17 P: 27	R: 0 H: 0 E: 0 LOB: 0 K: 0 BB: 0 S: 7 P: 12	1B: 7 2B: 2 3B: 0 HR: 1	SF: 1 SAC: 0 DP: 2 HBP: 0					

PITCHER		IP	WLS	BF	H	R	ER	SO	BB	IBB	HBP	BLK	WP	HR	S	P	ERA	WHIP
Tim Redding, R ERA: 4.49	(1, 1)	6.0		24	5	3	2	4	3	0	0	0	0	1	45	79	3.00	1.333
58 Mike Hinckley, L ERA:	(7, 1)	1.0	H	4	1	0	0	0	0	0	0	1	0	0	6	10	0.00	1.000
52 Saul Rivera, R ERA: 3.48	(8, 1)	1.0	H	4	1	0	0	1	0	0	0	0	0	0	9	10	0.00	1.000
38 Joel Hanrahan, R ERA: 3.89	(9, 1)	1.0	W	8	3	2	2	2	1	1	0	0	0	0	17	27	18.00	4.000
59 Steven Shell, R ERA: 1.96	(10, 1)	1.0	S	3	0	0	0	0	0	0	0	0	0	0	7	12	0.00	0.000

PITCHER	IP	WLS	BF	H	R	ER	SO	BB	IBB	HBP	BLK	WP	HR	S	P	ERA	WHIP

BOTTOM

Washington Nationals @ Atlanta Braves

Turner Field, Atlanta, GA

Sat Sep 06 2008, 7:00 PM EDT
Att. 34,369 - Partly Cloudy - 82 F

livebaseballscorecards.com

AB	37
R	5
H	10
RBI	5
BB	5
SO	7
LOB	17

WP: 0	PB: 0	SB: 0	CS: 0
PA: 43			

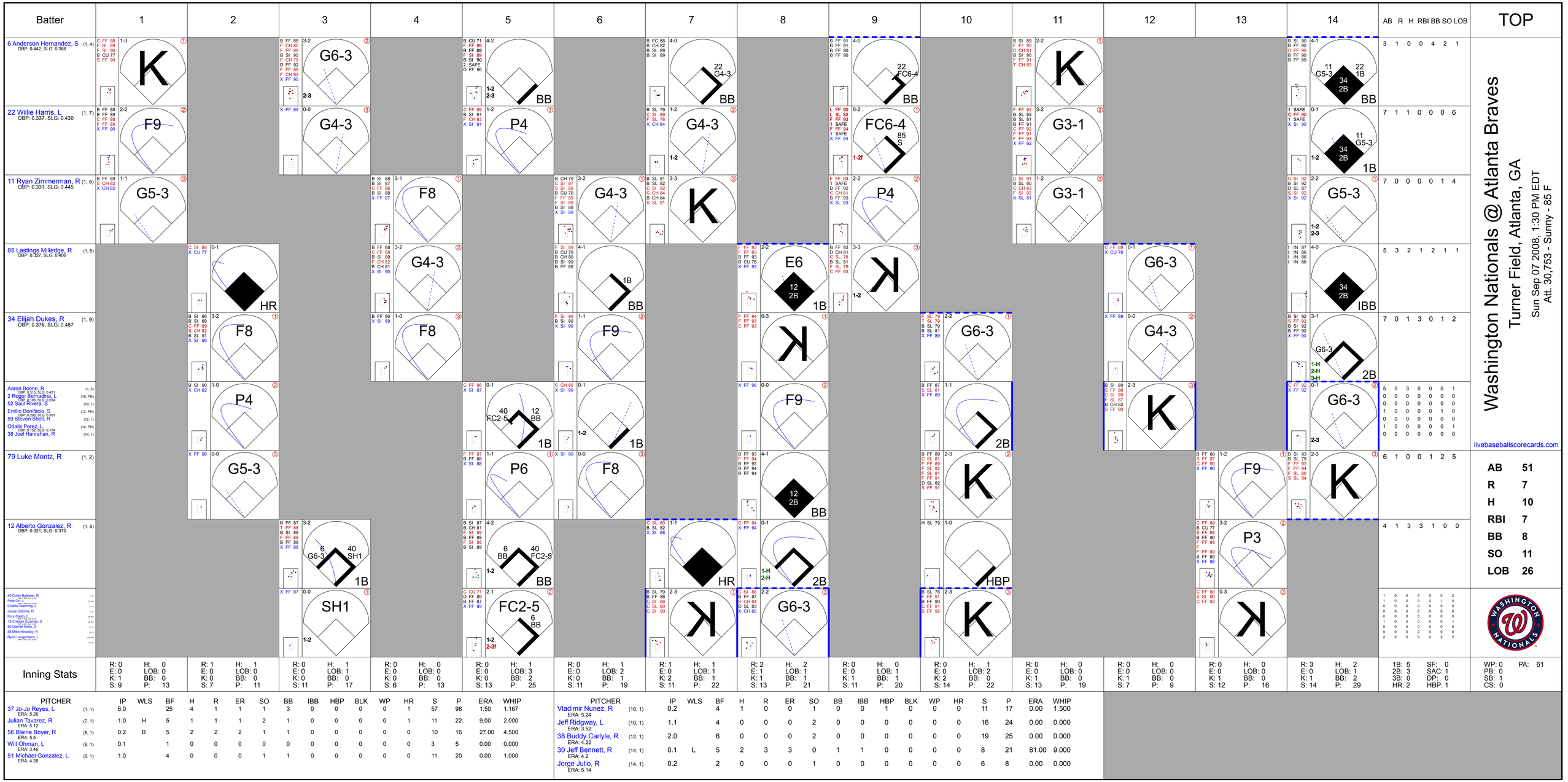
Batter
1
2
3
4
5
6
7
8
9
10
11
12
13
14
AB R H RBI BB SO LOB
TOP
6 Anderson Hernandez, S (1, 4) OBP: 0.442, SLG: 0.368
22 Willie Harris, L (1, 7) OBP: 0.337, SLG: 0.430
11 Ryan Zimmerman, R (1, 5) OBP: 0.331, SLG: 0.445
85 Lastings Milledge, R (1, 8) OBP: 0.327, SLG: 0.406
34 Elijah Dukes, R (1, 9) OBP: 0.376, SLG: 0.487
Aaron Boone, R (1, 3) OBP: 0.315, SLG: 0.421
2 Roger Bernadina, L (10, PR) OBP: 0.196, SLG: 0.204
52 Saul Rivera, S (10, 1)
Emilio Bonifácio, S (12, PH) OBP: 0.293, SLG: 0.351
59 Steven Shell, R (12, 1)
Odalis Perez, L (14, PH) OBP: 0.152, SLG: 0.174
38 Joel Hanrahan, R (14, 1)
79 Luke Montz, R (1, 2)
12 Alberto Gonzalez, R (1, 6) OBP: 0.321, SLG: 0.370
40 Collin Balester, R (-, -) ERA: 5.63, WHIP: 1.688
Pete Orr (-, -)
Charlie Manning, L (-, -)
Jesus Colome, R (-, -)
Kory Casto, L (-, -) ERA: 0.00, WHIP: 0.000
15 Cristian Guzmán, S (-, -)
50 Garrett Mock, S (-, -)
58 Mike Hinckley, R (-, -)
Ryan Langerhans, L (-, -) BAP: 0.214, SLG: 0.286
Inning Stats
R: 0 H: 0 E: 0 LOB: 0 K: 1 BB: 0 S: 9 P: 13
R: 1 H: 1 E: 0 LOB: 0 K: 0 BB: 0 S: 7 P: 11
R: 0 H: 1 E: 0 LOB: 1 K: 0 BB: 0 S: 11 P: 17
R: 0 H: 0 E: 0 LOB: 0 K: 0 BB: 0 S: 6 P: 13
R: 0 H: 1 E: 0 LOB: 3 K: 0 BB: 2 S: 13 P: 25
R: 0 H: 1 E: 0 LOB: 2 K: 0 BB: 1 S: 11 P: 19
R: 1 H: 1 E: 0 LOB: 1 K: 2 BB: 1 S: 11 P: 22
R: 2 H: 2 E: 1 LOB: 1 K: 1 BB: 1 S: 13 P: 21
R: 0 H: 0 E: 0 LOB: 1 K: 1 BB: 1 S: 11 P: 20
R: 0 H: 1 E: 0 LOB: 2 K: 2 BB: 0 S: 14 P: 22
R: 0 H: 0 E: 0 LOB: 0 K: 1 BB: 0 S: 13 P: 19
R: 0 H: 0 E: 0 LOB: 0 K: 1 BB: 0 S: 7 P: 9
R: 0 H: 0 E: 0 LOB: 0 K: 1 BB: 0 S: 12 P: 16
R: 3 H: 2 E: 0 LOB: 1 K: 1 BB: 2 S: 14 P: 29
1B: 5 SF: 0 2B: 3 SAC: 1 3B: 0 DP: 0 HR: 2 HBP: 1
PA: 61
WP: 0 PB: 0 SB: 1 CS: 0
PITCHER IP WLS BF H R ER SO BB IBB HBP BLK WP HR S P ERA WHIP
37 Jo-Jo Reyes, L (1, 1) ERA: 5.26 6.0 25 4 1 1 1 3 0 0 0 0 1 57 98 1.50 1.167
Julian Tavarez, R (7, 1) ERA: 5.12 1.0 H 5 1 1 1 2 1 0 0 0 0 1 11 22 9.00 2.000
56 Blaine Boyer, R (8, 1) ERA: 5.5 0.2 B 5 2 2 2 1 1 0 0 0 0 0 10 16 27.00 4.500
Will Ohman, L (8, 1) ERA: 3.46 0.1 1 0 0 0 0 0 0 0 0 0 0 3 5 0.00 0.000
51 Michael Gonzalez, L (9, 1) ERA: 4.26 1.0 4 0 0 0 1 1 0 0 0 0 0 11 20 0.00 1.000
PITCHER IP WLS BF H R ER SO BB IBB HBP BLK WP HR S P ERA WHIP
Vladimir Nunez, R (10, 1) ERA: 5.24 0.2 4 1 0 0 1 0 0 1 0 0 0 11 17 0.00 1.500
Jeff Ridgway, L (10, 1) ERA: 3.52 1.1 4 0 0 0 2 0 0 0 0 0 0 16 24 0.00 0.000
38 Buddy Carlyle, R (12, 1) ERA: 4.22 2.0 6 0 0 0 2 0 0 0 0 0 0 19 25 0.00 0.000
30 Jeff Bennett, R (14, 1) ERA: 4.2 0.1 L 5 2 3 3 0 1 1 0 0 0 0 8 21 81.00 9.000
Jorge Julio, R (14, 1) ERA: 5.14 0.2 2 0 0 0 1 0 0 0 0 0 0 6 8 0.00 0.000
Washington Nationals @ Atlanta Braves
Turner Field, Atlanta, GA
Sun Sep 07 2008, 1:30 PM EDT
Att. 30,753 - Sunny - 85 F
livebaseballscorecards.com
AB 51
R 7
H 10
RBI 7
BB 8
SO 11
LOB 26

BOTTOM

Washington Nationals @ Atlanta Braves

Turner Field, Atlanta, GA

Sun Sep 07 2008, 1:30 PM EDT

Att. 30,753 - Sunny - 85 F

livebaseballscorecards.com

Batter	1	2	3	4	5	6	7	8	9	10	11	12	13	14	AB	R	H	RBI	BB	SO	LOB
1 Grégor Blanco, L (1, 8) OBP: 0.371, SLG: 0.309	BB	1B		F9		1B			HBP		K		F8		5	2	2	1	1	1	4
14 Martín Prado, R (1, 3) OBP: 0.391, SLG: 0.506	1B	K		P6		1-H 1B			F9		G1-3			G4-3	6	0	2	1	0	1	6
38 Buddy Carlyle, L (12, 1) OBP: 0.333, SLG: 0.250															0	0	0	0	0	0	0
30 Jeff Bennett, R (14, 1) OBP: 0.364, SLG: 0.333															0	0	0	0	0	0	0
Jorge Julio, R (14, 1)															0	0	0	0	0	0	0
Greg Norton, S (14, PH) OBP: 0.356, SLG: 0.432															1	0	0	0	0	0	0
10 Chipper Jones, S (1, 5) OBP: 0.458, SLG: 0.561	K	2B			1B		P4		G4-3			FC4-6 1B		G5-3	6	0	3	2	0	1	3
Brent Lillibridge, R (12, PR) OBP: 0.237, SLG: 0.339 (13, 5)							BB								1	0	0	0	0	0	0
2 Kelly Johnson, L (1, 4) OBP: 0.345, SLG: 0.429	F9	P5			K		P4			1B		FC4-6		BB	5	0	1	0	1	1	5
61 James Parr, R (14, PH)							CS								0	0	0	0	1	0	0
19 Yunel Escobar, R (1, 6) OBP: 0.362, SLG: 0.395	1B		G4-6-3 1B		F7		G3			FC5-4			K	2B	7	0	3	0	0	1	4
7 Jeff Francoeur, R (1, 9) OBP: 0.292, SLG: 0.354	P6		G4-6-3		1B			K		G1-6-3		FC5-4		G6-3	7	0	1	0	0	1	8
28 Brandon Jones, L (1, 7) OBP: 0.320, SLG: 0.416		1B	F7		F7			K			1B		K		3	1	1	0	0	0	2
Josh Anderson, L (8, 8) OBP: 0.356, SLG: 0.409															3	0	1	0	0	2	0
Corky Miller, R (1, 2) OBP: 0.159, SLG: 0.138		L8		G6-3		P2		P5			BB		F8		4	0	0	0	0	0	1
22 Casey Kotchman, L (11, PH) OBP: 0.319, SLG: 0.407 (12, 3)															1	0	0	0	1	0	0
37 Jo-Jo Reyes, L (1, 3) 49 Jair Jurrjens, R (9, 1)		1B		BB		F9			F7		K		2B		1	1	1	0	1	0	0
Ruben Gotay, S (5, PH) Julian Tavarez, L (6, 1) 56 Blaine Boyer, R (6, 1) Will Ohman, L (7, 1) 51 Michael Gonzalez, R (8, 1) 4 Omar Infante, R (8, PH) Vladimir Nunez, R (9, 1) Jeff Ridgway, R (10, 1) 16 Brian McCann, L (11, PH)															0	0	0	0	0	0	0
															0	0	0	0	0	0	0
															0	0	0	0	0	0	0
															1	0	0	0	0	0	0
															0	0	0	0	0	0	0
															0	0	0	0	0	0	0
															0	0	0	0	0	0	0
															2	0	1	0	0	1	2
Inning Stats	R: 0 E: 0 K: 1 S: 12 H: 2 LOB: 3 BB: 1 P: 18	R: 3 E: 0 K: 1 S: 16 H: 4 LOB: 1 BB: 0 P: 22	R: 0 E: 0 K: 0 S: 5 H: 1 LOB: 0 BB: 0 P: 7	R: 0 E: 0 K: 0 S: 8 H: 0 LOB: 1 BB: 1 P: 16	R: 0 E: 0 K: 1 S: 12 H: 2 LOB: 2 BB: 0 P: 20	R: 1 E: 0 K: 0 S: 11 H: 2 LOB: 1 BB: 0 P: 16	R: 0 E: 0 K: 0 S: 9 H: 0 LOB: 0 BB: 1 P: 16	R: 0 E: 0 K: 2 S: 9 H: 0 LOB: 0 BB: 0 P: 17	R: 0 E: 0 K: 0 S: 10 H: 0 LOB: 1 BB: 0 P: 20	R: 0 E: 0 K: 0 S: 7 H: 1 LOB: 0 BB: 0 P: 11	R: 0 E: 0 K: 2 S: 9 H: 1 LOB: 2 BB: 1 P: 15	R: 0 E: 0 K: 1 S: 8 H: 1 LOB: 1 BB: 0 P: 13	R: 0 E: 0 K: 1 S: 8 H: 1 LOB: 1 BB: 0 P: 15	R: 0 E: 0 K: 0 S: 10 H: 1 LOB: 2 BB: 1 P: 16	1B: 13 2B: 3 3B: 0 HR: 0	SF: 0 SAC: 0 DP: 2 HBP: 1					

	AB	R	H	RBI	BB	SO	LOB
	54	4	16	4	5	9	35

WP: 0 PB: 0 SB: 1 CS: 1 PA: 60

PITCHER		IP	WLS	BF	H	R	ER	SO	BB	IBB	HBP	BLK	WP	HR	S	P	ERA	WHIP
40 Collin Balester, R (1, 1) ERA: 4.86		6.0		29	11	4	4	3	2	0	0	0	0	0	64	99	6.00	2.167
Charlie Manning, L (7, 1) ERA: 4.79		0.1		2	0	0	0	0	1	0	0	0	0	0	7	13	0.00	3.000
Jesus Colome, R (7, 1) ERA: 4.73		0.2		1	0	0	0	0	0	0	0	0	0	0	2	3	0.00	0.000
50 Garrett Mock, R (8, 1) ERA: 4.6		1.0		3	0	0	0	2	0	0	0	0	0	0	9	17	0.00	0.000
58 Mike Hinckley, L (9, 1) ERA:		1.0		4	0	0	0	0	0	0	1	0	0	0	10	20	0.00	0.000

PITCHER		IP	WLS	BF	H	R	ER	SO	BB	IBB	HBP	BLK	WP	HR	S	P	ERA	WHIP
52 Saul Rivera, R (10, 1) ERA: 3.39		2.0		8	2	0	0	2	1	0	0	0	0	0	16	26	0.00	1.500
59 Steven Shell, R (12, 1) ERA: 1.87		2.0	W	8	2	0	0	2	0	0	0	0	0	0	16	28	0.00	1.000
38 Joel Hanrahan, R (14, 1) ERA: 3.84		1.0	S	5	1	0	0	0	1	0	0	0	0	0	10	16	0.00	2.000

Colorado Rockies @ Atlanta Braves

Turner Field, Atlanta, GA

Tue Sep 09 2008, 7:00 PM EDT

Att. 21,821 - Cloudy - 78 F

livebaseballscorecards.com

TOP

Batter	1	2	3	4	5	6	7	8	9	10	AB	R	H	RBI	BB	SO	LOB
12 Clint Barmes, R (1, 4) OBP: 0.320, SLG: 0.453	C FF 84 C SL 80 X SL 82 0-2 ① L8		C FF 84 F FF 82 B CU 71 B SL 81 S FF 85 2-3 ③ K			B SL 79 X FF 82 1-0 ① F7	C SI 91 B SI 91 B SI 92 B SI 92 X SI 92 3-1 ②③ G4-6-3 1-2f			F SI 92 F CH 85 B SL 81 S SL 80 1-3 ② K	5	0	0	0	0	2	2
Willy Taveras, R (1, 8) OBP: 0.306, SLG: 0.298	C FF 86 C FF 82 D CU 71 X CU 70 1-2 ② F8			X SL 79 0-0 ① B1-3		C FF 85 B FF 83 B CU 68 X SL 80 2-1 ② F9		C FF 89 X SI 91 0-1 ① G1-3		B SL 80 C SI 91 L CH 84 X SL 80 1-2 ③ F8	5	0	0	0	0	0	0
Matt Holliday, R (1, 7) OBP: 0.414, SLG: 0.551	C FF 86 B FF 86 B CH 74 F SL 82 F SL 81 X CU 74 2-2 ③ F8			X SL 80 0-0 11 HR 1B		C CU 68 B CH 72 X CU 70 1-1 2B		B SL 87 S SI 92 B SI 93 B SI 94 C SI 93 F CU 82 S SI 92 3-3 ② K			4	1	2	0	0	1	0
11 Brad Hawpe, L (1, 9)		B FC 80 F FC 80 C CH 71 C CH 73 1-3 ① K		C FF 84 1 SAFE D CU 70 X SL 79 1-1 1-H HR		B CH 72 C FF 85 B FF 85 B CU 68 S CH 72 B FF 86 4-2 BB		C SI 88 F SL 79 X SL 79 0-2 ③ P6			3	1	1	2	1	1	0
27 Garrett Atkins, R (1, 3) OBP: 0.332, SLG: 0.459		C SL 79 B CH 73 X FF 85 1-1 ② F9		X SL 81 0-0 ② L9		C SI 84 B SL 80 X FF 85 1-1 ③ F9			C FF 91 B SL 81 B SL 81 S FF 93 B SL 84 X FF 92 3-2 HR		4	1	1	1	0	0	2
9 Ian Stewart, L (1, 5) OBP: 0.392, SLG: 0.502		B SL 81 C CH 73 B CU 70 B CH 70 C FF 85 B CH 74 4-2 20 FC5-4 BB		C FF 86 B CH 74 F CH 74 B CU 70 S CH 74 2-3 ③ K			F CH 71 C CU 68 B FF 85 B FF 86 F FF 86 B CU 71 F FF 85 X FF 85 3-2 ① F7		C FF 93 F FF 93 F SL 83 B FF 92 S FF 93 1-3 ① K		3	0	0	0	1	2	0
20 Chris Iannetta, R (1, 2) OBP: 0.397, SLG: 0.504		X FF 84 0-0 ③ FC5-4 1-2f			C FF 82 C SI 85 B SL 77 X CH 73 1-2 ① F8		B SL 81 C SL 80 B SL 81 X SI 85 2-1 HR		B SL 78 B SL 78 S SI 91 F SL 81 B FF 93 S FF 92 3-3 ② K		4	1	1	1	0	1	1
2 Troy Tulowitzki, R (1, 6) OBP: 0.313, SLG: 0.363			C FF 82 X FF 85 0-1 ① P3		X FF 83 0-0 ② G6-3		C FF 86 B SI 86 B CU 69 F SL 82 B SL 82 F SL 80 F SI 85 B SL 81 4-2 7 1B BB		B SL 75 F SL 82 X SL 83 1-1 ③ G6-3		3	0	0	0	1	0	0
28 Aaron Cook, R (1, 1) OBP: 0.071, SLG: 0.083 7 Seth Smith, L (7, PH) OBP: 0.352, SLG: 0.442 24 Dexter Fowler, S (7, PR) 49 Jason Grilli, R (7, 1) Glendon Rusch, L (7, 1) OBP: 0.000, SLG: 0.000 37 Ryan Speier, R (8, 1) 60 Manny Corpas, R (8, 1) Scott Podsednik, L (10, PH) OBP: 0.304, SLG: 0.348 35 Taylor Buchholz, R (10, 1)			X FF 83 0-0 ② F9		C SI 84 X SL 79 0-1 ③ G5-3		C CH 74 X SI 84 0-1 12 G4-6-3 1-2 1B			B SI 89 B SL 80 B SI 88 C SI 88 X SI 89 3-1 ① G6-3	2 0 0 0 0 0 0 1 0 1 0 0 0 0 0 0 0 0 0 0 0 0 0 0 0 0 0 0 0 0 0 0 0 0 0 0 0 0 0 0 0 0 1 0 0 0 0 0 0 0 0 0 0 0 0 0						
Inning Stats	R: 0 H: 0 E: 0 LOB: 0 K: 0 BB: 0 S: 10 P: 13	R: 0 H: 0 E: 0 LOB: 1 K: 1 BB: 1 S: 8 P: 14	R: 0 H: 0 E: 0 LOB: 0 K: 1 BB: 0 S: 6 P: 8	R: 2 H: 2 E: 0 LOB: 0 K: 1 BB: 0 S: 8 P: 11	R: 0 H: 0 E: 0 LOB: 0 K: 0 BB: 0 S: 6 P: 7	R: 0 H: 1 E: 0 LOB: 2 K: 0 BB: 1 S: 9 P: 18	R: 1 H: 2 E: 0 LOB: 2 K: 0 BB: 1 S: 15 P: 27	R: 0 H: 0 E: 0 LOB: 0 K: 1 BB: 0 S: 9 P: 12	R: 1 H: 1 E: 0 LOB: 0 K: 2 BB: 0 S: 12 P: 20	R: 0 H: 0 E: 0 LOB: 0 K: 1 BB: 0 S: 8 P: 13	1B: 2 SF: 0 2B: 1 SAC: 0 3B: 0 DP: 1 HR: 3 HBP: 0						

	AB	35
	R	4
	H	6
	RBI	4
	BB	3
	SO	7
	LOB	5

WP: 0 PA: 38
PB: 0
SB: 0
CS: 0

PITCHER		IP	WLS	BF	H	R	ER	SO	BB	IBB	HBP	BLK	WP	HR	S	P	ERA	WHIP
57 Jorge Campillo, R ERA: 3.7	(1, 1)	6.1		27	5	3	3	3	3	0	0	0	0	2	60	93	4.26	1.263
30 Jeff Bennett, R ERA: 4.14	(7, 1)	1.1	H	3	0	0	0	1	0	0	0	0	0	0	8	14	0.00	0.000
Will Ohman, L ERA: 3.44	(8, 1)	0.1	H	1	0	0	0	0	0	0	0	0	0	0	3	3	0.00	0.000
51 Michael Gonzalez, L ERA: 4.44	(9, 1)	1.0	B	4	1	1	1	2	0	0	0	0	0	1	12	20	9.00	1.000
Julian Tavarez, R ERA: 5.01	(10, 1)	1.0	W	3	0	0	0	1	0	0	0	0	0	0	8	13	0.00	0.000

PITCHER		IP	WLS	BF	H	R	ER	SO	BB	IBB	HBP	BLK	WP	HR	S	P	ERA	WHIP

Batter	1	2	3	4	5	6	7	8	9	10	AB	R	H	RBI	BB	SO	LOB
Josh Anderson, L (1, 8) OBP: 0.354, SLG: 0.417	C SI 90 X SI 90 0-1 4 1B 4 S 16 1B 1B	C SL 81 X CU 76 0-1 ③ L6		B SI 91 F SI 91 B FF 92 F SI 90 X SI 92 2-2 ③ G6-3			B FF 90 C SL 80 S SL 82 X FF 90 1-2 ① G6-3	C SL 82 B FF 90 S SL 82 S CH 83 1-3 ③ K		1 SAFE F SI 91 1 SAFE 1 SAFE F FF 91 1 SAFE P PO 85 X CU 81 1-2 4 BLK 1-3 2B	6	1	2	0	0	1	3
4 Omar Infante, R (1, 4) OBP: 0.358, SLG: 0.445	B SI 91 B SI 91 F SI 91 X SI 91 2-1 19 G5-3 16 1B 22 2B 1-3 1B		B SL 85 X SI 91 1-0 ① G4-3		C SI 88 X SL 79 0-1 E1 10 CS		L SL 82 B SL 83 C FF 91 B SL 82 X SL 83 2-2 10 1B 1B		C SI 92 X SL 80 0-1 ① P4	0-0 BLK 2-3 3-H	6	1	2	0	0	1	1
10 Chipper Jones, S (1, 5) OBP: 0.460, SLG: 0.561	B SI 92 B SI 88 F SI 87 S SI 91 C SI 92 2-3 ① K		C SL 84 B SI 89 F SI 92 B SI 92 B FF 92 B SI 91 4-2 19 1B BB		C SI 88 B FF 91 B SI 87 B SI 91 F SI 90 F SI 90 S FF 91 3-3 ①② K 1-2		C FF 92 B FF 92 B FF 93 C SL 85 F SL 85 X FF 92 2-2 16 S 1-3 1B		C SI 92 B SI 92 C SL 80 B SI 92 F SL 80 F SL 79 X SI 93 2-2 19 E 16 1B 1B		4	0	2	0	1	2	3
16 Brian McCann, L (1, 2) OBP: 0.365, SLG: 0.523	X SI 86 0-0 19 G5-3 22 2B 1-2 3-H 1B		C SI 91 1 SAFE C SL 86 X SI 92 0-2 ② F8		X SI 92 0-0 ③ G3		B FF 87 B SL 82 S FF 88 X SL 82 2-1 ② F7 1-2		X SI 91 0-0 19 E 1-2 1B		5	1	2	1	0	0	3
19 Yunel Escobar, R (1, 6) OBP: 0.362, SLG: 0.394	F SI 92 B SL 85 B SI 87 F SI 87 B SI 92 X SI 89 3-2 ② G5-3 1-2 2-3		B SI 91 X SI 90 1-0 1-2 1B			X SI 89 0-0 ① L8	I IN 73 I IN 75 I IN 76 I IN 76 4-0 IBB		D SL 82 X SI 91 1-0 E5 22 G6-4-3 1-2 2-3		4	0	1	0	1	0	4
22 Casey Kotchman, L (1, 3) OBP: 0.319, SLG: 0.408	B SI 93 C SI 90 B SI 90 F SI 91 X SL 82 2-2 2-H 3-H 2B		B SI 92 F SI 90 B SI 89 X SI 90 2-1 ③ F8			B SI 87 B SI 90 C SI 90 B SI 90 B SI 89 4-1 7 2B BB	B FF 88 F SL 81 B FF 89 X FF 88 2-1 ③ F8		B SL 80 C FF 90 F SI 92 F FF 93 F SL 83 X SL 82 1-2 ②③ G6-4-3 1-2f		4	1	1	2	1	0	8
7 Jeff Francoeur, R (1, 9) OBP: 0.293, SLG: 0.356	B SI 91 X SI 89 1-0 ③ G5-3			F SL 83 C SI 90 B SI 92 X SI 91 1-2 ① G4-3		B SI 91 F SI 90 X SI 89 1-1 1-H 2B		C SL 83 B SI 90 X SI 90 1-1 28 1B G4-6-3 1B		X CU 76 0-0 ① F7	5	0	2	1	0	0	1
28 Brandon Jones, L (1, 7) OBP: 0.317, SLG: 0.409 1 Grégor Blanco, L (8, PR) OBP: 0.370, SLG: 0.308 (9, 7)		X SI 89 0-0 ① F7		B SI 90 C SL 82 X SI 90 1-1 E4 57 SH2-4		C SI 90 C FF 91 X CU 82 0-2 ② G1-3		B FF 91 L SI 90 C SL 83 X SI 91 1-2 G4-6-3 1-2 1B		X SI 89 0-0 ② B1-3	4 1	0 0	1 0	0 0	0 0	0 0	1 0
57 Jorge Campillo, R (1, 1) OBP: 0.220, SLG: 0.225 30 Jeff Bennett, R (7, 1) OBP: 0.364, SLG: 0.333 Will Ohman, L (8, 1) Greg Norton, S (8, PH) OBP: 0.355, SLG: 0.429 51 Michael Gonzalez, R (9, 1) Julian Tavarez, L (10, 1) 2 Kelly Johnson, L (10, PH) OBP: 0.346, SLG: 0.430		C SI 91 B SI 91 C SI 90 X SI 91 1-2 ② G6-3		C SI 90 1 SAFE X SI 90 0-1 ② SH2-4 1-2		F SI 90 C SL 85 F SI 92 F SL 85 F FF 91 X SL 84 0-2 ③ G5-3		B SL 84 C SI 92 B SI 91 B SL 83 X SI 91 3-1 ①② G4-6-3 1-2f 2-3		F SI 90 F CU 79 F CU 80 B CU 83 B CU 80 B SI 92 X SI 92 3-2 2B 4 BLK 1B	2 0 0 1 0 0	0 0 0 0 0 0	0 0 0 0 0 0	0 0 0 0 0 0	0 0 0 0 0 0	0 0 0 0 0 0	1 0 0 2 0 0
Inning Stats	R: 3 H: 4 E: 0 LOB: 1 K: 1 BB: 0 S: 15 P: 25	R: 0 H: 0 E: 0 LOB: 0 K: 0 BB: 0 S: 6 P: 7	R: 0 H: 1 E: 0 LOB: 2 K: 0 BB: 1 S: 9 P: 17	R: 0 H: 0 E: 1 LOB: 1 K: 0 BB: 0 S: 10 P: 14	R: 0 H: 0 E: 1 LOB: 0 K: 1 BB: 0 S: 7 P: 10	R: 1 H: 1 E: 0 LOB: 1 K: 0 BB: 1 S: 13 P: 18	R: 0 H: 2 E: 0 LOB: 3 K: 0 BB: 1 S: 14 P: 27	R: 0 H: 2 E: 0 LOB: 2 K: 1 BB: 0 S: 10 P: 16	R: 0 H: 2 E: 1 LOB: 2 K: 0 BB: 0 S: 14 P: 18	R: 1 H: 2 E: 0 LOB: 1 K: 1 BB: 0 S: 10 P: 13	1B: 11 SF: 0 2B: 4 SAC: 1 3B: 0 DP: 3 HR: 0 HBP: 0						

PITCHER	IP	WLS	BF	H	R	ER	SO	BB	IBB	HBP	BLK	WP	HR	S	P	ERA	WHIP
28 Aaron Cook, R (1, 1) ERA: 4.16	6.0		27	6	4	4	2	2	0	0	0	0	0	60	91	6.00	1.333
49 Jason Grilli, R (7, 1) ERA: 2.9	0.1		3	2	0	0	0	0	0	0	0	0	0	10	15	0.00	6.000
Glendon Rusch, L (7, 1) ERA: 4.94	0.2		3	0	0	0	0	0	1	0	0	0	0	4	12	0.00	0.000
37 Ryan Speier, R (8, 1) ERA: 5.01	1.0		4	2	0	0	1	0	0	0	0	0	0	10	16	0.00	2.000
60 Manny Corpas, R (9, 1) ERA: 3.86	1.0		5	2	0	0	0	0	0	0	0	0	0	14	18	0.00	2.000

PITCHER	IP	WLS	BF	H	R	ER	SO	BB	IBB	HBP	BLK	WP	HR	S	P	ERA	WHIP
35 Taylor Buchholz, R (10, 1) ERA: 2.17	0.2	L	5	2	1	1	0	0	0	0	1	0	0	10	13	13.50	3.000

BOTTOM

Colorado Rockies @ Atlanta Braves

Turner Field, Atlanta, GA

Tue Sep 09 2008, 7:00 PM EDT

Att. 21,821 - Cloudy - 78 F

livebaseballscorecards.com

AB	43
R	5
H	14
RBI	4
BB	3
SO	4
LOB	27

Colorado Rockies @ Atlanta Braves

Turner Field, Atlanta, GA

Wed Sep 10 2008, 7:00 PM EDT

Att. 19,693 - Clear - 83 F

TOP

livebaseballscorecards.com

Batter	1	2	3	4	5	6	7	8	9	AB	R	H	RBI	BB	SO	LOB
24 Dexter Fowler, S (1, 8) OBP: 0.167, SLG: 0.167	C FF 86 F FF 89 F FC 90 S CH 79 0-3 K ①		C FF 90 B CH 78 F FF 89 F FF 88 B FF 91 F FF 90 S CH 78 2-3 K ②		B FF 87 S FF 88 X FF 88 1-1 G4-3 ③		S SI 90 C SI 90 X SL 80 0-2 10 1B 11 SF7 1-2 2-3 1B	B CH 84 X SI 90 1-0 G1-3 ② 1-2 2-3		5	1	1	0	0	2	4
10 Jeff Baker, R (1, 4) OBP: 0.311, SLG: 0.435	F FF 88 T B T 1-2 K ②		X CH 78 0-0 F8 ③			B FF 86 F FF 87 F FF 88 X FF 85 1-2 G5-3 2B	B SI 89 B SI 91 S SI 90 B FF 90 X SI 90 3-1 1-3 2-H 3-H 1B	B SL 80 B SI 90 S SI 90 C SI 89 F SL 81 F SI 92 X SI 89 2-2 F7 ③		5	0	2	2	0	1	3
Matt Holliday, R (1, 7) OBP: 0.414, SLG: 0.549	C FF 90 B CH 79 S CH 80 F FF 91 X CH 78 1-2 1B			X FF 88 0-0 L3 ①		B FF 88 X CU 72 1-0 G5-3 ① 2-3	I IN 85 I IN 83 I IN 84 I IN 83 4-0 IBB		B FF 94 C FF 94 B FF 94 X FF 94 2-1 G4-3 ①	4	0	1	0	1	0	1
11 Brad Hawpe, L (1, 9) OBP: 0.391, SLG: 0.517	1 SAFE F FC 88 B FF 90 1 SAFE X FC 90 1-1 F7 ③			F FF 88 C CU 73 B FF 90 F CH 78 X FF 90 1-2 P4 ②		C CU 71 F FC 88 B FF 86 B FF 86 X FF 89 2-2 F7 ②	F SI 92 X SI 92 0-1 SF7 ② 3-H		C FF 95 B FF 94 B SL 78 B FF 94 C FF 94 F SL 81 F FF 95 S SL 83 3-3 K ②	4	0	0	1	0	1	2
27 Garrett Atkins, R (1, 3) OBP: 0.331, SLG: 0.459		B FC 87 F FF 88 F FF 89 B CU 74 S FF 91 2-3 K ①		B SL 80 C FF 89 B SL 80 X FF 90 2-1 2B		C FF 88 X SL 80 0-1 P6 ③	B SI 93 B SI 92 C SI 92 X SI 92 2-1 G5-3 ③		C FF 96 B FF 96 B SL 83 B FF 95 F FF 94 S SL 82 3-3 K ③	5	0	1	0	0	2	3
9 Ian Stewart, L (1, 5) OBP: 0.390, SLG: 0.512		S FF 90 C FF 90 B FF 88 S FF 90 1-3 K ②		B FF 86 C FF 88 B CH 77 C FF 90 X CU 74 2-2 G5-6-3 ③			B FF 95 C FF 94 X CH 88 1-1 HR	B SL 79 S SI 90 C SI 91 B SL 81 F SI 91 F SI 89 F FF 89 B CH 83 S SI 89 3-3 K ①		4	1	1	1	0	2	1
20 Chris Iannetta, R (1, 2) OBP: 0.398, SLG: 0.505		C FF 90 F CH 80 B FF 91 B FF 90 X CH 78 2-2 F8 ③			B FF 87 F FF 88 F FF 88 B FF 86 B FF 89 X FF 87 3-2 F9 ①		C FF 96 S FF 95 B CU 79 F FF 94 B CU 79 B FF 95 B FF 95 4-2 24 1B 2 1B 10 1B BB	B SI 91 X SL 79 1-0 2 1B 47 E 2B		3	2	1	0	1	0	0
2 Troy Tulowitzki, R (1, 6) OBP: 0.318, SLG: 0.371			B FC 88 B FF 88 F FC 89 T FF 89 B FF 90 X FC 88 3-2 SH3-4 2B		B CU 70 B SL 78 B CH 78 C FC 88 X FC 87 3-1 F9 ②		C FF 94 1 SAFE F CU 78 1 SAFE X FF 94 0-2 24 1B 10 1B 1-2 1B	B SI 91 B CH 84 C SI 90 C SL 80 X SL 80 2-2 24 G1-3 47 E 2-3 1B		4	1	3	0	0	0	0
Livan Hernandez, R (1, 1) Matt Herges, L (6, 1) 54 Greg Reynolds, R (8, 1) 7 Seth Smith, L (7, PH) 19 Ryan Spilborghs, R (7, PH) Luis Vizcaino, R (7, 1) 58 Steven Register, R (7, 1) 47 Joe Koshansky, L (8, PH) 37 Ryan Speier, R (8, 1)			B CH 83 L CH 83 L FC 86 X FF 88 1-2 SH3-4 ① 2-3		S FF 88 C FC 88 F FF 89 F FF 88 X FF 89 0-2 1B		B SI 89 X SI 89 1-0 F9 ①	S SI 89 X SI 89 0-1 E6 24 G1-3 1-2 3-H		1 0 1 0 0 0 0 0 0 0 0 0 0 0 0 0 0 0 0 0 0 0 0 0 0 0 0 0 1 0 0 0 0 0 2 0 0 0 0 0 0 0 0 0 0 0 0 0 0 1 0 0 1 0 0 1 0 0 0 0 0 0 0						
Inning Stats	R: 0 E: 0 K: 2 S: 13 H: 1 LOB: 1 BB: 0 P: 16	R: 0 E: 0 K: 2 S: 9 H: 0 LOB: 0 BB: 0 P: 14	R: 0 E: 0 K: 1 S: 12 H: 1 LOB: 1 BB: 0 P: 18	R: 0 E: 0 K: 0 S: 10 H: 1 LOB: 1 BB: 0 P: 15	R: 0 E: 0 K: 0 S: 12 H: 1 LOB: 1 BB: 0 P: 19	R: 0 E: 0 K: 0 S: 9 H: 1 LOB: 1 BB: 0 P: 13	R: 4 E: 0 K: 0 S: 18 H: 4 LOB: 2 BB: 2 P: 33	R: 1 E: 1 K: 1 S: 18 H: 2 LOB: 2 BB: 0 P: 27	R: 0 E: 0 K: 2 S: 10 H: 0 LOB: 0 BB: 0 P: 18	1B: 6 2B: 4 3B: 0 HR: 1 SF: 1 SAC: 1 DP: 0 HBP: 0						

	AB	37
	R	5
	H	11
	RBI	5
	BB	2
	SO	8
	LOB	17

WP: 0 PB: 0 SB: 0 CS: 0 PA: 41

PITCHER		IP	WLS	BF	H	R	ER	SO	BB	IBB	HBP	BLK	WP	HR	S	P	ERA	WHIP
61 James Parr, R ERA:	(1, 1)	6.0		23	5	0	0	5	0	0	0	0	0	0	65	95	0.00	0.833
56 Blaine Boyer, R ERA: 5.89	(7, 1)	0.0		3	2	3	3	0	1	0	0	0	0	1	8	13	∞	∞
Will Ohman, L ERA: 3.58	(7, 1)	0.1	H	2	1	0	0	0	0	0	0	0	0	0	4	5	0.00	3.000
30 Jeff Bennett, R ERA: 4.11	(7, 1)	0.2	W	4	1	1	1	0	0	1	0	0	0	0	6	15	13.50	1.500
Julian Tavarez, R ERA: 5.1	(8, 1)	1.0		6	2	1	1	1	0	0	0	0	0	0	18	27	9.00	2.000

PITCHER		IP	WLS	BF	H	R	ER	SO	BB	IBB	HBP	BLK	WP	HR	S	P	ERA	WHIP
Jorge Julio, R ERA: 4.91	(9, 1)	1.0		3	0	0	0	2	0	0	0	0	0	0	10	18	0.00	0.000

Colorado Rockies @ Atlanta Braves

Turner Field, Atlanta, GA

Wed Sep 10 2008, 7:00 PM EDT

Att. 19,693 - Clear - 83 F

livebaseballscorecards.com

Batter	1	2	3	4	5	6	7	8	9	AB	R	H	RBI	BB	SO	LOB
Josh Anderson, L (1, 8) OBP: 0.357, SLG: 0.416	B FF 81 X FF 81 1-0 ① G1-3		B FF 82 X FF 81 1-0 ① F8		B CU 69 X FF 80 1-0 10 1B 16 2B 1B	C FF 91 B CH 81 F CH 82 B FF 89 F FF 90 S CU 80 2-3 ③ K	X FF 90 0-0 1-3 2-H 3-H 1B			5	1	2	2	0	1	1
2 Kelly Johnson, L (1, 4) OBP: 0.346, SLG: 0.442	X FF 81 0-0 HR		B SI 82 B FF 82 B FF 82 X FF 82 3-0 ②③ F8-5 2-3		1 SAFE B FF 82 C FF 82 1 SAFE T SI 82 X FF 82 1-2 ① P4		HR G3			5	2	2	2	0	0	4
10 Chipper Jones, S (1, 5) OBP: 0.463, SLG: 0.570	B SI 80 B SI 81 B SI 81 C SI 82 B SI 82 4-1 16 G3-1 BB			B FF 80 B SL 74 F SI 80 C FF 80 X SL 73 2-2 16 1B 19 2B 1B	B SI 83 C FF 82 1 SAFE X FF 82 1-1 16 2B 22 G3-1 1-3 1B		C FF 91 S FF 92 B FF 91 B FS 90 X FF 91 2-2 HR	C SI 89 X SL 84 0-1 ① F8		4	3	3	1	1	0	0
16 Brian McCann, L (1, 2) OBP: 0.367, SLG: 0.528	X SI 82 0-0 ② G3-1 1-2			B FF 81 B SI 81 X FF 81 2-0 19 2B 7 FC3-2 1-2 1B	B FF 83 B FF 83 B SL 78 X SI 83 3-0 22 G3-1 1-3 3-H 2B		S FS 87 B FF 90 X FS 86 1-1 7 1B 28 2B 2B	B SI 90 B SL 82 F SI 90 S SI 90 X CH 81 2-2 ② G4-3		5	1	3	1	0	0	1
19 Yunel Escobar, R (1, 6) OBP: 0.363, SLG: 0.395	C SI 82 B SI 83 S SL 75 B FF 85 X CU 62 2-2 ③ F8			L SI 83 X FF 81 0-1 7 FC3-2 1-3 2-H 2B	B CU 72 B CH 79 B FF 87 B FF 87 4-0 22 G3-1 BB		B FF 90 B SL 81 C FF 91 X FF 91 2-1 ① G6-3	B SL 83 S SL 81 C SI 89 B SL 83 X SI 90 2-2 ③ G6-3		4	0	1	1	1	0	2
22 Casey Kotchman, L (1, 3) OBP: 0.321, SLG: 0.406		B FF 80 B CH 80 B FF 81 C FF 81 B SI 81 4-1 28 G4-6-3 BB		I IN 72 I IN 73 I IN 74 I IN 73 4-0 7 FC3-2 IBB	X FF 88 0-0 ② G3-1 1-2 2-3 3-H		B FF 90 B FF 91 F SL 82 C SL 83 S CH 82 2-3 ② K			2	0	0	1	2	1	3
7 Jeff Francoeur, R (1, 9) OBP: 0.292, SLG: 0.355		F FF 84 X FF 82 0-1 ① P3		B FF 84 B SL 74 C SI 83 X FF 84 2-1 ① FC3-2 1-2 2-3 3-Hf	C FF 88 S CH 81 B FF 88 X CH 79 1-2 ③ F7		F FF 91 B FF 91 F SL 83 B FF 91 X CH 80 2-2 28 2B 1B 2-3 1B			4	1	1	0	0	0	6
28 Brandon Jones, L (1, 7) OBP: 0.314, SLG: 0.412 1 Grégor Blanco, L (8, 7) OBP: 0.370, SLG: 0.308		C FF 82 X SI 82 0-1 ②③ G4-6-3 1-2f		C SI 83 F SI 83 B FF 85 S FF 83 1-3 ② K		B FF 89 B FF 90 X FF 89 2-0 ① F7	B SI 89 C FF 91 X SL 83 1-1 1-3 3-H 1B 2B			4 0	1 0	1 0	1 0	0 0	1 0	4 0
61 James Parr, R (1, 1) OBP: 0.600, SLG: 0.667 Ruben Gotay, S (6, PH) OBP: 0.311, SLG: 0.340 56 Blaine Boyer, R (7, 1) Will Ohman, L (7, 1) 30 Jeff Bennett, R (7, 1) OBP: 0.364, SLG: 0.333 Greg Norton, S (7, PH) OBP: 0.358, SLG: 0.429 Julian Tavarez, L (8, 1) Jorge Julio, R (9, 1)			C FF 81 X FF 83 0-1 2 F8-5 2B	F SL 74 B SL 76 B SL 76 X SI 84 2-1 ③ G4-3		T FF 91 B CH 84 F FF 90 C CH 82 1-3 ② K	C SL 84 B CH 80 B FF 90 F SL 83 B CH 81 B CH 79 4-2 1B BB			2 1 0 0 0 0 0 0	0 0 0 0 0 0 0 0	1 0 0 0 0 0 0 0	0 0 0 0 0 0 1 0	0 0 0 0 0 0 0 0	0 1 0 0 0 0 0 0	3 0 0 0 0 0 0 0
Inning Stats	R: 1 E: 0 K: 0 S: 7 H: 1 LOB: 1 BB: 1 P: 14	R: 0 E: 0 K: 0 S: 5 H: 0 LOB: 0 BB: 1 P: 9	R: 0 E: 0 K: 0 S: 4 H: 1 LOB: 0 BB: 0 P: 8	R: 1 E: 0 K: 1 S: 13 H: 3 LOB: 3 BB: 1 P: 26	R: 2 E: 0 K: 0 S: 11 H: 3 LOB: 2 BB: 1 P: 22	R: 0 E: 0 K: 2 S: 8 H: 0 LOB: 0 BB: 0 P: 13	R: 5 E: 0 K: 1 S: 23 H: 6 LOB: 2 BB: 1 P: 39	R: 0 E: 0 K: 0 S: 8 H: 0 LOB: 0 BB: 0 P: 12		1B: 6 2B: 6 3B: 0 HR: 3	SF: 0 SAC: 0 DP: 2 HBP: 0			WP: 0 PB: 0 SB: 0 CS: 0	PA: 41	

BOTTOM

AB	36
R	9
H	14
RBI	9
BB	5
SO	4
LOB	24

PITCHER		IP	WLS	BF	H	R	ER	SO	BB	IBB	HBP	BLK	WP	HR	S	P	ERA	WHIP
Livan Hernandez, R ERA: 6.21	(1, 1)	4.1		22	8	4	4	1	2	1	0	0	0	1	36	70	8.31	2.308
Matt Herges, R ERA: 4.95	(5, 1)	0.2		3	0	0	0	0	1	0	0	0	0	0	4	9	0.00	1.500
54 Greg Reynolds, R ERA: 6.6	(6, 1)	1.0		3	0	0	0	2	0	0	0	0	0	0	8	13	0.00	0.000
Luis Vizcaino, R ERA: 5.58	(7, 1)	0.0	L	3	3	3	3	0	0	0	0	0	0	2	9	14	∞	∞
58 Steven Register, R ERA: 19.29	(7, 1)	1.0		7	3	2	2	1	1	0	0	0	0	0	14	25	18.00	4.000

PITCHER		IP	WLS	BF	H	R	ER	SO	BB	IBB	HBP	BLK	WP	HR	S	P	ERA	WHIP
37 Ryan Speier, R ERA: 4.89	(8, 1)	1.0		3	0	0	0	0	0	0	0	0	0	0	8	12	0.00	0.000

Colorado Rockies @ Atlanta Braves

Turner Field, Atlanta, GA

Thu Sep 11 2008, 7:00 PM EDT

Att. 20,039 - Cloudy - 78 F

TOP

livebaseballscorecards.com

Batter	1	2	3	4	5	6	7	8	9	AB	R	H	RBI	BB	SO	LOB
Willy Taveras, R (1, 8) OBP: 0.309, SLG: 0.300	F FF 87 X SI 88 0-1 1B 10 S 1B		B CH 80 C FF 90 B CH 83 F SI 89 F SL 79 F FF 91 B SL 80 B FF 91 4-2 10 1B 2B BB	S FF 92 C FF 92 B FF 93 X SI 94 1-2 ③ G4-3			C FF 93 F SL 82 X FF 93 0-2 ① G6-3		F SI 91 F FF 92 X CH 80 0-2 11 DI BB 1B	4	1	2	0	1	0	1
10 Jeff Baker, R (1, 4) OBP: 0.309, SLG: 0.431	1 SAFE C SI 91 S SL 79 S SL 78 0-3 ① K 1-2		1 SAFE B SI 91 1 SAFE X CH 82 1-0 1-3 2B 1B		S SL 79 C FF 91 B SL 80 S SL 80 1-3 ① K		B FF 93 C SL 81 F SL 82 F SL 82 S SL 84 1-3 ② K		B SI 91 F SL 78 B SI 90 F SL 81 S FF 93 2-3 ② K	5	1	1	0	0	4	2
Matt Holliday, R (1, 7) OBP: 0.417, SLG: 0.552	B FF 91 B FF 90 X SI 93 2-0 27 S 1B 2-3		B SI 90 B SI 89 X SI 92 2-0 11 G1-3 27 1B 2B 1-H 3-H		C CH 83 S SI 92 F SL 81 F FF 92 S CH 85 0-3 ② K		S FF 95 B FF 95 B FF 94 X SL 82 2-1 1B		B FF 93 B SI 92 B SL 77 B FF 93 4-0 11 DI BB 1-2	4	1	3	2	1	1	0
11 Brad Hawpe, L (1, 9) OBP: 0.389, SLG: 0.520	1 SAFE C CH 84 S CH 83 F FF 92 B CH 84 F FF 92 1 SAFE S CH 83 1-3 ② K		B FF 91 B SI 91 X CH 83 2-0 ① G1-3 2-3		B SI 92 X CH 84 1-0 HR		F FF 95 D CH 88 X FF 95 1-1 ③ G6-3		C FF 94 F SL 84 B FF 94 B SL 85 S SL 83 2-3 ③ K 1-2 2-3	5	1	1	1	0	2	6
27 Garrett Atkins, R (1, 3) OBP: 0.332, SLG: 0.458	C SI 93 S SL 79 C FF 95 0-3 ③ K 1-2		B CH 84 X SI 92 1-0 9 G3-6-1 1B 3-H		B FF 91 C FF 91 F CH 83 B SL 81 B SL 79 B CH 84 4-2 BB			C SI 90 X CH 85 0-1 ① G5-3		3	0	1	1	1	1	2
9 Ian Stewart, L (1, 5) OBP: 0.384, SLG: 0.502		B FF 89 C CH 88 F FF 90 S FF 92 1-3 ① K	B SI 90 B FF 90 X CH 82 2-0 ②③ G3-6-1 1-2f		S FF 91 C FF 92 C FF 92 0-3 ③ K			X FF 89 0-0 ② G3		4	0	0	0	0	2	2
20 Chris Iannetta, R (1, 2) OBP: 0.396, SLG: 0.505		S SL 80 B CH 84 C SL 80 S SI 94 1-3 ② K		C FF 89 C SL 79 B FF 90 B SL 80 X SL 80 2-2 ① F9		C FF 90 S FF 92 F FF 92 F FF 94 B SL 80 S FF 94 1-3 ① K		F SI 90 B SI 92 B SL 82 X SI 91 2-1 2B		4	0	1	0	0	2	0
2 Troy Tulowitzki, R (1, 6) OBP: 0.320, SLG: 0.376		B SI 93 F FF 93 F FF 93 X CH 84 1-2 2B		S SL 79 C SI 93 F SI 94 B SL 80 B FF 92 X SL 79 2-2 38 SH3-4 1B		F FF 92 S FF 93 B FF 93 B FF 93 X SL 80 2-2 ② P4		S SI 91 X FF 92 0-1 ③ G4-3		4	0	2	0	0	0	1
38 Ubaldo Jiménez, R (1, 1) OBP: 0.065, SLG: 0.033 47 Joe Koshansky, L (6, PH) OBP: 0.192, SLG: 0.440 Glendon Rusch, L (6, 1) OBP: 0.053, SLG: 0.053 Matt Herges, L (6, 1) 49 Jason Grilli, R (7, 1) Brian Fuentes, L (8, 1) 19 Ryan Spilborghs, R (9, PH) OBP: 0.405, SLG: 0.472	X SI 92 0-0 ③ G2-3		X FF 91 0-0 ② SH3-4 1-2		C CH 83 F FF 92 B CH 83 B CH 84 F SL 77 B CH 84 F FF 93 S CH 83 3-3 ③ K			B FF 91 X SI 89 1-0 ① G6-3		1 0 0 0 0 0 1 1 0 0 0 0 1 0 0 0 0 0 0 0 0 0 0 0 0 0 0 0 0 0 0 0 0 0 0 0 0 0 0 0 0 0 1 0 0 0 0 0 0						
Inning Stats	R: 0 E: 0 K: 3 S: 14 H: 2 LOB: 2 BB: 0 P: 17	R: 0 E: 0 K: 2 S: 10 H: 1 LOB: 1 BB: 0 P: 13	R: 3 E: 0 K: 0 S: 9 H: 3 LOB: 0 BB: 1 P: 21	R: 0 E: 0 K: 0 S: 11 H: 1 LOB: 1 BB: 0 P: 16	R: 1 E: 0 K: 3 S: 14 H: 1 LOB: 1 BB: 1 P: 20	R: 0 E: 0 K: 2 S: 13 H: 0 LOB: 0 BB: 0 P: 19	R: 0 E: 0 K: 1 S: 11 H: 1 LOB: 1 BB: 0 P: 15	R: 0 E: 0 K: 0 S: 7 H: 1 LOB: 1 BB: 0 P: 9	R: 0 E: 0 K: 2 S: 10 H: 1 LOB: 2 BB: 1 P: 19	1B: 7 2B: 3 3B: 0 HR: 1 SF: 0 SAC: 1 DP: 1 HBP: 0						

AB	36
R	4
H	11
RBI	4
BB	3
SO	13
LOB	15

WP: 0 PA: 40
PB: 0
SB: 2
CS: 0

PITCHER		IP	WLS	BF	H	R	ER	SO	BB	IBB	HBP	BLK	WP	HR	S	P	ERA	WHIP
49 Jair Jurrjens, R ERA: 3.62	(1, 1)	6.0	W	27	8	4	4	10	2	0	0	0	0	1	71	106	6.00	1.667
Jorge Julio, R ERA: 4.7	(7, 1)	1.0		4	1	0	0	1	0	0	0	0	0	0	11	15	0.00	1.000
Julian Tavarez, R ERA: 4.99	(8, 1)	1.0		4	1	0	0	0	0	0	0	0	0	0	7	9	0.00	1.000
51 Michael Gonzalez, L ERA: 4.28	(9, 1)	1.0		5	1	0	0	2	1	0	0	0	0	0	10	19	0.00	2.000

PITCHER	IP	WLS	BF	H	R	ER	SO	BB	IBB	HBP	BLK	WP	HR	S	P	ERA	WHIP

Batter	1	2	3	4	5	6	7	8	9	AB	R	H	RBI	BB	SO	LOB
Josh Anderson, L (1, 8) OBP: 0.345, SLG: 0.400 4 Omar Infante, R (6, PH) OBP: 0.355, SLG: 0.444 (7, 7)	B FF 90 F FF 92 F CH 83 F FF 98 X CH 87 1-2 ① G3-1	S FF 96 B FF 96 F CH 86 B SL 86 F CH 85 B FF 97 S CH 89 3-3 ③ K		B SI 93 F SI 93 B SI 93 X CH 86 2-1 ③ P5		F FF 89 B CH 80 C SI 89 X SI 89 1-2 ② SF9 2-H		B SI 91 F SI 91 S CH 71 B CH 71 B SI 92 X SI 91 3-2 ① G6-3		3 1	0 0	0 0	0 1	0 0	1 0	2 0
2 Kelly Johnson, L (1, 4) OBP: 0.347, SLG: 0.445	C CU 74 X CU 78 0-1 ② G5-3		B CH 82 B SI 93 B SI 94 B FF 92 4-0 10 G1-6-3 BB		F SI 90 B CU 75 S CH 85 B CH 84 S CH 87 2-3 ① K	B FF 89 F FF 89 X CH 82 1-1 16 1B 3B		B SL 76 F SI 92 F SI 91 S SL 76 1-3 ② K		4	1	1	0	1	2	0
10 Chipper Jones, S (1, 5) OBP: 0.462, SLG: 0.569	B FF 97 B FF 94 C CH 88 F CH 88 B FF 98 S CH 89 3-3 ③ K		1 SAFE B SI 93 C FF 94 X FF 93 1-1 ① ② G1-6-3 1-2f		B FF 95 B FF 95 X FF 95 2-0 19 BB 22 G3 2B	I IN 73 I IN 73 I IN 74 I IN 76 4-0 16 1B 19 HR IBB		C SI 90 B SI 92 S CH 72 X SI 93 1-2 ③ G6-3		4	2	1	0	1	1	1
16 Brian McCann, L (1, 2) OBP: 0.370, SLG: 0.528		C FF 95 B CU 76 B SI 98 B SI 91 X CH 86 3-1 E3 22 1B 19 1B 1 1B	F FF 96 B FF 97 B SI 92 B FF 96 B FF 95 4-1 19 E 19 1B BB		B SI 95 B SI 96 C CH 86 B CH 88 F CH 87 B SL 85 4-2 22 G3 19 BB BB	C CU 75 B FF 87 F FF 88 D SL 82 X FF 89 2-2 19 HR 1-2 3-H 1B				2	2	1	1	2	0	0
19 Yunel Escobar, R (1, 6) OBP: 0.367, SLG: 0.404		B SI 95 B SI 95 F FF 97 C FF 96 F FF 96 X SL 89 2-2 22 1B 1 1B 1-2 1B	C FF 95 X FF 96 0-1 E9 22 HBP 1-3 1B		D SI 94 B SL 84 F FF 95 B CH 88 B SI 94 4-1 22 G3 1-2 2-3 BB	B CU 72 C CU 73 B FF 88 X CH 80 2-1 1-H 2-H HR				3	2	3	3	1	0	0
22 Casey Kotchman, L (1, 3) OBP: 0.322, SLG: 0.406		X FF 96 0-0 49 SH1-4 1 1B 1-2 2-3 1B	H CU 76 1-0 1-2 HBP		F FF 93 B SI 94 X CU 77 1-1 ② G3 1-2 2-3 3-H	B CU 72 X CH 80 1-0 ③ G3				3	0	1	1	0	0	2
7 Jeff Francoeur, R (1, 9) OBP: 0.290, SLG: 0.353		B FF 96 F FF 97 X FF 97 1-1 ① L5	F CH 87 S FF 95 F CU 80 B FF 96 S SL 82 1-3 ③ K		B SL 85 X SI 94 1-0 ③ F9		C FF 90 S FF 90 X SL 82 0-2 ① L3			4	0	0	0	0	1	8
1 Grégor Blanco, L (1, 7) OBP: 0.371, SLG: 0.313 (7, 8)		X FF 96 0-0 49 SH1-4 1-2 2-H 3-H 1B		C CU 71 L FF 94 C 0-3 ① K		C SI 87 B FF 89 C FF 88 X SL 82 1-2 4 S 4 SF9 2B	C SL 82 X FF 91 0-1 ② P4			4	1	2	2	0	1	0
49 Jair Jurrjens, R (1, 1) OBP: 0.197, SLG: 0.145 14 Martin Prado, R (6, PH) OBP: 0.389, SLG: 0.503 Jorge Julio, R (7, 1) Greg Norton, S (7, PH) OBP: 0.356, SLG: 0.427 Julian Tavarez, L (8, 1) 51 Michael Gonzalez, R (9, 1)		X FF 95 0-0 ② SH1-4 1-2 2-3		C FF 93 F FF 95 B SL 84 B S 2-3 ② K		C FF 88 B SI 89 F CH 81 S SI 89 1-3 ① K	B SL 82 X 1-0 ③ F8			1 1 0 1 0 0	0 0 0 0 0 0	0 0 0 0 0 0	0 0 0 0 0 0	0 1 0 0 0 0	1 0 0 0 0 0	0 0 0 0 0 0
Inning Stats	R: 0 E: 0 K: 1 S: 9 H: 0 LOB: 0 BB: 0 P: 13	R: 2 E: 1 K: 1 S: 15 H: 3 LOB: 2 BB: 0 P: 24	R: 0 E: 1 K: 1 S: 9 H: 1 LOB: 3 BB: 2 P: 20	R: 0 E: 0 K: 2 S: 8 H: 0 LOB: 0 BB: 0 P: 12	R: 1 E: 0 K: 1 S: 10 H: 1 LOB: 2 BB: 2 P: 24	R: 5 E: 0 K: 1 S: 17 H: 4 LOB: 0 BB: 1 P: 30	R: 0 E: 0 K: 0 S: 6 H: 0 LOB: 0 BB: 0 P: 7	R: 0 E: 0 K: 1 S: 9 H: 0 LOB: 0 BB: 0 P: 14		1B: 5 2B: 2 3B: 1 HR: 1 SF: 1 SAC: 1 DP: 1 HBP: 1					WP: 0 PB: 0 SB: 1 CS: 0 PA: 39	

PITCHER		IP	WLS	BF	H	R	ER	SO	BB	IBB	HBP	BLK	WP	HR	S	P	ERA	WHIP
38 Ubaldo Jiménez, R ERA: 4.18	(1, 1)	5.0		25	5	3	2	6	4	0	1	0	0	0	51	93	3.60	1.800
Glendon Rusch, L ERA: 5.38	(6, 1)	0.2	L	6	3	4	4	1	0	1	0	0	0	0	14	24	54.00	4.500
Matt Herges, R ERA: 5.07	(6, 1)	0.1		2	1	1	1	0	0	0	0	0	0	1	3	6	27.00	3.000
49 Jason Grilli, R ERA: 2.86	(7, 1)	1.0		3	0	0	0	0	0	0	0	0	0	0	6	7	0.00	0.000
Brian Fuentes, L ERA: 2.5	(8, 1)	1.0		3	0	0	0	1	0	0	0	0	0	0	9	14	0.00	0.000

PITCHER	IP	WLS	BF	H	R	ER	SO	BB	IBB	HBP	BLK	WP	HR	S	P	ERA	WHIP

BOTTOM

Colorado Rockies @ Atlanta Braves

Turner Field, Atlanta, GA

Thu Sep 11 2008, 7:00 PM EDT

Att. 20,039 - Cloudy - 78 F

livebaseballscorecards.com

AB	31
R	8
H	9
RBI	8
BB	5
SO	8
LOB	14

Atlanta Braves @ New York Mets

Shea Stadium, Flushing, NY

Sat Sep 13 2008, 3:55 PM EDT

Cloudy - 76 F

TOP

livebaseballscorecards.com

Batter	1	2	3	4	5	6	7	8	9	AB	R	H	RBI	BB	SO	LOB
4 Omar Infante, R (1, 7) OBP: 0.353, SLG: 0.441 1 Grégor Blanco, L (8, 7) OBP: 0.371, SLG: 0.313	F FF 89 B FF 90 X FF 90 1-1 ① F7	S CH 78 X CH 80 0-1 ③ F7			B CH 80 L SI 88 B FF 89 X SI 89 2-1 ① G5-3		C FF 90 B FF 90 C FF 91 F CH 79 X FF 92 1-2 2 FC4-6 1B	C CU 80 X CU 80 0-1 ② SF7 2-3 3-H		4 0	0 0	1 0	1 0	0 0	0 0	2 0
2 Kelly Johnson, L (1, 4) OBP: 0.347, SLG: 0.444	S FF 91 X FF 91 0-1 14 FC6-4 1B		B SL 82 X SL 82 1-0 ① G4-3		X FF 90 0-0 1B		S SL 81 S SL 80 F SL 81 X SL 82 0-2 ② FC4-6 1-2f	B SL 82 C SL 82 B CU 74 F SL 81 S SL 82 2-3 ③ K		5	0	2	0	0	1	3
14 Martín Prado, R (1, 5) OBP: 0.384, SLG: 0.494	B SL 77 F FF 88 1 SAFE X CH 76 1-1 ② FC6-4 16 1B 1-2f		C FF 89 B FF 90 X CH 80 1-1 1B		F FF 89 C FF 90 B SL 81 X CH 81 1-2 ② P4		X SI 91 0-0 ③ F9		X FF 91 0-0 ① F8	5	0	1	0	0	0	3
16 Brian McCann, L (1, 2) OBP: 0.370, SLG: 0.526	C FF 92 F SL 81 X SI 93 0-2 1-2 1B		C SL 80 B SL 81 1 SAFE F FF 90 S CH 80 1-3 ② K		B FF 92 C CH 78 X FF 90 1-1 ③ P6			X FF 90 0-0 22 1B 19 1B 7 1B 1B	B CU 76 B CH 80 X SI 90 2-0 ② G4-3	5	1	2	0	0	1	2
19 Yunel Escobar, R (1, 6) OBP: 0.366, SLG: 0.402	C CH 79 B CH 78 F FF 91 B CH 77 B FF 92 F CH 78 X SL 80 3-2 ③ L7		F FF 90 B FF 90 B CH 78 B FF 91 X SI 91 3-1 ③ F9			X FF 90 0-0 ① G6-3		F CH 81 B FF 91 B SI 91 B CH 79 C SI 90 X SI 90 3-2 22 1B 7 1B 1B 1-2	C FF 92 C CU 78 X FC 84 0-2 ③ G4-3	5	1	1	0	0	0	3
22 Casey Kotchman, L (1, 3) OBP: 0.327, SLG: 0.409		B FF 89 C SL 81 F FF 91 B CH 81 B CH 80 B FF 91 4-2 G6-3 BB		F FF 88 F FF 91 B FF 91 X CH 81 1-2 FC4-6 1B		F FF 90 F FF 92 B X 1-2 1B		S SI 90 X SI 89 0-1 SH1-4 7 1B 4 SF7 1B 1-2 2-3		3	1	3	0	1	0	0
7 Jeff Francoeur, R (1, 9) OBP: 0.290, SLG: 0.352		F FF 90 B FF 91 B CH 76 S CH 76 S CH 77 2-3 ① K		F FF 90 B FF 91 F FF 91 X CH 79 1-2 ① P3		B T CH 77 S SL 80 F FF 92 X CH 79 1-2 ② F8		X SI 94 0-0 4 SF7 SH1-4 1B 1-2 2-H 3-H		4	0	1	2	0	1	3
Josh Anderson, L (1, 8) OBP: 0.333, SLG: 0.386		C FF 91 X SL 79 0-1 ② G6-3 1-2		X SL 82 0-0 ② FC4-6 1-2f		C FF 92 T SL 83 B CH 81 F FF 92 F FF 92 F SL 81 X SL 82 1-2 ③ F9		X FF 95 0-0 ① SH1-4 1-2 2-3		3	0	0	0	0	0	3
Mike Hampton, R (1, 1) OBP: 0.333, SLG: 0.368 Brent Lillibridge, R (7, PH) OBP: 0.233, SLG: 0.333 Jeff Ridgway, R (7, 1) Greg Norton, S (8, PH) OBP: 0.359, SLG: 0.427 Will Ohman, L (8, 1) 30 Jeff Bennett, R (8, 1) OBP: 0.364, SLG: 0.333 51 Michael Gonzalez, R (9, 1)		S CH 78 B FF 91 S CH 79 B FF 92 D CH 81 B SI 92 4-2 BB		F FF 89 S CH 78 S CH 79 0-3 ③ K			C SI 89 S CH 80 S CH 81 0-3 ① K	I IN 55 I IN 56 I IN 54 I IN 51 4-0 IBB		1 1 0 0 0 0 0	0 0 0 0 0 0 0	0 0 0 0 0 0 0	0 0 0 1 0 0 0	1 0 0 0 0 0 0	1 1 0 0 0 0 0	1 0 0 0 0 0 0

	AB	36
	R	3
	H	11
	RBI	3
	BB	3
	SO	5
	LOB	20

Inning Stats																								
	R: 0	H: 2	R: 0	H: 0	R: 0	H: 1	R: 0	H: 1	R: 0	H: 1	R: 0	H: 1	R: 0	H: 1	R: 3	H: 4	R: 0	H: 0	1B: 11	SF: 1	WP: 0	PA: 41
	E: 0	LOB: 2	E: 0	LOB: 2	E: 0	LOB: 1	E: 0	LOB: 1	E: 0	LOB: 1	E: 0	LOB: 1	E: 0	LOB: 1	E: 0	LOB: 2	E: 0	LOB: 0	2B: 0	SAC: 1	PB: 0	
	K: 0	BB: 2	K: 1	BB: 2	K: 1	BB: 0	K: 0	BB: 0	K: 0	BB: 0	K: 1	BB: 0	K: 1	BB: 0	K: 1	BB: 1	K: 0	BB: 0	3B: 0	DP: 0	SB: 0	
	S: 13	P: 18	S: 11	P: 21	S: 8	P: 14	S: 10	P: 12	S: 8	P: 12	S: 14	P: 17	S: 12	P: 13	S: 13	P: 22	S: 5	P: 7	HR: 0	HBP: 0	CS: 0	

PITCHER		IP	WLS	BF	H	R	ER	SO	BB	IBB	HBP	BLK	WP	HR	S	P	ERA	WHIP
57 Johan Santana, L ERA: 2.7	(1, 1)	7.0		32	9	2	2	4	2	0	0	0	0	0	80	114	2.57	1.571
Scott Schoeneweis, L ERA: 3.1	(8, 1)	0.0	L	1	1	0	0	0	0	0	0	0	0	0	2	2	∞	∞
43 Brian Stokes, R ERA: 3.16	(8, 1)	0.2	B	4	1	1	1	0	0	1	0	0	0	0	4	8	13.50	1.500
25 Pedro Feliciano, L ERA: 3.75	(8, 1)	0.1		1	0	0	0	1	0	0	0	0	0	0	3	5	0.00	0.000
Duaner Sanchez, R ERA: 3.99	(9, 1)	1.0		3	0	0	0	0	0	0	0	0	0	0	5	7	0.00	0.000

PITCHER		IP	WLS	BF	H	R	ER	SO	BB	IBB	HBP	BLK	WP	HR	S	P	ERA	WHIP

Atlanta Braves @ New York Mets

Shea Stadium, Flushing, NY

Sat Sep 13 2008, 3:55 PM EDT

Cloudy - 76 F

livebaseballscorecards.com

BOTTOM

Batter	1	2	3	4	5	6	7	8	9	AB	R	H	RBI	BB	SO	LOB
7 José Reyes, S (1, 6) OBP: 0.358, SLG: 0.473	C FF 88 C FF 89 B FC 87 S FC 86 1-3 K ①		F CU 75 B SI 84 B SI 83 B CH 78 X FF 89 3-1 F9 ②		X SI 86 0-0 P2 ①		X FF 92 0-0 B5 ①		B SL 80 C FF 93 T SL 84 B FF 94 S SL 84 2-3 K ③	5	0	0	0	0	2	0
19 Ryan Church, L (1, 9) OBP: 0.356, SLG: 0.489	S FF 89 X FF 90 0-1 G1-3 ②		B FF 90 C FC 84 X FC 86 1-1 5 FC6-4 1B		B FF 90 F FF 90 X FF 90 1-1 G4-3 ②		C FF 92 F SL 82 F FF 93 X SL 83 0-2 G4-3 ②			4	0	1	0	0	0	0
5 David Wright, R (1, 5) OBP: 0.385, SLG: 0.523	B FF 90 B SI 84 B FF 91 B FF 89 4-0 15 S BB		D SI 84 X SI 84 1-0 FC6-4 ③ 1-2f		C FF 91 X FF 91 0-1 L8 ③		X SI 93 0-0 1B			3	0	1	0	1	0	1
15 Carlos Beltrán, S (1, 8) OBP: 0.372, SLG: 0.490	F SI 83 1 SAFE B SI 86 B FF 89 C FC 87 B FC 87 T SI 84 3-2 K ③ 1-2			B FF 88 F FC 85 B SI 83 X SI 84 2-1 17 BB 21 1B 1B 1B		B FC 86 B SI 84 B FF 89 B FF 88 4-0 21 2B G5-2-3 BB	B SI 92 1 SAFE C FF 92 1 SAFE F CH 83 1 SAFE D SL 82 S CH 84 2-3 K ③			3	1	1	0	1	2	2
21 Carlos Delgado, L (1, 3) OBP: 0.350, SLG: 0.517		B FF 89 C FF 90 X FF 90 1-1 G5-3 ①		B SI 85 X SI 88 1-0 17 BB 1B 23 G6-4-3 1-2 1B		X FF 89 0-0 G5-2-3 1-3 2B		C SI 90 B SL 80 B SL 80 C FF 91 B FF 91 X FF 91 3-2 F7 ①		4	1	2	0	0	0	0
17 Fernando Tatis, R (1, 7) OBP: 0.369, SLG: 0.485		B SI 85 C CH 79 T SI 82 X FF 90 1-2 2B		B SI 83 B SI 83 B SI 83 C SI 84 D SI 83 4-1 23 G6-4-3 1B 1-2 2-3 BB		I IN 68 I IN 68 I IN 67 I IN 65 4-0 G5-2-3 IBB		F SI 93 C SI 94 S CU 87 0-3 K ②		2	0	1	0	2	1	0
Damion Easley, R (1, 4) OBP: 0.324, SLG: 0.375		B FF 85 B SI 84 B SI 83 C FF 88 F SI 85 C FC 84 3-3 K ②		F SI 85 X SI 84 0-1 23 G6-4-3 1-2 2-3 3-H 1B		B FC 85 D SI 82 B SI 82 C FF 88 X SI 82 3-1 G5-2-3 ①② 1-2 2-3 3-Hf		F SI 95 B SI 94 C SI 94 S SL 89 1-3 K ③		4	0	1	1	0	2	4
23 Brian Schneider, L (1, 2) OBP: 0.343, SLG: 0.352 1 Luis Castillo, S (9, PH) OBP: 0.356, SLG: 0.319		C FF 90 X FC 86 0-1 G5-3 ③		X FC 87 0-0 G6-4-3 ①② 1-2f 2-3 3-H		I IN 68 I IN 64 I IN 63 I IN 63 4-0 IBB			C FF 91 C SL 82 B SL 84 F FF 93 B SL 84 B SL 83 X FF 93 3-2 G6-3 ①	2 1	0 0	0 0	0 0	1 0	0 0	3 0
57 Johan Santana, L (1, 1) OBP: 0.167, SLG: 0.188 Scott Schoeneweis, L (8, 1) 43 Brian Stokes, R (8, 1) OBP: 0.667, SLG: 0.667 25 Pedro Feliciano, L (8, 1) Duaner Sanchez, R (9, 1) 6 Nick Evans, R (9, PH) OBP: 0.306, SLG: 0.400			C FF 88 B FF 90 T FF 90 X FC 86 1-2 G4-3 ①	C FF 89 X FC 86 0-1 G4-3 ③		C FC 82 B FC 86 F FF 88 F FC 87 S FC 86 1-3 K ③			S SL 80 S SL 82 B SL 83 F SL 84 X FF 94 1-2 G4-3 ②	3 0 0 0 0 0 1	0 0 0 0 0 0 0	0 0 0 0 0 0 0	0 0 0 0 0 0 0	1 0 0 0 0 0 0	4 0 0 0 0 0 0	
Inning Stats	R: 0 E: 0 K: 2 S: 8 H: 0 LOB: 1 BB: 1 P: 16	R: 0 E: 0 K: 1 S: 10 H: 1 LOB: 1 BB: 0 P: 15	R: 0 E: 0 K: 0 S: 8 H: 1 LOB: 1 BB: 0 P: 14	R: 2 E: 0 K: 0 S: 9 H: 3 LOB: 1 BB: 1 P: 16	R: 0 E: 0 K: 0 S: 5 H: 0 LOB: 0 BB: 0 P: 6	R: 0 E: 0 K: 1 S: 7 H: 1 LOB: 3 BB: 3 P: 23	R: 0 E: 0 K: 1 S: 9 H: 1 LOB: 1 BB: 0 P: 11	R: 0 E: 0 K: 2 S: 9 H: 0 LOB: 0 BB: 0 P: 13	R: 0 E: 0 K: 1 S: 11 H: 0 LOB: 0 BB: 0 P: 17	1B: 5 2B: 2 3B: 0 HR: 0 SF: 0 SAC: 0 DP: 2 HBP: 0						

	AB	32
	R	2
	H	7
	RBI	1
	BB	5
	SO	8
	LOB	14

WP: 0 PB: 0 SB: 1 CS: 0 PA: 37

PITCHER		IP	WLS	BF	H	R	ER	SO	BB	IBB	HBP	BLK	WP	HR	S	P	ERA	WHIP
Mike Hampton, L ERA: 5.34	(1, 1)	6.0		27	6	2	2	4	3	2	0	0	0	0	47	90	3.00	1.500
Jeff Ridgway, L ERA: 3.12	(7, 1)	1.0	W	4	1	0	0	1	0	0	0	0	0	0	9	11	0.00	1.000
Will Ohman, L ERA: 3.56	(8, 1)	0.1	H	1	0	0	0	0	0	0	0	0	0	0	3	6	0.00	0.000
30 Jeff Bennett, R ERA: 4.08	(8, 1)	0.2	H	2	0	0	0	2	0	0	0	0	0	0	6	7	0.00	0.000
51 Michael Gonzalez, L ERA: 4.13	(9, 1)	1.0	S	3	0	0	0	1	0	0	0	0	0	0	11	17	0.00	0.000

PITCHER	IP	WLS	BF	H	R	ER	SO	BB	IBB	HBP	BLK	WP	HR	S	P	ERA	WHIP

Batter	1	2	3	4	5	6	7	8	9	AB	R	H	RBI	BB	SO	LOB
1 Grégor Blanco, L (1, 8) OBP: 0.371, SLG: 0.312	X FF 89 0-0 ① B1-3		C FF 90 B FF 91 F FF 91 F CU 75 X SI 91 1-2 ② G6-3		F FF 89 B FF 90 F CU 73 X CU 74 1-2 ② F9			X FF 85 0-0 14 G1-4-3 1B		4	0	1	0	0	0	1
14 Martín Prado, R (1, 5) OBP: 0.376, SLG: 0.483	C FF 91 B FF 93 B FC 86 B FF 92 C FF 89 S FF 92 3-3 ② K		X FF 90 0-0 ③ F9		B CH 82 B FF 89 C FF 88 B FF 88 X FF 87 3-1 ③ P6			C CU 70 X CU 72 0-1 ① G1-4-3 1-2		4	0	0	0	0	1	2
2 Kelly Johnson, L (1, 4) OBP: 0.348, SLG: 0.447	B FF 91 C FF 91 B FF 92 X FF 90 2-1 2B			C FF 89 X CU 74 0-1 ① G1		C CU 71 F CU 74 F FF 88 F CU 74 B CU 73 B FF 91 X FF 89 2-2 22 G4-6-3 1B		C FF 86 B FF 88 F SI 88 B FF 87 B FF 88 F FF 89 F FF 88 S CU 74 3-3 ② K		4	0	2	0	0	1	1
4 Omar Infante, R (1, 7) OBP: 0.348, SLG: 0.434	C FF 90 X CU 74 0-1 ③ G5-3			C CU 73 F CU 75 F FF 91 B FF 91 X FF 91 1-2 ② F9		C FF 88 X FF 90 0-1 ① F8		B FF 86 B CU 72 B FF 87 C FF 86 C FF 88 F CU 74 X FF 88 3-2 ③ P5		4	0	0	0	0	0	3
22 Casey Kotchman, L (1, 3) OBP: 0.329, SLG: 0.410		F FF 89 X FF 90 0-1 ① G5-3		F CU 75 B CU 75 B CU 74 B FF 90 X FF 90 3-1 7 2B 1B		C FF 89 X FF 88 0-1 ②③ G4-6-3 1-2f			C FF 89 B SL 85 F CH 84 X SI 91 1-2 7 G6-4-3 1B	4	0	2	0	0	0	1
7 Jeff Francoeur, R (1, 9) OBP: 0.293, SLG: 0.355		B SI 92 B CH 83 B CH 84 B FF 91 4-0 5 PB BB		C CU 73 X CU 74 0-1 1-3 2B			C SI 86 X CH 80 0-1 5 G5-3 1B		C SL 76 S SL 84 B FF 91 X SI 90 1-2 ①② G6-4-3 1-2f	3	0	2	0	1	0	1
Brent Lillibridge, R (1, 6) OBP: 0.222, SLG: 0.317 Josh Anderson, L (9, PH) OBP: 0.341, SLG: 0.393		C FF 90 B CH 84 C SI 91 S CU 75 1-3 ② K		C CU 72 S CU 75 C CU 75 0-3 ③ K			B FF 87 X FF 87 1-0 ① L8		F FF 91 B CH 80 X SI 90 1-1 1B	3 1	0 0	0 1	0 0	0 0	2 0	4 0
5 Clint Sammons, R (1, 2) OBP: 0.234, SLG: 0.233		B FF 90 X CU 72 1-0 ③ G4-3 1-2			B FF 89 C FF 89 C FF 89 B FF 91 F FF 90 B CU 74 B FF 89 4-2 BB		F FF 88 B FF 88 X CU 72 1-1 ② G5-3 1-2		C SI 89 C SL 81 S SI 91 0-3 ③ K	3	0	0	0	1	1	3
37 Jo-Jo Reyes, L (1, 1) OBP: 0.143, SLG: 0.148 Ruben Gotay, S (3, PH) OBP: 0.308, SLG: 0.337 38 Buddy Carlyle, L (3, 1) OBP: 0.333, SLG: 0.250 28 Brandon Jones, L (5, PH) OBP: 0.311, SLG: 0.408 Vladimir Nunez, R (5, 1) Greg Norton, S (7, PH) OBP: 0.357, SLG: 0.425 Jeff Ridgway, R (7, 1) Elmer Dessens, R (8, 1)			F FF 89 C FF 90 B FF 91 B CU 75 C CU 74 2-3 ① K		B FF 88 B FF 88 C FF 87 F FF 88 C FF 89 2-3 ① K		S CU 71 B FF 88 F FF 86 D CU 76 B CU 73 S FF 88 3-3 ③ K			0 1 0 1 0 1 0 0	0 0 0 0 0 0 0 0	0 0 0 0 0 0 0 0	0 1 0 1 0 1 0 0	0 0 0 0 0 1 1 0	0 1 0 1 0 0 0 0	0 0 0 1 0 1 1 0
Inning Stats	R: 0 E: 0 K: 1 S: 8 H: 1 LOB: 1 BB: 0 P: 13	R: 0 E: 0 K: 1 S: 6 H: 0 LOB: 1 BB: 1 P: 12	R: 0 E: 0 K: 1 S: 8 H: 0 LOB: 0 BB: 0 P: 11	R: 0 E: 0 K: 1 S: 13 H: 2 LOB: 2 BB: 0 P: 17	R: 0 E: 0 K: 1 S: 11 H: 0 LOB: 1 BB: 1 P: 21	R: 0 E: 0 K: 0 S: 9 H: 1 LOB: 0 BB: 0 P: 11	R: 0 E: 0 K: 1 S: 8 H: 1 LOB: 1 BB: 0 P: 13	R: 0 E: 0 K: 1 S: 12 H: 1 LOB: 1 BB: 0 P: 18	R: 0 E: 0 K: 1 S: 11 H: 2 LOB: 1 BB: 0 P: 14	1B: 6 2B: 2 3B: 0 HR: 0	SF: 0 SAC: 0 DP: 2 HBP: 0				WP: 0 PB: 1 SB: 0 CS: 0	PA: 35	

PITCHER		IP	WLS	BF	H	R	ER	SO	BB	IBB	HBP	BLK	WP	HR	S	P	ERA	WHIP
49 Jonathon Niese, L ERA: 4.09	(1, 1)	8.0	W	31	6	0	0	7	2	0	0	0	0	0	75	116	0.00	1.000
Luis Ayala, R ERA: 5.09	(9, 1)	1.0		4	2	0	0	1	0	0	0	0	0	0	11	14	0.00	2.000

PITCHER	IP	WLS	BF	H	R	ER	SO	BB	IBB	HBP	BLK	WP	HR	S	P	ERA	WHIP

Atlanta Braves @ New York Mets

Shea Stadium, Flushing, NY

Sat Sep 13 2008, 4:00 PM EDT

Att. 54,705 - Cloudy - 73 F

TOP

livebaseballscorecards.com

AB	33
R	0
H	8
RBI	0
BB	2
SO	8
LOB	18

BOTTOM

Atlanta Braves @ New York Mets

Shea Stadium, Flushing, NY

Sat Sep 13 2008, 4:00 PM EDT

Att. 54,705 - Cloudy - 73 F

Batter	1	2	3	4	5	6	7	8	9	AB	R	H	RBI	BB	SO	LOB
7 José Reyes, S (1, 6) OBP: 0.360, SLG: 0.479	B: F SI 91, B SI 90, X 2-1: F8 ①	B: B CH 84, B CH 83, C SI 92, F SI 92, B SL 81, X CH 84 3-2: HR		B: B SI 91, B SI 90, C SI 90, C SI 90, X SL 86 2-2: FC4-6 (5 WP, 19 BB) ② 1-2f		B: B SI 88, S CH 83, X FF 89 1-1: 1B		C FF 90, B SI 88, S CH 83, X SI 89 1-2: 1-2 1B		5	1	3	1	0	0	1
19 Ryan Church, L (1, 9) OBP: 0.357, SLG: 0.485	B: B FF 91, F FF 91, X SL 81 1-1: 5 HR 1B	X: X FF 91 0-0: F8 ③		P: P PO 82, 1 SAFE, B SI 90, B FF 90, B FF 89 4-0: 5 WP 1-2: BB		P: 1 SAFE, C FF 90, 1 SAFE, S CH 84, P PO 87, F CH 84, F FF 89, F SI 89, X CH 82 1-2: F9 ③		B: B CU 76, X SI 90 1-0: F7 ③		4	1	1	0	1	0	3
5 David Wright, R (1, 5) OBP: 0.386, SLG: 0.527	B: B SI 91, B CH 84, F CH 83, X SI 92 2-1: 1-H HR		B: B FF 90, C FF 90, B CU 76, F FF 90, F SL 86, S SI 90 2-3: K ①	B: C FF 91, B SL 87, B FF 92, B FF 91, B SL 87 4-1: 1-2, 2-3 BB			B: S SL 78, X FF 92 0-1: G6-3 ①			3	1	1	2	1	1	0
15 Carlos Beltrán, S (1, 8) OBP: 0.374, SLG: 0.499	B: C SI 92, X CU 79 0-1: 17 S, 21 G5-3, 17 1B 1B		B: C SI 90, B FF 91, F CH 82, X FF 92 1-2: 17 1B 2B	B: B FF 91, F CH 80, F SL 88, F FF 93, S FF 92 1-3: K ③			B: B SI 91, B SL 79, F SI 91, B FF 88, F SI 90, X CH 83 3-2: HR			4	2	3	1	0	1	3
21 Carlos Delgado, L (1, 3) OBP: 0.348, SLG: 0.513	B: F FF 92, B FF 91, X SI 92 1-1: G5-3 ② 1-2: 1-2		B: S CH 81, C FF 92, F FF 92, B CH 82, S SL 87 1-3: K ②		B: X SL 87 0-0: G4-3 ①		B: C FF 92, X SL 82 0-1: F7 ②			4	0	0	0	0	1	2
17 Fernando Tatis, R (1, 7) OBP: 0.375, SLG: 0.489 Endy Chavez, L (8, 7) OBP: 0.311, SLG: 0.336	B: F SI 92, B FF 92, C SI 91, X SI 93 1-2: 2-H 1B		B: S FF 90, B FF 91, B SL 87, F FF 91, X SL 87 2-2: 1 FC1-4 2-3: 1B		B: C SI 88, B FF 88, X SL 80 1-1: 1 G6-4-3 1B		B: C FF 92, B CH 83, F SI 92, B SL 81, B FF 92, F SI 91, F FF 92, F FF 91, F FF 93 3-3: C SL 80 ③ K			4 0	0 0	3 0	1 0	0 0	1 0	0 0
1 Luis Castillo, S (1, 4) OBP: 0.351, SLG: 0.314	B: B SI 92, 1 SAFE, X CH 82 1-0: G1-3 ③		B: X SI 90 0-0: FC1-4 ③ 1-2f		B: C CH 83, B SI 89, X SI 89 1-1: G6-4-3 ② ③ 1-2f			B: B SI 89, X FF 88 1-0: L7 ①		4	0	0	0	0	0	4
4 Robinson Cancel, R (1, 2) OBP: 0.239, SLG: 0.295		B: B SI 89, B CH 82, X SI 90 2-0: F7 ①		B: C FF 90, F SL 86, B FF 91, S FF 92 1-3: K ①		B: X SI 87 0-0: P6 ①		B: C SI 89, F SL 83, F SI 90, F CU 73, S FF 88 0-3: K ②		4	0	0	0	0	2	0
49 Jonathon Niese, L (1, 1) OBP: 0.200, SLG: 0.200 28 Daniel Murphy, L (8, PH) OBP: 0.450, SLG: 0.541 Luis Ayala, R (9, 1)		B: B FF 89, C FF 90, C FF 91, F FF 91, C SL 79 1-3: K ②		B: B SI 88, B FF 88, C SI 89, C SI 90, X SI 91 2-2: 7 FC4-6 1B		B: C FF 88, F SI 88, B CH 82, S CH 83 1-3: K ②		B: C FF 91, B CH 81, X CH 81 1-1: 7 1B 1B		3 1 0	0 0 0	1 1 0	0 0 0	0 0 0	2 0 0	0 0 0
Inning Stats	R: 3, E: 0, K: 0, S: 14; H: 4, LOB: 1, BB: 0, P: 22	R: 1, E: 0, K: 1, S: 9; H: 1, LOB: 0, BB: 0, P: 15	R: 0, E: 0, K: 2, S: 15; H: 2, LOB: 2, BB: 0, P: 21	R: 0, E: 0, K: 2, S: 15; H: 1, LOB: 3, BB: 2, P: 28	R: 0, E: 0, K: 0, S: 5; H: 1, LOB: 0, BB: 0, P: 7	R: 0, E: 0, K: 0, S: 13; H: 1, LOB: 1, BB: 0, P: 15	R: 1, E: 0, K: 1, S: 14; H: 1, LOB: 0, BB: 0, P: 20	R: 0, E: 0, K: 1, S: 12; H: 2, LOB: 2, BB: 0, P: 16		1B: 9, 2B: 1, 3B: 0, HR: 3	SF: 0, SAC: 0, DP: 1, HBP: 0			WP: 1, PB: 0, SB: 1, CS: 0	PA: 38	

livebaseballscorecards.com

AB	36
R	5
H	13
RBI	5
BB	2
SO	8
LOB	13

PITCHER		IP	WLS	BF	H	R	ER	SO	BB	IBB	HBP	BLK	WP	HR	S	P	ERA	WHIP
37 Jo-Jo Reyes, L ERA: 5.5	(1, 1)	2.0	L	11	5	4	4	1	0	0	0	0	0	2	23	37	18.00	2.500
38 Buddy Carlyle, R ERA: 4.07	(3, 1)	2.0		11	3	0	0	4	2	0	0	0	1	0	30	49	0.00	2.500
Vladimir Nunez, R ERA: 4.81	(5, 1)	2.0		7	2	0	0	1	0	0	0	0	0	0	18	22	0.00	1.000
Jeff Ridgway, L ERA: 3.72	(7, 1)	1.0		4	1	1	1	1	0	0	0	0	0	1	14	20	9.00	1.000
Elmer Dessens, R ERA: 22.5	(8, 1)	1.0		5	2	0	0	1	0	0	0	0	0	0	12	16	0.00	2.000

PITCHER	IP	WLS	BF	H	R	ER	SO	BB	IBB	HBP	BLK	WP	HR	S	P	ERA	WHIP

Batter	1	2	3	4	5	6	7	8	9	AB	R	H	RBI	BB	SO	LOB
Josh Anderson, L (1, 8) OBP: 0.333, SLG: 0.382	C FF 89 C FF 91 F FF 91 S FF 92 0-3 ① K		B FF 88 S FF 89 C SL 77 X SL 79 1-2 14 SH1 10 2B 1B		F FF 87 C FF 91 B SL 79 B FF 92 B FF 91 S FF 91 3-3 ① K		S C FF 93 F SL 79 S 0-3 ③ K		X 0-0 ① G4-3	5	1	1	0	0	3	0
14 Martín Prado, R (1, 4) OBP: 0.389, SLG: 0.486 51 Michael Gonzalez, R (9, 1)	F FF 90 F FF 92 F FF 91 F FF 92 B FF 92 B SL 77 B SL 80 B FF 92 4-2 10 1B 4 1B BB		X CH 76 0-0 ① SH1 1-2		B FF 91 B CH 81 C FF 91 C FF 90 B B FF 93 4-2 10 G4-3 BB			C SI 88 X SI 90 0-1 16 1B 1B	C SI 88 B CH 74 B SL 82 B SI 87 B SI 87 4-1 10 1B 1 2B BB	1 0	2 0	1 0	0 0	3 0	0 0	0 0
10 Chipper Jones, S (1, 5) OBP: 0.464, SLG: 0.572	C FF 90 X CH 79 0-1 4 1B 1-2 1B		D SL 75 F FF 89 X FF 91 1-1 2-H 2B		B SL 79 B FF 92 B SL 76 C FF 90 X FF 92 3-1 ② G4-3 1-2			C SI 90 X SL 81 0-1 ① P4	C X SL 82 0-1 1 2B SF8 1-2 1B	5	1	3	1	0	0	2
16 Brian McCann, L (1, 2) OBP: 0.371, SLG: 0.525 1 Grégor Blanco, L (8, PR) OBP: 0.372, SLG: 0.316 (8, 9) (9, 7)	D SL 78 B FF 89 C FF 92 F FF 90 D SL 79 F FF 93 X FF 92 3-2 ② F7		B FF 90 S SL 76 D SL 77 B SL 77 B FF 89 4-1 BB		B FF 91 D SL 79 X SI 91 2-0 ③ F8			C SI 89 X SI 89 0-1 1-2 1B	B B SI 88 S SI 87 F SI 88 B SL 80 F SI 87 X SI 88 3-2 1-3 2-H 2B	3 1	0 0	1 1	0 1	1 0	0 0	3 0
4 Omar Infante, R (1, 7) OBP: 0.349, SLG: 0.432 (9, 6)	C SL 80 X FF 90 0-1 1-2 2-H 1B		C SL 73 D SL 79 B FF 90 F FF 91 S SL 79 2-3 ② K			B FF 87 C SL 75 X SL 78 1-1 ① F7		C SL 79 S SL 80 S SL 80 0-3 ② K	I IN 58 I IN 60 I IN 62 I IN 61 4-0 IBB	4	0	1	1	1	2	4
7 Jeff Francoeur, R (1, 9) OBP: 0.291, SLG: 0.353 Corky Miller, R (8, 2) OBP: 0.156, SLG: 0.138	F SL 79 C SL 79 X SL 79 0-2 ③ F9		X SL 77 0-0 ③ P3			X FF 88 0-0 ② F8		B SL 81 C SL 80 S SL 81 D SL 80 F SL 80 C SI 93 2-3 ③ K	C CU 80 F FF 93 B CU 81 X CU 81 1-2 ② SF8 3-H	4 0	0 0	0 0	0 1	0 0	1 0	6 0
22 Casey Kotchman, L (1, 3) OBP: 0.328, SLG: 0.408		C SL 75 B C SL 78 B SL 78 F FF 91 F SL 78 B FF 93 F FF 91 S FF 93 3-3 ① K		B SL 76 B FF 88 S FF 90 X FF 90 2-1 ① F8		F FF 90 B FF 90 B FF 92 F X SL 80 2-2 ③ L8			2 1B HR 1B B CH 79 F FF 96 X FF 95 1-1 ③ F7	5	1	1	0	0	1	2
Brent Lillibridge, R (1, 6) OBP: 0.212, SLG: 0.302 2 Kelly Johnson, L (9, PH) OBP: 0.350, SLG: 0.448 (9, 4)		F FF 91 S SL 79 B FF 91 S SL 80 1-3 ② K		X FF 89 0-0 ② F8			C FF 86 B CH 80 X 1-1 ① P4		X FF 89 0-0 1-2 HR 1B	3 1	0 1	0 1	0 0	0 0	1 0	0 0
57 Jorge Campillo, R (1, 1) OBP: 0.209, SLG: 0.214 30 Jeff Bennett, R (4, 1) OBP: 0.364, SLG: 0.333 Will Ohman, L (6, 1) 19 Yunel Escobar, R (7, PH) OBP: 0.365, SLG: 0.402 Julian Tavarez, L (7, 1) Jorge Julio, R (8, 1) Greg Norton, S (9, PH) OBP: 0.361, SLG: 0.444 28 Brandon Jones, L (9, 9) OBP: 0.311, SLG: 0.408		B FF 92 B FF 92 C FF 91 S FF 92 C FF 92 2-3 ③ K		B FF 88 C FF 89 C FF 92 B FF 92 S FF 92 2-3 ③ K			B CU 60 X 1-0 ② G5-3		F CH 86 B CH 86 C CH 86 B FF 91 F FF 91 D CH 86 F SL 83 X FF 90 3-2 1-H 2-H HR	2 0 0 1 0 0 0 1 0	0 0 0 0 0 0 0 1 0	0 0 0 0 0 0 0 1 0	0 0 0 0 0 0 0 3 0	0 0 0 0 0 0 0 0 0	2 0 0 0 0 0 0 0 0	0 0 0 0 0 0 0 0 0
Inning Stats	R: 1 E: 0 K: 1 S: 19 H: 2 LOB: 2 BB: 1 P: 26	R: 0 E: 0 K: 3 S: 12 H: 0 LOB: 0 BB: 0 P: 18	R: 1 E: 0 K: 1 S: 11 H: 2 LOB: 2 BB: 1 P: 19	R: 0 E: 0 K: 1 S: 6 H: 0 LOB: 0 BB: 0 P: 10	R: 0 E: 0 K: 1 S: 8 H: 0 LOB: 1 BB: 1 P: 20	R: 0 E: 0 K: 0 S: 6 H: 0 LOB: 0 BB: 0 P: 9	R: 0 E: 0 K: 1 S: 7 H: 0 LOB: 0 BB: 0 P: 9	R: 0 E: 0 K: 2 S: 13 H: 2 LOB: 2 BB: 0 P: 15	R: 5 E: 0 K: 0 S: 20 H: 5 LOB: 2 BB: 2 P: 37	1B: 8 2B: 2 3B: 0 HR: 1 SF: 1 SAC: 1 DP: 0 HBP: 0						

PITCHER		IP	WLS	BF	H	R	ER	SO	BB	IBB	HBP	BLK	WP	HR	S	P	ERA	WHIP
Oliver Pérez, L ERA: 4.09	(1, 1)	7.0		28	4	2	2	8	3	0	0	0	0	0	69	111	2.57	1.000
Scott Schoeneweis, L ERA: 3.08	(8, 1)	0.1	H	3	2	0	0	0	0	0	0	0	0	0	6	6	0.00	6.000
Joe Smith, R ERA: 3.55	(8, 1)	0.2	H	2	0	0	0	2	0	0	0	0	0	0	7	9	0.00	0.000
Luis Ayala, R ERA: 5.48	(9, 1)	0.0	L	3	3	3	3	0	0	0	0	0	0	1	7	11	∞	∞
25 Pedro Feliciano, L ERA: 4.09	(9, 1)	0.1		5	2	1	1	0	1	1	0	0	0	0	8	19	27.00	9.000

PITCHER		IP	WLS	BF	H	R	ER	SO	BB	IBB	HBP	BLK	WP	HR	S	P	ERA	WHIP
43 Brian Stokes, R ERA: 3.08	(9, 1)	0.2		2	0	1	1	0	0	0	0	0	0	0	5	7	13.50	0.000

Atlanta Braves @ New York Mets

Shea Stadium, Flushing, NY

Sun Sep 14 2008, 1:10 PM EDT

Att. 56,039 - Partly Cloudy - 86 F

TOP

livebaseballscorecards.com

AB	36
R	7
H	11
RBI	7
BB	5
SO	10
LOB	17

Batter	1	2	3	4	5	6	7	8	9	AB	R	H	RBI	BB	SO	LOB
7 José Reyes, S (1, 6) OBP: 0.360, SLG: 0.478	B FF 84 B FF 85 C FF 84 C FF 86 B CH 74 X FF 87 3-2 ① P5	C CH 75 F SL 82 F FF 86 X CU 72 0-2 ③ G3		C FF 85 X CH 74 0-1 28 FC3-6 1-2 1B			C SI 89 C SL 82 B CH 84 X SL 83 1-2 ① G1-3	B FF 96 D SI 95 B SL 82 I IN 74 4-0 S IBB		4	0	1	0	1	0	1
28 Daniel Murphy, L (1, 7) OBP: 0.442, SLG: 0.528 Endy Chavez, L (8, 7) OBP: 0.310, SLG: 0.335	B FF 86 B CH 76 C FF 86 C FF 87 F CH 75 B FF 88 S FF 86 3-3 ② K		B FF 82 B FF 84 C FF 84 C FF 86 F CH 74 X CH 74 2-2 5 HR 1B	X FF 86 0-0 ② FC3-6 1-2f 2-H			B CH 83 C SL 80 B CH 85 S CH 83 F SL 80 F SL 81 B SI 92 F FF 89 X CH 82 3-2 E6 21 BLK 5 1B	1 SAFE C SL 81 C FF 96 B SL 83 X FF 96 1-2 ③ G3 1-2		4 1	1 0	1 0	0 0	0 0	1 0	1 2
5 David Wright, R (1, 5) OBP: 0.389, SLG: 0.540	B FF 86 B SL 83 B SL 81 C FF 86 F SI 87 X SL 82 3-2 HR		F SL 82 B SI 86 X SI 85 1-1 1-H HR	1 SAFE C SL 86 F SL 85 C SI 93 0-3 ③ K			B SI 92 F SI 92 F SI 92 X FF 93 1-2 21 BLK 1B		B FF 94 C FF 94 B SL 84 F FF 94 X FF 95 2-2 21 1B 1B	5	2	4	3	0	1	1
21 Carlos Delgado, L (1, 3) OBP: 0.350, SLG: 0.516	C CU 70 B FF 87 X CH 74 1-1 2B		F FF 86 B FF 86 F SL 84 F FF 88 X FF 88 1-2 ① G1-5-3		B SI 92 X SI 92 1-0 15 G6-3 1B		S FF 91 F SI 91 S SI 90 0-3 ② K 1-2 2-3		B FF 95 C FF 95 B FF 95 B FF 94 X FF 94 3-1 1-2 1B	5	0	3	0	0	1	2
15 Carlos Beltrán, S (1, 8) OBP: 0.374, SLG: 0.496	S CH 73 C FF 86 F CU 70 B FF 86 D CU 70 B FF 85 F CU 70 B CH 74 4-2 BB		X CU 68 0-0 ② G3-1	B FF 91 C FF 92 X SL 86 1-1 ①② G6-3 1-2f			I IN 75 I IN 76 I IN 77 I IN 78 4-0 IBB		C FF 94 X SL 85 0-1 ① L8	3	0	0	0	2	0	3
19 Ryan Church, L (1, 9) OBP: 0.355, SLG: 0.481 17 Fernando Tatis, R (9, PH) OBP: 0.373, SLG: 0.487	B CH 71 B CH 71 C CU 68 C FF 85 S CH 74 2-3 ③ K		B FF 86 B SL 82 B FF 85 C FF 85 F SL 81 F FF 86 X CH 74 3-2 1B		B SI 94 B SI 93 C SI 93 S SL 86 C SI 93 2-3 ③ K		B SL 80 F CH 84 F CH 84 C SI 90 1-3 ③ K		B FF 94 B FF 95 C SL 80 S FF 93 F FF 95 S SL 85 2-3 ② K	4 1	0 0	1 0	0 0	0 0	3 1	5 2
1 Luis Castillo, S (1, 4) OBP: 0.349, SLG: 0.312		C FF 85 B FF 87 X FF 87 1-1 ① G6-3	1 SAFE B FF 84 X SI 84 1-0 ③ L7			C FF 88 B CH 86 C FF 89 F SL 81 B FF 91 B FF 91 S SL 80 3-3 ① K		B FF 94 C SL 78 B SL 79 C FF 94 X SL 80 3-2 9 F9 23 S 1B	B FF 95 X SL 80 1-0 ③ G4-3	5	0	1	0	0	1	3
23 Brian Schneider, L (1, 2) OBP: 0.342, SLG: 0.351		B CH 75 S SL 83 X CU 70 1-1 SH2-4 1B		C FF 81 B FF 85 B CH 73 F CH 72 B FF 86 X FF 86 3-2 ① G4-3			C SL 80 S SL 81 B SL 82 X SL 81 1-2 ② F7	L FF 95 L SL 82 1 SAFE S SL 82 0-3 ① K 1-2		4	0	1	0	0	1	1
Oliver Pérez, L (1, 1) OBP: 0.182, SLG: 0.137 Scott Schoeneweis, L (8, 1) Joe Smith, R (8, 1) 9 Marlon Anderson, L (8, PH) OBP: 0.257, SLG: 0.285 Luis Ayala, R (9, 1) 25 Pedro Feliciano, L (9, 1) 43 Brian Stokes, R (9, 1) OBP: 0.667, SLG: 0.667		L FF 86 B CU 71 X FF 86 1-1 ② SH2-4 1-2		B FF 86 B FF 85 C FF 84 F FF 86 B FF 86 X FF 86 3-2 7 1B 28 FC3-6 1B			B FF 90 B FF 90 C FF 89 X FF 90 2-1 ③ L5	B SL 81 B SL 82 B FF 95 C FF 95 X FF 94 3-1 ② F9 2-3		2 0 0 1 0 0 0 0	1 0 0 0 0 0 0 0	1 0 0 0 0 0 0 0	0 0 0 0 0 0 0 0	0 0 0 0 0 0 0 0	0 0 0 1 0 0 0 0	0 0 0 0 0 0 0 0
Inning Stats	R: 1 E: 0 K: 2 S: 19 H: 2 LOB: 2 BB: 1 P: 35	R: 0 E: 0 K: 0 S: 10 H: 1 LOB: 1 BB: 0 P: 13	R: 2 E: 0 K: 0 S: 16 H: 3 LOB: 1 BB: 0 P: 24	R: 1 E: 1 K: 1 S: 12 H: 2 LOB: 1 BB: 0 P: 18	R: 0 E: 0 K: 1 S: 6 H: 1 LOB: 0 BB: 0 P: 10	R: 0 E: 0 K: 1 S: 9 H: 0 LOB: 0 BB: 0 P: 15	R: 0 E: 1 K: 2 S: 18 H: 1 LOB: 3 BB: 1 P: 28	R: 0 E: 0 K: 1 S: 11 H: 1 LOB: 2 BB: 1 P: 22	R: 0 E: 0 K: 1 S: 12 H: 2 LOB: 2 BB: 0 P: 20	1B: 10 2B: 1 3B: 0 HR: 2 SF: 0 SAC: 1 DP: 1 HBP: 0						

PITCHER		IP	WLS	BF	H	R	ER	SO	BB	IBB	HBP	BLK	WP	HR	S	P	ERA	WHIP
57 Jorge Campillo, R ERA: 3.79	(1, 1)	3.2		20	8	4	3	2	1	0	0	0	0	2	54	87	7.36	2.455
30 Jeff Bennett, R ERA: 4.01	(4, 1)	1.1		4	1	0	0	2	0	0	0	0	0	0	9	13	0.00	0.750
Will Ohman, L ERA: 3.49	(6, 1)	1.0		3	0	0	0	1	0	0	0	0	0	0	9	15	0.00	0.000
Julian Tavarez, R ERA: 4.89	(7, 1)	1.0		6	1	0	0	2	0	1	0	1	0	0	18	28	0.00	1.000
Jorge Julio, R ERA: 4.5	(8, 1)	1.0	W	5	1	0	0	1	0	1	0	0	0	0	11	22	0.00	1.000

PITCHER		IP	WLS	BF	H	R	ER	SO	BB	IBB	HBP	BLK	WP	HR	S	P	ERA	WHIP
51 Michael Gonzalez, L ERA: 3.99	(9, 1)	1.0	S	5	2	0	0	1	0	0	0	0	0	0	12	20	0.00	2.000

BOTTOM

Atlanta Braves @ New York Mets

Shea Stadium, Flushing, NY

Sun Sep 14 2008, 1:10 PM EDT

Att. 56,039 - Partly Cloudy - 86 F

livebaseballscorecards.com

AB	39
R	4
H	13
RBI	3
BB	3
SO	9
LOB	22

WP: 0 PA: 43
PB: 0
SB: 2
CS: 0

Batter	1	2	3	4	5	6	7	8	9	AB	R	H	RBI	BB	SO	LOB
11 Jimmy Rollins, S (1, 6) OBP: 0.348, SLG: 0.445	B FF 85 C FF 85 X FF 88 1-1 26 FC1-6 1B		C FF 89 B CU 73 B CU 73 X FF 90 2-1 26 2B	C SL 80 X CU 74 0-1 ③ G4-3		C FF 90 B SL 81 F SL 86 S FF 91 1-3 ③ K		C CH 81 B SL 80 B FF 88 X SI 89 2-1 ① F8		5	1	2	0	0	1	1
26 Chase Utley, L (1, 4) OBP: 0.377, SLG: 0.533	C FF 86 F FF 88 1 SAFE X CH 78 0-2 ① FC1-6 1-2f		C FF 89 B FF 89 F FF 88 B FF 88 X CH 79 2-2 28 HR 2B 2-H		C CU 71 X CU 73 0-1 ① P5		C SI 88 B FF 89 X SI 89 1-1 ① L8	B SL 80 X SI 89 1-0 ② F9		5	1	1	1	0	0	1
28 Jayson Werth, R (1, 9) OBP: 0.378, SLG: 0.519	B FF 88 C FF 88 C CH 79 F FF 89 F SL 80 F SL 78 1 SAFE B FF 91 F FF 90 2-2 ② X CH 78 L8		C FF 88 B CH 78 C FF 87 B FF 89 D CU 75 F SL 80 X CH 79 3-2 HR 2-H		B SL 79 B SL 78 C FF 88 C CU 73 X FF 90 2-2 6 1B 1B		C FF 88 F CH 84 B SI 89 X SL 80 1-2 6 3B 1B	B SI 91 C SI 90 B SI 92 B SI 89 F SI 90 F SL 81 B SI 91 4-2 6 HR BB		4	3	3	2	1	0	1
6 Ryan Howard, L (1, 3) OBP: 0.335, SLG: 0.537	B FF 88 X FF 90 1-0 ③ G4-3		B FF 88 B FF 89 X FF 89 2-0 8 2B 1B		D CH 78 B CU 71 S CH 77 C FF 89 1 SAFE X SL 80 2-2 1-2 1B		S SL 78 B SL 80 B SL 80 D SL 81 F FF 89 X SL 80 3-2 1-H 8 1B 3B	B SL 81 B SL 80 C SL 81 B FF 92 X FF 92 3-2 1-H HR		5	2	4	3	0	0	1
Pat Burrell, R (1, 7) OBP: 0.367, SLG: 0.506 4 Eric Bruntlett, R (8, 7) OBP: 0.297, SLG: 0.293		S FF 88 B FF 89 F FF 88 S FF 90 1-3 ① K	C SL 78 F FC 87 B FF 88 S SL 81 1-3 ② K		S FF 89 F FF 89 B SL 86 F FF 90 B CU 74 S FF 89 3-3 ② K		B SL 86 S SL 86 S SI 93 B SL 88 S SL 87 2-3 ② K	B SL 80 F FF 92 B SL 82 B SL 80 F FF 90 F SL 82 S FF 92 3-3 ③ K		5 0	0 0	0 0	0 0	0 0	5 0	4 0
8 Shane Victorino, S (1, 8) OBP: 0.348, SLG: 0.430		C FF 89 F CU 72 B FF 89 B FF 89 X CH 80 2-2 1B	F FF 87 F FF 88 B FF 87 D CU 75 D CU 76 F FF 89 F FF 90 X FF 89 3-2 ③ 1-H 2B		B FF 89 S FF 89 F FF 91 D CH 82 X SL 86 2-2 ③ G3-1		B FF 92 C SI 93 X SI 94 1-1 19 BB 7 E 1B 3-H			B SL 78 S FF 92 F SL 80 B FF 93 F SL 82 S CH 84 2-3 ① K	5	0	3	1	0	1	2
7 Pedro Feliz, R (1, 5) OBP: 0.300, SLG: 0.403	B FF 88 X FF 88 1-0 ② F7			B FF 85 C FF 86 B CU 72 C CH 76 X FF 89 2-2 ① L8		B CU 74 C FF 90 X SL 86 1-1 ① G5-3	1 SAFE B SI 93 1 SAFE F SL 86 C SL 86 X SL 86 1-2 FC6 19 BB 1-2		B FF 94 B FF 94 S FF 93 F SL 81 B SL 82 F FF 94 F SL 80 B CH 85 4-2 BB	4	0	0	0	1	0	2
51 Carlos Ruiz, R (1, 2) OBP: 0.324, SLG: 0.313 19 Greg Dobbs, L (7, PH) OBP: 0.327, SLG: 0.467 27 Chris Coste, R (7, 2) OBP: 0.326, SLG: 0.434		1 SAFE C FF 88 1 SAFE 1 SAFE F FF 89 P PO 81 B FF 90 1 SAFE B FF 88 3-2 ③ F7		C CU 71 B FF 89 B FC 88 X FF 88 2-1 HR		B FF 89 B FF 89 C FF 88 F FF 89 B SL 85 B SL 84 4-2 SH1-4 BB	B SI 92 S SL 87 B SI 94 B SL 86 F SL 86 B SI 94 4-2 1-2 2-3 BB		1 SAFE C FF 93 F FF 93 F SL 81 F CH 86 S SL 83 0-3 ② K	2 0 1	1 0 0	1 0 0	1 0 0	1 1 0	0 0 1	1 0 1
Jamie Moyer, L (1, 1) OBP: 0.185, SLG: 0.104 37 Chad Durbin, R (6, 1) OBP: 0.111, SLG: 0.111 47 Scott Eyre, L (6, 1) 12 Matt Stairs, L (7, PH) OBP: 0.343, SLG: 0.395 46 Ryan Madson, L (7, 1) Geoff Jenkins, L (9, PH) OBP: 0.303, SLG: 0.393 54 Brad Lidge, R (9, 1)			B FF 87 C FC 86 F FF 87 S FF 88 1-3 ① K	C FF 86 S FF 88 S FF 88 0-3 ② K		L FF 87 X FF 88 0-1 ② SH1-4 1-2	B SI 94 C FF 91 F SL 86 B SL 86 F SI 94 X SI 94 2-2 ③ G3-1		B FF 95 B CH 85 F FF 94 F FF 95 F SL 81 F CH 86 B FF 95 S SL 82 3-3 ③ K	2 0 0 1 0 1 0	0 0 0 0 0 0 0	0 0 0 0 0 0 0	0 0 0 0 0 0 0	0 0 0 0 1 1 0	2 0 0 0 1 1 0	0 0 0 3 0 1 0

| Inning Stats | | |

Batter	1	2	3	4	5	6	7	8	9	AB	R	H	RBI	BB	SO	LOB
Josh Anderson, L (1, 8) OBP: 0.327, SLG: 0.366	B FC 79 F SI 81 X CH 75 1-1 G4-3 ①		C FC 75 H SI 82 1-1 10 1B 14 WP 16 1B HBP	B CU 68 X FF 79 1-0 G3-1 ③		B SI 82 F CH 76 D CH 76 B SI 82 X FC 78 3-1 G3 ② 1-2 2-3 3-H		S FF 95 C FF 93 B FC 90 T FF 95 1-2 K ②		4	1	0	1	0	1	2
14 Martín Prado, R (1, 4) OBP: 0.388, SLG: 0.481 2 Kelly Johnson, L (6, PH) OBP: 0.350, SLG: 0.448 (7, 4)	B FC 79 C FC 80 B CH 75 F SI 82 S SI 81 2-3 K ②		B FC 79 B SI 82 B SI 82 B SI 82 4-0 16 1B 10 1B 22 1B 1-2 BB		X FC 77 0-0 F7 ①	S CH 83 X CH 81 0-1 16 1B 2-H 3-H 1B		F CH 83 X FF 94 0-1 G1-3 ③		2 2	1 1	0 1	0 1	1 2	1 0	0 0
10 Chipper Jones, S (1, 5) OBP: 0.467, SLG: 0.571	B SI 82 F FF 81 B FC 80 B CH 76 B CU 69 4-1 BB		X CH 75 0-0 16 1B 22 1B 1-2 2-3 1B		X CH 73 0-0 F8 ②	I IN 64 I IN 67 I IN 69 4-0 16 1B IBB			B SL 84 B SL 82 B FF 92 B FF 93 4-0 7 BB 4 G5-3 BB	2	1	1	0	3	0	0
16 Brian McCann, L (1, 2) OBP: 0.373, SLG: 0.526	B SI 82 B SI 82 X CH 76 2-0 G6-3 ③		B CH 75 F CH 75 F FC 78 X FF 81 1-2 22 1B 1-2 2-3 3-H 1B		C SI 81 X CH 74 0-1 1B	B SL 80 B SL 76 F FF 89 C FF 88 X SL 81 2-2 4 FC6-4 1-2 2-H 1B			C FF 92 B FF 94 F SL 85 B FF 94 1 SAFE D FF 85 X SL 84 3-2 P4 ①	5	0	3	2	0	0	2
4 Omar Infante, R (1, 7) OBP: 0.346, SLG: 0.428 (8, 6)		C FC 79 X FC 78 0-1 22 FC4-6 1B	B SI 82 B SI 82 B FC 79 C SI 82 S CH 75 S CH 74 3-3 K ②		F CH 74 1 SAFE F CU 68 1 SAFE D CH 74 C FC 79 1-3 K ③	X FF 90 0-0 FC6-4 ③ 1-2f			S SL 84 B FF 86 X SL 85 1-1 G5-3 ② 1-2	5	0	1	0	0	2	7
22 Casey Kotchman, L (1, 3) OBP: 0.328, SLG: 0.407		F CH 75 X CH 75 0-1 FC4-6 ① 1-2f	X FC 79 0-0 1-3 2-H 3-H 1B			B SI 82 B CH 75 C FC 78 X SI 81 2-1 G4-3 ① B FF 94 C CH 80 F CH 83 S FF 95 1-3 K ①			S SL 84 B FF 85 B SL 85 2 SAFE B SL 85 B SL 83 4-1 7 BB BB	4	0	1	2	1	1	1
7 Jeff Francoeur, R (1, 9) OBP: 0.292, SLG: 0.352		1 SAFE X CH 75 0-0 F8 ② B CH 75 B FC 79 S CH 75 F CH 74 F CH 74 B SI 83 X CH 75 3-2 F9 ③				B FC 79 F FC 78 X SI 80 1-1 BB BB G3 1B X FC 91 0-0 G1-3 ②			B SL 85 C FF 92 B SL 85 S FF 92 B FF 94 F SL 84 F SL 84 F FF 93 F FF 94 4-2 B FF 92 1-2 2-3 BB	4	1	1	0	1	0	3
Brent Lillibridge, R (1, 6) OBP: 0.217, SLG: 0.292 1 Grégor Blanco, L (7, PH) OBP: 0.370, SLG: 0.314 (8, 7)		1 SAFE 1 SAFE C CH 74 S CH 75 S CH 75 0-3 K ③		X FC 79 0-0 G4-3 ①		C CH 73 C CH 74 B SI 82 F CH 73 B CH 73 B CH 74 B CH 74 4-2 G3 BB 2 1B 1-2 BB C FF 94 F CH 82 B FF 95 C FF 96 2-3 K ③			S SL 84 C SL 84 D SL 83 B SL 81 S SL 83 2-3 K ③	2 2	1 0	0 0	0 0	1 0	1 2	1 3
61 James Parr, R (1, 1) OBP: 0.000, SLG: 0.000 38 Buddy Carlyle, L (5, 1) OBP: 0.429, SLG: 0.286 Greg Norton, S (6, PH) OBP: 0.364, SLG: 0.444 Will Ohman, L (7, 1) 30 Jeff Bennett, R (7, 1) OBP: 0.000, SLG: 0.000 Julian Tavarez, L (8, 1) 51 Michael Gonzalez, R (8, 1) Ruben Gotay, S (8, PH) OBP: 0.286, SLG: 0.333 Jorge Julio, R (9, 1)			B SI 81 C CH 74 C FC 79 B FC 80 S CH 75 2-3 K ① C CH 74 F CH 75 C FF 81 0-3 K ②			C FC 78 B CH 75 F CH 74 B SI 81 D CH 73 B FC 78 4-2 G3 2 1B 1-2 2-3 BB		B FF 93 C FF 93 B FC 90 C FF 95 F CH 84 X FF 94 2-2 P3 ①	2 0 0 0 0 0 0 0 1	0 0 1 0 0 0 0 0 0	0 0 0 0 0 0 0 0 0	0 0 0 0 0 0 0 0 0	0 0 1 0 0 0 0 0 0	2 0 0 0 0 0 0 0 0	0 0 0 0 0 0 0 0 0
Inning Stats	R: 0 E: 0 K: 1 S: 7 H: 0 LOB: 1 BB: 1 P: 16	R: 0 E: 0 K: 1 S: 8 H: 1 LOB: 1 BB: 0 P: 8	R: 3 E: 0 K: 2 S: 16 H: 3 LOB: 2 BB: 1 P: 30	R: 0 E: 0 K: 1 S: 5 H: 0 LOB: 0 BB: 0 P: 6	R: 0 E: 0 K: 1 S: 7 H: 1 LOB: 1 BB: 0 P: 8	R: 4 E: 0 K: 0 S: 17 H: 3 LOB: 2 BB: 3 P: 37	R: 0 E: 0 K: 2 S: 7 H: 0 LOB: 0 BB: 0 P: 10	R: 0 E: 0 K: 1 S: 9 H: 0 LOB: 0 BB: 0 P: 12	R: 0 E: 0 K: 1 S: 15 H: 0 LOB: 3 BB: 3 P: 33	1B: 8 2B: 0 3B: 0 HR: 0	SF: 0 SAC: 0 DP: 0 HBP: 1					

PITCHER		IP	WLS	BF	H	R	ER	SO	BB	IBB	HBP	BLK	WP	HR	S	P	ERA	WHIP
Jamie Moyer, L ERA: 3.86	(1, 1)	5.2		28	6	6	6	6	4	0	1	0	1	0	54	93	9.53	1.765
37 Chad Durbin, R ERA: 2.98	(6, 1)	0.0		2	1	0	0	0	0	1	0	0	0	0	2	6	∞	∞
47 Scott Eyre, L ERA: 4.37	(6, 1)	0.1		2	1	1	1	0	0	0	0	0	0	0	4	6	27.00	3.000
46 Ryan Madson, R ERA: 3.16	(7, 1)	2.0	W	6	0	0	0	3	0	0	0	0	0	0	16	22	0.00	0.000
54 Brad Lidge, R ERA: 1.96	(9, 1)	1.0	S	6	0	0	0	1	3	0	0	0	0	0	15	33	0.00	3.000

PITCHER	IP	WLS	BF	H	R	ER	SO	BB	IBB	HBP	BLK	WP	HR	S	P	ERA	WHIP

BOTTOM

Philadelphia Phillies @ Atlanta Braves

Turner Field, Atlanta, GA

Tue Sep 16 2008, 7:00 PM EDT

Att. 30,319 - Cloudy - 71 F

livebaseballscorecards.com

AB	35
R	7
H	8
RBI	7
BB	8
SO	10
LOB	19

WP: 1 PA: 44
PB: 0
SB: 0
CS: 0

Philadelphia Phillies @ Atlanta Braves

Turner Field, Atlanta, GA

Wed Sep 17 2008, 7:00 PM EDT

Att. 32,821 - Overcast - 67 F

livebaseballscorecards.com

Batter	1	2	3	4	5	6	7	8	9	AB	R	H	RBI	BB	SO	LOB
11 Jimmy Rollins, S (1, 6) OBP: 0.347, SLG: 0.443	G3-1	F7		26 S 1B			G4-3		G4-3	5	0	1	0	0	0	0
26 Chase Utley, L (1, 4) OBP: 0.377, SLG: 0.531	28 BB 6 1B BB	F9		K			BB		G5-3	3	1	0	0	2	1	2
28 Jayson Werth, R (1, 9) OBP: 0.380, SLG: 0.521	S 6 1B E BB	F9			6 G5-3 1B		K		2B	4	1	2	0	1	1	1
6 Ryan Howard, L (1, 3) OBP: 0.337, SLG: 0.536	8 1B E 51 1B 1B		L4-3 BB		G5-3			G5-3	IBB	3	1	1	1	2	0	1
Pat Burrell, R (1, 7) OBP: 0.366, SLG: 0.504 4 Eric Bruntlett, R (8, PR) OBP: 0.296, SLG: 0.291 (8, 7)	F9	L4-3	F7		F9			8 1B 7 G4-3 1B	K	4 1	0 1	1 0	0 0	0 0	0 1	2 2
8 Shane Victorino, S (1, 8) OBP: 0.350, SLG: 0.433	7 S 51 1B 1B					51 G5-4-3 1B		7 G4-3 1B		4	1	3	0	0	0	0
7 Pedro Feliz, R (1, 5) OBP: 0.300, SLG: 0.400	51 1B BB			P4		L6				3	0	0	1	1	0	2
51 Carlos Ruiz, R (1, 2) OBP: 0.326, SLG: 0.313	1B			11 1B 43 SH1-4 BB		G5-4-3			F9	3	0	1	2	1	0	3
43 J.A. Happ, L (1, 1) Geoff Jenkins, L (7, PH) OBP: 0.302, SLG: 0.392 37 Chad Durbin, R (7, 1) OBP: 0.111, SLG: 0.111 16 J.C. Romero, S (8, 1) 12 Matt Stairs, L (9, PH) OBP: 0.345, SLG: 0.406 55 Clay Condrey, R (9, 1) OBP: 0.333, SLG: 0.667	K			SH1-4			K		HR	1 1 0 0 1 0	0 0 0 0 1 0	0 0 0 0 1 0	0 0 0 0 1 0	0 0 0 0 0 0	1 0 0 0 0 0	2 0 0 0 0 0

TOP

AB	33
R	6
H	10
RBI	5
BB	7
SO	5
LOB	15

Inning Stats	1	2	3	4	5	6	7	8	9
	R: 4 E: 0 K: 1 S: 20	H: 3 LOB: 2 BB: 3 P: 43	R: 0 E: 0 K: 0 S: 9	H: 0 LOB: 0 BB: 0 P: 14	R: 0 E: 0 K: 0 S: 8	H: 0 LOB: 0 BB: 1 P: 14	R: 0 E: 0 K: 1 S: 9	H: 1 LOB: 2 BB: 1 P: 15	R: 0 E: 0 K: 0 S: 9	H: 1 LOB: 0 BB: 0 P: 11
	R: 0 E: 0 K: 0 S: 11	H: 1 LOB: 0 BB: 0 P: 14	R: 0 E: 0 K: 2 S: 11	H: 0 LOB: 1 BB: 1 P: 19	R: 1 E: 0 K: 0 S: 13	H: 2 LOB: 2 BB: 0 P: 16	R: 1 E: 0 K: 1 S: 12	H: 2 LOB: 2 BB: 1 P: 24		

| | | | | |

Philadelphia Phillies @ Atlanta Braves

Turner Field, Atlanta, GA

Wed Sep 17 2008, 7:00 PM EDT

Att. 32,821 - Overcast - 67 F

livebaseballscorecards.com

BOTTOM

Batter	1	2	3	4	5	6	7	8	9	AB	R	H	RBI	BB	SO	LOB
14 Martín Prado, R (1, 7) OBP: 0.380, SLG: 0.470	B FF 87 C FF 86 C CH 80 X SL 80 1-2 ① F9		C CH 77 B FF 88 B FF 88 X FF 87 2-1 ② G6-3		F FF 89 F FF 90 D CH 81 X CH 78 1-2 ③ G6-3			B FC 86 C FF 89 B CH 82 F FF 91 X SI 91 2-2 ② F8		4	0	0	0	0	0	2
2 Kelly Johnson, L (1, 4) OBP: 0.349, SLG: 0.447	B FF 87 C FF 88 B CH 80 C FF 88 F SL 82 F FF 90 X FF 90 2-2 ② G4-3		X SL 80 0-0 ③ F8			B FF 87 B FF 87 F FF 87 F FF 88 B FF 90 X FF 88 3-2 ① L3		C FC 87 B SI 91 B SI 91 B FF 92 X SI 91 3-1 10 BB 1B		4	0	1	0	0	0	0
10 Chipper Jones, S (1, 5) OBP: 0.467, SLG: 0.570	B FF 89 B FF 88 C FF 88 S FF 89 B FF 91 X SL 82 3-2 1B			B CU 68 F CH 77 F FF 88 F SL 81 X FF 90 1-2 ① G4-3		B FF 89 B FF 88 X FF 85 2-0 ② F8		B CH 83 B FC 88 B SI 91 B SI 90 4-0 1-2 BB		3	0	1	0	1	0	0
16 Brian McCann, L (1, 2) OBP: 0.371, SLG: 0.522	X FF 88 0-0 ③ F9			B SL 79 C FF 88 B CH 80 B FF 88 C FF 89 X FF 89 3-2 ② F8		X SL 82 0-0 ③ P6		B SI 92 X SI 93 1-0 ③ P1		4	0	0	0	0	0	3
4 Omar Infante, R (1, 6) OBP: 0.342, SLG: 0.422		C FF 87 B CU 72 B FF 88 B CH 78 X FF 87 3-1 ① F8		X CH 77 0-0 ③ F8			C FC 85 B FF 89 C SI 90 X FC 87 1-2 ① G6-3		B SI 90 F FF 90 X FF 90 1-1 ① G6-3	4	0	0	0	0	0	0
22 Casey Kotchman, L (1, 3) OBP: 0.330, SLG: 0.409		B CH 79 C FF 87 X FF 88 1-1 ② G5-3			X CH 77 0-0 2B		B SI 91 F FF 91 F FF 91 B FC 88 F CH 80 B FC 88 X FF 92 3-2 1B		B FC 88 F SI 91 B CH 83 F FC 88 B FF 89 X FF 90 3-2 ② G6-3	4	0	2	0	0	0	0
7 Jeff Francoeur, R (1, 9) OBP: 0.293, SLG: 0.353		C CH 79 B SL 81 S CH 78 X FF 89 1-2 1B			B CH 76 F CH 77 B FF 88 B SL 80 F FF 87 X CH 78 3-2 ① F7		S FC 86 B SI 91 F SI 90 C SI 91 1-3 ② K		F FF 90 X FF 90 0-1 DI 1B	4	1	2	0	0	1	2
Josh Anderson, L (1, 8) OBP: 0.317, SLG: 0.354 56 Blaine Boyer, R (8, 1) Greg Norton, S (9, PH) OBP: 0.367, SLG: 0.448		F SL 80 S FF 88 T FF 88 0-2 ③ K			F FF 88 B FF 90 X FF 88 1-1 ② F8		C CU 76 B FC 86 X FF 91 1-1 ③ G3		B FC 89 B FC 90 X FF 91 2-0 1-H 1B	3 0 1	0 0 0	0 0 1	0 0 1	0 0 1	1 0 0	3 0 0
49 Jair Jurrjens, R (1, 1) OBP: 0.194, SLG: 0.143 19 Yunel Escobar, R (5, PH) OBP: 0.366, SLG: 0.402 28 Brandon Jones, L (5, PR) OBP: 0.311, SLG: 0.408 Vladimir Nunez, R (6, 1) 1 Grégor Blanco, L (8, 8) OBP: 0.369, SLG: 0.313			C FF 85 B SL 80 B FF 87 F FF 87 B FF 88 S FF 87 3-3 ① K		B CH 78 D CH 79 F FF 89 B CH 80 C CH 79 B FF 90 4-2 BB			B CU 74 X FF 90 1-0 ① F8	F SI 91 X FC 89 0-1 ③ F7	1 0 0 0 2	0 0 0 0 0	0 0 0 0 0	0 1 0 0 0	0 0 0 0 0	1 0 0 0 1	0 0 0 0 0
Inning Stats	R: 0 H: 1 E: 0 LOB: 1 K: 0 BB: 0 S: 12 P: 18	R: 0 H: 1 E: 0 LOB: 1 K: 1 BB: 0 S: 10 P: 15	R: 0 H: 0 E: 0 LOB: 0 K: 1 BB: 0 S: 6 P: 11	R: 0 H: 0 E: 0 LOB: 0 K: 0 BB: 0 S: 8 P: 12	R: 0 H: 1 E: 0 LOB: 2 K: 0 BB: 1 S: 11 P: 20	R: 0 H: 0 E: 0 LOB: 0 K: 0 BB: 0 S: 5 P: 10	R: 0 H: 1 E: 0 LOB: 1 K: 1 BB: 0 S: 12 P: 18	R: 0 H: 1 E: 0 LOB: 2 K: 0 BB: 1 S: 7 P: 18	R: 1 H: 2 E: 0 LOB: 1 K: 0 BB: 0 S: 10 P: 16	1B: 6 2B: 1 3B: 0 HR: 0	SF: 0 SAC: 0 DP: 0 HBP: 0			WP: 0 PB: 0 SB: 0 CS: 0	PA: 36		

	AB	34
	R	1
	H	7
	RBI	1
	BB	2
	SO	3
	LOB	11

PITCHER		IP	WLS	BF	H	R	ER	SO	BB	IBB	HBP	BLK	WP	HR	S	P	ERA	WHIP
43 J.A. Happ, L ERA: 4.24	(1, 1)	6.0	W	22	3	0	0	2	1	0	0	0	0	0	52	86	0.00	0.667
37 Chad Durbin, R ERA: 2.92	(7, 1)	1.2		8	2	0	0	1	1	0	0	0	0	0	18	34	0.00	1.800
16 J.C. Romero, L ERA: 2.77	(8, 1)	0.1		1	0	0	0	0	0	0	0	0	0	0	1	2	0.00	0.000
55 Clay Condrey, R ERA: 3.38	(9, 1)	1.0		5	2	1	1	0	0	0	0	0	0	0	10	16	9.00	2.000

PITCHER	IP	WLS	BF	H	R	ER	SO	BB	IBB	HBP	BLK	WP	HR	S	P	ERA	WHIP

Batter	1	2	3	4	5	6	7	8	9	AB	R	H	RBI	BB	SO	LOB
11 Jimmy Rollins, S (1, 6) OBP: 0.347, SLG: 0.440	C FF 88 B SI 85 B FC 84 F SI 84 F FF 89 B FC 86 X SI 83 3-2 ① F8		C FF 88 B SI 85 X SI 84 1-1 ① G5-3		B CU 75 C FC 84 H FF 89 2-1 26 G4-6-3 HBP		B SI 84 X FF 88 1-0 ② F7		B SI 93 B SL 87 B FF 92 B FF 91 4-0 BB	3	0	0	0	1	0	0
26 Chase Utley, L (1, 4) OBP: 0.376, SLG: 0.528	B FF 88 X FC 86 1-0 28 E 1B		B SI 86 B CU 76 B FC 83 C FF 89 C FF 89 X CU 74 3-2 ② G4-3		B FF 88 X FF 88 1-0 ②③ G4-6-3 1-2f		C FF 89 X FF 89 0-1 ③ F7		1 SAFE F SI 91 B FF 88 X FF 91 1-1 ③ G4-3	5	1	1	0	0	0	2
28 Jayson Werth, R (1, 9) OBP: 0.379, SLG: 0.521	B FF 90 B SI 83 1 SAFE B SI 82 C FF 87 X CH 80 3-1 E8 6 SF7 1-H 2B		B FC 85 F FF 90 B FF 89 X SI 85 2-1 ③ F8			C CU 74 X FF 88 0-1 E5 6 FC4-5		B SL 81 X SI 91 1-0 ① G6-3		4	1	1	1	0	0	0
6 Ryan Howard, L (1, 3) OBP: 0.337, SLG: 0.534	B SI 86 C FC 86 S FC 87 F FF 89 B FF 90 X FC 86 2-2 ② SF7 3-H			B CU 76 F FF 89 B FF 89 X FC 86 2-1 ① L5		F FC 86 B FC 85 X SI 86 1-1 ① FC4-5 HR 1-2f		B SI 91 F SI 92 B SI 91 B SL 84 B SI 90 4-1 1B BB		2	1	0	1	1	0	1
Pat Burrell, R (1, 7) OBP: 0.367, SLG: 0.510 4 Eric Bruntlett, R (8, PR) OBP: 0.296, SLG: 0.291 (8, 7)	F FF 89 B FF 90 C SI 86 X FF 91 1-2 ③ G3			B FF 90 F FF 89 B FF 87 X FF 88 2-1 ② L6		B SI 87 B FC 83 F FF 89 B SI 82 F SI 81 X FF 89 3-2 1-H HR		B SL 82 D FC 85 C SI 91 S SI 91 B CH 84 F SL 81 X SI 92 3-2 1-2 1B		4 0	1 0	2 0	2 0	0 0	0 0	0 0
8 Shane Victorino, S (1, 8) OBP: 0.351, SLG: 0.434		C CH 81 B FF 88 X FC 83 1-1 ① F7		B SI 84 B SI 83 C SI 84 B FF 89 B SI 84 4-1 7 1B BB		X FF 88 0-0 2B		B FC 84 S FC 86 F FC 86 F FF 91 F SL 83 S SL 83 1-3 ② K		3	0	1	0	1	1	2
7 Pedro Feliz, R (1, 5) OBP: 0.302, SLG: 0.400		B SI 84 C SI 85 X SI 83 1-1 ② G5-3		1 SAFE C SI 83 1 SAFE X FF 88 0-1 1-3 1B		I IN 68 I IN 70 I IN 72 I IN 67 4-0 51 L5-3 IBB		B SL 80 B SL 79 X SL 82 2-0 ③ G5-3		3	0	1	0	1	0	2
51 Carlos Ruiz, R (1, 2) OBP: 0.326, SLG: 0.316		B FF 89 X FF 89 1-0 2B		X SI 86 0-0 ③ G5-3		C SI 82 B FC 86 B FC 86 B SI 83 F SI 82 F SI 83 X SI 83 3-2 ②③ L5-3 1-1		B SL 84 B SI 92 B SI 92 C FF 90 X FF 90 3-1 ① F9		4	0	1	0	0	0	4
35 Cole Hamels, L (1, 1) OBP: 0.240, SLG: 0.257 9 Tadahito Iguchi, R (7, PH) OBP: 0.297, SLG: 0.303 46 Ryan Madson, L (7, 1) 16 J.C. Romero, S (8, 1) 12 Matt Stairs, L (9, PH) OBP: 0.344, SLG: 0.405 54 Brad Lidge, R (9, 1)		B FF 88 X FF 88 1-0 ③ G3			B FF 89 C FF 89 C FC 85 C CU 78 1-3 ① K		C SI 82 B FF 92 X CH 75 1-1 ① F8		C SI 92 F SI 92 F SI 92 X SI 93 1-2 ② G2-3	2 1 0 0 1 0	0 0 0 0 0 0	0 0 0 0 0 0	0 0 0 0 0 0	1 0 0 0 0 0	0 0 0 0 0 0	1 0 0 0 0 0
Inning Stats	R: 2 E: 1 K: 0 S: 14 H: 2 LOB: 0 BB: 0 P: 24	R: 0 E: 0 K: 0 S: 6 H: 1 LOB: 1 BB: 0 P: 10	R: 0 E: 0 K: 0 S: 7 H: 0 LOB: 0 BB: 0 P: 13	R: 0 E: 0 K: 0 S: 8 H: 1 LOB: 2 BB: 1 P: 16	R: 0 E: 0 K: 1 S: 5 H: 0 LOB: 0 BB: 0 P: 9	R: 2 E: 1 K: 0 S: 12 H: 2 LOB: 1 BB: 1 P: 23	R: 0 E: 0 K: 0 S: 5 H: 0 LOB: 0 BB: 0 P: 7	R: 0 E: 0 K: 1 S: 12 H: 1 LOB: 2 BB: 1 P: 23	R: 0 E: 0 K: 0 S: 7 H: 0 LOB: 1 BB: 1 P: 16	1B: 3 2B: 4 3B: 0 HR: 1	SF: 1 SAC: 0 DP: 2 HBP: 1					

PITCHER		IP	WLS	BF	H	R	ER	SO	BB	IBB	HBP	BLK	WP	HR	S	P	ERA	WHIP
Mike Hampton, L ERA: 5.05	(1, 1)	7.0	L	29	6	4	2	1	1	1	1	0	0	1	57	102	2.57	1.000
Julian Tavarez, R ERA: 4.91	(8, 1)	1.0		5	1	0	0	1	1	0	0	0	0	0	12	23	0.00	2.000
30 Jeff Bennett, R ERA: 3.94	(9, 1)	1.0		4	0	0	0	0	1	0	0	0	0	0	7	16	0.00	1.000

PITCHER	IP	WLS	BF	H	R	ER	SO	BB	IBB	HBP	BLK	WP	HR	S	P	ERA	WHIP

TOP

Philadelphia Phillies @ Atlanta Braves

Turner Field, Atlanta, GA

Thu Sep 18 2008, 7:00 PM EDT

Att. 39,070 - Clear - 79 F

livebaseballscorecards.com

AB	32
R	4
H	7
RBI	4
BB	4
SO	2
LOB	12

WP: 0 PA: 38
PB: 0
SB: 0
CS: 0

Batter	1	2	3	4	5	6	7	8	9	AB	R	H	RBI	BB	SO	LOB
14 Martín Prado, R (1, 7) OBP: 0.376, SLG: 0.463	B FF 87 B FF 88 C FF 89 C CH 79 X CH 79 2-2 ① G6-3		B FF 89 B FF 88 X FF 89 2-0 ① 2 SH1-3 1B		B CH 77 B CH 78 C CH 78 X FF 88 2-1 ① G6-3		C FC 90 F FF 94 S FF 93 0-3 ② K		C FF 94 S SL 84 S SL 83 0-3 ① K	5	0	1	0	0	2	0
2 Kelly Johnson, L (1, 4) OBP: 0.349, SLG: 0.445	F FF 85 B CH 79 X FF 90 1-1 ② G4-3		B CH 80 1 SAFE X FF 90 1-0 ① SH1-3 1-2		C CH 78 B FF 88 X FF 88 1-1 ② G4-3		S FC 91 S FC 92 X FC 93 0-2 10 BB 16 E 1B		B FF 85 B FF 92 B FF 94 C FF 92 C FF 92 X SL 85 3-2 ② G3	4	1	1	0	0	0	0
10 Chipper Jones, S (1, 5) OBP: 0.469, SLG: 0.570	B CH 80 B FF 92 B CU 75 C FF 90 B FF 86 4-1 16 2B BB		F FF 91 X CH 80 1-1 ② G6-3		C CH 80 B FF 87 C CH 80 B FF 88 X FF 92 2-2 2B		B FC 90 D FF 96 B FF 94 C FF 93 F CH 83 B FF 96 4-2 16 E 1-2 BB		C FF 93 B FF 93 C SL 84 S SL 84 1-3 ③ K	3	1	1	0	2	1	1
16 Brian McCann, L (1, 2) OBP: 0.372, SLG: 0.523 Brent Lillibridge, R (7, PR) OBP: 0.217, SLG: 0.292 Corky Miller, R (8, 2) OBP: 0.156, SLG: 0.138	F FF 86 B FF 91 D FF 87 F CH 79 B CU 75 X CH 79 3-2 1-H 2B		B FF 88 B FF 92 2 SAFE B FF 89 B CH 80 4-0 BB		F FF 91 B FF 89 F CH 80 B CU 74 B CH 80 X FF 92 3-2 ③ G5-3		X FC 90 0-0 E6 4 WP 1-3 2-H			3 0 0	0 0 0	1 0 0	1 0 0	1 0 0	0 0 0	2 0 0
4 Omar Infante, R (1, 6) OBP: 0.341, SLG: 0.419	C FF 91 X FF 91 0-1 ③ G1-3		X CH 82 0-0 ③ G1-3			B CH 78 X CH 78 1-0 7 G4-3 22 G1-3 1B	B FC 93 X FC 90 1-0 ③ P5 1-2			4	0	1	0	0	0	5
22 Casey Kotchman, L (1, 3) OBP: 0.329, SLG: 0.414		B CU 73 F CH 79 X FF 90 1-1 HR		B FF 89 B FF 89 S CH 78 X CH 79 2-1 ① G4-3		B FF 89 F CH 79 B FF 89 B FF 90 X CH 81 3-1 ① G1-3 1-2		B F F X SI 92 1-2 ① P6		4	1	1	1	0	0	1
7 Jeff Francoeur, R (1, 9) OBP: 0.293, SLG: 0.352	F FF 90 F CH 81 F FF 92 B FF 92 F CH 82 B FF 92 S FF 92 2-3 ① K		B CH 81 B CH 80 S CH 80 F CH 81 F FF 92 X CH 81 2-2 1B			X FF 90 0-0 ② G4-3 2-3		X CH 78 0-0 ② F9		4	0	1	0	0	1	1
Josh Anderson, L (1, 8) OBP: 0.315, SLG: 0.350	B FF 91 S CH 81 X CH 82 1-1 ② G3-1		F CH 80 F FF 91 B FF 88 B FF 91 S CH 82 2-3 ② K			F CH 81 S FF 89 B FF 90 D CH 82 S FF 91 2-3 ③ K		F SI 92 F SI 91 B FF 92 X SI 93 1-2 1B		4	0	1	0	0	2	2
Mike Hampton, R (1, 1) OBP: 0.304, SLG: 0.333 Ruben Gotay, S (7, PH) OBP: 0.303, SLG: 0.330 Julian Tavarez, L (8, 1) 19 Yunel Escobar, R (8, PH) OBP: 0.366, SLG: 0.401 30 Jeff Bennett, R (9, 1) OBP: 0.364, SLG: 0.333	S CH 80 C CH 83 F FF 93 B CU 77 B FF 92 C CH 82 2-3 ③ K		S CH 81 F FF 91 D CH 82 C FF 92 1-3 ③ K				F FC 89 S CH 82 S FF 94 0-3 ① K	S SI 93 X CH 81 0-1 ③ P4		2 1 0 1 0	0 0 0 0 0	0 0 0 0 0	0 0 0 0 0	2 1 0 0 0	1 0 0 1 0
Inning Stats	R: 1 H: 1 E: 0 LOB: 1 K: 0 BB: 1 S: 11 P: 21	R: 1 H: 1 E: 0 LOB: 0 K: 2 BB: 0 S: 13 P: 19	R: 0 H: 1 E: 0 LOB: 2 K: 0 BB: 1 S: 5 P: 13	R: 0 H: 1 E: 0 LOB: 1 K: 2 BB: 0 S: 12 P: 19	R: 0 H: 1 E: 0 LOB: 1 K: 0 BB: 0 S: 10 P: 18	R: 0 H: 1 E: 0 LOB: 1 K: 1 BB: 0 S: 7 P: 13	R: 1 H: 1 E: 1 LOB: 3 K: 2 BB: 1 S: 13 P: 18	R: 0 H: 1 E: 0 LOB: 1 K: 0 BB: 0 S: 9 P: 11	R: 0 H: 0 E: 0 LOB: 0 K: 2 BB: 0 S: 9 P: 13	1B: 5 2B: 2 3B: 0 HR: 1	SF: 0 SAC: 1 DP: 0 HBP: 0		WP: 1 PB: 0 SB: 0 CS: 0	PA: 39			

PITCHER		IP	WLS	BF	H	R	ER	SO	BB	IBB	HBP	BLK	WP	HR	S	P	ERA	WHIP
35 Cole Hamels, L ERA: 3.1	(1, 1)	6.0	W	26	6	2	2	5	2	0	0	0	0	1	58	103	3.00	1.333
46 Ryan Madson, R ERA: 3.12	(7, 1)	1.0	H	6	1	1	0	2	1	0	0	0	1	0	13	18	0.00	2.000
16 J.C. Romero, L ERA: 2.72	(8, 1)	1.0	H	4	1	0	0	0	0	0	0	0	0	0	9	11	0.00	1.000
54 Brad Lidge, R ERA: 1.93	(9, 1)	1.0	S	3	0	0	0	2	0	0	0	0	0	0	9	13	0.00	0.000

PITCHER	IP	WLS	BF	H	R	ER	SO	BB	IBB	HBP	BLK	WP	HR	S	P	ERA	WHIP

BOTTOM

Philadelphia Phillies @ Atlanta Braves

Turner Field, Atlanta, GA

Thu Sep 18 2008, 7:00 PM EDT

Att. 39,070 - Clear - 79 F

livebaseballscorecards.com

AB	35
R	3
H	8
RBI	2
BB	3
SO	9
LOB	14

New York Mets @ Atlanta Braves

Turner Field, Atlanta, GA

Fri Sep 19 2008, 7:30 PM EDT

Att. 42,803 - Partly Cloudy - 74 F

livebaseballscorecards.com

Batter	1	2	3	4	5	6	7	8	9	AB	R	H	RBI	BB	SO	LOB
7 José Reyes, S (1, 6) OBP: 0.364, SLG: 0.486	HR		BB	1B				1B		4	3	3	2	1	1	0
1 Luis Castillo, S (1, 4) OBP: 0.353, SLG: 0.315	G4-3		G4-3	G6-3				BB	1B	4	0	1	0	1	0	2
5 David Wright, R (1, 5) OBP: 0.380, SLG: 0.526	G6-3		2B		G5-3		K	1B		5	1	2	2	0	1	1
15 Carlos Beltrán, S (1, 8) OBP: 0.373, SLG: 0.503	K		2B		K		G6-3	K		5	1	1	1	0	3	3
21 Carlos Delgado, L (1, 3) OBP: 0.348, SLG: 0.512		G4-3	1B		G5-3			1B	G4-3	5	1	2	1	0	0	0
11 Ramon Castro, R (1, 2) OBP: 0.317, SLG: 0.462 Argenis Reyes, S (8, PH) OBP: 0.259, SLG: 0.245 23 Brian Schneider, L (8, 2) OBP: 0.345, SLG: 0.379		2B	F9			L8		SH	K	3 0 1	0 1 0	1 0 0	0 0 0	0 0 0	0 0 1	1 0 0
19 Ryan Church, L (1, 9) OBP: 0.348, SLG: 0.460	K		F9			BB		K	K	4	0	0	0	1	3	4
6 Nick Evans, R (1, 7) OBP: 0.313, SLG: 0.427 Nelson Figueroa, R (7, 1) OBP: 0.214, SLG: 0.083 Ricardo Rincon, L (7, 1) Aaron Heilman, R (7, 1) 25 Pedro Feliciano, L (7, 1) 28 Daniel Murphy, L (8, PH) OBP: 0.457, SLG: 0.556 43 Brian Stokes, R (8, 1) OBP: 0.667, SLG: 0.667	IBB		HR			FC4-6		2B		2 0 0 0 0 1 0	1 0 0 0 0 1 0	1 0 0 0 0 1 0	1 0 0 0 0 2 0	0 0 0 0 0 1 0	1 0 0 0 0 0 0	0 0 0 0 0 0 0
Oliver Pérez, L (1, 1) OBP: 0.172, SLG: 0.130 Endy Chavez, L (7, 7) OBP: 0.309, SLG: 0.333	F7			G4-3		K		G3-1		3 1	0 0	0 0	0 0	0 0	1 0	3 1
Inning Stats	R: 1 E: 0 K: 1 S: 13 H: 1 LOB: 0 BB: 0 P: 19	R: 0 E: 0 K: 1 S: 14 H: 1 LOB: 2 BB: 1 P: 28	R: 3 E: 0 K: 0 S: 14 H: 3 LOB: 1 BB: 1 P: 26	R: 1 E: 0 K: 0 S: 9 H: 2 LOB: 0 BB: 0 P: 15	R: 0 E: 0 K: 1 S: 7 H: 0 LOB: 0 BB: 0 P: 12	R: 0 E: 0 K: 1 S: 9 H: 0 LOB: 1 BB: 1 P: 14	R: 0 E: 0 K: 2 S: 11 H: 0 LOB: 1 BB: 1 P: 20	R: 4 E: 1 K: 2 S: 18 H: 5 LOB: 2 BB: 0 P: 29	R: 0 E: 0 K: 2 S: 8 H: 0 LOB: 0 BB: 0 P: 14	1B: 6 2B: 4 3B: 0 HR: 2 SF: 0 SAC: 1 DP: 1 HBP: 0						

TOP	
AB	38
R	9
H	12
RBI	9
BB	4
SO	10
LOB	16

WP: 0 PB: 0 SB: 2 CS: 0 PA: 43

PITCHER		IP	WLS	BF	H	R	ER	SO	BB	IBB	HBP	BLK	WP	HR	S	P	ERA	WHIP
37 Jo-Jo Reyes, L ERA: 5.74	(1, 1)	3.1		19	7	5	5	2	1	1	0	0	0	2	47	82	13.50	2.400
38 Buddy Carlyle, R ERA: 3.84	(4, 1)	1.2		4	0	0	0	1	0	0	0	0	0	0	10	18	0.00	0.000
Jorge Julio, R ERA: 4.0	(6, 1)	2.0		8	0	0	0	3	2	0	0	0	0	0	20	34	0.00	1.000
Julian Tavarez, R ERA: 5.02	(8, 1)	0.2	L	8	5	4	1	1	0	0	0	0	0	0	15	24	13.50	7.500
Vladimir Nunez, R ERA: 4.67	(8, 1)	0.1		1	0	0	0	1	0	0	0	0	0	0	3	5	0.00	0.000

PITCHER		IP	WLS	BF	H	R	ER	SO	BB	IBB	HBP	BLK	WP	HR	S	P	ERA	WHIP
46 Manny Acosta, R ERA: 3.78	(9, 1)	1.0		3	0	0	0	2	0	0	0	0	0	0	8	14	0.00	0.000

Batter	1	2	3	4	5	6	7	8	9	AB	R	H	RBI	BB	SO	LOB
14 Martín Prado, R (1, 7) (6, 5) OBP: 0.377, SLG: 0.462	X FF 88 0-0 ① F9		C FF 91 C FF 92 X SL 80 0-2 ① G4-3 2-3		B FF 90 B FF 88 C FF 90 X FF 90 2-1 2 1B 1-2 1B		F FF 88 B SL 84 X SL 84 1-1 E9 2 F9 1-H 1B		C FF 93 B SI 95 B FF 94 X FF 95 2-1 ① G5-3	5	0	2	0	0	0	1
2 Kelly Johnson, L (1, 4) OBP: 0.349, SLG: 0.444	C FF 91 S SL 79 S SL 81 0-3 ② K		F FF 92 C FF 91 F FF 92 B SL 82 B SL 78 F FF 94 F FF 91 F SL 80 B SL 78 4-2 B SL 79 4 2B BB		B FF 88 L FF 88 X FF 88 1-1 1-2 2-3 1B		B FF 84 B SL 82 S SL 81 B SL 83 X SL 82 3-1 ① F9 2-3		C FF 94 B CH 78 F FF 95 F CU 79 C FF 95 1-3 ② K	4	0	1	0	1	2	1
10 Chipper Jones, S (1, 5) OBP: 0.466, SLG: 0.567 1 Grégor Blanco, L (6, 7) OBP: 0.369, SLG: 0.313 19 Yunel Escobar, R (7, PH) OBP: 0.366, SLG: 0.401 Greg Norton, S (7, PH) OBP: 0.370, SLG: 0.448 Julian Tavarez, L (8, 1) Vladimir Nunez, R (8, 1) 46 Manny Acosta, R (9, 1) 16 Brian McCann, L (9, PH) OBP: 0.371, SLG: 0.521	C FF 92 F FF 94 X FF 93 0-2 ③ F8		F FF 90 B FF 91 S SL 79 F SL 81 X FF 91 1-2 ② F9		F FF 92 F FF 93 B SL 79 C FF 91 1-3 ① K		I IN 71 I IN 70 I IN 72 I IN 73 4-0 IBB		F FF 96 B FF 95 X FF 96 1-1 ③ F8	3 0 0 0 0 0 0 1	0 0 0 0 0 0 0 0	0 0 0 0 0 0 0 0	0 0 0 0 1 0 0 0	0 0 0 0 0 0 0 0	1 0 0 0 0 0 0 0	5 0 0 0 0 0 0 0
4 Omar Infante, R (1, 6) OBP: 0.343, SLG: 0.425		C FF 92 B FF 92 C FF 92 X SL 79 1-2 5 F9 22 G4-3 1B 1B	B SL 79 F FF 92 B FF 93 X SL 78 2-1 1-3 3-H 2B		F FF 93 B FF 92 X FF 94 1-1 ② SF8 3-H		C SI 92 B SI 92 F CH 84 F CH 82 S SI 93 1-3 ② K			3	1	2	2	0	1	2
22 Casey Kotchman, L (1, 3) OBP: 0.327, SLG: 0.411		C FF 92 C FF 92 X SL 79 0-2 ① G4-3 1-2	B FF 92 C FF 92 X FF 92 1-1 ③ G6-3		B SL 80 C FF 91 C FF 93 X FF 92 1-2 ③ G3		C SL 81 B CU 76 F SI 87 B SL 80 X SI 88 2-2 ③ G4-3			4	0	0	0	0	0	7
7 Jeff Francoeur, R (1, 9) OBP: 0.294, SLG: 0.352		S FF 94 B FF 91 D SL 80 B SL 79 B FF 92 4-1 1B E BB	B CH 80 B SL 76 S FF 90 F FF 89 F SL 77 S FF 92 2-3 ① K		B SL 75 B FF 90 B FF 92 C FF 89 F FF 92 S FF 92 3-3 ① K			X SI 94 0-0 1B		3	1	1	0	1	2	0
5 Clint Sammons, R (1, 2) OBP: 0.216, SLG: 0.213		F FF 93 X FF 92 0-1 ② F9 2-3	F FF 92 C FF 93 F SL 79 B FF 94 B FF 94 X FF 92 3-2 ② G5-3		X CH 79 0-0 ② P4			B CU 78 S SI 93 X FF 95 1-1 ① F9		4	0	0	0	0	0	3
Josh Anderson, L (1, 8) OBP: 0.313, SLG: 0.346		B FF 92 F FF 92 B FF 94 B FF 93 F FF 94 F FF 94 X SL 80 3-2 ③ E5 1-H 3-H 1B	L CU 56 S SL 80 S SL 80 0-3 ③ K		B SL 79 C SL 79 F FF 92 B FF 91 S SL 81 2-3 ③ K			S FF 96 F FF 96 B FF 95 S CU 78 1-3 ② K		4	0	1	1	0	3	1
37 Jo-Jo Reyes, L (1, 1) OBP: 0.172, SLG: 0.214 38 Buddy Carlyle, L (4, 1) OBP: 0.333, SLG: 0.250 Ruben Gotay, S (5, PH) OBP: 0.309, SLG: 0.330 Jorge Julio, R (6, 1) 28 Brandon Jones, L (7, PH) OBP: 0.306, SLG: 0.400 (8, 7)			C FF 88 C SL 76 X FF 91 0-2 14 G4-3 4 2B 2B		C FF 89 B SL 78 B FF 91 S FF 91 B FF 92 F FF 92 B FF 91 4-2 2 1B 14 1B 4 SF8 BB		B FF 87 X 1-0 E6 14 1B 14 E		C FF 96 B FF 97 F FF 96 F FF 96 X CU 78 1-2 ③ G1-3	1 0 0 0 0 2	1 0 1 0 0 1	1 0 0 0 0 0	0 0 0 0 1 0	0 0 0 0 0 0	0 0 0 0 0 0	0 0 0 0 0 1
Inning Stats	R: 0 E: 0 K: 1 S: 7 H: 0 LOB: 0 BB: 0 P: 7	R: 2 E: 1 K: 0 S: 13 H: 2 LOB: 1 BB: 1 P: 21	R: 1 E: 0 K: 0 S: 20 H: 2 LOB: 2 BB: 1 P: 28	R: 0 E: 0 K: 2 S: 11 H: 0 LOB: 0 BB: 0 P: 16	R: 1 E: 0 K: 1 S: 15 H: 2 LOB: 2 BB: 1 P: 25	R: 0 E: 0 K: 2 S: 7 H: 0 LOB: 0 BB: 0 P: 12	R: 1 E: 2 K: 1 S: 12 H: 1 LOB: 2 BB: 1 P: 24	R: 0 E: 0 K: 1 S: 10 H: 1 LOB: 1 BB: 0 P: 13	R: 0 E: 0 K: 1 S: 8 H: 0 LOB: 0 BB: 0 P: 12	1B: 6 2B: 2 3B: 0 HR: 0 SF: 1 SAC: 0 DP: 0 HBP: 0						

PITCHER		IP	WLS	BF	H	R	ER	SO	BB	IBB	HBP	BLK	WP	HR	S	P	ERA	WHIP
Oliver Pérez, L ERA: 4.1	(1, 1)	6.0		26	6	4	3	6	3	0	0	0	0	0	73	109	4.50	1.500
Nelson Figueroa, R ERA: 4.57	(7, 1)	0.0	B	2	1	1	0	0	0	0	0	0	0	0	3	5	∞	∞
Ricardo Rincon, L ERA: 3.38	(7, 1)	0.1		1	0	0	0	0	0	0	0	0	0	0	2	5	0.00	0.000
Aaron Heilman, R ERA: 5.35	(7, 1)	0.1		2	0	0	0	1	0	1	0	0	0	0	4	9	0.00	0.000
25 Pedro Feliciano, L ERA: 3.96	(7, 1)	0.1	W	1	0	0	0	0	0	0	0	0	0	0	3	5	0.00	0.000

PITCHER		IP	WLS	BF	H	R	ER	SO	BB	IBB	HBP	BLK	WP	HR	S	P	ERA	WHIP
43 Brian Stokes, R ERA: 3.38	(8, 1)	2.0		7	1	0	0	2	0	0	0	0	0	0	18	25	0.00	0.500

BOTTOM

New York Mets @ Atlanta Braves

Turner Field, Atlanta, GA

Fri Sep 19 2008, 7:30 PM EDT

Att. 42,803 - Partly Cloudy - 74 F

livebaseballscorecards.com

AB	34
R	5
H	8
RBI	3
BB	4
SO	9
LOB	21

WP: 0 PB: 0 SB: 0 CS: 0 PA: 39

Batter	1	2	3	4	5	6	7	8	9	AB	R	H	RBI	BB	SO	LOB
7 José Reyes, S (1, 6) OBP: 0.362, SLG: 0.483	C FF 84 B SL 81 B FF 86 F SL 82 F SL 81 B CH 76 S FF 87 3-3 K ①			C FF 82 F SL 81 F CH 74 F SL 82 B FF 84 X SL 81 1-2 G1-3 ①	X SL 81 0-0 F9 ③			B SI 92 C SL 83 X FF 91 1-1 G6-3 ①		4	0	0	0	0	1	1
28 Daniel Murphy, L (1, 7) OBP: 0.442, SLG: 0.534	C FF 86 X SL 83 0-1 F9 ②			L CH 74 B CH 75 B CH 74 B SL 82 C FF 86 F FF 86 X FF 85 3-2 F8 ②		B SL 81 B FF 84 B FC 83 C FC 83 C FF 84 F FF 84 F FF 86 F SL 80 3-2 X FF 86 G4-3 ①		B SI 93 C SI 92 B SI 92 X SI 92 2-1 G4-3 ②		4	0	0	0	0	0	0
5 David Wright, R (1, 5) OBP: 0.381, SLG: 0.528	F FF 87 B CU 71 B FF 86 F FF 86 B CU 71 X SL 82 3-2 F8 ③			C FF 87 B CH 74 B FF 86 F FF 87 X SL 80 2-2 1B		C CU 69 B FF 86 C CU 73 F SI 86 X FF 86 1-2 21 G4-3 2B		C SI 92 C SI 94 B SL 86 B CU 84 S SL 86 2-3 K ③		4	0	2	0	0	1	0
21 Carlos Delgado, L (1, 3) OBP: 0.348, SLG: 0.511		C FF 85 F FF 85 B FF 86 F SL 80 X FF 86 1-2 15 G3-6-3 1B		C CH 74 C SL 80 X FF 86 0-2 G3 ③		B FF 85 B CH 73 F SL 80 B CH 71 S CU 70 F SL 80 X FF 86 3-2 G4-3 ② 2-3			C FF 93 S FF 92 B SL 84 B SL 82 S SL 82 2-3 K ①	4	0	1	0	0	1	2
15 Carlos Beltrán, S (1, 8) OBP: 0.372, SLG: 0.503		X CH 73 0-0 G3-6-3 ① ② 1-2f			B FF 84 C FF 84 X FF 85 1-1 2B 2B	F CU 69 X SL 82 0-1 G3 ③			B SL 79 B FF 92 C FF 91 C SL 80 X SL 83 2-2 G6-3 ②	4	1	1	0	0	0	2
19 Ryan Church, L (1, 9) OBP: 0.345, SLG: 0.455 6 Nick Evans, R (9, PH) OBP: 0.310, SLG: 0.423		C FF 86 X SL 82 0-1 G4-3 ③			X CH 72 0-0 P5 ①		B FF 88 C SL 77 X SL 79 1-1 F7 ①		C FF 93 F SL 81 F FF 94 S SL 83 0-3 K ③	3 1	0 0	0 0	0 0	0 0	0 1	1 0
1 Luis Castillo, S (1, 4) OBP: 0.356, SLG: 0.316			B FF 83 B SL 80 B FF 84 C FF 83 B FF 82 4-1 23 L3 BB		C CU 70 F SL 81 S CH 74 0-3 K ②		C SI 88 C SL 77 F SI 89 X SL 79 0-2 1B			2	0	1	0	1	1	1
23 Brian Schneider, L (1, 2) OBP: 0.346, SLG: 0.378 11 Ramon Castro, R (7, PH) OBP: 0.315, SLG: 0.459 (7, 2)			C SI 83 C SL 80 B CH 75 F SL 81 1 SAFE B FF 86 X FF 85 2-2 L3 ① ② 1-1		B CH 73 B SL 81 B CH 73 B FF 84 4-0 2B BB		C SI 91 S SL 86 S SL 85 0-3 K ②			1 1	1 0	0 0	0 0	1 0	0 1	1 1
Pedro Martinez, R (1, 1) OBP: 0.162, SLG: 0.189 9 Marlon Anderson, L (7, PH) OBP: 0.252, SLG: 0.278 Scott Schoeneweis, L (7, 1) 39 Bobby Parnell, R (8, 1)			C FF 86 X SL 79 0-1 G1-3 ③		B SL 80 X FF 83 1-0 1-H 2-H 2B		B SI 92 F SI 91 F SL 86 F SL 85 X SL 85 1-2 G5-3 ③			2 1 0 0	0 0 0 0	1 0 0 0	2 0 0 0	0 0 0 0	0 0 0 0	0 1 0 0

Inning Stats	1	2	3	4	5	6	7	8	9
R:	0	0	0	0	2	0	0	0	0
E:	0	0	0	0	0	0	0	0	0
K:	1	0	0	0	1	0	1	1	2
S:	9	7	7	15	8	17	13	7	10
H:	0	1	0	1	2	1	1	0	0
LOB:	0	0	0	1	1	1	1	1	1
BB:	0	0	1	0	1	0	0	0	0
P:	15	8	13	21	14	24	15	12	14

PITCHER		IP	WLS	BF	H	R	ER	SO	BB	IBB	HBP	BLK	WP	HR	S	P	ERA	WHIP
57 Jorge Campillo, R ERA: 3.76	(1, 1)	6.0	W	23	5	2	2	2	2	0	0	0	0	0	63	95	3.00	1.167
Will Ohman, L ERA: 3.77	(7, 1)	0.1	H	2	1	0	0	0	0	0	0	0	0	0	6	7	0.00	3.000
30 Jeff Bennett, R ERA: 3.87	(7, 1)	1.2	H	5	0	0	0	2	0	0	0	0	0	0	14	20	0.00	0.000
51 Michael Gonzalez, L ERA: 4.11	(9, 1)	1.0	S	3	0	0	0	2	0	0	0	0	0	0	10	14	0.00	0.000

PITCHER		IP	WLS	BF	H	R	ER	SO	BB	IBB	HBP	BLK	WP	HR	S	P	ERA	WHIP

TOP

New York Mets @ Atlanta Braves

Turner Field, Atlanta, GA

Sat Sep 20 2008, 7:00 PM EDT

Att. 50,124 - Clear - 75 F

livebaseballscorecards.com

AB	31
R	2
H	6
RBI	2
BB	2
SO	6
LOB	10

1B: 3 SF: 0
2B: 4 SAC: 0
3B: 0 DP: 2
HR: 0 HBP: 0

WP: 0 PA: 33
PB: 0
SB: 0
CS: 0

New York Mets @ Atlanta Braves

Turner Field, Atlanta, GA

Sat Sep 20 2008, 7:00 PM EDT

Att. 50,124 - Clear - 75 F

BOTTOM

Batter	1	2	3	4	5	6	7	8	9	AB	R	H	RBI	BB	SO	LOB
Josh Anderson, L (1, 8) OBP: 0.328, SLG: 0.361	C SI 82 X CH 74 0-1 14 S 2 2B 1B	C FF 87 C SI 88 B CU 71 X CU 72 1-2 ② G3		X CH 72 0-0 14 G6-3 14 S 1B		B SI 87 F SL 80 B SI 88 X CH 76 2-1 2-H 1B				4	1	3	1	0	0	0
14 Martín Prado, R (1, 5) OBP: 0.379, SLG: 0.465	B FF 83 B SI 83 B SL 77 B FF 85 4-0 2 2B 16 G6-3 1-2 BB	B CU 70 C FF 87 B FF 88 X FF 88 2-1 2B		1 SAFE C SI 84 X CU 71 0-1 ② G6-3 1-3		C FF 85 X FF 87 0-1 ③ P3				3	1	1	0	1	0	2
2 Kelly Johnson, L (1, 4) OBP: 0.348, SLG: 0.444	C CU 68 X SI 84 0-1 16 G6-3 22 1B 1-3 2-H 2B	B CH 76 S CH 76 S CU 71 F CU 70 F CH 76 B FF 89 S SL 84 2-3 ③ K		C SL 80 X CU 71 0-1 ③ G3			X SI 87 0-0 ① F7			4	1	1	1	0	1	2
16 Brian McCann, L (1, 2) OBP: 0.370, SLG: 0.519	C CH 74 D CU 71 C SL 81 B SL 82 B CU 71 F SL 82 F SL 81 X SL 82 3-2 ① G6-3 2-3 3-H		X FF 85 0-0 ① F7		C FF 82 B SL 79 C FF 84 X FF 85 1-2 4 L1-3 1B		B SI 87 C SI 88 B SL 81 F SI 88 C SL 80 2-3 ② K			4	0	1	1	0	1	1
4 Omar Infante, R (1, 6) OBP: 0.342, SLG: 0.423	S CU 71 S CU 72 B CU 75 B SL 81 C FF 89 2-3 ② K		C S SL 79 X SL 78 0-2 7 F9 22 BB 1B		C CU 71 B SL 82 X SI 85 1-1 ①② L1-3 1-1		C SI 88 X SL 79 0-1 ③ F8			4	0	1	0	0	1	2
22 Casey Kotchman, L (1, 3) OBP: 0.328, SLG: 0.410	C CU 69 B SL 83 X CH 74 1-1 7 1B 3-H 1B		C SI 84 B CU 68 F FF 86 F SL 81 B SL 82 F SL 80 F CH 76 B SL 83 F FF 88 4-2 B FF 87 1-2 BB		C SI 84 F SI 84 B FF 89 B FF 89 X FF 89 2-2 ③ G6-3			B SL 78 C SL 79 S SI 88 X SI 89 1-2 ① L4		3	0	1	1	1	0	0
7 Jeff Francoeur, R (1, 9) OBP: 0.294, SLG: 0.351	B SL 81 C FF 88 X CU 71 1-1 1-2 1B		B CH 76 S SL 80 F FF 88 F CU 73 B CU 74 X SL 81 2-2 ② F9 2-3			B SL 75 X CH 71 1-0 ① P4		B FF 95 F FF 93 B SL 86 B FF 93 X FF 92 3-1 ② F8		4	0	1	0	0	0	2
28 Brandon Jones, L (1, 7) OBP: 0.304, SLG: 0.388 1 Grégor Blanco, L (9, 7) OBP: 0.369, SLG: 0.313	C SI 87 S SI 87 S CU 71 0-3 ③ K		C CU 71 S CH 77 D CH 75 B FF 90 S FF 90 2-3 ③ K			B CH 70 S SI 80 B SI 81 F CH 74 B FF 84 B CH 73 4-2 S 1B BB		C FS 85 F FF 94 F SL 85 B FF 94 F SL 86 B FF 96 T FF 96 2-2 ③ K		3 0	1 0	0 0	0 0	1 0	3 0	4 0
57 Jorge Campillo, R (1, 1) OBP: 0.200, SLG: 0.205 Ruben Gotay, S (6, PH) OBP: 0.306, SLG: 0.327 Will Ohman, L (7, 1) 30 Jeff Bennett, R (7, 1) OBP: 0.364, SLG: 0.333 51 Michael Gonzalez, R (9, 1)		B FF 84 S FF 85 C FF 85 S FF 87 1-3 ① K		B C FF 84 S SL 77 B FF 86 S FF 87 2-3 ① K		C CU 70 C SI 82 B SI 83 B SL 79 B FF 87 S SI 84 3-3 ② K 1-2				2 1 0 0 0	0 0 0 0 0	0 0 0 0 0	0 0 0 0 0	0 1 0 0 0	2 0 0 0 0	0 1 0 0 0
Inning Stats	R: 3 E: 0 K: 2 S: 19 H: 4 LOB: 2 BB: 1 P: 30	R: 0 E: 0 K: 2 S: 13 H: 1 LOB: 1 BB: 0 P: 19	R: 0 E: 0 K: 1 S: 17 H: 1 LOB: 2 BB: 1 P: 25	R: 0 E: 0 K: 1 S: 8 H: 1 LOB: 1 BB: 0 P: 10	R: 0 E: 0 K: 0 S: 8 H: 1 LOB: 0 BB: 0 P: 12	R: 1 E: 0 K: 1 S: 10 H: 1 LOB: 1 BB: 1 P: 20	R: 0 E: 0 K: 1 S: 6 H: 0 LOB: 0 BB: 0 P: 8	R: 0 E: 0 K: 1 S: 10 H: 0 LOB: 0 BB: 0 P: 16		1B: 7 2B: 3 3B: 0 HR: 0 SF: 0 SAC: 0 DP: 1 HBP: 0				WP: 0 PB: 0 SB: 3 CS: 0 PA: 35		

livebaseballscorecards.com

AB	32
R	4
H	9
RBI	4
BB	3
SO	9
LOB	14

PITCHER		IP	WLS	BF	H	R	ER	SO	BB	IBB	HBP	BLK	WP	HR	S	P	ERA	WHIP
Pedro Martinez, R ERA: 5.5	(1, 1)	6.0	L	29	9	4	4	7	3	0	0	0	0	0	75	116	6.00	2.000
Scott Schoeneweis, L ERA: 2.95	(7, 1)	1.1		4	0	0	0	1	0	0	0	0	0	0	9	12	0.00	0.000
39 Bobby Parnell, R ERA:	(8, 1)	0.2		2	0	0	0	1	0	0	0	0	0	0	7	12	0.00	0.000

PITCHER	IP	WLS	BF	H	R	ER	SO	BB	IBB	HBP	BLK	WP	HR	S	P	ERA	WHIP

New York Mets @ Atlanta Braves

Turner Field, Atlanta, GA

Sun Sep 21 2008, 1:30 PM EDT

Att. 49,222 - Cloudy - 72 F

TOP

livebaseballscorecards.com

Batter	1	2	3	4	5	6	7	8	9	AB	R	H	RBI	BB	SO	LOB
7 José Reyes, S (1, 6) OBP: 0.359, SLG: 0.479	C FF 86 B FF 90 B SL 78 B FF 90 X FF 88 3-1 ① F8	C FC 85 B FC 87 B FF 87 X FF 86 2-1 ① P6		B SL 80 F CH 83 F CH 83 F FF 90 B SL 81 S CH 83 2-3 ② K		X SI 92 0-0 ② L7	1 SAFE C FF 94 X CH 86 0-1 ③ P4		5	0	0	0	0	1	4
28 Daniel Murphy, L (1, 7) OBP: 0.424, SLG: 0.509	C FF 89 B FF 90 C FF 90 B CH 79 S FF 90 2-3 ② K	C SL 76 L FF 88 S FF 90 0-3 ② K		F CH 84 B FF 90 X CH 84 1-1 ③ G4-3		X FF 93 0-0 ③ G3-1			B FF 92 C FF 91 B SL 80 C FF 93 F FF 93 F FF 94 S SL 83 2-3 ① K	5	0	0	0	0	3	3
5 David Wright, R (1, 5) OBP: 0.384, SLG: 0.533	B FF 90 B CH 79 F FF 91 B FF 91 B FF 90 4-1 21 2B BB	S FF 88 B SL 77 S SL 78 B FC 89 F FF 89 B FF 90 F FF 87 F FF 90 X FF 89 3-2 1-H HR			B FF 89 B FF 89 X FF 90 2-0 ① G5-3		B FF 92 X FF 92 1-0 21 1B 1B		B FF 92 C SL 80 S SL 82 B FF 92 B SL 83 B SL 81 4-2 21 HR BB	3	3	2	2	2	0	0
21 Carlos Delgado, L (1, 3) OBP: 0.351, SLG: 0.520	B FF 89 S FF 89 B CH 79 B CH 79 S FF 90 X CH 79 3-2 15 1B 1-H 1 BB 2B	C CU 70 F FF 89 B SL 80 X FF 88 1-2 1B			B FF 92 X SI 89 1-0 ② G4-3		B FF 91 1 SAFE X CH 83 1-0 19 G4-6-3 1-2 1B		B FF 93 X FF 92 1-0 1-H HR	5	2	4	3	0	0	0
15 Carlos Beltrán, S (1, 8) OBP: 0.372, SLG: 0.502	B FF 89 D CU 72 B FF 90 C FF 87 C FF 87 X FF 89 3-2 1 BB 19 BB 2-3 1B	B SI 88 X SI 88 1-0 ③ L4			C FF 92 B SL 79 B CU 76 B CH 80 B SI 91 4-1 BB		L CH 93 S SL 79 B FF 93 X SL 80 1-2 ① P6		C SL 79 F SL 82 B FF 93 F SL 83 F SL 83 B FF 93 S SL 84 2-3 ② K	4	0	1	0	1	1	3
19 Ryan Church, L (1, 9) OBP: 0.343, SLG: 0.451 Damion Easley, R (9, PH) OBP: 0.323, SLG: 0.374	B CH 75 B FF 88 D CH 77 B FF 87 4-0 1 BB 1-2 BB		F CH 86 F CH 79 B SI 87 F SI 87 F CH 82 F SI 88 S SL 78 1-3 ① K		1 SAFE B CH 78 F SI 87 F FF 92 B CU 74 X SI 89 2-2 ③ G4-3		B CH 85 D SL 80 B FF 92 C FF 92 X FF 92 3-1 ② ③ G4-6-3 1-2f		F SL 81 C SL 82 B SL 84 F SL 82 B FF 93 S SL 83 2-3 ③ K	3 1	0 0	0 0	0 0	1 0	1 0	3 0
1 Luis Castillo, S (1, 4) OBP: 0.358, SLG: 0.314	F FF 87 B FF 90 C FC 90 B FF 88 B FF 90 B FF 88 4-2 1-2 2-3 3-H BB		C SL 78 B CH 82 C SI 88 X CH 82 1-2 ② G1-3			C FF 90 F FF 91 B SL 79 B CU 76 F FF 89 F FF 92 B FF 88 B SI 89 4-2 23 BB BB		B FF 92 C SI 93 C SL 79 B SL 80 B SI 93 C FF 93 3-3 ① K		2	0	0	1	2	1	0
23 Brian Schneider, L (1, 2) OBP: 0.345, SLG: 0.374	C FC 89 X FF 90 0-1 ③ F7		B SI 88 F CH 83 B SI 89 X SL 80 2-1 ③ G4-3			1 SAFE B SI 88 S SI 87 1 SAFE F CH 79 B FF 92 B FF 92 1 SAFE B SI 88 4-2 1-2 BB		C SL 81 B FF 94 S CH 86 B SL 81 B FF 93 F FF 93 S SL 81 3-3 ② K		3	0	0	0	1	1	3
34 Mike Pelfrey, R (1, 1) OBP: 0.145, SLG: 0.086 43 Brian Stokes, R (7, 1) OBP: 0.667, SLG: 0.667 Ricardo Rincon, L (7, 1) 9 Marlon Anderson, L (8, PH) OBP: 0.257, SLG: 0.284 Scott Schoeneweis, L (8, 1) Joe Smith, R (8, 1) 25 Pedro Feliciano, L (8, 1) Aaron Heilman, R (8, 1)		B CH 82 B CH 82 B CH 83 B CH 84 4-0 5 HR BB		C SI 88 C SL 79 B SL 78 S FF 90 1-3 ① K		M FF 91 B FF 91 B FF 90 M FF 90 L FF 91 2-3 ① K		C CH 84 B SL 82 C FF 94 F SL 82 B FF 94 B SL 81 X SL 82 3-2 1B		2 0 0 1 0 0 0 0	1 0 0 0 0 0 0 0	0 0 0 1 0 0 0 0	0 0 0 0 0 0 0 0	1 0 0 0 0 0 0 0	2 0 0 0 0 0 0 0	2 0 0 0 0 0 0 0
Inning Stats	R: 2 E: 0 K: 1 S: 16 H: 2 LOB: 3 BB: 3 P: 39	R: 2 E: 0 K: 1 S: 15 H: 2 LOB: 1 BB: 1 P: 26	R: 0 E: 0 K: 1 S: 11 H: 0 LOB: 0 BB: 0 P: 15	R: 0 E: 0 K: 2 S: 9 H: 0 LOB: 0 BB: 0 P: 13	R: 0 E: 0 K: 0 S: 6 H: 0 LOB: 1 BB: 1 P: 15	R: 0 E: 0 K: 1 S: 11 H: 0 LOB: 2 BB: 2 P: 21	R: 0 E: 0 K: 0 S: 7 H: 2 LOB: 1 BB: 0 P: 13	R: 0 E: 0 K: 2 S: 13 H: 1 LOB: 1 BB: 0 P: 22	R: 2 E: 0 K: 3 S: 17 H: 1 LOB: 0 BB: 1 P: 28	1B: 5 2B: 1 3B: 0 HR: 2 SF: 0 SAC: 0 DP: 1 HBP: 0						

PITCHER		IP	WLS	BF	H	R	ER	SO	BB	IBB	HBP	BLK	WP	HR	S	P	ERA	WHIP
61 James Parr, R ERA: 4.0	(1, 1)	1.2		13	4	4	4	2	4	0	0	0	0	1	30	63	21.60	4.800
38 Buddy Carlyle, R ERA: 3.81	(2, 1)	0.1		1	0	0	0	0	0	0	0	0	0	0	1	2	0.00	0.000
Vladimir Nunez, R ERA: 4.34	(3, 1)	2.0		6	0	0	0	3	0	0	0	0	0	0	20	28	0.00	0.000
50 Charlie Morton, R ERA: 6.15	(5, 1)	2.0		9	0	0	0	1	3	0	0	0	0	0	17	36	0.00	1.500
46 Manny Acosta, R ERA: 3.71	(7, 1)	1.0		4	2	0	0	0	0	0	0	0	0	0	7	13	0.00	2.000

PITCHER		IP	WLS	BF	H	R	ER	SO	BB	IBB	HBP	BLK	WP	HR	S	P	ERA	WHIP
Jorge Julio, R ERA: 3.86	(8, 1)	1.0	W	4	1	0	0	2	0	0	0	0	0	0	13	22	0.00	1.000
51 Michael Gonzalez, L ERA: 4.55	(9, 1)	1.0	S	5	1	2	2	3	1	0	0	0	0	1	17	28	18.00	2.000

AB	34
R	6
H	8
RBI	6
BB	8
SO	11
LOB	18

WP: 0 PA: 42
PB: 0
SB: 0
CS: 0

BOTTOM

New York Mets @ Atlanta Braves

Turner Field, Atlanta, GA

Sun Sep 21 2008, 1:30 PM EDT

Att. 49,222 - Cloudy - 72 F

livebaseballscorecards.com

Batter	1	2	3	4	5	6	7	8	9	AB	R	H	RBI	BB	SO	LOB
Josh Anderson, L (1, 8) OBP: 0.319, SLG: 0.351	C FS 88 B FS 87 B FS 87 B FF 89 C FF 89 F FF 92 F FF 91 X SI 90	3-2 ① **G1-3**	S SL 82 B FF 90 X FF 89	1-1 ② ③ **G3-6** **1-2f**	B FF 92 F SI 90 B SI 91 X FF 93	2-1 ③ **F8**	X FF 93	0-0 ① **SH1-4** **1-2** **2-3**	4-0 14 2B **1-2** IBB	3	0	0	0	0	0	3
50 Charlie Morton, R (5, 1) OBP: 0.059, SLG: 0.118										0	0	0	0	0	0	0
46 Manny Acosta, R (7, 1)										0	0	0	0	0	0	0
28 Brandon Jones, L (7, PH)										0	0	0	0	0	0	0
OBP: 0.304, SLG: 0.388 Jorge Julio, R (8, 1)										0	0	0	0	0	0	0
19 Yunel Escobar, R (8, PH) OBP: 0.366, SLG: 0.401										0	0	0	0	0	0	0
10 Chipper Jones, S (8, PH) OBP: 0.467, SLG: 0.567										0	0	0	1	0	0	0
51 Michael Gonzalez, R (9, 1)										0	0	0	0	0	0	0
14 Martín Prado, R (1, 5) OBP: 0.384, SLG: 0.480	C FF 89 B CU 73 X SI 90	1-1 16 BB 2 1B 4 HBP 1B	C FF 90 C FF 90 B FF 92 F SL 84 X SI 91	1-2 2 G4-3 2B	C SL 80 B FF 89 B SL 82 B FF 90 X FF 90	3-1 ① **F9**	B CU 78 C CU 78 X FF 94	1-1 ② **SF9** **2-3** **3-H**	S CU 81 B CU 80 C SI 93 B CU 83 X SI 92	2-2 **1-3** **2-H** **3-H** 2B	4	1	3	3	0	0	0
(9, 3)																
2 Kelly Johnson, L (1, 4) OBP: 0.347, SLG: 0.442	1 SAFE F FS 86 B FF 88 F FF 91 B SL 80 F SI 91 1 SAFE B FF 90 F FF 91	3-2 X SI 91 4 HBP 16 BB **1-2** 1B	B CU 71 X SI 89	1-0 ① **G4-3** **2-3**	S CU 73 B FF 92 B FS 81 B SI 89 C SI 88 X SI 89	3-2 ② **G4-3**	B SL 81 X SL 83	1-0 ③ **F7**	B CH 84 B CH 82 C SI 92 S SI 92 F SI 93 B SI 92 X SI 92	3-2 ③ **L7**	5	0	1	0	0	0	5
16 Brian McCann, L (1, 2) OBP: 0.369, SLG: 0.516	C SL 82 B FF 91 F FF 89 B SL 85 F SI 91 B FF 90 B SI 91	4-2 4 HBP **1-2** **2-3** BB	C CU 75 B FF 91 B FF 90 X SL 81	2-1 ② **L3**	X FF 91	0-0 ③ **F8**		C SL 80 B SI 88 X SI 88	1-1 ① **F8**	3	0	0	0	1	0	1
4 Omar Infante, R (1, 6) OBP: 0.343, SLG: 0.425	H SI 91	1-0 22 G4-6-3 **1-2** **2-3** **3-H** HBP	C SL 85 B FF 90 F SL 84 X SL 85	1-2 ③ **L4**		C FF 89 B SL 83 C FF 90 B FF 92 X SI 89	2-2 ① **F9**	F SL 79 B SI 88 F SI 88 B SI 88 X SL 82	2-2 22 1B 2B	3	1	1	1	0	0	1
(9, 5)																
22 Casey Kotchman, L (1, 3) OBP: 0.327, SLG: 0.409	B SL 82 X FF 90	1-0 ② ③ G4-6-3 **1-2f**		F FF 88 B SL 82 X FS 86	1-1 ① **F7**	C FF 92 C FF 89 S SI 90	0-3 ② **K**	S SL 80 X SL 80	0-1 7 S 7 3B **2-H** 1B	4	0	1	1	0	1	3
Brent Lillibridge, R (8, PR) OBP: 0.217, SLG: 0.292										0	1	0	0	0	0	0
(9, 6)																
7 Jeff Francoeur, R (1, 9) OBP: 0.297, SLG: 0.361		B FS 86 B FF 88 F FS 88 X FF 92	2-1 1 G4-3 1B 2B	X SL 82	0-0 2B	B FF 91 S SL 83 C FF 89 X SL 85	1-2 ③ **P4**	1 SAFE S SI 88 1 SAFE F SI 89 B SL 78 X SI 91	1-2 14 2B **1-H** 3B	4	2	3	1	0	0	0
1 Grégor Blanco, L (1, 7) OBP: 0.368, SLG: 0.311		C SI 88 X SI 89	0-1 ① **G4-3** **2-3**	C FF 90 F SI 88 B FF 92 B SL 84 B FF 91 S SI 91	3-3 ② **K**		B FF 88 B FS 88 C FS 86 B FF 89 F FS 85 B FF 89	4-2 28 SH1-4 14 SF9 1B BB	P PO 81 S SL 80 P PO 81 X SL 81	2-1 ② **F9**	3	1	0	0	1	1	4
(5, 8)																
61 James Parr, R (1, 1) OBP: 0.429, SLG: 0.400		B SL 82 B SI 88 F FF 91 X SI 90	2-1 G3-6 **3-H** 1B	C CU 72 B CU 70 B SI 90 B FS 82 B SI 92	4-1 BB		1 SAFE B CU 79 X FF 94	1-0 14 SF9 28 SH1-4 **1-2** 1B	I IN 55 I IN 57 I IN 58 I	4-0 10 IBB 14 2B IBB	0	0	0	0	0	0	0
38 Buddy Carlyle, L (2, 1) OBP: 0.333, SLG: 0.250											0	0	0	0	0	0
Ruben Gotay, S (2, PH) OBP: 0.313, SLG: 0.333											1	0	1	0	0	0
Vladimir Nunez, R (3, 1)											0	0	0	0	0	0
Greg Norton, S (4, PH) OBP: 0.379, SLG: 0.451											1	1	1	0	2	0
(5, 7)																
Inning Stats	R: 1 E: 0 K: 0 S: 16 H: 2 LOB: 2 BB: 1 P: 29	R: 1 E: 0 K: 0 S: 8 H: 2 LOB: 0 BB: 0 P: 13	R: 0 E: 0 K: 0 S: 10 H: 1 LOB: 1 BB: 0 P: 15	R: 0 E: 0 K: 1 S: 9 H: 1 LOB: 2 BB: 1 P: 19	R: 0 E: 0 K: 0 S: 6 H: 0 LOB: 0 BB: 0 P: 12	R: 0 E: 0 K: 1 S: 9 H: 0 LOB: 0 BB: 0 P: 12	R: 1 E: 0 K: 0 S: 7 H: 1 LOB: 1 BB: 1 P: 14	R: 4 E: 0 K: 0 S: 21 H: 4 LOB: 3 BB: 2 P: 38		1B: 5 2B: 5 3B: 1 HR: 0	SF: 1 SAC: 1 DP: 2 HBP: 1				

AB	31
R	7
H	11
RBI	7
BB	5
SO	2
LOB	17

PITCHER		IP	WLS	BF	H	R	ER	SO	BB	IBB	HBP	BLK	WP	HR	S	P	ERA	WHIP
34 Mike Pelfrey, R ERA: 3.7	(1, 1)	6.0		26	6	3	3	2	3	0	1	0	0	0	60	106	4.50	1.500
43 Brian Stokes, R	(7, 1)	0.2	H	3	1	0	0	0	0	0	0	0	0	0	4	6	0.00	1.500
Ricardo Rincon, L ERA: 3.0	(7, 1)	0.1	H	1	0	0	0	0	0	0	0	0	0	0	1	2	0.00	0.000
Scott Schoeneweis, L ERA: 3.25	(8, 1)	0.1	L	3	2	2	2	0	0	0	0	0	0	0	7	10	54.00	6.000
Joe Smith, R ERA: 3.71	(8, 1)	0.0		1	1	0	0	0	0	0	0	0	0	0	3	4	∞	∞

PITCHER		IP	WLS	BF	H	R	ER	SO	BB	IBB	HBP	BLK	WP	HR	S	P	ERA	WHIP
25 Pedro Feliciano, L ERA: 4.1	(8, 1)	0.1		2	0	0	0	0	0	1	0	0	0	0	4	8	0.00	0.000
Aaron Heilman, R ERA: 5.33	(8, 1)	0.1		3	1	2	2	0	0	1	0	0	0	0	7	16	54.00	3.000

WP: 0	PA: 39
PB: 0	
SB: 1	
CS: 0	

TOP

Atlanta Braves @ Philadelphia Phillies

Citizens Bank Park, Philadelphia, PA

Mon Sep 22 2008, 7:05 PM EDT

Att. 36,796 - Overcast - 71 F

livebaseballscorecards.com

Batter	1	2	3	4	5	6	7	8	9	AB	R	H	RBI	BB	SO	LOB
Josh Anderson, L (1, 8) OBP: 0.311, SLG: 0.342	B FF 87 F FF 87 S SL 79 F FF 89 C CH 79 1-3 ① K		B FF 89 F FF 87 F CH 80 F SL 82 X SL 80 1-2 ③ L8			X SL 79 0-0 ① B4-3	I IN 57 I IN 63 I IN 68 I IN 64 4-0 14 FC5-4 IBB		F FC 92 X FC 92 0-1 ② F7	3	0	0	0	0	1	0
19 Yunel Escobar, R (7, PH) OBP: 0.366, SLG: 0.401										0	0	0	0	0	0	0
Greg Norton, S (7, PH) OBP: 0.381, SLG: 0.451										0	0	0	0	1	0	0
1 Grégor Blanco, L (7, 8) OBP: 0.367, SLG: 0.310										1	0	0	0	0	0	2
14 Martín Prado, R (1, 5) OBP: 0.380, SLG: 0.471	F FF 88 B FF 89 T FF 89 X SL 81 1-2 ② P4			B CH 79 X FF 88 1-0 ① G5-3		C FF 89 B CH 80 B CH 81 B FF 86 B FF 88 4-1 2 HR BB	C SL 84 C SL 83 X CH 87 0-2 ③ FC5-4 1-2f		B FC 93 X FF 95 1-0 ③ G4-3	4	1	0	0	1	0	4
2 Kelly Johnson, L (1, 4) OBP: 0.348, SLG: 0.450	B SL 80 B FF 88 B FF 86 C FF 87 F FF 89 X FF 87 3-2 ③ L9			C CH 78 B FF 87 B FF 88 F SL 79 S SL 82 2-3 ② K		C SL 80 X SL 80 0-1 1-H HR		C FF 89 C FF 92 F CH 88 B CH 88 X SL 83 1-2 7 FC6-2 2B		4	1	2	2	0	1	0
4 Omar Infante, R (1, 7) OBP: 0.342, SLG: 0.423		X FF 88 0-0 7 G6-3 7 PB 1B		B SL 79 C CH 79 B SL 78 F FF 87 S CH 79 2-3 ③ K		B CH 80 L FF 86 F FF 87 B FF 90 C FF 88 2-3 ② K		B FF 94 F FF 92 D SL 86 F CH 88 X SL 84 2-2 ① L6		4	0	1	0	0	2	1
7 Jeff Francoeur, R (1, 9) OBP: 0.297, SLG: 0.360		B FF 85 B FF 87 F CH 78 B FF 88 X CH 77 3-1 ① G6-3 1-3			B CH 79 F CH 79 F SL 80 B CH 80 B FF 88 F FF 88 S FF 88 3-3 ① K	X FF 87 0-0 1B		F SL 84 D SL 84 F SL 82 D FF 93 X SL 82 2-2 ② FC6-2 3-H		4	0	1	0	0	1	2
22 Casey Kotchman, L (1, 3) OBP: 0.325, SLG: 0.406		C SL 81 B FF 88 3 SAFE X FF 89 1-1 ② L6			B FF 87 X FF 88 1-0 ② G4-3	B FF 88 1 SAFE X SL 80 1-0 ③ F9		C FF 90 B FF 90 X FF 91 1-1 ③ L8		4	0	0	0	0	0	3
5 Clint Sammons, R (1, 2) OBP: 0.222, SLG: 0.204		B CH 80 D CH 79 B FF 89 X FF 88 3-0 ③ P3			B FF 88 B CH 81 C FF 88 C FF 88 B FF 89 B FF 89 4-2 1B BB		F FF 87 B FF 88 B FF 87 B FF 88 X FF 87 3-1 ① P3		B FF 95 C FF 94 C FF 94 X FC 92 1-2 ① F9	2	0	0	0	1	0	1
Ruben Gotay, S (9, PH) OBP: 0.310, SLG: 0.330										1	0	0	0	0	0	0
Brent Lillibridge, R (1, 6) OBP: 0.236, SLG: 0.309			C FF 87 B CH 79 X FF 88 1-1 ① L9		X FF 87 0-0 1-2 1B		X CH 78 0-0 49 SH3 1B		X FF 95 0-0 16 2B 1B	3	0	2	0	0	0	0
10 Chipper Jones, S (9, PH) OBP: 0.468, SLG: 0.568										1	0	1	0	0	0	0
49 Jair Jurrjens, R (1, 1) OBP: 0.188, SLG: 0.138			C FF 86 C SL 78 X CH 80 0-2 ② G3		X FF 87 0-0 ③ P3		B FF 87 1 SAFE M FF 85 1 SAFE X FF 85 1-1 ② SH3 1-2		B FC 91 F FF 96 B FC 93 X FF 96 2-1 1-3 2B	2	0	0	0	0	0	2
30 Jeff Bennett, R (8, 1) OBP: 0.364, SLG: 0.333										0	0	0	0	0	0	0
Will Ohman, L (8, 1)										0	0	0	0	0	0	0
Julian Tavarez, L (8, 1)										0	0	0	0	0	0	0
16 Brian McCann, L (9, PH) OBP: 0.370, SLG: 0.519										1	0	1	0	0	0	0

Inning Stats	1	2	3	4	5	6	7	8	9
	R: 0 E: 0 K: 1 S: 10 H: 0 LOB: 0 BB: 0 P: 15	R: 0 E: 0 K: 0 S: 6 H: 1 LOB: 1 BB: 0 P: 13	R: 0 E: 0 K: 0 S: 9 H: 0 LOB: 0 BB: 0 P: 11	R: 0 E: 0 K: 2 S: 7 H: 0 LOB: 0 BB: 0 P: 12	R: 0 E: 0 K: 1 S: 9 H: 1 LOB: 2 BB: 1 P: 17	R: 2 E: 0 K: 1 S: 9 H: 2 LOB: 1 BB: 1 P: 16	R: 0 E: 0 K: 0 S: 8 H: 1 LOB: 2 BB: 1 P: 16	R: 0 E: 1 K: 0 S: 12 H: 1 LOB: 1 BB: 0 P: 18	R: 0 E: 0 K: 0 S: 9 H: 2 LOB: 2 BB: 0 P: 13

AB	34
R	2
H	8
RBI	2
BB	3
SO	5
LOB	15

1B: 5	SF: 0	WP: 0	PA: 38
2B: 2	SAC: 1	PB: 1	
3B: 0	DP: 0	SB: 0	
HR: 1	HBP: 0	CS: 0	

PITCHER		IP	WLS	BF	H	R	ER	SO	BB	IBB	HBP	BLK	WP	HR	S	P	ERA	WHIP
43 J.A. Happ, L ERA: 3.9	(1, 1)	6.2		27	5	2	2	5	2	0	0	0	0	1	55	93	2.70	1.050
57 Rudy Seanez, R ERA: 3.64	(7, 1)	1.0		5	1	0	0	0	0	1	0	0	0	0	13	22	0.00	1.000
47 Scott Eyre, L ERA: 4.3	(8, 1)	0.1	W	1	0	0	0	0	0	0	0	0	0	0	2	3	0.00	0.000
46 Ryan Madson, R ERA: 3.0	(9, 1)	1.0		5	2	0	0	0	0	0	0	0	0	0	9	13	0.00	2.000

PITCHER	IP	WLS	BF	H	R	ER	SO	BB	IBB	HBP	BLK	WP	HR	S	P	ERA	WHIP

Batter	1	2	3	4	5	6	7	8	9	AB	R	H	RBI	BB	SO	LOB
11 Jimmy Rollins, S (1, 6) OBP: 0.348, SLG: 0.440	C FF 90 B SI 90 X FF 91 1-1 26 2B 2B		F SI 90 F CH 83 F CH 83 B FF 92 B FF 92 F FF 92 B CH 86 F FF 93 F CH 86 3-2 F CH 86 X SI 94 G4-3 ①		C FF 91 B CH 84 X CH 84 1-1 F8 ③			1 SAFE B SI 93 X SI 93 1-0 G4-3 ① 1-3		4	1	1	0	0	0	1
26 Chase Utley, L (1, 4) OBP: 0.379, SLG: 0.531	F SI 92 X FF 93 0-1 2-H 2B		B SI 92 B CH 86 B CH 84 C SI 92 F SI 92 B SI 94 4-2 BB			S CH 83 X FF 92 0-1 F7 ①		I IN 87 I IN 87 I IN 86 I IN 86 4-0 28 FC5 HR IBB		2	1	1	1	2	0	0
28 Jayson Werth, R (1, 9) OBP: 0.369, SLG: 0.503	C SL 80 B SI 92 F CH 84 X SL 80 1-2 G6-3 ①		C CH 85 F SI 94 1 SAFE X SI 95 0-2 P4 ②			C SI 93 B SI 93 X FF 92 1-1 6 S 1B		D SL 86 X SI 93 1-0 FC5 HR 1-2 3-H		4	1	1	1	0	0	3
6 Ryan Howard, L (1, 3) OBP: 0.334, SLG: 0.529	C CH 84 X SI 93 0-1 F7 ②		B FF 95 B CH 84 S CH 85 1 SAFE X FF 95 2-1 L9 ③			1 SAFE C CH 84 B CH 85 B CH 84 F CH 85 1 SAFE S FF 94 2-3 K 1-2 ②		C FF 89 B SL 79 X SI 89 1-1 F7 ②		4	0	0	0	0	1	5
Pat Burrell, R (1, 7) OBP: 0.362, SLG: 0.503 4 Eric Bruntlett, R (9, 7) OBP: 0.296, SLG: 0.291	C SI 94 X SI 92 0-1 F7 ③			F SL 79 B SI 92 X CH 85 1-1 G4-3 ①		F SI 94 D SL 82 C SL 79 X FF 94 1-2 F8 ③		B SI 90 B SL 82 B SL 83 C SI 92 X SI 91 3-1 1-H 2-H HR		4 0	1 0	1 0	3 0	0 0	0 0	2 0
8 Shane Victorino, S (1, 8) OBP: 0.353, SLG: 0.448		B FF 90 X SI 90 1-0 51 WP 7 G6-3 51 G4-3 1B		X SI 92 0-0 7 G6-4-3 1B			B FF 89 B CH 82 C FF 91 X SI 92 2-1 F8 ①	F FF 88 F CH 86 B SL 82 X CH 86 1-2 3B		4	1	3	0	0	0	0
7 Pedro Feliz, R (1, 5) OBP: 0.299, SLG: 0.402		1 SAFE C SI 92 S CH 84 B SI 95 X CH 83 1-2 G6-3 ① 1-2		1 SAFE 1 SAFE B SI 93 1 SAFE X CH 85 1-0 G6-4-3 ② ③ 1-2f			C FF 94 B FF 92 B SL 81 S CH 86 F SI 95 F CH 86 X SI 95 2-2 G4-3 ②	B SI 89 C CH 85 B SL 82 X SL 81 2-1 F7 ③		4	0	0	0	0	0	4
51 Carlos Ruiz, R (1, 2) OBP: 0.328, SLG: 0.312		C SI 94 B CH 84 S CH 85 B SI 95 B CH 86 X SI 95 3-2 G4-3 ② 2-H			X FF 92 0-0 G6-3 ①		X FF 93 0-0 G1-3 ③			3	0	0	1	0	0	0
43 J.A. Happ, L (1, 1) 57 Rudy Seanez, R (7, 1) 47 Scott Eyre, L (8, 1) 19 Greg Dobbs, L (8, PH) OBP: 0.335, SLG: 0.491 40 Greg Golson, R (8, PR) 46 Ryan Madson, L (9, 1)		B SI 94 B FF 90 C FF 91 X FF 92 2-1 G4-3 ③			C FF 92 S SI 92 X SI 93 0-2 F7 ②			B SL 87 B SI 93 C SI 93 X SI 93 2-1 11 E 28 FC5 1B		2 0 0 0 1 0 0	0 0 0 0 0 1 0	0 0 0 0 1 0 0	0 0 0 0 0 0 0	0 0 0 0 0 0 0	0 0 0 0 0 0 0	0 0 0 0 0 0 0
Inning Stats	R: 1 E: 0 K: 0 S: 11 H: 2 LOB: 1 BB: 0 P: 13	R: 1 E: 0 K: 0 S: 9 H: 1 LOB: 0 BB: 0 P: 16	R: 0 E: 0 K: 0 S: 15 H: 0 LOB: 1 BB: 1 P: 24	R: 0 E: 0 K: 0 S: 4 H: 1 LOB: 0 BB: 0 P: 6	R: 0 E: 0 K: 0 S: 6 H: 0 LOB: 0 BB: 0 P: 7	R: 0 E: 0 K: 1 S: 10 H: 1 LOB: 1 BB: 0 P: 14	R: 0 E: 0 K: 0 S: 8 H: 0 LOB: 0 BB: 0 P: 12	R: 4 E: 1 K: 0 S: 13 H: 3 LOB: 2 BB: 1 P: 28		1B: 4 2B: 2 3B: 1 HR: 1	SF: 0 SAC: 0 DP: 1 HBP: 0					

PITCHER		IP	WLS	BF	H	R	ER	SO	BB	IBB	HBP	BLK	WP	HR	S	P	ERA	WHIP
49 Jair Jurrjens, R ERA: 3.68	(1, 1)	7.0		26	5	2	2	1	1	0	0	0	1	0	63	92	2.57	0.857
30 Jeff Bennett, R ERA: 3.86	(8, 1)	0.1	L	4	1	3	1	0	0	1	0	0	0	0	4	12	27.00	3.000
Will Ohman, L ERA: 3.75	(8, 1)	0.1		1	0	0	0	0	0	0	0	0	0	0	2	3	0.00	0.000
Julian Tavarez, R ERA: 5.16	(8, 1)	0.1		3	2	1	0	0	0	0	0	0	0	1	7	13	0.00	6.000

PITCHER	IP	WLS	BF	H	R	ER	SO	BB	IBB	HBP	BLK	WP	HR	S	P	ERA	WHIP

BOTTOM

Atlanta Braves @ Philadelphia Phillies

Citizens Bank Park, Philadelphia, PA

Mon Sep 22 2008, 7:05 PM EDT

Att. 36,796 - Overcast - 71 F

livebaseballscorecards.com

AB	32
R	6
H	8
RBI	6
BB	2
SO	1
LOB	15

Atlanta Braves @ Philadelphia Phillies

Citizens Bank Park, Philadelphia, PA

Tue Sep 23 2008, 7:05 PM EDT

Att. 39,322 - Clear - 66 F

livebaseballscorecards.com

TOP

Batter	1	2	3	4	5	6	7	8	9	AB	R	H	RBI	BB	SO	LOB
Josh Anderson, L (1, 8) OBP: 0.310, SLG: 0.339	B FF 90 X FF 90 1-0 ① F7	C CU 75 S FF 91 X FF 90 0-2 2-3 1B		B FF 86 F FF 88 B CH 80 F FF 88 B CU 77 S CH 81 3-3 ③ K			1 SAFE X FF 89 0-0 ① G6-3 1-2			4	0	1	0	0	1	1
14 Martín Prado, R (1, 5) OBP: 0.378, SLG: 0.471	F FF 90 C CU 75 X FF 93 0-2 2 1B 2B	C CU 76 B CH 82 X FF 93 1-1 ③ L9			B FF 91 F FF 90 B CH 79 F CH 81 F CU 75 X FF 93 2-2 ① P4		C CH 80 B CH 77 F FF 90 F CU 76 F FF 92 X FF 92 1-2 ② F9			4	1	1	0	0	0	3
2 Kelly Johnson, L (1, 4) OBP: 0.349, SLG: 0.450	B FF 91 F CH 79 C FF 90 F FF 90 B CH 81 F FF 93 X CH 80 2-2 16 S 2-H 1B		C CU 72 X CH 79 0-1 4 1B 22 CS 1B		F CH 81 C FF 91 F FF 90 B FF 92 B FF 89 F FF 93 S CU 77 2-3 ② K2-3		B FF 88 B CH 80 C CU 76 S CH 80 F FF 92 X CU 77 2-2 ③ G4-3			4	1	2	1	0	1	1
16 Brian McCann, L (1, 2) OBP: 0.369, SLG: 0.516	B FF 89 C FF 92 F FF 92 F FF 94 B FF 91 B FF 93 B CH 81 4-2 1-2 BB		C FF 90 B FF 87 B FF 90 B FF 90 X FF 92 3-1 ① F8		B CH 81 B CU 75 C CU 75 S FF 90 S FF 90 2-3 ③ K			C SL 76 B FF 90 B SL 82 X FF 90 2-1 ① G4-3		3	0	0	0	1	1	1
4 Omar Infante, R (1, 7) OBP: 0.341, SLG: 0.421 1 Grégor Blanco, L (8, 7) OBP: 0.367, SLG: 0.310	C FF 93 X CH 82 0-1 ② F3		1 SAFE L CH 82 X CH 82 0-1 22 CS 1-2 1B			C FF 86 B CU 73 B FF 90 X FF 89 2-1 ① F7		B SI 90 X CH 81 1-0 ② G5-3		4 0	0 0	1 0	0 0	0 0	0 0	2 0
7 Jeff Francoeur, R (1, 9) OBP: 0.295, SLG: 0.358	S CH 79 F CH 81 S CH 79 0-3 ③ K		S FF 92 F FF 93 S CH 80 0-3 ② K			X CH 79 0-0 ② G6-3		X FC 86 0-0 ③ P6		4	0	0	0	0	2	4
22 Casey Kotchman, L (1, 3) OBP: 0.326, SLG: 0.413		B CU 73 F CU 72 F FF 90 B CU 76 B FF 91 F CH 80 F CH 80 X FF 93 3-2 1B SH1-4 1B	B CH 82 B FF 90 C CU 76 C CH 82 S CU 79 2-3 ③ K2-3 1-3 2-H			X CU 73 0-0 HR			S FC 87 B FC 86 B FC 86 S CH 82 B CH 83 F FC 88 F CH 83 X CH 82 3-2 ① G3-1	4	1	2	1	0	1	1
Brent Lillibridge, R (1, 6) OBP: 0.224, SLG: 0.292		C FF 91 B CH 81 D CU 74 C CH 81 T FF 92 2-2 ① K		S CH 78 X FF 91 0-1 ① P3		B FF 90 F FF 89 F FF 91 F FF 92 X FF 92 1-2 ③ P4			X FC 86 0-0 ② B2-3	4	0	0	0	0	1	1
Mike Hampton, R (1, 1) OBP: 0.282, SLG: 0.318 Ruben Gotay, S (7, PH) OBP: 0.316, SLG: 0.337 Will Ohman, L (7, 1) 30 Jeff Bennett, R (8, 1) OBP: 0.364, SLG: 0.333 Greg Norton, S (9, PH) OBP: 0.360, SLG: 0.448 51 Michael Gonzalez, R (9, 1)		S CH 81 X FF 92 0-1 ② SH1-4 1-2		X CH 79 0-0 ② F8			S CH 78 B FF 89 X FF 87 1-1 G6-3 1B		B SI 90 S SI 91 S SI 91 S SI 82 1-3 ③ K	1 1 0 0 1 0	0 0 0 0 0 0	0 1 0 0 0 0	0 0 0 0 0 0	0 0 0 0 1 0	0 0 0 0 0 0	0 0 0 0 0 0
Inning Stats	R: 1 E: 0 K: 1 S: 17 H: 2 LOB: 2 BB: 1 P: 24	R: 0 E: 0 K: 1 S: 15 H: 2 LOB: 2 BB: 0 P: 21	R: 1 E: 0 K: 2 S: 12 H: 2 LOB: 1 BB: 0 P: 17	R: 0 E: 0 K: 1 S: 6 H: 0 LOB: 0 BB: 0 P: 9	R: 0 E: 0 K: 2 S: 12 H: 0 LOB: 0 BB: 0 P: 18	R: 1 E: 0 K: 0 S: 8 H: 1 LOB: 0 BB: 0 P: 11	R: 0 E: 0 K: 0 S: 12 H: 1 LOB: 1 BB: 0 P: 16	R: 0 E: 0 K: 0 S: 4 H: 0 LOB: 0 BB: 0 P: 7	R: 0 E: 0 K: 1 S: 9 H: 0 LOB: 0 BB: 0 P: 13	1B: 6 2B: 1 3B: 0 HR: 1 SF: 0 SAC: 1 DP: 0 HBP: 0						

AB	34
R	3
H	8
RBI	2
BB	1
SO	8
LOB	14

WP: 0 PA: 36
PB: 0
SB: 1
CS: 2

PITCHER		IP	WLS	BF	H	R	ER	SO	BB	IBB	HBP	BLK	WP	HR	S	P	ERA	WHIP
35 Cole Hamels, L ERA: 3.09	(1, 1)	7.0	L	30	8	3	2	7	1	0	0	0	0	1	82	116	2.57	1.286
47 Scott Eyre, L ERA: 4.24	(8, 1)	0.1		1	0	0	0	0	0	0	0	0	0	0	2	4	0.00	0.000
37 Chad Durbin, R ERA: 2.92	(8, 1)	1.1		4	0	0	0	0	0	0	0	0	0	0	8	12	0.00	0.000
16 J.C. Romero, L ERA: 2.65	(9, 1)	0.1		1	0	0	0	1	0	0	0	0	0	0	3	4	0.00	0.000

PITCHER	IP	WLS	BF	H	R	ER	SO	BB	IBB	HBP	BLK	WP	HR	S	P	ERA	WHIP

BOTTOM

Atlanta Braves @ Philadelphia Phillies

Citizens Bank Park, Philadelphia, PA

Tue Sep 23 2008, 7:05 PM EDT

Att. 39,322 - Clear - 66 F

livebaseballscorecards.com

Batter	1	2	3	4	5	6	7	8	9	AB	R	H	RBI	BB	SO	LOB
11 Jimmy Rollins, S (1, 6) OBP: 0.345, SLG: 0.437	L8		K		G5-3		F8			4	0	0	0	0	1	0
26 Chase Utley, L (1, 4) OBP: 0.380, SLG: 0.532	28 G1-4-3 1B		28 E 2B		F9			F9		4	0	2	0	0	0	0
28 Jayson Werth, R (1, 9) OBP: 0.365, SLG: 0.498	G1-4-3 1-2f		E4 6 BB 2-3		K			G5-3		4	0	0	0	0	1	2
6 Ryan Howard, L (1, 3) OBP: 0.338, SLG: 0.534		8 G4-6-3 7 1B BB 1B	BB 1-2			2B 3B		FC5-4 BB		2	2	2	0	2	0	0
Pat Burrell, R (1, 7) OBP: 0.363, SLG: 0.504		8 G4-6-3 1-2 BB	P5			8 FC6-5-4 3-H 2B		FC5-4 1-2f		3	0	1	1	1	0	4
8 Shane Victorino, S (1, 8) OBP: 0.351, SLG: 0.444		G4-6-3 1-2f 2-3		P5		FC6-5-4 7 CS 2-3			K	4	0	0	0	0	1	3
7 Pedro Feliz, R (1, 5) OBP: 0.301, SLG: 0.402 40 Greg Golson, R (9, PR)		51 FC4 3-H 1B		G5-3		G5-3 1-2			51 G5-4-3 BB	3 0	0 0	1 0	1 0	1 0	0 0	1 0
51 Carlos Ruiz, R (1, 2) OBP: 0.327, SLG: 0.309		FC4 1-2f		BB			F9		G5-4-3 1-2f	3	0	0	0	1	0	2
35 Cole Hamels, L (1, 1) OBP: 0.234, SLG: 0.250 27 Chris Coste, R (7, PH) OBP: 0.328, SLG: 0.431 47 Scott Eyre, L (8, 1) 37 Chad Durbin, R (8, 1) OBP: 0.111, SLG: 0.111 16 J.C. Romero, S (9, 1)			K	K			F9			2 1 0 0 0	0 0 0 0 0	0 0 0 0 0	0 0 0 0 0	0 0 0 0 0	2 0 0 0 0	1 0 0 0 0

Inning Stats	1	2	3	4	5	6	7	8	9
	R: 0 E: 0 K: 0 S: 8	H: 1 LOB: 0 BB: 0 P: 12	R: 1 E: 0 K: 0 S: 10	H: 2 LOB: 1 BB: 1 P: 17	R: 0 E: 1 K: 2 S: 13	H: 1 LOB: 3 BB: 1 P: 24	R: 0 E: 0 K: 1 S: 10	H: 0 LOB: 1 BB: 1 P: 16	R: 0 E: 0 K: 1 S: 9	H: 0 LOB: 0 BB: 0 P: 12	R: 1 E: 0 K: 0 S: 7	H: 2 LOB: 0 BB: 0 P: 13	R: 0 E: 0 K: 0 S: 12	H: 0 LOB: 0 BB: 0 P: 19	R: 0 E: 0 K: 0 S: 10	H: 0 LOB: 1 BB: 1 P: 18	R: 0 E: 0 K: 1 S: 9	H: 0 LOB: 1 BB: 1 P: 14

	1B: 3	SF: 0	WP: 0	PA: 35
	2B: 2	SAC: 0	PB: 0	
	3B: 1	DP: 3	SB: 0	
	HR: 0	HBP: 0	CS: 1	

PITCHER		IP	WLS	BF	H	R	ER	SO	BB	IBB	HBP	BLK	WP	HR	S	P	ERA	WHIP
Mike Hampton, L ERA: 4.88	(1, 1)	6.0	W	25	6	2	2	4	3	0	0	0	0	0	57	94	3.00	1.500
Will Ohman, L ERA: 3.68	(7, 1)	1.0	H	3	0	0	0	0	0	0	0	0	0	0	12	19	0.00	0.000
30 Jeff Bennett, R ERA: 3.82	(8, 1)	1.0	H	4	0	0	0	0	1	0	0	0	0	0	10	18	0.00	1.000
51 Michael Gonzalez, L ERA: 4.41	(9, 1)	1.0	S	3	0	0	0	1	1	0	0	0	0	0	9	14	0.00	1.000

PITCHER	IP	WLS	BF	H	R	ER	SO	BB	IBB	HBP	BLK	WP	HR	S	P	ERA	WHIP

AB	30
R	2
H	6
RBI	2
BB	5
SO	5
LOB	13

Atlanta Braves @ Philadelphia Phillies

Citizens Bank Park, Philadelphia, PA

Wed Sep 24 2008, 7:05 PM EDT

Att. 41,430 - Partly Cloudy - 65 F

livebaseballscorecards.com

Batter	1	2	3	4	5	6	7	8	9	AB	R	H	RBI	BB	SO	LOB
Josh Anderson, L (1, 8) OBP: 0.321, SLG: 0.352	B FF 90 X SI 87 1-0 2 1B 14 1B 2B	D SL 78 C CU 76 X SL 84 1-1 1-2 1B		C CU 75 B FF 90 F CU 75 F FF 91 X CH 84 1-2 ③ L7	C FF 88 F FF 89 S FF 90 0-3 ③ K			B SI 92 B FF 93 C SI 92 B SI 91 T SI 93 B SI 92 4-2 2 S 14 1B BB		4	2	2	0	1	1	0
2 Kelly Johnson, L (1, 4) OBP: 0.348, SLG: 0.448	X CU 77 0-0 14 1B 22 1B 2-3 1B	D SL 82 F SI 88 2 SAFE F SL 79 B SL 80 B CU 79 S CH 82 3-3 ③ K			B CH 84 F SI 86 F SL 82 B FF 90 F CU 76 B CU 69 X SL 81 3-2 ① F7	S SL 78 F SL 83 S FF 89 0-3 ① K		C SI 93 B SI 92 B SI 92 S SI 92 C SI 92 2-3 ② 1-2		5	1	1	0	0	3	3
14 Martín Prado, R (1, 5) OBP: 0.387, SLG: 0.477	C SL 79 C FF 90 B FF 92 D SL 81 B FF 91 X SL 84 3-2 22 1B 16 S 1-3 3-H 1B		C FF 88 X FF 89 0-1 16 2B 1B		B FF 90 B CU 75 C FF 89 C SL 82 B SI 90 F SL 81 F FF 89 B CU 76 4-2 16 2B BB	C FF 89 F FF 88 X SL 81 0-2 G5-3		B SI 92 X SL 77 1-0 2-H 1B		4	1	3	2	1	0	0
16 Brian McCann, L (1, 2) OBP: 0.371, SLG: 0.523	B FF 92 B SL 79 B CU 78 C FF 90 F SI 88 C CU 78 3-3 ① 1-2		B SI 91 S CH 83 F FF 90 X CH 83 1-2 ① 22 G3 1-H 2B		C SI 86 B SI 87 F CU 77 1 SAFE B SL 79 F CH 82 F SL 78 B FF 90 X CH 85 3-2 4 FC3 4 E 1-H 2B	C FF 89 B CH 79 B FF 90 S SL 81 B SL 81 F FF 90 F SL 80 F SL 82 X FF 90 3-2 2B		C SI 93 B SI 92 X SI 92 1-1 G1-3		5	2	3	1	0	1	3
22 Casey Kotchman, L (1, 3) OBP: 0.327, SLG: 0.411	B FF 91 C CU 78 X FF 91 1-1 4 G1-6-3 2-3 3-H 1B		B SI 88 B SI 88 C SL 78 X CH 84 2-1 ② G3 3-H		I IN 64 I IN 67 I IN 69 I IN 71 4-0 4 E 28 1B IBB	B FF 90 F FF 90 B FF 90 X SL 81 2-1 ③ G3-1			B SI 91 F FC 89 X SL 86 1-1 ① G4-3	4	1	1	2	1	0	1
4 Omar Infante, R (1, 6) OBP: 0.339, SLG: 0.420	X SL 78 0-0 ②③ G1-6-3 1-2f		F FF 90 B FF 91 B SL 79 X FC 85 2-1 2B		B FC 86 C FC 85 B SI 89 C SI 90 B SI 90 X SI 91 3-2 FC3 28 1B 10 HR 1-2 2-H		C SL 82 F CH 87 B FF 92 X SL 83 1-2 ① L4		B FF 91 X FC 89 1-0 ② L7	5	1	1	0	0	0	3
7 Jeff Francoeur, R (1, 9) OBP: 0.294, SLG: 0.357		B FF 90 F FF 90 F FC 85 F FF 90 X FF 91 1-2 ① G4-3	F FF 91 T FF 92 F FF 91 B FF 92 X SL 79 1-2 ③ G5-3		B SI 91 B FC 86 C FC 87 C SI 92 F FC 86 S FF 93 2-3 ② K		C SL 82 B FF 92 B FF 92 X SL 80 2-1 ② F7		X FC 87 0-0 1B	5	0	1	0	0	1	3
28 Brandon Jones, L (1, 7) OBP: 0.310, SLG: 0.393 Jorge Julio, R (7, 1) Julian Tavarez, L (8, 1) Greg Norton, S (9, PH) OBP: 0.378, SLG: 0.446 46 Manny Acosta, R (9, 1)	S SI 87 C CU 78 B SL 79 B SI 86 B SL 79 X SI 86 3-2 1B 1B		C SI 86 X CH 82 0-1 ① F8		B CH 81 C FC 87 B FF 93 X CH 82 2-1 10 HR 1-2 2-H 1B		S SL 82 B CH 87 X SL 82 1-1 ③ L4		C FC 89 B FC 91 X CH 84 1-1 ③ G3	4 0 0 1 0	1 0 0 0 0	2 0 0 0 0	1 0 0 0 0	0 0 0 0 0	0 0 0 1 0	0 0 0 1 0
37 Jo-Jo Reyes, L (1, 1) OBP: 0.161, SLG: 0.200 38 Buddy Carlyle, L (4, 1) OBP: 0.333, SLG: 0.250 10 Chipper Jones, S (5, PH) OBP: 0.469, SLG: 0.575 Vladimir Nunez, R (5, 1) 1 Grégor Blanco, L (7, 7) OBP: 0.366, SLG: 0.309	C FF 90 C CU 78 1 SAFE S SL 79 0-3 ② K		X FF 88 0-0 ② F8		B FF 88 C SL 75 B CH 78 X FF 90 2-1 1-H 2-H HR			X SI 92 0-0 ① G1-3		2 0 1 0 1	0 0 1 0 0	0 0 1 0 0	0 0 3 0 0	1 0 0 0 0	1 0 0 0 0	1 0 0 0 0
Inning Stats	R: 2 E: 0 K: 1 S: 11 H: 4 LOB: 1 BB: 0 P: 19	R: 0 E: 0 K: 2 S: 15 H: 2 LOB: 2 BB: 0 P: 23	R: 1 E: 0 K: 0 S: 13 H: 3 LOB: 1 BB: 0 P: 19	R: 0 E: 0 K: 0 S: 7 H: 0 LOB: 0 BB: 0 P: 8	R: 6 E: 1 K: 2 S: 27 H: 3 LOB: 0 BB: 2 P: 50	R: 0 E: 0 K: 1 S: 14 H: 1 LOB: 1 BB: 0 P: 19	R: 0 E: 0 K: 0 S: 7 H: 0 LOB: 0 BB: 0 P: 11	R: 1 E: 0 K: 1 S: 9 H: 1 LOB: 1 BB: 1 P: 17	R: 0 E: 0 K: 0 S: 6 H: 1 LOB: 1 BB: 0 P: 9	1B: 9 2B: 5 3B: 0 HR: 1	SF: 0 SAC: 0 DP: 1 HBP: 0			WP: 0 PB: 0 SB: 2 CS: 0	PA: 44		

TOP

AB	41
R	10
H	15
RBI	9
BB	3
SO	7
LOB	15

PITCHER		IP	WLS	BF	H	R	ER	SO	BB	IBB	HBP	BLK	WP	HR	S	P	ERA	WHIP
39 Brett Myers, R ERA: 4.55	(1, 1)	4.1	L	23	10	6	5	3	1	1	0	0	0	0	59	96	10.38	2.538
37 Chad Durbin, R ERA: 2.91	(5, 1)	0.1		3	1	0	0	1	0	0	0	0	0	0	9	16	0.00	3.000
47 Scott Eyre, L ERA: 4.38	(5, 1)	1.1		6	2	3	0	2	0	0	0	0	0	1	19	26	0.00	1.500
57 Rudy Seanez, R ERA: 3.56	(7, 1)	1.0		3	0	0	0	0	0	0	0	0	0	0	7	11	0.00	0.000
16 J.C. Romero, L ERA: 2.76	(8, 1)	1.0		5	1	1	1	1	1	0	0	0	0	0	9	17	9.00	2.000

PITCHER		IP	WLS	BF	H	R	ER	SO	BB	IBB	HBP	BLK	WP	HR	S	P	ERA	WHIP
55 Clay Condrey, R ERA: 3.31	(9, 1)	1.0		4	1	0	0	0	0	0	0	0	0	0	6	9	0.00	1.000

BOTTOM

Atlanta Braves @ Philadelphia Phillies

Citizens Bank Park, Philadelphia, PA

Wed Sep 24 2008, 7:05 PM EDT

Att. 41,430 - Partly Cloudy - 65 F

livebaseballscorecards.com

Batter	1	2	3	4	5	6	7	8	9	AB	R	H	RBI	BB	SO	LOB
11 Jimmy Rollins, S (1, 6) OBP: 0.346, SLG: 0.435	B FF 86 C SI 89 B CH 82 F FF 91 B SI 92 X SI 90 3-2 ① G5-3		C SI 90 B CU 73 B CH 81 X SI 90 2-1 ② F8		C SI 89 B CH 83 F CH 84 B SI 90 F SL 80 B CH 83 D CH 85 4-2 28 S BB		B SL 81 C SL 80 B CH 84 S SL 80 F SL 83 B SL 82 B SI 96 4-2 26 G3 BB		B FF 94 X FF 95 1-0 ② L9	3	0	0	0	2	0	0
26 Chase Utley, L (1, 4) OBP: 0.378, SLG: 0.534	C FF 89 B SI 90 B CU 74 C SL 80 S CU 74 2-3 ② K2-3		C CU 71 X FF 92 0-1 HR		B SI 90 C CH 84 1 SAFE B CH 84 B SL 81 X SI 91 3-1 ② L9		C FF 96 B SL 82 B SI 96 X SL 82 2-1 ② G3 1-2 2-3		C FF 94 B CH 85 X SL 81 1-1 ③ F9	5	1	1	1	0	1	3
28 Jayson Werth, R (1, 9) OBP: 0.362, SLG: 0.493	B SI 91 C SI 91 F SI 88 B CH 80 B SI 92 F SI 91 X CU 74 3-2 ③ G5-3		B SI 90 X CH 81 1-0 ③ F8		C FF 92 C SL 83 B SI 92 X SL 84 1-2 ③ G1-3 1-2		C SL 82 F SL 84 D FF 96 S SL 85 1-3 ③ K			4	0	0	0	0	1	3
6 Ryan Howard, L (1, 3) OBP: 0.337, SLG: 0.537		B FF 87 B CU 77 B FF 90 X FF 88 3-0 ① L4		B CU 72 B CU 79 X FF 88 2-0 HR		B SI 89 B CH 83 F SL 80 X FF 91 2-1 ① F7		F SI 89 B SI 91 S CH 82 C SI 92 1-3 ① K		4	1	1	1	0	1	0
Pat Burrell, R (1, 7) OBP: 0.367, SLG: 0.509		X SI 90 0-0 8 E 7 1B 2B		X SI 90 0-0 8 F9 2B		C SL 82 F SL 82 B FF 92 B SI 91 B SL 84 B SL 84 4-2 8 FC6-4 BB		B SI 92 B SL 81 B SL 81 B SI 91 4-0 8 2B 19 PB BB		2	2	2	0	2	0	0
8 Shane Victorino, S (1, 8) OBP: 0.350, SLG: 0.445		C FF 89 X CH 86 0-1 E4 7 1B 2-3		B SI 88 B CH 78 X CH 79 2-0 ① F9 2-3		C CH 85 X CH 84 0-1 ② FC6-4 7 S 1-2f		B SI 90 B SI 88 C SI 89 F SI 90 X SI 91 2-2 19 PB 1-3 2B		4	0	1	0	0	0	3
7 Pedro Feliz, R (1, 5) OBP: 0.301, SLG: 0.401 19 Greg Dobbs, L (8, PH) OBP: 0.333, SLG: 0.489 (9, 5)		B CU 71 B FF 90 X SI 88 2-0 27 G6-4-3 1-2 3-H 1B		C FF 90 F FF 91 B SL 86 F FF 93 S SL 89 1-3 ② K		B SI 92 B SI 84 C SL 83 X SI 92 2-1 ③ L9 1-2		C CH 83 B SI 91 B FC 83 S CH 83 S SL 81 2-3 ② K 2-3 3-H		3 1	0 0	1 0	1 0	0 0	1 1	2 1
27 Chris Coste, R (1, 2) OBP: 0.326, SLG: 0.428 37 Chad Durbin, R (5, 1) OBP: 0.111, SLG: 0.111 47 Scott Eyre, L (5, 1) 57 Rudy Seanez, R (7, 1) Geoff Jenkins, L (7, PH) OBP: 0.303, SLG: 0.396 16 J.C. Romero, S (8, 1) 12 Matt Stairs, L (8, PH) OBP: 0.341, SLG: 0.401 55 Clay Condrey, R (9, 1) OBP: 0.333, SLG: 0.667		B SI 90 B SI 90 F SI 91 X CH 80 2-1 ② ③ G6-4-3 1-2f		B FF 91 X SL 86 1-0 ③ G6-3			B FF 93 B FF 93 B SI 94 C FF 94 X FF 95 3-1 26 G3 2B	S CH 83 B CH 82 B CH 85 S CH 84 D CH 85 C SL 79 3-3 ③ K		2 0 0 0 1 0 1 0	0 0 0 0 0 0 0 0	0 0 0 0 1 0 1 0	0 0 0 0 0 0 0 0	0 0 0 0 0 0 1 0	0 0 0 0 0 0 1 0	3 0 0 0 0 0 1 0
39 Brett Myers, R (1, 1) OBP: 0.129, SLG: 0.086 51 Carlos Ruiz, R (5, 2) OBP: 0.324, SLG: 0.306			C FF 87 X FF 88 0-1 ① G6-3		C FF 88 B SL 80 S SL 81 X FF 90 1-2 ① P3		B SI 95 B SL 81 B FF 93 C FF 94 C FF 94 S SL 80 3-3 ① K		B FF 95 B SL 79 C FF 95 X FF 92 2-1 ① G1-4-3	1 3	0 0	0 0	0 0	0 1	0 1	0 1

	AB	34
	R	4
	H	7
	RBI	3
	BB	4
	SO	7
	LOB	17

Inning Stats	1	2	3	4	5	6	7	8	9
	R: 0 E: 0 K: 1 S: 10	R: 1 E: 1 K: 0 S: 7	R: 1 E: 0 K: 0 S: 7	R: 1 E: 0 K: 1 S: 8	R: 0 E: 0 K: 0 S: 11	R: 0 E: 0 K: 0 S: 8	R: 0 E: 0 K: 2 S: 13	R: 1 E: 0 K: 3 S: 12	R: 0 E: 0 K: 0 S: 5
	H: 0 LOB: 0 BB: 0 P: 18	H: 2 LOB: 1 BB: 0 P: 14	H: 1 LOB: 0 BB: 0 P: 10	H: 2 LOB: 1 BB: 0 P: 14	H: 0 LOB: 1 BB: 1 P: 20	H: 0 LOB: 1 BB: 1 P: 16	H: 1 LOB: 2 BB: 1 P: 26	H: 1 LOB: 1 BB: 1 P: 24	H: 0 LOB: 0 BB: 0 P: 9

	1B: 1	SF: 0	WP: 0	PA: 38
	2B: 4	SAC: 0	PB: 1	
	3B: 0	DP: 1	SB: 2	
	HR: 2	HBP: 0	CS: 0	

PITCHER		IP	WLS	BF	H	R	ER	SO	BB	IBB	HBP	BLK	WP	HR	S	P	ERA	WHIP
37 Jo-Jo Reyes, L ERA: 5.81	(1, 1)	3.1		15	5	3	3	1	0	0	0	0	0	2	27	49	8.10	1.500
38 Buddy Carlyle, R ERA: 3.77	(4, 1)	0.2	W	2	0	0	0	1	0	0	0	0	0	0	5	7	0.00	0.000
Vladimir Nunez, R ERA: 4.06	(5, 1)	2.0		8	0	0	0	0	2	0	0	0	0	0	19	36	0.00	1.000
Jorge Julio, R ERA: 3.72	(7, 1)	1.0		5	1	0	0	2	1	0	0	0	0	0	13	26	0.00	2.000
Julian Tavarez, R ERA: 5.06	(8, 1)	1.0		5	1	1	0	3	1	0	0	0	0	0	12	24	0.00	2.000

PITCHER		IP	WLS	BF	H	R	ER	SO	BB	IBB	HBP	BLK	WP	HR	S	P	ERA	WHIP
46 Manny Acosta, R ERA: 3.63	(9, 1)	1.0		3	0	0	0	0	0	0	0	0	0	0	5	9	0.00	0.000

Atlanta Braves @ Houston Astros

Minute Maid Park, Houston, TX

Fri Sep 26 2008, 7:05 PM CDT

Att. 33,477 - Clear - 82 F

TOP

livebaseballscorecards.com

Batter	1	2	3	4	5	6	7	8	9	AB	R	H	RBI	BB	SO	LOB
Josh Anderson, L (1, 8) OBP: 0.331, SLG: 0.378	C SI 90 X FF 88 0-1 ① F7			B CU 80 X FF 88 1-0 16 1B, 22 1B, 2B	C FF 90 X FF 89 0-1 ③ L8			C FF 93 F FF 93 F CU 79 B FF 95 B FF 96 X FF 97 2-2 14 1B, 2 SF7, 2B	1 SAFE F FF 98 X FF 98 0-1 14 S, 1-3, 1B	5	2	3	0	0	0	0
14 Martín Prado, R (1, 5) OBP: 0.383, SLG: 0.470	C SI 90 X CU 79 0-1 ② G5-3			B FF 88 C FF 87 B FF 90 X FF 90 2-1 ① G5-3		C CU 78 F SI 90 F FF 89 B FF 88 B CU 80 B SI 90 F SI 90 F FF 90 X SI 90 3-2 ① L9		C SL 89 B FF 96 X FF 96 1-1 22 WP, 16 F8, 2-3, 1B	C FF 98 S FF 99 B FF 99 F FF 98 B FF 98 B FF 98 S FF 98 3-3 ③ K, 1-2	5	0	1	0	0	1	3
2 Kelly Johnson, L (1, 4) OBP: 0.347, SLG: 0.446	C SI 91 B CU 80 F FF 89 S FF 90 1-3 ③ K			F FF 89 F FF 89 B SI 90 B FC 86 B FF 87 B SI 91 4-2 16 1B, 22 1B, BB		B SI 89 B SI 89 X 2-0 ② F7		F FF 95 B FF 96 X CU 80 1-1 ① SF7, 3-H		2	1	0	1	1	1	0
16 Brian McCann, L (1, 2) OBP: 0.374, SLG: 0.524		B SI 90 B SI 90 B FF 90 B SI 89 4-0 22 G6-4-3, BB		F SI 91 B FF 90 B SI 84 X SI 91 2-1 4 FC5-4, 22 1B, 1-2, 2-3, 1B		X FF 90 0-0 1B		C FF 95 1 SAFE C B 1 SAFE F F X 1-2 ② F8, 1-2		3	0	2	0	1	0	1
22 Casey Kotchman, L (1, 3) OBP: 0.326, SLG: 0.410		C CU 78 B FF 89 X CU 79 1-1 ① ② G6-4-3, 1-2f		X FC 80 0-0 4 FC5-4, 1-2, 2-H, 3-H, 1B		C SL 84 B SL 84 D SL 84 C FF 92 X SL 83 2-2 ③ F9		B FF 95 B CU 81 X FF 96 2-0 ③ G6-3, 2-3		4	0	1	2	0	0	3
4 Omar Infante, R (1, 6) OBP: 0.338, SLG: 0.416		B SI 90 S FF 88 B FC 81 F CU 79 C SI 91 2-3 ③ K		L SI 90 B FF 86 C SI 90 B FC 86 F SI 90 F FC 86 X FF 90 2-2 ② FC5-4, 1-2f, 2-3			B SI 91 B FF 92 C FF 91 C FF 92 B FF 93 X SI 93 3-2 ① G6-3		S FF 98 B FF 97 B FF 96 B FF 96 F FF 98 F FF 97 F FF 98 B FF 98 4-2 7 1B, 28 E, BB	3	1	0	0	1	1	2
7 Jeff Francoeur, R (1, 9) OBP: 0.294, SLG: 0.356			X FF 87 0-0 ① G4-3	B SI 90 X FF 88 1-0 ③ F9			C FF 93 F FF 92 F FF 92 X FF 93 0-2 ② F9		B FF 98 X 1-0 28 G3-6, 1-2, 1B	4	0	1	0	0	0	2
28 Brandon Jones, L (1, 7) OBP: 0.308, SLG: 0.387 Julian Tavarez, L (9, 1)			B SI 89 X SI 91 1-0 ② G4-3		C SI 89 X CU 79 0-1 ① G6-3		B FC 88 C FF 92 X CU 78 1-1 1B		C FF 98 F FF 98 F FF 98 F FF 97 X FS 86 0-2 ① ② G3-6, 1-2f, 2-H	4 0	0 0	1 0	0 0	0 0	0 0	1 0
57 Jorge Campillo, R (1, 1) OBP: 0.196, SLG: 0.200 38 Buddy Carlyle, L (4, 1) OBP: 0.300, SLG: 0.222 Greg Norton, S (7, PH) OBP: 0.376, SLG: 0.443 30 Jeff Bennett, R (7, 1) OBP: 0.364, SLG: 0.333 10 Chipper Jones, S (9, PH) OBP: 0.470, SLG: 0.575 1 Gregor Blanco, L (9, PR) OBP: 0.366, SLG: 0.309 (9, 7)			C SI 88 F FF 88 F FF 88 B FC 86 X CU 79 1-2 ③ G5-3		B SI 89 C SI 89 L CU 77 X CU 79 1-2 ② G4-3		B FC 89 1 SAFE S FC 87 B FC 88 B FC 88 F FC 87 X FF 93 3-2 ③ F8		B FF 98 B FF 98 B FS 85 C FS 85 B FS 86 4-1 1B, BB	1 1 1 0 0 0 0	0 0 0 0 0 0 0	0 0 0 0 0 1 0	0 0 0 0 0 0 0	0 0 1 0 0 0 0	0 0 0 0 0 0 0	0 0 1 0 0 0 0

	AB	R	H	RBI	BB	SO	LOB
AB	33						
R	4						
H	9						
RBI	3						
BB	4						
SO	3						
LOB	13						

Inning Stats	1	2	3	4	5	6	7	8	9
	R: 0 E: 0 K: 1 S: 7	R: 0 E: 0 K: 1 S: 5	R: 0 E: 0 K: 0 S: 6	R: 2 E: 0 K: 0 S: 14	R: 0 E: 0 K: 0 S: 7	R: 0 E: 0 K: 0 S: 11	R: 0 E: 0 K: 0 S: 12	R: 1 E: 0 K: 0 S: 14	R: 1 E: 1 K: 1 S: 17
	H: 0 LOB: 0 BB: 0 P: 8	H: 0 LOB: 0 BB: 1 P: 12	H: 0 LOB: 0 BB: 0 P: 8	H: 3 LOB: 2 BB: 1 P: 26	H: 0 LOB: 0 BB: 0 P: 8	H: 1 LOB: 1 BB: 0 P: 18	H: 1 LOB: 1 BB: 0 P: 19	H: 2 LOB: 1 BB: 0 P: 21	H: 2 LOB: 3 BB: 2 P: 29

1B: 7 SF: 1
2B: 2 SAC: 0
3B: 0 DP: 1
HR: 0 HBP: 0

WP: 1 PA: 38
PB: 0
SB: 1
CS: 0

PITCHER		IP	WLS	BF	H	R	ER	SO	BB	IBB	HBP	BLK	WP	HR	S	P	ERA	WHIP
38 Brian Moehler, R ERA: 4.56	(1, 1)	5.2		22	4	2	2	2	2	0	0	0	0	0	47	75	3.18	1.059
48 Tim Byrdak, L ERA: 3.9	(6, 1)	0.1	H	1	0	0	0	0	0	0	0	0	0	0	3	5	0.00	0.000
26 Doug Brocail, R ERA: 3.93	(7, 1)	1.0	H	4	1	0	0	0	0	0	0	0	0	0	12	19	0.00	1.000
22 LaTroy Hawkins, R ERA: 3.98	(8, 1)	1.0	H	5	2	1	1	0	0	0	0	0	1	0	14	21	9.00	2.000
47 Jose Valverde, R ERA: 3.42	(9, 1)	1.0	W	6	2	1	1	1	2	0	0	0	0	0	17	29	9.00	4.000

PITCHER		IP	WLS	BF	H	R	ER	SO	BB	IBB	HBP	BLK	WP	HR	S	P	ERA	WHIP

Atlanta Braves @ Houston Astros

Minute Maid Park, Houston, TX

Fri Sep 26 2008, 7:05 PM CDT

Att. 33,477 - Clear - 82 F

BOTTOM

Batter	1	2	3	4	5	6	7	8	9	AB	R	H	RBI	BB	SO	LOB
3 Kazuo Matsui, S (1, 4) OBP: 0.356, SLG: 0.432	B FC 83 B FF 86 X FF 84 2-0 21 E 2B	C CU 70 B CH 76 C CH 75 S CH 76 1-3 ③ K		C SI 92 B SL 82 B SL 86 F FF 90 X SL 88 2-2 ③ G4-3			B SI 94 B SL 84 B SI 92 C FF 92 X FF 92 3-1 ① G4-3			4	1	1	0	0	1	1
21 Michael Bourn, L (1, 8) OBP: 0.289, SLG: 0.299	B FF 87 X SI 87 1-0 E1 17 G4-3 2-H 1B	B SI 86 B FF 85 C FF 84 F FF 86 X CH 75 2-2 10 G5-3 17 SF8 1B			S SI 90 F SI 91 C FF 94 0-3 ① K		B SI 94 C SI 93 F SL 87 X SL 87 1-2 10 G6-4-3 1B			4	1	3	0	0	1	0
10 Miguel Tejada, R (1, 6) OBP: 0.316, SLG: 0.416	C SL 82 X CH 74 0-1 G6-3 ①	C SI 85 B SL 80 1 SAFE F SI 85 F CU 71 1 SAFE X SL 81 1-2 G5-3 ① 1-2			C FF 92 B CU 77 X FF 92 1-1 1B		1 SAFE S SI 92 1 SAFE X SI 92 0-1 ②③ G6-4-3 1-2f			4	0	1	0	0	0	3
17 Lance Berkman, S (1, 3) OBP: 0.422, SLG: 0.571	B FF 87 X CH 74 1-0 G4-3 ② 2-3	S CH 74 B SL 83 C CU 70 B FF 88 X CH 76 2-2 SF8 ② 2-H			1 SAFE C FF 92 B FF 92 F FF 88 B FF 93 F SL 88 F CH 82 S SI 94 2-3 K ②			X SI 92 0-0 1B		3	0	1	1	0	1	2
27 Geoff Blum, S (1, 5) OBP: 0.287, SLG: 0.421	C CH 75 X CH 74 0-1 P6 ③		C CU 70 X FF 88 0-1 9 2B 2B		B SI 91 B CH 80 X SI 91 2-0 G3 ③			1 SAFE C SI 91 B SI 92 1 SAFE X SI 93 1-1 F7 ①		4	1	1	0	0	0	3
9 Hunter Pence, R (1, 9) OBP: 0.318, SLG: 0.463		C FF 86 S CU 72 B CU 74 X SL 83 1-2 G6-3 ①	X SL 81 0-0 2-H 2B			C FF 90 X SL 87 0-1 ① G4-3		F SL 88 S SI 95 D SL 89 S SL 89 1-3 K ②		4	0	1	1	0	1	1
Ty Wigginton, R (1, 7) OBP: 0.352, SLG: 0.532 47 Jose Valverde, R (9, 1)		B SL 84 S SL 82 S FF 87 B CU 73 X SL 84 2-2 HR	B SL 80 S CH 74 F SL 82 X CU 71 1-2 F9 ③			C FF 91 B FF 92 F FF 90 X FF 93 1-2 G4-3 ②		S SI 96 C SI 95 F SI 95 B SI 94 1 SAFE S SL 88 1-3 K ③		4 0	1 0	1 0	1 0	0 0	1 0	2 0
55 Humberto Quintero, R (1, 2) OBP: 0.259, SLG: 0.285		T SL 83 X SI 87 0-1 38 SH2-4 1B		B FF 91 F FF 91 B CU 76 F FF 92 S SL 88 2-3 ① K		F FF 92 X FF 92 0-1 FC6 1B			C SL 83 F SL 84 X SL 82 0-2 ① G6-3	4	0	2	0	0	1	0
38 Brian Moehler, R (1, 1) OBP: 0.104, SLG: 0.045 48 Tim Byrdak, L (6, 1) OBP: 0.167, SLG: 0.167 David Newhan, L (6, PH) OBP: 0.294, SLG: 0.402 26 Doug Brocail, L (7, 1) 22 LaTroy Hawkins, R (8, 1) 2 Darin Erstad, L (9, 7) OBP: 0.310, SLG: 0.364		1 SAFE B SL 79 B FF 83 X FF 82 2-0 SH2-4 ② 1-2		C FF 91 C FF 92 X SL 87 0-2 G6-3 ②		C FF 92 T CH 82 B FF 94 X SL 87 1-2 ③ FC6 1-2f			X SI 92 0-0 HR	1 0 1 0 0 1	0 0 0 0 0 1	0 0 0 0 0 1	0 0 0 0 0 1	0 0 0 0 0 0	0 0 1 0 0 0	0 0 0 0 0 0
Inning Stats	R: 1 E: 1 K: 0 S: 7 H: 2 LOB: 1 BB: 0 P: 11	R: 1 E: 0 K: 1 S: 12 H: 2 LOB: 1 BB: 0 P: 18	R: 2 E: 0 K: 0 S: 16 H: 3 LOB: 1 BB: 0 P: 22	R: 0 E: 0 K: 1 S: 9 H: 0 LOB: 0 BB: 0 P: 13	R: 0 E: 0 K: 2 S: 11 H: 1 LOB: 1 BB: 0 P: 16	R: 0 E: 0 K: 0 S: 10 H: 1 LOB: 1 BB: 0 P: 12	R: 0 E: 0 K: 0 S: 7 H: 1 LOB: 0 BB: 0 P: 11	R: 0 E: 0 K: 2 S: 10 H: 1 LOB: 1 BB: 0 P: 13	R: 1 E: 0 K: 0 S: 4 H: 1 LOB: 0 BB: 0 P: 4	1B: 7 2B: 3 3B: 0 HR: 2 SF: 1 SAC: 1 DP: 1 HBP: 0						

livebaseballscorecards.com

AB	34
R	5
H	12
RBI	4
BB	0
SO	6
LOB	13

PITCHER		IP	WLS	BF	H	R	ER	SO	BB	IBB	HBP	BLK	WP	HR	S	P	ERA	WHIP
57 Jorge Campillo, R ERA: 3.91	(1, 1)	3.0		16	7	4	4	1	0	0	0	0	0	1	35	51	12.00	2.333
38 Buddy Carlyle, R ERA: 3.59	(4, 1)	3.0		11	2	0	0	3	0	0	0	0	0	0	30	41	0.00	0.667
30 Jeff Bennett, R ERA: 3.74	(7, 1)	2.0		7	2	0	0	2	0	0	0	0	0	0	17	24	0.00	1.000
Julian Tavarez, R ERA: 5.2	(9, 1)	0.1	L	2	1	1	1	0	0	0	0	0	0	1	4	4	27.00	3.000

PITCHER	IP	WLS	BF	H	R	ER	SO	BB	IBB	HBP	BLK	WP	HR	S	P	ERA	WHIP

Batter	1	2	3	4	5	6	7	8	9	AB	R	H	RBI	BB	SO	LOB
Josh Anderson, L (1, 8) OBP: 0.340, SLG: 0.432	B FF 89 X FF 90 1-0 HR	B FF 89 X FC 86 1-0 1-H HR	C SI 89 X CH 76 0-1 ① G3		B CH 83 F SI 90 X CH 84 1-1 2-3 1B			C SL 85 B SL 85 C FF 92 F SL 84 B FF 94 C FF 94 2-3 ①		5	2	3	3	0	1	0
14 Martín Prado, R (1, 5) OBP: 0.383, SLG: 0.469	B FF 90 S FC 91 X FC 88 1-1 7 2B 28 2B 1B	C CU 77 S SL 84 X SL 84 0-2 2 1B 2 WP 7 2B 1B	C SI 90 B SI 90 B CH 79 F SI 90 X SI 90 2-2 ② L6		B CU 74 B FF 90 F SI 90 X SI 90 2-1 ③ P4			B SL 80 B KC 79 X FF 93 2-0 ② G6-3		5	2	2	0	0	0	2
2 Kelly Johnson, L (1, 4) OBP: 0.348, SLG: 0.446	B FF 90 B CU 75 X SI 90 2-0 ① P6	B CU 77 X SI 90 1-0 22 BB 7 2B 1-3 1B	B SI 89 C CH 78 B SL 84 B FF 88 F SI 88 F CH 77 F CH 78 X SI 90 3-2 ③ G6-3			B SI 87 B X 2-0 22 FC3 1B		S SL 87 S SL 88 S SL 87 0-3 ③ K		5	1	2	0	0	1	1
22 Casey Kotchman, L (1, 3) OBP: 0.329, SLG: 0.411	C SI 90 X CU 76 0-1 ② F9	B CU 77 C FF 90 S CH 83 F FC 88 B CH 81 B SL 82 F FF 91 F SI 91 B CH 83 4-2 7 2B 1-2 BB		B CU 76 B SI 89 C SI 89 X SI 89 2-1 28 G6-3 1B		B CU 72 F SI 89 F FF 89 X CH 85 1-2 ① FC3 1-2f			B SI 92 C SL 80 X FF 92 1-1 7 1B 3B 1B	4	2	2	0	1	0	2
7 Jeff Francoeur, R (1, 9) OBP: 0.296, SLG: 0.361	F FC 86 B FC 87 X CU 74 1-1 28 2B 1-3 2B	X SL 78 0-0 28 1B 1-H 2-H 3-H 2B		B SI 89 C SI 89 S SL 78 D CH 78 F SI 88 F SI 90 T CH 78 2-2 ① K		B SI 90 B SL 85 B SL 86 F SI 91 1 SAFE F SI 91 S SI 91 3-3 ② K			F SL 82 B FF 93 F SI 92 X FF 93 1-2 3B 1-2 1B	5	3	3	3	0	2	2
28 Brandon Jones, L (1, 7) OBP: 0.312, SLG: 0.397	B CU 76 S CH 83 F FC 87 B FF 92 X SL 82 2-2 2-H 3-H 2B	C SI 91 B CH 77 F SI 90 X SL 83 1-2 5 1B 3-H 1B		C SI 89 X SI 88 0-1 ② ③ G6-3 1-2f		B SI 91 S SI 91 S SI 91 B SI 91 S CH 85 2-3 ③ K			B SI 93 X SL 80 1-0 ① P5	5	0	2	3	0	1	4
5 Clint Sammons, R (1, 2) OBP: 0.220, SLG: 0.204	S FC 87 S FC 89 S FC 89 0-3 ③ K	C SI 90 B CU 78 X SI 89 1-1 1-2 1B			C SI 88 X SL 83 0-1 ① G4-3		F FF 94 B SL 86 F FF 93 F SL 85 F FF 95 S SL 88 1-3 ① K		S SL 83 F SL 84 B FF 93 D SL 83 X SL 82 2-2 ② F7	5	0	1	0	0	2	3
Brent Lillibridge, R (1, 6) OBP: 0.235, SLG: 0.338	A SI 90 B SI 91 X SI 90 2-0 ① F8 F SI 91 B SI 89 X SI 90 1-2 ② F9				X SI 89 0-0 1B 2B		B FF 95 C SL 85 B SL 85 S FF 95 S SL 86 2-3 ② K		C FF 93 B SL 83 X FF 93 1-1 1-H 2-H 3B	5	0	2	2	0	1	2
61 James Parr, R (1, 1) OBP: 0.400, SLG: 0.375 Vladimir Nunez, R (5, 1) Greg Norton, S (7, PH) OBP: 0.374, SLG: 0.441 46 Manny Acosta, R (7, 1) Jorge Julio, R (8, 1) 10 Chipper Jones, S (9, PH) OBP: 0.469, SLG: 0.574 51 Michael Gonzalez, R (9, 1)	C SI 91 X FF 91 0-1 HR 1B A SI 89 O CH 78 B SI 90 S SI 89 S SI 91 F SI 90 X SI 90 3-3 ③ K				X SI 88 0-0 ② P3		B FF 94 S CH 86 C FF 95 B FF 95 S SL 88 2-3 ③ K		B FF 94 C SL 83 B SL 82 X SI 93 2-1 ③ F7	3 0 1 0 0 0 1 0	1 0 0 0 0 0 0 0	1 0 0 0 0 0 0 0	0 0 0 0 0 0 0 0	0 0 0 0 0 0 0 0	1 0 1 0 0 0 1 0	3 0 0 0 0 0 1 0
Inning Stats	R: 3 E: 0 K: 1 S: 14 H: 4 LOB: 1 BB: 0 P: 21	R: 6 E: 0 K: 1 S: 26 H: 7 LOB: 2 BB: 1 P: 40	R: 0 E: 0 K: 0 S: 10 H: 0 LOB: 0 BB: 0 P: 15	R: 0 E: 0 K: 1 S: 9 H: 1 LOB: 0 BB: 0 P: 13	R: 0 E: 0 K: 0 S: 8 H: 2 LOB: 2 BB: 0 P: 11	R: 0 E: 0 K: 2 S: 10 H: 1 LOB: 1 BB: 0 P: 18	R: 0 E: 0 K: 3 S: 11 H: 0 LOB: 0 BB: 0 P: 16	R: 0 E: 0 K: 2 S: 8 H: 0 LOB: 0 BB: 0 P: 12	R: 2 E: 0 K: 0 S: 13 H: 3 LOB: 1 BB: 0 P: 21	1B: 11 2B: 4 3B: 1 HR: 2 SF: 0 SAC: 0 DP: 1 HBP: 0						

PITCHER		IP	WLS	BF	H	R	ER	SO	BB	IBB	HBP	BLK	WP	HR	S	P	ERA	WHIP
41 Brandon Backe, R ERA: 6.05	(1, 1)	1.1	L	13	8	8	8	1	1	0	0	0	1	2	27	42	54.00	6.750
Jack Cassel, R ERA: 5.64	(2, 1)	2.2		11	4	1	1	2	0	0	0	0	0	0	32	47	3.38	1.500
Dave Borkowski, R ERA: 7.5	(5, 1)	2.0		9	3	0	0	2	0	0	0	0	0	0	18	29	0.00	1.500
Fernando Nieve, R ERA: 8.44	(7, 1)	1.0		3	0	0	0	3	0	0	0	0	0	0	11	16	0.00	0.000
53 Wesley Wright, L ERA: 5.01	(8, 1)	1.0		3	0	0	0	2	0	0	0	0	0	0	8	12	0.00	0.000

PITCHER		IP	WLS	BF	H	R	ER	SO	BB	IBB	HBP	BLK	WP	HR	S	P	ERA	WHIP
29 Geoff Geary, R ERA: 2.53	(9, 1)	1.0		6	3	2	2	0	0	0	0	0	0	0	13	21	18.00	3.000

TOP

Atlanta Braves @ Houston Astros

Minute Maid Park, Houston, TX

Sat Sep 27 2008, 6:05 PM CDT

Att. 37,491 - Clear - 85 F

livebaseballscorecards.com

AB	44
R	11
H	18
RBI	11
BB	1
SO	10
LOB	20

WP: 1 PA: 45
PB: 0
SB: 0
CS: 0

Atlanta Braves @ Houston Astros

Minute Maid Park, Houston, TX

Sat Sep 27 2008, 6:05 PM CDT

Att. 37,491 - Clear - 85 F

livebaseballscorecards.com

BOTTOM

Batter	1	2	3	4	5	6	7	8	9	AB	R	H	RBI	BB	SO	LOB
3 Kazuo Matsui, S (1, 4) OBP: 0.357, SLG: 0.430	B CH 84 C FC 87 C FC 90 F FC 90 X FF 92 1-2 1B		B FF 89 B FF 90 B FF 90 B FC 86 4-0 10 G4-6-3 21 E 17 1B BB	C FF 91 F FF 90 X FF 93 0-2 ③ G6-3		B CH 83 C SL 81 X SI 92 1-1 ③ F7			C FF 94 B FF 94 C SL 83 B FF 94 S SL 85 2-3 ① K	4	1	1	0	1	1	1
21 Michael Bourn, L (1, 8) OBP: 0.288, SLG: 0.300	B FF 87 B FF 88 X FF 88 2-0 ① F7		C FF 90 X FF 90 0-1 FC6 10 G4-6-3 1-2		S FF 89 B FF 90 X SL 79 1-1 10 2B 2B		C FF 96 S SI 94 F FF 95 B SL 79 C SL 80 1-3 ① K		B FF 94 F FF 93 C SL 83 F FF 95 F FF 95 B SL 84 S SL 85 2-3 ② K2-3	5	1	1	0	0	2	2
10 Miguel Tejada, R (1, 6) OBP: 0.315, SLG: 0.416	1 SAFE B FF 89 F FF 90 F FC 89 F FF 91 D CU 74 X SL 79 2-2 ② F8		F FF 90 X CU 74 0-1 ①② G4-6-3 1-2f 2-3		B FF 90 B FF 91 X FF 89 2-0 27 1B 2-H 2B		B SL 80 B FF 95 F FF 94 X SL 80 2-1 ② G5-3		B SL 80 F FF 95 X FF 95 1-1 ③ G5-3	5	1	1	1	0	0	3
17 Lance Berkman, S (1, 3) OBP: 0.421, SLG: 0.569	C FF 90 B FF 91 1 SAFE F FF 90 F CH 80 B SL 77 X 2-2 ③ F7		B SL 77 C FF 92 X CH 79 1-1 3-H 1B		B FF 90 F FF 89 X CU 73 1-1 ① G1-3		B FF 95 S CH 85 B SL 84 B FF 94 S FF 96 S SL 81 3-3 K 27 S			4	0	1	1	0	1	2
27 Geoff Blum, S (1, 5) OBP: 0.287, SLG: 0.418		B FF 87 F FC 88 C FF 90 B FF 90 F SL 79 X FF 93 2-2 ① F9	S CH 78 B SL 80 B SL 80 X FF 91 2-1 ③ F7		X FF 92 0-0 9 FC5-4 2-H 1B		C CH 86 S SL 82 B FF 96 S SL 82 1-3 ③ K 1-2			4	0	1	1	0	1	2
9 Hunter Pence, R (1, 9) OBP: 0.319, SLG: 0.468		C FF 91 X SL 77 0-1 HR	B CU 70 C FF 91 S FF 90 B FF 90 F FF 92 B CH 81 F FF 93 X FF 90 3-2 ① G6-3		C SL 80 C SL 80 B SI 89 X SL 82 1-2 ② FC5-4 1-2f			B FF 97 H SL 82 2-0 G6-4-3 HBP		3	1	1	1	0	0	1
Ty Wigginton, R (1, 7) OBP: 0.349, SLG: 0.526		B FF 91 X FF 90 1-0 ② F8	C FF 90 F SL 82 B SL 79 B CH 80 B FF 93 X FF 91 3-2 ② F8		B FF 90 X SL 81 1-0 ③ L5			X FF 96 0-0 ①② G6-4-3 1-2f		4	0	0	0	0	0	2
55 Humberto Quintero, R (1, 2) OBP: 0.270, SLG: 0.298		C FF 90 B CU 75 S SL 79 B FF 92 B CH 82 B FF 92 4-2 BB	F FF 91 F CU 75 B FF 92 F FF 90 X CU 76 1-2 2B 2B			C FF 88 F SL 82 F FF 91 X SL 80 0-2 ① G5-3		X SI 97 0-0 1B		3	1	2	0	1	0	0
41 Brandon Backe, R (1, 1) OBP: 0.313, SLG: 0.447 Jack Cassel, R (0, 1) OBP: 0.222, SLG: 0.222 Mark Saccomanno, R (4, PH) OBP: 0.294, SLG: 0.294 Dave Borkowski, R (5, 1) David Newhan, L (6, PH) OBP: 0.261, SLG: 0.348 Fernando Nieve, R (7, 1) 53 Wesley Wright, R (8, 1) 2 Darin Erstad, L (8, PH) OBP: 0.259, SLG: 0.345 29 Geoff Geary, R (9, 1)		X FF 88 0-0 ③ F9	F SL 78 X CU 75 0-1 2-H 2B			F CH 82 B SI 90 F SI 91 S CH 84 1-3 ② K		C CH 86 C SL 83 S SL 84 0-3 ③ K		0 0 0 0 0 0 0 1 0 0 0 0 0 1 1 0 1 1 0 0 0 0 0 0 0 0 0 0 1 0 0 0 0 1 0 0 0 0 0 0 0 0 0 0 0 0 0 0 0 1 0 0 0 0 1 1 0 0 0 0 0 0 0						
Inning Stats	R: 0 E: 0 K: 0 S: 13 H: 1 LOB: 1 BB: 0 P: 20	R: 1 E: 0 K: 0 S: 10 H: 1 LOB: 1 BB: 1 P: 17	R: 1 E: 1 K: 0 S: 8 H: 1 LOB: 1 BB: 1 P: 15	R: 1 E: 0 K: 0 S: 17 H: 2 LOB: 1 BB: 0 P: 24	R: 2 E: 0 K: 0 S: 10 H: 3 LOB: 1 BB: 0 P: 16	R: 0 E: 0 K: 1 S: 9 H: 0 LOB: 0 BB: 0 P: 11	R: 0 E: 0 K: 3 S: 12 H: 0 LOB: 1 BB: 0 P: 19	R: 0 E: 0 K: 1 S: 5 H: 1 LOB: 1 BB: 0 P: 7	R: 0 E: 0 K: 2 S: 10 H: 0 LOB: 0 BB: 0 P: 15	1B: 4 2B: 4 3B: 0 HR: 1 SF: 0 SAC: 0 DP: 2 HBP: 1	WP: 1 PB: 0 SB: 1 CS: 0 PA: 39					

	AB	36
	R	5
	H	9
	RBI	5
	BB	2
	SO	7
	LOB	15

PITCHER		IP	WLS	BF	H	R	ER	SO	BB	IBB	HBP	BLK	WP	HR	S	P	ERA	WHIP
61 James Parr, R ERA: 4.84	(1, 1)	4.1		23	8	5	4	0	2	0	0	0	0	1	54	86	8.31	2.308
Vladimir Nunez, R ERA: 3.86	(5, 1)	1.2	W	5	0	0	0	1	0	0	0	0	0	0	13	17	0.00	0.000
46 Manny Acosta, R ERA: 3.57	(7, 1)	1.0		4	0	0	0	3	0	0	0	0	1	0	12	19	0.00	0.000
Jorge Julio, R ERA: 3.6	(8, 1)	1.0		4	1	0	0	1	0	0	1	0	0	0	5	7	0.00	1.000
51 Michael Gonzalez, L ERA: 4.28	(9, 1)	1.0		3	0	0	0	2	0	0	0	0	0	0	10	15	0.00	0.000

PITCHER	IP	WLS	BF	H	R	ER	SO	BB	IBB	HBP	BLK	WP	HR	S	P	ERA	WHIP

Atlanta Braves @ Houston Astros

Minute Maid Park, Houston, TX

Sun Sep 28 2008, 1:05 PM CDT

Att. 37,113 - Sunny - 86 F

TOP

livebaseballscorecards.com

Batter	1	2	3	4	5	6	7	8	9	AB	R	H	RBI	BB	SO	LOB
Josh Anderson, L (1, 8) OBP: 0.338, SLG: 0.426	B FF 88 B FF 88 C FF 88 X FF 90 2-1 ① F9		C FF 92 X CU 77 0-1 1B			B FF 90 C FF 90 S FC 90 C FF 91 1-3 ① K		S FF 96 B FF 97 S FF 95 C FF 96 1-3 ② K		4	0	1	0	0	2	1
14 Martín Prado, R (1, 5) OBP: 0.377, SLG: 0.461	C FF 90 C CU 76 X FF 90 0-2 ② F7		B CU 76 C FF 89 1 SAFE 1 SAFE B CU 78 X FF 90 2-1 ③ F8			C FF 90 B CU 77 C CU 74 X CU 76 1-2 ② G5-3		B SL 90 B SL 89 B FF 97 C FF 97 C FF 97 F FF 98 F FF 98 F FF 96 S FF 97 3-3 ③ K		4	0	0	0	0	1	2
2 Kelly Johnson, L (1, 4) OBP: 0.349, SLG: 0.446	X FF 89 0-0 1B			F S X CU 78 1-2 ① G4-3		F FF 89 F FF 91 B FC 90 F CU 77 F FC 92 X CU 79 1-2 ③ F7			B FF 96 X FF 95 1-0 7 FC6-4 1B	4	0	2	0	0	0	0
7 Jeff Francoeur, R (1, 9) OBP: 0.294, SLG: 0.359	C CU 77 S FC 89 S CU 77 0-3 ③ K			S F FF 91 B FF 91 S CU 75 1-3 ② K2-3			S FC 88 F FC 88 F FF 90 S CU 76 0-3 ① K		X FF 98 0-0 ① FC6-4 10 BB 1-2f	4	0	0	0	0	3	2
22 Casey Kotchman, L (1, 3) OBP: 0.328, SLG: 0.410		B FC 89 C FF 91 F CU 78 B FF 91 X CU 78 2-2 ① G3		X CU 75 0-0 ③ L4			B FF 89 F FF 90 B CU 76 X FF 91 2-1 FC5-4 1B		B FF 97 F FF 97 F FF 98 X FF 98 1-2 ② P3	4	0	1	0	0	0	1
23 Matt Diaz, R (1, 7) OBP: 0.264, SLG: 0.304 10 Chipper Jones, S (9, PH) OBP: 0.470, SLG: 0.574		X FF 90 0-0 ② G6-3			B CU 74 C CH 83 X CU 75 1-1 ① G5-3		S FF 89 B FF 89 F FF 89 X CU 78 1-2 ② F9		B FF 98 B FF 96 B FF 96 B FF 98 4-0 1-2 BB	3 0	0 0	0 0	0 0	0 1	0 0	1 0
Brent Lillibridge, R (1, 6) OBP: 0.238, SLG: 0.338 16 Brian McCann, L (9, PH) OBP: 0.373, SLG: 0.523		C CU 76 S CU 75 S FF 92 0-3 ③ K			X FF 89 0-0 E6 BLK G6-3 1B		B CU 78 B FF 89 F FF 90 F FF 89 X CU 78 2-2 ③ FC5-4 1-2f		B FF 99 B FF 96 S FF 98 S FF 97 X FF 98 2-2 ③ P5	3 1	1 0	1 0	0 0	0 0	1 0	1 2
Corky Miller, R (1, 2) OBP: 0.152, SLG: 0.133 Ruben Gotay, S (8, PH) OBP: 0.322, SLG: 0.343 Julian Tavarez, L (8, 1)			C FC 90 B CU 74 C CU 75 S CU 76 1-3 ① K		S CU 77 F FC 90 X FF 91 0-2 ② G6-3 2-H			B FF 93 C FF 94 F FF 95 B CU 80 X SL 88 2-2 1B		2 1 0	0 0 0	0 1 0	1 0 0	0 0 0	1 0 0	0 0 0
Mike Hampton, R (1, 1) OBP: 0.269, SLG: 0.292 30 Jeff Bennett, R (7, 1) OBP: 0.364, SLG: 0.333 Greg Norton, S (8, PH) OBP: 0.373, SLG: 0.439 5 Clint Sammons, R (8, 2) OBP: 0.220, SLG: 0.204			F B FF 90 B FF 90 B FF 90 C F X 3-2 ② F8		X FC 88 0-0 ③ F9			C FF 95 S FF 95 B FF 95 F FF 95 D CU 82 D CU 82 X FF 98 3-2 ① F8		2 0 1 0	0 0 0 0	0 0 0 0	0 0 0 0	0 0 0 0	0 0 0 0	0 0 1 0

Inning Stats	1	2	3	4	5	6	7	8	9
	R: 0 E: 0 K: 1 S: 9	H: 1 LOB: 1 BB: 0 P: 11	R: 0 E: 0 K: 1 S: 7	H: 0 LOB: 0 BB: 0 P: 9	R: 0 E: 0 K: 1 S: 11	H: 1 LOB: 1 BB: 0 P: 17	R: 0 E: 0 K: 1 S: 7	H: 0 LOB: 0 BB: 0 P: 9	R: 1 E: 1 K: 0 S: 7	H: 1 LOB: 0 BB: 0 P: 8
	R: 0 E: 0 K: 1 S: 11	H: 0 LOB: 0 BB: 0 P: 14	R: 0 E: 0 K: 1 S: 12	H: 1 LOB: 1 BB: 0 P: 17	R: 0 E: 0 K: 2 S: 16	H: 1 LOB: 1 BB: 0 P: 25	R: 0 E: 0 K: 0 S: 8	H: 1 LOB: 2 BB: 1 P: 16		

	AB	33
	R	1
	H	6
	RBI	1
	BB	1
	SO	8
	LOB	11

1B: 6 SF: 0 WP: 0 PA: 34
2B: 0 SAC: 0 PB: 0
3B: 0 DP: 0 SB: 0
HR: 0 HBP: 0 CS: 0

PITCHER	IP	WLS	BF	H	R	ER	SO	BB	IBB	HBP	BLK	WP	HR	S	P	ERA	WHIP
51 Wandy Rodriguez, L (1, 1) ERA: 3.54	7.0	W	25	4	1	0	6	0	0	0	1	0	0	64	85	0.00	0.571
22 LaTroy Hawkins, R (8, 1) ERA: 3.92	1.0	H	4	1	0	0	2	0	0	0	0	0	0	16	25	0.00	1.000
47 Jose Valverde, R (9, 1) ERA: 3.38	1.0	S	5	1	0	0	0	1	0	0	0	0	0	8	16	0.00	2.000

PITCHER	IP	WLS	BF	H	R	ER	SO	BB	IBB	HBP	BLK	WP	HR	S	P	ERA	WHIP

Atlanta Braves @ Houston Astros

Minute Maid Park, Houston, TX

Sun Sep 28 2008, 1:05 PM CDT

Att. 37,113 - Sunny - 86 F

livebaseballscorecards.com

BOTTOM

Batter	1	2	3	4	5	6	7	8	9	AB	R	H	RBI	BB	SO	LOB
3 Kazuo Matsui, S (1, 4) OBP: 0.354, SLG: 0.427	B FF 89 B SI 82 C FF 89 X FF 86 2-1 ① G6-3		C FC 87 X CU 79 0-1 ② G5-3		B CU 78 F FC 87 X SI 84 1-1 ③ E1 1-H			X CH 84 0-0 E6 L6 1-3 1B		3	0	0	0	0	0	1
David Newhan, L (7, 4) OBP: 0.297, SLG: 0.404										1	0	1	0	0	0	0
21 Michael Bourn, L (1, 8) OBP: 0.288, SLG: 0.300	F FF 90 X FC 88 0-1 ② G5-3		L SI 88 C FF 92 X FC 88 0-2 ③ G1-3			B SI 87 X FC 88 1-0 ① F7		C SI 86 S SL 82 B SL 80 D SL 82 B SL 80 X SL 81 3-2 1B		4	0	1	0	0	0	0
10 Miguel Tejada, R (1, 6) OBP: 0.314, SLG: 0.415	B SI 88 S FF 87 B SI 88 S FC 89 F FC 89 B SI 84 F FF 88 C FF 92 3-3 ③ K			X SI 84 0-0 ① F8		C SI 87 F SI 85 X FF 91 0-2 ② F8		C SL 81 F SL 81 S SL 80 0-3 ① K		2	0	0	0	0	1	0
23 Edwin Maysonet, R (5, 6) OBP: 0.143, SLG: 0.143										2	0	0	0	0	1	3
17 Lance Berkman, S (1, 3) OBP: 0.420, SLG: 0.567		B SI 84 B SI 86 X SI 88 2-0 ① G5-3		C FF 91 B SI 85 B SI 83 F FC 88 S FC 89 2-3 ② K		C FF 91 S SI 83 B SI 84 S FF 90 1-3 ③ K		S SI 92 X SI 92 0-1 ② ③ L6 2-2		2	0	0	0	0	1	0
Mark Saccomanno, R (5, 3) OBP: 0.200, SLG: 0.600										2	0	0	0	0	1	3
9 Hunter Pence, R (1, 9) OBP: 0.318, SLG: 0.466		F FF 89 B FF 91 X FC 89 1-1 ② G6-3		F CH 80 X FF 91 0-1 ③ F9			B SL 85 S SI 92 X SI 93 1-1 ① G5-3			3	0	0	0	0	0	0
Ty Wigginton, R (1, 7) OBP: 0.350, SLG: 0.526		B FF 92 T FF 87 F FC 89 X SI 89 1-2 ③ F9			B FC 88 B SI 84 T SI 85 S SI 83 F FF 89 X FF 91 2-2 E S 51 1B 1B		B SI 92 F SL 84 B SL 88 B SI 93 H SI 92 4-1 13 CS HBP			2	0	1	0	0	0	0
Reggie Abercrombie, R (5, PR) OBP: 0.339, SLG: 0.509 (6, 7)										0	1	0	0	0	0	0
13 Jose Castillo, R (1, 5) OBP: 0.292, SLG: 0.376			F SI 84 B FF 86 F FC 88 B FF 89 B CU 78 X CH 79 3-2 HR 2B		F FF 86 C FF 92 B FF 92 S FF 92 1-3 ① K		1 SAFE 1 SAFE B SI 92 C SI 93 C SI 94 X SL 88 1-2 ② 1-2 1B			3	1	2	0	0	1	1
Brad Ausmus, R (1, 2) OBP: 0.303, SLG: 0.296			X FF 89 0-0 2-H HR		S SI 84 S SI 84 B FF 93 1 SAFE S SI 86 1-3 ② K 1-3		S SI 92 X SI 92 0-1 ③ G6-3			2	1	1	2	0	1	1
46 J.R. Towles, R (6, 2) OBP: 0.250, SLG: 0.253										1	0	0	0	0	0	1
51 Wandy Rodriguez, S (1, 1) OBP: 0.122, SLG: 0.146			B FF 89 X FF 88 1-0 ① G4-3		F SI 84 S SI 84 B FF 92 X FC 89 1-2 3 E 3 E1 1B 3-H			B SL 82 B SI 92 X SI 91 2-0 E 1B		2	0	1	1	0	0	0
22 LaTroy Hawkins, R (8, 1)										0	0	0	0	0	0	0
Mark Loretta, R (8, PH) OBP: 0.350, SLG: 0.383										1	0	1	0	0	0	0
47 Jose Valverde, R (9, 1)										0	0	0	0	0	0	0
Inning Stats	R: 0 E: 0 K: 1 S: 9 H: 0 LOB: 0 BB: 0 P: 14	R: 0 E: 0 K: 0 S: 6 H: 0 LOB: 0 BB: 0 P: 10	R: 2 E: 0 K: 0 S: 10 H: 2 LOB: 0 BB: 0 P: 14	R: 0 E: 0 K: 1 S: 6 H: 0 LOB: 0 BB: 0 P: 8	R: 1 E: 2 K: 2 S: 15 H: 2 LOB: 2 BB: 0 P: 21	R: 0 E: 0 K: 1 S: 7 H: 0 LOB: 0 BB: 0 P: 9	R: 0 E: 0 K: 0 S: 8 H: 1 LOB: 1 BB: 0 P: 14	R: 0 E: 1 K: 1 S: 10 H: 3 LOB: 2 BB: 0 P: 15		1B: 6 2B: 2 3B: 0 HR: 1 SF: 0 SAC: 0 DP: 1 HBP: 1						

AB	30
R	3
H	8
RBI	3
BB	0
SO	6
LOB	10

WP: 0 PA: 31
PB: 0
SB: 1
CS: 1

PITCHER		IP	WLS	BF	H	R	ER	SO	BB	IBB	HBP	BLK	WP	HR	S	P	ERA	WHIP
Mike Hampton, L ERA: 4.85	(1, 1)	6.0	L	22	4	3	3	5	0	0	0	0	0	1	53	76	4.50	0.667
30 Jeff Bennett, R ERA: 3.7	(7, 1)	1.0		4	1	0	0	0	0	0	1	0	0	0	8	14	0.00	1.000
Julian Tavarez, R ERA: 5.1	(8, 1)	1.0		5	3	0	0	1	0	0	0	0	0	0	10	15	0.00	3.000

PITCHER	IP	WLS	BF	H	R	ER	SO	BB	IBB	HBP	BLK	WP	HR	S	P	ERA	WHIP