Atlanta Braves - 2009

Atlanta Braves @ Detroit Tigers

Joker Marchant Stadium, Lakeland, FL

Wed Feb 25 2009, 1:05 PM EST

Att. 6,086 - Sunny - 74 F

livebaseballscorecards.com

Batter	1	2	3	4	5	6	7	8	9	AB	R	H	RBI	BB	SO	LOB
Josh Anderson, L (1, 8) OBP: 0.333, SLG: 0.333	G2-3		K		1-3: 16 SF8, 76 1B, 19 S, 1B		G6-3		K	3	1	1	0	0	1	0
28 Brandon Jones, L (5, 8)										2	0	0	0	0	1	0
19 Yunel Escobar, R (1, 6) OBP: 0.667, SLG: 0.500	G5-3		1B		1-2: 76 1B, 16 SF8, BB		G5-3			2	1	1	0	1	0	0
75 Brandon Hicks, R (5, 6)										1	0	0	0	0	0	0
16 Brian McCann, L (1, 2)	4-0: 22 1B, BB		G4-3		SF8 1-2 2-3 3-H		1B			1	0	0	1	1	0	1
5 Clint Sammons, R (5, 2) OBP: 1.000, SLG: 1.000										1	0	1	0	0	0	0
22 Casey Kotchman, L (1, 3) OBP: 0.500, SLG: 0.500	1-2: 1B			F7	7 FC5-4 2-H 3-H: 1B		G3			2	0	1	0	0	0	0
76 Freddie Freeman, L (4, 3) OBP: 0.500, SLG: 0.500										2	0	1	2	0	0	1
7 Jeff Francoeur, R (1, 10)	G3			G6-3	FC5-4 1-2f			F8		4	0	0	0	0	0	3
2 Kelly Johnson, L (1, 4) OBP: 0.500, SLG: 1.000		G1-3		2B		K		G5-3		2	0	1	0	0	0	0
68 Brooks Conrad, S (4, 4)										2	0	0	0	0	1	0
23 Matt Diaz, R (1, 7)		4-0: 14 G6-4-3, BB		G6-3		K		P6		1	0	0	0	1	0	1
77 Jason Heyward, L (4, 9)										2	0	0	0	0	1	0
14 Martín Prado, R (1, 5)		G6-4-3 1-2f			F8	K			F9	2	0	0	0	0	0	1
63 Diory Hernandez, R (5, 5)										2	0	0	0	0	1	0
64 Jordan Schafer, L (1, 9) OBP: 0.250, SLG: 1.000			K		E5 1B, S 16 SF8		HR		K	4	2	1	1	0	2	0
(4, 7)																

TOP	
AB	33
R	4
H	7
RBI	4
BB	3
SO	7
LOB	7

Inning Stats	1	2	3	4	5	6	7	8	9
	R: 0 E: 0 K: 0 S: 4	H: 1 LOB: 2 BB: 1 P: 8	R: 0 E: 0 K: 0 S: 2	H: 0 LOB: 0 BB: 1 P: 6	R: 0 E: 0 K: 2 S: 8	H: 1 LOB: 1 BB: 0 P: 8	R: 0 E: 0 K: 0 S: 4	H: 1 LOB: 1 BB: 0 P: 4	R: 3 E: 1 K: 0 S: 6	H: 2 LOB: 1 BB: 1 P: 11	R: 0 E: 0 K: 3 S: 9	H: 0 LOB: 0 BB: 0 P: 9	R: 1 E: 0 K: 0 S: 5	H: 2 LOB: 1 BB: 0 P: 5	R: 0 E: 0 K: 0 S: 3	H: 0 LOB: 0 BB: 0 P: 3	R: 0 E: 0 K: 2 S: 7	H: 0 LOB: 0 BB: 0 P: 7

1B: 5	SF: 1	WP: 0	PA: 37
2B: 1	SAC: 0	PB: 0	
3B: 0	DP: 1	SB: 2	
HR: 1	HBP: 0	CS: 0	

PITCHER		IP	WLS	BF	H	R	ER	SO	BB	IBB	HBP	BLK	WP	HR	S	P	ERA	WHIP
35 Justin Verlander, R ERA:	(1, 1)	2.0		8	1	0	0	0	2	0	0	0	0	0	6	14	0.00	1.500
31 Zach Miner, R ERA:	(3, 1)	2.0	H	8	2	0	0	2	0	0	0	0	0	0	12	12	0.00	1.000
37 Brandon Lyon, R ERA:	(5, 1)	1.0	B	7	2	3	0	0	1	0	0	0	0	0	6	11	0.00	3.000
44 Bobby Seay, L ERA:	(6, 1)	1.0		3	0	0	0	3	0	0	0	0	0	0	9	9	0.00	0.000
49 Eddie Bonine, R ERA: 9.0	(7, 1)	1.0		5	2	1	1	0	0	0	0	0	0	1	5	5	9.00	2.000
75 Fu-Te Ni, L ERA:	(8, 1)	1.0	W	3	0	0	0	0	0	0	0	0	0	0	3	3	0.00	0.000
Kyle Bloom, L ERA:	(9, 1)	1.0	S	3	0	0	0	2	0	0	0	0	0	0	7	7	0.00	0.000

Atlanta Braves @ Detroit Tigers

Joker Marchant Stadium, Lakeland, FL

Wed Feb 25 2009, 1:05 PM EST

Att. 6,086 - Sunny - 74 F

BOTTOM

Batter	1	2	3	4	5	6	7	8	9	AB	R	H	RBI	BB	SO	LOB
28 Curtis Granderson, L (1, 8) OBP: 0.333, SLG: 0.333 25 Ryan Raburn, R (6, 8)	0-0 30 BB, 14 1B, 24 SF9, 1B	0-0 G4-3		0-0 G3		0-0 F7		4-0 39 1B, 1-2, BB		3 1	1 0	1 0	0 0	0 1	0 0	2 0
14 Placido Polanco, R (1, 4) OBP: 0.333, SLG: 0.333 39 Ramon Santiago, S (6, 4) OBP: 1.000, SLG: 1.000	0-0 24 SF9, 30 BB, 1-2, 1B		0-3 K		0-0 G5-3		0-0 27 BB, 57 1B, 1B	0-0 1-3, 2-H, 1B		3 2	0 1	1 2	0 1	0 0	1 0	0 0
30 Magglio Ordonez, R (1, 9) OBP: 0.667, SLG: 0.500 27 Brent Clevlen, R (5, PR) (6, 9)	4-0 9 G6-3, 1-2, 2-3, BB		0-3 K		0-0 33 BB, 9 E, 1B		4-0 57 1B, 1-2, BB	0-0 F8		2 1	0 0	1 0	0 0	1 1	1 0	0 2
24 Miguel Cabrera, R (1, 3) OBP: 0.333, SLG: 0.500 19 Jeff Larish, L (6, 3)	0-0 SF9, 2-3, 3-H	0-0 1B		0-0 F9		0-0 F8		0-3 K		2 2	0 0	1 0	1 0	0 0	0 1	1 4
9 Carlos Guillen, S (1, 7) 57 Casper Wells, R (5, PR) OBP: 1.000, SLG: 1.000 (6, 7)	0-0 G6-3, 1-2f		0-0 F9		0-0 E6, 12 FC5, 33 BB, 1-2		0-0 1-3, 2-H, 1B			3 1	0 0	0 1	0 1	0 0	0 0	4 0
33 Marcus Thames, R (1, 10) 60 Wilkin Ramirez, R (7, PH) (8, 10)		0-0 P5		0-0 F8	4-0 12 FC5, 1-2, 2-3, BB		0-3 K			2 1	0 0	0 0	0 0	1 0	0 1	0 2
12 Gerald Laird, R (1, 2) OBP: 0.667, SLG: 1.667 55 Dusty Ryan, R (6, 2)	0-0 15 WP, 3B		0-0 FC5, 1-2, 2-3f	0-0 15 1B, 4 SF7, 2B			0-3 K			3 1	2 0	2 0	0 0	0 0	0 1	3 2
15 Brandon Inge, R (1, 5) OBP: 1.000, SLG: 1.000 26 Mike Hessman, R (6, 5)	1-0 4 G5-3, 3-H, 1B	0-0 F8		0-0 2-3, 1B		0-0 F8		0-0 F8		2 2	0 0	2 0	0 0	0 0	0 0	0 0
4 Adam Everett, R (1, 6) 68 Cale Iorg, R (6, 6)	0-0 G5-3, 1-2		0-0 SF7, 3-H			0-3 K		4-0 25 BB, 39 1B, BB		1 1	0 1	0 1	1 0	0 1	0 1	1 0
Inning Stats	R: 1 E: 0 K: 0 S: 4 H: 2 LOB: 1 BB: 1 P: 8	R: 1 E: 0 K: 0 S: 5 H: 2 LOB: 1 BB: 0 P: 6	R: 0 E: 0 K: 2 S: 8 H: 1 LOB: 1 BB: 0 P: 8	R: 1 E: 0 K: 0 S: 5 H: 2 LOB: 1 BB: 0 P: 5	R: 0 E: 1 K: 0 S: 5 H: 1 LOB: 3 BB: 1 P: 9	R: 0 E: 0 K: 1 S: 5 H: 0 LOB: 0 BB: 0 P: 5	R: 1 E: 0 K: 2 S: 9 H: 2 LOB: 2 BB: 1 P: 13	R: 1 E: 0 K: 1 S: 6 H: 1 LOB: 2 BB: 2 P: 14		1B: 9 2B: 1 3B: 1 HR: 0	SF: 2 SAC: 0 DP: 1 HBP: 0					

livebaseballscorecards.com

AB	33
R	5
H	11
RBI	4
BB	5
SO	6
LOB	21

WP: 1 PB: 0 SB: 0 CS: 0 PA: 40

PITCHER	IP	WLS	BF	H	R	ER	SO	BB	IBB	HBP	BLK	WP	HR	S	P	ERA	WHIP
49 Jair Jurrjens, R (1, 1) ERA: 9.0	2.0		10	4	2	2	0	1	0	0	0	1	0	9	14	9.00	2.500
37 Jo-Jo Reyes, L (3, 1) ERA: 4.5	2.0		9	3	1	1	2	0	0	0	0	0	0	13	13	4.50	1.500
46 Manny Acosta, R (5, 1) ERA:	1.0		6	1	0	0	0	1	0	0	0	0	0	5	9	0.00	2.000
65 Stephen Marek, R (6, 1) ERA:	1.0		3	0	0	0	1	0	0	0	0	0	0	5	5	0.00	0.000
34 Eric O'Flaherty, L (7, 1) ERA: 9.0	1.0	B	6	2	1	1	2	1	0	0	0	0	0	9	13	9.00	3.000

PITCHER	IP	WLS	BF	H	R	ER	SO	BB	IBB	HBP	BLK	WP	HR	S	P	ERA	WHIP
67 Juan Pablo Perez, L (8, 1) ERA: 9.0	1.0	L	6	1	1	1	1	2	0	0	0	0	0	6	14	9.00	3.000

Batter	1	2	3	4	5	6	7	8	9	AB	R	H	RBI	BB	SO	LOB
2 Darin Erstad, L (1, 9) OBP: 0.600, SLG: 0.500 30 Yordany Ramirez, R (5, PH) (5, 9)	0-0 4 CS 1B	4-0 1-2 BB		G4-3	K			G6-3		2 2	0 0	1 0	0 0	1 0	0 1	0 1
4 Jason Michaels, R (1, 8) OBP: 0.167, SLG: 0.333 20 Brian Bogusevic, L (5, 8)	0-1 17 G3 10 2B 1-2 2B	F9		E5 17 1B	F9			G4-3		4 1	1 0	1 0	0 0	0 0	0 0	3 0
17 Lance Berkman, S (1, 3) OBP: 0.333, SLG: 0.333 19 Mark Saccomanno, R (R, PR) OBP: 0.250, SLG: 0.750 (4, 3)	0-0 G3 2-3	G3-1		0-0 1-2 1B	K			L4		3 2	0 0	1 0	0 0	0 0	0 1	3 0
45 Carlos Lee, R (1, 7) Reggie Abercrombie, R (4, 7) OBP: 0.667, SLG: 1.667	4-0 10 2B 31 1B BB	4-0 10 HBP 1B BB	0-3 K		0-0 3B				0-2 K	1 2	2 0	0 1	0 0	2 0	1 1	2 0
10 Miguel Tejada, R (1, 6) OBP: 0.667, SLG: 1.000 23 Edwin Maysonet, R (5, 6)	0-0 31 1B 1-3 3-H 2B	1-0 1B 65 SF8 1-2 HBP	0-0 F7		0-3 K				L8	2 2	2 0	1 0	1 0	0 0	0 1	2 1
31 David Newhan, L (1, 4) OBP: 0.500, SLG: 0.333 Matt Kata, S (6, 4) OBP: 1.000, SLG: 1.000	0-0 2-H 3-H 1B	0-3 K		4-0 S 1B BB	0-0 F8				0-0 1B	3 1	1 0	1 1	2 0	1 0	1 0	3 0
John Gall, R (1, 10) OBP: 0.333, SLG: 0.333 89 Jason Smith, L (9, PH) OBP: 0.333, SLG: 1.000	0-0 L7	0-0 1-3 2-H 1B		1-0 65 2B 1-H 1B		0-0 G4-3			0-0 P5	4 1	1 0	2 0	2 0	0 0	0 0	1 1
65 Chris Johnson, R (1, 5) OBP: 0.600, SLG: 1.750 58 Drew Sutton, S (6, 5) OBP: 0.667, SLG: 0.667		0-0 2 BB 1B	0-0 SF8 3-H	0-0 55 F8 1-H 2B		0-0 F9				2 1	0 0	2 0	2 0	0 0	0 0	0 0
55 Humberto Quintero, R (1, 2) 46 J.R. Towles, R (6, 2) OBP: 0.333, SLG: 0.333 72 Lou Santangelo, R (8, 2)		0-3 K	0-0 G6-3	0-0 F8 2-3		0-0 G6-3				3 1 0	0 0 0	0 0 0	0 0 0	0 0 0	1 0 0	3 0 0
Inning Stats	R: 3 E: 0 K: 0 S: 7 H: 4 LOB: 1 BB: 1 P: 11	R: 0 E: 0 K: 1 S: 6 H: 1 LOB: 2 BB: 1 P: 10	R: 2 E: 0 K: 1 S: 6 H: 1 LOB: 1 BB: 1 P: 11	R: 0 E: 1 K: 1 S: 7 H: 1 LOB: 2 BB: 0 P: 7	R: 2 E: 0 K: 1 S: 7 H: 2 LOB: 1 BB: 1 P: 12	R: 0 E: 0 K: 2 S: 8 H: 1 LOB: 1 BB: 0 P: 8	R: 0 E: 0 K: 0 S: 3 H: 0 LOB: 0 BB: 0 P: 3	R: 0 E: 0 K: 0 S: 3 H: 0 LOB: 0 BB: 0 P: 3	R: 0 E: 0 K: 1 S: 6 H: 1 LOB: 1 BB: 0 P: 6	1B: 7 2B: 3 3B: 1 HR: 0	SF: 1 SAC: 0 DP: 0 HBP: 1						

TOP

Houston Astros @ Atlanta Braves

Champion Stadium, Lake Buena Vista, FL

Thu Feb 26 2009, 1:05 PM EST
Att. 4,717 - Partly Cloudy - 73 F

livebaseballscorecards.com

AB	37
R	7
H	11
RBI	7
BB	4
SO	7
LOB	20

WP: 0 PB: 0 SB: 1 CS: 1 PA: 43

PITCHER		IP	WLS	BF	H	R	ER	SO	BB	IBB	HBP	BLK	WP	HR	S	P	ERA	WHIP
57 Jorge Campillo, R ERA: 13.5	(1, 1)	2.0		12	5	3	3	1	2	0	0	0	0	0	13	21	13.50	3.500
73 Tommy Hanson, R ERA: 9.0	(3, 1)	2.0		11	2	2	2	2	1	0	1	0	0	0	13	18	9.00	1.500
51 Michael Gonzalez, L ERA: 27.0	(5, 1)	0.2		5	2	2	2	1	1	0	0	0	0	0	6	11	27.00	4.500
Vladimir Nunez, R ERA:	(5, 1)	0.1		1	0	0	0	0	0	0	0	0	0	0	1	1	0.00	0.000
30 Jeff Bennett, R ERA:	(6, 1)	1.0		4	1	0	0	2	0	0	0	0	0	0	8	8	0.00	1.000

PITCHER		IP	WLS	BF	H	R	ER	SO	BB	IBB	HBP	BLK	WP	HR	S	P	ERA	WHIP
36 Boone Logan, L ERA:	(7, 1)	1.0		3	0	0	0	0	0	0	0	0	0	0	3	3	0.00	0.000
61 James Parr, R ERA:	(8, 1)	2.0	W	7	1	0	0	1	0	0	0	0	0	0	9	9	0.00	0.500

Houston Astros @ Atlanta Braves

Champion Stadium, Lake Buena Vista, FL

Thu Feb 26 2009, 1:05 PM EST

Att. 4,717 - Partly Cloudy - 73 F

BOTTOM

livebaseballscorecards.com

Batter	1	2	3	4	5	6	7	8	9	AB	R	H	RBI	BB	SO	LOB
64 Jordan Schafer, L (1, 8) OBP: 0.143, SLG: 0.571	S S S 0-3 ① K		x 0-0 ① FC3-6 1-2f		x 0-0 ③ P5		x 0-0 68 G5-3 1-2 2-3 3-H 1B			3	0	0	0	0	1	2
1 Grégor Blanco, L (6, 8) OBP: 1.000, SLG: 1.000										1	0	1	1	0	0	0
2 Kelly Johnson, L (1, 4) OBP: 0.200, SLG: 0.400	S S S 0-3 ② K		x 0-0 ② F7			x 0-0 ① G3-1	x 0-0 ① ② G5-3 1-2 2-3f 3-H			3	0	0	0	0	1	1
68 Brooks Conrad, S (7, 4)										1	0	0	0	0	0	2
10 Chipper Jones, S (1, 5)	S S S 0-3 ③ K		C C C 0-3 ③ K			x 0-0 ② G4-3	x 0-0 ③ F8			2	0	0	0	0	2	1
14 Martín Prado, R (4, 5)										2	0	0	0	0	0	1
22 Casey Kotchman, L (1, 3) OBP: 0.250, SLG: 0.250		x 0-0 ① G4-3		x 0-0 ① F8		x 0-0 ③ G6-3		x 0-0 HR		2	0	0	0	0	0	0
76 Freddie Freeman, L (5, 3) OBP: 0.500, SLG: 1.250										2	1	1	1	0	0	0
19 Yunel Escobar, R (1, 6) OBP: 0.600, SLG: 0.333		H 1-0 7 G5-3 8 HR HBP		x 0-0 ② F8			x 0-0 E6 27 BB 7 1B 28 1B	x 0-0 ① G4-3		1	1	0	0	0	0	0
4 Omar Infante, R (5, 6)										2	1	0	0	0	0	0
7 Jeff Francoeur, R (1, 9) OBP: 0.143, SLG: 0.143		x 0-0 ② G5-3 1-2		x 0-0 ③ P6			x 0-0 28 1B 27 BB 23 1B 1-2 1B	B B B B 4-0 27 2B BB		3	1	1	0	0	0	1
77 Jason Heyward, L (8, 9)										0	1	0	0	1	0	0
8 David Ross, R (1, 2) OBP: 0.500, SLG: 2.000	B B S X 2-1 2-H HR				x 0-0 ① F9		B B B B 4-0 23 1B 28 1B 1 1B 1-2 2-3 BB	x 0-0 1-H 2B		2	1	1	2	0	0	0
27 J.C. Boscan, R (6, 2) OBP: 1.000, SLG: 2.000										1	1	1	1	1	0	0
28 Brandon Jones, L (1, 7) OBP: 0.333, SLG: 0.333		x 0-0 ③ F8			x 0-0 1B		x 0-0 1 1B 23 1B 68 G5-3 1-2 2-3 3-H 1B	x 0-0 ② L3		4	1	2	1	0	0	1
20 Greg Norton, S (1, 10)			B B B B 4-0 64 FC3-6 BB		S S S 0-3 ② K		x 0-0 68 G5-3 1 1B 1-2 2-3 3-H 1B	x 0-0 ③ F8		1	0	0	0	1	1	1
23 Matt Diaz, R (7, PH) OBP: 0.500, SLG: 0.333										2	0	1	1	0	0	1
										0	1	0	0	1	0	0
Inning Stats	R: 0 H: 0 E: 0 LOB: 0 K: 3 BB: 0 S: 9 P: 9	R: 2 H: 1 E: 0 LOB: 0 K: 0 BB: 0 S: 5 P: 8	R: 0 H: 0 E: 0 LOB: 1 K: 1 BB: 1 S: 5 P: 9	R: 0 H: 0 E: 0 LOB: 0 K: 0 BB: 0 S: 3 P: 3	R: 0 H: 1 E: 0 LOB: 1 K: 1 BB: 0 S: 6 P: 6	R: 0 H: 0 E: 0 LOB: 0 K: 0 BB: 0 S: 3 P: 3	R: 4 H: 4 E: 1 LOB: 1 K: 0 BB: 1 S: 7 P: 11	R: 2 H: 2 E: 0 LOB: 1 K: 0 BB: 1 S: 5 P: 9		1B: 5 SF: 0 2B: 1 SAC: 0 3B: 0 DP: 1 HR: 2 HBP: 1						

AB	32
R	8
H	8
RBI	7
BB	3
SO	5
LOB	11

WP: 0 PB: 0 SB: 0 CS: 0 PA: 36

PITCHER		IP	WLS	BF	H	R	ER	SO	BB	IBB	HBP	BLK	WP	HR	S	P	ERA	WHIP
44 Roy Oswalt, R ERA: 6.0	(1, 1)	3.0		12	1	2	2	4	1	0	1	0	0	1	19	26	6.00	0.667
41 Brandon Backe, R ERA:	(4, 1)	2.0	H	7	1	0	0	1	0	0	0	0	0	0	9	9	0.00	0.500
50 Alberto Arias, R ERA:	(6, 1)	1.0		3	0	0	0	0	0	0	0	0	0	0	3	3	0.00	0.000
68 Sergio Perez, R ERA:	(7, 1)	0.0		6	4	4	2	0	1	0	0	0	0	0	5	9	∞	∞
Gilbert De La Vara, L ERA: 10.8	(7, 1)	1.2	L	7	2	2	2	0	1	0	0	0	0	1	6	10	10.80	1.800

PITCHER		IP	WLS	BF	H	R	ER	SO	BB	IBB	HBP	BLK	WP	HR	S	P	ERA	WHIP
73 Jeff Fulchino, R ERA:	(8, 1)	0.1		1	0	0	0	0	0	0	0	0	0	0	1	1	0.00	0.000

Atlanta Braves @ Pittsburgh Pirates

McKechnie Field, Bradenton, FL

Fri Feb 27 2009, 1:05 PM EST

Att. 2,994 - Partly Cloudy - 80 F

TOP

livebaseballscorecards.com

Batter	1	2	3	4	5	6	7	8	9	AB	R	H	RBI	BB	SO	LOB
Josh Anderson, L (1, 8) OBP: 0.333, SLG: 0.500	G3-1		G3 1-2		10 HR 2B		G3-1		F7	3	1	1	0	0	0	1
1 Grégor Blanco, L (5, 8) OBP: 0.333, SLG: 0.333										2	0	0	0	0	0	0
4 Omar Infante, R (1, 6) OBP: 0.200, SLG: 0.400	G5-3		16 BB 2-H 2B		G6-3		K		K	3	0	1	1	0	0	1
75 Brandon Hicks, R (5, 6)										2	0	0	0	0	2	0
10 Chipper Jones, S (1, 5) OBP: 0.400, SLG: 1.000	G6-3		16 BB BB		2-H HR		G5-3			2	1	1	2	1	0	0
68 Brooks Conrad, S (5, 4)										1	0	0	0	0	0	0
16 Brian McCann, L (1, 2) OBP: 0.667, SLG: 0.500		23 G5-4-3 7 BB BB	7 FC6-4 1-2 2-3 BB		7 BB 1B			77 1B 28 FC3-6 2B		1	0	1	0	2	0	0
69 Alvin Colina, R (5, 2) OBP: 1.000, SLG: 2.000										1	1	1	0	0	0	0
7 Jeff Francoeur, R (1, 9) OBP: 0.300, SLG: 0.125		23 G5-4-3 1-2 BB	FC6-4 1-2f		23 G6-4-3 1-2 BB			28 FC3-6 2-3 1B		1	0	0	0	2	0	3
77 Jason Heyward, L (5, 9) OBP: 0.500, SLG: 0.333										1	0	1	0	0	0	0
23 Matt Diaz, R (1, 7) OBP: 0.286, SLG: 0.167	G5-4-3 1-2f 2-3			G4-3	G6-4-3 1-2f			FC3-6 14 FC6-4 1-2f 3-H		3	0	0	0	0	0	4
28 Brandon Jones, L (5, 7) OBP: 0.286, SLG: 0.286										1	0	0	1	0	0	1
76 Freddie Freeman, L (1, 3) OBP: 0.286, SLG: 0.714	G4-3			K2-3		G4-3		FC6-4 1-2f		3	0	0	0	0	1	1
14 Martín Prado, R (6, 3)										1	0	0	0	0	0	1
20 Greg Norton, S (1, 10) OBP: 0.333, SLG: 0.800		P4	HR			F7		G3		4	1	1	1	0	0	1
63 Diory Hernandez, R (1, 4)		4 2B G3 BB	P3			G5-3			G6-3	3	1	0	0	1	0	0
(5, 5)																

	AB	32
	R	5
	H	7
	RBI	5
	BB	6
	SO	3
	LOB	13

Inning Stats	1	2	3	4	5	6	7	8	9	1B: 2	SF: 0	WP: 0	PA: 38
R:	0	0	1	1	2	0	0	1	0	2B: 3	SAC: 0	PB: 0	
E:	0	0	0	0	0	0	0	0	0	3B: 0	DP: 2	SB: 0	
K:	0	0	0	1	0	0	1	0	1	HR: 2	HBP: 0	CS: 0	
S:	3	2	4	6	7	3	5	5	5				
H:	0	0	1	1	3	0	0	2	0				
LOB:	0	1	3	0	1	0	0	1	0				
BB:	0	2	3	0	1	0	0	0	0				
P:	3	10	16	8	13	3	5	5	5				

PITCHER		IP	WLS	BF	H	R	ER	SO	BB	IBB	HBP	BLK	WP	HR	S	P	ERA	WHIP
24 Tom Gorzelanny, L ERA:	(1, 1)	2.0		7	0	0	0	0	2	0	0	0	0	0	5	13	0.00	1.000
74 Jason Davis, R ERA: 9.0	(3, 1)	1.0	L	7	1	1	1	0	3	0	0	0	0	0	4	16	9.00	4.000
57 Zach Duke, L ERA: 9.0	(4, 1)	1.0		4	1	1	1	1	0	0	0	0	0	1	6	8	9.00	1.000
62 Daniel McCutchen, R ERA: 18.0	(5, 1)	1.0		6	3	2	2	0	1	0	0	0	0	1	7	13	18.00	4.000
50 David Davidson, L ERA:	(6, 1)	1.0		3	0	0	0	0	0	0	0	0	0	0	3	3	0.00	0.000

PITCHER		IP	WLS	BF	H	R	ER	SO	BB	IBB	HBP	BLK	WP	HR	S	P	ERA	WHIP
56 Donnie Veal, L ERA:	(7, 1)	1.0		3	0	0	0	1	0	0	0	0	0	0	5	5	0.00	0.000
34 John Grabow, L ERA: 9.0	(8, 1)	1.0		5	2	1	1	0	0	0	0	0	0	0	5	5	9.00	2.000
Chris Bootcheck, R ERA:	(9, 1)	1.0		3	0	0	0	1	0	0	0	0	0	0	5	5	0.00	0.000

Batter	1	2	3	4	5	6	7	8	9	AB	R	H	RBI	BB	SO	LOB
13 Nate McLouth, L (1, 8) 22 Andrew McCutchen, R (6, 8)	G3		K			K		F7	P3	2 3	0 0	0 0	0 0	0 0	1 1	0 2
2 Jack Wilson, R (1, 6) OBP: 0.250, SLG: 0.250 71 Anderson Machado, S (6, 6) OBP: 0.200, SLG: 0.200	F8			F9		K		K	P6	2 3	0 0	0 0	0 0	0 0	0 2	0 2
12 Freddy Sanchez, R (1, 4) OBP: 0.500, SLG: 0.750 73 Shelby Ford, S (6, 4) OBP: 0.429, SLG: 0.857	F8			G6-3		E5 35 BB 1-2		69 BB 35 1B 53 WP 1B		2 2	0 1	0 1	0 0	0 0	0 0	0 1
41 Ryan Doumit, S (1, 2) OBP: 0.250, SLG: 0.250 35 Jason Jaramillo, S (6, 2) OBP: 0.500, SLG: 0.333		G6-3		1B		BB 1-2 2-3		53 WP 69 BB 53 BB 1-2 1B		2 1	0 0	1 1	0 0	0 1	0 0	0 0
25 Adam LaRoche, L (1, 3) OBP: 0.250, SLG: 0.250 69 Garrett Jones, L (6, 3)		1B		K		F8		53 WP 1-2 2-3 BB		2 1	0 0	1 0	0 0	0 1	1 0	1 3
53 Pedro Alvarez, L (1, 10) OBP: 0.500, SLG: 0.600		F7			G3		19 G6-3 31 BB 1B	1-2 2-H 3-H BB		3	0	1	0	1	0	1
31 Jose Tabata, R (1, 9)		K			K		19 G6-3 1-2 BB		19 2B BB	2	1	0	0	2	2	1
5 Ramón Vázquez, L (1, 5) 19 Neil Walker, S (6, 5) OBP: 0.500, SLG: 0.600			G6-3		K		G6-3 1-2f 2-3		37 F9 1-H 2B	2 2	0 0	0 1	0 1	0 0	1 0	0 2
68 Jeff Salazar, L (1, 7) 37 Andy Phillips, R (9, PH)			K			35 BB 73 E BB		K	F9 2-3	2 1	0 0	0 0	0 0	1 0	2 0	1 1
Inning Stats	R: 0 E: 0 K: 0 S: 3 H: 0 LOB: 0 BB: 0 P: 3	R: 0 E: 0 K: 1 S: 6 H: 1 LOB: 1 BB: 0 P: 6	R: 0 E: 0 K: 2 S: 7 H: 0 LOB: 0 BB: 0 P: 7	R: 0 E: 0 K: 1 S: 6 H: 1 LOB: 1 BB: 0 P: 6	R: 0 E: 0 K: 2 S: 7 H: 0 LOB: 0 BB: 0 P: 7	R: 0 E: 1 K: 2 S: 8 H: 0 LOB: 3 BB: 2 P: 16	R: 0 E: 0 K: 1 S: 5 H: 1 LOB: 1 BB: 1 P: 9	R: 1 E: 0 K: 1 S: 6 H: 2 LOB: 2 BB: 2 P: 14	R: 1 E: 0 K: 0 S: 4 H: 1 LOB: 1 BB: 1 P: 8	1B: 5 2B: 1 3B: 0 HR: 0 SF: 0 SAC: 0 DP: 1 HBP: 0						

PITCHER	IP	WLS	BF	H	R	ER	SO	BB	IBB	HBP	BLK	WP	HR	S	P	ERA	WHIP
11 Kenshin Kawakami, R (1, 1) ERA:	2.0	W	7	1	0	0	1	0	0	0	0	0	0	9	9	0.00	0.500
38 Buddy Carlyle, R (3, 1) ERA:	2.0	H	7	1	0	0	3	0	0	0	0	0	0	13	13	0.00	0.500
71 Mariano Gomez, L (5, 1) ERA:	1.0		3	0	0	0	2	0	0	0	0	0	0	7	7	0.00	0.000
72 Kris Medlen, R (6, 1) ERA:	1.0		6	0	0	0	2	2	0	0	0	0	0	8	16	0.00	2.000
66 Todd Redmond, R (7, 1) ERA:	1.0		4	1	0	0	1	1	0	0	0	0	0	5	9	0.00	2.000

PITCHER	IP	WLS	BF	H	R	ER	SO	BB	IBB	HBP	BLK	WP	HR	S	P	ERA	WHIP
54 Anthony Lerew, R (8, 1) ERA: 9.0	1.0		6	2	1	1	1	2	0	0	0	1	0	6	14	9.00	4.000
Kevin Gunderson, L (9, 1) ERA: 9.0	1.0		5	1	1	1	0	1	0	0	0	0	0	4	8	9.00	2.000

BOTTOM

Atlanta Braves @ Pittsburgh Pirates

McKechnie Field, Bradenton, FL

Fri Feb 27 2009, 1:05 PM EST

Att. 2,994 - Partly Cloudy - 80 F

livebaseballscorecards.com

AB	32
R	2
H	6
RBI	1
BB	6
SO	10
LOB	15

1B: 5 SF: 0 WP: 1 PA: 38
2B: 1 SAC: 0 PB: 0
3B: 0 DP: 1 SB: 0
HR: 0 HBP: 0 CS: 0

Atlanta Braves @ Toronto Blue Jays

Dunedin Stadium, Dunedin, FL

Sat Feb 28 2009, 1:05 PM EST

Att. 2,898 - Sunny - 76 F

livebaseballscorecards.com

TOP

Batter	1	2	3	4	5	6	7	8	9	AB	R	H	RBI	BB	SO	LOB
64 Jordan Schafer, L (1, 8) (5, 7) OBP: 0.333, SLG: 0.636	S S S 0-3 ① K		B B B B 4-0 1-2 2 2B BB	S S S 0-3 ③ K			X 0-0 E7 4 SF8 2B		X 0-0 75 HBP 4 1B 76 G4-3 1B	4	3	2	0	1	2	0
2 Kelly Johnson, L (1, 4) OBP: 0.375, SLG: 0.625	S S S 0-3 ② K		X 0-0 22 G1-4-3 23 2B 1-H 2-H 2B		X 0-0 22 1B 19 1B 23 G1-2-3 1B		X 0-0 SF8 ① 3-H		X 0-0 76 G4-3 75 HBP 1-2 1B	3	1	2	2	0	1	0
4 Omar Infante, R (5, 4) OBP: 0.286, SLG: 0.500										1	0	1	1	0	0	0
19 Yunel Escobar, R (1, 6) OBP: 0.750, SLG: 0.600	X 0-0 1B		B B B B 4-0 22 G1-4-3 BB		X 0-0 23 G1-2-3 22 1B 1-2 1B		S S C 0-3 ② K		H 1-0 76 G4-3 1-2 2-3 HBP	2	0	2	0	1	0	0
75 Brandon Hicks, R (5, 6)										1	0	0	0	0	1	0
22 Casey Kotchman, L (1, 3) OBP: 0.286, SLG: 0.286	X 0-0 ③ G3		X 0-0 ① ② G1-4-3 1-2f 2-3		X 0-0 23 G1-2-3 1-2 2-3 1B		X 0-0 ③ G4-3		X 0-0 ② G4-3 1-2 2-3 3-H	3	0	1	0	0	0	3
76 Freddie Freeman, L (5, 3) OBP: 0.222, SLG: 0.556										2	0	0	1	0	0	2
23 Matt Diaz, R (1, 10) OBP: 0.273, SLG: 0.300		X 0-0 ① L5	X 0-0 28 1B 3-H 2B		X 0-0 ① ② G1-2-3 1-2 2-3 3-Hf			S S S 0-3 ① K2-3	S S S 0-3 ③ K	4	1	1	1	0	1	3
68 Brooks Conrad, S (9, PH) (9, 10)										1	0	0	0	0	1	2
28 Brandon Jones, L (1, 7) OBP: 0.300, SLG: 0.300		X 0-0 ② G4-3	X 0-0 2-H 1B		X 0-0 ③ F7			B B B B 4-0 BB		3	0	1	1	0	0	2
77 Jason Heyward, L (5, 9) OBP: 0.600, SLG: 0.333										0	0	0	0	1	0	0
8 David Ross, R (1, 2) OBP: 0.400, SLG: 1.000		X 0-0 1B	S S C 0-3 ③ K			S S S 0-3 ① K		X 0-0 ② F7		3	0	1	0	0	2	1
69 Alvin Colina, R (6, 2) OBP: 0.500, SLG: 1.000										1	0	0	0	0	0	1
14 Martín Prado, R (1, 5)		X 0-0 ③ G4-3		X 0-0 ① G5-3		X 0-0 ② G6-3		S S S 0-3 ③ K		3	0	0	0	0	0	1
Wes Timmons, R (6, 5)										1	0	0	0	0	1	1
1 Grégor Blanco, L (1, 9) OBP: 0.286, SLG: 0.167			B B B B 4-0 64 BB 2 2B BB	X 0-0 ② G4-3		X 0-0 ③ G3-1			X 0-0 ① L6	3	1	0	0	1	0	0
(5, 8)																

	AB	35
	R	6
	H	11
	RBI	6
	BB	4
	SO	9
	LOB	16

Inning Stats																																
	R: 0	H: 1	R: 0	H: 1	R: 4	H: 3	R: 0	H: 0	R: 0	H: 3	R: 0	H: 0	R: 1	H: 1	R: 0	H: 0	R: 1	H: 2	1B: 8	SF: 1	WP: 0	PA: 41
	E: 0	LOB: 1	E: 0	LOB: 1	E: 0	LOB: 1	E: 0	LOB: 0	E: 0	LOB: 2	E: 0	LOB: 0	E: 1	LOB: 0	E: 0	LOB: 1	E: 0	LOB: 2	2B: 3	SAC: 0	PB: 0	
	K: 2	BB: 0	K: 0	BB: 0	K: 1	BB: 3	K: 1	BB: 0	K: 0	BB: 0	K: 1	BB: 0	K: 1	BB: 0	K: 2	BB: 1	K: 1	BB: 0	3B: 0	DP: 2	SB: 0	
	S: 8	P: 8	S: 4	P: 4	S: 7	P: 19	S: 5	P: 5	S: 5	P: 5	S: 5	P: 5	S: 6	P: 6	S: 7	P: 11	S: 7	P: 8	HR: 0	HBP: 1	CS: 0	

PITCHER		IP	WLS	BF	H	R	ER	SO	BB	IBB	HBP	BLK	WP	HR	S	P	ERA	WHIP
32 Roy Halladay, R ERA:	(1, 1)	2.0		8	2	0	0	2	0	0	0	0	0	0	12	12	0.00	1.000
52 B.J. Ryan, L ERA: 36.0	(3, 1)	0.2	L	6	2	4	4	0	3	0	0	0	0	0	3	15	54.00	7.500
46 Rick Bauer, R ERA: 7.71	(3, 1)	1.1		5	1	0	0	2	0	0	0	0	0	0	9	9	0.00	0.750
47 Fabio Castro, L ERA: 3.0	(5, 1)	1.0		5	3	0	0	0	0	0	0	0	0	0	5	5	0.00	3.000
72 T.J. Beam, R ERA:	(6, 1)	1.0		3	0	0	0	1	0	0	0	0	0	0	5	5	0.00	0.000
67 Luis Perez, L ERA:	(7, 1)	1.0		4	1	1	0	1	0	0	0	0	0	0	6	6	0.00	1.000
74 Bill Murphy, L ERA:	(8, 1)	1.0		4	0	0	0	2	1	0	0	0	0	0	7	11	0.00	1.000
60 Robert Ray, R ERA: 4.5	(9, 1)	1.0		6	2	1	1	1	0	0	1	0	0	0	7	8	9.00	2.000

Batter	1	2	3	4	5	6	7	8	9	AB	R	H	RBI	BB	SO	LOB
19 Marco Scutaro, R (1, 6)	G4-3	K		F9		F9		BB		3	0	0	0	0	1	2
4 Angel Sanchez, R (5, 6) OBP: 0.429, SLG: 0.200										1	0	0	1	1	0	2
2 Aaron Hill, R (1, 4) OBP: 0.375, SLG: 0.167	30 1B 1B	K			G6-3		G5-3	F8		3	0	1	0	0	1	2
69 Brad Emaus, R (6, 4)										2	0	0	0	0	0	3
15 Alex Rios, R (1, 8) OBP: 0.125, SLG: 0.333	F8		F8		30 CS 2B		K		HBP	3	0	1	0	0	0	1
63 Wayne Lydon, S (5, PR) (6, 8)										1	0	0	0	0	1	0
30 Kevin Millar, R (1, 3) OBP: 0.625, SLG: 0.600	1-2 1B		BB 19 1B		K 2-3		F9		F9	2	0	1	0	1	1	1
62 Brian Dopirak, R (6, 3)										2	0	0	0	0	0	1
7 Curtis Thigpen, R (1, 10)	K		F9			P3		K	K	5	0	0	0	0	3	4
19 José Bautista, R (1, 5) OBP: 0.667, SLG: 0.667		11 1B 45 1B 1B	1-2 1B			11 1B 45 WP 1B		4 BB 71 BB 8 BB BB	F7	3	1	3	0	0	0	0
64 Scott Campbell, L (6, PR) OBP: 0.250, SLG: 0.286										1	2	0	0	1	0	1
45 Travis Snider, L (1, 9) OBP: 0.500, SLG: 1.000		11 1B 1-2 1B	K			11 1B 1-2 BB		K		2	0	1	0	1	1	2
17 Adam Loewen, L (6, PR) OBP: 0.333, SLG: 0.333										1	0	0	0	0	1	1
(7, 9)																
11 Jason Lane, R (1, 7) OBP: 0.556, SLG: 1.250				G5-3						3	0	2	2	0	0	0
8 Russ Adams, L (6, PR) OBP: 0.375, SLG: 0.167		1-2 2-H 1B				1-2 2-H 1B		4 BB 71 BB 1-2 BB		0	0	0	0	1	0	0
(7, 7)																
13 Raul Chavez, R (1, 2)		P2		F7		K		4 BB 1-2 2-3 BB		2	0	0	0	0	0	2
71 Kyle Phillips, L (6, 2)										1	0	0	0	1	1	2
Inning Stats	R: 0 E: 0 K: 1 S: 7 H: 2 LOB: 2 BB: 0 P: 7	R: 1 E: 0 K: 2 S: 10 H: 3 LOB: 2 BB: 0 P: 10	R: 0 E: 0 K: 1 S: 6 H: 1 LOB: 2 BB: 1 P: 10	R: 0 E: 0 K: 0 S: 3 H: 0 LOB: 0 BB: 0 P: 3	R: 0 E: 0 K: 1 S: 5 H: 1 LOB: 1 BB: 0 P: 5	R: 1 E: 0 K: 1 S: 7 H: 2 LOB: 2 BB: 1 P: 11	R: 0 E: 0 K: 1 S: 5 H: 0 LOB: 0 BB: 0 P: 5	R: 1 E: 0 K: 2 S: 7 H: 0 LOB: 3 BB: 4 P: 23	R: 0 E: 0 K: 1 S: 5 H: 0 LOB: 1 BB: 0 P: 6	1B: 8 2B: 2 3B: 0 HR: 0 SF: 0 SAC: 0 DP: 1 HBP: 1							

PITCHER		IP	WLS	BF	H	R	ER	SO	BB	IBB	HBP	BLK	WP	HR	S	P	ERA	WHIP
32 Derek Lowe, R ERA: 4.5	(1, 1)	2.0	W	11	5	1	1	3	0	0	0	0	0	0	17	17	4.50	2.500
56 Blaine Boyer, R ERA:	(3, 1)	1.0	H	5	1	0	0	1	1	0	0	0	0	0	6	10	0.00	2.000
59 Francisley Bueno, L ERA:	(4, 1)	2.0	H	6	1	0	0	1	0	0	0	0	0	0	8	8	0.00	0.500
70 Emiliano Fruto, R ERA: 9.0	(6, 1)	1.0	H	6	2	1	1	1	1	0	0	0	1	0	7	11	9.00	3.000
74 Rafael Cruz, R ERA:	(7, 1)	1.0	H	3	0	0	0	1	0	0	0	0	0	0	5	5	0.00	0.000

PITCHER		IP	WLS	BF	H	R	ER	SO	BB	IBB	HBP	BLK	WP	HR	S	P	ERA	WHIP
62 Jairo Asencio, R ERA: 13.5	(8, 1)	0.2	H	6	0	1	1	2	4	0	0	0	0	0	6	22	13.50	6.000
Vladimir Nunez, R ERA:	(8, 1)	1.1	S	5	0	0	0	1	0	0	1	0	0	0	6	7	0.00	0.000

BOTTOM

Atlanta Braves @ Toronto Blue Jays

Dunedin Stadium, Dunedin, FL

Sat Feb 28 2009, 1:05 PM EST

Att. 2,898 - Sunny - 76 F

livebaseballscorecards.com

AB	35
R	3
H	9
RBI	3
BB	6
SO	10
LOB	24

WP: 1 PA: 42
PB: 0
SB: 0
CS: 1

Batter	1	2	3	4	5	6	7	8	9	AB	R	H	RBI	BB	SO	LOB
11 Jimmy Rollins, S (1, 6) OBP: 0.364, SLG: 0.455	G6-3		G6-3		E7 1-H 1B	0-0 1-2 1B		79 S 1B		3	0	1	1	0	0	0
4 Eric Bruntlett, R (5, 6) OBP: 0.571, SLG: 0.500										2	0	2	0	0	0	0
8 Shane Victorino, S (1, 8) OBP: 0.273, SLG: 0.455	F8		F7		G4-3	F7		P2 1-2		3	0	0	0	0	0	1
79 Jason Ellison, R (5, 8) OBP: 0.222, SLG: 0.222										2	0	0	0	0	0	3
40 John Mayberry Jr., R (1, 7) OBP: 0.467, SLG: 0.692	1B		F8			E5 1B 6 S 12 SF9	19 2B 2B		G4-3	3	1	1	0	0	0	0
81 Jeremy Slayden, L (6, 7) OBP: 0.600, SLG: 1.000										2	1	1	0	0	0	0
6 Ryan Howard, L (1, 3) OBP: 0.273, SLG: 0.500	G3			L5		4-0 1B 22 2B 1-2 BB	12 WP 12 K2-3 2-H 2B		P5	2	1	0	0	1	0	1
19 Greg Dobbs, L (6, 3) OBP: 0.357, SLG: 0.385										2	1	1	1	0	0	0
Geoff Jenkins, L (1, 9) OBP: 0.300, SLG: 0.222		P5		G6-3		22 2B 51 1B 1-2 2-3 1B	F8		K	3	1	1	0	0	0	0
67 Chris Walker, S (6, 9)										2	0	0	0	0	1	1
12 Matt Stairs, L (1, 10) OBP: 0.222, SLG: 0.143		22 FC6-4 1B		G3		SF9 3-H	K2-3 2-H			3	0	1	1	0	1	0
22 Marcus Giles, R (1, 4) OBP: 0.333, SLG: 0.375		FC6-4 75 S 1-2f			11 S 11 E 1B	1-3 2-H 51 1B 2B	G5-3			3	2	2	1	0	0	1
9 Miguel Cairo, R (6, 4) OBP: 0.333, SLG: 1.000										1	0	0	0	0	0	0
75 Jason Donald, R (1, 5) OBP: 0.333, SLG: 0.091		51 FC6-4 1-2 BB			F8	51 1B BB		G5-3		1	0	0	0	2	0	1
24 Mike Cervenak, R (6, 5)										1	0	0	0	0	0	0
51 Carlos Ruiz, R (1, 2) OBP: 0.400, SLG: 0.250		FC6-4 1-2f			F9	4 1B 1-3 2-H 3-H 1B		F9		3	0	1	2	0	0	3
3 Lou Marson, R (6, 2)										1	0	0	0	0	0	0
Inning Stats	R: 0 E: 0 K: 0 S: 4 H: 1 LOB: 1 BB: 0 P: 4	R: 0 E: 0 K: 0 S: 4 H: 1 LOB: 2 BB: 1 P: 8	R: 0 E: 0 K: 0 S: 3 H: 0 LOB: 0 BB: 0 P: 3	R: 0 E: 0 K: 0 S: 3 H: 0 LOB: 0 BB: 0 P: 3	R: 1 E: 1 K: 0 S: 5 H: 2 LOB: 1 BB: 0 P: 6	R: 4 E: 1 K: 0 S: 7 H: 4 LOB: 2 BB: 2 P: 15	R: 2 E: 0 K: 1 S: 7 H: 2 LOB: 0 BB: 0 P: 8	R: 0 E: 0 K: 0 S: 4 H: 1 LOB: 1 BB: 0 P: 5	R: 0 E: 0 K: 1 S: 5 H: 0 LOB: 0 BB: 0 P: 5	1B: 8 2B: 3 3B: 0 HR: 0	SF: 1 SAC: 0 DP: 0 HBP: 0						

TOP

Philadelphia Phillies @ Atlanta Braves

Champion Stadium, Lake Buena Vista, FL

Sun Mar 01 2009, 1:05 PM EST
Att. 8,236 - Overcast - 54 F

livebaseballscorecards.com

AB	37
R	7
H	11
RBI	6
BB	3
SO	2
LOB	11

WP: 1 PB: 0 SB: 4 CS: 0 PA: 41

PITCHER		IP	WLS	BF	H	R	ER	SO	BB	IBB	HBP	BLK	WP	HR	S	P	ERA	WHIP
37 Jo-Jo Reyes, L ERA: 1.8	(1, 1)	3.0		12	2	0	0	0	1	0	0	0	0	0	11	15	0.00	1.000
34 Eric O'Flaherty, L ERA: 4.5	(4, 1)	1.0	H	3	0	0	0	0	0	0	0	0	0	0	3	3	0.00	0.000
58 Peter Moylan, R ERA: 9.0	(5, 1)	1.0	H	5	2	1	1	0	0	0	0	0	0	0	5	6	9.00	2.000
Jeff Ridgway, L ERA: 40.5	(6, 1)	0.2	L	8	4	4	3	0	2	0	0	0	0	0	6	14	40.50	9.000
Zach Schreiber, R ERA:	(6, 1)	0.1		1	0	0	0	0	0	0	0	0	0	0	1	1	0.00	0.000

PITCHER		IP	WLS	BF	H	R	ER	SO	BB	IBB	HBP	BLK	WP	HR	S	P	ERA	WHIP
30 Jeff Bennett, R ERA: 9.0	(7, 1)	1.0		5	2	2	2	1	0	0	0	0	1	0	7	8	18.00	2.000
65 Stephen Marek, R ERA:	(8, 1)	1.0		4	1	0	0	0	0	0	0	0	0	0	4	5	0.00	1.000
Phil Stockman, R ERA:	(9, 1)	1.0		3	0	0	0	1	0	0	0	0	0	0	5	5	0.00	0.000

BOTTOM

Philadelphia Phillies @ Atlanta Braves

Champion Stadium, Lake Buena Vista, FL

Sun Mar 01 2009, 1:05 PM EST

Att. 8,236 - Overcast - 54 F

livebaseballscorecards.com

Batter	1	2	3	4	5	6	7	8	9	AB	R	H	RBI	BB	SO	LOB
19 Yunel Escobar, R (1, 6) OBP: 0.600, SLG: 0.500	G6-3		SF9 3-H		G6-3 1-2 2-3		1-3 1B			1	0	0	1	0	0	0
63 Diory Hernandez, R (4, 6) OBP: 0.250, SLG: 0.143										2	0	1	0	0	0	2
2 Kelly Johnson, L (1, 4) OBP: 0.400, SLG: 0.600	10 2B 16 SF9 1B		G6-3		G3		K			2	1	1	0	0	0	0
68 Brooks Conrad, S (4, 4)										2	0	0	0	0	1	4
10 Chipper Jones, S (1, 5) OBP: 0.375, SLG: 0.857	1-3 2B		G1			F8	F8			3	0	1	0	0	0	0
14 Martín Prado, R (7, 5)										1	0	0	0	0	0	2
16 Brian McCann, L (1, 2) OBP: 0.556, SLG: 1.250	SF9 3-H			F9		B S L B X 2-2 HR		F7		2	1	1	2	0	0	0
5 Clint Sammons, R (7, 2) OBP: 0.500, SLG: 0.500										1	0	0	0	0	0	0
76 Freddie Freeman, L (1, 3) OBP: 0.154, SLG: 0.385	F9			G4-3		F7		G4-3		4	0	0	0	0	0	1
7 Jeff Francoeur, R (1, 9) OBP: 0.250, SLG: 0.100		F7		G4-3		1B		P4		2	0	0	0	0	0	0
4 Omar Infante, R (5, 8) OBP: 0.333, SLG: 0.500										2	0	1	0	0	0	0
20 Greg Norton, S (1, 10) OBP: 0.200, SLG: 0.444		F9			S S S K	F8			S S S K	4	0	0	0	0	2	1
77 Jason Heyward, L (1, 7) OBP: 0.556, SLG: 0.333		C C C K			63 G6-3 1B		B B B B FC3-6 BB		S S S K	3	0	1	0	1	2	0
(5, 9)																
Josh Anderson, L (1, 8) OBP: 0.400, SLG: 0.700			19 SF9 3B		63 G6-3 1-2 1B		FC3-6 63 1B 1-2f		P4	4	1	2	0	0	0	1
(5, 7)																
Inning Stats	R: 1 H: 2 E: 0 LOB: 1 K: 0 BB: 0 S: 5 P: 5	R: 0 H: 0 E: 0 LOB: 0 K: 1 BB: 0 S: 5 P: 5	R: 1 H: 1 E: 0 LOB: 0 K: 0 BB: 0 S: 4 P: 4	R: 0 H: 0 E: 0 LOB: 0 K: 0 BB: 0 S: 3 P: 3	R: 0 H: 2 E: 0 LOB: 2 K: 1 BB: 0 S: 7 P: 7	R: 1 H: 2 E: 0 LOB: 1 K: 0 BB: 0 S: 7 P: 9	R: 0 H: 1 E: 0 LOB: 2 K: 1 BB: 1 S: 6 P: 10	R: 0 H: 0 E: 0 LOB: 0 K: 0 BB: 0 S: 3 P: 3	R: 0 H: 0 E: 0 LOB: 0 K: 2 BB: 0 S: 7 P: 7	1B: 5 SF: 2 2B: 1 SAC: 0 3B: 1 DP: 0 HR: 1 HBP: 0						

PITCHER	IP	WLS	BF	H	R	ER	SO	BB	IBB	HBP	BLK	WP	HR	S	P	ERA	WHIP
39 Brett Myers, R (1, 1) ERA: 6.0	3.0		12	3	2	2	1	0	0	0	0	0	0	14	14	6.00	1.000
61 Chan Ho Park, R (4, 1) ERA: 3.0	3.0	W	13	4	1	1	1	0	0	0	0	0	1	17	19	3.00	1.333
68 Scott Nestor, R (7, 1) ERA: 13.5	1.0		5	1	0	0	1	1	0	0	0	0	0	6	10	0.00	2.000
49 Joe Bisenius, R (8, 1) ERA: 18.0	1.0		3	0	0	0	0	0	0	0	0	0	0	3	3	0.00	0.000
53 Blaine Neal, R (9, 1) ERA: 21.6	1.0		3	0	0	0	2	0	0	0	0	0	0	7	7	0.00	0.000

PITCHER	IP	WLS	BF	H	R	ER	SO	BB	IBB	HBP	BLK	WP	HR	S	P	ERA	WHIP

AB	33
R	3
H	8
RBI	3
BB	1
SO	5
LOB	11

WP: 0 PA: 36
PB: 0
SB: 0
CS: 0

Batter	1	2	3	4	5	6	7	8	9	AB	R	H	RBI	BB	SO	LOB
63 Luis Durango, S (1, 8)	S S S 0-3 ① K		B B B B 4-0 10 FC1-4 1-2 BB		x 0-0 ② F8			x 0-0 ① G4-3		3	0	0	0	1	1	0
10 Javier Castillo, R (1, 5) OBP: 0.333, SLG: 0.667 35 Avelino Asprilla, R (7, 5)	S S S 0-3 ② K		x 0-0 ② FC1-4 1-2f 2-H		x 0-0 2B			C C C 0-3 ② K		3 1	0 0	1 0	0 0	0 0	1 1	1 0
22 Angel Chavez, R (1, 4) OBP: 0.333, SLG: 0.333 6 Kevin Ramos, R (7, 4)	x 0-0 1B		x 0-0 ③ G6-3		x 0-0 ③ F8			x 0-0 ③ G6-3		3 1	0 0	1 0	0 0	0 0	0 0	2 0
45 Carlos Lee, R (1, 7) 4 Earl Agnoly, R (5, 7)	C S C 0-3 ③ K			x 0-0 ① G6-3		C C C 0-3 ① K			x 0-0 ① G5-3	2 2	0 0	0 0	0 0	0 0	1 1	1 0
42 Julio Zuleta, R (1, 3) OBP: 0.500, SLG: 0.500		x 0-0 ① F9		x 0-0 26 FC6-4 1B		x 0-0 ② G6-3			x 0-0 26 2B 1B	4	1	2	0	0	0	0
26 Audes De Leon, L (1, 10) OBP: 0.250, SLG: 0.500		x 0-0 ② G6-3		x 0-0 ② FC6-4 51 1B 1-2f		x 0-0 ③ F8			x 0-0 1-H 2B	4	0	1	1	0	0	1
51 Carlos Ruiz, R (1, 2) OBP: 0.500, SLG: 0.500 8 Damaso Espino, R (6, 2)		x 0-0 ③ F9		x 0-0 1-2 1B			x 0-0 ① G4-3		x 0-0 ② F9	2 2	0 0	1 0	0 0	0 0	0 0	0 1
20 Concepcion Rodriguez, R (1, 9) OBP: 0.250, SLG: 0.250			x 0-0 63 BB 10 E 1B	x 0-0 ③ P3			x 0-0 ② P4		x 0-0 ③ F9	4	1	1	0	0	0	3
2 Rubén Tejada, R (1, 6)			x 0-0 ① L5		x 0-0 ① G5-3		x 0-0 ③ L4			3	0	0	0	0	0	1
Inning Stats	R: 0 E: 0 K: 3 S: 10 H: 1 LOB: 1 BB: 0 P: 10	R: 0 E: 0 K: 0 S: 3 H: 0 LOB: 0 BB: 0 P: 3	R: 1 E: 1 K: 0 S: 4 H: 1 LOB: 1 BB: 1 P: 8	R: 0 E: 0 K: 0 S: 5 H: 2 LOB: 2 BB: 0 P: 5	R: 0 E: 0 K: 0 S: 4 H: 1 LOB: 1 BB: 0 P: 4	R: 0 E: 0 K: 1 S: 5 H: 0 LOB: 0 BB: 0 P: 5	R: 0 E: 0 K: 0 S: 3 H: 0 LOB: 0 BB: 0 P: 3	R: 0 E: 0 K: 1 S: 5 H: 0 LOB: 0 BB: 0 P: 5	R: 1 E: 0 K: 0 S: 5 H: 2 LOB: 1 BB: 0 P: 5	1B: 5 2B: 2 3B: 0 HR: 0 SF: 0 SAC: 0 DP: 0 HBP: 0						

TOP

Panama @ Atlanta Braves

Champion Stadium, Lake Buena Vista, FL

Tue Mar 03 2009, 1:05 PM EST

Att. 3,535 - Sunny - 57 F

livebaseballscorecards.com

AB	34
R	2
H	7
RBI	1
BB	1
SO	5
LOB	10

WP: 0 PA: 35
PB: 0
SB: 0
CS: 0



PITCHER		IP	WLS	BF	H	R	ER	SO	BB	IBB	HBP	BLK	WP	HR	S	P	ERA	WHIP
73 Tommy Hanson, R ERA:	(1, 1)	3.0	W	12	2	1	0	3	1	0	0	0	0	0	17	21	0.00	1.000
51 Michael Gonzalez, L ERA:	(4, 1)	1.0		5	2	0	0	0	0	0	0	0	0	0	5	5	0.00	2.000
46 Manny Acosta, R ERA:	(5, 1)	1.0		4	1	0	0	0	0	0	0	0	0	0	4	4	0.00	1.000
38 Buddy Carlyle, R ERA:	(6, 1)	2.0		6	0	0	0	1	0	0	0	0	0	0	8	8	0.00	0.000
36 Boone Logan, L ERA:	(8, 1)	1.0		3	0	0	0	1	0	0	0	0	0	0	5	5	0.00	0.000

PITCHER		IP	WLS	BF	H	R	ER	SO	BB	IBB	HBP	BLK	WP	HR	S	P	ERA	WHIP
61 James Parr, R ERA: 9.0	(9, 1)	1.0		5	2	1	1	0	0	0	0	0	0	0	5	5	9.00	2.000

Panama @ Atlanta Braves

Champion Stadium, Lake Buena Vista, FL

Tue Mar 03 2009, 1:05 PM EST

Att. 3,535 - Sunny - 57 F

BOTTOM

Batter	1	2	3	4	5	6	7	8	9	AB	R	H	RBI	BB	SO	LOB
19 Yunel Escobar, R (1, 6) 75 Brandon Hicks, R (5, 6)	F8	K		F9	BB: 68 FC6-4 (1-2)	G3	BB: 87 FC5			3 0 0 0 0 1 2 1 0 0 0 2 0 2						
4 Omar Infante, R (1, 8) OBP: 0.667, SLG: 0.500 87 Reid Gorecki, R (5, 8) OBP: 0.333, SLG: 1.333	P3	E8: 2 WP; 2 1B (1-3, 2-H)		BB: 2 BB	F7	HR FC5 (1-2, 2-3f)				2 1 1 1 1 0 0 3 1 1 1 0 0 5						
2 Kelly Johnson, L (1, 4) OBP: 1.000, SLG: 1.000 68 Brooks Conrad, S (5, 4) OBP: 0.500, SLG: 1.000	BB: 7 1B; 20 1B	20 2B (2-H, 3-H)		BB (1-2)	FC6-4 (1-2f)	77 HR				1 2 1 1 2 0 0 2 1 1 0 0 0 2						
20 Greg Norton, S (1, 3) OBP: 0.667, SLG: 1.000 83 Barbaro Canizares, R (5, 3)	7 1B (1-2)	(1-H)		F9		F8	G5-3			3 0 2 1 0 0 2 2 0 0 0 0 0 1						
7 Jeff Francoeur, R (1, 9) OBP: 0.333, SLG: 0.333 77 Jason Heyward, L (6, 9) OBP: 1.000, SLG: 4.000	1B (1-3, 2-H)	G6-3			F9	BB: 28 FC4-6; 93 1B; 5 WP	HR (2-H)			3 0 1 1 0 0 1 1 2 1 2 1 0 0						
23 Matt Diaz, R (1, 7) 93 Matt Young, L (6, 7) OBP: 0.500, SLG: 0.500	F9		G5-3		F9	1B: 28 FC4-6 (1-2)	F7			3 0 0 0 0 0 2 2 0 1 0 0 0 0						
28 Brandon Jones, L (1, 10) OBP: 0.200, SLG: 0.400		G3	F7	F8		FC4-6; 5 WP; 5 2B (1-2f, 2-3)		78 E		5 2 1 0 0 0 2						
8 David Ross, R (1, 2) OBP: 0.333, SLG: 0.333 5 Clint Sammons, R (7, 2) OBP: 1.000, SLG: 2.000 78 Phillip Britton, R (8, PH) (9, 2)		14 BB; 4 E	F8			F7	1B: 75 BB	E5: 63 E (2-H)		3 1 1 0 0 0 0 1 0 1 1 0 0 0 1 0 0 0 0 0 0						
14 Martín Prado, R (1, 5) 63 Diory Hernandez, R (5, 5) OBP: 1.000, SLG: 1.000		BB: 4 E; 2 WP (1-2)		G6-3			BB	E6: 87 FC5 (1-3)		1 1 0 0 1 0 0 2 0 2 0 1 0 0						
Inning Stats	R: 1 E: 0 K: 0 S: 5 / H: 2 LOB: 2 BB: 1 P: 9	R: 4 E: 1 K: 1 S: 9 / H: 4 LOB: 1 BB: 1 P: 14	R: 0 E: 0 K: 0 S: 3 / H: 0 LOB: 0 BB: 0 P: 3	R: 0 E: 0 K: 0 S: 3 / H: 0 LOB: 2 BB: 2 P: 11	R: 0 E: 0 K: 0 S: 3 / H: 0 LOB: 0 BB: 0 P: 3	R: 0 E: 0 K: 0 S: 4 / H: 1 LOB: 2 BB: 1 P: 8	R: 2 E: 0 K: 0 S: 5 / H: 2 LOB: 2 BB: 2 P: 14	R: 4 E: 2 K: 0 S: 11 / H: 5 LOB: 3 BB: 1 P: 19		1B: 8 2B: 4 3B: 0 HR: 2	SF: 0 SAC: 0 DP: 0 HBP: 0					

	AB	39
	R	11
	H	14
	RBI	8
	BB	8
	SO	1
	LOB	19

WP: 2 PB: 0 SB: 0 CS: 0 — PA: 47

livebaseballscorecards.com

PITCHER		IP	WLS	BF	H	R	ER	SO	BB	IBB	HBP	BLK	WP	HR	S	P	ERA	WHIP
27 Bruce Chen, L ERA: 21.6	(1, 1)	1.2	L	11	4	4	4	1	2	0	0	0	0	0	11	19	21.60	3.600
14 Yeliar Castro, R ERA: 3.86	(2, 1)	2.1		11	2	1	1	0	2	0	0	0	1	0	9	18	3.86	1.714
30 Eliecer Navarro, L ERA:	(5, 1)	2.0		8	1	0	0	0	1	0	0	0	0	0	7	11	0.00	1.000
25 Jorge Cortes, R ERA: 18.0	(7, 1)	1.0		7	2	2	2	0	2	0	0	0	1	0	5	14	18.00	4.000
12 Manuel Campos, R ERA: 27.0	(8, 1)	1.0		10	5	4	3	0	1	0	0	0	0	2	11	19	27.00	6.000

PITCHER	IP	WLS	BF	H	R	ER	SO	BB	IBB	HBP	BLK	WP	HR	S	P	ERA	WHIP

Batter	1	2	3	4	5	6	7	8	9	AB	R	H	RBI	BB	SO	LOB
18 Johnny Damon, L (1, 7) OBP: 0.300, SLG: 0.444	F8		BBB 4-0 22 PB 11 BB BB		1-H 3B			G6-3		2	0	1	1	1	0	0
47 John Rodriguez, L (6, 7) OBP: 0.333, SLG: 0.625										1	0	0	0	0	0	0
11 Brett Gardner, L (1, 8) OBP: 0.500, SLG: 1.083	G4-3		BBBB 4-0 22 PB 1-2 BB		G3			BBBB 4-0 72 HBP BB		2	0	0	0	1	0	1
82 Austin Jackson, R (6, 8) OBP: 0.333, SLG: 0.375										0	0	0	0	1	0	0
22 Xavier Nady, R (1, 9) OBP: 0.182, SLG: 0.455	F7		B X 1-0 G5-3 1-2 2-3			72 G6-3 3B		F8		3	1	1	0	0	0	2
60 Todd Linden, S (6, 9) OBP: 0.111, SLG: 0.111										1	0	0	0	0	0	1
72 Juan Miranda, L (1, 3) OBP: 0.267, SLG: 0.231		BBBB 4-0 76 FC6-4 BB		F8		G6-3 3-H		H 1-0 1-2 HBP		2	0	0	1	1	0	0
14 Angel Berroa, R (1, 4) OBP: 0.545, SLG: 0.900		SSS 0-3 K		0-0 26 CS 1B		F8		P4		3	0	1	0	0	1	1
74 Justin Leone, R (6, 5) OBP: 0.333, SLG: 0.625										1	0	0	0	0	0	2
26 José Molina, R (1, 2) OBP: 0.100, SLG: 0.100		0-0 F9		S X 0-1 G5-3 1-2		CCC K			0-0 G6-3	3	0	0	0	0	1	2
84 Austin Romine, R (7, 2)										1	0	0	0	0	0	0
76 Kevin Russo, R (1, 5)		0-0 FC6-4 1-2f			0-0 F8		0-0 G5-3		0-0 G1-3	3	0	0	0	0	0	1
(6, 4)																
73 Doug Bernier, R (7, 4) OBP: 0.375, SLG: 0.167										1	0	0	0	0	0	0
90 Ramiro Pena, S (1, 6) OBP: 0.111, SLG: 0.111			0-0 G4-3		0-0 F9		0-0 F9		0-0 2B	3	0	0	0	0	0	0
92 Eduardo Núñez, R (7, 6) OBP: 0.500, SLG: 0.667										1	0	1	0	0	0	0
31 Ian Kennedy, R (1, 1)			FFC 0-3 K		0-0 18 3B 1B		0-0 G1-3		0-0 F8	1	0	0	0	0	1	0
39 Dan Giese, R (4, 1) OBP: 0.500, SLG: 0.500										2	1	1	0	0	0	0
64 Andrew Brackman, R (7, 1)										0	0	0	0	0	0	0
78 Mark Melancon, R (8, 1)										0	0	0	0	0	0	0
83 Jesus Montero, R (9, PH) OBP: 0.600, SLG: 0.600										1	0	0	0	0	0	1
Inning Stats	R: 0 E: 0 K: 0 S: 3 H: 0 LOB: 0 BB: 0 P: 3	R: 0 E: 0 K: 1 S: 5 H: 0 LOB: 1 BB: 1 P: 9	R: 0 E: 0 K: 1 S: 5 H: 0 LOB: 2 BB: 2 P: 14	R: 0 E: 0 K: 0 S: 4 H: 1 LOB: 0 BB: 0 P: 4	R: 1 E: 0 K: 0 S: 5 H: 2 LOB: 1 BB: 0 P: 5	R: 1 E: 0 K: 1 S: 6 H: 1 LOB: 0 BB: 0 P: 6	R: 0 E: 0 K: 0 S: 3 H: 0 LOB: 0 BB: 0 P: 3	R: 0 E: 0 K: 0 S: 3 H: 0 LOB: 2 BB: 1 P: 8	R: 0 E: 0 K: 0 S: 4 H: 1 LOB: 1 BB: 0 P: 4	1B: 2 2B: 1 3B: 2 HR: 0 SF: 0 SAC: 0 DP: 0 HBP: 1							

TOP

New York Yankees @ Atlanta Braves

Champion Stadium, Lake Buena Vista, FL

Wed Mar 04 2009, 1:05 PM EST
Att. 9,619 - Partly Cloudy - 65 F

livebaseballscorecards.com

AB	31
R	2
H	5
RBI	2
BB	4
SO	3
LOB	11

WP: 0 PB: 1 SB: 0 CS: 1 PA: 36

PITCHER		IP	WLS	BF	H	R	ER	SO	BB	IBB	HBP	BLK	WP	HR	S	P	ERA	WHIP
11 Kenshin Kawakami, R ERA:	(1, 1)	3.0	W	12	0	0	0	2	3	0	0	0	0	0	13	26	0.00	1.000
56 Blaine Boyer, R ERA:	(4, 1)	1.0	H	3	1	0	0	0	0	0	0	0	0	0	4	4	0.00	1.000
66 Todd Redmond, R ERA: 4.5	(5, 1)	1.0	H	5	2	1	1	0	0	0	0	0	0	0	5	5	9.00	2.000
72 Kris Medlen, R ERA: 4.5	(6, 1)	1.0	H	4	1	1	1	1	0	0	0	0	0	0	6	6	9.00	1.000
59 Francisley Bueno, L ERA:	(7, 1)	1.0	H	3	0	0	0	0	0	0	0	0	0	0	3	3	0.00	0.000

PITCHER		IP	WLS	BF	H	R	ER	SO	BB	IBB	HBP	BLK	WP	HR	S	P	ERA	WHIP
71 Mariano Gomez, L ERA:	(8, 1)	1.0	H	5	0	0	0	0	1	0	1	0	0	0	3	8	0.00	1.000
67 Juan Pablo Perez, L ERA: 4.5	(9, 1)	1.0	S	4	1	0	0	0	0	0	0	0	0	0	4	4	0.00	1.000

BOTTOM

New York Yankees @ Atlanta Braves

Champion Stadium, Lake Buena Vista, FL

Wed Mar 04 2009, 1:05 PM EST
Att. 9,619 - Partly Cloudy - 65 F

livebaseballscorecards.com

Batter	1	2	3	4	5	6	7	8	9	AB	R	H	RBI	BB	SO	LOB
Josh Anderson, L (1, 8) OBP: 0.417, SLG: 0.750					SH1-3 2-3			2B		2	1	1	0	0	0	1
87 Reid Gorecki, R (6, 8) OBP: 1.000, SLG: 2.000	19 G6-3 22 2B 2B	G3-1								1	0	1	0	0	0	0
19 Yunel Escobar, R (1, 6) OBP: 0.462, SLG: 0.375	G6-3 2-3		F9		SF8 3-H			L4		2	0	0	1	0	0	1
75 Brandon Hicks, R (6, 6)										1	0	0	0	0	0	1
2 Kelly Johnson, L (1, 4) OBP: 0.385, SLG: 0.500	BB		G2-3		K			G6-3		2	1	0	0	1	1	0
72 Kris Medlen, S (6, 1)	22 2B BB									0	0	0	0	0	0	0
59 Francisley Bueno, L (7, 1)										0	0	0	0	0	0	0
63 Diory Hernandez, R (8, 5) OBP: 0.222, SLG: 0.125										1	0	0	0	0	0	1
22 Casey Kotchman, L (1, 3) OBP: 0.333, SLG: 0.444	77 WP 1-H 3-H 2B		G6-3			K		G4-3		2	0	1	2	0	0	0
56 Blaine Boyer, R (4, 1)										0	0	0	0	0	0	0
66 Todd Redmond, R (5, 1)										0	0	0	0	0	0	0
68 Brooks Conrad, S (6, 4)										2	0	0	0	0	1	1
7 Jeff Francoeur, R (1, 9) OBP: 0.231, SLG: 0.091	P4			4 G5-4-3 77 1B BB		G4-3				1	0	0	0	0	0	1
28 Brandon Jones, L (2, 7) OBP: 0.333, SLG: 0.273										1	0	0	0	1	0	0
77 Jason Heyward, L (1, 7) OBP: 0.500, SLG: 0.333	F7 2-3			4 G5-4-3 1-2 1B		K				3	0	1	0	0	1	1
(2, 9)																
4 Omar Infante, R (1, 5) OBP: 0.333, SLG: 0.545		8 F9 2B		G5-4-3 1-2f 2-3			G1-5-3			3	0	1	0	0	0	2
71 Mariano Gomez, L (8, 1)										0	0	0	0	0	0	0
67 Juan Pablo Perez, R (9, 1)										0	0	0	0	0	0	0
8 David Ross, R (1, 2) OBP: 0.333, SLG: 0.833		F9 2-3		G5-3			G6-3			1	0	0	0	0	0	1
5 Clint Sammons, R (4, 2) OBP: 0.250, SLG: 0.250										2	0	0	0	0	0	1
11 Kenshin Kawakami, R (1, 1)		P5			SH1-3 19 SF8 2B		G5-3			1	0	0	0	0	0	1
14 Martín Prado, R (4, 3) OBP: 0.091, SLG: 0.182										2	1	1	0	0	0	0
Inning Stats	R: 2 E: 0 K: 0 S: 5 H: 2 LOB: 1 BB: 1 P: 10	R: 0 E: 0 K: 0 S: 4 H: 1 LOB: 1 BB: 0 P: 4	R: 0 E: 0 K: 0 S: 3 H: 0 LOB: 0 BB: 0 P: 3	R: 0 E: 0 K: 0 S: 3 H: 1 LOB: 1 BB: 1 P: 7	R: 1 E: 0 K: 1 S: 6 H: 1 LOB: 0 BB: 0 P: 6	R: 0 E: 0 K: 2 S: 7 H: 0 LOB: 0 BB: 0 P: 7	R: 0 E: 0 K: 0 S: 3 H: 0 LOB: 0 BB: 0 P: 3	R: 0 E: 0 K: 0 S: 4 H: 1 LOB: 1 BB: 0 P: 4		1B: 1 2B: 5 3B: 0 HR: 0 SF: 1 SAC: 1 DP: 1 HBP: 0						

AB	27
R	3
H	6
RBI	3
BB	2
SO	3
LOB	12

WP: 1 PA: 31
PB: 0
SB: 0
CS: 0

PITCHER		IP	WLS	BF	H	R	ER	SO	BB	IBB	HBP	BLK	WP	HR	S	P	ERA	WHIP
31 Ian Kennedy, R ERA: 3.6	(1, 1)	3.0	L	13	3	2	2	0	1	0	0	0	1	0	12	17	6.00	1.333
39 Dan Giese, R ERA: 7.5	(4, 1)	3.0		11	2	1	1	3	1	0	0	0	0	0	16	20	3.00	1.000
64 Andrew Brackman, R ERA: 4.5	(7, 1)	1.0		3	0	0	0	0	0	0	0	0	0	0	3	3	0.00	0.000
78 Mark Melancon, R ERA:	(8, 1)	1.0		4	1	0	0	0	0	0	0	0	0	0	4	4	0.00	1.000

PITCHER	IP	WLS	BF	H	R	ER	SO	BB	IBB	HBP	BLK	WP	HR	S	P	ERA	WHIP

Batter	1	2	3	4	5	6	7	8	9	AB	R	H	RBI	BB	SO	LOB
47 Endy Chavez, L (1, 8) (6, 9) OBP: 0.444, SLG: 0.167	BBBB 4-0 53 S 53 WP BB	X 0-0 ② G3-1	BB 4-0 1 HBP 24 1B 1-2 BB	X 0-0 ③ L3	X 0-0 ③ L8	3	2	0	0	2	0	0
6 Melvin Mora, R (1, 5) OBP: 0.111, SLG: 0.111 7 Luis Maza, R (6, 5)	X 0-0 ① F9	SSS 0-3 ③ K	X 0-0 ① F4	BBBB 4-0 30 BB 1 1B BB		3 0	0 0	0 0	0 0	0 1	1 0	3 0
53 Bobby Abreu, L (1, 9) OBP: 0.400, SLG: 0.250 1 Gerardo Parra, L (4, 9) 11 Grégor Blanco, L (6, 8) OBP: 0.571, SLG: 0.400	BBBB 4-0 1-H BB	X 0-0 ① G3	H 1-0 24 1B 30 1B 1-2 2-3 HBP	X 0-0 1B	1 0 0	0 1 0	0 0 0	1 0 0	0 0 0	0 0 0	0 0 0	0 0 0
24 Miguel Cabrera, R (1, 3) OBP: 0.333, SLG: 0.364	CCC 0-3 ② K	X 0-0 30 G6-4-3 1B	X 0-0 2 BB 30 1B 1-2 2-H 3-H 1B	CCC 0-3 ① K	4	0	2	2	0	2	3
30 Magglio Ordonez, R (1, 10) OBP: 0.250, SLG: 0.100	X 0-0 ③ G1-3	X 0-0 ②③ G6-4-3 1-2f	X 0-0 2 BB 1-2 2-H 1B	BBBB 4-0 1-2 2-3 BB	3	0	1	1	1	0	2
2 Carlos Guillen, S (1, 7) OBP: 0.455, SLG: 0.333	X 0-0 ① F9	BBBB 4-0 12 G4-6-3 BB	BBBB 4-0 19 G6-4-3 1-2 2-3 BB	SSS 0-3 ② K	2	0	0	0	2	1	3
19 Ramon Hernandez, R (1, 2) 51 Max Ramirez, R (7, 2)	X 0-0 ② G6-3	X 0-0 ① F9	X 0-0 ②③ G6-4-3 1-2f	X 0-0 ③ F9	3 1	0 0	0 0	0 0	0 0	0 0	0 0	4 3
12 Marco Scutaro, R (1, 4) OBP: 0.222, SLG: 0.222	CCC 0-3 ③ K	X 0-0 ②③ G4-6-3 1-2f	X 0-0 ① F9	CCC 0-3 ① K	4	0	0	0	0	2	1
3 Cesar Izturis, S (1, 6)	X 0-0 ① G6-3	BBBB 4-0 1 HBP 47 WP 24 1B BB	X 0-0 ② P6	X 0-0 ② F7	3	1	0	0	1	0	0
Inning Stats	R: 1 H: 0 E: 0 LOB: 1 K: 1 BB: 2 S: 5 P: 13	R: 0 H: 0 E: 0 LOB: 0 K: 1 BB: 0 S: 5 P: 5	R: 0 H: 0 E: 0 LOB: 0 K: 1 BB: 0 S: 5 P: 5	R: 0 H: 1 E: 0 LOB: 0 K: 0 BB: 0 S: 3 P: 3	R: 0 H: 0 E: 0 LOB: 0 K: 0 BB: 1 S: 2 P: 6	R: 3 H: 2 E: 0 LOB: 2 K: 0 BB: 3 S: 4 P: 17	R: 0 H: 0 E: 0 LOB: 0 K: 0 BB: 0 S: 3 P: 3	R: 0 H: 1 E: 0 LOB: 3 K: 2 BB: 2 S: 8 P: 16	R: 0 H: 0 E: 0 LOB: 0 K: 1 BB: 0 S: 5 P: 5	1B: 4 SF: 0 2B: 0 SAC: 0 3B: 0 DP: 3 HR: 0 HBP: 1						

PITCHER		IP	WLS	BF	H	R	ER	SO	BB	IBB	HBP	BLK	WP	HR	S	P	ERA	WHIP
32 Derek Lowe, R ERA: 3.0	(1, 1)	3.0		11	0	1	1	3	2	0	0	0	1	0	15	23	3.00	0.667
34 Eric O'Flaherty, L ERA:	(4, 1)	1.0		3	1	0	0	0	0	0	0	0	0	0	3	3	0.00	1.000
65 Stephen Marek, R ERA:	(5, 1)	1.0	H	3	0	0	0	0	1	0	0	0	0	0	2	6	0.00	1.000
Jeff Ridgway, L ERA: 81.0	(6, 1)	0.1	B	5	1	3	3	0	2	0	1	0	1	0	2	11	81.00	9.000
70 Emiliano Fruto, R ERA:	(6, 1)	1.2	W	6	1	0	0	0	1	0	0	0	0	0	5	9	0.00	1.200

PITCHER		IP	WLS	BF	H	R	ER	SO	BB	IBB	HBP	BLK	WP	HR	S	P	ERA	WHIP
74 Rafael Cruz, R ERA:	(8, 1)	1.0		6	1	0	0	2	2	0	0	0	0	0	8	16	0.00	3.000
54 Anthony Lerew, R ERA:	(9, 1)	1.0		3	0	0	0	1	0	0	0	0	0	0	5	5	0.00	0.000

TOP

Venezuela @ Atlanta Braves

Champion Stadium, Lake Buena Vista, FL

Thu Mar 05 2009, 2:05 PM EST
Att. 3,871 - Partly Cloudy - 71 F

livebaseballscorecards.com

AB	27
R	4
H	3
RBI	3
BB	8
SO	6
LOB	19



1B: 4	SF: 0	WP: 3	PA: 37
2B: 0	SAC: 0	PB: 0	
3B: 0	DP: 3	SB: 1	
HR: 0	HBP: 1	CS: 0	

BOTTOM

Venezuela @ Atlanta Braves

Champion Stadium, Lake Buena Vista, FL

Thu Mar 05 2009, 2:05 PM EST
Att. 3,871 - Partly Cloudy - 71 F

Batter	1	2	3	4	5	6	7	8	9	AB	R	H	RBI	BB	SO	LOB
Josh Anderson, L (1, 8) 87 Reid Gorecki, R (8, 8) OBP: 0.333, SLG: 1.333	G4-3		L4-6 2-2		K		F9 2-3			4 0	0 0	0 0	0 0	0 0	1 0	3 0
4 Omar Infante, R (1, 6) OBP: 0.500, SLG: 0.400 75 Brandon Hicks, R (6, 6)	F8			76 2B 1B	G6-3		1-2 83 2B 20 BB BB			3 0	1 1	1 0	0 0	0 1	0 0	0 0
18 Garret Anderson, L (1, 7) 20 Greg Norton, S (5, 7) OBP: 0.800, SLG: 1.000	F8			P5		76 G3-6-3 BB	1-2 2-3 3-H 83 2B BB			2 0	0 1	0 0	0 1	0 2	0 0	1 0
76 Freddie Freeman, L (1, 3) OBP: 0.667, SLG: 1.000 83 Barbaro Canizares, R (7, 3) OBP: 0.333, SLG: 0.667		28 G1-6-3 7 BB BB		1-H 7 HR 2B		G3-6-3 1-2f	1-H 2-H 3-H 2B			2 1	1 0	1 1	1 3	1 0	0 0	1 0
7 Jeff Francoeur, R (1, 10) OBP: 0.429, SLG: 0.833		28 G1-6-3 1-2 BB		2-H HR		P6	F8			3	1	1	2	1	0	1
28 Brandon Jones, L (1, 9) OBP: 0.375, SLG: 0.333 77 Jason Heyward, L (8, 9) OBP: 0.667, SLG: 2.000	G1-6-3 1-2f 2-3			14 CS BB			27 SH3-4 14 BB 63 FC3 BB	K		1 1	1 0	0 0	0 0	2 0	0 1	2 0
14 Martín Prado, R (1, 4) 68 Brooks Conrad, S (8, 4) OBP: 0.333, SLG: 0.667	F8			1-2 BB			F9 27 SH3-4 20 BB 1-2 BB	K		1 1	1 0	0 0	0 0	2 0	0 1	1 0
8 David Ross, R (1, 2) OBP: 0.250, SLG: 0.250 27 J.C. Boscan, R (4, 2)			G5-3	F9			SH3-4 1-2 2-3	K		1 2	0 0	0 0	0 0	0 0	0 1	0 1
63 Diory Hernandez, R (1, 5) OBP: 0.667, SLG: 0.800			L4-6 2B		G4-3		FC3 20 BB 75 BB 83 2B 3-H			3 1	1 1	1 1	1 0	0 0	0 1	1 0
Inning Stats	R: 0 E: 0 K: 0 S: 3 H: 0 LOB: 0 BB: 0 P: 3	R: 0 E: 0 K: 0 S: 2 H: 0 LOB: 1 BB: 2 P: 10	R: 0 E: 0 K: 0 S: 3 H: 1 LOB: 0 BB: 0 P: 3	R: 3 E: 0 K: 0 S: 6 H: 3 LOB: 1 BB: 2 P: 17	R: 0 E: 0 K: 1 S: 5 H: 0 LOB: 0 BB: 0 P: 5	R: 0 E: 0 K: 0 S: 2 H: 0 LOB: 0 BB: 1 P: 6	R: 5 E: 0 K: 0 S: 5 H: 1 LOB: 1 BB: 4 P: 21	R: 0 E: 0 K: 3 S: 9 H: 0 LOB: 0 BB: 0 P: 9		1B: 1 2B: 4 3B: 0 HR: 1 SF: 0 SAC: 1 DP: 3 HBP: 0						

livebaseballscorecards.com

AB	25
R	8
H	5
RBI	8
BB	9
SO	4
LOB	11

WP: 0 PB: 0 SB: 0 CS: 1 PA: 35

PITCHER		IP	WLS	BF	H	R	ER	SO	BB	IBB	HBP	BLK	WP	HR	S	P	ERA	WHIP
22 Jean Granado, L ERA: 9.0	(1, 1)	2.0		7	0	0	0	0	2	0	0	0	0	0	5	13	0.00	1.000
31 Victor Zambrano, R ERA:	(3, 1)	1.0	H	3	1	0	0	0	0	0	0	0	0	0	3	3	0.00	1.000
Brad Nelson, R ERA: 81.0	(4, 1)	0.1	B	5	3	3	3	0	1	0	0	0	0	1	5	12	81.00	12.000
44 Orber Moreno, R ERA:	(4, 1)	1.2		5	0	0	0	1	1	0	0	0	0	0	6	10	0.00	0.600
48 Carlos Vasquez, L ERA: 5.4	(6, 1)	1.0	H	3	0	0	0	0	1	0	0	0	0	0	2	6	0.00	1.000

PITCHER		IP	WLS	BF	H	R	ER	SO	BB	IBB	HBP	BLK	WP	HR	S	P	ERA	WHIP
16 Victor Moreno, R ERA: 22.5	(7, 1)	1.0	L	9	1	5	5	0	4	0	0	0	0	0	5	21	45.00	5.000
75 Francisco Rodríguez, R ERA:	(8, 1)	1.0		3	0	0	0	3	0	0	0	0	0	0	9	9	0.00	0.000

Houston Astros @ Atlanta Braves

Champion Stadium, Lake Buena Vista, FL

Fri Mar 06 2009, 7:05 PM EST

Att. 7,132 - Clear - 70 F

TOP

livebaseballscorecards.com

Batter	1	2	3	4	5	6	7	8	9	AB	R	H	RBI	BB	SO	LOB
21 Michael Bourn, L (1, 8) OBP: 0.348, SLG: 0.368	F8		B1			G4-3		BB		3	0	0	0	0	0	0
58 Drew Sutton, S (6, 5) OBP: 0.500, SLG: 0.600 (7, 4)										0	0	0	0	1	0	0
Reggie Abercrombie, R (1, 7) OBP: 0.588, SLG: 0.875 (6, 8)	8 WP 9 S BB		F8			1B		K		3	0	1	0	1	1	1
9 Hunter Pence, R (1, 9) OBP: 0.294, SLG: 0.143	G5-3 1-2			G5-3		L8			P6	3	0	0	0	0	0	2
Matt Kata, S (6, 7) OBP: 0.300, SLG: 0.800										1	0	0	0	0	0	0
27 Geoff Blum, S (1, 3) OBP: 0.154, SLG: 0.091	8 FC4-6 BB			F9		G3			G6-3	2	0	0	0	1	0	1
20 Brian Bogusevic, L (6, 9) OBP: 0.222, SLG: 0.222										1	0	0	0	0	0	0
8 Aaron Boone, R (1, 5) (6, 3)	FC4-6 1-2f 2-3			P6			F9		K	3	0	0	0	0	0	2
19 Mark Saccomanno, R (7, 3) OBP: 0.111, SLG: 0.333										1	0	0	0	0	1	0
31 David Newhan, L (1, 4) OBP: 0.214, SLG: 0.154		G4-3			L4		K			3	0	0	0	0	1	0
63 Sammy Gervacio, R (7, 1)										0	0	0	0	0	0	0
36 Danny Graves, R (8, 1)		F7			1B		F7			0	0	0	0	0	0	0
89 Jason Smith, L (1, 6) OBP: 0.429, SLG: 0.615										3	0	1	0	0	0	0
46 J.R. Towles, R (1, 2) OBP: 0.222, SLG: 0.125		G6-3			F8			F8		2	0	0	0	0	0	1
73 Jeff Fulchino, R (5, 1)										0	0	0	0	0	0	0
65 Chris Johnson, R (7, 5) OBP: 0.400, SLG: 0.692										1	0	0	0	0	0	0
Fernando Nieve, R (1, 1)			F8		G4-3			K2-3		0	0	0	0	0	0	0
55 Humberto Quintero, R (3, PH)										1	0	0	0	0	0	0
69 Bud Norris, R (3, 1)										0	0	0	0	0	0	0
53 Wesley Wright, R (4, 1)										0	0	0	0	0	0	0
71 Jason Castro, L (5, PH) OBP: 0.200, SLG: 0.200 (5, 2)										2	0	0	0	0	1	1

	AB	29
	R	0
	H	2
	RBI	0
	BB	3
	SO	4
	LOB	8

Inning Stats	1	2	3	4	5	6	7	8	9
	R: 0 H: 0 E: 0 LOB: 2 K: 0 BB: 2 S: 3 P: 13	R: 0 H: 0 E: 0 LOB: 0 K: 0 BB: 0 S: 3 P: 3	R: 0 H: 0 E: 0 LOB: 0 K: 0 BB: 0 S: 3 P: 3	R: 0 H: 0 E: 0 LOB: 0 K: 0 BB: 0 S: 3 P: 3	R: 0 H: 1 E: 0 LOB: 1 K: 0 BB: 0 S: 4 P: 4	R: 0 H: 1 E: 0 LOB: 1 K: 0 BB: 0 S: 4 P: 4	R: 0 H: 0 E: 0 LOB: 0 K: 1 BB: 0 S: 5 P: 5	R: 0 H: 0 E: 0 LOB: 1 K: 2 BB: 1 S: 7 P: 11	R: 0 H: 0 E: 0 LOB: 0 K: 1 BB: 0 S: 5 P: 5

| | | | | | | | | | |

BOTTOM

Batter	1	2	3	4	5	6	7	8	9	AB	R	H	RBI	BB	SO	LOB
Josh Anderson, L (1, 8) OBP: 0.375, SLG: 0.688	F7	2 BLK 2B 2-H 3-H	G4-3	E4 2 BB 23 1B 2-3 3-H		F9				4	1	1	2	0	0	4
87 Reid Gorecki, R (5, 8) OBP: 0.500, SLG: 1.000										1	0	0	0	0	0	1
2 Kelly Johnson, L (1, 4) OBP: 0.412, SLG: 0.429	23 HR BB	F7 2-3		G4-3 23 1B BB 1-2		G6-3				2	1	0	0	2	0	1
68 Brooks Conrad, S (5, 4)										1	0	0	0	0	0	1
23 Matt Diaz, R (1, 7) OBP: 0.400, SLG: 0.714	1-H HR	G6-3		19 BB 7 1B 2B 1-2 2-H 3-H 1B			F7			4	2	3	4	0	0	1
28 Brandon Jones, L (5, 7) OBP: 0.308, SLG: 0.250										1	0	0	0	0	0	0
22 Casey Kotchman, L (1, 3) OBP: 0.385, SLG: 0.417	P4		7 G1-3 19 G1-3 5 1B 1B	7 1B 19 BB 14 1B BB			G4-3			3	2	1	0	1	0	2
30 Jeff Bennett, R (5, 1)				G4-3						0	0	0	0	0	0	0
69 Alvin Colina, R (7, 2) OBP: 0.333, SLG: 0.667										1	0	0	0	0	0	0
19 Yunel Escobar, R (1, 6) OBP: 0.438, SLG: 0.300	G4-3	G1-3 1-2		7 1B 14 1B BB 1-2 2-3	P6		K			2	1	0	0	1	0	1
75 Brandon Hicks, R (5, 6)										2	0	0	0	0	1	0
7 Jeff Francoeur, R (1, 9) OBP: 0.313, SLG: 0.154		5 1B 14 1B 5 E BB	G1-3 2-3	14 1B 14 1B 1B 1-2 2-3 3-H	K			G6-3		2	2	1	1	1	0	1
77 Jason Heyward, L (5, 9) OBP: 0.429, SLG: 0.273										2	0	0	0	0	1	0
14 Martín Prado, R (1, 5) OBP: 0.250, SLG: 0.267		5 E 2B 1B 1-2	37 BB 5 1B BB	1-H 2-H 3-H 1B	G6-3			K		4	1	2	3	1	1	0
(5, 3)																
5 Clint Sammons, R (1, 2) OBP: 0.500, SLG: 0.429	E7 37 SH1-4 2B 1B 1-3 2-H	37 BB 1-2 3-H		37 E E BB		F8		E6		3	2	2	1	1	0	0
36 Boone Logan, R (7, 1)										0	0	0	0	0	0	0
46 Manny Acosta, R (8, 1)										0	0	0	0	0	0	0
93 Matt Young, L (8, PH)										1	0	0	0	0	0	0
66 Todd Redmond, R (9, 1)										0	0	0	0	0	0	0
37 Jo-Jo Reyes, L (1, 1)	SH1-4 1-2		1-2 2-3 BB	E1 E 23 1B 1-3		1B		F7		1	1	0	0	1	0	1
63 Diory Hernandez, R (5, 5) OBP: 0.273, SLG: 0.200										2	0	1	0	0	0	1
Inning Stats	R: 2 E: 0 K: 0 S: 6 H: 1 LOB: 0 BB: 1 P: 12	R: 3 E: 1 K: 0 S: 6 H: 3 LOB: 1 BB: 1 P: 10	R: 1 E: 0 K: 0 S: 5 H: 2 LOB: 3 BB: 2 P: 13	R: 7 E: 2 K: 0 S: 8 H: 4 LOB: 2 BB: 4 P: 24	R: 0 E: 0 K: 1 S: 5 H: 0 LOB: 0 BB: 0 P: 5	R: 0 E: 0 K: 0 S: 4 H: 1 LOB: 1 BB: 0 P: 4	R: 0 E: 0 K: 1 S: 5 H: 0 LOB: 0 BB: 0 P: 5	R: 0 E: 1 K: 1 S: 6 H: 0 LOB: 1 BB: 0 P: 6		1B: 8 2B: 2 3B: 0 HR: 1	SF: 0 SAC: 1 DP: 0 HBP: 0					

PITCHER	IP	WLS	BF	H	R	ER	SO	BB	IBB	HBP	BLK	WP	HR	S	P	ERA	WHIP
Fernando Nieve, R (1, 1) ERA: 11.25	2.0	L	12	4	5	5	0	2	0	0	1	0	1	12	22	22.50	3.000
69 Bud Norris, R (3, 1) ERA: 10.38	1.1		12	4	5	5	0	4	0	0	0	0	0	8	24	33.75	6.000
53 Wesley Wright, L (4, 1) ERA:	0.2		7	2	3	0	0	2	0	0	0	0	0	5	13	0.00	6.000
73 Jeff Fulchino, R (5, 1) ERA: 1.59	2.0		7	1	0	0	1	0	0	0	0	0	0	9	9	0.00	0.500
63 Sammy Gervacio, R (7, 1) ERA: 13.5	1.0		3	0	0	0	1	0	0	0	0	0	0	5	5	0.00	0.000

PITCHER	IP	WLS	BF	H	R	ER	SO	BB	IBB	HBP	BLK	WP	HR	S	P	ERA	WHIP
36 Danny Graves, R (8, 1) ERA: 4.5	1.0		4	0	0	0	1	0	0	0	0	0	0	6	6	0.00	0.000

Houston Astros @ Atlanta Braves

Champion Stadium, Lake Buena Vista, FL

Fri Mar 06 2009, 7:05 PM EST

Att. 7,132 - Clear - 70 F

livebaseballscorecards.com

AB	36
R	13
H	11
RBI	11
BB	8
SO	3
LOB	14

1B: 8 2B: 2 3B: 0 HR: 1 SF: 0 SAC: 1 DP: 0 HBP: 0

WP: 0 PB: 0 SB: 0 CS: 0 PA: 45

Atlanta Braves @ New York Yankees

George M. Steinbrenner Field, Tampa, FL

Sat Mar 07 2009, 1:15 PM EST

Att. 10,716 - Sunny - 75 F

TOP

livebaseballscorecards.com

Batter	1	2	3	4	5	6	7	8	9	AB	R	H	RBI	BB	SO	LOB
Josh Anderson, L (1, 8) OBP: 0.316, SLG: 0.579	G1-3		K		K		1B		P3	3	0	0	0	0	2	1
87 Reid Gorecki, R (5, 8) OBP: 0.500, SLG: 0.750										2	0	1	0	0	0	0
2 Kelly Johnson, L (1, 4) OBP: 0.400, SLG: 0.471	K		2B		G4-3		F9			3	0	1	0	0	1	1
68 Brooks Conrad, S (5, 4)										1	0	0	0	0	0	1
22 Casey Kotchman, L (1, 3) OBP: 0.400, SLG: 0.643	HR		G3-1			G3		G5-3 2B		2	1	1	1	0	0	1
83 Barbaro Canizares, R (4, 3) OBP: 0.500, SLG: 1.000										2	0	1	0	0	0	0
20 Greg Norton, S (1, 10) OBP: 0.231, SLG: 0.667	F8			F7		HR		G5-3 2-3		3	1	1	1	0	0	0
Wes Timmons, R (8, PH) (8, 10)										1	0	0	0	0	0	1
7 Jeff Francoeur, R (1, 9) OBP: 0.263, SLG: 0.125		G5-3		G5-3		P3		G4-3		3	0	0	0	0	0	0
77 Jason Heyward, L (6, 9) OBP: 0.400, SLG: 0.250										1	0	0	0	0	0	1
19 Yunel Escobar, R (1, 6) OBP: 0.500, SLG: 0.417		23 FC6-4 1B		1B		K		BB		2	0	2	0	0	0	0
75 Brandon Hicks, R (4, 6)										1	0	0	0	1	1	0
23 Matt Diaz, R (1, 7) OBP: 0.353, SLG: 0.625		FC6-4 4 S 1-2f		K				F7		2	0	0	0	0	1	2
28 Brandon Jones, L (4, 7) OBP: 0.333, SLG: 0.500							HR			2	1	1	1	0	0	2
4 Omar Infante, R (1, 5) OBP: 0.333, SLG: 0.500		F7 1-2			8 WP 1B		G5-3		K	3	0	1	0	0	0	1
63 Diory Hernandez, R (7, 5) OBP: 0.250, SLG: 0.182										1	0	0	0	0	1	0
8 David Ross, R (1, 2) OBP: 0.222, SLG: 0.556			G6-3		F9 1-2		F7		F7	3	0	0	0	0	0	1
27 J.C. Boscan, R (7, 2) OBP: 0.667, SLG: 1.000										1	0	0	0	0	0	0
Inning Stats	R: 1 E: 0 K: 1 S: 7 H: 1 LOB: 0 BB: 0 P: 8	R: 0 E: 0 K: 0 S: 4 H: 1 LOB: 1 BB: 0 P: 5	R: 0 E: 0 K: 1 S: 6 H: 1 LOB: 1 BB: 0 P: 6	R: 0 E: 0 K: 1 S: 6 H: 1 LOB: 1 BB: 0 P: 6	R: 0 E: 0 K: 1 S: 6 H: 1 LOB: 1 BB: 0 P: 7	R: 1 E: 0 K: 1 S: 7 H: 1 LOB: 0 BB: 0 P: 7	R: 1 E: 0 K: 0 S: 6 H: 2 LOB: 1 BB: 0 P: 8	R: 0 E: 0 K: 0 S: 4 H: 1 LOB: 2 BB: 1 P: 8	R: 0 E: 0 K: 1 S: 5 H: 0 LOB: 0 BB: 0 P: 5	1B: 4 2B: 2 3B: 0 HR: 3 SF: 0 SAC: 0 DP: 0 HBP: 0						

	AB	36
	R	3
	H	9
	RBI	3
	BB	1
	SO	6
	LOB	12

WP: 1 PB: 0 SB: 1 CS: 0 PA: 37

PITCHER		IP	WLS	BF	H	R	ER	SO	BB	IBB	HBP	BLK	WP	HR	S	P	ERA	WHIP
40 Chien-Ming Wang, R ERA: 1.8	(1, 1)	3.0		12	3	1	1	2	0	0	0	0	0	1	17	19	3.00	1.000
28 Brett Tomko, R ERA: 2.57	(4, 1)	3.0	L	12	3	1	1	3	0	0	0	0	1	1	19	20	3.00	1.000
48 Phil Coke, L ERA: 3.0	(7, 1)	1.0		5	2	1	1	0	0	0	0	0	0	1	6	8	9.00	2.000
94 Kanekoa Texeira, R ERA:	(8, 1)	0.1		2	1	0	0	0	0	0	0	0	0	0	2	2	0.00	3.000
68 Wilkin De La Rosa, L ERA: 7.71	(8, 1)	0.2		3	0	0	0	0	1	0	0	0	0	0	2	6	0.00	1.500

PITCHER		IP	WLS	BF	H	R	ER	SO	BB	IBB	HBP	BLK	WP	HR	S	P	ERA	WHIP
85 Mike Dunn, L ERA:	(9, 1)	1.0		3	0	0	0	1	0	0	0	0	0	0	5	5	0.00	0.000

BOTTOM

Atlanta Braves @ New York Yankees

George M. Steinbrenner Field, Tampa, FL

Sat Mar 07 2009, 1:15 PM EST

Att. 10,716 - Sunny - 75 F

Batter	1	2	3	4	5	6	7	8	9	AB	R	H	RBI	BB	SO	LOB
18 Johnny Damon, L (1, 7) OBP: 0.333, SLG: 0.462	E5 53 CS		P4		K			20 G4-3 17 BB 1B		2	0	0	0	0	0	1
47 John Rodriguez, L (4, 7) OBP: 0.417, SLG: 0.636										2	0	1	0	0	1	0
53 Melky Cabrera, S (1, 8) OBP: 0.286, SLG: 0.385	G4-3 1-2		F7		BB			K		2	0	0	0	1	0	2
82 Austin Jackson, R (7, 8) OBP: 0.333, SLG: 0.364										1	0	0	0	0	1	1
25 Mark Teixeira, S (1, 3) OBP: 0.455, SLG: 0.545	G4-3			55 1B 74 1B 1B	G3			20 G4-3 1-2 BB		3	1	1	0	0	0	1
17 Shelley Duncan, R (6, 3) OBP: 0.462, SLG: 0.636										0	0	0	0	1	0	0
55 Hideki Matsui, L (1, 10) OBP: 0.500, SLG: 0.500		L8		74 1B 1-3 1B		K		G4-3 1-2 2-3		2	0	1	0	0	0	0
84 Austin Romine, R (4, PR) (5, 10)										0	0	0	0	0	0	0
20 Jorge Posada, S (6, PH) (7, 10) OBP: 0.462, SLG: 0.846										2	0	0	0	0	1	2
22 Xavier Nady, R (1, 9) OBP: 0.143, SLG: 0.357		G6-3		K		P3		G3		3	0	0	0	0	1	2
60 Todd Linden, S (7, 9) OBP: 0.100, SLG: 0.100										1	0	0	0	0	0	2
12 Cody Ransom, R (1, 6) OBP: 0.263, SLG: 0.278		74 FC6-4 1B		K		F7			4-0 73 G1-3 BB	3	0	1	0	0	1	2
92 Eduardo Núñez, R (7, 6) OBP: 0.625, SLG: 0.714										0	0	0	0	1	0	0
74 Justin Leone, R (1, 5) OBP: 0.333, SLG: 0.545		FC6-4 1-2f		1-2 3-H 1B			G3-1	K		3	0	1	1	0	0	1
76 Kevin Russo, R (8, 5)										1	0	0	0	0	1	1
90 Ramiro Pena, S (1, 4) OBP: 0.231, SLG: 0.231			K	F8			K		G1-3 1-2	2	0	0	0	0	1	2
73 Doug Bernier, R (7, 4) OBP: 0.273, SLG: 0.111										2	0	0	0	0	1	1
86 P.J. Pilittere, R (1, 2) OBP: 0.500, SLG: 0.500			1B		F9		G5-3		F7	2	0	1	0	0	0	0
81 Kyle Anson, S (7, 2)										2	0	0	0	0	0	1
Inning Stats	R: 0 E: 1 K: 0 S: 4 H: 0 LOB: 0 BB: 0 P: 4	R: 0 E: 0 K: 0 S: 4 H: 1 LOB: 1 BB: 0 P: 4	R: 0 E: 0 K: 1 S: 6 H: 1 LOB: 1 BB: 0 P: 6	R: 1 E: 0 K: 2 S: 10 H: 3 LOB: 2 BB: 0 P: 10	R: 0 E: 0 K: 1 S: 5 H: 0 LOB: 1 BB: 1 P: 9	R: 0 E: 0 K: 1 S: 5 H: 0 LOB: 0 BB: 0 P: 5	R: 0 E: 0 K: 1 S: 5 H: 0 LOB: 0 BB: 0 P: 5	R: 0 E: 0 K: 1 S: 6 H: 1 LOB: 2 BB: 1 P: 10	R: 0 E: 0 K: 1 S: 5 H: 0 LOB: 1 BB: 1 P: 9	1B: 6 2B: 0 3B: 0 HR: 0	SF: 0 SAC: 0 DP: 0 HBP: 0						

livebaseballscorecards.com

AB	33
R	1
H	6
RBI	1
BB	3
SO	8
LOB	19

WP: 0 PB: 0 SB: 0 CS: 1 PA: 36

PITCHER		IP	WLS	BF	H	R	ER	SO	BB	IBB	HBP	BLK	WP	HR	S	P	ERA	WHIP
49 Jair Jurrjens, R ERA: 4.76	(1, 1)	3.2		15	4	1	1	3	0	0	0	0	0	0	22	22	2.46	1.091
38 Buddy Carlyle, R ERA:	(4, 1)	1.1	W	6	1	0	0	1	1	0	0	0	0	0	7	11	0.00	1.500
72 Kris Medlen, R ERA: 3.0	(6, 1)	1.0	H	3	0	0	0	1	0	0	0	0	0	0	5	5	0.00	0.000
71 Mariano Gomez, L ERA:	(7, 1)	1.0	H	3	0	0	0	1	0	0	0	0	0	0	5	5	0.00	0.000
62 Jairo Asencio, R ERA: 5.4	(8, 1)	1.0	H	5	1	0	0	1	1	0	0	0	0	0	6	10	0.00	2.000

PITCHER		IP	WLS	BF	H	R	ER	SO	BB	IBB	HBP	BLK	WP	HR	S	P	ERA	WHIP
Zach Schreiber, R ERA:	(9, 1)	1.0	S	4	0	0	0	1	1	0	0	0	0	0	5	9	0.00	1.000

Philadelphia Phillies @ Atlanta Braves

Champion Stadium, Lake Buena Vista, FL

Sun Mar 08 2009, 1:05 PM EDT
Att. 10,211 - Partly Cloudy - 79 F

TOP

livebaseballscorecards.com

Batter	1	2	3	4	5	6	7	8	9	AB	R	H	RBI	BB	SO	LOB
22 Marcus Giles, R (1, 5) OBP: 0.389, SLG: 0.333	0-0 6 F8 29 S 1B	0-0 G5-3			0-0 28 G6-3 1B		0-0 G5-3		0-0 1B	4	0	2	0	0	0	1
55 Clay Condrey, R (7, 1)										0	0	0	0	0	0	0
71 J.J. Furmaniak, R (8, 5) OBP: 0.333, SLG: 0.333										1	0	1	0	0	0	0
28 Jayson Werth, R (1, 8) OBP: 0.429, SLG: 0.333	0-0 F9		FFC 0-3 K		0-0 G6-3 1-2			0-0 40 E 75 2B 1B	SSS 0-3 K	4	1	1	0	0	1	2
79 Jason Ellison, R (8, 8) OBP: 0.182, SLG: 0.182										1	0	0	0	0	1	1
29 Raul Ibanez, L (1, 7) OBP: 0.333, SLG: 0.381	SBBBB 4-1 6 F8 1-2 BB	0-0 L7	0-0		0-0 G4-3			SSS 0-3 K		3	0	0	0	1	1	2
46 Ryan Madson, L (8, 1)										0	0	0	0	0	0	0
6 Ryan Howard, L (1, 3) OBP: 0.364, SLG: 0.722	0-0 F8 1-2 2-3		SSS 0-3 K			0-0 G1-3		SSS 0-3 K		3	0	0	0	0	1	2
19 Greg Dobbs, L (6, 3) OBP: 0.348, SLG: 0.333										1	0	0	0	0	1	1
40 John Mayberry Jr., R (1, 9) OBP: 0.323, SLG: 0.536	SSS 0-3 K			FFC 0-3 K		FFC 0-3 K		0-0 E5 75 2B 1-2		4	0	0	0	0	3	3
75 Jason Donald, R (1, 4) OBP: 0.407, SLG: 0.286		0-0 2B 1B		0-0 G6-3		BBBBB 4-0 BB		0-0 1-3 2-H 2B		3	1	2	1	1	0	0
4 Eric Bruntlett, R (1, 6) OBP: 0.480, SLG: 0.450		SSS 0-3 K		X 0-0 S 1B		X 0-0 G5-3		X 0-0 G5-3		4	0	1	0	0	1	4
Ronny Paulino, R (1, 2) OBP: 0.375, SLG: 0.538		X 0-0 1-H 2B		BSSSS 1-3 K 1-2			X 0-0 L4		SSS 0-3 K	2	0	1	1	0	1	1
62 Carlos Carrasco, R (5, 1)										0	0	0	0	0	0	0
34 Pablo Ozuna, R (7, PH) OBP: 0.529, SLG: 0.667										2	0	0	0	0	1	0
(7, 5)																
(8, 7)																
56 Joe Blanton, R (1, 1)		FFS 0-3 K			X 0-0 G3		X 0-0 F9		X 0-0 G6-3	1	0	0	0	0	1	1
3 Lou Marson, R (5, PH)										3	0	0	0	0	0	0
(5, 2)																

	AB	36
	R	2
	H	8
	RBI	2
	BB	2
	SO	12
	LOB	18

Inning Stats																		
	R: 0	H: 1	R: 1	H: 2	R: 0	H: 0	R: 0	H: 1	R: 0	H: 1	R: 0	H: 0	R: 0	H: 0	R: 1	H: 2	R: 0	H: 1
	E: 0	LOB: 2	E: 0	LOB: 1	E: 0	LOB: 0	E: 0	LOB: 1	E: 0	LOB: 1	E: 0	LOB: 1	E: 0	LOB: 0	E: 1	LOB: 2	E: 0	LOB: 1
	K: 1	BB: 1	K: 2	BB: 0	K: 2	BB: 0	K: 2	BB: 0	K: 0	BB: 0	K: 1	BB: 1	K: 0	BB: 0	K: 2	BB: 0	K: 2	BB: 0
	S: 7	P: 11	S: 9	P: 9	S: 7	P: 7	S: 8	P: 9	S: 4	P: 4	S: 5	P: 9	S: 3	P: 3	S: 10	P: 10	S: 8	P: 8

	1B: 6	SF: 0	WP: 0	PA: 38
	2B: 2	SAC: 0	PB: 0	
	3B: 0	DP: 0	SB: 2	
	HR: 0	HBP: 0	CS: 0	

PITCHER		IP	WLS	BF	H	R	ER	SO	BB	IBB	HBP	BLK	WP	HR	S	P	ERA	WHIP
73 Tommy Hanson, R ERA: 4.5	(1, 1)	4.0		17	4	1	1	7	1	0	0	0	0	0	31	36	2.25	1.250
51 Michael Gonzalez, L ERA: 10.8	(5, 1)	1.0	W	4	1	0	0	0	0	0	0	0	0	0	4	4	0.00	1.000
58 Peter Moylan, R ERA: 4.5	(6, 1)	1.0	H	4	0	0	0	1	1	0	0	0	0	0	5	9	0.00	1.000
61 James Parr, R ERA:	(7, 1)	2.0		9	2	1	0	2	0	0	0	0	0	0	13	13	0.00	1.000
59 Francisley Bueno, L ERA:	(9, 1)	1.0		4	1	0	0	2	0	0	0	0	0	0	8	8	0.00	1.000

PITCHER	IP	WLS	BF	H	R	ER	SO	BB	IBB	HBP	BLK	WP	HR	S	P	ERA	WHIP

Batter	1	2	3	4	5	6	7	8	9	AB	R	H	RBI	BB	SO	LOB
4 Omar Infante, R (1, 8) OBP: 0.278, SLG: 0.412 87 Reid Gorecki, R (6, 8) OBP: 0.500, SLG: 0.800	G3-1		F9		G6-3	SF9 1-3 2-H 3-H		93 1B 1-2 1B		3 1	0 0	0 1	0 1	0 0	0 0	2 0
14 Martín Prado, R (1, 5) OBP: 0.250, SLG: 0.263 61 James Parr, R (7, 1) 93 Matt Young, L (8, PH) OBP: 0.500, SLG: 0.500 59 Francisley Bueno, L (9, 1)	G6-3		FC5 1-2 2-3f		68 2B 1B	E3 68 S 3-H		1-2 2-3 1B		4 0 1 0	1 0 0 0	1 0 1 0	0 0 0 0	0 0 0 0	0 0 0 0	2 0 0 0
2 Kelly Johnson, L (1, 4) OBP: 0.409, SLG: 0.474 68 Brooks Conrad, S (5, 4) OBP: 0.071, SLG: 0.143	G4-3			19 1B 76 1B 7 SF9 1B	1-H 2B	F9 1-2		K		2 3	1 0	1 1	0 1	0 0	0 1	0 4
76 Freddie Freeman, L (1, 3) OBP: 0.200, SLG: 0.400 83 Barbaro Canizares, R (4, PR) OBP: 0.200, SLG: 0.400 (5, 3)		L7		28 G1-3 19 1B 1-2 1B	G1-3		G1-3	F8		2 3	0 0	1 0	0 0	0 0	0 0	0 4
19 Yunel Escobar, R (1, 6) OBP: 0.500, SLG: 0.429 51 Michael Gonzalez, R (5, 1) 58 Peter Moylan, R (6, 1) 77 Jason Heyward, L (6, PH) OBP: 0.412, SLG: 0.286 (7, 9)		E5 7 G6-4-3		28 G1-3 1-2 2-3 1B		5 1B 28 1B 63 1B 1B		G4-3		2 0 0 2	0 0 0 1	1 0 0 1	0 0 0 0	0 0 0 0	0 0 0 0	0 0 0 0
7 Jeff Francoeur, R (1, 9) OBP: 0.227, SLG: 0.111 69 Alvin Colina, R (7, 2) OBP: 0.250, SLG: 0.500		G6-4-3 1-2f		SF9 3-H		F7	G1-3			2 1	0 0	0 0	1 0	0 0	0 0	2 0
28 Brandon Jones, L (1, 7) OBP: 0.368, SLG: 0.500			73 FC3-5 5 BB 1B	G1-3 1-2 2-3		63 1B 5 1B 87 PB 1-2 1B		G4-3		4	1	2	0	0	0	2
5 Clint Sammons, R (1, 2) OBP: 0.545, SLG: 0.444 75 Brandon Hicks, R (7, 6) OBP: 0.273, SLG: 0.222			B B B B 4-0 14 FC5 73 FC3-5 1-2 BB	P6		87 PB 63 1B 87 SF9 1-2 2-3 1B		63 1B 2B		2 1	1 1	1 1	0 0	1 0	0 0	3 0
73 Tommy Hanson, R (1, 1) 63 Diory Hernandez, R (5, 6) OBP: 0.333, SLG: 0.286 (7, 5)			FC3-5 14 FC5 1-2 2-3f		G1-3	87 SF9 87 PB 14 E 1-2 2-3 3-H 1B		93 1B 87 1B 2-H 1B		1 3	0 1	0 2	0 2	0 0	0 0	2 0
Inning Stats	R: 0 E: 0 K: 0 S: 3 H: 0 LOB: 0 BB: 0 P: 3	R: 0 E: 1 K: 0 S: 3 H: 0 LOB: 0 BB: 0 P: 3	R: 0 E: 0 K: 0 S: 4 H: 1 LOB: 2 BB: 1 P: 8	R: 1 E: 0 K: 0 S: 6 H: 3 LOB: 3 BB: 0 P: 6	R: 1 E: 0 K: 0 S: 5 H: 2 LOB: 1 BB: 0 P: 5	R: 4 E: 1 K: 0 S: 8 H: 4 LOB: 1 BB: 0 P: 10	R: 0 E: 0 K: 0 S: 3 H: 0 LOB: 0 BB: 0 P: 3	R: 1 E: 0 K: 1 S: 9 H: 4 LOB: 3 BB: 0 P: 9		1B: 12 2B: 2 3B: 0 HR: 0 SF: 2 SAC: 0 DP: 1 HBP: 0						

PITCHER		IP	WLS	BF	H	R	ER	SO	BB	IBB	HBP	BLK	WP	HR	S	P	ERA	WHIP
56 Joe Blanton, R ERA: 3.6	(1, 1)	4.0		17	4	1	1	0	1	0	0	0	0	0	16	20	2.25	1.250
62 Carlos Carrasco, R ERA: 7.71	(5, 1)	2.0	L	13	6	5	3	0	0	0	0	0	0	0	13	15	13.50	3.000
55 Clay Condrey, R ERA:	(7, 1)	1.0		3	0	0	0	0	0	0	0	0	0	0	3	3	0.00	0.000
46 Ryan Madson, R ERA: 4.5	(8, 1)	1.0		7	4	1	1	1	0	0	0	0	0	0	9	9	9.00	4.000

PITCHER	IP	WLS	BF	H	R	ER	SO	BB	IBB	HBP	BLK	WP	HR	S	P	ERA	WHIP

BOTTOM

Philadelphia Phillies @ Atlanta Braves

Champion Stadium, Lake Buena Vista, FL

Sun Mar 08 2009, 1:05 PM EDT
Att. 10,211 - Partly Cloudy - 79 F

livebaseballscorecards.com

AB	37
R	7
H	14
RBI	5
BB	1
SO	1
LOB	21

Braves

WP: 0 PA: 40
PB: 1
SB: 1
CS: 0

Atlanta Braves @ Houston Astros

Osceola County Stadium, Kissimmee, FL

Tue Mar 10 2009, 1:05 PM EDT

Att. 3,613 - Sunny - 81 F

TOP

livebaseballscorecards.com

Batter	1	2	3	4	5	6	7	8	9	AB	R	H	RBI	BB	SO	LOB
Josh Anderson, L (1, 8) OBP: 0.273, SLG: 0.500	G6-3	K			G4-3	L8		1-2 1B		3	0	0	0	0	1	0
63 Diory Hernandez, R (5, 4) OBP: 0.353, SLG: 0.313 (7, 5)										2	0	1	0	0	0	1
23 Matt Diaz, R (1, 7) OBP: 0.350, SLG: 0.632	F9		2 1B 2B		G1-3		K	G4-3		3	1	1	0	0	0	0
28 Brandon Jones, L (5, 7) OBP: 0.333, SLG: 0.450										2	0	0	0	0	1	2
2 Kelly Johnson, L (1, 4) OBP: 0.440, SLG: 0.500	E3 22 1B		22 G6-3 2-H 1B		7 1B 20 BB 1B		20 S 20 1B 1B		P4	3	1	2	1	0	0	0
87 Reid Gorecki, R (5, 8) OBP: 0.500, SLG: 0.714										2	1	1	0	0	0	0
22 Casey Kotchman, L (1, 3) OBP: 0.412, SLG: 0.625	7 BB 4 3B 2-H 1B		G6-3 1-2f		7 1B 1-2 BB		75 F8 1-H 1B		76 G5-3 75 1B 68 1B BB	2	1	1	1	0	0	1
20 Greg Norton, S (3, 3) OBP: 0.375, SLG: 0.692										1	1	1	1	2	0	0
7 Jeff Francoeur, R (1, 9) OBP: 0.280, SLG: 0.150	4 3B 1-2 BB		P4		1-2 2-3 1B		F8 1-2		76 G5-3 68 1B 1-2 1B	2	1	1	0	1	0	0
Rafael Soriano, R (5, 1)										0	0	0	0	0	0	0
75 Brandon Hicks, R (6, 5) OBP: 0.308, SLG: 0.273 (7, 6)										2	1	1	0	0	0	1
4 Omar Infante, R (1, 6) OBP: 0.318, SLG: 0.500	1-H 2-H 3B			14 SH1-3 BB	F8		G5-3		G5-3 1-2 2-3	3	0	1	2	1	0	4
34 Eric O'Flaherty, L (7, 1)										0	0	0	0	0	0	0
56 Blaine Boyer, R (8, 1)										0	0	0	0	0	0	0
76 Freddie Freeman, L (9, PH) OBP: 0.188, SLG: 0.375										1	0	0	0	0	0	2
65 Stephen Marek, L (9, 1)										0	0	0	0	0	0	0
14 Martín Prado, R (1, 5) OBP: 0.227, SLG: 0.238	K			SH1-3 1-2	G6-3				27 WP 2-H 3-H 1B	2	0	0	0	0	1	1
36 Boone Logan, R (6, 1)										0	0	0	0	0	0	0
68 Brooks Conrad, S (7, 4) OBP: 0.125, SLG: 0.188										2	0	1	2	0	1	0
8 David Ross, R (1, 2) OBP: 0.250, SLG: 0.583		P3		K	77 G3 2B			77 FC4-6 1B	BB 1-2	3	0	1	0	0	1	1
27 J.C. Boscan, R (7, 2) OBP: 0.800, SLG: 1.000										1	0	1	0	1	0	0
32 Derek Lowe, R (1, 1)		F8		G1-4-3	G3 2-3			FC4-6 63 1B 1-2f	K	2	0	0	0	0	0	1
77 Jason Heyward, L (5, 9) OBP: 0.350, SLG: 0.235										3	0	0	0	0	1	4

| | | | | | | | | | |

BOTTOM

Batter	1	2	3	4	5	6	7	8	9	AB	R	H	RBI	BB	SO	LOB
3 Kazuo Matsui, S (1, 4) OBP: 0.056, SLG: 0.056	G5-3			K		G6-3		K	K	4	0	0	0	0	2	1
29 Geoff Geary, R (9, 1)						2-3				0	0	0	0	0	0	0
58 Drew Sutton, S (9, PH) OBP: 0.333, SLG: 0.375										1	0	0	0	0	1	1
21 Michael Bourn, L (1, 8) OBP: 0.353, SLG: 0.379	K			G5-3		17 S 1B 3-H		G3		4	0	1	1	0	1	0
17 Lance Berkman, S (1, 3) OBP: 0.429, SLG: 0.400	K			K		45 FC6-4 BB 1-2		G6-3		2	0	0	0	1	2	0
19 Mark Saccomanno, R (8, 3) OBP: 0.063, SLG: 0.188										1	0	0	0	0	0	0
45 Carlos Lee, R (1, 7) OBP: 0.273, SLG: 0.222		G5-3			G3	FC6-4 1-2f			E5 9 BB 65 E	3	0	0	0	0	0	2
54 Chad Paronto, R (7, 1)										0	0	0	0	0	0	0
48 Tim Byrdak, L (8, 1)										0	0	0	0	0	0	0
31 David Newhan, L (9, 4) OBP: 0.263, SLG: 0.176										1	1	0	0	0	0	0
9 Hunter Pence, R (1, 9) OBP: 0.344, SLG: 0.407		G6-3			K		P4		65 FC5-4 BB 1-2	3	0	0	0	1	1	0
89 Jason Smith, L (1, 6) OBP: 0.450, SLG: 0.579		K			1B		8 1B		F7	4	0	2	0	0	1	2
8 Aaron Boone, R (1, 5) OBP: 0.158, SLG: 0.111			G6-3		F9		1-2 1B		FC5-4 72 BB 20 3B 1-2f 2-H	3	0	1	0	0	0	1
65 Chris Johnson, R (7, PR) OBP: 0.409, SLG: 0.588										1	1	0	0	0	0	1
(8, 5)																
46 J.R. Towles, R (1, 2) OBP: 0.154, SLG: 0.083			K			L7	K		20 3B BB 1-2	3	0	0	0	0	2	2
72 Lou Santangelo, R (8, 2)										0	1	0	0	1	0	0
38 Brian Moehler, R (1, 1)			G5-3			3 G6-3 21 1B 2B	K		3B 1-H 2-H	1	0	0	0	0	0	0
47 Jose Valverde, R (5, 1)										0	0	0	0	0	0	0
26 Doug Brocail, L (6, 1)										0	0	0	0	0	0	0
John Gall, R (6, PH) OBP: 0.556, SLG: 0.625										1	1	1	0	0	0	0
20 Brian Bogusevic, L (7, 7) OBP: 0.250, SLG: 0.375										2	0	1	2	0	1	2
Inning Stats	R: 0 E: 0 K: 2 S: 7 H: 0 LOB: 0 BB: 0 P: 7	R: 0 E: 0 K: 1 S: 5 H: 0 LOB: 0 BB: 0 P: 5	R: 0 E: 0 K: 1 S: 5 H: 0 LOB: 0 BB: 0 P: 5	R: 0 E: 0 K: 2 S: 7 H: 0 LOB: 0 BB: 0 P: 7	R: 0 E: 0 K: 1 S: 6 H: 1 LOB: 1 BB: 0 P: 6	R: 1 E: 0 K: 0 S: 5 H: 2 LOB: 2 BB: 1 P: 9	R: 0 E: 0 K: 2 S: 9 H: 2 LOB: 2 BB: 0 P: 9	R: 0 E: 0 K: 1 S: 5 H: 0 LOB: 0 BB: 0 P: 5	R: 3 E: 2 K: 1 S: 7 H: 1 LOB: 1 BB: 2 P: 15	1B: 4 2B: 1 3B: 1 HR: 0 SF: 0 SAC: 0 DP: 0 HBP: 0	WP: 0 PB: 0 SB: 1 CS: 0 PA: 37					

PITCHER	IP	WLS	BF	H	R	ER	SO	BB	IBB	HBP	BLK	WP	HR	S	P	ERA	WHIP
32 Derek Lowe, R (1, 1) ERA: 1.5	4.0	W	12	0	0	0	6	0	0	0	0	0	0	24	24	0.00	0.000
Rafael Soriano, R (5, 1) ERA:	1.0		4	1	0	0	1	0	0	0	0	0	0	6	6	0.00	1.000
36 Boone Logan, L (6, 1) ERA: 3.0	1.0		6	2	1	1	0	1	0	0	0	0	0	5	9	9.00	3.000
34 Eric O'Flaherty, L (7, 1) ERA: 3.0	1.0		5	2	0	0	2	0	0	0	0	0	0	9	9	0.00	2.000
56 Blaine Boyer, R (8, 1) ERA:	1.0		3	0	0	0	1	0	0	0	0	0	0	5	5	0.00	0.000

PITCHER	IP	WLS	BF	H	R	ER	SO	BB	IBB	HBP	BLK	WP	HR	S	P	ERA	WHIP
65 Stephen Marek, R (9, 1) ERA:	1.0		7	1	3	0	1	2	0	0	0	0	0	7	15	0.00	3.000

Atlanta Braves @ Houston Astros

Osceola County Stadium, Kissimmee, FL

Tue Mar 10 2009, 1:05 PM EDT

Att. 3,613 - Sunny - 81 F

livebaseballscorecards.com

AB	34
R	4
H	6
RBI	3
BB	3
SO	11
LOB	12

Atlanta Braves @ Philadelphia Phillies

Bright House Networks Field, Clearwater, FL

Wed Mar 11 2009, 1:05 PM EDT

Att. 8,343 - Sunny - 79 F

TOP

livebaseballscorecards.com

Batter	1	2	3	4	5	6	7	8	9	AB	R	H	RBI	BB	SO	LOB
19 Yunel Escobar, R (1, 6) OBP: 0.500, SLG: 0.444	G6-3	G6-3		64 E 20 1B 1B 1-2	1B 1-2		G4-3		F8	4	1	2	0	0	0	1
30 Jeff Bennett, R (5, 1)										0	0	0	0	0	0	0
Vladimir Nunez, R (5, 1)										0	0	0	0	0	0	0
69 Alvin Colina, R (6, 2) OBP: 0.167, SLG: 0.333										2	0	0	0	0	0	0
64 Jordan Schafer, L (1, 8) OBP: 0.400, SLG: 0.643	1B		20 BLK 7 SF8 2 S 1B	E3 7 20 1B 1-2 2-3	F8		F7		14 F9 68 BB 1B	3	2	2	0	0	0	2
Josh Anderson, L (4, 8) OBP: 0.280, SLG: 0.480										3	0	1	0	0	0	2
2 Kelly Johnson, L (1, 4) OBP: 0.393, SLG: 0.458	G4-3		K 1-2	SF8 3-H	K		14 1B 2B		BB 1-2	2	0	0	1	0	1	1
68 Brooks Conrad, S (4, 4) OBP: 0.211, SLG: 0.278										2	1	1	0	1	1	2
20 Greg Norton, S (1, 3) OBP: 0.421, SLG: 0.667		F8	BB 2-3	7 1B 23 1B 1B 1-2 2-H		F8	1B 2-H		F9 2-3	2	1	1	1	1	0	0
14 Martín Prado, R (4, 3) OBP: 0.240, SLG: 0.250										3	0	1	1	0	0	2
7 Jeff Francoeur, R (1, 9) OBP: 0.321, SLG: 0.227		23 2B 63 SF8 1B	SF8 3-H	23 1B 1B 1-2 2-H		28 1B 63 2B 1B	K		G4-3	2	1	2	2	0	0	0
77 Jason Heyward, L (4, 9) OBP: 0.364, SLG: 0.263										2	1	1	0	0	1	1
46 Manny Acosta, R (7, 1)										0	0	0	0	0	0	0
76 Freddie Freeman, L (9, PH) OBP: 0.176, SLG: 0.353										1	0	0	0	0	0	2
Zach Schreiber, R (9, 1)										0	0	0	0	0	0	0
23 Matt Diaz, R (1, 7) OBP: 0.391, SLG: 0.682		5 HR 2B 1-3	K	63 G6-4-3 1B 1-2 2-H		63 2B 1B 1-2		F8		3	1	2	1	0	1	1
28 Brandon Jones, L (4, 7) OBP: 0.348, SLG: 0.455										2	0	1	0	0	0	0
63 Diory Hernandez, R (1, 5) OBP: 0.364, SLG: 0.400		SF8 3-H		5 HR 1B G6-4-3		1-3 2-H 2B		G4-3		4	1	2	2	0	0	2
5 Clint Sammons, R (1, 2) OBP: 0.533, SLG: 0.923	HR 2-H			HR 1-H	F8			2B		4	2	2	4	0	1	2
66 Todd Redmond, R (6, 1)										0	0	0	0	0	0	0
87 Reid Gorecki, R (7, 9) OBP: 0.556, SLG: 0.875										1	0	1	0	0	0	0
37 Jo-Jo Reyes, L (1, 1) OBP: 0.750, SLG: 1.000	2B			64 E 19 1B 2 SF8 1B	BB 19 1B	K		P4		2	1	2	0	0	0	0
75 Brandon Hicks, R (5, PH) OBP: 0.313, SLG: 0.231										2	0	0	0	1	1	3
(5, 6)																

	AB	R	H	RBI	BB	SO	LOB
	44	12	21	12	3	6	21

Inning Stats	1	2	3	4	5	6	7	8	9
R	0	3	1	6	0	1	1	0	0
E	0	0	0	1	0	0	0	0	0
K	0	0	2	0	1	2	1	0	0
S	3	8	8	10	6	10	7	4	4
H	1	4	1	7	1	3	2	1	1
LOB	0	1	1	1	2	1	1	1	2
BB	0	0	1	0	1	0	0	0	1
P	3	8	12	11	10	10	7	4	8

	1B	SF	WP	PA
	14	3	0	50
	2B: 5	SAC: 0	PB: 0	
	3B: 0	DP: 1	SB: 1	
	HR: 2	HBP: 0	CS: 0	

PITCHER		IP	WLS	BF	H	R	ER	SO	BB	IBB	HBP	BLK	WP	HR	S	P	ERA	WHIP
38 Kyle Kendrick, R ERA: 14.29	(1, 1)	3.0	L	19	10	8	8	2	1	0	0	1	0	2	23	28	24.00	3.667
44 Gary Majewski, R ERA: 1.29	(4, 1)	1.0		6	3	2	1	0	0	0	0	0	0	0	6	6	9.00	3.000
47 Scott Eyre, L ERA: 6.0	(5, 1)	1.0		5	1	0	0	1	1	0	0	0	0	0	6	10	0.00	2.000
46 Ryan Madson, R ERA: 6.0	(6, 1)	1.0		6	3	1	1	2	0	0	0	0	0	0	10	10	9.00	3.000
82 Jake Woods, L ERA: 9.0	(7, 1)	1.0		5	2	1	1	1	0	0	0	0	0	0	7	7	9.00	2.000

PITCHER		IP	WLS	BF	H	R	ER	SO	BB	IBB	HBP	BLK	WP	HR	S	P	ERA	WHIP
58 Dave Borkowski, R ERA:	(8, 1)	1.0		4	1	0	0	0	0	0	0	0	0	0	4	4	0.00	1.000
49 Joe Bisenius, R ERA: 12.0	(9, 1)	1.0		5	1	0	0	0	1	0	0	0	0	0	4	8	0.00	2.000

BOTTOM

Batter	1	2	3	4	5	6	7	8	9	AB	R	H	RBI	BB	SO	LOB
75 Jason Donald, R (1, 5) OBP: 0.486, SLG: 0.448	4 G4-3 29 1B 1B	2-H 1B			1-3 29 1B 6 1B 2B		3 BB 19 1B 3-H 1B		S S S 0-3 ② K	4	2	3	0	0	1	3
13 Jorge Velandia, R (6, 6) OBP: 0.250, SLG: 0.250					0-3 S S S K					2	1	1	1	0	1	0
4 Eric Bruntlett, R (1, 6) OBP: 0.455, SLG: 0.360	0-0 ① G4-3 1-2	C C C 0-3 ① K			B B B B 4-0 29 1B 6 1B BB	0-0 ① G1-3	B B B B 4-0 19 1B 1-2 BB		0-0 ③ F9	2	1	0	0	1	1	1
46 Ryan Madson, L (6, 1)										0	0	0	0	0	0	0
71 J.J. Furmaniak, R (6, PH) OBP: 0.250, SLG: 0.250										1	0	0	0	0	0	0
82 Jake Woods, L (7, 1)										0	0	0	0	0	0	0
3 Lou Marson, R (7, PH) OBP: 0.188, SLG: 0.071										0	0	0	0	1	0	0
58 Dave Borkowski, R (8, 1)										0	0	0	0	0	0	0
49 Joe Bisenius, R (9, 1)										0	0	0	0	0	0	0
24 Mike Cervenak, R (9, PH)										1	0	0	0	0	0	0
29 Raul Ibanez, L (1, 7) OBP: 0.323, SLG: 0.357	0-0 28 E 2-H 1B	C C C 0-3 ② K			0-0 6 1B 28 G4-3 1-2 2-3 3-H 1B	0-0 79 1B 1B	0-0 1-3 2-H 1B			3	1	2	2	0	1	0
19 Greg Dobbs, L (6, 7) OBP: 0.345, SLG: 0.333										2	0	2	1	0	0	0
6 Ryan Howard, L (1, 3) OBP: 0.393, SLG: 0.792	C C C 0-3 ② K	0-0 ③ L3			0-0 28 G4-3 40 2B 1-3 2-H 3-H 1B	C C C 0-3 ② K	0-0 ③ G3-4-3			3	1	1	2	0	1	1
33 Andy Tracy, L (6, 3) OBP: 0.222, SLG: 0.222										2	0	0	0	0	1	3
28 Jayson Werth, R (1, 8) OBP: 0.308, SLG: 0.333	0-0 E6 2-3			0-0 ① F8	0-0 ① G4-3 1-2 3-H	0-0 1-2 1B		0-0 ① G1-3		3	0	0	1	0	0	2
79 Jason Ellison, R (6, 8) OBP: 0.214, SLG: 0.214										2	0	1	0	0	0	0
40 John Mayberry Jr., R (1, 9) OBP: 0.353, SLG: 0.677	0-0 ③ F7			0-0 HR	0-0 ① 51 BB 2-H 2B	S S S 0-3 ③ K		0-0 ② G3-1		3	1	2	2	0	0	2
Geoff Jenkins, L (6, 9) OBP: 0.217, SLG: 0.400										2	0	0	0	0	1	2
22 Marcus Giles, R (1, 4) OBP: 0.381, SLG: 0.294		0-0 E7 75 1B		0-0 ② F8	B B B B 4-0 51 BB BB		0-0 ① F8	0-0 ③ G4-3		2	0	0	0	1	0	0
34 Pablo Ozuna, R (6, 4) OBP: 0.450, SLG: 0.556										2	0	0	0	0	0	0
51 Carlos Ruiz, R (1, 2) OBP: 0.375, SLG: 0.167		0-0 ① G6-3		0-0 ③ G1-3	B B B B 4-0 1-2 2-3 BB		0-0 13 1B 3B		0-0 ① F9	2	0	0	0	1	0	1
78 Paul Hoover, R (6, 2) OBP: 0.333, SLG: 1.000										2	1	1	0	0	0	0
38 Kyle Kendrick, R (1, 1)		S S S 0-3 ② K			0-0 75 2B 29 1B 1B 0-3 K		0-0 ② F9		B X 1-0 HR	1	0	0	0	0	1	1
44 Gary Majewski, R (4, 1)										0	0	0	0	0	0	0
47 Scott Eyre, L (5, 1)										0	0	0	0	0	0	0
12 Matt Stairs, L (5, PH) OBP: 0.273, SLG: 0.222										2	1	1	0	0	1	3
9 Miguel Cairo, R (6, 5) OBP: 0.300, SLG: 0.632										2	1	1	1	0	0	1
Inning Stats	R: 1 E: 1 K: 1 S: 8 H: 2 LOB: 2 BB: 0 P: 8	R: 0 E: 1 K: 1 S: 6 H: 1 LOB: 2 BB: 0 P: 6	R: 0 E: 0 K: 2 S: 7 H: 0 LOB: 0 BB: 0 P: 7	R: 1 E: 0 K: 0 S: 4 H: 1 LOB: 0 BB: 0 P: 4	R: 5 E: 0 K: 2 S: 12 H: 5 LOB: 3 BB: 3 P: 24	R: 0 E: 0 K: 2 S: 9 H: 2 LOB: 2 BB: 0 P: 9	R: 2 E: 0 K: 0 S: 6 H: 3 LOB: 2 BB: 1 P: 10	R: 0 E: 0 K: 0 S: 3 H: 0 LOB: 0 BB: 0 P: 3	R: 1 E: 0 K: 1 S: 6 H: 1 LOB: 0 BB: 0 P: 7	1B: 10 2B: 2 3B: 1 HR: 2 SF: 0 SAC: 0 DP: 0 HBP: 0							

PITCHER		IP	WLS	BF	H	R	ER	SO	BB	IBB	HBP	BLK	WP	HR	S	P	ERA	WHIP
37 Jo-Jo Reyes, L ERA: 2.08	(1, 1)	4.0	W	17	4	2	2	4	0	0	0	0	0	1	25	25	4.50	1.000
30 Jeff Bennett, R ERA: 14.54	(5, 1)	0.1		8	5	5	5	0	2	0	0	0	0	0	6	14	135.00	21.000
Vladimir Nunez, R ERA:	(5, 1)	0.2	H	3	0	0	0	2	1	0	0	0	0	0	6	10	0.00	1.500
66 Todd Redmond, R ERA: 5.79	(6, 1)	1.2		11	5	2	2	2	1	0	0	0	0	0	14	18	10.80	3.600
46 Manny Acosta, R ERA:	(7, 1)	1.1	H	4	0	0	0	0	0	0	0	0	0	0	4	4	0.00	0.000

PITCHER		IP	WLS	BF	H	R	ER	SO	BB	IBB	HBP	BLK	WP	HR	S	P	ERA	WHIP
Zach Schreiber, R ERA: 3.86	(9, 1)	1.0	S	4	1	1	1	1	0	0	0	0	0	1	6	7	9.00	1.000

Atlanta Braves @ Philadelphia Phillies

Bright House Networks Field, Clearwater, FL

Wed Mar 11 2009, 1:05 PM EDT

Att. 8,343 - Sunny - 79 F

livebaseballscorecards.com

AB	43
R	10
H	15
RBI	10
BB	4
SO	9
LOB	20

WP: 0 PA: 47
PB: 0
SB: 0
CS: 0

Washington Nationals @ Atlanta Braves

Champion Stadium, Lake Buena Vista, FL

Thu Mar 12 2009, 1:05 PM EDT

Att. 6,628 - Cloudy - 73 F

livebaseballscorecards.com

TOP

Batter	1	2	3	4	5	6	7	8	9	AB	R	H	RBI	BB	SO	LOB
15 Cristian Guzman, S (1, 6) OBP: 0.296, SLG: 0.444 1 Freddie Bynum, L (7, PH) (7, 6)	G4-3		P5		F9		F9			3 1	0 0	0 0	0 0	0 0	0 0	1 1
85 Lastings Milledge, R (1, 8) OBP: 0.346, SLG: 0.348 50 Garrett Mock, S (8, 1)	F8		1-2 11 2B 1B		P6			56 G4-6-3 1B		4 0	1 0	2 0	0 0	0 0	0 0	0 0
11 Ryan Zimmerman, R (1, 5) OBP: 0.407, SLG: 0.435 56 Joel Guzman, R (6, 5) OBP: 0.200, SLG: 0.429	F7		1-H 2-H 2B			P6		G4-6-3 1-2f		3 1	0 0	1 0	2 0	0 0	0 0	0 1
24 Nick Johnson, L (1, 3) OBP: 0.360, SLG: 0.474		F7	BBBB 25 FC6-4 BB			G3		SSS K		3	0	0	0	1	1	0
25 Austin Kearns, R (1, 9) OBP: 0.500, SLG: 0.800		G5-3	FC6-4 1-2f			1B			F8	4	0	1	0	0	0	2
16 Josh Willingham, R (1, 7) OBP: 0.238, SLG: 0.111 59 Steven Shell, R (6, 1) 30 Justin Maxwell, R (8, 8) OBP: 0.364, SLG: 0.333 27 Kory Casto, L (9, PH) OBP: 0.429, SLG: 0.364		BBBB BB		F8		SSS K			13 FC4-6 1B	2 0 0 1	0 0 0 0	0 0 0 1	0 0 0 0	1 0 0 0	1 0 0 0	1 0 0 0
6 Anderson Hernandez, S (1, 4) OBP: 0.429, SLG: 0.200 13 Alex Cintron, S (6, 4) OBP: 0.300, SLG: 0.500		F8		G6-3			F9		FC4-6 1-2f	2 2	0 0	0 0	0 0	0 0	0 0	1 1
79 Luke Montz, R (1, 2) OBP: 0.429, SLG: 0.364 23 Wil Nieves, R (7, 2) OBP: 0.300, SLG: 0.333			G5-3	F7			F9		L6	3 1	0 0	0 0	0 0	0 0	0 0	0 1
45 Daniel Cabrera, R (1, 1) OBP: 1.000, SLG: 1.000 57 Jason Bergmann, R (4, 1) 65 Ian Desmond, R (5, PH) OBP: 0.250, SLG: 0.250 78 Josh Towers, R (5, 1) 29 Ryan Langerhans, L (6, 7) OBP: 0.308, SLG: 0.100			85 1B 11 2B 1B		SSS K		BBBB BB			1 0 1 0 0	1 0 0 0 0	1 0 0 0 0	0 0 0 0 0	0 0 1 0 1	0 0 0 0 0	0 0 0 0 0
Inning Stats	R: 0 E: 0 K: 0 S: 3 H: 0 LOB: 0 BB: 0 P: 3	R: 0 E: 0 K: 0 S: 3 H: 0 LOB: 1 BB: 1 P: 7	R: 2 E: 0 K: 0 S: 6 H: 3 LOB: 2 BB: 1 P: 10	R: 0 E: 0 K: 0 S: 3 H: 0 LOB: 0 BB: 0 P: 3	R: 0 E: 0 K: 1 S: 5 H: 0 LOB: 0 BB: 0 P: 5	R: 0 E: 0 K: 1 S: 6 H: 1 LOB: 1 BB: 0 P: 6	R: 0 E: 0 K: 0 S: 3 H: 0 LOB: 1 BB: 1 P: 7	R: 0 E: 0 K: 1 S: 5 H: 1 LOB: 0 BB: 0 P: 5	R: 0 E: 0 K: 0 S: 4 H: 1 LOB: 1 BB: 0 P: 4	1B: 5 2B: 1 3B: 0 HR: 0 SF: 0 SAC: 0 DP: 1 HBP: 0						

	AB	32
	R	2
	H	6
	RBI	2
	BB	3
	SO	3
	LOB	9

WP: 0 PB: 0 SB: 0 CS: 0 PA: 35

PITCHER		IP	WLS	BF	H	R	ER	SO	BB	IBB	HBP	BLK	WP	HR	S	P	ERA	WHIP
49 Jair Jurrjens, R ERA: 4.66	(1, 1)	4.0		17	3	2	2	0	2	0	0	0	0	0	15	23	4.50	1.250
51 Michael Gonzalez, L ERA: 6.75	(5, 1)	1.0		3	0	0	0	1	0	0	0	0	0	0	5	5	0.00	0.000
38 Buddy Carlyle, R ERA:	(6, 1)	1.0	W	4	1	0	0	1	0	0	0	0	0	0	6	6	0.00	1.000
72 Kris Medlen, R ERA: 1.8	(7, 1)	2.0	H	7	1	0	0	1	1	0	0	0	0	0	8	12	0.00	1.000
Jerome Gamble, R ERA:	(9, 1)	1.0		4	1	0	0	0	0	0	0	0	0	0	4	4	0.00	1.000

PITCHER		IP	WLS	BF	H	R	ER	SO	BB	IBB	HBP	BLK	WP	HR	S	P	ERA	WHIP

Washington Nationals @ Atlanta Braves

Champion Stadium, Lake Buena Vista, FL

Thu Mar 12 2009, 1:05 PM EDT

Att. 6,628 - Cloudy - 73 F

livebaseballscorecards.com

BOTTOM

Batter	1	2	3	4	5	6	7	8	9	AB	R	H	RBI	BB	SO	LOB
Josh Anderson, L (1, 8) OBP: 0.250, SLG: 0.429 Gorkys Hernández, R (6, 8)	F7		G6-3		G5-4-3 1-2f	K				3 1	0 0	0 0	0 0	0 0	0 1	2 2
64 Jordan Schafer, L (1, 9) OBP: 0.389, SLG: 0.647 38 Buddy Carlyle, L (6, 1) 68 Brooks Conrad, S (7, 4) OBP: 0.200, SLG: 0.263	G3			19 S 19 G6-3 2B	K		F8			3 0 1	1 0 0	1 0 0	0 0 0	0 0 0	1 0 0	0 0 0
19 Yunel Escobar, R (1, 6) OBP: 0.444, SLG: 0.381 63 Diory Hernandez, R (7, 5) OBP: 0.348, SLG: 0.381	K			G6-3 2-H		F9	G5-3			3 1	0 0	0 0	1 0	0 0	1 0	0 0
22 Casey Kotchman, L (1, 3) OBP: 0.421, SLG: 0.611 51 Michael Gonzalez, R (5, 1) 77 Jason Heyward, L (6, 9) OBP: 0.375, SLG: 0.429		4 G6-4-3 1B		G3-1		K	HR			2 0 2	0 0 1	1 0 1	0 0 1	0 0 0	0 0 1	0 0 0
4 Omar Infante, R (1, 4) OBP: 0.360, SLG: 0.522 75 Brandon Hicks, R (7, 6) OBP: 0.294, SLG: 0.214		G6-4-3 1-2f		14 BB 28 1B 1B		14 1B 28 1B 1B	G6-3			3 1	2 0	2 0	0 0	0 0	0 0	1 0
14 Martín Prado, R (1, 5) OBP: 0.286, SLG: 0.269 27 J.C. Boscan, R (7, 2) OBP: 0.667, SLG: 0.750		G9-3		28 1B 1-2 BB		8 E 28 1B 76 1B 1-2 1B		G4-3		2 1	1 0	1 0	0 0	1 0	0 0	0 0
28 Brandon Jones, L (1, 7) OBP: 0.407, SLG: 0.480 Jerome Gamble, R (9, 1)			L6	1-3 2-H 1B		8 E 76 1B 1-2 2-H 1B		93 FC4-6 BB		3 0	1 0	2 0	2 0	1 0	0 0	0 0
8 David Ross, R (1, 2) OBP: 0.200, SLG: 0.467 72 Kris Medlen, S (7, 1) 93 Matt Young, L (8, PH) OBP: 0.333, SLG: 0.333 (9, 7)			K	K		E5 76 1B 1-2 2-3		FC4-6 1-2f		3 0 1	0 0 0	0 0 0	0 0 0	0 0 0	2 0 1	4 0 1
49 Jair Jurrjens, R (1, 1) OBP: 1.000, SLG: 1.000 76 Freddie Freeman, L (5, 3) OBP: 0.250, SLG: 0.400			1B		G5-4-3 1B	1-2 2-H 3-H 1B		P5		1 3	0 0	1 2	0 2	0 0	0 0	0 1
Inning Stats	R: 0 E: 0 K: 1 S: 5 H: 0 LOB: 0 BB: 0 P: 5	R: 0 E: 0 K: 0 S: 3 H: 1 LOB: 0 BB: 0 P: 3	R: 0 E: 0 K: 1 S: 6 H: 1 LOB: 1 BB: 0 P: 6	R: 2 E: 0 K: 1 S: 8 H: 3 LOB: 2 BB: 1 P: 13	R: 0 E: 0 K: 1 S: 5 H: 1 LOB: 0 BB: 0 P: 5	R: 3 E: 1 K: 2 S: 12 H: 4 LOB: 2 BB: 0 P: 12	R: 1 E: 0 K: 0 S: 4 H: 1 LOB: 0 BB: 0 P: 4	R: 0 E: 0 K: 0 S: 3 H: 0 LOB: 1 BB: 1 P: 7		1B: 9 2B: 1 3B: 0 HR: 1 SF: 0 SAC: 0 DP: 2 HBP: 0						

	AB	34
	R	6
	H	11
	RBI	6
	BB	2
	SO	6
	LOB	11

PITCHER		IP	WLS	BF	H	R	ER	SO	BB	IBB	HBP	BLK	WP	HR	S	P	ERA	WHIP
45 Daniel Cabrera, R ERA: 4.7	(1, 1)	3.2		15	4	2	2	2	1	0	0	0	0	0	18	23	4.91	1.364
57 Jason Bergmann, R ERA:	(4, 1)	0.1	B	2	1	0	0	1	0	0	0	0	0	0	4	4	0.00	3.000
78 Josh Towers, R ERA: 2.45	(5, 1)	1.2	L	10	5	3	1	2	0	0	0	0	0	0	14	14	5.40	3.000
59 Steven Shell, R ERA: 7.11	(6, 1)	1.1		5	1	1	1	1	0	0	0	0	0	1	7	7	6.75	0.750
50 Garrett Mock, R ERA: 6.0	(8, 1)	1.0		4	0	0	0	0	1	0	0	0	0	0	3	7	0.00	1.000

PITCHER	IP	WLS	BF	H	R	ER	SO	BB	IBB	HBP	BLK	WP	HR	S	P	ERA	WHIP

Atlanta Braves @ Florida Marlins

Roger Dean Stadium, Jupiter, FL

Fri Mar 13 2009, 1:05 PM EDT
Att. 3,457 - Partly Cloudy - 78 F

TOP

livebaseballscorecards.com

Batter	1	2	3	4	5	6	7	8	9	AB	R	H	RBI	BB	SO	LOB
64 Jordan Schafer, L (1, 8) OBP: 0.391, SLG: 0.682	SSS 0-3 ① K		SSS 0-3 ① K		X 0-0 2 1B 2B	X 0-0 ② F7		X 0-0 ③ 2B		5	1	2	0	0	2	0
59 Francisley Bueno, L (8, 1)										0	0	0	0	0	0	0
71 Mariano Gomez, L (9, 1)										0	0	0	0	0	0	0
19 Yunel Escobar, R (1, 6) OBP: 0.452, SLG: 0.375	X 0-0 ② G6-3		X 0-0 ② G5-3		BBCBB 4-1 2 1B 76 E BB	X 0-0 77 1B 1B			CFX 0-2 HR	3	1	1	0	1	0	0
75 Brandon Hicks, R (6, 6) OBP: 0.333, SLG: 0.467										1	1	1	1	0	0	0
2 Kelly Johnson, L (1, 4) OBP: 0.419, SLG: 0.462	X 0-0 ③ F7		BBBB 4-0 BB		X 0-0 76 E 7 1B 1-2 2-H 1B	X 0-0 1-2 1B			X 0-0 ① F7	2	1	1	1	1	0	0
77 Jason Heyward, L (5, 9) OBP: 0.385, SLG: 0.435										2	0	1	0	0	0	0
22 Casey Kotchman, L (1, 3) OBP: 0.381, SLG: 0.550		X 0-0 ① L3	X 0-0 ③ G3		X 0-0 E7 7 1B 1-3 2-H 1B	X 0-0 ③ L7			X 0-0 63 FC5-4 1B	2	0	0	0	0	0	1
76 Freddie Freeman, L (4, 3) OBP: 0.304, SLG: 0.435										3	1	2	1	0	0	2
7 Jeff Francoeur, R (1, 9) OBP: 0.355, SLG: 0.280		X 0-0 4 1B 23 1B 1B		X 0-0 ① G6-3	X 0-0 4 HR 2-H 3-H 1B		X 0-0 ① G4-3		X 0-0 ② P3	3	2	2	2	0	0	0
68 Brooks Conrad, S (5, 4) OBP: 0.182, SLG: 0.238										2	0	0	0	0	0	1
4 Omar Infante, R (1, 5) OBP: 0.393, SLG: 0.654		X 0-0 23 1B 1-2 1B		X 0-0 ② G6-3	BBX 2-0 2-H HR		X 0-0 ② G6-3		X 0-0 ③ FC5-4 1-2f	3	1	2	2	0	0	0
63 Diory Hernandez, R (5, 5) OBP: 0.320, SLG: 0.348										2	0	0	0	0	0	1
23 Matt Diaz, R (1, 7) OBP: 0.400, SLG: 0.667		X 0-0 1-2 2-H 1B		X 0-0 ③ G6-3	SSS 0-3 ③ K		X 0-0 ③ G4-3			2	0	1	1	0	0	0
20 Greg Norton, S (4, 7) OBP: 0.381, SLG: 0.588										2	0	0	0	0	1	0
5 Clint Sammons, R (1, 2) OBP: 0.474, SLG: 0.824		X 0-0 ② F8			BX 1-0 ① F7	X 0-0 61 E 2B		X 0-0 ① G5-3		4	1	1	0	0	0	2
69 Alvin Colina, R (8, 2) OBP: 0.167, SLG: 0.333										0	0	0	0	0	0	0
73 Tommy Hanson, R (1, 1)		SSS 0-3 ③ K			SSS 0-3 ② K	X 0-0 ① SH2 2-H		X 0-0 ② G1-3		2	0	0	0	0	2	2
61 James Parr, R (5, 1)										0	0	0	0	0	0	0
Wes Timmons, R (8, PH)										1	0	0	0	0	0	0
87 Reid Gorecki, R (8, 8) OBP: 0.556, SLG: 0.875										0	0	0	0	0	0	0
Inning Stats	R: 0 E: 0 K: 1 S: 5 H: 0 LOB: 0 BB: 0 P: 5	R: 1 E: 0 K: 1 S: 8 H: 3 LOB: 2 BB: 0 P: 8	R: 0 E: 0 K: 1 S: 5 H: 0 LOB: 1 BB: 1 P: 9	R: 0 E: 0 K: 0 S: 3 H: 0 LOB: 0 BB: 0 P: 3	R: 6 E: 1 K: 2 S: 13 H: 5 LOB: 0 BB: 1 P: 20	R: 1 E: 1 K: 0 S: 6 H: 3 LOB: 2 BB: 0 P: 6	R: 0 E: 0 K: 0 S: 3 H: 0 LOB: 0 BB: 0 P: 3	R: 0 E: 0 K: 0 S: 3 H: 1 LOB: 1 BB: 0 P: 3	R: 1 E: 0 K: 0 S: 7 H: 2 LOB: 1 BB: 0 P: 7	1B: 9 2B: 3 3B: 0 HR: 2	SF: 0 SAC: 1 DP: 0 HBP: 0						

	AB	39
	R	9
	H	14
	RBI	8
	BB	2
	SO	5
	LOB	9

WP: 0 PB: 0 SB: 0 CS: 0 PA: 42

PITCHER		IP	WLS	BF	H	R	ER	SO	BB	IBB	HBP	BLK	WP	HR	S	P	ERA	WHIP
55 Josh Johnson, R ERA: 0.82	(1, 1)	3.0		13	3	1	1	3	1	0	0	0	0	0	18	22	3.00	1.333
79 Sean West, L ERA: 14.73	(4, 1)	1.2	L	11	5	6	6	1	1	0	0	0	0	1	13	20	32.40	3.600
60 Carlos Martinez, R ERA: 1.69	(5, 1)	1.1		7	3	1	1	1	0	0	0	0	0	0	9	9	6.75	2.250
35 Burke Badenhop, R ERA:	(7, 1)	2.0		6	1	0	0	0	0	0	0	0	0	0	6	6	0.00	0.500
63 Chris Leroux, R ERA: 13.5	(9, 1)	1.0		5	2	1	1	0	0	0	0	0	0	1	7	7	9.00	2.000

PITCHER	IP	WLS	BF	H	R	ER	SO	BB	IBB	HBP	BLK	WP	HR	S	P	ERA	WHIP

Batter	1	2	3	4	5	6	7	8	9	AB	R	H	RBI	BB	SO	LOB
24 Cameron Maybin, R (1, 8) OBP: 0.485, SLG: 0.552 25 Brett Carroll, R (6, 8) OBP: 0.308, SLG: 0.455	21 E 21 G6-3 1B		21 G4-6-3 1B		21 BB 1B			BBBB 70 G5-4-3 BB		3 1 3 0 0 0 0 0 0 0 0 1 0 0						
21 John Baker, L (1, 2) OBP: 0.550, SLG: 0.529 70 Brad Davis, R (6, 2) OBP: 0.222, SLG: 0.333	G6-3 1-H		G4-6-3 1-2f		BBBB 4-0 1-2 BB			0-0 ① ② G5-4-3 1-2f		2 0 0 1 1 0 1 1 0 0 0 0 0 1						
2 Hanley Ramirez, R (1, 6) OBP: 0.385, SLG: 0.600 Robert Andino, R (6, 4) OBP: 0.200, SLG: 0.367 (7, 5)	F8 S 18 1B HBP		2B		SSS 0-3 ③ K			G5-6-3		2 1 1 0 0 1 2 1 0 0 0 0 0 0						
Dallas McPherson, L (1, 5) OBP: 0.241, SLG: 0.321 72 Chris Coghlan, L (7, 4)	F8 1-3		G6-3			F8			F9	3 0 0 0 0 0 2 1 0 0 0 0 0 0						
18 Wes Helms, R (1, 10) OBP: 0.286, SLG: 0.333	3-H 1B			G4-3		SSS K			L3	4 0 1 1 0 1 0						
12 Cody Ross, R (1, 9) OBP: 0.333, SLG: 0.250	P5			SSS K		G5-3			G5-3	4 0 0 0 0 1 1						
14 Gaby Sanchez, R (1, 3) OBP: 0.182, SLG: 0.190		BBBB 4-0 73 G1-6-3 BB		P4			L8			2 0 0 0 1 0 0						
73 John Raynor, R (1, 7) OBP: 0.125, SLG: 0.125		G1-6-3 1-2f			BBSSC 2-3 ① K		SSS 0-3 ② K			3 0 0 0 0 2 1						
83 Manny Mayorson, R (1, 4) OBP: 0.222, SLG: 0.235 (6, 6)		F7			G6-3		SSS 0-3 ③ K			3 0 0 0 0 1 0						
Inning Stats	R: 2 H: 2 E: 0 LOB: 1 K: 0 BB: 0 S: 5 P: 9	R: 0 H: 0 E: 0 LOB: 0 K: 0 BB: 1 S: 2 P: 6	R: 0 H: 2 E: 0 LOB: 1 K: 0 BB: 0 S: 4 P: 4	R: 0 H: 0 E: 0 LOB: 0 K: 1 BB: 0 S: 5 P: 5	R: 0 H: 1 E: 0 LOB: 2 K: 2 BB: 1 S: 8 P: 14	R: 0 H: 0 E: 0 LOB: 0 K: 1 BB: 0 S: 5 P: 5	R: 0 H: 0 E: 0 LOB: 0 K: 2 BB: 0 S: 7 P: 7	R: 0 H: 0 E: 0 LOB: 0 K: 0 BB: 1 S: 2 P: 6	R: 0 H: 0 E: 0 LOB: 0 K: 0 BB: 0 S: 3 P: 3	1B: 4 SF: 0 2B: 1 SAC: 0 3B: 0 DP: 3 HR: 0 HBP: 1						

PITCHER		IP	WLS	BF	H	R	ER	SO	BB	IBB	HBP	BLK	WP	HR	S	P	ERA	WHIP
73 Tommy Hanson, R ERA: 3.38	(1, 1)	4.2	W	20	5	2	1	2	2	0	1	0	0	0	21	35	1.93	1.500
61 James Parr, R ERA:	(5, 1)	2.1		7	0	0	0	4	0	0	0	0	0	0	15	15	0.00	0.000
59 Francisley Bueno, L ERA:	(8, 1)	1.0		3	0	0	0	0	1	0	0	0	0	0	2	6	0.00	1.000
71 Mariano Gomez, L ERA:	(9, 1)	1.0		3	0	0	0	0	0	0	0	0	0	0	3	3	0.00	0.000

PITCHER	IP	WLS	BF	H	R	ER	SO	BB	IBB	HBP	BLK	WP	HR	S	P	ERA	WHIP

BOTTOM

Atlanta Braves @ Florida Marlins

Roger Dean Stadium, Jupiter, FL

Fri Mar 13 2009, 1:05 PM EDT
Att. 3,457 - Partly Cloudy - 78 F

livebaseballscorecards.com

AB	29
R	2
H	5
RBI	2
BB	3
SO	6
LOB	8

PA: 33

WP: 0
PB: 0
SB: 1
CS: 0

Atlanta Braves @ St. Louis Cardinals

Roger Dean Stadium, Jupiter, FL

Sat Mar 14 2009, 1:05 PM EDT

Att. 6,851 - Sunny - 77 F

TOP

livebaseballscorecards.com

Batter	1	2	3	4	5	6	7	8	9	AB	R	H	RBI	BB	SO	LOB
Josh Anderson, L (1, 8) OBP: 0.219, SLG: 0.375	G6-3		B1-3		G4-3			G1-3		4	0	0	0	0	0	0
87 Reid Gorecki, R (8, 8) OBP: 0.556, SLG: 0.875										0	0	0	0	0	0	0
4 Omar Infante, R (1, 6) OBP: 0.375, SLG: 0.633	P4		K		L8			68 F9-6 2B		4	0	1	0	0	1	0
75 Brandon Hicks, R (8, 6) OBP: 0.333, SLG: 0.467										0	0	0	0	0	0	0
2 Kelly Johnson, L (1, 4) OBP: 0.394, SLG: 0.429	F8		G3		K			F9-6 2-2		2	0	0	0	0	0	0
68 Brooks Conrad, S (3, 4) OBP: 0.167, SLG: 0.217										2	0	0	0	0	1	1
22 Casey Kotchman, L (1, 3) OBP: 0.391, SLG: 0.545		14 1B 7 1B 1B		G3-1	K	K			G4-3	2	0	1	0	0	0	0
76 Freddie Freeman, L (4, 3) OBP: 0.280, SLG: 0.400										2	0	0	0	0	1	0
7 Jeff Francoeur, R (1, 9) OBP: 0.394, SLG: 0.333		14 1B 1-2 1B		23 1B 14 1B 1B	K	K			L4	2	1	2	0	0	0	0
77 Jason Heyward, L (4, 9) OBP: 0.357, SLG: 0.400										2	0	0	0	0	1	0
23 Matt Diaz, R (1, 7) OBP: 0.407, SLG: 0.654		K		14 1B 1-3 1B	G3-1				E4 63 HBP	2	0	1	0	0	1	2
28 Brandon Jones, L (4, 7) OBP: 0.379, SLG: 0.444										2	0	0	0	0	0	0
14 Martín Prado, R (1, 5) OBP: 0.355, SLG: 0.345		1-2 2-3 1B		1-2 3-H 1B			8 P4 1B		1-2 HBP	3	0	3	1	0	0	0
63 Diory Hernandez, R (7, 5) OBP: 0.346, SLG: 0.348										0	0	0	0	0	0	0
8 David Ross, R (1, 2) OBP: 0.167, SLG: 0.389		F3		K			1 SAFE P4 1-2		K	3	0	0	0	0	1	6
27 J.C. Boscan, R (7, 2) OBP: 0.571, SLG: 0.600										1	0	0	0	0	1	2
11 Kenshin Kawakami, R (1, 1)		P4		G6-3			F7			2	0	0	0	0	0	5
56 Blaine Boyer, R (5, 1)										0	0	0	0	0	0	0
20 Greg Norton, S (7, PH) OBP: 0.364, SLG: 0.556										1	0	0	0	0	0	0
34 Eric O'Flaherty, L (7, 1)										0	0	0	0	0	0	0
65 Stephen Marek, L (8, 1)										0	0	0	0	0	0	0
Inning Stats	R: 0 E: 0 K: 0 S: 3 H: 0 LOB: 0 BB: 0 P: 3	R: 0 E: 0 K: 1 S: 8 H: 3 LOB: 3 BB: 0 P: 8	R: 0 E: 0 K: 1 S: 5 H: 0 LOB: 0 BB: 0 P: 5	R: 1 E: 0 K: 1 S: 8 H: 3 LOB: 2 BB: 0 P: 8	R: 0 E: 0 K: 1 S: 5 H: 0 LOB: 0 BB: 0 P: 5	R: 0 E: 0 K: 2 S: 7 H: 0 LOB: 0 BB: 0 P: 7	R: 0 E: 0 K: 0 S: 3 H: 1 LOB: 0 BB: 0 P: 3	R: 0 E: 0 K: 0 S: 3 H: 1 LOB: 0 BB: 0 P: 3	R: 0 E: 1 K: 1 S: 6 H: 0 LOB: 2 BB: 0 P: 7	1B: 7 2B: 2 3B: 0 HR: 0	SF: 0 SAC: 0 DP: 1 HBP: 1						

	AB	34
	R	1
	H	8
	RBI	1
	BB	0
	SO	7
	LOB	16

WP: 0 PB: 0 SB: 0 CS: 0 PA: 35

PITCHER	IP	WLS	BF	H	R	ER	SO	BB	IBB	HBP	BLK	WP	HR	S	P	ERA	WHIP
50 Adam Wainwright, R (1, 1) ERA: 3.72	5.0	W	21	6	1	1	4	0	0	0	0	0	0	29	29	1.80	1.200
31 Ryan Franklin, R (6, 1) ERA: 1.5	2.0	H	6	1	0	0	2	0	0	0	0	0	0	10	10	0.00	0.500
78 Matthew Scherer, R (8, 1) ERA:	1.0	H	3	1	0	0	0	0	0	0	0	0	0	3	3	0.00	1.000
52 Josh Kinney, R (9, 1) ERA:	1.0	S	5	0	0	0	1	0	0	1	0	0	0	6	7	0.00	0.000

PITCHER	IP	WLS	BF	H	R	ER	SO	BB	IBB	HBP	BLK	WP	HR	S	P	ERA	WHIP

BOTTOM

Atlanta Braves @ St. Louis Cardinals

Roger Dean Stadium, Jupiter, FL

Sat Mar 14 2009, 1:05 PM EDT

Att. 6,851 - Sunny - 77 F

livebaseballscorecards.com

Batter	1	2	3	4	5	6	7	8	9	AB	R	H	RBI	BB	SO	LOB
55 Skip Schumaker, L (1, 4) OBP: 0.381, SLG: 0.487 13 Brendan Ryan, R (7, PH) OBP: 0.300, SLG: 0.222 (8, 4)	G4-3	1-2 2-3 1B			24 BB 5 1B 1B		SH5-3 1-2			3 0	1 0	2 0	0 0	0 0	0 0	0 0
24 Rick Ankiel, L (1, 10) OBP: 0.422, SLG: 0.447 61 Nick Stavinoha, R (7, PH) OBP: 0.400, SLG: 0.389 (8, 10)	1B	F8			BBBB 16 G3 5 1B 1-2 BB		G6-3 2-3			2 1	0 0	1 0	0 0	1 0	0 0	3 1
5 Albert Pujols, R (1, 3) OBP: 0.512, SLG: 0.448 86 Allen Craig, R (5, PR) OBP: 0.560, SLG: 0.714 (6, 3)	P5		P3		16 G3 1-2 2-H 1B		G6-3			3 1	0 0	1 0	1 0	0 0	0 0	1 1
16 Chris Duncan, L (1, 7) OBP: 0.381, SLG: 0.568 67 Tyler Greene, R (6, 6) OBP: 0.324, SLG: 0.333	L3		G4-3		G3 1-2 2-3			CCC K		3 1	0 0	0 0	0 0	0 0	0 1	3 0
47 Ryan Ludwick, R (1, 9) OBP: 0.297, SLG: 0.226 83 Matt Pagnozzi, R (6, 2) OBP: 0.333, SLG: 0.200		F8	F7		L6			SCC K		3 1	0 0	0 0	0 0	0 0	0 1	3 0
3 Khalil Greene, R (1, 6) OBP: 0.400, SLG: 0.563 65 Joe Thurston, L (6, 7) OBP: 0.316, SLG: 0.500		28 1B 21 1B 1B		G6-3		G4-3		P1		2 2	1 0	1 0	0 0	0 0	0 0	0 0
28 Colby Rasmus, L (1, 8) OBP: 0.341, SLG: 0.385		55 1B 21 1B 1-2 1B		SCC K		SSS K				3	0	1	0	0	2	0
62 Joe Mather, R (1, 5) OBP: 0.267, SLG: 0.462 23 Brian Barden, R (7, 5) OBP: 0.409, SLG: 0.450		F8		L3		L8				3 0	0 0	0 0	0 0	0 0	0 0	2 0
21 Jason LaRue, R (1, 2) OBP: 0.280, SLG: 0.304 88 Jon Jay, L (6, 9) OBP: 0.438, SLG: 0.500		55 1B 1-2 2-H 1B			F8		61 G6-3 13 SH5-3 1B			2 1	0 0	1 1	1 0	0 0	0 0	0 0

Inning Stats	1	2	3	4	5	6	7	8	9
	R: 0 E: 0 K: 0 S: 4 H: 1 LOB: 1 BB: 0 P: 4	R: 1 E: 0 K: 0 S: 7 H: 4 LOB: 3 BB: 0 P: 7	R: 0 E: 0 K: 0 S: 3 H: 0 LOB: 0 BB: 0 P: 3	R: 0 E: 0 K: 1 S: 5 H: 0 LOB: 0 BB: 0 P: 5	R: 1 E: 0 K: 0 S: 5 H: 2 LOB: 3 BB: 1 P: 9	R: 0 E: 0 K: 1 S: 5 H: 0 LOB: 0 BB: 0 P: 5	R: 0 E: 0 K: 0 S: 4 H: 1 LOB: 1 BB: 0 P: 4	R: 0 E: 0 K: 2 S: 7 H: 0 LOB: 0 BB: 0 P: 7	

1B: 8 SF: 0 WP: 0 PA: 33
2B: 0 SAC: 1 PB: 0
3B: 0 DP: 0 SB: 0
HR: 0 HBP: 0 CS: 0

	AB	31
	R	2
	H	8
	RBI	2
	BB	1
	SO	4
	LOB	14

PITCHER		IP	WLS	BF	H	R	ER	SO	BB	IBB	HBP	BLK	WP	HR	S	P	ERA	WHIP
11 Kenshin Kawakami, R ERA: 1.86	(1, 1)	4.2	L	22	7	2	2	1	1	0	0	0	0	0	23	27	3.86	1.714
56 Blaine Boyer, R ERA:	(5, 1)	1.1		4	0	0	0	1	0	0	0	0	0	0	6	6	0.00	0.000
34 Eric O'Flaherty, L ERA: 2.25	(7, 1)	1.0		4	1	0	0	0	0	0	0	0	0	0	4	4	0.00	1.000
65 Stephen Marek, R ERA:	(8, 1)	1.0		3	0	0	0	2	0	0	0	0	0	0	7	7	0.00	0.000

PITCHER	IP	WLS	BF	H	R	ER	SO	BB	IBB	HBP	BLK	WP	HR	S	P	ERA	WHIP

Houston Astros @ Atlanta Braves

Champion Stadium, Lake Buena Vista, FL

Sun Mar 15 2009, 1:05 PM EDT

Att. 8,201 - Partly Cloudy - 81 F

TOP

livebaseballscorecards.com

Batter	1	2	3	4	5	6	7	8	9	AB	R	H	RBI	BB	SO	LOB
3 Kazuo Matsui, S (1, 4) OBP: 0.059, SLG: 0.088	FSS 0-3 ① K		X 0-0 ① G4-3		FFC 0-3 ① K		X 0-0 ③ G4-3			4	0	0	0	0	2	1
23 Edwin Maysonet, R (7, 4) OBP: 0.273, SLG: 0.300										0	0	0	0	0	0	0
9 Hunter Pence, R (1, 9) OBP: 0.326, SLG: 0.463	CFS 0-3 ② K		X 0-0 ② F9		FFS 0-3 ② K			X 0-0 ① G5-3		4	0	0	0	0	2	1
20 Brian Bogusevic, L (8, 9) OBP: 0.286, SLG: 0.381										0	0	0	0	0	0	0
17 Lance Berkman, S (1, 3) OBP: 0.429, SLG: 0.429	X 0-0 ③ G3-1		BBBB 4-0 45 FC6-4 BB		X 0-0 ③ FC4-6 1-2f			FCS 0-3 ② K		2	0	0	0	1	0	1
89 Jason Smith, L (7, 3) OBP: 0.500, SLG: 0.643										1	0	0	0	0	1	0
45 Carlos Lee, R (1, 7) OBP: 0.238, SLG: 0.118		BBBB 4-0 10 1B 27 SF7 BB	X 0-0 ③ FC6-4 1-2f			X 0-0 ① G5-3		X 0-0 ③ G3-4-1		2	1	0	0	1	0	1
65 Chris Johnson, R (6, 5) OBP: 0.346, SLG: 0.476										1	0	0	0	0	0	0
10 Miguel Tejada, R (1, 6) OBP: 0.429, SLG: 0.769		X 0-0 27 SF7 2 2B 1-3 1B		FFS 0-3 ① K		X 0-0 1B			X 0-0 ① F9	3	1	2	0	0	1	0
48 Tim Byrdak, L (8, 1)										0	0	0	0	0	0	0
4 Jason Michaels, R (9, PH) OBP: 0.143, SLG: 0.300										1	0	0	0	0	0	0
27 Geoff Blum, S (1, 5) OBP: 0.156, SLG: 0.074		X 0-0 ① SF7 1-2 3-H		X 0-0 ② G3-1		X 0-0 ② F8			FFC 0-3 ② K	2	0	0	1	0	0	1
52 Felipe Paulino, R (6, 1)										0	0	0	0	0	0	0
36 Danny Graves, R (7, 1)										0	0	0	0	0	0	0
21 Michael Bourn, L (8, 8) OBP: 0.326, SLG: 0.289										1	0	0	0	0	1	0
2 Darin Erstad, L (1, 8) OBP: 0.310, SLG: 0.321		X 0-0 55 G4-3 2-H 2B		X 0-0 1B		X 0-0 ③ G3			BBBB 4-0 72 2B BB	3	0	2	1	0	0	1
67 Tommy Manzella, R (8, 6) OBP: 0.333, SLG: 0.143										0	0	0	0	1	0	0
55 Humberto Quintero, R (1, 2) OBP: 0.182, SLG: 0.364		X 0-0 ② G4-3 2-3		X 0-0 ③ G6-3			X 0-0 ① L3		X 0-0 1-3 2B	3	0	0	0	0	0	2
72 Lou Santangelo, R (8, 2) OBP: 0.375, SLG: 0.333										1	0	1	0	0	0	0
31 David Newhan, L (9, PR) OBP: 0.231, SLG: 0.130										0	0	0	0	0	0	0
56 Jose Capellan, R (1, 1) OBP: 0.500, SLG: 0.500		FFS 0-3 ③ K			X 0-0 17 FC4-6 1B		X 0-0 ② G5-3		FCS 0-3 ③ K	2	0	1	0	0	1	1
53 Wesley Wright, R (5, 1)										0	0	0	0	0	0	0
Reggie Abercrombie, R (6, 7) OBP: 0.435, SLG: 0.636										2	0	0	0	0	1	2

	AB	32
	R	2
	H	6
	RBI	2
	BB	3
	SO	9
	LOB	11

Inning Stats																																		
	R: 0	H: 0		R: 2	H: 2		R: 0	H: 0		R: 0	H: 1		R: 0	H: 1		R: 0	H: 1		R: 0	H: 0		R: 0	H: 0		R: 0	H: 1		1B: 4	SF: 1		WP: 0	PA: 36	
	E: 0	LOB: 0		E: 0	LOB: 1		E: 0	LOB: 1		E: 0	LOB: 1		E: 0	LOB: 1		E: 0	LOB: 1		E: 0	LOB: 0		E: 0	LOB: 0		E: 0	LOB: 2		2B: 2	SAC: 0		PB: 0		
	K: 2	BB: 0		K: 1	BB: 1		K: 1	BB: 0		K: 0	BB: 0		K: 2	BB: 0		K: 0	BB: 0		K: 0	BB: 0		K: 1	BB: 0		K: 2	BB: 1		3B: 0	DP: 0		SB: 0		
	S: 7	P: 7		S: 7	P: 11		S: 3	P: 7		S: 6	P: 6		S: 8	P: 8		S: 4	P: 4		S: 3	P: 3		S: 5	P: 5		S: 8	P: 12		HR: 0	HBP: 0		CS: 0		

PITCHER		IP	WLS	BF	H	R	ER	SO	BB	IBB	HBP	BLK	WP	HR	S	P	ERA	WHIP
32 Derek Lowe, R ERA: 2.45	(1, 1)	5.0		21	4	2	2	6	2	0	0	0	0	0	31	39	3.60	1.200
Rafael Soriano, R ERA:	(6, 1)	1.0		4	1	0	0	0	0	0	0	0	0	0	4	4	0.00	1.000
30 Jeff Bennett, R ERA: 11.81	(7, 1)	1.0		3	0	0	0	0	0	0	0	0	0	0	3	3	0.00	0.000
58 Peter Moylan, R ERA: 3.0	(8, 1)	1.0	W	3	0	0	0	1	0	0	0	0	0	0	5	5	0.00	0.000
36 Boone Logan, L ERA: 2.25	(9, 1)	1.0	S	5	1	0	0	2	1	0	0	0	0	0	8	12	0.00	2.000

PITCHER	IP	WLS	BF	H	R	ER	SO	BB	IBB	HBP	BLK	WP	HR	S	P	ERA	WHIP

Houston Astros @ Atlanta Braves

Champion Stadium, Lake Buena Vista, FL

Sun Mar 15 2009, 1:05 PM EDT

Att. 8,201 - Partly Cloudy - 81 F

BOTTOM

Batter	1	2	3	4	5	6	7	8	9	AB	R	H	RBI	BB	SO	LOB
64 Jordan Schafer, L (1, 8) OBP: 0.407, SLG: 0.654	G3-1		F8		2-3 1B			77 1B; 28 2B; 1B		4	1	2	0	0	0	1
19 Yunel Escobar, R (1, 6) OBP: 0.412, SLG: 0.333	G1-3			G6-3	G1-4-3			1-3 28 2B 1B		3	0	0	0	0	0	2
Rafael Soriano, R (6, 1)										0	0	0	0	0	0	0
77 Jason Heyward, L (7, 9) OBP: 0.379, SLG: 0.423										1	1	1	0	0	0	0
2 Kelly Johnson, L (1, 4) OBP: 0.361, SLG: 0.387	F9			G4-3		F8		F9		3	0	0	0	0	0	0
68 Brooks Conrad, S (7, 4) OBP: 0.160, SLG: 0.208										1	0	0	0	0	0	2
23 Matt Diaz, R (1, 7) OBP: 0.433, SLG: 0.655		SSS K		7 1B 1B		7 FC5-4 1B		75 1B; 20 FC5-4; 1-H; 3-H; 2B		3	0	2	0	0	1	0
28 Brandon Jones, L (7, 7) OBP: 0.400, SLG: 0.500										1	1	1	2	0	0	0
7 Jeff Francoeur, R (1, 9) OBP: 0.389, SLG: 0.333		FFS K		1-2 1B		FC5-4 1-2f		20 FC5-4 2-3 1B		3	0	1	0	0	1	1
30 Jeff Bennett, R (7, 1)										0	0	0	0	0	0	0
75 Brandon Hicks, R (8, 6) OBP: 0.368, SLG: 0.500										1	0	1	0	0	0	0
76 Freddie Freeman, L (1, 3) OBP: 0.259, SLG: 0.370		CFS K		P2		L4		FC5-4 1-2f 3-H		2	0	0	0	0	1	2
20 Greg Norton, S (6, 3) OBP: 0.333, SLG: 0.500										2	0	0	1	0	0	2
14 Martín Prado, R (1, 5) OBP: 0.353, SLG: 0.344			L7		64 1B; 32 SH1-4; 1B		F9	P3		3	0	1	0	0	0	0
58 Peter Moylan, R (8, 1)										0	0	0	0	0	0	0
87 Reid Gorecki, R (8, PH) OBP: 0.500, SLG: 0.778										1	0	0	0	0	0	1
36 Boone Logan, R (9, 1)										0	0	0	0	0	0	0
8 David Ross, R (1, 2) OBP: 0.150, SLG: 0.350			F8		FFS K		G1-3			2	0	0	0	0	1	1
69 Alvin Colina, R (6, 2) OBP: 0.143, SLG: 0.286										1	0	0	0	0	0	0
32 Derek Lowe, R (1, 1) OBP: 0.333, SLG: 0.333			1B		SH1-4 1-2		G6-3			1	0	1	0	0	0	0
63 Diory Hernandez, R (6, 6) OBP: 0.333, SLG: 0.333										1	0	0	0	0	0	0
(8, 5)																

Inning Stats	R: 0 E: 0 K: 0 S: 3	H: 0 LOB: 0 BB: 0 P: 3	R: 0 E: 0 K: 3 S: 9	H: 0 LOB: 0 BB: 0 P: 9	R: 0 E: 0 K: 0 S: 4	H: 1 LOB: 1 BB: 0 P: 4	R: 0 E: 0 K: 0 S: 5	H: 2 LOB: 2 BB: 0 P: 5	R: 0 E: 0 K: 1 S: 7	H: 2 LOB: 2 BB: 0 P: 7	R: 0 E: 0 K: 0 S: 4	H: 1 LOB: 1 BB: 0 P: 4	R: 0 E: 0 K: 0 S: 3	H: 0 LOB: 0 BB: 0 P: 3	R: 3 E: 0 K: 0 S: 7	H: 4 LOB: 1 BB: 0 P: 7	1B: 9 2B: 1 3B: 0 HR: 0	SF: 0 SAC: 1 DP: 0 HBP: 0	WP: 0 PB: 0 SB: 0 CS: 0	PA: 34
---	---	---	---	---	---	---	---	---	---	---	---	---	---	---	---	---	---	---	---	---

PITCHER		IP	WLS	BF	H	R	ER	SO	BB	IBB	HBP	BLK	WP	HR	S	P	ERA	WHIP
56 Jose Capellan, R ERA:	(1, 1)	4.2		18	4	0	0	4	0	0	0	0	0	0	26	26	0.00	0.857
53 Wesley Wright, L ERA:	(5, 1)	0.1	H	2	1	0	0	0	0	0	0	0	0	0	2	2	0.00	3.000
52 Felipe Paulino, R ERA: 12.6	(6, 1)	1.0	H	4	1	0	0	0	0	0	0	0	0	0	4	4	0.00	1.000
36 Danny Graves, R ERA: 3.0	(7, 1)	1.0	H	3	0	0	0	0	0	0	0	0	0	0	3	3	0.00	0.000
48 Tim Byrdak, L ERA: 6.14	(8, 1)	1.0	L	7	4	3	3	0	0	0	0	0	0	0	7	7	27.00	4.000

PITCHER	IP	WLS	BF	H	R	ER	SO	BB	IBB	HBP	BLK	WP	HR	S	P	ERA	WHIP

AB	33
R	3
H	10
RBI	3
BB	0
SO	4
LOB	12

livebaseballscorecards.com

Batter	1	2	3	4	5	6	7	8	9	AB	R	H	RBI	BB	SO	LOB
9 Marlon Anderson, L (1, 4) OBP: 0.320, SLG: 0.400	P5		F8			G4-3		L7		3	0	0	0	0	0	1
10 Andy Green, R (8, PH) OBP: 0.378, SLG: 0.342 (8, 5)										1	0	0	0	0	0	0
99 Jose Valentin, S (1, 5) OBP: 0.243, SLG: 0.343	G6-3		G4-3			G1-3		G6-3		4	0	0	0	0	0	1
43 Brian Stokes, R (8, 1)										0	0	0	0	0	0	0
28 Daniel Murphy, L (1, 7) OBP: 0.451, SLG: 0.533	6 FC6 1B			19 G3-1 1B		2B			L8	4	0	3	0	0	0	0
6 Nick Evans, R (1, 3) OBP: 0.367, SLG: 0.545	FC6 1-2f			K		K			G4-3	4	0	0	0	0	2	3
19 Ryan Church, L (1, 9) OBP: 0.372, SLG: 0.500		K		B 1 SAFE X G3-1 1-2			HR		62 1B 1B	3	1	1	1	0	1	1
18 Jeremy Reed, L (7, 9) OBP: 0.439, SLG: 0.556										1	0	1	0	0	0	0
62 Bobby Kielty, S (1, 8) OBP: 0.351, SLG: 0.500		K			G4-3		P5		1-2 1B	4	0	1	0	0	1	0
4 Robinson Cancel, R (1, 2) OBP: 0.167, SLG: 0.235		K			K		L6		F9	2	0	0	0	0	2	0
76 Omir Santos, R (6, 2) OBP: 0.111, SLG: 0.111										2	0	0	0	0	0	2
86 Rubén Tejada, R (1, 6) OBP: 0.357, SLG: 0.429 (8, 4)			P4		1B		P4			3	0	1	0	0	0	0
49 Jonathon Niese, L (1, 1)			E6		G1-3			L5		1	0	0	0	0	0	0
78 Josh Thole, L (5, PH) OBP: 0.545, SLG: 0.375										1	0	0	0	0	0	1
39 Bobby Parnell, R (5, 1)										0	0	0	0	0	0	0
36 Darren O'Day, R (6, 1)										0	0	0	0	0	0	0
47 Casey Fossum, L (7, 1)										0	0	0	0	0	0	0
90 Ramon Martinez, R (8, PH) OBP: 0.143, SLG: 0.231 (8, 6)										1	0	0	0	0	0	0
Inning Stats	R: 0 E: 0 K: 0 S: 4 H: 1 LOB: 1 BB: 0 P: 4	R: 0 E: 0 K: 3 S: 9 H: 0 LOB: 0 BB: 0 P: 9	R: 0 E: 1 K: 0 S: 4 H: 0 LOB: 1 BB: 0 P: 4	R: 0 E: 0 K: 1 S: 5 H: 1 LOB: 0 BB: 0 P: 6	R: 0 E: 0 K: 1 S: 6 H: 1 LOB: 1 BB: 0 P: 6	R: 0 E: 0 K: 1 S: 6 H: 1 LOB: 1 BB: 0 P: 6	R: 1 E: 0 K: 0 S: 6 H: 1 LOB: 0 BB: 0 P: 7	R: 0 E: 0 K: 0 S: 3 H: 0 LOB: 0 BB: 0 P: 3	R: 0 E: 0 K: 0 S: 5 H: 2 LOB: 2 BB: 0 P: 5	1B: 5 2B: 1 3B: 0 HR: 1 SF: 0 SAC: 0 DP: 0 HBP: 0	WP: 0 PB: 0 SB: 0 CS: 0 PA: 34					

PITCHER		IP	WLS	BF	H	R	ER	SO	BB	IBB	HBP	BLK	WP	HR	S	P	ERA	WHIP
49 Jair Jurrjens, R ERA: 2.67	(1, 1)	6.0	W	22	4	0	0	6	0	0	0	0	0	0	34	35	0.00	0.667
46 Manny Acosta, R ERA: 2.08	(7, 1)	1.0	H	4	1	1	1	0	0	0	0	0	0	1	6	7	9.00	1.000
51 Michael Gonzalez, L ERA: 4.91	(8, 1)	1.0		3	0	0	0	0	0	0	0	0	0	0	3	3	0.00	0.000
38 Buddy Carlyle, R ERA:	(9, 1)	1.0		5	2	0	0	0	0	0	0	0	0	0	5	5	0.00	2.000

PITCHER	IP	WLS	BF	H	R	ER	SO	BB	IBB	HBP	BLK	WP	HR	S	P	ERA	WHIP

TOP

New York Mets @ Atlanta Braves

Champion Stadium, Lake Buena Vista, FL

Tue Mar 17 2009, 1:05 PM EDT

Att. 8,481 - Cloudy - 77 F

livebaseballscorecards.com

AB	34
R	1
H	7
RBI	1
BB	0
SO	6
LOB	9

BOTTOM

New York Mets @ Atlanta Braves

Champion Stadium, Lake Buena Vista, FL

Tue Mar 17 2009, 1:05 PM EDT

Att. 8,481 - Cloudy - 77 F

livebaseballscorecards.com

Batter	1	2	3	4	5	6	7	8	9	AB	R	H	RBI	BB	SO	LOB
19 Yunel Escobar, R (1, 6) OBP: 0.405, SLG: 0.310	G3	BB			G5-3		14 1B			2	0	0	0	1	0	0
75 Brandon Hicks, R (6, 6) OBP: 0.400, SLG: 0.529		1-2					1-3 2-H 3-H 1B			1	0	1	2	0	0	0
2 Kelly Johnson, L (1, 4) OBP: 0.333, SLG: 0.353	F7	K			G4-3		28 G6-4-3			3	0	0	0	0	1	2
14 Martin Prado, R (6, 4) OBP: 0.371, SLG: 0.364							1-2 3-H 1B			1	0	1	1	0	0	0
23 Matt Diaz, R (1, 7) OBP: 0.424, SLG: 0.613	BB		G6-3			F9	G6-4-3			2	0	0	0	1	0	0
28 Brandon Jones, L (7, 7) OBP: 0.387, SLG: 0.483							1-2f			1	0	0	0	0	0	2
22 Casey Kotchman, L (1, 3) OBP: 0.346, SLG: 0.480	K		F7			F7		L8		3	0	0	0	0	1	1
76 Freddie Freeman, L (7, 3) OBP: 0.250, SLG: 0.357										1	0	0	0	0	0	0
7 Jeff Francoeur, R (1, 9) OBP: 0.385, SLG: 0.333		8 G6-3 HR 1B	G4-3			F8		L6		3	1	1	0	0	0	0
77 Jason Heyward, L (7, 9) OBP: 0.367, SLG: 0.407										1	0	0	0	0	0	0
4 Omar Infante, R (1, 5) OBP: 0.371, SLG: 0.606	F8			F7			20 BB 75 1B 1B	K		3	1	1	0	0	0	1
63 Diory Hernandez, R (8, 5) OBP: 0.321, SLG: 0.320										1	0	0	0	0	1	0
8 David Ross, R (1, 2) OBP: 0.130, SLG: 0.304	G6-3			P4			P5			3	0	0	0	0	0	2
27 J.C. Boscan, R (8, 2) OBP: 0.571, SLG: 0.600	1-2									0	0	0	0	0	0	0
Josh Anderson, L (1, 8) OBP: 0.257, SLG: 0.486	2-H HR						20 BB 75 1B 1-2 1B			3	2	2	2	0	1	0
49 Jair Jurrjens, R (1, 1) OBP: 0.667, SLG: 0.500	BB	19 BB			K		75 1B 14 1B 1-2 2-3 BB			1	0	0	0	1	1	0
46 Manny Acosta, R (7, 1)										0	0	0	0	0	0	0
20 Greg Norton, S (7, PH) OBP: 0.360, SLG: 0.500										0	1	0	0	1	0	0
51 Michael Gonzalez, R (8, 1)										0	0	0	0	0	0	0
38 Buddy Carlyle, L (9, 1)										0	0	0	0	0	0	0
Inning Stats	R: 0 E: 0 K: 1 S: 5 H: 0 LOB: 1 BB: 1 P: 9	R: 2 E: 0 K: 1 S: 9 H: 2 LOB: 2 BB: 2 P: 18	R: 0 E: 0 K: 0 S: 3 H: 0 LOB: 0 BB: 0 P: 3	R: 0 E: 0 K: 1 S: 5 H: 0 LOB: 0 BB: 0 P: 5	R: 0 E: 0 K: 1 S: 5 H: 0 LOB: 0 BB: 0 P: 5	R: 0 E: 0 K: 0 S: 3 H: 0 LOB: 0 BB: 0 P: 3	R: 3 E: 0 K: 0 S: 6 H: 4 LOB: 1 BB: 1 P: 10	R: 0 E: 0 K: 1 S: 5 H: 0 LOB: 0 BB: 0 P: 5		1B: 5 2B: 0 3B: 0 HR: 1	SF: 0 SAC: 0 DP: 1 HBP: 0						

AB	29
R	5
H	6
RBI	5
BB	4
SO	5
LOB	8

WP: 0 PB: 0 SB: 0 CS: 0 PA: 33

PITCHER		IP	WLS	BF	H	R	ER	SO	BB	IBB	HBP	BLK	WP	HR	S	P	ERA	WHIP
49 Jonathon Niese, L ERA: 6.75	(1, 1)	4.0	L	17	2	2	2	3	3	0	0	0	0	1	22	35	4.50	1.250
39 Bobby Parnell, R ERA: 4.05	(5, 1)	1.0		3	0	0	0	1	0	0	0	0	0	0	5	5	0.00	0.000
36 Darren O'Day, R ERA: 3.24	(6, 1)	1.1		5	1	1	1	0	0	0	0	0	0	0	5	5	6.75	0.750
47 Casey Fossum, L ERA: 5.4	(7, 1)	0.2		5	3	2	2	0	1	0	0	0	0	0	4	8	27.00	6.000
43 Brian Stokes, R ERA: 5.14	(8, 1)	1.0		3	0	0	0	1	0	0	0	0	0	0	5	5	0.00	0.000

PITCHER	IP	WLS	BF	H	R	ER	SO	BB	IBB	HBP	BLK	WP	HR	S	P	ERA	WHIP

Atlanta Braves @ New York Mets

Tradition Field, Port St. Lucie, FL

Wed Mar 18 2009, 1:10 PM EDT

Att. 5,279 - Partly Cloudy - 75 F

livebaseballscorecards.com

TOP

Batter	1	2	3	4	5	6	7	8	9	AB	R	H	RBI	BB	SO	LOB
Josh Anderson, L (1, 8) OBP: 0.256, SLG: 0.462	S S C 0-3 ① K			x 0-0 ① F7		x 0-0 ① P6	x 0-0 64 1B 2-3 1B		B B B B 4-0 64 1B 4 G5-4-3 BB	4	0	1	0	0	1	0
76 Freddie Freeman, L (7, 3) OBP: 0.276, SLG: 0.357										0	1	0	0	1	0	0
64 Jordan Schafer, L (1, 9) OBP: 0.438, SLG: 0.645	x 0-0 ② G4-3			x 0-0 ② F8		x 0-0 2 1B 20 1B 1B	x 0-0 4 S 1-3 3-H 1B		x 0-0 4 G5-4-3 1-3 1B	5	1	3	1	0	0	0
(7, 8)																
2 Kelly Johnson, L (1, 4) OBP: 0.357, SLG: 0.405	S S C 0-3 ③ K			x 0-0 2B		x 0-0 S S S 20 1B 14 HR 1-3 1B	0-3 ② K 1-2		x 0-0 ① ② G5-4-3 1-2f 3-H	3	1	2	0	0	1	0
4 Omar Infante, R (6, 4) OBP: 0.351, SLG: 0.571										2	0	0	0	0	1	3
22 Casey Kotchman, L (1, 3) OBP: 0.357, SLG: 0.481		x 0-0 14 G1-6-3 1B		x 0-0 ③ G4-3		x 0-0 14 HR 1-2 3-H 1B	x 0-0 ③ G3		x 0-0 2B	2	0	1	0	0	0	1
20 Greg Norton, S (4, 3) OBP: 0.370, SLG: 0.500										2	1	1	1	0	0	2
34 Eric O'Flaherty, L (7, 1)										0	0	0	0	0	0	0
74 Rafael Cruz, R (8, 1)										0	0	0	0	0	0	0
81 Joe Borchard, S (9, PH) OBP: 1.000, SLG: 2.000										1	0	1	0	0	0	0
Zach Schreiber, R (9, 1)										0	0	0	0	0	0	0
19 Yunel Escobar, R (1, 6) OBP: 0.366, SLG: 0.273		x 0-0 ① P4			S S S 0-3 ① K	x 0-0 ② L6		x 0-0 ① F7	x 0-0 ③ G3	4	0	0	0	0	1	3
75 Brandon Hicks, R (8, 6) OBP: 0.381, SLG: 0.500										1	0	0	0	0	0	1
14 Martín Prado, R (1, 5) OBP: 0.385, SLG: 0.486		x 0-0 ② ③ G1-6-3 1-2f			x 0-0 28 1B 2B	S B X 1-1 1-H 2-H HR		x 0-0 ② L4		4	2	2	3	0	0	1
28 Brandon Jones, L (1, 7) OBP: 0.429, SLG: 0.515			x 0-0 27 G4-6-3 1B		x 0-0 2-H 1B	x 0-0 ③ L9		x 0-0 69 BB 1B		4	0	3	1	0	0	0
87 Reid Gorecki, R (8, 7) OBP: 0.500, SLG: 0.778										0	0	0	0	0	0	0
27 J.C. Boscan, R (1, 2) OBP: 0.400, SLG: 0.375			x 0-0 ① ② G4-6-3 1-2f		x 0-0 ② P3		S S S 0-3 ① K	B B B B 4-0 1-2 BB		3	0	0	0	0	1	2
69 Alvin Colina, R (7, 2) OBP: 0.250, SLG: 0.286										0	0	0	0	1	0	0
73 Tommy Hanson, R (1, 1)			x 0-0 ③ F9		x 0-0 ③ F7		x 0-0 1B 64 1B 2B	x 0-0 ③ G6-3		1	0	0	0	0	0	0
23 Matt Diaz, R (5, PH) OBP: 0.412, SLG: 0.594										1	0	0	0	0	0	1
56 Blaine Boyer, R (5, 1)										0	0	0	0	0	0	0
77 Jason Heyward, L (7, PH) OBP: 0.375, SLG: 0.448										2	1	1	0	0	0	2
(7, 9)																
Inning Stats	R: 0 E: 0 K: 2 S: 7 H: 0 LOB: 0 BB: 0 P: 7	R: 0 E: 0 K: 0 S: 3 H: 1 LOB: 0 BB: 0 P: 3	R: 0 E: 0 K: 0 S: 3 H: 1 LOB: 0 BB: 0 P: 3	R: 0 E: 0 K: 0 S: 4 H: 1 LOB: 1 BB: 0 P: 4	R: 1 E: 0 K: 1 S: 7 H: 2 LOB: 1 BB: 0 P: 7	R: 4 E: 0 K: 0 S: 8 H: 4 LOB: 0 BB: 0 P: 9	R: 1 E: 0 K: 2 S: 10 H: 3 LOB: 2 BB: 0 P: 10	R: 0 E: 0 K: 0 S: 4 H: 1 LOB: 2 BB: 1 P: 8	R: 1 E: 0 K: 0 S: 4 H: 2 LOB: 1 BB: 1 P: 8	1B: 10 2B: 4 3B: 0 HR: 1 SF: 0 SAC: 0 DP: 3 HBP: 0							

	AB	39
	R	7
	H	15
	RBI	6
	BB	2
	SO	5
	LOB	16

WP: 0 PB: 0 SB: 1 CS: 0 PA: 41

PITCHER		IP	WLS	BF	H	R	ER	SO	BB	IBB	HBP	BLK	WP	HR	S	P	ERA	WHIP
61 Livan Hernandez, R ERA: 3.07	(1, 1)	5.0		18	5	1	1	3	0	0	0	0	0	0	24	24	1.80	1.000
56 Freddy Garcia, R ERA: 16.71	(6, 1)	2.0	L	13	7	5	5	2	0	0	0	0	0	1	18	19	22.50	3.500
92 Ron Villone, L ERA:	(8, 1)	1.0		5	1	0	0	0	1	0	0	0	0	0	4	8	0.00	2.000
65 Kyle Snyder, R ERA: 3.86	(9, 1)	1.0		5	2	1	1	0	1	0	0	0	0	0	4	8	9.00	3.000

PITCHER	IP	WLS	BF	H	R	ER	SO	BB	IBB	HBP	BLK	WP	HR	S	P	ERA	WHIP

Batter	1	2	3	4	5	6	7	8	9	AB	R	H	RBI	BB	SO	LOB
7 José Reyes, S (1, 6) OBP: 0.278, SLG: 0.563	E4 17 HR	L8			1 S 1B		G6-3		L4	4	1	1	0	0	0	1
92 Ron Villone, L (8, 1)										0	0	0	0	0	0	0
12 Cory Sullivan, L (9, 9) OBP: 0.372, SLG: 0.351										1	0	0	0	0	0	1
1 Luis Castillo, S (1, 4) OBP: 0.500, SLG: 0.500	F7		28 WP BB		1-2 K			19 G6-3 90 1B 1B	3-H HR	3	0	1	0	1	1	2
10 Andy Green, R (9, 4) OBP: 0.391, SLG: 0.436										1	1	1	2	0	0	0
28 Daniel Murphy, L (1, 7) OBP: 0.426, SLG: 0.500	F7		F7 1-2		G5-3			19 G6-3 1-2 1B	17 BB	3	0	0	0	0	0	3
56 Freddy Garcia, R (6, 1)										0	0	0	0	0	0	0
90 Ramon Martinez, R (8, 6) OBP: 0.250, SLG: 0.286										1	0	1	0	1	0	0
17 Fernando Tatis, R (1, 5) OBP: 0.500, SLG: 0.867	1-H HR		K			19 B5-3 77 2-6-2 BB		K	1-2 BB	3	1	1	2	2	2	3
19 Ryan Church, L (1, 9) OBP: 0.362, SLG: 0.463	BB		G2-3			B5-3 1-2		G6-3 1-2 2-3	G6-3	3	0	0	0	1	0	4
65 Kyle Snyder, S (9, 1)										0	0	0	0	0	0	0
11 Ramon Castro, R (9, PH) OBP: 0.222, SLG: 0.529										1	0	0	0	0	0	2
6 Nick Evans, R (1, 3) OBP: 0.358, SLG: 0.511	F9			G6-3		K		BB		3	0	0	0	1	1	2
18 Jeremy Reed, L (1, 8) OBP: 0.444, SLG: 0.538		61 S 61 1B 1B		K2-3		BB		F7		3	0	1	0	1	1	3
77 René Rivera, R (1, 2) OBP: 0.357, SLG: 0.786		K		G6-3		2-6-2 2-H	G4-3		62 WP 62 PB 10 HR HBP	2	0	0	0	0	1	1
76 Omir Santos, R (7, 2) OBP: 0.100, SLG: 0.100										1	0	0	0	0	0	0
99 Jose Valentin, S (9, PH) OBP: 0.263, SLG: 0.343										0	1	0	0	0	0	0
61 Livan Hernandez, R (1, 1) OBP: 0.400, SLG: 0.400		1-H 1B			K		K		P4 1-3	1	0	1	0	0	0	0
9 Marlon Anderson, L (5, PH) OBP: 0.308, SLG: 0.385										1	0	0	0	0	1	0
(6, 7)																
62 Bobby Kielty, S (7, PH) OBP: 0.333, SLG: 0.471										2	0	0	0	0	1	1
(8, 7)																
Inning Stats	R: 2 E: 1 K: 0 S: 5 H: 1 LOB: 1 BB: 1 P: 10	R: 0 E: 0 K: 1 S: 6 H: 2 LOB: 1 BB: 0 P: 7	R: 0 E: 0 K: 1 S: 5 H: 0 LOB: 1 BB: 1 P: 10	R: 0 E: 0 K: 1 S: 5 H: 0 LOB: 0 BB: 0 P: 5	R: 0 E: 0 K: 1 S: 8 H: 1 LOB: 1 BB: 0 P: 8	R: 0 E: 0 K: 2 S: 4 H: 0 LOB: 2 BB: 2 P: 13	R: 0 E: 0 K: 1 S: 5 H: 0 LOB: 0 BB: 0 P: 5	R: 0 E: 0 K: 1 S: 7 H: 2 LOB: 3 BB: 1 P: 11	R: 2 E: 0 K: 0 S: 5 H: 1 LOB: 2 BB: 2 P: 17	1B: 5 2B: 0 3B: 0 HR: 2	SF: 0 SAC: 0 DP: 0 HBP: 1						

PITCHER		IP	WLS	BF	H	R	ER	SO	BB	IBB	HBP	BLK	WP	HR	S	P	ERA	WHIP
73 Tommy Hanson, R ERA: 2.45	(1, 1)	4.0		17	3	2	0	3	2	0	0	0	1	1	21	32	0.00	1.250
56 Blaine Boyer, R ERA:	(5, 1)	2.0	W	9	1	0	0	3	2	0	0	0	0	0	12	21	0.00	1.500
34 Eric O'Flaherty, L ERA: 1.59	(7, 1)	1.2		7	2	0	0	2	0	0	0	0	0	0	11	11	0.00	1.200
74 Rafael Cruz, R ERA:	(8, 1)	0.1	H	2	0	0	0	0	1	0	0	0	0	0	1	5	0.00	3.000
Zach Schreiber, R ERA: 8.1	(9, 1)	1.0		7	1	2	2	0	2	0	1	0	1	1	5	17	18.00	3.000

PITCHER	IP	WLS	BF	H	R	ER	SO	BB	IBB	HBP	BLK	WP	HR	S	P	ERA	WHIP

BOTTOM

Atlanta Braves @ New York Mets

Tradition Field, Port St. Lucie, FL

Wed Mar 18 2009, 1:10 PM EDT

Att. 5,279 - Partly Cloudy - 75 F

livebaseballscorecards.com

AB	33
R	4
H	7
RBI	4
BB	7
SO	8
LOB	23

1B: 5 SF: 0
2B: 0 SAC: 0
3B: 0 DP: 0
HR: 2 HBP: 1

WP: 2 PA: 41
PB: 1
SB: 2
CS: 0

Detroit Tigers @ Atlanta Braves

Champion Stadium, Lake Buena Vista, FL

Thu Mar 19 2009, 7:05 PM EDT

Att. 9,721 - Partly Cloudy - 73 F

TOP

livebaseballscorecards.com

Batter	1	2	3	4	5	6	7	8	9	AB	R	H	RBI	BB	SO	LOB
15 Brandon Inge, R (1, 5) OBP: 0.400, SLG: 0.559	HR		K		G3		BB		F9	3	1	1	1	1	1	2
39 Ramon Santiago, S (7, 5) OBP: 0.400, SLG: 0.444 (8, 6)					1-2 2-3		1-2			1	0	0	0	0	0	0
14 Placido Polanco, R (1, 4) OBP: 0.318, SLG: 0.316	K2-3		G6-3		HBP		K		G3	2	0	0	0	0	1	0
66 Will Rhymes, L (5, PR) OBP: 0.250, SLG: 0.563 (5, 4)										2	0	0	0	0	1	2
77 Timo Perez, L (1, 7) OBP: 0.385, SLG: 0.667	P6			BB	G4-3		K			2	0	0	0	1	0	3
74 Ryan Perry, R (5, 1)				19 S						0	0	0	0	0	0	0
Andy Dirks, L (7, PH)										1	0	0	0	0	1	2
59 Juan Rincon, R (7, 1)										0	0	0	0	0	0	0
50 Clay Rapada, R (8, 1)										0	0	0	0	0	0	0
19 Jeff Larish, L (1, 3) OBP: 0.356, SLG: 0.474	F7			K 1-2		K	P5			3	0	0	0	0	2	1
62 Don Kelly, L (7, PH) OBP: 0.250, SLG: 0.389 (7, 3)										1	0	0	0	0	0	2
12 Gerald Laird, R (1, 2) OBP: 0.407, SLG: 0.640		25 G5-3 4 1B 1B		K		27 1B 25 SF7 1B		G4-3		3	1	2	0	0	1	1
61 Dane Sardinha, R (7, 2) OBP: 0.400, SLG: 0.400										1	0	0	0	0	0	0
27 Brent Clevlen, R (1, 8) OBP: 0.349, SLG: 0.378		K		G6-3		1-3 1B		25 FC6-4 1B		3	0	1	0	0	1	2
54 Kyle Peter, L (7, 8) OBP: 1.000, SLG: 1.000										1	0	1	0	0	0	0
25 Ryan Raburn, R (1, 9) OBP: 0.292, SLG: 0.200		G5-3 1-2			G6-3	SF7 3-H		FC6-4 1-2f		3	0	0	1	0	0	2
4 Adam Everett, R (1, 6) OBP: 0.237, SLG: 0.351		2-H 1B			15 G3 2B	F9		P4		3	0	2	0	0	0	1
72 Scott Sizemore, R (8, PH) OBP: 0.200, SLG: 0.800 (8, 5)										1	0	0	0	0	0	1
38 Jeremy Bonderman, R (1, 1)			K		15 G3 BB		15 BB 1B		L9	0	0	0	0	0	0	0
34 Clete Thomas, L (3, PH) OBP: 0.240, SLG: 0.238										1	0	0	0	0	1	0
21 Dontrelle Willis, L (3, 1)										0	0	0	0	1	0	0
60 Wilkin Ramirez, R (5, 7) OBP: 0.381, SLG: 0.550										2	0	1	0	0	0	0
Inning Stats	R: 1 E: 0 K: 1 S: 7 H: 1 LOB: 0 BB: 0 P: 8	R: 0 E: 0 K: 1 S: 6 H: 2 LOB: 2 BB: 0 P: 6	R: 0 E: 0 K: 2 S: 7 H: 0 LOB: 0 BB: 0 P: 7	R: 0 E: 0 K: 2 S: 7 H: 0 LOB: 1 BB: 1 P: 11	R: 0 E: 0 K: 0 S: 4 H: 1 LOB: 3 BB: 1 P: 9	R: 1 E: 0 K: 1 S: 7 H: 2 LOB: 1 BB: 0 P: 7	R: 0 E: 0 K: 2 S: 9 H: 1 LOB: 2 BB: 1 P: 13	R: 0 E: 0 K: 0 S: 4 H: 1 LOB: 1 BB: 0 P: 4	R: 0 E: 0 K: 0 S: 3 H: 0 LOB: 0 BB: 0 P: 3	1B: 6 2B: 1 3B: 0 HR: 1 SF: 1 SAC: 0 DP: 0 HBP: 1						

	AB	33
	R	2
	H	8
	RBI	2
	BB	3
	SO	9
	LOB	19

WP: 0 PB: 0 SB: 1 CS: 0 PA: 38

PITCHER		IP	WLS	BF	H	R	ER	SO	BB	IBB	HBP	BLK	WP	HR	S	P	ERA	WHIP
33 Javier Vazquez, R ERA: 1.93	(1, 1)	4.2	W	19	4	1	1	6	2	0	0	0	0	1	30	39	1.93	1.286
30 Jeff Bennett, R ERA: 10.8	(5, 1)	1.1	H	7	2	1	1	1	0	0	1	0	0	0	8	9	6.75	1.500
Rafael Soriano, R ERA:	(7, 1)	1.0	H	5	1	0	0	2	1	0	0	0	0	0	9	13	0.00	2.000
36 Boone Logan, L ERA: 1.8	(8, 1)	1.0	H	4	1	0	0	0	0	0	0	0	0	0	4	4	0.00	1.000
Jerome Gamble, R ERA:	(9, 1)	1.0	S	3	0	0	0	0	0	0	0	0	0	0	3	3	0.00	0.000

PITCHER	IP	WLS	BF	H	R	ER	SO	BB	IBB	HBP	BLK	WP	HR	S	P	ERA	WHIP

Detroit Tigers @ Atlanta Braves

Champion Stadium, Lake Buena Vista, FL

Thu Mar 19 2009, 7:05 PM EDT
Att. 9,721 - Partly Cloudy - 73 F

livebaseballscorecards.com

BOTTOM

Batter	1	2	3	4	5	6	7	8	9	AB	R	H	RBI	BB	SO	LOB
64 Jordan Schafer, L (1, 8) OBP: 0.417, SLG: 0.588	G1-3	G3-1		G4-6-3 1-2f		BBB 4-0 4 S BB		P3		3	0	0	0	1	0	3
87 Reid Gorecki, R (7, 8) OBP: 0.455, SLG: 0.700										1	0	0	0	0	0	0
4 Omar Infante, R (1, 5) OBP: 0.366, SLG: 0.641	G4-3 2 2B		P4	3B		B 1-0 G6-3 1-2		68 2B 1B		4	0	2	0	0	0	1
Rafael Soriano, R (7, 1)										0	0	0	0	0	0	0
36 Boone Logan, R (8, 1)										0	0	0	0	0	0	0
14 Martín Prado, R (8, PH) OBP: 0.400, SLG: 0.500										1	0	1	0	0	0	0
Jerome Gamble, R (9, 1)										0	0	0	0	0	0	0
2 Kelly Johnson, L (1, 4) OBP: 0.333, SLG: 0.375	G4-3 2-3		G4-3	L1-3		F7		1-3 2B		3	0	0	0	0	0	2
68 Brooks Conrad, S (5, 4) OBP: 0.185, SLG: 0.269										2	0	1	0	0	0	1
20 Greg Norton, S (1, 3) OBP: 0.433, SLG: 0.542	BBB 4-0 BB		7 BB 19 2B 1B		7 2B 23 FC6-5 1B		F9	G1-6-3		2	2	2	0	1	0	0
76 Freddie Freeman, L (6, 3) OBP: 0.258, SLG: 0.333										2	0	0	0	0	0	3
7 Jeff Francoeur, R (1, 9) OBP: 0.405, SLG: 0.371	F8		BBB 4-0 19 2B 23 1B 1-2 BB		23 FC6-5 1-3 2B		27 1B 1B	SSS K		2	1	1	0	1	0	2
77 Jason Heyward, L (6, 9) OBP: 0.382, SLG: 0.452										2	0	1	0	0	1	2
19 Yunel Escobar, R (1, 6) OBP: 0.364, SLG: 0.306		G6-3	23 1B 1-3 2-H 2B		SSC K		SSC K			3	1	1	1	0	1	2
63 Diory Hernandez, R (6, 6) OBP: 0.310, SLG: 0.308										1	0	0	0	0	1	1
(7, 5)																
23 Matt Diaz, R (1, 7) OBP: 0.432, SLG: 0.600		33 SH1-4 8 WP 1B	2-H 3-H 1B		FC6-5 8 E 8 1B 2-3 3-H		K			3	1	2	3	0	0	1
28 Brandon Jones, L (6, 7) OBP: 0.417, SLG: 0.500										1	0	0	0	0	1	1
8 David Ross, R (1, 2) OBP: 0.192, SLG: 0.320	BBBB 4-0 33 SH1-4 1-2 BB		L8		1 SAFE 1-H 1B		1-2 1B			2	0	1	1	1	0	1
27 J.C. Boscan, R (6, 2) OBP: 0.455, SLG: 0.444										1	0	1	0	0	0	0
33 Javier Vazquez, R (1, 1)		SH1-4 1-2 2-3		BBB 4-0 64 G4-6-3 BB	SSS K		SSS K			0	0	0	0	1	0	0
30 Jeff Bennett, R (5, 1)										1	0	0	0	0	1	1
75 Brandon Hicks, R (7, 6) OBP: 0.364, SLG: 0.474										1	0	0	0	0	1	2
Inning Stats	R: 0 H: 1 E: 0 LOB: 2 K: 0 BB: 1 S: 4 P: 8	R: 0 H: 1 E: 0 LOB: 2 K: 0 BB: 1 S: 4 P: 8	R: 3 H: 3 E: 0 LOB: 1 K: 0 BB: 1 S: 6 P: 10	R: 0 H: 1 E: 0 LOB: 1 K: 0 BB: 1 S: 3 P: 7	R: 2 H: 3 E: 1 LOB: 1 K: 2 BB: 0 S: 10 P: 10	R: 0 H: 0 E: 0 LOB: 1 K: 0 BB: 1 S: 3 P: 8	R: 0 H: 2 E: 0 LOB: 2 K: 3 BB: 0 S: 11 P: 11	R: 0 H: 2 E: 0 LOB: 2 K: 1 BB: 0 S: 7 P: 7		1B: 8 SF: 0 2B: 4 SAC: 1 3B: 1 DP: 1 HR: 0 HBP: 0						

	AB	35
	R	5
	H	13
	RBI	5
	BB	5
	SO	6
	LOB	23

WP: 1 PA: 41
PB: 0
SB: 1
CS: 0

PITCHER		IP	WLS	BF	H	R	ER	SO	BB	IBB	HBP	BLK	WP	HR	S	P	ERA	WHIP
38 Jeremy Bonderman, R ERA:	(1, 1)	2.0		10	2	0	0	0	2	0	0	0	1	0	8	16	0.00	2.000
21 Dontrelle Willis, L ERA: 12.46	(3, 1)	2.2	L	16	7	5	4	1	2	0	0	0	0	0	16	24	13.50	3.375
74 Ryan Perry, R ERA:	(5, 1)	1.1		5	0	0	0	1	1	0	0	0	0	0	6	11	0.00	0.750
59 Juan Rincon, R ERA:	(7, 1)	1.0		5	2	0	0	3	0	0	0	0	0	0	11	11	0.00	2.000
50 Clay Rapada, L ERA:	(8, 1)	1.0		5	2	0	0	1	0	0	0	0	0	0	7	7	0.00	2.000

PITCHER	IP	WLS	BF	H	R	ER	SO	BB	IBB	HBP	BLK	WP	HR	S	P	ERA	WHIP

Batter	1	2	3	4	5	6	7	8	9	10	AB	R	H	RBI	BB	SO	LOB
1 Emilio Bonifácio, S (1, 5) OBP: 0.327, SLG: 0.423	F9		21 G4-6-3 1B		K2-3		G6-3 1-2		E6 73 SH5-4 59 1B 49 1B	59 SH5-4 25 1B 1B 1-2	6	2	2	0	0	1	1
21 John Baker, L (1, 2) OBP: 0.433, SLG: 0.407	F8		G4-6-3 1-2f		G4-3		1B		73 SH5-4 49 1B 1B 1-2	SH5-4 1-2 2-3	4	0	1	0	0	0	1
59 Brett Hayes, R (8, 2) OBP: 0.471, SLG: 0.529											1	1	1	0	0	0	0
27 Jeremy Hermida, L (1, 7) OBP: 0.442, SLG: 0.657	3 1B 12 2B 1B		G6-3		G4-3		F8		SH5-4 1-2 2-3	SF8 3-H	4	1	1	0	0	0	1
46 Juan Carlos Oviedo, R (7, 1)											0	0	0	0	0	0	0
60 Carlos Martinez, R (8, 1)											0	0	0	0	0	0	0
73 John Raynor, R (9, PH) (9, 7) OBP: 0.188, SLG: 0.267											0	0	0	1	0	0	0
3 Jorge Cantu, R (1, 3) OBP: 0.357, SLG: 0.250	12 2B 1B 1-2			L6		12 BB BB		F9	50 HBP 25 WP 1B 2-H 3-H	25 1B HBP	2	1	1	0	1	0	0
35 Burke Badenhop, R (6, 1)											0	0	0	0	0	0	0
49 Michael Ryan, L (7, 7) OBP: 0.316, SLG: 0.471											2	0	1	2	0	0	0
20 Logan Kensing, R (9, 1)											0	0	0	0	0	0	0
58 Mike Rabelo, S (10, PH) OBP: 0.278, SLG: 0.294											0	0	0	0	0	0	0
45 Frankie De La Cruz, R (10, 1)											0	0	0	0	0	0	0
12 Cody Ross, R (1, 9) OBP: 0.371, SLG: 0.419	1-H 2-H 2B			50 2B 7 3B 1B		1-2 BB		72 2B 1B	1-2	1-2 2-H 1B	2	1	2	2	1	0	0
25 Brett Carroll, R (6, PR) OBP: 0.480, SLG: 0.524											3	0	2	1	0	1	1
(6, 9)																	
72 Chris Coghlan, L (1, 4) OBP: 0.250, SLG: 0.250	G1-3			L9		F8		1-3 2B	50 HBP IBB	F8	5	0	1	0	1	0	6
50 Andy González, R (1, 6) OBP: 0.375, SLG: 0.571		G6-3		7 3B 1-3 2B		F9		K	1-2 2-3 HBP		4	1	1	0	0	1	4
7 Alejandro De Aza, L (1, 8) OBP: 0.273, SLG: 0.345		G3		2-H 3-H 3B		F9		BB	F9		4	0	1	2	1	0	5
23 Andrew Miller, L (1, 1)		K		P6			1 CS 1B	P3		59 SH5-4 1 1B 73 SF8 1B	2	0	0	0	0	1	1
18 Wes Helms, R (6, 3) OBP: 0.364, SLG: 0.355											3	1	2	0	0	0	3

Inning Stats																																
	R: 2	E: 0	K: 0	S: 6	H: 3	LOB: 1	BB: 0	P: 6	R: 0	E: 0	K: 1	S: 5	H: 0	LOB: 0	BB: 0	P: 5	R: 0	E: 0	K: 0	S: 3	H: 1	LOB: 0	BB: 0	P: 3	R: 2	E: 0	K: 0	S: 6	H: 3	LOB: 1	BB: 0	P: 6
	R: 0	E: 0	K: 1	S: 5	H: 0	LOB: 0	BB: 0	P: 5	R: 0	E: 0	K: 1	S: 5	H: 0	LOB: 0	BB: 0	P: 5	R: 0	E: 0	K: 0	S: 3	H: 0	LOB: 2	BB: 2	P: 11	R: 0	E: 0	K: 0	S: 5	H: 2	LOB: 1	BB: 0	P: 5
	R: 0	E: 0	K: 1	S: 7	H: 2	LOB: 3	BB: 1	P: 11	R: 2	E: 1	K: 1	S: 8	H: 2	LOB: 3	BB: 1	P: 14	R: 2	E: 0	K: 0	S: 6	H: 3	LOB: 2	BB: 0	P: 7	1B: 12	2B: 3	3B: 1	HR: 0	SF: 1	SAC: 2	DP: 1	HBP: 2	

PITCHER		IP	WLS	BF	H	R	ER	SO	BB	IBB	HBP	BLK	WP	HR	S	P	ERA	WHIP
32 Derek Lowe, R ERA: 3.94	(1, 1)	5.0		21	7	4	4	2	0	0	0	0	0	0	25	25	7.20	1.400
51 Michael Gonzalez, L ERA: 3.86	(6, 1)	1.0		5	0	0	0	0	2	0	0	0	0	0	3	11	0.00	2.000
38 Buddy Carlyle, R ERA:	(7, 1)	1.2		9	4	0	0	1	1	0	0	0	0	0	11	15	0.00	3.000
46 Manny Acosta, R ERA: 3.18	(8, 1)	1.1		9	2	2	1	1	0	1	1	0	1	0	9	15	6.75	1.500
70 Emiliano Fruto, R ERA: 13.5	(10, 1)	1.0	L	7	3	2	2	0	0	0	1	0	0	0	6	7	18.00	3.000

PITCHER	IP	WLS	BF	H	R	ER	SO	BB	IBB	HBP	BLK	WP	HR	S	P	ERA	WHIP

TOP

Florida Marlins @ Atlanta Braves

Champion Stadium, Lake Buena Vista, FL

Fri Mar 20 2009, 1:05 PM EDT
Att. 6,667 - Partly Cloudy - 80 F

livebaseballscorecards.com

AB	42
R	8
H	16
RBI	8
BB	4
SO	4
LOB	23

WP: 1 PA: 51
PB: 0
SB: 0
CS: 1

Batter	1	2	3	4	5	6	7	8	9	10	AB	R	H	RBI	BB	SO	LOB
Josh Anderson, L (1, 8) OBP: 0.295, SLG: 0.465	P1		4 G4-6-3 1B		4 G4-6-3 1B		BBBB 4-0 28 1B 28 1B BB		F7		4	0	2	0	1	0	0
70 Emiliano Fruto, R (10, 1)											0	0	0	0	0	0	0
4 Omar Infante, R (1, 4) OBP: 0.341, SLG: 0.595	F8		G4-6-3 1-2f		G4-6-3 1-2f		1-H 2-H 1B		F8		3	0	0	0	0	0	2
51 Michael Gonzalez, R (6, 1)											0	0	0	0	0	0	0
28 Brandon Jones, L (7, 7) OBP: 0.421, SLG: 0.500											2	0	1	1	0	0	0
19 Yunel Escobar, R (1, 6) OBP: 0.383, SLG: 0.359	2B		F9			23 G6-4-3 76 1B 1B	F8		1B		3	0	2	0	0	0	0
63 Diory Hernandez, R (7, 6) OBP: 0.300, SLG: 0.296											1	0	0	0	0	0	1
46 Manny Acosta, R (8, 1)											0	0	0	0	0	0	0
64 Jordan Schafer, L (9, PH) OBP: 0.432, SLG: 0.600 (10, 8)											1	0	1	0	0	0	0
20 Greg Norton, S (1, 3) OBP: 0.406, SLG: 0.500	SSS K			F8		23 G6-4-3 1-2 1B		SSS K	SSS K		2	0	0	0	0	1	1
76 Freddie Freeman, L (5, 3) OBP: 0.265, SLG: 0.333											3	0	1	0	0	2	1
23 Matt Diaz, R (1, 7) OBP: 0.425, SLG: 0.632		G5-3		14 G3 3B		G6-4-3 1-2f 2-3		G1-3		G4-3	3	1	1	0	0	0	2
38 Buddy Carlyle, L (7, 1)											0	0	0	0	0	0	0
88 Javier Guzman, S (8, 6)											2	0	0	0	0	0	0
14 Martín Prado, R (1, 5) OBP: 0.378, SLG: 0.452		G6-3		G3 3-H		P1		BBBB 4-0 77 HR BB		G3	4	1	0	1	1	0	1
77 Jason Heyward, L (1, 9) OBP: 0.410, SLG: 0.543		8 BB 1B		L7			BBBB 4-0 69 2B BB	SX 0-1 1-H HR		F8	4	2	2	2	1	0	0
8 David Ross, R (1, 2) OBP: 0.250, SLG: 0.462		BBBB 4-0 1-2 BB			SBX 1-1 HR		X 0-0 28 1B 1-H 2B	X 0-0 1B			1	1	1	1	1	0	0
69 Alvin Colina, R (6, 2) OBP: 0.400, SLG: 0.556											2	1	2	1	0	0	0
32 Derek Lowe, R (1, 1) OBP: 0.250, SLG: 0.250		CCC 0-3 K			X 0-0 F7		SSS 0-3 K	X 0-0 P4			1	0	0	0	0	1	2
81 Joe Borchard, S (5, PH) OBP: 0.500, SLG: 1.000											1	0	0	0	0	0	0
68 Brooks Conrad, S (6, 4) OBP: 0.172, SLG: 0.250											2	0	0	0	0	1	2
Inning Stats	R: 0 E: 0 K: 1 S: 6 H: 1 LOB: 1 BB: 0 P: 6	R: 0 E: 0 K: 1 S: 6 H: 1 LOB: 2 BB: 1 P: 10	R: 0 E: 0 K: 0 S: 3 H: 1 LOB: 0 BB: 0 P: 3	R: 1 E: 0 K: 0 S: 4 H: 1 LOB: 0 BB: 0 P: 4	R: 1 E: 0 K: 0 S: 5 H: 2 LOB: 0 BB: 0 P: 6	R: 0 E: 0 K: 0 S: 4 H: 2 LOB: 1 BB: 0 P: 4	R: 2 E: 0 K: 1 S: 6 H: 2 LOB: 1 BB: 2 P: 14	R: 2 E: 0 K: 1 S: 8 H: 2 LOB: 1 BB: 1 P: 12	R: 0 E: 0 K: 1 S: 6 H: 1 LOB: 1 BB: 0 P: 6	R: 0 E: 0 K: 0 S: 3 H: 0 LOB: 0 BB: 0 P: 3	1B: 8 2B: 2 3B: 1 HR: 2	SF: 0 SAC: 0 DP: 3 HBP: 0					

PITCHER		IP	WLS	BF	H	R	ER	SO	BB	IBB	HBP	BLK	WP	HR	S	P	ERA	WHIP
23 Andrew Miller, L ERA: 7.82	(1, 1)	5.0		20	6	2	2	2	1	0	0	0	0	1	24	29	3.60	1.400
35 Burke Badenhop, R ERA:	(6, 1)	1.0	H	4	2	0	0	0	0	0	0	0	0	0	4	4	0.00	2.000
46 Juan Carlos Oviedo, R ERA: 7.2	(7, 1)	1.0	B	6	2	2	2	1	2	0	0	0	0	0	6	14	18.00	4.000
60 Carlos Martinez, R ERA: 4.26	(8, 1)	1.0		6	2	2	2	1	1	0	0	0	0	1	8	12	18.00	3.000
20 Logan Kensing, R ERA: 3.0	(9, 1)	1.0	W	4	1	0	0	1	0	0	0	0	0	0	6	6	0.00	1.000

PITCHER		IP	WLS	BF	H	R	ER	SO	BB	IBB	HBP	BLK	WP	HR	S	P	ERA	WHIP
45 Frankie De La Cruz, R ERA: 2.08	(10, 1)	1.0	S	3	0	0	0	0	0	0	0	0	0	0	3	3	0.00	0.000

BOTTOM

Florida Marlins @ Atlanta Braves

Champion Stadium, Lake Buena Vista, FL

Fri Mar 20 2009, 1:05 PM EDT

Att. 6,667 - Partly Cloudy - 80 F

livebaseballscorecards.com

AB	39
R	6
H	13
RBI	6
BB	4
SO	5
LOB	12

WP: 0 PB: 0 SB: 0 CS: 0 PA: 43

New York Mets @ Atlanta Braves

Champion Stadium, Lake Buena Vista, FL

Sat Mar 21 2009, 1:05 PM EDT

Att. 10,333 - Partly Cloudy - 75 F

TOP

livebaseballscorecards.com

Batter	1	2	3	4	5	6	7	8	9	AB	R	H	RBI	BB	SO	LOB
3 Alex Cora, L (1, 6) OBP: 0.278, SLG: 0.250	F7		L5			F7		2B		3	0	0	0	0	0	0
Fernando Nieve, R (6, 1)										0	0	0	0	0	0	0
Jésus Feliciano, L (7, 8) OBP: 1.000, SLG: 2.000										1	0	1	0	0	0	0
10 Andy Green, R (1, 4) OBP: 0.377, SLG: 0.400	F7		P4			P2		F7		4	0	0	0	0	0	1
28 Daniel Murphy, L (1, 7) OBP: 0.410, SLG: 0.509	K			G6-3			L8		G4-3	3	0	0	0	0	1	0
12 Cory Sullivan, L (7, 7) OBP: 0.320, SLG: 0.295										1	0	0	0	0	0	0
6 Nick Evans, R (1, 3) OBP: 0.364, SLG: 0.600		L4		G4-3			62 1B 3B		F9	4	1	1	0	0	0	0
62 Bobby Kielty, S (1, 8) OBP: 0.383, SLG: 0.488		19 1B 1B		19 CS 1B			19 1B 3-H 1B		G4-3	4	0	3	1	0	0	0
(7, 9)																
19 Ryan Church, L (1, 9) OBP: 0.380, SLG: 0.477		1-3 1B		CS 1-2	P6		95 CS 1-3 1B			3	0	2	0	0	0	0
92 Ron Villone, L (7, 1)										0	0	0	0	0	0	0
27 Nelson Figueroa, R (8, 1)										0	0	0	0	0	0	0
95 Eric Campbell, R (1, 5)		P6			G6-3		F8 1-2			3	0	0	0	0	0	4
78 Josh Thole, L (1, 2) OBP: 0.462, SLG: 0.300		G4-3			G3			E5 76 G6-3		2	0	0	0	0	0	2
89 Jonathan Malo, R (6, 6)										1	0	0	0	0	0	0
33 John Maine, R (1, 1) OBP: 0.250, SLG: 0.250			G1-3			G5-3		G6-3 1-2f		1	0	0	0	0	0	0
97 Roy Merritt, L (5, 1)										0	0	0	0	0	0	0
77 René Rivera, R (6, PH) OBP: 0.294, SLG: 0.647										1	0	0	0	0	0	0
76 Omir Santos, R (6, 2) OBP: 0.091, SLG: 0.091										1	0	0	0	0	0	1

Inning Stats	1	2	3	4	5	6	7	8	9
R:	0	0	0	0	0	0	1	0	0
H:	0	2	0	1	0	0	3	1	0
E:	0	0	0	0	0	0	0	1	0
LOB:	0	2	0	0	0	0	1	1	0
K:	1	0	0	0	0	0	0	0	0
BB:	0	0	0	0	0	0	0	0	0
S:	5	5	3	4	3	3	6	4	3
P:	5	5	3	4	3	3	6	4	3

AB	32
R	1
H	7
RBI	1
BB	0
SO	1
LOB	8

1B:	5
2B:	1
3B:	1
HR:	0
SF:	0
SAC:	0
DP:	1
HBP:	0

WP:	0
PB:	0
SB:	0
CS:	2
PA:	33

PITCHER		IP	WLS	BF	H	R	ER	SO	BB	IBB	HBP	BLK	WP	HR	S	P	ERA	WHIP
47 Tom Glavine, L ERA:	(1, 1)	3.0	W	11	2	0	0	1	0	0	0	0	0	0	13	13	0.00	0.667
72 Kris Medlen, R ERA: 1.5	(4, 1)	1.0		3	1	0	0	0	0	0	0	0	0	0	4	4	0.00	1.000
57 Jorge Campillo, R ERA: 7.2	(5, 1)	3.0	H	11	3	1	1	0	0	0	0	0	0	0	12	12	3.00	1.000
58 Peter Moylan, R ERA: 2.25	(8, 1)	1.0		4	1	0	0	0	0	0	0	0	0	0	4	4	0.00	1.000
56 Blaine Boyer, R ERA:	(9, 1)	1.0		3	0	0	0	0	0	0	0	0	0	0	3	3	0.00	0.000

PITCHER		IP	WLS	BF	H	R	ER	SO	BB	IBB	HBP	BLK	WP	HR	S	P	ERA	WHIP

New York Mets @ Atlanta Braves

Champion Stadium, Lake Buena Vista, FL

Sat Mar 21 2009, 1:05 PM EDT
Att. 10,333 - Partly Cloudy - 75 F

BOTTOM

Batter	1	2	3	4	5	6	7	8	9	AB	R	H	RBI	BB	SO	LOB
64 Jordan Schafer, L (1, 8) OBP: 0.429, SLG: 0.564	CCC 0-3 ① K	SSS 0-3 ② K	BBBB 4-0 BB				x 0-0 19 F9 28 1B 1-2 1B	x 0-0 ① F8		4	1	1	0	1	2	3
19 Yunel Escobar, R (1, 6) OBP: 0.365, SLG: 0.341	x 0-0 ② G1-3	x 0-0 28 BB 7 E 1-2 2 BB 1B	x 0-0 ③ F8				x 0-0 ① F9 1-2 2-3	x 0-0 ② G1-3		5	1	1	0	0	0	6
2 Kelly Johnson, L (1, 4) 58 Peter Moylan, R (8, 1) Josh Anderson, L (8, PH) OBP: 0.311, SLG: 0.545 56 Blaine Boyer, R (9, 1)	x 0-0 ③ F7	BBBB 4-0 28 BB 7 E 1-2 2-3 BB			x 0-0 ① P6		x 0-0 ② SF7 3-H	B x 1-0 2-H 3-H HR		2 0 1 0	1 0 1 0	0 0 1 0	1 0 3 0	1 0 0 0	0 0 0 0	0 0 0 0
28 Brandon Jones, L (1, 7) OBP: 0.442, SLG: 0.500		x 0-0 7 1B 76 SF8 1B	BBBB 4-0 7 E 1-2 2-3 3-H BB		x 0-0 ② F7		x 0-0 2-H 1B	x 0-0 ③ G4-3		4	2	2	2	1	0	0
7 Jeff Francoeur, R (1, 9) OBP: 0.422, SLG: 0.421 77 Jason Heyward, L (6, 9) OBP: 0.400, SLG: 0.528		x 0-0 4 CS 1-3 1B	x 0-0 E6 1-H 2-H 3-H 2B		x 0-0 ③ L8		x 0-0 ③ G3			3 1	0 0	2 0	3 0	0 0	0 0	0 1
76 Freddie Freeman, L (1, 3) OBP: 0.263, SLG: 0.361		x 0-0 ① SF8 3-H	x 0-0 ③ G4-3			x 0-0 ① F7		x 0-0 27 BB 68 2B 2B		3	1	1	1	0	0	1
4 Omar Infante, R (1, 5) OBP: 0.326, SLG: 0.568 63 Diory Hernandez, R (5, 5) OBP: 0.313, SLG: 0.286	1 SAFE x	x 0-0 ② ③ F9 1-2		x 0-0 ① G5-3		x 0-0 ② F8		BBBB 4-0 27 BB 68 2B BB		2 1	0 1	0 1	0 0	0 1	0 0	1 0
8 David Ross, R (1, 2) OBP: 0.258, SLG: 0.448 27 J.C. Boscan, R (8, 2) OBP: 0.500, SLG: 0.444		x 0-0 2 BB 19 1B 28 BB 1B	x 0-0 ② F7			SSS 0-3 ③ K		B BBBB 4-0 68 2B 1-2 2-3 HR BB		3 0	1 1	1 0	0 0	0 1	1 0	0 0
47 Tom Glavine, L (1, 1) 72 Kris Medlen, S (4, 1) 20 Greg Norton, S (4, PH) OBP: 0.424, SLG: 0.556 57 Jorge Campillo, R (5, 1) 23 Matt Diaz, R (7, PH) OBP: 0.439, SLG: 0.641 68 Brooks Conrad, S (8, 4) OBP: 0.200, SLG: 0.310		x 0-0 ① B5	x 0-0 2B				x 0-0 19 F9 64 1B 2 SF7 1B	x 0-0 1-3 2-H 3-H HR 2B		1 0 1 0 1 1	0 0 0 0 1 1	0 0 1 0 1 1	0 0 0 0 0 2	0 0 0 0 0 0	0 0 0 0 0 0	1 0 0 0 0 0
Inning Stats	R: 0 E: 0 K: 1 S: 5 H: 0 LOB: 0 BB: 0 P: 5	R: 1 E: 0 K: 0 S: 4 H: 2 LOB: 0 BB: 0 P: 4	R: 4 E: 1 K: 1 S: 8 H: 3 LOB: 1 BB: 2 P: 16	R: 0 E: 0 K: 0 S: 4 H: 1 LOB: 2 BB: 1 P: 8	R: 0 E: 0 K: 0 S: 3 H: 0 LOB: 0 BB: 0 P: 3	R: 0 E: 0 K: 1 S: 5 H: 0 LOB: 0 BB: 0 P: 5	R: 2 E: 0 K: 0 S: 6 H: 3 LOB: 1 BB: 0 P: 6	R: 5 E: 0 K: 0 S: 6 H: 3 LOB: 0 BB: 2 P: 15		1B: 7 2B: 4 3B: 0 HR: 1	SF: 2 SAC: 0 DP: 0 HBP: 0			WP: 0 PB: 0 SB: 0 CS: 1	PA: 40		

	AB	33
	R	12
	H	12
	RBI	12
	BB	5
	SO	3
	LOB	13

livebaseballscorecards.com

PITCHER		IP	WLS	BF	H	R	ER	SO	BB	IBB	HBP	BLK	WP	HR	S	P	ERA	WHIP
33 John Maine, R ERA: 10.38	(1, 1)	4.0	L	20	6	5	5	2	3	0	0	0	0	0	21	33	11.25	2.250
97 Roy Merritt, L ERA: 6.75	(5, 1)	1.0		3	0	0	0	0	0	0	0	0	0	0	3	3	0.00	0.000
Fernando Nieve, R ERA: 8.1	(6, 1)	1.0		3	0	0	0	1	0	0	0	0	0	0	5	5	0.00	0.000
92 Ron Villone, L ERA: 4.5	(7, 1)	1.0		6	3	2	2	0	0	0	0	0	0	0	6	6	18.00	3.000
27 Nelson Figueroa, R ERA: 11.25	(8, 1)	1.0		8	3	5	5	0	2	0	0	0	0	1	6	15	45.00	5.000

PITCHER		IP	WLS	BF	H	R	ER	SO	BB	IBB	HBP	BLK	WP	HR	S	P	ERA	WHIP

Atlanta Braves @ New York Mets

Tradition Field, Port St. Lucie, FL

Sun Mar 22 2009, 1:10 PM EDT

Att. 7,135 - Cloudy - 73 F

TOP

livebaseballscorecards.com

Batter	1	2	3	4	5	6	7	8	9	AB	R	H	RBI	BB	SO	LOB
Josh Anderson, L (1, 8) OBP: 0.306, SLG: 0.521	G5-3		B1-3		F8			63 G1-3 1B		4	0	1	0	0	0	1
19 Yunel Escobar, R (1, 6) OBP: 0.352, SLG: 0.326	G6-3		F9			G6-3		G1-3 1-2		2	0	0	0	0	0	0
63 Diory Hernandez, R (3, 6) OBP: 0.294, SLG: 0.267										2	0	0	0	0	0	1
2 Kelly Johnson, L (1, 4) OBP: 0.308, SLG: 0.333	K			K		G5-3		K		3	0	0	0	0	2	0
68 Brooks Conrad, S (6, 4) OBP: 0.194, SLG: 0.300										1	0	0	0	0	1	1
20 Greg Norton, S (1, 3) OBP: 0.417, SLG: 0.533		F8		P6		1B			K	3	0	1	0	0	0	0
76 Freddie Freeman, L (6, 3) OBP: 0.256, SLG: 0.351										1	0	0	0	0	1	0
7 Jeff Francoeur, R (1, 9) OBP: 0.417, SLG: 0.400		14 BB BB		G4-3		F9			G4-3	2	0	0	0	1	0	1
77 Jason Heyward, L (6, 9) OBP: 0.390, SLG: 0.514										1	0	0	0	0	0	0
23 Matt Diaz, R (1, 7) OBP: 0.422, SLG: 0.674		K			HR		B1-3		K	4	1	1	1	0	2	1
14 Martín Prado, R (1, 5) OBP: 0.375, SLG: 0.432		1-2 BB			K		F7			2	0	0	0	1	1	0
5 Clint Sammons, R (1, 2) OBP: 0.476, SLG: 0.842		K			2B		F8			2	0	1	0	0	1	2
69 Alvin Colina, R (6, 2) OBP: 0.364, SLG: 0.500										1	0	0	0	0	0	0
49 Jair Jurrjens, R (1, 1) OBP: 0.400, SLG: 0.250			K		K			L4		2	0	0	0	0	2	1
36 Boone Logan, R (5, 1)										0	0	0	0	0	0	0
34 Eric O'Flaherty, L (7, 1)										0	0	0	0	0	0	0
Jerome Gamble, R (7, 1)										0	0	0	0	0	0	0
78 Phillip Britton, R (8, PH)										1	0	0	0	0	0	0
46 Manny Acosta, R (8, 1)										0	0	0	0	0	0	0
Inning Stats	R: 0 E: 0 K: 1 S: 5 H: 0 LOB: 0 BB: 0 P: 5	R: 0 E: 0 K: 2 S: 7 H: 0 LOB: 2 BB: 2 P: 15	R: 0 E: 0 K: 1 S: 5 H: 0 LOB: 0 BB: 0 P: 5	R: 0 E: 0 K: 1 S: 5 H: 0 LOB: 0 BB: 0 P: 5	R: 1 E: 0 K: 2 S: 9 H: 2 LOB: 1 BB: 0 P: 11	R: 0 E: 0 K: 0 S: 4 H: 1 LOB: 1 BB: 0 P: 4	R: 0 E: 0 K: 0 S: 3 H: 0 LOB: 0 BB: 0 P: 3	R: 0 E: 0 K: 1 S: 6 H: 1 LOB: 1 BB: 0 P: 6	R: 0 E: 0 K: 2 S: 7 H: 0 LOB: 0 BB: 0 P: 7	1B: 2 2B: 1 3B: 0 HR: 1	SF: 0 SAC: 0 DP: 0 HBP: 0						

	AB	31
	R	1
	H	4
	RBI	1
	BB	2
	SO	10
	LOB	8

PITCHER		IP	WLS	BF	H	R	ER	SO	BB	IBB	HBP	BLK	WP	HR	S	P	ERA	WHIP
57 Johan Santana, L ERA: 4.7	(1, 1)	5.0	W	19	2	1	1	7	2	0	0	0	0	1	31	41	1.80	0.800
73 Dillon Gee, R ERA: 3.0	(6, 1)	1.0	H	4	1	0	0	0	0	0	0	0	0	0	4	4	0.00	1.000
74 Mike Antonini, L ERA:	(7, 1)	1.0	H	3	0	0	0	0	0	0	0	0	0	0	3	3	0.00	0.000
25 Pedro Feliciano, L ERA:	(8, 1)	1.0		4	1	0	0	1	0	0	0	0	0	0	6	6	0.00	1.000
50 Sean Green, R ERA: 2.7	(9, 1)	1.0		3	0	0	0	2	0	0	0	0	0	0	7	7	0.00	0.000

PITCHER		IP	WLS	BF	H	R	ER	SO	BB	IBB	HBP	BLK	WP	HR	S	P	ERA	WHIP

Atlanta Braves @ New York Mets

Traditions Field, Port St. Lucie, FL

Sun Mar 22 2009, 1:10 PM EDT

Att. 7,135 - Cloudy - 73 F

BOTTOM

Batter	1	2	3	4	5	6	7	8	9	AB	R	H	RBI	BB	SO	LOB
7 José Reyes, S (1, 6) OBP: 0.320, SLG: 0.609	G3-1		E6 1 G4-3 1B		P6	B2	FC6-4 1 1B 28 1B 1-2f			4	0	1	0	0	0	0
74 Mike Antonini, R (7, 1)										0	0	0	0	0	0	0
89 Jonathan Malo, R (7, PH)										1	1	0	0	0	0	1
(8, 4)																
1 Luis Castillo, S (1, 4) OBP: 0.490, SLG: 0.486	L6		G4-3 2-3		BBBB 4-0 28 BB 18 1B BB		28 1B 18 1B 2B 28 1B 18 2B 1-2 1B			4	3	2	0	1	0	1
25 Pedro Feliciano, L (8, 1)										0	0	0	0	0	0	0
50 Sean Green, R (9, 1)										0	0	0	0	0	0	0
28 Daniel Murphy, L (1, 7) OBP: 0.424, SLG: 0.508	F7		G6-3		BBBB 4-0 18 1B 17 1B 1-2 BB		62 1B 18 1B 17 1B 2-3 1B 18 2B 1-2 2-H 1B			4	3	2	1	1	0	1
93 Jake Eigsti, R (8, 5)										0	0	0	0	0	0	0
18 Jeremy Reed, L (1, 8) OBP: 0.491, SLG: 0.617		2B		G6-3	19 BB 17 1B 1-3 2-H 1B		17 1B 62 1B 17 E 1-2 3-H 1B 2B 1-H 2-H			5	2	4	4	0	0	0
19 Ryan Church, L (1, 9) OBP: 0.396, SLG: 0.478	CCC K			9 1B 17 G5-3 1B	BBBB 4-0 17 1B 1-2 BB		17 E 76 HR 1-2 2-3 1B G4-3			2	0	1	0	1	1	1
62 Bobby Kielty, S (7, PH) OBP: 0.388, SLG: 0.488										2	1	1	0	0	0	1
(8, 9)																
17 Fernando Tatis, R (1, 5) OBP: 0.462, SLG: 0.739	CCC K		G5-3 1-2		1-2 2-H 3-H 1B		E9 76 HR 1-2 2-H 3-H 1B	P6 76 BB 1B		4	1	2	3	0	1	2
12 Cory Sullivan, L (8, 7) OBP: 0.314, SLG: 0.289										1	0	0	0	0	0	0
9 Marlon Anderson, L (1, 3) OBP: 0.286, SLG: 0.324	BBBB 4-0 BB		G6-3 2-3 1B		G6-3		SSS K			2	0	1	0	1	0	2
73 Dillon Gee, R (6, 1)										0	0	0	0	0	0	0
3 Alex Cora, L (7, 6) OBP: 0.300, SLG: 0.278										2	0	1	0	0	1	2
77 René Rivera, R (1, 2) OBP: 0.250, SLG: 0.550	G6-3		L4		CCC K		BX 1-0 1-H 2-H HR	BBBB 4-0 6 G6-4-3 1-2 BB		3	0	0	0	0	1	4
76 Omir Santos, R (7, 2) OBP: 0.231, SLG: 0.417										1	1	1	3	1	0	0
57 Johan Santana, L (1, 1)			G3-1		CCC K	F9	89 FC6-4 1B	G6-4-3 1-2f		1	0	0	0	0	0	0
6 Nick Evans, R (5, PH) OBP: 0.357, SLG: 0.578										4	0	1	0	0	1	2
(6, 3)																
Inning Stats	R: 0 E: 0 K: 0 S: 3 H: 0 LOB: 0 BB: 0 P: 3	R: 0 E: 0 K: 2 S: 8 H: 1 LOB: 2 BB: 1 P: 12	R: 0 E: 1 K: 0 S: 4 H: 1 LOB: 1 BB: 0 P: 4	R: 0 E: 0 K: 0 S: 5 H: 2 LOB: 2 BB: 0 P: 5	R: 3 E: 0 K: 1 S: 7 H: 2 LOB: 2 BB: 3 P: 19	R: 0 E: 0 K: 1 S: 5 H: 0 LOB: 0 BB: 0 P: 5	R: 9 E: 1 K: 1 S: 15 H: 10 LOB: 1 BB: 0 P: 16	R: 0 E: 0 K: 0 S: 3 H: 1 LOB: 1 BB: 1 P: 7		1B: 13 2B: 3 3B: 0 HR: 1 SF: 0 SAC: 0 DP: 1 HBP: 0						

livebaseballscorecards.com

AB	40
R	12
H	17
RBI	11
BB	5
SO	5
LOB	17

WP: 0 PB: 0 SB: 0 CS: 0 PA: 45

PITCHER		IP	WLS	BF	H	R	ER	SO	BB	IBB	HBP	BLK	WP	HR	S	P	ERA	WHIP
49 Jair Jurrjens, R ERA: 2.66	(1, 1)	4.2		20	4	1	1	3	2	0	0	0	0	0	24	32	1.93	1.286
36 Boone Logan, L ERA: 4.26	(5, 1)	1.1	L	8	2	2	2	1	2	0	0	0	0	0	8	16	13.50	3.000
34 Eric O'Flaherty, L ERA: 14.21	(7, 1)	0.2		11	9	9	9	1	0	0	0	0	0	1	13	14	121.50	13.500
Jerome Gamble, R ERA:	(7, 1)	0.1		2	1	0	0	0	0	0	0	0	0	0	2	2	0.00	3.000
46 Manny Acosta, R ERA: 2.7	(8, 1)	1.0		4	1	0	0	0	1	0	0	0	0	0	3	7	0.00	2.000

PITCHER	IP	WLS	BF	H	R	ER	SO	BB	IBB	HBP	BLK	WP	HR	S	P	ERA	WHIP

TOP

Pittsburgh Pirates @ Atlanta Braves

Champion Stadium, Lake Buena Vista, FL

Tue Mar 24 2009, 6:05 PM EDT
Att. 7,924 - Partly Cloudy - 74 F

livebaseballscorecards.com

Batter	1	2	3	4	5	6	7	8	9	AB	R	H	RBI	BB	SO	LOB
3 Nyjer Morgan, L (1, 7) OBP: 0.242, SLG: 0.254	F7		BB		1B		FC4-2 (13 BB, 12 1B, 41 BB) 1-2 2-H	K		3	1	1	0	1	0	2
68 Jeff Salazar, L (7, 7) OBP: 0.354, SLG: 0.561										1	0	0	0	0	1	1
12 Freddy Sanchez, R (1, 4) OBP: 0.349, SLG: 0.405	F9		G4-3		K		41 BB, 13 BB, 1B 1-2 2-3	K		4	0	1	0	0	1	3
36 Luis Alfonso Cruz, R (7, 4) OBP: 0.212, SLG: 0.161										1	0	0	0	0	1	1
13 Nate McLouth, L (1, 8) OBP: 0.413, SLG: 0.600	K			K		K	41 BB, BB 1-2 2-3 3-H	K		3	0	0	1	1	3	0
22 Andrew McCutchen, R (7, 8) OBP: 0.382, SLG: 0.429										1	0	0	0	0	1	1
41 Ryan Doumit, S (1, 2) OBP: 0.347, SLG: 0.477		G3		18 2B, 1B		16 BB, 1B	1-2 2-3 3-H, BB		F9	3	1	2	1	1	0	0
23 Robinzon Diaz, R (7, 2) OBP: 0.520, SLG: 0.870										1	0	0	0	0	0	0
18 Craig Monroe, R (1, 9) OBP: 0.333, SLG: 0.736		G4-3		16 F9, 2B 1-H		L8	K		F9	4	0	1	1	0	1	4
69 Garrett Jones, L (7, 9) OBP: 0.396, SLG: 0.565										1	0	0	0	0	1	0
16 Eric Hinske, L (1, 3) OBP: 0.400, SLG: 0.438		F7		F9 2-3		BB 1-2	F7		15 WP, 1B	3	0	0	0	1	0	4
51 Steve Pearce, R (7, 3) OBP: 0.241, SLG: 0.321										1	0	1	0	0	0	0
15 Andy LaRoche, R (1, 5) OBP: 0.500, SLG: 0.525			G5-3	K		G6-3		10 1B, 75 E, 1B	BB 1-2	4	1	1	0	1	1	3
10 Brian Bixler, R (1, 6) OBP: 0.408, SLG: 0.511			49 SH1-4, 1B		F9		3 S, 49 E, 3 FC4-2, 1B	75 S, 75 E, 1B 1-3	G4-3	5	1	3	0	0	0	2
49 Ross Ohlendorf, R (1, 1)			SH1-4 1-2		K		FC1 (12 1B, 3 FC4-2, 13 BB) 1-2	E5 1-H 3-H		2	1	0	0	0	1	1
30 Tyler Yates, R (7, 1)										0	0	0	0	0	0	0
75 Erik Kratz, R (8, PH) OBP: 0.500, SLG: 0.667										1	0	0	0	0	0	0
17 Sean Burnett, L (8, 1)										0	0	0	0	0	0	0
43 Jesse Chavez, R (9, 1)										0	0	0	0	0	0	0

Inning Stats	1	2	3	4	5	6	7	8	9
	R: 0 E: 0 K: 1 S: 9	H: 0 LOB: 0 BB: 0 P: 13	R: 0 E: 0 K: 0 S: 7	H: 0 LOB: 0 BB: 0 P: 9	R: 0 E: 0 K: 0 S: 7	H: 1 LOB: 2 BB: 1 P: 16	R: 1 E: 0 K: 2 S: 14	H: 2 LOB: 1 BB: 0 P: 21	R: 0 E: 0 K: 2 S: 11	H: 1 LOB: 1 BB: 0 P: 15	R: 0 E: 0 K: 1 S: 17	H: 1 LOB: 2 BB: 1 P: 26	R: 2 E: 1 K: 1 S: 17	H: 2 LOB: 3 BB: 2 P: 30	R: 2 E: 1 K: 3 S: 14	H: 2 LOB: 1 BB: 0 P: 17	R: 0 E: 0 K: 1 S: 12	H: 1 LOB: 2 BB: 1 P: 19

| | | | | | | | | | |

Pittsburgh Pirates @ Atlanta Braves

Champion Stadium, Lake Buena Vista, FL

Tue Mar 24 2009, 6:05 PM EDT

Att. 7,924 - Partly Cloudy - 74 F

livebaseballscorecards.com

BOTTOM

Batter	1	2	3	4	5	6	7	8	9	AB	R	H	RBI	BB	SO	LOB
64 Jordan Schafer, L (1, 8) OBP: 0.413, SLG: 0.535	C B X 1-1 2 G3-6-3 1B		C C C 0-3 ② K			X 0-0 ① B1-3		S S S 0-3 ① K		4	0	1	0	0	2	0
2 Kelly Johnson, L (1, 4) OBP: 0.309, SLG: 0.333	1 SAFE B X 1-0 ① ② G3-6-3 1-2f		C F B X 1-2 1B			C X 0-1 ② F8		X 0-0 8 BB 1B		3	0	1	0	0	0	1
14 Martín Prado, R (7, 4) OBP: 0.388, SLG: 0.444										1	0	1	0	0	0	0
10 Chipper Jones, S (1, 5) OBP: 0.273, SLG: 0.600	B X 1-0 ③ F7		X 0-0 ③ G4-3			F B B F X 2-2 ③ G6-3		X 0-0 ② F8		3	0	0	0	0	0	1
4 Omar Infante, R (7, 5) OBP: 0.319, SLG: 0.556										1	0	0	0	0	0	1
16 Brian McCann, L (1, 2) OBP: 0.583, SLG: 1.000		C B X 1-1 19 1B 1B		X 0-0 7 G6-4-3 1B			X 0-0 ① G3	B B B B 4-0 1-2 BB		3	0	2	0	0	0	0
8 David Ross, R (8, 2) OBP: 0.281, SLG: 0.448										0	0	0	0	1	0	0
7 Jeff Francoeur, R (1, 9) OBP: 0.392, SLG: 0.372		C B X 1-1 ① F8		B X 1-0 ① ② G6-4-3 1-2f			X 0-0 ② P3	X 0-0 ③ F9		3	0	0	0	0	0	2
76 Freddie Freeman, L (8, 3) OBP: 0.250, SLG: 0.342										1	0	0	0	0	0	2
19 Yunel Escobar, R (1, 6) OBP: 0.368, SLG: 0.333		X 0-0 1 FC6-4 1-2 1B		B B S X 2-1 ③ F9			B B B B 4-0 20 1B 1 3B BB		C B B B B F F S 3-3 ① K	2	1	1	0	1	0	0
63 Diory Hernandez, R (8, 6) OBP: 0.286, SLG: 0.258										1	0	0	0	0	1	0
20 Greg Norton, S (1, 3) OBP: 0.410, SLG: 0.515		B B F F F F B X 3-2 ② F6			F C B C 1-3 ① K		X 0-0 ② 1 3B 1-3 1B		X 0-0 ② G3	3	1	1	0	0	1	2
Rafael Soriano, R (8, 1)										0	0	0	0	0	0	0
38 Buddy Carlyle, L (9, 1)										0	0	0	0	0	0	0
23 Matt Diaz, R (9, PH) OBP: 0.413, SLG: 0.659										1	0	0	0	0	0	0
1 Grégor Blanco, L (1, 7) OBP: 0.273, SLG: 0.400		F X 0-1 ③ FC6-4 1-2f			F X 0-1 ② G3-1		X 0-0 1-H 3-H 3B		L F T 0-2 ③ K	4	0	1	2	0	1	2
33 Javier Vazquez, R (1, 1)			B B C B C X 3-2 ① G6-3		C F S 0-3 ③ K		X 0-0 ③ G4-3			2	0	0	0	0	1	0
30 Jeff Bennett, R (6, 1)										0	0	0	0	0	0	0
Vladimir Nunez, R (7, 1)										0	0	0	0	0	0	0
77 Jason Heyward, L (7, PH) OBP: 0.381, SLG: 0.500										1	0	0	0	0	0	1
(8, 9)																

	AB	33
	R	2
	H	8
	RBI	2
	BB	2
	SO	6
	LOB	12

| Inning Stats | | | | | | | | | | | | | | | |

Atlanta Braves @ Washington Nationals

Space Coast Stadium, Viera, FL

Wed Mar 25 2009, 7:05 PM EDT

Att. 6,029 - Clear - 68 F

TOP

livebaseballscorecards.com

Batter	1	2	3	4	5	6	7	8	9	AB	R	H	RBI	BB	SO	LOB
Josh Anderson, L (1, 8) OBP: 0.283, SLG: 0.481	S X 0-1 ① P5		X 0-0 ③ P6		X 0-0 ②③ G4-6-3 1-2f			X 0-0 ① F8		4	0	0	0	0	0	2
19 Yunel Escobar, R (1, 6) OBP: 0.373, SLG: 0.340 4 Omar Infante, R (4, 6) OBP: 0.306, SLG: 0.532	X 0-0 ② F8			X 0-0 10 HR 1B		X 0-0 ① F8		X 0-0 ② P3		2 2	1 0	1 0	0 0	0 0	0 0	0 0
10 Chipper Jones, S (1, 5) OBP: 0.357, SLG: 0.923 68 Brooks Conrad, S (6, 4) OBP: 0.188, SLG: 0.290	X 0-0 ③ F8			X 0-0 1-H HR		X 0-0 16 G3-1 7 1B 2B		S S S 0-3 ③ K		3 1	2 0	2 0	2 0	0 0	0 1	0 0
16 Brian McCann, L (1, 2) OBP: 0.467, SLG: 0.700 8 David Ross, R (6, 2) OBP: 0.273, SLG: 0.433		X 0-0 ① G3		X 0-0 ① F8		X 0-0 ② G3-1 2-3			X 0-0 ① G5-3	3 1	0 0	0 0	0 0	0 0	0 0	1 0
7 Jeff Francoeur, R (1, 9) OBP: 0.407, SLG: 0.413 51 Michael Gonzalez, R (6, 1) 28 Brandon Jones, L (7, 7) OBP: 0.432, SLG: 0.488		X 0-0 ② F8		X 0-0 2 G4-3 2B		X 0-0 3-H 1B			X 0-0 ② F7	3 0 1	0 0 0	2 0 0	1 0 0	0 0 0	0 0 0	0 0 0
2 Kelly Johnson, L (1, 4) OBP: 0.298, SLG: 0.320 63 Diory Hernandez, R (4, 4) OBP: 0.270, SLG: 0.242 (6, 5)		X 0-0 ③ F8		X 0-0 ② G4-3 2-3		X 0-0 ③ G6-3			C C C 0-3 ③ K	2 2	0 0	0 0	0 0	0 0	0 1	1 1
23 Matt Diaz, R (1, 7) OBP: 0.388, SLG: 0.617 58 Peter Moylan, R (7, 1) 50 Charlie Morton, R (8, 1)			X 0-0 ① G4-3	X 0-0 ③ G3			X 0-0 ① G5-3			3 0 0	0 0 0	0 0 0	0 0 0	0 0 0	0 0 0	1 0 0
14 Martín Prado, R (1, 3) OBP: 0.365, SLG: 0.417			X 0-0 ② F7		X 0-0 ① F7		X 0-0 ② G6-3			3	0	0	0	0	0	0
11 Kenshin Kawakami, R (1, 1) OBP: 0.200, SLG: 0.200 77 Jason Heyward, L (6, 9) OBP: 0.372, SLG: 0.487			X 0-0 1B		X 0-0 G4-6-3 E9		X 0-0 ③ P5			2 1	0 0	1 0	0 0	0 0	0 0	0 0

	AB	33
	R	3
	H	6
	RBI	3
	BB	0
	SO	2
	LOB	6

Inning Stats																																		
	R: 0 E: 0 K: 0 S: 4	H: 0 LOB: 0 BB: 0 P: 4	R: 0 E: 0 K: 0 S: 3	H: 0 LOB: 0 BB: 0 P: 3	R: 0 E: 0 K: 0 S: 4	H: 1 LOB: 1 BB: 0 P: 4	R: 2 E: 0 K: 0 S: 6	H: 3 LOB: 1 BB: 0 P: 6	R: 0 E: 1 K: 0 S: 3	H: 0 LOB: 0 BB: 0 P: 3	R: 1 E: 0 K: 0 S: 5	H: 2 LOB: 1 BB: 0 P: 5	R: 0 E: 0 K: 0 S: 3	H: 0 LOB: 0 BB: 0 P: 3	R: 0 E: 0 K: 1 S: 5	H: 0 LOB: 0 BB: 0 P: 5	R: 0 E: 0 K: 1 S: 5	H: 0 LOB: 0 BB: 0 P: 5	1B: 3 2B: 2 3B: 0 HR: 1	SF: 0 SAC: 0 DP: 1 HBP: 0	WP: 0 PB: 0 SB: 0 CS: 0	PA: 33

PITCHER		IP	WLS	BF	H	R	ER	SO	BB	IBB	HBP	BLK	WP	HR	S	P	ERA	WHIP
40 Collin Balester, R ERA: 6.75	(1, 1)	5.0		19	4	2	2	0	0	0	0	0	0	1	20	20	3.60	0.800
32 Kip Wells, R ERA: 4.5	(6, 1)	2.0	W	8	2	1	1	0	0	0	0	0	0	0	8	8	4.50	1.000
75 Wilfredo Ledezma, L ERA: 1.93	(8, 1)	1.0	H	3	0	0	0	1	0	0	0	0	0	0	5	5	0.00	0.000
52 Saul Rivera, R ERA:	(9, 1)	1.0	S	3	0	0	0	1	0	0	0	0	0	0	5	5	0.00	0.000

PITCHER	IP	WLS	BF	H	R	ER	SO	BB	IBB	HBP	BLK	WP	HR	S	P	ERA	WHIP

BOTTOM

Atlanta Braves @ Washington Nationals

Space Coast Stadium, Viera, FL

Wed Mar 25 2009, 7:05 PM EDT

Att. 6,029 - Clear - 68 F

livebaseballscorecards.com

Batter	1	2	3	4	5	6	7	8	9	AB	R	H	RBI	BB	SO	LOB
85 Lastings Milledge, R (1, 8) OBP: 0.291, SLG: 0.294	B3			G6-3	FC6-4 1-2f		K	G6-3 1-2		5	0	0	0	0	1	3
15 Cristian Guzman, S (1, 6) OBP: 0.273, SLG: 0.372	F7			11 F8 34 E 2B		11 1B 34 2B 1B	11 S BB			3	2	2	0	1	0	0
11 Ryan Zimmerman, R (1, 5) OBP: 0.295, SLG: 0.282	F7			F8 2-3		34 2B 1-3 1B	K 1-2			4	1	1	0	0	1	2
44 Adam Dunn, L (1, 7) OBP: 0.455, SLG: 0.375 22 Willie Harris, L (8, PR) OBP: 0.275, SLG: 0.265 (9, 7)		G3		34 E BB		K		34 BB 24 1B 1B		3 0	0 1	1 0	0 0	1 0	1 0	2 0
34 Elijah Dukes, R (1, 9) OBP: 0.415, SLG: 0.486		K		E4 1-2 3-H		24 WP 24 1B 2-H 3-H 2B		10 S 24 1B 10 1B 1-2 BB		3	2	1	2	1	1	1
24 Nick Johnson, L (1, 3) OBP: 0.375, SLG: 0.525		G2-3		G4-3		23 CS 2-H 1B		4 FC1-6 10 1B 1-2 2-H 1B		4	0	2	2	0	0	2
17 Javier Valentin, S (1, 2) OBP: 0.310, SLG: 0.400 23 Wil Nieves, R (6, 2) OBP: 0.333, SLG: 0.286		F7			K	1-2 1B		K		2 2	0 0	0 1	0 0	0 0	1 1	0 2
6 Anderson Hernandez, S (1, 4) OBP: 0.364, SLG: 0.345 10 Ronnie Belliard, R (7, 4) OBP: 0.318, SLG: 0.278		F7			F8	G4-3		4 FC1-6 1-2 2-H 1B		3 1	0 0	0 1	0 1	0 0	0 0	1 0
40 Collin Balester, R (1, 1) Wily Mo Peña, R (5, PH) OBP: 0.344, SLG: 0.310 32 Kip Wells, R (6, 1) 27 Kory Casto, L (7, PH) OBP: 0.282, SLG: 0.286 75 Wilfredo Ledezma, L (8, 1) 4 Corey Patterson, L (8, PH) OBP: 0.128, SLG: 0.179 52 Saul Rivera, S (9, 1)		K			85 FC6-4 BB		G6-3	FC1-6 85 S 1-2f 2-3		1 0 0 1 0 1	0 0 0 0 0 0	0 0 0 0 0 0	0 1 0 0 0 0	0 0 0 0 0 0	1 0 0 0 0 0	0 0 0 0 0 2
Inning Stats	R: 0 E: 0 K: 0 S: 3 H: 0 LOB: 0 BB: 0 P: 3	R: 0 E: 0 K: 1 S: 5 H: 0 LOB: 0 BB: 0 P: 5	R: 0 E: 0 K: 1 S: 5 H: 0 LOB: 0 BB: 0 P: 5	R: 1 E: 1 K: 0 S: 5 H: 1 LOB: 2 BB: 1 P: 9	R: 0 E: 0 K: 1 S: 5 H: 0 LOB: 1 BB: 1 P: 9	R: 3 E: 0 K: 1 S: 10 H: 5 LOB: 1 BB: 0 P: 11	R: 0 E: 0 K: 2 S: 7 H: 0 LOB: 1 BB: 1 P: 11	R: 2 E: 0 K: 1 S: 8 H: 3 LOB: 3 BB: 1 P: 14		1B: 7 2B: 2 3B: 0 HR: 0 SF: 0 SAC: 0 DP: 0 HBP: 0						

	AB	33
	R	6
	H	9
	RBI	5
	BB	4
	SO	7
	LOB	15

WP: 1 PA: 37
PB: 0
SB: 3
CS: 1

PITCHER		IP	WLS	BF	H	R	ER	SO	BB	IBB	HBP	BLK	WP	HR	S	P	ERA	WHIP
11 Kenshin Kawakami, R ERA: 1.23	(1, 1)	5.0		19	1	1	0	3	2	0	0	0	0	0	23	31	0.00	0.600
51 Michael Gonzalez, L ERA: 7.94	(6, 1)	1.0	L	7	5	3	3	1	0	0	0	0	1	0	10	11	27.00	5.000
58 Peter Moylan, R ERA: 1.8	(7, 1)	1.0		4	0	0	0	2	1	0	0	0	0	0	7	11	0.00	1.000
50 Charlie Morton, R ERA: 18.0	(8, 1)	1.0		7	3	2	2	1	1	0	0	0	0	0	8	14	18.00	4.000

PITCHER	IP	WLS	BF	H	R	ER	SO	BB	IBB	HBP	BLK	WP	HR	S	P	ERA	WHIP

Toronto Blue Jays @ Atlanta Braves

Champion Stadium, Lake Buena Vista, FL

Thu Mar 26 2009, 1:05 PM EDT

Att. 5,809 - Partly Cloudy - 75 F

TOP

livebaseballscorecards.com

Batter	1	2	3	4	5	6	7	8	9	AB	R	H	RBI	BB	SO	LOB
1 Joe Inglett, L (1, 9) (4, 4) OBP: 0.277, SLG: 0.262	G5-3		K			K		K	E 8 SF9 1-2 BB	4	1	0	0	1	3	2
2 Aaron Hill, R (1, 4) OBP: 0.364, SLG: 0.462	G6-3			G3-1		E6 68 1B		78 1B 8 BB 1-2 1B	E9 8 SF9 68 1B 1-3 2-H 1B	2	0	0	0	0	0	0
Aaron Mathews, R (4, 9) OBP: 0.320, SLG: 0.400										3	2	2	1	0	0	0
26 Adam Lind, L (1, 7) OBP: 0.340, SLG: 0.422	F7			K		F8		64 1B 78 1B 1-2 2-3 BB	SF9 2-3 3-H	2	0	0	0	0	1	0
8 Russ Adams, L (4, 7) OBP: 0.429, SLG: 0.636										1	1	0	1	1	0	1
46 Eric Nielsen, R (9, 7) OBP: 0.600, SLG: 0.800										0	0	0	0	0	0	0
30 Kevin Millar, R (1, 3) OBP: 0.343, SLG: 0.552	F7			G4-3		1B 1-2		K	1B 3-H	2	0	0	0	0	0	0
68 David Cooper, L (4, 3) OBP: 0.286, SLG: 0.357										3	0	2	1	0	1	3
11 Jason Lane, R (1, 8) OBP: 0.375, SLG: 0.736	K				13 BLK 19 1B 13 F8-2 1B	F8		64 1B 1-2 2-H 3-H 1B	K	2	0	1	0	0	1	0
78 Sean Shoffit, L (5, 8) OBP: 0.304, SLG: 0.455										3	0	1	2	0	1	3
19 José Bautista, R (1, 5) OBP: 0.533, SLG: 0.538	K				13 F8-2 13 BLK 6 1B 1-2 1B	F7		1-3 2-H 1B		2	1	1	0	0	1	0
64 Scott Campbell, L (5, 5) OBP: 0.357, SLG: 0.447										2	0	1	1	0	0	0
13 Raul Chavez, R (1, 2) OBP: 0.350, SLG: 0.368		1B		F8-2 1-3 2-H		G6-3		G4-3		2	0	1	0	0	0	2
5 Michael Barrett, R (5, 2) OBP: 0.345, SLG: 0.444										2	0	0	0	0	0	2
6 John McDonald, R (1, 6) OBP: 0.220, SLG: 0.216	F9					K			L9	2	0	1	1	0	0	1
Justin Jackson, R (5, 6) OBP: 0.250, SLG: 0.273				3-H 1B						2	0	0	0	0	1	0
66 Brad Mills, R (1, 1)										2	0	0	0	0	2	2
58 Dirk Hayhurst, L (7, 1)										0	0	0	0	0	0	0
62 Brian Dopirak, R (8, PH) OBP: 0.238, SLG: 0.263										1	1	1	0	0	0	0
49 Jeremy Accardo, R (8, 1)										0	0	0	0	0	0	0
12 Brian Jeroloman, L (9, PH) OBP: 0.231, SLG: 0.091										0	1	0	0	1	0	0
Zach Dails, R (9, 1)								8 BB 78 1B 1B	1 WP E BB	0	0	0	0	0	0	0
Inning Stats	R: 0 E: 0 K: 0 S: 3 H: 0 LOB: 0 BB: 0 P: 3	R: 0 E: 0 K: 2 S: 7 H: 0 LOB: 0 BB: 0 P: 7	R: 0 E: 0 K: 2 S: 8 H: 1 LOB: 1 BB: 0 P: 8	R: 0 E: 0 K: 1 S: 5 H: 0 LOB: 0 BB: 0 P: 5	R: 1 E: 0 K: 1 S: 7 H: 3 LOB: 1 BB: 0 P: 7	R: 0 E: 1 K: 1 S: 7 H: 1 LOB: 2 BB: 0 P: 7	R: 0 E: 0 K: 1 S: 5 H: 0 LOB: 0 BB: 0 P: 5	R: 3 E: 0 K: 2 S: 11 H: 4 LOB: 2 BB: 1 P: 15	R: 3 E: 1 K: 1 S: 7 H: 2 LOB: 1 BB: 2 P: 15	1B: 11 2B: 1 3B: 0 HR: 0 SF: 1 SAC: 0 DP: 1 HBP: 0						

	AB	37
	R	7
	H	11
	RBI	7
	BB	3
	SO	11
	LOB	16

WP: 1 PB: 0 SB: 0 CS: 0 PA: 41

PITCHER		IP	WLS	BF	H	R	ER	SO	BB	IBB	HBP	BLK	WP	HR	S	P	ERA	WHIP
32 Derek Lowe, R ERA: 3.27	(1, 1)	6.0		23	5	1	1	7	0	0	0	1	0	0	37	37	1.50	0.833
56 Blaine Boyer, R ERA:	(7, 1)	1.0	H	3	0	0	0	1	0	0	0	0	0	0	5	5	0.00	0.000
36 Boone Logan, L ERA: 7.71	(8, 1)	0.2		7	4	3	3	2	1	0	0	0	0	0	10	14	40.50	7.500
72 Kris Medlen, R ERA: 3.68	(8, 1)	1.1	L	8	2	3	2	1	2	0	0	0	1	0	8	16	13.50	3.000

PITCHER	IP	WLS	BF	H	R	ER	SO	BB	IBB	HBP	BLK	WP	HR	S	P	ERA	WHIP

BOTTOM

Toronto Blue Jays @ Atlanta Braves

Champion Stadium, Lake Buena Vista, FL

Thu Mar 26 2009, 1:05 PM EDT
Att. 5,809 - Partly Cloudy - 75 F

livebaseballscorecards.com

Batter	1	2	3	4	5	6	7	8	9	AB	R	H	RBI	BB	SO	LOB
2 Kelly Johnson, L (1, 4) OBP: 0.333, SLG: 0.377	0-0 19 SH1-3 10 SF8 2B		0-0 19 2B 10 1B 1B	0-0 19 G6-4-3 1-2 1B			0-0 F8 ①		0-0 F9 ①	3	2	3	0	0	0	0
68 Brooks Conrad, S (5, 4) OBP: 0.176, SLG: 0.273										2	0	0	0	0	0	0
19 Yunel Escobar, R (1, 6) OBP: 0.387, SLG: 0.377	0-0 ① SH1-3 2-3		0-0 10 1B 1-3 2B	0-0 ②③ G6-4-3 1-2f			0-0 76 S 76 E 1B		0-0 2B	3	1	2	0	0	0	2
75 Brandon Hicks, R (8, 6) OBP: 0.391, SLG: 0.550										1	0	1	0	0	0	0
10 Chipper Jones, S (1, 5) OBP: 0.353, SLG: 0.867	0-0 ② SF8 3-H		0-0 16 G1-6-3 2-3 3-H 1B		0-0 ① G4-3		SSC 0-3 ② K		0-0 ② G6-3	2	0	1	2	0	0	0
4 Omar Infante, R (6, 5) OBP: 0.294, SLG: 0.510										2	0	0	0	0	1	2
16 Brian McCann, L (1, 2) OBP: 0.444, SLG: 0.615	0-0 7 1B 1B		0-0 ①② G1-6-3 1-2f		0-0 ② P2		B X 1-0 E8 1-H 1B		0-0 ③ G4-3	3	0	1	0	0	0	2
76 Freddie Freeman, L (7, 3) OBP: 0.262, SLG: 0.350										2	0	1	1	0	0	1
7 Jeff Francoeur, R (1, 9) OBP: 0.404, SLG: 0.408	0-0 20 FC6-4 1-3 1B		SCO 0-3 ③ K		0-0 ③ P2		0-0 ③ F8			3	0	1	0	0	1	1
77 Jason Heyward, L (6, 9) OBP: 0.364, SLG: 0.475										1	0	0	0	0	0	1
72 Kris Medlen, S (8, 1)										0	0	0	0	0	0	0
20 Greg Norton, S (1, 3) OBP: 0.429, SLG: 0.514	0-0 ③ FC6-4 1-2f			BBBB 4-0 28 FC4-6 BB		X 0-0 1B		X 0-0 ① G5-3		2	0	1	0	1	0	2
56 Blaine Boyer, R (7, 1)										0	0	0	0	0	0	0
36 Boone Logan, R (8, 1)										0	0	0	0	0	0	0
23 Matt Diaz, R (8, 9) OBP: 0.380, SLG: 0.604										1	0	0	0	0	0	0
28 Brandon Jones, L (1, 7) OBP: 0.396, SLG: 0.444		X 0-0 ① G1	0-0 ① FC4-6 64 1B 32 1B 1-2f		X 0-0 ① F7			X 0-0 ② P6		4	1	0	0	0	0	2
64 Jordan Schafer, L (1, 8) OBP: 0.420, SLG: 0.574		X 0-0 ② G3		X 0-0 32 1B 1-3 1B		X 0-0 ② F8		X 0-0 3B		4	1	2	0	0	0	1
32 Derek Lowe, R (1, 1) OBP: 0.333, SLG: 0.333		SSC 0-3 ③ K		X 0-0 2 1B 2-H 3-H 1B		SSS 0-3 ③ K		SSS 0-3 ③ K		2	0	1	2	0	1	0
8 David Ross, R (6, PH) OBP: 0.257, SLG: 0.406 (7, 2)										2	0	0	0	0	2	2
Inning Stats	R: 1 E: 0 K: 0 S: 6 H: 3 LOB: 2 BB: 0 P: 6	R: 0 E: 0 K: 1 S: 5 H: 0 LOB: 0 BB: 0 P: 5	R: 1 E: 0 K: 1 S: 7 H: 3 LOB: 1 BB: 0 P: 7	R: 2 E: 0 K: 0 S: 5 H: 3 LOB: 1 BB: 1 P: 9	R: 0 E: 0 K: 0 S: 3 H: 0 LOB: 0 BB: 0 P: 3	R: 0 E: 0 K: 1 S: 6 H: 1 LOB: 1 BB: 0 P: 6	R: 1 E: 1 K: 1 S: 7 H: 2 LOB: 1 BB: 0 P: 8	R: 0 E: 0 K: 1 S: 6 H: 1 LOB: 1 BB: 0 P: 6	R: 0 E: 0 K: 0 S: 4 H: 1 LOB: 1 BB: 0 P: 4	1B: 10 2B: 3 3B: 1 HR: 0	SF: 1 SAC: 1 DP: 2 HBP: 0						

	AB	37
	R	5
	H	14
	RBI	5
	BB	1
	SO	5
	LOB	16

	WP: 0	PA: 40
	PB: 0	
	SB: 1	
	CS: 0	

PITCHER		IP	WLS	BF	H	R	ER	SO	BB	IBB	HBP	BLK	WP	HR	S	P	ERA	WHIP
66 Brad Mills, L ERA: 5.23	(1, 1)	6.0		27	10	4	4	3	1	0	0	0	0	0	32	36	6.00	1.833
58 Dirk Hayhurst, R ERA: 1.13	(7, 1)	1.0		5	2	1	1	1	0	0	0	0	0	0	7	8	9.00	2.000
49 Jeremy Accardo, R ERA: 8.68	(8, 1)	1.0	W	4	1	0	0	1	0	0	0	0	0	0	6	6	0.00	1.000
Zach Dials, R ERA:	(9, 1)	1.0	S	4	1	0	0	0	0	0	0	0	0	0	4	4	0.00	1.000

PITCHER		IP	WLS	BF	H	R	ER	SO	BB	IBB	HBP	BLK	WP	HR	S	P	ERA	WHIP

Batter	1	2	3	4	5	6	7	8	9	AB	R	H	RBI	BB	SO	LOB
28 Curtis Granderson, L (1, 8) OBP: 0.455, SLG: 0.706 27 Brent Clevlen, R (8, 8) OBP: 0.358, SLG: 0.370	G3		F9		G3-1			G3		4 0 0 0	0 0 0 0	0 0 0 0	0 0 0 0	0 0 0 0	0 0 0 0	1 0
66 Will Rhymes, L (1, 4) OBP: 0.241, SLG: 0.464	K		G4-3			K		G4-3		4	0	0	0	0	2	0
30 Magglio Ordonez, R (1, 9) OBP: 0.235, SLG: 0.071 33 Marcus Thames, R (6, 9) OBP: 0.286, SLG: 0.419 (7, 7)	G6-3			G6-3		G5-3		K		3 0 1 0	0 0 0 0	0 0 0 0	0 0 0 0	0 0 1 0	0 0 1 0	0 0
24 Miguel Cabrera, R (1, 3) OBP: 0.412, SLG: 0.750 19 Jeff Larish, L (6, 3) OBP: 0.391, SLG: 0.537		9 FC5-4 1B		K	K	K			F7	3 0 1 0	1 0 0 0	0 0 0 0	0 0 0 0	2 0 0 0	0 0 0 0	0 0
9 Carlos Guillen, S (1, 7) OBP: 0.235, SLG: 0.294 25 Ryan Raburn, R (7, PR) (7, 9) OBP: 0.281, SLG: 0.208	FC5-4 15 1B 1-2f			2B			15 G5-3 20 HR 1B		G6-3	3 0 1 1	2 0 0 0	0 0 0 0	0 0 0 0	0 0 0 0	0 0 0 0	1 0
15 Brandon Inge, R (1, 5) OBP: 0.377, SLG: 0.543 26 Mike Hessman, R (7, 5) OBP: 0.261, SLG: 0.372	39 FC6-4 1-2 1B			G5-3			G5-3 1-2		P5	3 0 1 0	1 0 0 0	0 0 0 0	0 0 0 0	0 0 0 0	0 0 0 0	2 0
20 Matt Treanor, R (1, 2) OBP: 0.200, SLG: 0.391 61 Dane Sardinha, R (8, 2) OBP: 0.385, SLG: 0.500	F8				G5-3		3-1 2-H HR			3 1 0 0	1 2 0 0	0 0 0 0	0 0 0 0	0 0 0 0	0 2 0 0	2 0
39 Ramon Santiago, S (1, 6) OBP: 0.375, SLG: 0.357 Brent Dlugach, R (7, 6)	FC6-4 1-2f				35 SH1-4 BB		G1-3			2 0 0 0	0 0 0 0	0 0 0 0	0 0 0 0	1 0 0 0	0 3 0 0	3 0
35 Justin Verlander, R (1, 1) 56 Fernando Rodney, R (8, 1) 37 Brandon Lyon, R (9, 1)			K		SH1-4 1-2		K			2 0 0 0 0 0	0 0 0 0 0 0	0 0 0 0 0 0	0 0 0 0 0 0	0 2 0 0 0 0	0 1 0 0 0 0	0 0 0
Inning Stats	R: 0 E: 0 K: 1 S: 5 H: 0 LOB: 0 BB: 0 P: 5	R: 0 E: 0 K: 0 S: 5 H: 2 LOB: 2 BB: 0 P: 5	R: 0 E: 0 K: 1 S: 5 H: 0 LOB: 0 BB: 0 P: 5	R: 0 E: 0 K: 1 S: 6 H: 1 LOB: 1 BB: 0 P: 6	R: 0 E: 0 K: 0 S: 3 H: 0 LOB: 1 BB: 1 P: 7	R: 0 E: 0 K: 2 S: 7 H: 0 LOB: 0 BB: 0 P: 7	R: 2 E: 0 K: 1 S: 8 H: 2 LOB: 1 BB: 0 P: 11	R: 0 E: 0 K: 1 S: 5 H: 0 LOB: 0 BB: 0 P: 5	R: 0 E: 0 K: 0 S: 3 H: 0 LOB: 0 BB: 0 P: 3	1B: 3 2B: 1 3B: 0 HR: 1 SF: 0 SAC: 1 DP: 0 HBP: 0						

PITCHER		IP	WLS	BF	H	R	ER	SO	BB	IBB	HBP	BLK	WP	HR	S	P	ERA	WHIP
47 Tom Glavine, L ERA:	(1, 1)	4.0		15	3	0	0	3	0	0	0	0	0	0	21	21	0.00	0.750
57 Jorge Campillo, R ERA: 6.0	(5, 1)	1.0		4	0	0	0	0	1	0	0	0	0	0	3	7	0.00	1.000
34 Eric O'Flaherty, L ERA: 12.27	(6, 1)	1.0		3	0	0	0	2	0	0	0	0	0	0	7	7	0.00	0.000
46 Manny Acosta, R ERA: 4.7	(7, 1)	1.0		5	2	2	2	1	0	0	0	0	0	1	8	11	18.00	2.000
30 Jeff Bennett, R ERA: 9.72	(8, 1)	1.0		3	0	0	0	1	0	0	0	0	0	0	5	5	0.00	0.000

PITCHER		IP	WLS	BF	H	R	ER	SO	BB	IBB	HBP	BLK	WP	HR	S	P	ERA	WHIP
38 Buddy Carlyle, R ERA:	(9, 1)	1.0	W	3	0	0	0	0	0	0	0	0	0	0	3	3	0.00	0.000

TOP

Detroit Tigers @ Atlanta Braves

Champion Stadium, Lake Buena Vista, FL

Fri Mar 27 2009, 1:05 PM EDT

Att. 7,555 - Overcast - 77 F

livebaseballscorecards.com

AB	31
R	2
H	5
RBI	2
BB	1
SO	7
LOB	10

WP: 0	PB: 0	SB: 0	CS: 0
PA: 33			

Detroit Tigers @ Atlanta Braves

Champion Stadium, Lake Buena Vista, FL

Fri Mar 27 2009, 1:05 PM EDT

Att. 7,555 - Overcast - 77 F

livebaseballscorecards.com

BOTTOM

Batter	1	2	3	4	5	6	7	8	9	AB	R	H	RBI	BB	SO	LOB
1 Grégor Blanco, L (1, 8) OBP: 0.267, SLG: 0.308	K		BB			G4-3		G3 2-3		3	0	0	0	1	1	1
2 Kelly Johnson, L (1, 4) 68 Brooks Conrad, S (7, 4) OBP: 0.171, SLG: 0.265 38 Buddy Carlyle, L (9, 1)	P6		F9			28 WP 1B		F8		3 1 0	0 0 0	1 0 0	0 0 0	0 0 0	0 0 0	2 1 0
10 Chipper Jones, S (1, 5) OBP: 0.316, SLG: 0.765 57 Jorge Campillo, R (5, 1) 34 Eric O'Flaherty, L (6, 1) 28 Brandon Jones, L (6, PH) OBP: 0.388, SLG: 0.435 46 Manny Acosta, R (7, 1) 64 Jordan Schafer, L (8, 9) OBP: 0.412, SLG: 0.563	G4-3			F9		K 1-2		K		2 0 0 1 0 1	0 0 0 0 0 0	0 0 0 0 0 0	0 0 0 0 0 0	0 0 0 0 0 1	0 0 0 0 0 1	0 0 0 1 0 1
16 Brian McCann, L (1, 2) OBP: 0.381, SLG: 0.500 8 David Ross, R (8, 2) OBP: 0.278, SLG: 0.406		K		G3			G4-3		4 1B 88 SH3 14 1B BB	3 0	0 1	0 0	0 0	0 1	1 0	0 0
7 Jeff Francoeur, R (1, 9) OBP: 0.383, SLG: 0.385 30 Jeff Bennett, R (8, 1) 88 Javier Guzman, S (9, 4)		G6-3		F9			G3-1		SH3 1-2	3 0 0	0 0 0	0 0 0	0 0 0	0 0 0	0 0 0	0 0 0
4 Omar Infante, R (1, 6) OBP: 0.291, SLG: 0.491		L9			P4		P5		14 1B 2-3 1B	4	0	1	0	0	0	0
14 Martín Prado, R (1, 3) OBP: 0.357, SLG: 0.404 (5, 5)			P4		F9			E6 1B 20 2B	1-2 3-H 1B	4	1	1	1	0	0	0
Josh Anderson, L (1, 7) OBP: 0.304, SLG: 0.491			47 SH5-4 1B		P5			20 S 20 2B 1-3 1B		3	1	2	0	0	0	0
47 Tom Glavine, L (1, 1) 20 Greg Norton, S (5, 3) OBP: 0.432, SLG: 0.541			SH5-4 1-2			F8		1 G3 1-H 3-H 2B		0 2	0 0	0 1	0 2	0 0	0 0	0 0
Inning Stats	R: 0 E: 0 K: 1 S: 5 H: 0 LOB: 0 BB: 0 P: 5	R: 0 E: 0 K: 1 S: 5 H: 0 LOB: 0 BB: 0 P: 5	R: 0 E: 0 K: 0 S: 4 H: 1 LOB: 2 BB: 1 P: 8	R: 0 E: 0 K: 0 S: 3 H: 0 LOB: 0 BB: 0 P: 3	R: 0 E: 0 K: 0 S: 3 H: 0 LOB: 0 BB: 0 P: 3	R: 0 E: 0 K: 1 S: 6 H: 1 LOB: 1 BB: 0 P: 7	R: 0 E: 0 K: 0 S: 3 H: 0 LOB: 0 BB: 0 P: 3	R: 2 E: 1 K: 1 S: 8 H: 2 LOB: 1 BB: 0 P: 9	R: 1 E: 0 K: 0 S: 3 H: 2 LOB: 2 BB: 1 P: 7	1B: 5 2B: 1 3B: 0 HR: 0	SF: 0 SAC: 2 DP: 0 HBP: 0						

	AB	30
	R	3
	H	6
	RBI	3
	BB	2
	SO	4
	LOB	6

WP: 1 PB: 0 SB: 1 CS: 0 PA: 34

PITCHER		IP	WLS	BF	H	R	ER	SO	BB	IBB	HBP	BLK	WP	HR	S	P	ERA	WHIP
35 Justin Verlander, R ERA: 2.3	(1, 1)	7.0		24	2	0	0	3	1	0	0	0	1	0	29	34	0.00	0.429
56 Fernando Rodney, R ERA: 7.88	(8, 1)	1.0	B	6	2	2	1	1	0	0	0	0	0	0	8	9	9.00	2.000
37 Brandon Lyon, R ERA: 6.0	(9, 1)	0.1	L	4	2	1	1	0	1	0	0	0	0	0	3	7	27.00	9.000

PITCHER	IP	WLS	BF	H	R	ER	SO	BB	IBB	HBP	BLK	WP	HR	S	P	ERA	WHIP

New York Yankees @ Atlanta Braves

Champion Stadium, Lake Buena Vista, FL

Sat Mar 28 2009, 1:05 PM EDT

Att. 10,955 - Cloudy - 83 F

TOP

livebaseballscorecards.com

Batter	1	2	3	4	5	6	7	8	9	AB	R	H	RBI	BB	SO	LOB
2 Derek Jeter, R (1, 6) OBP: 0.385, SLG: 0.458	G4-3	E6 18 G4-3 22 1B 1-3 2-H 3-H		F9		L9		K 1-2		3	1	0	1	0	0	1
11 Brett Gardner, L (4, 7) OBP: 0.436, SLG: 0.673										2	0	0	0	0	1	2
(7, 8)																
18 Johnny Damon, L (1, 7) OBP: 0.333, SLG: 0.389	BB 22 1B 25 1B	G4-3 2-3 3-H		G4-3		1-2 BB			BB	2	0	0	1	1	0	1
91 Alfredo Aceves, R (4, 1)										0	0	0	0	1	0	0
47 John Rodriguez, L (7, 7) OBP: 0.481, SLG: 0.476										0	0	0	0	1	0	0
25 Mark Teixeira, S (1, 3) OBP: 0.442, SLG: 0.630	1-2 22 1B 1B	BB 22 1B			HR	G5-3			F9	2	1	2	1	1	0	0
17 Shelley Duncan, R (5, 3) OBP: 0.417, SLG: 0.594										2	0	0	0	0	0	3
22 Xavier Nady, R (1, 9) OBP: 0.309, SLG: 0.491	1-2 2-3 24 G6-4-3 1B	1-2 3-H 1B			F7		1B		L8	4	0	3	1	0	0	0
60 Todd Linden, S (7, 9) OBP: 0.214, SLG: 0.280										1	0	0	0	0	0	1
24 Robinson Canó, L (1, 4) OBP: 0.400, SLG: 0.595	G6-4-3 1-2f	G6-3			HR		K		P4	3	1	1	1	0	0	5
14 Angel Berroa, R (6, 4) OBP: 0.377, SLG: 0.596										2	0	0	0	0	1	2
53 Melky Cabrera, S (1, 8) OBP: 0.424, SLG: 0.500		19 FC6-4 2 E 12 1B 1B	12 G5-4-3 1B		12 G5-4-3 1B		F8			4	1	3	0	0	0	1
74 Justin Leone, R (7, 5) OBP: 0.184, SLG: 0.250										0	0	0	0	0	0	0
12 Cody Ransom, R (1, 5) OBP: 0.313, SLG: 0.397										4	0	1	0	0	1	3
39 Dan Giese, R (7, 1) OBP: 0.500, SLG: 0.500		1-2 19 FC6-4 1B	G5-4-3 1-2f		G5-4-3 1-2f		K			0	0	0	0	0	0	0
36 Edwar Ramirez, R (9, 1)										0	0	0	0	0	0	0
19 Kevin Cash, R (1, 2) OBP: 0.333, SLG: 0.462		1-2f 2-3 FC6-4 28 BB 2 E	K			G5-3		F8		3	1	0	0	0	1	2
45 Chris Stewart, R (7, 2) OBP: 0.235, SLG: 0.375										1	0	0	0	0	0	0
28 Brett Tomko, R (1, 1)		1-2 2 E 18 G4-3 BB		G3		91 S 1B		11 CS BB		0	1	0	0	1	0	0
90 Ramiro Pena, S (4, PH) OBP: 0.370, SLG: 0.400										2	0	1	0	1	0	0
(4, 6)																

	AB	35
	R	6
	H	11
	RBI	5
	BB	6
	SO	4
	LOB	21

Inning Stats																																		
	R: 0	E: 0	K: 0	S: 5	H: 2	LOB: 2	BB: 1	P: 9	R: 4	E: 1	K: 0	S: 7	H: 3	LOB: 2	BB: 2	P: 15	R: 0	E: 0	K: 1	S: 5	H: 1	LOB: 0	BB: 0	P: 5	R: 0	E: 0	K: 0	S: 3	H: 0	LOB: 0	BB: 0	P: 3	R: 2	E: 0	K: 0	S: 5	H: 3	LOB: 0	BB: 0	P: 5	R: 0	E: 0	K: 0	S: 4	H: 1	LOB: 2	BB: 1	P: 8	R: 0	E: 0	K: 2	S: 8	H: 1	LOB: 1	BB: 0	P: 8	R: 0	E: 0	K: 1	S: 4	H: 0	LOB: 0	BB: 1	P: 8	R: 0	E: 0	K: 0	S: 3	H: 0	LOB: 1	BB: 1	P: 7	1B: 9	2B: 0	3B: 0	HR: 2	SF: 0	SAC: 0	DP: 3	HBP: 0	WP: 0	PB: 0	SB: 1	CS: 1	PA: 41
---	---	---	---	---	---	---	---	---	---	---	---	---	---	---	---	---	---	---

New York Yankees @ Atlanta Braves

Champion Stadium, Lake Buena Vista, FL

Sat Mar 28 2009, 1:05 PM EDT

Att. 10,955 - Cloudy - 83 F

livebaseballscorecards.com

BOTTOM

Batter	1	2	3	4	5	6	7	8	9	AB	R	H	RBI	BB	SO	LOB
64 Jordan Schafer, L (1, 8) OBP: 0.429, SLG: 0.585	19 G4-3 2B		P2		10 BB 1B 1-3		K		94 G4-3 1B 1-2 2-H	5	0	3	1	0	1	0
19 Yunel Escobar, R (1, 6) OBP: 0.369, SLG: 0.364	G4-3 2-3		F8		SF7 3-H			20 G5-3 23 E 2B	L3	2	0	0	1	0	0	1
68 Brooks Conrad, S (6, 4) OBP: 0.189, SLG: 0.306										2	1	1	0	0	0	2
10 Chipper Jones, S (1, 5) OBP: 0.364, SLG: 0.737	F7		1B		BB 1-2			P6	G4-3 1-2 2-3	2	0	1	0	1	0	1
59 Francisley Bueno, L (6, 1)										0	0	0	0	0	0	0
51 Michael Gonzalez, R (7, 1)										0	0	0	0	0	0	0
36 Boone Logan, R (8, 1)										0	0	0	0	0	0	0
Josh Anderson, L (8, PH) OBP: 0.288, SLG: 0.482										1	0	0	0	0	0	1
71 Mariano Gomez, L (9, 1)										0	0	0	0	0	0	0
94 J.C. Holt, L (9, PH)										1	0	0	0	0	0	2
16 Brian McCann, L (1, 2) OBP: 0.381, SLG: 0.500	K		G3		F8			20 G5-3 23 E BB	K	0	0	0	0	0	0	0
27 J.C. Boscan, R (1, 2) OBP: 0.412, SLG: 0.308										4	1	0	0	1	2	6
20 Greg Norton, S (1, 3) OBP: 0.396, SLG: 0.488		G4-3		K		F8		G5-3 1-2 2-3		4	0	0	0	0	1	2
23 Matt Diaz, R (1, 9) OBP: 0.370, SLG: 0.577		1 BB 1B		G6-3		G5-3		E6 1 FC6-4 2-H 3-H		4	0	1	0	0	0	0
28 Brandon Jones, L (1, 7) OBP: 0.388, SLG: 0.435										0	0	0	0	0	0	0
1 Grégor Blanco, L (2, PH) OBP: 0.263, SLG: 0.250 (3, 7)		BB 1-2		F8		G4-3		FC6-4 1-2f		3	0	0	0	1	0	1
14 Martín Prado, R (1, 4) OBP: 0.350, SLG: 0.382 (6, 5)		F9			G5-3				4 1B 64 1B BB	3	1	0	0	1	1	2
49 Jair Jurrjens, R (1, 1) OBP: 0.429, SLG: 0.333		L3			64 1B 19 SF7 1B		K		94 G4-3 64 1B 1B 1-2	2	1	1	0	0	0	2
4 Omar Infante, R (6, 6) OBP: 0.298, SLG: 0.491										2	0	1	0	0	1	0

	AB	35
	R	4
	H	8
	RBI	2
	BB	4
	SO	6
	LOB	20

Inning Stats	1	2	3	4	5	6	7	8	9
	R: 0 E: 0 K: 1 S: 6	H: 1 LOB: 1 BB: 0 P: 6	R: 0 E: 0 K: 0 S: 4	H: 1 LOB: 2 BB: 1 P: 8	R: 0 E: 0 K: 0 S: 4	H: 1 LOB: 1 BB: 0 P: 4	R: 0 E: 0 K: 1 S: 5	H: 0 LOB: 0 BB: 0 P: 5	R: 1 E: 0 K: 0 S: 5	H: 2 LOB: 2 BB: 1 P: 9
	R: 0 E: 0 K: 0 S: 3	H: 0 LOB: 0 BB: 0 P: 3	R: 0 E: 0 K: 3 S: 9	H: 0 LOB: 0 BB: 0 P: 9	R: 2 E: 1 K: 0 S: 5	H: 1 LOB: 1 BB: 1 P: 9	R: 1 E: 0 K: 1 S: 7	H: 2 LOB: 2 BB: 1 P: 11		

	1B: 6	SF: 1
	2B: 2	SAC: 0
	3B: 0	DP: 0
	HR: 0	HBP: 0

	WP: 0	PA: 40
	PB: 0	
	SB: 0	
	CS: 0	

PITCHER		IP	WLS	BF	H	R	ER	SO	BB	IBB	HBP	BLK	WP	HR	S	P	ERA	WHIP
28 Brett Tomko, R ERA: 1.17	(1, 1)	3.0	W	13	3	0	0	1	1	0	0	0	0	0	14	18	0.00	1.333
91 Alfredo Aceves, R ERA: 4.6	(4, 1)	3.0	H	12	2	1	1	1	1	0	0	0	0	0	13	17	3.00	1.000
39 Dan Giese, R ERA: 6.89	(7, 1)	2.1		13	3	3	1	3	2	0	0	0	0	0	17	25	3.86	2.143
36 Edwar Ramirez, R ERA: 1.29	(9, 1)	0.2	S	2	0	0	0	1	0	0	0	0	0	0	4	4	0.00	0.000

PITCHER	IP	WLS	BF	H	R	ER	SO	BB	IBB	HBP	BLK	WP	HR	S	P	ERA	WHIP

Batter	1	2	3	4	5	6	7	8	9	AB	R	H	RBI	BB	SO	LOB
2 Kelly Johnson, L (1, 4) OBP: 0.313, SLG: 0.350	P5	G4-3			P5			K		4	0	0	0	0	1	1
68 Brooks Conrad, S (8, 4) OBP: 0.189, SLG: 0.306										0	0	0	0	0	0	0
19 Yunel Escobar, R (1, 6) OBP: 0.353, SLG: 0.345	G5-3		F9			L3		P6-3		3	0	0	0	0	0	0
89 Van Pope, R (6, 5)										1	0	0	0	0	0	0
18 Garret Anderson, L (1, 10)	7 HR BB		K			F8		K		3	1	0	0	1	2	0
7 Jeff Francoeur, R (1, 9) OBP: 0.397, SLG: 0.444	1-H HR		F9			BB			G4-3	2	1	1	2	1	0	0
1 Grégor Blanco, L (6, 7) OBP: 0.250, SLG: 0.235										1	0	0	0	0	0	0
22 Casey Kotchman, L (1, 3) OBP: 0.367, SLG: 0.586	HR			F9		F7			L5	2	1	1	1	0	0	0
76 Freddie Freeman, L (4, 3) OBP: 0.250, SLG: 0.333										2	0	0	0	0	0	1
4 Omar Infante, R (1, 5) OBP: 0.295, SLG: 0.475	K			F9			K		64 1B	4	0	1	0	0	2	0
(6, 6)									1B							
64 Jordan Schafer, L (1, 7) OBP: 0.417, SLG: 0.561		K		F7			K		8 FC5-4 1-2 1B	4	0	1	0	0	2	0
(6, 9)																
8 David Ross, R (1, 2) OBP: 0.300, SLG: 0.486		BB			L8		HR		FC5-4 1-2f	3	1	1	1	1	0	2
Josh Anderson, L (1, 8) OBP: 0.283, SLG: 0.458		F8			K		K			3	0	0	0	0	2	1
Inning Stats	R: 3 E: 0 K: 1 S: 11 H: 2 LOB: 0 BB: 1 P: 19	R: 0 E: 0 K: 1 S: 5 H: 0 LOB: 1 BB: 1 P: 9	R: 0 E: 0 K: 1 S: 5 H: 0 LOB: 0 BB: 0 P: 5	R: 0 E: 0 K: 0 S: 3 H: 0 LOB: 0 BB: 0 P: 3	R: 0 E: 0 K: 1 S: 5 H: 0 LOB: 0 BB: 0 P: 5	R: 0 E: 0 K: 0 S: 3 H: 0 LOB: 1 BB: 1 P: 7	R: 1 E: 0 K: 3 S: 11 H: 1 LOB: 0 BB: 0 P: 12	R: 0 E: 0 K: 2 S: 7 H: 0 LOB: 0 BB: 0 P: 7	R: 0 E: 0 K: 0 S: 5 H: 2 LOB: 2 BB: 0 P: 5	1B: 2 2B: 0 3B: 0 HR: 3	SF: 0 SAC: 0 DP: 0 HBP: 0						

TOP

Atlanta Braves @ Detroit Tigers

Joker Marchant Stadium, Lakeland, FL

Sun Mar 29 2009, 1:05 PM EDT

Att. 6,389 - Cloudy - 71 F

livebaseballscorecards.com

AB	32
R	4
H	5
RBI	4
BB	3
SO	9
LOB	5

WP: 0 PB: 0 SB: 0 CS: 0 PA: 35

PITCHER		IP	WLS	BF	H	R	ER	SO	BB	IBB	HBP	BLK	WP	HR	S	P	ERA	WHIP
38 Jeremy Bonderman, R ERA: 8.1	(1, 1)	1.1		8	2	3	3	2	2	0	0	0	0	2	14	26	20.25	3.000
44 Bobby Seay, L ERA: 1.42	(2, 1)	1.2		5	0	0	0	1	0	0	0	0	0	0	7	7	0.00	0.000
31 Zach Miner, R ERA: 5.87	(4, 1)	3.2	B	13	1	1	1	3	1	0	0	0	0	1	19	24	2.46	0.545
50 Clay Rapada, L ERA: 1.64	(7, 1)	2.0	W	6	0	0	0	3	0	0	0	0	0	0	12	12	0.00	0.000
49 Eddie Bonine, R ERA: 0.63	(9, 1)	0.1	S	3	2	0	0	0	0	0	0	0	0	0	3	3	0.00	6.000

PITCHER	IP	WLS	BF	H	R	ER	SO	BB	IBB	HBP	BLK	WP	HR	S	P	ERA	WHIP

BOTTOM

Atlanta Braves @ Detroit Tigers

Joker Marchant Stadium, Lakeland, FL

Sun Mar 29 2009, 1:05 PM EDT

Att. 6,389 - Cloudy - 71 F

livebaseballscorecards.com

Batter	1	2	3	4	5	6	7	8	9	AB	R	H	RBI	BB	SO	LOB
28 Curtis Granderson, L (1, 8) OBP: 0.433, SLG: 0.680	G3	G4-3			1-H 2B		1-2 3-H 1B			4	0	2	1	0	0	0
14 Placido Polanco, R (1, 4) OBP: 0.299, SLG: 0.424	HR		F8		L1		F7			3	1	1	1	0	0	1
66 Will Rhymes, L (7, 4) OBP: 0.226, SLG: 0.433										1	0	0	0	0	0	2
30 Magglio Ordonez, R (1, 9) OBP: 0.208, SLG: 0.095	G5-3		1B			P6		G6-3		4	0	1	0	0	0	0
25 Ryan Raburn, R (9, 9) OBP: 0.276, SLG: 0.204										0	0	0	0	0	0	0
24 Miguel Cabrera, R (1, 3) OBP: 0.333, SLG: 0.565	K		F8			F7		P5-3		4	0	0	0	0	1	0
9 Carlos Guillen, S (1, 7) OBP: 0.292, SLG: 0.333		33 2B 1B		K		K		K		4	1	1	0	0	3	0
34 Clete Thomas, L (9, 7) OBP: 0.286, SLG: 0.387										0	0	0	0	0	0	0
33 Marcus Thames, R (1, 10) OBP: 0.308, SLG: 0.441	15 1-H HR 2B			G2-3			39 1B 15 SH2-3 28 1B BB			2	2	1	1	1	0	0
15 Brandon Inge, R (1, 5) OBP: 0.362, SLG: 0.569	2-H HR			K			SH2-3 1-2			2	1	1	2	0	1	0
20 Matt Treanor, R (1, 2) OBP: 0.222, SLG: 0.400	L6				28 BLK 28 2B 1B		K			2	0	1	0	0	0	0
19 Jeff Larish, L (7, PH) OBP: 0.379, SLG: 0.518										1	0	0	0	0	1	1
61 Dane Sardinha, R (8, 2) OBP: 0.357, SLG: 0.462										0	0	0	0	0	0	0
39 Ramon Santiago, S (1, 6) OBP: 0.373, SLG: 0.356	F8				F7		28 1B 2-3 1B			3	0	1	0	0	0	1
71 Luis Palacios, R (7, PR) (8, 6)										0	0	0	0	0	0	0
Inning Stats	R: 1 E: 0 K: 1 S: 6 / H: 1 LOB: 0 BB: 0 P: 8	R: 3 E: 0 K: 0 S: 8 / H: 3 LOB: 0 BB: 0 P: 10	R: 0 E: 0 K: 0 S: 3 / H: 1 LOB: 0 BB: 0 P: 3	R: 0 E: 0 K: 2 S: 7 / H: 0 LOB: 0 BB: 0 P: 7	R: 0 E: 0 K: 0 S: 4 / H: 2 LOB: 1 BB: 0 P: 4	R: 0 E: 0 K: 1 S: 5 / H: 0 LOB: 0 BB: 0 P: 5	R: 1 E: 0 K: 1 S: 7 / H: 2 LOB: 2 BB: 1 P: 11	R: 0 E: 0 K: 1 S: 5 / H: 0 LOB: 0 BB: 0 P: 5		1B: 5 2B: 2 3B: 0 HR: 2 / SF: 0 SAC: 1 DP: 0 HBP: 0						

	AB	30
	R	5
	H	9
	RBI	5
	BB	1
	SO	6
	LOB	5

WP: 0 PB: 0 SB: 0 CS: 0 PA: 32

PITCHER		IP	WLS	BF	H	R	ER	SO	BB	IBB	HBP	BLK	WP	HR	S	P	ERA	WHIP
33 Javier Vazquez, R ERA: 3.31	(1, 1)	6.0		23	7	4	4	4	0	0	0	1	0	2	33	37	6.00	1.167
56 Blaine Boyer, R ERA: 0.96	(7, 1)	1.0	L	6	2	1	1	1	1	0	0	0	0	0	7	11	9.00	3.000
30 Jeff Bennett, R ERA: 8.68	(8, 1)	1.0		3	0	0	0	1	0	0	0	0	0	0	5	5	0.00	0.000

PITCHER		IP	WLS	BF	H	R	ER	SO	BB	IBB	HBP	BLK	WP	HR	S	P	ERA	WHIP

Batter	1	2	3	4	5	6	7	8	9	10	AB	R	H	RBI	BB	SO	LOB
5 Rocco Baldelli, R (1, 10) OBP: 0.275, SLG: 0.417 Ronald Bermudez, R (9, PH) (9, 10)	C S C 0-3 K ①		x 0-0 F7 ①		B B x 2-0 3-H HR		C S C 0-3 K ②		C S S 0-3 K ②		4	1	1	2	0	2	3
											1	0	0	0	0	1	0
15 Dustin Pedroia, R (1, 4) OBP: 0.438, SLG: 0.519 99 Kristopher Negrón, R (7, 4)	x 0-0 G6-3 ②		x 0-0 FC6-4 ② 1-2f		x 0-0 F8 ③		x 0-0 1-3 2-H 2B		C S C 0-3 K ③		4	0	1	1	0	0	1
											1	0	0	0	0	1	0
44 Jason Bay, R (1, 7) OBP: 0.395, SLG: 0.559 82 Jeff Corsaletti, L (6, 7)	x 0-0 P5 ③		x 0-0 F9 ③			x 0-0 F9 ①	B B B B 4-0 BB			x 0-0 G4-3 ①	3	0	0	0	0	0	1
											1	0	0	0	1	0	0
20 Kevin Youkilis, R (1, 3) OBP: 0.360, SLG: 0.381 Anthony Rizzo, L (6, 3)		x 0-0 G6-3 ①		C S C 0-3 K ①		x 0-0 1B	C S S 0-3 K ③			x 0-0 G3 ②	3	0	1	0	0	1	0
											2	0	0	0	0	1	3
25 Mike Lowell, R (1, 5) OBP: 0.313, SLG: 0.581 97 Ryan Dent, R (6, 6) OBP: 0.667, SLG: 0.500		x 0-0 62 BB 1B		x 0-0 P6 ②		C S S 0-3 K ②		x 0-0 1B		x 0-0 G4-3 ③	3	0	1	0	0	1	1
											2	0	1	0	0	0	0
62 Steve Green, R (1, 6) (6, 5)		B B B B 4-0 1-2 BB		x 0-0 F7 ③		x 0-0 F7 ③		C S C 0-3 K ①			3	0	0	0	1	1	2
13 Chip Ambres, R (1, 8) OBP: 0.293, SLG: 0.353		x 0-0 F4 ②			B B B 4-0 G6-3 5 HR WP BB		x 0-0 15 2B 1B 1B	C S S 0-3 K ②			3	2	1	0	1	1	3
Dusty Brown, R (1, 2) OBP: 0.370, SLG: 0.583 Mark Wagner, R (7, 2) OBP: 0.400, SLG: 0.778	C S C 0-3 K ③				B x 1-0 F9 ① 1-2		x 0-0 15 2B 1-2 1B	C S S 0-3 K ③			3	0	1	0	0	1	3
											1	0	0	0	0	1	1
Che-Hsuan Lin, R (1, 9) OBP: 0.250, SLG: 0.250			x 0-0 15 FC6-4 1B		x 0-0 G6-3 ② 2-3		x 0-0 F7 ①		C S S 0-3 K ①		4	0	1	0	0	1	3
Inning Stats	R: 0 E: 0 K: 1 S: 5 H: 0 LOB: 0 BB: 0 P: 5	R: 0 E: 0 K: 1 S: 6 H: 1 LOB: 2 BB: 1 P: 10	R: 0 E: 0 K: 0 S: 4 H: 1 LOB: 1 BB: 0 P: 4	R: 0 E: 0 K: 1 S: 5 H: 0 LOB: 0 BB: 0 P: 5	R: 2 E: 0 K: 0 S: 4 H: 1 LOB: 0 BB: 1 P: 11	R: 0 E: 0 K: 1 S: 6 H: 1 LOB: 1 BB: 0 P: 6	R: 1 E: 0 K: 2 S: 10 H: 3 LOB: 3 BB: 1 P: 14	R: 0 E: 0 K: 3 S: 10 H: 1 LOB: 1 BB: 0 P: 10	R: 0 E: 0 K: 3 S: 9 H: 0 LOB: 0 BB: 0 P: 9	R: 0 E: 0 K: 0 S: 3 H: 0 LOB: 0 BB: 0 P: 3	1B: 6 2B: 1 3B: 0 HR: 1	SF: 0 SAC: 0 DP: 0 HBP: 0	WP: 1 PB: 0 SB: 0 CS: 0	PA: 41			

PITCHER		IP	WLS	BF	H	R	ER	SO	BB	IBB	HBP	BLK	WP	HR	S	P	ERA	WHIP
11 Kenshin Kawakami, R ERA: 1.74	(1, 1)	6.0		24	4	2	2	4	2	0	0	0	1	1	30	41	3.00	1.000
46 Manny Acosta, R ERA: 5.4	(7, 1)	0.2		5	3	1	1	1	0	0	0	0	0	0	7	7	13.50	4.500
34 Eric O'Flaherty, L ERA: 10.38	(7, 1)	1.1		6	1	0	0	4	1	0	0	0	0	0	13	17	0.00	1.500
51 Michael Gonzalez, L ERA: 5.87	(9, 1)	1.0		3	0	0	0	3	0	0	0	0	0	0	9	9	0.00	0.000
74 Rafael Cruz, R ERA:	(10, 1)	1.0	W	3	0	0	0	0	0	0	0	0	0	0	3	3	0.00	0.000

PITCHER	IP	WLS	BF	H	R	ER	SO	BB	IBB	HBP	BLK	WP	HR	S	P	ERA	WHIP

TOP

Boston Red Sox @ Atlanta Braves

Champion Stadium, Lake Buena Vista, FL

Mon Mar 30 2009, 1:05 PM EDT
Att. 10,824 - Sunny - 74 F

livebaseballscorecards.com

AB	38
R	3
H	8
RBI	3
BB	3
SO	12
LOB	21

Boston Red Sox @ Atlanta Braves

Champion Stadium, Lake Buena Vista, FL

Mon Mar 30 2009, 1:05 PM EDT
Att. 10,824 - Sunny - 74 F

livebaseballscorecards.com

Batter	1	2	3	4	5	6	7	8	9	10	AB	R	H	RBI	BB	SO	LOB
2 Kelly Johnson, L (1, 4) OBP: 0.314, SLG: 0.339	F7		G4-3		BB		19 FC6-4 1B		88 S 1B		2	0	0	0	1	0	0
14 Martín Prado, R (6, 4) OBP: 0.371, SLG: 0.404									2-H		2	0	2	1	0	0	0
19 Yunel Escobar, R (1, 6) OBP: 0.333, SLG: 0.323	F8			F8	F8		FC6-4		G4-3		4	0	0	0	0	0	2
88 Javier Guzman, S (8, 6)							1-2f		1-2		1	0	0	0	0	0	1
10 Chipper Jones, S (1, 5) OBP: 0.360, SLG: 0.667	G3			16 2B 18 E BB		G3		P4		68 2B	2	1	0	0	1	0	0
89 Van Pope, R (7, 5) OBP: 0.333, SLG: 0.667											2	1	1	0	0	0	0
16 Brian McCann, L (1, 2) OBP: 0.435, SLG: 0.588				F8		K		P4		G5-3	1	1	1	0	1	0	0
8 David Ross, R (6, 2) OBP: 0.279, SLG: 0.447		18 1B BB		1-3 18 E 2B							3	0	0	0	0	1	1
18 Garret Anderson, L (1, 10) OBP: 0.500, SLG: 0.333				E3		7 1B BB		1 S 1B		2-H 2B	3	0	2	1	1	0	0
68 Brooks Conrad, S (8, PR) OBP: 0.211, SLG: 0.351		22 P5-3 1B		2-H 3-H							1	0	1	1	0	0	0
(9, 10)		1-2															
7 Jeff Francoeur, R (1, 9) OBP: 0.394, SLG: 0.439	K	K		K		1-2 1B		G4-3			3	0	1	0	0	2	3
1 Grégor Blanco, L (7, 9) OBP: 0.238, SLG: 0.222								1-2			1	0	0	0	0	0	1
22 Casey Kotchman, L (1, 3) OBP: 0.333, SLG: 0.531	P5-3		P5			F8			14 1B 2B		3	0	0	0	0	0	5
20 Greg Norton, S (7, 3) OBP: 0.408, SLG: 0.524	1-1f										1	1	1	0	0	0	0
23 Matt Diaz, R (1, 7) OBP: 0.345, SLG: 0.536		F8			F9		G1-3		K		4	0	0	0	0	1	1
64 Jordan Schafer, L (1, 8) OBP: 0.403, SLG: 0.542		F9			G4-3		F9		F9		2	0	0	0	0	0	0
87 Reid Gorecki, R (6, 8) OBP: 0.385, SLG: 0.583											2	0	0	0	0	0	1

Inning Stats	1	2	3	4	5	6	7	8	9	10
	R: 0 H: 0 E: 0 LOB: 0 K: 0 BB: 0 S: 3 P: 3	R: 0 H: 1 E: 0 LOB: 1 K: 1 BB: 1 S: 5 P: 9	R: 0 H: 0 E: 0 LOB: 0 K: 0 BB: 0 S: 3 P: 3	R: 2 H: 1 E: 1 LOB: 1 K: 1 BB: 1 S: 7 P: 11	R: 0 H: 0 E: 0 LOB: 1 K: 0 BB: 1 S: 3 P: 7	R: 0 H: 1 E: 0 LOB: 2 K: 1 BB: 1 S: 6 P: 10	R: 0 H: 1 E: 0 LOB: 1 K: 0 BB: 0 S: 4 P: 4	R: 0 H: 1 E: 0 LOB: 2 K: 0 BB: 0 S: 4 P: 5	R: 1 H: 2 E: 0 LOB: 1 K: 1 BB: 0 S: 7 P: 8	R: 1 H: 2 E: 0 LOB: 1 K: 0 BB: 0 S: 3 P: 3

| | | | | | | | | | | | | | | |

Atlanta Braves @ Houston Astros

Osceola County Stadium, Kissimmee, FL

Tue Mar 31 2009, 7:05 PM EDT

Att. 3,082 - Partly Cloudy - 77 F

livebaseballscorecards.com

TOP

Batter	1	2	3	4	5	6	7	8	9	AB	R	H	RBI	BB	SO	LOB
19 Yunel Escobar, R (1, 6) OBP: 0.333, SLG: 0.323	F9		G1-3			10 HR 1-2 1B	G6-3			3	1	1	0	0	0	0
4 Omar Infante, R (6, 6) OBP: 0.290, SLG: 0.467										1	0	0	0	0	0	1
22 Casey Kotchman, L (1, 3) OBP: 0.306, SLG: 0.486	F9			K		F9		G1-3		3	0	0	0	0	1	2
20 Greg Norton, S (6, 3) OBP: 0.400, SLG: 0.512										1	0	0	0	0	0	0
10 Chipper Jones, S (1, 5) OBP: 0.357, SLG: 0.750	K			K		HR 1-H 2-H		F9		3	1	1	3	0	2	0
14 Martin Prado, R (6, 5) OBP: 0.365, SLG: 0.397										1	0	0	0	0	0	0
18 Garret Anderson, L (1, 7) OBP: 0.545, SLG: 0.667		F7		1B		3B		G4-3		3	0	2	0	0	0	0
1 Grégor Blanco, L (6, 9) OBP: 0.227, SLG: 0.211										1	0	0	0	0	0	0
7 Jeff Francoeur, R (1, 9) OBP: 0.377, SLG: 0.417		L8		G4-3		K			23 DI BB	3	0	0	0	0	1	2
68 Brooks Conrad, S (6, 4) OBP: 0.231, SLG: 0.351										0	0	0	0	1	0	0
2 Kelly Johnson, L (1, 4) OBP: 0.315, SLG: 0.338		1B			K	G3-1			F9	3	0	1	0	0	1	1
58 Peter Moylan, R (6, 1)										0	0	0	0	0	0	0
Gorkys Hernández, R (7, 8)										1	0	0	0	0	0	1
8 David Ross, R (1, 2) OBP: 0.267, SLG: 0.425		F7			F8		G3		F9	2	0	0	0	0	0	1
27 J.C. Boscan, R (5, 2) OBP: 0.368, SLG: 0.267										2	0	0	0	0	0	1
64 Jordan Schafer, L (1, 8) OBP: 0.385, SLG: 0.516			G4-3		G3-1		G1-3		G6-3 1-2	3	0	0	0	0	0	0
72 Kris Medlen, S (7, 1)										0	0	0	0	0	0	0
23 Matt Diaz, R (9, PH) OBP: 0.339, SLG: 0.526										1	0	0	0	0	0	1
32 Derek Lowe, R (1, 1) OBP: 0.286, SLG: 0.286			F8			E6 19 1B 10 HR	1B			1	0	0	0	0	0	0
51 Michael Gonzalez, R (5, 1)										0	0	0	0	0	0	0
Vladimir Nunez, R (5, 1)										0	0	0	0	0	0	0
28 Brandon Jones, L (6, PH) OBP: 0.392, SLG: 0.438										2	1	1	0	0	0	0
(6, 7)																

Inning Stats																															
	R: 0	E: 0	K: 1	S: 5	H: 0	LOB: 0	BB: 0	P: 5	R: 0	E: 0	K: 0	S: 4	H: 1	LOB: 1	BB: 0	P: 4	R: 0	E: 0	K: 0	S: 3	H: 0	LOB: 0	BB: 0	P: 3	R: 0	E: 0	K: 2	S: 8	H: 1	LOB: 1	BB: 0	P: 8
	R: 0	E: 0	K: 1	S: 5	H: 0	LOB: 0	BB: 0	P: 5	R: 3	E: 1	K: 1	S: 9	H: 3	LOB: 1	BB: 0	P: 9	R: 0	E: 0	K: 0	S: 4	H: 1	LOB: 1	BB: 0	P: 4	R: 0	E: 0	K: 0	S: 3	H: 0	LOB: 0	BB: 0	P: 3
	R: 0	E: 0	K: 0	S: 3	H: 0	LOB: 1	BB: 1	P: 8																							

1B: 4	SF: 0
2B: 0	SAC: 0
3B: 1	DP: 0
HR: 1	HBP: 0

WP: 0	PA: 35
PB: 0	
SB: 0	
CS: 0	

	AB	34
	R	3
	H	6
	RBI	3
	BB	1
	SO	5
	LOB	10

PITCHER		IP	WLS	BF	H	R	ER	SO	BB	IBB	HBP	BLK	WP	HR	S	P	ERA	WHIP
39 Russ Ortiz, R ERA: 3.18	(1, 1)	6.0	W	24	5	3	2	5	0	0	0	0	0	1	34	34	3.00	0.833
22 LaTroy Hawkins, R ERA:	(7, 1)	1.0	H	4	1	0	0	0	0	0	0	0	0	0	4	4	0.00	1.000
73 Jeff Fulchino, R ERA: 1.76	(8, 1)	2.0		7	0	0	0	0	1	0	0	0	0	0	6	11	0.00	0.500

PITCHER	IP	WLS	BF	H	R	ER	SO	BB	IBB	HBP	BLK	WP	HR	S	P	ERA	WHIP

BOTTOM

Atlanta Braves @ Houston Astros

Osceola County Stadium, Kissimmee, FL

Tue Mar 31 2009, 7:05 PM EDT

Att. 3,082 - Partly Cloudy - 77 F

Batter	1	2	3	4	5	6	7	8	9	AB	R	H	RBI	BB	SO	LOB
21 Michael Bourn, L (1, 8) OBP: 0.301, SLG: 0.305 22 LaTroy Hawkins, R (7, 1) 83 Chris Barnwell, R (8, 4)	0-0 77 1B 3B		0-0 G4-3 ①		SSS 0-3 K ②	x 0-0 G3 ③		x 0-0 G4-3 ②		4 0 1	1 0 0	1 0 0	0 0 0	0 0 0	1 0 0	3 0 0
77 Ivan Rodriguez, R (1, 2) OBP: 0.318, SLG: 0.571 72 Lou Santangelo, R (7, 2) OBP: 0.273, SLG: 0.600	0-0 2 2B 45 SF7 3-H 1B		0-0 G5-3 ②		0-0 2 PB 3-H 1B		0-0 F8 ①	0-0 G5-3 ③		3 2	1 0	2 0	2 0	0 0	0 0	0 0
2 Darin Erstad, L (1, 3) OBP: 0.333, SLG: 0.345	0-0 10 F8 1-3 2B		0-0 45 2B 1B		BBB 4-0 1-2 BB		0-0 45 HR 1B			3	2	3	0	1	0	0
45 Carlos Lee, R (1, 7) OBP: 0.305, SLG: 0.313	0-0 SF7 ① 3-H		0-0 10 PO 1-H 2B		0-0 P3 ③		SSX 0-2 1-H HR			3	1	2	4	0	0	2
10 Miguel Tejada, R (1, 6) OBP: 0.327, SLG: 0.511 Reggie Abercrombie, R (6, PR) OBP: 0.378, SLG: 0.452 (7, 8)	0-0 F8 ② 2-3		B 1-0 2 SAFE PO ③ 2-3	0-0 F9 ①		BBB 4-0 27 G4-3 27 S 4 1B BB	0-0 G4-3 ②			2 1	0 1	0 1	0 0	0 0	1 0	1 0
27 Geoff Blum, S (1, 5) OBP: 0.231, SLG: 0.271 (7, 6) 73 Jeff Fulchino, R (8, 1)	0-0 G3 ③			SSC 0-3 K ②		B 1-0 X 1-3 G4-3 ①	0-0 4 1B 2B			4 0	1 0	1 0	0 0	0 0	1 0	2 0
9 Hunter Pence, R (1, 9) OBP: 0.368, SLG: 0.471 4 Jason Michaels, R (6, PH) OBP: 0.267, SLG: 0.395 (7, 9)		0-0 G6-3 ①		SSC 0-3 K ③		0-0 89 G4-3 3-H 1B	0-0 2-H 1B			2 2	0 0	0 2	0 2	0 0	1 0	0 0
89 Jason Smith, L (1, 4) OBP: 0.393, SLG: 0.517 (8, 6)		0-0 F8 ②			0-0 39 SH5-4 77 1B 2B	0-0 G4-3 ② 1-2	0-0 G4-3 ③			4	1	1	0	0	0	2
39 Russ Ortiz, R (1, 1) OBP: 0.200, SLG: 0.200 65 Chris Johnson, R (6, PH) OBP: 0.310, SLG: 0.347 (7, 5)		0-0 G4-3 ③			0-0 SH5-4 ① 2-3	BBB 4-0 BB		0-0 F9 ①		1 1	0 0	0 0	0 0	0 1	0 0	0 0
Inning Stats	R: 2 E: 0 K: 0 S: 6 H: 3 LOB: 1 BB: 0 P: 6	R: 0 E: 0 K: 0 S: 3 H: 0 LOB: 0 BB: 0 P: 3	R: 1 E: 0 K: 0 S: 4 H: 2 LOB: 0 BB: 0 P: 5	R: 0 E: 0 K: 2 S: 7 H: 0 LOB: 0 BB: 0 P: 7	R: 1 E: 0 K: 1 S: 7 H: 2 LOB: 2 BB: 1 P: 11	R: 1 E: 0 K: 0 S: 4 H: 1 LOB: 2 BB: 2 P: 13	R: 3 E: 0 K: 0 S: 9 H: 4 LOB: 1 BB: 0 P: 9	R: 0 E: 0 K: 0 S: 3 H: 0 LOB: 0 BB: 0 P: 3		1B: 6 2B: 4 3B: 1 HR: 1	SF: 1 SAC: 1 DP: 0 HBP: 0				WP: 0 PB: 1 SB: 1 CS: 0	PA: 39	

livebaseballscorecards.com

AB	33	
R	8	
H	12	
RBI	8	
BB	3	
SO	3	
LOB	10	

PITCHER		IP	WLS	BF	H	R	ER	SO	BB	IBB	HBP	BLK	WP	HR	S	P	ERA	WHIP
32 Derek Lowe, R ERA: 3.81	(1, 1)	4.0	L	16	5	3	3	2	0	0	0	0	0	0	20	21	6.75	1.250
51 Michael Gonzalez, L ERA: 6.48	(5, 1)	0.2		5	2	1	1	1	1	0	0	0	0	0	6	10	13.50	4.500
Vladimir Nunez, R ERA:	(5, 1)	0.1		1	0	0	0	0	0	0	0	0	0	0	1	1	0.00	0.000
58 Peter Moylan, R ERA: 3.0	(6, 1)	1.0		6	1	1	1	0	2	0	0	0	0	0	4	13	9.00	3.000
72 Kris Medlen, R ERA: 5.79	(7, 1)	2.0		10	4	3	3	0	0	0	0	0	0	1	12	12	13.50	2.000

PITCHER	IP	WLS	BF	H	R	ER	SO	BB	IBB	HBP	BLK	WP	HR	S	P	ERA	WHIP

Atlanta Braves @ Detroit Tigers

Joker Marchant Stadium, Lakeland, FL

Wed Apr 01 2009, 1:05 PM EDT
Att. 4,692 - Partly Cloudy - 83 F

TOP

livebaseballscorecards.com

Batter	1	2	3	4	5	6	7	8	9	AB	R	H	RBI	BB	SO	LOB
19 Yunel Escobar, R (1, 6) OBP: 0.346, SLG: 0.353	0-0 10 BB 1B	0-0 22 HR 2B 2-H 3-H		0-0 F9 ①		0-0 G5-3 ②		0-0 F8 ③		3	1	2	2	0	0	0
14 Martín Prado, R (4, 4) OBP: 0.354, SLG: 0.383 (9, 3)										2	0	0	0	0	0	1
22 Casey Kotchman, L (1, 3) OBP: 0.308, SLG: 0.553	0-0 P6 ① S B C X	1-2 HR 2-H		0-0 G6-3 ②		S S S 0-3 K ③			0-0 93 1B 23 FC5-4 2B	3	1	1	2	0	0	1
20 Greg Norton, S (4, 3) OBP: 0.404, SLG: 0.533										2	1	1	0	0	1	0
68 Brooks Conrad, S (9, 4) OBP: 0.231, SLG: 0.351										0	0	0	0	0	0	0
10 Chipper Jones, S (1, 5) OBP: 0.387, SLG: 0.846	B B B B 4-0 1-2 BB	0-0 F8 ②		0-0 HR			0-0 P3 ①		0-0 F9 ①	2	1	1	1	1	0	0
89 Van Pope, R (4, 5) OBP: 0.200, SLG: 0.400										2	0	0	0	0	0	1
16 Brian McCann, L (1, 10) OBP: 0.407, SLG: 0.524	0-0 P5 ②	0-0 F8 ③		0-0 F9 ③			0-0 23 G4-3 1B		0-0 23 FC5-4 2-3 1B	4	0	1	0	0	0	2
93 Matt Young, L (7, PR) OBP: 0.500, SLG: 0.500 (7, 10)										1	0	1	0	0	0	0
18 Garret Anderson, L (1, 7) OBP: 0.429, SLG: 0.500	0-0 G6-3 ③		0-0 F8 ①		0-0 G4-3 ①		0-0 G4-3 ② 1-2		0-0 FC5-4 ② 1-2f 3-H	3	0	0	0	0	0	2
23 Matt Diaz, R (5, 7) OBP: 0.328, SLG: 0.508										2	0	0	1	0	0	2
4 Omar Infante, R (1, 4) OBP: 0.303, SLG: 0.500		0-0 1 1B 3B	0-0 28 G3 1 2B 1B		0-0 F8 ②		0-0 F9 ③		S S S 0-3 K ③	4	2	2	0	0	0	2
(4, 6) 88 Javier Guzman, S (7, 6)										1	0	0	0	0	1	1
28 Brandon Jones, L (1, 9) OBP: 0.364, SLG: 0.404		0-0 G1-3 ①	0-0 G3 ② 1-2		S S S 0-3 K ③			0-0 G5-3 ①		4	0	0	0	0	1	2
1 Grégor Blanco, L (1, 8) OBP: 0.269, SLG: 0.304		0-0 2B 19 2B 1B 3-H	0-0 2-H 2B			S S T 0-2 K ①		0-0 F9 ②		4	1	2	2	0	1	0
Clint Sammons, R (1, 2) OBP: 0.500, SLG: 1.000		0-0 19 2B 2B 1-3	0-0 P4 ③			B B X 2-0 HR		0-0 1B		3	2	2	1	0	0	1
27 J.C. Boscan, R (6, 2) OBP: 0.400, SLG: 0.313										1	0	1	0	0	0	0

	AB	41
	R	9
	H	14
	RBI	9
	BB	1
	SO	4
	LOB	15

Inning Stats																																		
	R: 0	E: 0	K: 0	S: 4	H: 1	LOB: 2	BB: 1	P: 8	R: 5	E: 0	K: 0	S: 10	H: 5	LOB: 0	BB: 0	P: 11	R: 1	E: 0	K: 0	S: 5	H: 2	LOB: 1	BB: 0	P: 5	R: 1	E: 0	K: 0	S: 4	H: 1	LOB: 0	BB: 0	P: 4	R: 0	E: 0	K: 1	S: 5	H: 0	LOB: 0	BB: 0	P: 5	R: 1	E: 0	K: 2	S: 8	H: 1	LOB: 0	BB: 0	P: 10	R: 0	E: 0	K: 0	S: 4	H: 1	LOB: 2	BB: 0	P: 4	R: 0	E: 0	K: 0	S: 4	H: 1	LOB: 1	BB: 0	P: 4	R: 1	E: 0	K: 1	S: 7	H: 2	LOB: 1	BB: 0	P: 7	1B: 6	2B: 4	3B: 1	HR: 3	SF: 0	SAC: 0	DP: 0	HBP: 0	WP: 0	PB: 0	SB: 0	CS: 0	PA: 42
---	---	---	---	---	---	---	---	---	---	---	---	---	---	---	---	---	---	---

BOTTOM

Batter	1	2	3	4	5	6	7	8	9	AB	R	H	RBI	BB	SO	LOB
28 Curtis Granderson, L (1, 8) OBP: 0.432, SLG: 0.750	P6		HR 1-H	G4-3			64 G4-6-3 1B		G3-1	4	1	2	2	0	0	1
Deik Scram, L (7, PR)										1	0	0	0	0	0	0
(8, 8)																
14 Placido Polanco, R (1, 4) OBP: 0.274, SLG: 0.385	G4-3		G6-3		P5-3		G4-6-3 1-2f		G3	3	0	0	0	0	0	0
64 Justin Henry, L (6, 4)										1	0	0	0	0	0	1
Gustavo Nunez, S (9, PH)										1	0	0	0	0	0	0
30 Magglio Ordonez, R (1, 10) OBP: 0.226, SLG: 0.111	F8		E6 24 1B		P5-3		P5-3			4	0	0	0	0	0	1
24 Miguel Cabrera, R (1, 3) OBP: 0.367, SLG: 0.586		G6-3	9 FC5-4 1-2 1B		1B			P5-3		3	0	2	0	0	0	0
Ryan Roberson, R (8, 3)										1	0	0	0	0	0	0
9 Carlos Guillen, S (1, 7) OBP: 0.250, SLG: 0.286		P2	FC5-4 1-2f		F8			L8		4	0	0	0	0	0	3
Chao-Ting Tang, L (9, 7)										0	0	0	0	0	0	0
12 Gerald Laird, R (1, 2) OBP: 0.426, SLG: 0.558	1B			G6-3		13 FC6-4 1B		BB 19 2B		3	0	2	0	0	0	0
20 Matt Treanor, R (8, 2) OBP: 0.290, SLG: 0.407										0	0	0	0	1	0	0
45 Angel Flores, R (9, 2)										0	0	0	0	0	0	0
15 Brandon Inge, R (1, 5) OBP: 0.349, SLG: 0.554	F7			4 G4-3 13 1B 2B		F7		1-3 2B		2	1	1	0	0	0	1
19 Jeff Larish, L (6, PH) OBP: 0.370, SLG: 0.524										2	0	1	0	0	0	1
(7, 5)																
4 Adam Everett, R (1, 6) OBP: 0.240, SLG: 0.347			13 FC3-6 1B	G4-3 2-3		F8		F7		3	0	1	0	0	0	2
39 Ramon Santiago, S (7, 6) OBP: 0.365, SLG: 0.348										1	0	0	0	0	0	2
13 Josh Anderson, L (1, 9) OBP: 0.294, SLG: 0.431			FC3-6 28 HR 1-2f	3-H 1B		FC6-4 1-2f			K	4	1	1	1	0	1	2
Inning Stats	R: 0 E: 0 K: 0 S: 3 H: 0 LOB: 0 BB: 0 P: 3	R: 0 E: 0 K: 0 S: 4 H: 1 LOB: 1 BB: 0 P: 4	R: 2 E: 1 K: 0 S: 8 H: 3 LOB: 2 BB: 0 P: 10	R: 1 E: 0 K: 0 S: 5 H: 2 LOB: 1 BB: 0 P: 5	R: 0 E: 0 K: 0 S: 4 H: 1 LOB: 1 BB: 0 P: 4	R: 0 E: 0 K: 0 S: 4 H: 1 LOB: 1 BB: 0 P: 4	R: 0 E: 0 K: 0 S: 3 H: 1 LOB: 1 BB: 0 P: 3	R: 0 E: 0 K: 0 S: 4 H: 1 LOB: 2 BB: 1 P: 8	R: 0 E: 0 K: 1 S: 5 H: 0 LOB: 0 BB: 0 P: 5	1B: 7 2B: 2 3B: 0 HR: 1 SF: 0 SAC: 0 DP: 1 HBP: 0						

PITCHER		IP	WLS	BF	H	R	ER	SO	BB	IBB	HBP	BLK	WP	HR	S	P	ERA	WHIP
47 Tom Glavine, L ERA: 2.25	(1, 1)	5.0	W	23	7	3	3	0	0	0	0	0	0	1	24	26	5.40	1.400
30 Jeff Bennett, R ERA: 7.84	(6, 1)	1.0		4	1	0	0	0	0	0	0	0	0	0	4	4	0.00	1.000
36 Boone Logan, L ERA: 5.59	(7, 1)	1.2		7	2	0	0	0	1	0	0	0	0	0	6	10	0.00	1.800
74 Rafael Cruz, R ERA:	(8, 1)	1.1		4	0	0	0	1	0	0	0	0	0	0	6	6	0.00	0.000

PITCHER	IP	WLS	BF	H	R	ER	SO	BB	IBB	HBP	BLK	WP	HR	S	P	ERA	WHIP

Atlanta Braves @ Detroit Tigers

Joker Marchant Stadium, Lakeland, FL

Wed Apr 01 2009, 1:05 PM EDT

Att. 4,692 - Partly Cloudy - 83 F

livebaseballscorecards.com

AB	37
R	3
H	10
RBI	3
BB	1
SO	1
LOB	14

WP: 0	PA: 38		
PB: 0			
SB: 0			
CS: 0			

Batter	1	2	3	4	5	6	7	8	9	AB	R	H	RBI	BB	SO	LOB
19 Yunel Escobar, R (1, 6) OBP: 0.338, SLG: 0.343	F8		G5-3		P6		K 1-3		PO 1-2	2	0	0	0	0	0	0
4 Omar Infante, R (3, 6) OBP: 0.294, SLG: 0.485										2	0	0	0	0	1	1
Michael Fisher, S (7, 6)										0	0	0	0	0	0	0
22 Casey Kotchman, L (1, 3) OBP: 0.317, SLG: 0.550	G3-1		10 1B 1B		E6 94 HBP 1B		F9			2	0	1	0	0	0	0
14 Martín Prado, R (3, 3) OBP: 0.343, SLG: 0.371										2	1	0	0	0	0	0
10 Chipper Jones, S (1, 5) OBP: 0.424, SLG: 0.857	1B		1-2 1B		1B 1-2 HBP			F9		2	0	2	0	0	0	0
94 Kody Kirkland, R (3, 5)										1	0	0	0	0	0	0
16 Brian McCann, L (1, 2) OBP: 0.379, SLG: 0.478	K		F7		1B 1-3 2-H			G5-3		2	0	0	0	0	1	3
Clint Sammons, R (3, 2) OBP: 0.500, SLG: 0.958										2	0	1	1	0	0	0
18 Garret Anderson, L (1, 10) OBP: 0.412, SLG: 0.467		7 G2-3 1B	K		G4-3			1B		3	0	1	0	0	1	2
27 J.C. Boscan, R (8, PH) OBP: 0.429, SLG: 0.353										1	0	1	0	0	0	0
(8, 10)																
7 Jeff Francoeur, R (1, 9) OBP: 0.366, SLG: 0.403		G2-3 1-2	K			G3-1		G4-3		2	0	0	0	0	1	1
28 Brandon Jones, L (4, 9) OBP: 0.351, SLG: 0.389										2	0	0	0	0	0	1
2 Kelly Johnson, L (1, 4) OBP: 0.316, SLG: 0.382		F7	HR			G6-3			F8	3	1	1	1	0	0	1
68 Brooks Conrad, S (6, 4) OBP: 0.225, SLG: 0.342										1	0	0	0	0	0	0
23 Matt Diaz, R (1, 7) OBP: 0.317, SLG: 0.492		G6-3	K			K			G3-1	2	0	0	0	0	1	1
92 Cody Johnson, L (4, 7)										2	0	0	0	0	1	0
64 Jordan Schafer, L (1, 8) OBP: 0.373, SLG: 0.500			G1-3		G3		BB 4 K 4 S		BB PO	2	0	0	0	0	0	0
1 Grégor Blanco, L (5, 8) OBP: 0.321, SLG: 0.304										0	0	0	0	2	0	0
Inning Stats	R: 0 H: 1 E: 0 LOB: 1 K: 1 BB: 0 S: 6 P: 6	R: 0 H: 1 E: 0 LOB: 1 K: 0 BB: 0 S: 4 P: 4	R: 0 H: 2 E: 0 LOB: 2 K: 0 BB: 0 S: 5 P: 5	R: 1 H: 1 E: 0 LOB: 0 K: 3 BB: 0 S: 10 P: 12	R: 1 H: 1 E: 1 LOB: 2 K: 0 BB: 0 S: 5 P: 6	R: 0 H: 0 E: 0 LOB: 0 K: 1 BB: 0 S: 5 P: 5	R: 0 H: 0 E: 0 LOB: 0 K: 1 BB: 1 S: 4 P: 8	R: 0 H: 1 E: 0 LOB: 1 K: 0 BB: 0 S: 4 P: 4	R: 0 H: 0 E: 0 LOB: 0 K: 0 BB: 1 S: 3 P: 8	1B: 6 SF: 0 2B: 0 SAC: 0 3B: 0 DP: 0 HR: 1 HBP: 1						

PITCHER		IP	WLS	BF	H	R	ER	SO	BB	IBB	HBP	BLK	WP	HR	S	P	ERA	WHIP
69 Bud Norris, R ERA: 6.75	(1, 1)	4.0		17	5	1	1	4	0	0	0	0	0	1	25	27	2.25	1.250
68 Sergio Perez, R ERA: 8.31	(5, 1)	4.0	L	16	2	1	0	2	1	0	1	0	0	0	18	23	0.00	0.750
13 Neal Musser, L ERA:	(9, 1)	1.0		3	0	0	0	0	1	0	0	0	0	0	3	8	0.00	1.000

PITCHER	IP	WLS	BF	H	R	ER	SO	BB	IBB	HBP	BLK	WP	HR	S	P	ERA	WHIP

TOP

Atlanta Braves @ Houston Astros

Osceola County Stadium, Kissimmee, FL

Thu Apr 02 2009, 1:05 PM EDT

Att. 2,449 - Partly Cloudy - 78 F

livebaseballscorecards.com

AB	33
R	2
H	7
RBI	2
BB	2
SO	6
LOB	10

WP: 0 PA: 37
PB: 0
SB: 1
CS: 0

Batter	1	2	3	4	5	6	7	8	9	AB	R	H	RBI	BB	SO	LOB
Matt Kata, S (1, 6) OBP: 0.233, SLG: 0.400	2B 19 PB 1B		G1-3 ②		F8 ③			G6-3 ①		4	1	1	0	0	0	1
83 Chris Barnwell, R (1, 4) 72 Andy Simunic, R (6, 4)	F9 ①		F9 ③			K ①		G6-3 ②		2 2	0 0	0 0	0 0	0 0	0 1	1 0
John Gall, R (1, 10) OBP: 0.438, SLG: 0.483 Michael Diaz, L (6, PR) OBP: 1.000, SLG: 1.000 (7, 10)	19 PB 1-3 2B			F7 ①		19 G6-4-3 1B		1B		3 1	0 0	2 1	0 0	0 0	0 0	0 0
19 Mark Saccomanno, R (1, 3) OBP: 0.111, SLG: 0.296	K ② 2-3 3-H			71 1B 1B		G6-4-3 ②③ 1-2f		F9 ③		4	0	1	0	0	1	3
71 Jason Castro, L (1, 2) OBP: 0.250, SLG: 0.250 Jonathon Fixler, R (7, 2)	G6-3 ③			G4-6-3 1-2 1B			F9 ①		F7 ①	2 2	0 0	1 0	0 0	0 0	0 0	1 0
Eli Iorg, R (1, 9) OBP: 0.200, SLG: 0.200		20 G6-4-3 1B		G4-6-3 ②③ 1-2f			G1-3 ②		K ②	4	0	1	0	0	1	2
12 Nicholas Moresi, R (1, 7) OBP: 0.500, SLG: 0.500		F8 ①			20 G1-3 1B		1B 1B		G4-3 ③	4	0	2	0	0	0	1
20 David Flores, R (1, 5) Christopher Minaker, R (7, 5) OBP: 0.500, SLG: 0.500		G6-4-3 ②③ 1-2f			G1-3 ① 1-2		1-3 1B			2 1	0 0	0 1	0 0	0 0	0 0	2 0
Steve Brown, R (1, 8)			F9 ①		K ②		K ③			3	0	0	0	0	2	3
Inning Stats	R: 1 H: 2 E: 0 LOB: 1 K: 1 BB: 0 S: 7 P: 7	R: 0 H: 1 E: 0 LOB: 0 K: 0 BB: 0 S: 3 P: 3	R: 0 H: 0 E: 0 LOB: 0 K: 0 BB: 0 S: 3 P: 3	R: 0 H: 2 E: 0 LOB: 1 K: 0 BB: 0 S: 4 P: 4	R: 0 H: 1 E: 0 LOB: 1 K: 1 BB: 0 S: 6 P: 6	R: 0 H: 1 E: 0 LOB: 1 K: 1 BB: 0 S: 5 P: 5	R: 0 H: 2 E: 0 LOB: 2 K: 1 BB: 0 S: 7 P: 7	R: 0 H: 1 E: 0 LOB: 1 K: 0 BB: 0 S: 4 P: 4	R: 0 H: 0 E: 0 LOB: 0 K: 1 BB: 0 S: 5 P: 5	1B: 9 2B: 1 3B: 0 HR: 0	SF: 0 SAC: 0 DP: 3 HBP: 0					

BOTTOM

Atlanta Braves @ Houston Astros

Osceola County Stadium, Kissimmee, FL

Thu Apr 02 2009, 1:05 PM EDT
Att. 2,449 - Partly Cloudy - 78 F

livebaseballscorecards.com

AB	34
R	1
H	10
RBI	0
BB	0
SO	5
LOB	14

WP: 0 PB: 1 SB: 0 CS: 0 PA: 34

PITCHER	IP	WLS	BF	H	R	ER	SO	BB	IBB	HBP	BLK	WP	HR	S	P	ERA	WHIP
49 Jair Jurrjens, R (1, 1) ERA: 2.76	4.0	W	15	5	1	0	1	0	0	0	0	0	0	17	17	0.00	1.250
Rafael Soriano, R (5, 1) ERA:	1.0	H	4	1	0	0	1	0	0	0	0	0	0	6	6	0.00	1.000
58 Peter Moylan, R (6, 1) ERA: 2.57	1.0	H	3	1	0	0	1	0	0	0	0	0	0	5	5	0.00	1.000
34 Eric O'Flaherty, L (7, 1) ERA: 9.31	1.0	H	5	2	0	0	1	0	0	0	0	0	0	7	7	0.00	2.000
56 Blaine Boyer, R (8, 1) ERA: 0.87	1.0	H	4	1	0	0	0	0	0	0	0	0	0	4	4	0.00	1.000

PITCHER	IP	WLS	BF	H	R	ER	SO	BB	IBB	HBP	BLK	WP	HR	S	P	ERA	WHIP
46 Manny Acosta, R (9, 1) ERA: 4.82	1.0	S	3	0	0	0	1	0	0	0	0	0	0	5	5	0.00	0.000

Detroit Tigers @ Atlanta Braves

Turner Field, Atlanta, GA

Fri Apr 03 2009, 7:10 PM EDT

Att. 13,862 - Cloudy - 58 F

TOP

livebaseballscorecards.com

Batter	1	2	3	4	5	6	7	8	9	AB	R	H	RBI	BB	SO	LOB
28 Curtis Granderson, L (1, 8) OBP: 0.444, SLG: 0.769	C FF 89 F FF 89 F FF 90 S SL 84 0-3 ① K			C CH 74 X CU 72 0-1 ① F7		B SI 91 X SI 90 1-0 2B			M FA 87 B CU 76 S FA 89 X CU 78 1-2 ① F7	4	0	1	0	0	1	0
14 Placido Polanco, R (1, 4) OBP: 0.266, SLG: 0.366 39 Ramon Santiago, S (7, 4) OBP: 0.370, SLG: 0.375 (8, 6)	B FF 89 X FF 89 1-0 ② P3			C FF 87 X SL 79 0-1 ② F8		C SI 90 X SI 89 0-1 ③ L5			B CH 81 C CH 82 B FA 87 B CH 82 X FA 89 3-1 13 1B 2B	3 1	0 0	0 1	0 0	0 0	0 0	1 0
30 Magglio Ordonez, R (1, 9) OBP: 0.316, SLG: 0.188 13 Josh Anderson, L (7, PR) OBP: 0.304, SLG: 0.439 (7, 9)	S FF 91 B FF 90 C FF 91 B SL 84 C SL 83 2-3 ③ K			X CU 71 0-0 ③ F9			C FF 88 B FF 89 F SL 85 B FF 90 X SL 84 2-2 24 1B 9 G4-6-3 1B		B CU 75 X FA 89 1-0 2-3 1B	3 1	0 1	1 1	0 0	0 0	1 0	0 0
24 Miguel Cabrera, R (1, 3) OBP: 0.378, SLG: 0.583 62 Don Kelly, L (7, PR) OBP: 0.313, SLG: 0.393 (7, 3)		F FF 88 F SL 80 B FF 90 F FF 89 F CU 64 X FF 90 1-2 ① F9			C FF 90 B SL 83 X SL 80 1-1 ① G5-3		1 SAFE 1 SAFE F FF 88 1 SAFE X SI 89 0-1 9 G4-6-3 1-3 1B		B FA 88 1 SAFE 1 SAFE B FA 88 X FA 88 2-0 ② P6	3 1	0 0	1 0	0 0	0 0	0 0	0 2
9 Carlos Guillen, S (1, 7) OBP: 0.286, SLG: 0.333 54 Kyle Peter, L (7, 7) OBP: 0.500, SLG: 0.500		X FF 89 0-0 ② P6			B FF 90 B SL 77 B FF 90 C FF 90 S FF 91 B FF 92 4-2 15 S BB		F FF 88 X SL 83 0-1 ① ② G4-6-3 1-2f 3-H		B CH 81 1 SAFE S CH 82 B CH 82 B FA 87 C FA 87 X FA 83 3-2 ③ G2-3	2 1	0 0	0 0	0 0	1 0	0 0	1 2
33 Marcus Thames, R (1, 10) OBP: 0.260, SLG: 0.341		B SL 79 F CU 72 B CU 64 C SL 79 X FF 87 2-2 ③ P2			B SL 74 F SL 90 S SL 79 B FF 92 C SL 80 2-3 ② K		X SL 85 0-0 ③ L6			3	0	0	0	0	1	2
15 Brandon Inge, R (1, 5) OBP: 0.333, SLG: 0.565			F FF 87 B CH 79 B CH 78 C SL 81 C CU 75 2-3 ① K		B SL 77 B SL 79 F FF 91 S SL 80 B FF 92 X SL 79 3-2 ③ P6 1-2			C FF 90 S CU 74 B CU 76 S SI 90 1-3 ① K		3	0	0	0	0	2	1
20 Matt Treanor, R (1, 2) OBP: 0.265, SLG: 0.367			F FF 89 B C B FF 90 S 2-3 ② K			B SI 89 X SI 89 1-0 ① G5-3		F FF 91 C FF 92 B CU 75 B CU 75 X FF 93 2-2 ② G5-3		3	0	0	0	0	1	0
4 Adam Everett, R (1, 6) OBP: 0.218, SLG: 0.315 19 Jeff Larish, L (8, PH) OBP: 0.346, SLG: 0.485 64 Justin Henry, L (8, 4)			C FF 88 X SI 90 0-1 ③ G4-3			C SI 89 S SL 86 B CU 83 S FF 90 1-3 ② K		F FF 92 B FF 92 X FF 92 1-1 ③ G4-3		2 1 0	0 0 0	0 0 0	0 0 0	0 0 0	1 0 0	0 0 0
Inning Stats	R: 0 E: 0 K: 2 S: 8 H: 0 LOB: 0 BB: 0 P: 11	R: 0 E: 0 K: 0 S: 9 H: 0 LOB: 0 BB: 0 P: 12	R: 0 E: 0 K: 2 S: 8 H: 0 LOB: 0 BB: 0 P: 12	R: 0 E: 0 K: 0 S: 5 H: 0 LOB: 0 BB: 0 P: 5	R: 0 E: 0 K: 1 S: 10 H: 0 LOB: 1 BB: 1 P: 20	R: 0 E: 0 K: 1 S: 7 H: 1 LOB: 1 BB: 0 P: 10	R: 1 E: 0 K: 0 S: 8 H: 2 LOB: 1 BB: 0 P: 10	R: 0 E: 0 K: 1 S: 8 H: 0 LOB: 0 BB: 0 P: 12	R: 0 E: 0 K: 0 S: 10 H: 2 LOB: 2 BB: 0 P: 20	1B: 3 2B: 2 3B: 0 HR: 0 SF: 0 SAC: 0 DP: 1 HBP: 0						

	AB	31
	R	1
	H	5
	RBI	0
	BB	1
	SO	7
	LOB	9

WP: 0 PB: 0 SB: 1 CS: 0 PA: 32

PITCHER		IP	WLS	BF	H	R	ER	SO	BB	IBB	HBP	BLK	WP	HR	S	P	ERA	WHIP
33 Javier Vazquez, R ERA: 2.66	(1, 1)	4.0	W	12	0	0	0	4	0	0	0	0	0	0	30	40	0.00	0.000
51 Michael Gonzalez, L ERA: 5.79	(5, 1)	1.0	H	4	0	0	0	1	1	0	0	0	0	0	10	20	0.00	1.000
30 Jeff Bennett, R ERA: 7.15	(6, 1)	1.0	H	4	1	0	0	1	0	0	0	0	0	0	7	10	0.00	1.000
38 Buddy Carlyle, R ERA: 0.9	(7, 1)	1.0	H	4	2	1	1	0	0	0	0	0	0	0	8	10	9.00	2.000
Jerome Gamble, R ERA:	(8, 1)	1.0	H	3	0	0	0	1	0	0	0	0	0	0	8	12	0.00	0.000

PITCHER		IP	WLS	BF	H	R	ER	SO	BB	IBB	HBP	BLK	WP	HR	S	P	ERA	WHIP
59 Francisley Bueno, L ERA:	(9, 1)	1.0	S	5	2	0	0	0	0	0	0	0	0	0	10	20	0.00	2.000

Batter	1	2	3	4	5	6	7	8	9	AB	R	H	RBI	BB	SO	LOB
19 Yunel Escobar, R (1, 6) OBP: 0.346, SLG: 0.352	X SI 88 0-0 16 S 1B		B FF 91 X SI 91 1-0 ② ③ G1-6-3 1-2f		B CH 86 B SI 87 S CH 85 B FF 88 B FF 89 4-1 2 FC6-4 BB		C FF 91 B CU 75 B SI 92 S FC 92 S FF 93 2-3 ③ K			1	0	1	0	0	0	0
75 Brandon Hicks, R (1, PR) OBP: 0.385, SLG: 0.500 (2, 6)										2	0	0	0	1	1	1
2 Kelly Johnson, L (1, 4) OBP: 0.313, SLG: 0.366	F SI 88 1 SAFE C CU 70 F CU 72 X FF 89 0-2 ① P4			S CH 79 B SL 81 B SL 80 B SI 89 F FF 89 B SI 89 4-2 4 HR BB	B CU 73 X SI 88 1-0 ① FC6-4 4 F8 4 S 1-2f			C FF 88 B SL 83 X CH 80 1-1 ① F8		3	1	0	0	1	0	2
68 Brooks Conrad, S (9, 4) OBP: 0.225, SLG: 0.342										0	0	0	0	0	0	0
4 Omar Infante, R (1, 5) OBP: 0.292, SLG: 0.514	X SL 80 0-0 ② F9			B SI 90 B CH 79 F SI 90 1 SAFE 1 SAFE F SI 88 1 SAFE X SI 90 2-2 1-H HR	B CU 74 C CH 80 B SL 83 B SL 81 C SI 90 X SI 90 3-2 ② F8 1-3			C FF 90 B FF 90 B FF 90 X SL 83 2-1 ② G6-3		4	1	1	2	0	0	2
16 Brian McCann, L (1, 2) OBP: 0.344, SLG: 0.423	B SI 90 B SL 84 B SI 89 C SI 87 C SL 80 S CU 72 3-3 ③ K 1-2			X SI 88 0-0 ① G3	B SL 77 C SL 77 C SI 90 B SI 91 B SI 90 C SL 78 3-3 ③ K			C FF 90 X FF 90 0-1 ③ G5-3		3	0	0	0	0	2	2
5 Clint Sammons, R (6, 2) OBP: 0.481, SLG: 0.920										1	0	0	0	0	0	0
18 Garret Anderson, L (1, 7) OBP: 0.400, SLG: 0.444		C SI 86 B CH 86 X FF 88 1-1 ① P5		C SI 88 B SL 83 X SL 84 1-1 7 2B 22 G1-4-3 1B		X SI 88 0-0 ① F8				3	1	1	0	0	0	0
23 Matt Diaz, R (7, 7) OBP: 0.317, SLG: 0.492										0	0	0	0	0	0	0
7 Jeff Francoeur, R (1, 9) OBP: 0.365, SLG: 0.415		B SL 82 S CH 79 B SI 89 X SL 82 2-1 ② P4		B SI 90 B CU 75 X FF 90 2-0 22 G1-4-3 1-3 2B		B FF 95 B FF 92 B FF 92 C FF 92 X SI 93 3-1 ② G6-3				3	0	1	0	0	0	0
87 Reid Gorecki, R (7, 9) OBP: 0.385, SLG: 0.583										0	0	0	0	0	0	0
22 Casey Kotchman, L (1, 3) OBP: 0.295, SLG: 0.512		C FF 88 B SI 89 F SL 84 X CH 79 1-2 ③ G1-3		C CU 72 X CU 71 0-1 ② G1-4-3 2-3 3-H		F FF 95 B SI 96 F FF 96 X FF 95 1-2 ③ G3-1				3	0	0	1	0	0	1
14 Martín Prado, R (7, 3) OBP: 0.343, SLG: 0.371										0	0	0	0	0	0	0
24 Jordan Schafer, L (1, 8) OBP: 0.371, SLG: 0.485			B SL 82 F SI 87 S CH 79 B SL 83 X CH 78 2-2 ① G3-1	S CH 78 S FF 90 D CU 70 B CH 77 B FF 89 F SI 90 F FF 91 F SI 90 F FF 90 4-2 F CH 76 B SI 90 BB			B FC 89 X FF 90 1-0 ① G3-1			2	0	0	0	1	0	0
20 Greg Norton, S (1, 10) OBP: 0.400, SLG: 0.511			B CU 72 B SI 88 S SI 88 F SI 89 B CH 80 B CH 78 4-2 75 G1-6-3 BB	F CU 72 S FF 90 B FF 89 D SL 82 C CU 72 2-3 ③ K			S FF 91 B FC 89 T FC 89 B CU 75 B CU 76 X FC 89 3-2 ② G6-3			2	0	0	0	1	1	2
Inning Stats	R: 0 E: 0 K: 1 S: 9 H: 1 LOB: 2 BB: 0 P: 12	R: 0 E: 0 K: 0 S: 7 H: 0 LOB: 0 BB: 0 P: 11	R: 0 E: 0 K: 0 S: 6 H: 0 LOB: 0 BB: 1 P: 13	R: 3 E: 0 K: 1 S: 21 H: 3 LOB: 2 BB: 2 P: 36	R: 0 E: 0 K: 1 S: 8 H: 0 LOB: 1 BB: 1 P: 19	R: 0 E: 0 K: 0 S: 6 H: 0 LOB: 0 BB: 0 P: 10	R: 0 E: 0 K: 1 S: 7 H: 0 LOB: 0 BB: 0 P: 13	R: 0 E: 0 K: 0 S: 6 H: 0 LOB: 0 BB: 0 P: 9		1B: 2 2B: 1 3B: 0 HR: 1	SF: 0 SAC: 0 DP: 1 HBP: 0			WP: 0 PB: 0 SB: 2 CS: 0	PA: 31	

PITCHER		IP	WLS	BF	H	R	ER	SO	BB	IBB	HBP	BLK	WP	HR	S	P	ERA	WHIP
31 Zach Miner, R ERA: 5.86	(1, 1)	4.2	L	21	4	3	3	2	4	0	0	0	0	1	48	85	5.79	1.714
44 Bobby Seay, L ERA: 1.88	(5, 1)	0.2		2	0	0	0	1	0	0	0	0	0	0	4	7	0.00	0.000
74 Ryan Perry, R ERA: 0.73	(6, 1)	0.2		2	0	0	0	0	0	0	0	0	0	0	5	9	0.00	0.000
37 Brandon Lyon, R ERA: 5.25	(7, 1)	1.0		3	0	0	0	1	0	0	0	0	0	0	7	13	0.00	0.000
59 Juan Rincon, R ERA:	(8, 1)	1.0		3	0	0	0	0	0	0	0	0	0	0	6	9	0.00	0.000

PITCHER	IP	WLS	BF	H	R	ER	SO	BB	IBB	HBP	BLK	WP	HR	S	P	ERA	WHIP

Detroit Tigers @ Atlanta Braves

Turner Field, Atlanta, GA

Fri Apr 03 2009, 7:10 PM EDT

Att. 13,862 - Cloudy - 58 F

BOTTOM

livebaseballscorecards.com

AB	27
R	3
H	4
RBI	3
BB	4
SO	4
LOB	10

Detroit Tigers @ Atlanta Braves

Turner Field, Atlanta, GA

Sat Apr 04 2009, 1:10 PM EDT

Att. 14,223 - Partly Cloudy - 65 F

livebaseballscorecards.com

TOP

Batter	1	2	3	4	5	6	7	8	9	AB	R	H	RBI	BB	SO	LOB
28 Curtis Granderson, L (1, 8) OBP: 0.449, SLG: 0.732	P6	14 BB IBB	1-2 2-3 3-H BB			L3	G3 1-2		F9	2	0	0	1	2	0	0
54 Kyle Peter, L (6, 8) OBP: 0.333, SLG: 0.333										2	0	0	0	0	0	2
14 Placido Polanco, R (1, 4) OBP: 0.277, SLG: 0.365	L5	1-2 2-3 3-H BB	K			30 S 24 1B 1B	F7		G4-3	3	0	1	1	1	1	3
64 Justin Henry, L (6, PR)										2	1	0	0	0	0	2
(6, 4)																
30 Magglio Ordonez, R (1, 10) OBP: 0.333, SLG: 0.200	HBP	G5-3		24 2B 1B		K 1-2	K			3	1	1	0	0	1	4
33 Marcus Thames, R (7, PH) OBP: 0.255, SLG: 0.333										1	0	0	0	0	1	1
(7, 10)																
24 Miguel Cabrera, R (1, 3) OBP: 0.390, SLG: 0.600	F9		G6-3	1-H 2B		9 HR 2-H 1B		F7		4	1	2	2	0	0	1
62 Don Kelly, L (6, 3) OBP: 0.303, SLG: 0.379										1	0	0	0	0	0	0
9 Carlos Guillen, S (1, 7) OBP: 0.308, SLG: 0.417		12 E 15 FC5-4 12 1B BB	P6	K		HR 1-H		1B		3	2	1	2	1	1	0
34 Ben Guez, R (6, 7) OBP: 1.000, SLG: 1.000										1	0	1	0	0	0	0
12 Gerald Laird, R (1, 2) OBP: 0.418, SLG: 0.520		E8 15 FC5-4 1-3 1B	15 2B BB	G4-3		15 1B 1B		K		3	1	2	0	1	0	0
61 Dane Sardinha, R (7, 2) OBP: 0.313, SLG: 0.400										1	0	0	0	0	1	1
15 Brandon Inge, R (1, 5) OBP: 0.342, SLG: 0.576	FC5-4 13 G3-1 39 1B 14 BB 1-2f 3-H		13 BB 28 BB 1-H 2B		F8	1-2 1B		K		4	2	2	2	0	0	1
19 Jeff Larish, L (6, 5) OBP: 0.342, SLG: 0.478										1	0	0	0	0	1	1
39 Ramon Santiago, S (1, 6) OBP: 0.373, SLG: 0.365		14 BB 13 G3-1 1-2 1B	28 BB 13 BB BB		G3-1	F7			F7	4	0	1	0	1	0	2
13 Josh Anderson, L (1, 9) OBP: 0.324, SLG: 0.443		G3-1 1-2 2-3	28 BB 1-2 2-3 BB		K	54 G3 1B			1B	4	0	2	0	1	1	2

Inning Stats	R: 0 E: 0 K: 0 S: 7	H: 0 LOB: 1 BB: 0 P: 14	R: 2 E: 1 K: 0 S: 12	H: 2 LOB: 3 BB: 3 P: 27	R: 2 E: 0 K: 1 S: 17	H: 1 LOB: 3 BB: 4 P: 36	R: 1 E: 0 K: 1 S: 12	H: 2 LOB: 0 BB: 0 P: 22	R: 0 E: 0 K: 1 S: 7	H: 0 LOB: 0 BB: 0 P: 9	R: 3 E: 0 K: 1 S: 23	H: 5 LOB: 2 BB: 0 P: 36
	R: 0 E: 0 K: 1 S: 12	H: 1 LOB: 1 BB: 0 P: 15	R: 0 E: 0 K: 2 S: 9	H: 1 LOB: 1 BB: 0 P: 14	R: 0 E: 0 K: 0 S: 6	H: 1 LOB: 1 BB: 0 P: 9	1B: 10 2B: 2 3B: 0 HR: 1	SF: 0 SAC: 0 DP: 0 HBP: 1	WP: 0 PB: 0 SB: 1 CS: 0	PA: 47		

	AB	39
	R	8
	H	13
	RBI	8
	BB	7
	SO	7
	LOB	20

PITCHER		IP	WLS	BF	H	R	ER	SO	BB	IBB	HBP	BLK	WP	HR	S	P	ERA	WHIP
11 Kenshin Kawakami, R ERA: 3.09	(1, 1)	2.2	L	19	3	4	4	0	6	1	1	0	0	0	33	74	13.50	3.375
73 Tommy Hanson, R ERA: 4.08	(3, 1)	3.0		15	7	4	4	4	0	0	0	0	0	1	43	67	12.00	2.333
72 Kris Medlen, R ERA: 4.26	(6, 1)	3.1		13	3	0	0	3	0	0	0	0	0	0	29	41	0.00	0.900

PITCHER	IP	WLS	BF	H	R	ER	SO	BB	IBB	HBP	BLK	WP	HR	S	P	ERA	WHIP

BOTTOM

Batter	1	2	3	4	5	6	7	8	9	AB	R	H	RBI	BB	SO	LOB
19 Yunel Escobar, R (1, 6) OBP: 0.333, SLG: 0.338	B SI 88 C SI 88 X SI 90 1-1 G4-3		B SL 80 C SL 87 X SI 91 1-1 G6-3		1 SAFE P PO 80 B SI 88 S SL 83 B SL 82 X SI 88 3-1 FC6-4 1-2f			F SI 89 X SL 83 0-1 1B		3	0	0	0	0	0	1
4 Omar Infante, R (6, 6) OBP: 0.301, SLG: 0.521 (8, 5)										1	0	1	0	0	0	0
2 Kelly Johnson, L (1, 4) OBP: 0.301, SLG: 0.351	C SI 91 C SI 92 B FF 92 F SI 92 F CH 82 F FF 92 F FF 92 S 1-3 K			S SL 83 B SI 90 X SL 85 1-1 G3		B SI 88 X SI 86 1-0 G3		B SI 87 B CH 78 X SI 89 2-0 F9		3	0	0	0	0	1	0
68 Brooks Conrad, S (7, 4) OBP: 0.220, SLG: 0.333										1	0	0	0	0	0	1
14 Martin Prado, R (1, 5) OBP: 0.324, SLG: 0.348	C SI 91 X SI 91 0-1 G5-3			X SI 89 0-0 P4		C SI 88 C SI 90 B SI 90 B SL 85 B SL 86 C SL 84 3-3 K		S SL 82 S CH 77 X SL 85 0-2 F9		4	0	0	0	0	1	1
(8, 3)																
18 Garret Anderson, L (1, 10) OBP: 0.364, SLG: 0.400		C SI 88 B CU 74 X SI 90 1-1 G6-3		C SI 90 F SI 90 B SI 90 S SL 85 1-3 K		F CH 79 B SL 83 S SL 84 B CH 82 F SL 82 X CH 80 2-2 F8		B SI 86 X SI 87 1-0 F9		2	0	0	0	0	1	0
20 Greg Norton, S (6, PH) OBP: 0.386, SLG: 0.490 (7, 10)										2	0	0	0	0	0	1
22 Casey Kotchman, L (1, 3) OBP: 0.298, SLG: 0.500		C CU 74 B SI 90 F SI 89 F FF 92 F CH 81 F CU 75 X FF 92 1-2 F9			X SI 88 0-0 G3		F SI 88 X SI 88 0-1 24 BB 1B		C SI 85 B CH 79 C SL 80 B SL 80 B SI 85 B SI 87 4-2 87 2B BB	3	0	1	0	0	0	0
75 Brandon Hicks, R (7, PR) OBP: 0.407, SLG: 0.500 (8, 6)										0	1	0	0	1	0	0
7 Jeff Francoeur, R (1, 9) OBP: 0.382, SLG: 0.478		X SI 92 0-0 1B			C SI 89 X SI 90 0-1 HR		X SI 86 0-0 P2		C SI 87 B SI 87 X SL 82 1-1 23 F9 24 G3 1-H 2B	2	1	2	1	0	0	0
87 Reid Gorecki, R (6, 9) OBP: 0.400, SLG: 0.643										2	1	1	1	0	0	1
23 Matt Diaz, R (1, 7) OBP: 0.313, SLG: 0.492		B SI 90 X SI 90 1-0 G5-3			S SL 84 X SL 83 0-1 24 E 2B		C SL 84 B SI 87 S SL 82 F SL 83 F SI 89 B CH 78 F SL 84 F SI 90 S SL 83 2-3 K		F CH 82 F SI 86 B SI 86 B CH 82 F SI 86 X SI 87 2-2 F9 2-3	4	1	1	0	0	1	3
24 Jordan Schafer, L (1, 8) OBP: 0.378, SLG: 0.471			F SI 89 C SI 90 S SL 84 0-3 K		B SI 90 S SL 82 B SL 85 S SL 84 B B 4-2 19 FC6-4 2-H BB		B CH 78 B SL 84 F SI 88 B SI 89 B SI 90 4-1 1-2 BB		F SI 87 B SL 82 S SL 84 X SI 87 1-2 G3 3-H	2	0	0	1	2	1	0
5 Clint Sammons, R (1, 2) OBP: 0.419, SLG: 0.793			C SI 89 F SL 84 X SL 85 0-2 G4-3		S SL 84 P PO 77 S SL 83 1 SAFE X SL 83 1-2 P5		F SI 90 B SI 90 S SL 84 S SL 86 1-3 K		X SI 87 0-0 F9	4	0	0	0	0	1	3
Inning Stats	R: 0 E: 0 K: 1 S: 11 H: 0 LOB: 0 BB: 0 P: 13	R: 0 E: 0 K: 0 S: 10 H: 1 LOB: 1 BB: 0 P: 13	R: 0 E: 0 K: 1 S: 8 H: 0 LOB: 0 BB: 0 P: 9	R: 0 E: 0 K: 1 S: 6 H: 0 LOB: 0 BB: 0 P: 8	R: 2 E: 0 K: 0 S: 14 H: 2 LOB: 1 BB: 1 P: 20	R: 0 E: 0 K: 1 S: 8 H: 0 LOB: 0 BB: 0 P: 14	R: 0 E: 0 K: 2 S: 14 H: 1 LOB: 2 BB: 1 P: 21	R: 0 E: 0 K: 0 S: 7 H: 1 LOB: 1 BB: 0 P: 10	R: 2 E: 0 K: 0 S: 12 H: 1 LOB: 0 BB: 1 P: 20	1B: 3 2B: 2 3B: 0 HR: 1 SF: 0 SAC: 0 DP: 0 HBP: 0						

PITCHER		IP	WLS	BF	H	R	ER	SO	BB	IBB	HBP	BLK	WP	HR	S	P	ERA	WHIP
48 Rick Porcello, R ERA: 2.3	(1, 1)	2.0	W	7	1	0	0	1	0	0	0	0	0	0	21	26	0.00	0.500
58 Armando Galarraga, R ERA: 2.84	(3, 1)	5.2	H	23	4	2	1	5	2	0	0	0	0	1	56	80	1.59	1.059
29 Nate Robertson, L ERA: 6.19	(8, 1)	1.1		6	1	2	2	0	1	0	0	0	0	0	13	22	13.50	1.500

PITCHER	IP	WLS	BF	H	R	ER	SO	BB	IBB	HBP	BLK	WP	HR	S	P	ERA	WHIP

Detroit Tigers @ Atlanta Braves

Turner Field, Atlanta, GA

Sat Apr 04 2009, 1:10 PM EDT
Att. 14,223 - Partly Cloudy - 65 F

livebaseballscorecards.com

AB	33
R	4
H	6
RBI	3
BB	3
SO	6
LOB	11

Batter	1	2	3	4	5	6	7	8	9	AB	R	H	RBI	BB	SO	LOB
2 Kelly Johnson, L (1, 4)	B FF 91 C FF 90 X CH 84 1-1 ① F8	B CU 77 F CU 76 B SL 84 B CH 84 X SL 84 3-1 ③ F8			C FC 83 C FF 90 F CU 79 S CH 85 0-3 ① K		C FF 89 B SL 84 S SL 84 B SI 90 F FF 90 B FF 90 X FF 90 3-2 ① G4-3			4	0	0	0	0	1	0
19 Yunel Escobar, R (1, 6) OBP: 0.250, SLG: 0.500	X FF 91 0-0 ② G6-3		B FC 85 X CH 82 1-0 2B		B SI 89 B SI 88 X SI 89 2-0 ② G6-3		B FF 90 C SL 82 B CH 82 X SL 82 2-1 ② G4-3			4	0	1	0	0	0	0
10 Chipper Jones, S (1, 5) OBP: 0.500, SLG: 0.750	B FF 92 B SI 89 C SI 90 S FC 86 B FF 94 X CH 85 3-2 16 HR 1B		F SI 88 B FC 87 B SL 86 C CU 78 B FF 91 S CU 79 3-3 ① K		B SI 90 X SL 84 1-0 2B		C FF 90 B FF 89 B FF 89 B SL 83 C SL 83 C FF 90 3-3 ③ K			4	1	2	0	0	2	1
16 Brian McCann, L (1, 2) OBP: 0.250, SLG: 1.000	B SI 89 1 SAFE B CH 84 X CH 83 2-0 1-H HR		C SL 85 B SL 85 X SL 86 1-1 ② P5		S CU 78 F FF 92 S CU 80 0-3 ③ K			B SL 80 B FF 89 B FF 89 C FF 88 F FF 89 S SL 83 3-3 ① K		4	1	1	2	0	2	2
18 Garret Anderson, L (1, 7) OBP: 0.250, SLG: 0.250	C FF 92 F FF 91 X FC 88 0-2 ③ G3		C CU 78 X SL 85 0-1 ③ G3-1		B SI 87 X SI 88 1-0 22 G4-3 7 G5-3 1B			B B FF 90 C SL 81 X FF 90 2-1 ② L7		4	0	1	0	0	0	1
7 Jeff Francoeur, R (1, 9) OBP: 0.250, SLG: 1.000		X FF 90 0-0 HR	B SL 84 B SL 84 B FF 90 C SL 83 C FF 91 F FF 90 X FF 91 3-2 ① L6		B SI 88 F SI 89 X SI 89 1-1 ① G5-3 1-2			F SI 89 C FF 89 B SI 89 C FC 86 1-3 ③ K		4	1	1	1	0	1	1
22 Casey Kotchman, L (1, 3)		C SI 88 B SI 90 F SL 84 B CU 80 S SL 84 2-3 ① K	B SL 84 F SL 85 S CU 79 F FF 92 B CU 81 X CU 80 2-2 ② G4-3		X CU 78 0-0 ② G4-3 2-3				B FF 92 F FF 94 X FF 84 1-1 ① G1-3	4	0	0	0	0	1	1
24 Jordan Schafer, L (1, 8) OBP: 0.750, SLG: 1.667		B SI 89 B CH 84 C FF 89 B SL 83 X FF 91 3-1 HR	C SI 88 B CU 77 X CH 83 1-1 1B		I IN 71 I I IN 69 I IN 69 4-0 IBB				C SL 82 B FF 93 S FF 92 S SL 84 1-3 ② K	3	1	2	1	1	1	0
32 Derek Lowe, R (1, 1) 20 Greg Norton, S (9, PH) 51 Michael Gonzalez, R (9, 1)		F FF 89 B SL 86 S SL 85 B CU 79 S SL 84 2-3 ② K	C SL 84 X FC 84 0-1 ③ L9		L CU 77 F CU 78 F SL 86 B FF 90 B CU 79 B FF 91 C SL 83 3-3 ③ K				B SL 83 X FF 93 1-0 ③ F7	3 1 0	0 0 0	0 0 0	0 0 0	0 0 0	2 0 0	3 0 0
Inning Stats	R: 2 E: 0 K: 0 S: 10 H: 2 LOB: 0 BB: 0 P: 16	R: 2 E: 0 K: 2 S: 11 H: 2 LOB: 0 BB: 0 P: 21	R: 0 E: 0 K: 1 S: 8 H: 1 LOB: 1 BB: 0 P: 13	R: 0 E: 0 K: 0 S: 12 H: 1 LOB: 1 BB: 0 P: 18	R: 0 E: 0 K: 2 S: 9 H: 1 LOB: 1 BB: 0 P: 12	R: 0 E: 0 K: 1 S: 8 H: 1 LOB: 2 BB: 1 P: 17	R: 0 E: 0 K: 1 S: 9 H: 0 LOB: 0 BB: 0 P: 17	R: 0 E: 0 K: 2 S: 8 H: 0 LOB: 0 BB: 0 P: 14	R: 0 E: 0 K: 1 S: 6 H: 0 LOB: 0 BB: 0 P: 9	1B: 3 2B: 2 3B: 0 HR: 3 SF: 0 SAC: 0 DP: 0 HBP: 0						

PITCHER		IP	WLS	BF	H	R	ER	SO	BB	IBB	HBP	BLK	WP	HR	S	P	ERA	WHIP
39 Brett Myers, R ERA: 6.0	(1, 1)	6.0	L	27	8	4	4	6	0	1	0	0	0	3	58	97	6.00	1.333
57 Jack Taschner, L ERA:	(7, 1)	1.0		3	0	0	0	1	0	0	0	0	0	0	9	17	0.00	0.000
47 Scott Eyre, L ERA:	(8, 1)	0.2		2	0	0	0	1	0	0	0	0	0	0	5	10	0.00	0.000
37 Chad Durbin, R ERA:	(8, 1)	0.1		1	0	0	0	1	0	0	0	0	0	0	3	4	0.00	0.000
54 Brad Lidge, R ERA:	(9, 1)	1.0		3	0	0	0	1	0	0	0	0	0	0	6	9	0.00	0.000

PITCHER	IP	WLS	BF	H	R	ER	SO	BB	IBB	HBP	BLK	WP	HR	S	P	ERA	WHIP

TOP

Atlanta Braves @ Philadelphia Phillies

Citizens Bank Park, Philadelphia, PA

Sun Apr 05 2009, 8:00 PM EDT

Att. 44,532 - Clear - 60 F

livebaseballscorecards.com

AB	35
R	4
H	8
RBI	4
BB	1
SO	10
LOB	9

Batter	1	2	3	4	5	6	7	8	9	AB	R	H	RBI	BB	SO	LOB
11 Jimmy Rollins, S (1, 6) OBP: 0.250, SLG: 0.250	G3		F7			1B			F9	4	0	1	0	0	0	2
28 Jayson Werth, R (1, 9) OBP: 0.250, SLG: 0.250	P4			G5-3		L1			26 BB 1B 3-H	4	0	1	1	0	0	1
26 Chase Utley, L (1, 4)	F9			G3-1			F8		BB 1-2	3	0	0	0	1	0	0
6 Ryan Howard, L (1, 3)		K		G6-3			G6-3		K	4	0	0	0	0	2	2
29 Raul Ibanez, L (1, 7)		G6-3			G6-3		G4-3		K	4	0	0	0	0	1	2
8 Shane Victorino, S (1, 8)		G6-3			K			G1-3		3	0	0	0	0	1	0
7 Pedro Feliz, R (1, 5)			P4		K			K		3	0	0	0	0	2	0
51 Carlos Ruiz, R (1, 2) OBP: 0.333, SLG: 0.667			2B			G6-3		G6-3		3	0	1	0	0	0	0
39 Brett Myers, R (1, 1) 19 Greg Dobbs, L (6, PH) 57 Jack Taschner, L (7, 1) 47 Scott Eyre, L (8, 1) 37 Chad Durbin, R (8, 1) 54 Brad Lidge, R (9, 1) 4 Eric Bruntlett, R (9, PH) OBP: 1.000, SLG: 2.000			G6-3			F9			11 F9 28 1B 2B	1 1 0 0 0 0 1	0 0 0 0 0 0 1	0 0 0 0 0 0 1	0 0 0 0 0 0 1	0 0 0 0 0 0 0	0 0 0 0 0 0 0	1 0 0 0 0 0 0
Inning Stats	R: 0 E: 0 K: 0 S: 10 H: 0 LOB: 0 BB: 0 P: 14	R: 0 E: 0 K: 1 S: 7 H: 0 LOB: 0 BB: 0 P: 9	R: 0 E: 0 K: 0 S: 9 H: 1 LOB: 1 BB: 0 P: 15	R: 0 E: 0 K: 0 S: 6 H: 0 LOB: 0 BB: 0 P: 9	R: 0 E: 0 K: 2 S: 11 H: 0 LOB: 0 BB: 0 P: 17	R: 0 E: 0 K: 0 S: 12 H: 1 LOB: 1 BB: 0 P: 19	R: 0 E: 0 K: 0 S: 6 H: 0 LOB: 0 BB: 0 P: 6	R: 0 E: 0 K: 1 S: 5 H: 0 LOB: 0 BB: 0 P: 8	R: 1 E: 0 K: 2 S: 15 H: 2 LOB: 2 BB: 1 P: 28	1B: 2 2B: 2 3B: 0 HR: 0	SF: 0 SAC: 0 DP: 0 HBP: 0					

PITCHER		IP	WLS	BF	H	R	ER	SO	BB	IBB	HBP	BLK	WP	HR	S	P	ERA	WHIP
32 Derek Lowe, R ERA:	(1, 1)	8.0	W	26	2	0	0	4	0	0	0	0	0	0	66	97	0.00	0.250
51 Michael Gonzalez, L ERA: 9.0	(9, 1)	1.0		6	2	1	1	2	1	0	0	0	0	0	15	28	9.00	3.000

PITCHER	IP	WLS	BF	H	R	ER	SO	BB	IBB	HBP	BLK	WP	HR	S	P	ERA	WHIP

BOTTOM

Atlanta Braves @ Philadelphia Phillies

Citizens Bank Park, Philadelphia, PA

Sun Apr 05 2009, 8:00 PM EDT

Att. 44,532 - Clear - 60 F

livebaseballscorecards.com

AB	31
R	1
H	4
RBI	1
BB	1
SO	6
LOB	8

Atlanta Braves @ Philadelphia Phillies

Citizens Bank Park, Philadelphia, PA

Tue Apr 07 2009, 7:05 PM EDT

Att. 44,178 - Cloudy - 45 F

livebaseballscorecards.com

Batter	1	2	3	4	5	6	7	8	9	AB	R	H	RBI	BB	SO	LOB
2 Kelly Johnson, L (1, 4) OBP: 0.222, SLG: 0.556	X FC 80 0-0 HR	B SI 81 X CH 75 1-0 ② P5		C FC 78 B CH 73 B SI 80 X FF 81 2-1 19 1B 1-2 3-H 1B		F SL 81 B SI 91 C SI 91 F CH 81 B SI 91 B SI 90 F CH 80 F SL 84 F SI 92 3-2 ③ X SI 92 F8			B CH 83 X SI 89 1-0 ③ G6-3	5	1	2	2	0	0	1
19 Yunel Escobar, R (1, 6) OBP: 0.250, SLG: 0.375	S SI 81 X FF 80 0-1 ① G6-3	B FC 79 F FC 78 X FC 79 1-1 ③ L8		S CH 74 X FC 79 0-1 ③ 1-2 2-H 1B			F CH 80 X CH 80 0-1 ① G6-3			4	0	1	0	0	0	1
10 Chipper Jones, S (1, 5) OBP: 0.500, SLG: 1.125	B CH 74 X CH 73 1-0 16 E 2B		C FC 78 F FF 81 S FF 80 0-3 ① K		X FC 77 0-0 HR		B FF 87 B FF 88 F FF 88 X CH 82 2-1 ② G5-3			4	2	2	1	0	1	0
16 Brian McCann, L (1, 2) OBP: 0.250, SLG: 0.571	C SI 81 B SI 80 C CU 69 X FC 78 1-2 E4 18 1B 2-H		X FC 78 0-0 ② G3-1		B SI 80 B SI 80 B SI 80 C SI 80 D CH 73 4-1 BB		C SL 83 F SI 88 B FF 87 X FF 88 1-2 ③ G4-3			3	0	0	0	1	0	0
18 Garret Anderson, L (1, 7) OBP: 0.250, SLG: 0.250	C SI 82 X FF 82 0-1 1-2 1B		C SI 82 B CH 74 B SI 81 X FF 81 2-1 ③ G3		C FC 78 X CH 74 0-1 ① P2			B FF 86 C CH 79 X FF 88 1-1 ① G6-3		4	0	1	0	0	0	1
7 Jeff Francoeur, R (1, 9) OBP: 0.250, SLG: 0.625	D CH 75 X CH 75 1-0 ② P3			S FF 80 C SI 80 B SI 80 B SI 80 X FC 77 2-2 22 1B 2 1B 1B	B SI 80 B FF 79 F CH 73 X FC 78 2-1 ② L7			S CH 80 C FF 88 B SL 81 F CH 81 B SL 82 F FF 89 F SI 88 B FF 90 X SL 81 3-2 ② F9		4	1	1	0	0	0	3
22 Casey Kotchman, L (1, 3) OBP: 0.125, SLG: 0.125	C FC 78 F SI 81 B SI 81 X SI 82 1-2 ③ G3			B FF 80 B FC 78 C CH 74 1 SAFE C SI 81 F SI 81 F CU 68 B SI 80 X SI 81 3-2 2 1B 19 1B 1-3 1B	F CH 73 B SI 80 X FC 76 1-1 ③ F9			B CH 81 C SL 82 F SI 87 X SL 84 1-2 ③ G4-3		4	0	1	0	0	0	3
24 Jordan Schafer, L (1, 8) OBP: 0.500, SLG: 0.833		C FC 78 B CH 74 B SI 80 F FC 78 B CH 73 F SI 80 F FF 81 B FC 80 4-2 49 SH2-4 BB		F CH 73 X SI 81 0-1 ① P6		C CH 80 F SL 87 B SI 91 B CU 79 B CH 80 X SI 91 3-2 ① G5-3			C FC 87 B FC 88 F CH 81 S SL 84 1-3 ① K	3	0	0	0	1	1	2
49 Jair Jurrjens, R (1, 1) 30 Jeff Bennett, R (6, 1) 34 Eric O'Flaherty, L (6, 1) Rafael Soriano, R (8, 1) 20 Greg Norton, S (9, PH) 51 Michael Gonzalez, R (9, 1)		X SI 81 0-0 ① SH2-4 1-2		F FC 78 S CH 73 S CH 73 0-3 ② K		B SI 92 B SI 90 C SI 89 S SI 89 X SL 83 2-2 ② G4-3			S SI 89 C SL 83 F FC 88 B SI 90 C SI 90 1-3 ② K	2 0 0 0 1 0	0 0 0 0 0 0	0 0 0 0 0 0	0 0 0 0 0 0	0 0 0 0 1 0	1 0 0 0 0 0	2 0 0 0 0 0
Inning Stats	R: 2 E: 1 K: 0 S: 13 H: 3 LOB: 2 BB: 0 P: 17	R: 0 E: 0 K: 0 S: 8 H: 0 LOB: 1 BB: 1 P: 14	R: 0 E: 0 K: 1 S: 6 H: 0 LOB: 0 BB: 0 P: 8	R: 1 E: 0 K: 1 S: 17 H: 4 LOB: 2 BB: 0 P: 24	R: 1 E: 0 K: 0 S: 8 H: 1 LOB: 1 BB: 1 P: 15	R: 0 E: 0 K: 0 S: 13 H: 0 LOB: 0 BB: 0 P: 21	R: 0 E: 0 K: 0 S: 7 H: 0 LOB: 0 BB: 0 P: 10	R: 0 E: 0 K: 0 S: 11 H: 0 LOB: 0 BB: 0 P: 16	R: 0 E: 0 K: 2 S: 8 H: 0 LOB: 0 BB: 0 P: 11	1B: 5 2B: 1 3B: 0 HR: 2 SF: 0 SAC: 1 DP: 0 HBP: 0						

TOP		
AB	34	
R	4	
H	8	
RBI	3	
BB	2	
SO	4	
LOB	13	

WP: 0 PA: 37
PB: 0
SB: 0
CS: 0

PITCHER		IP	WLS	BF	H	R	ER	SO	BB	IBB	HBP	BLK	WP	HR	S	P	ERA	WHIP
50 Jamie Moyer, L ERA: 7.2	(1, 1)	5.0	L	25	8	4	4	2	2	0	0	0	0	2	52	78	7.20	2.000
61 Chan Ho Park, R ERA:	(6, 1)	1.0		3	0	0	0	0	0	0	0	0	0	0	13	21	0.00	0.000
57 Jack Taschner, L ERA:	(7, 1)	2.0		6	0	0	0	0	0	0	0	0	0	0	18	26	0.00	0.000
55 Clay Condrey, R ERA:	(9, 1)	1.0		3	0	0	0	2	0	0	0	0	0	0	8	11	0.00	0.000

PITCHER	IP	WLS	BF	H	R	ER	SO	BB	IBB	HBP	BLK	WP	HR	S	P	ERA	WHIP

Batter	1	2	3	4	5	6	7	8	9	AB	R	H	RBI	BB	SO	LOB
11 Jimmy Rolls, S (1, 6) OBP: 0.111, SLG: 0.111	F FF 89 B SI 90 B FF 90 B FF 91 C FF 90 X FF 91 3-2 ① L9	C FF 90 B SI 91 X CH 84 1-1 ③ G1-3			B CH 81 X CH 81 1-0 ① F9		B FF 89 C SI 89 C FF 90 B SL 82 B FF 91 X FF 91 3-2 ① G5-3		C SL 76 B FF 90 X SL 79 1-1 ② L7	5	0	0	0	0	0	3
8 Shane Victorino, S (1, 8)	C FF 91 X CH 84 0-1 ② G4-3		C SL 81 S CH 82 S SL 79 0-3 ① K		B CH 81 D FF 90 B FF 88 C FF 89 B CH 81 4-1 6 FC6 1-2 BB		C CH 81 B SL 82 X SL 82 1-1 ② G5-3		C FF 90 B FF 91 X FF 91 1-1 ③ F8	4	0	0	0	1	1	0
26 Chase Utley, L (1, 4) OBP: 0.375, SLG: 0.286	B FF 90 C SL 80 C FF 91 X CH 84 1-2 6 1B		B CH 82 C SL 81 C FF 91 S CH 84 1-3 ② K		B FF 89 X FF 91 1-0 ② F8		C SL 80 B FF 91 X FF 90 1-1 1B			4	0	2	0	0	1	2
6 Ryan Howard, L (1, 3) OBP: 0.250, SLG: 0.250	C SL 81 C CH 82 F FF 93 B CH 83 X CH 82 1-2 28 FC4-6 1-3 1B		B CH 83 X CH 83 1-0 1B		B CH 81 F FF 91 X CH 82 1-1 ③ FC6 1-2f		X FF 91 0-0 ③ G6-3			4	0	2	0	0	0	3
28 Jayson Werth, R (1, 9) OBP: 0.125, SLG: 0.125	C FF 93 F SI 91 B SL 84 B SI 91 X SI 94 2-2 ③ FC4-6 1-2f		C FF 93 B CH 84 B SI 93 F FF 92 F SI 93 X FF 91 2-2 ③ F7			C SL 79 B SL 80 X SI 91 1-1 ① F9		B FF 90 C SL 78 B SI 90 B SI 90 C FF 90 F FF 90 S FF 89 3-3 ① K		4	0	0	0	0	1	3
29 Raul Ibanez, L (1, 7) OBP: 0.125, SLG: 0.250		B FF 90 C CH 82 S CH 83 B FF 92 B FF 92 X FF 91 3-2 51 FC6-5 2B		C SI 88 B FF 90 B FF 90 S CH 83 X FF 91 2-2 ① F8		B CH 82 C SL 80 X SL 78 1-1 ② F8		C SL 78 F SI 79 X SI 92 0-2 ② G1-3		4	0	1	0	0	0	0
7 Pedro Feliz, R (1, 5)		D SL 83 B SI 93 C CH 84 B FF 93 C SI 93 X SI 92 3-2 ① F9		X FF 91 0-0 ② L9		C FF 91 B SL 81 B SL 80 B CH 82 B CH 80 4-1 51 1B BB		B SL 79 B SL 77 B FF 91 B SI 90 4-0 BB		2	0	0	0	2	0	1
51 Carlos Ruiz, R (1, 2) OBP: 0.286, SLG: 0.429		B FF 93 B SL 83 X CH 84 2-0 ② FC6-5 50 BB 2-3		C FF 89 X SI 91 0-1 ③ G4-3		B SI 90 F SI 90 D SI 92 X SI 92 2-1 1-2 1B		F FF 91 B SI 93 F FF 90 D SL 82 B SL 81 X SI 92 3-2 ③ F7		4	0	1	0	0	0	2
50 Jamie Moyer, L (1, 1) 9 Miguel Cairo, R (5, PH) 61 Chan Ho Park, R (6, 1) 12 Matt Stairs, L (6, PH) 57 Jack Taschner, L (7, 1) 55 Clay Condrey, R (9, 1) 4 Eric Bruntlett, R (9, PH) OBP: 0.500, SLG: 1.000	B SI 92 C FF 90 B FF 91 F FF 89 B FF 90 B FF 89 4-2 1-2 BB				B FF 89 S SL 79 B SI 90 X FF 90 2-1 E4 8 BB	B SL 83 S SL 84 C FF 92 B SL 84 D SL 83 F FF 91 X FF 92 3-2 ③ F8		B FF 90 F FF 89 X CH 81 1-1 ① L7	0 1 0 1 0 0 1	0 0 0 0 0 0 0	0 0 0 0 0 0 0	0 0 0 0 0 0 0	1 0 0 0 0 0 0	0 0 0 2 0 0 0	0 0 0 0 0 0 0
Inning Stats	R: 0 E: 0 K: 0 S: 15 H: 2 LOB: 2 BB: 0 P: 22	R: 0 E: 0 K: 0 S: 11 H: 1 LOB: 2 BB: 1 P: 24	R: 0 E: 0 K: 2 S: 11 H: 1 LOB: 1 BB: 0 P: 15	R: 0 E: 0 K: 0 S: 6 H: 0 LOB: 0 BB: 0 P: 8	R: 0 E: 1 K: 0 S: 7 H: 0 LOB: 2 BB: 1 P: 16	R: 0 E: 0 K: 0 S: 11 H: 1 LOB: 2 BB: 1 P: 22	R: 0 E: 0 K: 0 S: 8 H: 1 LOB: 1 BB: 0 P: 13	R: 0 E: 0 K: 1 S: 10 H: 0 LOB: 1 BB: 1 P: 20	R: 0 E: 0 K: 0 S: 6 H: 0 LOB: 0 BB: 0 P: 9	1B: 5 2B: 1 3B: 0 HR: 0 SF: 0 SAC: 0 DP: 0 HBP: 0						

PITCHER		IP	WLS	BF	H	R	ER	SO	BB	IBB	HBP	BLK	WP	HR	S	P	ERA	WHIP
49 Jair Jurrjens, R ERA:	(1, 1)	5.2	W	25	4	0	0	2	3	0	0	0	0	0	55	96	0.00	1.235
30 Jeff Bennett, R ERA:	(6, 1)	0.0		1	1	0	0	0	0	0	0	0	0	0	2	4	∞	∞
34 Eric O'Flaherty, L ERA:	(6, 1)	1.1	H	5	1	0	0	0	0	0	0	0	0	0	12	20	0.00	0.750
Rafael Soriano, R ERA:	(8, 1)	1.0		4	0	0	0	1	1	0	0	0	0	0	10	20	0.00	1.000
51 Michael Gonzalez, L ERA: 4.5	(9, 1)	1.0		3	0	0	0	0	0	0	0	0	0	0	6	9	0.00	0.000

PITCHER	IP	WLS	BF	H	R	ER	SO	BB	IBB	HBP	BLK	WP	HR	S	P	ERA	WHIP

BOTTOM

Atlanta Braves @ Philadelphia Phillies

Citizens Bank Park, Philadelphia, PA

Tue Apr 07 2009, 7:05 PM EDT

Att. 44,178 - Cloudy - 45 F

livebaseballscorecards.com

AB	34
R	0
H	6
RBI	0
BB	4
SO	3
LOB	16

WP: 0 PA: 38
PB: 0
SB: 0
CS: 0

Atlanta Braves @ Philadelphia Phillies

Citizens Bank Park, Philadelphia, PA

Wed Apr 08 2009, 3:05 PM EDT

Att. 44,939 - Overcast - 50 F

TOP

livebaseballscorecards.com

Batter	1	2	3	4	5	6	7	8	9	AB	R	H	RBI	BB	SO	LOB
4 Omar Infante, R (1, 5) OBP: 0.600, SLG: 0.750	C FF 88 S SL 83 B SI 91 B FF 90 S SL 83 2-3 K ①		X CH 80 0-0 19 1B 2 BB 16 1B 1B	C CH 84 B SI 87 X SI 87 1-1 2B	C FF 90 C FF 90 B SL 84 B SL 82 X FF 90 2-2 G6-3 ③		B SI 91 B FF 90 B FC 86 B FF 89 4-0 1-2 2-3 3-H BB			4	1	2	1	1	1	0
2 Kelly Johnson, L (1, 4) OBP: 0.214, SLG: 0.385	C FF 90 B FC 84 B SL 84 S CH 84 B SI 90 F FF 90 C CH 82 3-3 K ②		B SI 87 C SL 81 B SL 84 1 SAFE B SI 88 F CH 80 F CH 88 B SI 87 4-2 16 1B 19 1B 7 1B 1-2 BB	F SI 85 B SI 86 B SL 81 S SL 80 B CH 81 C SI 87 3-3 K ①		B SL 81 X FF 88 1-0 G4-3 ①	C SI 88 B FC 87 F CH 81 C SL 83 1-3 K ③			4	1	0	0	1	3	4
19 Yunel Escobar, R (1, 6) OBP: 0.308, SLG: 0.462	F CH 83 X SL 82 0-1 16 HR 2B		X CH 89 0-0 16 1B 7 1B 1-2 2-3 1B	F SL 82 B FF 89 F SI 87 C SL 82 1-3 K ②		F FF 88 C FF 89 S SL 82 0-3 K ②		C CH 81 X FF 96 0-1 G3-1 ①		5	2	2	0	0	2	1
16 Brian McCann, L (1, 2) OBP: 0.385, SLG: 0.818	C CU 74 X FF 90 0-1 2-H HR		C SL 82 X FF 89 0-1 7 1B 23 2B 1-2 2-3 3-H 1B	B CH 81 2 SAFE C CU 73 C CU 73 B SL 80 D SL 82 F SL 82 F CH 81 F CU 74 4-2 B SI 89 22 FC4-6 BB		S FF 89 B SL 82 C FF 89 C FF 90 1-3 K ③		C FF 95 X CH 83 0-1 G4-3 ②		4	2	2	3	1	1	0
22 Casey Kotchman, L (1, 3) OBP: 0.231, SLG: 0.308	C SI 89 B SI 89 X CH 84 1-1 1B		C CH 81 C FF 90 F FF 89 S SL 82 0-3 K ①	B FF 89 B SL 80 F CH 82 B X 3-1 FC4-6 ③ 1-2f			C SI 89 B CH 78 B FC 86 S FC 85 F FF 90 X SI 90 2-2 20 BB 4 BB 2B	S CH 84 S CH 84 X CH 82 0-2 G1-3 ③		5	1	2	0	0	1	5
7 Jeff Francoeur, R (1, 9) OBP: 0.231, SLG: 0.462	X SI 90 0-0 F8 ③		B FF 90 D FC 84 F CH 81 X SI 91 2-1 23 2B 1-3 2-H 3-H 1B		C SL 82 X SL 82 0-1 P3 ①		B SI 89 F SI 89 B SI 90 B FC 88 X FC 85 3-1 F7 ①		C SL 84 S SL 84 B FF 85 B SL 84 S FF 84 2-3 K ①	5	1	1	2	0	1	2
23 Matt Diaz, R (1, 7) OBP: 0.600, SLG: 1.500		B SI 86 B CH 83 F SI 87 B FF 88 F SI 86 X SL 81 3-2 F8 ① B SI 88 X SI 87 1-0 24 G4-3 1-H 3-H 2B		C FF 88 B FF 90 B CH 79 B SL 84 F FF 88 B FF 90 4-2 24 HR BB		S SI 90 X SI 90 0-1 L5 ②			C FF 92 B FF 92 X SL 85 1-1 HR	4	2	2	3	1	0	1
24 Jordan Schafer, L (1, 8) OBP: 0.462, SLG: 0.900		X SI 88 0-0 G6-3 ② C CU 74 C SL 83 B CH 82 B SL 83 F SL 82 B SI 89 F SL 81 X CH 81 3-2 G4-3 ② 2-3		C FF 88 D SL 82 D FF 89 C FF 90 X CH 79 2-2 1-H HR		B FC 86 B SI 90 C FC 86 B FF 89 B SI 89 4-1 4 BB 20 BB BB		C FF 92 B SL 85 X SL 84 1-1 G4-3 ②	4	1	1	2	1	0	1
33 Javier Vazquez, R (1, 1) 20 Greg Norton, S (7, PH) 34 Eric O'Flaherty, L (7, 1) 58 Peter Moylan, R (7, 1) 56 Blaine Boyer, R (7, 1) 57 Jorge Campillo, R (7, 1) 30 Jeff Bennett, R (8, 1) 18 Garret Anderson, L (9, PH) OBP: 0.222, SLG: 0.222		C FF 89 S SL 83 B SL 81 B SL 83 S SI 90 2-3 K ③	X SL 80 0-0 P6 ③	B FF 88 B FF 89 C FF 89 F FF 89 X SL 83 2-2 G6-3 ②		B CU 75 B FC 86 B SI 90 C FF 90 S CH 81 F FC 88 B CH 81 4-2 4 BB 1-2 2-3 BB		B SL 84 S SL 85 F SL 85 B FF 86 S FF 84 2-3 K ③	3 0 0 0 0 0 0 1	0 0 0 0 0 0 0 0	0 0 0 0 0 0 0 0	0 1 0 0 0 0 0 1	1 0 0 0 0 0 0 0	1 0 0 0 0 0 0 0	1 0 0 0 0 0 0 0
Inning Stats	R: 2 E: 0 K: 2 S: 14 H: 3 LOB: 1 BB: 0 P: 20	R: 0 E: 0 K: 1 S: 7 H: 0 LOB: 0 BB: 0 P: 12	R: 5 E: 0 K: 1 S: 20 H: 5 LOB: 1 BB: 1 P: 30	R: 0 E: 0 K: 2 S: 15 H: 1 LOB: 2 BB: 1 P: 27	R: 2 E: 0 K: 0 S: 13 H: 1 LOB: 0 BB: 1 P: 23	R: 0 E: 0 K: 2 S: 7 H: 0 LOB: 0 BB: 0 P: 9	R: 1 E: 0 K: 1 S: 15 H: 1 LOB: 3 BB: 3 P: 33	R: 0 E: 0 K: 0 S: 7 H: 0 LOB: 0 BB: 0 P: 7	R: 1 E: 0 K: 2 S: 10 H: 1 LOB: 0 BB: 0 P: 16	1B: 5 2B: 4 3B: 0 HR: 3 SF: 0 SAC: 0 DP: 0 HBP: 0						

	AB	39
	R	11
	H	12
	RBI	11
	BB	6
	SO	11
	LOB	15

WP: 0 PB: 0 SB: 0 CS: 0 PA: 45

PITCHER		IP	WLS	BF	H	R	ER	SO	BB	IBB	HBP	BLK	WP	HR	S	P	ERA	WHIP
56 Joe Blanton, R ERA: 15.75	(1, 1)	4.0		23	9	7	7	6	2	0	0	0	0	1	56	89	15.75	2.750
43 J.A. Happ, L ERA: 9.0	(5, 1)	2.0		8	1	2	2	2	1	0	0	0	0	1	20	32	9.00	1.000
37 Chad Durbin, R ERA: 9.0	(7, 1)	0.2		6	1	1	1	0	3	0	0	0	0	0	12	29	13.50	6.000
55 Clay Condrey, R ERA:	(7, 1)	0.1	W	1	0	0	0	1	0	0	0	0	0	0	3	4	0.00	0.000
46 Ryan Madson, R ERA:	(8, 1)	1.0	H	3	0	0	0	0	0	0	0	0	0	0	7	7	0.00	0.000

PITCHER		IP	WLS	BF	H	R	ER	SO	BB	IBB	HBP	BLK	WP	HR	S	P	ERA	WHIP
54 Brad Lidge, R ERA: 4.5	(9, 1)	1.0	S	4	1	1	1	2	0	0	0	0	0	1	10	16	9.00	1.000

Batter	1	2	3	4	5	6	7	8	9	AB	R	H	RBI	BB	SO	LOB
11 Jimmy Rollins, S (1, 6) OBP: 0.133, SLG: 0.071	B FF 90 F FF 89 C CU 74 X CH 83 1-2 G3 ①	B SL 78 C SL 73 D SI 85 F CU 77 S CH 81 2-3 K ③		B FF 90 F CU 75 B FF 91 F FF 90 X CU 68 2-2 L3 ③		C SI 90 B CU 77 B FF 92 B SL 82 S CH 81 3-3 K ③	B FF 91 B FF 91 B FF 92 B FF 90 4-0 26 BB 8 1B 6 G3-1 1-2 2-3 3-H BB	F SI 94 F SI 94 B SI 94 F SI 94 F SI 94 F SL 89 B SL 88 S SI 94 2-3 K ②	5	1	0	1	1	3	5
8 Shane Victorino, S (1, 8) OBP: 0.214, SLG: 0.308	B FF 90 B FF 91 C FF 89 F FF 90 X CU 78 2-2 G6-3 ②		B SI 88 X FF 89 1-0 26 E 3B		C SL 75 X CU 76 0-1 G3-1 ①		G5-3 6 G3-1 26 BB 1-2 2-3 3-H 1B	X SI 94 0-0 FC4-6 ③ 1-2f		6	1	2	1	0	0	2
26 Chase Utley, L (1, 4) OBP: 0.462, SLG: 0.455	C FF 91 F SI 91 B FF 92 S CH 83 1-3 K ③		B SI 90 C CU 76 F SI 92 F CU 70 X SI 86 1-2 E5 28 G5-3 3-H		C FF 89 F SI 91 X FF 90 0-2 6 G3 2B		28 BB 6 HBP 29 1B 1B 6 G3-1 BB			4	1	2	2	1	1	0
6 Ryan Howard, L (1, 3) OBP: 0.308, SLG: 0.333		C SL 78 B SL 85 S CH 83 B CU 72 X CH 81 2-2 29 HR 2B	X CU 75 0-0 F8 ①		B SI 91 X CU 74 1-0 G3 2-3 ②		29 1B 28 BB 7 1B 1-2 HBP G3-1			4	2	1	1	0	0	4
28 Jayson Werth, R (1, 9) OBP: 0.231, SLG: 0.091		C SI 91 B SL 84 X SI 89 1-1 G5-3 ①	B FF 91 B CH 78 C SI 90 X SL 83 2-1 G5-3 ② 2-3		B SI 89 B SI 90 B SI 90 C SI 90 B SI 90 4-1 BB		7 1B 29 1B 12 BB 1-2 2-3 BB F9			3	1	0	0	2	0	4
29 Raul Ibanez, L (1, 7) OBP: 0.385, SLG: 0.636	C SI 92 X FF 87 0-1 2-H HR	B FF 92 B SI 91 S CU 71 B FF 91 B SI 83 4-1 BB	B SI 91 B FF 91 C CH 80 C SL 82 X CU 68 2-2 G3 ③		C SI 90 X SI 90 0-1 12 BB 7 1B 27 BB 1-2 2-3 3-H 1B	B SI 83 B FF 84 B FF 83 C FF 82 B SI 83 4-1 7 2B 4 SF8 BB				3	3	2	3	2	0	2
7 Pedro Feliz, R (1, 5) OBP: 0.417, SLG: 0.333	B SI 92 C SI 91 B SL 84 B SL 85 B SI 91 4-1 56 SH1-4 51 BB BB	X SL 84 0-0 G5-3 ③			C FF 90 X SI 90 0-1 F9 ①	B SI 90 X SI 91 1-0 27 BB 12 BB 11 BB 1-2 2-3 3-H 1B	D SL 79 B SL 79 B SI 83 X FF 83 3-0 27 1B 1-3 2B			4	1	2	1	1	0	2
51 Carlos Ruiz, R (1, 2) OBP: 0.400, SLG: 0.444 12 Matt Stairs, L (7, PH) 46 Ryan Madson, L (8, 1) 4 Eric Bruntlett, R (8, PH) OBP: 0.333, SLG: 1.000 54 Brad Lidge, R (9, 1)	B SI 90 F SI 91 B CH 80 F SI 90 B FF 92 B SI 90 4-2 56 SH1-4 1-2 BB	B FF 88 C SL 83 X SL 83 1-1 L4 ①		B SI 90 C SI 90 X SL 83 1-1 1B	B SI 90 B SI 90 B SI 90 4-0 11 BB 27 BB 8 1B 1-2 2-3 3-H BB	B SI 94 B SL 86 F SI 93 X SL 88 2-1 SF8 ① 3-H			2 0 0 0 0	0 1 0 0 0	1 0 0 1 0	0 1 0 0 0	1 1 0 0 0	0 0 0 0 0	0 0 0 0 0
56 Joe Blanton, R (1, 1) 9 Miguel Cairo, R (4, PH) 43 J.A. Happ, L (5, 1) 19 Greg Dobbs, L (6, PH) 37 Chad Durbin, R (7, 1) 55 Clay Condrey, R (7, 1) 27 Chris Coste, R (7, PH) OBP: 1.000, SLG: 1.000 (8, 2)	X CH 82 0-0 SH1-4 ② 1-2 2-3	F FF 89 C CU 76 S CU 67 0-3 K2-3 ②			S FF 90 B SI 91 B SI 91 F CU 74 S CU 67 2-3 K ②	B FF 93 B FF 93 B FF 92 C FF 93 B FF 91 4-1 8 1B 11 BB 26 BB 1-2 2-3 3-H BB	X SL 88 0-0 8 FC4-6 2-3 1B			0 1 0 1 0 0 1	0 0 0 0 0 0 1	0 0 0 0 0 0 1	0 0 0 0 0 0 1	0 1 0 1 0 0 1	0 0 0 1 0 0 0	0 0 0 1 0 0 0
Inning Stats	R: 0 E: 0 K: 1 S: 9 H: 0 LOB: 0 BB: 0 P: 13	R: 2 E: 0 K: 1 S: 14 H: 2 LOB: 2 BB: 2 P: 27	R: 1 E: 1 K: 0 S: 10 H: 1 LOB: 2 BB: 1 P: 18	R: 0 E: 0 K: 1 S: 8 H: 0 LOB: 0 BB: 0 P: 11	R: 0 E: 0 K: 0 S: 10 H: 1 LOB: 2 BB: 1 P: 17	R: 0 E: 0 K: 2 S: 10 H: 1 LOB: 1 BB: 0 P: 16	R: 8 E: 0 K: 0 S: 26 H: 4 LOB: 2 BB: 5 P: 54	R: 1 E: 0 K: 1 S: 12 H: 2 LOB: 2 BB: 1 P: 23		1B: 6 2B: 3 3B: 1 HR: 1 SF: 1 SAC: 1 DP: 0 HBP: 1				WP: 0 PB: 0 SB: 0 CS: 0 PA: 47	

PITCHER		IP	WLS	BF	H	R	ER	SO	BB	IBB	HBP	BLK	WP	HR	S	P	ERA	WHIP
33 Javier Vazquez, R ERA: 4.5	(1, 1)	6.0		28	5	3	3	5	4	0	0	0	0	1	61	102	4.50	1.500
34 Eric O'Flaherty, L ERA: 10.8	(7, 1)	0.1		3	1	2	2	0	0	0	1	0	0	0	11	17	54.00	3.000
58 Peter Moylan, R ERA:	(7, 1)	0.0		4	2	1	1	0	2	0	0	0	0	0	7	16	∞	∞
56 Blaine Boyer, R ERA:	(7, 1)	0.0	L	2	0	2	2	0	2	0	0	0	0	0	1	9	∞	∞
57 Jorge Campillo, R ERA: 13.5	(7, 1)	0.2	B	6	2	4	4	0	2	0	0	0	0	0	9	21	54.00	6.000

PITCHER		IP	WLS	BF	H	R	ER	SO	BB	IBB	HBP	BLK	WP	HR	S	P	ERA	WHIP
30 Jeff Bennett, R ERA:	(8, 1)	1.0		4	1	0	0	1	0	0	0	0	0	0	10	14	0.00	1.000

BOTTOM

Atlanta Braves @ Philadelphia Phillies

Citizens Bank Park, Philadelphia, PA

Wed Apr 08 2009, 3:05 PM EDT

Att. 44,939 - Overcast - 50 F

livebaseballscorecards.com

AB	34
R	12
H	11
RBI	12
BB	10
SO	6
LOB	20

Batter	1	2	3	4	5	6	7	8	9	10	AB	R	H	RBI	BB	SO	LOB
85 Lastings Milledge, R (1, 8) OBP: 0.250, SLG: 0.143	C SI 88 B SI 90 B SI 88 S SL 82 F SI 89 F SI 89 B SL 83 C SL 83 3-3 ① K		H SI 87 1-0 11 2B 15 SH5-4 1-2 HBP	C FF 89 F SL 86 B FF 90 X FF 90 1-2 11 FC5-4 1-2 2-3 1B		C SL 84 X SL 84 0-1 ② G3 2-3	C SI 92 B SI 91 D SL 85 D SI 92 X FF 91 3-1 ②③ G5-4-3 1-2f		C SL 80 F SL 83 X FF 92 0-2 1-2 2-3 3-H 1B		5	0	2	1	0	1	4
15 Cristian Guzman, S (1, 6) OBP: 0.421, SLG: 0.474	X SI 88 0-0 1B		X SL 81 0-0 ① SH5-4 1-2 2-3	C SI 89 X FF 90 0-1 ② F7		B SI 88 B FF 88 B SI 86 C SI 85 F SI 85 F SL 82 F FF 86 F SL 82 F FF 88 3-2 X FF 87 11 2B 3-H 1B		B SI 91 X FF 91 1-0 ① F9	F FF 91 C SL 83 S SL 84 0-3 ③ K		5	1	2	1	0	1	6
11 Ryan Zimmerman, R (1, 5) OBP: 0.200, SLG: 0.400	S SI 88 B SI 89 C SI 89 F SL 82 S SI 88 1-3 ② K		B SI 88 B SI 88 F SL 81 B SI 88 X SL 82 3-1 2-3 3-H 2B	C FF 90 B SL 86 F FF 90 F FF 91 B SL 85 X FF 90 2-2 ③ FC5-4 1-2f		B SI 88 X SI 89 1-0 44 1B 1-H 2B		C FF 92 C FF 92 F FF 93 F SL 82 F FF 93 S FF 92 0-3 ② K		B FF 84 S SL 79 B CU 69 B SL 79 X FF 84 3-1 ① L5	6	1	2	2	0	2	4
44 Adam Dunn, L (1, 7) OBP: 0.526, SLG: 0.615	F SL 82 C SI 89 B SI 89 B SI 89 C SI 89 2-3 ③ K		B SL 80 B SI 88 B SL 82 I IN 82 4-0 IBB	B SI 89 B SI 88 C FF 87 C SL 84 B FF 90 F FF 88 B SL 84 4-2 24 G6-4-3 BB	S FF 92 B SL 85 C FF 92 D SL 84 B SL 83 X FF 93 3-2 24 FC6 2-H 1B		C SI 93 B SI 93 B SL 82 C SL 80 B FF 92 X SL 81 3-2 ③ G6-3		F CU 69 B CH 73 B CH 76 B CH 74 B CH 73 4-1 34 PB BB	3	0	1	1	3	1	1
24 Nick Johnson, L (1, 3) OBP: 0.400, SLG: 0.429		C SL 80 B SL 80 S SL 80 B SL 80 B SL 80 F SL 80 C SI 89 3-3 ① K	B SI 87 B SL 81 F SI 88 F SL 82 B SL 82 F SL 82 F SI 89 S SI 88 3-3 ② K		C SL 83 X SI 88 0-1 ①② 1-2f G6-4-3	B FF 91 S SI 91 B FF 91 C SL 85 X SI 91 2-2 ③ FC6 1-2f			C FF 91 B SL 82 C FF 93 X FF 94 1-2 34 1B 85 1B 2B	C FF 83 1 SAFE B FF 84 C SL 78 S CH 74 1-3 ② K	6	1	1	0	0	3	6
34 Elijah Dukes, R (1, 9) OBP: 0.462, SLG: 0.364		X SL 80 0-0 ② F9	C SI 88 F SL 82 B SL 82 S SL 82 1-3 ③ K		B FF 89 S SL 83 B FF 88 X FF 88 2-1 1B		X SI 89 0-0 25 BB 3 SH1-3 1B		C FF 93 F SL 84 X SL 83 0-2 85 1B 12 BB 2-3 1B	B SI 83 X SL 78 1-0 ③ G6-3 1-2	6	0	3	0	0	1	4
3 Jesus Flores, R (1, 2) OBP: 0.500, SLG: 0.545		C SI 88 B SI 89 X SL 81 1-1 1B		F CH 85 B SL 81 B SI 87 S SL 81 B SI 87 B SL 82 4-2 85 1B 7 1B BB	1 SAFE C SL 84 1 SAFE B SL 84 B SL 84 F FF 88 B FF 89 S FF 87 3-3 ③ K		X FF 89 0-0 ① SH1-3 1-2		D FF 93 C SL 83 F SL 84 F SL 85 F FF 93 1 SAFE X FF 92 1-2 ① F9		3	0	1	0	1	1	3
22 Willie Harris, L (1, 4) 12 Alberto Gonzalez, R (9, PH) OBP: 1.000, SLG: 2.000 (9, 4)		X SI 89 0-0 ③ G4-3		B SI 86 C SL 81 F SI 87 F SI 87 B SI 87 B SI 88 F SI 89 C SI 88 3-3 ① K		C SL 82 C CH 83 B SI 84 B FF 89 F SL 83 F FF 90 B FF 88 B SI 87 4-2 85 G3 16 G5-3 15 1B BB	C SI 91 H SI 92 1-1 25 BB HBP		C FF 91 1 SAFE 1 SAFE B FF 93 B SL 83 1 SAFE 1 SAFE F SL 83 D SL 83 4-2 B FF 84 85 1B 1-2 BB		2	1	0	0	1	1	2
											0	0	0	0	1	0	0
39 Shairon Martis, R (1, 1) 7 Josh Bard, S (4, PH) 41 Wilfredo Ledezma, L (4, 1) 50 Julian Tavarez, L (5, 1) 16 Josh Willingham, R (5, PH) 59 Steven Shell, R (6, 1) 58 Mike Hinckley, R (8, 1) 25 Austin Kearns, R (7, PH) 52 Saul Rivera, S (7, 1) 23 Wil Nieves, R (8, PH) 97 Joe Beimel, L (8, 1)			C SI 87 B SI 87 S SL 81 B SI 88 X SL 82 2-2 15 SH5-4 85 HBP 11 2B 1B	C SI 87 X CH 80 0-1 85 1B 1-2 1B		C FF 88 1 SAFE F FF 88 F FF 89 B SL 83 1 SAFE B FF 89 B FF 88 F SL 83 3-2 ① X FF 89 G5-3 1-2			S SL 85 B SI 91 B SI 91 S SI 90 B SI 91 B FF 90 4-2 85 G5-4-3 1-2 2-3 BB	C SL 82 F SL 84 B SL 84 B SL 84 B FF 91 S FF 90 3-3 ② K							
Inning Stats	R: 0 E: 0 K: 3 S: 13 H: 1 LOB: 1 BB: 0 P: 19	R: 0 E: 0 K: 1 S: 8 H: 1 LOB: 1 BB: 0 P: 12	R: 1 E: 0 K: 2 S: 14 H: 2 LOB: 3 BB: 1 P: 28	R: 0 E: 0 K: 1 S: 18 H: 2 LOB: 3 BB: 1 P: 28	R: 0 E: 0 K: 1 S: 10 H: 1 LOB: 1 BB: 1 P: 19	R: 3 E: 0 K: 0 S: 25 H: 3 LOB: 1 BB: 1 P: 41	R: 0 E: 0 K: 0 S: 7 H: 1 LOB: 2 BB: 1 P: 15	R: 0 E: 0 K: 1 S: 10 H: 0 LOB: 0 BB: 0 P: 14	R: 1 E: 0 K: 2 S: 22 H: 3 LOB: 3 BB: 1 P: 31	R: 0 E: 0 K: 1 S: 7 H: 0 LOB: 1 BB: 1 P: 16	1B: 11 2B: 3 3B: 0 HR: 0 SF: 0 SAC: 2 DP: 2 HBP: 2	WP: 0 PB: 1 SB: 0 CS: 0 PA: 51					

PITCHER		IP	WLS	BF	H	R	ER	SO	BB	IBB	HBP	BLK	WP	HR	S	P	ERA	WHIP
32 Derek Lowe, R ERA: 0.82	(1, 1)	3.0		16	4	1	1	6	1	1	1	0	0	0	37	65	3.00	1.667
38 Buddy Carlyle, R ERA: 6.75	(4, 1)	2.2		13	4	2	2	2	2	0	0	0	0	0	44	69	6.75	2.250
58 Peter Moylan, R ERA:	(6, 1)	0.0		1	1	0	0	0	0	0	0	0	0	0	1	2	∞	∞
34 Eric O'Flaherty, L ERA: 9.0	(6, 1)	0.1	B	2	1	1	1	0	0	0	0	0	0	0	6	11	27.00	3.000
30 Jeff Bennett, R ERA:	(7, 1)	1.0		5	1	0	0	0	1	0	1	0	0	0	7	15	0.00	2.000

PITCHER		IP	WLS	BF	H	R	ER	SO	BB	IBB	HBP	BLK	WP	HR	S	P	ERA	WHIP
Rafael Soriano, R ERA:	(8, 1)	1.0	H	3	0	0	0	1	0	0	0	0	0	0	10	14	0.00	0.000
51 Michael Gonzalez, L ERA: 6.0	(9, 1)	1.0	B	7	3	1	1	2	1	0	0	0	0	0	22	31	9.00	4.000
57 Jorge Campillo, R ERA: 5.4	(10, 1)	1.0	W	4	0	0	0	1	1	0	0	0	0	0	7	16	0.00	1.000

TOP

Washington Nationals @ Atlanta Braves

Turner Field, Atlanta, GA

Fri Apr 10 2009, 7:30 PM EDT

Att. 48,327 - Overcast - 73 F

livebaseballscorecards.com

AB	40
R	5
H	14
RBI	5
BB	7
SO	12
LOB	34

Batter	1	2	3	4	5	6	7	8	9	10	AB	R	H	RBI	BB	SO	LOB
2 Kelly Johnson, L (1, 4) OBP: 0.350, SLG: 0.500	B FF 90 S FF 90 B FF 92 S CH 82 F CU 77 B FF 92 X SI 90 3-2 19 G6-3 1B		B SL 81 B CH 80 B CH 80 B FF 91 4-0 19 HR BB		X FF 92 0-0 ① G4-3	B CU 72 B SI 89 X SI 88 2-0 ③ F7		X FF 88 0-0 19 1B 2B		C FF 84 F SL 71 B SL 71 X FF 85 1-2 2-H 1B	5	1	3	1	1	0	1
19 Yunel Escobar, R (1, 6) OBP: 0.389, SLG: 0.667	C FF 90 X FF 90 0-1 ① ② G6-3 1-2f		B SL 80 B SL 80 X SI 88 2-0 1-H 2-H HR		B CH 83 X FF 92 1-0 10 PB 10 WP 16 SF7 1B		X FF 87 0-0 ① G6-3	C SL 82 X FC 83 0-1 ③ 2-H 1B			5	2	3	3	0	0	1
10 Chipper Jones, S (1, 5) OBP: 0.462, SLG: 0.833	X CH 83 0-0 ③ G4-3		C FF 91 B CU 76 C FF 91 B SL 80 S CU 76 2-3 ② K		C FF 93 1 SAFE S SL 86 B FF 92 B FF 94 B FF 94 B SL 85 4-2 22 1B 1-3 BB		C FC 82 B FF 89 B FF 89 X FC 84 2-1 ② P5		X SI 81 0-0 16 F7 1B		4	0	1	0	1	1	0
16 Brian McCann, L (1, 2) OBP: 0.444, SLG: 1.000		F SI 91 B FF 92 B SI 90 C SL 84 X CU 75 2-2 2B	X SI 91 0-0 2B		C SL 83 F FF 92 X FF 94 0-2 ② SF7 3-H		B FC 83 B FC 83 B FF 88 C FF 89 F FF 88 X FF 90 3-2 7 1B 2B		X FF 85 0-0 ① F7 1-2		4	1	3	1	0	0	1
22 Casey Kotchman, L (1, 3) OBP: 0.333, SLG: 0.313		B SL 79 X FF 89 1-0 ① G1-3	F SL 80 F SI 90 F FF 90 X CU 75 0-2 ③ G5-3		C FF 93 X 0-1 1-2 1B		B FC 85 B FC 84 F FF 89 B FF 89 I IN 79 4-1 7 1B IBB		C FF 84 B FF 86 F SL 73 F FF 86 H SI 84 2-2 HBP		3	0	1	0	1	0	2
7 Jeff Francoeur, R (1, 9) OBP: 0.222, SLG: 0.389		C FF 89 C SL 78 B FF 89 F SL 82 B FF 92 F CU 77 B FF 92 X CH 82 3-2 ② F9		S FF 94 F SL 84 B FF 94 S FF 94 1-3 ① K	S SL 82 B S F SL 81 B S 2-3 ③ K		X FC 85 0-0 1-3 2-H 1B		B SI 83 F SI 82 X CH 78 1-1 ② F8		5	0	1	1	0	2	5
23 Matt Diaz, R (1, 7) OBP: 0.500, SLG: 0.857 57 Jorge Campillo, R (10, 1)		X SL 81 0-0 ③ F8		B FF 95 B FF 94 F FF 92 B SI 82 B FF 93 4-1 BB		B SI 87 S SL 80 B CU 74 S SI 88 F SI 88 B SI 89 B SI 88 4-2 BB	S FC 88 S FF 88 B FC 88 C FF 88 1-3 ③ K		X SI 84 0-0 ③ F8		3 0	0 0	0 0	0 0	2 0	1 0	5 0
24 Jordan Schafer, L (1, 8) OBP: 0.444, SLG: 0.733			B CH 79 X CH 80 1-0 32 SH5-4 19 HR 1B	S FF 92 S FF 93 S FF 94 0-3 ② K	1 SAFE X SI 88 0-0 ① B1		F FC 84 F FC 86 S FC 86 0-3 ① K			C FF 84 F CH 79 X SI 82 0-2 4 G5-3 2 1B 1B	5	2	2	0	0	2	2
32 Derek Lowe, R (1, 1) 38 Buddy Carlyle, L (4, 1) 58 Peter Moylan, R (6, 1) 34 Eric O'Flaherty, L (8, 1) 20 Greg Norton, S (8, PH) 30 Jeff Bennett, R (7, 1) Rafael Soriano, R (8, 1) 18 Garret Anderson, L (8, PH) 51 Michael Gonzalez, R (9, 1) 4 Omar Infante, R (SS, 7) OBP: 0.500, SLG: 0.500			B FF 88 M FF 86 X SL 81 1-1 ① SH5-4 1-2	C FF 93 S FF 94 D SL 86 S SL 83 1-3 ③ K	B SI 87 1 SAFE X SI 88 1-0 ② F8		B FF 87 C FC 81 B FC 87 B FF 87 X FF 88 3-1 ② G4-3			1 SAFE B SI 82 L SI 82 1 SAFE B SI 82 L SI 82 X FF 82 2-2 ① G5-3 1-2	0 1 0 0 1 0 0 0 1 0	0 0 0 0 0 0 0 0 0 0	0 0 0 0 0 0 0 0 0 0	0 0 0 0 0 0 0 0 0 0	0 0 0 0 0 0 0 0 0 0	0 1 0 0 0 0 0 1 0 1	0 1 0 0 0 0 0 1 0 1
Inning Stats	R: 0 E: 0 K: 0 S: 7 H: 1 LOB: 0 BB: 0 P: 10	R: 0 E: 0 K: 0 S: 10 H: 1 LOB: 1 BB: 0 P: 16	R: 3 E: 0 K: 1 S: 12 H: 3 LOB: 1 BB: 1 P: 22	R: 0 E: 0 K: 3 S: 10 H: 0 LOB: 1 BB: 1 P: 16	R: 1 E: 0 K: 1 S: 13 H: 2 LOB: 2 BB: 1 P: 20	R: 0 E: 0 K: 0 S: 6 H: 0 LOB: 1 BB: 1 P: 13	R: 1 E: 0 K: 1 S: 11 H: 2 LOB: 2 BB: 1 P: 21	R: 0 E: 0 K: 1 S: 8 H: 2 LOB: 2 BB: 0 P: 11	R: 0 E: 0 K: 0 S: 8 H: 1 LOB: 2 BB: 0 P: 11	R: 1 E: 0 K: 0 S: 9 H: 2 LOB: 1 BB: 0 P: 12	1B: 9 2B: 4 3B: 0 HR: 1	SF: 1 SAC: 1 DP: 1 HBP: 1		WP: 1 PB: 1 SB: 0 CS: 0	PA: 46		

PITCHER		IP	WLS	BF	H	R	ER	SO	BB	IBB	HBP	BLK	WP	HR	S	P	ERA	WHIP
39 Shairon Martis, R ERA: 9.0	(1, 1)	3.0		14	5	3	3	1	1	0	0	0	0	1	29	48	9.00	2.000
41 Wilfredo Ledezma, L ERA: 10.13	(4, 1)	1.2		9	2	1	1	3	2	0	0	0	1	0	19	30	5.40	2.400
50 Julian Tavarez, R ERA: 4.15	(5, 1)	0.1		1	0	0	0	1	0	0	0	0	0	0	4	6	0.00	0.000
59 Steven Shell, R ERA: 3.38	(6, 1)	0.2		3	0	0	0	0	1	0	0	0	0	0	5	10	0.00	1.500
58 Mike Hinckley, L ERA: 6.75	(6, 1)	0.1		1	0	0	0	0	0	0	0	0	0	0	1	3	0.00	0.000

PITCHER		IP	WLS	BF	H	R	ER	SO	BB	IBB	HBP	BLK	WP	HR	S	P	ERA	WHIP
52 Saul Rivera, R ERA: 2.45	(7, 1)	2.0		10	4	1	1	2	0	1	0	0	0	0	19	32	4.50	2.000
97 Joe Beimel, L ERA: 3.38	(9, 1)	1.1	L	8	3	1	1	0	0	0	1	0	0	0	17	23	6.75	2.250

BOTTOM

Washington Nationals @ Atlanta Braves

Turner Field, Atlanta, GA

Fri Apr 10 2009, 7:30 PM EDT

Att. 48,327 - Overcast - 73 F

livebaseballscorecards.com

AB	38
R	6
H	14
RBI	6
BB	5
SO	7
LOB	20

Batter	1	2	3	4	5	6	7	8	9	AB	R	H	RBI	BB	SO	LOB
85 Lastings Milledge, R (1, 8) OBP: 0.200, SLG: 0.111	B SI 90 C SI 90 F SI 90 B CU 67 X CU 67 2-2 ① F8		B FC 83 F FF 90 F FO 83 B FF 91 T FF 91 2-2 ① K C FC 86 S FC 84 F FC 83 S CU 69 0-3 ③ K				B SL 76 F SI 88 B SI 88 S SI 86 C SI 89 2-3 ③ K			4	0	0	0	0	3	2
15 Cristian Guzman, S (1, 6) OBP: 0.435, SLG: 0.522	C SI 90 X FO 86 0-1 ② F7		B FF 90 F SI 91 B FO 85 X CU 69 2-1 11 HR 1B		B FC 83 C SI 88 X FF 89 1-1 ① G6-3			B SI 92 B FF 90 X FF 89 2-0 2B		4	1	2	0	0	0	0
11 Ryan Zimmerman, R (1, 5) OBP: 0.250, SLG: 0.522	B FF 90 B SI 91 B FF 90 B FF 90 4-0 44 BB 24 1B BB		X FF 91 0-0 1-H HR		B FF 89 F FC 83 S FC 84 X FC 84 1-2 ② G6-3			B FF 90 B FF 89 B FF 91 C FF 91 S FF 91 S FF 91 3-3 ① K		3	2	1	2	1	1	1
44 Adam Dunn, L (1, 7) OBP: 0.522, SLG: 0.533	B SI 91 B FF 91 C CU 68 1 SAFE F FF 91 B FO 85 B CU 68 4-2 24 1B 1-2 BB		C FC 84 C SI 90 B FC 85 S FO 84 1-3 ② K		C FC 84 B SI 89 F SI 89 C FC 83 1-3 ③ K			B SI 92 B SI 92 B SL 79 B SI 92 4-0 24 G4-6-3 BB		2	0	0	0	2	2	0
24 Nick Johnson, L (1, 3) OBP: 0.368, SLG: 0.389	B FF 92 X CU 70 1-0 ③ 1-3 2-H 1B		X FF 91 0-0 ③ G5-3			B SI 88 C SI 90 X FF 90 1-1 ① L5		C SI 90 B SI 91 X SI 90 1-1 ②③ G4-6-3 1-2f		4	0	1	1	0	0	2
25 Austin Kearns, R (1, 9) OBP: 0.389, SLG: 0.500		C FF 91 B FF 91 C FF 90 C FC 86 1-3 ① K		B FF 88 B FO 83 B FF 88 B FF 88 4-0 31 FC1-5 22 BB BB		C FF 89 X FF 89 0-1 ② L4			B FF 89 B FF 91 C FF 88 F FF 91 B SL 84 X FF 92 3-2 ① G6-3	3	0	0	0	1	1	0
3 Jesus Flores, R (1, 2) OBP: 0.375, SLG: 0.400		F FF 91 B FO 85 B CU 68 F FF 91 F CU 68 S CU 68 2-3 ② K	C FF 89 F FF 89 B FC 84 F FO 83 S CU 70 1-3 ① K		B FC 84 S FO 83 X FC 82 1-1 ③ P3				F FF 90 B FF 91 S FF 90 S SL 82 1-3 ② K	4	0	0	0	0	3	1
22 Willie Harris, L (1, 4) OBP: 0.364, SLG: 0.125 16 Josh Willingham, R (9, PH)		B FF 91 B FF 91 X FF 90 2-0 1B	B SI 89 1 SAFE C CU 68 B FC 84 B SI 89 F FF 89 B CU 68 4-2 31 FC1-5 1-2 BB				C SI 88 B SI 89 C SI 88 S CH 77 1-3 ① K		C FF 92 F FF 92 S SL 85 0-3 ③ K	2 1	0 0	1 0	0 0	1 0	1 1	0 0
31 John Lannan, L (1, 1) 7 Josh Bard, S (7, PH) OBP: 0.167, SLG: 0.167 58 Mike Hinckley, R (7, 1) 50 Julian Tavarez, L (7, 1) 38 Joel Hanrahan, R (8, 1)		F FF 89 C SI 90 C CU 70 0-3 ③ K	X FO 85 0-0 ② FC1-5 1-2 2-3f				F SI 88 F SI 89 B SL 77 S CH 78 1-3 ② K			2 1 0 0 0	0 0 0 0 0	0 0 0 0 0	0 0 0 0 0	1 0 0 0 0	3 0 0 0 0	
Inning Stats	R: 1 E: 0 K: 0 S: 8 H: 1 LOB: 2 BB: 2 P: 19	R: 0 E: 0 K: 3 S: 11 H: 1 LOB: 1 BB: 0 P: 16	R: 2 E: 0 K: 2 S: 10 H: 2 LOB: 0 BB: 0 P: 15	R: 0 E: 0 K: 2 S: 11 H: 0 LOB: 2 BB: 2 P: 20	R: 0 E: 0 K: 1 S: 8 H: 0 LOB: 0 BB: 0 P: 11	R: 0 E: 0 K: 0 S: 6 H: 0 LOB: 0 BB: 0 P: 8	R: 0 E: 0 K: 3 S: 9 H: 0 LOB: 0 BB: 0 P: 13	R: 0 E: 0 K: 1 S: 6 H: 1 LOB: 1 BB: 1 P: 16	R: 0 E: 0 K: 2 S: 9 H: 0 LOB: 0 BB: 0 P: 13	1B: 3 2B: 1 3B: 0 HR: 1 SF: 0 SAC: 0 DP: 1 HBP: 0						

PITCHER		IP	WLS	BF	H	R	ER	SO	BB	IBB	HBP	BLK	WP	HR	S	P	ERA	WHIP
11 Kenshin Kawakami, R ERA: 4.5	(1, 1)	6.0	W	25	4	3	3	8	4	0	0	0	0	1	54	89	4.50	1.333
58 Peter Moylan, R ERA: 45.0	(7, 1)	1.0	H	3	0	0	0	3	0	0	0	0	0	0	9	13	0.00	0.000
Rafael Soriano, R ERA:	(8, 1)	1.0	H	4	1	0	0	1	1	0	0	0	0	0	6	16	0.00	2.000
51 Michael Gonzalez, L ERA: 4.5	(9, 1)	1.0	S	3	0	0	0	2	0	0	0	0	0	0	9	13	0.00	0.000

PITCHER	IP	WLS	BF	H	R	ER	SO	BB	IBB	HBP	BLK	WP	HR	S	P	ERA	WHIP

TOP

Washington Nationals @ Atlanta Braves

Turner Field, Atlanta, GA

Sat Apr 11 2009, 7:00 PM EDT

Att. 34,325 - Cloudy - 60 F

livebaseballscorecards.com

AB	30
R	3
H	5
RBI	3
BB	5
SO	14
LOB	9

WP: 0	PB: 0	SB: 0	CS: 0
PA: 35			

Batter	1	2	3	4	5	6	7	8	9	AB	R	H	RBI	BB	SO	LOB
2 Kelly Johnson, L (1, 4) OBP: 0.440, SLG: 0.727	C SL 84 C CU 71 C FF 87 0-3 ① K		C CH 84 B CU 72 B SL 78 B FF 85 X FF 86 3-1 HR	B FF 87 X FF 87 1-0 19 1B 10 1B 2-H 3-H 2B		X FF 87 0-0 1B		H FF 94 1-0 19 1B HBP		4	2	3	3	0	1	0
19 Yunel Escobar, R (1, 6) OBP: 0.478, SLG: 0.667	F SI 86 B CH 79 B SL 79 B SI 85 B FF 88 4-1 10 G4-6-3 BB		B SL 78 B SI 86 B SI 86 B SI 86 4-0 16 G3 BB	X FF 88 0-0 10 1B 2-3 1B		1 SAFE 1 SAFE T CH 79 B SL 81 X SL 84 1-1 ③ G4-3		D FF 94 X FF 94 1-0 1-3 2-H 1B		3	0	2	1	2	0	1
10 Chipper Jones, S (1, 5) OBP: 0.389, SLG: 0.647	B SL 79 B SI 86 X FF 87 2-0 ② ③ G4-6-3 1-2f		B CH 80 C SI 86 F FF 87 S SL 82 1-3 ① K	X SL 82 0-0 1-2 3-H 1B			X SI 88 0-0 ① G1-4-3	X FF 94 0-0 ③ L4		5	0	1	1	0	1	4
16 Brian McCann, L (1, 2) OBP: 0.364, SLG: 0.789		F SL 84 X FF 85 0-1 ① P6	C SL 82 X SI 87 0-1 ② G3 1-2	C SL 79 S CU 73 B FF 87 F CU 73 X FF 89 1-2 ③ F7			B SI 89 F SI 89 B CH 81 X SI 90 2-1 ② F8			4	0	0	0	0	0	3
7 Jeff Francoeur, R (1, 9) OBP: 0.227, SLG: 0.333		X CH 78 0-0 ② G4-3	B CH 79 X CH 80 1-0 ③ G6-3		C CH 79 B FF 85 X CH 80 1-1 ① F9		B CH 80 B CH 81 B CH 79 B SI 90 4-0 BB			3	0	0	0	1	0	1
23 Matt Diaz, R (1, 7) OBP: 0.500, SLG: 0.700		C CH 84 B FF 87 B SL 82 S SL 84 F SL 80 B FF 90 B SI 86 4-2 24 1B 22 1B BB		F SI 86 S CU 72 B SL 82 X SI 88 1-2 22 FC3-6 1B	X CH 85 0-0 ② G5-3		C SL 81 B SI 90 B SL 81 S SL 79 X SL 78 2-2 ③ F9			3	0	1	0	1	0	1
22 Casey Kotchman, L (1, 3) OBP: 0.318, SLG: 0.300	1 SAFE C SL 82 B CH 86 B SL 80 C FF 86 X FF 84 2-2 11 FC5 24 1B 1-2 1B			B FF 87 C FF 88 X CU 72 1-1 ① FC3-6 24 2B 2 2B 1-2f	B FF 86 B SL 79 C FF 86 F FF 87 B CU 74 X FF 87 3-2 ③ G4-3			B FF 93 B FF 93 B FF 94 C FF 93 F FF 93 F FF 94 X FF 94 3-2 ① F8		4	1	1	0	0	0	1
24 Jordan Schafer, L (1, 8) OBP: 0.500, SLG: 0.842		S FF 86 X SI 87 0-1 11 FC5 1-2 2-3 1B		C FF 88 F FF 89 B FF 87 F SI 88 F FF 87 B CH 82 B FF 88 X SI 88 3-2 2 2B 1-3 2B		F SL 80 B CU 73 C FF 86 B SL 80 X SL 81 2-2 ① G3		B FF 94 S SL 83 X SL 84 1-1 19 1B 2B		4	2	3	0	0	0	0
11 Kenshin Kawakami, R (1, 1) 14 Martín Prado, R (6, PH) 58 Peter Moylan, R (7, 1) Rafael Soriano, R (8, 1) 20 Greg Norton, S (8, PH) 51 Michael Gonzalez, R (9, 1)		C SI 86 X SL 82 0-1 ③ FC5 1-2 2-3f		B SI 88 C SL 80 X SL 80 1-1 ② G6-3		B SI 86 F SI 86 F FF 87 S CU 74 1-3 ② K		B FF 94 F FF 94 B SL 84 C SL 84 D SL 84 S SL 85 3-3 ② K		2 1 0 0 1 0	0 0 0 0 0 0	0 0 0 0 0 0	0 0 0 0 0 0	0 1 0 0 1 0	0 0 0 0 1 0	5 0 0 0 1 0
Inning Stats	R: 0 E: 0 K: 1 S: 5 H: 0 LOB: 0 BB: 1 P: 11	R: 0 E: 0 K: 0 S: 13 H: 2 LOB: 3 BB: 1 P: 19	R: 1 E: 0 K: 1 S: 8 H: 1 LOB: 1 BB: 1 P: 17	R: 3 E: 0 K: 0 S: 19 H: 5 LOB: 2 BB: 0 P: 27	R: 0 E: 0 K: 0 S: 6 H: 0 LOB: 0 BB: 0 P: 10	R: 0 E: 0 K: 1 S: 9 H: 1 LOB: 1 BB: 0 P: 13	R: 0 E: 0 K: 0 S: 6 H: 0 LOB: 1 BB: 1 P: 14	R: 1 E: 0 K: 1 S: 11 H: 2 LOB: 2 BB: 0 P: 20		1B: 7 2B: 3 3B: 0 HR: 1 SF: 0 SAC: 0 DP: 1 HBP: 1				WP: 0 PB: 0 SB: 0 CS: 0 PA: 39		

PITCHER		IP	WLS	BF	H	R	ER	SO	BB	IBB	HBP	BLK	WP	HR	S	P	ERA	WHIP
31 John Lannan, L ERA: 10.0	(1, 1)	6.0	L	29	9	4	4	3	3	0	0	0	0	1	60	97	6.00	2.000
58 Mike Hinckley, L ERA: 4.5	(7, 1)	0.2		3	0	0	0	0	1	0	0	0	0	0	3	9	0.00	1.500
50 Julian Tavarez, R ERA: 3.86	(7, 1)	0.1		1	0	0	0	0	0	0	0	0	0	0	3	5	0.00	0.000
38 Joel Hanrahan, R ERA: 4.5	(8, 1)	1.0		6	2	1	1	1	0	0	1	0	0	0	11	20	9.00	2.000

PITCHER	IP	WLS	BF	H	R	ER	SO	BB	IBB	HBP	BLK	WP	HR	S	P	ERA	WHIP

BOTTOM

Washington Nationals @ Atlanta Braves

Turner Field, Atlanta, GA

Sat Apr 11 2009, 7:00 PM EDT
Att. 34,325 - Cloudy - 60 F

livebaseballscorecards.com

AB	34
R	5
H	11
RBI	5
BB	4
SO	4
LOB	17

Batter	1	2	3	4	5	6	7	8	9	AB	R	H	RBI	BB	SO	LOB
15 Cristian Guzman, S (1, 6) OBP: 0.429, SLG: 0.500	X FF 90 0-0 ① G6-3		B SI 89 X CH 82 1-0 ② F8		C FF 91 C FF 92 D SL 80 X CH 84 1-2 34 2B 2-3 1B	S FF 90 C FF 93 D SL 87 C SL 87 1-3 ② K		1 SAFE X SI 91 0-0 11 1B 1-2 1B		5	1	2	0	0	1	5
34 Elijah Dukes, R (1, 8) OBP: 0.444, SLG: 0.438	B FF 92 X SL 81 1-0 ② F9		F SL 82 D SL 83 C CH 84 D SL 83 X FF 95 2-2 ③ G4-3		X CH 82 0-0 11 E 1-H 3-H 2B	X SL 88 0-0 1-2 2-H 1B		B SL 84 B SL 83 C FF 87 F FF 87 X SL 84 2-2 ② F8		5	1	2	3	0	0	5
11 Ryan Zimmerman, R (1, 5) OBP: 0.241, SLG: 0.464	C FF 91 B FF 90 B FF 91 B FF 91 X FF 91 3-1 ③ F9			B SL 80 C FF 90 X SL 80 1-2 ① F8	C FF 93 B SL 82 C FF 93 D FF 94 F SI 94 X SL 82 2-2 E3 25 BB 44 BB 2-H	C SL 87 F SI 92 F SL 87 B SL 86 F SI 93 F SI 93 S SL 87 1-3 ③ K		F FF 88 X FF 89 0-1 1-2 2-H 1B		5	0	1	1	0	1	2
44 Adam Dunn, L (1, 3) OBP: 0.571, SLG: 0.556		S SI 89 C FF 89 F FF 93 F CH 82 B CH 83 F FF 93 B SL 79 B CH 82 B SL 78 4-2 25 G4-6-3 BB		X FF 88 0-0 1B	B CH 84 B CH 82 B FF 91 B FF 90 4-0 25 BB 1-2 BB		B SI 91 X SI 91 1-0 25 G3-6-3 1B	S SL 83 B FF 88 S CH 78 S FF 90 1-3 ③ K		3	0	2	0	2	1	2
25 Austin Kearns, R (1, 9) OBP: 0.348, SLG: 0.389		B FF 92 C SI 91 1 SAFE 1 SAFE B FF 91 X FF 91 2-1 ①② G4-6-3 1-2f		B CH 81 X CH 81 1-0 ② P6	B SL 82 B CH 84 B FF 92 B SI 91 4-0 1-2 2-3 BB		C SI 92 B SL 88 B SI 92 S SL 86 F SI 92 X FF 91 2-2 ①② G3-6-3 1-2f		C SL 79 C FF 92 F SI 92 S FF 93 0-3 ① K	4	0	0	0	1	1	3
16 Josh Willingham, R (1, 7)		C FF 91 F FF 92 F FF 93 F FF 94 B CH 83 X FF 92 1-2 ③ P4		1 SAFE X FF 90 0-0 ③ F7	C SI 91 F CH 84 F FF 94 C FF 93 0-3 ③ K		B FF 93 X SI 92 1-0 E5		C FF 93 B FF 92 X SL 81 1-1 ② F8	5	0	0	0	0	1	4
7 Josh Bard, S (1, 2) OBP: 0.273, SLG: 0.200			F FF 90 F CH 83 B FF 92 F CH 83 B FF 92 B FF 91 B FF 90 4-2 19 SH1-4 22 1B BB		B SL 78 X CH 80 1-0 15 1B 19 SH1-4 34 2B 1B	B FF 89 B SL 81 F FF 90 F FF 90 X FF 90 2-2 ① F8	1 SAFE B SI 92 X FF 93 1-0 ③ F7		B SI 93 C SL 79 B SL 81 F FF 93 F FF 93 B FF 94 C SL 80 3-3 ③ K	4	1	1	0	1	1	1
22 Willie Harris, L (1, 4) OBP: 0.417, SLG: 0.222 12 Alberto Gonzalez, R (3, PR) OBP: 0.600, SLG: 0.667 (3, 4)			C FF 90 F FF 90 X FF 93 0-2 19 SH1-4 1-2 1B		B SI 89 D CH 81 F FF 90 X FF 91 2-1 ① F9	B FF 92 F FF 91 B FF 92 F FF 91 B FF 93 F FF 92 F FF 92 F FF 92 B FF 92 4-2 85 1B 34 1B BB		B FF 89 C SI 89 S FF 90 X CH 82 1-2 ① G6-3		1 2	0 1	1 0	0 0	0 1	0 0	0 1
19 Scott Olsen, L (1, 1) 85 Lastings Milledge, R (6, PH) OBP: 0.238, SLG: 0.158 59 Steven Shell, R (6, 1) 52 Saul Rivera, S (7, 1) 3 Jesus Flores, R (8, PH) OBP: 0.412, SLG: 0.400 41 Wilfredo Ledezma, L (8, 1)			X FF 89 0-0 ① SH1-4 1-2 2-3		C FF 90 X CH 81 0-1 ② SH1-4 1-2	B SI 91 X FF 91 1-0 34 1B 1-2 1B		B SL 82 S FF 91 F FF 91 B FF 91 B SL 84 F FF 91 F FF 90 F SI 90 B CH 81 4-2 15 1B 11 1B BB		0 1 0 0 0 0 0	0 0 0 0 1 0 0	0 1 0 0 0 0 0	0 0 0 0 1 0 0	0 0 0 0 0 0 0	0 0 0 0 0 0 0	0 0 0 0 0 0 0
Inning Stats	R: 0 E: 0 K: 0 S: 4 H: 0 LOB: 0 BB: 0 P: 8	R: 0 E: 0 K: 0 S: 12 H: 0 LOB: 0 BB: 1 P: 19	R: 0 E: 0 K: 0 S: 11 H: 1 LOB: 3 BB: 1 P: 18	R: 0 E: 0 K: 0 S: 6 H: 1 LOB: 1 BB: 0 P: 8	R: 3 E: 1 K: 1 S: 17 H: 3 LOB: 3 BB: 2 P: 31	R: 1 E: 0 K: 2 S: 19 H: 2 LOB: 2 BB: 1 P: 28	R: 0 E: 1 K: 0 S: 7 H: 1 LOB: 1 BB: 0 P: 12	R: 1 E: 0 K: 1 S: 17 H: 2 LOB: 2 BB: 1 P: 25	R: 0 E: 0 K: 2 S: 10 H: 0 LOB: 0 BB: 0 P: 14	1B: 9 2B: 1 3B: 0 HR: 0 SF: 0 SAC: 2 DP: 2 HBP: 0						

TOP

Washington Nationals @ Atlanta Braves

Turner Field, Atlanta, GA

Sun Apr 12 2009, 1:30 PM EDT

Att. 19,873 - Sunny - 65 F

livebaseballscorecards.com

AB	35
R	5
H	10
RBI	4
BB	6
SO	6
LOB	23

WP: 0 PA: 43
PB: 0
SB: 0
CS: 0

PITCHER		IP	WLS	BF	H	R	ER	SO	BB	IBB	HBP	BLK	WP	HR	S	P	ERA	WHIP
49 Jair Jurrjens, R ERA: 2.45	(1, 1)	5.1	W	26	5	4	3	1	5	0	0	0	0	0	58	98	5.06	1.875
30 Jeff Bennett, R ERA:	(6, 1)	1.2	H	8	3	0	0	2	0	0	0	0	0	0	18	26	0.00	1.800
34 Eric O'Flaherty, L ERA: 11.57	(8, 1)	0.1	H	3	1	1	1	0	1	0	0	0	0	0	9	14	27.00	6.000
38 Buddy Carlyle, R ERA: 5.4	(8, 1)	0.2	H	3	1	0	0	1	0	0	0	0	0	0	8	11	0.00	1.500
Rafael Soriano, R ERA:	(9, 1)	1.0	S	3	0	0	0	2	0	0	0	0	0	0	10	14	0.00	0.000

PITCHER	IP	WLS	BF	H	R	ER	SO	BB	IBB	HBP	BLK	WP	HR	S	P	ERA	WHIP

BOTTOM

Washington Nationals @ Atlanta Braves

Turner Field, Atlanta, GA

Sun Apr 12 2009, 1:30 PM EDT

Att. 19,873 - Sunny - 65 F

livebaseballscorecards.com

Batter	1	2	3	4	5	6	7	8	9	AB	R	H	RBI	BB	SO	LOB
4 Omar Infante, R (1, 4) OBP: 0.600, SLG: 0.750	F SI 89 B SI 89 B FF 89 X FF 88 2-1 19 G5-4-3 1B	C SI 88 X CH 83 0-1 ③ F9	B CH 88 B CH 82 B CH 87 C CH 87 B FF 87 4-1 10 PB 10 1B BB	C CU 74 B SL 80 B SI 88 B CU 73 F SI 88 X SI 88 3-2 19 2B 2B					3	2	2	0	1	0	0
19 Yunel Escobar, R (1, 6) OBP: 0.444, SLG: 0.640	B FF 89 S CH 82 D FF 88 X FF 88 2-1 ①② G5-4-3 1-2f	B FF 86 X FF 87 1-0 ① G5-3	B CH 82 1 SAFE X CH 86 1-0 ② F9	B SL 80 B SI 87 F SI 88 B CU 75 X SI 86 3-1 10 PB 10 1B 2-H 2B					4	1	1	1	0	0	2
10 Chipper Jones, S (1, 5) OBP: 0.455, SLG: 0.650	B FF 90 B CH 83 B CH 88 B SI 88 4-0 BB	B CH 81 F CH 87 B SI 89 F SI 88 F SL 83 C SI 89 2-3 ② K	B CH 87 S CH 82 F CH 88 B CH 82 X SI 88 2-2 16 1B 1-H 1B	B FF 87 X FC 88 1-0 16 L3 2-H 1B					3	1	2	2	1	1	0
16 Brian McCann, L (1, 2) OBP: 0.385, SLG: 0.727	S SL 80 S SL 81 B SL 82 D SL 82 X SL 82 2-2 ③ G4-3	B CH 87 B SL 80 B SL 78 B SI 88 4-0 23 S 23 2B BB	D SL 80 C CH 87 B FF 87 X SL 79 2-1 23 FC6-4 2-H 1B	B FF 88 X FC 87 1-0 ②③ L3 1-1					3	1	1	1	1	0	2
23 Matt Diaz, R (1, 7) OBP: 0.444, SLG: 0.643		S CH 86 S FF 89 S SI 91 0-3 ① K	B CH 82 S CH 81 C SI 88 X SI 88 1-2 7 3B 1-H 2B	B SI 90 F CH 82 B SI 89 X CH 82 2-1 ③ FC6-4 1-2f			C FF 91 F FF 93 F FF 93 B CH 83 S FF 93 1-3 ① K		4	1	1	1	0	2	1
7 Jeff Francoeur, R (1, 9) OBP: 0.269, SLG: 0.520		C SI 91 X FF 90 0-1 ② F7	B SI 88 C SI 88 X 1-1 14 1B 2-H 3B	C SI 87 B SI 88 S SI 88 X SL 80 1-2 ① G6-3			X FF 93 0-0 22 1B 3B		4	2	2	1	0	0	0
14 Martín Prado, R (1, 3) OBP: 0.250, SLG: 0.250 22 Casey Kotchman, L (8, 3) OBP: 0.348, SLG: 0.333		C SI 90 B CH 84 F SI 89 X SL 81 1-2 ③ F8	C FF 87 X CH 83 0-1 24 FC4 3-H 1B	B CU 74 C CU 74 X SI 88 1-1 ② G6-3			B FF 92 X FF 92 1-0 3-H 1B		3 0 1 1 0 0 0 1 0 1 1 0 0 0						
24 Jordan Schafer, L (1, 8) OBP: 0.423, SLG: 0.696		C CH 87 C CH 87 S SL 79 0-3 ① K	S SL 81 X SL 77 0-1 ③ FC4 1-2f	B CH 82 B SI 88 C SI 88 F CU 74 B SI 88 F CU 74 S SI 88 3-3 ③ K			B SL 83 F FF 92 C FF 94 F FF 93 S SL 83 1-3 ② K		4	0	0	0	0	3	2
49 Jair Jurrjens, R (1, 1) 30 Jeff Bennett, R (6, 1) 20 Greg Norton, S (7, PH) 34 Eric O'Flaherty, L (8, 1) 38 Buddy Carlyle, L (8, 1) 2 Kelly Johnson, L (8, PH) OBP: 0.423, SLG: 0.696 Rafael Soriano, R (9, 1)			C CH 86 X SI 88 0-1 ② L4	B SL 85 C CH 86 B CH 78 F FF 87 B CH 88 X CH 86 3-2 ① F9		B CU 72 C CU 73 X SI 87 1-1 ① F7	B SL 82 X FF 92 1-0 ③ F8		2 0 0 0 0 0 0 0 0 0 0 0 0 0 1 0 0 0 0 0 0 0 0 0 0 0 0 0 0 0 0 0 0 0 0 1 0 0 0 0 0 1 0 0 0 0 0 0 0						

Inning Stats	1	2	3	4	5	6	7	8	9
	R: 0 E: 0 K: 0 S: 7 H: 1 LOB: 1 BB: 1 P: 17	R: 0 E: 0 K: 1 S: 8 H: 0 LOB: 0 BB: 0 P: 9	R: 0 E: 0 K: 1 S: 7 H: 0 LOB: 0 BB: 0 P: 7	R: 3 E: 0 K: 1 S: 14 H: 3 LOB: 1 BB: 1 P: 23	R: 2 E: 0 K: 0 S: 12 H: 2 LOB: 1 BB: 1 P: 26	R: 0 E: 0 K: 1 S: 9 H: 0 LOB: 0 BB: 0 P: 14	R: 2 E: 0 K: 0 S: 9 H: 3 LOB: 0 BB: 0 P: 18	R: 1 E: 0 K: 2 S: 11 H: 2 LOB: 1 BB: 0 P: 15	

1B: 6 SF: 0
2B: 4 SAC: 0
3B: 2 DP: 2
HR: 0 HBP: 0

WP: 0 PA: 36
PB: 2
SB: 1
CS: 0

	AB	33
	R	8
	H	11
	RBI	8
	BB	3
	SO	6
	LOB	8

PITCHER		IP	WLS	BF	H	R	ER	SO	BB	IBB	HBP	BLK	WP	HR	S	P	ERA	WHIP
19 Scott Olsen, L ERA: 14.63	(1, 1)	5.0	L	23	6	5	5	3	3	0	0	0	0	0	48	82	9.00	1.800
59 Steven Shell, R ERA: 6.75	(6, 1)	1.1		6	2	2	2	1	0	0	0	0	0	0	16	28	13.50	1.500
52 Saul Rivera, R ERA: 2.08	(7, 1)	0.2		2	1	0	0	0	0	0	0	0	0	0	2	4	0.00	1.500
41 Wilfredo Ledezma, L ERA: 9.82	(8, 1)	1.0		5	2	1	1	2	0	0	0	0	0	0	11	15	9.00	2.000

PITCHER	IP	WLS	BF	H	R	ER	SO	BB	IBB	HBP	BLK	WP	HR	S	P	ERA	WHIP

Batter	1	2	3	4	5	6	7	8	9	AB	R	H	RBI	BB	SO	LOB
1 Emilio Bonifácio, S (1, 5) OBP: 0.500, SLG: 0.667	C FF 89 F CH 83 S FF 91 0-3 ① K		C SL 77 S SL 81 X SL 81 0-2 21 1B 6 1B 1B		B FF 86 C FF 88 S FF 89 B FF 91 F FF 89 F FF 89 F CU 73 X CU 67 2-2 ① G1-3			B FF 90 B FF 90 C FF 92 F FF 91 F FF 92 X FF 93 2-2 ① 21 2B 1B	B FF 91 X FF 92 1-0 ③ FC6-4 1-2f	5	2	2	0	0	1	1
21 John Baker, L (1, 2) OBP: 0.476, SLG: 0.471	C FF 91 B FF 90 B CH 81 F FF 91 B CU 73 F FF 90 S FF 90 3-3 ② K		F CH 81 1 SAFE B FF 89 X FF 90 1-1 7 BB 6 1B 1-3 1B		C FF 88 F CU 74 B FF 90 B CH 72 C SL 81 2-3 ② K			1 SAFE 1 SAFE X SI 92 0-0 2 1B 6 1B 1-H 2B		4	2	2	1	0	2	0
2 Hanley Ramirez, R (1, 6) OBP: 0.400, SLG: 0.593	C FF 91 S FF 92 B SL 84 F FF 91 X FF 91 1-2 ③ F9		D CH 83 C FF 90 C FF 91 S CU 69 1-3 ② K		F FF 89 B SL 81 F FF 89 F SL 79 S CU 67 1-3 ③ K			F SL 87 X SL 88 0-1 7 S 6 1B 2-3 1B		4	0	1	0	0	2	2
7 Ross Gload, L (1, 3) OBP: 0.273, SLG: 0.125		C FF 89 F FF 90 B FF 92 B FF 91 X CU 69 2-2 ① G1-3	D CU 73 B CU 76 B CH 79 C FF 89 B FF 90 4-1 6 1B 27 WP 1-2 BB			B FF 89 X FF 89 1-0 ① F8		B SI 94 1 SAFE F SI 92 F FF 93 1 SAFE F SL 88 P PO 86 B SI 92 B FF 93 4-2 6 1B 1-2 BB		2	1	0	0	2	0	0
6 Dan Uggla, R (1, 4) OBP: 0.357, SLG: 0.542		C CU 73 B FF 90 F FF 90 F FF 92 B CH 80 B CU 65 F SL 80 S FF 89 3-3 ② K	F FF 90 X FF 91 0-1 27 WP 1-3 2-H 3-H 1B			C CU 72 C SL 82 B CU 67 S SL 82 1-3 ② K2-3		C SI 94 B SI 94 X SL 86 1-1 ① 27 G4-6-3 1-2 2-H 3-H 1B		4	0	2	3	0	2	0
27 Jeremy Hermida, L (1, 7) OBP: 0.385, SLG: 0.455 46 Juan Carlos Oviedo, R (8, 1) 22 Matt Lindstrom, R (9, 1)	C FF 91 F FF 91 B CU 77 X SL 80 1-2 24 1B 1B		B CH 80 C CU 75 F CH 80 F FF 90 B CH 74 S CU 72 2-3 ③ K2-3 1-2 3-H			C FF 89 B FF 90 F FF 90 B CU 68 C SL 82 2-3 ③ K		S FF 88 B SL 82 B SI 89 F FF 90 X FF 91 2-2 ②③ G4-6-3 1-2f		4 0 0	0 0 0	1 0 0	0 0 0	0 0 0	2 0 0	3 0 0
24 Cameron Maybin, R (1, 8) OBP: 0.240, SLG: 0.280	C SL 81 1 SAFE B FF 89 X SL 80 1-1 1-2 1B			X FF 88 0-0 ① B1-3			C SI 90 X SI 89 0-1 ① G4-3		F SL 88 X SL 89 0-1 ① F8	4	0	1	0	0	0	0
4 Alfredo Amezaga, S (1, 9) OBP: 0.250, SLG: 0.250 (8, 7)	C CU 76 F SI 89 B CH 77 D CU 67 F CH 76 X SL 80 2-2 ③ G4-3			B FF 87 S FF 88 B FF 90 S FF 90 C FF 91 2-3 ② K			B SI 88 C SI 89 X SI 88 1-1 ② G4-3		B FF 93 B FF 93 B FF 92 C FF 93 X FF 92 3-1 1 FC6-4 1B	4	0	1	0	0	1	2
41 Chris Volstad, R (1, 1) 12 Cody Ross, R (8, 9) OBP: 0.087, SLG: 0.087			C FF 88 S FF 89 B FF 89 S CU 72 1-3 ① K	C FF 88 F FF 90 S CU 71 0-3 ③ K			B SI 87 C SI 88 S SI 88 S SI 89 1-3 ③ K		1 SAFE F FF 93 F SL 85 S SL 86 0-3 ② K	3 1	0 0	0 0	0 0	0 0	3 1	0 1

Inning Stats	1	2	3	4	5	6	7	8	9	1B	SF	WP	PA
	R: 0 E: 0 K: 2 S: 11	R: 0 E: 0 K: 1 S: 17	R: 3 E: 0 K: 3 S: 18	R: 0 E: 0 K: 2 S: 7	R: 0 E: 0 K: 2 S: 13	R: 0 E: 0 K: 2 S: 7	R: 0 E: 0 K: 1 S: 7	R: 2 E: 0 K: 0 S: 16	R: 0 E: 0 K: 1 S: 8	9	0	1	37
	H: 0 LOB: 0 BB: 0 P: 15	H: 2 LOB: 2 BB: 0 P: 26	H: 3 LOB: 1 BB: 1 P: 27	H: 0 LOB: 0 BB: 0 P: 9	H: 0 LOB: 0 BB: 0 P: 18	H: 0 LOB: 0 BB: 0 P: 11	H: 0 LOB: 0 BB: 0 P: 9	H: 4 LOB: 1 BB: 1 P: 24	H: 1 LOB: 1 BB: 0 P: 12	2B: 1	SAC: 0	PB: 0	
										3B: 0	DP: 1	SB: 1	
										HR: 0	HBP: 0	CS: 0	

PITCHER		IP	WLS	BF	H	R	ER	SO	BB	IBB	HBP	BLK	WP	HR	S	P	ERA	WHIP
33 Javier Vazquez, R ERA: 4.5	(1, 1)	6.0	L	24	5	3	3	12	1	0	0	0	1	0	73	106	4.50	1.000
58 Peter Moylan, R ERA: 22.5	(7, 1)	1.0		3	0	0	0	1	0	0	0	0	0	0	7	9	0.00	0.000
30 Jeff Bennett, R ERA: 2.25	(8, 1)	0.1		5	4	2	1	0	1	0	0	0	0	0	13	19	27.00	15.000
34 Eric O'Flaherty, L ERA: 9.0	(8, 1)	0.2		1	0	0	0	0	0	0	0	0	0	0	3	5	0.00	0.000
56 Blaine Boyer, R ERA: 18.0	(9, 1)	1.0		4	1	0	0	1	0	0	0	0	0	0	8	12	0.00	1.000

PITCHER	IP	WLS	BF	H	R	ER	SO	BB	IBB	HBP	BLK	WP	HR	S	P	ERA	WHIP

TOP

Florida Marlins @ Atlanta Braves

Turner Field, Atlanta, GA

Tue Apr 14 2009, 7:00 PM EDT

Att. 16,293 - Partly Cloudy - 56 F

livebaseballscorecards.com

AB	35
R	5
H	10
RBI	4
BB	2
SO	14
LOB	9

Florida Marlins @ Atlanta Braves

Turner Field, Atlanta, GA

Tue Apr 14 2009, 7:00 PM EDT
Att. 16,293 - Partly Cloudy - 56 F

livebaseballscorecards.com

Batter	1	2	3	4	5	6	7	8	9	AB	R	H	RBI	BB	SO	LOB
2 Kelly Johnson, L (1, 4) OBP: 0.400, SLG: 0.741	B SI 92 C SI 91 F CU 79 S FF 92 1-3 ① **K**			S CU 78 B CU 79 B SI 91 F SI 92 B CH 85 X SI 92 3-2 **HR**		B SI 91 F SI 91 B SI 90 B SI 90 F SI 92 X SI 94 3-2 ① **F7**		S FF 94 X CH 83 0-1 ② **F9**		4	1	1	1	0	1	2
19 Yunel Escobar, R (1, 6) OBP: 0.419, SLG: 0.571	X FF 92 0-0 ② **G6-3**			B SI 92 F SI 93 F SL 82 F SI 92 B CH 85 X SI 93 2-2 ① **G1-3**		D SI 92 B CU 79 B SI 91 B SI 89 4-0 10 G1-3 **BB**		F FF 96 S CH 85 S CH 87 0-3 ③ **K**		3	0	0	0	1	1	1
10 Chipper Jones, S (1, 5) OBP: 0.385, SLG: 0.542	X FF 92 0-0 ③ **G4-3**			C SI 91 B CU 81 B FF 91 S FF 93 S FF 93 2-3 ② **K**		B FF 90 C CU 79 F FF 92 X SI 91 1-2 ② **G1-3** **1-2** **2-3**			X FF 96 0-0 ① **G4-3**	4	0	0	0	0	1	2
16 Brian McCann, L (1, 2) OBP: 0.333, SLG: 0.615		B SI 91 X SI 91 1-0 ① **B5-3**		X SI 92 0-0 ③ **F7**		C SI 92 F CU 81 X FF 92 0-2 ③ **G3-1**			B SL 82 B FF 96 B SI 94 C FF 93 X FF 94 3-1 ② **F7**	4	0	0	0	0	0	2
18 Garret Anderson, L (1, 7) OBP: 0.143, SLG: 0.143		C FF 91 B CH 84 S CH 83 B FF 92 F FF 91 B CH 83 X FF 92 3-2 ② **P6**			B FF 89 B CH 82 F FF 90 X FF 91 2-1 ① **F9**		C CU 80 B SI 90 F CH 84 X FF 92 1-2 ① **L4**		F FF 95 S CH 86 X FF 96 0-2 ③ **G6-3**	4	0	0	0	0	0	0
7 Jeff Francoeur, R (1, 9) OBP: 0.276, SLG: 0.500		B CU 80 X FF 91 1-0 ③ **F9**			B FF 91 X CU 78 1-0 ② **L7**		X FF 91 0-0 22 S1-4-6-3 **1B**			3	0	1	0	0	0	0
22 Casey Kotchman, L (1, 3) OBP: 0.346, SLG: 0.304			C FF 90 S CH 83 F FF 92 B FF 92 B CU 81 F CH 84 X FF 92 2-2 ① **P6**		B CH 84 B CH 84 B SI 91 B FF 91 4-0 **BB**		X SI 91 0-0 ② ③ **G1-4-6-3** **1-2f**			2	0	0	0	1	0	1
24 Jordan Schafer, L (1, 8) OBP: 0.414, SLG: 0.654			S SI 93 C SI 92 B CH 83 F FF 90 S CU 82 1-3 ② **K**		S FF 91 B SI 91 B FF 91 S SI 91 S CU 80 2-3 ③ **K2-3**			B FF 91 C SI 91 X CH 82 1-1 **1B**		3	0	1	0	0	2	1
33 Javier Vazquez, R (1, 1) 14 Martín Prado, R (6, PH) OBP: 0.400, SLG: 0.600 58 Peter Moylan, R (7, 1) 30 Jeff Bennett, R (8, 1) 34 Eric O'Flaherty, L (8, 1) 20 Greg Norton, S (8, PH) 56 Blaine Boyer, R (9, 1)			C FF 91 F CU 80 X FF 91 0-2 ③ **G6-3**			B SI 90 F SI 91 C CU 79 F SI 91 B CU 81 B FF 91 X FF 92 3-2 10 G1-3 **2B**		F SI 94 C SI 93 S CH 84 0-3 ① **K**		1 1 0 0 0 0 1 0	0 0 0 0 0 0 0 0	0 1 0 0 0 0 0 0	0 0 0 0 0 0 1 0	0 0 0 0 0 0 1 0	0 0 0 0 0 0 1 0	0 2 0 0 0 0 1 0
Inning Stats	R: 0 E: 0 K: 1 S: 5 H: 0 LOB: 0 BB: 0 P: 6	R: 0 E: 0 K: 0 S: 6 H: 0 LOB: 0 BB: 0 P: 11	R: 0 E: 0 K: 1 S: 12 H: 0 LOB: 0 BB: 0 P: 15	R: 1 E: 0 K: 1 S: 11 H: 1 LOB: 0 BB: 0 P: 18	R: 0 E: 0 K: 1 S: 6 H: 0 LOB: 1 BB: 1 P: 15	R: 0 E: 0 K: 0 S: 13 H: 1 LOB: 2 BB: 1 P: 24	R: 0 E: 0 K: 0 S: 5 H: 1 LOB: 0 BB: 0 P: 6	R: 0 E: 0 K: 2 S: 10 H: 1 LOB: 1 BB: 0 P: 11	R: 0 E: 0 K: 0 S: 6 H: 0 LOB: 0 BB: 0 P: 9	1B: 2 2B: 1 3B: 0 HR: 1 SF: 0 SAC: 0 DP: 1 HBP: 0						

	AB	30
	R	1
	H	4
	RBI	1
	BB	2
	SO	6
	LOB	10

PITCHER		IP	WLS	BF	H	R	ER	SO	BB	IBB	HBP	BLK	WP	HR	S	P	ERA	WHIP
41 Chris Volstad, R ERA: 1.5	(1, 1)	7.0	W	25	3	1	1	4	2	0	0	0	0	1	58	95	1.29	0.714
46 Juan Carlos Oviedo, R ERA: 4.5	(8, 1)	1.0		4	1	0	0	2	0	0	0	0	0	0	10	11	0.00	1.000
22 Matt Lindstrom, R ERA: 3.0	(9, 1)	1.0		3	0	0	0	0	0	0	0	0	0	0	6	9	0.00	0.000

PITCHER		IP	WLS	BF	H	R	ER	SO	BB	IBB	HBP	BLK	WP	HR	S	P	ERA	WHIP

Florida Marlins @ Atlanta Braves

Turner Field, Atlanta, GA

Wed Apr 15 2009, 7:00 PM EDT

Att. 19,204 - Clear - 59 F

livebaseballscorecards.com

Batter	1	2	3	4	5	6	7	8	9	AB	R	H	RBI	BB	SO	LOB
1 Emilio Bonifácio, S (1, 5) OBP: 0.450, SLG: 0.590	B SI 88 X SI 88 1-0 3 WP 21 PB 6 1B 1B	B SL 80 B SL 80 B CH 82 C SI 87 F SI 88 F SI 87 T SL 81 3-2 ② K			B SL 80 L SL 80 X SL 80 1-1 ① F7	B SI 87 B SI 86 C SI 86 C SI 88 S SI 88 2-3 ① K	B CH 77 B SI 88 C SI 88 F FF 88 B FF 90 F FF 89 F FF 90 S FF 89 3-3 ③ K		S CH 72 C CU 67 S CH 70 0-3 ② K	6	1	1	0	0	4	6
21 John Baker, L (1, 2) OBP: 0.444, SLG: 0.435	B SI 87 F SI 88 B SL 81 X SI 87 2-1 ① G1-3 1-2	B SI 88 C SL 81 F SL 80 B SI 88 S SL 81 2-3 ③ K			C SL 80 B SL 79 B CH 82 C SL 80 B SL 80 X SI 86 3-2 2 2B 3 1B 1B	C SI 87 S CH 80 B FF 90 X SL 86 1-2 ② G6-3		F SI 90 F SI 89 F FF 91 X FF 91 0-2 ① F7	C CU 67 D FF 82 F CH 73 F CH 70 D CU 69 X CH 69 2-2 E2 2 1B 2-H 3-H 1B	6	2	2	2	0	1	2
2 Hanley Ramirez, R (1, 6) OBP: 0.389, SLG: 0.576	X SI 88 0-0 ② G5-3	B SI 87 B SI 88 C SL 80 F SI 87 X SI 87 2-2 ① G6-3			X SI 86 0-0 3 1B 6 2B 1-3 2B	C FF 89 B FF 90 B SL 86 B FF 89 X FF 88 3-1 ③ F9		S SL 79 S SL 79 B FF 91 X SL 80 1-2 ② F9	B FF 82 X 1-0 3-H 1B	6	1	2	1	0	0	1
3 Jorge Cantu, R (1, 3) OBP: 0.464, SLG: 0.667	C SI 88 B SI 88 B SL 82 B SL 82 F SL 80 F SL 83 B SL 81 4-2 27 BB 6 1B 2-3 BB	F SI 87 B SI 88 X SL 81 1-1 ② G6-3			F SI 87 T SI 87 B SI 87 X SL 81 1-2 6 2B 2-3 3-H 1B		F SI 88 B SI 89 F SI 89 B SL 76 F SL 76 F SI 89 B SI 90 X SI 89 3-2 12 HBP 27 S 7 BB 1B	B SL 77 B SL 78 F FF 91 X SL 78 2-1 ③ G4-3	B SI 82 B FF 83 X 2-0 ③ P5	5	2	2	1	1	0	1
6 Dan Uggla, R (1, 4) OBP: 0.394, SLG: 0.571	C SI 88 X SI 88 0-1 27 BB 1-2 3-H 1B	F SI 88 B SI 88 X SL 81 1-1 ③ F7			X SL 80 0-0 24 BB 1-H 3-H 2B		S SI 88 B SI 89 F SI 89 1 SAFE S SL 76 1-3 ① K		B FF 91 B SL 86 S FF 92 C FF 92 B SL 85 F FF 93 B FF 94 4-2 27 HBP 12 1B BB	4	1	2	3	1	1	1
27 Jeremy Hermida, L (1, 7) OBP: 0.452, SLG: 0.458 25 Brett Carroll, R (9, 7) OBP: 0.143, SLG: 0.143	C SL 80 B CH 83 B SI 87 F SL 80 F SI 87 B CH 84 D SL 82 4-2 1-2 2-3 BB			X SI 87 0-0 12 G6-3 1B	B SI 86 C SL 80 C SL 80 C SL 80 1-3 ② K		1 SAFE B SI 87 B CH 78 I I 4-0 7 BB 12 HBP 1-2 IBB		C FF 91 1 SAFE D CH 84 H SL 86 2-1 12 18 1B 1-2 HBP	2 0	1 0	1 0	0 0	2 0	1 0	1 0
12 Cody Ross, R (1, 9) OBP: 0.179, SLG: 0.115	B SI 88 B SI 87 B SL 81 C SI 87 C SI 87 F SI 87 X SI 88 3-2 ③ G5-3			B SI 87 1 SAFE C SI 87 B SI 87 X SI 87 2-1 ① G6-3 1-2	I IN 77 I IN 79 I IN 79 I IN 80 4-0 24 BB IBB		H SI 88 1-0 7 BB 1-2 2-3 HBP		X FF 91 0-0 18 E 18 1B 21 E 1-2 2-H 1B	3	1	1	1	1	0	4
24 Cameron Maybin, R (1, 8) OBP: 0.267, SLG: 0.250		B SI 87 C SI 87 B SI 87 B SI 87 S SI 88 B SI 88 4-2 23 SH3-4 BB		S SL 81 C SI 87 B SL 81 B SL 81 C SI 87 2-3 ② K	F SL 80 B SL 81 C SL 79 B SI 87 F SL 81 B SI 88 B SL 81 4-2 1-2 2-3 BB		B SI 87 S SI 87 C SI 88 F SI 89 S SL 77 1-3 ② K		B SL 87 C FF 92 C FF 92 T SL 87 1-2 ① K	3	0	0	0	2	3	6
23 Andrew Miller, L (1, 1) 48 Hayden Penn, R (5, 1) 7 Ross Gload, L (7, PH) OBP: 0.333, SLG: 0.125 53 Dan Meyer, R (7, 1) 40 Kiko Calero, R (8, 1) 18 Wes Helms, R (9, PH) OBP: 0.286, SLG: 0.286 37 Renyel Pinto, L (9, 1)		L SI 87 X SI 87 0-1 ① SH3-4 1-2		C SI 87 B SI 88 C SI 87 1-3 ③ K	X SI 86 0-0 ③ G4-3		B SI 87 B SI 88 B SI 87 C SI 88 B SI 88 4-1 1-2 2-3 3-H BB		B SL 87 X CH 85 1-0 E7 21 E 1-3 2-H 1B	2 0 0 0 0 0 1 0	0 0 0 0 0 0 1 0	0 0 0 0 0 0 1 0	0 0 1 0 0 0 1 0	0 0 0 0 0 0 0 0	1 0 0 0 0 0 0 0	4 0 0 0 0 0 0 0
Inning Stats	R: 1 E: 0 K: 0 S: 16 H: 2 LOB: 3 BB: 2 P: 30	R: 0 E: 0 K: 2 S: 11 H: 0 LOB: 1 BB: 1 P: 20	R: 0 E: 0 K: 0 S: 7 H: 0 LOB: 0 BB: 0 P: 11	R: 0 E: 0 K: 2 S: 9 H: 1 LOB: 1 BB: 0 P: 14	R: 3 E: 0 K: 1 S: 17 H: 4 LOB: 3 BB: 2 P: 31	R: 0 E: 0 K: 1 S: 8 H: 0 LOB: 0 BB: 0 P: 14	R: 1 E: 0 K: 3 S: 18 H: 1 LOB: 3 BB: 2 P: 35	R: 0 E: 0 K: 0 S: 9 H: 0 LOB: 0 BB: 0 P: 12	R: 5 E: 2 K: 2 S: 18 H: 4 LOB: 1 BB: 1 P: 31	1B: 10 2B: 2 3B: 0 HR: 0 SF: 0 SAC: 1 DP: 0 HBP: 2						

TOP	
AB	38
R	10
H	12
RBI	10
BB	8
SO	11
LOB	26

WP: 1 PB: 1 SB: 1 CS: 0 PA: 49

PITCHER		IP	WLS	BF	H	R	ER	SO	BB	IBB	HBP	BLK	WP	HR	S	P	ERA	WHIP
32 Derek Lowe, R ERA: 2.81	(1, 1)	5.0		27	7	4	4	5	4	1	0	0	1	0	60	106	7.20	2.200
38 Buddy Carlyle, R ERA: 4.15	(6, 1)	1.0		3	0	0	0	1	0	0	0	0	0	0	8	14	0.00	0.000
58 Peter Moylan, R ERA: 20.25	(7, 1)	0.2	L	6	1	1	1	2	1	1	1	0	0	0	13	27	13.50	3.000
34 Eric O'Flaherty, L ERA: 8.1	(7, 1)	0.1		1	0	0	0	1	0	0	0	0	0	0	5	8	0.00	0.000
Rafael Soriano, R ERA:	(8, 1)	1.0		3	0	0	0	0	0	0	0	0	0	0	9	12	0.00	0.000

PITCHER		IP	WLS	BF	H	R	ER	SO	BB	IBB	HBP	BLK	WP	HR	S	P	ERA	WHIP
56 Blaine Boyer, R ERA: 40.5	(9, 1)	0.1		5	2	4	4	1	1	0	1	0	0	0	9	17	108.00	9.000
57 Jorge Campillo, R ERA: 3.86	(9, 1)	0.2		4	2	1	0	1	0	0	0	0	0	0	9	14	0.00	3.000

Florida Marlins @ Atlanta Braves

Turner Field, Atlanta, GA

Wed Apr 15 2009, 7:00 PM EDT

Att. 19,204 - Clear - 59 F

livebaseballscorecards.com

BOTTOM

Batter	1	2	3	4	5	6	7	8	9	AB	R	H	RBI	BB	SO	LOB
2 Kelly Johnson, L (1, 4) OBP: 0.412, SLG: 0.667	B CH 82 F CH 84 B FF 86 S CH 78 X FF 88 2-2 4 SF8 3B		B SL 74 X CH 80 1-0 ③ F9		F FF 87 B FF 86 D SL 74 B FF 90 B CH 82 4-1 4 1B BB			X SL 82 0-0 ① G3		3	1	1	0	1	0	0
4 Omar Infante, R (1, 5) OBP: 0.500, SLG: 0.636	B FF 87 X FF 87 1-0 ① SF8 3-H			C CH 83 B FF 87 B CH 81 X FF 86 2-1 ① G6-3	F FF 89 B FF 94 B CH 85 B FF 91 F CH 83 F CH 84 1 SAFE X FF 89 3-2 1-3 3-H 1B			B SL 80 C FF 87 C SL 79 B SL 79 B SL 78 C FF 87 3-3 ② K		3	0	1	2	0	1	0
19 Yunel Escobar, R (1, 6) OBP: 0.400, SLG: 0.531	C FF 87 S CH 82 X FF 92 0-2 ② G3			C SL 74 F CH 81 X CH 84 0-2 ② G6-3	B CU 73 X FF 91 1-0 ③ L8			X SL 78 0-0 23 WP 16 BB 1B		4	0	1	0	0	0	2
16 Brian McCann, L (1, 2) OBP: 0.324, SLG: 0.552	B FF 87 X CH 80 1-0 ③ G1-3			B SL 72 B FF 86 X FF 88 2-0 ③ L8		F FF 91 X CU 76 0-1 ① G3		B FF 88 B FF 88 B FF 88 B FF 87 4-0 1-2 BB		3	0	0	0	1	0	0
23 Matt Diaz, R (1, 7) OBP: 0.409, SLG: 0.529		B CH 86 S CH 78 F CH 80 F FF 92 F SL 75 B CH 83 F CH 81 X CH 82 2-2 ① G5-3			B SL 71 B FF 87 C CH 84 B CH 79 B FF 87 4-1 7 1B 22 2B BB	S FF 90 B FF 91 F FF 92 B CU 76 S CH 83 2-3 ② K		S SL 80 F SL 79 S SL 80 0-3 ③ K 2-3		3	1	0	0	1	2	2
7 Jeff Francoeur, R (1, 9) OBP: 0.303, SLG: 0.500		B SL 72 B CH 86 F CH 81 B CH 82 X FF 89 3-1 ② P4			C CH 83 B FF 89 B CH 85 X FF 87 2-1 22 2B 14 G1-3 1-2 1B	B FF 92 B FF 91 C FF 91 X CH 84 2-1 ③ F8			B FF 89 F FF 89 X SI 91 1-1 1B	4	1	2	0	0	0	0
22 Casey Kotchman, L (1, 3) OBP: 0.333, SLG: 0.333		B CH 85 C CH 86 X CH 81 1-1 ③ G3			B CH 84 C CH 85 B FF 86 X FF 86 2-1 14 G1-3 4 1B 1-3 2-H 2B		B FF 88 C SI 90 C SL 85 B SI 92 X FF 90 2-2 ① F8		C FF 90 X FF 91 0-1 ① F7	4	1	1	1	0	0	1
24 Jordan Schafer, L (1, 8) OBP: 0.364, SLG: 0.567			L CH 83 B CH 86 F CH 85 B FF 90 F CH 80 S FF 89 2-3 ① K		F FF 87 B FF 88 F CH 80 B FF 92 S SL 77 2-3 ① K2-3		C SL 85 B FF 92 X SL 85 1-1 ② L6		C SI 90 C FF 90 X FF 89 0-2 ② F7	4	0	0	0	0	2	3
32 Derek Lowe, R (1, 1) 14 Martin Prado, R (5, PH) OBP: 0.333, SLG: 0.500 38 Buddy Carlyle, L (8, 1) 58 Peter Moylan, R (7, 1) 34 Eric O'Flaherty, L (7, 1) 20 Greg Norton, S (7, PH) Rafael Soriano, R (8, 1) 56 Blaine Boyer, R (8, 1) 57 Jorge Campillo, R (8, 1) 18 Garret Anderson, L (8, PH) OBP: 0.133, SLG: 0.133			B CH 84 X CH 85 1-0 ② P3		B FF 89 X CH 81 1-0 ② G1-3 2-3 3-H		C FF 90 S FF 91 S FF 92 0-3 ③ K		B FF 91 X FF 90 1-0 ③ P6	1 0 0 0 0 0 0 1 0 0 1 0 0 1 0 0 0 0 0 0 0 0 0 0 0 0 0 0 0 0 0 0 0 0 0 1 0 0 0 0 1 0 0 0 0 0 0 0 0 0 0 0 0 0 0 0 0 0 0 0 0 0 0 1 0 0 0 0 0 1						

| | | | | | |

Batter	1	2	3	4	5	6	7	8	9	AB	R	H	RBI	BB	SO	LOB
1 Emilio Bonifácio, S (1, 5) OBP: 0.400, SLG: 0.523	C FF 90 B FO 86 B SI 90 C SI 90 T FF 91 2-2 **K** ①	B FF 89 B FF 90 X FC 84 2-0 **G3-1** ③		C FF 89 S FF 88 B FF 90 S FC 84 1-3 **K** ③			S SI 91 B SI 93 S SI 91 F SI 92 F SI 92 X SI 92 1-2 **G5-3** ①		B FF 84 B SL 79 F FF 84 F SL 79 B SI 84 S CH 74 3-3 **K** ①	5	0	0	0	0	3	3
4 Alfredo Amezaga, S (1, 8) OBP: 0.222, SLG: 0.222	C FF 90 X SI 85 0-1 **F7** ②		C FF 89 B FC 85 S FO 83 X CU 68 1-2 **G1-3** ①		B FF 88 C FO 85 S CU 67 B FO 85 C FF 90 2-3 **K** ①		S SL 84 X SI 91 0-1 **G4-3** ②		B FF 84 T SL 80 X FF 84 1-1 2 CS 1B 3-H	5	0	1	1	0	1	0
2 Hanley Ramirez, R (1, 6) OBP: 0.341, SLG: 0.500	B FF 91 B FF 91 F FF 91 X FF 91 2-1 **G5-3** ③		X SI 90 0-0 **F9** ②		C FF 90 F FF 90 C FF 90 0-3 **K** ②		B FF 94 B SI 93 X FF 93 2-0 **F9** ③		B FF 83 B CH 71 S SL 81 X CH 74 2-1 **F8** ②③ 1-2	5	0	0	0	0	1	1
3 Jorge Cantu, R (1, 3) OBP: 0.469, SLG: 0.630		X FF 88 0-0 6 E 12 HR 1B	C FF 89 B FC 84 B FO 84 B FO 84 F FC 84 F CU 67 F FF 91 B FF 90 4-2 6 2B BB		S FO 85 F FF 90 B FF 90 S FO 84 1-3 **K** ③			B SI 91 C SI 90 B SI 90 F FF 91 F FF 92 T SI 92 2-2 **K** ①		3	1	1	0	1	2	0
6 Dan Uggla, R (1, 4) OBP: 0.432, SLG: 0.613		X FF 89 0-0 FC6 12 HR 1-2	C FF 88 1 SAFE B FC 84 C CU 69 1 SAFE B CU 68 X CU 67 2-2 2B 1-3			S FO 83 B FO 83 S FC 84 B FC 83 B FF 89 B FO 83 4-2 27 3B BB		F SI 93 B FF 94 C SL 86 B FF 93 F FF 94 F SI 94 X SL 88 2-2 12 1B 1B		3	2	2	0	1	0	1
27 Jeremy Hermida, L (1, 7) OBP: 0.429, SLG: 0.500 25 Brett Carroll, R (8, 7) OBP: 0.143, SLG: 0.143		M SI 89 B FF 90 S FO 83 X FC 86 1-2 **F8** ①	D FF 88 F FF 89 S SI 86 B FC 86 B CU 70 F FO 86 S FF 91 3-3 **K** ③			1 SAFE C FF 88 C FF 88 D FO 83 X FO 83 1-2 12 SF8 3B 1-H		C SI 92 F SI 92 1 SAFE B SI 92 C SI 93 1-3 **K** ②		4 0	1 0	1 0	1 0	0 0	2 0	5 0
12 Cody Ross, R (1, 9) OBP: 0.250, SLG: 0.310		B FF 89 B FF 90 X SI 90 2-0 HR 1-H 2-H		B FF 88 C FO 82 C CU 68 B FF 89 X FF 89 2-2 19 FC1-6 1B		F FC 85 D FO 84 X FF 89 1-1 SF8 ① 3-H		1 SAFE B SI 93 F SI 92 1 SAFE 1 SAFE 1 SAFE C SI 94 X FF 94 1-2 29 FC6-4 1B 1-2		3	1	3	4	0	0	0
29 Ronny Paulino, R (1, 2) OBP: 0.385, SLG: 0.545		C FF 91 B CU 71 S CU 68 F FF 91 B CU 67 F CU 68 B FC 84 B FC 83 4-2 19 SH3-4 BB		S FF 88 B SI 88 C FC 84 C FC 82 1-3 **K** ①		B FO 84 B FF 89 S FF 88 S SI 89 F FF 89 X FF 89 2-2 **G5-3** ②		X FF 94 0-0 **FC6-4** ③ 1-2f		3	0	0	0	1	1	3
19 Aníbal Sánchez, R (1, 1) 40 Kiko Calero, R (7, 1) 53 Dan Meyer, R (7, 1) 46 Juan Carlos Oviedo, R (8, 1) 7 Ross Gload, L (9, PH) OBP: 0.385, SLG: 0.444 22 Matt Lindstrom, R (9, 1)		X FF 87 0-0 SH3-4 ② 1-2		L FF 88 B FC 83 L FF 88 X FF 89 1-2 FC1-6 ② 1-2f		B FO 86 C FF 88 F FF 88 X FF 87 1-2 G4-3 ③			X FC 84 0-0 4 1B 3B	2 0 0 0 1 0	0 0 0 0 1 0	0 0 0 0 1 0	0 0 0 0 0 0	0 0 0 0 0 0	0 0 0 0 0 0	1 0 0 0 0 0
Inning Stats	R: 0 E: 0 K: 1 S: 7 H: 0 LOB: 0 BB: 0 P: 11	R: 3 E: 1 K: 0 S: 12 H: 2 LOB: 1 BB: 1 P: 21	R: 0 E: 0 K: 1 S: 15 H: 1 LOB: 2 BB: 1 P: 25	R: 0 E: 0 K: 2 S: 12 H: 1 LOB: 1 BB: 0 P: 17	R: 0 E: 0 K: 3 S: 9 H: 0 LOB: 0 BB: 0 P: 12	R: 2 E: 0 K: 0 S: 14 H: 1 LOB: 0 BB: 1 P: 23	R: 0 E: 0 K: 0 S: 8 H: 0 LOB: 0 BB: 0 P: 11	R: 0 E: 0 K: 2 S: 16 H: 2 LOB: 2 BB: 0 P: 22	R: 1 E: 0 K: 1 S: 8 H: 2 LOB: 0 BB: 0 P: 14	1B: 5 2B: 1 3B: 2 HR: 1 SF: 1 SAC: 1 DP: 0 HBP: 0						

PITCHER		IP	WLS	BF	H	R	ER	SO	BB	IBB	HBP	BLK	WP	HR	S	P	ERA	WHIP
11 Kenshin Kawakami, R ERA: 5.25	(1, 1)	6.0	L	27	5	5	4	7	3	0	0	0	0	1	69	109	6.00	1.333
30 Jeff Bennett, R ERA: 1.5	(7, 1)	2.0		8	2	0	0	2	0	0	0	0	0	0	24	33	0.00	1.000
57 Jorge Campillo, R ERA: 5.4	(9, 1)	1.0		4	2	1	1	1	0	0	0	0	0	0	8	14	9.00	2.000

PITCHER	IP	WLS	BF	H	R	ER	SO	BB	IBB	HBP	BLK	WP	HR	S	P	ERA	WHIP

Florida Marlins @ Atlanta Braves

Turner Field, Atlanta, GA

Thu Apr 16 2009, 12:00 PM EDT

Att. 21,072 - Sunny - 61 F

TOP

livebaseballscorecards.com

AB	34
R	6
H	9
RBI	6
BB	3
SO	10
LOB	14

WP: 0	PA: 39		
PB: 0			
SB: 0			
CS: 1			

Florida Marlins @ Atlanta Braves

Turner Field, Atlanta, GA

Thu Apr 16 2009, 12:00 PM EDT

Att. 21,072 - Sunny - 61 F

BOTTOM

Batter	1	2	3	4	5	6	7	8	9	AB	R	H	RBI	BB	SO	LOB
2 Kelly Johnson, L (1, 4) OBP: 0.359, SLG: 0.657	F8	P4		FC4-6 4 CS 1-2f		G3			G4-6-3 1-2f	5	0	0	0	0	0	4
4 Omar Infante, R (1, 5) (6, 6) OBP: 0.389, SLG: 0.467	L8		F7	CS 1-2	F8		F9			4	0	0	0	0	0	0
19 Yunel Escobar, R (1, 6) OBP: 0.395, SLG: 0.514	18 S 1B		F9		G6-3		F7			3	0	1	0	0	0	0
14 Martín Prado, R (6, 5) OBP: 0.286, SLG: 0.429										1	0	0	0	0	0	0
18 Garret Anderson, L (1, 7) OBP: 0.263, SLG: 0.333	1-2 BB		7 1B 2B		22 1B 7 2B 2B		F8			3	2	2	0	1	0	0
22 Casey Kotchman, L (1, 3) OBP: 0.353, SLG: 0.333	F7		7 1B BB		7 2B 2-3 1B			L3		3	0	1	0	1	0	2
7 Jeff Francoeur, R (1, 9) OBP: 0.324, SLG: 0.528		F8	1-2 2-H 1B		1-3 3-H 2B			K		4	0	2	2	0	1	0
24 Jordan Schafer, L (1, 8) OBP: 0.324, SLG: 0.500		G3-1	K		K			K		4	0	0	0	0	3	4
8 David Ross, R (1, 2) OBP: 0.500, SLG: 0.333		11 1B BB		G5-3		F9			16 FC5-4 1B	3	0	1	0	1	0	0
11 Kenshin Kawakami, R (1, 1) OBP: 0.500, SLG: 0.500		1-2 1B		2 FC4-6 1B		F9			FC5-4 2 G4-6-3 1-2f	2	0	2	0	0	0	0
20 Greg Norton, S (6, PH)										1	0	0	0	0	0	0
30 Jeff Bennett, R (7, 1)										0	0	0	0	0	0	0
57 Jorge Campillo, R (9, 1)										0	0	0	0	0	0	0
16 Brian McCann, L (9, PH) OBP: 0.314, SLG: 0.533										1	0	0	0	0	0	1

Inning Stats	1	2	3	4	5	6	7	8	9
	R: 0 E: 0 K: 0 S: 7	H: 1 LOB: 2 BB: 1 P: 15	R: 0 E: 0 K: 0 S: 10	H: 1 LOB: 2 BB: 1 P: 20	R: 1 E: 0 K: 1 S: 14	H: 2 LOB: 2 BB: 1 P: 26	R: 0 E: 0 K: 0 S: 5	H: 1 LOB: 0 BB: 0 P: 7	R: 1 E: 0 K: 1 S: 12	H: 3 LOB: 2 BB: 0 P: 21	R: 0 E: 0 K: 0 S: 7	H: 0 LOB: 0 BB: 0 P: 11	R: 0 E: 0 K: 0 S: 8	H: 0 LOB: 0 BB: 0 P: 13	R: 0 E: 0 K: 2 S: 8	H: 0 LOB: 0 BB: 0 P: 12	R: 0 E: 0 K: 0 S: 6	H: 1 LOB: 0 BB: 0 P: 9

	1B: 6	SF: 0
	2B: 3	SAC: 0
	3B: 0	DP: 1
	HR: 0	HBP: 0

	WP: 0	PA: 38
	PB: 0	
	SB: 1	
	CS: 1	

	AB	34
	R	2
	H	9
	RBI	2
	BB	3
	SO	4
	LOB	11

livebaseballscorecards.com

PITCHER	IP	WLS	BF	H	R	ER	SO	BB	IBB	HBP	BLK	WP	HR	S	P	ERA	WHIP
19 Aníbal Sánchez, R (1, 1) ERA: 1.64	6.0	W	28	8	2	2	2	3	0	0	0	0	0	55	100	3.00	1.833
40 Kiko Calero, R (7, 1) ERA: 2.08	0.2	H	2	0	0	0	0	0	0	0	0	0	0	5	7	0.00	0.000
53 Dan Meyer, L (7, 1) ERA: 4.91	0.1	H	1	0	0	0	0	0	0	0	0	0	0	3	6	0.00	0.000
46 Juan Carlos Oviedo, R (8, 1) ERA: 3.6	1.0	H	3	0	0	0	2	0	0	0	0	0	0	8	12	0.00	0.000
22 Matt Lindstrom, R (9, 1) ERA: 2.25	1.0		3	1	0	0	0	0	0	0	0	0	0	6	9	0.00	1.000

PITCHER	IP	WLS	BF	H	R	ER	SO	BB	IBB	HBP	BLK	WP	HR	S	P	ERA	WHIP

Atlanta Braves @ Pittsburgh Pirates

PNC Park, Pittsburgh, PA

Fri Apr 17 2009, 7:05 PM EDT

Att. 15,659 - Clear - 69 F

livebaseballscorecards.com

Batter	1	2	3	4	5	6	7	8	9	AB	R	H	RBI	BB	SO	LOB
2 Kelly Johnson, L (1, 4) OBP: 0.357, SLG: 0.622	C SI 89 B CU 74 C SI 88 B SL 82 C SI 89 2-3 ① K		B CU 76 X FF 89 1-0 ① SH1-3 1-2		B SL 82 F SL 84 B CU 74 B SI 89 B SL 81 4-1 BB		S SL 82 B CU 74 B SL 82 F SL 82 F FF 90 F CU 76 B CH 78 X SL 81 3-2 ③ G4-3 1-2			2	0	0	0	1	1	1
4 Omar Infante, R (1, 6) OBP: 0.364, SLG: 0.421	X SI 88 0-0 ② G6-3		L CH 84 B FF 88 X FF 90 1-1 ② F8		B SI 86 C SI 90 F SI 89 X SI 89 1-2 ③ F9			B FF 89 B FF 89 C FF 89 X CH 82 2-1 7 1B 1B		4	0	1	0	0	0	3
23 Matt Diaz, R (1, 7) OBP: 0.346, SLG: 0.429	B SI 89 B SI 88 F SI 90 X FF 89 2-1 ③ P6		X CU 76 0-0 ③ F9			S CH 83 B CH 84 B FF 88 F SI 89 X SI 89 2-2 ① L6		F CH 82 F CH 84 X FF 89 0-2 ① P3		4	0	0	0	0	0	2
16 Brian McCann, L (1, 2) OBP: 0.333, SLG: 0.500		B SI 88 B SI 88 F SI 88 H SI 88 3-1 14 1B 7 1B 24 G1-2-3 HBP		B CU 74 C CU 74 B SI 87 S SL 81 X SI 89 2-2 ① G4-3		H SI 88 1-0 7 FC1-4 HBP		C FF 85 B SL 84 C SL 84 S SL 85 1-3 ② K		2	0	0	0	0	1	1
7 Jeff Francoeur, R (1, 9) OBP: 0.366, SLG: 0.550		X SI 87 0-0 14 1B 1-2 1B		F CU 74 B FF 89 B SI 86 X CH 85 2-1 14 L5-3 1B		X FF 89 0-0 ② FC1-4 14 FC5-4 1-2f		B FF 90 1 SAFE B CH 82 F CH 83 X CH 83 2-1 1-2 1B		4	0	3	0	0	0	1
14 Martín Prado, R (1, 5) OBP: 0.273, SLG: 0.364		L SI 89 L SI 89 X SI 89 0-2 1-2 2-3 1B		B SI 88 F CH 85 X CH 85 1-1 ② ③ L5-3 1-1		1 SAFE 1 SAFE C SI 89 B CH 84 B FF 89 X CH 84 2-1 ③ FC5-4 1-2f		D CH 84 B FF 90 B FF 90 C FF 90 S CH 83 X CH 82 3-2 ③ L6		4	0	1	0	0	0	4
22 Casey Kotchman, L (1, 3) OBP: 0.316, SLG: 0.294		C SL 83 C SL 83 B SL 82 F SL 83 F CU 77 F FF 91 X SI 91 1-2 ① F2			B FF 87 F SL 81 S SL 82 S CU 75 1-3 ① K		B SI 87 T SI 88 X SL 81 1-1 ① G5-3		B FF 92 X FF 92 1-0 ① F9	4	0	0	0	0	1	3
24 Jordan Schafer, L (1, 8) OBP: 0.317, SLG: 0.459		C CU 75 S SL 83 B SL 82 B SL 84 X SI 91 2-2 ② ③ G1-2-3 3-Hf			B SI 89 B CH 85 B SI 88 C FF 88 B FF 89 4-1 49 SH1-4 BB		B CU 75 B FF 88 X SI 88 2-0 ② P4		C FF 93 S FF 94 B FF 94 C FF 94 1-3 ② K	3	0	0	0	1	1	3
49 Jair Jurrjens, R (1, 1) OBP: 0.333, SLG: 0.200 58 Peter Moylan, R (7, 1) 51 Michael Gonzalez, R (8, 1) 18 Garret Anderson, L (9, PH) OBP: 0.250, SLG: 0.316			B SI 87 B FF 87 B SI 86 B FF 87 4-0 2 SH1-3 BB		X FF 89 0-0 ② SH1-4 1-2		B SI 88 C SI 87 B SI 88 B SI 88 C FF 88 X FF 89 3-2 2 BLK 1B		C FF 95 X FF 94 0-1 ③ F7	1 0 0 1	0 0 0 0	1 0 0 0	0 0 0 0	1 0 0 0	0 0 0 0	0 0 0 0

Inning Stats	1	2	3	4	5	6	7	8	9
	R: 0 E: 0 K: 1 S: 6 H: 0 LOB: 0 BB: 0 P: 10	R: 0 E: 0 K: 0 S: 14 H: 2 LOB: 2 BB: 0 P: 20	R: 0 E: 0 K: 0 S: 4 H: 0 LOB: 1 BB: 1 P: 10	R: 0 E: 0 K: 0 S: 7 H: 1 LOB: 0 BB: 0 P: 12	R: 0 E: 0 K: 1 S: 9 H: 0 LOB: 2 BB: 2 P: 19	R: 0 E: 0 K: 0 S: 6 H: 0 LOB: 1 BB: 0 P: 11	R: 0 E: 0 K: 0 S: 11 H: 1 LOB: 1 BB: 0 P: 20	R: 0 E: 0 K: 1 S: 13 H: 2 LOB: 2 BB: 0 P: 21	R: 0 E: 0 K: 1 S: 6 H: 0 LOB: 0 BB: 0 P: 8

1B: 6	SF: 0
2B: 1	SAC: 2
3B: 0	DP: 2
HR: 0	HBP: 2

WP: 0	PA: 36
PB: 0	
SB: 0	
CS: 0	

PITCHER		IP	WLS	BF	H	R	ER	SO	BB	IBB	HBP	BLK	WP	HR	S	P	ERA	WHIP
28 Paul Maholm, L ERA: 0.87	(1, 1)	7.0	W	28	4	0	0	2	3	0	2	1	0	0	57	102	0.00	1.000
34 John Grabow, L ERA:	(8, 1)	1.0	H	5	2	0	0	1	0	0	0	0	0	0	13	21	0.00	2.000
55 Matt Capps, R ERA:	(9, 1)	1.0	S	3	0	0	0	1	0	0	0	0	0	0	6	8	0.00	0.000

PITCHER	IP	WLS	BF	H	R	ER	SO	BB	IBB	HBP	BLK	WP	HR	S	P	ERA	WHIP

Atlanta Braves @ Pittsburgh Pirates

PNC Park, Pittsburgh, PA

Fri Apr 17 2009, 7:05 PM EDT

Att. 15,659 - Clear - 69 F

livebaseballscorecards.com

BOTTOM

Batter	1	2	3	4	5	6	7	8	9	AB	R	H	RBI	BB	SO	LOB
3 Nyjer Morgan, L (1, 7) OBP: 0.391, SLG: 0.500	B FF 89 B FF 89 C FF 90 X FF 90 2-1 ① P6		B FF 92 C CH 84 X FF 92 1-1 ② F8		B CH 83 F FF 92 B FF 92 S CH 84 F CH 85 B FF 92 S CH 85 3-3 ③ K			B FF 92 C FF 90 C FF 92 B SL 84 C SL 83 2-3 ① K		4	0	0	0	0	2	1
12 Freddy Sanchez, R (1, 4) OBP: 0.341, SLG: 0.581	B FF 91 F FF 91 X FF 92 1-1 3B		B SL 82 B CH 84 C FF 92 F CH 84 S FF 93 2-3 ③ K			S SL 80 B SL 81 F SL 80 F CH 83 B FF 94 X CH 83 2-2 ① F9		B SL 76 F FF 90 X FF 93 1-1 13 HR 1B		4	1	2	0	0	1	0
13 Nate McLouth, L (1, 8) OBP: 0.386, SLG: 0.500	C FF 91 B FF 92 S CH 84 D SL 82 S FF 93 2-3 ② K			B FF 90 B SL 80 S SL 81 X FF 92 2-1 41 FC4-6 1B		B FF 90 B CH 81 X CH 82 2-0 ② F9		B SL 78 X FF 93 1-0 1-H HR		4	1	2	2	0	1	1
41 Ryan Doumit, S (1, 2) OBP: 0.225, SLG: 0.395	C CH 85 S CH 84 X FF 92 0-2 ③ F9			1 SAFE C FF 90 F CH 82 1 SAFE X CH 82 0-2 ① FC4-6 25 G3 1-2f		C SL 80 B FF 91 S FF 91 B CH 85 F CH 82 S FF 93 2-3 ③ K		F FF 93 B SL 83 B SL 80 C CH 77 B SL 83 F FF 92 S FF 92 3-3 ② K		4	0	0	0	0	2	2
25 Adam LaRoche, L (1, 3) OBP: 0.282, SLG: 0.579		B FF 88 B FF 89 S CH 83 C FF 91 B CH 83 F FF 92 X CH 84 3-2 ① G3		B SI 92 B SI 90 C FF 91 F CH 84 1 SAFE X CH 84 2-2 ② G3 1-2			B FF 88 B FF 90 C FF 90 S FF 91 F FF 91 B CH 84 S CH 83 3-3 ① K	B FF 92 F FF 92 X FF 93 1-1 ③ P5		4	0	0	0	0	1	1
44 Brandon Moss, L (1, 9) OBP: 0.313, SLG: 0.400		C FF 91 B SL 82 X FF 91 1-1 15 G4-3 3B		S CH 83 B FF 93 X CH 82 1-1 ③ G6-3			F SL 79 F CH 83 B FF 93 X SL 78 1-2 ② G3-4-1			3	1	1	0	0	0	1
15 Andy LaRoche, R (1, 5) OBP: 0.167, SLG: 0.091		C FF 93 X SL 82 0-1 ② G4-3 3-H			B SL 80 S SL 79 C CH 83 B FF 94 B FF 94 X FF 91 3-2 5 G4-3 5 S 1B		B CH 82 B FF 92 B FF 91 C FF 91 B SL 80 4-1 5 BB BB			2	0	1	1	1	0	0
5 Ramón Vázquez, L (1, 6) OBP: 0.348, SLG: 0.167		B SL 80 S FF 91 B FF 92 X CH 84 2-1 ③ P6			S FF 90 B CH 83 F CH 83 F FF 93 X CH 83 1-2 ① G4-3 1-3		1 SAFE B FF 90 B FF 90 B FF 90 C FF 87 S FF 87 B FF 90 4-2 1-2 BB			2	0	0	0	1	0	1
28 Paul Maholm, L (1, 1) 24 Delwyn Young, S (7, PH) 34 John Grabow, L (8, 1) 55 Matt Capps, R (9, 1)			B FF 89 C FF 89 B FF 91 F FF 90 F CH 85 S FF 92 2-3 ① K		S CH 82 P PO 83 B CH 83 S FF 92 C FF 93 2-3 ② K		B SI 86 B SI 87 B SI 87 C SI 87 S CH 78 X CH 79 3-2 ③ P2			2 1 0 0	0 0 0 0	0 0 0 0	0 0 0 0	0 0 0 0	2 0 0 0	1 2 0 0
Inning Stats	R: 0 E: 0 K: 1 S: 10 H: 1 LOB: 1 BB: 0 P: 15	R: 1 E: 0 K: 0 S: 10 H: 1 LOB: 0 BB: 0 P: 16	R: 0 E: 0 K: 2 S: 9 H: 0 LOB: 0 BB: 0 P: 14	R: 0 E: 0 K: 0 S: 10 H: 1 LOB: 1 BB: 0 P: 15	R: 0 E: 0 K: 2 S: 15 H: 1 LOB: 1 BB: 0 P: 23	R: 0 E: 0 K: 1 S: 9 H: 0 LOB: 0 BB: 0 P: 15	R: 0 E: 0 K: 1 S: 13 H: 0 LOB: 2 BB: 2 P: 28	R: 2 E: 0 K: 2 S: 12 H: 2 LOB: 0 BB: 0 P: 20		1B: 3 2B: 0 3B: 2 HR: 1 SF: 0 SAC: 0 DP: 0 HBP: 0					WP: 0 PB: 0 SB: 1 CS: 0 PA: 32	

	AB	R	H	RBI	BB	SO	LOB
AB	30						
R	3						
H	6						
RBI	3						
BB	2						
SO	9						
LOB	10						

PITCHER		IP	WLS	BF	H	R	ER	SO	BB	IBB	HBP	BLK	WP	HR	S	P	ERA	WHIP
49 Jair Jurrjens, R ERA: 2.04	(1, 1)	6.2	L	26	4	1	1	7	2	0	0	0	0	0	73	120	1.35	0.900
58 Peter Moylan, R ERA: 18.0	(7, 1)	0.1		1	0	0	0	0	0	0	0	0	0	0	3	6	0.00	0.000
51 Michael Gonzalez, L ERA: 7.2	(8, 1)	1.0		5	2	2	2	2	0	0	0	0	0	1	12	20	18.00	2.000

PITCHER		IP	WLS	BF	H	R	ER	SO	BB	IBB	HBP	BLK	WP	HR	S	P	ERA	WHIP

Batter	1	2	3	4	5	6	7	8	9	AB	R	H	RBI	BB	SO	LOB
2 Kelly Johnson, L (1, 4) OBP: 0.326, SLG: 0.561	B FF 90 F FF 91 B CH 84 F FF 92 X SL 80 2-2 ① F8		F FF 93 S CH 85 D SL 82 X FF 93 1-2 ③ F9			X FF 92 0-0 ① F7		B SI 88 F SI 90 B SL 80 X SI 90 2-1 ③ G4-3		4	0	0	0	0	0	2
4 Omar Infante, R (1, 6) OBP: 0.385, SLG: 0.435	B FA 89 S SL 82 X SL 86 1-1 18 L5-3 1B			C FF 91 F SL 79 B FF 91 B SL 80 X SL 86 2-2 ① F7		B FF 91 B FF 92 C FF 91 B SL 78 X FF 92 3-1 18 G3-6-3 1B			C FF 95 C FF 96 X FF 97 0-2 ① F9	4	0	2	0	0	0	0
18 Garret Anderson, L (1, 7) OBP: 0.208, SLG: 0.261	B FF 90 X FF 91 1-0 ②③ L5-3 1-1			B SL 79 X FF 91 1-0 ② F7		X FF 92 0-0 ②③ G3-6-3 1-2f			C FF 97 B CH 86 B CH 86 X FF 96 2-1 ② F8	4	0	0	0	0	0	2
16 Brian McCann, L (1, 2) OBP: 0.326, SLG: 0.457		B CH 88 C FF 90 B CH 84 B FF 92 C FF 91 X FF 93 3-2 ① P5		B CH 83 B SL 80 B FF 92 C FF 92 B FF 93 4-1 22 2B BB			F FF 90 X SL 79 0-1 ① G3		B FF 96 B CH 87 C FF 96 F FF 96 S FC 90 2-3 ③ K	3	0	0	0	1	1	0
22 Casey Kotchman, L (1, 3) OBP: 0.317, SLG: 0.324		B FF 91 C CH 84 X CH 85 1-1 ② G3		C FF 91 B CH 85 X FF 92 1-1 1-3 2B			C CH 89 B CH 84 X SL 80 1-1 ② P4			3	0	1	0	0	0	0
7 Jeff Francoeur, R (1, 9) OBP: 0.341, SLG: 0.512		C SL 85 S SL 81 X SL 81 0-2 ③ F8		X SL 79 0-0 ③ L8			F FF 93 S SL 80 B SL 87 B FF 94 X SL 83 2-2 ③ G2-3			3	0	0	0	0	0	2
14 Martín Prado, R (1, 5) OBP: 0.357, SLG: 0.385			B SL 89 C SL 76 B FF 90 B FF 93 F FF 92 F FF 93 X SL 77 3-2 ① G5-3		C FF 90 X SL 79 0-1 24 CS 1B			C FF 91 B CH 88 B SL 80 B FF 92 B FF 91 4-1 BB		2	0	1	0	1	0	0
24 Jordan Schafer, L (1, 8) OBP: 0.295, SLG: 0.425			S FF 92 F FF 93 B FF 93 C CH 85 1-3 ② K		B CH 88 B CH 84 C FF 92 S FF 93 D SL 82 F FF 94 S FF 92 3-3 ①② K 1-2			X SI 89 0-0 ① F8		3	0	0	0	0	2	2
37 Jo-Jo Reyes, L (1, 1) 38 Buddy Carlyle, L (6, 1) 20 Greg Norton, S (8, PH) 40 James Parr, R (8, 1)			B FF 92 B FF 92 B FF 92 C FF 90 B FF 90 4-1 BB		B FF 91 F FF 90 B FF 91 S FF 91 S FF 92 2-3 ③ K			B SI 89 X SI 90 1-0 ② F8		1 0 1 0	0 0 0 0	0 0 0 0	0 0 0 0	1 0 0 0	1 0 0 0	0 0 1 0
Inning Stats	R: 0 E: 0 K: 0 S: 6 H: 1 LOB: 0 BB: 0 P: 10	R: 0 E: 0 K: 0 S: 8 H: 0 LOB: 0 BB: 0 P: 12	R: 0 E: 0 K: 1 S: 11 H: 0 LOB: 1 BB: 1 P: 20	R: 0 E: 0 K: 0 S: 8 H: 1 LOB: 2 BB: 1 P: 16	R: 0 E: 0 K: 2 S: 9 H: 1 LOB: 0 BB: 0 P: 14	R: 0 E: 0 K: 0 S: 4 H: 1 LOB: 0 BB: 0 P: 7	R: 0 E: 0 K: 0 S: 7 H: 0 LOB: 0 BB: 0 P: 10	R: 0 E: 0 K: 0 S: 5 H: 0 LOB: 1 BB: 1 P: 12	R: 0 E: 0 K: 1 S: 8 H: 0 LOB: 0 BB: 0 P: 12	1B: 3 2B: 3 3B: 0 HR: 0 SF: 0 SAC: 0 DP: 3 HBP: 0						

PITCHER		IP	WLS	BF	H	R	ER	SO	BB	IBB	HBP	BLK	WP	HR	S	P	ERA	WHIP
45 Ian Snell, R ERA: 4.24	(1, 1)	7.0	W	25	4	0	0	3	3	0	0	0	0	0	54	94	0.00	1.000
17 Sean Burnett, L ERA: 5.79	(8, 1)	1.0		3	0	0	0	0	0	0	0	0	0	0	4	7	0.00	0.000
43 Jesse Chavez, R ERA: 1.8	(9, 1)	1.0		3	0	0	0	1	0	0	0	0	0	0	8	12	0.00	0.000

PITCHER	IP	WLS	BF	H	R	ER	SO	BB	IBB	HBP	BLK	WP	HR	S	P	ERA	WHIP

TOP

Atlanta Braves @ Pittsburgh Pirates

PNC Park, Pittsburgh, PA

Sat Apr 18 2009, 12:35 PM EDT

Att. 20,755 - Sunny - 68 F

livebaseballscorecards.com

AB	28
R	0
H	4
RBI	0
BB	3
SO	4
LOB	9

WP: 0	PA: 31
PB: 0	
SB: 0	
CS: 1	

Atlanta Braves @ Pittsburgh Pirates

PNC Park, Pittsburgh, PA

Sat Apr 18 2009, 12:35 PM EDT

Att. 20,755 - Sunny - 68 F

livebaseballscorecards.com

BOTTOM

Batter	1	2	3	4	5	6	7	8	9	AB	R	H	RBI	BB	SO	LOB
3 Nyjer Morgan, L (1, 7) OBP: 0.373, SLG: 0.458	C SI 88 B SI 88 F SI 89 F SL 84 B SL 83 X SI 90 2-2 ① G5-3		X SI 90 0-0 ② B3			B SL 83 S SI 88 F SI 88 X SL 82 1-2 ① G4-3	B FF 90 B SI 89 C SI 88 C SI 90 F SI 91 S SI 90 2-3 ① K	B FC 90 F FF 90 B FF 92 S CH 81 B FF 93 B FF 90 4-2 12 1B BB		4	0	0	0	1	1	0
12 Freddy Sanchez, R (1, 4) OBP: 0.347, SLG: 0.604	B SI 90 C SI 89 B CH 83 C CH 82 X SI 90 2-2 ② G5-3		C SI 90 C CU 74 B CH 83 X CH 83 1-2 ③ G1-3			B SI 89 X SI 89 1-0 13 1B 3B	B FF 90 C FF 90 B FF 88 F FF 90 B FF 91 F FF 89 F FF 90 X FF 90 3-2 ② F9	C FF 90 B FF 91 F SL 81 F SL 82 B SL 79 F FC 91 F FC 92 X CH 81 2-2 1-2 2-H 1B		5	1	2	1	0	0	0
13 Nate McLouth, L (1, 8) OBP: 0.388, SLG: 0.488	B SI 90 C SI 90 X SI 90 1-1 ③ G6-3			B SL 81 F SI 88 B SI 89 S CH 82 B SI 90 X SI 90 3-2 ① G4-3		B CH 82 X SL 83 1-0 41 S 18 HR 3-H 1B	C SI 90 B CH 81 F SL 86 F CH 81 F FF 93 F CH 81 X FF 92 1-2 41 WP 41 2B 1B	C FF 91 S FF 92 X CH 81 0-2 ① F8		5	2	2	1	0	0	2
41 Ryan Doumit, S (1, 2) OBP: 0.289, SLG: 0.500		F SI 89 B SI 90 C CH 82 X SI 90 1-2 15 2B 2B		X SI 90 0-0 2B		B CH 82 B CH 81 I IN 80 I IN 82 4-0 1-2 18 HR IBB	1 SAFE B CH 80 B SL 87 B SI 90 C FF 88 X SL 86 3-1 1-H 18 HR 2B	B FF 88 X CH 82 1-0 ② F9		4	3	3	1	1	0	2
25 Adam LaRoche, L (1, 3) OBP: 0.295, SLG: 0.537		C SI 90 C SI 90 B SL 83 S SL 83 1-3 ① K		S FF 90 B FF 90 B SL 83 B CH 82 S SL 83 B SI 90 4-2 18 G5-4-3 BB		C SI 90 F FF 90 B FF 92 B CH 84 F SI 91 S CU 76 2-3 ② K	B SI 90 B SI 89 I IN 80 I IN 77 4-0 18 HR IBB	S FF 91 X CH 82 0-1 ③ G5-3		3	1	0	0	2	2	5
18 Craig Monroe, R (1, 9) OBP: 0.250, SLG: 0.750		X SI 89 0-0 ② F8		B CH 82 D CH 82 S SI 90 S CH 82 X SI 91 2-2 ② ③ G5-4-3 1-2f		X CH 83 0-0 1-H 2-H HR	B SL 86 X SL 85 1-0 1-H 2-H HR			4	2	2	6	0	0	3
15 Andy LaRoche, R (1, 5) OBP: 0.250, SLG: 0.269		C SI 89 B SI 89 B CU 75 B CH 83 X SI 89 3-1 2-H 2B			B SI 88 B SI 88 C SI 89 X SI 89 2-1 ① G6-3	X SI 90 0-0 2B	C FF 90 C FF 91 F SL 86 X FF 91 0-2 1B			4	0	3	1	0	0	0
5 Ramón Vázquez, L (1, 6) OBP: 0.333, SLG: 0.143		C SI 89 B FF 90 S SL 84 F SL 84 C SI 90 1-3 ③ K			C SI 89 B FF 89 X SL 84 1-1 ② G3	I IN 82 I IN 83 I IN 83 I IN 84 4-0 IBB	X FF 90 0-0 ③ P5			3	0	0	0	1	1	2
45 Ian Snell, R (1, 1) 17 Sean Burnett, L (8, 1) 16 Eric Hinske, L (8, PH) OBP: 0.357, SLG: 0.538 43 Jesse Chavez, R (9, 1)			C SI 89 B SI 89 B SI 88 F SI 88 C SI 89 2-3 ① K		F SI 89 X SI 90 0-1 ③ G5-3	X SL 84 0-0 ③ G4-3		X FF 90 0-0 12 1B 2B		3 0 1 0	0 0 1 0	0 0 1 0	0 0 0 0	1 0 0 0	0 0 0 0	2 0 0 0
Inning Stats	R: 0 E: 0 K: 0 S: 9 H: 0 LOB: 0 BB: 0 P: 14	R: 1 E: 0 K: 2 S: 13 H: 2 LOB: 1 BB: 0 P: 19	R: 0 E: 0 K: 1 S: 7 H: 0 LOB: 0 BB: 0 P: 10	R: 0 E: 0 K: 0 S: 9 H: 1 LOB: 1 BB: 1 P: 18	R: 0 E: 0 K: 0 S: 6 H: 0 LOB: 0 BB: 0 P: 9	R: 4 E: 0 K: 1 S: 12 H: 4 LOB: 2 BB: 2 P: 25	R: 4 E: 0 K: 1 S: 23 H: 4 LOB: 1 BB: 1 P: 37	R: 1 E: 0 K: 0 S: 15 H: 2 LOB: 2 BB: 1 P: 22									

	AB	R	H	RBI	BB	SO	LOB
3 Nyjer Morgan, L	4	0	0	0	1	1	0
12 Freddy Sanchez, R	5	1	2	1	0	0	0
13 Nate McLouth, L	5	2	2	1	0	0	2
41 Ryan Doumit, S	4	3	3	1	1	0	2
25 Adam LaRoche, L	3	1	0	0	2	2	5
18 Craig Monroe, R	4	2	2	6	0	0	3
15 Andy LaRoche, R	4	0	3	1	0	0	0
5 Ramón Vázquez, L	3	0	0	0	1	1	2
45 Ian Snell, R	3	0	0	0	0	1	2
17 Sean Burnett, L	0	0	0	0	0	0	0
16 Eric Hinske, L	1	1	1	0	0	0	0
43 Jesse Chavez, R	0	0	0	0	0	0	0

AB	36
R	10
H	13
RBI	10
BB	5
SO	5
LOB	16

1B: 4	SF: 0
2B: 6	SAC: 0
3B: 1	DP: 1
HR: 2	HBP: 0

WP: 1	PA: 41
PB: 0	
SB: 1	
CS: 0	

PITCHER		IP	WLS	BF	H	R	ER	SO	BB	IBB	HBP	BLK	WP	HR	S	P	ERA	WHIP
37 Jo-Jo Reyes, L ERA: 7.94	(1, 1)	5.2	L	26	7	5	5	4	1	2	0	0	0	1	55	94	7.94	1.412
38 Buddy Carlyle, R ERA: 9.53	(6, 1)	1.1		9	4	4	4	1	0	1	0	0	1	1	24	38	27.00	3.000
40 James Parr, R ERA: 9.0	(8, 1)	1.0		6	2	1	1	0	1	0	0	0	0	0	15	22	9.00	3.000

PITCHER	IP	WLS	BF	H	R	ER	SO	BB	IBB	HBP	BLK	WP	HR	S	P	ERA	WHIP

Atlanta Braves @ Pittsburgh Pirates

PNC Park, Pittsburgh, PA

Sun Apr 19 2009, 1:35 PM EDT

Att. 14,776 - Cloudy - 68 F

TOP

livebaseballscorecards.com

Batter	1	2	3	4	5	6	7	8	9	AB	R	H	RBI	BB	SO	LOB
4 Omar Infante, R (1, 6) OBP: 0.344, SLG: 0.414	L8	B2		P3		F9		10 WP 23 SF7 2B	FC5-4 1-2f	6	1	1	0	0	0	7
14 Martín Prado, R (1, 4) OBP: 0.421, SLG: 0.647	10 FC6-4-5 2B	G6-4-3 1-2f		2-H 3-H HR			F9	10 WP BB		4	1	2	3	1	0	2
10 Chipper Jones, S (1, 5) OBP: 0.419, SLG: 0.519	FC6-4-5 18 2B 7 1B 2-3		22 1B 1B	F8			23 E 7 2B HBP	1-2 2-3 BB		3	2	1	0	1	0	1
18 Garret Anderson, L (1, 7) OBP: 0.231, SLG: 0.320 23 Matt Diaz, R (4, 7) OBP: 0.345, SLG: 0.435	7 1B 1-3 2B		F9		7 G1-4-3 1B		L6 1-2	SF7 3-H		2 2	1 0	1 1	0 1	0 0	0 0	1 1
7 Jeff Francoeur, R (1, 9) OBP: 0.347, SLG: 0.521	22 1B 2-H 3-H 1B		F8	G1-4-3 1-2f			8 HR 2-H 2B	F7		5	2	2	3	0	0	4
22 Casey Kotchman, L (1, 3) OBP: 0.348, SLG: 0.341	2-H 1B		1-3 1B	P4			8 HR BB		G3-1	4	1	2	1	1	0	0
8 David Ross, R (1, 2) OBP: 0.556, SLG: 1.000	K			24 1B 14 HR 2B		K	1-H 2-H HR		2 BB BB	4	2	2	3	1	2	1
24 Jordan Schafer, L (1, 8) OBP: 0.327, SLG: 0.444		33 SH 1B		33 SH3 14 HR 2-3 1B		33 SH1-4 1B	K		F7	5	1	3	0	0	1	1
33 Javier Vazquez, R (1, 1) 58 Peter Moylan, R (7, 1) 20 Greg Norton, S (8, PH) 30 Jeff Bennett, R (8, 1) 2 Kelly Johnson, L (9, PH) OBP: 0.340, SLG: 0.561 40 James Parr, R (9, 1)		SH 14 G6-4-3 1-2		SH3 1-2		SH1-4 1-2		G5-3	4 FC5-4 1-2 BB	0 0 1 0 0 0	0 0 0 0 0 0	0 0 0 0 1 0	0 0 0 0 0 0	0 0 0 0 0 0	0 0 0 0 0 0	0 0 0 0 0 0

	AB	36
	R	11
	H	15
	RBI	11
	BB	5
	SO	3
	LOB	18

Inning Stats	1	2	3	4	5	6	7	8	9	1B: 8	SF: 1	WP: 1	PA: 46
	R: 3 E: 0 K: 1 S: 17	H: 4 LOB: 1 BB: 0 P: 29	R: 0 E: 0 K: 0 S: 7	H: 1 LOB: 1 BB: 0 P: 10	R: 0 E: 0 K: 0 S: 10	H: 2 LOB: 2 BB: 0 P: 14	R: 3 E: 0 K: 0 S: 11	H: 3 LOB: 0 BB: 0 P: 14	R: 0 E: 0 K: 0 S: 3	H: 1 LOB: 0 BB: 0 P: 4	R: 0 E: 0 K: 1 S: 8	H: 1 LOB: 1 BB: 0 P: 12	R: 4 E: 1 K: 1 S: 14	H: 2 LOB: 0 BB: 1 P: 23	R: 1 E: 0 K: 0 S: 10	H: 1 LOB: 2 BB: 2 P: 24	R: 0 E: 0 K: 0 S: 6	H: 0 LOB: 2 BB: 2 P: 16	2B: 5 3B: 0 HR: 2	SAC: 3 DP: 2 HBP: 1	PB: 0 SB: 0 CS: 0	

PITCHER		IP	WLS	BF	H	R	ER	SO	BB	IBB	HBP	BLK	WP	HR	S	P	ERA	WHIP
57 Zach Duke, L ERA: 2.95	(1, 1)	6.0	L	28	12	6	6	2	0	0	0	0	0	1	56	83	9.00	2.000
38 Craig Hansen, R ERA: 5.68	(7, 1)	1.0		7	2	4	4	1	1	0	1	0	0	1	14	23	36.00	3.000
56 Donnie Veal, L ERA: 6.0	(8, 1)	2.0		11	1	1	1	0	4	0	0	0	1	0	16	40	4.50	2.500

PITCHER	IP	WLS	BF	H	R	ER	SO	BB	IBB	HBP	BLK	WP	HR	S	P	ERA	WHIP

Atlanta Braves @ Pittsburgh Pirates

PNC Park, Pittsburgh, PA

Sun Apr 19 2009, 1:35 PM EDT

Att. 14,776 - Cloudy - 68 F

BOTTOM

Batter	1	2	3	4	5	6	7	8	9	AB	R	H	RBI	BB	SO	LOB
3 Nyjer Morgan, L (1, 7) (8, 8) OBP: 0.375, SLG: 0.453	B FF 89 C FF 89 F FF 90 B FF 92 X FF 91 2-2 13 BB 1B		C FF 89 X FF 85 0-1 ② P6			C SL 82 B FF 84 F FF 91 X SL 84 1-2 12 1B 1B		C SI 93 X SI 95 0-1 E1	B FF 89 C FF 89 B FF 91 S CH 80 B CH 80 F CH 80 X FF 89 3-2 ③ F7	5	0	2	0	0	0	3
12 Freddy Sanchez, R (1, 4) OBP: 0.358, SLG: 0.615	D SI 90 1 SAFE F FF 90 F FF 91 F CH 82 S SL 85 1-3 ① K		F FF 90 C SL 81 X SL 83 0-2 2B			C SL 79 1 SAFE B FF 89 X FF 90 1-1 1-2 1B		C FF 94 X SI 94 0-1 ② P6		4	0	2	0	0	1	2
13 Nate McLouth, L (1, 8) OBP: 0.385, SLG: 0.465 24 Delwyn Young, S (8, 7)	1 SAFE B FF 89 B FF 92 B CH 83 B FF 90 4-0 1-2 BB		B CU 75 B CU 75 C SL 85 S SL 85 B CH 79 F SL 85 F FF 92 S CU 74 3-3 ③ K			B FF 92 F FF 91 X SL 86 1-1 ① L3		C SI 94 F SI 94 B SI 94 F SI 94 S FF 94 1-3 ③ K		2	0	0	0	1	1	3
										1	0	0	0	0	1	1
41 Ryan Doumit, S (1, 2) OBP: 0.271, SLG: 0.467 35 Jason Jaramillo, S (8, 2) OBP: 0.250, SLG: 0.250	C SL 87 C CU 71 S SL 85 0-3 ② K			C CH 83 B CU 74 B SL 84 X FF 84 2-1 ① G4-3		B CU 77 S SL 85 B FF 92 X CH 82 2-1 ② F8			X FF 88 0-0 ① F8	3	0	0	0	0	1	4
										1	0	0	0	0	0	0
25 Adam LaRoche, L (1, 3) OBP: 0.277, SLG: 0.500 16 Eric Hinske, L (9, 3) OBP: 0.333, SLG: 0.500	B FF 92 B FF 92 C SL 86 C CH 82 B CU 70 X CH 79 3-2 ③ G5-3			C FF 92 C FF 93 B SL 85 B SL 83 F CH 83 S FF 93 2-3 ② K		C CU 77 C CU 72 F FF 92 C FF 93 0-3 ③ K			X 0-0 ② G4-3	3	0	0	0	0	2	4
										1	0	0	0	0	0	0
44 Brandon Moss, L (1, 9) OBP: 0.306, SLG: 0.382		C FF 90 F FF 88 F CH 76 X SL 86 0-2 ① G3		C FF 92 C FF 92 F SL 84 F FF 93 F SL 85 B CH 80 S CU 69 1-3 ③ K			C SI 88 B CH 77 X SI 88 1-1 ① G6-3		C FC 88 X CH 81 0-1 18 BB 15 1B 5 HBP 1B	4	1	1	0	0	1	0
15 Andy LaRoche, R (1, 5) OBP: 0.250, SLG: 0.267		C FF 91 F FF 92 F SL 87 S FF 92 0-3 ② K			C FF 90 C FF 91 B FF 85 F CU 72 X SL 79 1-2 ① G6-3		C S SI 89 S SI 90 0-3 ② K		B FF 88 X FF 91 1-0 5 HBP 18 BB 1-2 1B	4	0	1	0	0	2	0
2 Jack Wilson, R (1, 6) OBP: 0.371, SLG: 0.375 56 Donnie Veal, L (8, 1) 18 Craig Monroe, R (9, PH) OBP: 0.308, SLG: 0.750		F FF 92 B FF 92 X SL 84 1-1 ③ 1B			C FF 91 B SI 92 X FF 92 1-1 ② F9		X SI 90 0-0 ③ F8		B FF 90 B FF 91 C FF 91 B FC 91 B FC 90 4-1 5 HBP 1-2 2-3 BB	3	0	1	0	0	0	0
										0	0	0	0	0	0	0
										0	0	0	0	1	0	0
57 Zach Duke, L (1, 1) OBP: 0.429, SLG: 0.667 38 Craig Hansen, R (7, 1) 5 Ramón Vázquez, L (8, 6) OBP: 0.345, SLG: 0.136			B FF 89 C FF 89 C FF 91 S CH 77 1-3 ① K		C FF 92 S CH 81 F FF 92 X CU 70 0-2 ③ G3			C SI 92 C CH 88 B SI 93 B SI 92 F SI 93 F FF 93 B FF 93 F SI 93 X SI 93 3-2 ① F8	C FF 91 B CH 80 C CH 81 H FF 90 2-2 1-2 2-3 3-H HBP	2	0	0	0	0	1	0
										0	0	0	0	0	0	0
										1	0	0	1	0	0	0
Inning Stats	R: 0 E: 0 K: 2 S: 13 H: 1 LOB: 2 BB: 1 P: 23	R: 0 E: 0 K: 1 S: 10 H: 1 LOB: 1 BB: 0 P: 11	R: 0 E: 0 K: 2 S: 13 H: 1 LOB: 1 BB: 0 P: 17	R: 0 E: 0 K: 2 S: 12 H: 0 LOB: 0 BB: 0 P: 17	R: 0 E: 0 K: 0 S: 10 H: 0 LOB: 0 BB: 0 P: 12	R: 0 E: 0 K: 1 S: 13 H: 2 LOB: 2 BB: 0 P: 18	R: 0 E: 0 K: 1 S: 6 H: 0 LOB: 0 BB: 0 P: 7	R: 0 E: 1 K: 1 S: 14 H: 0 LOB: 1 BB: 0 P: 18	R: 1 E: 0 K: 0 S: 12 H: 2 LOB: 3 BB: 1 P: 22	1B: 6 2B: 1 3B: 0 HR: 0 SF: 0 SAC: 0 DP: 0 HBP: 1						

livebaseballscorecards.com

AB	34
R	1
H	7
RBI	1
BB	2
SO	10
LOB	17

WP: 0 PB: 0 SB: 0 CS: 0 PA: 37

PITCHER		IP	WLS	BF	H	R	ER	SO	BB	IBB	HBP	BLK	WP	HR	S	P	ERA	WHIP
33 Javier Vazquez, R ERA: 3.0	(1, 1)	6.0	W	23	5	0	0	8	1	0	0	0	0	0	71	98	0.00	1.000
58 Peter Moylan, R ERA: 13.5	(7, 1)	1.0		3	0	0	0	1	0	0	0	0	0	0	6	7	0.00	0.000
30 Jeff Bennett, R ERA: 1.29	(8, 1)	1.0		4	0	0	0	1	0	0	0	0	0	0	14	18	0.00	0.000
40 James Parr, R ERA: 9.0	(9, 1)	1.0		7	2	1	1	0	1	0	1	0	0	0	12	22	9.00	3.000

PITCHER	IP	WLS	BF	H	R	ER	SO	BB	IBB	HBP	BLK	WP	HR	S	P	ERA	WHIP

Batter	1	2	3	4	5	6	7	8	9	AB	R	H	RBI	BB	SO	LOB
2 Kelly Johnson, L (1, 4) OBP: 0.333, SLG: 0.533	C FF 95 X FF 88 0-1 ① F7		B CU 78 C FF 92 F CH 86 X FF 92 1-2 19 G6-3 1-2 1B		C FF 93 B CH 87 B CH 87 B FF 93 X FF 94 3-1 ③ P6			X FF 86 0-0 ② B1-3		4	0	1	0	0	0	0
19 Yunel Escobar, R (1, 6) OBP: 0.357, SLG: 0.462	F FF 95 F FF 95 X SL 89 0-2 ② G4-3		B SL 85 F FF 94 X FF 94 1-1 ②③ G6-3 1-2f			X FF 92 0-0 ① G4-3		F FF 88 X SL 79 0-1 ③ G5-3		4	0	0	0	0	0	2
10 Chipper Jones, S (1, 5) OBP: 0.400, SLG: 0.548	C FF 95 X FF 95 0-1 ③ P6			B CH 86 F CH 86 S CU 79 X FF 95 1-2 23 HR 3B		F FF 92 B CU 79 F CH 87 S CU 79 1-3 ② K			B FF 93 F FF 94 X FF 94 1-1 ① G6-3	4	1	1	0	0	1	0
22 Casey Kotchman, L (1, 3) OBP: 0.360, SLG: 0.364		B FF 93 X FF 94 1-0 7 K 2B		F FF 93 D CU 79 B FF 94 X SL 86 2-1 ① P6		C SL 84 B CU 79 X FF 92 1-1 ③ G4-3			B FF 93 B FF 93 B FF 93 B FF 93 4-0 BB	3	0	1	0	1	0	1
7 Jeff Francoeur, R (1, 9) OBP: 0.321, SLG: 0.481		F SL 85 S FF 95 D CU 79 D CU 80 F FF 94 S SL 88 2-3 ①② K 2-3		S SL 88 F SL 87 B FF 94 X FF 94 1-2 ② G4-3			C SI 92 X CU 80 0-1 ① G6-3		B SL 85 S FF 95 B SL 86 X FF 94 2-1 ② F9	4	0	0	0	0	1	3
23 Matt Diaz, R (1, 7) OBP: 0.364, SLG: 0.593		B FF 95 C SL 86 X FF 94 1-1 2B		S SL 87 C FF 93 X FF 93 0-2 3-H HR			X SI 92 0-0 ② F7		C FF 94 B FF 94 S SL 85 S SL 84 1-3 ③ K	4	1	2	2	0	1	1
24 Jordan Schafer, L (1, 8) OBP: 0.327, SLG: 0.426		B FF 94 F CU 80 F FF 94 X SL 86 1-2 ③ L9		B FF 95 S FF 93 F CU 80 S CU 80 1-3 ③ K2-3			B SI 93 B SI 87 B CH 86 B SI 92 4-0 BB			2	0	0	0	1	1	1
8 David Ross, R (1, 2) OBP: 0.583, SLG: 0.889			X FF 92 0-0 32 FC3-6 1B		S SL 86 B FF 92 B CU 80 B SL 86 S FF 93 F FF 93 B FF 92 4-2 32 B3-4-7-6 BB		X SI 92 0-0 ③ F8			2	0	1	0	1	0	1
32 Derek Lowe, R (1, 1) 34 Eric O'Flaherty, L (7, 1) 20 Greg Norton, S (8, PH) 14 Martín Prado, R (8, PH) OBP: 0.400, SLG: 0.611 Rafael Soriano, R (8, 1)			C FF 91 X FF 94 0-1 ① FC3-6 2 1B 1-2f		X FF 92 0-0 ①② B3-4-7-6 1-2f			C SI 84 F SI 83 B SL 70 X SI 83 1-2 ① P4		2 0 0 1 0	0 0 0 0 0	0 0 0 0 0	0 0 0 0 0	0 0 0 0 0	0 0 0 0 0	2 0 0 0 0
Inning Stats	R: 0 E: 0 K: 0 S: 7 H: 0 LOB: 0 BB: 0 P: 7	R: 0 E: 0 K: 1 S: 10 H: 2 LOB: 1 BB: 0 P: 15	R: 0 E: 0 K: 0 S: 8 H: 2 LOB: 1 BB: 0 P: 10	R: 2 E: 0 K: 1 S: 14 H: 2 LOB: 0 BB: 0 P: 19	R: 0 E: 0 K: 0 S: 6 H: 0 LOB: 0 BB: 1 P: 13	R: 0 E: 0 K: 1 S: 6 H: 0 LOB: 0 BB: 0 P: 8	R: 0 E: 0 K: 0 S: 4 H: 0 LOB: 1 BB: 1 P: 8	R: 0 E: 0 K: 0 S: 6 H: 0 LOB: 0 BB: 0 P: 7	R: 0 E: 0 K: 1 S: 7 H: 0 LOB: 1 BB: 1 P: 15	1B: 2 2B: 2 3B: 1 HR: 1 SF: 0 SAC: 0 DP: 2 HBP: 0						

PITCHER		IP	WLS	BF	H	R	ER	SO	BB	IBB	HBP	BLK	WP	HR	S	P	ERA	WHIP
27 Jordan Zimmermann, R ERA: 3.0	(1, 1)	6.0	W	22	6	2	2	3	1	0	0	0	0	1	51	72	3.00	1.167
32 Kip Wells, R ERA:	(7, 1)	1.0	H	4	0	0	0	0	1	0	0	0	0	0	4	8	0.00	1.000
97 Joe Beimel, L ERA: 1.23	(8, 1)	0.2	H	2	0	0	0	0	0	0	0	0	0	0	4	5	0.00	0.000
49 Garrett Mock, R ERA:	(8, 1)	0.1	H	1	0	0	0	0	0	0	0	0	0	0	2	2	0.00	0.000
38 Joel Hanrahan, R ERA: 7.5	(9, 1)	1.0	S	4	0	0	0	1	1	0	0	0	0	0	7	15	0.00	1.000

PITCHER	IP	WLS	BF	H	R	ER	SO	BB	IBB	HBP	BLK	WP	HR	S	P	ERA	WHIP

TOP

Atlanta Braves @ Washington Nationals

Nationals Park, Washington, DC

Mon Apr 20 2009, 7:05 PM EDT

Att. 12,464 - Overcast - 58 F

livebaseballscorecards.com

AB	30
R	2
H	6
RBI	2
BB	3
SO	4
LOB	11

WP: 0	PA: 33								
PB: 0									
SB: 0									
CS: 0									

Batter	1	2	3	4	5	6	7	8	9	AB	R	H	RBI	BB	SO	LOB
6 Anderson Hernandez, S (1, 4) OBP: 0.321, SLG: 0.208	C SI 86 C CH 83 X SL 82 0-2 G6-3 ①		B SI 88 X SI 88 1-0 L6 ③		B SL 81 F SL 81 C CH 84 B SI 88 B SI 88 F SL 82 B SL 82 4-2 24 1B BB		C FF 87 B CH 81 X CH 81 1-1 G4-3 ①			3	0	0	0	1	0	1
24 Nick Johnson, L (1, 3) OBP: 0.458, SLG: 0.429	C SI 88 X SL 81 0-1 L5 ②			C CH 83 B CH 83 B CH 83 B CH 83 F SI 88 B SI 88 4-2 44 F7 34 1B 11 1B BB	B SI 88 X SI 87 1-0 11 G6-4-3 1-2 1B		B SI 89 C FF 89 C SI 89 B SL 84 B CH 80 S SL 82 3-3 K ②			3	1	1	0	1	1	0
11 Ryan Zimmerman, R (1, 5) OBP: 0.310, SLG: 0.455	C SI 89 B SI 89 B SI 89 F SL 81 B SI 90 C SI 90 3-3 K ③			S SI 88 1 SAFE B SI 88 X SL 82 1-1 34 1B 44 F7 3 SF7 1-2 1B	B SL 82 B SI 89 C SI 88 X SI 88 2-1 G6-4-3 ②③ 1-2f		F SL 82 B FF 89 S SI 89 B FF 90 F CH 81 F SL 84 F FF 90 F SL 84 F FF 90 2-2 X CH 82 G5-3 ③			4	1	1	0	0	1	2
44 Adam Dunn, L (1, 9) OBP: 0.527, SLG: 0.632 30 Justin Maxwell, R (8, PR) (9, 9)		B SI 87 B SI 87 F SI 87 B SI 88 F SI 87 X SI 88 3-2 G3-1 ①		B CH 84 B SI 88 C SI 88 B CH 84 X SI 89 3-1 F7 ① 1-2 2-3		B SI 86 X SI 87 1-0 L7 ①		B SI 91 X SI 92 1-0 16 S 2B		4 0	0 0	1 0	0 0	0 0	0 0	2 0
34 Elijah Dukes, R (1, 8) OBP: 0.405, SLG: 0.579		F SL 82 S SL 82 B SL 83 B SI 88 F SL 80 C SI 89 2-3 K ②		B SI 88 B CH 84 X SI 89 2-0 3 SF7 16 S 2-3 3-H 1B		B CH 83 B CH 83 C SI 87 S SL 81 X SI 88 3-2 16 1B 3 1B 1B			F FF 92 B SI 92 S SL 81 F SL 81 B SI 93 F SL 79 B FF 93 S FF 93 3-3 K ①	4	1	2	1	0	2	1
16 Josh Willingham, R (1, 7) OBP: 0.261, SLG: 0.263		C SI 88 B SI 88 F SL 82 B SI 89 F SI 89 F SI 89 B SI 90 X SL 83 3-2 G6-3 ③		B SI 89 B SL 83 B SI 89 I IN 82 4-0 1-2 IBB		1 SAFE C SI 88 B SI 88 X SI 88 1-1 12 G6-3 3 1B 1-3 1B		C SL 81 H FF 93 1-1 3 BB 2-3 HBP		2	0	1	0	1	0	0
3 Jesus Flores, R (1, 2) OBP: 0.350, SLG: 0.314			F SI 88 B SI 89 X SI 88 1-1 27 SH2-4 1B	C SI 88 B SI 88 X SI 88 1-1 SF7 ② 2-3 3-H		B SI 87 F SI 87 F SL 82 B SI 88 X SI 88 2-2 12 G6-3 1-2 3-H 1B		B FF 93 B FF 94 B SL 82 B FF 93 4-0 1-2 BB		2	0	2	2	1	0	0
12 Alberto Gonzalez, R (1, 6) OBP: 0.286, SLG: 0.423			B SI 88 1 SAFE B SL 81 C SI 88 C SI 88 F SI 88 F SI 88 F SL 82 F SI 88 2-2 X SI 88 F8 ① 1-0 F9 ③	B SL 82 X SL 82		B SI 88 F SI 87 C SI 87 F SI 88 B SL 81 B SI 86 X SL 81 3-2 G6-3 ② 1-2 2-3		B SL 82 C FF 94 S FF 93 T FF 94 1-2 K ②	4	0	0	0	0	1	8
27 Jordan Zimmermann, R (1, 1) 13 Alex Cintron, S (6, PH) 32 Kip Wells, R (7, 1) 97 Joe Beimel, L (8, 1) 49 Garrett Mock, S (8, 1) 10 Ronnie Belliard, R (8, PH) OBP: 0.091, SLG: 0.091 38 Joel Hanrahan, R (9, 1)			B SI 88 1 SAFE X SI 87 1-0 SH2-4 ② 1-2		C SI 86 X SI 87 0-1 G5-3 ①	F SL 80 B SL 80 B CH 82 X SL 81 2-1 F8 ③		C FF 95 B FF 94 S FF 94 S FF 93 1-3 K ③	1 1 0 0 0 0 1 0	0 0 0 0 0 0 0 0	0 0 0 0 0 0 0 0	0 0 0 0 0 0 1 0	0 0 0 0 0 0 3 0	0 2 0 0 0 0 0 0	0 0 0 0 0 0 0 0
Inning Stats	R: 0 E: 0 K: 1 S: 8 H: 0 LOB: 0 BB: 0 P: 11	R: 0 E: 0 K: 1 S: 12 H: 0 LOB: 0 BB: 0 P: 20	R: 0 E: 0 K: 0 S: 11 H: 1 LOB: 1 BB: 0 P: 16	R: 2 E: 0 K: 0 S: 10 H: 2 LOB: 2 BB: 2 P: 26	R: 0 E: 0 K: 0 S: 8 H: 1 LOB: 1 BB: 1 P: 15	R: 1 E: 0 K: 0 S: 15 H: 3 LOB: 2 BB: 0 P: 27	R: 0 E: 0 K: 1 S: 13 H: 0 LOB: 0 BB: 0 P: 19	R: 0 E: 0 K: 3 S: 13 H: 1 LOB: 3 BB: 1 P: 24		1B: 7 2B: 1 3B: 0 HR: 0 SF: 1 SAC: 1 DP: 1 HBP: 1				WP: 0 PB: 0 SB: 2 CS: 0 PA: 36		

PITCHER	IP	WLS	BF	H	R	ER	SO	BB	IBB	HBP	BLK	WP	HR	S	P	ERA	WHIP
32 Derek Lowe, R (1, 1) ERA: 3.27	6.0	L	27	7	3	3	2	2	1	0	0	0	0	64	115	4.50	1.500
34 Eric O'Flaherty, L (7, 1) ERA: 6.23	1.0		3	0	0	0	1	0	0	0	0	0	0	13	19	0.00	0.000
Rafael Soriano, R (8, 1) ERA:	1.0		6	1	0	0	3	1	0	1	0	0	0	13	24	0.00	2.000

PITCHER	IP	WLS	BF	H	R	ER	SO	BB	IBB	HBP	BLK	WP	HR	S	P	ERA	WHIP

BOTTOM

Atlanta Braves @ Washington Nationals

Nationals Park, Washington, DC

Mon Apr 20 2009, 7:05 PM EDT

Att. 12,464 - Overcast - 58 F

livebaseballscorecards.com

AB	29
R	3
H	8
RBI	3
BB	4
SO	6
LOB	19

Batter	1	2	3	4	5	6	7	8	9	AB	R	H	RBI	BB	SO	LOB
2 Kelly Johnson, L (1, 4) OBP: 0.309, SLG: 0.490	C FF 91 B FF 91 X CH 82 1-1 ① G1-3	B CH 83 X CH 81 1-0 ③ F8			C FF 89 X CH 80 0-1 ① G4-3		D CU 75 X FF 89 1-0 ① SH1-4 1-2		B SL 84 X SL 84 1-0 ② F8	4	0	0	0	0	0	2
19 Yunel Escobar, R (1, 6) OBP: 0.340, SLG: 0.432	F FF 91 X CH 82 0-1 ② F9		B FF 88 C SI 89 X SI 90 1-1 ① G1-3		B FF 90 B SL 81 B FF 89 C FF 89 X FF 89 3-1 10 FC1-6 1B		F SI 91 B CU 74 C CU 74 S CU 74 1-3 ② K		X FF 94 0-0 ③ G4-3	5	0	1	0	0	1	3
10 Chipper Jones, S (1, 5) OBP: 0.436, SLG: 0.559	C FF 91 B CU 78 B FF 91 S CH 84 B SL 80 F FF 92 B SI 92 4-2 16 BB 22 2B BB		F FF 90 B FF 90 B SL 82 X FF 91 2-1 16 G1-6-3 1B		X CH 80 0-0 ② FC1-6 16 BB 1-2f		S CU 74 D CU 74 1-1 ③ 2-5 2-3	B SI 90 X SI 90 1-0 7 FC5-4 1B		3	1	2	0	1	0	1
16 Brian McCann, L (1, 2) OBP: 0.340, SLG: 0.432	B SI 90 C FF 88 B FF 92 D SL 81 B FF 89 4-1 22 2B 7 1B 1-2 BB		B SL 82 B FF 88 C CH 81 C FF 89 B CH 80 X FF 87 3-2 ② ③ G1-6-3 1-2f		B FF 90 D SI 86 B FF 89 B FF 89 4-0 ① 1-2 BB			X SI 90 0-0 ① L4		2	1	0	0	2	0	2
22 Casey Kotchman, L (1, 3) OBP: 0.370, SLG: 0.396	C SL 79 X SL 79 0-1 7 E 1-3 2-H 2B			C SI 87 B FF 87 C FF 91 X CU 75 1-2 7 G4-3 1B	C CU 76 X SI 88 0-1 ③ G4-3			B CU 74 C CU 74 X SI 91 1-1 ② F8		4	1	2	1	0	0	3
7 Jeff Francoeur, R (1, 9) OBP: 0.316, SLG: 0.464	B FF 91 F FF 90 X SL 82 1-1 E6 2-H 3-H 1B			B SL 80 X SL 80 1-0 ① G4-3 1-2		S CU 74 F CU 73 X SL 80 0-2 ① F9		C SL 80 X SL 80 0-1 ③ FC5-4 1-2f		4	0	1	1	0	0	2
23 Matt Diaz, R (1, 7) OBP: 0.351, SLG: 0.533	F FF 91 F FF 91 S SL 84 0-3 ③ K			C SL 80 X SL 80 0-1 ② G5-3		B FF 90 B CH 82 S CH 81 C SI 91 X SL 81 2-2 ② G5-3			B FF 93 B FF 92 B FF 93 B FF 93 4-0 24 2B BB	3	0	0	0	1	1	2
24 Jordan Schafer, L (1, 8) OBP: 0.357, SLG: 0.480		C FF 90 B CH 80 S CU 76 B SL 85 X FF 91 2-2 ① F9		I IN 72 I IN 71 I IN 69 I IN 65 4-0 IBB		S CH 82 B CU 75 X SI 91 1-1 ③ 2B			C FF 93 B SL 83 X SL 83 1-1 1-3 2B	3	0	2	0	1	0	0
11 Kenshin Kawakami, R (1, 1) OBP: 0.333, SLG: 0.333 30 Jeff Bennett, R (6, 1) 14 Martín Prado, R (7, PH) OBP: 0.429, SLG: 0.632 58 Peter Moylan, R (7, 1) 51 Michael Gonzalez, R (8, 1) 20 Greg Norton, S (9, PH)		C FF 91 S SL 84 X SL 84 0-2 ② G6-3		B SL 81 S SL 80 S CU 74 C SL 79 1-3 ③ K			B FF 88 B SI 88 C SI 89 F SI 88 B CU 74 X FF 88 3-2 10 2-5 2 SH1-4 1B		D SL 85 C FF 94 S SL 86 B SL 84 X SL 84 2-2 ① G1-3	2 0 1 0 0 1	0 0 0 0 0 0	0 0 1 0 0 0	0 0 0 0 0 0	1 0 0 0 0 0	2 0 0 0 0 2	2 0 0 0 0 2
Inning Stats	R: 3 H: 2 E: 1 LOB: 1 K: 1 BB: 2 S: 15 P: 25	R: 0 H: 0 E: 0 LOB: 0 K: 0 BB: 0 S: 7 P: 10	R: 0 H: 1 E: 0 LOB: 0 K: 0 BB: 0 S: 7 P: 13	R: 0 H: 1 E: 0 LOB: 2 K: 1 BB: 1 S: 9 P: 16	R: 0 H: 1 E: 0 LOB: 2 K: 0 BB: 1 S: 7 P: 14	R: 0 H: 1 E: 0 LOB: 1 K: 0 BB: 0 S: 8 P: 11	R: 0 H: 1 E: 0 LOB: 1 K: 1 BB: 0 S: 8 P: 14	R: 0 H: 1 E: 0 LOB: 1 K: 0 BB: 0 S: 6 P: 8	R: 0 H: 1 E: 0 LOB: 2 K: 0 BB: 1 S: 7 P: 15	1B: 6 2B: 3 3B: 0 HR: 0	SF: 0 SAC: 1 DP: 1 HBP: 0					

PITCHER		IP	WLS	BF	H	R	ER	SO	BB	IBB	HBP	BLK	WP	HR	S	P	ERA	WHIP
39 Shairon Martis, R ERA: 4.11	(1, 1)	6.0	W	26	6	3	2	2	3	1	0	0	0	0	53	89	3.00	1.500
58 Mike Hinckley, L ERA: 2.57	(7, 1)	1.2	H	7	2	0	0	1	0	0	0	0	0	0	12	20	0.00	1.200
50 Julian Tavarez, R ERA: 3.86	(8, 1)	0.1	H	1	0	0	0	0	0	0	0	0	0	0	2	2	0.00	0.000
38 Joel Hanrahan, R ERA: 6.43	(9, 1)	1.0	S	5	1	0	0	0	1	0	0	0	0	0	7	15	0.00	2.000

PITCHER	IP	WLS	BF	H	R	ER	SO	BB	IBB	HBP	BLK	WP	HR	S	P	ERA	WHIP

TOP

Atlanta Braves @ Washington Nationals

Nationals Park, Washington, DC

Tue Apr 21 2009, 7:05 PM EDT

Att. 15,431 - Cloudy - 54 F

livebaseballscorecards.com

AB	32
R	3
H	9
RBI	2
BB	5
SO	3
LOB	19

WP: 0	PA: 38
PB: 0	
SB: 0	
CS: 0	

Batter	1	2	3	4	5	6	7	8	9	AB	R	H	RBI	BB	SO	LOB
6 Anderson Hernandez, S (1, 4) OBP: 0.303, SLG: 0.207	B FF 89 C FF 89 B FF 90 X FF 89 2-1 ① F7	B FC 87 F CU 70 B FF 91 C FF 91 X CU 71 2-2 ③ G1-3			S FF 88 B FF 89 X FO 83 1-1 ① L8	1 SAFE B SI 92 F SI 92 1 SAFE X SI 94 1-1 1-2 1B		B FF 93 B SL 81 F FF 93 F FF 93 S SL 85 2-3 ③ K		5	0	1	0	0	1	3
24 Nick Johnson, L (1, 3) OBP: 0.442, SLG: 0.413	B FF 90 C FF 91 C FF 91 B FO 84 F CU 68 X FF 90 2-2 ② G3		B FF 90 B FF 90 X FF 90 2-0 ① L8		X FF 89 0-0 11 G6-4-3 1B	B SI 93 B SL 87 B SI 92 C FF 93 C SI 93 F SI 93 C SI 93 3-3 ③ K				4	0	1	0	0	1	2
11 Ryan Zimmerman, R (1, 5) OBP: 0.306, SLG: 0.458	C FF 90 C FF 91 X FF 90 0-2 2B		C CU 68 C FF 88 X CU 69 0-2 ② F8		X FO 84 0-0 ② ③ G6-4-3 1-2f		B SL 76 B SI 88 C SI 88 X SI 89 2-1 ① L8			4	0	1	0	0	0	1
44 Adam Dunn, L (1, 7) OBP: 0.508, SLG: 0.667 30 Justin Maxwell, R (9, 7)	B FF 91 C SI 91 F FF 91 D CU 72 X CU 71 2-2 ③ G4-3		C FF 86 B FO 85 F FO 86 F FC 87 B FF 91 X CU 67 2-2 ③ F7			F SI 89 X SI 90 0-1 HR	B SI 88 C SI 88 B SI 89 X SI 89 2-1 ② G1-3			4 0	1 0	1 0	1 0	0 0	0 0	1 0
34 Elijah Dukes, R (1, 8) OBP: 0.413, SLG: 0.585		S CU 67 X FF 91 0-1 25 CS 2B		B FF 89 S FC 85 X CU 67 1-1 ① G6-3		S CU 66 B FO 85 B FO 84 B FO 84 C FF 90 X FF 89 3-2 25 3B	B SI 90 C SL 75 F SI 89 B SL 78 B SL 78 B SI 90 4-2 BB			3	1	1	0	1	0	0
25 Austin Kearns, R (1, 9) OBP: 0.395, SLG: 0.529		B FF 92 F FF 91 2 SAFE S FO 86 B FO 86 B FF 92 F FF 91 F CU 69 B FF 92 4-2 ① 3 2B 2-3 BB		B FC 84 B FO 85 C FC 85 B CU 66 B FC 84 4-1 12 G5-3 3 BB		1 SAFE B FF 89 X FF 89 1-0 16 1B 1-H 3B	1 SAFE C SI 86 1 SAFE C SI 87 P PO 76 S SL 77 1-3 ③ K			2	2	1	1	2	1	1
3 Jesus Flores, R (1, 2) OBP: 0.364, SLG: 0.342		C FF 90 B FF 91 S FF 91 B FC 87 X FF 91 2-2 12 1B 1-H 2B		B SI 85 B FF 90 F FO 84 1 SAFE F FO 85 B CU 68 B FC 84 4-2 12 G5-3 1-2 BB		F SL 85 F SL 85 C FF 93 0-3 ① K		S FF 91 S SL 83 S SL 83 0-3 ① K		3	0	1	1	1	2	1
12 Alberto Gonzalez, R (1, 6) OBP: 0.313, SLG: 0.414		D CU 72 X FC 86 1-0 2-3 1B		C FF 91 F FF 90 X SI 84 0-2 ② G5-3 1-2 2-3		B SI 94 S SI 93 X SI 93 1-1 ② B2-3		B FF 92 C FF 91 F SL 83 F SL 85 B FF 92 B SL 84 B FF 92 4-2 10 E 10 S 10 FC6-2 BB		3	0	1	0	1	0	3
39 Shairon Martis, R (1, 1) OBP: 0.200, SLG: 0.200 16 Josh Willingham, R (6, PH) OBP: 0.292, SLG: 0.300 58 Mike Hinckley, R (7, 1) 50 Julian Tavarez, L (8, 1) 10 Ronnie Belliard, R (8, PH) OBP: 0.083, SLG: 0.083 38 Joel Hanrahan, R (9, 1)		L FF 92 P PO 82 L CU 72 B FF 92 L FF 90 2-3 ② K		B FF 87 C FF 91 F FF 91 S FC 84 1-3 ③ K		B FF 94 X SL 86 1-0 6 1B 3-H 1B		F SL 79 F SL 84 1 SAFE 1 SAFE B FF 94 X SL 85 1-2 ② FC6-2 1-H		2 1 0 0 0 1 0	0 0 0 0 0 0 0	0 1 0 0 0 0 0	0 1 0 0 0 0 0	2 0 0 0 0 0 0	4 0 0 0 0 1 0
Inning Stats	R: 0 E: 0 K: 0 S: 12 H: 1 LOB: 1 BB: 0 P: 18	R: 1 E: 0 K: 1 S: 17 H: 3 LOB: 2 BB: 1 P: 27	R: 0 E: 0 K: 0 S: 8 H: 0 LOB: 0 BB: 0 P: 12	R: 0 E: 0 K: 1 S: 11 H: 0 LOB: 2 BB: 2 P: 21	R: 0 E: 0 K: 0 S: 4 H: 1 LOB: 0 BB: 0 P: 5	R: 3 E: 1 K: 2 S: 18 H: 4 LOB: 2 BB: 0 P: 28	R: 0 E: 0 K: 1 S: 10 H: 0 LOB: 1 BB: 1 P: 18	R: 0 E: 0 K: 2 S: 12 H: 0 LOB: 1 BB: 1 P: 19		1B: 4 2B: 3 3B: 1 HR: 1 SF: 0 SAC: 0 DP: 1 HBP: 0				WP: 0 PB: 0 SB: 1 CS: 1 PA: 37	

PITCHER		IP	WLS	BF	H	R	ER	SO	BB	IBB	HBP	BLK	WP	HR	S	P	ERA	WHIP
11 Kenshin Kawakami, R ERA: 4.76	(1, 1)	5.0	L	24	7	4	2	2	3	0	0	0	0	1	58	93	3.60	2.000
30 Jeff Bennett, R ERA: 1.13	(6, 1)	1.0		5	2	0	0	2	0	0	0	0	0	0	12	18	0.00	2.000
58 Peter Moylan, R ERA: 10.8	(7, 1)	1.0		4	0	0	0	1	1	0	0	0	0	0	10	18	0.00	1.000
51 Michael Gonzalez, L ERA: 6.0	(8, 1)	1.0		4	0	0	0	2	1	0	0	0	0	0	12	19	0.00	1.000

PITCHER	IP	WLS	BF	H	R	ER	SO	BB	IBB	HBP	BLK	WP	HR	S	P	ERA	WHIP

BOTTOM

Atlanta Braves @ Washington Nationals

Nationals Park, Washington, DC

Tue Apr 21 2009, 7:05 PM EDT

Att. 15,431 - Cloudy - 54 F

livebaseballscorecards.com

AB	32
R	4
H	9
RBI	4
BB	5
SO	7
LOB	17

Atlanta Braves @ Washington Nationals

Nationals Park, Washington, DC

Wed Apr 22 2009, 7:05 PM EDT

Att. 15,567 - Cloudy - 54 F

livebaseballscorecards.com

TOP

Batter	1	2	3	4	5	6	7	8	9	AB	R	H	RBI	BB	SO	LOB
2 Kelly Johnson, L (1, 4) OBP: 0.317, SLG: 0.472	C FF 88 B CU 76 X SL 83 1-1 19 G4-3 1B		B FF 87 B FF 88 X FF 87 2-0 ① F8		C SL 83 B FF 87 B FF 88 S SL 82 S SL 80 2-3 ① K		F FF 89 B CU 71 F SL 79 X CU 74 1-2 ③ F8		B CU 76 B CU 73 B SI 90 C FF 87 B SI 90 4-1 1-2 2-3 3-H BB	4	0	1	1	1	1	0
19 Yunel Escobar, R (1, 6) OBP: 0.308, SLG: 0.388	B SI 87 F SI 88 B FF 88 F SI 88 X FF 86 2-2 ① G4-3 1-2		F SL 81 B CH 80 B SI 88 X CH 80 2-1 ② G4-3		B CH 82 F SL 81 X CH 82 1-1 ② G6-3			B FF 91 X SI 91 1-0 ① G5-3	S SL 82 F SI 92 S SL 81 0-3 ③ K	5	0	0	0	0	1	4
10 Chipper Jones, S (1, 5) OBP: 0.395, SLG: 0.500	C SI 89 B CH 81 S CU 73 C FF 89 1-3 ② K		X CU 71 0-0 ③ F8		B CH 81 F CH 81 B SI 89 B CH 82 X SL 81 3-1 ③ G6-3			X SI 91 0-0 ② G1-3		4	0	0	0	0	1	1
16 Brian McCann, L (1, 2) OBP: 0.333, SLG: 0.415	C SL 82 S CU 73 X FF 90 0-2 ③ G4-3			X FF 87 0-0 7 FC5-4 1B		C SL 79 X FF 86 0-1 ① F7		F SI 91 C CU 75 F CU 76 B SI 91 X CU 76 1-2 ③ G3-1		4	0	1	0	0	0	1
7 Jeff Francoeur, R (1, 9) OBP: 0.328, SLG: 0.467		B SI 88 B CH 82 X SI 88 2-0 24 F9 22 BB 1B		B FF 88 B SI 88 X CH 80 2-0 ① FC5-4 22 2B 1-2f		F CU 71 B CH 81 B CU 72 C FF 89 X CU 73 2-2 23 FC4-6 1B			X SL 79 0-0 ① F8	4	0	2	0	0	0	1
23 Matt Diaz, R (1, 7) OBP: 0.341, SLG: 0.500		X SI 88 0-0 ① L9		1 SAFE B CH 81 X SL 83 1-0 ② F9		F SI 88 C FF 89 F SI 89 B SL 79 F CU 73 X FF 88 1-2 ② FC4-6 22 S 1-2f			B FF 89 X SL 80 1-0 ① 22 FC1-6 1B	4	0	1	0	0	0	3
22 Casey Kotchman, L (1, 3) OBP: 0.379, SLG: 0.412 4 Omar Infante, R (9, PR) OBP: 0.344, SLG: 0.414 Rafael Soriano, R (9, 1)		D FF 89 B FF 86 B FF 88 B FF 88 4-0 1-2 BB		C SL 84 F FF 87 D CU 73 1 SAFE F SL 82 X FF 89 1-2 1-3 2B		1 SAFE B FF 87 C FF 88 F SL 79 S CU 73 1-3 ③ K 1-2			B SI 89 C FF 89 1 SAFE B CH 78 X FF 88 2-1 ② FC1-6 14 BB 24 BB 2 BB 1-2f	3 0 0	0 1 0	1 0 0	0 0 0	1 0 0	1 0 0	2 0 0
24 Jordan Schafer, L (1, 8) OBP: 0.367, SLG: 0.462		B SL 82 C SL 82 B FF 86 X SL 82 2-1 ② F9 2-3		I IN 69 I IN 69 I IN 68 I IN 69 4-0 IBB			X FF 87 0-0 ① L7		B FF 90 F FF 90 B CH 79 S FF 89 D CU 76 F FF 89 B FF 90 4-2 2 BB 14 BB 1-2 BB	2	0	0	0	2	0	2
49 Jair Jurrjens, R (1, 1) OBP: 0.222, SLG: 0.125 51 Michael Gonzalez, R (8, 1) 20 Greg Norton, S (9, PH) 14 Martín Prado, R (9, PH) OBP: 0.455, SLG: 0.632 (9, 3)		C SI 88 X SL 84 0-1 ③ G5-3		F CH 79 C CU 70 S CU 72 0-3 ③ K			C FF 86 M CH 80 F CU 71 F FF 87 X CH 81 0-2 ② G1-3		C CU 74 D CU 74 C CU 73 B SI 90 F SI 89 D CU 75 D CU 74 4-2 2 BB 1-2 2-3 BB	3 0 0 0	0 0 0 0	0 0 0 0	0 0 0 1	1 0 0 0	5 0 0 0	
Inning Stats	R: 0 E: 0 K: 1 S: 11 H: 1 LOB: 1 BB: 0 P: 15	R: 0 E: 0 K: 0 S: 6 H: 1 LOB: 2 BB: 1 P: 14	R: 0 E: 0 K: 0 S: 4 H: 0 LOB: 0 BB: 0 P: 8	R: 0 E: 0 K: 1 S: 10 H: 2 LOB: 3 BB: 1 P: 18	R: 0 E: 0 K: 1 S: 7 H: 0 LOB: 0 BB: 0 P: 13	R: 0 E: 0 K: 1 S: 13 H: 1 LOB: 1 BB: 0 P: 17	R: 0 E: 0 K: 0 S: 9 H: 0 LOB: 0 BB: 0 P: 10	R: 0 E: 0 K: 0 S: 6 H: 0 LOB: 0 BB: 0 P: 8	R: 1 E: 0 K: 1 S: 14 H: 1 LOB: 3 BB: 3 P: 29	1B: 5 2B: 1 3B: 0 HR: 0 SF: 0 SAC: 0 DP: 0 HBP: 0						

	AB	33
	R	1
	H	6
	RBI	1
	BB	5
	SO	5
	LOB	19

WP: 0 PA: 38
PB: 0
SB: 1
CS: 0

PITCHER		IP	WLS	BF	H	R	ER	SO	BB	IBB	HBP	BLK	WP	HR	S	P	ERA	WHIP
31 John Lannan, L ERA: 4.43	(1, 1)	7.0		28	5	0	0	4	1	1	0	0	0	0	60	95	0.00	0.857
49 Garrett Mock, R ERA: 4.5	(8, 1)	1.2	L	7	1	1	1	0	1	0	0	0	0	0	13	22	5.40	1.200
58 Mike Hinckley, L ERA: 2.57	(9, 1)	0.0		2	0	0	0	0	2	0	0	0	0	0	4	12	∞	∞
50 Julian Tavarez, R ERA: 3.68	(9, 1)	0.1		1	0	0	0	1	0	0	0	0	0	0	3	3	0.00	0.000

PITCHER		IP	WLS	BF	H	R	ER	SO	BB	IBB	HBP	BLK	WP	HR	S	P	ERA	WHIP

BOTTOM

Batter	1	2	3	4	5	6	7	8	9	AB	R	H	RBI	BB	SO	LOB
13 Alex Cintron, S (1, 6)	B FF 89 X FF 89 1-0 F9		C FF 90 X FF 91 0-1 F8		X FF 91 0-0 G4-6-3 1-2f			C FF 90 S CH 81 S CH 82 0-3 K		4	0	0	0	0	1	2
24 Nick Johnson, L (1, 3) OBP: 0.446, SLG: 0.420	F FF 90 B FF 91 X FF 91 1-1 1B		C CH 82 X CH 82 0-1 G6-3			C FF 90 X FF 91 0-1 1B		C FF 91 C FF 90 X FF 92 0-2 G3		4	0	2	0	0	0	0
11 Ryan Zimmerman, R (1, 5) OBP: 0.318, SLG: 0.468	C FF 92 F FF 91 F FF 93 B SL 81 X SL 81 1-2 P3			S SL 80 B FF 92 X FF 90 1-1 44 G1 2B		C FF 92 B CH 82 F CH 82 S SL 80 1-3 K		B SL 81 B CH 83 B SL 79 C FF 91 B SI 91 4-1 BB		3	0	1	0	1	1	2
44 Adam Dunn, L (1, 9) OBP: 0.476, SLG: 0.609	B FF 91 S CH 83 X CH 84 1-1 G3			C CH 82 B SL 79 X CH 82 1-1 G1 2-3		C SL 80 B SL 77 B CH 82 F CH 82 S FF 93 2-3 K		C FF 91 B SL 83 B SL 82 S SL 79 B FF 93 C SL 82 3-3 K		4	0	0	0	0	2	4
34 Elijah Dukes, R (1, 8) OBP: 0.380, SLG: 0.533		F FF 88 F SL 78 B SL 79 B SL 78 B FF 90 C FF 93 3-3 K		B SL 80 B FF 91 X CH 82 2-0 L6		C FF 91 X FF 91 0-1 F9			S SL 82 B FF 92 C FF 92 F SL 83 F SL 81 S FF 92 1-3 K	4	0	0	0	0	2	2
16 Josh Willingham, R (1, 7) OBP: 0.321, SLG: 0.348		C FF 92 F FF 93 B FF 95 B SL 81 F CH 84 F FF 92 B CH 84 B FF 92 4-2 10 FC3-6 BB		X FF 92 0-0 G6-3			C FF 91 B SL 81 C FF 92 F SL 79 B SL 77 F CH 83 B FF 93 F FF 92 X FF 91 3-2 10 SH5-4 2B		F FF 93 B FF 92 X SI 92 1-1 F7	3	0	1	0	1	0	1
10 Ronnie Belliard, R (1, 4) OBP: 0.133, SLG: 0.133		B SI 92 C CH 83 1 SAFE B CH 83 X FF 92 2-1 FC3-6 1-2f			B CH 83 B FF 90 C FF 91 X SI 90 2-1 31 1B 1B		X FF 90 0-0 SH5-4 2-3		F FF 93 S FF 94 S FF 93 0-3 K	3	0	1	0	0	1	1
3 Jesus Flores, R (1, 2) OBP: 0.340, SLG: 0.317		C SL 81 B FF 92 F FF 91 B CH 83 X SL 80 2-2 F8			X FF 91 0-0 F9		F FF 94 X FF 91 0-1 G5-3			3	0	0	0	0	0	3
31 John Lannan, L (1, 1) OBP: 0.167, SLG: 0.167			C FF 88 X CH 82 0-1 G4-3		X FF 91 0-0 13 G4-6-3 1-2 1B		X SL 80 0-0 P6			2	0	1	0	0	0	0
25 Austin Kearns, R (7, PH) OBP: 0.386, SLG: 0.514										1	0	0	0	0	0	1
49 Garrett Mock, S (8, 1)										0	0	0	0	0	0	0
58 Mike Hinckley, R (9, 1)										0	0	0	0	0	0	0
50 Julian Tavarez, L (9, 1)										0	0	0	0	0	0	0
Inning Stats	R: 0 E: 0 K: 0 S: 9 H: 1 LOB: 1 BB: 0 P: 13	R: 0 E: 1 K: 1 S: 12 H: 0 LOB: 1 BB: 1 P: 23	R: 0 E: 0 K: 0 S: 6 H: 0 LOB: 0 BB: 0 P: 6	R: 0 E: 0 K: 0 S: 6 H: 1 LOB: 1 BB: 0 P: 10	R: 0 E: 0 K: 0 S: 5 H: 2 LOB: 1 BB: 0 P: 7	R: 0 E: 0 K: 2 S: 10 H: 1 LOB: 1 BB: 0 P: 13	R: 0 E: 0 K: 0 S: 10 H: 1 LOB: 1 BB: 0 P: 13	R: 0 E: 0 K: 2 S: 10 H: 0 LOB: 1 BB: 1 P: 17	R: 0 E: 0 K: 2 S: 10 H: 0 LOB: 0 BB: 0 P: 12	1B: 4 2B: 2 3B: 0 HR: 0 SF: 0 SAC: 1 DP: 1 HBP: 0						

PITCHER		IP	WLS	BF	H	R	ER	SO	BB	IBB	HBP	BLK	WP	HR	S	P	ERA	WHIP
49 Jair Jurrjens, R ERA: 1.42	(1, 1)	7.2		30	6	0	0	4	2	0	0	0	0	0	65	96	0.00	1.043
51 Michael Gonzalez, L ERA: 5.68	(8, 1)	0.1	W	1	0	0	0	1	0	0	0	0	0	0	3	6	0.00	0.000
Rafael Soriano, R ERA:	(9, 1)	1.0	S	3	0	0	0	2	0	0	0	0	0	0	10	12	0.00	0.000

PITCHER	IP	WLS	BF	H	R	ER	SO	BB	IBB	HBP	BLK	WP	HR	S	P	ERA	WHIP

Atlanta Braves @ Washington Nationals

Nationals Park, Washington, DC

Wed Apr 22 2009, 7:05 PM EDT

Att. 15,567 - Cloudy - 54 F

livebaseballscorecards.com

AB	31
R	0
H	6
RBI	0
BB	2
SO	7
LOB	16

WP: 0 PA: 34
PB: 0
SB: 0
CS: 0

Atlanta Braves @ Cincinnati Reds

Great American Ball Park, Cincinnati, OH

Fri Apr 24 2009, 7:10 PM EDT

Att. 30,060 - Partly Cloudy - 83 F

TOP

livebaseballscorecards.com

Batter	1	2	3	4	5	6	7	8	9	AB	R	H	RBI	BB	SO	LOB
2 Kelly Johnson, L (1, 4) OBP: 0.323, SLG: 0.456	B FF 95 F FF 92 C KC 76 F SI 95 B CH 80 T CH 82 2-2 ① **K**		C KC 76 B CH 82 F CH 82 B KC 77 S CH 83 2-3 ② **K**	B FF 96 C FF 94 B CH 82 B FF 95 C FF 96 B FF 96 4-2 **1-2** **2-3** **3-H** **BB**		B SI 94 1 SAFE 1 SAFE X SI 94 1-0 ③ **G6-3**		X FC 90 0-0 **1B**		4	0	1	1	1	2	1
19 Yunel Escobar, R (1, 6) OBP: 0.316, SLG: 0.365	B SI 95 C KC 74 F SI 94 S CH 82 1-3 ② **K**		H FF 97 1-0 **HBP**	C CH 80 B CH 83 X CH 81 1-1 ③ **F8**			F FF 94 B FF 94 B SL 82 B FF 94 F FF 94 F FF 94 B FF 94 4-2 22 G4-3 10 G1 23 1B **BB**	1 SAFE B FF 92 1 SAFE C FF 90 1 SAFE D SL 82 F FF 90 X SL 81 2-2 ③ **F9**		3	1	0	0	1	1	4
10 Chipper Jones, S (1, 5) OBP: 0.354, SLG: 0.442	X SI 94 0-0 ③ **G6-3**		F SI 96 1 SAFE F SI 95 1 SAFE X KC 81 0-2 ③ **G4-3**		B KC 74 X CH 79 1-0 ① **G6-3**		C FF 94 X SI 94 0-1 ① **1-2** **G1**		C FF 92 S FF 93 B FF 92 B FF 93 F FF 93 F FF 93 X SL 81 2-2 ① **F9**	5	0	0	0	0	0	2
22 Casey Kotchman, L (1, 3) OBP: 0.381, SLG: 0.400		C FF 94 F KC 76 F FF 95 S CH 82 0-3 ① **K**		B KC 76 B SI 96 C FF 94 B FF 96 F FF 94 B CH 82 4-2 8 BB 7 G6-3 33 BB **BB**	B KC 76 C FF 94 F FF 95 X KC 80 1-2 ② **G5-3**		B SL 81 C SL 82 B FF 94 X SL 83 2-1 ② **2-3** **G4-3**		B SL 83 B FF 93 S FF 92 C FF 93 F SL 84 B SL 83 F SL 81 X FF 92 3-2 **1B**	4	1	1	0	1	1	1
7 Jeff Francoeur, R (1, 9) OBP: 0.348, SLG: 0.508		B KC 80 B FF 95 B FF 94 C FF 94 B FF 95 4-1 24 G3 23 BB **BB**		F FF 93 X KC 81 0-1 ① **1-2** **G6-3**	X KC 80 0-0 **HR**		B FF 94 S SL 83 B FF 96 F FF 94 B SL 85 B SL 83 4-2 23 1B **BB**		C FF 86 F FF 93 B FF 93 F FF 86 F FF 93 B FF 94 F SL 81 X FF 94 2-2 ② **F8**	3	1	1	1	2	0	2
23 Matt Diaz, R (1, 7) OBP: 0.348, SLG: 0.474		B FF 94 B KC 77 F FF 94 B FF 95 4-0 24 G3 **1-2** **BB**		C KC 81 S CH 84 B FF 96 B FF 97 B CH 84 S CH 83 3-3 ② **K**	S FF 96 S KC 80 B FF 97 S KC 81 1-3 ③ **K**		S FF 95 B FF 94 X SL 85 1-1 **1-2** **3-H** **1B**		C FF 92 B FF 88 C FF 93 F FF 94 X FF 93 1-2 ③ **F9**	4	0	1	1	1	2	2
24 Jordan Schafer, L (1, 8) OBP: 0.375, SLG: 0.444		B FF 96 B FF 95 C FF 94 X CH 80 2-1 ② **1-2** **2-3** **G3**		B KC 76 C KC 76 T FF 95 B CH 84 F CH 83 B SI 96 B CH 82 4-2 33 BB 8 BB 2 BB **BB**		C FF 94 B SL 83 F FF 94 B SL 85 B SI 94 F FF 94 B FF 95 4-2 **BB**	C SL 75 B SL 75 B SI 85 S SL 74 X SL 76 2-2 ③ **G3-1**			2	1	0	0	2	0	4
8 David Ross, R (1, 2) OBP: 0.500, SLG: 0.667		B FF 95 C CH 80 S FF 96 S FF 95 1-3 ③ **K**		S FF 96 D CH 83 B CH 82 B FF 96 B FF 94 4-1 2 BB 33 BB **1-2** **2-3** **BB**		F FF 95 F FF 95 S SL 85 0-3 ① **K**		B FF 92 X FF 90 1-0 ① **F8**		3	0	0	0	1	2	3
33 Javier Vazquez, R (1, 1) 58 Peter Moylan, R (7, 1) 20 Greg Norton, S (8, PH) Rafael Soriano, R (8, 1) 51 Michael Gonzalez, R (9, 1)			C FF 92 S KC 77 F KC 78 F CH 81 X FF 95 0-2 ① **G5-3**	B FF 94 C FF 92 D CH 81 B FF 93 B FF 93 4-1 2 BB **1-2** **2-3** **3-H** **BB**		C SI 93 B FF 94 M SI 93 M SI 94 1-3 ② **K**		C FF 92 B CH 88 T CH 87 B FC 91 X SL 82 2-2 ② **G3**	2 0 1 0 0	0 0 0 0 0	0 0 0 0 0	1 0 0 0 0	1 0 0 0 0	1 0 0 0 0	1 0 0 0 0
Inning Stats	R: 0 E: 0 K: 2 S: 8 H: 0 LOB: 0 BB: 0 P: 11	R: 0 E: 0 K: 2 S: 10 H: 0 LOB: 2 BB: 2 P: 21	R: 0 E: 0 K: 1 S: 11 H: 0 LOB: 1 BB: 0 P: 14	R: 2 E: 0 K: 1 S: 16 H: 0 LOB: 3 BB: 5 P: 40	R: 1 E: 0 K: 1 S: 8 H: 1 LOB: 0 BB: 0 P: 11	R: 0 E: 0 K: 2 S: 10 H: 0 LOB: 1 BB: 1 P: 16	R: 1 E: 0 K: 0 S: 14 H: 1 LOB: 2 BB: 2 P: 27	R: 0 E: 0 K: 0 S: 8 H: 1 LOB: 1 BB: 0 P: 13	R: 0 E: 0 K: 0 S: 20 H: 1 LOB: 1 BB: 0 P: 28	1B: 3 2B: 0 3B: 0 HR: 1 SF: 0 SAC: 0 DP: 0 HBP: 1						

PITCHER		IP	WLS	BF	H	R	ER	SO	BB	IBB	HBP	BLK	WP	HR	S	P	ERA	WHIP
36 Edinson Volquez, R ERA: 6.2	(1, 1)	5.0	L	24	1	3	3	7	7	0	1	0	0	1	53	97	5.40	1.600
40 Nick Masset, R ERA: 2.35	(6, 1)	1.2		9	1	1	1	2	3	0	0	0	0	0	21	38	5.40	2.400
52 Daniel Herrera, L ERA: 3.38	(7, 1)	0.1		1	0	0	0	0	0	0	0	0	0	0	3	5	0.00	0.000
51 Jared Burton, R ERA: 7.56	(8, 1)	1.0		4	1	0	0	0	0	0	0	0	0	0	8	13	0.00	1.000
53 Arthur Rhodes, L ERA:	(9, 1)	1.0		4	1	0	0	0	0	0	0	0	0	0	20	28	0.00	1.000

PITCHER	IP	WLS	BF	H	R	ER	SO	BB	IBB	HBP	BLK	WP	HR	S	P	ERA	WHIP

AB	31
R	4
H	4
RBI	4
BB	10
SO	9
LOB	20

WP: 0 PA: 42
PB: 0
SB: 0
CS: 0

Atlanta Braves @ Cincinnati Reds

Great American Ball Park, Cincinnati, OH

Fri Apr 24 2009, 7:10 PM EDT
Att. 30,060 - Partly Cloudy - 83 F

livebaseballscorecards.com

Batter	1	2	3	4	5	6	7	8	9	AB	R	H	RBI	BB	SO	LOB
3 Willy Taveras, R (1, 8) OBP: 0.361, SLG: 0.353	C FF 87 X FF 90 0-1 19 PB 19 1B 1B		C CU 73 B SL 85 F SL 82 B SL 84 X CU 68 2-2 ① G5-3		B FF 88 C SL 84 X FF 86 1-1 ① B5-3		B SI 88 B SI 89 C SI 89 F SI 89 S SL 78 2-3 ② K		B FF 90 C FF 91 B FF 93 C FF 92 C FF 94 2-3 ① K	5	1	1	0	0	2	0
21 Chris Dickerson, L (1, 7) OBP: 0.356, SLG: 0.389 15 Jerry Hairston, R (9, PH) OBP: 0.273, SLG: 0.276	C FF 89 1 SAFE L CH 81 B SL 83 1 SAFE S CH 80 1-3 ① K		T FF 91 B FF 92 B FF 92 X CH 80 2-1 ② G4-3		F FF 90 C FF 90 B FF 91 S FF 91 1-3 ② K		B SI 89 B SI 90 C SI 90 S SI 90 B CH 81 F SI 89 B CH 81 4-2 19 E BB		C FF 93 B SL 82 C SL 80 B FF 95 X SL 85 2-2 ② G1-3	3 1	0 0	0 0	0 0	1 0	2 0	1 0
19 Joey Votto, L (1, 3) OBP: 0.429, SLG: 0.625	F SL 86 1 SAFE B SL 84 S CH 76 B SL 72 F FF 90 X FF 92 2-2 1-H 1B		B FF 92 C FF 92 X SL 86 1-1 ③ G4-3		S CH 79 B CH 78 B FF 91 F FF 92 F CU 71 B SL 71 F SL 85 X CH 79 3-2 1B		B SI 87 B SI 90 F SI 90 F SI 91 X CH 80 2-2 E1 1-2		B FF 94 C FF 95 C FF 96 C SL 85 1-3 ③ K	5	0	2	1	0	1	1
4 Brandon Phillips, R (1, 4) OBP: 0.308, SLG: 0.250	C SL 81 F FF 89 T FF 90 0-2 ② K			B CU 74 B CU 74 B FF 90 C FF 86 B FF 90 4-1 2 S 55 1B 2 1B BB	C FF 89 1 SAFE F FF 91 S CU 69 0-3 ③ K		B SI 89 F SI 88 F SI 90 X SL 77 1-2 ③ F8			3	1	0	0	1	2	4
32 Jay Bruce, L (1, 9) OBP: 0.296, SLG: 0.460	C FF 90 F SL 85 B SL 84 B CH 76 S CH 81 2-3 ③ K			B SL 86 B FF 90 B FF 89 X FF 89 3-0 ① F8		F SL 86 F FF 90 B SL 75 X FF 91 1-2 ① F7		C FF 93 B FF 93 F SL 82 B FF 94 B FF 93 X SL 81 3-2 55 SH1-4 2 SF9 2B		4	1	1	0	0	1	2
28 Edwin Encarnación, R (1, 5) OBP: 0.338, SLG: 0.235		B FF 90 S FF 91 S SL 84 S FF 92 1-3 ① K		B SL 84 C SL 82 C FF 91 1 SAFE B CH 79 S FF 92 2-3 ② K		X SL 84 0-0 55 G5-3 1B		B FF 91 B FF 92 B SL 79 C FF 93 B FF 93 4-1 55 SH1-4 BB		3	0	1	0	1	2	1
55 Ramon Hernandez, R (1, 2) OBP: 0.280, SLG: 0.340		C FF 89 B FF 90 S SL 82 B CU 69 X SL 80 2-2 2B		C SL 80 B CU 71 X FF 91 1-1 2 1B 1-2 1B		C FF 85 C FF 89 B FF 89 B FF 88 X FF 91 2-2 ② G5-3 1-2		X FF 93 0-0 ① SH1-4 1-2 2-3		3	0	2	0	0	0	1
2 Alex Gonzalez, R (1, 6) OBP: 0.191, SLG: 0.186		C SL 82 X CU 73 0-1 ② L6		C FF 91 B SL 79 X FF 92 1-1 1-2 2-H 1B		X SL 82 0-0 ③ F8		B FF 94 F SL 81 F FF 94 X FF 94 1-2 ② SF9 3-H		3	0	1	2	0	0	2
36 Edinson Volquez, R (1, 1) 40 Nick Masset, R (6, 1) 52 Daniel Herrera, L (7, 1) 16 Darnell McDonald, R (7, PH) OBP: 0.412, SLG: 0.467 51 Jared Burton, R (8, 1) 17 Laynce Nix, L (8, PH) OBP: 0.278, SLG: 0.412 53 Arthur Rhodes, L (9, 1)		S FF 88 B FF 88 S SL 79 F SL 80 C FF 90 1-3 ③ K		S SL 82 B SL 81 S SL 76 B FF 89 C CU 75 2-3 ③ K			B SI 88 F SI 89 B SI 90 F SI 89 X SI 90 2-2 ① G1-3	X FF 94 0-0 ③ G6-3		2 0 0 1 0 1 0	0 0 0 0 0 0 0	0 0 0 0 0 0 0	0 0 0 0 0 0 0	2 0 0 0 0 0 0	3 0 0 0 0 1 0
Inning Stats	R: 1 H: 2 E: 0 LOB: 1 K: 3 BB: 0 S: 15 P: 20	R: 0 H: 1 E: 0 LOB: 1 K: 2 BB: 0 S: 12 P: 16	R: 0 H: 0 E: 0 LOB: 0 K: 0 BB: 0 S: 7 P: 12	R: 1 H: 2 E: 0 LOB: 2 K: 2 BB: 1 S: 12 P: 25	R: 0 H: 1 E: 0 LOB: 1 K: 2 BB: 0 S: 13 P: 18	R: 0 H: 1 E: 0 LOB: 1 K: 0 BB: 0 S: 8 P: 11	R: 0 H: 0 E: 1 LOB: 2 K: 1 BB: 1 S: 15 P: 26	R: 1 H: 1 E: 0 LOB: 1 K: 0 BB: 1 S: 9 P: 17	R: 0 H: 0 E: 0 LOB: 0 K: 2 BB: 0 S: 9 P: 14	1B: 6 2B: 2 3B: 0 HR: 0	SF: 1 SAC: 1 DP: 0 HBP: 0			WP: 0 PB: 1 SB: 1 CS: 0	PA: 39		

PITCHER	IP	WLS	BF	H	R	ER	SO	BB	IBB	HBP	BLK	WP	HR	S	P	ERA	WHIP
33 Javier Vazquez, R (1, 1) ERA: 2.63	6.0	W	26	7	2	1	9	1	0	0	0	0	0	67	102	1.50	1.333
58 Peter Moylan, R (7, 1) ERA: 9.0	1.0	H	5	0	0	0	1	1	0	0	0	0	0	15	26	0.00	1.000
Rafael Soriano, R (8, 1) ERA: 1.13	1.0	H	5	1	1	1	0	1	0	0	0	0	0	9	17	9.00	2.000
51 Michael Gonzalez, L (9, 1) ERA: 4.91	1.0	S	3	0	0	0	2	0	0	0	0	0	0	9	14	0.00	0.000

PITCHER	IP	WLS	BF	H	R	ER	SO	BB	IBB	HBP	BLK	WP	HR	S	P	ERA	WHIP

AB	34
R	3
H	8
RBI	3
BB	3
SO	12
LOB	16

Batter	1	2	3	4	5	6	7	8	9	AB	R	H	RBI	BB	SO	LOB
2 Kelly Johnson, L (1, 4) OBP: 0.314, SLG: 0.426	B CU 70 F CH 78 B SI 87 B SI 87 B 4-1 19 E BB	B SI 87 C CU 70 F CH 79 F SI 86 F SL 75 B SL 76 X CU 68 2-2 ② FC3-6 19 10 HR 1B 1-2f 2-3		C FF 87 B FF 88 C CH 79 S FF 88 1-3 ② K		C FF 88 F FF 89 X FF 89 0-2 ② F7		B FC 92 B CH 82 X SI 90 2-0 ② G3-1 2-3		4	2	0	0	1	1	4
19 Yunel Escobar, R (1, 6) OBP: 0.355, SLG: 0.464	C SI 88 F SI 89 B SL 78 B SL 77 F SL 76 B SI 89 X CU 70 3-2 E6 10 1B 1-H 2B	B FF 89 B SL 74 X CU 71 2-0 10 HR 1-2 3-H 1B		F CU 69 B SI 90 F FF 88 F FF 90 H FF 90 2-2 HBP		B FF 89 B FF 87 X SI 86 2-0 3-H HR		X SI 90 0-0 ③ G4-3		4	3	3	4	0	0	1
10 Chipper Jones, S (1, 5) OBP: 0.365, SLG: 0.511 4 Omar Infante, R (8, 5) OBP: 0.333, SLG: 0.400	S FF 89 X FF 87 0-1 7 G6-4-3 22 1B 3-H 1B	B SI 88 X CH 79 1-0 1-H 2-H HR		C FF 88 B SL 72 F FF 88 B SI 88 C FF 88 2-3 ③ K		C SI 83 B CH 73 C SL 75 T SC 65 1-2 ③ K			F SI 89 C CU 76 X CU 75 0-2 ① G5-3	4 1	1 0	2 0	4 0	0 0	2 0	1 0
22 Casey Kotchman, L (1, 3) OBP: 0.382, SLG: 0.400	C CU 69 B FF 88 X CU 68 1-1 7 G6-4-3 1-2 1B	B FF 88 C CH 79 B FF 89 F FF 88 F FC 86 X CU 68 2-2 ③ F9			C FF 88 B FF 87 F FF 89 S FF 88 1-3 ① K		B SL 75 F SL 74 X SL 73 1-1 ① L9		C CU 76 X SI 90 0-1 7 1B 1B	5	0	2	0	0	1	0
7 Jeff Francoeur, R (1, 9) OBP: 0.338, SLG: 0.485	B SI 89 X SI 89 1-0 ①② G6-4-3 1-2f 2-3		F SL 73 S SL 75 X SL 76 0-2 ① L7		B FF 89 X SI 88 1-0 ② G3		C SL 75 X SI 83 0-1 ② G6-3		X CU 76 0-0 23 G6-4-3 1-2 1B	5	0	1	0	0	0	2
23 Matt Diaz, R (1, 7) OBP: 0.314, SLG: 0.419	B SL 75 F FF 88 B SI 89 F SI 87 S SL 76 2-3 ③ K2-3		B SI 89 X SI 89 1-0 ② G2-3		B FF 89 B SI 87 C CU 71 S CU 68 C SL 75 2-3 ③ K		F SI 82 S SC 66 X SI 85 0-2 ③ F8		X SI 91 0-0 ②③ G6-4-3 1-2f	5	0	0	0	0	2	3
24 Jordan Schafer, L (1, 8) OBP: 0.397, SLG: 0.464		B CU 71 X CU 68 1-0 ① G3-1	C FF 89 B CH 80 B CH 79 C SI 88 B SI 88 F SL 72 B FF 89 4-2 BB			X CU 68 0-0 8 2B 2B		F SI 90 C SI 90 B CU 77 B CU 76 B SI 90 F B 4-2 8 WP 20 2B BB		2	2	1	0	2	0	0
8 David Ross, R (1, 2) OBP: 0.500, SLG: 0.688		B FF 87 X SI 87 1-0 E5 2 FC3-6 19 1B 1B	1 SAFE C SL 75 X SL 74 0-1 ③ F8			B SI 88 C SI 88 X SI 87 1-1 32 SH1-4 19 HR 2-H 2B		B SI 91 C CU 77 F FC 89 X CU 77 1-2 ① G5-3 1-2		4	2	2	1	0	0	2
32 Derek Lowe, R (1, 1) 20 Greg Norton, S (8, PH) OBP: 0.143, SLG: 0.154 34 Eric O'Flaherty, L (8, 1) 30 Jeff Bennett, R (9, 1)		B SL 72 B SI 86 B CH 82 B CH 80 4-0 2 FC3-6 BB		X SI 86 0-0 ① G5-3		B SL 72 X SL 72 1-0 ① SH1-4 2-3		X SI 90 0-0 2 G3-1 2-H 2B		1 1 0 0	0 0 0 0	0 1 0 0	0 1 0 0	1 0 0 0	0 0 0 0	0 0 0 0

Inning Stats	1	2	3	4	5	6	7	8	9
	R: 2 E: 1 K: 1 S: 13	H: 3 LOB: 1 BB: 1 P: 24	R: 4 E: 1 K: 0 S: 13	H: 3 LOB: 0 BB: 1 P: 26	R: 0 E: 0 K: 0 S: 9	H: 0 LOB: 1 BB: 1 P: 14	R: 0 E: 0 K: 2 S: 10	H: 0 LOB: 1 BB: 0 P: 15	R: 0 E: 0 K: 2 S: 7	H: 0 LOB: 0 BB: 0 P: 11
	R: 3 E: 0 K: 1 S: 11	H: 3 LOB: 0 BB: 0 P: 16	R: 0 E: 0 K: 0 S: 7	H: 0 LOB: 0 BB: 0 P: 8	R: 1 E: 0 K: 0 S: 9	H: 1 LOB: 1 BB: 1 P: 16	R: 0 E: 0 K: 0 S: 7	H: 2 LOB: 1 BB: 0 P: 7		

PITCHER		IP	WLS	BF	H	R	ER	SO	BB	IBB	HBP	BLK	WP	HR	S	P	ERA	WHIP
61 Bronson Arroyo, R ERA: 6.48	(1, 1)	5.2	L	29	9	9	9	5	3	0	1	0	0	2	60	102	14.29	2.118
52 Daniel Herrera, L ERA: 2.7	(6, 1)	1.1		4	0	0	0	1	0	0	0	0	0	0	10	12	0.00	0.000
57 Mike Lincoln, R ERA: 14.73	(8, 1)	2.0		9	3	1	1	0	1	0	0	0	1	0	16	23	4.50	2.000

PITCHER		IP	WLS	BF	H	R	ER	SO	BB	IBB	HBP	BLK	WP	HR	S	P	ERA	WHIP

TOP

Atlanta Braves @ Cincinnati Reds

Great American Ball Park, Cincinnati, OH

Sat Apr 25 2009, 1:10 PM EDT
Att. 33,015 - Partly Cloudy - 79 F

livebaseballscorecards.com

AB	36
R	10
H	12
RBI	10
BB	4
SO	6
LOB	13

1B: 6	SF: 0	WP: 1	PA: 42
2B: 4	SAC: 1	PB: 0	
3B: 0	DP: 2	SB: 0	
HR: 2	HBP: 1	CS: 0	

Atlanta Braves @ Cincinnati Reds

Great American Ball Park, Cincinnati, OH

Sat Apr 25 2009, 1:10 PM EDT

Att. 33,015 - Partly Cloudy - 79 F

livebaseballscorecards.com

BOTTOM

Batter	1	2	3	4	5	6	7	8	9	AB	R	H	RBI	BB	SO	LOB
21 Chris Dickerson, L (1, 7) OBP: 0.320, SLG: 0.341	C FC 86 B SI 87 B SL 80 F SI 87 S SL 80 2-3 ① K	B SL 82 F SI 89 C SL 81 B SL 81 X SL 81 2-2 ③ F7			F CH 83 B SI 87 B SL 81 S SL 79 B SL 84 F SL 80 S SL 82 3-3 ① K		B SI 88 C SI 89 F SL 83 B SL 82 C SL 82 2-3 ② K		B FF 94 T FF 94 B CU 78 F SI 94 C FF 94 2-3 ③ K	5	0	0	0	0	4	6
15 Jerry Hairston, R (1, 8) OBP: 0.257, SLG: 0.258 16 Darnell McDonald, R (4, 8) OBP: 0.368, SLG: 0.412 57 Mike Lincoln, R (8, 1)	C SI 87 X SI 88 0-1 ② G5-3		S SL 80 C SL 81 B SL 81 C SI 88 1-3 ① K		B SL 81 B SL 80 C SL 81 S SL 82 S SL 82 2-3 ② K		F SI 87 B SL 81 S SL 81 X SL 81 1-2 ③ P2			2 2 0	0 0 0	0 0 0	0 0 0	0 0 0	1 1 0	0 3 0
19 Joey Votto, L (1, 3) OBP: 0.419, SLG: 0.597	B SL 79 H SI 88 2-0 HBP		X SI 87 0-0 ② F7		C SL 82 B SI 89 C SL 81 C SL 83 1-3 ③ K			F FF 90 B CH 80 C SL 85 T SL 84 1-2 ① K		3	0	0	0	0	2	2
4 Brandon Phillips, R (1, 4) OBP: 0.290, SLG: 0.232	B SI 87 B SI 87 B SI 87 C SI 87 F SI 88 X SL 81 3-2 ③ G3-1		X SI 88 0-0 ③ F8			B SI 88 X SI 87 1-0 ① G3-1		F FF 90 X FF 91 0-1 ② P3		4	0	0	0	0	0	1
32 Jay Bruce, L (1, 9) OBP: 0.310, SLG: 0.472		B SI 88 X SI 88 1-0 2 HR 2B	C SL 80 C SL 81 S CH 83 0-3 ① K			S SL 81 B SL 80 C SL 81 F SI 89 B SL 81 F SL 82 B SI 88 B SI 88 4-2 BB		F SL 82 C SL 85 F SL 76 S FF 92 0-3 ③ K		3	1	1	0	1	2	0
28 Edwin Encarnación, R (1, 5) OBP: 0.319, SLG: 0.218		B SI 88 C SI 89 F SL 81 B SI 88 B SI 89 X SI 90 3-2 ① G6-3	S SL 81 X SI 88 0-1 ② G6-3			B SI 88 S SL 82 X SL 81 1-1 ② F8			C FF 94 C SI 95 F FF 96 X FF 95 0-2 ① G5-3	4	0	0	0	0	0	2
2 Alex Gonzalez, R (1, 6) OBP: 0.200, SLG: 0.261 7 Paul Janish, R (9, 6) OBP: 0.500, SLG: 0.545		C SI 89 B SI 90 F SI 89 X SL 82 1-2 2-H HR	B SI 87 F SI 88 F SI 87 X SL 82 1-2 ③ F7			X SI 88 0-0 ③ F8			B FF 95 B FF 95 C SI 95 B SI 93 C SI 93 F FF 93 F FF 93 F SI 93 F FF 94 3-2 X FF 94 29 FC4-6 1B	3 1	1 0	1 1	2 0	0 0	0 0	1 0
29 Ryan Hanigan, R (1, 2) OBP: 0.438, SLG: 0.429		B SI 87 C SI 88 X SI 88 1-1 61 SH5-4 1B			C SI 87 B SL 80 X SL 80 1-1 61 SH 2B		B SI 87 F SI 88 B SI 88 B SI 88 C SI 88 B SI 87 4-2 BB		B FF 93 B FF 93 C FF 93 X FF 94 2-1 ② FC4-6 17 1B 1-2f	3	0	2	0	1	0	1
61 Bronson Arroyo, R (1, 1) 52 Daniel Herrera, L (6, 1) 17 Laynce Nix, L (7, PH) OBP: 0.300, SLG: 0.421 (8, 8)		B SI 87 X SI 87 1-0 ② SH5-4 1-2			C SL 79 X SL 80 0-1 SH 2-3		C SL 80 B SL 81 C SL 81 B SL 82 F SL 82 F SI 88 T SL 82 2-2 ① K		X FF 94 0-0 1-2 1B	0 0 2	0 0 0	0 0 1	0 0 0	0 0 1	0 0 1	0 0 1
Inning Stats	R: 0 E: 0 K: 1 S: 8 H: 0 LOB: 1 BB: 0 P: 15	R: 2 E: 0 K: 0 S: 13 H: 3 LOB: 1 BB: 0 P: 22	R: 0 E: 0 K: 1 S: 5 H: 0 LOB: 0 BB: 0 P: 6	R: 0 E: 0 K: 1 S: 8 H: 0 LOB: 0 BB: 0 P: 9	R: 0 E: 0 K: 3 S: 14 H: 1 LOB: 2 BB: 0 P: 21	R: 0 E: 0 K: 0 S: 8 H: 0 LOB: 1 BB: 1 P: 14	R: 0 E: 0 K: 2 S: 13 H: 0 LOB: 1 BB: 1 P: 22	R: 0 E: 0 K: 2 S: 9 H: 0 LOB: 0 BB: 0 P: 10	R: 0 E: 0 K: 1 S: 17 H: 2 LOB: 2 BB: 0 P: 24	1B: 3 2B: 2 3B: 0 HR: 1	SF: 0 SAC: 2 DP: 0 HBP: 1			WP: 0 PB: 0 SB: 0 CS: 0	PA: 37		

PITCHER		IP	WLS	BF	H	R	ER	SO	BB	IBB	HBP	BLK	WP	HR	S	P	ERA	WHIP
32 Derek Lowe, R ERA: 3.1	(1, 1)	7.0	W	29	4	2	2	8	2	0	1	0	0	0	69	109	2.57	0.857
34 Eric O'Flaherty, L ERA: 5.06	(8, 1)	1.0		3	0	0	0	2	0	0	0	0	0	0	9	10	0.00	0.000
30 Jeff Bennett, R ERA: 1.0	(9, 1)	1.0		5	2	0	0	1	0	0	0	0	0	0	17	24	0.00	2.000

PITCHER	IP	WLS	BF	H	R	ER	SO	BB	IBB	HBP	BLK	WP	HR	S	P	ERA	WHIP

AB	32
R	2
H	6
RBI	2
BB	2
SO	11
LOB	17

Batter	1	2	3	4	5	6	7	8	9	AB	R	H	RBI	BB	SO	LOB
2 Kelly Johnson, L (1, 4) OBP: 0.307, SLG: 0.409	C FC 88 B FF 87 F FF 89 X SL 84 1-2 ① L3		C CH 78 X SL 80 0-1 ① G6-3		B SL 79 F SL 80 F FF 89 B FF 87 B FC 88 X CH 80 3-2 ② F9		C SL 81 B SL 80 X FC 90 1-1 19 1B		S SL 76 S SI 84 S FF 82 0-3 ② K	5	0	1	0	0	1	2
19 Yunel Escobar, R (1, 6) OBP: 0.358, SLG: 0.459	B FC 88 F FC 89 X FF 89 1-1 ② G6-3		B SL 82 S SL 82 B FF 88 X SL 81 2-1 ② L8		C FC 89 B FF 87 B SL 81 B SL 80 F FC 88 F FC 88 S SL 80 3-3 ③ K		X SL 81 0-0 ③ 1-3		C SC 68 B B C SC 64 B X SI 82 3-2 1-2 1B	5	0	2	0	0	1	1
10 Chipper Jones, S (1, 5) OBP: 0.393, SLG: 0.549 14 Martin Prado, R (8, 5) OBP: 0.435, SLG: 0.600	B FF 90 B FF 88 C FF 89 B FF 88 F FF 89 X FC 90 3-2 1B		X FF 89 0-0 ③ L7			B FF 88 X FF 87 1-0 7 FC6-4 1B		B FF 91 C FF 90 B FC 90 X FF 90 2-1 7 F8 28 1B 2B	C SI 83 C SL 74 X SI 86 0-2 ③ G1-3	4 1	1 0	3 0	0 0	0 0	0 0	0 2
22 Casey Kotchman, L (1, 3) OBP: 0.361, SLG: 0.375	S FF 89 X FF 88 0-1 ③ G3			B CH 78 B CH 80 B FF 88 C FF 88 X FF 89 3-1 ① G3-1		B FF 88 X FF 88 1-0 ① P5		B FF 91 B FF 90 C FF 91 X FF 90 2-1 ① F9		4	0	0	0	0	0	3
7 Jeff Francoeur, R (1, 9) OBP: 0.320, SLG: 0.458		X FF 90 0-0 ① P4		C FC 90 F FC 89 B SL 84 B FC 88 X CH 79 2-2 ② F8		C SL 80 F FC 90 X SL 82 1-1 ② FC6-4 1-2f		B FF 92 B FC 89 S FF 90 F FF 92 X FC 91 2-2 ② F8 2-3		4	0	0	0	0	0	2
28 Brandon Jones, L (1, 7) OBP: 0.750, SLG: 0.667		C FF 89 B FC 89 B FF 89 B FC 90 B FF 90 4-1 8 BB BB		C FC 89 B SL 81 X SL 81 1-1 1B		B FC 89 X FC 89 1-0 ③ L5		X FC 91 0-0 3-H 1B		3	0	2	1	1	0	1
24 Jordan Schafer, L (1, 8) OBP: 0.380, SLG: 0.441 4 Omar Infante, R (7, 8) OBP: 0.324, SLG: 0.387		F FC 88 F FC 90 1 SAFE B FF 90 S FC 90 1-3 ② K		S CH 80 F FF 89 1 SAFE 1 SAFE B FC 88 B FC 90 S FC 88 2-3 ③ K			C FF 90 C CH 78 B FF 89 S FC 89 1-3 ① K	B FF 91 F FF 92 X SL 80 1-1 ③ F7		3 1	0 0	0 0	0 0	0 0	3 0	2 1
8 David Ross, R (1, 2) OBP: 0.542, SLG: 0.833		B FC 89 B SL 83 B SL 81 B FC 88 4-0 1-2 BB			B FC 88 B FF 88 C FF 87 B FF 85 F FC 88 B FC 88 4-2 BB		X FF 90 0-0 HR		B SI 82 X SI 82 1-0 ① F9	2	1	1	1	2	0	0
11 Kenshin Kawakami, R (1, 1) OBP: 0.250, SLG: 0.250 38 Buddy Carlyle, L (5, 1) 20 Greg Norton, S (7, PH) OBP: 0.133, SLG: 0.143 40 James Parr, R (7, 1) 23 Matt Diaz, R (9, PH) OBP: 0.327, SLG: 0.432		C FC 88 B FC 89 F FC 84 S FC 89 1-3 ③ K			C FF 86 L FC 85 L SL 81 0-3 ① K		C FC 89 B CH 79 F SL 79 X FC 90 1-2 ② G4-3		F SI 83 C SL 74 B SC 65 X SC 67 1-2 19 1B 1B	2 0 1 0 1	0 0 0 0 0	0 0 0 0 1	0 0 0 0 0	0 0 0 0 0	2 0 0 0 0	3 0 0 0 0

Inning Stats	1	2	3	4	5	6	7	8	9
	R: 0 E: 0 K: 0 S: 10	R: 0 E: 0 K: 2 S: 8	R: 0 E: 0 K: 0 S: 5	R: 0 E: 0 K: 1 S: 10	R: 0 E: 0 K: 2 S: 12	R: 0 E: 0 K: 0 S: 5	R: 1 E: 0 K: 1 S: 10	R: 1 E: 0 K: 0 S: 10	R: 0 E: 0 K: 1 S: 13
	H: 1 LOB: 1 BB: 0 P: 15	H: 0 LOB: 2 BB: 2 P: 18	H: 0 LOB: 0 BB: 0 P: 7	H: 1 LOB: 1 BB: 0 P: 18	H: 0 LOB: 1 BB: 1 P: 22	H: 1 LOB: 1 BB: 0 P: 9	H: 3 LOB: 2 BB: 0 P: 13	H: 2 LOB: 1 BB: 0 P: 17	H: 2 LOB: 2 BB: 0 P: 18

1B: 8 SF: 0 2B: 1 SAC: 0 3B: 0 DP: 0 HR: 1 HBP: 0

WP: 0 PA: 39 PB: 0 SB: 0 CS: 0

PITCHER	IP	WLS	BF	H	R	ER	SO	BB	IBB	HBP	BLK	WP	HR	S	P	ERA	WHIP
33 Micah Owings, R (1, 1) ERA: 3.78	7.0	W	29	6	1	1	6	3	0	0	0	0	1	60	102	1.29	1.286
51 Jared Burton, R (8, 1) ERA: 7.71	1.0		5	2	1	1	0	0	0	0	0	0	0	10	17	9.00	2.000
52 Daniel Herrera, L (9, 1) ERA: 2.35	1.0		5	2	0	0	1	0	0	0	0	0	0	13	18	0.00	2.000

PITCHER IP WLS BF H R ER SO BB IBB HBP BLK WP HR S P ERA WHIP

TOP

Atlanta Braves @ Cincinnati Reds

Great American Ball Park, Cincinnati, OH

Sun Apr 26 2009, 1:10 PM EDT

Att. 29,327 - Partly Cloudy - 82 F

livebaseballscorecards.com

AB	36
R	2
H	10
RBI	2
BB	3
SO	7
LOB	17

BOTTOM

Batter	1	2	3	4	5	6	7	8	9	AB	R	H	RBI	BB	SO	LOB
3 Willy Taveras, R (1, 8) OBP: 0.354, SLG: 0.345	C FF 89 X CU 68 0-1 G1-3 ①		B FF 91 B FF 91 C FF 91 X FF 91 2-1 G3 ③		B FF 88 F FO 84 F FF 90 2 SAFE B SI 90 X CU 69 2-2 19 2B 1-2 2-3 1B	B FF 90 F FF 89 X FF 89 1-1 G6-3 ③				4	1	1	0	0	0	1
17 Laynce Nix, L (1, 7) OBP: 0.250, SLG: 0.348	C FF 91 X FO 84 0-1 G4-3 ②			F FO 83 F FO 84 B FF 91 F FC 86 F FO 84 C FF 92 1-3 K ①	D FF 90 F FF 90 F FF 90 X CU 72 1-2 L9 ②		F FF 88 C FF 92 X CH 82 0-2 L4 ①			4	0	0	0	0	1	3
19 Joey Votto, L (1, 3) OBP: 0.436, SLG: 0.629	C FF 91 H FF 90 1-1 HBP			X FF 90 0-0 4 WP 32 HR 2B	C FF 92 D FO 86 X CU 71 1-1 4 1B 1-H 2-H 3-H 2B		F SL 74 F FF 92 B FC 90 X CH 83 1-2 G1-3 ②			3	2	2	3	0	0	0
4 Brandon Phillips, R (1, 4) OBP: 0.288, SLG: 0.233	F FF 90 1 SAFE B CU 71 X CU 69 1-1 G2-3 ③			B CU 72 X FF 91 1-0 G4-3 ② 2-3	B FF 91 B FF 91 X FF 90 2-0 32 HR 2-H 1B		F FF 91 C FF 93 X FF 92 0-2 G3 ③			4	1	1	1	0	0	2
32 Jay Bruce, L (1, 9) OBP: 0.355, SLG: 0.607		S FO 84 B FO 83 B FF 90 S FO 84 F FO 84 B FF 91 B FF 92 4-2 28 FC2-4 BB		B FO 86 X FF 90 1-0 3-H HR	C FO 83 B FO 84 S FO 84 1 SAFE X FO 84 1-2 1-H HR			C FF 91 X CH 82 0-1 7 FC5-4 55 1B 1B		3	2	3	4	1	0	0
28 Edwin Encarnación, R (1, 5) OBP: 0.301, SLG: 0.203		X FF 91 0-0 FC2-4 55 CS 1-2f ①		C FF 88 B FF 91 B FF 90 B CU 68 S FF 91 F FF 90 F FF 91 X FF 91 3-2 F8 ③	B FF 88 F FF 87 B FF 89 X FF 87 2-1 G6-3 ③			C FF 89 B FF 92 F FF 92 S FF 91 1-3 K ①		4	0	0	0	0	1	2
55 Ramon Hernandez, R (1, 2) OBP: 0.296, SLG: 0.353		D FF 91 1 SAFE S FC 88 B CU 71 C CU 69 F FF 92 B FC 88 X FF 91 3-2 G4-3 ②③ 1-2			B FC 86 X FF 90 1-0 33 1B 7 HBP 1B	F FF 88 B FF 90 S FF 89 X FF 90 1-2 G1-3 ①		C SL 77 X FF 89 0-1 7 FC5-4 1-2 1B		4	0	2	0	0	0	1
7 Paul Janish, R (1, 6) OBP: 0.438, SLG: 0.429			C FF 90 F FF 90 B FF 90 X CU 70 1-2 F8 ①		H FF 88 1-0 3 1B 33 1B 19 2B 1-2 HBP	B FF 88 X FF 89 1-0 F8 ②		S FF 92 C FF 92 B X 1-2 FC5-4 ② 1-2f 2-3		3	1	0	0	0	0	2
33 Micah Owings, R (1, 1) OBP: 0.400, SLG: 0.700 51 Jared Burton, R (8, 1) 21 Chris Dickerson, L (8, PH) OBP: 0.314, SLG: 0.333 52 Daniel Herrera, L (9, 1)			B FF 91 S FF 91 F FF 92 X CU 68 1-2 F8 ②		X FF 89 0-0 3 1B 19 2B 1-2 2-3 1B	B FF 90 F FF 89 X SL 85 1-1 2B		B FF 92 B FF 93 C FF 92 C CH 84 S FF 93 2-3 K ③		3 0 1 0	1 0 0 0	2 0 0 0	0 0 1 0	0 0 0 0	0 0 1 0	0 0 2 0
Inning Stats	R: 0 E: 0 K: 0 S: 7 H: 0 LOB: 1 BB: 0 P: 9	R: 0 E: 0 K: 0 S: 8 H: 0 LOB: 0 BB: 1 P: 15	R: 0 E: 0 K: 0 S: 8 H: 0 LOB: 0 BB: 0 P: 12	R: 2 E: 0 K: 1 S: 13 H: 2 LOB: 0 BB: 0 P: 19	R: 6 E: 0 K: 0 S: 16 H: 6 LOB: 0 BB: 0 P: 27	R: 0 E: 0 K: 0 S: 8 H: 1 LOB: 1 BB: 0 P: 12	R: 0 E: 0 K: 0 S: 9 H: 0 LOB: 0 BB: 0 P: 10	R: 0 E: 0 K: 2 S: 13 H: 2 LOB: 2 BB: 0 P: 17		1B: 6 2B: 3 3B: 0 HR: 2 SF: 0 SAC: 0 DP: 0 HBP: 2					

PITCHER		IP	WLS	BF	H	R	ER	SO	BB	IBB	HBP	BLK	WP	HR	S	P	ERA	WHIP
11 Kenshin Kawakami, R ERA: 7.06	(1, 1)	4.2	L	23	8	8	8	1	1	0	2	0	1	2	50	78	15.43	1.929
38 Buddy Carlyle, R ERA: 7.71	(5, 1)	1.1		5	1	0	0	0	0	0	0	0	0	0	10	16	0.00	0.750
40 James Parr, R ERA: 4.5	(7, 1)	2.0		8	2	0	0	2	0	0	0	0	0	0	22	27	0.00	1.000

PITCHER	IP	WLS	BF	H	R	ER	SO	BB	IBB	HBP	BLK	WP	HR	S	P	ERA	WHIP

Atlanta Braves @ Cincinnati Reds

Great American Ball Park, Cincinnati, OH

Sun Apr 26 2009, 1:10 PM EDT

Att. 29,327 - Partly Cloudy - 82 F

livebaseballscorecards.com

AB	33
R	8
H	11
RBI	8
BB	1
SO	3
LOB	13

Batter	1	2	3	4	5	6	7	8	9	AB	R	H	RBI	BB	SO	LOB
55 Skip Schumaker, L (1, 4) (8, 7) OBP: 0.371, SLG: 0.361	F FF 89 B FF 90 B FF 91 S CH 83 B FF 92 X FF 92 3-2 47 16 1B 1B	B SL 81 B FF 91 C FF 92 C FF 91 D CH 83 B CH 83 4-2 24 1B BB			C CH 80 C CH 80 X FF 91 0-2 ① F7		C SI 87 B CH 78 X SI 88 1-1 ② G1-3 1-2		B SL 83 F FF 89 B SL 84 C SL 82 F FF 91 F SL 83 D SL 85 X FF 92 3-2 ② G4-3 1-2	4	1	1	0	1	0	2
24 Rick Ankiel, L (1, 8) OBP: 0.333, SLG: 0.422 31 Ryan Franklin, R (9, 1)	B FF 91 C FF 91 S CH 83 S CH 83 1-3 ① K	X FF 92 0-0 1-3 2-H 1B			C FF 87 X CH 80 0-1 ② F9		B CH 80 X SI 90 1-0 2-H 1B		S SL 82 B SL 85 B SL 85 H FF 91 3-1 HBP	4 0	0 0	2 0	2 0	0 0	1 0	1 0
5 Albert Pujols, R (1, 3) OBP: 0.457, SLG: 0.681	1 SAFE C SI 93 B FF 94 T SI 94 B FF 95 S FF 94 2-3 ② K	B FF 94 B CH 84 B SI 94 X FF 93 3-0 ③ F8			C FF 92 B SI 92 B SL 80 B CH 82 X SI 92 3-1 1B		1 SAFE 1 SAFE C SI 88 1 SAFE C SL 78 1 SAFE S SL 78 0-3 ③ K		B FF 90 B FF 91 B FF 91 2 SAFE C FF 90 F FF 92 F FF 92 F FF 91 F FF 92 3-2 ③ F FF 91 F FF 92 X FF 91 F7	5	0	1	0	0	2	6
47 Ryan Ludwick, R (1, 9) OBP: 0.352, SLG: 0.612	S SL 81 1 SAFE X FF 92 0-1 16 1B 1-2 1B	B FF 91 X FF 89 1-0 ① F9			1 SAFE B SL 78 X SL 78 1-0 ③ G2-3			C SL 81 X SL 81 0-1 ① F8		4	0	1	0	0	0	1
16 Chris Duncan, L (1, 7) OBP: 0.403, SLG: 0.557 46 Kyle McClellan, R (8, 1) 28 Colby Rasmus, L (9, 8) OBP: 0.390, SLG: 0.353	B FF 91 B CH 83 C CH 82 B CH 84 X FF 92 3-1 1-3 2-H 1B	C FF 89 B SL 79 C CH 82 B FF 92 B FF 90 X FF 92 3-2 ② F8				C FF 89 X CH 82 0-1 ① P5		B SI 92 B FF 92 B SI 92 B FF 92 4-0 BB		3 0 0	0 0 0	1 0 0	1 0 0	1 0 0	0 0 0	0 0 0
4 Yadier Molina, R (1, 2) OBP: 0.413, SLG: 0.523	S FF 92 F FF 91 X FF 93 0-2 ③ P6	B FF 91 F FF 90 C FF 90 F SI 92 F FF 93 X SL 79 1-2 22 CS 1B				B SL 77 B FF 89 F FF 89 X CH 81 2-1 ② G6-3		1 SAFE C FF 92 B FF 92 F FF 92 S FF 92 1-3 ② K		4	0	1	0	0	1	3
22 Joe Thurston, L (1, 5) OBP: 0.396, SLG: 0.457 (8, 4)		B FF 88 C FF 88 B CH 82 C CH 82 B CH 83 B CH 83 4-2 35 SH1-4 24 1B BB	B CH 83 B FF 90 F FF 91 B FF 92 3-1 ③ CS 1-2	B SL 77 F FF 88 F FF 89 B FF 92 F SI 90 X CH 83 2-2 ① F9		B SL 75 C FF 89 X FF 89 1-1 ③ B1-3		F FF 92 C FF 92 S FF 92 0-3 ③ K		3	1	0	0	1	1	1
13 Brendan Ryan, R (1, 6) OBP: 0.324, SLG: 0.375		1 SAFE P PO 82 B SI 90 C SI 92 X SI 91 2-1 ① F8		C FF 91 B CH 83 B FF 90 X SL 79 2-1 ② G5-3			S SI 88 B SI 90 X SI 89 1-1 ① G6-3		B FF 92 B SI 93 C SI 93 X SI 92 2-1 ① G6-3	4	0	0	0	0	0	1
35 Joel Pineiro, R (1, 1) OBP: 0.364, SLG: 0.125 34 Chris Perez, R (7, 1) 23 Brian Barden, R (8, 5) OBP: 0.500, SLG: 0.750		L FF 91 X SI 92 0-1 ② SH1-4 1-2		C FF 90 X SI 91 0-1 ③ G6-3			B SI 89 C SI 88 S SI 88 B SI 89 B SI 88 B SI 89 4-2 55 G1-3 24 1B BB		C SI 93 F SI 94 F FF 94 B SI 95 X SI 94 1-2 55 G4-3 1B	1 0 1	1 0 0	0 0 1	0 0 0	1 0 0	0 0 0	0 0 0

Inning Stats	1	2	3	4	5	6	7	8	9
	R: 1 E: 0 K: 2 S: 16 H: 3 LOB: 2 BB: 0 P: 25	R: 1 E: 0 K: 0 S: 11 H: 1 LOB: 2 BB: 2 P: 23	R: 0 E: 0 K: 0 S: 10 H: 1 LOB: 0 BB: 0 P: 18	R: 0 E: 0 K: 0 S: 8 H: 0 LOB: 0 BB: 0 P: 12	R: 0 E: 0 K: 0 S: 8 H: 1 LOB: 1 BB: 0 P: 12	R: 0 E: 0 K: 0 S: 6 H: 0 LOB: 0 BB: 0 P: 9	R: 1 E: 0 K: 1 S: 10 H: 1 LOB: 1 BB: 1 P: 17	R: 0 E: 0 K: 2 S: 8 H: 0 LOB: 1 BB: 1 P: 13	R: 0 E: 0 K: 0 S: 20 H: 1 LOB: 2 BB: 0 P: 32

1B: 8 SF: 0
2B: 0 SAC: 1
3B: 0 DP: 0
HR: 0 HBP: 1

WP: 0 PA: 40
PB: 0
SB: 0
CS: 1

PITCHER		IP	WLS	BF	H	R	ER	SO	BB	IBB	HBP	BLK	WP	HR	S	P	ERA	WHIP
49 Jair Jurrjens, R ERA: 1.72	(1, 1)	6.0	L	25	6	2	2	2	2	0	0	0	0	0	59	99	3.00	1.333
58 Peter Moylan, R ERA: 9.0	(7, 1)	1.0		5	1	1	1	1	1	0	0	0	0	0	10	17	9.00	2.000
Rafael Soriano, R ERA: 1.0	(8, 1)	1.0		4	0	0	0	2	1	0	0	0	0	0	8	13	0.00	1.000
30 Jeff Bennett, R ERA: 0.96	(9, 1)	0.1		2	1	0	0	0	0	0	0	0	0	0	6	9	0.00	3.000
34 Eric O'Flaherty, L ERA: 4.76	(9, 1)	0.1		2	0	0	0	0	0	0	1	0	0	0	6	12	0.00	0.000

PITCHER		IP	WLS	BF	H	R	ER	SO	BB	IBB	HBP	BLK	WP	HR	S	P	ERA	WHIP
38 Buddy Carlyle, R ERA: 7.36	(9, 1)	0.1		1	0	0	0	0	0	0	0	0	0	0	8	11	0.00	0.000

TOP

St. Louis Cardinals @ Atlanta Braves

Turner Field, Atlanta, GA

Mon Apr 27 2009, 7:00 PM EDT
Att. 16,739 - Partly Cloudy - 76 F

livebaseballscorecards.com

AB	33
R	3
H	8
RBI	3
BB	4
SO	5
LOB	15

BOTTOM

St. Louis Cardinals @ Atlanta Braves

Turner Field, Atlanta, GA

Mon Apr 27 2009, 7:00 PM EDT

Att. 16,739 - Partly Cloudy - 76 F

Batter	1	2	3	4	5	6	7	8	9	AB	R	H	RBI	BB	SO	LOB
2 Kelly Johnson, L (1, 4) OBP: 0.295, SLG: 0.391 58 Peter Moylan, R (7, 1) Rafael Soriano, R (8, 1) 20 Greg Norton, S (8, PH) OBP: 0.188, SLG: 0.143 30 Jeff Bennett, R (9, 1) 34 Eric O'Flaherty, L (9, 1) 38 Buddy Carlyle, L (9, 1)	B FF 88 F SI 87 X CH 82 1-1 G4-3 ①	C CU 75 X CH 82 0-1 G3 ②	1 SAFE F SI 86 F SI 86 X CH 82 0-2 G6-3 ①② 1-2f	C CU 74 B FF 91 C CU 75 B CU 75 B SL 89 B CU 77 4-2 10 BB BB		3	0	0	0	0	0	1
										0	0	0	0	0	0	0
										0	0	0	0	0	0	0
										0	0	0	0	1	0	0
										0	0	0	0	0	0	0
										0	0	0	0	0	0	0
										0	0	0	0	0	0	0
19 Yunel Escobar, R (1, 6) OBP: 0.352, SLG: 0.446	B SI 89 X FF 88 1-0 G5-3 ②	B SL 83 X SI 88 1-0 G5-3 ③	C SI 89 C FF 88 B SL 84 X SL 84 1-2 10 PO 1B	X SL 87 0-0 F8 ②		4	0	1	0	0	0	2
10 Chipper Jones, S (1, 5) OBP: 0.400, SLG: 0.537	B SI 88 B FF 87 X SI 87 2-0 G4-3 ③	B CU 73 B CU 71 X SI 86 2-0 G4-3 ①	F CU 74 B FF 88 B SI 88 1 SAFE 2-1 PO ③ 1-2	X CH 81 0-0 22 2B 7 SF8 1B	B SL 88 B SL 88 B FF 92 B SL 88 4-0 1-2 2-3 BB	3	1	1	0	1	0	0
22 Casey Kotchman, L (1, 3) OBP: 0.382, SLG: 0.426		C SI 86 X CH 80 0-1 28 G4-3 8 2B 2B	C SI 87 C FF 87 B FF 88 X CH 82 1-2 7 G6-4-3 1B	F SI 86 C SI 88 X SI 88 0-2 1-3 2B	B CU 74 F SI 92 B CU 74 X SL 86 2-1 F9 ③	4	1	3	0	0	0	3
7 Jeff Francoeur, R (1, 9) OBP: 0.304, SLG: 0.440		C SI 88 B FF 87 X SI 88 1-1 F8 ①	D SL 84 B FF 87 X SI 87 2-0 G6-4-3 ②③ 1-2f	X FF 90 0-0 SF8 ① 3-H	S FF 90 F FF 88 X FF 88 0-2 L3 ①	3	0	0	1	0	0	2
28 Brandon Jones, L (1, 7) OBP: 0.375, SLG: 0.286		C CU 76 X CH 82 0-1 G4-3 ② 2-3	B CU 73 X SI 86 1-0 F7 ①	B CU 76 B CU 76 C SI 87 T SI 87 F CH 83 S CH 84 2-3 K ②	C CU 76 S FS 83 B FS 84 B FS 84 B FF 92 F FS 83 X FF 92 3-2 G4-3 ②	4	0	0	0	0	1	2
8 David Ross, R (1, 2) OBP: 0.500, SLG: 0.773	B SI 88 F CH 81 F SI 88 B SL 84 D SI 89 X FF 88 3-2 3-H 2B		C SI 86 B SL 82 B SI 86 X SI 86 2-1 G6-3 ②	B FF 94 B FF 94 C FF 94 F FF 94 C SL 86 2-3 K ③	C FF 89 F SI 92 S FF 90 0-3 K ③	4	0	1	1	0	2	1
24 Jordan Schafer, L (1, 8) OBP: 0.378, SLG: 0.435		C FF 86 F FF 90 X FF 88 0-2 F8 ③	C CU 75 S CU 76 B CH 83 X FF 89 1-2 G3-1 ③	C SI 91 X CU 75 0-1 10 BB 4 SH1-3 1B		3	0	1	0	0	0	1
49 Jair Jurrjens, R (1, 1) OBP: 0.200, SLG: 0.111 4 Omar Infante, R (6, PH) OBP: 0.343, SLG: 0.406 (7, 4)			C SI 86 B SI 87 X SI 87 1-1 P4 ①	B FF 87 B SI 86 C FF 87 X SI 87 2-1 2 G6-3 1B	X FF 90 0-0 SH1-3 ① 1-2	1	0	0	0	0	0	0
						1	0	1	0	0	0	0

Inning Stats	1	2	3	4	5	6	7	8	9
	R: 0 E: 0 K: 0 S: 4 H: 0 LOB: 0 BB: 0 P: 8	R: 1 E: 0 K: 0 S: 12 H: 2 LOB: 1 BB: 0 P: 16	R: 0 E: 0 K: 0 S: 5 H: 0 LOB: 0 BB: 0 P: 7	R: 0 E: 0 K: 0 S: 5 H: 1 LOB: 0 BB: 0 P: 10	R: 0 E: 0 K: 0 S: 6 H: 0 LOB: 0 BB: 0 P: 10	R: 0 E: 0 K: 0 S: 9 H: 2 LOB: 0 BB: 0 P: 14	R: 1 E: 0 K: 2 S: 12 H: 2 LOB: 1 BB: 0 P: 16	R: 0 E: 0 K: 0 S: 8 H: 1 LOB: 3 BB: 2 P: 18	R: 0 E: 0 K: 1 S: 10 H: 0 LOB: 0 BB: 0 P: 13

AB	30
R	2
H	8
RBI	2
BB	2
SO	3
LOB	12

1B: 5	SF: 1	WP: 0	PA: 35
2B: 3	SAC: 1	PB: 0	
3B: 0	DP: 2	SB: 0	
HR: 0	HBP: 0	CS: 0	

livebaseballscorecards.com

PITCHER		IP	WLS	BF	H	R	ER	SO	BB	IBB	HBP	BLK	WP	HR	S	P	ERA	WHIP
35 Joel Pineiro, R ERA: 3.76	(1, 1)	6.2	W	24	7	2	2	1	0	0	0	0	0	0	50	76	2.70	1.050
34 Chris Perez, R ERA: 3.0	(7, 1)	0.1	H	1	0	0	0	1	0	0	0	0	0	0	3	5	0.00	0.000
46 Kyle McClellan, R ERA: 1.64	(8, 1)	1.0	H	6	1	0	0	0	2	0	0	0	0	0	8	18	0.00	3.000
31 Ryan Franklin, R ERA:	(9, 1)	1.0	S	3	0	0	0	1	0	0	0	0	0	0	10	13	0.00	0.000

PITCHER	IP	WLS	BF	H	R	ER	SO	BB	IBB	HBP	BLK	WP	HR	S	P	ERA	WHIP

Batter	1	2	3	4	5	6	7	8	9	AB	R	H	RBI	BB	SO	LOB
23 Brian Barden, R (1, 5) OBP: 0.450, SLG: 0.667	C SI 90 C FF 90 F SL 84 F SI 90 S CH 84 0-3 ① K	S CH 83 D CH 82 C FF 90 B SL 84 F SL 84 X CH 84 2-2 ③ FC6-4 1-2f			B SI 89 S SI 90 X SI 89 1-1 ③ G4-3			B SI 89 X SI 88 1-0 ③ G1-3		4	0	0	0	0	1	1
28 Colby Rasmus, L (1, 8) OBP: 0.381, SLG: 0.333 (7, 7)	B FF 90 C FF 90 H SI 90 2-1 5 BB 4 1B HBP		B SL 82 X FF 89 1-0 ① G3			F FF 89 X FF 90 0-1 ① G4-3			C FF 93 F FF 94 B FF 95 S SL 86 1-3 ① K	3	1	0	0	0	1	0
5 Albert Pujols, R (1, 3) OBP: 0.448, SLG: 0.653	B SI 91 F SI 90 B FF 90 B CU 77 1 SAFE B SI 90 4-1 4 1B 1-2 BB		B SI 89 C SI 89 B SI 89 F CH 84 X SI 91 2-2 ② L8			B SI 90 B SI 89 B SI 90 X SI 90 3-0 ② F9			B FF 94 B FF 94 B SL 85 C FF 95 C FF 94 C SL 86 3-3 ② K	3	0	0	0	1	1	0
47 Ryan Ludwick, R (1, 9) OBP: 0.333, SLG: 0.577	C SI 90 F SL 83 D SI 90 D SL 84 S SI 91 2-3 ② K		B CU 75 B SL 83 X SI 91 2-0 ③ G5-3			X SI 90 0-0 ③ F9			C SL 83 S SL 85 B FF 94 B FF 94 S SL 85 2-3 ③ K	4	0	0	0	0	2	2
4 Yadier Molina, R (1, 2) OBP: 0.423, SLG: 0.529	C CU 76 X SL 85 0-1 ① 1B 1-2 2-H			X SI 88 0-0 ① F9			X SI 89 0-0 3 G6-4-3 1B			3	0	2	1	0	0	0
16 Chris Duncan, L (1, 7) 30 Jason Motte, R (7, 1) 46 Kyle McClellan, R (8, 1) 36 Dennys Reyes, R (8, 1)	B SI 90 C FF 90 S SL 85 F FF 91 B SL 84 B SL 83 S SL 84 3-3 ③ K			B SL 83 X FF 89 1-0 ② G4-3			C FF 89 C SI 90 B FF 90 C FF 91 1-3 ① K			3 0 0 0	0 0 0 0	0 0 0 0	0 0 0 0	0 0 0 0	2 0 0 0	3 0 0 0
3 Khalil Greene, R (1, 6) OBP: 0.324, SLG: 0.344		B SI 89 S CH 82 C CH 82 S SL 85 1-3 ① K		B SI 89 C FF 89 B SL 84 C CH 82 B SI 89 X SI 90 3-2 ③ G4-3			1 SAFE B CH 83 F SL 83 1 SAFE B FF 90 B CH 84 X SI 90 3-1 ② ③ G6-4-3 1-2f			3	0	0	0	0	1	1
13 Brendan Ryan, R (1, 4) OBP: 0.300, SLG: 0.343		B FF 90 C SI 89 S SL 84 B FF 89 F CH 83 S SL 84 2-3 ② K			B SL 81 L FF 89 F FF 88 X FF 90 1-2 ① G6-3			B SI 89 C SI 89 C SL 77 C SL 78 1-3 ① K		3	0	0	0	0	2	0
26 Kyle Lohse, R (1, 1) OBP: 0.273, SLG: 0.273 24 Rick Ankiel, L (7, 8) OBP: 0.329, SLG: 0.415		B SI 90 F SI 90 X SI 90 1-1 23 FC6-4 1B			F SI 89 S SL 84 S FF 89 0-3 ② K			B CH 78 S CH 80 S SL 76 B CH 80 F SL 77 F SI 90 X SI 90 2-2 ② G4-3		2 1	0 0	1 0	0 0	0 0	1 0	0 0
Inning Stats	R: 1 E: 0 K: 3 S: 16 H: 1 LOB: 2 BB: 1 P: 27	R: 0 E: 0 K: 2 S: 13 H: 1 LOB: 1 BB: 0 P: 19	R: 0 E: 0 K: 0 S: 5 H: 0 LOB: 0 BB: 0 P: 10	R: 0 E: 0 K: 0 S: 5 H: 0 LOB: 0 BB: 0 P: 9	R: 0 E: 0 K: 1 S: 8 H: 0 LOB: 0 BB: 0 P: 10	R: 0 E: 0 K: 0 S: 4 H: 0 LOB: 0 BB: 0 P: 7	R: 0 E: 0 K: 1 S: 6 H: 1 LOB: 0 BB: 0 P: 10	R: 0 E: 0 K: 1 S: 9 H: 0 LOB: 0 BB: 0 P: 13	R: 0 E: 0 K: 3 S: 9 H: 0 LOB: 0 BB: 0 P: 15	1B: 3 2B: 0 3B: 0 HR: 0	SF: 0 SAC: 0 DP: 1 HBP: 1					

TOP

St. Louis Cardinals @ Atlanta Braves

Turner Field, Atlanta, GA

Tue Apr 28 2009, 7:00 PM EDT
Att. 18,121 - Partly Cloudy - 76 F

livebaseballscorecards.com

AB	29
R	1
H	3
RBI	1
BB	1
SO	11
LOB	7

WP: 0 PA: 31
PB: 0
SB: 0
CS: 0

PITCHER		IP	WLS	BF	H	R	ER	SO	BB	IBB	HBP	BLK	WP	HR	S	P	ERA	WHIP
37 Jo-Jo Reyes, L ERA: 4.26	(1, 1)	7.0		25	3	1	1	7	1	0	1	0	0	0	57	92	1.29	0.571
58 Peter Moylan, R ERA: 7.88	(8, 1)	1.0	W	3	0	0	0	1	0	0	0	0	0	0	9	13	0.00	0.000
51 Michael Gonzalez, L ERA: 4.32	(9, 1)	1.0	S	3	0	0	0	3	0	0	0	0	0	0	9	15	0.00	0.000

PITCHER		IP	WLS	BF	H	R	ER	SO	BB	IBB	HBP	BLK	WP	HR	S	P	ERA	WHIP

BOTTOM

St. Louis Cardinals @ Atlanta Braves

Turner Field, Atlanta, GA

Tue Apr 28 2009, 7:00 PM EDT
Att. 18,121 - Partly Cloudy - 76 F

livebaseballscorecards.com

Batter	1	2	3	4	5	6	7	8	9	AB	R	H	RBI	BB	SO	LOB
4 Omar Infante, R (1, 4) OBP: 0.359, SLG: 0.400	C SI 90 F SI 90 B CH 80 X SL 84 1-2 19 G6-3 1B		C SL 82 F SI 90 B SI 91 F CH 82 F SI 91 B SL 83 C SI 91 2-3 ① K		C SL 83 C CH 82 F SI 90 B SI 90 B SI 90 X CH 80 2-2 ② F8			B SL 87 B SI 90 B FF 90 C SI 91 B SI 91 4-1 7 BB 19 SH2-4 23 1B BB		3	1	1	0	1	1	0
19 Yunel Escobar, R (1, 6) OBP: 0.351, SLG: 0.441	C SI 90 F SI 90 B SI 91 X SL 83 1-2 ① G6-3 1-2		B SI 91 X SL 81 1-0 10 BB 22 FC3-6-2-5 1B		B SI 90 B SI 91 C SI 89 X SI 90 2-1 ③ P4			L SL 86 B CU 74 1 SAFE X SL 86 1-1 ① SH2-4 1-2		3	0	1	0	0	0	1
10 Chipper Jones, S (1, 5) OBP: 0.438, SLG: 0.537	B CH 82 B SL 85 S CH 82 B CU 76 B SL 84 4-1 22 G3-6-3 BB		D SI 90 B CU 75 B SI 90 C SI 90 1 SAFE B CU 75 4-1 22 FC3-6-2-5 1-2 BB			B SI 90 C SI 90 B SI 89 B CH 81 B SI 90 4-1 7 G6-4-3 BB		B SL 87 B CU 75 B SI 90 D CU 75 4-0 7 BB 23 1B BB		0	1	0	0	4	0	0
22 Casey Kotchman, L (1, 3) OBP: 0.363, SLG: 0.403	B CH 82 C SI 92 B CH 82 X SL 84 2-1 ②③ G3-6-3 1-2f		C CH 82 X SL 84 0-1 ②③ FC3-6-2-5 1-2 2-H			B SI 89 1 SAFE C SI 88 F SI 89 T CH 81 1-2 ① K		B SL 87 C SI 91 C CU 76 S CU 75 1-3 ② K		4	0	0	0	0	2	7
7 Jeff Francoeur, R (1, 9)		C SI 90 C SI 90 B SL 83 B SI 90 X CH 82 2-2 ① G6-3		F SI 90 X CH 81 0-1 ① G5-3		X SL 83 0-0 ②③ G6-4-3 1-2f		C SL 87 B SL 87 B FF 91 B SL 86 B SL 88 4-1 23 1B 1-2 2-3 BB		3	0	0	0	1	0	1
23 Matt Diaz, R (1, 7) OBP: 0.321, SLG: 0.417		C SI 91 F SL 83 B SI 90 C SI 92 1-3 ② K		B SL 82 S SI 90 F SL 82 B SI 91 S CH 81 2-3 ② K2-3			X FC 87 0-0 ① G6-3	F SL 88 B CU 72 F SL 87 B CU 76 F SL 87 B SL 87 X 3-2 1-3 2-H 3-H 1B		4	0	1	2	0	2	0
24 Jordan Schafer, L (1, 8) OBP: 0.397, SLG: 0.446		B SI 91 S CH 83 B FF 91 F SI 91 B SI 91 B SI 90 4-2 8 1B BB		F SI 91 B FF 91 F CH 82 B SI 92 F CH 82 X SI 91 2-2 1B			F FF 96 S FF 95 X FF 96 0-2 1B	B CH 83 S CH 82 C CH 82 1 SAFE S SL 80 1-3 ③ K		3	0	2	0	1	1	2
8 David Ross, R (1, 2) OBP: 0.484, SLG: 0.720		X SI 91 0-0 1-2 1B		C SL 82 1 SAFE F SI 90 1 SAFE F SL 82 F CH 82 F SI 90 S SI 92 0-3 ③ K			1 SAFE F FF 94 B SI 92 1 SAFE F FC 88 C CU 79 1-3 ② K			3	0	1	0	0	2	2
37 Jo-Jo Reyes, L (1, 1) 20 Greg Norton, S (7, PH) OBP: 0.176, SLG: 0.133 58 Peter Moylan, R (8, 1) 51 Michael Gonzalez, R (9, 1)		C CU 75 F SL 82 B SI 92 S CH 81 1-3 ③ K			B SI 88 S SI 89 X CH 81 1-1 ① G4-3		F FF 94 B CU 82 X FF 95 1-1 ③ F8			2 1 0 0	0 0 0 0	0 0 0 0	0 0 0 0	0 0 0 0	1 0 0 0	2 1 0 0
Inning Stats	R: 0 E: 0 K: 0 S: 9 H: 1 LOB: 1 BB: 1 P: 17	R: 0 E: 0 K: 2 S: 12 H: 1 LOB: 2 BB: 1 P: 20	R: 0 E: 0 K: 1 S: 9 H: 1 LOB: 1 BB: 1 P: 16	R: 0 E: 0 K: 2 S: 15 H: 1 LOB: 1 BB: 0 P: 19	R: 0 E: 0 K: 0 S: 8 H: 0 LOB: 0 BB: 0 P: 13	R: 0 E: 0 K: 1 S: 5 H: 0 LOB: 0 BB: 1 P: 10	R: 0 E: 0 K: 1 S: 9 H: 1 LOB: 1 BB: 0 P: 11	R: 2 E: 0 K: 2 S: 14 H: 1 LOB: 2 BB: 3 P: 32		1B: 6 2B: 1 3B: 0 HR: 0 SF: 0 SAC: 1 DP: 3 HBP: 0					WP: 0 PB: 0 SB: 0 CS: 0 PA: 34	

	AB	26
	R	2
	H	6
	RBI	2
	BB	7
	SO	9
	LOB	16

PITCHER		IP	WLS	BF	H	R	ER	SO	BB	IBB	HBP	BLK	WP	HR	S	P	ERA	WHIP
26 Kyle Lohse, R ERA: 1.97	(1, 1)	6.0		23	4	0	0	6	4	0	0	0	0	0	58	95	0.00	1.333
30 Jason Motte, R ERA: 4.82	(7, 1)	1.0	H	4	1	0	0	1	0	0	0	0	0	0	9	11	0.00	1.000
46 Kyle McClellan, R ERA: 3.09	(8, 1)	0.2	L	6	1	2	2	1	3	0	0	0	0	0	11	28	27.00	6.000
36 Dennys Reyes, L ERA: 2.84	(8, 1)	0.1		1	0	0	0	1	0	0	0	0	0	0	3	4	0.00	0.000

PITCHER	IP	WLS	BF	H	R	ER	SO	BB	IBB	HBP	BLK	WP	HR	S	P	ERA	WHIP

St. Louis Cardinals @ Atlanta Braves

Turner Field, Atlanta, GA

Wed Apr 29 2009, 7:00 PM EDT

Att. 19,127 - Partly Cloudy - 78 F

TOP

livebaseballscorecards.com

Batter	1	2	3	4	5	6	7	8	9	AB	R	H	RBI	BB	SO	LOB
55 Skip Schumaker, L (1, 4) OBP: 0.365, SLG: 0.354	C FF 90 F SL 86 X FF 91 0-2 ① G4-3		C CH 83 B CU 77 X SL 86 1-1 2-H 1B		C SI 90 F SL 84 S SL 83 0-3 ① K		F FF 91 X FF 92 0-1 ② G6-3			4	0	1	1	0	1	2
28 Colby Rasmus, L (1, 9) (8, 7) OBP: 0.358, SLG: 0.310	B FF 92 X FF 92 1-0 ② F9		S SL 87 X FF 91 0-1 ③ F8		F CH 83 F CH 77 F FF 90 S SL 84 0-3 ② K		C CU 74 S CU 68 B SL 83 B CH 73 S CU 70 2-3 ③ K			4	0	0	0	0	2	3
5 Albert Pujols, R (1, 3) OBP: 0.450, SLG: 0.646	F SI 92 X FF 92 0-1 ③ F9			F FF 90 S SI 92 B CU 68 B SL 86 B CU 69 F SL 84 F SI 92 X SI 92 3-2 ① F8	F SI 92 X SI 92 0-1 16 1B 24 1B 1-2 2-H 1B			B FF 91 X SI 90 1-0 1B		4	1	2	1	0	0	0
16 Chris Duncan, L (1, 7) OBP: 0.392, SLG: 0.522 30 Jason Motte, R (8, 1) 31 Ryan Franklin, R (8, 1)		F FF 91 X SL 86 0-1 ① G4-3		C CU 76 S SL 85 B CH 75 B CH 78 B CH 79 B SL 85 4-2 BB	X FF 91 0-0 24 1B 1-2 2-H 1B			B FF 90 X FF 90 1-0 ① P5		3 0 0	0 0 0	1 0 0	1 0 0	1 0 0	0 0 0	1 0 0
24 Rick Ankiel, L (1, 8) OBP: 0.325, SLG: 0.406		C CU 76 S CH 78 B CH 73 S CH 77 1-3 ② K		F FF 87 B SL 81 X SL 85 1-1 ② P6	F SL 78 S CU 72 X FF 91 0-2 ③ 1-3 2-H 1B			1 SAFE S CH 77 D CH 79 S CU 73 S CU 70 1-3 ② K		4	0	1	1	0	2	2
4 Yadier Molina, R (1, 2) OBP: 0.402, SLG: 0.500		C FF 91 B SL 86 X SI 92 1-1 ③ G5-3		B SL 84 B SL 83 X FF 91 2-0 ③ F9		C FF 88 X CU 73 0-1 ① L5		B SI 90 X CU 76 1-0 ③ F9		4	0	0	0	0	0	2
22 Joe Thurston, L (1, 5) OBP: 0.386, SLG: 0.440			C FF 90 B C B SL 85 S 2-3 ① K		B SL 84 X FF 90 1-0 23 1B 50 1B 1B	X FF 90 0-0 ② F7			B SI 92 S FF 92 B FF 93 B FF 92 X FF 91 3-1 ① F8	4	1	1	0	0	1	0
13 Brendan Ryan, R (1, 6) OBP: 0.317, SLG: 0.389 23 Brian Barden, R (5, PH) (5, 6) OBP: 0.442, SLG: 0.641			X FF 91 0-0 55 1B 2B		B FF 91 B CH 81 F FF 90 F FF 91 X CU 73 2-2 50 1B 5 1B 1-3 1B	B FF 88 X SI 91 1-0 ③ G5-3			B SL 84 F FF 92 T FF 93 F FF 92 S FF 94 1-3 ② K	1 3	1 1	1 1	0 0	0 0	0 1	0 0
50 Adam Wainwright, R (1, 1) OBP: 0.200, SLG: 0.300 36 Dennys Reyes, R (7, 1) 34 Chris Perez, R (7, 1) 47 Ryan Ludwick, R (8, 9) OBP: 0.329, SLG: 0.569			S SI 91 B S SI 91 S 1-3 ② K		F SL 82 X CU 70 0-1 5 1B 16 1B 1-2 3-H 1B		F SI 89 B CU 69 C FF 90 S SL 81 1-3 ① K		T FF 93 B FF 93 C FF 94 S FF 94 1-3 ③ K	3 0 0 1	1 0 0 0	1 0 0 0	1 0 0 0	0 0 0 0	2 0 0 0	1 0 0 0

	AB	35
	R	5
	H	9
	RBI	5
	BB	1
	SO	10
	LOB	11

Inning Stats																		
	R: 0	H: 0	R: 0	H: 0	R: 1	H: 2	R: 0	H: 0	R: 4	H: 6	R: 0	H: 0	R: 0	H: 0	R: 0	H: 1	R: 0	H: 0
	E: 0	LOB: 0	E: 0	LOB: 0	E: 0	LOB: 1	E: 0	LOB: 1	E: 0	LOB: 2	E: 0	LOB: 0	E: 0	LOB: 0	E: 0	LOB: 1	E: 0	LOB: 0
	K: 0	BB: 0	K: 1	BB: 0	K: 2	BB: 0	K: 0	BB: 1	K: 2	BB: 0	K: 0	BB: 0	K: 2	BB: 0	K: 1	BB: 0	K: 2	BB: 0
	S: 6	P: 7	S: 7	P: 9	S: 11	P: 15	S: 10	P: 20	S: 19	P: 22	S: 4	P: 5	S: 8	P: 11	S: 6	P: 10	S: 9	P: 14

	1B: 8	SF: 0
	2B: 1	SAC: 0
	3B: 0	DP: 0
	HR: 0	HBP: 0

	WP: 0	PA: 36
	PB: 0	
	SB: 0	
	CS: 0	

PITCHER		IP	WLS	BF	H	R	ER	SO	BB	IBB	HBP	BLK	WP	HR	S	P	ERA	WHIP
33 Javier Vazquez, R ERA: 3.38	(1, 1)	8.0	L	33	9	5	5	8	1	0	0	0	0	0	71	99	5.62	1.250
Rafael Soriano, R ERA: 0.9	(9, 1)	1.0		3	0	0	0	2	0	0	0	0	0	0	9	14	0.00	0.000

PITCHER		IP	WLS	BF	H	R	ER	SO	BB	IBB	HBP	BLK	WP	HR	S	P	ERA	WHIP

BOTTOM

Batter	1	2	3	4	5	6	7	8	9	AB	R	H	RBI	BB	SO	LOB
4 Omar Infante, R (1, 4) OBP: 0.386, SLG: 0.425	X SI 90 0-0 19 G6-3 1B	B FC 86 B FC 86 C SI 92 B SI 92 X SI 92 3-1 1-2 2-H 1B		C SI 90 C SI 89 B CU 76 F CH 80 S FC 86 1-3 ② K		F SI 90 C CU 74 F CU 75 X SI 90 0-2 19 G6-4-3 1B		C FF 89 X FC 89 0-1 ③ L4		5	0	3	1	0	1	2
19 Yunel Escobar, R (1, 6) OBP: 0.329, SLG: 0.411	B SI 90 X SI 89 1-0 ① G6-3 1-2	X FC 86 0-0 ③ F9		B SI 90 C SI 90 B FC 85 X SI 89 2-1 ③ F9		B FC 86 C SI 90 X SI 90 1-1 ②③ G6-4-3 1-2f			C FF 88 X FF 89 0-1 ① G6-3	5	0	0	0	0	0	4
10 Chipper Jones, S (1, 5) OBP: 0.420, SLG: 0.508	B SI 92 C FC 87 B FC 86 X FC 87 2-1 ② F7		B CU 71 F SI 91 F CH 81 X CU 76 1-2 ① G4-3		F FF 91 X FC 87 0-1 ① P6		X SI 91 0-0 ① L4		X CU 76 0-0 7 FC4-6 1B	5	0	1	0	0	0	1
22 Casey Kotchman, L (1, 3) OBP: 0.376, SLG: 0.421	B SI 93 C FC 86 B CH 83 B FC 87 C SI 94 B FC 87 4-2 BB		X SI 92 0-0 7 E 2B		C FF 92 B CU 73 F FC 86 F CU 76 B CU 77 B SI 92 X SI 91 3-2 24 BB 7 1B 1B		B SI 91 C SI 91 F SI 91 S SL 82 1-3 ② K		X CU 76 0-0 ② F7	4	1	2	0	1	1	1
7 Jeff Francoeur, R (1, 9) OBP: 0.307, SLG: 0.422	S FC 87 X FF 92 0-1 ③ F9		S CU 73 S FC 86 X FC 87 0-2 E9 23 G5-3 24 WP 2-H 1B		C FC 85 B SI 91 B SI 92 C SI 92 F SI 92 B FC 86 X FC 85 3-2 24 BB 1-2 1B		F FF 94 C FF 94 B SL 86 S SL 84 1-3 ③ K		F SL 87 B FF 91 F SL 88 F SI 92 F CU 78 X FF 90 1-2 ③ FC4-6 1-2f	5	1	2	0	0	1	3
23 Matt Diaz, R (1, 7) OBP: 0.317, SLG: 0.392		B SI 89 C SI 89 B FC 85 C SI 91 B FC 86 B SI 91 4-2 33 FC1-5 24 G1-3 BB	F SI 91 F SI 92 X CU 76 0-2 ② G5-3 2-3		X FF 92 0-0 ② F8			C FF 94 X CU 78 0-1 ① G5-3		3	0	0	0	1	0	3
24 Jordan Schafer, L (1, 8) OBP: 0.415, SLG: 0.439	X SI 90 0-0 ① G1-3 1-2	S CH 81 C SI 91 B CU 75 B CU 75 B SI 93 F SI 91 F FF 91 B SI 91 4-2 8 S 3-H BB		B CH 80 F SI 92 B CH 82 F FC 86 B CU 74 B CH 82 4-2 1-2 2-3 BB		B CU 79 B FF 95 B FF 94 B FF 93 4-0 8 G1-3 BB		1	0	0	0	3	0	1
8 David Ross, R (1, 2) OBP: 0.457, SLG: 0.643	B SI 91 F FC 86 B FF 91 B SI 92 B SI 92 4-1 33 FC1-5 4 1B BB	F SI 90 1 SAFE B CU 72 B FC 87 B SI 91 X SI 90 3-1 ③ F8 1-2		C FC 85 C CU 74 F CU 76 D CU 76 B FC 85 B FF 90 C CU 74 3-3 ③ K		D FF 95 B FC 91 C FF 96 F FF 96 X CU 80 2-2 ② G1-3 1-2		3	1	0	0	1	1	5
33 Javier Vazquez, R (1, 1) 20 Greg Norton, S (8, PH) OBP: 0.222, SLG: 0.133 Rafael Soriano, R (9, 1)		X SI 90 0-0 ② FC1-5 4 1B 1-2 2-3f		C SI 88 B SI 89 X SI 88 1-1 ① G6-3		C SI 89 B FC 80 X SI 88 1-1 ① F8		C FF 96 B FF 95 B FF 96 B FF 95 C CU 79 B FF 96 4-2 BB		3 0 0	0 0 0	0 0 0	0 0 0	0 1 0	0 0 0	2 0 0
Inning Stats	R: 0 E: 0 K: 0 S: 8 H: 1 LOB: 2 BB: 1 P: 15	R: 1 E: 0 K: 0 S: 8 H: 1 LOB: 2 BB: 2 P: 19	R: 2 E: 1 K: 0 S: 16 H: 2 LOB: 1 BB: 1 P: 24	R: 0 E: 0 K: 1 S: 8 H: 0 LOB: 0 BB: 0 P: 12	R: 0 E: 0 K: 1 S: 17 H: 2 LOB: 3 BB: 1 P: 30	R: 0 E: 0 K: 0 S: 8 H: 1 LOB: 0 BB: 0 P: 10	R: 0 E: 0 K: 2 S: 7 H: 0 LOB: 0 BB: 0 P: 9	R: 0 E: 0 K: 0 S: 9 H: 0 LOB: 2 BB: 2 P: 19	R: 0 E: 0 K: 0 S: 9 H: 1 LOB: 1 BB: 0 P: 10	1B: 7 2B: 1 3B: 0 HR: 0 SF: 0 SAC: 0 DP: 1 HBP: 0						

PITCHER	IP	WLS	BF	H	R	ER	SO	BB	IBB	HBP	BLK	WP	HR	S	P	ERA	WHIP
50 Adam Wainwright, R (1, 1) ERA: 2.76	6.0	W	29	7	3	2	2	5	0	0	0	1	0	65	110	3.00	2.000
36 Dennys Reyes, L (7, 1) ERA: 2.57	0.2	H	2	0	0	0	1	0	0	0	0	0	0	4	5	0.00	0.000
34 Chris Perez, R (7, 1) ERA: 2.84	0.1	H	1	0	0	0	1	0	0	0	0	0	0	3	4	0.00	0.000
30 Jason Motte, R (8, 1) ERA: 4.5	0.2	H	4	0	0	0	0	2	0	0	0	0	0	7	17	0.00	3.000
31 Ryan Franklin, R (8, 1) ERA:	1.1	S	5	1	0	0	0	0	0	0	0	0	0	11	12	0.00	0.750

PITCHER	IP	WLS	BF	H	R	ER	SO	BB	IBB	HBP	BLK	WP	HR	S	P	ERA	WHIP

St. Louis Cardinals @ Atlanta Braves

Turner Field, Atlanta, GA

Wed Apr 29 2009, 7:00 PM EDT

Att. 19,127 - Partly Cloudy - 78 F

St.

livebaseballscorecards.com

AB	34
R	3
H	8
RBI	1
BB	7
SO	4
LOB	22

WP: 1	PA:	41
PB: 0		
SB: 1		
CS: 0		

Batter	1	2	3	4	5	6	7	8	9	AB	R	H	RBI	BB	SO	LOB
3 Kazuo Matsui, S (1, 4) OBP: 0.307, SLG: 0.328	B SI 87 X SI 89 1-0 G6-3 ①	B SI 88 B SI 88 B SI 88 C SI 87 X SI 88 3-1 1-3 1B		B SL 82 F SL 81 B SI 88 F SL 81 B SI 89 S SL 82 3-3 K ③			B SL 80 F SL 81 F SL 81 B CH 83 F SI 88 F SI 88 F SI 89 F SL 82 B CH 84 3-2 X SI 88 G3 ②		B SI 94 B FF 94 B FF 93 B FF 93 4-0 21 1B 21 WP BB	4	0	1	0	1	1	1
21 Michael Bourn, L (1, 8) OBP: 0.369, SLG: 0.419	C SI 88 X SL 82 0-1 17 G4-3 3B	B SI 88 F SI 88 X SL 82 1-1 G4-3 ③			C SL 80 C SL 80 B SI 87 X SL 81 1-2 F7 ①		X SL 80 0-0 17 1B 1B		C FF 94 B SI 94 B FF 93 F FF 93 B SL 89 X FF 93 3-2 1-3 17 DI 1B	5	1	3	0	0	0	2
17 Lance Berkman, S (1, 3) OBP: 0.320, SLG: 0.380	B SI 89 B SI 88 S SL 82 X SI 89 2-1 G4-3 ② 3-H		B SI 88 C SI 89 X SI 88 1-1 G4-3 ①		C SL 81 B SI 88 S SI 88 F SI 89 B SL 82 F SI 88 X SI 88 2-2 F7 ②		1 SAFE S SI 89 F SI 89 D SL 82 B SL 82 B SI 90 F SL 82 F SL 82 X SI 89 3-2 45 FC6-4 1-3 1B		C FF 91 B SL 82 X SL 82 1-1 F7 ③ 1-2	5	0	1	1	0	0	2
45 Carlos Lee, R (1, 7) OBP: 0.308, SLG: 0.518	B SI 89 C SL 82 X SL 82 1-1 10 E 2B		C SI 89 B SI 89 X SI 90 1-1 F9 ②		C SL 82 B SI 90 X SI 89 1-1 10 CS 1B		B SL 78 F SI 90 B SL 76 X SI 90 2-1 FC6-4 ③ 1-2f			4	0	2	0	0	0	2
10 Miguel Tejada, R (1, 6) OBP: 0.337, SLG: 0.366	C SI 88 B SI 90 X SI 88 1-1 E1 2-3		X SI 88 0-0 L6 ③		1 SAFE C SL 82 0-1 CS ③ 1-2	C SI 86 C SI 87 B SI 87 X SL 81 1-2 G6-3 ①		C FF 94 F SI 95 B SL 89 B CU 88 B FF 96 S SI 94 3-3 K ①		4	0	0	0	0	1	1
9 Hunter Pence, R (1, 9) OBP: 0.359, SLG: 0.475	B SL 82 X SI 88 1-0 G6-3 ③			B SI 89 B SL 82 C SI 88 S SI 89 B SL 83 B SL 83 4-2 77 1B 11 FC5-4 BB		B SL 80 B SI 88 B SI 88 B SI 87 4-0 27 G1-3 BB		S FF 95 F FF 96 B SI 95 X SI 96 1-2 27 G3-6-1 1B		2	1	1	0	2	0	2
27 Geoff Blum, S (1, 5) OBP: 0.364, SLG: 0.338		B SI 87 C SI 88 F SI 88 S SL 81 1-3 K ①		F SI 88 T SI 88 T SI 88 0-2 K ①		X SI 87 0-0 G1-3 ② 1-2		X SI 96 0-0 G3-6-1 ②③ 1-2f		4	0	0	0	0	2	3
77 Ivan Rodriguez, R (1, 2) OBP: 0.286, SLG: 0.403		F SL 80 S SL 81 X SL 81 0-2 F8 ②		1 SAFE F SI 89 X SI 88 0-1 11 FC5-4 1-3 1B		C SL 81 B SL 81 S SL 81 X SL 81 1-2 G1-3 ③			S FF 94 F FF 94 C SI 95 0-3 K ①	4	0	1	0	0	1	1
11 Mike Hampton, R (1, 1) OBP: 0.222, SLG: 0.222 29 Geoff Geary, R (5, 1) 31 Jason Smith, L (7, PH) 39 Jeff Fulchino, R (7, 1) 53 Wesley Wright, R (8, 1) 2 Darin Erstad, L (9, PH) OBP: 0.200, SLG: 0.167		C SI 87 B SI 88 X SI 88 1-1 3 1B 1B		C SI 88 1 SAFE C SI 88 F SI 89 B SL 83 1 SAFE X SI 88 1-2 FC5-4 ② 1-2f 3-H			C SL 80 X SL 81 0-1 G3 ①		C SL 87 B SL 88 F SI 95 B FF 93 S SL 89 2-3 K ②	2 0 1 0 0 1	0 0 0 0 0 0	1 0 0 0 0 0	1 0 0 0 0 0	0 0 0 0 0 1	0 0 0 0 0 0	1 0 0 0 0 0
Inning Stats	R: 1 E: 1 K: 0 S: 10 H: 2 LOB: 2 BB: 0 P: 16	R: 0 E: 0 K: 1 S: 12 H: 2 LOB: 2 BB: 0 P: 18	R: 0 E: 0 K: 0 S: 5 H: 0 LOB: 0 BB: 0 P: 7	R: 1 E: 0 K: 2 S: 14 H: 1 LOB: 1 BB: 1 P: 22	R: 0 E: 0 K: 0 S: 11 H: 1 LOB: 0 BB: 0 P: 15	R: 0 E: 0 K: 0 S: 7 H: 0 LOB: 1 BB: 1 P: 13	R: 0 E: 0 K: 0 S: 17 H: 2 LOB: 2 BB: 0 P: 25	R: 0 E: 0 K: 1 S: 7 H: 1 LOB: 0 BB: 0 P: 11	R: 0 E: 0 K: 2 S: 11 H: 1 LOB: 2 BB: 1 P: 21	1B: 8 2B: 1 3B: 1 HR: 0 SF: 0 SAC: 0 DP: 1 HBP: 0					WP: 1 PB: 0 SB: 0 CS: 1	PA: 40	

TOP

Houston Astros @ Atlanta Braves

Turner Field, Atlanta, GA

Fri May 01 2009, 7:30 PM EDT

Att. 29,309 - Cloudy - 75 F

livebaseballscorecards.com

AB	36
R	2
H	10
RBI	2
BB	3
SO	6
LOB	15

PITCHER		IP	WLS	BF	H	R	ER	SO	BB	IBB	HBP	BLK	WP	HR	S	P	ERA	WHIP
32 Derek Lowe, R ERA: 3.03	(1, 1)	6.2	W	30	8	2	2	3	2	0	0	0	0	0	74	112	2.70	1.500
58 Peter Moylan, R ERA: 7.56	(7, 1)	0.1	H	1	0	0	0	0	0	0	0	0	0	0	2	4	0.00	0.000
30 Jeff Bennett, R ERA: 0.82	(8, 1)	1.2		7	2	0	0	3	1	0	0	0	1	0	16	29	0.00	1.800
51 Michael Gonzalez, L ERA: 4.15	(9, 1)	0.1		1	0	0	0	0	0	0	0	0	0	0	2	3	0.00	0.000

PITCHER	IP	WLS	BF	H	R	ER	SO	BB	IBB	HBP	BLK	WP	HR	S	P	ERA	WHIP

Houston Astros @ Atlanta Braves

Turner Field, Atlanta, GA

Fri May 01 2009, 7:30 PM EDT

Att. 29,309 - Cloudy - 75 F

BOTTOM

Batter	1	2	3	4	5	6	7	8	9	AB	R	H	RBI	BB	SO	LOB
4 Omar Infante, R (1, 4) OBP: 0.396, SLG: 0.432	B FF 88 C SI 82 F FC 85 X SI 87 1-2 19 FC4-6 1B		B SI 86 X SI 82 1-0 ② F8		B SI 81 B CH 80 B SI 82 C FF 86 X SI 82 3-1 19 2B 7 1B 1-2 2-H 3-H 1B		C FF 90 C SL 81 B FF 93 1 SAFE X SI 93 1-2 ① G5-3 1-2			4	1	2	2	0	0	1
19 Yunel Escobar, R (1, 6) OBP: 0.337, SLG: 0.429	B SI 85 X SI 82 1-0 ① FC4-6 10 G5-3 7 HR 1-2f		C CU 78 B FC 87 B FC 87 X SI 84 2-1 ③ G6-3		C CU 76 B CU 76 B FC 85 B FC 86 X SI 81 3-1 7 1B 1-3 2-H 2B		C FF 90 X SL 81 0-1 2-H 1B			4	1	2	2	0	0	1
10 Chipper Jones, S (1, 5) OBP: 0.411, SLG: 0.484	S FF 89 X FC 88 0-1 ② G5-3 1-2			C SI 81 X CH 77 0-1 ① F8 I IN 68 I IN 69 I IN 70 I IN 68 4-0 7 1B IBB			F FF 92 B SI 93 B SL 83 F SI 93 F SI 93 C CH 83 2-3 ② K			3	0	0	0	1	1	2
7 Jeff Francoeur, R (1, 9) OBP: 0.315, SLG: 0.460	F FC 87 B FC 87 F SI 84 B CU 80 X SI 86 2-2 2-H HR			F FF 89 X CU 77 0-1 ② G3 B SL 77 T SL 80 F SL 81 D SL 78 X SL 78 2-2 ② 1-2 2-H 3-H 1B			X SL 80 0-0 ③ F7			4	1	2	3	0	0	1
22 Casey Kotchman, L (1, 3) OBP: 0.360, SLG: 0.400	B FF 90 C SI 85 X CU 79 1-1 ③ G1-3			C FC 85 X FC 84 0-1 ③ P5 B SI 88 F CH 82 X SL 80 1-1 ③ G6-3				B FF 91 B FF 92 F FF 92 F FF 92 F SL 85 F SL 85 F SL 86 F SL 85 X FF 92 2-2 ① F9		4	0	0	0	0	0	2
23 Matt Diaz, R (1, 7) OBP: 0.313, SLG: 0.382		B SI 84 F CH 80 X FC 87 1-1 ① G5-3			S FC 86 B SI 82 X FC 88 1-1 32 SH 24 BB 4 1B 1B	C FF 90 B SL 80 F SL 78 T FF 91 1-2 ① K		F KC 78 F KC 78 F FF 91 B FF 92 X SL 86 1-2 ② F9		4	1	1	0	0	1	0
5 Clint Sammons, R (1, 2) OBP: 0.250, SLG: 0.250		C FF 90 B FC 86 S SI 82 F FF 91 B SI 84 X FC 86 2-2 ② F8			F SI 82 X FC 88 0-1 ① F7	C FF 92 B FF 91 F SL 81 S FF 91 1-3 ② K		X FF 92 0-0 1B		4	0	1	0	0	1	1
24 Jordan Schafer, L (1, 8) OBP: 0.407, SLG: 0.420		C FF 89 S CU 80 B FC 87 B FC 81 X FC 87 2-2 ③ G1-3			B FC 86 D FC 86 B SI 84 C FF 87 B CH 81 4-1 32 SH 4 1B 1-2 BB	F SL 79 B CH 82 B FF 90 T SI 89 X SL 81 2-2 ③ F8		S SL 85 B SL 86 S SL 84 B SL 86 C FF 92 2-3 ③ K		3	1	0	0	1	1	1
32 Derek Lowe, R (1, 1) 58 Peter Moylan, R (7, 1) 28 Brandon Jones, L (7, PH) OBP: 0.444, SLG: 0.286 30 Jeff Bennett, R (8, 1) 51 Michael Gonzalez, R (9, 1)			C FF 88 B SI 85 C CH 80 B FF 91 X CH 80 2-2 ① F8		X FF 85 0-0 SH 4 1B 19 2B 1-2 2-3		C FF 91 B CH 86 B SL 82 B SI 92 C FF 91 F FF 91 F FF 91 B FF 93 4-2 4 G5-3 19 1B BB			1 0 0 0 0	1 0 1 0 0	0 0 0 0 0	0 0 0 0 0	0 0 1 0 0	0 0 0 0 0	0 0 0 0 0
Inning Stats	R: 2 E: 0 K: 0 S: 11 H: 2 LOB: 0 BB: 0 P: 16	R: 0 E: 0 K: 0 S: 9 H: 0 LOB: 0 BB: 0 P: 14	R: 0 E: 0 K: 0 S: 6 H: 0 LOB: 0 BB: 0 P: 11	R: 0 E: 0 K: 0 S: 6 H: 0 LOB: 0 BB: 0 P: 6	R: 4 E: 1 K: 0 S: 15 H: 4 LOB: 2 BB: 2 P: 33	R: 0 E: 0 K: 2 S: 9 H: 0 LOB: 0 BB: 0 P: 13	R: 1 E: 0 K: 1 S: 14 H: 1 LOB: 1 BB: 1 P: 21	R: 0 E: 0 K: 1 S: 15 H: 1 LOB: 1 BB: 0 P: 20		1B: 6 2B: 1 3B: 0 HR: 1 SF: 0 SAC: 1 DP: 0 HBP: 0						

livebaseballscorecards.com

AB	31
R	7
H	8
RBI	7
BB	3
SO	4
LOB	9

PITCHER		IP	WLS	BF	H	R	ER	SO	BB	IBB	HBP	BLK	WP	HR	S	P	ERA	WHIP
11 Mike Hampton, L ERA: 4.88	(1, 1)	4.1	L	21	5	6	5	0	1	1	0	0	0	1	42	72	10.38	1.385
29 Geoff Geary, R ERA: 4.91	(5, 1)	1.2		5	1	0	0	2	0	0	0	0	0	0	14	21	0.00	0.600
39 Jeff Fulchino, R ERA: 5.14	(7, 1)	1.0		5	1	1	1	1	1	0	0	0	0	0	14	21	9.00	2.000
53 Wesley Wright, L ERA: 5.63	(8, 1)	1.0		4	1	0	0	1	0	0	0	0	0	0	15	20	0.00	1.000

PITCHER	IP	WLS	BF	H	R	ER	SO	BB	IBB	HBP	BLK	WP	HR	S	P	ERA	WHIP

Batter	1	2	3	4	5	6	7	8	9	AB	R	H	RBI	BB	SO	LOB
3 Kazuo Matsui, S (1, 4) OBP: 0.313, SLG: 0.333	L FF 90 X SI 93 0-1 F9		B SI 86 C SI 87 C SI 88 S SL 82 1-3 K	X CH 77 0-0 1-2 2-H 1B			B FF 91 X FF 90 1-0 21 FC4-6 1B		C FC 91 B FF 92 F FF 92 X SL 81 1-2 G4-3 2-3	5	0	2	1	0	1	1
21 Michael Bourn, L (1, 8) OBP: 0.360, SLG: 0.430	C FF 92 B CH 84 C CH 83 F SI 93 B SI 92 F FF 93 F CH 84 F FF 92 F FF 92 2-2 X CH 83 G4-3		F SI 88 S SI 90 S FF 91 0-3 K	S SI 89 B SI 89 S FF 88 F SI 90 B SI 90 X SL 83 2-2 G3-1			1 SAFE F FF 90 C FF 89 X FF 91 0-2 FC4-6 17 1B 1-2f		B FF 91 S FF 91 X FF 92 1-1 3B 3-H	5	0	1	1	0	1	3
17 Lance Berkman, S (1, 3) OBP: 0.324, SLG: 0.417	C FF 92 X FF 91 0-1 HR		C SI 90 B FF 90 X CH 80 1-1 F9		X CH 76 0-0 F7		B FF 90 X SL 86 1-0 1-2 1B		B FF 90 X CH 81 1-0 P6	5	1	2	1	0	0	1
45 Carlos Lee, R (1, 7) OBP: 0.316, SLG: 0.517 4 Jason Michaels, R (9, 7) OBP: 0.391, SLG: 0.474	F FF 93 B SL 81 X SL 82 1-1 1B			F FF 89 B FF 90 F SL 83 X SI 90 1-2 9 1B 10 E 77 1B 1B	B CU 72 B FF 88 X FF 87 2-0 F9		B SL 84 F FF 91 B FF 90 B FF 89 X SL 83 3-1 P5			4 0	1 0	2 0	0 0	0 0	0 0	2 0
10 Miguel Tejada, R (1, 6) OBP: 0.324, SLG: 0.351	C FF 92 X CH 83 0-1 P6			B SI 88 F FF 87 B FF 90 1 SAFE X SL 83 2-1 E5 77 1B 9 1B 2 SF7 1-2	C FF 89 X SI 89 0-1 G5-3			B FF 90 F FF 89 B FF 92 C FF 89 C FF 91 2-3		4	1	0	0	0	1	2
9 Hunter Pence, R (1, 9) OBP: 0.375, SLG: 0.488		B SL 79 B FF 91 F FF 92 F CH 82 F FF 93 B SI 93 X CH 84 3-2 77 G6-4-3 27 1B 1B		F SI 90 B FF 90 F SL 84 F FF 90 F SL 85 F FF 91 X FF 91 1-2 77 1B 3 1B 1-2 2-3 1B		X SI 90 0-0 77 CS 27 G6-3 1B		X FF 92 0-0 F9		4	1	3	0	0	0	0
27 Geoff Blum, S (1, 5) OBP: 0.363, SLG: 0.338 43 Chris Sampson, R (6, 1) 31 Jason Smith, L (8, PH) 26 Doug Brocail, L (8, 1) 22 LaTroy Hawkins, R (9, 1)		C FF 90 1 SAFE S CH 82 X CH 83 0-2 77 G6-4-3 1-2 1B		X SL 83 0-0 F9		C SI 89 B SL 85 1 SAFE S SL 85 B SL 86 B FF 91 1 SAFE X SL 87 3-2 G6-3 1-2		B SL 78 F CH 82 C CH 81 F SL 80 B FF 92 X CH 81 2-2 G6-3		3 0 1 0 0	0 0 0 0 0	1 0 0 0 0	0 0 0 0 0	0 0 0 0 0	0 0 0 0 0	4 0 0 0 0
77 Ivan Rodriguez, R (1, 2) OBP: 0.296, SLG: 0.421		C SL 81 X SI 91 0-1 G6-4-3 1-2f 2-3		C FF 92 B FF 92 X SL 84 1-1 3 1B 1-2 2-3 3-H 1B		C FF 90 B FF 92 X FF 91 1-1 F9 2-3			S SL 78 C FF 91 B SL 80 B SL 80 X FF 88 2-2 3 G4-3 21 3B 2B	4	1	2	1	0	0	3
44 Roy Oswalt, R (1, 1) OBP: 0.200, SLG: 0.111 52 Felipe Paulino, R (2, 1) OBP: 0.167, SLG: 0.167 2 Darin Erstad, L (4, PH) OBP: 0.192, SLG: 0.167 48 Tim Byrdak, L (4, 1) 8 Jeff Keppinger, R (6, 5) OBP: 0.455, SLG: 0.655		B SL 82 C FF 92 F SI 92 F FF 94 X SL 81 1-2 P6		B SI 90 X SI 88 1-0 SF7 3-H			B FF 90 C FF 90 F FF 91 B FF 90 X SI 90 2-2 F8		C FF 90 B CH 81 X CH 82 1-1 G5-3	1 0 0 0 2	0 0 0 0 0	0 0 0 0 0	0 0 1 0 0	0 0 0 0 0	0 0 0 0 0	1 0 0 0 1

Houston Astros @ Atlanta Braves

Turner Field, Atlanta, GA

Sat May 02 2009, 3:30 PM EDT

Att. 28,203 - Cloudy - 74 F

TOP

livebaseballscorecards.com

AB	38
R	5
H	13
RBI	5
BB	0
SO	3
LOB	18

Inning Stats	1	2	3	4	5	6	7	8	9	1B: 10	SF: 1	WP: 0	PA: 39
R:	1	0	0	3	0	0	0	0	1	2B: 1	SAC: 0	PB: 0	
E:	0	0	0	1	0	0	0	0	0	3B: 1	DP: 1	SB: 0	
K:	0	0	2	0	0	0	0	1	0	HR: 1	HBP: 0	CS: 1	
S:	16	13	8	20	4	6	10	8	11				
H:	2	2	0	4	0	1	2	0	2				
LOB:	1	1	0	2	0	0	0	0	1				
BB:	0	0	0	0	0	0	0	0	0				
P:	19	17	10	28	6	10	17	12	17				

PITCHER	IP	WLS	BF	H	R	ER	SO	BB	IBB	HBP	BLK	WP	HR	S	P	ERA	WHIP
49 Jair Jurrjens, R (1, 1) ERA: 1.89	2.0		9	4	1	1	0	0	0	0	0	0	1	29	36	4.50	2.000
38 Buddy Carlyle, R (3, 1) ERA: 6.1	3.0	L	14	4	3	1	2	0	0	0	0	0	0	32	44	3.00	1.333
34 Eric O'Flaherty, L (6, 1) ERA: 3.52	2.0		8	3	0	0	0	0	0	0	0	0	0	16	27	0.00	1.500
40 James Parr, R (8, 1) ERA: 4.5	2.0		8	2	1	1	1	0	0	0	0	0	0	19	29	4.50	1.000

PITCHER	IP	WLS	BF	H	R	ER	SO	BB	IBB	HBP	BLK	WP	HR	S	P	ERA	WHIP

Houston Astros @ Atlanta Braves

Turner Field, Atlanta, GA

Sat May 02 2009, 3:30 PM EDT

Att. 28,203 - Cloudy - 74 F

BOTTOM

livebaseballscorecards.com

Batter	1	2	3	4	5	6	7	8	9	AB	R	H	RBI	BB	SO	LOB
24 Jordan Schafer, L (1, 8) OBP: 0.407, SLG: 0.432	B FF 94 B FF 93 C FF 91 S FF 93 S FF 94 2-3 K ①	B FF 94 B FF 94 S FF 94 F SL 86 B SL 87 C SL 85 3-3 K ③			L SI 90 S FF 91 B FF 91 F SI 90 X SL 84 1-2 19 CS 1B		F SI 88 B SL 81 B SI 87 B SI 88 X SI 88 3-1 2B		C FF 94 F SL 88 B FF 94 B CU 80 S SL 87 2-3 K ②	5	0	2	0	0	3	3
19 Yunel Escobar, R (1, 6) OBP: 0.345, SLG: 0.418 40 James Parr, R (8, 1) 23 Matt Diaz, R (9, PH) OBP: 0.308, SLG: 0.375	B SI 93 S FF 95 F FF 94 S FF 95 1-3 K ②		B SL 85 B FF 93 C FF 94 B SL 83 B FF 94 4-1 22 1B BB		B SI 90 B FF 89 B FF 87 C FF 88 F FF 89 1 SAFE B SL 84 4-2 1-2 ① BB		X SL 81 0-0 P4 ②		S SL 88 B SL 89 F FF 95 S SL 90 1-3 K ③	2 0 1	0 0 0	0 0 0	0 0 0	2 0 1	1 0 1	1 0 1
10 Chipper Jones, S (1, 5) OBP: 0.403, SLG: 0.462	B FF 95 B CH 84 F FF 95 B FF 96 B FF 96 4-1 BB		X FF 95 0-0 F8 ①		B CH 84 X CH 84 1-0 F9 ②		B SL 85 X SI 88 1-0 G1-3 ③			3	0	0	0	1	0	3
22 Casey Kotchman, L (1, 3) OBP: 0.359, SLG: 0.398 34 Eric O'Flaherty, L (6, 1) 4 Omar Infante, R (8, 6) OBP: 0.388, SLG: 0.422	B FF 94 S FF 95 X CH 84 1-1 F9 ③		1 SAFE C FF 93 F SL 84 X FF 96 0-2 7 G6-4-3 1-2 1B		X SI 91 0-0 P5 ③			C SI 87 X SI 86 0-1 P3 ①		3 0 1	0 0 0	1 0 0	0 0 0	0 0 0	0 0 0	2 0 0
7 Jeff Francoeur, R (1, 9) OBP: 0.313, SLG: 0.462		X FF 95 0-0 2 1B 20 WP 2B B SL 86 B FF 94 X SL 85 2-0 G6-4-3 ②③ 1-2f				C CH 84 B CH 84 F SL 81 B FF 91 F CH 85 B FF 89 F SL 84 F SI 91 F FF 90 3-2 F SL 72 X CH 82 G1-3 ①		C CU 74 F CU 76 B CU 75 B SI 89 F FF 89 X CU 77 2-2 G6-3 ②		4	1	1	0	0	0	2
2 Kelly Johnson, L (1, 4) OBP: 0.317, SLG: 0.417		X FF 93 0-0 20 WP 2-3 1B		B FF 88 X SI 88 1-0 G4-3 ①		B SL 82 B SI 90 B FF 89 B FF 88 4-0 BB		X FC 84 0-0 2B		3	0	2	0	1	0	0
8 David Ross, R (1, 2) OBP: 0.410, SLG: 0.563		B SL 82 C SL 82 B FF 94 S FF 94 B SL 86 S SL 84 3-3 K ①		B FF 90 F FF 90 B CH 84 X CH 85 2-1 F7 ②		C CU 79 B CU 80 B SI 86 C SI 87 S SI 88 2-3 K ②		F FC 85 S CU 75 B CU 76 S FF 90 1-3 K ③		4	0	0	0	0	3	4
28 Brandon Jones, L (1, 7) OBP: 0.385, SLG: 0.273		B FF 94 F CH 85 B SL 83 C SL 84 S SL 84 2-3 K ②		B FF 91 B FF 90 F FF 90 X SL 82 2-1 1B		1 SAFE C SI 86 X SI 86 0-1 F9 ③			C FF 93 F FF 93 B CU 80 X CU 78 1-2 G1-3 ①	4	0	1	0	0	1	3
49 Jair Jurrjens, R (1, 1) OBP: 0.200, SLG: 0.111 20 Greg Norton, S (2, PH) OBP: 0.263, SLG: 0.133 38 Buddy Carlyle, L (3, 1) 14 Martín Prado, R (6, 3) OBP: 0.440, SLG: 0.571		B FF 96 B FF 96 B CH 84 B FF 95 4-0 1-2 3-H BB		C SL 82 D SL 81 C FF 90 X SL 83 1-2 G5-3 ③			B SL 82 C SI 86 B SI 87 X SI 86 2-1 G5-3 ①		B FF 94 B FF 94 B FF 94 B FF 94 4-0 BB	0 0 1 1	0 0 0 0	0 0 0 0	0 0 0 0	0 1 0 1	0 0 0 0	0 0 1 0
Inning Stats	R: 0 E: 0 K: 2 S: 9 H: 0 LOB: 1 BB: 1 P: 17	R: 1 E: 0 K: 3 S: 11 H: 2 LOB: 2 BB: 1 P: 23	R: 0 E: 0 K: 0 S: 6 H: 1 LOB: 1 BB: 1 P: 12	R: 0 E: 0 K: 0 S: 8 H: 1 LOB: 1 BB: 0 P: 14	R: 0 E: 0 K: 0 S: 8 H: 1 LOB: 1 BB: 1 P: 14	R: 0 E: 0 K: 1 S: 13 H: 0 LOB: 1 BB: 0 P: 22	R: 0 E: 0 K: 0 S: 6 H: 1 LOB: 1 BB: 0 P: 12	R: 0 E: 0 K: 1 S: 10 H: 1 LOB: 1 BB: 0 P: 13	R: 0 E: 0 K: 2 S: 9 H: 0 LOB: 1 BB: 1 P: 17	1B: 4 2B: 3 3B: 0 HR: 0		SF: 0 SAC: 0 DP: 1 HBP: 0		WP: 1 PB: 0 SB: 0 CS: 1		PA: 38

	AB	32
	R	1
	H	7
	RBI	0
	BB	6
	SO	9
	LOB	20

PITCHER		IP	WLS	BF	H	R	ER	SO	BB	IBB	HBP	BLK	WP	HR	S	P	ERA	WHIP
44 Roy Oswalt, R ERA: 3.82	(1, 1)	1.0		4	0	0	0	2	1	0	0	0	0	0	9	17	0.00	1.000
52 Felipe Paulino, R ERA: 2.75	(2, 1)	2.0	W	10	3	1	1	3	2	0	0	0	1	0	17	35	4.50	2.500
48 Tim Byrdak, L ERA: 2.08	(4, 1)	2.1	H	10	2	0	0	0	2	0	0	0	0	0	24	43	0.00	1.714
43 Chris Sampson, R ERA: 1.17	(6, 1)	1.2	H	6	1	0	0	1	0	0	0	0	0	0	11	19	0.00	0.600
26 Doug Brocail, R ERA: 5.06	(8, 1)	1.0	H	4	1	0	0	1	0	0	0	0	0	0	10	13	0.00	1.000

PITCHER		IP	WLS	BF	H	R	ER	SO	BB	IBB	HBP	BLK	WP	HR	S	P	ERA	WHIP
22 LaTroy Hawkins, R ERA: 3.27	(9, 1)	1.0		4	0	0	0	2	1	0	0	0	0	0	9	17	0.00	1.000

Houston Astros @ Atlanta Braves

Turner Field, Atlanta, GA

Sun May 03 2009, 1:30 PM EDT

Att. 27,921 - Cloudy - 75 F

TOP

livebaseballscorecards.com

Batter	1	2	3	4	5	6	7	8	9	AB	R	H	RBI	BB	SO	LOB
3 Kazuo Matsui, S (1, 4) OBP: 0.310, SLG: 0.342	B SI 88 B SI 88 C FF 89 F FF 89 X SI 91 2-2 21 SH1-4 17 SF9 2B		B SL 82 C FF 89 X SL 80 1-1 ③ G6-3			C FF 89 X SL 79 0-1 ① G1-3	X SI 89 0-0 ① SH1-3 1-2	F FF 92 F FF 92 T FF 93 0-2 ③ K		4	1	1	0	0	1	0
21 Michael Bourn, L (1, 8) OBP: 0.376, SLG: 0.446	L SL 82 B SL 83 B FF 88 X FF 90 2-1 ① SH1-4 2-3			S FF 88 X FF 90 0-1 ① F8		X FF 89 0-0 17 1B 45 1B 1B	C SI 89 B SI 89 X SI 89 1-1 45 S 17 S 45 SF9 2-H 1B		F FF 93 B FF 94 B FF 93 X FF 92 2-1 17 CS 1B	4	2	3	1	0	0	0
17 Lance Berkman, S (1, 3) OBP: 0.327, SLG: 0.414	X FF 90 0-0 ② SF9 3-H			C FF 89 X SL 82 0-1 ② G6-3		B FF 89 X FF 90 1-0 45 1B 10 1B 1-2 1B	1 SAFE C SI 86 P PO 75 I IN 50 4-1 10 1B 1-2 IBB		1 SAFE 1 SAFE B SL 79 1 SAFE T FF 94 B FF 94 C SL 83 X FF 94 2-2 ①② G5-3 1-2	3	1	1	1	1	0	1
45 Carlos Lee, R (1, 7) OBP: 0.310, SLG: 0.505 4 Jason Michaels, R (9, 7) OBP: 0.391, SLG: 0.474	B SI 90 B SI 89 C SI 89 B SI 90 X SI 90 3-1 ③ F8			B SI 89 X SI 89 1-0 ③ G6-3		X FF 90 0-0 9 BB 10 1B 77 SF7 1-2 2-H 1B	B SI 89 C SI 89 X SI 87 1-1 ② SF9 2-H		C SL 79 B SL 84 X FF 95 1-1 ③ F7	4 0	1 0	1 0	2 0	0 0	0 0	0 0
10 Miguel Tejada, R (1, 6) OBP: 0.330, SLG: 0.356		X FF 88 0-0 ① G6-3			B SI 88 B SI 88 X SI 88 2-0 ① F8	B CH 82 X SI 90 1-0 9 BB 1-2 2-H 1B	1 SAFE 1 SAFE B SL 77 1 SAFE B SI 88 B SI 87 C SI 88 F SI 89 F SI 89 3-2 X SI 89 1-2 1B			4	0	2	1	0	0	0
9 Hunter Pence, R (1, 9) OBP: 0.380, SLG: 0.494		B FF 89 S FF 89 S SL 82 F SL 83 B SI 89 X SL 80 2-2 ② G6-3			B CH 81 C SI 89 B SL 82 S CU 76 F FF 90 X FF 91 2-2 2B	S SL 80 B SL 80 B SL 81 D CH 82 S SL 81 B SI 90 4-2 8 FC5-4 1-2 2-3 BB	F SI 88 C SL 76 F SL 78 T SI 90 0-2 ③ K		3	0	1	0	1	1	2
77 Ivan Rodriguez, R (1, 2) OBP: 0.294, SLG: 0.430		C SI 89 F FF 90 S FF 90 0-3 ③ K			B SL 82 C SI 90 S CH 82 C CH 82 1-3 ② K	F SI 93 X SI 93 0-1 ② SF7 3-H		B FF 92 S SL 82 X SL 82 1-1 2 SH5-3 27 SF7 2B		3	1	1	1	0	2	1
8 Jeff Keppinger, R (1, 5) OBP: 0.472, SLG: 0.633 29 Geoff Geary, R (6, 1) 2 Darin Erstad, L (8, PH) OBP: 0.192, SLG: 0.167 26 Doug Brocail, L (8, 1) 23 Russ Ortiz, R (8, 1) OBP: 0.286, SLG: 0.167 22 LaTroy Hawkins, R (8, 1)			B SI 88 B SI 88 C SI 89 F SI 88 B SL 82 B SL 80 4-2 51 B2-6-4 BB		I IN 82 I IN 82 I IN 82 I IN 83 4-0 IBB	B FF 93 C FF 93 F SI 93 X SI 94 1-2 ③ FC5-4 1-2f		L SI 92 X SI 92 0-1 ① SH5-3 2-3		1 0 0 0 0 0	0 0 0 0 0 0	0 0 0 0 0 0	0 0 0 0 0 0	2 0 0 0 0 0	0 0 0 0 0 0
51 Wandy Rodriguez, S (1, 1) 39 Jeff Fulchino, R (6, 1) 53 Wesley Wright, R (6, 1) 27 Geoff Blum, S (6, 5) OBP: 0.366, SLG: 0.338			L FF 87 D SI 89 X SI 87 1-1 ①② B2-6-4 1-2f		C SL 81 S FF 90 S FF 90 0-3 ③ K		C SI 89 B CH 79 B CH 79 F SI 89 B SL 77 B SI 89 4-2 3 SH1-3 21 1B BB	B SL 84 C SL 81 F FF 94 X SL 82 1-2 ② SF7 3-H		2 0 0 0	0 0 0 1	0 0 0 0	0 0 0 1	1 0 0 1	3 0 0 0
Inning Stats	R: 1 E: 0 K: 0 S: 8 H: 1 LOB: 0 BB: 0 P: 15	R: 0 E: 0 K: 1 S: 8 H: 0 LOB: 0 BB: 0 P: 10	R: 0 E: 0 K: 0 S: 6 H: 0 LOB: 0 BB: 1 P: 12	R: 0 E: 0 K: 0 S: 5 H: 0 LOB: 0 BB: 0 P: 6	R: 0 E: 0 K: 2 S: 11 H: 1 LOB: 2 BB: 1 P: 20	R: 3 E: 0 K: 0 S: 13 H: 4 LOB: 2 BB: 1 P: 20	R: 2 E: 0 K: 1 S: 17 H: 2 LOB: 2 BB: 2 P: 29	R: 1 E: 0 K: 1 S: 10 H: 1 LOB: 0 BB: 0 P: 12	R: 0 E: 0 K: 0 S: 7 H: 1 LOB: 0 BB: 0 P: 12	1B: 7 2B: 3 3B: 0 HR: 0 SF: 4 SAC: 3 DP: 1 HBP: 0						

	AB	28
	R	7
	H	10
	RBI	7
	BB	5
	SO	5
	LOB	9

WP: 0 PB: 0 SB: 2 CS: 1 PA: 40

PITCHER		IP	WLS	BF	H	R	ER	SO	BB	IBB	HBP	BLK	WP	HR	S	P	ERA	WHIP
37 Jo-Jo Reyes, L ERA: 5.0	(1, 1)	5.1		24	6	4	4	3	2	1	0	0	0	0	46	77	6.75	1.500
30 Jeff Bennett, R ERA: 0.77	(6, 1)	0.2		2	0	0	0	0	0	0	0	0	0	0	5	6	0.00	0.000
58 Peter Moylan, R ERA: 8.68	(7, 1)	1.0	L	7	2	2	2	1	1	1	0	0	0	0	17	29	18.00	3.000
Rafael Soriano, R ERA: 1.64	(8, 1)	1.0		4	1	1	1	1	0	0	0	0	0	0	10	12	9.00	1.000
51 Michael Gonzalez, L ERA: 3.72	(9, 1)	1.0		3	1	0	0	0	0	0	0	0	0	0	7	12	0.00	1.000

PITCHER		IP	WLS	BF	H	R	ER	SO	BB	IBB	HBP	BLK	WP	HR	S	P	ERA	WHIP

Houston Astros @ Atlanta Braves

Turner Field, Atlanta, GA

Sun May 03 2009, 1:30 PM EDT

Att. 27,921 - Cloudy - 75 F

livebaseballscorecards.com

BOTTOM

Batter	1	2	3	4	5	6	7	8	9	AB	R	H	RBI	BB	SO	LOB
4 Omar Infante, R (1, 4) (9, 5) OBP: 0.407, SLG: 0.429	C FF 90 X FF 90 0-1 ① F8		C FF 89 X CU 77 0-1 19 G5-4-3 1-2 1B		X FF 90 0-0 7 BLK 19 SH1-4 7 SF8 1-2 1B	C SL 81 B SL 81 F SI 90 B FF 90 X SI 88 2-2 ③ G4-3		C FF 89 B CU 73 B CU 81 B FF 91 B FF 91 4-1 10 BB BB		4	1	2	0	1	0	1
19 Yunel Escobar, R (1, 6) OBP: 0.352, SLG: 0.434	C FF 92 F FF 91 F CU 76 X FF 91 0-2 2B		B FF 89 X CH 84 1-0 ② ③ G5-4-3 1-2f		C CH 84 X CH 83 0-1 ① SH1-4 1-2 2-3		C SL 79 F FF 90 B FF 91 X SL 80 1-2 10 1B 23 1B 1B	F FF 89 X FF 89 0-1 ② F8		4	1	2	0	0	0	3
10 Chipper Jones, S (1, 5) OBP: 0.415, SLG: 0.456 51 Michael Gonzalez, R (9, 1)	B FF 92 X CH 85 1-0 ② F9			B CU 77 F FF 91 X FF 90 1-1 ① G5-3	I IN 63 I IN 61 I IN 56 4-0 7 BLK IBB		X CH 83 0-0 23 1B 1-2 1B	B FF 90 C CU 76 B FF 90 B CU 72 B CU 76 4-1 1-2 BB		3 0	0 0	1 0	0 0	2 0	0 0	1 0
7 Jeff Francoeur, R (1, 9) OBP: 0.307, SLG: 0.453	S CU 76 F CU 78 X CU 75 0-2 ③ L5			S FC 91 S FF 91 X FF 91 0-2 14 2B 1B	C CH 84 B FF 90 T FF 90 F FF 91 F CH 84 X FF 91 1-2 ② SF8 1-2 2-H 3-H		B SL 80 X SI 90 1-0 ① F8	D SL 88 B FF 93 B FF 94 F FF 96 F FF 94 S SL 89 3-3 ③ K		4	0	1	1	0	1	5
14 Martín Prado, R (1, 3) OBP: 0.400, SLG: 0.538		B FF 90 S FF 90 F FF 90 X CU 75 1-2 ① G1-3		C FF 91 B CU 76 B FF 88 D CU 77 X FF 88 3-1 ② 8 1B 1-H 2B	B FF 91 B CH 86 F SI 90 F CU 77 C CU 76 2-3 ③ K		C SL 82 F FF 92 S FF 91 0-3 ② K		B FF 92 C FF 92 B FF 95 C FF 93 F SL 88 F SL 89 X SL 87 2-2 ① G6-3	5	1	1	0	0	2	3
23 Matt Diaz, R (1, 7) OBP: 0.329, SLG: 0.417		C FF 91 B CU 77 F CU 76 F FC 90 B FF 91 X CU 76 2-2 ② G6-3		C CU 77 S FF 91 H FF 92 1-2 8 1B HBP	C FF 93 X SL 84 0-1 20 1B 3B	B FF 91 X FF 91 1-0 22 BB 1-3 2-H 1B			B FF 92 C FF 94 C FF 95 B FF 94 B SL 90 F FF 94 F FF 94 F FF 95 C FF 95 3-3 ② K	4	1	2	1	0	1	0
8 David Ross, R (1, 2) OBP: 0.405, SLG: 0.543 22 Casey Kotchman, L (7, PH) OBP: 0.366, SLG: 0.398 5 Clint Sammons, R (8, 2) OBP: 0.200, SLG: 0.200	C FF 90 B CH 84 X CH 84 1-1 ③ G5-3			X CH 85 0-0 1-2 2-H 1B	B FF 90 C SL 84 C FF 92 S CH 84 1-3 ① K	B SL 81 C FF 91 F SL 79 B FF 91 B FF 91 B SL 77 4-2 1-2 BB			C FF 94 F SL 87 F FF 91 B CU 79 B SL 89 C FF 94 2-3 ③ K	3 0 1	0 0 0	1 0 0	1 0 0	0 1 0	1 0 1	1 0 0
24 Jordan Schafer, L (1, 8) OBP: 0.400, SLG: 0.416			B SI 88 B FF 91 C FF 91 F SI 88 B CU 75 B SI 87 4-2 4 1B BB	B SI 89 C SI 90 F SI 90 F CU 79 B CU 80 F SI 89 F CU 76 S SI 90 2-3 ③ K		F FF 91 F FF 91 S FF 91 0-3 ② K	S FF 91 F FF 90 S FF 91 0-3 ③ K			3	0	0	0	1	3	6
37 Jo-Jo Reyes, L (1, 1) 30 Jeff Bennett, R (6, 1) 20 Greg Norton, S (6, PH) OBP: 0.300, SLG: 0.188 58 Peter Moylan, R (7, 1) Rafael Soriano, R (8, 1) 2 Kelly Johnson, L (8, PH) OBP: 0.313, SLG: 0.411 (9, 4)			B L FF 89 B FF 87 B FF 86 L C 3-3 ① K		C FF 90 B CU 75 B CH 85 B FF 90 B FF 88 4-1 19 SH1-4 4 1B 7 BLK BB	S SL 86 B SL 85 B FF 92 X SL 86 2-1 3-H 1B		B FC 84 T SI 88 F SI 89 B CU 76 X SI 90 2-2 ① G3-1		1 0 1 0 0 1	1 0 0 0 0 0	0 0 1 0 0 0	0 0 1 0 0 0	1 0 0 0 0 0	1 0 0 0 0 0	1 0 0 0 0 0

	AB	R	H	RBI	BB	SO	LOB
	34	5	11	4	6	10	21

Inning Stats	1	2	3	4	5	6	7	8	9
	R: 0 E: 0 K: 0 S: 10	R: 0 E: 0 K: 0 S: 9	R: 0 E: 0 K: 1 S: 8	R: 1 E: 0 K: 1 S: 16	R: 2 E: 0 K: 1 S: 12	R: 1 E: 0 K: 2 S: 13	R: 1 E: 0 K: 2 S: 14	R: 0 E: 0 K: 1 S: 10	R: 0 E: 0 K: 2 S: 15
	H: 1 LOB: 1 BB: 0 P: 11	H: 0 LOB: 0 BB: 0 P: 13	H: 1 LOB: 1 BB: 1 P: 16	H: 3 LOB: 2 BB: 0 P: 23	H: 1 LOB: 1 BB: 2 P: 23	H: 2 LOB: 1 BB: 0 P: 18	H: 3 LOB: 3 BB: 1 P: 21	H: 0 LOB: 2 BB: 2 P: 23	H: 0 LOB: 0 BB: 0 P: 22

1B: 8	2B: 2	3B: 1	HR: 0	SF: 1	SAC: 1	DP: 1	HBP: 1	WP: 0	PB: 0	SB: 0	CS: 0	PA: 43
---	---	---	---	---	---	---	---	---	---	---	---	---

PITCHER		IP	WLS	BF	H	R	ER	SO	BB	IBB	HBP	BLK	WP	HR	S	P	ERA	WHIP
51 Wandy Rodriguez, L ERA: 2.19	(1, 1)	5.0		23	6	3	3	3	2	1	1	1	0	0	55	86	5.40	1.600
39 Jeff Fulchino, R ERA: 6.14	(6, 1)	0.1	H	2	1	1	1	1	0	0	0	0	0	0	5	6	27.00	3.000
53 Wesley Wright, L ERA: 5.4	(6, 1)	0.1	B	2	1	0	0	1	0	0	0	0	0	0	5	7	0.00	3.000
29 Geoff Geary, R ERA: 5.06	(6, 1)	1.1	W	8	3	1	1	2	1	0	0	0	0	0	17	26	6.75	3.000
26 Doug Brocail, R ERA: 4.76	(8, 1)	0.1	H	1	0	0	0	0	0	0	0	0	0	0	3	5	0.00	0.000

PITCHER		IP	WLS	BF	H	R	ER	SO	BB	IBB	HBP	BLK	WP	HR	S	P	ERA	WHIP
23 Russ Ortiz, R ERA: 5.21	(8, 1)	0.1	S	3	0	0	0	0	2	0	0	0	0	0	4	12	0.00	6.000
22 LaTroy Hawkins, R ERA: 2.92	(8, 1)	1.1	S	4	0	0	0	3	0	0	0	0	0	0	18	28	0.00	0.000

Batter	1	2	3	4	5	6	7	8	9	AB	R	H	RBI	BB	SO	LOB
7 José Reyes, S (1, 6) OBP: 0.339, SLG: 0.347	C FF 90 C SI 91 B SI 91 B FF 84 X CU 74 2-2 ① F9		C FF 91 S SL 84 B CH 76 B CH 82 F FF 92 B CU 68 B SL 82 4-2 28 S BB		B CU 75 F SI 90 X FF 92 1-1 ③ G4-3		1 SAFE M FF 88 D CH 83 X FF 88 1-1 ① FC1-6 15 HR 1-2f		1 SAFE B SI 94 1 SAFE X SI 93 1-0 ② 28 S 1-2 1B	4	1	1	0	1	0	1
28 Daniel Murphy, L (1, 7) OBP: 0.378, SLG: 0.481 75 Francisco Rodríguez, R (9, 1)	C SI 92 X FF 84 0-1 ② F8		1 SAFE F SL 84 B SI 91 B SI 91 B FF 90 F FF 91 B SI 90 4-2 1-2 BB			C FF 90 B CU 75 X CU 75 1-1 15 HR 1B	1 SAFE F CH 82 1 SAFE X SL 85 0-1 ② F8		P PO 89 1 SAFE B FF 93 B FF 92 C FF 92 X SI 92 3-1 ③ G4-3 1-2	4 0	1 0	1 0	0 0	1 0	0 0	2 0
15 Carlos Beltrán, S (1, 8) OBP: 0.500, SLG: 0.611	C SI 92 B SI 92 B SL 86 B SL 86 B SI 92 4-1 BB		B CU 75 B SL 84 C SI 90 F FF 91 F FF 92 S CU 70 2-3 ③ K			C FF 90 B FF 84 B FF 91 B SI 90 1 SAFE X FF 90 3-1 1-H HR	1 SAFE 1 SAFE 1 SAFE X FF 90 0-0 1-H HR			3	2	2	4	1	1	2
21 Carlos Delgado, L (1, 3) OBP: 0.349, SLG: 0.458	D SI 92 C SL 85 F SL 87 1 SAFE C SL 83 1-3 ③ K			F FF 91 C FF 92 F FF 92 B FF 92 S FF 93 1-3 ① K		X FF 91 0-0 5 HR 1B	C FF 90 B FF 91 F FF 90 X FF 92 1-2 ③ G4-3			4	1	1	0	0	2	1
5 David Wright, R (1, 5) OBP: 0.389, SLG: 0.446		C SI 90 B SI 91 F FF 84 B SI 90 B FF 92 S FF 92 3-3 ① K		B SI 92 X SI 92 1-0 19 G4-3 2B		C FF 91 B SL 84 X FF 88 1-1 1-H HR		B SI 88 X SI 88 1-0 ① G6-3		4	1	2	2	0	1	0
19 Ryan Church, L (1, 9) OBP: 0.364, SLG: 0.403		C FF 92 F FF 93 B FF 93 X FF 92 1-2 ② G3		C CH 82 X SI 92 0-1 ② G4-3 2-3		C FF 91 F SL 85 F FF 92 B SL 82 F SL 83 B CU 67 S CU 69 2-3 ① K		C CH 76 C SL 76 C SI 90 0-3 ② K		4	0	0	0	0	2	1
11 Ramon Castro, R (1, 2) OBP: 0.317, SLG: 0.405		C FF 91 C FF 92 S SL 86 0-3 ③ K		B CU 75 X CU 75 1-0 ③ G5-3		B SI 91 X SL 81 1-0 ② P2		B SI 89 F SI 88 B SI 88 X SI 88 2-1 ③ G5-3		4	0	0	0	0	1	1
1 Luis Castillo, S (1, 4) OBP: 0.412, SLG: 0.410			C FF 89 B CH 81 C SI 89 F SL 81 X CU 68 1-2 ① F7		C FF 89 B SI 90 C SI 91 X SL 83 1-2 ① G6-3	C FF 91 B FF 91 C SI 91 X SL 83 1-2 ③ G1-3			B SI 92 X FF 93 1-0 ① G4-3	4	0	0	0	0	0	0
33 John Maine, R (1, 1) 3 Alex Cora, L (7, PH) OBP: 0.412, SLG: 0.464 39 Bobby Parnell, R (7, 1) 22 J.J. Putz, R (8, 1) 10 Gary Sheffield, R (9, PH) OBP: 0.349, SLG: 0.382 18 Jeremy Reed, L (9, 7) OBP: 0.333, SLG: 0.455			C FF 90 F SI 91 S FF 91 0-3 ② K		C FF 90 S SL 81 F FF 91 S SL 83 0-3 ② K		X FF 89 0-0 7 FC1-6 1B		B FF 94 C FF 92 B SL 86 F SL 86 B SI 95 F FF 93 B FF 92 4-2 7 CS BB	2 1 0 0 0 0 0	0 0 0 0 0 0 0	0 1 0 0 0 0 0	0 0 0 0 0 1 0	2 0 0 0 0 0 0	0 0 0 0 0 0 0	0 0 0 0 0 0 0
Inning Stats	R: 0 E: 0 K: 1 S: 9 H: 0 LOB: 1 BB: 1 P: 16	R: 0 E: 0 K: 2 S: 9 H: 0 LOB: 0 BB: 0 P: 13	R: 0 E: 0 K: 2 S: 16 H: 0 LOB: 2 BB: 2 P: 27	R: 0 E: 0 K: 1 S: 8 H: 1 LOB: 1 BB: 0 P: 11	R: 0 E: 0 K: 1 S: 9 H: 0 LOB: 0 BB: 0 P: 11	R: 4 E: 0 K: 1 S: 16 H: 4 LOB: 0 BB: 0 P: 25	R: 2 E: 0 K: 0 S: 9 H: 2 LOB: 0 BB: 0 P: 11	R: 0 E: 0 K: 1 S: 6 H: 0 LOB: 0 BB: 0 P: 9	R: 0 E: 0 K: 0 S: 8 H: 1 LOB: 1 BB: 1 P: 16	1B: 4 2B: 1 3B: 0 HR: 3	SF: 0 SAC: 0 DP: 0 HBP: 0					

PITCHER		IP	WLS	BF	H	R	ER	SO	BB	IBB	HBP	BLK	WP	HR	S	P	ERA	WHIP
33 Javier Vazquez, R ERA: 4.19	(1, 1)	6.2	L	30	7	6	6	8	3	0	0	0	0	3	73	110	8.10	1.500
34 Eric O'Flaherty, L ERA: 3.38	(7, 1)	0.1		1	0	0	0	0	0	0	0	0	0	0	3	4	0.00	0.000
58 Peter Moylan, R ERA: 7.84	(8, 1)	1.0		3	0	0	0	1	0	0	0	0	0	0	6	9	0.00	0.000
30 Jeff Bennett, R ERA: 0.71	(9, 1)	1.0		4	1	0	0	0	1	0	0	0	0	0	8	16	0.00	2.000

PITCHER	IP	WLS	BF	H	R	ER	SO	BB	IBB	HBP	BLK	WP	HR	S	P	ERA	WHIP

TOP

New York Mets @ Atlanta Braves

Turner Field, Atlanta, GA

Mon May 04 2009, 7:00 PM EDT

Att. 19,132 - Cloudy - 72 F

livebaseballscorecards.com

AB	34
R	6
H	8
RBI	6
BB	4
SO	9
LOB	8

New York Mets @ Atlanta Braves

Turner Field, Atlanta, GA

Mon May 04 2009, 7:00 PM EDT

Att. 19,132 - Cloudy - 72 F

BOTTOM

Batter	1	2	3	4	5	6	7	8	9	AB	R	H	RBI	BB	SO	LOB
2 Kelly Johnson, L (1, 4) OBP: 0.307, SLG: 0.390	X SI 90 0-0 ① F7	B SI 93 S SI 92 B SI 93 B CH 84 B SI 93 4-1 19 1B 1-2 BB			X CH 82 0-0 ① G3		B FF 93 C FF 94 B FF 93 X FF 93 2-1 ①② G6-4-3 1-2f		B FF 93 X FF 91 1-0 ③ F8	4	0	0	0	1	0	1
19 Yunel Escobar, R (1, 6) OBP: 0.358, SLG: 0.430	C SI 92 F SI 92 B SL 86 S FF 87 1-3 ② K	X SL 87 0-0 1-2 2-H 1B			B SI 92 B SI 90 C SI 92 F SI 92 B SI 93 B SI 93 4-2 22 CS BB		C FF 97 B SL 89 F FF 98 X FF 98 1-2 ③ F9			3	0	1	1	1	1	0
10 Chipper Jones, S (1, 5) OBP: 0.419, SLG: 0.493	C SI 93 S SI 93 F SI 94 B SI 92 B SI 93 B SL 86 F SI 92 F SI 93 B SI 92 4-2 BB	S SI 93 X SL 86 0-1 ③ F7			1 SAFE B SI 91 1 SAFE X SI 92 1-0 ② L7			F FF 92 S SI 94 X FF 92 0-2 HR		3	1	1	1	1	0	3
22 Casey Kotchman, L (1, 3) OBP: 0.361, SLG: 0.391	B SI 92 C SI 92 B SI 93 B SI 92 X SI 92 3-1 ③ F9		B B SI 90 C SI 91 C SI 92 S SI 91 3-3 ① K		1 SAFE B SI 91 1-0 ③ CS 1-2	S FF 90 S SI 90 B SI 92 F SI 93 F SL 93 B SL 84 X SI 91 2-2 8 SH5-3 28 BB 1B		C SI 93 B FF 92 F SI 93 B FS 86 X FS 84 2-2 ① G6-3		4	0	1	0	0	1	1
7 Jeff Francoeur, R (1, 9) OBP: 0.305, SLG: 0.444		B SI 90 F SI 92 S SL 86 F SL 84 X SI 93 1-2 8 BB 33 FC6-4 28 BB 1B	S SL 85 X SL 86 0-1 ② G3-1			X SL 84 0-0 ① P4		B FF 92 F FF 93 B SL 86 F FF 93 S FS 86 2-3 ② K		4	1	1	0	0	1	1
28 Brandon Jones, L (1, 7) OBP: 0.471, SLG: 0.308		B SI 92 B SI 93 B SI 92 B SI 93 4-0 8 BB 33 E 1-2 BB	B SI 91 F SI 91 F SI 91 B SI 92 S SI 92 2-3 ③ K			B SI 92 C SI 92 B SI 92 B SI 92 B SI 92 4-1 8 SH5-3 1-2 BB		C FS 85 S FS 85 B FF 93 X FS 86 1-2 1B		2	1	1	0	2	1	0
8 David Ross, R (1, 2) OBP: 0.400, SLG: 0.514		B SL 86 B SI 92 C SI 93 B SI 92 B SI 93 4-1 33 FC6-4 1-2 2-3 BB		S SI 91 C SI 92 B SL 86 F SI 92 F SL 85 S SL 84 1-3 ① K		B SI 93 C SI 93 X SI 93 1-1 ② SH5-3 1-2 2-3		F FF 93 C FF 94 S FF 94 0-3 ③ K		2	0	0	0	1	2	1
24 Jordan Schafer, L (1, 8) OBP: 0.384, SLG: 0.395		S SI 93 S SI 94 B SI 94 S SI 94 1-3 ① K		F SI 92 X FF 92 0-1 ② F9		S SI 94 F SI 93 B SI 94 S SI 94 1-3 ③ K			C FF 92 F CU 79 B CH 86 F CU 79 S CH 84 1-3 ① K	4	0	0	0	0	3	5
33 Javier Vazquez, R (1, 1) 34 Eric O'Flaherty, L (7, 1) 20 Greg Norton, S (7, PH) OBP: 0.333, SLG: 0.188 58 Peter Moylan, R (8, 1) 30 Jeff Bennett, R (9, 1) 4 Omar Infante, R (9, PH) OBP: 0.400, SLG: 0.420		C SI 93 X SI 94 0-1 ② FC6-4 2 BB 19 1B 1-2f 2-H 3-H		C SI 91 C SI 92 S SI 93 0-3 ③ K			C FF 95 B FF 96 B FF 96 B FF 94 B FF 94 4-1 2 G6-4-3 BB		F FF 92 B FF 94 F FF 93 X CU 77 1-2 ② P6	2 0 0 0 0 0 1	1 0 0 0 0 0 0	0 0 0 0 0 0 0	1 0 0 0 0 0 0	0 0 1 0 0 0 0	1 0 0 0 0 0 0	1 0 0 0 0 0 0

Inning Stats	1	2	3	4	5	6	7	8	9
	R: 0 E: 0 K: 1 S: 11	R: 3 E: 1 K: 1 S: 14	R: 0 E: 0 K: 2 S: 8	R: 0 E: 0 K: 2 S: 10	R: 0 E: 0 K: 0 S: 4	R: 0 E: 0 K: 1 S: 12	R: 0 E: 0 K: 0 S: 6	R: 1 E: 0 K: 2 S: 15	R: 0 E: 0 K: 1 S: 8
	H: 0 LOB: 1 BB: 1 P: 19	H: 2 LOB: 2 BB: 3 P: 28	H: 0 LOB: 0 BB: 0 P: 13	H: 0 LOB: 0 BB: 0 P: 11	H: 0 LOB: 0 BB: 1 P: 10	H: 1 LOB: 2 BB: 1 P: 20	H: 0 LOB: 0 BB: 1 P: 13	H: 2 LOB: 1 BB: 0 P: 20	H: 0 LOB: 0 BB: 0 P: 11

1B: 4	SF: 0	WP: 0	PA: 38
2B: 0	SAC: 1	PB: 0	
3B: 0	DP: 1	SB: 0	
HR: 1	HBP: 0	CS: 1	

PITCHER		IP	WLS	BF	H	R	ER	SO	BB	IBB	HBP	BLK	WP	HR	S	P	ERA	WHIP
33 John Maine, R ERA: 5.2	(1, 1)	6.0	W	26	3	3	3	7	6	0	0	0	0	0	59	101	4.50	1.500
39 Bobby Parnell, R ERA: 1.46	(7, 1)	1.0	H	3	0	0	0	0	1	0	0	0	0	0	6	13	0.00	1.000
22 J.J. Putz, R ERA: 3.6	(8, 1)	1.0	H	5	2	1	1	2	0	0	0	0	0	1	15	20	9.00	2.000
75 Francisco Rodríguez, R ERA: 1.69	(9, 1)	1.0	S	3	0	0	0	1	0	0	0	0	0	0	8	11	0.00	0.000

PITCHER	IP	WLS	BF	H	R	ER	SO	BB	IBB	HBP	BLK	WP	HR	S	P	ERA	WHIP

livebaseballscorecards.com

AB	29
R	4
H	5
RBI	3
BB	7
SO	10
LOB	13

Batter	1	2	3	4	5	6	7	8	9	AB	R	H	RBI	BB	SO	LOB
7 José Reyes, S (1, 6) OBP: 0.342, SLG: 0.343	B FF 90 C FF 90 B FF 90 X FF 90 2-1 F8 ①	C FO 85 B FF 88 F CU 72 B FF 88 B FF 87 B FC 86 4-2 BB		C FF 88 X FO 82 0-1 G4-3 ①		X FF 89 0-0 G6-3 ①			B FF 91 X FF 90 1-0 28 E 28 FC5 21 1B 1B	4	1	1	0	1	0	0
28 Daniel Murphy, L (1, 7) OBP: 0.379, SLG: 0.470 75 Francisco Rodríguez, R (9, 1)	C SI 90 B SI 86 X FF 90 1-1 21 1B 1B	B FF 90 B SI 90 F FF 90 D FF 91 X FF 90 3-1 F8 ③		B FO 84 B FF 89 C FF 89 F FF 90 F FF 90 B FF 89 B FF 88 4-2 5 WP 15 1B BB		C FF 91 X SL 82 0-1 L4 ②			1 SAFE L FF 92 1 SAFE 1 SAFE 1 SAFE X FF 92 0-1 FC5 21 1B 1-3	4 0	1 0	1 0	0 0	1 0	0 0	4 0
15 Carlos Beltrán, S (1, 8) OBP: 0.504, SLG: 0.606	C FF 90 1 SAFE F FF 89 T FC 87 0-2 K ②		X FF 88 0-0 5 S 5 2B 1B	1 SAFE B 1 SAFE X FF 87 1-0 5 WP 1-2 1B		B SI 90 X FF 91 1-0 P4 ③			I I IN 67 I I 4-0 5 WP 21 1B IBB	4	1	2	0	1	1	1
21 Carlos Delgado, L (1, 3) OBP: 0.352, SLG: 0.455	B FF 90 B FF 91 X FF 89 2-0 1-3 1B		C FF 89 S CU 70 1 SAFE B CU 70 S FF 89 1-3 K ① B S B B S S 3-3 K ②				X SL 81 0-0 F8 ①		X SL 82 0-0 5 WP 1-2 2-H 3-H 1B	5	0	2	2	0	2	3
5 David Wright, R (1, 5) OBP: 0.389, SLG: 0.454	B FF 90 S FF 90 B FF 91 B FF 90 S FF 90 S CU 71 3-3 K ③		C FF 90 1 SAFE B FF 87 C FF 90 B FF 90 X CU 70 2-2 11 PB 11 2B 1-H 2B	B FO 85 B FF 88 C FF 89 F FF 88 C FC 86 2-3 K ③ 1-2 2-3			B FF 89 C FF 90 X SL 82 1-1 11 CS 1B		C FF 89 B SI 84 B SI 90 C SL 85 B FF 90 F FF 89 F SL 84 F FF 89 F SL 84 3-2 X SL 85 F9 ① 1-2 2-3	5	1	2	1	0	2	6
19 Ryan Church, L (1, 9)		C FF 90 B FF 90 F FF 90 F FC 87 S FO 84 1-3 K2-3 ① S SI 86 B FF 88 B FC 86 X FF 91 2-1 F7 ②		C FF 88 C FF 88 C FC 86 0-3 K ①		B FF 89 X FF 89 1-0 F9 ②		I IN 64 I IN 63 I IN 65 I IN 67 4-0 11 G6-4-3 IBB	4	0	0	0	1	2	2
11 Ramon Castro, R (1, 2) OBP: 0.348, SLG: 0.476		B FF 90 C FF 91 C FF 90 X FF 91 1-2 61 SH1-4 1 E 1B S FF 89 C CU 69 F CU 67 B FF 90 D CU 69 F CU 70 F FF 90 B FO 84 X FF 90 3-2 2-H 2B		C FF 89 B FF 90 X FF 90 1-1 2B			1 SAFE C SI 90 1 SAFE 1 SAFE B FF 90 1-1 CS ③ 1-2	B FF 92 B C FF 92 F X 2-2 P6 ① S FF 90 F SI 90 X SL 85 0-2 G6-4-3 ② 1-2f ③	5	0	3	1	0	0	3
1 Luis Castillo, S (1, 4) OBP: 0.403, SLG: 0.391		C FF 89 B SI 90 C SI 89 D FO 84 F FC 88 F CU 70 B FF 90 F FF 90 F FF 90 3-2 X FF 90 FC4 61 SH1-4 1-2	I IN 68 I IN 70 I IN 69 I IN 72 4-0 IBB	C FF 89 B FO 83 B FF 87 X CU 70 2-1 P6 ②			B B C FF 92 C SI 92 C FF 93 2-3 K ②		3	0	0	0	1	1	2
61 Livan Hernandez, R (1, 1) 39 Bobby Parnell, R (7, 1) 10 Gary Sheffield, R (8, PH) OBP: 0.341, SLG: 0.371 22 J.J. Putz, R (8, 1) 18 Jeremy Reed, L (9, 7) OBP: 0.333, SLG: 0.455		X FF 90 0-0 SH1-4 ② 1-2 2-3	X FF 89 0-0 F8 ③	C FF 89 B FF 89 X CU 67 1-1 L8 ③			C S F X SL 81 0-2 F8 ③		2 0 1 0 0	0 0 0 0 0	0 0 0 0 0	0 0 0 0 0	0 0 0 0 0	0 0 0 0 0	3 0 0 0 0
Inning Stats	R: 0 E: 0 K: 2 S: 11 H: 2 LOB: 2 BB: 0 P: 19	R: 0 E: 1 K: 1 S: 19 H: 1 LOB: 3 BB: 1 P: 31	R: 2 E: 0 K: 1 S: 16 H: 3 LOB: 2 BB: 1 P: 28	R: 0 E: 0 K: 2 S: 12 H: 1 LOB: 2 BB: 1 P: 22	R: 0 E: 0 K: 1 S: 9 H: 1 LOB: 1 BB: 0 P: 13	R: 0 E: 0 K: 0 S: 4 H: 0 LOB: 0 BB: 0 P: 5	R: 0 E: 0 K: 0 S: 5 H: 1 LOB: 0 BB: 0 P: 8	R: 0 E: 0 K: 1 S: 10 H: 0 LOB: 0 BB: 0 P: 14	R: 2 E: 1 K: 0 S: 14 H: 2 LOB: 2 BB: 2 P: 26	1B: 8 2B: 3 3B: 0 HR: 0	SF: 0 SAC: 1 DP: 1 HBP: 0					

PITCHER		IP	WLS	BF	H	R	ER	SO	BB	IBB	HBP	BLK	WP	HR	S	P	ERA	WHIP
11 Kenshin Kawakami, R ERA: 6.41	(1, 1)	5.0	L	27	8	2	2	7	2	1	0	0	1	0	67	113	3.60	2.000
34 Eric O'Flaherty, L ERA: 2.7	(6, 1)	2.0		6	1	0	0	0	0	0	0	0	0	0	9	13	0.00	0.500
Rafael Soriano, R ERA: 1.5	(8, 1)	1.0		3	0	0	0	1	0	0	0	0	0	0	10	14	0.00	0.000
51 Michael Gonzalez, L ERA: 4.66	(9, 1)	0.0		4	2	2	1	0	0	1	0	0	0	0	4	9	∞	∞
38 Buddy Carlyle, R ERA: 5.56	(9, 1)	1.0		3	0	0	0	0	0	1	0	0	1	0	10	17	0.00	0.000

PITCHER	IP	WLS	BF	H	R	ER	SO	BB	IBB	HBP	BLK	WP	HR	S	P	ERA	WHIP

TOP

New York Mets @ Atlanta Braves

Turner Field, Atlanta, GA

Tue May 05 2009, 7:00 PM EDT
Att. 21,049 - Partly Cloudy - 79 F

livebaseballscorecards.com

AB	37
R	4
H	11
RBI	4
BB	5
SO	8
LOB	24

WP: 2 PA: 44
PB: 1
SB: 1
CS: 1

New York Mets @ Atlanta Braves

Turner Field, Atlanta, GA

Tue May 05 2009, 7:00 PM EDT

Att. 21,049 - Partly Cloudy - 79 F

livebaseballscorecards.com

BOTTOM

Batter	1	2	3	4	5	6	7	8	9	AB	R	H	RBI	BB	SO	LOB
4 Omar Infante, R (1, 4) OBP: 0.383, SLG: 0.400	B FF 84 C SI 85 X SL 74 1-1 ① **L7**		C SI 86 X SI 87 0-1 10 L4-6 19 1B 1-2 1B			C FF 84 C SL 80 B CU 68 F FF 84 S CU 64 1-3 ① **K**	F FF 96 B SL 87 X FF 96 1-1 ③ **G6-3**		B FF 93 S FF 93 D CU 82 X FF 92 2-1 **E3** 19 1B 1-3 2-H	5	0	1	0	0	1	3
19 Yunel Escobar, R (1, 6) OBP: 0.370, SLG: 0.440	X FF 84 0-0 ② **F9**		C SI 87 D SL 78 B SI 86 X SI 87 2-1 1-2 2-3 1B			C FF 85 C FF 85 X CU 64 0-2 10 BB 1B		B B C B C SL 92 X 3-2 ① **G6-3**	X FF 94 0-0 1-3 3-H 1B	5	0	3	1	0	0	0
10 Chipper Jones, S (1, 5) OBP: 0.407, SLG: 0.467	X FF 85 0-0 ③ **G4-3**		B SI 86 X SI 86 1-0 ② ③ **L4-6** 2-2			B SI 85 B SI 85 B CH 78 B SI 86 4-0 18 G4-6-3 1-2 BB		B B SI 93 B T SI 92 S F SI 93 F F SI 94 X FF 93 3-2 **E4** 22 FC4-6	B FF 93 C CU 80 B CH 86 X CU 80 2-1 ③ **F9**	4	0	0	0	1	0	5
18 Garret Anderson, L (1, 7) OBP: 0.200, SLG: 0.276		B SI 84 C SI 84 X SI 85 1-1 ① **G4-3**		C SI 84 B SI 85 S CH 78 X SI 86 1-2 ① **L8**		B SI 86 S SI 85 F SI 85 X CH 78 1-2 ② ③ **G4-6-3** 1-2f		X 0-0 ② **F8**		4	0	0	0	0	0	3
22 Casey Kotchman, L (1, 3) OBP: 0.366, SLG: 0.407		C SI 85 B SI 85 F SI 85 B CH 78 X CU 71 2-2 **2B**		B FF 85 F SI 85 X SI 85 1-1 7 G6-4-3 **1B**			B SI 85 F CH 78 B CH 78 X SI 84 2-1 ① **L7**	1 SAFE C SI 91 B X FF 93 1-1 ③ **FC4-6** 1-2f		4	0	2	0	0	0	1
7 Jeff Francoeur, R (1, 9) OBP: 0.303, SLG: 0.437		C SI 87 B SI 87 X SL 76 1-1 ② **P6**		C SI 86 X CU 62 0-1 ② ③ **G6-4-3** 1-2f			X FF 84 0-0 24 BB 14 2B **1B**		F FF 92 X CU 80 0-1 ① **F8**	4	1	1	0	0	0	2
24 Jordan Schafer, L (1, 8) OBP: 0.379, SLG: 0.381		B FF 87 X SI 86 1-0 ③ **G4-3**		F SI 86 X CH 78 0-1 ① **G3-1**			B SI 85 S SI 85 B SI 85 B SI 84 B SI 84 4-1 14 2B 1-2 BB		B FF 93 F FF 91 B CH 84 B FF 93 S FF 92 S FF 90 3-3 ② **K**	3	0	0	0	1	1	1
8 David Ross, R (1, 2) OBP: 0.404, SLG: 0.538 20 Greg Norton, S (7, PH) OBP: 0.318, SLG: 0.176 Rafael Soriano, R (8, 1) 51 Michael Gonzalez, R (9, 1) 38 Buddy Carlyle, L (9, 1) 2 Kelly Johnson, L (9, PH) OBP: 0.315, SLG: 0.397			B SI 85 B SI 86 X SI 86 2-0 11 FC1-5 **2B**		S SL 81 B SL 81 X SL 80 1-1 ② **P5**		C FF 94 B FF 95 S FF 96 C FF 97 1-3 ② **K**		C X CH 85 0-1 5 DI 4 E **1B**	2 1 0 0 0 1	0 0 0 0 0 1	1 0 0 0 0 1	0 0 0 0 0 1	0 0 0 0 0 0	0 1 0 0 0 0	0 2 0 0 0 0
11 Kenshin Kawakami, R (1, 1) OBP: 0.222, SLG: 0.222 23 Matt Diaz, R (5, PH) OBP: 0.324, SLG: 0.410 34 Eric O'Flaherty, L (6, 1) 14 Martín Prado, R (7, PH) OBP: 0.419, SLG: 0.593 5 Clint Sammons, R (8, 2) OBP: 0.333, SLG: 0.200			B FF 85 X FF 85 1-0 ① **FC1-5** 19 1B 4 1B 2-3		F SL 82 B SI 85 C SI 87 S CU 65 1-3 ③ **K**		B FF 97 C FF 96 B FF 98 B FF 96 X FF 95 3-1 1-3 2-H **2B**		F FF 92 S FF 93 B B CU 81 B F FF 91 F FF 92 F FF 93 B FF 93 4-2 4 E 19 1B 1-2 BB	1 1 0 1 0	0 0 0 0 1	0 0 0 1 0	0 0 0 1 0	0 1 0 0 0	0 0 0 0 0	1 0 0 0 0
Inning Stats	R: 0 H: 0 E: 0 LOB: 0 K: 0 BB: 0 S: 4 P: 5	R: 0 H: 1 E: 0 LOB: 1 K: 0 BB: 0 S: 8 P: 13	R: 0 H: 3 E: 0 LOB: 2 K: 0 BB: 0 S: 7 P: 13	R: 0 H: 1 E: 0 LOB: 0 K: 0 BB: 0 S: 7 P: 9	R: 0 H: 0 E: 0 LOB: 0 K: 1 BB: 0 S: 7 P: 9	R: 0 H: 1 E: 0 LOB: 1 K: 1 BB: 1 S: 10 P: 16	R: 1 H: 2 E: 0 LOB: 2 K: 1 BB: 1 S: 11 P: 22	R: 0 H: 0 E: 1 LOB: 1 K: 0 BB: 0 S: 12 P: 19	R: 2 H: 2 E: 1 LOB: 2 K: 1 BB: 1 S: 17 P: 28	1B: 7 SF: 0 2B: 4 SAC: 0 3B: 0 DP: 3 HR: 0 HBP: 0						

	AB	36
	R	3
	H	10
	RBI	2
	BB	3
	SO	4
	LOB	18

WP: 0 PA: 39
PB: 0
SB: 0
CS: 0

PITCHER		IP	WLS	BF	H	R	ER	SO	BB	IBB	HBP	BLK	WP	HR	S	P	ERA	WHIP
61 Livan Hernandez, R ERA: 5.53	(1, 1)	6.1	W	25	7	1	1	2	2	0	0	0	0	0	47	75	1.42	1.421
39 Bobby Parnell, R ERA: 1.38	(7, 1)	0.2	H	3	1	0	0	1	0	0	0	0	0	0	7	12	0.00	1.500
22 J.J. Putz, R ERA: 3.38	(8, 1)	1.0	H	4	0	0	0	0	0	0	0	0	0	0	12	19	0.00	0.000
75 Francisco Rodríguez, R ERA: 1.54	(9, 1)	1.0	S	7	2	2	0	1	1	0	0	0	0	0	17	28	0.00	3.000

PITCHER	IP	WLS	BF	H	R	ER	SO	BB	IBB	HBP	BLK	WP	HR	S	P	ERA	WHIP

Atlanta Braves @ Florida Marlins

Land Shark Stadium, Miami, FL

Wed May 06 2009, 7:10 PM EDT

Att. 12,725 - Clear - 83 F

TOP

livebaseballscorecards.com

Batter	1	2	3	4	5	6	7	8	9	AB	R	H	RBI	BB	SO	LOB
4 Omar Infante, R (1, 4) OBP: 0.400, SLG: 0.414	B SI 83 X SI 84 1-0 10 2B 18 G3-1 1B	X CH 76 0-0 ② SF8 3-H	C SL 82 X FF 90 0-1 10 1B 1-2 2-3 3-H 1B		F SL 85 X CH 77 0-1 ③ F8			B SI 94 B SI 94 B SI 92 C SI 92 F FF 93 B SI 94 4-2 10 S BB		3	1	2	2	1	0	0
19 Yunel Escobar, R (1, 6) OBP: 0.362, SLG: 0.427	C SI 84 B SI 83 X SI 84 1-1 ① F9	B CH 77 X SI 84 1-0 10 BB 18 1B 1-2 2-H 1B	X SI 90 0-0 ② F9			B CH 82 F FF 88 B FF 90 X CH 82 2-1 ① G4-3		1 SAFE 1 SAFE F CH 84 1 SAFE X SI 93 0-1 ② F8		5	1	1	1	0	0	5
10 Chipper Jones, S (1, 5) OBP: 0.427, SLG: 0.487	B SI 85 B SI 84 X SI 85 2-0 18 G3-1 1-3 2B	B CH 76 F SI 83 B CH 75 S CH 78 B SI 85 B SI 84 4-2 18 1B 1-2 2-3 BB	B SL 83 T FF 90 C FF 91 B FF 92 X SL 86 2-2 1-2 2-H 3-H 1B			F FF 90 S SL 80 S FF 89 0-3 ② K		1 SAFE B FF 94 I IN 66 I IN 66 I IN 69 4-0 1-2 IBB		3	0	2	2	2	1	0
18 Garret Anderson, L (1, 7) OBP: 0.229, SLG: 0.273	B CH 78 X SI 83 1-0 ② G3-1 2-3 3-H	C SI 85 D SL 74 B SI 85 F SI 85 B SI 85 X SI 85 3-2 1-3 2-H 3-H 1B	F FF 90 F FF 90 B SL 84 D SL 78 B FF 91 C SL 83 3-3 ③ K			B SL 80 B SL 79 B FF 90 C SI 89 B FF 90 4-1 14 FC6-4 BB		B SI 93 F SI 93 S CH 85 X CH 86 1-2 ③ G4-3		4	0	1	3	1	1	5
14 Martín Prado, R (1, 3) OBP: 0.371, SLG: 0.516 58 Peter Moylan, R (7, 1) Rafael Soriano, R (8, 1) 20 Greg Norton, S (9, PH) OBP: 0.304, SLG: 0.167 51 Michael Gonzalez, R (9, 1)	X CH 77 0-0 ③ F7	B SI 84 B SI 84 D CH 77 C SI 85 F CH 78 X SI 84 3-2 ③ F8		B FF 89 C SL 83 X CH 77 1-1 ① F8		F CH 81 X CH 82 0-1 ③ FC6-4 1-2f			X FF 97 0-0 ① P6	4 0 0 1 0	0 0 0 0 0	0 0 0 0 0	0 0 0 0 0	0 0 0 0 0	0 0 0 0 0	4 0 0 0 0
7 Jeff Francoeur, R (1, 9) OBP: 0.307, SLG: 0.435		F SI 84 X SL 74 0-1 32 SH 8 1B 4 SF8 1B	S CH 76 S CH 76 X CH 77 0-2 32 BB 24 WP 4 1B 1B	F FF 90 F FF 91 S CH 78 0-3 ② K			F SL 84 F CH 85 F SI 95 X CH 87 0-2 ① G5-3		B SL 83 F SL 82 S FF 98 F FF 96 X SL 84 1-2 ② F8	5	2	2	0	0	1	0
8 David Ross, R (1, 2) OBP: 0.404, SLG: 0.512		C SI 83 1 SAFE F SI 83 B SI 84 B CH 78 F SI 84 1 SAFE X SI 84 2-2 32 SH 19 1B 1-2 1B	B SI 82 B CH 76 F CH 76 1 SAFE B SI 83 1 SAFE S CH 77 S CH 75 3-3 ① K	S CH 76 B CH 79 B FF 89 C FF 90 F CH 77 B FF 91 F FF 90 C SL 84 3-3 ③ K			B SL 84 B SI 94 B SI 91 C FF 92 C SI 92 X SI 93 3-2 ② L9		C SL 82 B FF 98 B SL 84 B FF 96 F FF 94 B SI 96 4-2 BB	4	1	1	0	1	2	1
24 Jordan Schafer, L (1, 8) OBP: 0.370, SLG: 0.364		B SI 83 D SL 74 B SI 84 C SI 83 C FF 83 F SI 83 C SI 85 3-3 ① K	C SI 83 B CH 77 1 SAFE 1 SAFE B SI 82 B CH 78 B SI 83 4-1 4 1B 32 BB 10 1B 1-2 BB		B SL 83 B FF 89 C FF 89 S FF 88 S FF 91 2-3 ① K		F FF 92 F CH 86 S SI 94 0-3 ③ K		B SI 96 F FF 96 S FF 96 S SI 97 1-3 ③ K	4	1	0	0	1	4	3
32 Derek Lowe, R (1, 1) 38 Buddy Carlyle, L (6, 1) 22 Casey Kotchman, L (7, 3) OBP: 0.363, SLG: 0.402		X SI 84 0-0 SH 10 BB 19 1B 18 1B 1-2 2-3	B SI 84 B SI 83 C SI 83 B SI 84 B SI 84 4-1 4 1B 10 1B 1-2 2-3 BB		B FF 88 B FF 88 C SI 89 S FF 88 S FF 90 2-3 ② K			X SI 94 0-0 ① L8		1 0 1	2 0 0	0 0 0	0 0 0	1 0 0	1 0 0	0 0 0
Inning Stats	R: 1 E: 0 K: 0 S: 6 H: 2 LOB: 1 BB: 0 P: 11	R: 4 E: 1 K: 1 S: 21 H: 4 LOB: 2 BB: 1 P: 37	R: 3 E: 0 K: 2 S: 17 H: 3 LOB: 2 BB: 2 P: 33	R: 0 E: 0 K: 2 S: 10 H: 0 LOB: 0 BB: 0 P: 14	R: 0 E: 0 K: 2 S: 8 H: 0 LOB: 0 BB: 0 P: 12	R: 0 E: 0 K: 1 S: 8 H: 0 LOB: 1 BB: 1 P: 14	R: 0 E: 0 K: 1 S: 10 H: 0 LOB: 0 BB: 0 P: 13	R: 0 E: 0 K: 0 S: 8 H: 0 LOB: 2 BB: 2 P: 17	R: 0 E: 0 K: 1 S: 10 H: 0 LOB: 1 BB: 1 P: 16	1B: 8 2B: 1 3B: 0 HR: 0 SF: 1 SAC: 1 DP: 0 HBP: 0						

	AB	35
	R	8
	H	9
	RBI	8
	BB	7
	SO	10
	LOB	18

WP: 1 PA: 44
PB: 0
SB: 1
CS: 0

PITCHER		IP	WLS	BF	H	R	ER	SO	BB	IBB	HBP	BLK	WP	HR	S	P	ERA	WHIP
50 Graham Taylor, L ERA: 8.18	(1, 1)	2.1	L	18	7	8	4	2	3	0	0	0	1	0	35	67	15.43	4.286
53 Dan Meyer, L ERA: 2.08	(3, 1)	2.2		10	2	0	0	5	0	0	0	0	0	0	27	40	0.00	0.750
37 Renyel Pinto, L ERA: 1.42	(6, 1)	1.0		4	0	0	0	1	1	0	0	0	0	0	8	14	0.00	1.000
46 Juan Carlos Oviedo, R ERA: 2.45	(7, 1)	2.0		8	0	0	0	1	1	1	0	0	0	0	18	30	0.00	0.500
22 Matt Lindstrom, R ERA: 6.55	(9, 1)	1.0		4	0	0	0	1	1	0	0	0	0	0	10	16	0.00	1.000

PITCHER	IP	WLS	BF	H	R	ER	SO	BB	IBB	HBP	BLK	WP	HR	S	P	ERA	WHIP

BOTTOM

Atlanta Braves @ Florida Marlins

Land Shark Stadium, Miami, FL

Wed May 06 2009, 7:10 PM EDT

Att. 12,725 - Clear - 83 F

livebaseballscorecards.com

Batter	1	2	3	4	5	6	7	8	9	AB	R	H	RBI	BB	SO	LOB
1 Emilio Bonifácio, S (1, 5) OBP: 0.297, SLG: 0.308	C SI 86 X SI 86 0-1 ① G6-3	1 SAFE 1 SAFE L SI 88 X SI 88 0-1 ③ G2-3			B SI 87 B SI 87 C SI 88 X 2-1 ① G4-3	S SI 90 1 SAFE L SI 90 S FF 90 0-3 ② K			B FF 91 B FF 91 C FF 90 S FF 92 X FF 92 2-2 ① G1-3	5	0	0	0	0	1	3
24 Cameron Maybin, R (1, 8) OBP: 0.289, SLG: 0.321	C SI 87 B SI 87 B SI 87 S SI 87 F SI 87 B SI 88 B SI 87 4-2 2 1B 3 HR BB		C SI 88 B SL 82 B SI 87 F SI 88 X SI 89 2-2 2 G1-3 3 2B 1B		S SI 87 X SI 88 0-1 ② L4	C SL 86 B SL 85 B FF 90 B SL 86 X FF 89 3-1 ③ F8			B FF 93 C FF 93 B SL 83 F FF 93 F FF 93 F SL 82 S SL 83 2-3 ② K	4	2	1	0	1	1	2
2 Hanley Ramirez, R (1, 6) OBP: 0.385, SLG: 0.484	X SI 86 0-0 3 HR 1-2 1B		1 SAFE D SI 88 B SI 89 C SI 88 B SI 89 X SI 88 3-1 ① G1-3 1-2		S SL 80 B SI 89 B SI 88 B SL 82 F SI 87 F SI 88 B SL 81 4-2 3 2B BB		X SI 88 0-0 ① G6-3		C FF 93 F SL 83 S FF 94 0-3 ③ K	4	2	1	0	1	1	1
3 Jorge Cantu, R (1, 3) OBP: 0.400, SLG: 0.685	C SI 87 X SI 88 0-1 1-H 2-H HR		B SL 82 B SL 82 X SI 88 2-0 2-H 2B		S SL 82 S SL 82 B SL 82 F SL 81 B SL 82 X SL 82 2-2 21 2B 1-H 2B		C SI 89 F SI 89 X SI 91 0-2 ② F9			4	2	3	5	0	0	0
21 John Baker, L (1, 2) OBP: 0.376, SLG: 0.459	C SI 88 B SL 81 S CH 83 B SL 81 F SL 81 B SI 87 T SI 88 3-2 ② K		F SL 82 C SI 88 C SL 82 0-3 ② K		B SI 88 C SI 88 X SL 81 1-1 2-H 2B		B SI 89 B SI 88 X SI 88 2-0 ③ G4-3			4	0	1	1	0	2	1
6 Dan Uggla, R (1, 4) OBP: 0.310, SLG: 0.365	B SL 80 C SL 80 F SI 88 B SI 88 F SI 87 X SI 88 2-2 ③ F8		B SL 82 C SL 82 C SL 81 F SL 82 B SL 82 F SL 82 X SI 89 2-2 ③ F8		B SL 81 S SL 82 X SL 81 1-1 ③ G6-3			B FF 90 B FF 90 B FF 90 C FF 90 X SI 92 3-1 1B		4	0	1	0	0	0	2
27 Jeremy Hermida, L (1, 7) OBP: 0.395, SLG: 0.402		C SI 87 B CH 84 X CH 82 1-1 50 CS 12 S 1B		B SI 87 B SI 87 X SI 87 2-0 ① G3		C SI 88 S SI 90 F SI 91 B FF 91 X CH 80 1-2 12 1B 1B		X SI 92 0-0 ① F8		4	0	2	0	0	0	1
12 Cody Ross, R (1, 9) OBP: 0.269, SLG: 0.386		B SI 87 B SL 80 B SL 80 C SI 88 C SL 80 F SI 87 F SL 81 B SI 89 4-2 1-2 BB	C SI 88 B SI 88 F SI 88 B SI 89 S SL 82 2-3 ② K		X FF 89 0-0 1-3 1B		C SI 90 B FF 90 F SL 80 B SI 92 C FF 90 2-3 ② K		3	0	1	0	1	2	1
50 Graham Taylor, L (1, 1) 53 Dan Meyer, R (3, 1) 37 Renyel Pinto, L (6, 1) 7 Ross Gload, L (6, PH) OBP: 0.375, SLG: 0.270 46 Juan Carlos Oviedo, R (7, 1) 18 Wes Helms, R (8, PH) OBP: 0.306, SLG: 0.333 22 Matt Lindstrom, R (9, 1)		M SI 87 2 SAFE L SI 87 L SI 88 0-3 ① ② K 2-3	B SI 88 C SI 88 S SI 88 B SI 88 C SI 88 2-3 ③ K		C SI 90 D SL 86 F SI 90 B FF 90 1 SAFE X FF 90 2-2 ① F8		F SL 82 S FF 91 F FF 91 C FF 93 0-3 ③ K		1 0 0 0 0 1 2 1 0 0 0 0 1 0 0 0 0 0 0 0 0 1 0 0 0 0 0 2 0 0 0 0 0 0 0 1 0 0 0 0 1 1 0 0 0 0 0 0 0						
Inning Stats	R: 3 H: 2 E: 0 LOB: 0 K: 1 BB: 1 S: 16 P: 25	R: 0 H: 1 E: 0 LOB: 1 K: 1 BB: 1 S: 11 P: 16	R: 1 H: 2 E: 0 LOB: 1 K: 1 BB: 0 S: 14 P: 23	R: 0 H: 0 E: 0 LOB: 0 K: 2 BB: 0 S: 7 P: 13	R: 2 H: 2 E: 0 LOB: 1 K: 0 BB: 1 S: 15 P: 25	R: 0 H: 2 E: 0 LOB: 2 K: 1 BB: 0 S: 13 P: 19	R: 0 H: 0 E: 0 LOB: 0 K: 0 BB: 0 S: 5 P: 7	R: 0 H: 1 E: 0 LOB: 1 K: 2 BB: 0 S: 10 P: 15	R: 0 H: 0 E: 0 LOB: 0 K: 2 BB: 0 S: 11 P: 15	1B: 6 2B: 3 3B: 0 HR: 1	SF: 0 SAC: 0 DP: 0 HBP: 0						

	AB	36
	R	6
	H	10
	RBI	6
	BB	3
	SO	10
	LOB	16

PITCHER		IP	WLS	BF	H	R	ER	SO	BB	IBB	HBP	BLK	WP	HR	S	P	ERA	WHIP
32 Derek Lowe, R ERA: 3.98	(1, 1)	5.0	W	24	7	6	6	5	3	0	0	0	0	1	63	102	10.80	2.000
38 Buddy Carlyle, R ERA: 5.11	(6, 1)	1.0	H	5	2	0	0	1	0	0	0	0	0	0	13	19	0.00	2.000
58 Peter Moylan, R ERA: 7.15	(7, 1)	1.0	H	3	0	0	0	0	0	0	0	0	0	0	5	7	0.00	0.000
Rafael Soriano, R ERA: 1.38	(8, 1)	1.0	H	4	1	0	0	2	0	0	0	0	0	0	10	15	0.00	1.000
51 Michael Gonzalez, L ERA: 4.22	(9, 1)	1.0	S	3	0	0	0	2	0	0	0	0	0	0	11	15	0.00	0.000

PITCHER	IP	WLS	BF	H	R	ER	SO	BB	IBB	HBP	BLK	WP	HR	S	P	ERA	WHIP

Batter	1	2	3	4	5	6	7	8	9	AB	R	H	RBI	BB	SO	LOB
4 Omar Infante, R (1, 5) OBP: 0.386, SLG: 0.397	B FS 86 X FS 86 1-0 ① F9	C SL 80 B CU 72 F FF 88 B SI 88 X SL 82 2-2 ③ F8			C FS 86 B CU 73 C CU 73 B SL 80 F FF 88 X FS 80 2-2 ① G6-3		B SL 79 B SI 89 F SI 87 C SI 88 X SL 77 2-2 1B		C SL 80 X FF 89 0-1 ②③ F8-2 3-H	5	0	1	0	0	0	1
19 Yunel Escobar, R (1, 6) OBP: 0.358, SLG: 0.420	X FF 88 0-0 ② F9		B FF 87 S SL 83 C CU 73 F FF 92 F SI 91 S FS 83 1-3 ① K		B FF 89 F SL 79 X SL 80 1-1 22 2B 1B		1 SAFE C SI 88 B SI 87 1 SAFE 1 SAFE P PO 84 F SI 88 1 SAFE F SI 87 2-3 ② K			4	1	1	0	0	2	1
18 Garret Anderson, L (1, 7) OBP: 0.231, SLG: 0.250	B FF 90 C FF 90 B CU 73 B FF 89 B FF 88 4-1 22 1B BB		X FF 90 0-0 ② G6-3		P PO 83 S SL 79 X FF 89 1-1 ② F9		C FF 89 B CH 83 B CH 80 B CH 81 F FF 89 S CH 82 3-3 ③ K			3	0	0	0	1	1	2
22 Casey Kotchman, L (1, 3) OBP: 0.377, SLG: 0.458	C FF 89 X SI 89 0-1 1-2 1B		C FF 90 X SI 90 0-1 HR		1 SAFE X FF 88 0-0 1-H 2B			B FF 90 C FF 90 S FF 90 S CH 84 1-3 ① K		4	1	3	2	0	1	0
7 Jeff Francoeur, R (1, 9) OBP: 0.305, SLG: 0.429	C CU 74 B FF 92 F SL 83 F FF 92 B SL 84 X SL 83 2-2 ③ F9		F FF 90 X CU 75 0-1 ③ F7		S SL 82 C SI 89 S SL 81 0-3 ③ K			X FF 91 0-0 2 CS 1B		4	0	1	0	0	1	3
2 Kelly Johnson, L (1, 4) OBP: 0.323, SLG: 0.402		C CU 70 X FS 80 0-1 8 HR 1B	B FS 81 C FS 81 X FF 88 1-1 ① G3		B SI 89 X SI 88 1-0 ① G6-3			C FF 90 1 SAFE B FF 91 C FF 89 D CH 82 D CH 83 1 SAFE F CH 84 X 3-2 ② 8 S 1-2 1B		4	1	2	0	0	0	0
8 David Ross, R (1, 2) OBP: 0.411, SLG: 0.574		F FC 89 B FF 91 1 SAFE 1 SAFE X SL 82 1-1 1-H HR	C CU 73 F FF 90 X FS 84 0-2 ② P6		B SI 88 C SI 88 B SI 86 X SI 88 2-1 24 G1-6-3 1B			C FF 88 1 SAFE S SL 80 B SL 82 S SL 79 1-3 ③ K 1-2		4	1	2	2	0	1	1
24 Jordan Schafer, L (1, 8) OBP: 0.375, SLG: 0.370		L FF 89 X CU 76 0-1 ① F9	B FF 90 X FF 88 1-0 1B		B SI 88 1 SAFE F SI 88 X SI 87 1-1 ②③ G1-6-3 1-2f				X SL 79 0-0 20 G3 4 F8-2 E2 1B	4	0	2	0	0	0	1
49 Jair Jurrjens, R (1, 1) OBP: 0.154, SLG: 0.083 Rafael Soriano, R (8, 1) 20 Greg Norton, S (9, PH) OBP: 0.292, SLG: 0.158 51 Michael Gonzalez, R (9, 1)		B FF 89 B FS 86 C FS 86 B FS 86 C FS 87 C FS 87 3-3 ② K	B FF 89 1 SAFE S FF 89 F FF 89 S FF 91 1-3 ③ K				C SI 87 C SI 87 B SL 80 S SI 88 1-3 ① K		B SL 80 B CH 83 X FF 89 2-0 ① G3 2-3	3 0 1 0	0 0 0 0	0 0 0 0	0 0 0 0	0 0 0 0	3 0 0 0	1 0 1 0
Inning Stats	R: 0 E: 0 K: 0 S: 9 H: 1 LOB: 2 BB: 1 P: 16	R: 2 E: 0 K: 1 S: 12 H: 2 LOB: 0 BB: 0 P: 18	R: 1 E: 0 K: 1 S: 10 H: 1 LOB: 0 BB: 0 P: 11	R: 0 E: 0 K: 1 S: 9 H: 1 LOB: 1 BB: 0 P: 12	R: 1 E: 0 K: 1 S: 13 H: 2 LOB: 1 BB: 0 P: 16	R: 0 E: 0 K: 0 S: 5 H: 1 LOB: 0 BB: 0 P: 9	R: 0 E: 0 K: 3 S: 14 H: 1 LOB: 1 BB: 0 P: 21	R: 0 E: 0 K: 2 S: 11 H: 2 LOB: 1 BB: 0 P: 16	R: 0 E: 1 K: 0 S: 4 H: 1 LOB: 0 BB: 0 P: 6	1B: 9 2B: 2 3B: 0 HR: 2 SF: 0 SAC: 0 DP: 2 HBP: 0					WP: 0 PB: 0 SB: 1 CS: 1	PA: 37	

TOP

Atlanta Braves @ Florida Marlins

Land Shark Stadium, Miami, FL

Thu May 07 2009, 12:10 PM EDT
Att. 17,759 - Partly Cloudy - 85 F

livebaseballscorecards.com

AB	36
R	4
H	12
RBI	4
BB	1
SO	9
LOB	11

PITCHER		IP	WLS	BF	H	R	ER	SO	BB	IBB	HBP	BLK	WP	HR	S	P	ERA	WHIP
19 Aníbal Sánchez, R ERA: 5.79	(1, 1)	4.2	L	22	7	4	4	3	1	0	0	0	0	2	50	70	7.71	1.714
35 Burke Badenhop, R ERA: 4.0	(5, 1)	2.0		7	2	0	0	3	0	0	0	0	0	0	19	27	0.00	1.000
37 Renyel Pinto, L ERA: 1.32	(7, 1)	1.0		4	2	0	0	2	0	0	0	0	0	0	11	18	0.00	2.000
40 Kiko Calero, R ERA: 1.76	(8, 1)	1.1		4	1	0	0	1	0	0	0	0	0	0	7	10	0.00	0.750

PITCHER	IP	WLS	BF	H	R	ER	SO	BB	IBB	HBP	BLK	WP	HR	S	P	ERA	WHIP

Atlanta Braves @ Florida Marlins

Land Shark Stadium, Miami, FL

Thu May 07 2009, 12:10 PM EDT
Att. 17,759 - Partly Cloudy - 85 F

BOTTOM

Batter	1	2	3	4	5	6	7	8	9	AB	R	H	RBI	BB	SO	LOB
1 Emilio Bonifácio, S (1, 5) OBP: 0.295, SLG: 0.306	C FF 89 B FF 89 F FF 89 B SI 91 F FF 90 F FF 89 B CH 83 F FF 90 F FF 90 3-2 X FF 90 2 CS 1B		C FF 92 X CH 85 0-1 ② G4-3 2-3			B FF 90 B SI 90 C FF 89 C FF 90 F FF 92 B CH 86 X FF 92 3-2 ① L9		B FF 92 S FF 92 L FF 93 X FF 93 1-2 ② FC6-4 18 BB 1-2f		4	0	1	0	0	0	2
24 Cameron Maybin, R (1, 8) OBP: 0.280, SLG: 0.310 18 Wes Helms, R (8, PH) OBP: 0.324, SLG: 0.333 25 Brett Carroll, R (8, PR) OBP: 0.167, SLG: 0.118 (9, 8)	1 SAFE 1 SAFE F SI 90 X SI 92 0-1 ① F9		S SL 82 C FF 94 F FF 94 C FF 94 0-3 ③ K			C SL 81 X SL 80 0-1 ② G4-3		1 SAFE B FF 92 S FF 92 B FF 93 F FF 93 F FF 94 F SI 94 F FF 93 F FF 94 4-2 B SL 83 F FF 94 B FF 94 1-2 BB		3 0 0	0 0 0	0 0 0	0 1 0	0 0 0	1 0 0	2 0 0
2 Hanley Ramirez, R (1, 6) OBP: 0.389, SLG: 0.545	1 SAFE B SL 82 1 SAFE C SI 92 B SI 91 X SI 92 2-1 ② 1-2 HR			X FF 92 0-0 ① F9		C SI 93 C SI 92 B CH 84 B FF 95 F FF 95 X SI 94 2-2 HR		F FF 93 C SI 93 B FF 96 S FF 94 1-3 ③ K		4	2	2	2	0	1	2
3 Jorge Cantu, R (1, 3) OBP: 0.385, SLG: 0.656	X SL 81 0-0 ③ F8			B SI 92 B SL 82 B SL 81 C FF 93 F CH 84 S FF 93 3-3 ② K		C CH 84 C CH 83 B SL 82 X SL 80 1-2 ③ F7			S FF 92 B FF 93 S FF 94 X FF 94 1-2 ① P4	4	0	0	0	0	1	0
27 Jeremy Hermida, L (1, 7) OBP: 0.390, SLG: 0.389		B FF 89 B CH 83 C CH 83 X CH 83 2-1 ① G6-3		B CH 84 B SI 91 C FF 90 F FF 92 F CH 85 B FF 93 B CH 86 4-2 BB			B CH 82 X FF 87 1-0 ① L9		C FF 92 F FF 93 B FF 94 B SL 85 X SL 82 2-2 ② F7	3	0	0	0	0	1	0
6 Dan Uggla, R (1, 4) OBP: 0.299, SLG: 0.350		C SI 92 F FF 94 X FF 93 0-2 ② F8		C CH 85 1 SAFE B SL 83 B SL 82 F FF 94 X FF 92 2-2 ③ F8			F CH 83 F CH 82 B SL 79 S SL 79 1-3 ② K		B FF 92 S FF 92 F FF 94 X FF 93 1-2 ③ P3	4	0	0	0	0	1	1
12 Cody Ross, R (1, 9) OBP: 0.261, SLG: 0.375 40 Kiko Calero, R (8, 1)		S SL 81 B CH 85 X SL 81 1-1 ③ F8			C FF 91 F SI 92 F FF 92 B FF 93 X SL 81 1-2 ① G4-3		F SL 79 B FF 92 F CH 83 B FF 94 B SI 93 X SI 92 3-2 ③ G5-3			3 0	0 0	0 0	0 0	0 0	0 0	0 0	0 0
29 Ronny Paulino, R (1, 2) OBP: 0.386, SLG: 0.474 21 John Baker, L (8, PH) OBP: 0.372, SLG: 0.453 (9, 2)			B SL 80 B CH 83 B FF 92 C FF 90 B SI 91 4-1 1 G4-3 19 SH3-4 BB		C FF 92 S SL 81 B FF 93 X SL 82 1-2 ② P3			B FF 91 B FF 91 C FF 91 B FF 92 F FF 92 X FF 93 3-2 ① L8		1 1	0 0	0 0	0 0	1 0	0 0	0 0
19 Aníbal Sánchez, R (1, 1) 35 Burke Badenhop, R (5, 1) 37 Renyel Pinto, L (7, 1) 7 Ross Gload, L (8, 9) OBP: 0.388, SLG: 0.289			X FF 93 0-0 ① SH3-4 1-2		B FF 91 C FF 90 C FF 90 C FF 94 1-3 ③ K			F FF 93 B FF 93 F FF 93 X SL 84 1-2 1 FC6-4 1B		0 1 0 1	0 0 0 0	0 0 0 1	0 0 0 0	0 1 0 0	0 0 0 0	0 0 0 0
Inning Stats	R: 1 E: 0 K: 0 S: 12 H: 2 LOB: 0 BB: 0 P: 17	R: 0 E: 0 K: 0 S: 7 H: 0 LOB: 0 BB: 0 P: 10	R: 0 E: 0 K: 1 S: 8 H: 0 LOB: 1 BB: 1 P: 12	R: 0 E: 0 K: 1 S: 10 H: 0 LOB: 1 BB: 1 P: 19	R: 0 E: 0 K: 1 S: 10 H: 0 LOB: 0 BB: 0 P: 13	R: 1 E: 0 K: 0 S: 13 H: 1 LOB: 0 BB: 0 P: 19	R: 0 E: 0 K: 1 S: 7 H: 0 LOB: 0 BB: 0 P: 12	R: 0 E: 0 K: 1 S: 19 H: 1 LOB: 2 BB: 1 P: 29	R: 0 E: 0 K: 0 S: 9 H: 0 LOB: 0 BB: 0 P: 13	1B: 2 2B: 0 3B: 0 HR: 2	SF: 0 SAC: 1 DP: 0 HBP: 0	WP: 0 PB: 0 SB: 0 CS: 1	PA: 33			

livebaseballscorecards.com

	AB	29
	R	2
	H	4
	RBI	2
	BB	3
	SO	5
	LOB	7

PITCHER		IP	WLS	BF	H	R	ER	SO	BB	IBB	HBP	BLK	WP	HR	S	P	ERA	WHIP
49 Jair Jurrjens, R ERA: 2.01	(1, 1)	7.0	W	25	3	2	2	4	2	0	0	0	0	2	67	102	2.57	0.714
Rafael Soriano, R ERA: 1.29	(8, 1)	1.0	H	5	1	0	0	1	1	0	0	0	0	0	19	29	0.00	2.000
51 Michael Gonzalez, L ERA: 3.86	(9, 1)	1.0	S	3	0	0	0	0	0	0	0	0	0	0	9	13	0.00	0.000

PITCHER		IP	WLS	BF	H	R	ER	SO	BB	IBB	HBP	BLK	WP	HR	S	P	ERA	WHIP

Atlanta Braves @ Philadelphia Phillies

Citizens Bank Park, Philadelphia, PA

Fri May 08 2009, 7:05 PM EDT

Att. 45,312 - Overcast - 74 F

TOP

livebaseballscorecards.com

Batter	1	2	3	4	5	6	7	8	9	AB	R	H	RBI	BB	SO	LOB
4 Omar Infante, R (1, 4) OBP: 0.373, SLG: 0.426	B FF 91 C FF 91 F FF 92 X FF 92 1-2 ① P6			C FF 88 X FF 90 0-1 ① P6		C FF 88 S CH 80 X FF 90 0-2 ① G5-3		C SI 90 B SL 85 X SI 89 1-1 HR	S FF 86 B FF 86 F FF 86 X FF 93 1-2 ③ F7	5	1	1	1	0	0	0
19 Yunel Escobar, R (1, 6) OBP: 0.354, SLG: 0.408	S CH 80 S CH 82 S CH 82 0-3 ② K			C CH 79 F FF 91 C FF 91 0-3 ② K		C FF 88 B FF 91 B FF 88 B CH 79 B FF 90 4-1 18 FC4-6 10 BB BB		F SL 85 S SL 84 X SL 85 0-2 ① G6-3		3	0	0	0	1	2	0
10 Chipper Jones, S (1, 5) OBP: 0.430, SLG: 0.481	B CU 76 S CH 82 B FF 82 X CH 82 2-1 ③ F8			B FF 91 B FF 91 X CH 81 2-0 18 2B 16 1B 1B		B CH 79 S CH 79 B FF 90 B FF 90 S FF 90 B FF 92 4-2 18 FC4-6 1-2 BB		F SI 90 B SI 90 X SI 90 1-1 ② G4-3		3	1	1	0	1	0	0
18 Garret Anderson, L (1, 7) OBP: 0.233, SLG: 0.275		C FF 89 B CU 76 S CH 80 F FF 91 F FF 92 S CH 82 1-3 ① K		X FF 90 0-0 16 1B 1-3 2B		C CH 79 S CH 80 F FF 90 F CH 81 B CH 80 X CH 80 1-2 ② FC4-6 1-2f 2-3		B SI 90 C CH 83 X SI 90 1-1 ③ G4-3		4	1	1	0	0	1	2
16 Brian McCann, L (1, 2) OBP: 0.345, SLG: 0.409		S FF 92 F FF 92 F FF 94 B CH 82 F CH 82 B FF 93 X FF 93 2-2 ② G3		S CH 79 F CH 80 F FF 92 B FF 91 F CH 82 X CH 81 1-2 2-H 3-H 1B		X CH 81 0-0 ③ G1			B FF 93 B FF 93 B FF 93 C FF 93 B FF 94 4-1 7 2B 22 HR BB	3	1	1	2	1	0	2
7 Jeff Francoeur, R (1, 9) OBP: 0.303, SLG: 0.431		F FF 92 F FF 93 B FF 94 S FF 93 1-3 ③ K		X FF 91 0-0 ③ P4			F FF 87 X FF 88 0-1 ① F7		X FF 94 0-0 1-3 22 HR 2B	4	1	1	0	0	1	1
22 Casey Kotchman, L (1, 3) OBP: 0.373, SLG: 0.480			B FF 89 B FF 90 C FF 91 S CH 81 X CH 81 2-2 ① G3		B CU 74 B CU 73 S CH 80 S CH 81 X FF 91 2-2 ① G1-3		B FF 87 X FF 88 1-0 ② G4-3		B FF 94 X FF 94 1-0 2-H 3-H HR	4	1	1	3	0	0	0
24 Jordan Schafer, L (1, 8) OBP: 0.371, SLG: 0.358			B CU 74 S CH 80 B FF 91 B FF 92 S FF 91 S FF 93 3-3 ② K		S CU 74 B CU 75 X CH 80 2-1 ② P6		B FF 88 B FF 87 B SI 89 C FF 88 F FF 90 B FF 90 4-2 BB		S FF 86 S FF 87 F FF 86 F FF 86 B FF 93 F FF 93 F FF 87 S FF 86 1-3 ① K	3	0	0	0	1	2	0
37 Jo-Jo Reyes, L (1, 1) 40 James Parr, R (6, 1) 14 Martin Prado, R (7, PH) OBP: 0.351, SLG: 0.500 34 Eric O'Flaherty, L (7, 1) 30 Jeff Bennett, R (8, 1) 20 Greg Norton, S (9, PH) OBP: 0.280, SLG: 0.150			C FF 91 F FF 93 B FF 93 C FF 92 1-3 ③ K		F FF 90 B CU 75 S CH 81 F FF 92 B FF 90 S CH 80 2-3 ③ K		C FF 88 B CH 83 B FF 89 F FF 90 X FF 90 2-2 ③ G1-3		B FF 87 C SL 84 F SL 85 B FF 86 C FF 93 2-3 ② K	2 0 1 0 0 1	0 0 0 0 0 0	0 0 0 0 0 0	0 0 0 0 0 0	0 0 0 0 0 0	2 0 0 0 0 1	0 0 0 0 0 0
Inning Stats	R: 0 E: 0 K: 1 S: 8 H: 0 LOB: 0 BB: 0 P: 11	R: 0 E: 0 K: 2 S: 13 H: 0 LOB: 0 BB: 0 P: 17	R: 0 E: 0 K: 2 S: 9 H: 0 LOB: 0 BB: 0 P: 15	R: 2 E: 0 K: 1 S: 13 H: 3 LOB: 1 BB: 0 P: 16	R: 0 E: 0 K: 1 S: 9 H: 0 LOB: 0 BB: 0 P: 15	R: 0 E: 0 K: 0 S: 12 H: 0 LOB: 2 BB: 2 P: 21	R: 0 E: 0 K: 0 S: 8 H: 0 LOB: 1 BB: 1 P: 15	R: 1 E: 0 K: 0 S: 9 H: 1 LOB: 0 BB: 0 P: 12	R: 3 E: 0 K: 2 S: 16 H: 2 LOB: 0 BB: 1 P: 25	1B: 2 2B: 2 3B: 0 HR: 2 SF: 0 SAC: 0 DP: 0 HBP: 0						

	AB	33
	R	6
	H	6
	RBI	6
	BB	4
	SO	9
	LOB	6

WP: 0 PB: 0 SB: 0 CS: 0 PA: 37

PITCHER		IP	WLS	BF	H	R	ER	SO	BB	IBB	HBP	BLK	WP	HR	S	P	ERA	WHIP
35 Cole Hamels, L ERA: 6.17	(1, 1)	6.0	W	23	3	2	2	7	2	0	0	0	0	0	64	95	3.00	0.833
57 Jack Taschner, L ERA: 4.05	(7, 1)	1.0		4	0	0	0	0	1	0	0	0	0	0	8	15	0.00	1.000
55 Clay Condrey, R ERA: 2.12	(8, 1)	1.0		4	1	1	1	0	0	0	0	0	0	1	9	12	9.00	1.000
54 Brad Lidge, R ERA: 8.49	(9, 1)	1.0		6	2	3	3	2	1	0	0	0	0	1	16	25	27.00	3.000

PITCHER	IP	WLS	BF	H	R	ER	SO	BB	IBB	HBP	BLK	WP	HR	S	P	ERA	WHIP

BOTTOM

Atlanta Braves @ Philadelphia Phillies

Citizens Bank Park, Philadelphia, PA

Fri May 08 2009, 7:05 PM EDT

Att. 45,312 - Overcast - 74 F

livebaseballscorecards.com

Batter	1	2	3	4	5	6	7	8	9	AB	R	H	RBI	BB	SO	LOB
11 Jimmy Rollins, S (1, 6) OBP: 0.248, SLG: 0.289	B SI 88 X SI 88 1-0 ① L7	B FF 90 C FF 89 X CH 84 1-1 2-H 3-H 2B		C CU 75 B SI 90 X SI 91 1-1 ② G5-3			C SI 90 X CH 82 0-1 ① F8	C SI 95 X SI 95 0-1 ② L7		5	0	1	2	0	0	3
8 Shane Victorino, S (1, 8) OBP: 0.333, SLG: 0.496	B SI 89 B SI 89 B SI 89 C SI 90 X SI 89 3-1 ② F7	X FF 90 0-0 ③ G6-3		B SI 89 X SI 89 1-0 ③ P4			C FF 91 B SI 91 F CH 83 B FF 91 X CH 82 2-2 ② F7	C SI 95 C SI 94 B SI 93 X SL 85 1-2 ③ G4-3		5	0	0	0	0	0	4
26 Chase Utley, L (1, 4) OBP: 0.450, SLG: 0.629	B FF 90 C FF 89 C SL 82 S SL 82 1-3 ③ K		C FF 88 F FF 88 F CU 75 B SL 81 S SL 81 3-3 ① K		C FF 88 B FF 89 B CU 74 B FF 89 X FF 89 3-1 HR		C FF 91 C CH 82 B SL 84 B SL 82 C FF 91 2-3 ③ K			4	1	1	1	0	3	0
6 Ryan Howard, L (1, 3) OBP: 0.372, SLG: 0.542		B SL 80 C SL 80 S SL 82 S FF 90 1-3 ① K	S SL 80 B SL 81 B SL 81 C CU 75 X SL 80 2-2 28 HR 2B		F FF 90 S SL 84 B SL 81 S SL 82 1-3 ① K			C SI 94 X SI 94 0-1 ① G6-3		4	1	1	0	0	2	0
28 Jayson Werth, R (1, 9) OBP: 0.397, SLG: 0.577		B SI 89 C SI 90 B SL 82 B SI 90 B SI 90 4-1 27 BB 7 E 35 E BB	X SL 80 0-0 2-H HR		T SI 90 C SI 90 F SL 82 B FF 90 B CH 84 F FF 90 B FF 89 X SL 82 3-2 ② F9			C SI 94 C SI 93 H SI 95 1-2 29 1B 7 2B HBP		2	3	1	2	1	0	0
29 Raul Ibanez, L (1, 7) OBP: 0.400, SLG: 0.660		1 SAFE B SL 81 C SL 81 F SL 82 1 SAFE X SL 81 1-2 ② F8	B SL 81 C SI 90 F SL 81 B FF 90 S SL 81 2-3 ② K		X SI 90 0-0 ③ F7			1 SAFE B SI 93 B SI 92 F FF 93 B SI 93 X SI 93 3-1 7 2B 19 1B 1-2 1B		4	1	1	0	0	1	1
7 Pedro Feliz, R (1, 5) OBP: 0.362, SLG: 0.436	C SI 89 1 SAFE B CH 82 C CH 82 1 SAFE X CH 82 1-2 E6 27 BB 35 E 1-2	C FF 91 X FF 90 0-1 ③ G6-3				C FF 90 B SL 82 C FF 92 B SL 82 X SL 80 2-2 ① G4-3		T SI 94 B SL 86 X SI 92 1-1 19 1B 1-3 2-H 2B		4	1	1	1	0	0	1
27 Chris Coste, R (1, 2) OBP: 0.315, SLG: 0.348	B FF 89 B CH 83 B FF 90 B SI 90 4-0 35 E 11 2B 1-2 2-3 BB			C FF 89 B FF 87 B SI 88 X FF 88 2-1 HR		B FF 92 C FF 92 F FF 91 B FF 93 X CH 82 2-2 ② G5-3		B SI 96 B SI 95 B SL 88 C FF 93 C SL 87 B SI 94 4-2 19 1B BB		2	2	1	1	2	0	0
35 Cole Hamels, L (1, 1) 9 Miguel Cairo, R (6, PH) OBP: 0.071, SLG: 0.071 57 Jack Taschner, L (7, 1) 55 Clay Condrey, R (8, 1) 19 Greg Dobbs, L (8, PH) OBP: 0.240, SLG: 0.174 54 Brad Lidge, R (9, 1)	B FF 90 B FF 90 X FF 89 2-0 E1 11 2B 1-3 2-H 3-H			F FF 88 C FF 90 S SL 83 0-3 ① K		F FF 92 B FF 93 F FF 92 F FF 93 F FF 93 X FF 92 1-2 ③ P5		B SI 95 F SI 94 F SL 87 B SI 93 X SI 94 3-2 1-2 2-3 3-H 1B		2 1 0 0 1 0	1 0 0 0 0 0	0 0 0 0 1 0	0 0 0 0 1 0	1 0 0 0 0 0	1 0 0 0 0 0	1 0 0 0 0 0
Inning Stats	R: 0 E: 0 K: 1 S: 6 H: 0 LOB: 0 BB: 0 P: 11	R: 4 E: 2 K: 1 S: 14 H: 1 LOB: 1 BB: 2 P: 28	R: 2 E: 0 K: 2 S: 12 H: 2 LOB: 0 BB: 0 P: 19	R: 1 E: 0 K: 1 S: 8 H: 1 LOB: 0 BB: 0 P: 12	R: 1 E: 0 K: 1 S: 11 H: 1 LOB: 0 BB: 0 P: 18		R: 0 E: 0 K: 0 S: 11 H: 0 LOB: 0 BB: 0 P: 16	R: 0 E: 0 K: 1 S: 8 H: 0 LOB: 0 BB: 0 P: 12	R: 2 E: 0 K: 0 S: 18 H: 3 LOB: 3 BB: 1 P: 31		1B: 2 2B: 3 3B: 0 HR: 3 SF: 0 SAC: 0 DP: 0 HBP: 1			WP: 0 PB: 0 SB: 0 CS: 0 PA: 38		

	AB	34
	R	10
	H	8
	RBI	8
	BB	3
	SO	7
	LOB	10

PITCHER		IP	WLS	BF	H	R	ER	SO	BB	IBB	HBP	BLK	WP	HR	S	P	ERA	WHIP
37 Jo-Jo Reyes, L ERA: 5.48	(1, 1)	5.0	L	24	5	8	4	6	2	0	0	0	0	3	51	88	7.20	1.400
40 James Parr, R ERA: 3.86	(6, 1)	1.0		3	0	0	0	0	0	0	0	0	0	0	11	16	0.00	0.000
34 Eric O'Flaherty, L ERA: 2.45	(7, 1)	1.0		3	0	0	0	1	0	0	0	0	0	0	8	12	0.00	0.000
30 Jeff Bennett, R ERA: 1.98	(8, 1)	1.0		8	3	2	2	0	1	0	1	0	0	0	18	31	18.00	4.000

PITCHER	IP	WLS	BF	H	R	ER	SO	BB	IBB	HBP	BLK	WP	HR	S	P	ERA	WHIP

Batter	1	2	3	4	5	6	7	8	9	AB	R	H	RBI	BB	SO	LOB
2 Kelly Johnson, L (1, 4) OBP: 0.316, SLG: 0.402	B SI 88 B FF 88 X FF 88 2-0 ① F7		B CU 74 C CH 80 F FF 89 F CH 83 F CU 76 F CH 84 C SI 91 1-3 ① K		S CU 74 D CU 76 B FF 91 S CU 74 D CU 75 X CU 74 3-2 19 HR 2-H 2B		F SI 90 F SI 91 B FF 90 X SI 90 1-2 ③ F8		B SL 76 B FF 90 B FF 90 C FF 90 F FF 89 X FF 89 3-2 ② FC3-6 1-2f 2-3	5	1	1	1	0	1	2
19 Yunel Escobar, R (1, 6) OBP: 0.347, SLG: 0.426	B SI 90 X FF 86 1-0 ② G5-3		C CU 77 X FC 85 0-1 ② G5-3		C FC 84 C SI 90 B FF 84 B FC 84 X CH 82 2-2 2-H HR			X CU 74 0-0 ① G6-3	B SL 80 C FF 91 X SL 83 1-1 ③ G4-3	5	1	1	2	0	0	2
10 Chipper Jones, S (1, 5) OBP: 0.423, SLG: 0.471	C SI 90 X FF 92 0-1 ③ F8		B FC 85 C FF 91 F FC 85 B CH 83 X SI 91 2-2 ③ F8		B FC 86 B FF 92 C CH 85 F FF 92 C FF 91 2-3 ② K			X FF 90 0-0 16 HR 1B		4	1	1	0	0	1	0
18 Garret Anderson, L (1, 7) OBP: 0.234, SLG: 0.256		C CU 75 C CU 76 B CH 80 B CH 82 F FF 90 B CU 77 B CH 80 4-2 16 1B 7 1B BB		C CU 74 B FF 86 B CH 82 F CU 74 X FC 84 2-2 ① F8	C FF 92 C CH 82 B SI 92 B CH 83 F FF 93 X CH 83 2-2 ③ G4-3			X 0-0 ② L9		3	1	0	0	1	0	1
16 Brian McCann, L (1, 2) OBP: 0.373, SLG: 0.500		B SI 89 B CH 81 X SI 88 2-0 7 1B 1-2 1B		C FF 91 B FF 87 B FF 91 X CH 83 2-1 1B		X SI 88 0-0 ① G3		1 SAFE B CU 75 C FF 90 B FF 91 X CU 75 2-1 1-H HR		4	1	3	2	0	0	0
22 Casey Kotchman, L (1, 3) OBP: 0.360, SLG: 0.462		C CU 75 C SI 90 C SI 90 0-3 ① K		F CU 77 F FF 91 X CH 83 0-2 ② F8		X SI 89 0-0 ② G6-3		C SI 90 B SL 83 F CH 83 F CH 82 B SI 92 S SL 83 2-3 ③ K		4	0	0	0	0	2	3
7 Jeff Francoeur, R (1, 9) OBP: 0.302, SLG: 0.425		X SI 90 0-0 1-3 2-H 1B		X CU 78 0-0 ③ F8		C FF 89 B FC 84 F FF 90 X FF 92 1-2 ③ P4			X SL 76 0-0 ① G6-3	4	0	1	1	0	0	1
24 Jordan Schafer, L (1, 8) OBP: 0.367, SLG: 0.364		S FF 90 F FF 91 S SI 91 0-3 ② K			L CU 74 F FF 90 X SI 90 0-2 ① G3		X CU 73 0-0 ① G4-3		B FF 89 B SL 78 C FF 90 F FF 90 F FF 91 F FF 91 F SL 82 X FF 91 2-2 2 FC3-6 2B	4	0	1	0	0	1	2
33 Javier Vazquez, R (1, 1) OBP: 0.133, SLG: 0.143 34 Eric O'Flaherty, L (8, 1) 14 Martín Prado, R (9, PH) OBP: 0.378, SLG: 0.500 51 Michael Gonzalez, R (9, 1)		S FC 85 B FC 84 B SL 83 X SI 89 2-1 ③ L5			C FF 88 S FC 84 X SL 81 0-2 2 2B 2B		C FF 89 B SL 83 X SL 81 1-1 ② G5-3		C FF 90 B FF 90 B CH 80 B FF 90 B FF 90 4-1 2 FC3-6 BB	3 0 0 0	1 0 0 0	1 0 0 0	0 0 0 0	0 0 1 0	0 0 0 0	2 0 0 0
Inning Stats	R: 0 E: 0 K: 0 S: 4 H: 0 LOB: 0 BB: 0 P: 7	R: 1 E: 0 K: 2 S: 13 H: 2 LOB: 2 BB: 1 P: 21	R: 0 E: 0 K: 1 S: 11 H: 0 LOB: 0 BB: 0 P: 14	R: 0 E: 0 K: 0 S: 9 H: 1 LOB: 1 BB: 0 P: 13	R: 3 E: 0 K: 1 S: 19 H: 3 LOB: 0 BB: 0 P: 28	R: 0 E: 0 K: 0 S: 5 H: 0 LOB: 0 BB: 0 P: 6	R: 0 E: 0 K: 0 S: 6 H: 0 LOB: 0 BB: 0 P: 8	R: 2 E: 0 K: 1 S: 9 H: 2 LOB: 0 BB: 0 P: 13	R: 0 E: 0 K: 0 S: 13 H: 1 LOB: 2 BB: 1 P: 23	1B: 4 2B: 3 3B: 0 HR: 2 SF: 0 SAC: 0 DP: 0 HBP: 0						

TOP

Atlanta Braves @ Philadelphia Phillies

Citizens Bank Park, Philadelphia, PA

Sat May 09 2009, 3:40 PM EDT
Att. 45,339 - Partly Cloudy - 82 F

livebaseballscorecards.com

AB	36
R	6
H	9
RBI	6
BB	2
SO	5
LOB	13

PITCHER		IP	WLS	BF	H	R	ER	SO	BB	IBB	HBP	BLK	WP	HR	S	P	ERA	WHIP
56 Joe Blanton, R ERA: 6.82	(1, 1)	8.0	L	33	8	6	6	5	1	0	0	0	0	2	76	110	6.75	1.125
47 Scott Eyre, L ERA: 5.4	(9, 1)	1.0		5	1	0	0	0	1	0	0	0	0	0	13	23	0.00	2.000

PITCHER	IP	WLS	BF	H	R	ER	SO	BB	IBB	HBP	BLK	WP	HR	S	P	ERA	WHIP

Batter	1	2	3	4	5	6	7	8	9	AB	R	H	RBI	BB	SO	LOB
11 Jimmy Rollins, S (1, 6) OBP: 0.240, SLG: 0.280	B FF 90 B FF 91 F FF 89 B SI 90 X SI 89 3-1 ① F8		B CU 79 B SI 92 C CU 73 B CH 78 S SI 83 X CU 72 3-2 ③ F8			B SI 89 C SI 90 F FF 86 X SL 84 1-2 ② F7			B FF 90 B FF 88 B FF 88 C FF 89 C FF 88 C FF 91 3-3 ① K	4	0	0	0	0	1	1
8 Shane Victorino, S (1, 8) OBP: 0.323, SLG: 0.479	C FF 91 B CU 76 B SL 85 B SI 92 C SI 91 X SI 91 3-2 ② G5-3			B SI 91 B CH 82 C FF 90 X CH 81 2-1 ① L9		B SI 91 X SI 92 1-0 ③ G5-3			B FF 92 C FF 90 B SL 81 X SL 80 2-1 ② F7	4	0	0	0	0	0	0
26 Chase Utley, L (1, 4) OBP: 0.452, SLG: 0.667	C SI 91 C SI 92 S CH 83 0-3 ③ K			B CU 76 C CU 72 F SL 86 B SL 83 F CH 80 F CH 83 F FF 92 X SL 84 2-2 HR			C SI 92 B SI 92 B CH 82 B CU 74 X SI 88 3-1 ① G4-3		C FF 93 B FF 94 X FF 93 1-1 2B	4	1	2	1	0	1	0
6 Ryan Howard, L (1, 3) OBP: 0.360, SLG: 0.523		F FF 91 F SI 84 X FF 92 0-2 ① P5		F SI 84 B SL 84 C SL 82 B CH 77 S CU 70 2-3 ② K			B CU 73 B CH 80 X CH 82 2-0 ② F8		B SL 79 F SL 83 X SL 84 1-1 ③ G4-3	4	0	0	0	0	1	1
28 Jayson Werth, R (1, 9) OBP: 0.395, SLG: 0.570		C CU 74 B FF 91 F SI 93 B FF 93 F FF 93 X CU 68 2-2 29 G6-4-3 1B		S FF 91 B SL 84 C CU 71 B FF 92 C FF 93 2-3 ③ K			C SI 93 B FF 93 S FF 93 S FF 94 1-3 ③ K			3	0	1	0	0	2	0
29 Raul Ibanez, L (1, 7) OBP: 0.398, SLG: 0.679		C SI 91 B CU 74 B CH 81 X CU 76 2-1 ② ③ G6-4-3 1-2f			C FF 91 B CU 75 S FF 92 B FF 94 X FF 93 2-2 ① G4-3			C FF 91 B CH 83 B CH 81 F FF 90 B FF 92 F FF 91 F SI 92 F FF 92 X FF 92 3-2 HR		3	1	1	1	0	0	1
19 Greg Dobbs, L (1, 5) OBP: 0.214, SLG: 0.154 47 Scott Eyre, L (9, 1)			X SI 91 0-0 ① F7		B FF 92 X SI 82 1-0 ② F8			B SI 91 C CU 74 T SI 92 B CH 76 S CH 81 2-3 ① K		3 0	0 0	0 0	0 0	0 0	1 0	0 0
27 Chris Coste, R (1, 2) OBP: 0.316, SLG: 0.367			C SI 90 X SI 92 0-1 2B		B SI 92 C CU 75 S CU 77 S CU 68 1-3 ③ K2-3			C CU 76 F SL 84 F CU 69 S CU 68 0-3 ② K		3	0	1	0	0	2	0
56 Joe Blanton, R (1, 1) OBP: 0.125, SLG: 0.125 12 Matt Stairs, L (8, PH) OBP: 0.421, SLG: 0.667 7 Pedro Feliz, R (8, PH) OBP: 0.358, SLG: 0.432 (9, 5)			B SI 90 B SI 92 C FF 91 S SI 93 F SI 92 F SL 81 B CU 72 F FF 91 X FF 91 3-2 ② G5-3			X FF 89 0-0 ① G5-3		B CH 81 C SI 90 S FF 91 F SL 84 B CH 84 B FF 92 X FF 92 3-2 ③ G4-3		2 0 1	0 0 0	0 0 0	0 0 0	0 0 0	0 0 0	1 0 0
Inning Stats	R: 0 E: 0 K: 1 S: 8 H: 0 LOB: 0 BB: 0 P: 14	R: 0 E: 0 K: 0 S: 9 H: 1 LOB: 0 BB: 0 P: 13	R: 0 E: 0 K: 0 S: 12 H: 1 LOB: 1 BB: 0 P: 18	R: 1 E: 0 K: 2 S: 14 H: 1 LOB: 0 BB: 0 P: 22	R: 0 E: 0 K: 1 S: 7 H: 0 LOB: 0 BB: 0 P: 11	R: 0 E: 0 K: 0 S: 5 H: 0 LOB: 0 BB: 0 P: 7	R: 0 E: 0 K: 1 S: 6 H: 0 LOB: 0 BB: 0 P: 12	R: 1 E: 0 K: 2 S: 17 H: 1 LOB: 0 BB: 0 P: 25	R: 0 E: 0 K: 1 S: 9 H: 1 LOB: 1 BB: 0 P: 16	1B: 1 2B: 2 3B: 0 HR: 2 SF: 0 SAC: 0 DP: 1 HBP: 0						

PITCHER		IP	WLS	BF	H	R	ER	SO	BB	IBB	HBP	BLK	WP	HR	S	P	ERA	WHIP
33 Javier Vazquez, R ERA: 3.88	(1, 1)	7.2	W	26	4	2	2	7	0	0	0	0	0	2	74	115	2.35	0.522
34 Eric O'Flaherty, L ERA: 2.38	(8, 1)	0.1		1	0	0	0	0	0	0	0	0	0	0	4	7	0.00	0.000
51 Michael Gonzalez, L ERA: 3.55	(9, 1)	1.0		4	1	0	0	1	0	0	0	0	0	0	9	16	0.00	1.000

PITCHER	IP	WLS	BF	H	R	ER	SO	BB	IBB	HBP	BLK	WP	HR	S	P	ERA	WHIP

BOTTOM

Atlanta Braves @ Philadelphia Phillies

Citizens Bank Park, Philadelphia, PA

Sat May 09 2009, 3:40 PM EDT
Att. 45,339 - Partly Cloudy - 82 F

livebaseballscorecards.com

AB	31
R	2
H	5
RBI	2
BB	0
SO	8
LOB	4

Atlanta Braves @ Philadelphia Phillies

Citizens Bank Park, Philadelphia, PA

Sun May 10 2009, 12:35 PM EDT

Att. 45,343 - Sunny - 68 F

TOP

livebaseballscorecards.com

Batter	1	2	3	4	5	6	7	8	9	AB	R	H	RBI	BB	SO	LOB
2 Kelly Johnson, L (1, 4) OBP: 0.327, SLG: 0.404	B SI 91 C FF 91 X SI 90 1-1: 10 BB, 19 HBP, 18 SF8, 1B	C CH 77 H CH 84 1-1: 1-2, HBP		C SI 89 C CU 77 X SI 89 0-2: G3-1, 2-3 ②			B FF 90 S FF 90 B FF 90 X FF 90 2-1: F8 ①	B SI 88 F SI 89 X SI 90 1-1: G5-3 ②		2	1	1	0	0	0	1
4 Omar Infante, R (7, PH) OBP: 0.364, SLG: 0.414 (7, 4)										2	0	0	0	0	0	1
19 Yunel Escobar, R (1, 6) OBP: 0.350, SLG: 0.420	L FF 91 C FF 86 1 SAFE B SL 79 H FF 90 2-2: 10 BB, 1-2, HBP	S SL 79 B CH 78 X CH 85 1-1: F8 ③		X FF 90 0-0: P3 ③			B FF 89 C SL 82 F FF 91 B SL 84 B CH 83 X FF 92 3-2: 18 1B, 22 1B, 1B	S CU 76 B SI 90 X SI 90 1-1: G5-3 ③		4	1	1	0	0	0	4
10 Chipper Jones, S (1, 5) OBP: 0.417, SLG: 0.455	B FF 90 C CH 79 B FC 86 B CU 77 C FF 91 B FF 90 4-2: 1-2, 2-3, BB		C SI 88 B CU 76 B SI 88 B SI 89 X SI 88 3-1: G4-3 ①		F FF 88 F SI 88 S SL 78 0-3: K ①		B FC 89 X FF 89 1-0: F9 ②		B FF 86 B FF 94 B FF 86 B FF 93 4-0: 22 2B, BB	3	0	0	0	1	1	1
34 Eric O'Flaherty, L (7, 1)										0	0	0	0	0	0	0
51 Michael Gonzalez, R (8, 1)										0	0	0	0	0	0	0
20 Greg Norton, S (9, PH) OBP: 0.308, SLG: 0.150										0	1	0	0	1	0	0
Rafael Soriano, R (9, 1)										0	0	0	0	0	0	0
18 Garret Anderson, L (1, 7) OBP: 0.250, SLG: 0.277	B SL 79 B FF 92 F FF 90 X FF 90 2-1: SF8 ①, 3-H		X SI 89 0-0: 16 1B, 1B	C CU 76 B CH 86 F CH 82 X CU 78 1-2: G4-3 ②			X SL 82 0-0: 16 BB, 22 1B, 1-3, 1B		C FF 86 B FF 93 B FF 93 F FF 86 X FF 87 2-2: P6 ①	4	1	2	1	0	0	1
16 Brian McCann, L (1, 2) OBP: 0.375, SLG: 0.481	C SI 90 F CH 78 C SI 90 0-3: K ②		B CU 76 F CH 76 F FF 90 B FF 89 X SL 78 2-2: 7 FC5-4, 1-2, 1B	B SI 88 X CH 83 1-0: G4-3 ③			B FF 90 B FF 90 B FF 90 B FF 88 4-0: 22 1B, 1-2, BB		C FF 94 F FF 88 F FF 93 X FF 87 0-2: P6 ②	4	0	1	0	1	1	3
22 Casey Kotchman, L (1, 3) OBP: 0.370, SLG: 0.486	C SL 79 B FF 90 F SL 80 B FF 91 X SL 80 2-2: G4-3 ③		B SI 88 B CH 83 B CU 76 C FF 89 X SI 87 3-1: F8 ②			B FF 88 X CH 81 1-0: 2B	C FF 91 B FF 91 X SL 85 1-1: 1-2, 2-H, 3-H, 1B		B FF 94 S FF 86 B FF 86 X SL 85 2-1: 1-H, 2B	5	0	3	3	0	0	4
7 Jeff Francoeur, R (1, 9) OBP: 0.290, SLG: 0.408		C CH 77 B FF 89 X CH 86 1-1: G6-3 ① B SL 80 F SL 80 F FF 90 B CH 80 X SI 90 2-2: FC5-4 ③, 1-2f				S SI 89 F FF 90 T SL 78 0-2: K ① C FC 85 B SI 88 B SI 90 X SI 89 2-1: F8 ③			B FF 88 S FF 85 X FF 93 1-1: F9 ③	5	0	0	0	0	1	6
24 Jordan Schafer, L (1, 8) OBP: 0.363, SLG: 0.353		B SI 91 B SI 90 B FF 87 C FF 88 X SI 89 3-1: P6 ②		B SI 89 B FF 88 B B 4-0: 2 G3-1, 11 SH5-4, BB		C CU 76 X SI 89 0-1: P6 ②		F FF 88 F FC 85 B SI 90 S FF 88 1-3: K ①		3	0	0	0	1	1	1
11 Kenshin Kawakami, R (1, 1) OBP: 0.273, SLG: 0.273		B FF 90 F FF 89 B SL 79 X FF 90 2-1: 2 HBP, 1B	L CU 76 1 SAFE X 0-1: SH5-4 ①, 1-2	C CU 76 B CU 77 X CH 84 1-1: G6-3 ③			C FC 86 F FC 85 F SI 88 X CU 76 0-2: 2B			2	0	1	0	0	0	1
14 Martín Prado, R (7, 5) OBP: 0.395, SLG: 0.545										1	0	1	0	0	0	0

Inning Stats	1	2	3	4	5	6	7	8	9
	R: 1 E: 0 K: 1 S: 14	H: 1 LOB: 2 BB: 1 P: 25	R: 0 E: 0 K: 0 S: 9	H: 1 LOB: 2 BB: 0 P: 17	R: 0 E: 0 K: 0 S: 11	H: 2 LOB: 2 BB: 0 P: 21	R: 0 E: 0 K: 0 S: 6	H: 0 LOB: 1 BB: 1 P: 10	R: 0 E: 0 K: 1 S: 7	H: 0 LOB: 0 BB: 0 P: 9
	R: 0 E: 0 K: 1 S: 8	H: 1 LOB: 1 BB: 0 P: 10	R: 2 E: 0 K: 0 S: 11	H: 3 LOB: 2 BB: 1 P: 24	R: 0 E: 0 K: 1 S: 11	H: 1 LOB: 1 BB: 0 P: 14	R: 1 E: 0 K: 0 S: 11	H: 1 LOB: 1 BB: 1 P: 20		

	AB	35
	R	4
	H	10
	RBI	4
	BB	4
	SO	4
	LOB	23

1B: 7 SF: 1
2B: 3 SAC: 1
3B: 0 DP: 0
HR: 0 HBP: 2

WP: 0 PA: 43
PB: 0
SB: 0
CS: 0

PITCHER		IP	WLS	BF	H	R	ER	SO	BB	IBB	HBP	BLK	WP	HR	S	P	ERA	WHIP
39 Brett Myers, R ERA: 4.81	(1, 1)	6.0		27	5	1	1	3	2	0	2	0	0	0	55	92	1.50	1.167
57 Jack Taschner, L ERA: 5.14	(7, 1)	0.2	L	6	3	2	2	0	1	0	0	0	0	0	9	20	27.00	6.000
37 Chad Durbin, R ERA: 3.57	(7, 1)	1.1		5	1	0	0	1	0	0	0	0	0	0	13	18	0.00	0.750
54 Brad Lidge, R ERA: 8.53	(9, 1)	1.0		5	1	1	1	0	1	0	0	0	0	0	11	20	9.00	2.000

PITCHER	IP	WLS	BF	H	R	ER	SO	BB	IBB	HBP	BLK	WP	HR	S	P	ERA	WHIP

BOTTOM

Atlanta Braves @ Philadelphia Phillies

Citizens Bank Park, Philadelphia, PA

Sun May 10 2009, 12:35 PM EDT

Att. 45,343 - Sunny - 68 F

livebaseballscorecards.com

Batter	1	2	3	4	5	6	7	8	9	AB	R	H	RBI	BB	SO	LOB
11 Jimmy Rollins, S (1, 6) OBP: 0.231, SLG: 0.268	G4-3		F9		F7		K		F8	5	0	0	0	0	1	2
8 Shane Victorino, S (1, 8) OBP: 0.319, SLG: 0.464	F8		G4-3		BB		G6-3		G6-3	4	0	0	0	1	0	1
26 Chase Utley, L (1, 4) OBP: 0.437, SLG: 0.639	F9		K		K		G6-3			4	0	0	0	0	2	2
6 Ryan Howard, L (1, 3) OBP: 0.364, SLG: 0.539		7 1B 2B	G6-3		12 2B 2B		F8			4	2	2	0	0	0	0
29 Raul Ibanez, L (1, 7) OBP: 0.386, SLG: 0.655		P6	F7		F7		F8			4	0	0	0	0	0	2
12 Matt Stairs, L (1, 9) OBP: 0.522, SLG: 0.765 4 Eric Bruntlett, R (8, PR) OBP: 0.231, SLG: 0.286 (9, 9)	39 WP 7 1B BB		1B		51 WP 2-H 2B		BB			2 0	0 0	2 0	1 0	2 0	0 0	0 0
7 Pedro Feliz, R (1, 5) OBP: 0.355, SLG: 0.424	39 WP 1-2 2-H 1B		K		K			G1-3		4	0	1	1	0	2	3
51 Carlos Ruiz, R (1, 2) OBP: 0.273, SLG: 0.207 9 Miguel Cairo, R (9, PH) OBP: 0.133, SLG: 0.133	K		P6		BB				1B	2 1	0 0	0 1	0 0	1 0	1 0	2 0
39 Brett Myers, R (1, 1) OBP: 0.286, SLG: 0.308 19 Greg Dobbs, L (6, PH) OBP: 0.207, SLG: 0.148 57 Jack Taschner, L (7, 1) 37 Chad Durbin, R (7, 1) OBP: 0.500, SLG: 0.500 54 Brad Lidge, R (9, 1) 28 Jayson Werth, R (9, PH) OBP: 0.392, SLG: 0.564	K 1-2 2-3		BB		G3				K	1 1 0 0 0 1	0 0 0 0 0 0	0 0 0 0 0 1	0 0 0 0 0 1	1 0 0 0 0 1	1 0 0 0 0 0	2 2 0 0 0 1
Inning Stats	R: 0 E: 0 K: 0 S: 6 H: 0 LOB: 0 BB: 0 P: 9	R: 1 E: 0 K: 2 S: 15 H: 2 LOB: 2 BB: 1 P: 28	R: 0 E: 0 K: 1 S: 6 H: 0 LOB: 0 BB: 0 P: 9	R: 0 E: 0 K: 1 S: 7 H: 1 LOB: 1 BB: 0 P: 10	R: 0 E: 0 K: 1 S: 8 H: 0 LOB: 2 BB: 2 P: 21	R: 1 E: 0 K: 1 S: 11 H: 2 LOB: 2 BB: 1 P: 18	R: 0 E: 0 K: 1 S: 9 H: 0 LOB: 0 BB: 0 P: 11	R: 0 E: 0 K: 0 S: 9 H: 0 LOB: 1 BB: 1 P: 17	R: 0 E: 0 K: 1 S: 11 H: 1 LOB: 1 BB: 0 P: 12	1B: 3 2B: 3 3B: 0 HR: 0		SF: 0 SAC: 0 DP: 0 HBP: 0				

AB	33
R	2
H	6
RBI	2
BB	5
SO	8
LOB	17

WP: 2 PB: 0 SB: 0 CS: 0 PA: 38

PITCHER		IP	WLS	BF	H	R	ER	SO	BB	IBB	HBP	BLK	WP	HR	S	P	ERA	WHIP
11 Kenshin Kawakami, R ERA: 5.79	(1, 1)	6.0	W	27	5	2	2	6	4	0	0	0	2	0	53	95	3.00	1.500
34 Eric O'Flaherty, L ERA: 2.19	(7, 1)	1.0	H	3	0	0	0	1	0	0	0	0	0	0	9	11	0.00	0.000
51 Michael Gonzalez, L ERA: 3.29	(8, 1)	1.0	H	4	0	0	0	0	1	0	0	0	0	0	9	17	0.00	1.000
Rafael Soriano, R ERA: 1.2	(9, 1)	1.0	S	4	1	0	0	1	0	0	0	0	0	0	11	12	0.00	1.000

PITCHER	IP	WLS	BF	H	R	ER	SO	BB	IBB	HBP	BLK	WP	HR	S	P	ERA	WHIP

Atlanta Braves @ New York Mets

Citi Field, Flushing, NY

Mon May 11 2009, 7:10 PM EDT

Att. 40,497 - Cloudy - 56 F

TOP

livebaseballscorecards.com

Batter	1	2	3	4	5	6	7	8	9	AB	R	H	RBI	BB	SO	LOB
2 Kelly Johnson, L (1, 4) OBP: 0.327, SLG: 0.400	F7	F9			K		16 E, 19 1B; 23 1B	19 FC4-6	F7	6	1	2	0	0	1	3
19 Yunel Escobar, R (1, 6) OBP: 0.367, SLG: 0.431	23 1B, 14 1B; 23 E		16 G3-1, 14 SH3-4		BB		16 E; 23 1B	FC4-6; 14 G5-4-3		4	2	3	1	1	0	1
14 Martín Prado, R (1, 5) OBP: 0.381, SLG: 0.514	23 E		SH3-4		G4-3		F8	G5-4-3		4	0	1	0	0	0	4
16 Brian McCann, L (1, 2) OBP: 0.362, SLG: 0.474	F5		G3-1			K	E6; 23 1B; 22 1B		22 1B; 7 SF8	5	2	1	0	0	1	5
23 Matt Diaz, R (1, 7) OBP: 0.342, SLG: 0.424	E5		G6-3			22 HBP	22 1B		G5-3	5	1	3	2	0	0	2
22 Casey Kotchman, L (1, 3) OBP: 0.379, SLG: 0.487	K			P2		HBP	7 1B		24 WP, 7 SF8; 4 1B	4	1	2	2	0	1	2
7 Jeff Francoeur, R (1, 9) OBP: 0.287, SLG: 0.403		K		F8		F7	24 FC6-4		SF8	4	0	1	1	0	1	2
24 Jordan Schafer, L (1, 8) OBP: 0.357, SLG: 0.340		K		G3		F7	FC6-4		4 1B	4	0	0	0	1	1	4
32 Derek Lowe, R (1, 1) OBP: 0.214, SLG: 0.083 58 Peter Moylan, R (7, 1) 20 Greg Norton, S (8, PH) OBP: 0.333, SLG: 0.190 Rafael Soriano, R (8, 1) 4 Omar Infante, R (9, PH) OBP: 0.372, SLG: 0.423 38 Buddy Carlyle, L (9, 1)					K		P3	2 1B; 19 FC4-6		3 0 1 0 0 1 0	0 0 1 0 0 0 0	1 0 1 0 0 0 0	0 0 0 0 0 1 0	0 0 0 0 0 0 0	1 0 0 0 0 0 0	0 0 0 0 0 0 0

Inning Stats	1	2	3	4	5	6	7	8	9
	R: 1 E: 1 K: 1 S: 19	H: 3 LOB: 2 BB: 0 P: 27	R: 0 E: 0 K: 2 S: 13	H: 1 LOB: 1 BB: 0 P: 17	R: 0 E: 0 K: 0 S: 8	H: 1 LOB: 1 BB: 0 P: 10	R: 0 E: 0 K: 0 S: 7	H: 0 LOB: 0 BB: 0 P: 7	R: 0 E: 0 K: 2 S: 14	H: 0 LOB: 1 BB: 1 P: 22	R: 0 E: 0 K: 1 S: 11	H: 1 LOB: 2 BB: 0 P: 17	R: 4 E: 1 K: 0 S: 23	H: 5 LOB: 2 BB: 0 P: 31	R: 1 E: 0 K: 0 S: 4	H: 2 LOB: 0 BB: 0 P: 6	R: 2 E: 0 K: 0 S: 13	H: 3 LOB: 2 BB: 1 P: 23

1B: 15	SF: 1
2B: 1	SAC: 1
3B: 0	DP: 1
HR: 0	HBP: 1
WP: 1	PA: 46
PB: 0	
SB: 0	
CS: 0	

AB	41
R	8
H	16
RBI	7
BB	2
SO	6
LOB	23

PITCHER		IP	WLS	BF	H	R	ER	SO	BB	IBB	HBP	BLK	WP	HR	S	P	ERA	WHIP
57 Johan Santana, L ERA: 0.78	(1, 1)	6.1	L	28	7	2	0	6	1	0	1	0	0	0	77	108	0.00	1.263
39 Bobby Parnell, R ERA: 1.26	(7, 1)	0.1		2	1	0	0	0	0	0	0	0	0	0	4	6	0.00	3.000
25 Pedro Feliciano, L ERA: 3.46	(7, 1)	0.0		3	2	3	0	0	0	0	0	0	0	0	6	8	∞	∞
43 Brian Stokes, R ERA: 0.68	(7, 1)	1.1		6	3	1	1	0	0	0	0	0	0	0	12	15	6.75	2.250
36 Ken Takahashi, L ERA: 3.0	(9, 1)	1.0		7	3	2	2	0	1	0	0	0	1	0	13	23	18.00	4.000

PITCHER	IP	WLS	BF	H	R	ER	SO	BB	IBB	HBP	BLK	WP	HR	S	P	ERA	WHIP

Atlanta Braves @ New York Mets

Citi Field, Flushing, NY

Mon May 11 2009, 7:10 PM EDT

Att. 40,497 - Cloudy - 56 F

BOTTOM

livebaseballscorecards.com

Batter	1	2	3	4	5	6	7	8	9	AB	R	H	RBI	BB	SO	LOB
7 José Reyes, S (1, 6) OBP: 0.351, SLG: 0.369	L8			1 G5-4-3 BB		L8		K		3	0	0	0	1	1	1
1 Luis Castillo, S (1, 4) OBP: 0.396, SLG: 0.369	15 G4-6-3 BB			G5-4-3 1-2f		G4-3		K		3	0	0	0	1	1	2
15 Carlos Beltrán, S (1, 8) OBP: 0.460, SLG: 0.588	G4-6-3 1-2f			1B		F7		F7		4	0	1	0	0	0	2
5 David Wright, R (1, 5) OBP: 0.394, SLG: 0.487		K		G4-3			28 G4-3 17 G4-3 2B		28 G6-4-3 1B	4	1	2	0	0	1	1
28 Daniel Murphy, L (1, 7) OBP: 0.351, SLG: 0.439		G5-3			G4-3		G4-3 2-3		G6-4-3 1-2f	4	0	0	0	0	0	2
17 Fernando Tatis, R (1, 3) OBP: 0.412, SLG: 0.533		G5-3			18 1B 9 SF9 1B		G4-3 3-H		9 1B 2B	4	2	2	1	0	0	0
18 Jeremy Reed, L (1, 9) OBP: 0.421, SLG: 0.529			G1		1-3		2B		9 1B BB	3	0	2	0	1	0	0
9 Omir Santos, R (1, 2) OBP: 0.304, SLG: 0.488			G6-3		SF9 3-H		G6-3		1-2 2-H 1B	3	0	1	2	0	0	1
57 Johan Santana, L (1, 1)			G3		G3			1B	G1-3	2	0	0	0	0	0	1
39 Bobby Parnell, R (7, 1)										0	0	0	0	0	0	0
25 Pedro Feliciano, L (7, 1)										0	0	0	0	0	0	0
43 Brian Stokes, R (7, 1)										0	0	0	0	0	0	0
3 Alex Cora, L (8, PH) OBP: 0.425, SLG: 0.455										1	0	1	0	0	0	0
36 Ken Takahashi, L (9, 1)										0	0	0	0	0	0	0
10 Gary Sheffield, R (9, PH) OBP: 0.357, SLG: 0.341										1	0	0	0	0	0	2

Inning Stats	1	2	3	4	5	6	7	8	9
	R: 0 E: 0 K: 0 S: 5	H: 0 LOB: 0 BB: 1 P: 10	R: 0 E: 0 K: 1 S: 12	H: 0 LOB: 0 BB: 0 P: 16	R: 0 E: 0 K: 0 S: 7	H: 0 LOB: 0 BB: 0 P: 11	R: 0 E: 0 K: 0 S: 12	H: 1 LOB: 1 BB: 1 P: 21	R: 1 E: 0 K: 0 S: 9	H: 2 LOB: 1 BB: 0 P: 12	R: 0 E: 0 K: 0 S: 7	H: 0 LOB: 0 BB: 0 P: 10	R: 1 E: 0 K: 0 S: 11	H: 2 LOB: 1 BB: 0 P: 17	R: 0 E: 0 K: 2 S: 15	H: 1 LOB: 1 BB: 0 P: 24	R: 1 E: 0 K: 0 S: 15	H: 3 LOB: 2 BB: 1 P: 29

	AB	R	H	RBI	BB	SO	LOB
	32	3	9	3	3	3	12

	1B: 6	SF: 1	WP: 0	PA: 36
	2B: 3	SAC: 0	PB: 0	
	3B: 0	DP: 3	SB: 0	
	HR: 0	HBP: 0	CS: 0	

PITCHER		IP	WLS	BF	H	R	ER	SO	BB	IBB	HBP	BLK	WP	HR	S	P	ERA	WHIP
32 Derek Lowe, R ERA: 3.8	(1, 1)	6.2	W	25	5	2	2	1	2	0	0	0	0	0	61	95	2.70	1.050
58 Peter Moylan, R ERA: 6.94	(7, 1)	0.1	H	1	0	0	0	0	0	0	0	0	0	0	2	2	0.00	0.000
Rafael Soriano, R ERA: 1.13	(8, 1)	1.0		4	1	0	0	2	0	0	0	0	0	0	15	24	0.00	1.000
38 Buddy Carlyle, R ERA: 5.4	(9, 1)	1.0		6	3	1	1	0	1	0	0	0	0	0	15	29	9.00	4.000

PITCHER		IP	WLS	BF	H	R	ER	SO	BB	IBB	HBP	BLK	WP	HR	S	P	ERA	WHIP

Batter	1	2	3	4	5	6	7	8	9	10	AB	R	H	RBI	BB	SO	LOB
2 Kelly Johnson, L (1, 4) OBP: 0.313, SLG: 0.380	C SI 92 B FF 91 F SI 91 B FF 94 C FF 94 2-3 K ①	C SI 92 B FF 93 F SI 92 B FF 93 X FF 93 2-2 F7 ③	C SI 92 X SI 93 0-1 G4-3 ③					L SI 94 F SI 94 F FF 95 C FF 94 0-3 K ①	C FF 93 X FF 93 0-1 P6 ②		5	0	0	0	0	2	2
19 Yunel Escobar, R (1, 6) OBP: 0.368, SLG: 0.446	C SI 94 F FF 92 B SI 94 S SI 94 1-3 K ②	F SI 92 X SI 92 0-1 G6-3 ①	F SI 91 B SI 92 F SL 84 X SI 93 1-2 10 F8 18 SF9 2B					S SL 88 F SL 88 X FF 95 0-2 18 FC4-6 16 2B 2B	B FF 93 B FF 94 B CU 81 C FF 92 C CU 80 X CH 83 3-2 G5-3 ③		5	2	2	0	0	1	1
10 Chipper Jones, S (1, 5) OBP: 0.425, SLG: 0.457	B SI 94 X SI 93 1-0 G5-3 ③	X FF 91 0-0 18 1B 22 1B 1B	X SL 86 0-0 F8 ① 2-3					I IN 67 I IN 73 I IN 73 I IN 70 4-0 18 FC4-6 IBB		B CU 80 F CH 85 S FF 93 X CH 86 1-2 16 S 1B	4	1	2	0	1	0	1
18 Garret Anderson, L (1, 7) OBP: 0.246, SLG: 0.275	C SI 90 F SI 90 B SI 93 B SL 86 X SI 92 2-2 G6-3 ①	C FF 90 B SL 85 C SI 91 1 SAFE B SI 92 1 SAFE X FF 92 2-2 22 1B 1-2 1B	F SI 92 B SL 86 B SL 87 X FF 93 2-1 SF9 ② 3-H					F SI 95 B SI 94 B FS 84 X FS 85 2-1 FC4-6 ② 16 2B 1-2f 2-3		C CH 85 B FF 93 T FF 92 X FF 94 1-2 F9 ①	4	0	1	1	0	0	3
16 Brian McCann, L (1, 2) OBP: 0.392, SLG: 0.508	B SI 92 X SI 90 1-0 7 CS 1B	B SL 87 B SI 91 C SI 93 F SL 86 X FF 93 2-2 F7 ②	B FS 83 X SI 92 1-0 1B					B SI 95 B SI 95 X SI 95 2-0 1-3 3-H 2B		F CU 80 B CH 84 I IN 67 I IN 72 I IN 67 4-1 1-2 IBB	4	0	3	1	1	0	2
22 Casey Kotchman, L (1, 3) OBP: 0.380, SLG: 0.479	B SI 91 X FF 91 1-0 F9 ②	C SL 86 X SL 87 0-1 1-2 2-H 1B	C FF 91 B SI 90 F SL 85 F SI 93 X SI 93 1-2 G3-1 ③					I IN 67 I IN 68 I IN 66 I IN 65 4-0 7 FC6-4 IBB		X CH 83 0-0 F7 ②	4	0	1	1	1	0	4
7 Jeff Francoeur, R (1, 9) OBP: 0.277, SLG: 0.388	B SI 90 1-0 CS ③ 1-2	B SL 83 C FF 91 C SL 83 F SL 87 F FF 94 S SI 92 1-3 K ① F FF 92 B SI 92 B SL 86 X SI 93 2-1 G6-3 ③	C SL 84 F SL 84 B SL 86 F SI 92 B SL 86 B FF 93 F SI 93 X SI 92 3-2 G5-3 ①	B SL 86 X SL 87 1-0 FC6-4 ③ 1-2f		X CU 82 0-0 F9 ③	5	0	0	0	0	1	7
24 Jordan Schafer, L (1, 8) OBP: 0.361, SLG: 0.339	B SI 92 B SI 93 B SI 93 C FF 92 B SI 94 4-1 49 SH1-4 BB	F FF 90 F SI 91 B FF 91 X FF 92 1-2 F8 ①	B SI 91 F SI 91 F SI 91 F FF 93 F FF 93 X SI 93 1-2 G4-3 ②	S FF 92 X FF 93 0-1 4 SH1 1B			3	0	1	0	1	0	0
49 Jair Jurrjens, R (1, 1) OBP: 0.125, SLG: 0.071 58 Peter Moylan, R (8, 1) 34 Eric O'Flaherty, L (8, 1) 4 Omar Infante, R (9, PH) OBP: 0.372, SLG: 0.423 51 Michael Gonzalez, R (9, 1) 30 Jeff Bennett, R (10, 1)	1 SAFE X FS 86 0-0 SH1-4 ② 1-2	C FF 90 X SI 91 0-1 G1-3 ②	X SI 92 0-0 G5-3 ③	X FF 94 0-0 SH1 ① 1-2							2 0 0 0 0 0	0 0 0 0 0 0	0 0 0 0 0 0	0 0 0 0 0 0	0 0 0 0 0 0	0 0 0 0 0 0	0 0 0 0 0 0
Inning Stats	R: 0 E: 0 K: 2 S: 7 H: 0 LOB: 0 BB: 0 P: 11	R: 0 E: 0 K: 0 S: 5 H: 1 LOB: 0 BB: 0 P: 10	R: 0 E: 0 K: 1 S: 10 H: 0 LOB: 1 BB: 1 P: 17	R: 1 E: 0 K: 0 S: 13 H: 3 LOB: 2 BB: 0 P: 19	R: 0 E: 0 K: 0 S: 7 H: 0 LOB: 0 BB: 0 P: 8	R: 1 E: 0 K: 0 S: 11 H: 2 LOB: 1 BB: 0 P: 16	R: 0 E: 0 K: 0 S: 11 H: 0 LOB: 0 BB: 0 P: 15	R: 1 E: 0 K: 1 S: 11 H: 2 LOB: 3 BB: 2 P: 24	R: 0 E: 0 K: 0 S: 8 H: 1 LOB: 1 BB: 0 P: 11	R: 0 E: 0 K: 0 S: 9 H: 1 LOB: 2 BB: 1 P: 15	1B: 7 2B: 3 3B: 0 HR: 0	SF: 1 SAC: 2 DP: 0 HBP: 0		WP: 0 PB: 0 SB: 1 CS: 1	PA: 44			

PITCHER		IP	WLS	BF	H	R	ER	SO	BB	IBB	HBP	BLK	WP	HR	S	P	ERA	WHIP
34 Mike Pelfrey, R ERA: 4.89	(1, 1)	7.0		27	6	2	2	3	1	0	0	0	0	0	64	96	2.57	1.000
22 J.J. Putz, R ERA: 3.79	(8, 1)	1.0		7	2	1	1	1	0	2	0	0	0	0	11	24	9.00	2.000
75 Francisco Rodríguez, R ERA: 1.15	(9, 1)	2.0	W	9	2	0	0	0	0	1	0	0	0	0	17	26	0.00	1.000

PITCHER	IP	WLS	BF	H	R	ER	SO	BB	IBB	HBP	BLK	WP	HR	S	P	ERA	WHIP

TOP

Atlanta Braves @ New York Mets

Citi Field, Flushing, NY

Tue May 12 2009, 7:10 PM EDT

Att. 39,408 - Cloudy - 60 F

livebaseballscorecards.com

AB	36
R	3
H	10
RBI	3
BB	4
SO	4
LOB	20

Batter	1	2	3	4	5	6	7	8	9	10	AB	R	H	RBI	BB	SO	LOB
7 José Reyes, S (1, 6) OBP: 0.353, SLG: 0.378	B CH 80 C FF 89 C FF 90 B SL 79 C FF 91 2-3 ① K			B CH 81 X CH 82 1-0 ① P3		B FF 89 C FF 90 F FF 90 X FF 93 1-2 ① G4-3		X FF 91 0-0 ② 1-H 2-H 2B		B SI 96 C SI 95 X SI 95 1-1 11 BB 3 S 15 BB 1B	5	1	2	2	0	1	0
3 Alex Cora, L (1, 4) OBP: 0.444, SLG: 0.444 (10, 3)	C FF 90 C FF 91 X FF 92 0-2 ② G6-3			L SL 80 X CH 82 0-1 28 FC7-4 1B		C FF 90 F FF 92 B FF 91 F FF 91 X CH 79 1-2 ② P6		B SI 88 B SI 88 B SI 89 B SI 89 4-0 BB		1 SAFE B FF 93 1 SAFE B SI 93 1 SAFE C FF 92 I IN 86 I IN 86 4-1 15 BB 11 BB 1-2 IBB	3	0	1	0	2	0	0
28 Daniel Murphy, L (1, 7) OBP: 0.342, SLG: 0.426 10 Gary Sheffield, R (8, PH) OBP: 0.351, SLG: 0.333 75 Francisco Rodríguez, R (9, 1) 11 Ramon Castro, R (10, PH) OBP: 0.370, SLG: 0.479	C FF 92 B CH 84 F CH 82 X CH 83 1-2 ③ G6-3			B FF 89 1 SAFE B FF 90 C FF 91 X FF 91 2-1 ② FC7-4 5 WP 15 1B 1-2f		B SL 80 B FF 90 X FF 90 2-0 ③ G3-1		C CH 80 S CH 84 X CH 82 0-2 ③ G3		B CU 85 B SI 94 B FF 93 C FF 92 B FF 92 4-1 15 BB 1-2 2-3 BB	3 1 0 0	0 0 0 0	0 0 0 0	0 0 0 0	0 0 0 1	0 0 0 0	1 1 0 0
15 Carlos Beltrán, S (1, 8) OBP: 0.465, SLG: 0.593		B FF 89 B FF 88 C FF 89 B FF 90 X CH 83 3-1 ① G3-1		B SL 81 B FF 92 X SI 91 2-0 5 WP 1-2 1B			B SI 90 X CH 81 1-0 ① F8		C FF 92 C SL 84 X SL 84 0-2 17 S 1 SF7 2B	B SI 94 B FF 93 C FF 94 B FF 94 C FF 94 B FF 93 4-2 1-2 2-3 3-H BB	4	1	2	1	1	0	0
5 David Wright, R (1, 5) OBP: 0.397, SLG: 0.504		S FF 92 F FF 92 F FF 92 B SI 94 X SL 82 1-2 17 CS 1B		C CH 83 S FF 93 F FF 94 F SI 94 B CH 84 C CH 82 1-3 ③ K 1-2 2-3			S SL 79 S FF 92 F SI 93 B FF 91 X SI 92 1-2 17 F8-2 3B		S FF 94 B FF 94 B SL 84 X FF 94 3-1 ① P3		4	0	2	0	0	1	3
17 Fernando Tatis, R (1, 3) OBP: 0.400, SLG: 0.500 (10, 7)		B FF 92 S SL 80 1 SAFE B FF 92 B CH 82 C FF 92 S SI 94 3-3 ②③ K 1-2		C SL 78 B SL 79 B SL 78 X CH 81 2-1 ① G4-3			X SL 80 0-0 ②③ F8-2 3-H		C FF 94 C SL 85 F SL 86 H SL 85 1-2 9 CS 2-3 HBP	3	0	0	0	0	1	2
18 Jeremy Reed, L (1, 9) OBP: 0.409, SLG: 0.500 (9, 7) 1 Luis Castillo, S (9, PH) OBP: 0.392, SLG: 0.369 (10, 4)			B FF 90 B SI 90 B SI 90 C FF 90 F FF 90 S SI 91 3-3 ① K	X CH 81 0-0 ② F7			L FF 87 X SI 91 0-1 19 1B 7 2B 1B	S FF 94 B FF 94 F SL 84 F FF 94 X SL 85 1-2 ② SF7 3-H		3 0	1 0	1 0	0 1	0 0	1 0	0 0
9 Omir Santos, R (1, 2) OBP: 0.300, SLG: 0.457			C FF 92 X SL 79 0-1 ② G5-3	B FF 91 B SL 78 C FF 91 F SI 91 B SL 81 B FF 93 4-2 34 FC6 BB			F FF 89 C CH 81 F SL 78 X SL 78 0-2 ① F7	1 SAFE 1 SAFE 0-0 ③ CS 1-2	X FF 93 0-0 ① F9	3	0	0	0	1	0	1
34 Mike Pelfrey, R (1, 1) OBP: 0.077, SLG: 0.083 22 J.J. Putz, R (8, 1) 19 Ryan Church, L (8, PH) OBP: 0.343, SLG: 0.366 (9, 9)			C FF 92 S SL 81 F FF 94 B SI 95 X SL 78 1-2 ③ L1	X FF 90 0-0 ③ FC6 1-2f			B FF 90 F CH 81 B FF 90 B FF 90 X SI 90 3-1 7 2B 1-2 1B		B SI 95 X SI 94 1-0 ② G1-3	2 0 2	0 0 1	0 0 1	0 0 0	0 0 0	0 0 0	1 0 0
Inning Stats	R: 0 E: 0 K: 1 S: 9 H: 0 LOB: 0 BB: 0 P: 12	R: 0 E: 0 K: 1 S: 9 H: 1 LOB: 1 BB: 0 P: 16	R: 0 E: 0 K: 1 S: 9 H: 0 LOB: 0 BB: 0 P: 13	R: 0 E: 0 K: 1 S: 11 H: 2 LOB: 2 BB: 0 P: 17	R: 0 E: 0 K: 0 S: 6 H: 0 LOB: 1 BB: 1 P: 12	R: 0 E: 0 K: 0 S: 8 H: 0 LOB: 0 BB: 0 P: 12	R: 0 E: 0 K: 0 S: 6 H: 1 LOB: 0 BB: 0 P: 8	R: 2 E: 0 K: 0 S: 12 H: 3 LOB: 1 BB: 1 P: 19	R: 1 E: 0 K: 0 S: 12 H: 1 LOB: 0 BB: 0 P: 17	R: 1 E: 0 K: 0 S: 8 H: 1 LOB: 3 BB: 3 P: 22	1B: 6 2B: 4 3B: 1 HR: 0	SF: 1 SAC: 0 DP: 2 HBP: 1	WP: 1 PB: 0 SB: 2 CS: 2	PA: 41			

PITCHER		IP	WLS	BF	H	R	ER	SO	BB	IBB	HBP	BLK	WP	HR	S	P	ERA	WHIP
49 Jair Jurrjens, R ERA: 2.06	(1, 1)	7.2		28	7	2	2	4	1	0	0	0	1	0	67	102	2.35	1.043
58 Peter Moylan, R ERA: 6.94	(8, 1)	0.0		1	0	0	0	0	1	0	0	0	0	0	0	4	∞	∞
34 Eric O'Flaherty, L ERA: 2.13	(8, 1)	0.1	H	1	0	0	0	0	0	0	0	0	0	0	3	3	0.00	0.000
51 Michael Gonzalez, L ERA: 3.68	(9, 1)	1.0	B	4	1	1	1	0	0	0	1	0	0	0	12	17	9.00	1.000
30 Jeff Bennett, R ERA: 2.51	(10, 1)	0.2	L	6	1	1	1	0	2	1	0	0	0	0	8	22	13.50	4.500

PITCHER	IP	WLS	BF	H	R	ER	SO	BB	IBB	HBP	BLK	WP	HR	S	P	ERA	WHIP

BOTTOM

Atlanta Braves @ New York Mets

Citi Field, Flushing, NY

Tue May 12 2009, 7:10 PM EDT

Att. 39,408 - Cloudy - 60 F

livebaseballscorecards.com

AB	33
R	4
H	9
RBI	4
BB	5
SO	4
LOB	9

Atlanta Braves @ New York Mets

Citi Field, Flushing, NY

Wed May 13 2009, 1:10 PM EDT

Att. 40,555 - Partly Cloudy - 64 F

livebaseballscorecards.com

Batter	1	2	3	4	5	6	7	8	9	10	11	12	AB	R	H	RBI	BB	SO	LOB
4 Omar Infante, R (1, 4) (8, 8) OBP: 0.369, SLG: 0.429	G6-3		K		19 G4-3 10 SF9 2B		19 E 19 FC5 18 SF8 1B	K			G6-3		6	2	2	0	0	2	1
19 Yunel Escobar, R (1, 6) OBP: 0.381, SLG: 0.452	10 2B BB		10 2B 18 1B BB		G4-3 2-3		FC5 18 SF8 1-3		18 F9-5 2B		BB		3	2	1	0	3	0	2
10 Chipper Jones, S (1, 5) OBP: 0.437, SLG: 0.484	18 1B 1-H 2B		18 1B 23 1B 1-3 2B		SF9 3-H		IBB		IBB		F8		3	2	2	2	2	0	1
18 Garret Anderson, L (1, 7) OBP: 0.270, SLG: 0.321	14 FC6-4 2-H 1B		23 1B 2-3 3-H 1B		0-0 2B		SF8 2-3 3-H		F9-5 2-3		G3		5	0	3	3	0	0	3
23 Matt Diaz, R (1, 9) OBP: 0.342, SLG: 0.420	K		14 G6-3 1-2 3-H 1B		F7		P4		K			F8	3	0	1	1	0	1	2
22 Casey Kotchman, L (7, PH) OBP: 0.377, SLG: 0.475													1	0	0	0	0	0	2
7 Jeff Francoeur, R (7, 9) OBP: 0.273, SLG: 0.382													2	0	0	0	0	1	1
14 Martin Prado, R (1, 3) OBP: 0.375, SLG: 0.581	FC6-4 1-2f		G6-3 1-2f			L7		2 2B 2B		F8		HR	6	2	2	1	0	0	3
8 David Ross, R (1, 2) OBP: 0.387, SLG: 0.519		K		G5-3		G4-3		B1		2 FC3-6 BB		K	5	0	0	0	1	2	1
24 Jordan Schafer, L (1, 8) OBP: 0.353, SLG: 0.330		F7		F8		K		2B 2B		FC3-6 1-2f		1B	3	0	0	0	0	1	0
2 Kelly Johnson, L (8, PH) OBP: 0.322, SLG: 0.398 (8, 4)													3	0	2	1	0	0	1
37 Jo-Jo Reyes, L (1, 1)							F9			G4-3			2	0	0	0	0	2	0
38 Buddy Carlyle, L (4, 1)													0	0	0	0	0	0	0
34 Eric O'Flaherty, L (6, 1)													0	0	0	0	0	0	0
20 Greg Norton, S (Batted only vs LH) (7, PH)													1	0	0	0	0	0	0
58 Peter Moylan, R (7, 1)													1	0	0	0	1	1	1
Rafael Soriano, R (8, 1)													0	0	0	0	0	0	0
40 James Parr, R (9, 1)													0	0	0	0	0	0	0
16 Brian McCann, L (10, PH)													1	0	0	0	0	0	1
30 Jeff Bennett, R (10, 1)													0	0	0	0	0	0	0
11 Kenshin Kawakami, R (12, PH)													1	0	0	0	0	1	1
51 Michael Gonzalez, R (12, 1)													0	0	0	0	0	0	0

Inning Stats	1	2	3	4	5	6	7	8	9	10	11	12
	R: 2 E: 0 K: 1 S: 14	H: 2 LOB: 1 BB: 1 P: 21	R: 0 E: 0 K: 2 S: 8	H: 0 LOB: 0 BB: 0 P: 10	R: 2 E: 0 K: 1 S: 12	H: 3 LOB: 1 BB: 1 P: 23	R: 0 E: 0 K: 1 S: 7	H: 0 LOB: 0 BB: 0 P: 10	R: 1 E: 0 K: 0 S: 8	H: 2 LOB: 1 BB: 0 P: 10	R: 0 E: 0 K: 1 S: 5	H: 0 LOB: 0 BB: 0 P: 8
	R: 1 E: 1 K: 0 S: 12	H: 1 LOB: 2 BB: 1 P: 21	R: 1 E: 0 K: 2 S: 13	H: 2 LOB: 1 BB: 0 P: 22	R: 0 E: 0 K: 1 S: 8	H: 1 LOB: 1 BB: 1 P: 16	R: 0 E: 0 K: 0 S: 7	H: 0 LOB: 1 BB: 1 P: 12	R: 0 E: 0 K: 0 S: 5	H: 0 LOB: 1 BB: 1 P: 13	R: 1 E: 0 K: 2 S: 11	H: 2 LOB: 1 BB: 0 P: 19

PITCHER		IP	WLS	BF	H	R	ER	SO	BB	IBB	HBP	BLK	WP	HR	S	P	ERA	WHIP
Jonathon Niese, L ERA: 5.91	(1, 1)	4.2		22	7	5	5	5	2	0	0	0	0	0	48	73	9.64	1.929
43 Brian Stokes, R ERA: 0.61	(5, 1)	1.1		4	0	0	0	1	0	0	0	0	0	0	6	9	0.00	0.000
39 Bobby Parnell, R ERA: 1.17	(7, 1)	1.0	B	6	1	1	0	0	0	1	0	0	0	0	12	21	0.00	1.000
22 J.J. Putz, R ERA: 4.05	(8, 1)	1.0		5	2	1	1	2	0	0	0	0	0	0	13	22	9.00	2.000
75 Francisco Rodríguez, R ERA: 1.08	(9, 1)	1.0		4	1	0	0	1	0	1	0	0	0	0	8	16	0.00	1.000

PITCHER		IP	WLS	BF	H	R	ER	SO	BB	IBB	HBP	BLK	WP	HR	S	P	ERA	WHIP
50 Sean Green, R ERA: 8.79	(10, 1)	0.1		2	0	0	0	0	1	0	0	0	0	0	5	10	0.00	3.000
25 Pedro Feliciano, L ERA: 3.07	(10, 1)	1.2		6	0	0	0	0	1	0	0	0	0	0	7	15	0.00	0.600
36 Ken Takahashi, L ERA: 3.86	(12, 1)	1.0	L	5	2	1	1	2	0	0	0	0	0	1	11	19	9.00	2.000

AB	46
R	8
H	13
RBI	8
BB	6
SO	11
LOB	20

1B: 5	SF: 2	WP: 0	PA: 54
2B: 8	SAC: 0	PB: 0	
3B: 0	DP: 2	SB: 0	
HR: 1	HBP: 0	CS: 0	

Atlanta Braves @ New York Mets

Citi Field, Flushing, NY

Wed May 13 2009, 1:10 PM EDT

Att. 40,555 - Partly Cloudy - 64 F

livebaseballscorecards.com

Batter	1	2	3	4	5	6	7	8	9	10	11	12	AB	R	H	RBI	BB	SO	LOB
7 José Reyes, S (1, 6) OBP: 0.365, SLG: 0.407	C FF 87 B CH 82 X FF 90 1-1 1 3B 2B		B CU 74 B SI 89 B SI 88 C FF 89 B FF 88 4-1 1 G6-3 BB	B SI 89 X SI 90 1-0 ③ P6			F SI 89 X SI 89 0-1 1 FC6-5 2B		C CH 79 B FF 92 C FF 92 B CH 81 T FF 93 2-2 ② K			C FF 89 B SL 81 B SL 81 S FF 91 F FF 93 B FF 92 F FF 90 X FF 91 3-2 1 SH3-4 2B	5	1	3	0	1	1	2
1 Luis Castillo, S (1, 4) OBP: 0.392, SLG: 0.386	X SI 88 0-0 10 G5-4-3 2-H 3B		1 SAFE C SI 89 C SI 88 B SI 88 B CH 82 B SI 89 X FF 90 3-2 ② ③ G6-3 1-2f		B SI 88 B SI 87 C SI 87 B SI 88 C FF 86 F SI 89 F FF 89 B SI 89 4-2 BB		B SI 89 C SI 88 B SI 88 X SI 88 2-1 ② FC6-5 15 CS 2-3		B FF 92 B FF 93 C FF 92 C FF 91 B CH 81 S FF 93 3-3 ③ K			L SL 79 X SL 83 0-1 ① SH3-4 2-3	4	1	1	1	1	1	3
15 Carlos Beltrán, S (1, 8) OBP: 0.467, SLG: 0.583	C SI 88 B CU 74 B SI 89 B SI 88 B SI 89 4-1 10 G5-4-3 BB		B CU 74 B CU 72 B SI 88 B SI 88 4-0 5 1B 10 1B 17 HR BB	S SI 90 C SL 85 B SL 85 B FF 90 S SL 83 2-3 ① K			1 SAFE B CH 78 C SL 75 1-1 ③ CS 1-2	B SI 92 S FF 92 F FF 92 B FF 93 X SI 93 2-2 ① F9		B SI 93 F SI 93 X FF 92 1-1 5 HBP 1B		F FF 93 F SI 93 S FF 94 0-3 ② K	4	1	1	0	2	2	2
10 Gary Sheffield, R (1, 7) OBP: 0.349, SLG: 0.392	C SI 88 S SL 82 X FF 90 0-2 ① ② G5-4-3 1-2f 3-H		1 SAFE 1 SAFE C SI 88 X SI 88 0-1 5 1B 17 HR 1-2 1B	1 SAFE B FF 90 1 SAFE B SL 84 C SL 83 1 SAFE X SI 90 2-1 ② P5			C SL 83 B FF 93 X FF 92 1-1 HR		B FF 94 1 SAFE C SI 92 B SL 86 1 SAFE B SI 94 C SI 94 S SI 93 3-3 ① K			B FF 94 B FF 94 F FF 94 F FF 93 F FF 94 D SL 86 C SL 83 3-3 ③ K	6	2	2	1	0	2	4
5 David Wright, R (1, 5) OBP: 0.397, SLG: 0.496	C SI 88 F SL 83 F SL 82 X FF 89 0-2 ③ G5-3		F SL 81 F SI 89 B SI 89 1 SAFE B SI 89 D SL 82 F SL 82 X CH 82 3-2 17 HR 1-2 2-3 1B	C SL 85 1 SAFE X SI 90 0-1 ③ L7			B FF 94 S FF 93 C SL 83 S FF 94 1-3 ② K		C SL 83 X SL 84 0-1 1B			B SL 89 S SL 88 1 SAFE F SI 95 B FF 94 H SI 94 3-2 17 G6-3 1-2 HBP	4	1	1	0	0	1	1
17 Fernando Tatis, R (1, 3) OBP: 0.417, SLG: 0.566		F SI 88 X SI 89 0-1 ① F9		B FF 88 X FF 87 1-0 1-H 2-H 3-H HR		B SI 87 B CH 78 F FF 88 X FF 89 2-1 11 G6-4-3 1B		1 SAFE C FF 89 B CH 80 1 SAFE 1 SAFE S CH 80 F FF 89 F SI 91 B FF 90 2-2 ① ② G6-4-3 1-2f			X SI 94 0-0 ② ③ G6-3 1-2f		5	1	3	4	0	0	2
11 Ramon Castro, R (1, 2) OBP: 0.362, SLG: 0.451		B SI 88 B SI 87 B SI 88 C SI 88 X SI 89 3-1 ② F9		B FF 89 B FF 88 C FF 89 C FF 89 B SI 89 B FF 87 4-2 SH1-4 BB			1 SAFE T FF 94 F FF 94 B CH 87 B FF 93 1 SAFE T FF 94 2-2 ③ K					B SI 92 S SI 91 X SI 91 1-1 ① F7	3	0	0	0	1	1	2
18 Jeremy Reed, L (11, PH) OBP: 0.391, SLG: 0.476													1	0	0	0	0	0	0
36 Ken Takahashi, L (12, 1)													0	0	0	0	0	0	0
19 Ryan Church, L (1, 9) OBP: 0.336, SLG: 0.357		B FF 88 B FF 88 S FF 89 X FF 88 2-1 ③ F8		C CH 77 B SI 90 F SI 89 C SL 84 1-3 ① K			B SI 81 B FF 91 F FF 90 B FF 91 F FF 91 S SL 83 2-3 ③ K		F FF 90 B FF 92 X FF 92 1-1 3 SH3-4 1B			B SI 93 X SI 92 1-0 ② G4-3	5	0	1	0	0	2	1
Jonathon Niese, L (1, 1) 43 Brian Stokes, R (0, 1) 39 Bobby Parnell, R (0, 1) 28 Daniel Murphy, L (2 PH) 22 J.J. Putz, R (0, 1) 75 Francisco Rodriguez, R (0, 1) 3 Alex Cora, L (0, PH) 50 Sean Green, R (10, 1) 25 Pedro Feliciano, L (10, 1) 9 Omir Santos, R (1 PH)			C FF 88 F SL 80 B FF 88 F FF 88 X SL 81 1-2 ① G6-3	L FF 86 X SI 87 0-1 ② SH1-4 1-2			C SI 87 F CH 78 B SI 90 F SL 76 X SI 90 1-2 ③ L6		1 SAFE X FF 88 0-0 ① SH3-4 1-2			B FF 93 C SI 92 B SL 85 F SI 93 B SI 92 F SI 92 X SI 93 3-2 ③ F9	1 0 0 0 0 0 0 0 0 0 0 0 0 0 0 0 0 0 0 0 0 0 0 0 0 0 0 0 0 0 0 0 0 0 0 0 0 0 0 0 0 0 1 0 0 0 0 0 0 0						

Inning Stats																			
	R: 2 E: 0 K: 0 S: 11	H: 2 LOB: 0 BB: 1 P: 16	R: 0 E: 0 K: 0 S: 6	H: 0 LOB: 0 BB: 0 P: 11	R: 0 E: 0 K: 0 S: 8	H: 0 LOB: 0 BB: 1 P: 16	R: 4 E: 0 K: 1 S: 15	H: 3 LOB: 1 BB: 2 P: 29	R: 0 E: 0 K: 1 S: 11	H: 0 LOB: 1 BB: 1 P: 19	R: 0 E: 0 K: 1 S: 12	H: 1 LOB: 0 BB: 0 P: 18	R: 0 E: 0 K: 0 S: 9	H: 1 LOB: 0 BB: 0 P: 13	R: 1 E: 0 K: 2 S: 13	H: 2 LOB: 1 BB: 0 P: 19	R: 0 E: 0 K: 2 S: 9	H: 1 LOB: 1 BB: 0 P: 15	R: 0 E: 0 K: 1 S: 8	H: 1 LOB: 1 BB: 0 P: 15	R: 0 E: 0 K: 0 S: 7	H: 0 LOB: 0 BB: 0 P: 12	R: 0 E: 0 K: 2 S: 14	H: 1 LOB: 1 BB: 0 P: 20	1B: 6 2B: 3 3B: 1 HR: 2	SF: 0 SAC: 3 DP: 4 HBP: 1	WP: 0 PB: 0 SB: 0 CS: 1	PA: 50

PITCHER		IP	WLS	BF	H	R	ER	SO	BB	IBB	HBP	BLK	WP	HR	S	P	ERA	WHIP
37 Jo-Jo Reyes, L ERA: 6.58	(1, 1)	3.0		14	4	5	5	0	3	0	0	0	0	0	31	56	15.00	2.333
38 Buddy Carlyle, R ERA: 5.28	(4, 1)	2.0		9	1	1	1	2	2	0	0	0	0	1	20	35	4.50	1.500
34 Eric O'Flaherty, L ERA: 1.98	(6, 1)	1.0		3	1	0	0	1	0	0	0	0	0	0	12	18	0.00	1.000
58 Peter Moylan, R ERA: 6.39	(7, 1)	1.0		3	1	0	0	0	0	0	0	0	0	0	9	13	0.00	1.000
Rafael Soriano, R ERA: 1.59	(8, 1)	1.0	B	5	2	1	1	2	0	0	0	0	0	1	13	19	9.00	2.000

PITCHER		IP	WLS	BF	H	R	ER	SO	BB	IBB	HBP	BLK	WP	HR	S	P	ERA	WHIP
40 James Parr, R ERA: 3.38	(9, 1)	1.0		4	1	0	0	2	0	0	0	0	0	0	9	15	0.00	1.000
30 Jeff Bennett, R ERA: 2.2	(10, 1)	2.0	W	7	1	0	0	1	0	0	1	0	0	0	15	27	0.00	0.500
51 Michael Gonzalez, L ERA: 3.45	(12, 1)	1.0	S	4	1	0	0	2	0	0	0	0	0	0	14	20	0.00	1.000

AB	40
R	7
H	12
RBI	6
BB	5
SO	10
LOB	17

Batter	1	2	3	4	5	6	7	8	9	AB	R	H	RBI	BB	SO	LOB
2 Felipe Lopez, S (1, 4) OBP: 0.377, SLG: 0.482	X FF 89 0-0 18 3B 1B	B FF 93 S CH 76 B CH 78 X CH 82 2-1 ③ F8			B CU 73 C CU 74 S SL 80 X CU 69 1-2 ② G6-3			C CH 81 B CH 82 F CH 82 B CH 83 F FF 91 F FF 91 X SL 83 2-2 ① G6-3		4	1	1	0	0	0	2
18 Gerardo Parra, L (1, 7) OBP: 0.375, SLG: 1.000	1 SAFE L FF 89 X CU 73 0-1 1-H 10 G6-3 3B		B FF 90 C FF 91 B FF 91 B CH 80 B FF 91 4-1 6 CS BB		B FF 90 F SL 80 F FF 91 X CH 71 1-2 ③ G4-3			B SL 82 B FF 91 C FF 92 X SL 84 2-1 ② G6-3		3	1	1	1	1	0	0
10 Justin Upton, R (1, 9) OBP: 0.386, SLG: 0.571	X FF 92 0-0 ① G6-3 3-H		B SL 83 C CH 80 1 SAFE B CU 72 C SI 91 S FF 92 2-3 ① K			F CU 75 C SI 92 S CU 72 0-3 ① K		B SI 89 S SI 89 X SI 90 1-1 1B		4	0	1	1	0	2	1
27 Mark Reynolds, R (1, 5) OBP: 0.329, SLG: 0.484	B SL 84 B SL 81 F CH 81 S FF 92 B CU 69 F FF 92 S FF 92 3-3 ② K		S CU 72 C FF 92 D CU 68 B SL 84 F CU 66 C FF 92 2-3 ② K			C FF 91 S CH 81 B SL 84 F FF 90 B FF 92 F CU 67 S FF 93 2-3 ② K		F SI 86 1 SAFE B SI 88 X SI 87 1-1 ③ G3		4	0	0	0	0	3	2
6 Stephen Drew, L (1, 6) OBP: 0.305, SLG: 0.442	C FF 92 F FF 91 S CH 81 0-3 ③ K		D CU 75 1 SAFE B CU 74 2-0 ③ CS 1-2	S SL 81 C SL 83 C FF 92 0-3 ① K		C FF 92 X FF 92 0-1 1B			B SL 78 C FF 92 B FF 93 F FF 91 X SL 83 2-2 HR	4	1	2	1	0	2	0
24 Chris Young, R (1, 8) OBP: 0.229, SLG: 0.317		B FF 90 B CU 74 S SL 81 X FF 91 2-1 ① P5		C SL 82 X SI 91 0-1 ② G6-3		B FF 92 1 SAFE C CU 74 B SI 92 1 SAFE C FF 92 1 SAFE X CU 73 2-2 ③ P3			C FF 93 B FF 92 B SL 80 X SL 79 2-1 ① P3	4	0	0	0	0	0	1
29 Josh Whitesell, L (1, 3) OBP: 0.267, SLG: 0.160		C FF 92 X FF 92 0-1 ② L8		B FF 91 B CH 81 B CH 81 C FF 90 X SI 91 3-1 1B			C CU 71 S FF 90 S CH 75 0-3 ① K		T FF 92 C FF 93 B SL 84 F FF 93 S SL 85 1-3 ② K	4	0	1	0	0	2	0
19 Chris Snyder, R (1, 2) OBP: 0.357, SLG: 0.309		B FF 91 B SI 92 C CU 73 B SL 82 B SL 83 4-1 49 1B BB		B SI 90 B CU 75 B CU 77 C SL 79 1 SAFE X FF 92 3-1 ③ F8			B SI 91 B FF 91 B SI 91 C SI 90 X SI 91 3-1 ② G5-3		C SL 77 B FF 93 S SL 83 F FF 93 C SL 86 1-3 ③ K	3	0	0	0	1	1	1
49 Doug Davis, R (1, 1) OBP: 0.214, SLG: 0.214 14 Ryan Roberts, R (7, PH) OBP: 0.419, SLG: 0.360 57 Jon Rauch, R (7, 1) 56 Ramon Pena, R (8, 1)		X FF 91 0-0 1-2 1B			S FF 90 B SL 81 S SL 81 F FF 89 S CU 65 1-3 ① K		S FF 92 B FF 92 F FF 92 E FF 92 B CU 68 C CU 72 2-3 ③ K			2 1 0 0	0 0 0 0	1 0 0 0	0 0 0 0	0 0 0 0	1 1 0 0	0 0 0 0
Inning Stats	R: 2 E: 0 K: 2 S: 11 H: 2 LOB: 0 BB: 0 P: 14	R: 0 E: 0 K: 0 S: 8 H: 1 LOB: 2 BB: 1 P: 16	R: 0 E: 0 K: 2 S: 8 H: 0 LOB: 0 BB: 1 P: 18	R: 0 E: 0 K: 1 S: 9 H: 1 LOB: 1 BB: 0 P: 15	R: 0 E: 0 K: 1 S: 10 H: 0 LOB: 0 BB: 0 P: 13	R: 0 E: 0 K: 2 S: 13 H: 1 LOB: 1 BB: 0 P: 17	R: 0 E: 0 K: 2 S: 9 H: 0 LOB: 0 BB: 0 P: 14	R: 0 E: 0 K: 0 S: 11 H: 1 LOB: 1 BB: 0 P: 17	R: 1 E: 0 K: 2 S: 13 H: 1 LOB: 0 BB: 0 P: 19	1B: 5 2B: 0 3B: 1 HR: 1 SF: 0 SAC: 0 DP: 0 HBP: 0						

PITCHER		IP	WLS	BF	H	R	ER	SO	BB	IBB	HBP	BLK	WP	HR	S	P	ERA	WHIP
33 Javier Vazquez, R ERA: 3.71	(1, 1)	7.0		27	5	2	2	10	2	0	0	0	0	0	68	107	2.57	1.000
34 Eric O'Flaherty, L ERA: 1.88	(8, 1)	0.2	H	2	0	0	0	0	0	0	0	0	0	0	7	11	0.00	0.000
58 Peter Moylan, R ERA: 6.23	(8, 1)	0.1	H	2	1	0	0	0	0	0	0	0	0	0	4	6	0.00	3.000
51 Michael Gonzalez, L ERA: 3.78	(9, 1)	1.0	W	4	1	1	1	2	0	0	0	0	0	1	13	19	9.00	1.000

PITCHER	IP	WLS	BF	H	R	ER	SO	BB	IBB	HBP	BLK	WP	HR	S	P	ERA	WHIP

TOP

Arizona Diamondbacks @ Atlanta Braves

Turner Field, Atlanta, GA

Fri May 15 2009, 7:30 PM EDT

Att. 32,593 - Overcast - 81 F

livebaseballscorecards.com

AB	33
R	3
H	7
RBI	3
BB	2
SO	12
LOB	7

BOTTOM

Arizona Diamondbacks @ Atlanta Braves

Turner Field, Atlanta, GA

Fri May 15 2009, 7:30 PM EDT

Att. 32,593 - Overcast - 81 F

livebaseballscorecards.com

Batter	1	2	3	4	5	6	7	8	9	AB	R	H	RBI	BB	SO	LOB
4 Omar Infante, R (1, 4) OBP: 0.371, SLG: 0.427	F FF 86 X FF 85 0-1 19 FC1-6 1B	C FC 83 X FC 84 0-1 ③ G6-3			B FC 84 X FC 83 1-0 ② P2		C FF 92 F FF 91 X FF 92 0-2 ③ P6		X SI 96 0-0 1-2 2-3 1B	5	0	2	0	0	0	3
19 Yunel Escobar, R (1, 6) OBP: 0.368, SLG: 0.438	C FC 84 B FC 83 1 SAFE X FC 85 1-1 ① FC1-6 10 G5-3 1-2f	B FC 82 B FC 82 C FC 83 X FF 87 2-1 ① G4-3			B CU 70 F FC 84 B FC 81 B CH 78 F FC 83 F FC 84 C FF 86 3-3 ③			B SL 89 F FF 97 X SL 88 1-1 ① G6-3	X SL 90 0-0 ② SF8 3-H	4	0	0	1	0	1	1
10 Chipper Jones, S (1, 5) OBP: 0.439, SLG: 0.510	B CU 68 C FC 83 1 SAFE 1 SAFE X FC 84 1-1 ② G5-3 1-2		B FF 86 B CH 79 B FC 84 C FF 86 X FC 84 3-1 HR			C CH 78 B FC 83 B CU 68 C FC 82 X FC 83 2-2 ① G6-3		B FF 97 F FF 96 B FF 98 B FF 97 F SI 98 B SL 89 4-2 18 1B BB		3	1	1	1	1	0	1
18 Garret Anderson, L (1, 7) OBP: 0.269, SLG: 0.317	B FC 84 C FC 84 C CU 71 C CH 80 1-3 ③		B CU 70 X FC 84 1-0 ② G4-3			B CH 80 X FC 84 1-0 ② F9		X FF 97 0-0 7 FC4-6 1-2 1B		4	0	1	0	0	1	1
16 Brian McCann, L (1, 2) OBP: 0.380, SLG: 0.485		B FC 84 S FC 82 F FF 86 B FC 82 X CH 79 2-2 7 1B 22 E 1B	F FF 88 B FF 86 B FF 87 X FF 87 2-1 ③ G3			X FF 87 0-0 ③ L3		F SI 98 D FF 90 C SI 98 S SL 90 1-3 ② K		4	1	1	0	0	1	2
7 Jeff Francoeur, R (1, 9) OBP: 0.279, SLG: 0.381		F FC 84 B FC 84 S CU 69 X FC 86 1-2 22 E 24 FC4-6 1-2 1B		B CU 68 C FC 84 B CU 69 C FC 84 S CU 70 2-3 ① K			F FF 90 C FF 91 B FF 91 B SL 83 F SL 86 B FF 93 B SL 84 4-2 22 G3 BB	X FF 97 0-0 ③ FC4-6 1-2f		3	1	1	0	1	1	2
22 Casey Kotchman, L (1, 3) OBP: 0.366, SLG: 0.459		C FF 87 X FC 86 0-1 E1 24 FC4-6 1-3 2-H		B SI 87 B FC 84 C SI 87 B CH 80 X FF 86 3-1 ② F7			X FF 90 0-0 ① G3 1-2		B FF 94 S FF 96 X CH 88 1-1 ① G4-3	4	0	0	0	0	0	2
24 Jordan Schafer, L (1, 8) OBP: 0.350, SLG: 0.328		B FC 86 S FC 85 B CU 71 1 SAFE B CU 69 S FC 83 1 SAFE 1 SAFE X FC 84 3-2 ① FC4-6 33 SH1-3 1-2f 3-H			X FC 83 0-0 ③ P6		F FF 91 F CU 75 B FF 90 S CH 85 1-3 ② K		X FF 95 0-0 4 1B 2 BB 19 SF8 1B	4	1	1	1	0	1	2
33 Javier Vazquez, R (1, 1) OBP: 0.125, SLG: 0.133 20 Greg Norton, S (7, PH) OBP: 0.345, SLG: 0.182 34 Eric O'Flaherty, L (8, 1) 58 Peter Moylan, R (8, 1) 51 Michael Gonzalez, R (9, 1) 2 Kelly Johnson, L (9, PH) OBP: 0.328, SLG: 0.398		B FC 83 X FF 85 1-0 ② SH1-3 1-2			C FC 82 F CU 68 F FC 85 X FF 87 0-2 ① F9		B CU 75 B CH 86 C CH 86 B FF 92 B CH 85 4-1 BB		1 SAFE F FF 95 1 SAFE D CH 90 S SL 88 1 SAFE B FF 96 B SI 96 1 SAFE 4-2 B SI 95 4 1B 1-2 BB	1 0 0 0 0 0 0	0 0 0 0 0 0 0	0 0 0 0 0 0 0	0 0 0 0 0 0 0	0 1 0 0 0 0 1	0 0 0 0 0 0 0	0 0 0 0 0 0 0
Inning Stats	R: 0 E: 0 K: 1 S: 9 H: 1 LOB: 1 BB: 0 P: 12	R: 2 E: 1 K: 0 S: 14 H: 2 LOB: 1 BB: 0 P: 21	R: 1 E: 0 K: 0 S: 7 H: 1 LOB: 0 BB: 0 P: 15	R: 0 E: 0 K: 1 S: 6 H: 0 LOB: 0 BB: 0 P: 11	R: 0 E: 0 K: 1 S: 9 H: 0 LOB: 0 BB: 0 P: 13	R: 0 E: 0 K: 0 S: 5 H: 0 LOB: 0 BB: 0 P: 8	R: 0 E: 0 K: 1 S: 11 H: 0 LOB: 2 BB: 2 P: 20	R: 0 E: 0 K: 1 S: 9 H: 1 LOB: 2 BB: 1 P: 15	R: 1 E: 0 K: 0 S: 7 H: 2 LOB: 2 BB: 1 P: 12	1B: 6 2B: 0 3B: 0 HR: 1	SF: 1 SAC: 1 DP: 0 HBP: 0	WP: 0 PB: 0 SB: 0 CS: 0	PA: 38			

	AB	32
	R	4
	H	7
	RBI	3
	BB	4
	SO	5
	LOB	14

PITCHER		IP	WLS	BF	H	R	ER	SO	BB	IBB	HBP	BLK	WP	HR	S	P	ERA	WHIP
49 Doug Davis, L ERA: 3.22	(1, 1)	6.0		23	4	3	2	3	0	0	0	0	0	1	50	80	3.00	0.667
57 Jon Rauch, R ERA: 6.6	(7, 1)	1.0		5	0	0	0	1	2	0	0	0	0	0	11	20	0.00	2.000
56 Ramon Pena, R ERA: 1.56	(8, 1)	1.2	L	10	3	1	1	1	2	0	0	0	0	0	16	27	5.40	3.000

PITCHER	IP	WLS	BF	H	R	ER	SO	BB	IBB	HBP	BLK	WP	HR	S	P	ERA	WHIP

Batter	1	2	3	4	5	6	7	8	9	AB	R	H	RBI	BB	SO	LOB
2 Felipe Lopez, S (1, 4) OBP: 0.375, SLG: 0.483 50 Chad Qualls, R (9, 1)	B FF 89 X FF 88 1-0 G6-3		C CU 69 C FF 90 B FO 84 B FC 87 F FO 84 X FF 91 2-2 18 WP 18 1B 2B		B CU 67 B FO 84 B FC 85 C FF 89 F FF 88 F FF 89 S FO 84 3-3 K		B FF 90 B FF 89 X FF 88 2-0 F8	C SI 94 B SI 94 X SI 94 1-1 FC6 1-2f	B SI 85 C SI 85 F SL 81 X FF 89 1-2 1B	6	1	2	0	0	1	5
										0	0	0	0	0	0	0
18 Gerardo Parra, L (1, 8) OBP: 0.429, SLG: 0.923	C SI 89 X FO 84 0-1 G3-1		B FF 90 X SI 85 1-0 27 CS 10 BB 2-H 1B		X FF 90 0-0 G4-3		B FF 90 C FF 90 X FF 89 1-1 1-H 2-H 3B		X CH 79 10 2B 27 BB 1B X SI 87 0-0 F8	6	1	3	3	0	0	1
10 Justin Upton, R (1, 9) OBP: 0.394, SLG: 0.595	C CU 69 C FF 87 B FF 88 X FF 90 1-2 3B		B FF 90 B FF 90 1 SAFE B FF 89 B FF 88 4-0 1-2 BB			C FF 90 S FF 92 B CH 82 X SL 77 1-2 G4-3	B SL 80 C FF 90 B FF 91 X SL 78 2-1 G4-3		C FF 89 B SL 83 B SL 84 C FF 88 B FF 90 X FF 89 3-2 27 BB 22 1B 1-3 2B	4	1	2	0	1	0	1
6 Stephen Drew, L (1, 6) OBP: 0.297, SLG: 0.411	X FF 90 0-0 P3		B SI 90 X FF 90 1-0 F8			B FF 92 B FF 90 C FF 89 F FF 91 B SL 76 X CH 81 3-2 E6		B SI 91 X SI 92 1-0 F8	I IN 70 I IN 71 I IN 70 I IN 72 4-0 22 1B 27 BB 19 HR IBB	4	1	0	0	1	0	3
27 Mark Reynolds, R (1, 5) OBP: 0.338, SLG: 0.488		F FF 89 X FO 86 0-1 22 2B 2B	B CU 73 F FC 87 B FF 90 F FO 85 B CU 71 S CU 70 3-3 K 2-3			C CU 75 1 SAFE B SL 79 1 SAFE C FF 91 F SL 79 S FF 91 1-3 K		B SL 87 C CU 83 B CU 82 B CU 83 S SI 94 B SI 92 4-2 19 BB 22 G1-3 26 BB BB	C SI 90 B SL 85 F SI 88 F SL 86 F FF 89 B SL 84 F SI 89 B FF 90 B SL 84 4-2 1-2 2-3 3-H 22 1B 19 HR BB	3	3	1	1	2	2	3
22 Eric Byrnes, R (1, 7) OBP: 0.257, SLG: 0.410		B CU 72 B FF 90 S FO 85 S CU 71 X FO 85 2-2 18 G6-3 19 SF7 2-H 2B		F FF 88 S CU 68 C FF 89 0-3 K		C SL 77 1 SAFE B FF 90 1 SAFE X SL 78 1-1 P6		1 SAFE C SI 94 X SI 94 0-1 G1-3 1-2	B FF 88 X FF 86 1-0 19 HR 1-2 2-3 3-H 1B	5	2	2	2	0	1	2
18 Chad Tracy, L (1, 3) OBP: 0.247, SLG: 0.341		C SI 90 S FF 91 B FF 90 X CU 73 1-2 G6-3 2-3		C FF 89 F SI 89 B CU 70 X FO 83 1-2 F8			B CU 73 B FF 89 B FF 87 C FF 87 B FF 89 4-1 19 BB 18 3B BB	B SI 94 I IN 86 I IN 86 I IN 85 4-0 26 BB 19 BB IBB	F SI 87 S CH 76 F FF 88 X FF 89 0-2 P6	3	1	0	0	2	0	4
19 Chris Snyder, R (1, 2) OBP: 0.371, SLG: 0.357		B FF 89 C CU 71 S FO 86 F FF 88 B FC 87 F CU 70 B FF 89 X FC 88 3-2 SF7 3-H		B FC 86 X FF 90 1-0 F8			B FF 90 1 SAFE B FF 88 S FF 88 1 SAFE B FF 87 B FF 87 4-1 18 3B 1-2 BB	C SI 93 B SI 93 B SI 92 B SL 86 B SI 93 4-1 26 BB 1-2 2-3 BB	C SL 83 B SI 88 B FF 89 F SL 83 B FF 90 X FF 87 3-2 1-H 2-H 3-H HR	2	2	1	5	2	0	0
39 Max Scherzer, R (1, 1) OBP: 0.250, SLG: 0.333 29 Josh Whitesell, L (7, PH) OBP: 0.258, SLG: 0.154 60 Scott Schoeneweis, L (7, 1) 58 Juan Gutierrez, R (7, 1) 26 Miguel Montero, L (8, PH) OBP: 0.321, SLG: 0.440 32 Esmerling Vasquez, R (8, 1) 24 Chris Young, R (9, PH) OBP: 0.227, SLG: 0.315 11 Augie Ojeda, S (9, 4) OBP: 0.383, SLG: 0.408		C FF 90 F FF 89 F FC 86 B CU 68 C CU 69 1-3 K			F FF 88 C FO 86 X CU 68 0-2 G4-3		C CH 80 B FF 88 S FF 89 S FF 90 1-3 K	S SI 94 F SI 93 D SL 86 F SI 94 B SI 94 F SI 93 B CU 84 B SI 94 4-2 2 FC6 1-2 2-3 3-H BB	C FF 87 F SL 83 B FF 88 B CU 72 X FF 87 2-2 P6	2	0	0	0	0	1	0
										1	0	0	0	0	1	2
										0	0	0	0	0	0	0
										0	0	0	0	0	0	0
										0	0	0	1	1	0	0
										0	0	0	0	0	0	0
										1	0	0	0	0	0	0
										0	0	0	0	0	0	0
Inning Stats	R: 0 E: 0 K: 0 S: 7 H: 1 LOB: 1 BB: 0 P: 9	R: 2 E: 0 K: 1 S: 17 H: 2 LOB: 0 BB: 0 P: 24	R: 1 E: 0 K: 1 S: 9 H: 2 LOB: 2 BB: 1 P: 20	R: 0 E: 0 K: 1 S: 7 H: 0 LOB: 0 BB: 0 P: 9	R: 0 E: 0 K: 1 S: 8 H: 0 LOB: 0 BB: 0 P: 11	R: 0 E: 1 K: 1 S: 12 H: 0 LOB: 1 BB: 0 P: 18	R: 2 E: 0 K: 1 S: 10 H: 1 LOB: 1 BB: 2 P: 24	R: 1 E: 0 K: 0 S: 12 H: 0 LOB: 3 BB: 4 P: 30	R: 6 E: 0 K: 0 S: 25 H: 5 LOB: 1 BB: 2 P: 43	1B: 4 2B: 5 3B: 2 HR: 1 SF: 1 SAC: 0 DP: 1 HBP: 0	WP: 1 PB: 0 SB: 0 CS: 1 PA: 47					

TOP

Arizona Diamondbacks @ Atlanta Braves

Turner Field, Atlanta, GA

Sat May 16 2009, 7:00 PM EDT

Att. 30,162 - Cloudy - 72 F

livebaseballscorecards.com

AB	37
R	12
H	11
RBI	12
BB	9
SO	6
LOB	21

PITCHER		IP	WLS	BF	H	R	ER	SO	BB	IBB	HBP	BLK	WP	HR	S	P	ERA	WHIP
11 Kenshin Kawakami, R ERA: 5.73	(1, 1)	5.0	L	20	5	3	3	4	1	0	0	0	1	0	48	73	5.40	1.200
40 James Parr, R ERA: 4.5	(6, 1)	2.0		10	1	2	2	2	2	0	0	0	0	0	22	42	9.00	1.500
30 Jeff Bennett, R ERA: 2.6	(8, 1)	1.0		7	0	1	1	0	3	1	0	0	0	0	12	30	9.00	3.000
38 Buddy Carlyle, R ERA: 8.27	(9, 1)	1.0		10	5	6	6	0	1	1	0	0	0	1	25	43	54.00	6.000

PITCHER	IP	WLS	BF	H	R	ER	SO	BB	IBB	HBP	BLK	WP	HR	S	P	ERA	WHIP

BOTTOM

Arizona Diamondbacks @ Atlanta Braves

Turner Field, Atlanta, GA

Sat May 16 2009, 7:00 PM EDT

Att. 30,162 - Cloudy - 72 F

livebaseballscorecards.com

Batter	1	2	3	4	5	6	7	8	9	AB	R	H	RBI	BB	SO	LOB
2 Kelly Johnson, L (1, 4) OBP: 0.317, SLG: 0.383	B FF 92 B FF 93 C FF 94 C FF 95 F FF 95 X FF 95 2-2 ① F7		C FF 91 S SL 85 B FF 95 X SL 85 1-2 ① G1-3		C FF 93 B CH 84 B CH 81 F FF 94 F FF 93 F CH 84 F FF 93 S SL 86 2-3 ③ K		B FF 93 X FF 93 1-0 ③ F8			4	0	0	0	0	1	0
19 Yunel Escobar, R (1, 6) OBP: 0.372, SLG: 0.447	S SL 87 X SL 87 0-1 10 1B 18 CS 1B		C FF 93 C SL 85 F FF 96 S FF 94 0-3 ② K			B FF 90 B CH 83 X FF 92 2-0 ① L9		X FF 94 0-0 ① P6		4	0	2	0	0	1	0
10 Chipper Jones, S (1, 5) OBP: 0.441, SLG: 0.510	C FF 95 B CH 84 1 SAFE B FF 94 F FF 94 B FF 95 1 SAFE X FF 95 3-2 18 CS 1-3 1B		C FF 93 F FF 94 B CH 85 S FF 96 1-3 ③ K			B FF 91 F FF 93 F CH 85 F FF 94 F FF 92 X CH 84 1-2 2B		C SI 96 B CU 82 F SI 94 F SI 96 X SI 96 1-2 ② G5-3		4	0	2	0	0	0	1
18 Garret Anderson, L (1, 7) OBP: 0.282, SLG: 0.317 38 Buddy Carlyle, L (9, 1)	B SL 88 B CH 84 B FF 94 C FF 94 F FF 95 1 SAFE 3-2 ② ③ CS 1-2 3-H			X FF 92 0-0 ① G3		B FF 93 F FF 93 B FF 92 S CH 84 B FF 93 X FF 93 3-2 ② P5		F SI 94 B CH 84 S CH 86 B SI 95 X CH 88 2-2 1B		3 0	0 0	1 0	0 0	1 0	0 0	2 0
16 Brian McCann, L (1, 2) OBP: 0.378, SLG: 0.478 8 David Ross, R (9, PH) OBP: 0.381, SLG: 0.509		C FF 94 B FF 94 X FF 94 1-1 22 BB 1B		C FF 93 B SL 85 B FF 93 B FF 93 B FF 92 4-1 16 G3-6-1 BB		B CH 84 F FF 94 X FF 93 1-1 ③ P6		F SI 92 F SI 93 X CH 84 0-2 ③ G3		3 1	0 0	1 0	0 0	0 1	0 0	2 0
22 Casey Kotchman, L (1, 3) OBP: 0.362, SLG: 0.448		C FF 94 X CH 85 0-1 ① F8		1 SAFE S FF 93 B FF 94 F FF 93 F FF 95 1 SAFE X SL 87 1-2 ② ③ G3-6-1 1-2f			C SI 88 X SL 80 0-1 24 1B 1B		B SI 93 F SI 91 C SI 93 S SL 86 1-3 ① K	3	0	0	0	1	1	1
7 Jeff Francoeur, R (1, 9) OBP: 0.272, SLG: 0.371		B FF 95 B FF 93 F FF 94 1 SAFE B CH 85 B FF 95 4-1 1-2 BB			F FF 92 B FF 92 X CH 85 1-1 ① G4-3		C SI 89 C SI 89 F SL 81 C SL 82 0-3 ① K		B SI 93 X SI 92 1-0 ② G3	4	0	0	0	0	1	3
24 Jordan Schafer, L (1, 8) OBP: 0.357, SLG: 0.331		F FF 94 F FF 95 B FF 96 C FF 96 1-3 ② K			C SL 85 C FF 95 F FF 94 X FF 94 0-2 ② G4-3		B SI 90 B SI 89 X SI 89 2-0 ② F9		F SI 94 B SL 87 B SI 94 S SI 93 X SL 88 2-2 ③ G6-3	2	0	1	0	1	0	2
11 Kenshin Kawakami, R (1, 1) OBP: 0.231, SLG: 0.231 20 Greg Norton, S (5, PH) OBP: 0.333, SLG: 0.174 40 James Parr, R (6, 1) 14 Martín Prado, R (7, PH) OBP: 0.367, SLG: 0.568 30 Jeff Bennett, R (8, 1) 23 Matt Diaz, R (9, 7) OBP: 0.342, SLG: 0.420		X CH 85 0-0 ③ G3-1			B FF 92 C FF 92 B CH 86 B FF 94 F FF 93 F FF 94 B FF 93 4-2 BB		X SI 89 0-0 1-2 1B			1 1 0 1 0 0	0 0 0 0 0 0	0 0 0 0 0 0	0 0 0 0 0 0	0 1 0 0 0 0	0 1 0 2 0 0	0 1 0 0 0 0
Inning Stats	R: 0 E: 0 K: 0 S: 11 H: 2 LOB: 1 BB: 0 P: 19	R: 0 E: 0 K: 1 S: 9 H: 1 LOB: 2 BB: 1 P: 15	R: 0 E: 0 K: 2 S: 10 H: 0 LOB: 0 BB: 0 P: 12	R: 0 E: 0 K: 0 S: 6 H: 0 LOB: 0 BB: 1 P: 11	R: 0 E: 0 K: 1 S: 15 H: 0 LOB: 1 BB: 1 P: 22	R: 0 E: 0 K: 0 S: 11 H: 1 LOB: 1 BB: 0 P: 18	R: 0 E: 0 K: 1 S: 9 H: 2 LOB: 2 BB: 0 P: 12	R: 0 E: 0 K: 0 S: 11 H: 1 LOB: 1 BB: 0 P: 14	R: 0 E: 0 K: 1 S: 7 H: 0 LOB: 0 BB: 0 P: 11	1B: 6 2B: 2 3B: 0 HR: 0	SF: 0 SAC: 0 DP: 2 HBP: 0			WP: 0 PB: 0 SB: 0 CS: 1	PA: 35		

	AB	31
	R	0
	H	7
	RBI	0
	BB	3
	SO	6
	LOB	14

PITCHER		IP	WLS	BF	H	R	ER	SO	BB	IBB	HBP	BLK	WP	HR	S	P	ERA	WHIP
39 Max Scherzer, R ERA: 3.35	(1, 1)	6.0	W	22	4	0	0	4	3	0	0	0	0	0	62	97	0.00	1.167
60 Scott Schoeneweis, L ERA: 2.53	(7, 1)	0.2		4	2	0	0	1	0	0	0	0	0	0	8	10	0.00	3.000
58 Juan Gutierrez, R ERA: 3.66	(7, 1)	0.1		1	0	0	0	0	0	0	0	0	0	0	1	2	0.00	0.000
32 Esmerling Vasquez, R ERA: 5.4	(8, 1)	1.0		4	1	0	0	0	0	0	0	0	0	0	11	14	0.00	1.000
50 Chad Qualls, R ERA: 2.57	(9, 1)	1.0		3	0	0	0	1	0	0	0	0	0	0	7	11	0.00	0.000

PITCHER	IP	WLS	BF	H	R	ER	SO	BB	IBB	HBP	BLK	WP	HR	S	P	ERA	WHIP

Colorado Rockies @ Atlanta Braves

Turner Field, Atlanta, GA

Mon May 18 2009, 7:00 PM EDT

Att. 15,364 - Clear - 66 F

livebaseballscorecards.com

TOP

Batter	1	2	3	4	5	6	7	8	9	AB	R	H	RBI	BB	SO	LOB
24 Dexter Fowler, S (1, 8) OBP: 0.317, SLG: 0.366	K		G4-3			17 FC3		F7		4	1	1	1	0	1	1
2 Troy Tulowitzki, R (1, 6) OBP: 0.345, SLG: 0.458	K		F8			G3-1			17 E, 20 1B	4	1	1	0	0	1	2
17 Todd Helton, L (1, 3) OBP: 0.390, SLG: 0.504	G3			G4-3		FC3, 11 G6-4-3			E6, 20 1B, 19 1B	4	1	0	1	0	0	1
11 Brad Hawpe, L (1, 9) OBP: 0.412, SLG: 0.619		F7		K		G6-4-3			F7	4	0	0	0	0	1	3
20 Chris Iannetta, R (1, 2) OBP: 0.364, SLG: 0.522		G6-3		1B			G2-3		19 1B, 12 E	4	1	2	1	0	0	0
7 Seth Smith, L (1, 7) OBP: 0.442, SLG: 0.500 19 Ryan Spilborghs, R (8, 7) OBP: 0.331, SLG: 0.437		F7		F8			G4-3		12 E, 9 S	3 1	0 0	0 1	0 1	0 0	0 0	1 0
9 Ian Stewart, L (1, 5) OBP: 0.288, SLG: 0.473			12 1B, 21 FC3-2-5-2-5 BB		G3		G3		L4	3	0	0	0	1	0	2
12 Clint Barmes, R (1, 4) OBP: 0.274, SLG: 0.406			21 FC3-2-5-2-5, 24 G4-3 1B		F9			G6-3	E5	4	1	1	0	0	0	1
21 Jason Marquis, L (1, 1) OBP: 0.278, SLG: 0.294 27 Garrett Atkins, R (9, PH) OBP: 0.268, SLG: 0.306 16 Huston Street, R (9, 1)			FC3-2-5-2-5, 24 G4-3		G5-3			G3	P2	3 1 0	0 0 0	0 0 0	0 0 0	0 0 0	0 0 0	2 2 0
Inning Stats	R: 0 E: 0 K: 2 S: 10 H: 0 LOB: 0 BB: 0 P: 16	R: 0 E: 0 K: 0 S: 8 H: 0 LOB: 0 BB: 0 P: 11	R: 1 E: 0 K: 0 S: 12 H: 1 LOB: 1 BB: 1 P: 18	R: 0 E: 0 K: 1 S: 11 H: 1 LOB: 1 BB: 0 P: 17	R: 0 E: 0 K: 0 S: 4 H: 0 LOB: 0 BB: 0 P: 9	R: 1 E: 0 K: 0 S: 9 H: 1 LOB: 0 BB: 0 P: 15	R: 0 E: 0 K: 0 S: 7 H: 0 LOB: 0 BB: 0 P: 15	R: 0 E: 0 K: 0 S: 6 H: 0 LOB: 0 BB: 0 P: 9	R: 3 E: 2 K: 0 S: 23 H: 3 LOB: 2 BB: 0 P: 32	1B: 5 2B: 1 3B: 0 HR: 0	SF: 0 SAC: 0 DP: 1 HBP: 0						

	AB	35
	R	5
	H	6
	RBI	4
	BB	1
	SO	3
	LOB	15

WP: 0 PB: 0 SB: 1 CS: 0 PA: 36

PITCHER		IP	WLS	BF	H	R	ER	SO	BB	IBB	HBP	BLK	WP	HR	S	P	ERA	WHIP
32 Derek Lowe, R ERA: 3.58	(1, 1)	8.0	L	28	3	2	2	3	1	0	0	0	0	0	67	110	2.25	0.500
34 Eric O'Flaherty, L ERA: 2.45	(9, 1)	0.1		3	1	2	1	0	0	0	0	0	0	0	8	11	27.00	3.000
58 Peter Moylan, R ERA: 5.93	(9, 1)	0.2		5	2	1	0	0	0	0	0	0	0	0	15	21	0.00	3.000

PITCHER	IP	WLS	BF	H	R	ER	SO	BB	IBB	HBP	BLK	WP	HR	S	P	ERA	WHIP

BOTTOM

Colorado Rockies @ Atlanta Braves

Turner Field, Atlanta, GA

Mon May 18 2009, 7:00 PM EDT

Att. 15,364 - Clear - 66 F

livebaseballscorecards.com

Batter	1	2	3	4	5	6	7	8	9	AB	R	H	RBI	BB	SO	LOB
2 Kelly Johnson, L (1, 4) OBP: 0.306, SLG: 0.369	B SI 91 F SI 90 B CH 83 F SI 91 X SL 84 2-2 ① G4-3		B SI 91 X SI 91 1-0 ① F9		C SI 90 X CH 84 0-1 ③ G2-3			B SI 89 B SI 89 X SI 90 2-0 ③ F8		4	0	0	0	0	0	1
34 Eric O'Flaherty, L (9, 1)										0	0	0	0	0	0	0
58 Peter Moylan, R (9, 1)										0	0	0	0	0	0	0
19 Yunel Escobar, R (1, 6) OBP: 0.375, SLG: 0.444	L SI 91 B SI 92 C SI 91 B SI 92 X SL 84 2-2 10 BB 1B		F SI 92 X SI 92 0-1 ② ③ G6-4-3 1-2f			B SI 91 B SI 92 B SI 91 C SI 87 B SI 90 4-1 10 G4-6-3 BB			C SI 92 B SI 92 X SL 84 1-1 ① F7	3	0	1	0	1	0	1
10 Chipper Jones, S (1, 5) OBP: 0.443, SLG: 0.505	B SI 92 B SI 92 F SI 91 B SL 84 B SI 92 4-1 18 G3-6-1 1-2 BB			B SI 91 B SL 82 C SI 92 C SL 83 X SL 84 2-2 16 BB 18 1B 22 G4-6-3 1B		C SI 90 X SI 92 0-1 ① ② G4-6-3 1-2f			X SI 92 0-0 ② F8	3	1	1	0	1	0	1
18 Garret Anderson, L (1, 7) OBP: 0.280, SLG: 0.313	C SL 83 X SL 87 0-1 ② ③ G3-6-1 1-2f			C SI 89 S CH 84 D CH 85 B SL 84 X SI 91 2-2 22 G4-6-3 16 BB 1B 1-2		C SI 90 B CH 84 X CH 84 1-1 ③ G6-3			C SI 92 B CH 82 X CH 82 1-1 ③ P5	4	0	1	0	0	0	2
16 Brian McCann, L (1, 2) OBP: 0.388, SLG: 0.479		C SI 90 B SL 84 B SI 91 X SL 84 2-1 24 PB 1B		C SI 90 F CH 84 B SI 92 B SI 92 F CH 84 F SI 92 B SL 84 F CU 76 B SL 82 4-2 22 G4-6-3 BB 1-2 2-3			X SI 88 0-0 ① G4-3			2	0	1	0	1	0	0
22 Casey Kotchman, L (1, 3) OBP: 0.355, SLG: 0.438		B SI 89 C SI 90 B SI 91 C SI 91 T SI 92 2-2 ① K		C SI 90 F SI 91 F SL 84 F SI 92 B SL 85 X SL 83 1-2 ① ② G4-6-3 1-2f 2-3 3-H			C SI 90 F SI 90 F CH 83 X CH 84 0-2 ② G4-3			3	0	0	0	0	1	3
7 Jeff Francoeur, R (1, 9) OBP: 0.266, SLG: 0.363		B SL 84 C SI 92 C SI 92 S CU 78 1-3 ② K		B SL 84 S SL 83 B SL 84 X SL 85 2-1 ③ F8			X SI 91 0-0 ③ G4-3			3	0	0	0	0	1	2
24 Jordan Schafer, L (1, 8) OBP: 0.349, SLG: 0.322		B SI 92 B SI 91 X SI 92 2-0 ③ F7 1-2			B SI 91 X SI 90 1-0 ① F7			X SI 90 0-0 ① F8		3	0	0	0	0	0	1
32 Derek Lowe, R (1, 1) 4 Omar Infante, R (8, PH) (9, 4) OBP: 0.250, SLG: 0.143 OBP: 0.367, SLG: 0.422			B SI 91 C SI 91 B SI 91 S SI 92 X SI 91 2-2 19 G6-4-3 1B		C SI 90 B SI 92 S SL 90 S SL 83 1-3 ② K			C SL 82 B CH 84 S SL 82 X SL 81 1-2 ② F7		2	0	1	0	0	1	0
										1	0	0	0	0	0	0

Inning Stats																																	
	R: 0	H: 1		R: 0	H: 1		R: 0	H: 1		R: 1	H: 2		R: 0	H: 0		R: 0	H: 0		R: 0	H: 0		R: 0	H: 0		1B: 5	SF: 0		WP: 0	PA: 31	
	E: 0	LOB: 1		E: 0	LOB: 1		E: 0	LOB: 0		E: 0	LOB: 1		E: 0	LOB: 0		E: 0	LOB: 0		E: 0	LOB: 0		E: 0	LOB: 0		2B: 0	SAC: 0		PB: 1		
	K: 0	BB: 1		K: 2	BB: 0		K: 0	BB: 0		K: 0	BB: 1		K: 1	BB: 0		K: 0	BB: 1		K: 0	BB: 0		K: 5	BB: 0		3B: 0	DP: 4		SB: 0		
	S: 9	P: 17		S: 9	P: 16		S: 6	P: 9		S: 18	P: 29		S: 6	P: 8		S: 5	P: 10		S: 6	P: 6		S: 5	P: 8		HR: 0	HBP: 0		CS: 0		

PITCHER		IP	WLS	BF	H	R	ER	SO	BB	IBB	HBP	BLK	WP	HR	S	P	ERA	WHIP
21 Jason Marquis, R ERA: 4.75	(1, 1)	8.0	W	28	5	1	1	3	3	0	0	0	0	0	64	103	1.12	1.000
16 Huston Street, R ERA: 3.86	(9, 1)	1.0		3	0	0	0	0	0	0	0	0	0	0	5	7	0.00	0.000

PITCHER	IP	WLS	BF	H	R	ER	SO	BB	IBB	HBP	BLK	WP	HR	S	P	ERA	WHIP

AB	28
R	1
H	5
RBI	0
BB	3
SO	3
LOB	11

Batter	1	2	3	4	5	6	7	8	9	AB	R	H	RBI	BB	SO	LOB
24 Dexter Fowler, S (1, 8) OBP: 0.331, SLG: 0.368	B FF 90 F FF 90 X FF 91 1-1 ① F7		B FF 91 B SL 80 B FF 90 C FF 89 F FF 89 B FF 91 4-2 17 1B BB		S SL 79 C FF 89 X CH 81 0-2 1B			B SI 90 F FF 91 B FF 90 C FF 91 B SI 92 F FF 90 B FF 91 4-2 2 G6-4-3 BB		2	0	1	0	2	0	0
2 Troy Tulowitzki, R (1, 6) OBP: 0.336, SLG: 0.447	F SL 78 B FF 92 X SL 79 1-1 ② F9		C SI 92 1 SAFE F CH 82 B SI 92 X CH 81 1-2 ② SF9 3-H		X SI 89 0-0 ② P4			X FF 90 0-0 ① ② G6-4-3 1-2f		3	0	0	1	0	0	2
17 Todd Helton, L (1, 3) OBP: 0.393, SLG: 0.500	B SI 91 B CH 83 B FF 91 B FF 90 4-0 BB		S FF 91 F CH 82 1 SAFE X CH 82 0-2 1-3 1B		B SL 79 B CH 80 C FF 90 F SI 91 1 SAFE F FF 92 F CH 83 X CH 83 2-2 ③ G3-1			C SL 83 F FF 92 B FF 92 B CH 85 B SL 81 X SL 82 3-2 ③ F9		3	0	1	0	1	0	1
11 Brad Hawpe, L (1, 9) OBP: 0.400, SLG: 0.598	F CH 81 F FF 90 B CH 82 S CH 82 1-3 ③ K		F FF 91 B FF 91 S CH 83 F FF 92 S FF 92 1-3 ③ K			B CH 80 C SI 90 F CH 81 B CH 81 X SI 90 2-2 ① F7 C CH 80 S SL 78 B FF 92 F SI 92 S CH 82 1-3 ② K			C FF 92 F CH 84 F SI 92 F SL 83 B FF 93 F SL 85 F FF 92 F SL 84 F SL 84 3-2 ① B SL 84 F SL 84 B FF 92 X FF 91 P5	4	0	0	0	0	2	3
20 Chris Iannetta, R (1, 2) OBP: 0.360, SLG: 0.505		B FF 90 C SL 80 X CH 81 1-1 ① G4-3	S SL 77 S SL 78 B FF 91 B FF 91 B SL 77 B SI 90 4-2 9 F9 7 WP BB						B FF 92 C FF 91 B FF 91 F SL 81 S SL 83 2-3 ② K	3	0	0	0	1	2	0
7 Seth Smith, L (1, 7) OBP: 0.427, SLG: 0.479 19 Ryan Spilborghs, R (9, PH) OBP: 0.336, SLG: 0.437		B FF 90 C FF 90 F FF 92 X CH 82 1-2 ② P2	B FF 89 B CH 81 F CH 82 F FF 90 D CH 83 S CH 82 3-3 ① K 1-2			C SI 91 X SL 78 0-1 ③ G3-1			B FF 92 B FF 93 B FF 92 B FF 93 4-0 9 DI BB	3 0	0 0	0 0	0 0	0 1	1 0	1 0
9 Ian Stewart, L (1, 5) OBP: 0.278, SLG: 0.453		B SL 81 B SL 80 C FF 91 F CH 83 S FF 91 2-3 ③ K	B SI 92 X SL 79 1-0 ② F9 2-3				C FF 90 C FF 89 B FF 91 C SI 90 1-3 ① K		B FF 92 C FF 92 S SL 84 S FF 93 1-3 ③ K 1-2	4	0	0	0	0	3	2
12 Clint Barmes, R (1, 4) OBP: 0.275, SLG: 0.413			C FF 89 C FF 91 B FF 93 B SL 80 F SL 77 X SI 93 2-2 46 SH1-4 2 SF9 2B C SL 80 S SL 78 B SL 80 S FF 92 1-3 ③ K				B SI 90 X CH 80 1-0 ② G5-3		3	1	1	0	0	1	1
46 Jason Hammel, R (1, 1) 27 Garrett Atkins, R (7, PH) OBP: 0.266, SLG: 0.304 52 Joel Peralta, R (7, 1)			X FF 89 0-0 ① SH1-4 2-3		C FF 89 X SI 89 0-1 ① G4-3		C SI 90 C SI 91 B CH 81 F CH 80 B SL 80 B CH 83 S FF 90 3-3 ③ K			1 1 0	0 0 0	0 0 0	0 0 0	0 0 0	0 1 0	0 0 0
Inning Stats	R: 0 E: 0 K: 1 S: 7 H: 0 LOB: 1 BB: 1 P: 14	R: 0 E: 0 K: 1 S: 8 H: 0 LOB: 0 BB: 0 P: 12	R: 1 E: 0 K: 1 S: 17 H: 2 LOB: 2 BB: 1 P: 25	R: 0 E: 0 K: 2 S: 9 H: 0 LOB: 1 BB: 1 P: 18	R: 0 E: 0 K: 0 S: 11 H: 1 LOB: 1 BB: 0 P: 13	R: 0 E: 0 K: 1 S: 9 H: 0 LOB: 0 BB: 0 P: 12	R: 0 E: 0 K: 2 S: 8 H: 0 LOB: 0 BB: 0 P: 13	R: 0 E: 0 K: 0 S: 7 H: 0 LOB: 0 BB: 1 P: 14	R: 0 E: 0 K: 2 S: 16 H: 0 LOB: 1 BB: 1 P: 26	1B: 2 2B: 1 3B: 0 HR: 0 SF: 1 SAC: 1 DP: 1 HBP: 0					WP: 1 PB: 0 SB: 0 CS: 0	PA: 34

PITCHER		IP	WLS	BF	H	R	ER	SO	BB	IBB	HBP	BLK	WP	HR	S	P	ERA	WHIP
49 Jair Jurrjens, R ERA: 1.96	(1, 1)	7.0	W	27	3	1	1	8	3	0	0	0	1	0	69	107	1.29	0.857
Rafael Soriano, R ERA: 1.5	(8, 1)	1.0		3	0	0	0	0	1	0	0	0	0	0	7	14	0.00	1.000
51 Michael Gonzalez, L ERA: 3.57	(9, 1)	1.0		4	0	0	0	2	1	0	0	0	0	0	16	26	0.00	1.000

PITCHER	IP	WLS	BF	H	R	ER	SO	BB	IBB	HBP	BLK	WP	HR	S	P	ERA	WHIP

Colorado Rockies @ Atlanta Braves

Turner Field, Atlanta, GA

Tue May 19 2009, 7:00 PM EDT

Att. 16,749 - Clear - 68 F

TOP

livebaseballscorecards.com

AB	27
R	1
H	3
RBI	1
BB	5
SO	10
LOB	10

Batter	1	2	3	4	5	6	7	8	9	AB	R	H	RBI	BB	SO	LOB
19 Yunel Escobar, R (1, 6) OBP: 0.376, SLG: 0.439	X FF 92 0-0 ① G4-3	C FF 92 B SL 86 D SL 86 X FF 92 2-1 10 BB, 22 1B 1-2 2-3 1B		X SI 90 0-0 ① G5-3		B SL 82 C FF 92 F SI 92 F SL 84 S CU 76 1-3 ③ K		B CU 81 B CU 78 T FF 91 S FF 92 F FF 90 F FF 91 H FS 81 3-2 22 2B 1-2 HBP		4	1	1	0	0	1	0
22 Casey Kotchman, L (1, 3) OBP: 0.363, SLG: 0.459	B SI 92 B SI 92 C SI 91 B CH 83 X SI 91 3-1 16 1B 2B	F SI 92 B CU 76 X SI 93 1-1 10 BB 1-2 2-3 3-H 1B		B FF 91 C SI 91 B FF 91 X SI 90 2-1 ② F7			C FF 92 F FF 92 X FS 84 0-2 ① G6-3	B FF 91 X FF 90 1-0 1-H 2-H 2B		5	1	3	3	0	0	0
10 Chipper Jones, S (1, 5) OBP: 0.441, SLG: 0.495	C CU 75 F SI 92 B SI 92 D SL 82 S CU 75 2-3 ② K	B FF 92 B CU 77 B SI 91 B SI 93 4-0 1-2 2-3 3-H BB		B SI 91 B SI 91 C SI 91 B FF 91 C SI 90 X SI 92 3-2 ③ G4-3			C FF 92 C CU 80 X FS 84 0-2 18 1B 1B	S FF 90 B CU 80 B FF 91 X FF 90 2-1 ③ G4-3		4	0	1	1	1	1	2
16 Brian McCann, L (1, 2) OBP: 0.382, SLG: 0.467	B FF 92 X CH 84 1-0 ③ 2-H 1B	C SI 92 F SL 86 X FF 92 0-2 ③ F8			C SL 82 F FF 91 F CU 73 B CU 75 B FF 91 S CU 76 2-3 ① K2-3		S FF 92 S FS 82 D FS 84 S FS 84 1-3 ② K			4	0	1	1	0	2	4
18 Garret Anderson, L (1, 7) OBP: 0.291, SLG: 0.324		B SL 85 B CU 75 X SI 91 2-0 ① F8	B SI 90 X SI 90 1-0 2 1B, 24 1B 1B		C SI 92 C CU 76 T CU 75 0-2 ② K		C CU 80 B FF 92 S FS 83 B FF 92 B FS 83 X FF 92 3-2 1-3 1B			4	1	2	0	0	1	0
2 Kelly Johnson, L (1, 4) OBP: 0.320, SLG: 0.383		C SI 91 F CH 82 X FF 91 0-2 24 FC3-6, 7 E, 49 1B 1B	B FF 88 F FF 90 F SI 90 X FF 90 1-2 1-3 24 1B 1B		X SI 91 0-0 7 S 1B		B CU 81 F FF 92 D FS 83 B FF 91 X FF 91 3-1 ③ F8			4	2	3	0	0	0	2
7 Jeff Francoeur, R (1, 9) OBP: 0.266, SLG: 0.356		B SL 85 1 SAFE 1 SAFE F SI 90 X SL 85 1-1 FC4, 24 FC3-6 1-2	D SL 86 B SI 91 X SI 92 2-0 ① G5-3		1 SAFE B SI 91 F SI 91 X SL 83 1-1 ③ G6-3 1-2			F FF 90 S CU 79 H FF 91 1-2 19 HBP, 22 2B HBP		3	1	0	0	0	0	4
24 Jordan Schafer, L (1, 8) OBP: 0.347, SLG: 0.320		F SI 92 X CU 76 0-1 ② FC3-6, 19 1B, 49 1B, 22 1B 1-2f 2-3	S FF 91 B FF 92 F CH 82 B CU 76 B CU 75 F SI 92 X CU 76 3-2 49 WP, 49 F8-2 1B 2-H 3-H			B SI 90 S FF 90 B CH 83 F SI 90 X FF 91 2-2 ① G6-3		C FF 92 F FS 81 F FS 81 B FF 91 S FF 91 1-3 ① K		4	1	1	2	0	1	3
49 Jair Jurrjens, R (1, 1) OBP: 0.167, SLG: 0.118 Rafael Soriano, R (8, 1) 20 Greg Norton, S (8, PH) OBP: 0.323, SLG: 0.167 51 Michael Gonzalez, R (9, 1)		B SI 92 F FF 91 C SI 91 F CU 75 B CU 75 1 SAFE F FF 91 X FF 91 2-2 22 1B, 19 1B, 10 BB 1B 1-2 3-H	F FF 91 S SI 92 F CU 76 X SL 83 0-2 ② ③ F8-2 2-H			F SI 92 B SI 91 F FF 91 X SL 82 1-2 ② P3		B FF 91 B FF 90 F FF 91 X FF 91 2-1 ② F7		3 0 1 0	1 0 0 0	1 0 0 0	1 0 0 0	0 0 0 0	0 0 0 0	1 0 1 0
Inning Stats	R: 1 E: 0 K: 1 S: 7 H: 2 LOB: 1 BB: 0 P: 13	R: 3 E: 1 K: 0 S: 20 H: 4 LOB: 3 BB: 1 P: 32	R: 2 E: 0 K: 0 S: 13 H: 3 LOB: 0 BB: 0 P: 20	R: 0 E: 0 K: 0 S: 6 H: 0 LOB: 0 BB: 0 P: 11	R: 0 E: 0 K: 2 S: 10 H: 1 LOB: 1 BB: 0 P: 13	R: 0 E: 0 K: 1 S: 10 H: 0 LOB: 0 BB: 0 P: 14	R: 0 E: 0 K: 1 S: 14 H: 2 LOB: 2 BB: 0 P: 21	R: 2 E: 0 K: 1 S: 15 H: 1 LOB: 1 BB: 0 P: 25		1B: 11 2B: 3 3B: 0 HR: 0 SF: 0 SAC: 0 DP: 1 HBP: 2				WP: 1 PB: 0 SB: 1 CS: 0	PA: 39	

PITCHER		IP	WLS	BF	H	R	ER	SO	BB	IBB	HBP	BLK	WP	HR	S	P	ERA	WHIP
46 Jason Hammel, R ERA: 4.6	(1, 1)	6.0	L	28	10	6	3	4	1	0	0	0	1	0	66	103	4.50	1.833
52 Joel Peralta, R ERA: 9.0	(7, 1)	2.0		11	3	2	2	2	0	0	2	0	0	0	29	46	9.00	1.500

PITCHER	IP	WLS	BF	H	R	ER	SO	BB	IBB	HBP	BLK	WP	HR	S	P	ERA	WHIP

Colorado Rockies @ Atlanta Braves

Turner Field, Atlanta, GA

Tue May 19 2009, 7:00 PM EDT

Att. 16,749 - Clear - 68 F

BOTTOM

livebaseballscorecards.com

AB	36
R	8
H	13
RBI	8
BB	1
SO	6
LOB	17

Colorado Rockies @ Atlanta Braves

Turner Field, Atlanta, GA

Wed May 20 2009, 7:00 PM EDT

Att. 19,259 - Cloudy - 73 F

TOP

livebaseballscorecards.com

Batter	1	2	3	4	5	6	7	8	9	AB	R	H	RBI	BB	SO	LOB
24 Dexter Fowler, S (1, 8) OBP: 0.321, SLG: 0.356	F FF 90 B FF 91 B SI 90 S SI 91 S SI 91 2-3 ① K		C FF 90 X SL 84 0-1 ③ G3			C SI 90 B SI 92 X SI 93 1-1 ① G4-3		C SI 90 B CU 76 F SI 90 C SI 90 1-3 ② K		4	0	0	0	0	2	2
53 Randy Flores, L (8, 1)										0	0	0	0	0	0	0
12 Clint Barmes, R (1, 4) OBP: 0.274, SLG: 0.417	C SI 90 S CH 82 B FF 90 S FF 92 1-3 ② K			C SL 80 B SL 84 F SL 84 B CU 66 X SI 91 2-2 ① F8		C SI 91 B SL 88 X SL 87 1-1 ② F9		C SL 81 X 0-1 1-H 2-H 2B		4	0	1	2	0	1	0
17 Todd Helton, L (1, 3) OBP: 0.385, SLG: 0.489	S FF 91 C SI 92 S CH 78 0-3 ③ K			F SL 84 B FF 90 S FF 90 X SL 83 1-2 E5 11 BB 19 1B		F SI 93 B SI 94 B SI 92 X SI 93 2-1 ③ F7		C CU 75 X FF 90 0-1 ③ F8		3	1	0	0	0	1	0
9 Ian Stewart, L (6, 5) OBP: 0.275, SLG: 0.448										1	0	0	0	0	0	1
11 Brad Hawpe, L (1, 9) OBP: 0.401, SLG: 0.593		C CU 72 F CH 77 B FF 90 B FF 91 F FF 90 B FF 91 S FF 91 3-3 ① K		B SL 75 C CU 72 F SL 83 B FF 90 B FF 91 B CH 76 4-2 19 1B 1-2 BB			C SI 90 B SI 90 S SI 91 S SI 91 1-3 ① K		B SI 85 B SI 85 C SI 87 B SI 87 3-1 19 2B BB	1	0	0	0	1	1	0
7 Seth Smith, L (6, 7) OBP: 0.429, SLG: 0.472										1	1	0	0	1	1	0
19 Ryan Spilborghs, R (1, 7) OBP: 0.340, SLG: 0.446		X SI 91 0-0 ② L8		B FF 91 C SL 85 X SL 86 1-1 27 G6-4-3 1-2 2-H 1B			B SI 91 C SI 92 C SL 86 B SL 86 F SL 86 C SI 91 2-3 ② K		B FF 89 C FF 88 X SL 85 1-1 1-H 2B	4	0	2	2	0	1	0
(6, 9)																
(8, 8)																
27 Garrett Atkins, R (1, 5) OBP: 0.266, SLG: 0.302	C FF 90 S FF 92 F FF 92 X FF 92 0-2 1B			B SL 86 C CU 74 S SL 86 X CU 67 1-2 ②③ G6-4-3 1-2f			C SI 94 C SI 93 B SI 93 F FF 92 S SL 88 1-3 ③ K		C FF 89 C FF 89 B SL 85 B SL 84 F SL 84 B FF 90 F FF 90 X FF 89 3-2 ① L8	4	0	1	0	0	1	3
(6, 3)																
8 Yorvit Torrealba, R (1, 2) OBP: 0.333, SLG: 0.436	B SL 80 C CU 72 C FF 89 S CH 79 1-3 ③ K		C FF 85 B CH 75 F FF 87 B CU 66 F SL 83 X SL 82 2-2 6 FC4-6 1B					C SI 88 B CH 83 X CH 83 1-1 ① G5-3	C FF 89 F FF 89 S FF 90 0-3 ② K	4	0	1	0	0	2	2
6 Omar Quintanilla, L (1, 6) OBP: 0.250, SLG: 0.222		C FF 89 S CH 80 S CU 71 0-3 ① K	B SI 88 X SI 89 1-0 ① FC4-6 34 G4-6-3 1-2f					B FF 88 F FF 88 F FF 90 B SL 82 F SL 81 X SL 83 2-2 14 BB 12 2B 1B	B FF 89 C SI 88 F CH 80 C FF 90 1-3 ③ K	4	1	1	0	0	2	2
29 Jorge De La Rosa, L (1, 1) OBP: 0.067, SLG: 0.067		F FF 89 S SL 74 X FF 90 0-2 ② G5-3	B CH 76 B CH 79 L CH 79 B CH 77 X CH 82 3-1 ②③ G4-6-3 1-2f					C SI 89 B CU 74 B FF 88 F SI 88 F FF 90 B FF 88 F SI 89 B SI 90 4-2 12 2B 1-2 BB		1	0	0	0	0	0	0
34 Matt Belisle, R (4, 1)										1	0	0	0	0	0	1
60 Manny Corpas, R (6, 1)										0	0	0	0	0	0	0
14 Matt Murton, R (8, PH) OBP: 0.333, SLG: 0.500										0	1	0	0	1	0	0
(8, 9)																
Inning Stats	R: 0 E: 0 K: 3 S: 9 H: 0 LOB: 0 BB: 0 P: 12	R: 0 E: 0 K: 2 S: 12 H: 1 LOB: 1 BB: 0 P: 16	R: 0 E: 0 K: 1 S: 8 H: 0 LOB: 0 BB: 0 P: 8	R: 1 E: 1 K: 0 S: 13 H: 1 LOB: 1 BB: 1 P: 22	R: 0 E: 0 K: 0 S: 7 H: 1 LOB: 0 BB: 0 P: 13	R: 0 E: 0 K: 0 S: 6 H: 0 LOB: 0 BB: 0 P: 10	R: 0 E: 0 K: 3 S: 11 H: 0 LOB: 0 BB: 0 P: 15	R: 2 E: 0 K: 1 S: 17 H: 2 LOB: 1 BB: 1 P: 25	R: 1 E: 0 K: 2 S: 14 H: 1 LOB: 1 BB: 1 P: 22	1B: 4 2B: 2 3B: 0 HR: 0 SF: 0 SAC: 0 DP: 2 HBP: 0						

	AB	32
	R	4
	H	6
	RBI	4
	BB	3
	SO	12
	LOB	11

WP: 0 PA: 35
PB: 0
SB: 0
CS: 0

PITCHER		IP	WLS	BF	H	R	ER	SO	BB	IBB	HBP	BLK	WP	HR	S	P	ERA	WHIP
33 Javier Vazquez, R ERA: 3.39	(1, 1)	5.0	W	18	3	1	0	6	1	0	0	0	0	0	49	71	0.00	0.800
30 Jeff Bennett, R ERA: 2.33	(6, 1)	2.0		6	0	0	0	3	0	0	0	0	0	0	17	25	0.00	0.000
37 Jo-Jo Reyes, L ERA: 7.0	(8, 1)	1.0		6	2	2	2	1	1	0	0	0	0	0	17	25	18.00	3.000
38 Buddy Carlyle, R ERA: 8.31	(9, 1)	1.0		5	1	1	1	2	1	0	0	0	0	0	14	22	9.00	2.000

PITCHER		IP	WLS	BF	H	R	ER	SO	BB	IBB	HBP	BLK	WP	HR	S	P	ERA	WHIP

BOTTOM

Colorado Rockies @ Atlanta Braves

Turner Field, Atlanta, GA

Wed May 20 2009, 7:00 PM EDT

Att. 19,259 - Cloudy - 73 F

livebaseballscorecards.com

Batter	1	2	3	4	5	6	7	8	9	AB	R	H	RBI	BB	SO	LOB
4 Omar Infante, R (1, 4) OBP: 0.389, SLG: 0.430	B FF 90 X FF 91 1-0 19 G6-4-3 1B		C CU 74 F FS 84 B FF 93 B FS 84 F FS 84 B SL 84 B FS 85 4-2 19 BB BB	C CU 74 S FS 84 X FS 85 0-2 19 HR 2-3 3-H 1B	F SL 83 C FF 91 B CU 74 B CU 76 X FF 91 2-2 ② F8	B SI 91 H SI 91 2-0 1-2 HBP		C D SL 79 X SL 79 1-1 ③ G3-1		3	1	2	1	1	0	0
(5, 5)										1	0	0	0	0	0	1
22 Casey Kotchman, L (6, PR) OBP: 0.361, SLG: 0.455																
(7, 3)																
19 Yunel Escobar, R (1, 6) OBP: 0.383, SLG: 0.462	B FF 92 F FS 82 F FF 94 X CU 76 1-2 ①② G6-4-3 1-2f		B FS 84 B FS 83 F SI 94 B FF 94 B FF 93 4-1 10 G4-6-3 1-2 BB	B CU 75 B FS 83 B SI 94 C SI 94 X SI 94 3-1 1-H 3-H HR	C SL 85 B SL 88 F FF 92 B CH 85 F FF 93 F CH 87 X SL 84 2-2 1B	S SL 83 X SL 84 0-1 ③ G5-3				4	1	2	3	1	0	4
10 Chipper Jones, S (1, 5) OBP: 0.446, SLG: 0.495	C SI 95 B FS 84 B FS 85 B SI 94 X 3-1 1B		C FF 94 B CU 75 X SI 94 1-1 ②③ G4-6-3 1-2f	C FF 90 ② C FF 90 ③ B SL 83 B SL 86 F SI 93 B CU 75 F SI 93 B SL 87 4-2 14 1B 23 1B BB	X SI 92 0-0 ③ L6		C SI 91 S SL 83 F SL 82 F SL 82 X FF 90 0-2 ① F9			2	1	1	0	1	0	2
2 Kelly Johnson, L (5, 4) OBP: 0.315, SLG: 0.376										2	0	0	0	0	0	1
14 Martín Prado, R (1, 3) OBP: 0.389, SLG: 0.583	B SI 95 C FS 83 D FS 84 B SI 94 X FF 94 3-1 ③ L7			B FF 90 6-1 B FF 92 L SAFC D FS 84 B FF 93 C FF 92 B FF 93 7 HBP 8 BB 23 BB BB B FF 91 C FF 91 B FF 91 X FF 91 2-1 23 1B 7 1B 1-2 1B	C FF 90 B FF 92 F FF 92 C CU 74 1-3 ① K	B SI 92 C SL 83 B SL 84 B SI 91 X SI 91 3-1 2B			4	2	2	0	1	1	1
(7, 5)																
23 Matt Diaz, R (1, 7) OBP: 0.369, SLG: 0.466		C CU 71 X FF 93 0-1 7 SF9 3B		B FF 92 6-1 B FF 92 L SAFC D FS 84 B FF 93 C FF 92 B FF 93 8 BB 7 HBP 24 SF9 1-2 BB F SL 84 F FF 93 B FF 93 F SL 83 O SL 84 X FF 93 2-2 7 1B 8 1B 1-3 2-H 1B	B FF 92 T SL 83 B FF 92 X SL 84 2-1 7 E 24 1B 1B	B SI 91 X SI 90 1-0 ② G5-3			4	4	3	1	1	0	1
7 Jeff Francoeur, R (1, 9) OBP: 0.270, SLG: 0.355		X FS 82 0-0 ① SF9 3-H		B CU 75 H FF 93 2-0 24 SF9 8 BB 4 1B 1-2 2-3 HBP C SL 86 B SL 86 X SL 86 1-1 8 1B 1-3 3-H 1B	B SI 91 S SI 90 X CH 85 1-1 E5 24 1B 30 E 1-2	X SL 82 0-0 ③ P6			3	2	1	2	0	0	2
8 David Ross, R (1, 2) OBP: 0.382, SLG: 0.491		C CU 72 B FF 94 F FS 82 F SL 84 X SL 84 1-2 ② P3		C FS 82 4-2 F SI 94 B SL 84 O FS 85 C FF 96 F FF 96 B FS 86 4 1B 33 SH2-4 19 HR 1-2 2-3 3-H BB B FF 91 X FF 92 1-0 1-3 3-H 1B	C FF 91 S FF 93 B FF 93 F CH 86 S CU 75 1-3 ② K			S FF 90 F SL 80 B SL 79 B SL 81 F SL 82 B FF 89 F SL 80 X FF 88 3-2 ① F8		4	1	1	2	1	1	2
24 Jordan Schafer, L (1, 8) OBP: 0.342, SLG: 0.318		C SI 93 C FF 94 C SI 94 0-3 ③ K		B SI 94 3-2 B SI 94 C SI 93 B SL 86 F FF 92 F SI 93 X SI 94 B SI 94 SF9 ① 2-3 3-H B SI 92 2-3 B SI 93 C SI 93 F SI 93 F SI 93 S CU 74 K ③	B D CH 86 X FF 92 2-1 30 E 1-2 2-H 1B			B FF 88 F CU 77 S FF 89 F SL 80 B SL 81 B CU 74 F SL 79 S FF 89 3-3 ② K		4	0	1	2	0	3	2
33 Javier Vazquez, R (1, 1) OBP: 0.111, SLG: 0.118			C FF 92 F FF 94 B CU 75 X FF 94 1-2 ① G4-3	X SI 90 0-0 SH2-4 ② 1-2	C CH 88 C FF 91 F CU 72 F FF 92 X SL 82 0-2 ① G6-3	C FF 90 X FF 91 0-1 E5 4 HBP 1-3 2-H		C FF 88 X FF 88 0-1 1B		2	0	0	0	0	0	0
30 Jeff Bennett, R (6, 1)										1	0	0	0	0	0	1
37 Jo-Jo Reyes, L (8, 1) OBP: 0.273, SLG: 0.111										1	0	1	0	0	0	0
20 Greg Norton, S (8, PR) OBP: 0.323, SLG: 0.167										0	0	0	0	0	0	0
38 Buddy Carlyle, L (9, 1)										0	0	0	0	0	0	0
Inning Stats	R: 0 E: 0 K: 0 S: 8 H: 2 LOB: 1 BB: 0 P: 16	R: 1 E: 0 K: 1 S: 10 H: 1 LOB: 0 BB: 0 P: 11	R: 0 E: 0 K: 0 S: 9 H: 0 LOB: 1 BB: 2 P: 19	R: 9 E: 0 K: 1 S: 36 H: 6 LOB: 2 BB: 4 P: 68	R: 0 E: 0 K: 0 S: 14 H: 1 LOB: 1 BB: 0 P: 18	R: 2 E: 2 K: 2 S: 17 H: 2 LOB: 3 BB: 0 P: 26	R: 0 E: 0 K: 0 S: 9 H: 1 LOB: 1 BB: 0 P: 13	R: 0 E: 0 K: 1 S: 14 H: 1 LOB: 1 BB: 0 P: 21		1B: 11 2B: 1 3B: 1 HR: 1 SF: 2 SAC: 1 DP: 2 HBP: 2						

	AB	35
	R	12
	H	14
	RBI	11
	BB	6
	SO	5
	LOB	17

WP: 0 PB: 0 SB: 0 CS: 0 PA: 46

PITCHER		IP	WLS	BF	H	R	ER	SO	BB	IBB	HBP	BLK	WP	HR	S	P	ERA	WHIP
29 Jorge De La Rosa, L ERA: 4.27	(1, 1)	3.2	L	20	5	7	7	1	5	0	1	0	0	1	45	84	17.18	2.727
34 Matt Belisle, R ERA: 8.31	(4, 1)	2.0		16	7	5	3	3	1	0	0	0	0	0	47	70	13.50	4.000
60 Manny Corpas, R ERA: 6.5	(6, 1)	1.1		6	1	0	0	0	0	0	1	0	0	0	11	17	0.00	0.750
53 Randy Flores, L ERA:	(8, 1)	1.0		4	1	0	0	1	0	0	0	0	0	0	14	21	0.00	1.000

PITCHER	IP	WLS	BF	H	R	ER	SO	BB	IBB	HBP	BLK	WP	HR	S	P	ERA	WHIP

Colorado Rockies @ Atlanta Braves

Turner Field, Atlanta, GA

Thu May 21 2009, 7:00 PM EDT

Att. 25,481 - Cloudy - 72 F

TOP

livebaseballscorecards.com

Batter	1	2	3	4	5	6	7	8	9	AB	R	H	RBI	BB	SO	LOB
24 Dexter Fowler, S (1, 8) OBP: 0.331, SLG: 0.377	F8	BB		F7		1B	3B			4	1	2	0	1	0	3
2 Troy Tulowitzki, R (1, 6) OBP: 0.324, SLG: 0.430	K	P4		P2		F9	G6-3			5	0	0	0	0	1	7
17 Todd Helton, L (1, 3) OBP: 0.392, SLG: 0.522	11 BLK 11 1B		K	HR 1-H 2-H 3-H		11 G4-3 1-H		G3-1		5	2	3	5	0	1	0
11 Brad Hawpe, L (1, 9) OBP: 0.408, SLG: 0.607	20 BB 1-H		F8	3B		G4-3 2-3		20 G1-4-3	BB	4	0	2	1	1	0	1
20 Chris Iannetta, R (1, 2) OBP: 0.353, SLG: 0.485	BB 1-2		F7	K		G4-3		G1-4-3 1-2f		4	0	0	0	1	1	3
19 Ryan Spilborghs, R (1, 7) OBP: 0.342, SLG: 0.452	K			27 WP 28 HBP 1B	2B		K	K		5	1	2	0	0	3	2
27 Garrett Atkins, R (1, 5) OBP: 0.270, SLG: 0.295		G4-3		28 HBP 12 BB 17 HR 1-3 BB	K		12 3B BB		K	3	2	0	0	2	2	1
12 Clint Barmes, R (1, 4) OBP: 0.297, SLG: 0.436		28 SH1-4 BB		28 HBP 17 HR 1-2 BB	K		28 SF8 1-H 3B		HBP	2	2	1	1	2	1	1
28 Aaron Cook, R (1, 1) OBP: 0.211, SLG: 0.176		SH1-4 1-2		17 HR 1-2 2-3 3-H HBP	K		SF8 3-H		K	2	1	0	2	0	2	2

	AB	34
	R	9
	H	10
	RBI	9
	BB	7
	SO	11
	LOB	20

Inning Stats	1	2	3	4	5	6	7	8	9			
	R: 1 E: 0 K: 2 S: 24	H: 2 LOB: 2 BB: 1 P: 35	R: 0 E: 0 K: 0 S: 7	H: 0 LOB: 2 BB: 2 P: 15	R: 0 E: 0 K: 1 S: 8	H: 0 LOB: 0 BB: 0 P: 12	R: 5 E: 0 K: 1 S: 20	H: 3 LOB: 1 BB: 2 P: 45	R: 0 E: 0 K: 3 S: 11	H: 1 LOB: 1 BB: 0 P: 13	R: 1 E: 0 K: 0 S: 18	H: 2 LOB: 1 BB: 0 P: 25
	R: 2 E: 0 K: 1 S: 20	H: 2 LOB: 1 BB: 1 P: 26	R: 0 E: 0 K: 0 S: 7	H: 0 LOB: 0 BB: 1 P: 13	R: 0 E: 0 K: 3 S: 9	H: 0 LOB: 1 BB: 0 P: 13	1B: 4 2B: 2 3B: 3 HR: 1	SF: 1 SAC: 1 DP: 1 HBP: 2	WP: 2 PB: 0 SB: 0 CS: 0	PA: 45		

PITCHER		IP	WLS	BF	H	R	ER	SO	BB	IBB	HBP	BLK	WP	HR	S	P	ERA	WHIP
54 Kris Medlen, R ERA: 15.0	(1, 1)	3.0	L	18	3	5	5	3	5	0	1	1	1	0	43	80	15.00	2.667
40 James Parr, R ERA: 5.79	(4, 1)	4.0		20	7	4	4	5	1	0	0	0	0	1	65	91	9.00	2.000
58 Peter Moylan, R ERA: 5.52	(8, 1)	1.0		3	0	0	0	0	1	0	0	0	0	0	7	13	0.00	1.000
34 Eric O'Flaherty, L ERA: 2.3	(9, 1)	1.0		4	0	0	0	3	0	0	1	0	0	0	9	13	0.00	0.000

PITCHER	IP	WLS	BF	H	R	ER	SO	BB	IBB	HBP	BLK	WP	HR	S	P	ERA	WHIP

BOTTOM

Colorado Rockies @ Atlanta Braves

Turner Field, Atlanta, GA

Thu May 21 2009, 7:00 PM EDT
Att. 25,481 - Cloudy - 72 F

livebaseballscorecards.com

Batter	1	2	3	4	5	6	7	8	9	AB	R	H	RBI	BB	SO	LOB
19 Yunel Escobar, R (1, 6) OBP: 0.376, SLG: 0.452 27 Diory Hernandez, R (7, 6)	B SI 89 B SI 89 X SI 88 2-0 G4-3 ①		C SI 89 B SL 85 B SI 92 F SI 90 F SI 90 B CU 75 X SI 91 3-2 G5-3 ①		C SI 91 X SI 91 0-1 G1-3 ②			B SI 88 B SI 88 X SI 88 2-0 G4-3 ②		3 1	0 0	0 0	0 0	0 0	0 0	0 0
22 Casey Kotchman, L (1, 3) OBP: 0.351, SLG: 0.442	B SI 90 B SI 89 C SI 90 X SI 89 2-1 G6-3 ②		B SI 91 B SI 89 X SI 90 2-0 G3 ②		B SI 89 C SI 89 X SI 90 1-1 L7 ③			C SI 89 B SI 86 F SI 89 B SI 91 X SI 91 2-2 G3-1 ③		4	0	0	0	0	0	0
10 Chipper Jones, S (1, 5) OBP: 0.444, SLG: 0.491 14 Martin Prado, R (8, 5) OBP: 0.382, SLG: 0.571	F SI 91 B SI 90 C SI 92 B SI 93 X SL 85 2-2 1B		C CU 71 C SI 90 B CU 76 B FF 91 B SL 86 S SI 91 3-3 K ③			C SI 87 X SI 88 0-1 G4-3 ①			B SI 88 B SI 88 C SI 88 F SI 88 F FF 91 X SL 82 2-2 F9 ①	3 1	0 0	1 0	0 0	0 0	1 0	0 0
16 Brian McCann, L (1, 2) OBP: 0.366, SLG: 0.443	X SI 91 0-0 F7 ③			B SI 88 F SI 89 B CU 70 F SI 89 F SI 91 B SI 91 F SI 90 X SI 89 3-2 G3 ①		X SI 88 0-0 G3-1 ②			X SI 90 0-0 F7 ②	4	0	0	0	0	0	1
18 Garret Anderson, L (1, 7) OBP: 0.277, SLG: 0.307		C SI 89 X CU 73 0-1 G4-3 ①		B SI 90 X SI 90 1-0 G4-3 ②		B SI 88 C SI 89 X SI 89 1-1 G4-3 ③			S SI 91 B SI 91 X SI 90 1-1 G4-3 ③	4	0	0	0	0	0	0
2 Kelly Johnson, L (1, 4) OBP: 0.316, SLG: 0.370		B SI 89 X SI 88 1-0 G1-3 ②		B SI 89 B SI 88 B SI 89 C SI 88 B SI 87 4-1 7 1B BB			B SI 88 B SI 88 C SI 89 F SI 89 X SI 90 2-2 G4-3 ①			2	0	0	0	1	0	0
7 Jeff Francoeur, R (1, 9) OBP: 0.277, SLG: 0.361		X SI 90 0-0 24 1B 1B		X FF 90 0-0 24 FC6 1-2 1B			C SI 89 S CU 81 F CU 80 C FF 93 0-3 K ②			3	0	2	0	0	1	0
24 Jordan Schafer, L (1, 8) OBP: 0.342, SLG: 0.318 23 Matt Diaz, R (9, 8) OBP: 0.369, SLG: 0.466		B SI 88 S SI 90 C SI 89 1 SAFE B SI 90 F SI 91 B SI 91 X SI 90 3-2 1-2 1B		X SI 91 0-0 FC6 ③ 1-2f			X SI 90 0-0 G4-3 ③			3 0	0 0	1 0	0 0	0 0	0 0	2 0
54 Kris Medlen, S (1, 1) 40 James Parr, R (4, 1) 58 Peter Moylan, R (8, 1) 20 Greg Norton, S (8, PH) OBP: 0.313, SLG: 0.160 34 Eric O'Flaherty, L (9, 1)		F SI 91 B SI 92 B SI 91 X SI 91 2-1 G1-3 ③			C SI 88 B SI 86 B SI 88 S SI 88 B SI 89 S SI 88 3-3 K ①			X SI 87 0-0 G4-3 ①		1 1 0 1 0	0 0 0 0 0	0 0 0 0 0	0 0 0 0 0	0 1 0 0 0	0 0 0 0 0	2 0 0 0 0

Inning Stats	1	2	3	4	5	6	7	8	9
	R: 0 E: 0 K: 0 S: 7 H: 1 LOB: 1 BB: 0 P: 13	R: 0 E: 0 K: 0 S: 10 H: 2 LOB: 2 BB: 0 P: 16	R: 0 E: 0 K: 1 S: 8 H: 0 LOB: 0 BB: 0 P: 16	R: 0 E: 0 K: 0 S: 9 H: 1 LOB: 2 BB: 1 P: 17	R: 0 E: 0 K: 1 S: 7 H: 0 LOB: 0 BB: 0 P: 11	R: 0 E: 0 K: 0 S: 5 H: 0 LOB: 0 BB: 0 P: 6	R: 0 E: 0 K: 1 S: 8 H: 0 LOB: 0 BB: 0 P: 10	R: 0 E: 0 K: 0 S: 5 H: 0 LOB: 0 BB: 0 P: 9	R: 0 E: 0 K: 0 S: 7 H: 0 LOB: 0 BB: 0 P: 10

| | | |

Batter	1	2	3	4	5	6	7	8	9	AB	R	H	RBI	BB	SO	LOB
19 Marco Scutaro, R (1, 6) OBP: 0.398, SLG: 0.430	C FF 90 B FF 90 X FF 90 1-1 ① F9		X FO 86 0-0 ③ G6-3			C FF 91 C FC 86 S CU 69 0-3 ② K			B FF 92 X FF 92 1-0 ① F9	4	0	0	0	0	1	1
2 Aaron Hill, R (1, 4) OBP: 0.383, SLG: 0.554	X FF 91 0-0 ② F8			C CU 68 B FF 90 F FF 91 B FF 92 B FO 84 X FF 89 3-2 ① G5-3		C CU 68 S SI 86 B FF 91 S FO 85 1-3 ③ K			F FF 92 X FF 95 0-1 15 G1-3 2B	4	0	1	0	0	1	0
15 Alex Rios, R (1, 9) OBP: 0.322, SLG: 0.420	C FF 92 S FF 91 B FF 88 S CU 70 1-3 ③ K			B FF 91 C FC 87 B FO 84 B CU 69 X FF 91 3-1 ② F9			C FF 89 B FO 84 B FO 84 X FF 90 2-1 ① L6		S SL 82 B SL 85 X SL 85 1-1 ② G1-3 2-3	4	0	0	0	0	1	1
10 Vernon Wells, R (1, 8) OBP: 0.319, SLG: 0.412		C FF 89 B FF 90 F FF 90 F FO 83 X CU 68 1-2 ① G6-3		C FC 87 B FF 91 X FO 85 1-1 ③ G5-3			C FF 90 B FO 84 B FC 88 X FF 91 2-1 ② G6-3		F FF 94 C SL 86 X SL 86 0-2 ③ G5-3	4	0	0	0	0	0	1
26 Adam Lind, L (1, 7) OBP: 0.369, SLG: 0.506		B CU 68 C FF 90 X FO 84 1-1 ② F7			B FF 90 B FF 89 X FF 90 2-0 ① G6-3		C FF 90 C FF 90 S CU 71 0-3 ③ K			3	0	0	0	0	1	0
33 Scott Rolen, R (1, 5) OBP: 0.377, SLG: 0.455		C FF 90 C FF 90 X FC 87 0-2 ③ F8			B FC 87 B FF 91 X FF 91 2-0 ② F7			X FF 90 0-0 2B		3	0	1	0	0	0	0
35 Lyle Overbay, L (1, 3) OBP: 0.358, SLG: 0.510			F FF 90 B FF 90 B FF 91 S FF 90 X CU 68 2-2 32 SH3-4 1B		F FF 91 B FF 91 F FF 90 B FF 91 X CU 70 2-2 1B			F FF 91 S FO 84 X FO 84 0-2 ① G1-3		3	0	2	0	0	0	1
20 Rod Barajas, R (1, 2) OBP: 0.333, SLG: 0.460			C FF 90 F FO 83 1 SAFE B FF 88 F FO 84 F CU 70 F SI 91 B FO 85 X CU 70 2-2 ① P6		F FF 89 B FF 90 F FO 84 B FF 90 1 SAFE F FF 88 S FO 85 2-3 ③ K			F FC 87 B FF 90 F FO 84 D CU 70 B FC 88 X FO 85 3-2 ② F9		3	0	0	0	0	1	3
32 Roy Halladay, R (1, 1) 1 Joe Inglett, L (8, PH) 39 Jesse Carlson, L (8, 1)			1 SAFE X FF 90 0-0 ② SH3-4 1-2			S FF 89 S FF 90 B FF 90 F FF 91 B CU 68 F FF 90 C FF 90 2-3 ① K		B FF 91 S FO 84 F FO 85 F FO 84 B FF 90 C CU 70 2-3 ③ K		1 1 0	0 0 0	0 0 0	0 0 0	0 0 0	1 1 0	0 1 0
Inning Stats	R: 0 H: 0 E: 0 LOB: 0 K: 1 BB: 0 S: 6 P: 8	R: 0 H: 0 E: 0 LOB: 0 K: 0 BB: 0 S: 9 P: 11	R: 0 H: 1 E: 0 LOB: 1 K: 0 BB: 0 S: 11 P: 15	R: 0 H: 0 E: 0 LOB: 0 K: 0 BB: 0 S: 7 P: 14	R: 0 H: 1 E: 0 LOB: 1 K: 1 BB: 0 S: 9 P: 17	R: 0 H: 0 E: 0 LOB: 0 K: 3 BB: 0 S: 11 P: 14	R: 0 H: 0 E: 0 LOB: 0 K: 1 BB: 0 S: 7 P: 11	R: 0 H: 1 E: 0 LOB: 1 K: 1 BB: 0 S: 11 P: 16	R: 0 H: 1 E: 0 LOB: 1 K: 0 BB: 0 S: 8 P: 10	1B: 2 2B: 2 3B: 0 HR: 0	SF: 0 SAC: 1 DP: 0 HBP: 0	WP: 0 PB: 0 SB: 0 CS: 0	PA: 31			

TOP

Toronto Blue Jays @ Atlanta Braves

Turner Field, Atlanta, GA

Fri May 22 2009, 7:30 PM EDT

Att. 21,533 - Overcast - 71 F

livebaseballscorecards.com

AB	30
R	0
H	4
RBI	0
BB	0
SO	7
LOB	8

PITCHER		IP	WLS	BF	H	R	ER	SO	BB	IBB	HBP	BLK	WP	HR	S	P	ERA	WHIP
11 Kenshin Kawakami, R ERA: 4.73	(1, 1)	8.0	W	27	3	0	0	7	0	0	0	0	0	0	71	106	0.00	0.375
51 Michael Gonzalez, L ERA: 3.38	(9, 1)	1.0	S	4	1	0	0	0	0	0	0	0	0	0	8	10	0.00	1.000

PITCHER	IP	WLS	BF	H	R	ER	SO	BB	IBB	HBP	BLK	WP	HR	S	P	ERA	WHIP

BOTTOM

Toronto Blue Jays @ Atlanta Braves

Turner Field, Atlanta, GA

Fri May 22 2009, 7:30 PM EDT
Att. 21,533 - Overcast - 71 F

Batter	1	2	3	4	5	6	7	8	9	AB	R	H	RBI	BB	SO	LOB
19 Yunel Escobar, R (1, 6) OBP: 0.367, SLG: 0.440	F FC 91 B FC 90 X CU 77 1-1 G5-3		B FC 90 B SI 93 B SI 92 C FC 92 X FC 90 3-1 G1-3		F FC 90 X FC 90 0-1 F9			S SI 88 F SL 82 X SI 90 0-2 G3-1 2-3		4	0	0	0	0	0	1
22 Casey Kotchman, L (1, 3) OBP: 0.348, SLG: 0.440	B FC 90 B FC 89 C FC 90 C SI 93 B FC 91 X FC 91 3-2 16 1B 1B		B CU 77 S FC 89 B CU 76 C FC 92 X SI 93 2-2 G4-3			X CU 76 0-0 F8		B SL 83 C SL 81 B SI 89 X SL 83 2-1 SF7 3-H		3	0	1	1	0	0	0
18 Garret Anderson, L (1, 7) OBP: 0.276, SLG: 0.304 51 Michael Gonzalez, R (9, 1)	C FC 91 F FC 90 B CU 78 C CU 78 1-3 K			X SI 91 0-0 14 G4-3 16 1B 1B		C SI 92 F FC 90 X FC 91 0-2 G6-3		B SI 88 C SI 89 B SI 88 F SL 80 X SI 88 2-2 F8		4 0	0 0	1 0	0 0	0 0	1 0	1 0
16 Brian McCann, L (1, 2) OBP: 0.385, SLG: 0.457	C CU 77 F FC 89 F CU 78 B FC 90 F FC 91 B SI 93 X CU 77 2-2 1-3 1B			B FC 90 X FC 90 1-0 14 G4-3 1-2 1B		L FC 90 B CU 76 B FC 90 B FC 90 B FC 90 4-1 2 S BB				2	0	2	0	1	0	0
2 Kelly Johnson, L (1, 4) OBP: 0.309, SLG: 0.361	B FC 91 B CU 76 F FC 90 F FC 90 C SI 92 2-3 K			B CU 75 L FC 88 L FC 90 C SI 92 1-3 K		S FC 90 C FC 89 B CU 78 F SI 92 X CU 77 1-2 G4-3 1-2				3	0	0	0	0	2	5
14 Martín Prado, R (1, 5) OBP: 0.362, SLG: 0.538		B FC 90 B FC 89 B FC 90 C FC 90 F FC 90 X FC 90 3-2 G4-3		C CU 77 F CU 77 D CU 77 X SI 93 1-2 G4-3 1-2 2-3			C FC 88 C FC 88 F CU 77 S CU 76 0-3 K			3	0	0	0	0	1	2
7 Jeff Francoeur, R (1, 9) OBP: 0.278, SLG: 0.361		C FC 90 B SI 93 X FC 90 1-1 G3		B FC 91 F CU 78 X FC 90 1-1 F9			F CU 76 B FC 90 X SI 92 1-1 24 L3-6 24 S 1B			3	0	1	0	0	0	2
24 Jordan Schafer, L (1, 8) OBP: 0.335, SLG: 0.311		S FC 90 F FC 90 B CU 78 B FC 93 S CU 78 2-3 K			L FC 90 X FC 90 0-1 L6		B CU 75 X FC 89 1-0 L3-6 1-2			3	0	0	0	0	1	1
11 Kenshin Kawakami, R (1, 1) OBP: 0.200, SLG: 0.200 23 Matt Diaz, R (8, PH) OBP: 0.376, SLG: 0.486 (9, 7)			B FC 91 X FC 90 1-0 G4-3		C FC 90 C CU 78 S CU 78 0-3 K			C SI 89 X SI 89 0-1 19 G3-1 22 SF7 2B		2 1	0 1	0 1	0 0	0 0	1 0	0 0
Inning Stats	R: 0 E: 0 K: 2 S: 16 H: 2 LOB: 2 BB: 0 P: 25	R: 0 E: 0 K: 1 S: 8 H: 0 LOB: 0 BB: 0 P: 14	R: 0 E: 0 K: 0 S: 6 H: 0 LOB: 0 BB: 0 P: 12	R: 0 E: 0 K: 1 S: 10 H: 2 LOB: 2 BB: 0 P: 14	R: 0 E: 0 K: 1 S: 7 H: 0 LOB: 0 BB: 0 P: 7	R: 0 E: 0 K: 0 S: 9 H: 0 LOB: 1 BB: 1 P: 14	R: 0 E: 0 K: 1 S: 7 H: 1 LOB: 0 BB: 0 P: 9	R: 1 E: 0 K: 0 S: 10 H: 1 LOB: 0 BB: 0 P: 14		1B: 5 2B: 2 3B: 0 HR: 0 SF: 1 SAC: 0 DP: 1 HBP: 0				WP: 0 PB: 0 SB: 2 CS: 0 PA: 30		

livebaseballscorecards.com

	AB	28
	R	1
	H	6
	RBI	1
	BB	1
	SO	6
	LOB	12

PITCHER		IP	WLS	BF	H	R	ER	SO	BB	IBB	HBP	BLK	WP	HR	S	P	ERA	WHIP
32 Roy Halladay, R ERA: 2.52	(1, 1)	7.0		26	5	0	0	6	1	0	0	0	0	0	63	95	0.00	0.857
39 Jesse Carlson, L ERA: 3.52	(8, 1)	1.0	L	4	1	1	1	0	0	0	0	0	0	0	10	14	9.00	1.000

PITCHER	IP	WLS	BF	H	R	ER	SO	BB	IBB	HBP	BLK	WP	HR	S	P	ERA	WHIP

Toronto Blue Jays @ Atlanta Braves

Turner Field, Atlanta, GA

Sat May 23 2009, 7:00 PM EDT
Att. 27,377 - Cloudy - 71 F

livebaseballscorecards.com

Batter	1	2	3	4	5	6	7	8	9	AB	R	H	RBI	BB	SO	LOB
19 Marco Scutaro, R (1, 6) OBP: 0.394, SLG: 0.429	X SI 86 0-0 ① G6-3		B SL 81 B SL 81 X SL 81 2-0 2-H 3-H 2B		C SI 88 X SI 88 0-1 ② G5-3			C CH 85 B SI 86 X CH 86 1-1 ① F8	C SL 82 B SL 80 X SL 80 1-1 ③ F7	5	0	1	2	0	0	3
2 Aaron Hill, R (1, 4) OBP: 0.385, SLG: 0.551	B SI 88 B SI 87 X SI 86 2-0 ② G6-3		X SI 88 0-0 ② F9		C SI 89 B SI 89 X SI 89 1-1 15 FC6-4 1B			B SI 91 B SI 90 B SI 90 C SI 91 B SI 91 4-1 15 G6-4-3 BB		3	0	1	0	1	0	1
15 Alex Rios, R (1, 9) OBP: 0.316, SLG: 0.411	C SL 80 F FC 88 B SL 81 S SI 88 1-3 ③ K		B SI 89 X SI 89 1-0 ③ F9		1 SAFE C SI 88 X SI 88 0-1 ③ FC6-4 1-2f			B SI 89 F SI 90 B SI 90 1 SAFE F SI 90 X SI 91 2-2 ② ③ G6-4-3 1-2f		4	0	0	0	0	1	3
10 Vernon Wells, R (1, 8) OBP: 0.313, SLG: 0.403		B SI 87 X SI 88 1-0 ① G5-3		C SI 88 B SI 88 B SI 88 X SI 88 2-1 ① G5-3		B SI 86 F SI 87 B SI 88 B SI 88 X SI 87 3-1 ① G6-3			B FF 92 F FF 92 B SL 84 F FF 92 B FF 93 X FF 92 3-2 ① F8	4	0	0	0	0	0	0
26 Adam Lind, L (1, 7) OBP: 0.372, SLG: 0.512		C SI 88 X SI 88 0-1 33 G6-3 1B		C SL 81 B SL 81 B SL 81 X SI 88 2-1 ② G4-3		B SI 88 C SI 82 F SI 87 F SI 88 X SL 81 1-2 ② G6-3			B FF 92 F FF 92 F SL 83 X SL 85 1-2 35 1B 2B	4	1	2	0	0	0	0
33 Scott Rolen, R (1, 5) OBP: 0.380, SLG: 0.459		C SI 88 F SI 87 X SI 87 0-2 ② ③ G6-3 1-2f		F SI 88 F SI 88 B SI 88 F SI 89 F SI 89 B SL 82 X SL 82 2-2 2B		F SI 88 B SI 88 B SI 88 C SI 89 B SI 88 X SI 88 3-2 ③ F8			C SL 81 B SL 84 S SL 83 B SL 84 B SL 84 B FF 93 4-2 35 1B BB	3	0	1	0	1	0	1
35 Lyle Overbay, L (1, 3) OBP: 0.370, SLG: 0.509			B SI 88 B SL 82 B SL 81 B SI 88 4-0 44 SH5-4 19 2B 20 1B BB	C SI 88 B SL 82 B SI 88 B SI 88 B SL 82 4-1 BB			S FC 87 B SI 86 B SL 79 C SI 87 X SI 87 2-2 ① G4-3		C FF 92 B FF 93 C SL 85 X SL 85 1-2 20 BB 1-3 2-H 1B	2	1	1	1	2	0	0
20 Rod Barajas, R (1, 2) OBP: 0.338, SLG: 0.457			C SI 88 C SI 89 X SI 89 0-2 44 SH5-4 19 2B 1-2 1B	F SI 88 C SI 88 F SI 88 B SL 82 B SL 83 B SI 88 S SL 82 3-3 ③ K			F SI 86 X SI 87 0-1 ② G6-3		B FF 92 B FF 92 B SL 81 D SL 80 4-0 1-2 BB	3	1	1	0	1	1	2
44 Casey Janssen, R (1, 1) 1 Joe Inglett, L (7, PH) 52 B.J. Ryan, L (7, 1) 40 Brian Wolfe, R (8, 1) 15 Kevin Millar, R (9, PH) OBP: 0.325, SLG: 0.474			C SI 88 X SI 87 0-1 ① SH5-4 1-2 2-3		C SI 87 B SI 87 F SI 88 B SL 81 X SI 88 2-2 ① G5-3		B SI 86 X SI 87 1-0 ③ G6-3		F FF 92 S SL 83 B SL 82 S FF 93 1-3 ② K	1 1 0 0 1	0 0 0 0 0	0 0 0 0 0	0 0 0 0 0	0 0 0 0 1	0 0 0 0 3	0 0 0 0 3
Inning Stats	R: 0 E: 0 K: 1 S: 5 H: 0 LOB: 0 BB: 0 P: 8	R: 0 E: 0 K: 0 S: 6 H: 1 LOB: 0 BB: 0 P: 7	R: 2 E: 0 K: 0 S: 8 H: 2 LOB: 1 BB: 1 P: 15	R: 0 E: 0 K: 1 S: 14 H: 1 LOB: 2 BB: 1 P: 27	R: 0 E: 0 K: 0 S: 9 H: 1 LOB: 1 BB: 0 P: 12	R: 0 E: 0 K: 0 S: 9 H: 0 LOB: 0 BB: 0 P: 16	R: 0 E: 0 K: 0 S: 6 H: 0 LOB: 0 BB: 0 P: 9	R: 0 E: 0 K: 0 S: 6 H: 0 LOB: 0 BB: 1 P: 13	R: 1 E: 0 K: 1 S: 16 H: 2 LOB: 3 BB: 2 P: 31	1B: 4 2B: 3 3B: 0 HR: 0 SF: 0 SAC: 1 DP: 2 HBP: 0						

TOP	
AB	31
R	3
H	7
RBI	3
BB	5
SO	3
LOB	13

WP: 0 PB: 0 SB: 0 CS: 0 PA: 37

PITCHER		IP	WLS	BF	H	R	ER	SO	BB	IBB	HBP	BLK	WP	HR	S	P	ERA	WHIP
32 Derek Lowe, R ERA: 3.45	(1, 1)	7.1	W	28	5	2	2	2	2	0	0	0	0	0	59	97	2.46	0.955
58 Peter Moylan, R ERA: 5.28	(8, 1)	0.2	H	2	0	0	0	0	1	0	0	0	0	0	4	10	0.00	1.500
51 Michael Gonzalez, L ERA: 3.79	(9, 1)	0.1	H	5	2	1	1	0	2	0	0	0	0	0	11	24	27.00	12.000
Rafael Soriano, R ERA: 1.45	(9, 1)	0.2	S	2	0	0	0	1	0	0	0	0	0	0	5	7	0.00	0.000

PITCHER	IP	WLS	BF	H	R	ER	SO	BB	IBB	HBP	BLK	WP	HR	S	P	ERA	WHIP

Toronto Blue Jays @ Atlanta Braves

Turner Field, Atlanta, GA

Sat May 23 2009, 7:00 PM EDT

Att. 27,377 - Cloudy - 71 F

livebaseballscorecards.com

Batter	1	2	3	4	5	6	7	8	9	AB	R	H	RBI	BB	SO	LOB
2 Kelly Johnson, L (1, 4) OBP: 0.314, SLG: 0.389	B SI 88 C SI 90 X FC 90 1-1 G1-3 ①		B FC 89 X FF 90 1-0 1-2 22 2B 1B	F FC 87 B FC 89 D CU 75 X FC 88 2-1 L3 ③			B FF 88 C FF 89 B SL 82 X FF 87 2-1 HR			4	2	2	1	0	0	2
22 Casey Kotchman, L (1, 3) OBP: 0.346, SLG: 0.441	B SI 90 C FC 89 F SI 91 X FC 89 1-2 G5-3 ②		B FC 90 F FC 89 B FC 89 X SI 90 2-1 1-H 2-H 2B		B CH 78 B FC 88 X FC 88 2-0 G4-1 ①		F SL 81 B SL 79 F SL 82 X FF 88 1-2 G6-3 ②			4	0	1	2	0	0	0
18 Garret Anderson, L (1, 7) OBP: 0.286, SLG: 0.313	F FC 89 B FC 88 F SI 92 F CU 76 F FF 91 F CH 82 X FF 91 1-2 1B		X CH 81 0-0 F9 ②		B FC 88 X FF 90 1-0 1B		C FF 87 F FF 88 F FF 88 B SL 83 B SL 82 S SL 79 2-3 K ③			4	0	2	0	0	1	1
16 Brian McCann, L (1, 2) OBP: 0.380, SLG: 0.447	B SI 91 X FC 89 1-0 B1-3 ③		F CU 74 F CU 75 B FC 88 F CU 75 B SI 91 B CH 80 F CU 75 F FC 88 X FC 88 3-2 G3 ③		X FC 88 0-0 P2 ②			B FF 93 L FF 92 X FF 93 1-1 7 1B 1B		4	0	1	0	0	0	3
14 Martín Prado, R (1, 5) OBP: 0.339, SLG: 0.500		B FC 88 C FC 88 C FC 88 X CU 75 1-2 G4-3 ①		C FC 87 B SI 90 B SL 82 F FC 88 X FC 87 2-2 G5-3 ①	B SL 81 X FC 88 1-0 G4-3 ③			1 SAFE B FF 92 L FF 91 C FF 91 F FF 93 X FF 94 1-2 L7 ①		4	0	0	0	0	0	2
7 Jeff Francoeur, R (1, 9) OBP: 0.289, SLG: 0.377		X FC 87 0-0 27 G5-4-3 1B	B SI 90 X CU 73 1-0 24 G1-3 32 1B 2B			C SL 82 X SI 89 0-1 G6-3 ①		X FF 93 0-0 24 FC4-6 1-2 1B		4	1	3	0	0	0	0
27 Diory Hernandez, R (1, 6)		S FC 88 D CU 74 X CU 74 1-1 1-2f G5-4-3 ②③	B FC 88 B FC 87 C FC 87 B FC 88 B FC 88 4-1 32 1B 24 G1-3 BB			F FC 87 X FC 88 0-1 G3-1 ②		C FF 94 C CU 80 B CU 81 B FF 96 S FF 92 2-3 K ②		3	0	0	0	1	1	3
24 Jordan Schafer, L (1, 8) OBP: 0.327, SLG: 0.302			B SI 90 X SI 90 1-0 G6-3 ① C CH 79 X FC 88 0-1 G1-3 ② 1-2 2-3			B FC 88 B CH 81 X FC 87 2-0 F7 ③		B FC 92 X FF 93 1-0 FC4-6 ③ 1-2f		4	0	0	0	0	0	4
32 Derek Lowe, R (1, 1) OBP: 0.316, SLG: 0.235 58 Peter Moylan, R (8, 1) 51 Michael Gonzalez, R (9, 1) Rafael Soriano, R (9, 1)			X FF 91 0-0 2 1B 22 2B 1B	S CU 73 X CU 73 0-1 2-3 3-H 1B			F FF 87 F FF 88 X SL 81 0-2 P3 ①			3 0 0 0	1 0 0 0	2 0 0 0	1 0 0 0	0 0 0 0	0 0 0 0	0 0 0 0
Inning Stats	R: 0 E: 0 K: 0 S: 12 H: 1 LOB: 1 BB: 0 P: 16	R: 0 E: 0 K: 0 S: 6 H: 1 LOB: 0 BB: 0 P: 8	R: 2 E: 0 K: 0 S: 12 H: 3 LOB: 1 BB: 0 P: 19	R: 1 E: 0 K: 0 S: 11 H: 2 LOB: 2 BB: 1 P: 20	R: 0 E: 0 K: 0 S: 4 H: 1 LOB: 1 BB: 0 P: 8	R: 0 E: 0 K: 0 S: 5 H: 0 LOB: 0 BB: 0 P: 7	R: 1 E: 0 K: 1 S: 12 H: 1 LOB: 0 BB: 0 P: 17	R: 0 E: 0 K: 1 S: 11 H: 2 LOB: 2 BB: 0 P: 16		1B: 8 2B: 2 3B: 0 HR: 1	SF: 0 SAC: 0 DP: 1 HBP: 0			WP: 0 PB: 0 SB: 0 CS: 0	PA: 35	

	AB	34
	R	4
	H	11
	RBI	4
	BB	1
	SO	2
	LOB	15

PITCHER	IP	WLS	BF	H	R	ER	SO	BB	IBB	HBP	BLK	WP	HR	S	P	ERA	WHIP
44 Casey Janssen, R (1, 1) ERA: 4.5	6.0	L	26	8	3	3	0	1	0	0	0	0	0	50	78	4.50	1.500
52 B.J. Ryan, L (7, 1) ERA: 7.45	1.0		4	1	1	1	1	0	0	0	0	0	1	12	17	9.00	1.000
40 Brian Wolfe, R (8, 1) ERA: 1.8	1.0		5	2	0	0	1	0	0	0	0	0	0	11	16	0.00	2.000

PITCHER	IP	WLS	BF	H	R	ER	SO	BB	IBB	HBP	BLK	WP	HR	S	P	ERA	WHIP

Toronto Blue Jays @ Atlanta Braves

Turner Field, Atlanta, GA

Sun May 24 2009, 1:30 PM EDT

Att. 23,971 - Cloudy - 72 F

TOP

livebaseballscorecards.com

Batter	1	2	3	4	5	6	7	8	9	AB	R	H	RBI	BB	SO	LOB
19 Marco Scutaro, R (1, 6) OBP: 0.395, SLG: 0.431 6 John McDonald, R (8, 6) OBP: 0.222, SLG: 0.222	B FF 90 B FF 89 C FF 88 X SI 90 2-1 G4-3		C FF 89 X FF 92 0-1 G3		F SI 92 1 SAFE B FF 90 C CH 82 X SL 80 1-2 2 FC4 1-2 1B		C SI 88 C SL 76 X SL 78 0-2 10 BB 15 HBP 1B		B FF 93 B FF 94 C FF 93 B CH 91 C FF 93 X FF 93 3-2 E6 15 G5-3 2 1B	4 1	0 0	2 0	0 0	0 0	0 0	0 0
2 Aaron Hill, R (1, 4) OBP: 0.385, SLG: 0.547	B FF 91 B SL 79 X FF 90 2-0 G6-3		F SL 78 B SL 79 X SL 77 1-1 1B		B FF 92 S CH 80 F FF 90 F CH 81 B SI 95 F CH 82 X FF 94 2-2 FC4 1-2f 2-3		F SI 89 B SI 89 B SI 89 1 SAFE F SI 89 S SI 89 2-3 K		B SI 95 C SL 78 X CH 84 1-1 15 G5-3 1-2 1B	5	0	2	0	0	1	3
15 Alex Rios, R (1, 9) OBP: 0.318, SLG: 0.408	X FF 90 0-0 1B		B CH 80 X FF 90 1-0 G4-3		D SL 82 C CH 82 F FF 94 B SI 95 X SI 95 2-2 G3		1 SAFE S SI 89 1 SAFE H SL 76 1-1 10 BB 1-2 HBP		B SI 95 B FF 95 C FF 95 B SI 94 X SI 94 3-1 G5-3 1-2 2-3f	4	0	1	0	0	0	5
10 Vernon Wells, R (1, 8) OBP: 0.319, SLG: 0.410	1 SAFE X FF 90 0-0 F9			C FF 89 B SL 80 X SL 77 1-1 19 S 26 S 19 G6-3 1B		C FF 90 B FF 92 X FF 92 1-1 26 G4-3 35 1B 2B	B SI 88 B SI 89 B SI 88 C SI 89 F SI 88 F SI 86 F SI 89 F SI 88 F SI 89 4-2 B SI 89 1-2 2-3 BB		C SI 96 B SL 83 C SL 82 B FF 97 B SI 97 S SL 82 3-3 K	4	2	2	0	1	1	2
26 Adam Lind, L (1, 7) OBP: 0.364, SLG: 0.500		C FF 88 F FF 91 F FF 91 X CH 81 0-2 G1-3		B FF 88 B CH 80 1 SAFE F CH 83 S FF 90 1 SAFE 1 SAFE F FF 92 B FF 90 3-3 F CH 83 S FF 92 K 1-2		C FF 89 B FF 93 F FF 92 X CH 82 1-2 G4-3 2-3	C SL 83 C FF 92 B SL 85 F CH 82 S SL 84 1-3 K			4	0	0	0	0	2	5
19 José Bautista, R (1, 5) OBP: 0.433, SLG: 0.405		C SL 79 B FF 92 X CH 82 1-1 2B		B SI 91 X SI 91 1-0 G6-3 2-H		B SL 81 C CH 83 C FF 92 F FF 92 B FF 95 F SI 94 B SL 80 B CH 84 4-2 35 1B BB	C SI 92 B SL 87 X SI 92 1-1 F9			3	0	1	1	1	0	3
35 Lyle Overbay, L (1, 3) OBP: 0.374, SLG: 0.505		B FF 91 B CH 81 F CH 81 B FF 91 C CH 82 2 SAFE B FF 92 4-2 13 G4-6-3 BB		S CH 81 B CH 82 F FF 92 B SL 78 S CH 83 2-3 K		B SI 91 X FF 92 1-0 15 FC5-4 1-2 3-H 1B		X SI 90 0-0 G4-3		3	0	1	1	1	1	0
13 Raul Chavez, R (1, 2) OBP: 0.242, SLG: 0.242		B CH 80 F SI 90 F FF 91 X SL 79 1-2 G4-6-3 1-2f			B FF 87 F FF 88 B FF 87 X FF 89 2-1 2 FC4 19 1B 1B	B SI 92 B FF 90 S FF 90 F SI 91 X SI 93 2-2 L9		C FF 90 F FF 92 X SL 81 0-2 G5-3		4	0	1	0	0	0	4
48 Scott Richmond, R (1, 1) 15 Kevin Millar, R (6, PH) OBP: 0.321, SLG: 0.468 39 Jesse Carlson, L (6, 1) 57 Shawn Camp, R (7, 1) 54 Jason Frasor, R (7, 1) 1 Joe Inglett, L (8, PH) 22 Brandon League, R (8, 1)			C FF 89 B FF 89 S FF 90 X FF 91 1-2 G4-3		L FF 88 C FF 90 L FF 93 0-3 K	C SI 89 X SI 89 0-1 FC5-4 1-2f		B FF 90 B SL 81 F FF 91 B SL 81 C FF 92 C FF 93 3-3 K		2 1 0 0 0 1 0	0 0 0 0 0 0 0	0 0 0 0 0 0 0	0 0 0 0 0 0 0	1 0 0 0 0 1 0	1 2 0 0 0 0 0
Inning Stats	R: 0 E: 0 K: 0 S: 5 H: 1 LOB: 1 BB: 0 P: 9	R: 0 E: 0 K: 0 S: 11 H: 1 LOB: 1 BB: 1 P: 17	R: 0 E: 0 K: 0 S: 8 H: 1 LOB: 1 BB: 0 P: 11	R: 1 E: 0 K: 2 S: 11 H: 1 LOB: 0 BB: 0 P: 18	R: 0 E: 0 K: 1 S: 16 H: 2 LOB: 2 BB: 0 P: 23	R: 1 E: 0 K: 0 S: 15 H: 2 LOB: 2 BB: 1 P: 24	R: 0 E: 0 K: 2 S: 19 H: 1 LOB: 3 BB: 1 P: 28	R: 0 E: 0 K: 1 S: 7 H: 0 LOB: 0 BB: 0 P: 10	R: 0 E: 1 K: 1 S: 10 H: 1 LOB: 1 BB: 0 P: 20	1B: 8 2B: 2 3B: 0 HR: 0 SF: 0 SAC: 0 DP: 2 HBP: 1						

	AB	36
	R	2
	H	10
	RBI	2
	BB	3
	SO	7
	LOB	25

WP: 0 PB: 0 SB: 2 CS: 0 PA: 40

PITCHER		IP	WLS	BF	H	R	ER	SO	BB	IBB	HBP	BLK	WP	HR	S	P	ERA	WHIP
49 Jair Jurrjens, R ERA: 2.07	(1, 1)	6.0		27	8	2	2	3	2	0	0	0	0	0	66	102	3.00	1.667
58 Peter Moylan, R ERA: 5.17	(7, 1)	0.1		4	1	0	0	1	1	0	1	0	0	0	13	20	0.00	6.000
34 Eric O'Flaherty, L ERA: 2.25	(7, 1)	0.1		1	0	0	0	1	0	0	0	0	0	0	4	5	0.00	0.000
30 Jeff Bennett, R ERA: 2.29	(7, 1)	0.1	W	1	0	0	0	0	0	0	0	0	0	0	2	3	0.00	0.000
Rafael Soriano, R ERA: 1.37	(8, 1)	1.0		3	0	0	0	1	0	0	0	0	0	0	7	10	0.00	0.000

PITCHER		IP	WLS	BF	H	R	ER	SO	BB	IBB	HBP	BLK	WP	HR	S	P	ERA	WHIP
46 Manny Acosta, R ERA:	(9, 1)	1.0		4	1	0	0	1	0	0	0	0	0	0	10	20	0.00	1.000

Toronto Blue Jays @ Atlanta Braves

Turner Field, Atlanta, GA

Sun May 24 2009, 1:30 PM EDT

Att. 23,971 - Cloudy - 72 F

livebaseballscorecards.com

Batter	1	2	3	4	5	6	7	8	9	AB	R	H	RBI	BB	SO	LOB
2 Kelly Johnson, L (1, 4) OBP: 0.324, SLG: 0.427	B FF 90 F FF 91 X CU 75 1-1 HR		B FF 91 X SL 83 1-0 ② L3		B CU 74 B SL 83 C CH 85 C SL 82 B FF 90 X SL 85 3-2 22 CS 1B		C CH 86 C CH 86 X FF 93 0-2 18 SF8 16 HR 1-3 2-H 3-H 2B	S FS 85 S FS 85 X SI 96 0-2 ③ G6-3		5	2	3	3	0	0	1
22 Casey Kotchman, L (1, 3) OBP: 0.344, SLG: 0.432	B FF 92 X FF 90 1-0 ① G3-1		C CU 78 B FF 90 X FF 90 1-1 ③ G3		1 SAFE B FF 89 1 SAFE F SL 82 B FF 89 S SL 83 2-2 ③ CS 1-2	B SI 89 F SI 88 X 1-1 ① G3-1	I IN 67 I IN 70 I IN 68 I IN 66 4-0 16 HR IBB			3	1	0	0	1	0	0
18 Garret Anderson, L (1, 7) OBP: 0.284, SLG: 0.314	C SI 91 B SL 82 S SL 82 B CU 77 B FF 91 C CU 76 3-3 ② K			B FF 90 B FF 90 B FF 91 C FF 90 X FF 91 3-1 ① G1-3		C C B X 1-2 16 G3-6-1 1B	C CH 84 X FF 94 0-1 ② SF8 2-3 3-H			3	0	1	1	0	1	0
16 Brian McCann, L (1, 2) OBP: 0.394, SLG: 0.528	B CU 76 X CU 76 1-0 HR			C FF 90 B CU 76 B SL 81 B SL 81 F FF 90 X SL 83 3-2 14 2B 1B		F SL 82 C SL 82 F SL 83 X SL 81 0-2 ②③ G3-6-1 1-2f	B SL 85 C FF 94 F CH 86 F FF 94 B CH 86 B CH 84 X SL 83 3-2 1-H 3-H HR			4	2	3	4	0	0	1
14 Martín Prado, R (1, 5) OBP: 0.333, SLG: 0.500	B FF 90 B FF 92 B FF 90 C FF 90 X FF 90 3-1 ③ G5-3			C FF 89 D SL 83 X FF 90 1-1 1-3 2B			G5-3			4	0	1	0	0	0	0
7 Jeff Francoeur, R (1, 9) OBP: 0.288, SLG: 0.373		S SL 82 B FF 90 F FF 88 B SL 83 F SL 84 S FF 91 2-3 ① K		X SL 84 0-0 ② G5-3			B SL 78 C SI 87 X SL 78 1-1 24 BB 27 1B 10 1B 1B	F SI 94 S FS 83 S FS 86 0-3 ① K		4	1	1	0	0	2	2
27 Diory Hernandez, R (1, 6) OBP: 0.333, SLG: 0.250		C FF 91 B FF 90 B CU 75 B SL 84 F FF 91 X FF 91 3-2 ② F9		B SL 84 X SL 84 1-0 ③ G4-3			1 SAFE C SI 87 1 SAFE X SL 78 0-1 10 1B 24 BB 2 2B 1-2 1B	B SI 95 X SI 96 1-0 24 2B 20 G4-3 1B		4	2	2	0	0	0	2
24 Jordan Schafer, L (1, 8) OBP: 0.331, SLG: 0.310		S FF 87 S SL 85 B FF 91 S SL 84 1-3 ③ K			X SI 90 0-0 ① B1-3		C SI 86 B SI 86 B CH 81 B SI 87 B SI 86 4-1 10 1B 2 2B 1-2 2-3 BB	B SI 94 D SI 94 X SI 96 2-0 20 G4-3 1-3 2B		3	1	1	0	1	1	0
49 Jair Jurrjens, R (1, 1) OBP: 0.150, SLG: 0.105 58 Peter Moylan, R (7, 1) 34 Eric O'Flaherty, L (7, 1) 30 Jeff Bennett, R (7, 1) 10 Chipper Jones, S (7, PH) OBP: 0.448, SLG: 0.496 Rafael Soriano, R (8, 1) 20 Greg Norton, S (8, PH) OBP: 0.303, SLG: 0.154 46 Manny Acosta, R (9, 1)			C FF 90 B CU 76 B FF 90 C FF 91 C CU 77 2-3 ① K		B FF 88 B SI 90 C FF 91 S FF 90 C FF 90 2-3 ② K		B FF 92 X FF 93 1-0 2 2B 18 SF8 1-2 2-3 3-H 1B	C FS 83 X SI 96 0-1 ② G4-3 2-3 3-H		2 0 0 0 1 0 0	0 0 0 0 1 0 0	0 0 0 0 1 0 0	0 0 0 0 0 0 1	2 0 0 0 0 0 0	0 0 0 0 0 0 0	0 0 0 0 0 0 1
Inning Stats	R: 2 E: 0 K: 1 S: 9 H: 2 LOB: 0 BB: 0 P: 18	R: 0 E: 0 K: 2 S: 10 H: 0 LOB: 0 BB: 0 P: 16	R: 0 E: 0 K: 1 S: 6 H: 0 LOB: 0 BB: 0 P: 10	R: 0 E: 0 K: 0 S: 9 H: 2 LOB: 2 BB: 0 P: 17	R: 0 E: 0 K: 1 S: 9 H: 1 LOB: 0 BB: 0 P: 16	R: 0 E: 0 K: 0 S: 9 H: 1 LOB: 0 BB: 0 P: 11	R: 7 E: 0 K: 0 S: 20 H: 5 LOB: 0 BB: 2 P: 36	R: 1 E: 0 K: 1 S: 10 H: 2 LOB: 1 BB: 0 P: 13		1B: 7 2B: 3 3B: 0 HR: 3 SF: 1 SAC: 0 DP: 1 HBP: 0			WP: 0 PB: 0 SB: 0 CS: 1 PA: 38	

	AB	34
	R	10
	H	13
	RBI	10
	BB	2
	SO	6
	LOB	7

PITCHER		IP	WLS	BF	H	R	ER	SO	BB	IBB	HBP	BLK	WP	HR	S	P	ERA	WHIP
48 Scott Richmond, R ERA: 3.63	(1, 1)	5.0		19	5	2	2	5	0	0	0	0	0	2	43	77	3.60	1.000
39 Jesse Carlson, L ERA: 3.38	(6, 1)	1.0		3	1	0	0	0	0	0	0	0	0	0	9	11	0.00	1.000
57 Shawn Camp, R ERA: 5.4	(7, 1)	0.1	L	4	2	3	3	0	1	0	0	0	0	0	7	14	81.00	9.000
54 Jason Frasor, R ERA: 2.7	(7, 1)	0.2		6	3	4	4	0	0	1	0	0	0	1	13	22	54.00	4.500
22 Brandon League, R ERA: 4.35	(8, 1)	1.0		5	2	1	1	1	0	0	0	0	0	0	10	13	9.00	2.000

PITCHER	IP	WLS	BF	H	R	ER	SO	BB	IBB	HBP	BLK	WP	HR	S	P	ERA	WHIP

Atlanta Braves @ San Francisco Giants

AT&T Park, San Francisco, CA

Mon May 25 2009, 1:05 PM PDT

Att. 40,034 - Sunny - 61 F

TOP

livebaseballscorecards.com

Batter	1	2	3	4	5	6	7	8	9	AB	R	H	RBI	BB	SO	LOB
2 Kelly Johnson, L (1, 4) OBP: 0.320, SLG: 0.434	C SI 94 T SI 94 B SL 84 B SL 82 S SI 94 2-3 **K** ①		F SI 91 X SL 82 0-1 F8 ②			B SI 90 C SI 90 B SI 90 F FF 90 F FF 91 B FF 90 F FF 90 X SI 90 3-2 16 1B 3B	B CU 77 B FF 94 B FF 94 C FF 93 C FF 93 X FF 94 3-2 G4-3 ②		F SI 95 C FF 97 B SL 88 B FF 98 X SL 87 2-2 G4-3 ③	5	1	1	0	0	1	1
14 Martín Prado, R (1, 5) OBP: 0.329, SLG: 0.476	C SI 93 B CH 86 F SI 93 S FF 93 1-3 **K** ②		B FF 92 B CH 82 C FF 92 B FF 91 F FF 90 X CH 80 3-2 L6 ③			B FF 89 B FF 90 B FF 89 C SI 88 B FF 89 4-1 16 1B 23 BB 22 BB BB	C SI 94 X CH 88 0-1 G4-3 ③			3	1	0	0	1	1	1
23 Matt Diaz, R (1, 7) OBP: 0.382, SLG: 0.481	F C CH 86 B SL 84 S SL 83 1-3 **K** ③			C SI 91 F SI 92 S FF 92 0-3 **K** ①		C CH 79 B CH 83 B FF 89 B CH 79 B FF 88 4-1 22 BB 16 1B 27 FC5-2 1-2 BB		C SI 91 B CU 78 F SI 93 X CU 77 1-2 22 FC3-6 16 1B 1B		3	0	1	0	1	2	0
16 Brian McCann, L (1, 2) OBP: 0.417, SLG: 0.543 8 David Ross, R (8, 2) OBP: 0.382, SLG: 0.491		X SI 93 0-0 27 FC6-4 1B		B SL 80 B SI 91 C SI 91 B FF 92 B SI 90 4-1 7 FC4-6 BB		B SI 91 C SI 90 F SI 90 X SL 83 1-2 27 FC5-2 22 BB 1-2 2-3 3-H 1B		F SI 92 B CU 78 F SI 93 X SI 94 1-2 22 FC3-6 1-2 1B		3 0	0 0	3 0	1 0	1 0	0 0	0 0
7 Jeff Francoeur, R (1, 9) OBP: 0.282, SLG: 0.365		F FF 92 X FF 93 0-1 L7 ①		C FF 90 F SI 89 F SI 92 B FF 91 F CH 84 X SL 81 1-2 FC4-6 ② 1-2f		S CU 79 B SL 81 S FF 89 T FF 89 1-2 **K** ①		C FC 90 B SL 83 S SL 82 B FC 91 S SL 84 2-3 **K** ①		4	0	0	0	0	2	7
22 Casey Kotchman, L (1, 3) OBP: 0.341, SLG: 0.424		S FF 93 B FF 93 X FF 92 1-1 F7 ②		1 SAFE 1 SAFE F FF 92 X SI 92 0-1 G3 ③		F FF 89 D SI 81 B FF 88 F CU 78 B FF 90 B FF 88 4-2 27 FC5-2 1-2 2-3 3-H BB		B CU 72 B FC 90 C FC 91 S CU 71 X FC 90 2-2 FC3-6 ② 1-2f 2-3		3	0	0	1	1	0	4
27 Diory Hernandez, R (1, 6) OBP: 0.231, SLG: 0.167		C FF 92 X SI 91 0-1 FC6-4 ③ 1-2f			C SI 90 X CH 84 0-1 F7 ①	B CU 78 C SI 88 X FF 87 1-1 FC5-2 ② 1-2 2-3 3-Hf		B CU 71 F FC 90 B CU 72 S SL 84 B CU 72 X FC 89 3-2 G5-3 ③		4	0	0	0	0	0	6
24 Jordan Schafer, L (1, 8) OBP: 0.324, SLG: 0.301			F SI 92 S FF 92 B FF 92 B SL 80 S SI 92 2-3 **K** ①		C SI 91 S SL 82 S SL 83 0-3 **K** ②	S CU 79 S FF 89 B FF 89 S CU 79 1-3 **K** ③			B FF 96 F FF 95 B FF 95 C FF 95 B FF 97 F FF 96 C FF 96 3-3 **K** ①	4	0	0	0	0	4	3
33 Javier Vazquez, R (1, 1) OBP: 0.150, SLG: 0.211 30 Jeff Bennett, R (6, 1) 20 Greg Norton, S (7, PH) OBP: 0.294, SLG: 0.148 38 Buddy Carlyle, L (7, 1) 10 Chipper Jones, S (9, PH) OBP: 0.444, SLG: 0.491			B FF 91 B FF 91 B FF 91 C FF 91 C FF 91 X FF 91 3-2 2B		B FF 91 C SI 90 C CH 82 F FF 91 B FF 91 F CH 82 X FF 90 2-2 F9 ③		S SI 92 B SI 94 F SI 93 B CU 78 X SI 94 2-2 G1-3 ①		B FF 97 C FF 96 C SL 85 F FF 97 B SL 88 X FF 97 2-2 F7 ②	2 0 1 0 1	0 0 0 0 0	1 0 0 0 0	0 0 0 0 0	0 0 0 0 0	0 0 0 0 0	0 0 0 0 0
Inning Stats	R: 0 E: 0 K: 3 S: 9 H: 0 LOB: 0 BB: 0 P: 13	R: 0 E: 0 K: 0 S: 7 H: 1 LOB: 1 BB: 0 P: 8	R: 0 E: 0 K: 1 S: 11 H: 1 LOB: 1 BB: 0 P: 19	R: 0 E: 0 K: 1 S: 11 H: 0 LOB: 1 BB: 1 P: 16	R: 0 E: 0 K: 1 S: 10 H: 0 LOB: 0 BB: 0 P: 12	R: 2 E: 0 K: 2 S: 20 H: 2 LOB: 3 BB: 3 P: 39	R: 0 E: 0 K: 0 S: 8 H: 0 LOB: 0 BB: 0 P: 13	R: 0 E: 0 K: 1 S: 15 H: 2 LOB: 2 BB: 0 P: 24	R: 0 E: 0 K: 1 S: 11 H: 0 LOB: 0 BB: 0 P: 18	1B: 4 2B: 1 3B: 1 HR: 0	SF: 0 SAC: 0 DP: 0 HBP: 0		WP: 0 PB: 0 SB: 0 CS: 0	PA: 37			

	AB	33
	R	2
	H	6
	RBI	2
	BB	4
	SO	10
	LOB	22

PITCHER		IP	WLS	BF	H	R	ER	SO	BB	IBB	HBP	BLK	WP	HR	S	P	ERA	WHIP
57 Jonathan Sánchez, L ERA: 4.6	(1, 1)	5.0	W	22	4	2	2	6	3	0	0	0	0	0	58	90	3.60	1.400
45 Justin Miller, R ERA: 2.14	(6, 1)	1.0	H	4	0	0	0	2	1	0	0	0	0	0	10	17	0.00	1.000
41 Jeremy Affeldt, L ERA: 2.11	(7, 1)	1.0	H	5	2	0	0	0	0	0	0	0	0	0	14	21	0.00	2.000
49 Brandon Medders, R ERA: 3.1	(8, 1)	1.0		3	0	0	0	1	0	0	0	0	0	0	9	16	0.00	0.000
38 Brian Wilson, R ERA: 4.64	(9, 1)	1.0		3	0	0	0	1	0	0	0	0	0	0	11	18	0.00	0.000

PITCHER		IP	WLS	BF	H	R	ER	SO	BB	IBB	HBP	BLK	WP	HR	S	P	ERA	WHIP

BOTTOM

Atlanta Braves @ San Francisco Giants

AT&T Park, San Francisco, CA

Mon May 25 2009, 1:05 PM PDT

Att. 40,034 - Sunny - 61 F

livebaseballscorecards.com

Batter	1	2	3	4	5	6	7	8	9	AB	R	H	RBI	BB	SO	LOB
33 Aaron Rowand, R (1, 8) OBP: 0.340, SLG: 0.445	C FF 91 X FF 91 0-1 F7 ①		C SI 93 S SL 85 S FF 93 0-3 K ③		X SI 91 0-0 F4 ②	1 SAFE X SI 91 0-0 FC6-4 ③ 1-2f		B FF 87 C FF 86 F CH 81 F SL 84 X CH 83 1-2 16 1B 2B		5	0	1	0	0	1	3
16 Edgar Renteria, R (1, 6) OBP: 0.327, SLG: 0.341	F FF 90 X SL 86 0-1 G6-3 ②			C SL 83 B SL 85 C CU 70 B CU 66 B SL 84 X FF 91 3-2 F8 ①	C SL 83 X SI 90 0-1 1-H 2-H 2B		C FF 87 B FF 88 B FF 87 F FF 87 F FF 88 B FF 88 X FF 86 3-2 F7 ①	C FF 87 X SL 83 0-1 2 G4-6-3 2-3 1B		5	0	2	2	0	0	0
2 Randy Winn, S (1, 9) OBP: 0.341, SLG: 0.422	C FF 91 B FF 91 X FF 92 1-1 G4-3 ③			B CH 80 B SI 91 B SL 85 C FF 90 X FF 90 3-1 1 WP 1 S 1B	B FF 92 B CU 73 S CH 82 B CU 76 F CH 80 D CU 72 4-2 BB		C FF 88 S SI 83 B FF 90 B SL 84 F FF 87 X FF 88 2-2 10 HR 2B	C CU 68 B SI 87 X CH 81 1-1 G4-6-3 ②③ 1-2f		4	1	2	0	1	0	2
1 Bengie Molina, R (1, 2) OBP: 0.269, SLG: 0.461		C CU 72 B CH 80 B FF 91 X SL 83 2-1 G6-3 ①		S SI 91 F SL 84 B CU 68 B SL 82 B CU 70 X FF 92 3-2 P3 ② 1-3	C CU 75 B SL 83 B SL 80 F CU 76 B CU 70 X CU 76 3-2 L7 ③		S SL 82 D SL 84 F FF 88 B CH 82 F FF 88 X SL 83 2-2 P3 ②			4	0	0	0	0	0	4
14 Fred Lewis, L (1, 7) OBP: 0.380, SLG: 0.421		B SI 90 S CH 81 S FF 92 B FF 92 B FF 92 F FF 92 S CH 78 3-3 K ②		C CU 75 S FF 92 T FF 92 0-2 K ③		B FF 90 B SI 89 C SI 90 X SI 90 2-1 10 1B 5 SF8 1B	I I IN 63 I IN 67 I IN 69 4-0 10 HR IBB			3	2	1	0	1	2	1
10 Travis Ishikawa, L (1, 3) OBP: 0.327, SLG: 0.330		S FF 92 B FF 91 X FF 92 1-1 1B			F FF 92 X CH 80 0-1 7 WP 5 S 7 1B 1B	C CU 74 1 SAFE B FF 90 S FF 90 B SL 80 X CU 66 2-2 5 SF8 12 1B 1-3 1B	S FF 88 B FF 88 B FF 87 X SL 82 2-1 1-H 2-H HR			4	3	4	3	0	0	0
5 Juan Uribe, R (1, 5) OBP: 0.303, SLG: 0.349		X FF 91 0-0 F9 ③			1 SAFE C FF 90 B FF 87 1 SAFE D SL 79 1 SAFE C SL 82 D CU 68 F FF 90 3-3 S SL 81 K ① 1-2	F FF 90 D SL 83 X FF 90 1-1 SF8 ① 1-2 3-H	F FF 88 B FF 88 B SL 83 X FF 87 2-1 1B			3	0	1	1	0	1	2
7 Emmanuel Burriss, S (1, 4) OBP: 0.325, SLG: 0.277			B SI 91 C SI 90 B CH 80 F SI 91 F FF 92 F FF 91 X CU 68 2-2 G4-3 ①	C FF 92 B CH 77 P PO 81 B SL 84 C SL 83 X FF 92 3-2 57 SH 16 2B 2-H 1B	B CH 83 B CH 79 X SL 83 2-0 F8 ②	C SI 88 X CH 80 0-1 F7 ③			4	1	1	1	0	0	2
57 Jonathan Sánchez, L (1, 1) 45 Justin Miller, R (6, 1) 12 Nate Schierholtz, L (6, PH) OBP: 0.263, SLG: 0.333 41 Jeremy Affeldt, L (7, 1) OBP: 1.000, SLG: 1.000 49 Brandon Medders, R (8, 1) 29 Jesus Guzman, R (8, PH) OBP: 0.100, SLG: 0.100 38 Brian Wilson, R (9, 1)			B SI 92 C SI 91 S FF 92 S FF 92 1-3 K ②		M FF 85 L CH 78 X CH 80 0-2 SH 16 2B 1-2	B SI 91 B CH 75 X CH 79 2-0 33 FC6-4 1 2-H 1B		B FF 86 X FF 86 1-0 G6-3 ①		1 0 1 0 0 1 0	1 0 0 0 0 0 0	0 0 1 0 0 0 0	0 0 1 0 0 0 0	0 0 0 0 0 0 0	1 0 0 0 0 0 0	0 0 0 0 0 0 0
Inning Stats	R: 0 E: 0 K: 0 S: 6 H: 0 LOB: 0 BB: 0 P: 7	R: 0 E: 0 K: 1 S: 9 H: 1 LOB: 1 BB: 0 P: 15	R: 0 E: 0 K: 2 S: 11 H: 0 LOB: 0 BB: 0 P: 14	R: 0 E: 0 K: 1 S: 11 H: 1 LOB: 1 BB: 0 P: 20	R: 3 E: 0 K: 1 S: 21 H: 3 LOB: 2 BB: 1 P: 33	R: 2 E: 0 K: 0 S: 10 H: 3 LOB: 1 BB: 0 P: 19	R: 3 E: 0 K: 0 S: 18 H: 3 LOB: 1 BB: 1 P: 33	R: 0 E: 0 K: 0 S: 9 H: 2 LOB: 1 BB: 0 P: 12		1B: 9 2B: 3 3B: 0 HR: 1 SF: 1 SAC: 1 DP: 1 HBP: 0			WP: 2 PB: 0 SB: 2 CS: 0 PA: 39	

	AB	35
	R	8
	H	13
	RBI	8
	BB	2
	SO	5
	LOB	14

PITCHER		IP	WLS	BF	H	R	ER	SO	BB	IBB	HBP	BLK	WP	HR	S	P	ERA	WHIP
33 Javier Vazquez, R ERA: 3.8	(1, 1)	5.2	L	27	8	5	5	5	1	0	0	0	2	0	67	107	7.94	1.588
30 Jeff Bennett, R ERA: 2.25	(6, 1)	0.1		1	0	0	0	0	0	0	0	0	0	0	1	1	0.00	0.000
38 Buddy Carlyle, R ERA: 8.84	(7, 1)	2.0		11	5	3	3	0	0	1	0	0	0	1	27	45	13.50	2.500

PITCHER	IP	WLS	BF	H	R	ER	SO	BB	IBB	HBP	BLK	WP	HR	S	P	ERA	WHIP

Atlanta Braves @ San Francisco Giants

AT&T Park, San Francisco, CA

Tue May 26 2009, 7:15 PM PDT

Att. 29,485 - Clear - 67 F

livebaseballscorecards.com

Batter	1	2	3	4	5	6	7	8	9	AB	R	H	RBI	BB	SO	LOB
2 Kelly Johnson, L (1, 4) OBP: 0.312, SLG: 0.421	X SI 93 0-0 ① F8		B SI 93 C SI 93 B CU 78 F SI 93 S CH 85 2-3 ① K		B CU 78 B SI 92 X FF 93 2-0 ③ F7			X SI 93 0-0 ① F8		4	0	0	0	0	1	0
22 Casey Kotchman, L (1, 3) OBP: 0.339, SLG: 0.416	C SI 93 B SI 92 B CU 75 F FF 93 X CH 85 2-2 ② G3		F CU 77 X CU 78 0-1 ② G4-3			S SI 92 F FF 93 X SI 94 0-2 ① F7		B SI 92 B SI 91 F SI 91 B SI 92 B SI 93 4-1 BB		3	0	0	0	1	0	0
10 Chipper Jones, S (1, 5) OBP: 0.439, SLG: 0.492	B FF 94 B CH 85 B FF 94 F SI 91 X SI 94 3-1 2B		B CU 77 C SI 93 S CH 84 F SI 95 S CH 84 1-3 ③ K			C CU 75 B CH 81 F CH 82 B CH 85 S CH 85 2-3 ② K		B CU 76 F CH 82 X CH 83 1-1 ② F8		4	0	1	0	0	2	1
16 Brian McCann, L (1, 2) OBP: 0.402, SLG: 0.521	D CU 78 C FF 93 D CH 83 C CH 84 S CH 83 2-3 ③ K2-3			F CU 76 B SI 95 B CH 82 C SI 94 F SI 95 B CH 84 X CH 87 3-2 ① G3-1		F CU 77 T SI 94 B SL 84 B SI 95 B FF 92 X CH 84 3-2 ③ F8		F CH 82 F FF 93 D SL 83 S CH 84 1-3 ③ K		4	0	0	0	0	2	2
18 Garret Anderson, L (1, 7) OBP: 0.293, SLG: 0.315		B SI 92 B SI 92 F SI 91 C CU 78 X SI 95 2-2 27 FC4-6 1B		B SI 93 C SI 94 B CU 78 B CH 84 B SI 93 4-1 BB			C CU 75 B SI 93 X CH 83 1-1 ① G3-1		X SI 93 0-0 ① F8	3	0	1	0	1	0	0
7 Jeff Francoeur, R (1, 9) OBP: 0.281, SLG: 0.362		X SI 93 0-0 ① L7		B FF 93 X CU 79 1-0 ② F7			B FF 92 C FF 93 F FF 92 B CH 85 F CH 85 B FF 93 X SI 94 3-2 27 1B 1B		B SI 92 B SI 93 X FF 94 2-0 ② P4	4	0	1	0	0	0	2
27 Diory Hernandez, R (1, 6) OBP: 0.235, SLG: 0.188		C SI 94 C CU 80 B SL 83 X SI 94 1-2 ② FC4-6 24 1B 1-2f		C SI 94 B SI 94 X FF 93 1-1 ③ G4-3			T FF 94 X CU 76 0-1 1-2 1B		X SI 93 0-0 ③ F8	4	0	1	0	0	0	2
24 Jordan Schafer, L (1, 8) OBP: 0.324, SLG: 0.302		B SI 93 1 SAFE B SI 93 B SI 92 C SI 92 1 SAFE X SI 92 3-1 1-2 1B			L SI 91 B CU 73 F SI 94 B CH 86 C SI 95 2-3 ① K		D CU 78 F FF 93 X FF 93 1-1 ② F7			3	0	1	0	0	1	2
54 Kris Medlen, S (1, 1) 34 Eric O'Flaherty, L (6, 1) 20 Greg Norton, S (7, PH) OBP: 0.286, SLG: 0.143 30 Jeff Bennett, R (7, 1) 46 Manny Acosta, R (8, 1)		C SI 93 F SI 93 S CH 84 0-3 ③ K			F SI 93 B SI 94 S SI 93 X SI 94 1-2 ② G6-3		C FF 94 D CU 79 F SI 93 D CH 86 S CH 84 2-3 ③ K			2 0 1 0 0	0 0 0 0 0	0 0 0 0 0	0 0 0 0 0	0 0 1 0 0	1 0 2 0 0	2 0 2 0 0
Inning Stats	R: 0 E: 0 K: 1 S: 9 H: 1 LOB: 1 BB: 0 P: 16	R: 0 E: 0 K: 1 S: 12 H: 2 LOB: 2 BB: 0 P: 18	R: 0 E: 0 K: 2 S: 9 H: 0 LOB: 0 BB: 0 P: 12	R: 0 E: 0 K: 0 S: 8 H: 0 LOB: 1 BB: 1 P: 17	R: 0 E: 0 K: 1 S: 7 H: 0 LOB: 0 BB: 0 P: 12	R: 0 E: 0 K: 1 S: 9 H: 0 LOB: 0 BB: 0 P: 14	R: 0 E: 0 K: 1 S: 13 H: 2 LOB: 2 BB: 0 P: 20	R: 0 E: 0 K: 1 S: 7 H: 0 LOB: 1 BB: 1 P: 13	R: 0 E: 0 K: 0 S: 3 H: 0 LOB: 0 BB: 0 P: 5	1B: 4 2B: 1 3B: 0 HR: 0	SF: 0 SAC: 0 DP: 0 HBP: 0					

TOP	
AB	32
R	0
H	5
RBI	0
BB	2
SO	8
LOB	13

WP: 0 PA: 34
PB: 0
SB: 0
CS: 0

PITCHER		IP	WLS	BF	H	R	ER	SO	BB	IBB	HBP	BLK	WP	HR	S	P	ERA	WHIP
55 Tim Lincecum, R ERA: 3.03	(1, 1)	8.0	W	31	5	0	0	8	2	0	0	0	0	0	74	122	0.00	0.875
46 Bob Howry, R ERA: 4.0	(9, 1)	1.0		3	0	0	0	0	0	0	0	0	0	0	3	5	0.00	0.000

PITCHER		IP	WLS	BF	H	R	ER	SO	BB	IBB	HBP	BLK	WP	HR	S	P	ERA	WHIP

Batter	1	2	3	4	5	6	7	8	9	AB	R	H	RBI	BB	SO	LOB
33 Aaron Rowand, R (1, 8) OBP: 0.337, SLG: 0.447	B FF 90 S FF 89 X FF 90 1-1 ① F8	B CU 78 X FF 89 1-0 16 1B 1-3 2-H 3-H 2B			B FF 89 B CU 78 B SI 88 C FF 88 X SI 88 3-1 ① F7		C SL 86 F SI 91 F SI 94 S SL 87 0-3 ③ K			4	1	1	2	0	1	1
16 Edgar Renteria, R (1, 6) OBP: 0.325, SLG: 0.338	B FF 90 B FF 89 C FF 89 F CH 80 X CU 79 2-2 ② G4-3	F FF 90 F CH 79 B FF 89 X CU 79 1-2 2-H 3-H 1B			X SI 90 0-0 ② G6-3			C FF 93 B CH 82 B SI 93 B SL 78 X FF 93 3-1 ① F9		4	0	1	2	0	0	0
2 Randy Winn, S (1, 9) OBP: 0.339, SLG: 0.414	B FF 90 B FF 90 B FF 90 C FF 90 F FF 90 B CH 81 4-2 BB	X FF 90 0-0 ③ F7			C SI 88 S CU 78 B CH 81 X CH 80 1-2 ③ G3-1			B SI 94 F CH 82 X FF 92 1-1 ② G6-3		3	0	0	0	1	0	1
1 Bengie Molina, R (1, 2) OBP: 0.263, SLG: 0.450	1 SAFE X SI 89 0-0 ③ L6		S FF 89 B FF 89 B CU 79 F CH 79 B CU 80 F CU 78 X SI 89 3-2 ① P3			X CU 78 0-0 ① G5-3		B SI 95 S SL 79 B FF 96 X SI 95 2-1 ③ G5-3		4	0	0	0	0	0	1
14 Fred Lewis, L (1, 7) OBP: 0.373, SLG: 0.413 59 Andres Torres, S (9, 7) OBP: 0.417, SLG: 0.556		B FF 88 C FF 87 B CU 74 F CU 76 F FF 90 S CH 81 2-3 ① K	B CU 77 B SI 90 B CH 80 F SI 88 C FF 90 X CU 78 3-2 ② G4-3			B SL 81 F FF 89 X SL 83 1-1 ② F7				3 0	0 0	0 0	0 0	0 0	1 0	0 0
10 Travis Ishikawa, L (1, 3) OBP: 0.328, SLG: 0.330		B SI 89 B FF 88 C CU 76 C CH 81 X FF 90 2-2 7 2B 33 2B 1B	F SI 89 F FF 90 B CU 79 B CH 82 B CH 81 C CU 77 3-3 ③ K			S FF 89 B SL 84 X FF 89 1-1 ③ F8				3	1	1	0	0	1	0
5 Juan Uribe, R (1, 5) OBP: 0.304, SLG: 0.348		F FF 90 1 SAFE C SI 89 B FF 90 1 SAFE D CU 79 F CU 78 X FF 90 2-2 ② F9		X FF 89 0-0 ① G4-3			C SI 91 B SI 92 C SI 91 X SL 86 1-2 55 SH3-4 1B			3	0	1	0	0	0	1
7 Emmanuel Burriss, S (1, 4) OBP: 0.325, SLG: 0.285		B SI 89 X FF 89 1-0 33 2B 1-3 2B		B SI 88 C SI 88 B SI 89 B CH 81 X FF 88 3-1 ② G4-3			X SI 92 0-0 ① F8			3	1	1	0	0	0	1
55 Tim Lincecum, L (1, 1) OBP: 0.217, SLG: 0.150 46 Bob Howry, L (9, 1)	B FF 90 B FF 88 C FF 89 D CH 81 B SI 89 4-1 33 2B 16 1B BB			C FF 90 S FF 90 T CU 78 0-2 ③ K			X SI 90 0-0 ② SH3-4 1-2			1 0	1 0	0 0	0 0	1 0	1 0	0 0
Inning Stats	R: 0 E: 0 K: 0 S: 8 H: 0 LOB: 1 BB: 1 P: 15	R: 4 E: 0 K: 1 S: 18 H: 4 LOB: 1 BB: 1 P: 31	R: 0 E: 0 K: 1 S: 10 H: 0 LOB: 0 BB: 0 P: 19	R: 0 E: 0 K: 1 S: 6 H: 0 LOB: 0 BB: 0 P: 9	R: 0 E: 0 K: 0 S: 6 H: 0 LOB: 0 BB: 0 P: 10	R: 0 E: 0 K: 0 S: 5 H: 0 LOB: 0 BB: 0 P: 7	R: 0 E: 0 K: 1 S: 9 H: 1 LOB: 1 BB: 0 P: 10	R: 0 E: 0 K: 0 S: 6 H: 0 LOB: 0 BB: 0 P: 12		1B: 3 2B: 2 3B: 0 HR: 0 SF: 0 SAC: 1 DP: 0 HBP: 0					

PITCHER		IP	WLS	BF	H	R	ER	SO	BB	IBB	HBP	BLK	WP	HR	S	P	ERA	WHIP
54 Kris Medlen, R ERA: 9.72	(1, 1)	5.1	L	22	4	4	4	3	2	0	0	0	0	0	49	85	6.75	1.125
34 Eric O'Flaherty, L ERA: 2.16	(6, 1)	0.2		2	0	0	0	0	0	0	0	0	0	0	4	6	0.00	0.000
30 Jeff Bennett, R ERA: 2.14	(7, 1)	1.0		4	1	0	0	1	0	0	0	0	0	0	9	10	0.00	1.000
46 Manny Acosta, R ERA:	(8, 1)	1.0		3	0	0	0	0	0	0	0	0	0	0	6	12	0.00	0.000

PITCHER	IP	WLS	BF	H	R	ER	SO	BB	IBB	HBP	BLK	WP	HR	S	P	ERA	WHIP

BOTTOM

Atlanta Braves @ San Francisco Giants

AT&T Park, San Francisco, CA

Tue May 26 2009, 7:15 PM PDT

Att. 29,485 - Clear - 67 F

livebaseballscorecards.com

AB	28
R	4
H	5
RBI	4
BB	2
SO	4
LOB	5

WP: 0 PA: 31
PB: 0
SB: 0
CS: 0

Atlanta Braves @ San Francisco Giants

AT&T Park, San Francisco, CA

Wed May 27 2009, 7:15 PM PDT

Att. 27,744 - Clear - 62 F

TOP

livebaseballscorecards.com

Batter	1	2	3	4	5	6	7	8	9	AB	R	H	RBI	BB	SO	LOB
27 Diory Hernandez, R (1, 6) OBP: 0.238, SLG: 0.250	B FF 89 F FF 89 B SL 83 S SL 83 B SL 84 F SL 83 C FF 89 3-3 ① K			F SL 82 F FF 90 X SL 85 0-2 22 G4-3 2B		B SI 89 F FF 89 F SI 89 F FF 92 X SL 86 1-2 ② L5	X SI 94 0-0 ③ FC4-6 1-2f			4	0	1	0	0	1	3
22 Casey Kotchman, L (1, 3) OBP: 0.337, SLG: 0.411	C SL 82 S SI 89 B SL 84 F SL 84 F SL 84 B FF 92 X SL 85 2-2 ② G3			B FF 89 C FF 89 F SL 85 F FF 91 X SL 86 1-2 ① G4-3 2-3		B FF 92 C SL 85 X SL 86 1-1 2-H 1B		C FF 95 B FF 94 X CH 87 1-1 ① G3		4	0	1	1	0	0	1
10 Chipper Jones, S (1, 5) OBP: 0.428, SLG: 0.476	B SI 89 C FF 89 C SL 84 B FS 87 C SL 86 2-3 ③ K			C SL 86 C SI 91 F SL 87 S SI 90 0-3 ② K		B SI 90 D FS 86 B SI 89 C SI 89 S SL 85 S SL 88 3-3 ③ K		B FF 96 T FF 96 B FF 96 S SI 96 S FF 97 2-3 ② K		4	0	0	0	0	4	2
14 Martín Prado, R (1, 4) OBP: 0.311, SLG: 0.448		B FS 87 F FF 90 B FS 83 C SL 82 X SL 85 2-2 ① F9		X SL 85 0-0 ③ P3			C FC 91 X SL 83 0-1 E4 16 BB 23 BB 18 1B	C FF 95 C FF 96 F FF 97 F FF 97 F FF 97 B SL 86 F FF 97 B SL 85 X FF 98 2-2 ③ G6-3		4	1	0	0	0	0	1
23 Matt Diaz, R (1, 7) OBP: 0.376, SLG: 0.463		F SI 90 X SL 84 0-1 ② G5-3			B SI 88 X SL 83 1-0 ① P4		B FC 90 B FC 90 F FC 89 D CU 71 F FC 90 B FC 90 4-2 16 BB 18 1B 1-2 BB		B FF 95 C FF 95 B FF 95 F FF 94 F FF 98 X FF 97 2-2 ① F9	3	1	0	0	1	0	0
7 Jeff Francoeur, R (1, 9) OBP: 0.275, SLG: 0.354		C SI 88 B FF 90 X FS 84 1-1 ③ G1-3			S SL 85 X SL 86 0-1 ② G4-3		X FC 89 0-0 ① F8		C SL 89 B FF 96 F FF 97 X SL 90 1-2 ② G6-3	4	0	0	0	0	0	2
8 David Ross, R (1, 2) OBP: 0.371, SLG: 0.475 16 Brian McCann, L (7, PH) OBP: 0.412, SLG: 0.536 (7, 2)			B FS 87 S SL 82 F SL 84 B FF 91 S SL 85 2-3 ① K		B SL 85 C SI 90 X FS 86 1-1 ③ G5-3		B CU 77 F SI 93 B CU 78 B FF 94 D FF 94 4-1 18 1B 1-2 2-3 BB		B SI 95 F SL 87 B SI 96 F FF 97 F FF 98 F SL 89 F FF 99 B SL 89 X FF 97 3-2 2B	2 1	0 0	0 1	0 0	0 1	1 0	0 0
24 Jordan Schafer, L (1, 8) OBP: 0.322, SLG: 0.301			X FF 91 0-0 ② G3			S SL 83 X SL 85 0-1 11 SH5-4 22 1B 1B	F SI 93 S SI 93 B SI 95 S CU 79 1-3 ② K		X FF 98 0-0 ③ P6	4	1	1	0	0	1	4
11 Kenshin Kawakami, R (1, 1) OBP: 0.188, SLG: 0.188 58 Peter Moylan, R (6, 1) 18 Garret Anderson, L (7, PH) OBP: 0.300, SLG: 0.322 34 Eric O'Flaherty, L (7, 1) 46 Manny Acosta, R (7, 1)			B SI 89 B SI 89 C SI 89 C SL 83 F SL 86 F FF 91 X SL 84 2-2 ③ L6			X SI 88 0-0 ① SH5-4 1-2	B CU 78 X FF 94 1-0 27 FC4-6 1-2 2-H 3-H 1B			1 0 1 0 0	0 0 0 0 0	0 0 1 0 0	0 0 2 0 0	0 0 0 0 0	0 0 0 0 0	0 0 0 0 0

	AB	32
	R	3
	H	5
	RBI	3
	BB	2
	SO	7
	LOB	13

Inning Stats	1	2	3	4	5	6	7	8	9
	R: 0 E: 0 K: 2 S: 12	H: 0 LOB: 0 BB: 0 P: 19	R: 0 E: 0 K: 0 S: 7	H: 0 LOB: 0 BB: 0 P: 10	R: 0 E: 0 K: 1 S: 9	H: 0 LOB: 0 BB: 0 P: 13	R: 0 E: 0 K: 1 S: 12	H: 1 LOB: 1 BB: 0 P: 13	R: 0 E: 0 K: 0 S: 5	H: 0 LOB: 0 BB: 0 P: 7
	R: 1 E: 0 K: 1 S: 12	H: 2 LOB: 1 BB: 0 P: 17	R: 2 E: 1 K: 1 S: 11	H: 1 LOB: 2 BB: 2 P: 21	R: 0 E: 0 K: 1 S: 12	H: 0 LOB: 0 BB: 0 P: 17	R: 0 E: 0 K: 0 S: 14	H: 1 LOB: 1 BB: 0 P: 20		

1B: 3	SF: 0	WP: 0	PA: 35
2B: 2	SAC: 1	PB: 0	
3B: 0	DP: 0	SB: 0	
HR: 0	HBP: 0	CS: 0	

PITCHER		IP	WLS	BF	H	R	ER	SO	BB	IBB	HBP	BLK	WP	HR	S	P	ERA	WHIP
51 Randy Johnson, L ERA: 5.71	(1, 1)	6.0	W	21	3	1	1	5	0	0	0	0	0	0	57	79	1.50	0.500
49 Brandon Medders, R ERA: 3.05	(7, 1)	0.1	H	3	0	2	0	0	1	0	0	0	0	0	5	9	0.00	3.000
41 Jeremy Affeldt, L ERA: 2.05	(7, 1)	0.2	H	4	1	0	0	1	1	0	0	0	0	0	6	12	0.00	3.000
47 Merkin Valdez, R ERA: 3.07	(8, 1)	1.0	H	3	0	0	0	1	0	0	0	0	0	0	12	17	0.00	0.000
38 Brian Wilson, R ERA: 4.43	(9, 1)	1.0	S	4	1	0	0	0	0	0	0	0	0	0	14	20	0.00	1.000

PITCHER	IP	WLS	BF	H	R	ER	SO	BB	IBB	HBP	BLK	WP	HR	S	P	ERA	WHIP

Batter	1	2	3	4	5	6	7	8	9	AB	R	H	RBI	BB	SO	LOB
33 Aaron Rowand, R (1, 8) OBP: 0.345, SLG: 0.461	C SI 89 B FF 90 X SI 90 1-1 ① F9		X FF 89 0-0 16 PB 1 S 2B	C CU 71 F CU 70 B FF 90 H FC 86 2-2 16 FC5-4 HBP		C CU 68 S CU 68 D CU 71 D SI 90 F CU 69 B FF 90 F SI 89 X CU 68 3-2 12 1B 2B 3-H	2 SAFE B SI 94 X SI 94 1-0 ② F9			4	2	2	1	0	0	2
16 Edgar Renteria, R (1, 6) OBP: 0.333, SLG: 0.338	X FF 90 0-0 2 1B 1B		B FC 86 2 SAFE B FC 87 B SI 90 B SI 89 4-0 1 F9 1 S 2-3 BB	F SI 90 B SI 91 X SI 90 1-1 ③ FC5-4 1-2f		D SI 89 F SI 89 D CU 69 B SI 89 B CU 69 4-1 12 1B BB	F SI 95 C SI 95 B FF 94 B SL 83 F SI 96 X SI 96 2-2 ③ F9			3	0	1	0	2	0	5
2 Randy Winn, S (1, 9) OBP: 0.339, SLG: 0.413 12 Nate Schierholtz, L (6, 9) OBP: 0.271, SLG: 0.339	B FF 89 F SI 89 1 SAFE F FO 84 X FF 87 1-2 1 G6-4-3 1B		F CU 71 D SI 89 B SI 90 F SI 84 1 SAFE F FC 88 X FO 85 2-2 ① F7		F FF 87 S FO 83 C SI 90 0-3 ① K	C SI 88 X CH 79 0-1 1-2 2-H 1B		C SL 76 F FF 93 X SL 82 0-2 ① P3		3 2	0 0	1 1	0 1	0 0	1 0	2 0
1 Bengie Molina, R (1, 2) OBP: 0.261, SLG: 0.443	B FF 92 X CU 71 1-0 ② ③ G6-4-3 1-2f		C SI 90 S CU 71 X CU 70 0-2 ② F9 1-3 3-H		B CU 68 X FF 89 1-0 14 G4-3 10 1B 1B	B SI 88 X SI 89 1-0 ③ G3		X SI 94 0-0 ② G6-3		5	0	1	0	0	0	5
14 Fred Lewis, L (1, 7) OBP: 0.371, SLG: 0.404 47 Merkin Valdez, R (8, 1) 19 Kevin Frandsen, R (8, PH) 38 Brian Wilson, R (9, 1)		C SI 89 F FO 84 B SI 85 B FF 88 F CU 70 B FF 90 B SI 85 4-2 5 WP 10 S 5 1B BB	B CU 70 X CU 69 1-0 ③ F7		C FO 83 X CU 68 0-1 ② G4-3 1-2		C FF 88 C FF 89 B SL 84 C SL 82 1-3 ① K	X FF 95 0-0 ③ L7		3 0 1 0	1 0 0 0	0 0 0 0	0 0 0 0	1 0 0 0	1 0 0 0	2 0 0 0
10 Travis Ishikawa, L (1, 3) OBP: 0.333, SLG: 0.336		1 SAFE B FF 90 D SI 91 1 SAFE F FF 91 B SI 91 1 SAFE F SI 91 F FF 88 3-3 S FO 85 ① K 1-2		X FO 83 0-0 ① P6	X FO 85 0-0 ③ 2-H 1B		F FF 90 F FF 90 F FF 91 X FF 90 0-2 5 1B 7 1B 1B			4	1	2	0	0	1	1
5 Juan Uribe, R (1, 5) OBP: 0.329, SLG: 0.362		C FF 92 C CU 69 B F FC 86 B CU 72 X FF 91 2-2 2-H 1B	B FF 89 C FO 83 B CU 70 B CU 68 B FF 89 4-1 51 SH1-4 7 1B BB			X CU 68 0-0 ① G3-1	D CH 79 S CH 81 D CH 83 S FF 90 F FF 91 X CH 83 2-2 7 1B 59 1B 1-2 1B			3	1	2	1	1	0	0
7 Emmanuel Burriss, S (1, 4) OBP: 0.335, SLG: 0.303		B FF 89 1 SAFE X SI 90 1-0 ② P5	D CU 70 X SI 89 1-0 51 SH1-4 1-2 1B			B FF 87 L FF 87 X FO 83 1-1 35 G3-1 33 2B 2B	B SI 90 X FF 90 1-0 59 1B 1-3 2-H 1B			4	1	3	1	0	0	1
51 Randy Johnson, R (1, 1) OBP: 0.125, SLG: 0.067 35 Rich Aurilia, R (6, PH) OBP: 0.206, SLG: 0.206 49 Brandon Medders, R (7, 1) 41 Jeremy Affeldt, L (7, 1) OBP: 1.000, SLG: 1.000 59 Andres Torres, S (7, PH) OBP: 0.462, SLG: 0.600 (8, 7)		C FF 89 C CU 69 F FF 89 X CU 69 0-2 ③ P5	C FF 89 2 SAFE B CU 70 B FF 89 X FF 89 2-1 ② SH1-4 1-2 2-3			D CU 69 X CU 69 1-0 ② G3-1 2-3	1 SAFE S CH 81 D CH 83 X SL 84 1-1 1-2 3-H 1B			1 1 0 0 1	0 0 0 0 0	0 0 0 0 1	0 0 0 0 1	0 0 0 0 1	0 0 0 0 0	1 1 0 0 0
Inning Stats	R: 0 E: 0 K: 0 S: 7 H: 2 LOB: 1 BB: 0 P: 10	R: 1 E: 0 K: 1 S: 16 H: 1 LOB: 1 BB: 1 P: 26	R: 1 E: 0 K: 0 S: 9 H: 1 LOB: 1 BB: 1 P: 16	R: 0 E: 0 K: 0 S: 9 H: 1 LOB: 3 BB: 1 P: 19	R: 0 E: 0 K: 1 S: 7 H: 2 LOB: 2 BB: 0 P: 8	R: 2 E: 0 K: 0 S: 13 H: 3 LOB: 2 BB: 1 P: 23	R: 2 E: 0 K: 1 S: 19 H: 4 LOB: 2 BB: 0 P: 27	R: 0 E: 0 K: 0 S: 5 H: 0 LOB: 0 BB: 0 P: 5		1B: 11 2B: 3 3B: 0 HR: 0 SF: 0 SAC: 1 DP: 1 HBP: 1						

PITCHER		IP	WLS	BF	H	R	ER	SO	BB	IBB	HBP	BLK	WP	HR	S	P	ERA	WHIP
11 Kenshin Kawakami, R ERA: 4.73	(1, 1)	5.2	L	29	9	4	3	2	4	0	1	0	1	0	58	98	4.76	2.294
58 Peter Moylan, R ERA: 5.06	(6, 1)	0.1		2	1	0	0	0	0	0	0	0	0	0	3	4	0.00	3.000
34 Eric O'Flaherty, L ERA: 3.18	(7, 1)	0.1		5	4	2	2	1	0	0	0	0	0	0	14	19	54.00	12.000
46 Manny Acosta, R ERA:	(7, 1)	1.2		5	0	0	0	0	0	0	0	0	0	0	10	13	0.00	0.000

PITCHER	IP	WLS	BF	H	R	ER	SO	BB	IBB	HBP	BLK	WP	HR	S	P	ERA	WHIP

BOTTOM

Atlanta Braves @ San Francisco Giants

AT&T Park, San Francisco, CA

Wed May 27 2009, 7:15 PM PDT

Att. 27,744 - Clear - 62 F

livebaseballscorecards.com

AB	35
R	6
H	14
RBI	5
BB	4
SO	3
LOB	20

WP: 1 PB: 1 SB: 3 CS: 0 PA: 41

Batter	1	2	3	4	5	6	7	8	9	AB	R	H	RBI	BB	SO	LOB
2 Kelly Johnson, L (1, 4) OBP: 0.316, SLG: 0.438	C FF 91 B KC 77 X FF 89 1-1 ① P5		B KC 79 C KC 78 F KC 79 X FF 91 1-2 22 G4-3 10 2B 2B		C SI 90 B SI 91 F FC 87 F FS 85 S FS 83 1-3 ③ K			C SI 90 B SI 90 B KC 76 X SI 90 2-1 22 1B 2B		4	2	2	0	0	1	0
22 Casey Kotchman, L (1, 3) OBP: 0.341, SLG: 0.414	C FF 92 X FF 92 0-1 10 G4-6-3 1B		B FC 86 C FF 92 D FS 86 B FF 91 X FF 90 3-1 ② G4-3 2-3			B FF 88 C SI 90 B FS 84 B FF 90 X FF 90 3-1 ① P3		B SI 89 B SI 90 X SI 90 2-0 2-H 1B		4	0	2	1	0	0	1
10 Chipper Jones, S (1, 5) OBP: 0.423, SLG: 0.477	D KC 79 C KC 78 X FF 90 1-1 ②③ G4-6-3 1-2f		B FC 89 D FS 86 C FC 87 X KC 79 2-1 3-H 2B			X SI 91 0-0 ② G4-3		F SI 91 B FC 86 F FF 91 C FF 91 1-3 ③		4	0	1	1	0	1	2
16 Brian McCann, L (1, 2) OBP: 0.407, SLG: 0.525		C KC 78 B FF 90 C FF 91 B FF 90 X FC 86 2-2 18 1B 1B	F SI 92 X FF 92 0-1 ③ G1-3			C FF 90 F SI 91 F FS 84 X FF 90 0-2 ③ F8			C SI 92 C SI 93 F SL 87 F SL 85 F SL 85 F SI 93 F SL 87 X SL 87 0-2 ① G4-3	4	0	1	0	0	0	1
18 Garret Anderson, L (1, 7) OBP: 0.298, SLG: 0.319		C FF 91 B KC 78 S KC 81 B KC 78 X FF 90 2-2 1-2 1B		B FF 90 F FS 85 C KC 77 F FS 85 B FC 85 S FS 86 2-3 ① K			B KC 77 C SI 90 X KC 76 1-1 ① F7		B SI 92 B SI 92 C SI 90 X SI 92 2-1 ② G6-3	4	0	1	0	0	1	0
7 Jeff Francoeur, R (1, 9) OBP: 0.269, SLG: 0.346		C FF 91 D FS 84 C FF 92 F FS 86 S FC 88 1-3 ① K		C FF 91 X FF 90 0-1 ② G5-3			B FF 89 F SI 90 X FF 90 1-1 ② G5-3		B SL 83 S SI 92 F SI 92 S SL 86 1-3 ③ K	4	0	0	0	0	2	2
27 Diory Hernandez, R (1, 6) OBP: 0.208, SLG: 0.217		C KC 80 B KC 78 S FF 90 S FS 84 1-3 ② K		F FC 87 C FF 90 F FS 86 B FS 85 F FC 84 C FF 91 1-3 ③ K			C KC 76 B KC 78 S FC 87 B FF 90 X FC 87 2-2 ③ F9			3	0	0	0	0	2	2
24 Jordan Schafer, L (1, 8) OBP: 0.317, SLG: 0.295		C KC 78 S FS 84 B FC 84 B KC 79 S FS 85 2-3 ③ K			B SI 89 X FF 90 1-0 ① F8			B KC 76 S FS 87 C FS 83 S FS 84 1-3 ① K		3	0	0	0	0	2	2
32 Derek Lowe, R (1, 1) OBP: 0.286, SLG: 0.211 20 Greg Norton, S (8, PH) OBP: 0.278, SLG: 0.138 57 Jorge Campillo, R (8, 1)			C KC 78 B FF 89 X FC 88 1-1 ① G4-3		X FC 85 0-0 ② F8			C KC 77 B FC 83 B SI 90 F FF 90 X FF 89 2-2 ② G6-3		2 1 0	0 0 0	0 0 0	0 0 0	0 0 0	0 0 0	0 0 0
Inning Stats	R: 0 E: 0 K: 0 S: 6 H: 1 LOB: 0 BB: 0 P: 8	R: 0 E: 0 K: 3 S: 16 H: 2 LOB: 2 BB: 0 P: 24	R: 1 E: 0 K: 0 S: 11 H: 2 LOB: 1 BB: 0 P: 18	R: 0 E: 0 K: 2 S: 11 H: 0 LOB: 0 BB: 0 P: 14	R: 0 E: 0 K: 1 S: 6 H: 0 LOB: 0 BB: 0 P: 8	R: 0 E: 0 K: 0 S: 7 H: 0 LOB: 0 BB: 0 P: 10	R: 0 E: 0 K: 0 S: 7 H: 0 LOB: 0 BB: 0 P: 11	R: 1 E: 0 K: 2 S: 12 H: 2 LOB: 1 BB: 0 P: 20	R: 0 E: 0 K: 1 S: 13 H: 0 LOB: 0 BB: 0 P: 16	1B: 4 2B: 3 3B: 0 HR: 0 SF: 0 SAC: 0 DP: 1 HBP: 0						

PITCHER		IP	WLS	BF	H	R	ER	SO	BB	IBB	HBP	BLK	WP	HR	S	P	ERA	WHIP
15 Dan Haren, R ERA: 2.54	(1, 1)	8.0	W	30	7	2	2	8	0	0	0	0	0	0	76	113	2.25	0.875
50 Chad Qualls, R ERA: 3.43	(9, 1)	1.0	S	3	0	0	0	1	0	0	0	0	0	0	13	16	0.00	0.000

PITCHER	IP	WLS	BF	H	R	ER	SO	BB	IBB	HBP	BLK	WP	HR	S	P	ERA	WHIP

TOP

Atlanta Braves @ Arizona Diamondbacks

Chase Field, Phoenix, AZ

Thu May 28 2009, 6:40 PM MST

Att. 19,412 - Clear - 96 F

livebaseballscorecards.com

AB	33
R	2
H	7
RBI	2
BB	0
SO	9
LOB	10

PA: 33

WP: 0
PB: 0
SB: 0
CS: 0

Atlanta Braves @ Arizona Diamondbacks

Chase Field, Phoenix, AZ

Thu May 28 2009, 6:40 PM MST

Att. 19,412 - Clear - 96 F

livebaseballscorecards.com

BOTTOM

Batter	1	2	3	4	5	6	7	8	9	AB	R	H	RBI	BB	SO	LOB
14 Ryan Roberts, R (1, 5) OBP: 0.418, SLG: 0.449	F SI 86 X SI 87 0-1 6 BLK 1B		C SL 82 B SI 88 B SI 88 B SI 88 C SI 89 F SI 88 X SI 88 3-2 ② G6-3	X SI 87 0-0 1-2 3-H 1B			B SI 87 S SI 87 B SI 87 C SI 88 X SI 88 2-2 ① G6-3			4	0	2	1	0	0	0
11 Augie Ojeda, S (1, 4) OBP: 0.345, SLG: 0.344	B SI 86 F SI 87 1 SAFE F SL 81 X SI 87 1-2 ① F8		C SL 81 B SL 81 F SI 88 B SI 88 X SI 88 2-2 ③ G5-3	B SL 80 F SI 87 X SI 86 1-1 ③ G1-3			X SI 87 0-0 ② G4-3			4	0	0	0	0	0	3
10 Justin Upton, R (1, 9) OBP: 0.415, SLG: 0.636	1 SAFE C SI 88 X SI 87 0-1 ② L6			B SI 88 B SL 82 F SI 88 X SI 87 2-1 6 E 27 2B 1B	C SI 87 X SI 86 0-1 27 G6-4-3 6 1B 1B		B SI 88 B SL 81 X SI 88 2-0 6 S 1B			4	1	3	0	0	0	1
6 Stephen Drew, L (1, 6) OBP: 0.295, SLG: 0.347	F SI 88 1 SAFE C SL 81 D SL 80 B SI 87 X SI 88 2-2 ③ G4-3 1-2			X SI 87 0-0 E4 27 2B 1-2	C SI 86 1 SAFE F SI 86 X SI 87 0-2 27 G6-4-3 1-2 1B		B SI 86 B SI 87 X SI 88 2-0 ③ F7 1-2			4	1	1	0	0	0	3
27 Mark Reynolds, R (1, 3) OBP: 0.354, SLG: 0.550		C SL 79 B SL 80 F SI 87 B SI 87 C SI 88 2-3 ① K		X SL 81 0-0 1-H 2-H 22 1B 2B	F CH 85 D SI 87 D SI 87 F SI 88 F SI 88 X SI 88 2-2 ① ② G6-4-3 1-2f 2-3			B SL 77 X FF 86 1-0 24 CS 2B		4	1	2	2	0	1	2
22 Eric Byrnes, R (1, 7) OBP: 0.257, SLG: 0.391		F SI 87 B SI 87 X SL 80 1-1 24 SF7 3B		B SI 87 X SI 87 1-0 19 1B 14 1B 2-H 1B	X SI 88 0-0 ③ P2			C FF 86 X SL 76 0-1 ① F8		4	2	2	1	0	0	2
24 Chris Young, R (1, 8) OBP: 0.213, SLG: 0.305		C SI 88 B SI 89 B SI 88 D SI 89 X SI 89 3-1 ② SF7 3-H		1 SAFE C SI 88 F SI 87 1 SAFE F SI 86 B SL 80 X SI 87 1-2 ① F9		B SI 86 F CH 85 X SI 87 1-1 ① F8		2 SAFE X FF 84 0-0 ② ③ L6 2-3		3	0	0	1	0	0	2
19 Chris Snyder, R (1, 2) OBP: 0.376, SLG: 0.436		C SI 88 C SI 88 X SI 88 0-2 ③ G5-3		B SI 87 C SI 87 1 SAFE B SI 87 X SI 86 2-1 14 1B 1-3 1B		B SL 81 C SI 88 X SI 88 1-1 ② G3-1				3	0	1	0	0	0	0
15 Dan Haren, R (1, 1) OBP: 0.182, SLG: 0.273 50 Chad Qualls, R (9, 1)			C SI 87 B SI 88 X SI 87 1-1 ① G6-3	X SI 87 0-0 ② P4		C SI 86 B SI 86 C SI 87 C SI 87 1-3 ③ K				3 0	0 0	0 0	0 0	0 0	1 0	2 0
Inning Stats	R: 0 E: 0 K: 0 S: 10 H: 1 LOB: 1 BB: 0 P: 13	R: 1 E: 0 K: 1 S: 10 H: 1 LOB: 0 BB: 0 P: 16	R: 0 E: 0 K: 0 S: 9 H: 0 LOB: 0 BB: 0 P: 15	R: 4 E: 1 K: 0 S: 15 H: 5 LOB: 2 BB: 0 P: 22	R: 0 E: 0 K: 0 S: 10 H: 2 LOB: 1 BB: 0 P: 12	R: 0 E: 0 K: 1 S: 7 H: 0 LOB: 0 BB: 0 P: 10	R: 0 E: 0 K: 0 S: 6 H: 1 LOB: 1 BB: 0 P: 12	R: 0 E: 0 K: 0 S: 4 H: 1 LOB: 0 BB: 0 P: 5		1B: 8 2B: 2 3B: 1 HR: 0 SF: 1 SAC: 0 DP: 1 HBP: 0						

	AB	33
	R	5
	H	11
	RBI	5
	BB	0
	SO	2
	LOB	15

PITCHER		IP	WLS	BF	H	R	ER	SO	BB	IBB	HBP	BLK	WP	HR	S	P	ERA	WHIP
32 Derek Lowe, R ERA: 3.49	(1, 1)	7.0	L	31	10	5	3	2	0	0	0	1	0	0	67	100	3.86	1.429
57 Jorge Campillo, R ERA: 4.15	(8, 1)	1.0		3	1	0	0	0	0	0	0	0	0	0	4	5	0.00	1.000

PITCHER	IP	WLS	BF	H	R	ER	SO	BB	IBB	HBP	BLK	WP	HR	S	P	ERA	WHIP

Atlanta Braves @ Arizona Diamondbacks

Chase Field, Phoenix, AZ

Fri May 29 2009, 6:40 PM MST

Att. 26,164 - Clear - 99 F

TOP

livebaseballscorecards.com

Batter	1	2	3	4	5	6	7	8	9	AB	R	H	RBI	BB	SO	LOB
2 Kelly Johnson, L (1, 4) OBP: 0.313, SLG: 0.430	C SI 88 B SI 88 B SI 88 C CH 79 F FF 89 S CH 79 2-3 K	C CH 79 B FF 88 X FC 86 1-1 P5	X SI 88 0-0 19 HR 1-3 2-H 3-H 1B		B SL 80 B FF 88 C FF 87 S FF 90 B CH 80 X FF 88 3-2 G3			L CH 83 C CU 73 S SL 87 0-3 K		5	1	1	2	0	2	1
19 Yunel Escobar, R (1, 6) OBP: 0.368, SLG: 0.458	B FF 88 F CH 78 B SI 88 F SI 88 X SI 89 2-2 E1 10 1B	X SI 88 0-0 G6-3	B SL 82 X CH 78 1-0 1-H 3-H HR		C FF 91 B FF 91 X FF 88 1-1 1B			B SL 88 C SL 86 X SL 87 1-1 G4-3		5	1	2	3	0	0	1
10 Chipper Jones, S (1, 5) OBP: 0.429, SLG: 0.473	B SI 87 C SI 88 F SL 86 F FF 88 1 SAFE B FF 88 F FF 89 D CH 78 X SI 88 3-2 16 G3-6-1 1-2 1B	B FF 87 B CH 79 B CH 78 C FF 87 B FF 87 4-1 BB	S FF 86 B FF 89 X CH 78 1-1 G4-3		B FF 91 F FF 91 B FF 91 C CH 81 X FF 90 2-2 G3			B CU 73 C CU 73 C SL 86 B FF 92 B FF 91 B FF 92 4-2 16 1B BB		3	0	1	0	2	0	1
16 Brian McCann, L (1, 2) OBP: 0.407, SLG: 0.519	B SI 89 F SI 88 B SI 88 B FF 87 X SI 89 3-1 G3-6-1 1-2f	C SI 90 X FF 89 0-1 F9		X FF 88 0-0 18 G3-1 7 1B 1B		B SI 92 B SI 93 F SI 92 B CU 79 X SI 93 3-1 G3-1		C FF 91 B FF 90 X CU 73 1-1 1-3 1B		5	1	2	0	0	0	4
18 Garret Anderson, L (1, 7) OBP: 0.294, SLG: 0.323 Rafael Soriano, R (8, 1) 51 Michael Gonzalez, R (9, 1)		B CH 82 X SI 86 1-0 22 1B 7 1B 2B	B SI 87 C CH 78 F CU 72 X FF 89 1-2 F7	C FF 88 C CH 78 X CH 78 0-2 G3-1 1-2		B SI 92 B FF 93 S CU 81 B CU 81 X SI 93 2-2 G6-3		B CH 85 S FF 90 B SL 86 S SL 86 X FF 92 2-2 G6-3		5 0 0	1 0 0	1 0 0	0 0 0	0 0 0	0 0 0	3 0 0
22 Casey Kotchman, L (1, 3) OBP: 0.342, SLG: 0.413		B FF 87 B SI 88 C CH 78 F FF 88 X SI 88 2-2 24 1B 7 1B 49 2B 2-3 1B	B SI 88 B SI 88 B SI 87 C SI 87 F CH 78 X SI 89 3-2 49 BB 24 BB 2 1B 1B	C FF 89 D SL 81 X FF 88 1-1 G3		C CU 79 S SI 92 F CU 81 X CU 80 0-2 F7			B CU 73 B FF 87 B FF 87 C FF 87 S FF 87 C FF 87 3-3 K		5	2	2	0	0	1	1
7 Jeff Francoeur, R (1, 9) OBP: 0.273, SLG: 0.348		B SI 87 B SI 87 X SL 81 2-0 24 1B 49 2B 1-2 3-H 1B	X SI 88 0-0 P4	B FF 88 B CH 79 F FF 89 X FF 88 2-1 2-H 1B			X SL 86 0-0 P4		B CH 81 F FF 88 F FF 88 F CH 81 F CH 82 S FF 88 1-3 K	5	1	2	2	0	1	1
24 Jordan Schafer, L (1, 8) OBP: 0.319, SLG: 0.294		C SI 88 D CH 80 L SI 88 B FF 87 X CH 78 2-2 49 2B 49 E 1-2 2-3 1B	B SI 88 B SI 88 F SI 88 C CH 78 D CU 76 B CH 76 4-2 49 BB 2 1B 1-2 BB	B CH 80 C FF 87 C FF 90 S CH 80 1-3 K			B FF 90 C CU 72 B CU 73 F FF 91 F FF 91 X CU 74 2-2 G4-3		F CU 74 S FF 89 F FF 88 B FF 89 C CU 74 1-3 K	4	2	1	0	1	2	1
49 Jair Jurrjens, R (1, 1) OBP: 0.217, SLG: 0.190 30 Jeff Bennett, R (6, 1) 20 Greg Norton, S (7, PH) OBP: 0.270, SLG: 0.133 58 Peter Moylan, R (7, 1) 34 Eric O'Flaherty, L (7, 1) 23 Matt Diaz, R (8, 7) OBP: 0.376, SLG: 0.463		C SI 88 X SI 87 0-1 E7 1-H 2-H 3-H 2B	F FF 89 B SL 82 F FF 89 B SL 82 B FF 89 B SI 90 4-2 2 1B 19 HR 1-2 2-3 BB		B FF 88 F FF 86 B FF 87 X FF 87 2-1 F9		B CU 73 B CH 84 S FF 91 F FF 91 X FF 91 2-2 F7			2 0 1 0 0 0	1 0 0 0 0 0	1 0 0 0 0 0	2 0 0 0 0 0	1 0 0 0 0 0	0 0 0 0 0 0	0 0 0 0 0 0
Inning Stats	R: 0 E: 1 K: 1 S: 14 H: 1 LOB: 1 BB: 0 P: 24	R: 4 E: 1 K: 0 S: 16 H: 5 LOB: 2 BB: 1 P: 28	R: 5 E: 0 K: 0 S: 15 H: 3 LOB: 0 BB: 2 P: 29	R: 1 E: 0 K: 1 S: 11 H: 2 LOB: 1 BB: 0 P: 15	R: 0 E: 0 K: 0 S: 10 H: 1 LOB: 1 BB: 0 P: 18	R: 0 E: 0 K: 0 S: 9 H: 0 LOB: 0 BB: 0 P: 14	R: 0 E: 0 K: 0 S: 8 H: 0 LOB: 0 BB: 0 P: 12	R: 0 E: 0 K: 1 S: 12 H: 1 LOB: 2 BB: 1 P: 20	R: 0 E: 0 K: 3 S: 12 H: 0 LOB: 0 BB: 0 P: 17	1B: 10 2B: 2 3B: 0 HR: 1 SF: 0 SAC: 0 DP: 1 HBP: 0						

	AB	40
	R	10
	H	13
	RBI	9
	BB	4
	SO	6
	LOB	13

WP: 0 PA: 44
PB: 0
SB: 0
CS: 0

PITCHER		IP	WLS	BF	H	R	ER	SO	BB	IBB	HBP	BLK	WP	HR	S	P	ERA	WHIP
52 Jon Garland, R ERA: 5.75	(1, 1)	2.2	L	20	9	9	8	1	3	0	0	0	0	1	43	78	27.00	4.500
47 Leo Rosales, R ERA: 5.73	(3, 1)	2.1		10	3	1	1	1	0	0	0	0	0	0	23	36	3.86	1.286
46 Daniel Schlereth, L ERA:	(6, 1)	1.0		3	0	0	0	0	0	0	0	0	0	0	9	14	0.00	0.000
57 Jon Rauch, R ERA: 6.23	(7, 1)	2.0		8	1	0	0	1	1	0	0	0	0	0	20	32	0.00	1.000
35 Clay Zavada, L ERA:	(9, 1)	1.0		3	0	0	0	3	0	0	0	0	0	0	12	17	0.00	0.000

PITCHER		IP	WLS	BF	H	R	ER	SO	BB	IBB	HBP	BLK	WP	HR	S	P	ERA	WHIP

Atlanta Braves @ Arizona Diamondbacks

Chase Field, Phoenix, AZ

Fri May 29 2009, 6:40 PM MST

Att. 26,164 - Clear - 99 F

BOTTOM

livebaseballscorecards.com

Batter	1	2	3	4	5	6	7	8	9	AB	R	H	RBI	BB	SO	LOB
14 Ryan Roberts, R (1, 4) OBP: 0.417, SLG: 0.463	G6-3		P3		18 1B 2B		10 G5-4-3 18 1B 1B 1-2		K	5	1	2	0	0	1	0
18 Gerardo Parra, L (1, 7) OBP: 0.364, SLG: 0.500	K		10 FC6-4 1B		6 FC4-6 1B 2-H		10 G5-4-3 1B 1-2 2-H		E4 10 DI	5	0	3	2	0	1	0
10 Justin Upton, R (1, 9) OBP: 0.410, SLG: 0.620	F8		FC6-4 1-2f		K		G5-4-3 1-2f 2-3		BB 1-2	4	0	0	0	1	1	4
6 Stephen Drew, L (1, 6) OBP: 0.291, SLG: 0.340		F7		24 2B 18 HR 1B	FC4-6 1-2f		K		K	5	1	1	0	0	2	4
27 Mark Reynolds, R (1, 5) (9, 3) OBP: 0.352, SLG: 0.540		18 E 18 1B BB		F8	K			K		3	1	0	0	1	2	2
24 Chris Young, R (1, 8) OBP: 0.214, SLG: 0.310		P3		18 HR 2B 1-3		P3		K		4	1	1	0	0	1	1
18 Chad Tracy, L (1, 3) OBP: 0.262, SLG: 0.373 11 Augie Ojeda, S (9, 5) OBP: 0.345, SLG: 0.344	19 2B 1B 1-H			2-H 3-H HR		G6-3		1B		4 1 3 4 0 0 0 0 0 0 0 0 0 0						
19 Chris Snyder, R (1, 2) OBP: 0.375, SLG: 0.443 57 Jon Rauch, R (7, 1) 2 Felipe Lopez, S (8, PH) OBP: 0.378, SLG: 0.482 35 Clay Zavada, L (9, 1)	1-H 2B			G6-3		G6-3		G3		3 0 1 0 0 0 0 0 0 0 0 0 0 0 1 0 0 0 0 0 1 0 0 0 0 0 0 0						
52 Jon Garland, R (1, 1) 47 Leo Rosales, R (3, 1) 46 Daniel Schlereth, L (6, 1) 26 Miguel Montero, L (7, 2) OBP: 0.333, SLG: 0.365			K	K			14 1B 18 1B BB		K	0 0 0 0 0 0 0 2 0 0 0 0 2 0 0 0 0 0 0 0 0 1 1 0 0 1 1 0						
Inning Stats	R: 0 E: 0 K: 1 S: 8 H: 0 LOB: 0 BB: 0 P: 12	R: 1 E: 1 K: 0 S: 10 H: 2 LOB: 2 BB: 1 P: 20	R: 0 E: 0 K: 1 S: 13 H: 1 LOB: 1 BB: 0 P: 18	R: 3 E: 0 K: 1 S: 11 H: 3 LOB: 0 BB: 0 P: 17	R: 1 E: 0 K: 2 S: 15 H: 2 LOB: 1 BB: 0 P: 21	R: 0 E: 0 K: 0 S: 9 H: 0 LOB: 0 BB: 0 P: 14	R: 1 E: 0 K: 1 S: 13 H: 2 LOB: 1 BB: 1 P: 24	R: 0 E: 0 K: 2 S: 11 H: 1 LOB: 1 BB: 0 P: 17	R: 0 E: 1 K: 3 S: 11 H: 0 LOB: 2 BB: 1 P: 22	1B: 7 2B: 3 3B: 0 HR: 1	SF: 0 SAC: 0 DP: 1 HBP: 0						

AB	37																	
R	6																	
H	11																	
RBI	6																	
BB	3																	
SO	11																	
LOB	12																	

WP: 0 PB: 0 SB: 0 CS: 0 PA: 40

PITCHER		IP	WLS	BF	H	R	ER	SO	BB	IBB	HBP	BLK	WP	HR	S	P	ERA	WHIP
49 Jair Jurrjens, R ERA: 2.59	(1, 1)	5.0	W	23	8	5	5	5	1	0	0	0	0	1	57	88	9.00	1.800
30 Jeff Bennett, R ERA: 2.05	(6, 1)	1.0		3	0	0	0	0	0	0	0	0	0	0	9	14	0.00	0.000
58 Peter Moylan, R ERA: 5.4	(7, 1)	0.2		4	2	1	1	0	1	0	0	0	0	0	10	20	13.50	4.500
34 Eric O'Flaherty, L ERA: 3.12	(7, 1)	0.1		1	0	0	0	1	0	0	0	0	0	0	3	4	0.00	0.000
Rafael Soriano, R ERA: 1.31	(8, 1)	1.0		4	1	0	0	2	0	0	0	0	0	0	11	17	0.00	1.000

PITCHER		IP	WLS	BF	H	R	ER	SO	BB	IBB	HBP	BLK	WP	HR	S	P	ERA	WHIP
51 Michael Gonzalez, L ERA: 3.6	(9, 1)	1.0		5	0	0	0	3	1	0	0	0	0	0	11	22	0.00	1.000

Atlanta Braves @ Arizona Diamondbacks

Chase Field, Phoenix, AZ

Sat May 30 2009, 1:10 PM MST

Att. 35,065 - Roof Closed - 75 F

TOP

livebaseballscorecards.com

Batter	1	2	3	4	5	6	7	8	9	10	11	AB	R	H	RBI	BB	SO	LOB
2 Kelly Johnson, L (1, 4) OBP: 0.310, SLG: 0.429	F FC 82 C CU 68 B FF 86 C FC 84 1-3 ① K		C CU 70 B FC 83 X FC 86 1-1 18 2B 2-H 2B		B FF 84 B FC 83 C CU 68 X CU 69 2-1 ① F7		C CU 70 C FC 82 F FF 86 B FF 87 C FC 84 1-3 ② K			X SL 84 0-0 ① G6-3		5	1	1	1	0	2	1
19 Yunel Escobar, R (1, 6) OBP: 0.363, SLG: 0.447	B FF 87 F FC 85 X CH 80 1-1 ② B1		B CU 68 B CU 69 X FC 83 2-0 ② P4		B CH 79 B CU 69 B FF 86 B FC 84 4-0 BB		X CU 70 0-0 ③ G4-3			S SL 87 S SL 87 X FF 96 0-2 ② L8		4	0	0	0	1	0	2
18 Garret Anderson, L (1, 7) OBP: 0.289, SLG: 0.327	X SI 87 0-0 ③ L7		X CU 71 0-0 2-H 2B		C CU 71 F FC 82 X SI 87 0-2 ② F7			B CU 77 F FF 94 X FF 96 1-1 ① F8		B CH 85 C CH 86 X SL 87 1-1 ③ F9		5	0	1	1	0	0	1
14 Martin Prado, R (1, 5) OBP: 0.304, SLG: 0.431		C FF 85 B FC 82 X CH 79 1-1 7 1B 1B	C FC 84 F SI 88 B FC 84 F FC 84 F SI 87 X CU 71 1-2 ③ F9		C FF 82 B FC 84 B CH 80 C CU 69 S FC 80 2-3 ③ K			X FF 96 0-0 ② G4-3			B FF 95 C FF 94 B SL 86 C FF 95 X FF 96 2-2 ① G1-3	5	0	1	0	0	1	2
23 Matt Diaz, R (1, 8) OBP: 0.365, SLG: 0.446 24 Jordan Schafer, L (6, 8) OBP: 0.321, SLG: 0.296		B FC 84 S FC 85 B FC 85 S FC 84 F FC 86 S FF 88 2-3 ① K		X FC 85 0-0 ① L9		F FC 84 B FC 83 X FC 83 1-1 ① F9		X FF 95 0-0 7 S 1B			B SL 86 S CH 86 X FF 96 1-1 ② G5-3	3 2	0 0	0 1	0 0	0 0	1 0	1 0
7 Jeff Francoeur, R (1, 9) OBP: 0.271, SLG: 0.344		B CU 68 B CU 68 X FC 84 2-0 22 G4-6-3 1-2 1B		C FC 83 S CU 69 F FF 87 F FC 84 B FF 87 X CU 69 1-2 ② G6-3		F CU 69 B CU 70 S CU 70 B FC 84 C CU 70 2-3 ② K		C CU 83 F FF 94 F FF 95 B CU 84 S CU 82 1-3 ③ K 1-2			B SL 88 B SL 85 S FF 95 C FF 96 B SL 88 F SL 88 S FF 96 3-3 ③ K	5	0	1	0	0	3	1
22 Casey Kotchman, L (1, 3) OBP: 0.340, SLG: 0.409		B CU 69 C FC 84 X CH 80 1-1 ② ③ G4-6-3 1-2f		C SI 86 B SI 87 F SI 87 X SI 88 1-2 8 BB 1B		C SI 88 B FC 85 C CU 71 S CU 72 1-3 ③ K			F CH 83 B CU 79 X CU 79 1-1 ① F7			4	0	1	0	0	1	2
8 David Ross, R (1, 2) OBP: 0.392, SLG: 0.484			X CH 80 0-0 33 SH1-4 2 2B 1B	B FC 83 S CU 68 C SI 87 1 SAFE B FF 87 B FC 83 B CU 70 4-2 1-2 BB			C FC 82 B CH 78 B CU 69 B CU 68 X FC 83 3-1 33 SH2-4 1B		C FC 82 C CU 84 S CU 83 0-3 ② K			3	1	2	0	1	1	0
33 Javier Vazquez, R (1, 1) OBP: 0.143, SLG: 0.200 34 Eric O'Flaherty, L (7, 1) Rafael Soriano, R (8, 1) 10 Chipper Jones, S (9, PH) OBP: 0.426, SLG: 0.470 51 Michael Gonzalez, R (9, 1) 30 Jeff Bennett, R (11, 1)			C FF 84 X FC 82 0-1 ① SH1-4 1-2	B FC 83 B SI 87 C FC 83 B FC 85 C FC 84 X FC 83 3-2 ③ G4-3			X FF 85 0-0 ① SH2-4 1-2		C FF 95 B SI 95 B SI 96 S CH 84 C CU 82 2-3 ③ K			1 0 0 1 0 0	0 0 0 0 0 0	0 0 0 0 0 0	0 0 0 0 0 0	0 0 0 1 0 0	0 0 0 0 0 0	2 0 0 0 0 0
Inning Stats	R: 0 E: 0 K: 1 S: 6 H: 0 LOB: 0 BB: 0 P: 8	R: 0 E: 0 K: 1 S: 9 H: 2 LOB: 1 BB: 0 P: 15	R: 2 E: 0 K: 0 S: 12 H: 3 LOB: 1 BB: 0 P: 16	R: 0 E: 0 K: 0 S: 14 H: 1 LOB: 2 BB: 1 P: 23	R: 0 E: 0 K: 1 S: 8 H: 0 LOB: 1 BB: 1 P: 16	R: 0 E: 0 K: 2 S: 8 H: 0 LOB: 0 BB: 0 P: 12	R: 0 E: 0 K: 1 S: 8 H: 1 LOB: 1 BB: 0 P: 12	R: 0 E: 0 K: 1 S: 8 H: 1 LOB: 1 BB: 0 P: 10	R: 0 E: 0 K: 2 S: 8 H: 0 LOB: 0 BB: 0 P: 11	R: 0 E: 0 K: 0 S: 6 H: 0 LOB: 0 BB: 0 P: 7	R: 0 E: 0 K: 1 S: 9 H: 0 LOB: 0 BB: 0 P: 15	1B: 6 2B: 2 3B: 0 HR: 0	SF: 0 SAC: 2 DP: 1 HBP: 0			WP: 0 PB: 0 SB: 1 CS: 0	PA: 42	

	AB	38
	R	2
	H	8
	RBI	2
	BB	2
	SO	10
	LOB	12

PITCHER		IP	WLS	BF	H	R	ER	SO	BB	IBB	HBP	BLK	WP	HR	P	ERA	WHIP
49 Doug Davis, L ERA: 3.65	(1, 1)	7.0		29	7	2	2	6	2	0	0	0	0	0	102	2.57	1.286
58 Juan Gutierrez, R ERA: 3.18	(8, 1)	2.0		7	1	0	0	3	0	0	0	0	0	0	21	0.00	0.500
56 Ramon Pena, R ERA: 1.85	(10, 1)	2.0	W	6	0	0	0	1	0	0	0	0	0	0	22	0.00	0.000

PITCHER		IP	WLS	BF	H	R	ER	SO	BB	IBB	HBP	BLK	WP	HR	P	ERA	WHIP

Batter	1	2	3	4	5	6	7	8	9	10	11	AB	R	H	RBI	BB	SO	LOB
2 Felipe Lopez, S (1, 4) OBP: 0.374, SLG: 0.474	B FF 91 B FF 90 X FF 90 2-0 G5-3 ①		C FF 91 X SL 85 0-1 G4-3 ③			X SI 91 0-0 10 BB 18 1B 1B	X SI 89 0-0 L9 ②		B SL 84 C SL 82 F FF 94 F SL 84 F FF 94 F FF 93 B SL 85 X SL 84 2-2 G5-3 ③ 1-2 2-3			5	0	1	0	0	0	3
18 Gerardo Parra, L (1, 8) OBP: 0.352, SLG: 0.477	F SI 91 X SL 87 0-1 F8 ②			C FF 91 B CH 82 X CH 78 1-1 G4-3 ①		C CU 74 X SL 85 0-1 10 BB 1-2 1B	1 SAFE C SI 88 X SI 90 0-1 G5-3 ③			S SL 77 X SL 81 0-1 G4-3 ①		5	0	1	0	0	0	1
10 Justin Upton, R (1, 9) OBP: 0.404, SLG: 0.606	X SI 92 0-0 G5-3 ③			B FF 92 B CH 80 C SI 92 S CH 79 S FF 93 2-3 K ②		B CU 75 C CU 74 B SL 84 B CU 77 S SL 81 F FF 91 F CU 70 B FF 91 4-2 1-2 2-3 BB		F FC 90 X FF 92 0-1 G3-1 ①		F SL 80 T FF 92 B FF 94 B FF 93 C SL 85 2-3 K ②		4	0	0	0	1	2	0
6 Stephen Drew, L (1, 6) OBP: 0.287, SLG: 0.343		B SI 90 S CH 79 C CH 83 D CH 73 B FF 92 C SL 86 3-3 K ①		B CH 81 B CH 79 C SL 85 B SL 86 F SL 84 F SL 83 X FF 93 3-2 2B		B CH 78 F SL 82 S CH 80 D CH 74 S CH 76 2-3 K ②		F SI 93 B SI 93 B FF 93 S FF 92 S FF 92 2-3 K ②		C FF 93 S SL 84 C FF 94 0-3 K ③		5	0	1	0	0	4	3
27 Mark Reynolds, R (1, 3) OBP: 0.353, SLG: 0.547		F SI 92 B FF 92 B FF 92 X SL 84 2-1 26 G4-3 2B		X SL 85 0-0 G6-3 ③		C FF 93 C SU 70 S FF 92 S FF 92 1-3 K ③		F SL 83 X SL 81 0-1 G6-3 ③			C SI 92 F SL 86 X SL 88 0-2 26 SH5-4 22 1B 2B	5	1	2	0	0	1	4
26 Miguel Montero, L (1, 2) OBP: 0.330, SLG: 0.359		F FF 91 2 SAFE B CU 72 S CH 78 B FF 91 B CU 72 X SL 85 3-2 G4-3 ② 2-3			S SL 85 C CU 70 B SL 83 S CH 75 1-3 K ①		B FF 91 C SI 91 X CH 79 1-1 L9 ①		F FF 90 F FF 91 X FF 93 0-2 2 WP 22 SH1-3 1B		T SI 93 X SI 94 0-1 SH5-4 ① 2-3	4	0	1	0	0	1	1
22 Eric Byrnes, R (1, 7) OBP: 0.270, SLG: 0.397		B SI 92 B CU 72 C CU 74 B FF 93 F FF 92 S CU 66 3-3 K ③			S SL 84 H CH 78 1-1 14 CS HBP		C SI 92 X SI 92 0-1 14 2B 1B		X FF 91 0-0 SH1-3 ① 1-2		B SI 94 X SI 93 1-0 3-H 1B	3	1	2	1	0	1	1
14 Ryan Roberts, R (1, 5) OBP: 0.422, SLG: 0.474			C FF 91 S CH 82 X FF 92 0-2 P4 ①		S SL 84 1 SAFE C CU 72 B CU 67 B SL 84 S FF 92 2-3 K ②③ 1-2		X FF 91 0-0 24 PB 24 1B 1-H 2B		I IN 64 I IN 64 I IN 67 I IN 65 4-0 2 WP IBB			3	1	1	1	1	1	1
49 Doug Davis, R (1, 1) OBP: 0.190, SLG: 0.286 24 Chris Young, R (7, PH) OBP: 0.219, SLG: 0.314 58 Juan Gutierrez, R (8, 1) 29 Josh Whitesell, L (9, PH) OBP: 0.250, SLG: 0.148 56 Ramon Pena, R (10, 1)			B SL 83 S SL 82 S SL 81 S CU 70 1-3 K ②			C SL 80 M SL 81 X SL 83 0-2 G5-3 ①	B SL 82 B CU 69 C CU 76 C FF 93 B SL 81 X CU 67 3-2 2-H 1B		B FF 92 F FF 91 F FF 92 S FF 93 1-3 K ②			2 1 0 1 0	0 0 0 0 0	0 1 0 0 0	0 1 0 0 0	1 0 0 0 0	0 0 0 1 0	0 0 0 2 0
Inning Stats	R: 0 E: 0 K: 0 S: 4 H: 0 LOB: 0 BB: 0 P: 6	R: 0 E: 0 K: 2 S: 11 H: 1 LOB: 1 BB: 0 P: 22	R: 0 E: 0 K: 1 S: 8 H: 0 LOB: 0 BB: 0 P: 9	R: 0 E: 0 K: 1 S: 10 H: 1 LOB: 1 BB: 0 P: 16	R: 0 E: 0 K: 2 S: 7 H: 0 LOB: 1 BB: 0 P: 11	R: 0 E: 0 K: 2 S: 16 H: 2 LOB: 3 BB: 1 P: 23	R: 2 E: 0 K: 0 S: 11 H: 3 LOB: 1 BB: 0 P: 15	R: 0 E: 0 K: 1 S: 7 H: 0 LOB: 0 BB: 0 P: 9	R: 0 E: 0 K: 1 S: 13 H: 1 LOB: 2 BB: 1 P: 20	R: 0 E: 0 K: 2 S: 8 H: 0 LOB: 0 BB: 0 P: 10	R: 1 E: 0 K: 0 S: 6 H: 2 LOB: 1 BB: 0 P: 7	1B: 6 2B: 5 3B: 0 HR: 0 SF: 0 SAC: 2 DP: 1 HBP: 1						

PITCHER		IP	WLS	BF	H	R	ER	SO	BB	IBB	HBP	BLK	WP	HR	S	P	ERA	WHIP
33 Javier Vazquez, R ERA: 3.58	(1, 1)	6.1		27	7	2	1	8	1	0	1	0	0	0	64	99	1.42	1.263
34 Eric O'Flaherty, L ERA: 3.0	(7, 1)	0.2		2	0	0	0	0	0	0	0	0	0	0	3	3	0.00	0.000
Rafael Soriano, R ERA: 1.25	(8, 1)	1.0		3	0	0	0	1	0	0	0	0	0	0	7	9	0.00	0.000
51 Michael Gonzalez, L ERA: 3.27	(9, 1)	2.0		8	1	0	0	3	0	1	0	0	1	0	21	30	0.00	0.500
30 Jeff Bennett, R ERA: 2.42	(11, 1)	0.1	L	3	2	1	1	0	0	0	0	0	0	0	6	7	27.00	6.000

PITCHER	IP	WLS	BF	H	R	ER	SO	BB	IBB	HBP	BLK	WP	HR	S	P	ERA	WHIP

BOTTOM

Atlanta Braves @ Arizona Diamondbacks

Chase Field, Phoenix, AZ

Sat May 30 2009, 1:10 PM MST

Att. 35,065 - Roof Closed - 75 F

livebaseballscorecards.com

AB	38
R	3
H	10
RBI	3
BB	2
SO	12
LOB	16

WP: 1		PA:	43
PB: 1			
SB: 0			
CS: 1			

Atlanta Braves @ Arizona Diamondbacks

Chase Field, Phoenix, AZ

Sun May 31 2009, 1:10 PM MST

Att. 29,998 - Roof Closed - 75 F

TOP

livebaseballscorecards.com

Batter	1	2	3	4	5	6	7	8	9	AB	R	H	RBI	BB	SO	LOB
2 Kelly Johnson, L (1, 4) OBP: 0.316, SLG: 0.450	C FF 93 X FF 93 0-1 19 2B 2B	C CH 84 F FF 95 F FF 95 X CH 85 0-2 ③ F7		X FF 93 0-0 10 1B 2B	B SI 93 C SI 93 X CU 78 1-1 19 2B 2B		B CU 73 B FF 87 S CH 79 S CU 72 S SI 88 2-3 ② K		B FF 91 X FF 92 1-0 ③ G4-3	6	3	3	0	0	1	2
19 Yunel Escobar, R (1, 6) OBP: 0.370, SLG: 0.470	X SL 85 0-0 10 1B 2-H 2B		B FF 92 X FF 93 1-0 10 HR 2B	F FF 92 B FF 92 S CH 84 B FF 95 F FF 95 T FF 94 2-2 ② K	X SI 94 0-0 2-H 2B		B FF 87 B CH 80 S FF 87 X CH 81 2-1 ③ F9			5	2	3	2	0	1	2
10 Chipper Jones, S (1, 5) OBP: 0.434, SLG: 0.500 27 Diory Hernandez, R (8, PH) OBP: 0.200, SLG: 0.208 (8, 5)	B FF 94 F FF 95 C FF 94 X CH 85 1-2 18 G3-6-1 16 BB 2-H 1B		S CH 83 B FF 96 B CH 84 F FF 94 X FF 94 2-2 2-H HR	B FF 94 S FF 92 X CH 85 1-1 16 BB 18 HR 2-H 1B	S CH 85 C CU 80 S SI 87 0-3 ② K			S FF 94 F SI 92 B SI 93 F SI 93 C CU 78 1-3 ① K		4 1	2 0	3 0	4 0	0 0	1 1	1 0
16 Brian McCann, L (1, 2) OBP: 0.422, SLG: 0.514	B FF 94 C FF 92 B SL 86 B FF 92 S FF 94 1 SAFE B FF 94 4-2 18 G3-6-1 1-2 BB		B SL 83 B SL 83 B FF 94 B FF 93 4-0 23 F9 18 1B BB	B FF 91 C FF 92 B SL 84 B FF 93 B FF 93 4-1 18 HR 1-2 BB	B SI 94 C CH 85 B SI 95 B CU 80 F SI 86 F SI 86 X SI 96 3-2 ③ F9			F FF 93 B CU 79 B FF 92 B CU 80 B FF 93 4-1 18 FC3-6 BB		1	1	0	0	4	0	1
18 Garret Anderson, L (1, 7) OBP: 0.294, SLG: 0.358	F FF 93 B CH 84 X CH 84 1-1 ① ② G3-6-1 1-2f 2-3		B FF 94 C CH 84 T FF 93 X CH 85 1-2 1-2 1B	B FF 93 X FF 92 1-0 1-H 2-H HR		C CU 78 S CU 79 S CU 80 0-3 ① K		C CU 78 B CU 79 C FF 93 X FF 93 1-2 ② FC3-6 14 1B 1-2f		5	1	2	3	0	1	3
22 Casey Kotchman, L (1, 3) OBP: 0.340, SLG: 0.405 14 Martin Prado, R (4, PR) OBP: 0.321, SLG: 0.438 (4, 3)	C FF 94 C FF 94 F FF 95 X FF 95 0-2 ③ F7		B SL 83 C FF 93 X FF 93 1-1 ① F5	S SL 84 F SL 84 B FF 93 H SL 85 2-2 23 1B 23 PB HBP	C SI 95 F SI 94 B CU 83 B SI 87 B CU 82 F SI 95 B SI 95 4-2 23 G6-4-3 BB			C FF 92 C FF 92 D CU 81 B CU 80 B FF 93 F FF 93 F FF 94 X FF 93 3-2 23 FC5-4 1-2 1B		2 1	0 0	0 1	0 0	0 1	0 0	3 0
23 Matt Diaz, R (1, 9) OBP: 0.366, SLG: 0.443		X FF 90 0-0 24 G2-3 1B	B FF 92 C FF 92 F FF 92 B FF 94 X FF 93 2-2 ② F9 2-3	B SI 93 X SI 94 1-0 1-3 1B		X SI 93 0-0 ② ③ G6-4-3 1-2f		B CU 77 X FF 92 1-0 ③ FC5-4 1-2f		5	0	2	0	0	0	5
24 Jordan Schafer, L (1, 8) OBP: 0.313, SLG: 0.287		B FF 91 B FF 92 C FF 92 1 SAFE X CH 82 2-1 ① G2-3 1-2	F CH 84 B FF 93 S FF 92 C FF 94 1-3 ③ K	C SI 93 S CH 85 S SI 88 0-3 ③ K			B FF 87 S FF 87 X CU 73 1-1 ① F8		X CH 83 0-0 ① P4	5	0	0	0	0	2	5
54 Kris Medlen, S (1, 1) 20 Greg Norton, S (7, PH) OBP: 0.289, SLG: 0.194 30 Jeff Bennett, R (7, 1) 46 Manny Acosta, R (8, 1) 11 Kenshin Kawakami, R (9, PH) OBP: 0.176, SLG: 0.176 58 Peter Moylan, R (9, 1)		B FF 92 S FF 92 S FF 92 S FF 95 1-3 ② K		B FF 91 B FF 92 C FF 92 C FF 92 T FF 93 2-2 ① K	X SI 93 0-0 ① G1-3		S CU 73 F FF 88 X CH 82 0-2 2B		B FF 91 B FF 90 F FF 90 S FF 91 S FF 91 2-3 ② K	3 1 0 0 1 0	0 0 0 0 0 0	0 1 0 0 0 0	0 0 0 0 0 0	2 0 0 0 1 0	1 0 0 0 0 0	0 0 0 0 0 0

Inning Stats																								
	R: 2	H: 3	R: 0	H: 1	R: 2	H: 3	R: 4	H: 4	R: 1	H: 2	R: 0	H: 0	R: 0	H: 1	R: 0	H: 1	R: 0	H: 0	1B: 6	SF: 0	WP: 0	PA: 46
	E: 0	LOB: 1	E: 0	LOB: 1	E: 0	LOB: 2	E: 0	LOB: 2	E: 0	LOB: 1	E: 0	LOB: 0	E: 0	LOB: 1	E: 0	LOB: 2	E: 0	LOB: 0	2B: 7	SAC: 0	PB: 1	
	K: 0	BB: 1	K: 1	BB: 0	K: 1	BB: 1	K: 3	BB: 1	K: 1	BB: 0	K: 1	BB: 1	K: 1	BB: 0	K: 1	BB: 1	K: 1	BB: 0	3B: 0	DP: 2	SB: 0	
	S: 14	P: 20	S: 10	P: 13	S: 15	P: 27	S: 18	P: 31	S: 11	P: 15	S: 7	P: 11	S: 10	P: 15	S: 14	P: 24	S: 5	P: 8	HR: 2	HBP: 1	CS: 0	

PITCHER		IP	WLS	BF	H	R	ER	SO	BB	IBB	HBP	BLK	WP	HR	S	P	ERA	WHIP
39 Max Scherzer, R ERA: 4.47	(1, 1)	3.2	L	24	10	8	8	4	3	0	1	0	0	2	53	86	19.64	3.545
32 Esmerling Vasquez, R ERA: 6.11	(4, 1)	2.1		10	3	1	1	3	1	0	0	0	0	0	22	31	3.86	1.714
35 Clay Zavada, L ERA:	(7, 1)	1.0		4	1	0	0	1	0	0	0	0	0	0	10	15	0.00	1.000
46 Daniel Schlereth, L ERA:	(8, 1)	1.0		5	1	0	0	1	1	0	0	0	0	0	14	24	0.00	2.000
57 Jon Rauch, R ERA: 5.96	(9, 1)	1.0		3	0	0	0	1	0	0	0	0	0	0	5	8	0.00	0.000

PITCHER	IP	WLS	BF	H	R	ER	SO	BB	IBB	HBP	BLK	WP	HR	S	P	ERA	WHIP

AB	40
R	9
H	15
RBI	9
BB	5
SO	10
LOB	23

BOTTOM

Atlanta Braves @ Arizona Diamondbacks

Chase Field, Phoenix, AZ

Sun May 31 2009, 1:10 PM MST

Att. 29,998 - Roof Closed - 75 F

livebaseballscorecards.com

Batter	1	2	3	4	5	6	7	8	9	AB	R	H	RBI	BB	SO	LOB
2 Felipe Lopez, S (1, 4) OBP: 0.373, SLG: 0.469	F FF 88 B CU 79 B SI 89 B SI 89 C FF 89 B FF 90 4-2 11 CS BB		C CU 78 B CH 80 B CH 80 C SI 89 X CH 80 2-2 ③ G4-3			C FF 89 B SI 89 B CH 79 S CH 81 S FF 88 2-3 ② K		B FF 94 X CH 90 1-0 18 1B 27 1B 1B	B SI 92 X SI 92 1-0 ③ G6-3	2	0	0	0	1	1	1
35 Clay Zavada, L (7, 1)										0	0	0	0	0	0	0
26 Miguel Montero, L (8, 2) OBP: 0.333, SLG: 0.363										2	1	1	0	0	0	1
11 Augie Ojeda, S (1, 5) OBP: 0.342, SLG: 0.340	1 SAFE C FF 89 1 SAFE B SI 90 F CH 79 1 SAFE B SI 89 B CU 79 1 SAFE 3-3 S FF 90 ①② K 1-2			C SI 86 F CH 79 B FF 88 X CH 81 1-2 ① F9		B SI 90 X FF 88 1-0 18 2B 2-3 1B		B FF 94 C SI 79 B CH 84 X FF 92 2-1 ① P5		4	0	1	0	0	1	2
18 Gerardo Parra, L (1, 9) OBP: 0.360, SLG: 0.493	C SI 90 B SI 89 B SI 89 C CU 78 B FF 89 S FF 89 3-3 ③ K			B CU 78 X FF 88 1-0 ② L7		X FF 88 0-0 1-3 3-H 2B		F CH 84 S SI 96 X 0-2 27 1B 1-2 1B		4	0	2	1	0	1	0
27 Mark Reynolds, R (1, 3) OBP: 0.356, SLG: 0.546		B FF 89 X SI 89 1-0 1B		C CH 79 C SI 91 B FF 90 S FF 90 1-3 ③ K		D FF 89 D FF 89 C CU 78 B CH 79 S FF 89 S SI 90 3-3 ③ K		C SI 96 B FF 96 F FF 95 F FF 95 X SI 96 1-2 1-2 2-H 1B		4	0	2	1	0	2	2
6 Stephen Drew, L (1, 6) OBP: 0.286, SLG: 0.339		C SI 89 1 SAFE 1 SAFE X CH 80 0-1 ① F9			B SI 87 C FF 86 F FF 88 F SI 90 B SI 88 C CU 80 2-3 ① K		B SI 91 X SI 90 1-0 22 G6-3 24 1B 1B	B FF 93 S CH 85 B FF 94 B FF 92 F FF 93 T SI 95 3-2 ② K		4	1	1	0	0	2	3
22 Eric Byrnes, R (1, 7) OBP: 0.263, SLG: 0.386		C FF 90 1 SAFE C FF 89 D CU 80 1 SAFE S CH 80 1-3 ② K			F FF 89 B FF 89 X SI 89 1-1 ② G6-3		X SI 91 0-0 ① G6-3 1-2	C FF 95 B SL 82 X FF 96 1-1 ③ F8		4	0	0	0	0	1	4
24 Chris Young, R (1, 8) OBP: 0.220, SLG: 0.313	C FF 90 1 SAFE T FF 90 P PO 84 B CU 81 F FF 90 F FF 90 F FF 90 F FF 90 2-3 ③ 1 SAFE S CH 80 K				C FF 88 X SI 90 0-1 ③ F8		X SI 92 0-0 19 FC4 2-H 1B		S SI 90 C SL 77 S SL 79 0-3 ① K	4	0	1	1	0	2	1
19 Chris Snyder, R (1, 2) OBP: 0.374, SLG: 0.450			C CU 76 X FF 88 0-1 ① F7			C FF 88 B CH 80 X CU 77 1-1 11 1B 18 2B 2B	C SI 93 F SI 94 B SL 88 F SI 93 X SI 94 1-2 ② FC4 1-2f		F SI 91 F SI 92 X SI 92 0-2 ② G1-3	3	1	1	0	0	0	1
46 Daniel Schlereth, L (8, 1)										0	0	0	0	0	0	0
57 Jon Rauch, R (9, 1)										0	0	0	0	0	0	0
29 Josh Whitesell, L (9, PH) OBP: 0.242, SLG: 0.143										1	0	0	0	0	0	0
39 Max Scherzer, R (1, 1) OBP: 0.278, SLG: 0.389			B FF 87 F FF 87 B CU 76 F FF 87 C FF 88 2-3 ② K			S FF 88 B FF 88 B FF 87 C CU 76 B CH 80 X SI 88 3-2 ① F8	B SI 94 F SL 88 X SI 92 1-1 ③ P4		X SI 91 0-0 1B	1	0	0	0	0	1	0
32 Esmerling Vasquez, R (4, 1)										0	0	0	0	0	0	0
14 Ryan Roberts, R (6, PH) OBP: 0.418, SLG: 0.467										3	0	1	0	0	0	2
(7, 4)																

	AB	36
	R	3
	H	10
	RBI	3
	BB	1
	SO	11
	LOB	17

Inning Stats																																	
	R: 0	E: 0	K: 2	S: 8	H: 0	LOB: 0	BB: 1	P: 18	R: 0	E: 0	K: 2	S: 14	H: 1	LOB: 1	BB: 0	P: 17	R: 0	E: 0	K: 1	S: 8	H: 0	LOB: 0	BB: 0	P: 12	R: 0	E: 0	K: 1	S: 7	H: 0	LOB: 0	BB: 0	P: 10	R: 0	E: 0	K: 1	S: 8	H: 0	LOB: 0	BB: 0	P: 11
	R: 1	E: 0	K: 2	S: 13	H: 3	LOB: 2	BB: 0	P: 23	R: 1	E: 0	K: 0	S: 9	H: 2	LOB: 1	BB: 0	P: 12	R: 1	E: 0	K: 1	S: 15	H: 3	LOB: 2	BB: 0	P: 23	R: 0	E: 0	K: 1	S: 8	H: 1	LOB: 1	BB: 0	P: 9	1B: 8	2B: 3	3B: 0	HR: 0	SF: 0	SAC: 0	DP: 1	HBP: 0	WP: 0	PB: 0	SB: 0	CS: 1	PA: 37

PITCHER		IP	WLS	BF	H	R	ER	SO	BB	IBB	HBP	BLK	WP	HR	S	P	ERA	WHIP
54 Kris Medlen, R ERA: 6.28	(1, 1)	6.0	W	22	4	1	1	9	1	0	0	0	0	0	58	91	1.50	0.833
30 Jeff Bennett, R ERA: 2.7	(7, 1)	1.0		5	2	1	1	0	0	0	0	0	0	0	9	12	9.00	2.000
46 Manny Acosta, R ERA: 1.93	(8, 1)	1.0		6	3	1	1	1	0	0	0	0	0	0	15	23	9.00	3.000
58 Peter Moylan, R ERA: 5.09	(9, 1)	1.0		4	1	0	0	1	0	0	0	0	0	0	8	9	0.00	1.000

PITCHER	IP	WLS	BF	H	R	ER	SO	BB	IBB	HBP	BLK	WP	HR	S	P	ERA	WHIP

Batter	1	2	3	4	5	6	7	8	9	10	11	12	AB	R	H	RBI	BB	SO	LOB
12 Alfonso Soriano, R (1, 7) OBP: 0.304, SLG: 0.488	C CU 67 B FC 87 B FC 86 F CU 67 X FF 92 2-2 HR	B FO 86 X FF 89 1-0 ③ F8			B FF 91 X CU 68 1-0 ③ F8		C FF 87 B FF 87 B CU 71 X FO 85 2-1 ② F9			F FF 91 B FF 94 C SL 84 B SL 85 S SL 84 2-3 ① K		X FF 93 0-0 ① P4	6	1	1	1	0	1	3
2 Ryan Theriot, R (1, 6) OBP: 0.345, SLG: 0.444	F FF 92 X FF 91 0-1 G6-3		B FF 90 X FF 91 1-0 ① P3			B CU 69 B FO 84 C FF 90 X FF 90 2-1 ① F9	B FF 90 S FF 87 X FO 85 1-1 ③ G3-1			B FF 92 C SL 80 B FF 94 F FF 92 X FF 94 2-2 ② F9		C FF 93 C FF 93 C FF 94 0-3 ② K	6	0	0	0	0	1	1
1 Kosuke Fukudome, L (1, 8) (4, 9) OBP: 0.441, SLG: 0.511	X FF 92 0-0 ② G1-3		C FF 92 B FF 92 C FO 85 X CU 72 1-2 ② L7			C FO 85 S SI 86 B FF 90 B FF 88 X FO 84 2-2 25 2B 1B		X CH 91 0-0 ① G1-3		X SL 78 0-0 2B		C SI 94 B FF 95 B FF 93 B FF 94 B SI 94 4-1 BB	5	1	2	0	1	0	0
25 Derrek Lee, R (1, 3) OBP: 0.331, SLG: 0.438	B FF 92 C FO 85 X FO 84 1-1 ③ G6-3		B CU 70 B SI 92 F FF 92 F FF 92 B FO 86 X CU 69 3-2 ③ P2			B FF 90 1 SAFE C FO 85 X SI 85 1-1 9 1B 17 SF8 1-H 2B		B FF 93 C FF 91 B FF 92 F FF 94 B SL 82 X FF 96 3-2 HR		I IN 60 I IN 63 I IN 65 I IN 64 4-0 IBB		F FF 92 F FF 94 1 SAFE S SL 84 0-3 ③ K	5	2	2	2	1	1	1
21 Milton Bradley, S (1, 9) 9 Reed Johnson, R (4, 8) OBP: 0.338, SLG: 0.390 OBP: 0.363, SLG: 0.469		F FF 91 F FF 90 F FC 88 B FO 84 X FO 85 1-2 ① G3		B FF 90 F CU 69 B FO 85 B FO 86 X FF 91 3-1 ① G4-3		B CU 70 B FF 88 C CU 70 X FF 90 2-1 2-3 1B		C SL 78 X SL 80 0-1 ② G1		C FF 93 X FF 94 0-1 ③ P3			2	0	0	0	0	0	0
		S FO 85 X FF 89 0-1 13 FC5 18 BB 1B		C FF 91 B FO 86 F CU 71 C FC 89 1-3 ② K		B FF 90 C FO 85 X FF 89 1-1 ② SF8 3-H		B FF 94 S CH 85 S CH 85 S SL 80 1-3 ③ K			C SI 92 B SI 93 X SI 93 1-1 1B		3	0	1	0	0	0	2
17 Mike Fontenot, L (1, 5) OBP: 0.310, SLG: 0.395													4	0	2	1	0	2	0
18 Geovany Soto, R (1, 2) OBP: 0.333, SLG: 0.266		B FF 91 1 SAFE B FO 85 C FF 91 B CU 72 F FO 86 B FF 92 4-2 13 E 36 1B 1-2 BB		C FF 91 B FC 88 F FC 88 X FC 86 1-2 ③ G5-3		B FC 86 X FF 90 1-0 ③ F7				L FF 92 X FF 93 0-1 ① B1		3	1	0	0	1	1	1
24 Bobby Scales, S (11, PH) OBP: 0.345, SLG: 0.447													1	0	0	0	0	0	1
47 Aaron Heilman, R (11, 1)													0	0	0	0	0	0	0
13 Andrés Blanco, S (1, 4) OBP: 0.143, SLG: 0.214		B FF 93 C FO 86 C CU 70 X FO 86 1-2 ② FC5 36 1B 1-3 2-3f			C SI 89 X CU 71 0-1 ① G4-3		X FF 88 0-0 36 SH1-4 1B			C SI 91 F SI 92 B CH 82 X SI 92 1-2 ② G5-3		F SI 93 1 SAFE S SI 92 B SI 93 F SI 93 1 SAFE B SL 82 F FF 93 X SL 83 2-2 ② F9	5	0	1	0	0	0	3
36 Randy Wells, R (1, 1) OBP: 0.111, SLG: 0.111 49 Carlos Marmol, R (8, 1) 6 Micah Hoffpauir, L (9, PH) OBP: 0.200, SLG: 0.474 63 Kevin Gregg, R (9, 1) 37 Angel Guzman, R (10, 1) 55 Koyie Hill, S (11, PH) OBP: 0.389, SLG: 0.457 (11, 2)	B FF 91 X FF 92 1-0 2-3 3-H 1B				B FF 89 C FF 90 F FF 90 S CU 68 1-3 ② K		X FO 86 0-0 ① SH1-4 1-2			X SI 92 0-0 ③ G6-3		B FF 92 F SI 93 B SI 94 C SL 84 S FF 94 2-3 ③ K	2 0 1 0 0 0 1	0 0 0 0 0 0 0	1 0 0 0 0 0 1	1 0 0 0 0 0 1	0 0 0 0 0 0 1	1 0 0 0 0 0 1	0 0 0 0 0 0 1
Inning Stats	R: 1 E: 0 K: 0 S: 8 H: 1 LOB: 0 BB: 0 P: 11	R: 1 E: 1 K: 0 S: 14 H: 2 LOB: 2 BB: 1 P: 22	R: 0 E: 0 K: 0 S: 7 H: 0 LOB: 0 BB: 0 P: 12	R: 0 E: 0 K: 1 S: 8 H: 0 LOB: 0 BB: 0 P: 13	R: 0 E: 0 K: 1 S: 6 H: 0 LOB: 0 BB: 0 P: 8	R: 2 E: 0 K: 0 S: 12 H: 3 LOB: 1 BB: 0 P: 21	R: 0 E: 0 K: 0 S: 6 H: 1 LOB: 1 BB: 0 P: 9	R: 1 E: 0 K: 1 S: 9 H: 1 LOB: 0 BB: 0 P: 13	R: 0 E: 0 K: 1 S: 7 H: 0 LOB: 0 BB: 0 P: 8	R: 0 E: 0 K: 1 S: 9 H: 1 LOB: 2 BB: 1 P: 17	R: 0 E: 0 K: 1 S: 12 H: 1 LOB: 1 BB: 0 P: 17	R: 0 E: 0 K: 2 S: 8 H: 0 LOB: 1 BB: 1 P: 12	1B: 6 2B: 2 3B: 0 HR: 2	SF: 1 SAC: 1 DP: 0 HBP: 0	WP: 0 PB: 0 SB: 0 CS: 0	PA: 49			

PITCHER	IP	WLS	BF	H	R	ER	SO	BB	IBB	HBP	BLK	WP	HR	S	P	ERA	WHIP
11 Kenshin Kawakami, R (1, 1) ERA: 4.63	7.0		29	7	4	3	2	1	0	0	0	0	1	61	96	3.86	1.143
46 Manny Acosta, R (8, 1) ERA: 3.18	1.0		4	1	1	1	1	0	0	0	0	0	1	9	13	9.00	1.000
58 Peter Moylan, R (9, 1) ERA: 4.82	1.0		3	0	0	0	1	0	0	0	0	0	0	7	8	0.00	0.000
51 Michael Gonzalez, L (10, 1) ERA: 3.13	1.0		5	1	0	0	1	0	1	0	0	0	0	9	17	0.00	1.000
Rafael Soriano, R (11, 1) ERA: 1.14	2.0	W	8	1	0	0	3	1	0	0	0	0	0	20	29	0.00	1.000

PITCHER	IP	WLS	BF	H	R	ER	SO	BB	IBB	HBP	BLK	WP	HR	S	P	ERA	WHIP

Chicago Cubs @ Atlanta Braves

Turner Field, Atlanta, GA

Tue Jun 02 2009, 7:00 PM EDT

Att. 30,262 - Clear - 87 F

TOP

livebaseballscorecards.com

AB	44
R	5
H	10
RBI	5
BB	3
SO	8
LOB	13

Batter	1	2	3	4	5	6	7	8	9	10	11	12	AB	R	H	RBI	BB	SO	LOB
2 Kelly Johnson, L (1, 4) OBP: 0.313, SLG: 0.439	B FC 88 B FF 88 X FF 88 2-0 ① F8			B CH 92 C SI 89 X FF 89 1-1 ① G5-3			X SL 83 0-0 ① P3	B SL 85 B SL 83 B FF 94 C FF 92 F FF 93 B FF 92 4-2 1-2 2-3 3-H BB		B FF 94 B FF 95 X FF 94 2-0 ① SH1-4 1-2		X SI 91 0-0 ① G3	4	0	0	1	1	0	0
19 Yunel Escobar, R (1, 6) OBP: 0.368, SLG: 0.464	X SL 82 0-0 ② P6			C FF 90 H FF 89 1-1 10 G4-6-3 HBP			C SL 84 X SL 85 0-1 ② F7	C SL 84 C SL 84 F FF 94 X SL 84 0-2 ② SF9 2-3 3-H		F FF 95 S FC 91 X SI 95 0-2 ② G6-3 2-3		B SL 81 B CH 84 B SI 93 C SI 91 F SI 92 X SI 93 3-2 10 S 10 1B 1B	4	1	1	1	0	0	1
10 Chipper Jones, S (1, 5) OBP: 0.436, SLG: 0.496	X FF 88 0-0 ③ F7			F FF 89 1 SAFE S FF 89 X FF 90 0-2 ② ③ G4-6-3 1-2f			B FF 90 X SL 83 1-0 1B	B FF 93 F FF 94 B SL 83 B SL 84 C SL 83 X SL 82 3-2 ③ G4-3		I I I IN 79 I 4-0 16 IBB IBB		B SI 92 1 SAFE C SI 90 B CH 83 C CH 84 B SI 92 X SI 92 3-2 1-H 1B	5	0	2	1	1	0	3
16 Brian McCann, L (1, 2) OBP: 0.414, SLG: 0.495		C FF 90 X CH 82 0-1 ① F9			B FF 90 C SI 89 X CH 83 1-1 ① F7		B SI 89 B SI 89 X CH 82 2-0 ③ G5-3		B CU 80 B FF 91 C FF 91 B FF 92 F FF 91 X FF 91 3-2 ① F7	B FC 92 D FC 94 B FC 91 I IN 84 4-0 1-2 IBB			4	0	0	0	1	0	1
18 Garret Anderson, L (1, 7) OBP: 0.290, SLG: 0.377 Rafael Soriano, R (11, 1)		C CH 84 B CH 84 X FF 90 1-1 ② P4			B SL 85 X SL 84 1-0 ② F8			B FF 90 C CH 84 X FF 89 1-1 HR	C FF 92 F FS 84 B FS 84 F FF 92 S FS 83 1-3 K 7 HR	C FC 91 F FF 95 X FC 93 0-2 ③ G3-1			5 0	2 0	1 0	1 0	0 0	1 0	3 0
14 Martin Prado, R (1, 3) OBP: 0.314, SLG: 0.423		C SL 83 B SL 84 F FF 91 B SL 83 X FF 90 2-2 ③ F8			C SL 85 B FF 90 F FF 91 B CH 84 F FC 86 B FF 92 T SL 83 3-2 ③ K			F FF 89 S SI 88 F SL 84 B FF 91 B CH 84 F CH 84 F FF 90 X SL 83 2-2 E3 20 HBP 7 BB 2 BB	C CU 81 X CU 82 0-1 ② F8			B SI 90 B SI 90 C SI 91 X SI 92 2-1 1 G1-3 7 SH1-3 1B	5	1	1	0	0	1	1
7 Jeff Francoeur, R (1, 9) OBP: 0.275, SLG: 0.359			T FF 90 F FF 90 X SL 83 0-2 ① G3			T FF 89 B FF 89 B SI 90 B FF 91 X SL 84 3-1 ① F9		B SL 85 B SL 84 B FF 93 B FF 93 4-0 2 BB 20 HBP 19 SF9 1-2 BB	B FF 92 S FF 93 X FF 92 2-1 1-H HR		1 SAFE X CH 84 0-0 ① SH1-3 1-2	3	2	1	2	1	0	0
1 Grégor Blanco, L (1, 8)			F SL 84 B SI 91 C FF 90 F SL 85 B FF 90 S CH 85 2-3 ② K			C CH 84 T FF 90 B CH 84 F CH 84 X FF 90 1-2 ② P5		C FF 93 X FF 94 0-1 ① L9	B FF 92 C FF 92 B FF 92 F FF 92 F FF 92 S FS 85 2-3 ③ K2-3		F SI 94 B SI 93 X SI 93 1-1 ② G1-3 2-3	5	0	0	0	0	2	3
11 Kenshin Kawakami, R (1, 1) OBP: 0.158, SLG: 0.158 46 Manny Acosta, R (8, 1) 20 Greg Norton, S (8, PH) OBP: 0.308, SLG: 0.194 54 Kris Medlen, S (8, PR) 58 Peter Moylan, R (9, 1) 51 Michael Gonzalez, R (10, 1) 23 Matt Diaz, R (10, PH) OBP: 0.368, SLG: 0.444 (11, 7)			C SL 84 C FF 91 S SL 84 0-3 ③ K			C FF 90 C FF 90 F SL 84 F FF 91 F FF 91 B SI 89 S SL 84 1-3 ③ K		H SL 87 1-0 19 SF9 2 BB 1-2 2-3 HBP		C FC 91 B FC 90 X SI 96 1-1 19 G6-3 2 SH1-4 1B		B SL 82 S SL 82 B SI 94 S SL 82 D SL 82 X SL 82 3-2 ③ F9	2 0 0 0 0 0 0 2	0 0 0 0 0 0 0 0	0 0 0 0 0 0 0 1	0 0 0 0 0 0 0 0	0 0 0 0 0 0 0 0	2 0 0 0 0 0 0 0	0 0 0 0 0 0 0 1
Inning Stats	R: 0 H: 0 E: 0 LOB: 0 K: 0 BB: 0 S: 3 P: 5	R: 0 H: 0 E: 0 LOB: 0 K: 0 BB: 0 S: 7 P: 10	R: 0 H: 0 E: 0 LOB: 0 K: 2 BB: 0 S: 10 P: 12	R: 0 H: 0 E: 0 LOB: 0 K: 0 BB: 0 S: 6 P: 8	R: 0 H: 0 E: 0 LOB: 0 K: 1 BB: 0 S: 7 P: 12	R: 0 H: 0 E: 0 LOB: 0 K: 1 BB: 0 S: 12 P: 17	R: 0 H: 1 E: 0 LOB: 1 K: 0 BB: 0 S: 5 P: 8	R: 3 H: 1 E: 1 LOB: 2 K: 0 BB: 2 S: 19 P: 34	R: 2 H: 1 E: 0 LOB: 0 K: 2 BB: 0 S: 15 P: 23	R: 0 H: 1 E: 0 LOB: 3 K: 0 BB: 2 S: 9 P: 20	R: 0 H: 1 E: 0 LOB: 1 K: 0 BB: 0 S: 8 P: 14	R: 1 H: 2 E: 0 LOB: 1 K: 0 BB: 0 S: 7 P: 13	1B: 5 2B: 0 3B: 0 HR: 2	SF: 1 SAC: 2 DP: 1 HBP: 2	WP: 1 PB: 0 SB: 1 CS: 0	PA: 48			

PITCHER		IP	WLS	BF	H	R	ER	SO	BB	IBB	HBP	BLK	WP	HR	S	P	ERA	WHIP
36 Randy Wells, R ERA: 1.69	(1, 1)	7.0		24	2	2	2	4	0	0	1	0	0	1	58	83	2.57	0.286
49 Carlos Marmol, R ERA: 3.38	(8, 1)	1.0		6	0	1	0	0	2	0	1	0	0	0	11	23	0.00	2.000
63 Kevin Gregg, G ERA: 5.24	(9, 1)	1.0	B	5	1	2	2	2	0	0	0	0	1	1	15	23	18.00	1.000
37 Angel Guzman, R ERA: 2.7	(10, 1)	1.0		6	1	0	0	0	0	2	0	0	0	0	9	20	0.00	1.000
47 Aaron Heilman, R ERA: 5.09	(11, 1)	1.1	L	7	3	1	1	0	0	0	0	0	0	0	15	27	6.75	2.250

PITCHER	IP	WLS	BF	H	R	ER	SO	BB	IBB	HBP	BLK	WP	HR	S	P	ERA	WHIP

BOTTOM

Chicago Cubs @ Atlanta Braves

Turner Field, Atlanta, GA

Tue Jun 02 2009, 7:00 PM EDT

Att. 30,262 - Clear - 87 F

livebaseballscorecards.com

AB	39
R	6
H	7
RBI	6
BB	4
SO	6
LOB	13

Chicago Cubs @ Atlanta Braves

Turner Field, Atlanta, GA

Wed Jun 03 2009, 7:00 PM EDT

Att. 30,646 - Partly Cloudy - 83 F

TOP

livebaseballscorecards.com

Batter	1	2	3	4	5	6	7	8	9	10	11	AB	R	H	RBI	BB	SO	LOB
12 Alfonso Soriano, R (1, 7) OBP: 0.301, SLG: 0.481	X SL 82 0-0 2 G5-4-3 1B			B SL 81 B SI 89 B SI 89 C SI 89 X SI 89 3-1 ① G5-3	X SI 88 0-0 ③ F7			C SI 92 S SL 77 B SI 92 S SL 79 1-3 ① K		C SL 86 S SL 85 X SL 88 0-2 E6 2 G5-4-3		5	0	1	0	0	1	0
2 Ryan Theriot, R (1, 6) OBP: 0.346, SLG: 0.440	C SI 88 B SI 88 X SI 88 1-1 ① ② G5-4-3 1-2f			B SI 89 F SI 89 L SI 90 H SI 88 2-2 25 BB 1 1B 17 2B HBP		C SI 86 B SL 81 X SI 88 1-1 ① G6-3		X SI 92 0-0 1 CS 1B		L SI 94 1 SAFE S SL 87 F SL 87 X SI 94 0-2 ① ② G5-4-3 1-2f		4	1	1	0	0	0	2
1 Kosuke Fukudome, L (1, 9) OBP: 0.434, SLG: 0.500	C SI 89 C SI 90 B SI 90 F SI 91 X SI 89 1-2 ③ G6-3			1 SAFE B SI 88 X SI 89 1-0 25 BB 17 2B 1-2 1B		B SL 81 C SL 82 B SL 83 B SL 81 X SI 87 3-1 ② F7		1 SAFE 1 SAFE F SI 88 C SI 89 1 SAFE B CH 80 S SI 90 1-3 ② ③ K 1-2		B SI 95 C SI 93 B SI 94 C SI 92 C SI 95 2-3 ③ K		5	1	1	0	0	2	1
25 Derrek Lee, R (1, 3) OBP: 0.345, SLG: 0.443		C SI 88 F SI 88 F SL 81 B SI 88 B SI 89 B SI 90 X SI 89 3-2 ① F8		B SI 88 B SI 89 C SL 82 C SI 90 B SI 90 B SL 84 4-2 17 2B 1-2 2-3 BB		S SL 80 C SI 89 B SI 89 X SL 82 1-2 1B			B SL 77 X FF 92 1-0 18 BB 5 HBP 1B		B SI 93 C CU 84 B SL 88 C SI 92 B SI 88 F SI 92 B SI 93 4-2 9 1B 17 F7 6 1B BB	3	1	2	0	2	0	0
17 Mike Fontenot, L (1, 5) OBP: 0.306, SLG: 0.395		C SI 90 F SL 83 B SI 90 B SI 90 T SI 90 2-2 ② K		X SI 89 0-0 1-3 2-H 3-H 2B		C SL 82 1 SAFE B SL 81 B SI 89 F B SL 83 F SI 89 X SI 88 3-2 ③ F9			X FF 91 0-0 ① B1		L SI 93 P PO 88 X SI 92 1-1 ① F7 1-2	5	0	1	2	0	1	3
9 Reed Johnson, R (1, 8) OBP: 0.354, SLG: 0.453		C SI 89 B SI 91 F SI 90 B SI 89 X SI 90 2-2 ③ G6-3		B SL 81 F SI 88 X SL 82 1-1 ② P6			C SI 86 X SI 88 0-1 ① G4-3		F FF 91 1 SAFE X FF 93 0-1 ② F8		B SI 94 B SI 94 F SI 93 B SI 94 C CU 86 X SI 93 3-2 6 1B 2-3 1B	5	0	1	0	0	0	3
55 Kovie Hill, S (1, 2) OBP: 0.386, SLG: 0.438 5 Jake Fox, R (9, PH) OBP: 0.500, SLG: 0.571 37 Angel Guzman, R (9, 1) 6 Micah Hoffpauir, L (11, PH) OBP: 0.336, SLG: 0.480 63 Kevin Gregg, R (11, 1)			B SI 89 B SI 89 C SI 89 B SI 89 B SI 89 4-1 13 G5-4-3 BB	B SL 82 B SL 82 C SL 81 F SL 82 F SI 89 B SL 82 C SL 82 3-3 ③ K			S SL 81 F SI 88 S SL 81 0-3 ② K		B FF 93 F FF 93 1 SAFE H SL 85 2-1 24 FC5 18 BB 1-2 HBP		B SL 79 S SL 83 B SL 83 F SL 84 X SL 84 2-2 24 FC6-4 1-2 3-H 1B	2 0 0 1 0	0 0 0 0 0	0 0 0 1 0	0 0 0 1 0	1 0 0 1 0	2 0 0 0 0	2 0 0 0 0
13 Andrés Blanco, S (1, 4) OBP: 0.176, SLG: 0.294 18 Geovany Soto, R (9, PH) OBP: 0.335, SLG: 0.264 (9, 2)			B SI 88 1 SAFE X SI 88 1-0 ① ② G5-4-3 1-2f		X SI 88 0-0 ① G3		B SI 89 F SI 88 F SL 83 X SI 88 1-2 2B		B FF 93 C FF 92 B FF 94 B SL 80 B FF 93 4-1 24 FC5 1-2 2-3 BB		B CH 82 C SI 91 B CH 83 S CH 82 B FF 92 X SI 92 3-2 ② F9	3 1	0 0	1 0	0 0	0 1	0 0	1 2
30 Ted Lilly, L (1, 1) OBP: 0.120, SLG: 0.125 49 Carlos Marmol, R (8, 1) 24 Bobby Scales, S (9, PH) OBP: 0.333, SLG: 0.429 (9, 4)			C SI 89 S SI 90 X SI 89 0-2 ③ G6-3		B SI 87 C SI 88 F SI 89 C SI 89 1-3 ② K		B SI 87 X SI 87 1-0 ③ G3		C FF 91 S SL 83 X FF 92 1-1 ③ FC5 1-2 2-3f		X 0-0 ③ FC6-4 1-2f	3 0 2	0 0 0	0 0 0	0 0 0	0 0 0	1 0 5	1 0
Inning Stats	R: 0 E: 0 K: 0 S: 7 H: 1 LOB: 0 BB: 0 P: 9	R: 0 E: 0 K: 1 S: 10 H: 0 LOB: 0 BB: 0 P: 17	R: 0 E: 0 K: 0 S: 5 H: 0 LOB: 0 BB: 1 P: 10	R: 2 E: 0 K: 1 S: 15 H: 2 LOB: 2 BB: 1 P: 29	R: 0 E: 0 K: 1 S: 5 H: 0 LOB: 0 BB: 0 P: 6	R: 0 E: 0 K: 0 S: 11 H: 1 LOB: 1 BB: 0 P: 19	R: 0 E: 0 K: 1 S: 9 H: 1 LOB: 1 BB: 0 P: 11	R: 0 E: 0 K: 2 S: 7 H: 1 LOB: 1 BB: 0 P: 9	R: 0 E: 0 K: 0 S: 8 H: 1 LOB: 3 BB: 1 P: 16	R: 0 E: 1 K: 1 S: 10 H: 0 LOB: 0 BB: 0 P: 12	R: 1 E: 0 K: 0 S: 16 H: 2 LOB: 2 BB: 1 P: 28	1B: 7 2B: 3 3B: 0 HR: 0 SF: 0 SAC: 0 DP: 4 HBP: 2	WP: 0 PB: 0 SB: 0 CS: 1 PA: 45						

PITCHER		IP	WLS	BF	H	R	ER	SO	BB	IBB	HBP	BLK	WP	HR	S	P	ERA	WHIP
32 Derek Lowe, R ERA: 3.4	(1, 1)	7.0		27	5	2	2	4	2	0	1	0	0	0	62	101	2.57	1.000
58 Peter Moylan, R ERA: 4.58	(8, 1)	1.0		3	1	0	0	2	0	0	0	0	0	0	7	9	0.00	1.000
51 Michael Gonzalez, L ERA: 3.0	(9, 1)	1.0		6	1	0	0	0	1	0	1	0	0	0	8	16	0.00	2.000
30 Jeff Bennett, R ERA: 2.92	(10, 1)	1.1	L	6	1	1	1	1	1	0	0	0	0	0	19	28	6.75	1.500
34 Eric O'Flaherty, L ERA: 2.89	(11, 1)	0.2		3	1	0	0	0	0	0	0	0	0	0	7	12	0.00	1.500

PITCHER		IP	WLS	BF	H	R	ER	SO	BB	IBB	HBP	BLK	WP	HR	S	P	ERA	WHIP

AB	39
R	3
H	9
RBI	3
BB	4
SO	7
LOB	20

Chicago Cubs @ Atlanta Braves

Turner Field, Atlanta, GA

Wed Jun 03 2009, 7:00 PM EDT
Att. 30,646 - Partly Cloudy - 83 F

livebaseballscorecards.com

Batter	1	2	3	4	5	6	7	8	9	10	11	AB	R	H	RBI	BB	SO	LOB
2 Kelly Johnson, L (1, 4) OBP: 0.315, SLG: 0.444	B SI 86 F SI 85 B SL 81 X SL 83 2-1 2B		B SI 88 C SL 82 F CU 71 X SL 85 1-2 ③ G1-3			F SI 89 C SI 89 B CU 73 B FF 90 X FF 91 2-2 23 FC6-4 19 1B 16 1B 1B	F SI 89 C CU 72 B CU 72 F FF 91 S SL 84 1-3 ② K			C FC 93 F FF 96 F FF 96 X FC 92 0-2 ② G6-3		5	1	2	0	0	1	1
19 Yunel Escobar, R (1, 6) OBP: 0.364, SLG: 0.457	F SL 84 C FF 88 B CU 72 S CU 72 1-3 ① K			B FF 88 F SL 85 C FF 88 S FF 89 1-3 ① K		B FF 89 X SL 83 1-0 23 FC6-4 1-2 1B	B FF 91 B FF 90 X SL 85 2-0 ③ F9			B FF 97 X FC 92 1-0 ③ G6-3		5	0	1	0	0	2	2
23 Matt Diaz, R (1, 7) OBP: 0.352, SLG: 0.421	B FF 89 B SL 84 S SL 85 S SL 83 B CU 73 F SL 85 X FF 90 3-2 ② G6-3			C FF 89 X FF 90 0-1 ② F9		B CU 73 F FF 90 F FF 91 B CU 74 X FF 91 2-2 ② FC6-4 14 1B 16 1B 1-2f 2-3		B SL 83 C SL 83 F FF 94 S SL 84 1-3 ① K			C CU 80 C CU 80 B FF 92 B FF 92 F CU 82 X CU 81 2-2 ① G6-3	5	0	0	0	0	1	3
16 Brian McCann, L (1, 2) OBP: 0.406, SLG: 0.483	C SL 84 C FF 90 C CU 73 0-3 ③ K			B SI 89 F SI 88 X SI 87 1-1 ③ G3		B FF 91 C SI 91 C CU 70 X FF 93 1-2 14 1B 1-2 3-H 1B		B FF 95 C SL 82 B SL 83 X SL 81 2-1 ② G4-3			C CU 82 B FS 84 F FF 91 B CU 81 S FF 93 2-3 ② K	5	0	1	1	0	2	1
14 Martín Prado, R (1, 3) OBP: 0.319, SLG: 0.415		B FF 86 B FF 86 B FF 86 C CH 82 X CH 80 3-1 ① P6			B FF 88 B FF 87 B CH 82 B CH 82 4-0 BB	C FF 91 F FF 92 X CU 73 0-2 1-2 2-3 1B		C FF 94 B FF 93 C SL 82 F SL 84 X FF 92 1-2 ③ F8			X CU 82 0-0 ③ G5-3	4	0	1	0	1	0	0
7 Jeff Francoeur, R (1, 9) OBP: 0.275, SLG: 0.357 26 Brian Barton, R (9, PR) (10, 9)		X SI 88 0-0 ② F9			F FF 89 X SI 90 0-1 ① F9	F SL 86 S SL 85 F SL 84 B CU 74 S SL 84 1-3 ③ K			C FC 90 B FC 92 B SI 95 X FC 91 2-1 1 CS 1B			4 0	0 0	1 0	0 0	0 0	1 0	4 0
27 Diory Hernandez, R (1, 5) OBP: 0.179, SLG: 0.185 58 Peter Moylan, R (8, 1) 51 Michael Gonzalez, R (9, 1) 18 Garret Anderson, L (9, PH) OBP: 0.286, SLG: 0.374 30 Jeff Bennett, R (10, 1) 34 Eric O'Flaherty, L (11, 1)		C FF 86 B CH 76 F SL 83 B FF 88 S SI 88 2-3 ③ K			B FF 89 1 SAFE C SL 83 X FF 90 1-1 ② P3		F FF 88 X SL 84 0-1 ① G4-3		1 SAFE B FC 90 1 SAFE 1 SAFE X FC 92 1-0 ① F8		3 0 0 1 0 0	0 0 0 0 0 0	0 0 0 0 0 0	0 0 0 0 0 0	0 0 0 0 0 0	1 0 0 0 0 0	1 0 0 1 0 0
1 Grégor Blanco, L (1, 8)		B SI 84 C SI 86 F SI 86 B SL 84 F SL 81 F SI 89 X SL 81 2-2 ① F8			C SI 90 1 SAFE X FF 88 0-1 ③ G6-3		X SI 89 0-0 E1 10 2B		1 SAFE B SI 93 1 SAFE B FC 92 C SI 96 X SI 95 2-1 ② ③ G1-3 1-2			4	1	0	0	0	0	2
32 Derek Lowe, R (1, 1) OBP: 0.261, SLG: 0.190 10 Chipper Jones, S (7, PH) OBP: 0.437, SLG: 0.503 (8, 5)		F FF 88 C SL 84 B CU 72 X SL 84 1-2 ② G5-3				S FF 89 C CU 70 B SL 85 B FF 90 C SL 82 2-3 ① K	C FF 90 1 SAFE B CU 73 X CH 80 1-1 1-H 2B			B FC 92 C FF 96 B FC 92 B FC 92 T FF 96 C SI 95 3-3 ① K		2 2	0 0	0 1	0 1	0 0	1 1	0 0
Inning Stats	R: 0 E: 0 K: 2 S: 12 H: 1 LOB: 1 BB: 0 P: 18	R: 0 E: 0 K: 1 S: 6 H: 0 LOB: 0 BB: 0 P: 11	R: 0 E: 0 K: 0 S: 12 H: 0 LOB: 0 BB: 0 P: 16	R: 0 E: 0 K: 1 S: 7 H: 0 LOB: 0 BB: 0 P: 9	R: 0 E: 0 K: 0 S: 6 H: 0 LOB: 1 BB: 1 P: 11	R: 1 E: 0 K: 2 S: 20 H: 4 LOB: 3 BB: 0 P: 29	R: 1 E: 1 K: 1 S: 10 H: 1 LOB: 1 BB: 0 P: 14	R: 0 E: 0 K: 1 S: 9 H: 0 LOB: 0 BB: 0 P: 13	R: 0 E: 0 K: 0 S: 5 H: 1 LOB: 1 BB: 0 P: 10	R: 0 E: 0 K: 1 S: 8 H: 0 LOB: 0 BB: 0 P: 12	R: 0 E: 0 K: 1 S: 8 H: 0 LOB: 0 BB: 0 P: 12	1B: 5 2B: 2 3B: 0 HR: 0	SF: 0 SAC: 0 DP: 0 HBP: 0			WP: 0 PB: 0 SB: 0 CS: 1	PA: 41	

PITCHER		IP	WLS	BF	H	R	ER	SO	BB	IBB	HBP	BLK	WP	HR	S	P	ERA	WHIP
30 Ted Lilly, L ERA: 3.28	(1, 1)	7.0		29	6	2	1	7	1	0	0	0	0	0	73	108	1.29	1.000
49 Carlos Marmol, R ERA: 3.24	(8, 1)	1.0		3	0	0	0	1	0	0	0	0	0	0	9	13	0.00	0.000
37 Angel Guzman, R ERA: 2.49	(9, 1)	2.0	W	6	1	0	0	1	0	0	0	0	0	0	13	22	0.00	0.500
63 Kevin Gregg, R ERA: 5.01	(11, 1)	1.0	S	3	0	0	0	1	0	0	0	0	0	0	8	12	0.00	0.000

PITCHER	IP	WLS	BF	H	R	ER	SO	BB	IBB	HBP	BLK	WP	HR	S	P	ERA	WHIP

AB	40
R	2
H	7
RBI	2
BB	1
SO	10
LOB	15

Milwaukee Brewers @ Atlanta Braves

Turner Field, Atlanta, GA

Fri Jun 05 2009, 7:30 PM EDT

Att. 23,327 - Cloudy - 72 F

TOP

livebaseballscorecards.com

Batter	1	2	3	4	5	6	7	8	9	AB	R	H	RBI	BB	SO	LOB
30 Craig Counsell, L (1, 4) OBP: 0.372, SLG: 0.382	G6-3		7 FC5-4 1B		G5-3	1B			F8	5	0	2	0	0	0	0
7 J.J. Hardy, R (1, 6) OBP: 0.317, SLG: 0.373	K		FC5-4 1-2f		8 E 8 1B 25 FC6-4 1B	G6-3			F9	5	1	1	0	0	1	2
8 Ryan Braun, R (1, 7) OBP: 0.417, SLG: 0.533	K			K	E6 25 FC6-4 24 1B 1-3 1B		P6		K	5	1	1	0	0	3	0
28 Prince Fielder, L (1, 3) OBP: 0.427, SLG: 0.571		BB		24 2B 2B	I IN 63 I IN 68 I IN 68 I IN 67	25 FC6-4 IBB	25 G6-4-3 1B			2	1	2	0	2	0	0
25 Mike Cameron, R (1, 8) OBP: 0.383, SLG: 0.528		K		24 2B BB	FC6-4 24 1B 1-2f 2-3 3-H		G6-4-3 1-2f			3	1	0	1	1	1	4
24 Mat Gamel, L (1, 5) OBP: 0.341, SLG: 0.410 2 Bill Hall, R (8, 5) OBP: 0.280, SLG: 0.354		F7		18 E 2B 1-H 2-H	C 1 SAFE X CH 82 1-3 3-H 1B			P4		4 0	0 0	2 0	3 0	0 0	0 0	1 0
1 Corey Hart, R (1, 9) OBP: 0.317, SLG: 0.402		F8		K	K			F8		4	0	0	0	0	2	4
18 Jason Kendall, R (1, 2) OBP: 0.309, SLG: 0.266			G6-3	E5 2-3		49 B1-6-4 1B				4	0	2	0	0	0	1
49 Yovani Gallardo, R (1, 1) OBP: 0.154, SLG: 0.385 12 Carlos Villanueva, R (9, 1) OBP: 0.333, SLG: 0.333			K	K		B1-6-4 1-2f		FC6-4 1-2f		4 0	0 0	0 0	0 0	0 0	2 0	4 0

Inning Stats	1	2	3	4	5	6	7	8	9
	R: 0 E: 0 K: 2 S: 9	H: 0 LOB: 0 BB: 0 P: 13	R: 0 E: 0 K: 1 S: 9	H: 0 LOB: 1 BB: 1 P: 17	R: 0 E: 0 K: 1 S: 9	H: 1 LOB: 1 BB: 0 P: 12	R: 2 E: 1 K: 3 S: 15	H: 2 LOB: 2 BB: 1 P: 24	R: 2 E: 1 K: 1 S: 13	H: 3 LOB: 2 BB: 1 P: 22	R: 0 E: 0 K: 0 S: 9	H: 2 LOB: 1 BB: 0 P: 14	R: 0 E: 0 K: 0 S: 4	H: 1 LOB: 0 BB: 0 P: 7	R: 0 E: 0 K: 0 S: 9	H: 1 LOB: 1 BB: 0 P: 12	R: 0 E: 0 K: 1 S: 8	H: 0 LOB: 0 BB: 0 P: 12

PITCHER		IP	WLS	BF	H	R	ER	SO	BB	IBB	HBP	BLK	WP	HR	S	P	ERA	WHIP	PITCHER		IP	WLS	BF	H	R	ER	SO	BB	IBB	HBP	BLK	WP	HR	S	P	ERA	WHIP
49 Jair Jurrjens, R ERA: 2.84	(1, 1)	7.0	L	32	9	4	4	8	2	1	0	0	0	0	68	109	5.14	1.571																			
34 Eric O'Flaherty, L ERA: 2.75	(8, 1)	1.0		4	1	0	0	0	0	0	0	0	0	0	9	12	0.00	1.000																			
46 Manny Acosta, R ERA: 2.7	(9, 1)	1.0		3	0	0	0	1	0	0	0	0	0	0	8	12	0.00	0.000																			

AB	36
R	4
H	10
RBI	4
BB	3
SO	9
LOB	16

1B: 8	SF: 0	WP: 0	PA: 39
2B: 2	SAC: 0	PB: 0	
3B: 0	DP: 2	SB: 0	
HR: 0	HBP: 0	CS: 0	

BOTTOM

Milwaukee Brewers @ Atlanta Braves

Turner Field, Atlanta, GA

Fri Jun 05 2009, 7:30 PM EDT
Att. 23,327 - Cloudy - 72 F

livebaseballscorecards.com

Batter	1	2	3	4	5	6	7	8	9	AB	R	H	RBI	BB	SO	LOB
2 Kelly Johnson, L (1, 4) OBP: 0.314, SLG: 0.436	B FF 90 B SI 91 F SI 91 F FF 91 C CU 80 2-3 ① K		B CU 81 C CU 80 B CU 79 B SI 94 C FF 93 D CU 81 4-2 19 FC6-4 BB		C SI 93 B CH 88 C CU 80 X FF 93 1-2 ③ L8			X CH 87 0-0 ② L6		3	0	0	0	1	1	0
19 Yunel Escobar, R (1, 6) OBP: 0.357, SLG: 0.446	B FF 92 X FF 92 1-0 ② P6		C SL 86 X CU 80 0-1 ③ FC6-4 1-2f			B CU 79 X SL 83 1-0 ① G4-3		F FF 93 B CU 82 X CU 79 1-1 ③ G6-3		4	0	0	0	0	0	2
13 Nate McLouth, L (1, 8) OBP: 0.342, SLG: 0.459	B FF 93 B FF 93 C FF 91 F CU 80 X FF 93 2-2 ③ G1-3			B FF 92 C FF 92 F CU 80 F FF 94 X SL 86 1-2 ① P3		S FF 94 B CU 80 X SL 85 1-1 ② G4-3			C FF 87 X CU 75 0-1 ① G3	4	0	0	0	0	0	0
10 Chipper Jones, S (1, 5) OBP: 0.433, SLG: 0.493		B FF 91 B FF 92 B FF 92 B SI 92 4-0 18 G4-6-3 BB		B CU 80 B CU 79 S FF 92 X FF 93 2-1 ② L4		X SI 92 0-0 ③ F8			T FF 87 F CH 82 B CU 74 S SL 82 1-3 ② K	3	0	0	0	1	1	0
16 Brian McCann, L (1, 2) OBP: 0.408, SLG: 0.487		B CU 78 F FF 91 F CU 78 B CU 80 C FF 93 2-3 ① K		F FF 92 B FF 93 B CU 80 F CH 87 B FF 93 B FF 94 4-2 18 BB BB			X CH 86 0-0 2B		C FF 88 B FF 89 S CH 82 B SL 83 X CU 73 2-2 ③ L4	3	0	1	0	1	1	1
18 Garret Anderson, L (1, 7) OBP: 0.289, SLG: 0.368		B FF 93 B CU 78 X FF 92 2-0 ② ③ G4-6-3 1-2f		B CU 79 B FF 92 F CH 86 B CU 79 B FF 93 4-1 1-2 BB			C FF 92 F CU 79 S CU 80 0-3 ① K			2	0	0	0	1	1	2
7 Jeff Francoeur, R (1, 9) OBP: 0.271, SLG: 0.351			B SL 85 B SL 85 C FF 91 F SI 92 B CU 81 S FF 92 3-3 ① K	D SL 87 X SL 86 1-0 ③ F9			F SL 84 B SL 84 F SL 84 C FF 94 1-3 ② K			3	0	0	0	0	2	3
14 Martin Prado, R (1, 3) OBP: 0.319, SLG: 0.424			C FF 92 B CU 81 B SL 87 X FF 93 2-1 2B		B SI 91 B FF 91 C FF 91 X FF 91 2-1 ① P4		B FF 93 B FF 92 C FF 92 F FF 92 F FF 93 F CU 80 B FF 94 X FF 94 3-2 ③ P5			3	0	1	0	0	0	1
49 Jair Jurrjens, R (1, 1) OBP: 0.200, SLG: 0.174 34 Eric O'Flaherty, L (8, 1) 20 Greg Norton, S (8, PH) OBP: 0.300, SLG: 0.188 46 Manny Acosta, R (9, 1)			B CU 80 B FF 93 X FF 92 2-0 ② L9		C FF 93 C FF 93 S CU 82 0-3 ② K			B FF 92 F FF 91 B CU 80 B FF 92 F FF 91 X FF 93 3-2 ① F7		2 0 1 0	0 0 0 0	0 0 0 0	0 0 0 0	1 0 0 0	0 0 0 0	1 0 0 0
Inning Stats	R: 0 E: 0 K: 1 S: 7 H: 0 LOB: 0 BB: 0 P: 12	R: 0 E: 0 K: 1 S: 4 H: 0 LOB: 0 BB: 1 P: 12	R: 0 E: 0 K: 1 S: 10 H: 1 LOB: 2 BB: 1 P: 21	R: 0 E: 0 K: 0 S: 10 H: 0 LOB: 2 BB: 2 P: 22	R: 0 E: 0 K: 1 S: 8 H: 0 LOB: 0 BB: 0 P: 11	R: 0 E: 0 K: 0 S: 4 H: 0 LOB: 0 BB: 0 P: 6	R: 0 E: 0 K: 2 S: 12 H: 1 LOB: 1 BB: 0 P: 16	R: 0 E: 0 K: 0 S: 6 H: 0 LOB: 0 BB: 0 P: 10	R: 0 E: 0 K: 1 S: 8 H: 0 LOB: 0 BB: 0 P: 11	1B: 0 2B: 2 3B: 0 HR: 0	SF: 0 SAC: 0 DP: 1 HBP: 0					WP: 0 PB: 0 SB: 0 CS: 0	PA: 32

	AB	28
	R	0
	H	2
	RBI	0
	BB	4
	SO	7
	LOB	10

PITCHER		IP	WLS	BF	H	R	ER	SO	BB	IBB	HBP	BLK	WP	HR	S	P	ERA	WHIP
49 Yovani Gallardo, R ERA: 2.84	(1, 1)	8.0	W	29	2	0	0	6	4	0	0	0	0	0	61	110	0.00	0.750
12 Carlos Villanueva, R ERA: 3.46	(9, 1)	1.0		3	0	0	0	1	0	0	0	0	0	0	8	11	0.00	0.000

PITCHER		IP	WLS	BF	H	R	ER	SO	BB	IBB	HBP	BLK	WP	HR	S	P	ERA	WHIP

Batter	1	2	3	4	5	6	7	8	9	AB	R	H	RBI	BB	SO	LOB
30 Craig Counsell, L (1, 4) OBP: 0.376, SLG: 0.394	C FF 90 B SL 88 B FF 90 X FF 91 2-1 G4-3			C CH 80 F SL 85 X FF 91 0-2 F7		B SL 85 C SL 85 F SL 85 B CH 75 X CU 74 2-2 2-H 2B		1 SAFE B SI 88 1 SAFE C SI 89 1 SAFE F SI 90 B SL 77 F SI 92 X SI 91 2-2 7 G4-3 1-2 1B		4	0	2	1	0	0	0
7 J.J. Hardy, R (1, 6) OBP: 0.311, SLG: 0.365	B SI 91 B SI 92 X FF 91 2-0 G6-3			C SL 84 F SL 84 X FF 91 0-2 G4-3		B FF 87 T SL 87 C FF 89 B SL 88 C FF 90 2-3		C SI 89 1 SAFE X SI 89 0-1 G4-3 1-2		4	0	0	0	0	1	2
8 Ryan Braun, R (1, 7) OBP: 0.410, SLG: 0.523	B SI 91 B CU 74 C CU 74 F FF 91 F FF 91 F FF 93 C CU 64 2-3			B FF 91 C FF 90 B SI 92 F FF 92 X FF 92 2-2 L4		B SI 92 B FF 92 C SI 92 S FF 92 F FF 94 S FF 92 2-3		C SL 78 B SI 92 T SI 89 C SL 78 1-3		4	0	0	0	0	3	2
28 Prince Fielder, L (1, 3) OBP: 0.433, SLG: 0.603		B X FF 89 1-0 P4			B FF 90 X CH 76 1-0 HR		X SL 82 0-0 HR		B FF 92 B SI 93 C FF 93 B SI 94 B FF 93 4-1 1 1B BB	3	2	2	2	1	0	0
25 Mike Cameron, R (1, 8) OBP: 0.381, SLG: 0.522 14 Casey McGehee, R (9, 5) OBP: 0.321, SLG: 0.327		B FF 88 X CU 72 1-0 24 G3-6-3 1B			C SL 83 C FF 91 B CU 75 B SL 84 S FF 93 2-3 K		T SI 91 X CH 84 0-1 G5-3		B SL 83 C FF 93 C FF 91 D SL 82 C SL 82 2-3 K	4 0	0 0	1 0	0 0	0 0	2 0	1 0
24 Mat Gamel, L (1, 5) OBP: 0.340, SLG: 0.429 2 Bill Hall, R (7, 5) OBP: 0.278, SLG: 0.351 (9, 8)		1 SAFE F FF 89 X SL 85 0-1 G3-6-3 1-2f			C CU 75 S CH 82 C SL 84 0-3		X FF 91 0-0 2B		C SL 81 B FF 93 X FF 92 1-1 F9	3 1	0 0	1 0	0 0	0 0	1 0	1 1
1 Corey Hart, R (1, 9) OBP: 0.316, SLG: 0.399			B SL 84 F SI 90 F SL 84 F FF 92 S CH 78 1-3 K		B SL 84 F CU 73 C SL 85 X CH 77 1-2 G6-3		X SL 75 0-0 F8		C FF 94 S FF 94 B SL 83 B SL 83 X FF 93 2-2 1-2 1B	4	0	1	0	0	1	1
18 Jason Kendall, R (1, 2) OBP: 0.308, SLG: 0.266			C SI 89 F SL 86 S CH 78 0-3 K			F FF 87 S SL 84 B CU 68 X SL 86 1-2 37 SH1-4 30 2B 1B	B SI 90 B SI 89 B SI 91 C SI 90 F SI 90 F SI 91 X SI 90 3-2 G5-3		X FF 93 0-0 P2	4	1	1	0	0	1	3
37 Jeff Suppan, R (1, 1) OBP: 0.250, SLG: 0.176 60 Todd Coffey, R (6, 1) 57 Mitch Stetter, L (6, 1) 22 Jody Gerut, L (8, PH) OBP: 0.245, SLG: 0.349 12 Carlos Villanueva, R (8, 1) OBP: 0.333, SLG: 0.333 51 Trevor Hoffman, R (9, 1)			B FF 88 B SI 88 C FF 86 C SI 88 F CU 74 X SL 83 2-2 P3			X CH 77 0-0 SH1-4 1-2		C SI 90 B CH 79 B CH 80 B SI 92 B SI 91 4-1 30 CS BB		1 0 0 0 0 0 0	0 0 0 0 0 0 0	0 0 0 0 1 0 0	0 0 0 0 0 0 0	0 0 0 0 0 0 0	0 0 0 0 0 0 0
Inning Stats	R: 0 E: 0 K: 1 S: 8 H: 0 LOB: 0 BB: 0 P: 14	R: 0 E: 0 K: 0 S: 4 H: 1 LOB: 0 BB: 0 P: 6	R: 0 E: 0 K: 2 S: 11 H: 0 LOB: 0 BB: 0 P: 14	R: 0 E: 0 K: 0 S: 9 H: 0 LOB: 0 BB: 0 P: 11	R: 1 E: 0 K: 2 S: 10 H: 1 LOB: 0 BB: 0 P: 14	R: 1 E: 0 K: 2 S: 14 H: 2 LOB: 1 BB: 0 P: 21	R: 1 E: 0 K: 0 S: 9 H: 2 LOB: 1 BB: 0 P: 12	R: 0 E: 0 K: 1 S: 10 H: 1 LOB: 1 BB: 1 P: 17	R: 0 E: 0 K: 1 S: 10 H: 1 LOB: 2 BB: 1 P: 19	1B: 4 2B: 2 3B: 0 HR: 2 SF: 0 SAC: 1 DP: 1 HBP: 0						

TOP

Milwaukee Brewers @ Atlanta Braves

Turner Field, Atlanta, GA

Sat Jun 06 2009, 7:00 PM EDT

Att. 32,721 - Partly Cloudy - 80 F

livebaseballscorecards.com

AB	32
R	3
H	8
RBI	3
BB	2
SO	9
LOB	11

PITCHER		IP	WLS	BF	H	R	ER	SO	BB	IBB	HBP	BLK	WP	HR	S	P	ERA	WHIP
33 Javier Vazquez, R ERA: 3.54	(1, 1)	6.0	L	21	4	2	2	7	0	0	0	0	0	1	56	80	3.00	0.667
34 Eric O'Flaherty, L ERA: 3.15	(7, 1)	0.1		3	2	1	1	0	0	0	0	0	0	1	4	4	27.00	6.000
58 Peter Moylan, R ERA: 4.22	(7, 1)	1.2		6	1	0	0	1	1	0	0	0	0	0	15	25	0.00	1.200
Rafael Soriano, R ERA: 1.09	(9, 1)	1.0		5	1	0	0	1	1	0	0	0	0	0	10	19	0.00	2.000

PITCHER	IP	WLS	BF	H	R	ER	SO	BB	IBB	HBP	BLK	WP	HR	S	P	ERA	WHIP

Milwaukee Brewers @ Atlanta Braves

Turner Field, Atlanta, GA

Sat Jun 06 2009, 7:00 PM EDT
Att. 32,721 - Partly Cloudy - 80 F

livebaseballscorecards.com

Batter	1	2	3	4	5	6	7	8	9	AB	R	H	RBI	BB	SO	LOB
2 Kelly Johnson, L (1, 4) OBP: 0.311, SLG: 0.429	C FC 85 B FF 85 S SI 86 X CU 71 1-2 F9 ①	X CH 80 0-0 G4-3 ③			C CH 78 X FF 86 0-1 L6 ①	C FF 86 C SL 79 S SL 80 0-3 K ③			B FF 84 X FF 84 1-0 19 DI 1B	5	0	1	0	0	1	5
19 Yunel Escobar, R (1, 6) OBP: 0.353, SLG: 0.440	B FF 88 F FC 83 L CU 72 B FC 84 S FC 83 2-3 K ②		C FF 87 B FC 81 X SI 86 1-1 G5-3 ①		B FC 83 X FC 82 1-0 13 FC9-6 1B		B FF 85 C FF 86 B SL 79 F FF 85 X SL 80 2-2 G5-3 ①		C FC 84 F CH 72 D CH 73 X FF 85 1-2 F9 ③	5	0	1	0	0	1	1
13 Nate McLouth, L (1, 8) OBP: 0.345, SLG: 0.457	B FF 85 C FF 86 F FC 85 X CU 73 1-2 10 S 1B		C FF 87 C FC 88 B SI 87 B FC 88 B SI 88 B CH 80 4-2 BB		C FF 86 B SI 87 1 SAFE X FF 87 1-1 FC9-6 ② 1-2f		B FF 86 B FF 87 F FF 87 C SL 79 X SL 80 2-2 F9 ②			3	0	1	0	1	0	1
10 Chipper Jones, S (1, 5) OBP: 0.431, SLG: 0.486 27 Diory Hernandez, R (6, 5) OBP: 0.172, SLG: 0.179	C FF 87 C FF 86 B FC 85 D CU 72 F FC 87 B CU 72 F CU 73 B FC 84 4-2 1-2 BB		X FF 87 0-0 F7 ②		D CU 72 C FF 87 C SI 86 B FC 85 B CU 72 X SI 88 3-2 G4-3 ③		B FF 87 X FF 86 1-0 F8 ③			2 1	0 0	0 0	0 0	1 0	0 0	2 0
16 Brian McCann, L (1, 2) OBP: 0.404, SLG: 0.496	D CU 72 C SI 87 X CU 71 1-1 P5 ③		1 SAFE B SI 86 C FF 87 1 SAFE X CU 72 1-1 F7 ③			B CU 70 C SI 86 B CU 70 X SI 86 2-1 18 FC3-2 3B		C FF 86 T FF 87 F SL 81 B CU 75 S CH 82 1-3 K ①		4	0	1	0	0	1	3
18 Garret Anderson, L (1, 7) OBP: 0.280, SLG: 0.355		B SI 84 C CH 78 B CU 70 F SI 86 X CU 71 2-2 P6 ①		C SI 85 F CH 84 B CU 72 X CU 71 1-2 P5 ①		F CU 70 X SI 87 0-1 FC3-2 14 S 7 BB ① 3-H		C CH 79 S CU 76 B FF 89 S SL 80 1-3 K ②		4	0	0	0	0	1	1
7 Jeff Francoeur, R (1, 9) OBP: 0.275, SLG: 0.351		S FC 82 F FC 81 B CU 69 B FF 88 B FC 83 X FC 82 3-2 33 SH1-4 14 1B 1B		S FC 79 X FF 88 0-1 L6 ②		C FC 85 B FC 82 F FC 82 B FF 88 B FC 79 B CU 73 4-2 14 S 1-2 BB		X SL 79 0-0 F8 ③		3	0	1	0	1	0	0
14 Martín Prado, R (1, 3) OBP: 0.327, SLG: 0.427		F FF 86 F FC 82 X FF 86 0-2 33 SH1-4 1-2 1B		C FF 87 S FC 83 X CU 72 0-2 1B		C SI 93 C B SI 93 B SL 84 B SI 94 F SI 94 C SL 83 3-3 K ② 1-2 2-3			X FF 84 0-0 F8 ①	4	0	2	0	0	1	2
33 Javier Vazquez, R (1, 1) OBP: 0.136, SLG: 0.190 20 Greg Norton, S (6, PH) OBP: 0.317, SLG: 0.188 34 Eric O'Flaherty, L (7, 1) 58 Peter Moylan, R (7, 1) Rafael Soriano, R (9, 1) 23 Matt Diaz, R (9, PH) OBP: 0.349, SLG: 0.417		C FC 80 X FC 81 0-1 SH1-4 ② 1-2 2-3		C FC 86 F FC 82 B FC 82 F FF 88 B CU 73 B FC 83 C FC 86 3-3 K ③		B SI 96 S SI 95 B SI 94 B SL 84 D SI 95 4-1 BB			C FF 83 B SL 80 F SL 79 X FF 85 1-2 G6-3 ②	1 0 0 0 0 1	0 0 0 0 0 0	0 0 0 0 0 0	0 1 0 0 0 0	0 0 0 0 0 0	1 0 0 0 0 0	1 0 0 0 0 0
Inning Stats	R: 0 E: 0 K: 1 S: 15 H: 1 LOB: 2 BB: 1 P: 24	R: 0 E: 0 K: 0 S: 12 H: 2 LOB: 2 BB: 0 P: 17	R: 0 E: 0 K: 0 S: 7 H: 0 LOB: 1 BB: 1 P: 13	R: 0 E: 0 K: 1 S: 12 H: 1 LOB: 1 BB: 0 P: 16	R: 0 E: 0 K: 0 S: 8 H: 1 LOB: 1 BB: 0 P: 13	R: 0 E: 0 K: 2 S: 14 H: 1 LOB: 3 BB: 2 P: 27	R: 0 E: 0 K: 0 S: 7 H: 0 LOB: 0 BB: 0 P: 12	R: 0 E: 0 K: 2 S: 8 H: 0 LOB: 0 BB: 0 P: 10	R: 0 E: 0 K: 0 S: 8 H: 1 LOB: 1 BB: 0 P: 11	1B: 6 2B: 0 3B: 1 HR: 0 SF: 0 SAC: 1 DP: 0 HBP: 0						

AB	33
R	0
H	7
RBI	0
BB	4
SO	6
LOB	16

WP: 0	PA: 38
PB: 0	
SB: 3	
CS: 0	

PITCHER	IP	WLS	BF	H	R	ER	SO	BB	IBB	HBP	BLK	WP	HR	S	P	ERA	WHIP
37 Jeff Suppan, R (1, 1) ERA: 4.66	5.1	W	25	6	0	0	2	3	0	0	0	0	0	60	95	0.00	1.688
60 Todd Coffey, R (6, 1) ERA: 2.33	0.1	H	2	0	0	0	1	1	0	0	0	0	0	5	12	0.00	3.000
57 Mitch Stetter, L (6, 1) ERA: 3.5	1.1	H	4	0	0	0	1	0	0	0	0	0	0	10	15	0.00	0.000
12 Carlos Villanueva, R (8, 1) ERA: 3.33	1.0	H	3	0	0	0	2	0	0	0	0	0	0	8	10	0.00	0.000
51 Trevor Hoffman, R (9, 1) ERA:	1.0	S	4	1	0	0	0	0	0	0	0	0	0	8	11	0.00	1.000

PITCHER	IP	WLS	BF	H	R	ER	SO	BB	IBB	HBP	BLK	WP	HR	S	P	ERA	WHIP

Batter	1	2	3	4	5	6	7	8	9	AB	R	H	RBI	BB	SO	LOB
30 Craig Counsell, L (1, 4) OBP: 0.370, SLG: 0.402	B FF 93 C FF 93 X FF 93 1-1 ① F9			C FF 91 X FF 92 0-1 ① G3-1	C CU 76 F FF 94 B SL 87 F FF 89 X FF 95 1-2 ③ F8		B SI 92 C SI 92 B SL 87 S SL 84 B SI 92 F SI 91 X SI 91 3-2 3B		C FF 94 C SL 84 B FF 96 D SL 86 S SL 83 2-3 ③ 1-2 K	5	0	1	0	0	1	2
7 J.J. Hardy, R (1, 6) OBP: 0.310, SLG: 0.359	B FF 94 C FF 94 B FF 87 X FF 94 2-1 ② P3			B FF 92 C FF 94 C FF 95 F FF 96 X FF 95 1-2 E6 8 HR		B SL 82 F FF 90 B FF 93 B FF 93 B FF 93 4-1 8 HR BB	B SI 93 C SL 89 B SI 93 B CU 84 X FF 89 3-1 ② G2-3			3	2	0	0	1	0	1
8 Ryan Braun, R (1, 7) OBP: 0.412, SLG: 0.552	C FF 95 X CU 77 0-1 ③ G5-3			D FF 87 X FF 94 1-0 1-H HR		C FF 92 S SL 84 X FF 94 0-2 1-H HR	B FF 93 C SI 94 B SI 94 X SI 94 2-1 ③ G6-3			4	2	2	4	0	0	1
28 Prince Fielder, L (1, 3) OBP: 0.430, SLG: 0.596		C FF 94 C CU 76 B FF 94 F SL 86 S FF 95 1-3 ① K		B SL 86 S SL 87 X FF 94 1-1 ② F9		C CU 76 C FF 94 B CH 83 X FF 94 1-2 25 HR 1B		X FF 90 0-0 ① F8		4	1	1	0	0	1	0
25 Mike Cameron, R (1, 8) OBP: 0.383, SLG: 0.535		C SL 86 F SL 86 B FF 96 S FF 96 1-3 ② K		C FF 94 B CU 77 B FF 88 B CU 76 X SL 86 3-1 ③ G5-3		F FF 92 X FF 92 0-1 1-H HR		B FF 91 B SL 83 F SL 83 B FF 92 B SI 92 4-1 24 CS BB		3	1	1	2	1	1	0
24 Mat Gamel, L (1, 5) OBP: 0.314, SLG: 0.391 2 Bill Hall, R (8, 5)		C FF 95 C CU 77 S CU 76 0-3 ③ K2-3			B CU 74 B CU 74 B FF 93 C FF 92 X FF 94 3-1 ① P6	C SL 84 B CU 75 F CU 75 B CU 75 C FF 94 2-3 ① K		1 SAFE C SL 84 B FF 92 F FF 92 1 SAFE B FF 92 F SL 84 1 SAFE S FF 93 2-3 ②③ 1-2 K		4 0	0 0	0 0	0 0	0 0	3 0	1 0
1 Corey Hart, R (1, 9) OBP: 0.311, SLG: 0.393 57 Mitch Stetter, L (6, 1) 60 Todd Coffey, R (7, 1) 12 Carlos Villanueva, R (8, 1) OBP: 0.333, SLG: 0.333 14 Casey McGehee, R (9, PH) OBP: 0.333, SLG: 0.327			B FF 94 X FF 92 1-0 ① F9		X FF 88 0-0 ② G1-3	S CU 74 B FF 94 B SL 86 X SL 83 2-1 ② G4-3			F FF 92 B SL 82 B FF 94 F FF 92 B SL 87 B FF 94 4-2 18 G3-6-3 BB	3 0 0 0 0	0 0 0 0 0	0 0 0 0 0	0 0 0 0 0	0 0 0 0 1	0 0 0 0 0	0 0 0 0 0
18 Jason Kendall, R (1, 2) OBP: 0.307, SLG: 0.265			C FF 93 F FF 95 F FF 94 X FF 93 0-2 ② G5-3		B FF 94 B SL 87 X FF 94 2-0 26 S 26 2B 1B	X FF 92 0-0 ③ F8			B FF 92 B FF 92 C FF 92 X FF 92 2-1 ①② 1-2f G3-6-3	4	1	1	0	0	0	1
26 Manny Parra, L (1, 1) OBP: 0.190, SLG: 0.167 22 Jody Gerut, L (6, 9) OBP: 0.243, SLG: 0.346 11 Mike Rivera, R (9, PH) OBP: 0.351, SLG: 0.394			C FF 92 S FF 93 B FF 94 S CU 77 1-3 ③ K		S SL 84 B FF 93 F FF 94 B CU 76 X FF 94 2-2 1-H 2B		X SI 92 0-0 ① L9		H FF 95 1-0 30 S HBP	2 1 0	0 0 0	1 0 0	1 0 0	0 0 0	1 0 0	0 0 0
Inning Stats	R: 0 E: 0 K: 0 S: 6 H: 0 LOB: 0 BB: 0 P: 9	R: 0 E: 0 K: 3 S: 10 H: 0 LOB: 0 BB: 0 P: 12	R: 0 E: 0 K: 1 S: 8 H: 0 LOB: 0 BB: 0 P: 10	R: 2 E: 1 K: 0 S: 11 H: 1 LOB: 0 BB: 0 P: 17	R: 1 E: 0 K: 0 S: 11 H: 2 LOB: 1 BB: 0 P: 19	R: 4 E: 0 K: 1 S: 15 H: 3 LOB: 0 BB: 1 P: 24	R: 0 E: 0 K: 0 S: 9 H: 1 LOB: 1 BB: 0 P: 17	R: 0 E: 0 K: 1 S: 6 H: 0 LOB: 0 BB: 1 P: 12	R: 0 E: 0 K: 1 S: 7 H: 0 LOB: 1 BB: 1 P: 16	1B: 2 2B: 1 3B: 1 HR: 3 SF: 0 SAC: 0 DP: 1 HBP: 1						

PITCHER	IP	WLS	BF	H	R	ER	SO	BB	IBB	HBP	BLK	WP	HR	S	P	ERA	WHIP
48 Tommy Hanson, R (1, 1) ERA: 9.0	6.0		26	6	7	6	5	1	0	0	0	0	3	61	91	9.00	1.167
30 Jeff Bennett, R (7, 1) ERA: 2.81	1.0		4	1	0	0	0	0	0	0	0	0	0	9	17	0.00	1.000
34 Eric O'Flaherty, L (8, 1) ERA: 3.0	1.0	W	3	0	0	0	1	1	0	0	0	0	0	6	12	0.00	1.000
51 Michael Gonzalez, L (9, 1) ERA: 2.88	1.0	S	4	0	0	0	1	1	0	1	0	0	0	7	16	0.00	1.000

PITCHER	IP	WLS	BF	H	R	ER	SO	BB	IBB	HBP	BLK	WP	HR	S	P	ERA	WHIP

TOP

Milwaukee Brewers @ Atlanta Braves

Turner Field, Atlanta, GA

Sun Jun 07 2009, 1:30 PM EDT

Att. 33,428 - Cloudy - 81 F

livebaseballscorecards.com

AB	33
R	7
H	7
RBI	7
BB	3
SO	7
LOB	6

BOTTOM

Milwaukee Brewers @ Atlanta Braves

Turner Field, Atlanta, GA

Sun Jun 07 2009, 1:30 PM EDT

Att. 33,428 - Cloudy - 81 F

livebaseballscorecards.com

Batter	1	2	3	4	5	6	7	8	9	AB	R	H	RBI	BB	SO	LOB
13 Nate McLouth, L (1, 8) OBP: 0.346, SLG: 0.458	B FF 90 X FF 90 1-0 ① F9		C FF 90 B CU 76 B FF 90 C CU 75 F FF 91 F CU 75 S FS 86 2-3 ① K		B FF 92 B CU 77 B FF 92 C FF 92 B FF 92 4-1 10 HR 19 1B BB	B SL 77 B SL 78 F SL 78 C FF 86 F SL 80 F FF 86 F SL 79 X SL 80 2-2 ③ G4-3		B CU 72 X CU 74 1-0 19 1B 2-H 2B		4	2	1	1	1	1	2
19 Yunel Escobar, R (1, 6) OBP: 0.359, SLG: 0.444	F FF 91 F FS 84 X FS 85 0-2 10 3B 1B		B FS 85 F FS 84 B CU 76 X FS 83 2-1 ② P6		1 SAFE F FS 81 B CU 75 X FS 84 1-1 10 HR 1-2 1B		C FF 85 B SL 78 S SL 79 F SL 78 X SL 80 1-2 ① F9	B SL 80 S CH 80 D SL 80 F CH 82 B SL 80 X CH 83 3-2 2-H 1B		5	2	3	1	0	0	0
10 Chipper Jones, S (1, 5) OBP: 0.446, SLG: 0.553	C FF 92 B FS 84 D FS 85 B FS 84 X FF 92 3-1 1-H 3B		F FF 92 F FS 86 B FS 86 X FF 92 1-2 HR		B FS 84 B FS 82 F FF 92 B FF 92 X FS 85 3-1 1-H 2-H HR		B SI 95 X SI 95 1-0 23 HBP 1B	I IN 70 I IN 77 I IN 77 I IN 73 4-0 IBB		4	2	4	5	1	0	0
23 Matt Diaz, R (1, 7) OBP: 0.351, SLG: 0.420	C FF 91 S FF 91 D FS 85 S FS 85 1-3 ② K		X FS 85 0-0 ③ G6-3		C FF 92 X FF 92 0-1 2B		B FF 95 H FF 96 2-0 7 G5-4-3 1-2 HBP	T SL 80 C FF 87 B SL 81 X SL 80 1-2 ③ G5-3		4	0	1	0	0	1	3
7 Jeff Francoeur, R (1, 9) OBP: 0.270, SLG: 0.344	S FS 84 S FS 83 D FS 87 X FS 85 1-2 ③ G1-3			X FS 83 0-0 ① G4-3	X FS 82 0-0 ③ G6-3		C SL 83 X SL 82 0-1 ② ③ G5-4-3 1-2f			4	0	0	0	0	0	4
14 Martín Prado, R (1, 3) OBP: 0.333, SLG: 0.430		X FF 90 0-0 1B		C FF 90 B FS 84 X FS 84 1-1 ② F9		B FS 83 B FF 90 X FF 91 2-0 ① G6-3		B SL 79 B CH 79 C FF 86 S CH 80 B SL 81 X CH 82 3-2 16 2B 1B		4	1	2	0	0	0	0
2 Kelly Johnson, L (1, 4) OBP: 0.305, SLG: 0.420		1 SAFE B CU 75 B FF 91 X FF 90 2-0 ① P4		C FF 92 S CU 77 B CU 77 X FS 85 1-2 ③ G4-3		X CU 76 0-0 ② B1-3		B CU 70 C FF 88 X SL 80 1-1 ① F7		4	0	0	0	0	0	2
8 David Ross, R (1, 2) OBP: 0.390, SLG: 0.492 16 Brian McCann, L (8, PH) (9, 2) OBP: 0.408, SLG: 0.508		T FF 90 F FS 84 D FS 84 X FS 85 1-2 ② F7			B FF 90 C FS 84 B FS 84 F FS 83 B FF 91 X FS 83 3-2 ① G6-3	C FF 90 B CU 76 C CU 76 X FS 87 1-2 2B		C CU 72 1 SAFE F FF 88 X CU 74 0-2 1-H 13 2B 2B		3 1	0 1	1 1	0 1	0 0	0 0	1 0
48 Tommy Hanson, R (1, 1) 20 Greg Norton, S (6, PH) OBP: 0.333, SLG: 0.188 30 Jeff Bennett, R (7, 1) 34 Eric O'Flaherty, L (8, 1) 18 Garret Anderson, L (8, PH) OBP: 0.278, SLG: 0.352 51 Michael Gonzalez, R (9, 1)		C FF 91 S FS 83 F FS 83 B FF 91 F FS 83 C CU 76 1-3 ③ K			C FF 92 C FF 92 S CU 77 0-3 ② K	B CU 72 B CU 71 B FS 82 B FF 92 4-0 BB		S CH 81 B CU 74 S CH 82 X SL 80 1-2 ② L3		2 0 0 0 1 0	0 0 0 0 0 0	0 0 0 0 0 0	0 1 0 0 0 0	2 0 0 0 0 0	1 0 0 0 1 0	0 0 0 0 1 0
Inning Stats	R: 1 H: 2 E: 0 LOB: 1 K: 1 BB: 0 S: 12 P: 18	R: 0 H: 1 E: 0 LOB: 1 K: 1 BB: 0 S: 10 P: 14	R: 1 H: 1 E: 0 LOB: 0 K: 1 BB: 0 S: 11 P: 16	R: 0 H: 0 E: 0 LOB: 0 K: 0 BB: 0 S: 6 P: 8	R: 3 H: 3 E: 0 LOB: 1 K: 1 BB: 1 S: 14 P: 25	R: 0 H: 1 E: 0 LOB: 2 K: 0 BB: 1 S: 11 P: 20	R: 0 H: 1 E: 0 LOB: 1 K: 0 BB: 0 S: 7 P: 11	R: 3 H: 4 E: 0 LOB: 2 K: 0 BB: 1 S: 18 P: 32		1B: 6 SF: 0 2B: 4 SAC: 0 3B: 1 DP: 1 HR: 2 HBP: 1				WP: 0 PA: 40 PB: 0 SB: 0 CS: 0		

	AB	36
	R	8
	H	13
	RBI	8
	BB	3
	SO	4
	LOB	14

PITCHER		IP	WLS	BF	H	R	ER	SO	BB	IBB	HBP	BLK	WP	HR	S	P	ERA	WHIP
26 Manny Parra, L ERA: 6.86	(1, 1)	5.2		27	8	5	5	4	2	0	0	0	0	2	58	93	7.94	1.765
57 Mitch Stetter, L ERA: 3.38	(6, 1)	0.2	H	2	0	0	0	0	0	0	0	0	0	0	10	13	0.00	0.000
60 Todd Coffey, R ERA: 2.28	(7, 1)	0.2	H	3	1	0	0	0	0	0	1	0	0	0	3	6	0.00	1.500
12 Carlos Villanueva, R ERA: 4.18	(8, 1)	1.0	L	8	4	3	3	0	0	1	0	0	0	0	18	32	27.00	4.000

PITCHER	IP	WLS	BF	H	R	ER	SO	BB	IBB	HBP	BLK	WP	HR	S	P	ERA	WHIP

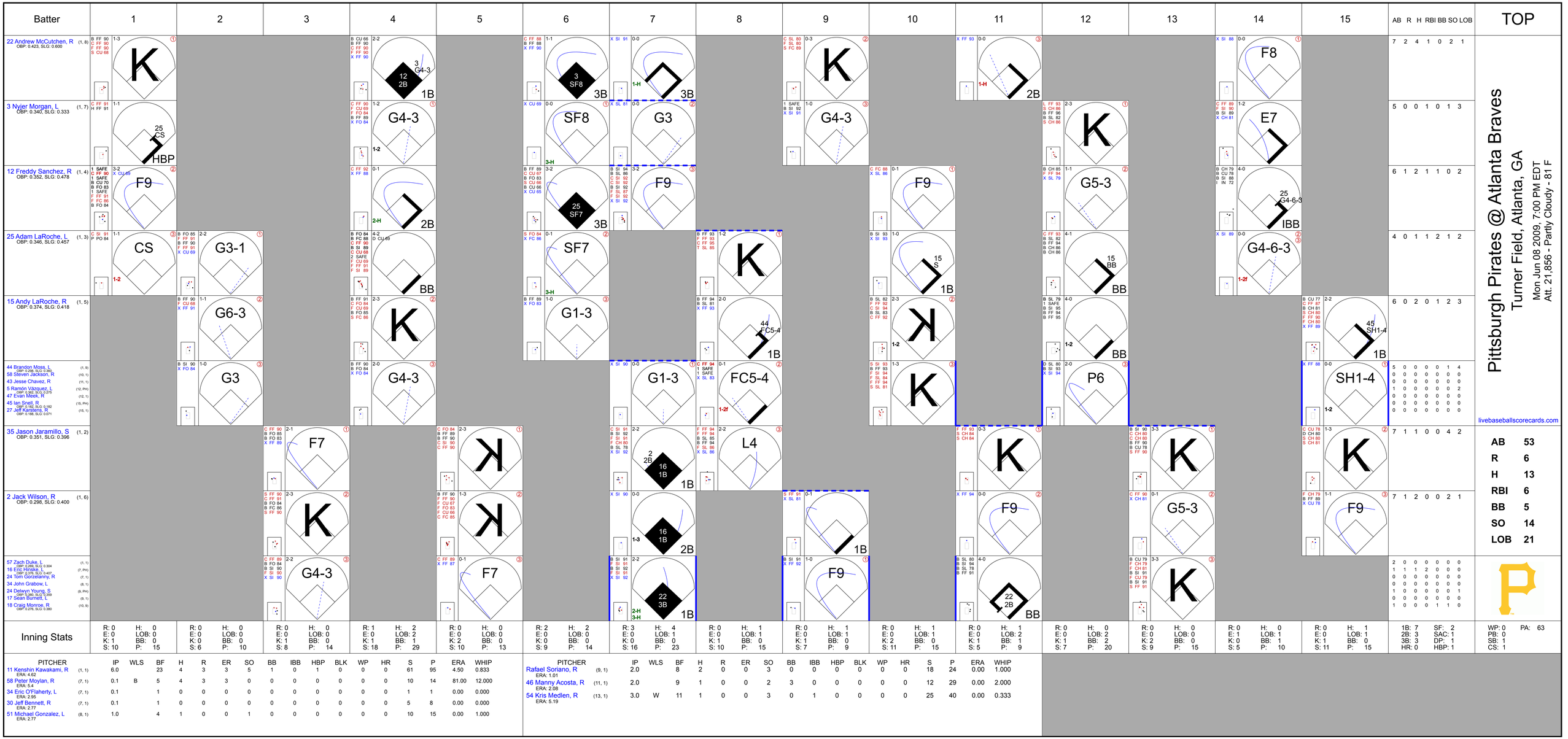
Batter
1
2
3
4
5
6
7
8
9
10
11
12
13
14
15
AB R H RBI BB SO LOB
TOP
22 Andrew McCutchen, R (1, 8)
OBP: 0.423, SLG: 0.600
7 2 4 1 0 2 1
3 Nyjer Morgan, L (1, 7)
OBP: 0.340, SLG: 0.333
5 0 0 1 0 1 3
12 Freddy Sanchez, R (1, 4)
OBP: 0.352, SLG: 0.478
6 1 2 1 1 0 2
25 Adam LaRoche, L (1, 3)
OBP: 0.346, SLG: 0.457
4 0 1 1 2 1 2
15 Andy LaRoche, R (1, 5)
OBP: 0.374, SLG: 0.418
6 0 2 0 1 2 3
44 Brandon Moss, L (1, 9)
OBP: 0.286, SLG: 0.360
58 Steven Jackson, R (10, 1)
43 Jesse Chavez, R (11, 1)
5 Ramón Vázquez, L (12, PH)
OBP: 0.382, SLG: 0.275
47 Evan Meek, R (12, 1)
45 Ian Snell, R (15, PH)
OBP: 0.182, SLG: 0.182
27 Jeff Karstens, R (15, 1)
OBP: 0.188, SLG: 0.071
5 0 0 0 0 1 4
0 0 0 0 0 0 0
0 0 0 0 0 0 0
1 0 0 0 0 0 2
0 0 0 0 0 0 0
0 0 0 0 0 0 0
0 0 0 0 0 0 0
35 Jason Jaramillo, S (1, 2)
OBP: 0.351, SLG: 0.396
7 1 1 0 0 4 2
2 Jack Wilson, R (1, 6)
OBP: 0.286, SLG: 0.400
7 1 2 0 0 2 1
57 Zach Duke, L (1, 1)
OBP: 0.269, SLG: 0.304
16 Eric Hinske, L (7, PH)
OBP: 0.376, SLG: 0.407
24 Tom Gorzelanny, R (7, 1)
34 John Grabow, L (8, 1)
24 Delwyn Young, S (9, PH)
OBP: 0.285, SLG: 0.359
17 Sean Burnett, L (9, 1)
16 Craig Monroe, R (10, 9)
OBP: 0.276, SLG: 0.380
2 0 0 0 0 0 0
1 1 1 2 0 0 0
0 0 0 0 0 0 0
0 0 0 0 0 0 0
1 0 0 0 0 0 1
0 0 0 0 0 0 0
1 0 0 0 1 1 0
Pittsburgh Pirates @ Atlanta Braves
Turner Field, Atlanta, GA
Mon Jun 08 2009, 7:00 PM EDT
Att. 21,856 - Partly Cloudy - 81 F
livebaseballscorecards.com
AB 53
R 6
H 13
RBI 6
BB 5
SO 14
LOB 21
Inning Stats
R: 0 H: 0 E: 0 LOB: 0 K: 1 BB: 0 S: 10 P: 15
R: 0 H: 0 E: 0 LOB: 0 K: 0 BB: 0 S: 6 P: 10
R: 0 H: 0 E: 0 LOB: 0 K: 1 BB: 0 S: 8 P: 14
R: 1 H: 2 E: 0 LOB: 2 K: 1 BB: 2 S: 18 P: 29
R: 0 H: 0 E: 0 LOB: 0 K: 2 BB: 0 S: 10 P: 13
R: 2 H: 2 E: 0 LOB: 0 K: 0 BB: 0 S: 9 P: 14
R: 3 H: 4 E: 0 LOB: 1 K: 0 BB: 0 S: 16 P: 23
R: 0 H: 1 E: 0 LOB: 1 K: 1 BB: 0 S: 10 P: 15
R: 0 H: 1 E: 0 LOB: 1 K: 1 BB: 0 S: 7 P: 15
R: 0 H: 1 E: 0 LOB: 1 K: 2 BB: 0 S: 11 P: 15
R: 0 H: 1 E: 0 LOB: 1 K: 1 BB: 2 S: 5 P: 9
R: 0 H: 0 E: 0 LOB: 2 K: 1 BB: 2 S: 7 P: 20
R: 0 H: 0 E: 0 LOB: 0 K: 2 BB: 0 S: 9 P: 15
R: 0 H: 0 E: 1 LOB: 1 K: 0 BB: 1 S: 5 P: 10
R: 0 H: 1 E: 0 LOB: 1 K: 1 BB: 0 S: 11 P: 15
1B: 7 SF: 2 2B: 3 SAC: 1 3B: 3 DP: 1 HR: 0 HBP: 1
WP: 0 PA: 63 PB: 0 SB: 1 CS: 1
PITCHER IP WLS BF H R ER SO BB IBB HBP BLK WP HR S P ERA WHIP
11 Kenshin Kawakami, R (1, 1) ERA: 4.62 6.0 23 4 3 3 5 1 0 1 0 0 0 0 61 95 4.50 0.833
58 Peter Moylan, R (7, 1) ERA: 5.4 0.1 B 5 4 3 3 0 0 0 0 0 0 0 10 14 81.00 12.000
34 Eric O'Flaherty, L (7, 1) ERA: 2.95 0.1 1 0 0 0 0 0 0 0 0 0 0 1 1 0.00 0.000
30 Jeff Bennett, R (7, 1) ERA: 2.77 0.1 1 0 0 0 0 0 0 0 0 0 0 5 8 0.00 0.000
51 Michael Gonzalez, L (8, 1) ERA: 2.77 1.0 4 1 0 0 1 0 0 0 0 0 0 10 15 0.00 1.000
PITCHER IP WLS BF H R ER SO BB IBB HBP BLK WP HR S P ERA WHIP
Rafael Soriano, R (9, 1) ERA: 1.01 2.0 8 2 0 0 3 0 0 0 0 0 0 18 24 0.00 1.000
46 Manny Acosta, R (11, 1) ERA: 2.08 2.0 9 1 0 0 2 3 0 0 0 0 0 12 29 0.00 2.000
54 Kris Medlen, R (13, 1) ERA: 5.19 3.0 W 11 1 0 0 3 0 1 0 0 0 0 25 40 0.00 0.333

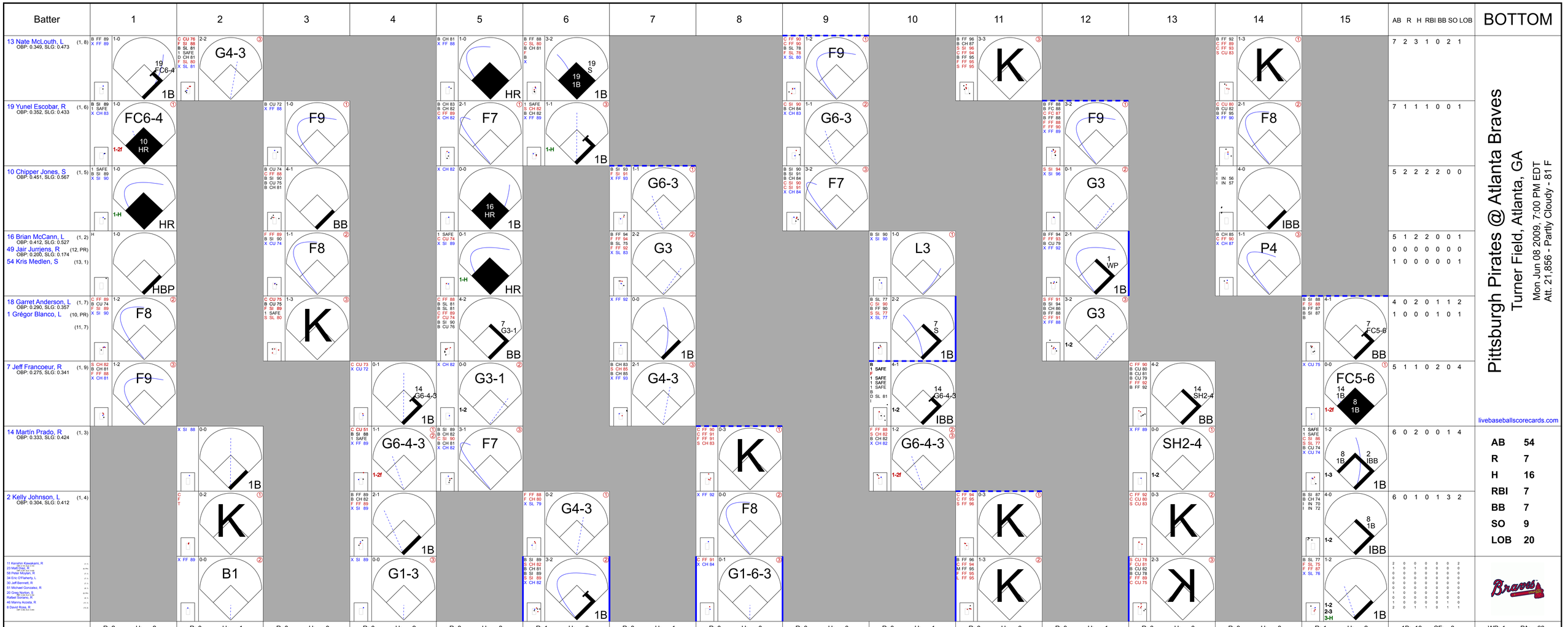
Batter
1
2
3
4
5
6
7
8
9
10
11
12
13
14
15
AB R H RBI BB SO LOB
BOTTOM
13 Nate McLouth, L (1, 8) OBP: 0.349, SLG: 0.473
19 Yunel Escobar, R (1, 6) OBP: 0.352, SLG: 0.433
10 Chipper Jones, S (1, 5) OBP: 0.451, SLG: 0.567
16 Brian McCann, L (1, 2) OBP: 0.412, SLG: 0.527
49 Jair Jurrjens, R (12, PR) OBP: 0.200, SLG: 0.174
54 Kris Medlen, S (13, 1)
18 Garret Anderson, L (1, 7) OBP: 0.290, SLG: 0.357
1 Grégor Blanco, L (10, PR) (11, 7)
7 Jeff Francoeur, R (1, 9) OBP: 0.275, SLG: 0.341
14 Martin Prado, R (1, 3) OBP: 0.333, SLG: 0.424
2 Kelly Johnson, L (1, 4) OBP: 0.304, SLG: 0.412
11 Kenshin Kawakami, R
23 Matt Diaz, R
59 Peter Moylan, R
34 Eric O'Flaherty, L
30 Jeff Bennett, R
51 Michael Gonzalez, R
20 Greg Norton, S
Rafael Soriano, R
48 Manny Acosta, R
8 David Ross, R
Pittsburgh Pirates @ Atlanta Braves
Turner Field, Atlanta, GA
Mon Jun 08 2009, 7:00 PM EDT
Att. 21,856 - Partly Cloudy - 81 F
livebaseballscorecards.com
AB 54
R 7
H 16
RBI 7
BB 7
SO 9
LOB 20
Inning Stats
PITCHER
57 Zach Duke, L (1, 1) ERA: 3.07
24 Tom Gorzelanny, L (7, 1) ERA: 5.87
34 John Grabow, L (8, 1) ERA: 3.96
17 Sean Burnett, L (9, 1) ERA: 2.77
58 Steven Jackson, R (10, 1) ERA: 5.4
43 Jesse Chavez, R (11, 1) ERA: 2.81
47 Evan Meek, R (12, 1) ERA: 3.48
27 Jeff Karstens, R (15, 1) ERA: 5.43
IP WLS BF H R ER SO BB IBB HBP BLK WP HR S P ERA WHIP
1B: 13 SF: 0
2B: 0 SAC: 1
3B: 0 DP: 2
HR: 3 HBP: 1
WP: 1 PA: 63
PB: 0
SB: 2
CS: 0

Batter	1	2	3	4	5	6	7	8	9	AB	R	H	RBI	BB	SO	LOB
22 Andrew McCutchen, R (1, 8) OBP: 0.400, SLG: 0.552	C SI 88 B SL 81 C SL 81 B SL 81 X SL 82 2-2 ① P6		C SI 88 B SL 83 X SL 82 1-1 3 G6-3 1B		C SL 82 F SL 82 C SI 90 0-3 ② K		C SL 82 B SL 83 X SL 83 1-1 ③ F8			4	0	1	0	0	1	0
3 Nyjer Morgan, L (1, 7) OBP: 0.343, SLG: 0.336	C SI 89 X SI 90 0-1 24 1B 25 SF7 1B		C SL 83 1 SAFE C SL 83 B SL 82 1 SAFE X SI 89 1-2 ② ③ G6-3 1-2f		B SI 89 F SL 82 X SL 83 1-1 24 S 1B			L FF 92 S FF 94 F FF 93 B SL 84 X SL 85 1-2 ① G5-3		4	1	2	0	0	0	1
24 Delwyn Young, S (1, 4) OBP: 0.387, SLG: 0.368	B SI 89 C SI 89 C SL 82 1 SAFE F SI 89 B SL 82 F SI 89 X SI 89 2-2 1-3 1B			B SL 81 F SI 88 X SI 88 1-1 25 G3 23 2B 1B	1 SAFE F SI 89 1 SAFE F SL 83 1 SAFE P PO 86 B SI 90 X CH 84 2-2 ③ G4-3 1-2			B FF 94 C SL 80 X FF 94 1-1 ② G5-6-3		4	1	2	0	0	0	1
25 Adam LaRoche, L (1, 3) OBP: 0.340, SLG: 0.450	X SI 89 0-0 ② SF7 3-H			X SI 88 0-0 ① G3 1-2		C SL 82 B SL 82 B SL 82 F SI 88 T SL 84 2-2 ① K		C SI 83 F FF 95 F FF 95 B SL 85 S SL 84 1-3 ③ K		3	0	0	1	0	2	1
15 Andy LaRoche, R (1, 5) OBP: 0.367, SLG: 0.409	B SI 89 C SI 88 C SI 89 1 SAFE X SL 84 1-2 ③ G1-3			B SL 82 F SI 88 C SI 89 B SL 83 C SI 88 2-3 ② K		B SL 84 B SI 90 C SL 84 B SI 90 X SI 90 3-1 ② G5-3			B FF 93 S FF 93 F FF 93 X SL 84 1-2 ① F8	4	0	0	0	0	1	2
16 Eric Hinske, L (1, 9) OBP: 0.381, SLG: 0.417		C SI 88 B CH 84 B SL 83 X SI 88 2-1 ① F9		C SI 89 B SI 89 B SL 83 B SL 83 B SI 89 4-1 23 2B BB		F SI 90 B SI 90 C SL 84 B SI 86 X SI 90 2-2 2B			C SI 94 X SI 96 0-1 ② F9	3	1	1	0	1	0	0
23 Robinzon Diaz, R (1, 2) OBP: 0.333, SLG: 0.415		C SI 88 C SI 89 B SL 83 X SL 83 1-2 ② F9		B SL 82 B SI 89 X SI 89 2-0 1-H 2-H 2B		F SI 88 C SL 83 X SL 82 0-2 ③ F8			B FF 94 F FF 93 B SL 84 X SL 82 2-1 E5	4	0	1	2	0	0	1
2 Jack Wilson, R (1, 6) OBP: 0.290, SLG: 0.388		B SL 83 C SI 89 X SI 89 1-1 ③ F8		C SI 89 C SI 89 B FC 85 F SI 90 X SL 83 1-2 ③ G1-3			C SI 88 X SI 88 0-1 ① G5-3		F FC 91 B FC 93 S FF 95 F FF 96 S FF 93 1-3 ③ K	4	0	0	0	0	1	2
49 Ross Ohlendorf, R (1, 1) OBP: 0.042, SLG: 0.042			C SI 86 F SI 87 S SL 82 0-3 ① K		C SI 87 X SI 88 0-1 ① G1-3		C SI 88 B SI 88 F SI 88 X SI 89 1-2 ② G6-3			3	0	0	0	0	1	0
17 Sean Burnett, L (7, 1)										0	0	0	0	0	0	0
43 Jesse Chavez, R (7, 1)										0	0	0	0	0	0	0
24 Tom Gorzelanny, R (8, 1)										0	0	0	0	0	0	0
Inning Stats	R: 1 E: 0 K: 0 S: 14 H: 2 LOB: 1 BB: 0 P: 19	R: 0 E: 0 K: 0 S: 7 H: 0 LOB: 0 BB: 0 P: 11	R: 0 E: 0 K: 1 S: 8 H: 1 LOB: 0 BB: 0 P: 10	R: 2 E: 0 K: 1 S: 12 H: 2 LOB: 1 BB: 1 P: 22	R: 0 E: 0 K: 1 S: 11 H: 1 LOB: 1 BB: 0 P: 13	R: 0 E: 0 K: 1 S: 11 H: 1 LOB: 1 BB: 0 P: 18	R: 0 E: 0 K: 0 S: 7 H: 0 LOB: 0 BB: 0 P: 9	R: 0 E: 0 K: 1 S: 10 H: 0 LOB: 0 BB: 0 P: 13	R: 0 E: 1 K: 1 S: 11 H: 0 LOB: 1 BB: 0 P: 15	1B: 5 2B: 2 3B: 0 HR: 0 SF: 1 SAC: 0 DP: 1 HBP: 0						

TOP

Pittsburgh Pirates @ Atlanta Braves

Turner Field, Atlanta, GA

Tue Jun 09 2009, 7:00 PM EDT
Att. 20,124 - Partly Cloudy - 86 F

livebaseballscorecards.com

AB	33
R	3
H	7
RBI	3
BB	1
SO	6
LOB	8

WP: 0 PB: 0 SB: 1 CS: 0 PA: 35

PITCHER		IP	WLS	BF	H	R	ER	SO	BB	IBB	HBP	BLK	WP	HR	S	P	ERA	WHIP
32 Derek Lowe, R ERA: 3.44	(1, 1)	7.0	W	28	7	3	3	4	1	0	0	0	0	0	70	102	3.86	1.143
51 Michael Gonzalez, L ERA: 2.67	(8, 1)	1.0	H	3	0	0	0	1	0	0	0	0	0	0	10	13	0.00	0.000
Rafael Soriano, R ERA: 0.98	(9, 1)	1.0	S	4	0	0	0	1	0	0	0	0	0	0	11	15	0.00	0.000

PITCHER	IP	WLS	BF	H	R	ER	SO	BB	IBB	HBP	BLK	WP	HR	S	P	ERA	WHIP

BOTTOM

Pittsburgh Pirates @ Atlanta Braves

Turner Field, Atlanta, GA

Tue Jun 09 2009, 7:00 PM EDT

Att. 20,124 - Partly Cloudy - 86 F

livebaseballscorecards.com

Batter	1	2	3	4	5	6	7	8	9	AB	R	H	RBI	BB	SO	LOB
13 Nate McLouth, L (1, 8) OBP: 0.352, SLG: 0.471	C FF 92 C FF 93 B SI 93 S SL 83 1-3 ① K		X SI 91 0-0 10 1B 19 1B 1B		B CH 80 B SI 91 F FF 90 B CH 80 T FF 91 F FF 92 X FF 91 3-2 ③ F7		B SI 90 F FF 90 B SI 92 B SL 77 B SI 90 4-1 19 1B BB			3	1	1	0	1	1	0
19 Yunel Escobar, R (1, 6) OBP: 0.359, SLG: 0.439	F FF 93 F SI 93 T SL 83 0-2 ② K		C SI 92 1 SAFE X SI 91 0-1 10 1B 1-2 1B			B FF 90 C FF 89 C SL 80 B SL 80 X SI 90 2-2 10 1B 16 1B 1B	X FF 94 0-0 10 G3-6-1 1B 1-2 2-H 3-H			4	1	3	2	0	1	0
10 Chipper Jones, S (1, 5) OBP: 0.452, SLG: 0.565	B FF 92 X FF 93 1-0 ③ L8		B SI 92 B SI 93 D CH 83 C FF 90 F CH 82 X SI 93 3-2 1-3 2-H 1B			B FF 90 B SI 90 B FF 90 C SI 90 C SI 90 X FF 90 3-2 18 G3-6-1 16 1B 1-3 1B	X FF 95 0-0 ②③ G3-6-1 1-2f			4	0	2	1	0	0	2
16 Brian McCann, L (1, 2) OBP: 0.408, SLG: 0.519		F FF 93 F FF 92 B FF 93 S SL 83 1-3 ① K	F CH 81 B FF 93 X FF 93 1-1 ③ F8			B SL 78 X FF 91 1-0 18 G3-6-1 1-2 3-H 1B		B FF 91 B SL 75 C FF 92 F FF 92 X SL 83 2-2 ① G3		4	0	1	1	0	1	2
18 Garret Anderson, L (1, 7) OBP: 0.289, SLG: 0.354 7 Jeff Francoeur, R (9, 9) OBP: 0.275, SLG: 0.341		B FF 93 B SI 92 C CH 82 F FF 92 B FF 93 X FF 93 3-2 23 FC5-4 1B	C CH 79 F CH 80 F SL 80 B SI 92 S SL 81 1-3 ① K			B CH 80 B CH 80 X FF 91 2-0 ①② G3-6-1 1-2f 2-3		S SL 76 F FF 93 B SL 81 S SL 75 1-3 ② K		4 0	0 0	1 0	0 0	0 0	2 0	2 0
20 Greg Norton, S (1, 3) OBP: 0.298, SLG: 0.162 Rafael Soriano, R (9, 1)		X SI 92 0-0 ② F7	B CH 82 C CH 79 X FF 92 1-1 ② G3-1			B CH 81 X CH 82 1-0 ③ G3-1		B SL 75 F SI 91 T FF 93 C FF 94 1-3 ③ K		4 0	0 0	0 0	0 0	0 0	1 0	2 0
23 Matt Diaz, R (1, 9) OBP: 0.356, SLG: 0.423 (9, 7)		D SL 81 F FF 92 F FF 92 1 SAFE X FF 92 1-2 ③ FC5-4 1-2f	B FF 92 B SI 90 X SI 90 2-0 ③ G6-3				B SL 78 X SL 77 1-0 1 SH2-4 2 1B 19 1B 1B			3	1	1	0	0	0	1
2 Kelly Johnson, L (1, 4) OBP: 0.304, SLG: 0.411			B SI 90 X CH 81 1-0 ① F9		F FF 92 B FF 92 S CH 82 X SL 83 1-2 ① P2		1 SAFE X FF 88 0-0 1 SH2-4 19 1B 1-2 1B			3	1	1	0	0	0	0
32 Derek Lowe, R (1, 1) OBP: 0.240, SLG: 0.174 1 Grégor Blanco, L (7, PH) 51 Michael Gonzalez, R (8, 1) 14 Martín Prado, R (9, 3) OBP: 0.333, SLG: 0.424			X FF 90 0-0 ② P6		C FF 92 B FF 93 X FF 91 1-1 ② G5-3		B FF 89 L FF 88 X SI 89 1-1 ① SH2-4 1-2 2-3			2 0 0 0	0 0 0 0	0 0 0 0	0 0 0 0	0 0 0 0	0 0 0 0	0 0 0 0
Inning Stats	R: 0 E: 0 K: 2 S: 7 H: 0 LOB: 0 BB: 0 P: 9	R: 0 E: 0 K: 1 S: 10 H: 1 LOB: 1 BB: 0 P: 15	R: 1 E: 0 K: 0 S: 10 H: 3 LOB: 2 BB: 0 P: 15	R: 0 E: 0 K: 1 S: 7 H: 0 LOB: 0 BB: 0 P: 11	R: 0 E: 0 K: 0 S: 9 H: 0 LOB: 0 BB: 0 P: 14	R: 1 E: 0 K: 0 S: 9 H: 3 LOB: 1 BB: 0 P: 18	R: 2 E: 0 K: 0 S: 7 H: 3 LOB: 1 BB: 1 P: 13	R: 0 E: 0 K: 2 S: 9 H: 0 LOB: 0 BB: 0 P: 13		1B: 10 2B: 0 3B: 0 HR: 0 SF: 0 SAC: 1 DP: 2 HBP: 0			WP: 0 PB: 0 SB: 0 CS: 0 PA: 33	

	AB	31
	R	4
	H	10
	RBI	4
	BB	1
	SO	6
	LOB	9

PITCHER		IP	WLS	BF	H	R	ER	SO	BB	IBB	HBP	BLK	WP	HR	S	P	ERA	WHIP
49 Ross Ohlendorf, R ERA: 4.82	(1, 1)	6.0		25	8	3	3	4	0	0	0	0	0	0	53	84	4.50	1.333
17 Sean Burnett, L ERA: 3.08	(7, 1)	0.1	L	3	1	0	0	0	1	0	0	0	0	0	4	9	0.00	6.000
43 Jesse Chavez, R ERA: 2.73	(7, 1)	0.2	B	2	1	1	1	0	0	0	0	0	0	0	2	2	13.50	1.500
24 Tom Gorzelanny, L ERA: 5.19	(8, 1)	1.0		3	0	0	0	2	0	0	0	0	0	0	9	13	0.00	0.000

PITCHER	IP	WLS	BF	H	R	ER	SO	BB	IBB	HBP	BLK	WP	HR	S	P	ERA	WHIP

Batter	1	2	3	4	5	6	7	8	9	AB	R	H	RBI	BB	SO	LOB
22 Andrew McCutchen, R (1, 8) OBP: 0.343, SLG: 0.471	B FF 90 C SI 90 F SL 78 S FF 93 1-3 **K** ①	C CH 82 B SL 79 S SL 79 S FF 93 1-3 **K** ③		B FF 93 X CH 84 1-0 **P3** ②			C SI 90 B CH 82 F CH 83 D CH 84 X CH 84 2-2 **G4-3** ① 1-2		C SI 92 F SL 85 X SL 86 0-2 **G5-3** ①	5	0	0	0	0	2	2
3 Nyjer Morgan, L (1, 7) OBP: 0.344, SLG: 0.338	C FF 90 C SL 78 F FF 92 X FF 93 0-2 15 HBP 25 S 1B		C FF 88 X FF 89 0-1 12 1B 25 FC4-6 1B	C FF 90 C CH 82 B SL 77 F CH 83 B FF 92 F CH 83 S SL 79 2-3 **K** ③			B FF 90 C FF 90 F SL 85 F SL 83 F SL 85 X FF 90 1-2 **G2-3** ②		C SI 92 X SI 94 0-1 **B2-3** ②	5	1	2	0	0	1	1
12 Freddy Sanchez, R (1, 4) OBP: 0.357, SLG: 0.483	1 SAFE B SL 81 1 SAFE 1 SAFE B SI 91 X SI 91 2-0 **F9** ②		1 SAFE B SL 76 1 SAFE F FF 91 X CH 82 1-1 25 FC4-6 1-3 1B		C CH 80 C SI 91 F FF 91 B SL 77 F SL 79 B CH 82 F SL 77 F FF 92 X FF 92 2-2 **F8** ①		I I IN 62 I IN 64 I IN 62 4-0 15 BB 25 1B IBB		B SI 94 B CU 82 C SI 92 X SI 93 2-1 15 BB 2B	4	0	2	0	1	0	1
25 Adam LaRoche, L (1, 3) OBP: 0.346, SLG: 0.449	B FF 90 1 SAFE C FF 91 1 SAFE S CH 84 B FF 93 B CH 84 F CH 84 B SL 79 4-2 15 HBP 1-2 BB		B CH 83 F CH 83 1 SAFE F SI 93 X FF 93 1-2 **FC4-6** ① 15 FC3-6 1-2f 3-H		B FF 91 X FF 90 1-0 **G4-3** ②		B FF 90 C SL 84 C FF 91 X SL 84 1-2 15 BB 1B 1-2 2-H		I IN 85 I IN 86 I IN 86 I IN 86 4-0 15 BB IBB	3	0	1	2	2	0	1
15 Andy LaRoche, R (1, 5) OBP: 0.372, SLG: 0.404	H FF 91 1-0 HBP 1-2 2-3		F SI 92 B SI 93 X SL 79 1-1 **FC3-6** ② 44 BB 35 1B 1-2f		X FF 92 0-0 **G6-3** ③		B SI 90 B SL 76 B SI 90 C SI 90 B SI 90 4-1 **BB** 1-2 2-3		B SI 92 D SL 87 C SL 85 B FF 92 C SI 92 F SI 92 B SL 87 4-2 **BB** 1-2 2-3	2	1	0	0	2	0	1
44 Brandon Moss, L (1, 9) OBP: 0.297, SLG: 0.354 34 John Grabow, L (7, 1) 16 Eric Hinske, L (9, PH) OBP: 0.378, SLG: 0.412 55 Matt Capps, R (9, 1)	C CH 83 C FF 92 F FF 93 S CH 83 0-3 **K** ③		B FF 91 B SI 89 D CH 84 B FF 91 4-0 35 1B 1-2 BB			B FF 91 B FF 90 F FF 89 F SI 90 B CH 84 S CH 84 3-3 **K** ①	X SI 91 0-0 **G3-1** ③		C SI 94 F SI 93 C SI 93 0-3 **K** ③	3 0 1 0	0 0 0 0	0 0 0 0	0 0 0 0	1 0 0 0	2 0 1 0	6 0 3 0
35 Jason Jaramillo, S (1, 2) OBP: 0.356, SLG: 0.394		B FF 88 C FF 90 F SI 90 B SL 78 B CH 83 B FF 91 4-2 57 SH1-4 BB	C SI 91 D CH 83 S CH 83 X CH 83 1-2 **1B** 1-3 2-H			C FF 90 B SI 92 F FF 90 F FF 90 F SI 92 F FF 91 B CH 84 B FF 92 X FF 92 3-2 **F8** ②		S SI 90 B SI 91 X SI 91 1-1 **L3** ①		3	0	1	1	1	0	0
2 Jack Wilson, R (1, 6) OBP: 0.282, SLG: 0.378		F FF 91 B FF 90 F SL 79 F FF 91 F CH 82 B SL 78 B FF 93 F FF 92 X FF 92 3-2 **F8** ① C SL 80 X CH 83 0-1 **G5-3** ③				C FF 92 B FF 91 C FF 92 F FF 94 F CH 83 S FF 93 1-3 **K** ③		F SI 90 B SI 92 S SL 77 B SL 80 F SL 77 F SI 91 X SI 90 2-2 **G1-3** ②		4	0	0	0	0	1	3
37 Charlie Morton, R (1, 1) 57 Zach Duke, L (2, PH) OBP: 0.269, SLG: 0.304 27 Jeff Karstens, R (2, 1) OBP: 0.176, SLG: 0.067 17 Sean Burnett, L (6, 1) 18 Craig Monroe, R (7, PH) OBP: 0.282, SLG: 0.375 (7, 9)		X FF 92 0-0 **SH1-4** ② 1-2		C FF 88 C SI 90 S SL 78 0-3 **K** ①			H SL 80 1-0 22 G4-3 25 1B HBP		B SL 76 C SI 90 B SI 91 C SI 91 X SL 79 2-2 **P6** ③	0 0 1 0 1	0 0 0 0 1	0 0 0 0 0	0 0 0 0 0	0 0 1 0 0	0 0 0 0 0	0 0 0 0 0

TOP

Pittsburgh Pirates @ Atlanta Braves

Turner Field, Atlanta, GA

Wed Jun 10 2009, 7:00 PM EDT

Att. 21,610 - Partly Cloudy - 79 F

livebaseballscorecards.com

AB	32
R	3
H	6
RBI	3
BB	7
SO	8
LOB	18

Inning Stats	1	2	3	4	5	6	7	8	9
	R: 0 E: 0 K: 2 S: 16	H: 1 LOB: 3 BB: 1 P: 24	R: 0 E: 0 K: 1 S: 12	H: 0 LOB: 1 BB: 1 P: 20	R: 2 E: 0 K: 0 S: 14	H: 3 LOB: 2 BB: 1 P: 22	R: 0 E: 0 K: 2 S: 9	H: 0 LOB: 0 BB: 0 P: 12	R: 0 E: 0 K: 0 S: 9	H: 0 LOB: 0 BB: 0 P: 12
	R: 0 E: 0 K: 2 S: 14	H: 0 LOB: 0 BB: 0 P: 21	R: 1 E: 0 K: 0 S: 13	H: 1 LOB: 3 BB: 2 P: 26	R: 0 E: 0 K: 0 S: 10	H: 0 LOB: 0 BB: 0 P: 15	R: 0 E: 0 K: 1 S: 13	H: 1 LOB: 3 BB: 2 P: 23		

| | | | |

Pittsburgh Pirates @ Atlanta Braves

Turner Field, Atlanta, GA

Wed Jun 10 2009, 7:00 PM EDT

Att. 21,610 - Partly Cloudy - 79 F

livebaseballscorecards.com

BOTTOM

Batter	1	2	3	4	5	6	7	8	9	AB	R	H	RBI	BB	SO	LOB
13 Nate McLouth, L (1, 8) OBP: 0.350, SLG: 0.472	B FF 93 C FF 93 X FF 90 1-1 ① G6-3		F SI 90 C SI 91 B CH 81 X CH 79 1-2 2B			C SI 88 C CU 70 B SI 92 F SL 76 F SI 89 X CH 80 1-2 ① F8		X FF 91 0-0 ② B1-3		4	0	1	0	0	0	0
19 Yunel Escobar, R (1, 6) OBP: 0.362, SLG: 0.446	C FF 94 B CU 81 C CU 80 X FF 94 1-2 10 FC6-4 1B		B SL 82 C SI 90 X SL 77 1-1 ③ P3			B SI 90 B CU 72 C SI 87 X CU 68 2-1 16 2B 2B		F CH 82 C CH 84 B CH 84 X FF 91 1-2 ③ F9		4	1	2	0	0	0	1
10 Chipper Jones, S (1, 5) OBP: 0.443, SLG: 0.552	F FF 94 X FF 93 0-1 ② FC6-4 1-2f			X SI 89 0-0 ① F9		C CH 77 B SI 90 X SI 90 1-1 ② F7			F FF 95 B SI 95 B CH 89 X FF 94 2-1 ① F7	4	0	0	0	0	0	2
16 Brian McCann, L (1, 2) OBP: 0.410, SLG: 0.533	B FF 94 B CH 83 C SI 90 X FF 94 2-1 ③ P6			F FF 89 B SI 90 B CH 78 F SI 87 B CH 77 X SI 89 3-2 2B		B SI 89 X SI 87 1-0 2-H 2B			B SI 95 F FF 94 S CH 89 B FF 96 F FF 94 X FF 93 2-2 ② G4-3	4	0	2	1	0	0	1
18 Garret Anderson, L (1, 7) OBP: 0.288, SLG: 0.373		X SI 88 0-0 ① G5-3		C SI 89 X CH 78 0-1 ② P5		C SL 75 B FF 91 B SL 77 X SI 90 2-1 ③ P6			B SI 94 X FF 93 1-0 HR	4	1	1	1	0	0	2
20 Greg Norton, S (1, 3) OBP: 0.275, SLG: 0.146		C SI 91 B CH 79 B SI 87 F SI 88 F CH 76 F CH 78 X SI 90 2-2 ② G4-3		C SI 89 X SI 89 0-1 ③ F8			C FF 89 F FF 89 S FF 90 0-3 ① K		B SI 94 S SI 93 B FF 94 X FF 94 2-1 ③ F9	4	0	0	0	0	1	1
7 Jeff Francoeur, R (1, 9) OBP: 0.272, SLG: 0.336		F SI 90 X SL 82 0-1 ③ F8			F SI 89 F CU 69 B FF 90 F CU 69 X FF 89 1-2 ① L5		B FF 91 X CH 82 1-0 ② G5-3			3	0	0	0	0	0	0
2 Kelly Johnson, L (1, 4) OBP: 0.300, SLG: 0.404			C SI 88 B CH 78 X CH 76 1-1 ① G4-3		X SI 90 0-0 ② F7		C FF 92 B CH 83 F CH 84 F SL 84 S CH 83 1-3 ③ K			3	0	0	0	0	1	0
49 Jair Jurrjens, R (1, 1) OBP: 0.185, SLG: 0.160			C FF 88 X SI 87 0-1 ② G1-3		B FF 89 C SI 87 C SI 87 B CU 71 X SI 85 2-2 ③ G4-3			C FF 89 B CH 83 X CH 83 1-1 ① F9		2	0	0	0	0	0	0
34 Eric O'Flaherty, L (7, 1)										0	0	0	0	0	0	0
58 Peter Moylan, R (7, 1)										0	0	0	0	0	0	0
23 Matt Diaz, R (8, PH) OBP: 0.353, SLG: 0.419										1	0	0	0	0	0	0
30 Jeff Bennett, R (9, 1)										0	0	0	0	0	0	0
Inning Stats	R: 0 E: 0 K: 0 S: 9 H: 1 LOB: 1 BB: 0 P: 13	R: 0 E: 0 K: 0 S: 8 H: 0 LOB: 0 BB: 0 P: 10	R: 0 E: 0 K: 0 S: 9 H: 1 LOB: 1 BB: 0 P: 12	R: 0 E: 0 K: 0 S: 8 H: 1 LOB: 1 BB: 0 P: 11	R: 0 E: 0 K: 0 S: 8 H: 0 LOB: 0 BB: 0 P: 11	R: 1 E: 0 K: 0 S: 12 H: 2 LOB: 1 BB: 0 P: 19	R: 0 E: 0 K: 2 S: 8 H: 0 LOB: 0 BB: 0 P: 10	R: 0 E: 0 K: 0 S: 6 H: 0 LOB: 0 BB: 0 P: 8	R: 1 E: 0 K: 0 S: 9 H: 1 LOB: 0 BB: 0 P: 16	1B: 1 2B: 4 3B: 0 HR: 1 SF: 0 SAC: 0 DP: 0 HBP: 0						

	AB	33
	R	2
	H	6
	RBI	2
	BB	0
	SO	2
	LOB	7

WP: 0 PB: 0 SB: 0 CS: 0 PA: 33

PITCHER		IP	WLS	BF	H	R	ER	SO	BB	IBB	HBP	BLK	WP	HR	S	P	ERA	WHIP
37 Charlie Morton, R ERA:	(1, 1)	1.0		4	1	0	0	0	0	0	0	0	0	0	9	13	0.00	1.000
27 Jeff Karstens, R ERA: 5.16	(2, 1)	4.2	W	18	4	1	1	0	0	0	0	0	0	0	43	59	1.93	0.857
17 Sean Burnett, L ERA: 3.04	(6, 1)	0.1	H	1	0	0	0	0	0	0	0	0	0	0	2	4	0.00	0.000
34 John Grabow, L ERA: 3.67	(7, 1)	2.0	H	6	0	0	0	2	0	0	0	0	0	0	14	18	0.00	0.000
55 Matt Capps, R ERA: 5.49	(9, 1)	1.0	S	4	1	1	1	0	0	0	0	0	0	1	9	16	9.00	1.000

PITCHER	IP	WLS	BF	H	R	ER	SO	BB	IBB	HBP	BLK	WP	HR	S	P	ERA	WHIP

Pittsburgh Pirates @ Atlanta Braves

Turner Field, Atlanta, GA

Thu Jun 11 2009, 1:00 PM EDT

Att. 29,331 - Partly Cloudy - 86 F

livebaseballscorecards.com

Batter	1	2	3	4	5	6	7	8	9	AB	R	H	RBI	BB	SO	LOB
22 Andrew McCutchen, R (1, 8) OBP: 0.333, SLG: 0.447	B FF 91 C FF 88 B FF 91 F FF 91 S FF 92 2-3 ① **K**		C SL 84 X SI 91 0-1 ③ **F8**			C CH 80 C CU 68 B SL 86 B SI 93 S FF 93 2-3 ② **K**			C FC 89 C FC 89 F FF 92 X FC 89 0-2 12 G1-3 3 SH2-4 15 1B 1B	4	1	1	0	0	2	0
3 Nyjer Morgan, L (1, 7) OBP: 0.340, SLG: 0.333	C FF 90 C FF 91 S FF 91 0-3 ② **K**			B FF 90 S CH 82 C CU 70 S CH 74 1-3 ① **K**		C CU 75 X CH 76 0-1 ③ **G3**			1 SAFE X SI 92 0-0 ① **SH2-4** 1-2	3	0	0	0	0	2	0
12 Freddy Sanchez, R (1, 4) OBP: 0.352, SLG: 0.475	C FF 92 F FF 92 C FF 92 0-3 ③ **K**			C SI 92 B CH 78 F CH 78 B CH 80 X SL 84 2-2 ② **G6-3**			C CU 75 X SL 83 0-1 **E6** 15 SH1-3		C SL 84 F FF 88 X FF 92 0-2 ② **G1-3** 2-3	4	0	0	0	0	1	1
25 Adam LaRoche, L (1, 3) OBP: 0.344, SLG: 0.442		X FF 90 0-0 ① **G4-3**		C FF 91 B CH 80 S CH 77 B FF 93 B FF 92 X CU 71 3-2 ③ **L1**			B FF 88 B CH 81 F CU 75 1 SAFE F FF 88 F SL 82 B CH 75 F SL 84 X CU 72 3-2 ① **F8**		I IN 67 I IN 72 I IN 72 I IN 67 4-0 15 DI 15 1B IBB	3	1	0	0	1	0	1
15 Andy LaRoche, R (1, 5) OBP: 0.376, SLG: 0.408		B FF 90 C SI 90 X FF 91 1-1 **1B**			C CH 80 X FF 90 0-1 ① **F9**		X FF 91 0-0 ② **SH1-3** 1-2		F FF 90 C FC 90 B FF 94 B SL 83 F FF 90 F FF 94 B SL 84 X SL 83 3-2 24 1B 1-H 3-H 1B	3	0	2	2	0	0	0
24 Delwyn Young, S (1, 9) OBP: 0.392, SLG: 0.417		F SI 90 S FF 90 B FF 91 F FF 91 B FF 92 T FF 93 2-2 ② **K**			B CH 75 C CU 74 B FF 92 X FF 92 2-2 **HR**		F SL 86 B CH 78 F SL 87 B FF 93 C FF 93 2-3 ③ **K**		B SI 92 S SI 91 X SI 91 1-1 1-3 1B	4	1	2	1	0	2	2
23 Robinzon Diaz, R (1, 2) OBP: 0.315, SLG: 0.391		1 SAFE C SI 91 B SL 84 F FF 92 F FF 92 B FF 93 S CU 69 2-3 ③ **K**			F SL 84 B FF 92 F FF 92 F CU 67 B SL 87 B SL 78 X FF 92 3-2 ② **F9**			L FF 90 F FF 92 S FF 93 0-3 ① **K**	B FF 91 F SL 81 X FF 89 1-1 ③ **F9**	4	0	0	0	0	2	3
2 Jack Wilson, R (1, 6) OBP: 0.276, SLG: 0.370			S SL 85 B FF 89 C FF 91 B SL 86 F SL 86 S CH 77 2-3 ① **K**		C CU 75 B SI 92 F CU 74 B SL 84 S FF 92 2-3 ③ **K**			C SI 91 S FF 94 X SL 86 0-2 ② **G6-3**		3	0	0	0	0	2	0
28 Paul Maholm, L (1, 1) OBP: 0.207, SLG: 0.231 44 Brandon Moss, L (8, PH) OBP: 0.295, SLG: 0.352 58 Steven Jackson, R (8, 1) 55 Matt Capps, R (9, 1)			C FF 90 F FF 90 X CH 79 0-2 ② **G3**			C SL 83 B CH 77 B SI 91 S FF 91 F SI 92 B SI 91 X FF 91 3-2 ① **F8**		F FF 93 B FF 93 B FF 93 C CU 72 S FF 92 2-3 ③ **K**		2	0	0	0	0	0	0 1 0 0
Inning Stats	R: 0 E: 0 K: 3 S: 9 H: 0 LOB: 0 BB: 0 P: 11	R: 0 E: 0 K: 2 S: 11 H: 1 LOB: 1 BB: 0 P: 16	R: 0 E: 0 K: 1 S: 9 H: 0 LOB: 0 BB: 0 P: 11	R: 0 E: 0 K: 1 S: 9 H: 0 LOB: 0 BB: 0 P: 15	R: 1 E: 0 K: 1 S: 12 H: 1 LOB: 0 BB: 0 P: 19	R: 0 E: 0 K: 1 S: 9 H: 0 LOB: 0 BB: 0 P: 14	R: 0 E: 1 K: 1 S: 11 H: 0 LOB: 1 BB: 0 P: 16	R: 0 E: 0 K: 2 S: 9 H: 0 LOB: 0 BB: 0 P: 11	R: 2 E: 0 K: 0 S: 17 H: 3 LOB: 2 BB: 1 P: 26	1B: 4 2B: 0 3B: 0 HR: 1 SF: 0 SAC: 2 DP: 0 HBP: 0						WP: 0 PB: 0 SB: 0 CS: 0 PA: 34

PITCHER		IP	WLS	BF	H	R	ER	SO	BB	IBB	HBP	BLK	WP	HR	S	P	ERA	WHIP
33 Javier Vazquez, R ERA: 3.31	(1, 1)	8.0		27	2	1	1	12	0	0	0	0	0	1	79	113	1.12	0.250
Rafael Soriano, R ERA: 1.57	(9, 1)	1.0	L	7	3	2	2	0	0	1	0	0	0	0	17	26	18.00	3.000

PITCHER	IP	WLS	BF	H	R	ER	SO	BB	IBB	HBP	BLK	WP	HR	S	P	ERA	WHIP

AB	31
R	3
H	5
RBI	3
BB	1
SO	12
LOB	7

Pittsburgh Pirates @ Atlanta Braves

Turner Field, Atlanta, GA

Thu Jun 11 2009, 1:00 PM EDT

Att. 29,331 - Partly Cloudy - 86 F

livebaseballscorecards.com

BOTTOM

Batter	1	2	3	4	5	6	7	8	9	AB	R	H	RBI	BB	SO	LOB
13 Nate McLouth, L (1, 8) OBP: 0.348, SLG: 0.464	C FF 87 X FF 88 0-1 ① F7		B CU 75 B SI 89 B FF 90 B FF 88 4-0 BB		F FF 90 X SI 90 0-1 ② G4-3		C SL 81 S SL 80 S FF 90 0-3 ② K			3	0	0	0	1	1	1
19 Yunel Escobar, R (1, 6) OBP: 0.355, SLG: 0.437	B SI 87 C FF 88 X CH 84 1-1 ② G6-3		C CH 84 C FF 90 B D SI 89 C SL 80 2-3 ③ K		C CU 75 B SL 81 C SI 89 B FF 91 F SI 90 S SL 81 2-3 ③ K		B SI 90 F SL 82 F FF 91 X FF 91 1-2 ③ F8			4	0	0	0	0	2	2
10 Chipper Jones, S (1, 5) OBP: 0.434, SLG: 0.538	B FF 88 X CH 83 1-0 ③ G5-3			C CU 73 F FF 89 B SL 79 B SL 79 X FF 89 2-2 ① P3		B CH 83 X SI 87 1-0 ① G6-3		B FF 90 B FF 90 B FF 90 C SI 90 X SI 90 3-1 ① L4		4	0	0	0	0	0	0
25 Barbaro Canizares, R (1, 3) OBP: 0.250, SLG: 0.250		B SI 86 B FF 88 F FF 86 C SI 88 C CU 74 2-3 ① K		B FF 90 X SI 89 1-0 ② G5-3		X FF 89 0-0 23 G4-3 1B		B SL 82 C FF 91 C SL 82 S CH 83 1-3 ② K		4	0	1	0	0	2	0
23 Matt Diaz, R (1, 7) OBP: 0.350, SLG: 0.413		S FF 88 S CH 85 B SI 86 B SI 89 S SL 81 2-3 ② K		S CH 84 B SI 86 C SI 89 B FF 91 X FF 91 2-2 E6 7 S 7 1B		C CU 74 F CU 74 X SI 90 0-2 ② G4-3 1-2		B SL 84 X SL 81 1-0 7 S 1B		4	1	1	0	0	1	1
7 Jeff Francoeur, R (1, 9) OBP: 0.280, SLG: 0.341		B SI 86 X CU 75 1-0 1B		B SI 90 X CH 85 1-0 8 S 1-H 1B		B SI 89 D SL 81 B SI 88 B FF 88 4-0 BB		1 SAFE B SI 91 1 SAFE C SI 89 F CH 82 X CH 82 1-2 ③ G6-3 1-2		3	0	2	1	1	0	1
8 David Ross, R (1, 2) OBP: 0.390, SLG: 0.478 1 Grégor Blanco, L (9, PH)	B FF 89 C CH 84 C CU 74 F FF 90 F SI 90 S SL 80 1-3 ③ K		C CU 75 S FF 89 B FF 90 B CU 76 F CU 76 F SL 82 B FF 91 B FF 89 4-2 BB		S CH 84 B FF 90 2 SAFE F CU 74 B SI 90 B FF 90 X SL 82 3-2 ③ P4			C SI 93 B SI 92 X SI 93 1-1 ① G6-3		2 1	0 0	0 0	0 0	1 0	1 0	3 0
2 Kelly Johnson, L (1, 4) OBP: 0.299, SLG: 0.406			B SI 88 F SI 89 B CU 78 B SI 89 F SI 89 S FF 90 3-3 ① K	B CU 76 X SL 80 1-0 ③ G4-3			X SI 88 0-0 33 SH2-4 2B		T SI 94 F SI 94 B FF 94 F FF 94 F SI 94 F SL 83 X CH 88 1-2 ② G3-1	4	0	1	0	0	1	2
33 Javier Vazquez, R (1, 1) OBP: 0.125, SLG: 0.174 Rafael Soriano, R (9, 1) 16 Brian McCann, L (9, PH) OBP: 0.407, SLG: 0.529			C SI 88 S SI 88 S SL 81 0-3 ② K2-3		B FF 88 B SI 87 C FF 88 F SI 88 B FF 89 X FF 88 3-2 ① G1-3		X SI 87 0-0 ① SH2-4 2-3		B SI 95 F SI 94 F SL 84 F SI 95 B CH 87 B SL 84 F FF 95 F SI 93 S SL 84 3-3 ③ K	2 0 1	0 0 0	0 0 0	0 0 0	0 0 0	1 0 1	0 0 0
Inning Stats	R: 0 E: 0 K: 0 S: 5 H: 0 LOB: 0 BB: 0 P: 7	R: 0 E: 0 K: 3 S: 12 H: 1 LOB: 1 BB: 0 P: 18	R: 0 E: 0 K: 3 S: 9 H: 0 LOB: 1 BB: 1 P: 18	R: 1 E: 1 K: 0 S: 13 H: 1 LOB: 2 BB: 1 P: 24	R: 0 E: 0 K: 1 S: 9 H: 0 LOB: 0 BB: 0 P: 14	R: 0 E: 0 K: 0 S: 8 H: 1 LOB: 2 BB: 1 P: 16	R: 0 E: 0 K: 1 S: 8 H: 1 LOB: 1 BB: 0 P: 9	R: 0 E: 0 K: 1 S: 9 H: 1 LOB: 1 BB: 0 P: 15	R: 0 E: 0 K: 1 S: 14 H: 0 LOB: 0 BB: 0 P: 19	1B: 4 2B: 1 3B: 0 HR: 0 SF: 0 SAC: 1 DP: 0 HBP: 0						WP: 0 PB: 0 SB: 3 CS: 0 PA: 36	

	AB	32
	R	1
	H	5
	RBI	1
	BB	3
	SO	10
	LOB	10

PITCHER	IP	WLS	BF	H	R	ER	SO	BB	IBB	HBP	BLK	WP	HR	S	P	ERA	WHIP
28 Paul Maholm, L (1, 1) ERA: 3.61	7.0		29	4	1	0	8	3	0	0	0	0	0	64	106	0.00	1.000
58 Steven Jackson, R (8, 1) ERA: 4.5	1.0	W	4	1	0	0	1	0	0	0	0	0	0	9	15	0.00	1.000
55 Matt Capps, R (9, 1) ERA: 5.23	1.0	S	3	0	0	0	1	0	0	0	0	0	0	14	19	0.00	0.000

PITCHER	IP	WLS	BF	H	R	ER	SO	BB	IBB	HBP	BLK	WP	HR	S	P	ERA	WHIP

Atlanta Braves @ Baltimore Orioles

Oriole Park at Camden Yards, Baltimore, MD

Fri Jun 12 2009, 7:05 PM EDT

Att. 28,469 - Partly Cloudy - 82 F

livebaseballscorecards.com

Batter	1	2	3	4	5	6	7	8	9	AB	R	H	RBI	BB	SO	LOB
13 Nate McLouth, L (1, 8) OBP: 0.349, SLG: 0.463	B SI 93 B FF 93 C FF 93 B CH 83 X FF 93 3-1 19 HR 1B		L FF 91 F FF 92 B FF 93 S FF 93 1-3 ① K		C SI 90 B SL 79 B CH 82 X CH 83 2-1 10 BB 19 HBP 16 1B 1B	C CU 79 F SI 92 F CU 82 B SI 93 B CU 80 S CU 80 2-3 ② K		X FF 88 0-0 ① B1-3		5	2	2	0	0	2	1
19 Yunel Escobar, R (1, 6) OBP: 0.361, SLG: 0.450	F FF 91 F FF 91 X SL 84 0-2 1-H HR		B FF 93 X SI 92 1-0 ② G5-3		1 SAFE B SL 76 C SL 77 F SI 90 1 SAFE H SI 91 2-2 16 1B 10 BB 18 BB 1-2 HBP	X SI 93 0-0 ③ G4-3		B CU 74 C SI 89 B FF 88 B CH 81 B SI 90 4-1 10 G5-3 16 1B BB		3	3	1	2	1	0	1
10 Chipper Jones, S (1, 10) OBP: 0.429, SLG: 0.526	F B SL 80 X CH 85 1-1 ① G3		B SL 78 B SI 93 F CH 83 S FF 93 X SL 79 2-2 ③ F8		B FF 93 B FF 92 S FF 93 F FF 92 B FF 93 B SL 77 4-2 18 BB 16 1B 1-2 2-3 BB		X SI 92 0-0 ① P5	B FF 89 B FF 87 F SI 89 X FF 86 2-1 ② G5-3 1-2		4	0	0	0	1	0	1
16 Brian McCann, L (1, 2) OBP: 0.425, SLG: 0.542	B SI 86 X FF 93 1-0 18 FC4-6 1B			B SI 91 C SI 92 B CH 82 X CH 82 2-1 ① 1B	B CH 82 X FF 92 1-0 18 BB 1-2 2-3 3-H 1B		B SL 79 B SL 80 B SI 91 C SI 90 B SI 90 4-1 18 FC4-6 BB	B CU 73 B SI 87 X FF 88 2-0 2-H 1B		4	0	4	2	1	0	0
18 Garret Anderson, L (1, 7) OBP: 0.291, SLG: 0.370 1 Grégor Blanco, L (8, 7)	B SI 92 C SL 78 S CH 83 X FF 93 1-2 ② FC4-6 1-2f			X SI 91 0-0 25 2B 1B	C SI 91 B SI 92 B CU 80 B SI 91 S SI 92 F SI 94 B SI 93 4-2 1-2 2-3 3-H BB		C SL 81 B SI 91 B SL 81 C SL 81 X SL 82 2-2 ② FC4-6 25 1B 7 1B 1-2f	X FF 88 0-0 ③ F7		4 0	1 0	1 0	1 0	1 0	0 0	3 0
25 Barbaro Canizares, R (1, 3) OBP: 0.333, SLG: 0.444	C SL 78 X SI 92 0-1 ③ G5-3			B SI 91 B SL 75 F CH 80 X FF 92 2-1 1-3 2B	B SI 93 X SI 93 1-0 ② L6		1 SAFE B SI 96 S SI 94 S SI 96 D CU 82 F SI 96 B CU 82 X SI 95 3-2 7 1B 1-3 1B		C CU 73 B FF 85 S CH 79 X FF 85 1-2 ① F8	5	0	2	0	0	0	4
7 Jeff Francoeur, R (1, 9) OBP: 0.278, SLG: 0.338		C SL 84 B SI 92 X FF 91 1-1 ① L8		F SL 78 F SL 84 F FF 94 B FF 93 S SL 84 1-3 ② K	B SI 93 F SI 92 X CU 80 1-1 ③ F7		C SI 96 F SI 95 X CU 82 0-2 1-2 3-H 1B		X CU 74 0-0 ② G6-3	5	0	1	1	0	1	5
2 Kelly Johnson, L (1, 4) OBP: 0.297, SLG: 0.398		B SI 91 C SL 77 B CH 81 S CH 83 S CH 82 2-3 ② K		C CH 83 B FF 93 B FF 93 X CH 82 2-1 ③ F9		B SI 91 B SI 92 B SI 92 4-0 14 SH2-3 BB	B SI 94 F SI 95 C SI 95 B SI 96 F CH 87 B SI 96 F SI 94 F SI 94 X SI 94 3-2 G4-3		X FF 88 0-0 ③ P4	4	0	0	0	1	1	4
14 Martín Prado, R (1, 5) OBP: 0.333, SLG: 0.451		C FF 92 X FF 94 0-1 ③ F9			X FF 91 0-0 ① P5	L SI 91 1 SAFE B SI 93 X SI 92 1-1 ① SH2-3 1-2		B FF 87 X FF 88 1-0 HR		3	1	1	1	0	0	0
Inning Stats	R: 2 E: 0 K: 0 S: 13 H: 3 LOB: 1 BB: 0 P: 19	R: 0 E: 0 K: 1 S: 7 H: 0 LOB: 0 BB: 0 P: 10	R: 0 E: 0 K: 1 S: 7 H: 0 LOB: 0 BB: 0 P: 11	R: 0 E: 0 K: 1 S: 11 H: 3 LOB: 2 BB: 0 P: 18	R: 2 E: 0 K: 0 S: 14 H: 2 LOB: 3 BB: 2 P: 29	R: 0 E: 0 K: 1 S: 7 H: 0 LOB: 1 BB: 1 P: 14	R: 1 E: 0 K: 0 S: 18 H: 2 LOB: 2 BB: 1 P: 30	R: 2 E: 0 K: 0 S: 7 H: 2 LOB: 1 BB: 1 P: 16	R: 0 E: 0 K: 0 S: 5 H: 0 LOB: 0 BB: 0 P: 6	1B: 9 2B: 1 3B: 0 HR: 2 SF: 0 SAC: 1 DP: 0 HBP: 1						

	AB	37
	R	7
	H	12
	RBI	7
	BB	5
	SO	4
	LOB	19

WP: 0 PB: 0 SB: 0 CS: 0 PA: 44

PITCHER		IP	WLS	BF	H	R	ER	SO	BB	IBB	HBP	BLK	WP	HR	S	P	ERA	WHIP
49 Jason Berken, R ERA: 7.32	(1, 1)	4.1	L	22	8	4	4	3	1	0	1	0	0	1	46	75	8.31	2.077
34 Matt Albers, R ERA: 4.18	(5, 1)	2.0		8	0	0	0	1	2	0	0	0	0	0	14	27	0.00	1.000
24 Alberto Castillo, L ERA: 3.86	(7, 1)	0.1		2	0	0	0	0	1	0	0	0	0	0	4	10	0.00	3.000
43 Jim Johnson, R ERA: 3.07	(7, 1)	0.1		3	2	1	1	0	0	0	0	0	0	0	13	19	27.00	6.000
27 Mark Hendrickson, L ERA: 5.7	(8, 1)	2.0		9	2	2	2	0	1	0	0	0	0	1	12	22	9.00	1.500

PITCHER	IP	WLS	BF	H	R	ER	SO	BB	IBB	HBP	BLK	WP	HR	S	P	ERA	WHIP

BOTTOM

Atlanta Braves @ Baltimore Orioles

Oriole Park at Camden Yards, Baltimore, MD

Fri Jun 12 2009, 7:05 PM EDT

Att. 28,469 - Partly Cloudy - 82 F

livebaseballscorecards.com

Batter	1	2	3	4	5	6	7	8	9	AB	R	H	RBI	BB	SO	LOB
1 Brian Roberts, S (1, 4) OBP: 0.353, SLG: 0.449	X FF 92 0-0 S G4-3 2B	B FF 93 F SL 85 B CH 84 C CU 75 B CH 84 S CU 74 3-3 ② ③ K 1-2		C SL 86 B FF 90 X CU 75 1-1 ② ③ G4-6-3 1-2f		F FF 93 B SL 75 B FF 93 B CU 75 B FF 92 4-1 1-2 2-3 BB		B SI 95 C SL 84 X FF 96 1-1 ② F5		4	1	1	0	1	1	5
Adam Jones, R (1, 8) OBP: 0.378, SLG: 0.557	C FF 90 D CU 74 F SL 86 F CU 74 X FF 94 1-2 ① G4-3 2-H	X FF 92 0-0 17 S 17 1B 1B	B FF 91 C CH 82 C FF 93 X FF 94 1-2 ① G3-1			C SL 76 S SI 91 S SL 78 0-3 ③ K		S SL 85 S SL 86 F SL 86 F FF 96 X SL 85 0-2 ③ FC5-4 1-2f		5	1	1	1	0	1	6
21 Nick Markakis, L (1, 9) OBP: 0.353, SLG: 0.463	X FF 92 0-0 6 F9 17 BB 1B	B FF 92 B CU 75 X FF 91 2-0 ① F8			C CH 82 F SL 86 S FF 91 0-3 ② K		C X FF 92 0-1 ① P6		F FF 92 X SL 83 0-1 17 G5-4-3 1B	5	0	2	0	0	1	1
17 Aubrey Huff, L (1, 10) OBP: 0.325, SLG: 0.438	1 SAFE B CH 83 B FF 92 B CU 73 B FF 93 4-0 30 BB 1-2 BB	1 SAFE D CU 76 F FF 93 B FF 93 1 SAFE S SL 86 1 SAFE F CU 75 F SL 86 3-2 B FF 82 X CH 84 30 BB 26 1B 1-H 1B			B SL 85 B CU 76 F FF 94 B FF 94 B CH 84 4-1 BB		B CH 81 S F CH 83 S SL 85 1-3 ② K		B FF 93 C FF 93 X FF 93 1-1 ① ② G5-4-3 1-2f	3	0	1	1	2	1	1
6 Melvin Mora, R (1, 5) OBP: 0.320, SLG: 0.325	C SL 84 X FF 94 0-1 ② F9 2-3	1 SAFE B FF 93 C SL 84 X FF 93 1-1 ② L7			C FF 94 B FF 94 S FF 87 D CU 76 F FF 93 S SL 85 2-3 ③ K		F F CH 85 B FF 92 X SL 85 1-2 ③ G5-3		C FF 92 X SI 94 0-1 30 WP 1B	5	0	1	0	0	1	4
30 Luke Scott, L (1, 7) OBP: 0.380, SLG: 0.627 (9, 3)	D CU 75 B FF 92 B SL 85 C FF 94 F CH 86 B CU 74 4-2 1-2 BB	B FF 93 S SL 85 F FF 93 B SL 85 F FF 93 B FF 93 B CU 75 4-2 26 1B 1-2 BB				X FF 92 0-0 1 BB 12 1B 1B		B SI 94 B SI 94 S FF 95 B FF 94 X FF 95 3-1 ① G4-3	F FF 94 F FF 94 B FF 93 F SI 95 S SL 85 1-3 ③ K 1-2	3	0	1	0	2	1	1
26 Oscar Salazar, R (1, 3) OBP: 0.250, SLG: 0.250 (9, 6)	C SL 85 B CH 85 S FF 94 C FF 95 1-3 ③ K	D SL 86 C FF 94 B FF 94 X SL 86 2-1 ③ 1-2 2-H 1B				S SL 85 X SL 85 0-1 ① F7		C SL 84 B FC 90 X FC 92 1-1 14 BB 32 E 1B		4	0	2	0	0	1	4
32 Matt Wieters, S (1, 2) OBP: 0.275, SLG: 0.359		C FF 91 B CH 86 B FF 92 C CU 75 X FF 95 2-2 12 FC4-6 1B		F FF 90 B CU 73 X CU 74 1-1 1 G4-6-3 1B		S FF 91 B FF 92 1 SAFE B FF 93 F SL 86 C CU 76 2-3 ② K		B SI 95 B FF 92 C SI 95 F SI 92 X FF 96 2-2 E5 14 BB 1-2		4	0	2	0	0	1	2
12 Robert Andino, R (1, 6) OBP: 0.286, SLG: 0.273 14 Nolan Reimold, R (8, PH) OBP: 0.333, SLG: 0.541 (9, 7)		B FF 94 X FF 94 1-0 ① FC4-6 1 CS 1-2f		B FF 93 F FF 92 F FF 93 X SL 85 1-2 ① F9		X SL 85 0-0 1 BB 1-2 1B		B FC 92 C SL 85 B SL 85 B FF 96 B FF 96 4-1 FC5-4 1-2 2-3 BB		3 0	0 0	1 0	0 0	0 1	0 0	2 0
Inning Stats	R: 1 E: 0 K: 1 S: 13 H: 2 LOB: 3 BB: 2 P: 23	R: 0 E: 0 K: 1 S: 7 H: 1 LOB: 0 BB: 0 P: 13	R: 1 E: 0 K: 0 S: 14 H: 3 LOB: 2 BB: 1 P: 26	R: 0 E: 0 K: 0 S: 7 H: 1 LOB: 0 BB: 0 P: 10	R: 0 E: 0 K: 2 S: 11 H: 0 LOB: 1 BB: 1 P: 18	R: 0 E: 0 K: 2 S: 11 H: 2 LOB: 3 BB: 1 P: 17	R: 0 E: 0 K: 1 S: 8 H: 0 LOB: 0 BB: 0 P: 10	R: 0 E: 1 K: 0 S: 15 H: 1 LOB: 3 BB: 1 P: 26	R: 0 E: 0 K: 1 S: 10 H: 2 LOB: 1 BB: 0 P: 12	1B: 11 2B: 1 3B: 0 HR: 0		SF: 0 SAC: 0 DP: 2 HBP: 0			WP: 1 PB: 0 SB: 2 CS: 1	PA: 42	

	AB	36
	R	2
	H	12
	RBI	2
	BB	6
	SO	8
	LOB	26

PITCHER		IP	WLS	BF	H	R	ER	SO	BB	IBB	HBP	BLK	WP	HR	S	P	ERA	WHIP
48 Tommy Hanson, R ERA: 6.17	(1, 1)	5.2	W	28	9	2	2	5	5	0	0	0	0	0	60	104	3.18	2.471
58 Peter Moylan, R ERA: 5.01	(6, 1)	0.1	H	1	0	0	0	1	0	0	0	0	0	0	3	3	0.00	0.000
34 Eric O'Flaherty, L ERA: 3.13	(7, 1)	1.0	H	3	0	0	0	1	0	0	0	0	0	0	8	10	0.00	0.000
Rafael Soriano, R ERA: 1.52	(8, 1)	1.0		6	1	0	0	0	1	0	0	0	0	0	15	26	0.00	2.000
51 Michael Gonzalez, L ERA: 2.57	(9, 1)	1.0		4	2	0	0	1	0	0	0	0	1	0	10	12	0.00	2.000

PITCHER	IP	WLS	BF	H	R	ER	SO	BB	IBB	HBP	BLK	WP	HR	S	P	ERA	WHIP

Atlanta Braves @ Baltimore Orioles

Oriole Park at Camden Yards, Baltimore, MD

Sat Jun 13 2009, 7:05 PM EDT

Att. 29,645 - Cloudy - 79 F

TOP

livebaseballscorecards.com

Batter	1	2	3	4	5	6	7	8	9	AB	R	H	RBI	BB	SO	LOB
13 Nate McLouth, L (1, 8) OBP: 0.346, SLG: 0.456	B FF 88 C FF 89 C CU 72 F FF 89 B CU 72 X CU 70 2-2 G4-3 ①		B CH 82 C FF 88 F FF 87 1 SAFE B CU 73 S FF 87 2-3 K ②	X CU 71 0-0 2-H 1B ③		B FF 92 C CU 79 B FF 92 X FF 92 2-1 G4-3 ③			C FF 90 C FF 90 B SL 76 S SL 75 1-3 K ①	5	0	1	0	0	2	3
19 Yunel Escobar, R (1, 6) OBP: 0.357, SLG: 0.444	B FF 90 X FF 89 1-0 F8 ②		C CH 81 B CU 68 F FF 88 1 SAFE F FF 89 F FF 89 F FF 89 X FF 89 1-2 F8 ③		X FF 92 0-0 10 G1-3 1B		F FF 92 X FF 92 0-1 G6-3 ①		B FF 90 F FF 90 B FF 90 S FF 90 F FF 90 B SL 73 X FF 90 3-2 P3 ②	5	0	1	0	0	0	1
10 Chipper Jones, S (1, 5) OBP: 0.419, SLG: 0.511	B FF 88 X FF 89 1-0 F9 ③			C CU 69 B CU 71 X FF 88 1-1 F9 ①	C FF 92 B FF 92 B CU 80 X FF 92 2-1 1-2 G1-3 ①		C CU 79 B CU 78 X FF 93 1-1 G4-3 ②		X FF 90 0-0 F8 ③	5	0	0	0	0	0	1
16 Brian McCann, L (1, 2) OBP: 0.421, SLG: 0.531		C CU 71 F CU 72 X FF 88 0-2 F8 ①		B CU 72 B FF 87 B CU 69 C FF 88 B CU 76 4-1 14 BB 25 1B 23 1B BB	C CU 79 X FF 93 0-1 F7 ②		X FF 93 0-0 L3 ③			3	1	0	0	1	0	1
25 Barbaro Canizares, R (1, 3) OBP: 0.308, SLG: 0.385		C CU 72 B FF 89 X FF 87 1-1 F8 ②		S CH 82 X FF 89 0-1 23 1B 14 BB 7 2B 1-2 1B	B FF 93 B FF 93 F FF 92 S FF 93 F FF 94 S FF 92 2-3 K ③			B SI 94 C FF 93 X FF 96 1-1 G5-3 ①		4	1	1	0	0	1	1
14 Martin Prado, R (1, 10) OBP: 0.348, SLG: 0.452		C CU 71 B FF 88 B FF 87 B CU 71 C CU 72 F CU 71 F CU 72 B CU 71 4-2 BB		B CH 83 B CH 83 F FF 89 C CU 71 F FF 89 B CU 72 B CU 72 4-2 23 1B 7 2B 1-2 2-3 BB		C CU 76 X CU 78 0-1 F9 ①		C SI 96 B SI 92 X SI 92 1-1 7 1B 23 BLK 1B		2	1	1	0	2	0	0
23 Matt Diaz, R (1, 7) OBP: 0.346, SLG: 0.407		B FF 89 S FF 88 B CU 70 1 SAFE C FF 88 B FF 90 X CU 72 3-2 L5 ③		F CU 71 B FF 88 S FF 88 X SI 89 1-2 7 2B 2 SF8 1-2 2-3 3-H 1B		C FF 92 X CU 78 0-1 G5-3 ②		C FF 94 B FF 94 D SI 91 B FF 94 X FF 94 3-1 1-2 G6-3 ②		4	1	1	1	0	0	2
7 Jeff Francoeur, R (1, 9) OBP: 0.286, SLG: 0.349			B FF 88 B FF 87 C CU 70 X CH 82 2-1 F9 ①	F FF 88 F SI 88 F CU 72 F SI 89 F CU 73 X CU 72 0-2 13 1B 1-3 2-H 3-H 2B		C FF 94 X SL 85 0-1 2 HBP 1B		F FF 94 F SI 95 F FF 93 X FF 91 0-2 2-3 1B		4	0	3	2	0	0	0
2 Kelly Johnson, L (1, 4) OBP: 0.300, SLG: 0.399			C FF 86 B FF 90 X CU 72 1-1 1B	B SI 89 C FF 88 X FF 88 1-1 SF8 ② 3-H		M CU 78 H CU 80 1-1 1-2 HBP		C FF 93 B FF 91 D SI 92 X SI 93 2-1 G4-3 ③		2	0	1	1	0	0	2
Inning Stats	R: 0 E: 0 K: 0 S: 6 H: 0 LOB: 0 BB: 0 P: 10	R: 0 E: 0 K: 0 S: 12 H: 0 LOB: 1 BB: 1 P: 20	R: 0 E: 0 K: 1 S: 13 H: 1 LOB: 1 BB: 0 P: 19	R: 4 E: 0 K: 0 S: 20 H: 4 LOB: 2 BB: 2 P: 31	R: 0 E: 0 K: 1 S: 9 H: 1 LOB: 1 BB: 0 P: 13	R: 0 E: 0 K: 0 S: 9 H: 1 LOB: 2 BB: 0 P: 12	R: 0 E: 0 K: 0 S: 5 H: 0 LOB: 0 BB: 0 P: 6	R: 0 E: 0 K: 0 S: 12 H: 2 LOB: 2 BB: 0 P: 19	R: 0 E: 0 K: 1 S: 8 H: 0 LOB: 0 BB: 0 P: 12	1B: 8 2B: 1 3B: 0 HR: 0 SF: 1 SAC: 0 DP: 0 HBP: 1						

	AB	34
	R	4
	H	9
	RBI	4
	BB	3
	SO	3
	LOB	11

WP: 0 PB: 0 SB: 0 CS: 0 PA: 39

PITCHER	IP	WLS	BF	H	R	ER	SO	BB	IBB	HBP	BLK	WP	HR	S	P	ERA	WHIP
51 Rich Hill, L (1, 1) ERA: 5.81	4.0		19	5	4	4	1	3	0	0	0	0	0	51	80	9.00	2.000
25 Brian Bass, R (5, 1) ERA: 3.53	3.0	W	12	2	0	0	1	0	0	1	0	0	0	23	31	0.00	0.667
28 Danys Baez, R (8, 1) ERA: 3.31	1.0		5	2	0	0	0	0	0	0	1	0	0	12	19	0.00	2.000
52 George Sherrill, L (9, 1) ERA: 2.55	1.0		3	0	0	0	1	0	0	0	0	0	0	8	12	0.00	0.000

PITCHER	IP	WLS	BF	H	R	ER	SO	BB	IBB	HBP	BLK	WP	HR	S	P	ERA	WHIP

BOTTOM

Atlanta Braves @ Baltimore Orioles

Oriole Park at Camden Yards, Baltimore, MD

Sat Jun 13 2009, 7:05 PM EDT

Att. 29,645 - Cloudy - 79 F

livebaseballscorecards.com

Batter	1	2	3	4	5	6	7	8	9	AB	R	H	RBI	BB	SO	LOB
1 Brian Roberts, S (1, 4) OBP: 0.361, SLG: 0.460	B FO 86 B FF 91 F SI 90 F FF 91 F FF 92 X CU 70 2-2 HR 1B	B FO 86 B FF 92 X FF 92 2-0 G1-3 1B		B FO 85 X FF 91 1-0 P5 ②		B SL 87 B SI 93 X SI 92 2-0 FC4 1B	X SI 91 0-0 1-3 2-H 3-H 2B			5	1	4	2	0	0	0
Adam Jones, R (1, 8) OBP: 0.374, SLG: 0.564 18 Felix Pie, L (9, 8) OBP: 0.273, SLG: 0.322	B FF 91 B FO 84 X FF 92 2-0 1-H HR	1 SAFE F FF 92 S CU 71 F FO 86 X CU 69 0-2 ② G1-3 1-2		C CU 67 B FO 85 F CU 66 S CU 68 1-3 ③ K		C SI 93 B SI 92 X SL 86 1-1 ③ FC4 1-2f	S SL 78 S SL 78 F SL 78 B SI 92 F SL 79 X SL 78 1-2 ② SF8 3-H			4 0	1 0	1 0	3 0	0 0	1 0	2 0
21 Nick Markakis, L (1, 9) OBP: 0.354, SLG: 0.457	B FF 92 C CU 70 S FO 86 X FO 85 1-2 ① G4-3	B FC 88 C FF 92 B FF 93 B FO 86 B FF 91 4-1 BB			C FF 87 S FF 90 B FF 91 F FF 91 F CU 68 X FO 84 1-2 ① G4-3		17 1B 6 1B BB F7			3	1	0	0	2	0	1
17 Aubrey Huff, L (1, 3) OBP: 0.323, SLG: 0.432	B FO 84 F FF 92 X FF 93 1-1 ② P6	B FF 92 X FO 86 1-0 ③ F8			X FO 85 0-0 ② G3		C FF 90 B SL 83 B CH 82 X SL 84 2-1 6 1B 30 1B 1-3 1B	B FF 95 B FF 97 X FF 94 2-0 ① F8		5	1	1	0	0	0	2
6 Melvin Mora, R (1, 5) OBP: 0.328, SLG: 0.333	B FF 90 B FO 85 X FF 92 2-0 14 BB 30 BB 1B		B FF 90 C CU 67 S FO 84 X CU 67 1-2 ① F9		B FF 90 S FF 90 X FO 84 1-1 30 1B 1B		F SI 92 F CH 84 X FF 91 0-2 30 1B 1-3 3-H 1B	B CH 84 X FF 96 1-0 ② F8		5	0	3	1	0	0	0
30 Luke Scott, L (1, 10) OBP: 0.392, SLG: 0.628	1 SAFE B SI 91 1 SAFE B FO 85 S FO 85 B FF 91 F CU 69 B FF 91 4-2 14 BB 1-2 BB		B CU 67 B FO 85 B FF 91 X FF 92 3-0 ② G4-3		B FF 91 C FO 84 F FF 92 B FO 85 B CU 68 F FF 92 F FF 92 X FF 91 3-2 1-3 1B		C SL 83 B FF 92 B FF 92 X SL 84 2-1 ① 14 1B 32 WP 1-3 3-H 1B	B FF 95 B CH 85 B SI 96 C FF 97 B SI 97 4-1 14 1B BB		3	1	2	1	2	0	0
14 Nolan Reimold, R (1, 7) OBP: 0.357, SLG: 0.562	F FF 93 B FO 85 B FO 87 B CU 70 B FO 86 4-1 1-2 2-3 BB		F FF 91 C FF 91 B FO 84 B CU 68 X CU 66 2-2 2B		F SI 85 B FO 84 X FF 92 1-1 ③ G1-3		C SI 88 B SL 76 X SL 77 1-1 12 E 32 WP 1 2B 2-3 1B	C FF 95 B SL 83 B SL 81 X SI 96 2-1 1-2 1B		4	1	3	0	1	0	2
32 Matt Wieters, S (1, 2) OBP: 0.267, SLG: 0.326	C CU 71 B FF 92 B FO 86 F FF 94 B CU 69 S CU 69 3-3 ③ K		C FF 92 B FC 88 F FO 85 C FF 91 1-3 ③ K			C SI 92 B SI 93 F SI 91 B SI 87 B SI 93 X SI 92 3-2 ① G3	B SI 86 B SL 76 T SI 90 B SI 87 F SI 91 B SL 76 4-2 12 E 1 2B 1-2 3-H BB	B SI 96 F CH 84 B CH 86 B FF 98 X FF 97 3-1 ③ G4-3		4	1	0	0	1	2	6
12 Robert Andino, R (1, 6) OBP: 0.270, SLG: 0.257		B FF 91 C FF 90 X FF 91 1-1 ① F9		F FF 90 B CU 66 B CU 66 S FF 91 F FF 91 B CU 66 X SI 90 3-2 ① G6-3		C SL 85 S SL 85 F FF 94 B SL 87 X SI 93 1-2 ② G5-3	B SI 90 B SI 91 B SI 91 C SI 91 X SI 90 3-1 FC1 1 2B SF8 1-2 2-3			4	1	0	0	0	0	2
Inning Stats	R: 2 E: 0 K: 1 S: 17 H: 3 LOB: 3 BB: 2 P: 36	R: 0 E: 0 K: 0 S: 9 H: 1 LOB: 2 BB: 1 P: 17	R: 0 E: 0 K: 1 S: 10 H: 1 LOB: 1 BB: 0 P: 17	R: 0 E: 0 K: 1 S: 8 H: 0 LOB: 0 BB: 0 P: 13	R: 0 E: 0 K: 0 S: 15 H: 2 LOB: 2 BB: 0 P: 21	R: 0 E: 0 K: 0 S: 10 H: 1 LOB: 1 BB: 0 P: 17	R: 6 E: 1 K: 0 S: 23 H: 5 LOB: 1 BB: 2 P: 43	R: 0 E: 0 K: 0 S: 7 H: 1 LOB: 2 BB: 1 P: 19		1B: 11 2B: 2 3B: 0 HR: 1	SF: 1 SAC: 0 DP: 0 HBP: 0					

	AB	R	H	RBI	BB	SO	LOB
AB	37						
R	8						
H	14						
RBI	7						
BB	6						
SO	3						
LOB	15						

WP: 1 PB: 0 SB: 0 CS: 0 PA: 44

PITCHER		IP	WLS	BF	H	R	ER	SO	BB	IBB	HBP	BLK	WP	HR	S	P	ERA	WHIP
11 Kenshin Kawakami, R (1, 1) ERA: 4.54		5.0		25	7	2	2	3	3	0	0	0	0	1	59	104	3.60	2.000
30 Jeff Bennett, R (6, 1) ERA: 2.57		1.0	H	4	1	0	0	0	0	0	0	0	0	0	10	17	0.00	1.000
34 Eric O'Flaherty, L (7, 1) ERA: 4.24		0.1	L	4	3	3	3	0	1	0	0	0	0	0	9	17	81.00	12.000
58 Peter Moylan, R (7, 1) ERA: 5.32		0.1		5	2	3	1	0	1	0	0	0	1	0	12	21	27.00	9.000
46 Manny Acosta, R (7, 1) ERA: 1.8		1.1		6	1	0	0	0	1	0	0	0	0	0	9	24	0.00	1.500

PITCHER	IP	WLS	BF	H	R	ER	SO	BB	IBB	HBP	BLK	WP	HR	S	P	ERA	WHIP

Atlanta Braves @ Baltimore Orioles

Oriole Park at Camden Yards, Baltimore, MD

Sun Jun 14 2009, 1:35 PM EDT

Att. 26,770 - Sunny - 76 F

livebaseballscorecards.com

Batter	1	2	3	4	5	6	7	8	9	AB	R	H	RBI	BB	SO	LOB
13 Nate McLouth, L (1, 8) OBP: 0.342, SLG: 0.450	C FF 89 X SI 88 0-1 ① F7		C SI 88 B SI 88 F CH 82 F SL 80 X SL 81 1-2 ③ F7			B CH 85 B CH 87 C CH 86 B CH 85 X CH 86 3-1 ① G4-3		B CH 86 B SI 88 B CH 86 C SI 87 B CH 85 4-1 27 G6-4-3 1-2 BB		3	0	0	0	0	0	0
1 Grégor Blanco, L (7, 8)										0	0	0	0	1	0	0
19 Yunel Escobar, R (1, 6) OBP: 0.356, SLG: 0.442	X SI 89 0-0 ② B1			C SI 88 B SL 81 C FF 88 S SL 80 1-3 ① K		C SI 88 F SL 80 B SL 81 X SL 78 1-2 ② G1-3		B SI 90 X SI 87 1-0 ② G6-4-3 ③ 1-2f		1	0	0	0	0	0	0
27 Diory Hernandez, R (3, 6) OBP: 0.156, SLG: 0.161										3	0	0	0	0	1	2
10 Chipper Jones, S (1, 10) OBP: 0.416, SLG: 0.503	B SI 89 B SI 89 F SI 89 B CH 81 X SI 89 3-1 ③ G5-3			F SI 89 F SI 89 B SL 78 B FF 92 B CH 81 B SI 89 4-2 18 1B BB		X SI 87 0-0 ③ G4-3			F SI 88 C CH 82 B SI 90 B SL 81 F SI 89 X SL 81 2-2 ① G6-3	3	0	0	0	0	1	0
16 Brian McCann, L (1, 2) OBP: 0.422, SLG: 0.531		C SI 88 X CH 81 0-1 E4 1B		X SI 88 0-0 ② F8			F CH 86 B SL 79 X SI 88 1-1 HR		C CH 86 B SL 81 F SL 80 X SI 90 1-2 HR	2	0	1	0	0	0	1
8 David Ross, R (5, 2) OBP: 0.405, SLG: 0.577										2	2	2	2	0	0	0
18 Garret Anderson, L (1, 7) OBP: 0.290, SLG: 0.366		C SI 89 X SI 88 0-1 ① L6		X CH 79 0-0 25 FC6-4 1-3 1B			X SI 89 0-0 ① G3		B SI 88 F SI 87 S SL 80 F SL 81 B SL 83 B SI 88 X SI 88 3-2 E3	4	0	1	0	0	0	1
25 Barbaro Canizares, R (1, 3) OBP: 0.235, SLG: 0.294		C SL 78 X SI 90 0-1 ② G6-3		S SL 80 F SL 81 X SL 82 0-2 ③ FC6-4 1-2f			B SI 88 X SI 88 1-0 ② F8		C SL 78 S SI 87 S SL 81 0-3 ② K	4	0	0	0	0	1	4
14 Martín Prado, R (1, 5) OBP: 0.336, SLG: 0.435		C SI 89 B SL 79 S SL 80 B SL 80 B SL 80 X SL 81 3-2 ③ F9			C SI 88 F SI 88 F SI 88 X SL 80 0-2 ① P4		B SI 89 F SI 89 X SL 80 1-1 ③ G1-3		B CH 86 F FF 88 F SL 80 S SL 83 1-3 ③ K	4	0	0	0	0	1	2
7 Jeff Francoeur, R (1, 9) OBP: 0.282, SLG: 0.345			X SI 87 0-0 ① F7		X SL 78 0-0 ② F7			C SI 87 S SL 79 B SL 82 B SL 81 F SL 80 X SL 80 2-2 ① L4		3	0	0	0	0	0	0
2 Kelly Johnson, L (1, 4) OBP: 0.301, SLG: 0.398			C SI 88 X SL 75 0-1 ② F8		B SI 88 B CH 87 C SI 87 X CH 87 2-1 ③ G4-3			C SI 89 C SL 80 B SI 91 X SL 81 1-2 1 BB 1B		3	0	1	0	0	0	0
Inning Stats	R: 0 H: 0 E: 0 LOB: 0 K: 0 BB: 0 S: 5 P: 8	R: 0 H: 1 E: 1 LOB: 1 K: 0 BB: 0 S: 9 P: 12	R: 0 H: 0 E: 0 LOB: 0 K: 0 BB: 0 S: 7 P: 8	R: 0 H: 1 E: 0 LOB: 2 K: 1 BB: 1 S: 10 P: 15	R: 0 H: 0 E: 0 LOB: 0 K: 0 BB: 0 S: 7 P: 9	R: 0 H: 0 E: 0 LOB: 0 K: 0 BB: 0 S: 6 P: 10	R: 1 H: 1 E: 0 LOB: 0 K: 0 BB: 0 S: 6 P: 9	R: 0 H: 1 E: 0 LOB: 1 K: 0 BB: 1 S: 9 P: 17	R: 1 H: 1 E: 1 LOB: 1 K: 2 BB: 0 S: 17 P: 24	1B: 3 SF: 0 2B: 0 SAC: 0 3B: 0 DP: 1 HR: 2 HBP: 0						

TOP	
	AB 32
	R 2
	H 5
	RBI 2
	BB 2
	SO 3
	LOB 10
	WP: 0 PA: 34 PB: 0 SB: 0 CS: 0

PITCHER		IP	WLS	BF	H	R	ER	SO	BB	IBB	HBP	BLK	WP	HR	S	P	ERA	WHIP
35 Brad Bergesen, R ERA: 3.79	(1, 1)	9.0	W	34	5	2	2	3	2	0	0	0	0	2	76	112	2.00	0.778

PITCHER	IP	WLS	BF	H	R	ER	SO	BB	IBB	HBP	BLK	WP	HR	S	P	ERA	WHIP

BOTTOM

Atlanta Braves @ Baltimore Orioles

Oriole Park at Camden Yards, Baltimore, MD

Sun Jun 14 2009, 1:35 PM EDT
Att. 26,770 - Sunny - 76 F

livebaseballscorecards.com

Batter	1	2	3	4	5	6	7	8	9	AB	R	H	RBI	BB	SO	LOB
1 Brian Roberts, S (1, 4) OBP: 0.366, SLG: 0.462 26 Oscar Salazar, R (6, PH) OBP: 0.300, SLG: 0.300 (7, 5)	B SL 80 B SI 88 C SI 88 B SI 88 B SI 88 4-1 21 FC3-6 14 S 17 G4-3 BB	C SL 81 B SI 88 S SL 82 F SI 88 F SI 89 X SL 83 1-2 21 1B 1-3 3-H 1B	D CU 77 X FF 91 1-0 ② SF7 3-H	B SI 90 F CH 82 B SI 90 B SI 90 F FF 89 B SI 90 4-2 BB		B CU 78 F FF 88 B FF 89 B CH 80 C FF 90 C FF 90 3-3 ② K		B SL 80 S SL 80 X SL 80 1-1 1B		1 1 1 2 2 0 0 2 0 1 0 0 1 0						
14 Nolan Reimold, R (1, 7) OBP: 0.356, SLG: 0.543	1 SAFE B SI 86 C SI 88 F SI 88 D SL 83 D SL 82 B SL 83 4-2 21 FC3-6 1-2 BB	X SI 88 0-0 ② P6	B FF 91 D CU 80 X CH 82 2-0 1-2 2-3 1B	X FF 91 0-0 ③ F8		B CH 83 B CU 79 C FF 90 X FF 91 2-1 ③ G4-3		S FF 96 C FF 96 B FF 96 B FF 96 B SL 85 C SL 82 3-3 ③ K		5 0 1 0 1 1 5						
21 Nick Markakis, L (1, 9) OBP: 0.351, SLG: 0.452	B SI 89 C SL 82 B SI 90 X SI 89 2-1 ① FC3-6 17 G4-3 23 HR 1-2f 2-3	1 SAFE F SI 88 X SI 89 0-1 1-2 3-H 1B	C SI 91 B FF 91 C CU 78 F CU 80 S CH 81 1-3 ③ K		C SI 88 X CU 79 0-1 ① F8		B FF 87 B SI 86 C FF 88 X CU 76 2-1 ① G4-3			5 1 1 0 0 1 5						
17 Aubrey Huff, L (1, 3) OBP: 0.324, SLG: 0.432	B SI 89 C SI 90 F SI 89 B SI 90 F SI 89 F SI 89 F SI 89 X SI 90 2-2 ② G4-3 1-2 3-H	B SL 83 C SI 88 S SL 81 F SL 82 B SL 83 X SL 83 2-2 ③ F7		X FF 90 0-0 23 FC5-4 1B	B CH 82 B CH 81 C FF 90 S CH 82 S CH 83 2-3 ② K		B CH 81 S CU 79 X FF 89 1-1 23 BB 1B			5 0 2 1 0 1 3						
23 Ty Wigginton, R (1, 5) OBP: 0.271, SLG: 0.377 (7, 4)	B SI 90 C SI 89 X SI 90 1-1 2-H HR		C SI 87 B SL 83 S SL 81 X SI 89 1-2 9 1B 30 1B 12 BB 1B	1 SAFE B FF 90 D CU 76 X FF 90 2-0 ① FC5-4 30 BB 1-2f 18 1B	B SI 92 X FF 91 1-0 HR		S CH 80 B CH 81 B CU 76 B CU 78 B FF 87 4-1 1-2 BB			4 4 3 3 1 0 1						
30 Luke Scott, L (1, 10) OBP: 0.398, SLG: 0.623	B SI 88 C SL 81 B SL 82 C SL 82 X SI 90 2-2 ③ G4-3		C SI 89 1 SAFE X SL 82 1-1 12 BB 9 1B 1 SF7 1-2 1B	S CH 80 B CH 82 D CU 78 B FF 90 B CH 80 4-1 18 1B 12 2B 1-2 BB	B SI 89 B FF 88 B SI 88 B FF 88 4-0 9 BB BB		F FF 94 B FF 93 F CH 84 B SL 81 X FF 95 2-2 ② F2			3 2 1 0 2 0 2						
9 Gregg Zaun, S (1, 2) OBP: 0.315, SLG: 0.295		B SL 80 B SI 88 C SI 88 X SI 88 2-1 12 1B 1 1B 1B	B SI 88 F SI 88 C SL 82 B SL 82 B SL 81 X SL 82 3-2 14 1B 12 BB 1-2 2-3 1B	B FF 90 X FF 89 1-0 ② F8	B CU 77 B FF 89 F FF 89 C FF 90 D CH 82 F CH 82 B CH 83 4-2 1-2 BB		C SL 79 B CH 85 D SL 81 X CH 84 2-1 ③ F8			4 1 2 0 1 0 4						
18 Felix Pie, L (1, 8) OBP: 0.279, SLG: 0.319		L SI 88 X SL 81 0-1 ① F7	B SI 87 B SI 88 F SI 89 F SI 88 F SL 82 X SL 82 2-2 ① P6	X FF 91 0-0 12 2B 1-2 2-H 1B	B CU 78 C CU 78 X CU 79 1-1 ③ G4-3			F FF 94 B FF 94 B CH 85 B FF 96 F FF 93 B SI 96 4-2 12 G1-4-3 BB		4 1 1 1 1 0 6						
12 Robert Andino, R (1, 6) OBP: 0.291, SLG: 0.284		1 SAFE B SI 87 X SL 81 1-0 1 1B 21 S 1-3 1B	B SI 87 B SL 82 C SI 88 B SI 89 C SI 88 F SL 83 B SI 89 4-2 14 1B 1-2 2-3 3-H BB	D CU 80 S CH 82 C FF 91 D CU 81 X CU 79 2-2 1-H 2-H 2B		B FF 88 X FF 87 1-0 ① F9		B SL 80 C FF 96 X FF 94 1-1 ①② G1-4-3 1-2f		4 1 2 3 1 0 1						
Inning Stats	R: 3 E: 0 K: 0 S: 16 H: 1 LOB: 0 BB: 2 P: 31	R: 2 E: 0 K: 0 S: 17 H: 4 LOB: 2 BB: 0 P: 23	R: 2 E: 0 K: 1 S: 21 H: 4 LOB: 3 BB: 1 P: 36	R: 3 E: 0 K: 0 S: 11 H: 3 LOB: 2 BB: 2 P: 24	R: 1 E: 0 K: 1 S: 11 H: 1 LOB: 2 BB: 2 P: 23	R: 0 E: 0 K: 1 S: 6 H: 0 LOB: 0 BB: 0 P: 12	R: 0 E: 0 K: 0 S: 10 H: 1 LOB: 2 BB: 1 P: 21	R: 0 E: 0 K: 1 S: 9 H: 1 LOB: 1 BB: 1 P: 18		1B: 12 2B: 1 3B: 0 HR: 2 SF: 1 SAC: 0 DP: 1 HBP: 0						

	AB	37
	R	11
	H	15
	RBI	10
	BB	9
	SO	4
	LOB	27

WP: 0 PA: 47
PB: 0
SB: 2
CS: 0

PITCHER		IP	WLS	BF	H	R	ER	SO	BB	IBB	HBP	BLK	WP	HR	S	P	ERA	WHIP
32 Derek Lowe, R ERA: 4.08	(1, 1)	2.1	L	18	8	7	7	0	3	0	0	0	0	1	48	80	27.00	4.714
54 Kris Medlen, R ERA: 5.91	(3, 1)	4.0		23	6	4	4	3	5	0	0	0	0	1	39	81	9.00	2.750
46 Manny Acosta, R ERA: 1.54	(7, 1)	1.2		6	1	0	0	1	1	0	0	0	0	0	14	27	0.00	1.200

PITCHER	IP	WLS	BF	H	R	ER	SO	BB	IBB	HBP	BLK	WP	HR	S	P	ERA	WHIP

Atlanta Braves @ Cincinnati Reds

Great American Ball Park, Cincinnati, OH

Tue Jun 16 2009, 7:10 PM EDT

Att. 19,127 - Cloudy - 77 F

livebaseballscorecards.com

Batter	1	2	3	4	5	6	7	8	9	AB	R	H	RBI	BB	SO	LOB
13 Nate McLouth, L (1, 8) OBP: 0.339, SLG: 0.444	F SI 91 F FF 92 X SL 81 0-2 F9 ①		L FF 90 F FF 92 F SI 84 F SI 83 B SC 66 F SI 84 B SC 65 F SC 66 X FF 83 2-2 P3 ①		B SI 86 F SI 85 F SL 76 X SC 68 1-2 G3 ③		C FF 93 S FF 93 B FF 92 B FF 94 F FF 93 F FF 92 X SL 84 2-2 1B		B CH 85 C CH 87 C SL 85 B FF 93 X CH 86 2-2 F9 ②	5	0	1	0	0	0	1
19 Yunel Escobar, R (1, 6) OBP: 0.348, SLG: 0.432	C FF 92 S FF 92 X FF 92 0-2 G5-3 ②		B SI 82 B CH 71 C SI 82 X CH 72 2-1 1-1 L5-3 ②③			C FF 92 B FC 91 S FC 92 B SL 84 S FC 91 2-3 K ①	B FF 92 F FF 93 B FF 94 F FF 92 B FF 93 X FF 93 3-2 G6-3 ③		B FF 94 S SL 87 S SL 87 X FF 94 1-2 G5-3 ③	5	0	0	0	0	1	2
10 Chipper Jones, S (1, 5) OBP: 0.422, SLG: 0.514	F FF 92 F FF 93 X FF 94 0-2 1B			C SI 84 B SC 65 X CH 73 1-1 G6-3 ①		B FS 90 B FF 95 S FF 93 B FF 94 X FF 94 3-1 16 1B 18 1B 1B		B CH 83 B CH 85 X SI 88 2-0 22 1B 7 1B 2B		4	2	3	0	0	0	0
16 Brian McCann, L (1, 2) OBP: 0.424, SLG: 0.530	C FF 91 C FF 92 F FF 92 T FF 94 0-2 K ③			F SI 86 C SL 77 B SC 66 X SC 67 1-2 18 1B 1B		C FF 94 X FF 95 0-1 22 BB 18 1B 1-2 1B		X SI 89 0-0 F7 ①		4	0	2	0	0	1	2
18 Garret Anderson, L (1, 7) OBP: 0.296, SLG: 0.370		C FF 90 B CH 83 C FF 92 C FF 92 1-3 K ①		B SL 77 B FF 82 X SI 84 2-0 1-2 1B		X FF 95 0-0 22 BB 1-2 2-H 1B		X FF 88 0-0 F7 ②		4	0	2	1	0	1	1
22 Casey Kotchman, L (1, 3) OBP: 0.349, SLG: 0.409 1 Grégor Blanco, L (8, PR) 51 Michael Gonzalez, R (8, 1)		B CU 76 C FF 92 B FF 92 B FF 91 F FF 92 X FF 93 3-2 1B		B SL 78 B SL 76 C SL 74 S SL 75 S SC 67 2-3 K ②		B FF 94 B FS 89 B FF 95 C FF 95 B FF 94 4-1 7 G5-4-3 1-2 2-3 BB		C SI 89 F CH 84 X SL 83 0-2 2 PB 7 1B 2-3 1B		3 0 0	0 0 0	2 0 0	0 0 0	1 0 0	1 0 0	2 0 0
7 Jeff Francoeur, R (1, 9) OBP: 0.282, SLG: 0.343		F FF 92 F FF 92 C FF 93 0-3 K ②		X CH 77 0-0 G6-3 ③		B FC 91 C FF 95 F FF 92 B FF 93 B FF 97 F FF 96 X FF 96 3-2 G5-4-3 ②③ 1-2f		C FF 90 B FF 89 S FC 89 B SI 90 X SI 90 2-2 2 PB 1-2 3-H 1B		4	0	1	1	0	1	6
2 Kelly Johnson, L (1, 4) OBP: 0.296, SLG: 0.390		X FF 92 0-0 F8 ③			C SI 85 B SC 67 B SL 76 X SL 76 2-1 F8 ①		B SL 81 S FF 91 B FF 92 F FF 92 F FF 92 X FF 93 2-2 F7 ① B SL 85 C CH 85 F SI 89 B SI 88 F FF 90 X FF 89 2-2 G3 ③ 1-2 2-3		4	0	0	0	0	0	3
49 Jair Jurrjens, R (1, 1) OBP: 0.214, SLG: 0.192 30 Jeff Bennett, R (3, 1) 23 Matt Diaz, R (7, PH) OBP: 0.344, SLG: 0.404 34 Eric O'Flaherty, L (7, 1) 14 Martín Prado, R (8, 3) OBP: 0.333, SLG: 0.431			B FF 88 B FF 88 C FF 88 B FF 88 C FF 87 X FF 89 3-2 19 L5-3 1B		B SI 85 C SI 81 B CH 73 F SI 82 S SC 66 2-3 K ②		F FF 93 X FF 94 0-1 F8 ②		B FF 92 F FF 91 B FF 92 F SL 85 X SL 86 2-2 G3 ①	1 1 1 0 1	0 0 0 0 0	1 0 0 0 0	0 0 0 0 0	0 0 0 0 0	0 1 0 0 0	0 0 0 0 0
Inning Stats	R: 0 E: 0 K: 1 S: 13 H: 1 LOB: 1 BB: 0 P: 13	R: 0 E: 0 K: 2 S: 10 H: 1 LOB: 1 BB: 0 P: 14	R: 0 E: 0 K: 0 S: 12 H: 1 LOB: 0 BB: 0 P: 19	R: 0 E: 0 K: 1 S: 10 H: 2 LOB: 2 BB: 0 P: 16	R: 0 E: 0 K: 1 S: 8 H: 0 LOB: 0 BB: 0 P: 13	R: 1 E: 0 K: 1 S: 13 H: 3 LOB: 2 BB: 1 P: 25	R: 0 E: 0 K: 0 S: 14 H: 1 LOB: 1 BB: 0 P: 21	R: 1 E: 0 K: 0 S: 13 H: 3 LOB: 3 BB: 0 P: 19	R: 0 E: 0 K: 0 S: 9 H: 0 LOB: 0 BB: 0 P: 14	1B: 11 2B: 2 3B: 0 HR: 0	SF: 0 SAC: 0 DP: 2 HBP: 0						

PITCHER		IP	WLS	BF	H	R	ER	SO	BB	IBB	HBP	BLK	WP	HR	S	P	ERA	WHIP
39 Aaron Harang, R ERA: 3.65	(1, 1)	2.0		9	3	0	0	3	0	0	0	0	0	0	26	33	0.00	1.500
52 Daniel Herrera, L ERA: 1.69	(3, 1)	3.0	W	10	2	0	0	2	0	0	0	0	0	0	27	42	0.00	0.667
40 Nick Masset, R ERA: 1.07	(6, 1)	1.0	H	6	3	1	1	1	1	0	0	0	0	0	13	25	9.00	4.000
53 Arthur Rhodes, L ERA: 1.59	(7, 1)	1.0	H	4	1	0	0	0	0	0	0	0	0	0	14	21	0.00	1.000
25 David Weathers, R ERA: 2.78	(8, 1)	1.0	H	6	3	1	1	0	0	0	0	0	0	0	13	19	9.00	3.000

PITCHER		IP	WLS	BF	H	R	ER	SO	BB	IBB	HBP	BLK	WP	HR	S	P	ERA	WHIP
48 Francisco Cordero, R ERA: 1.93	(9, 1)	1.0		3	0	0	0	0	0	0	0	0	0	0	9	14	0.00	0.000

AB	37
R	2
H	12
RBI	2
BB	1
SO	6
LOB	17

WP: 0	PA: 38		
PB: 1			
SB: 0			
CS: 0			

Atlanta Braves @ Cincinnati Reds

Great American Ball Park, Cincinnati, OH

Tue Jun 16 2009, 7:10 PM EDT

Att. 19,127 - Cloudy - 77 F

livebaseballscorecards.com

BOTTOM

Batter	1	2	3	4	5	6	7	8	9	AB	R	H	RBI	BB	SO	LOB
3 Willy Taveras, R (1, 8) OBP: 0.281, SLG: 0.286	B FF 89 X FF 89 1-0 4 2B 4 S 17 G4-3 1B		C SI 92 X SI 93 0-1 ① G6-3	C SL 86 B SI 93 C SL 85 F SL 87 F SI 93 B SL 86 X FF 92 2-2 ②③ G5-4-3 1-2f		M SL 87 S SL 88 1 SAFE C SI 93 0-3 ② K		F SL 85 S SL 86 X SL 86 0-2 ② G4-3 1-2 2-3 3-H		5	1	1	1	0	1	4
2 Alex Gonzalez, R (1, 6) OBP: 0.267, SLG: 0.316	C FF 90 1 SAFE 1 SAFE C FF 91 P PO 85 F FF 94 F SL 80 X FF 94 1-2 ① F9		X SI 92 0-0 ② F9		B SI 90 B SL 86 F SI 91 F SI 92 S SI 93 2-3 ① K	S SL 86 1 SAFE X SI 92 0-1 ③ P3		C FF 94 S FF 94 X FF 94 0-2 17 2B 2B 2-H 3-H		5	1	1	2	0	1	2
4 Brandon Phillips, R (1, 4) OBP: 0.351, SLG: 0.507	B FF 92 1 SAFE B FF 93 C FF 92 X FF 91 2-1 17 G4-3 1-3 2B		C FF 92 B SI 93 X FF 93 1-1 17 2B 2B		C SL 89 C SL 88 X FF 94 0-2 17 1B 55 G5-3 1B		B SI 91 X SI 91 1-0 ① G6-3	I IN 71 I IN 76 I IN 77 I IN 74 4-0 17 2B IBB		4	2	3	0	1	0	0
17 Laynce Nix, L (1, 7) OBP: 0.322, SLG: 0.536	F FF 91 B CH 85 S CH 85 X FF 94 1-2 ② G4-3 2-3 3-H		B SI 93 X SI 92 1-0 32 BB 2B 2-H		B SI 92 1 SAFE X SI 93 1-0 55 G5-3 1-3 1B		C SL 83 X FF 92 0-1 ② F7	C SL 84 X FF 93 0-1 1-3 2-H 2B		5	0	3	3	0	0	1
55 Ramon Hernandez, R (1, 3) OBP: 0.323, SLG: 0.351	B FF 94 F FF 94 B FF 93 S SL 81 B CH 84 B FF 94 4-2 BB		F SL 88 B SI 93 B SL 85 C SL 86 F SL 86 B SI 93 B SI 93 4-2 32 BB BB		B SI 93 C SI 93 F SI 93 B FF 93 D SL 88 F FF 92 F SI 93 X SL 86 3-2 ② G5-3 1-2 3-H		X CH 82 0-0 ③ F8	B FF 94 C SL 81 S SL 84 F FF 93 B SL 86 X FF 94 2-2 ③ F8		3	0	0	1	2	0	3
32 Jay Bruce, L (1, 9) OBP: 0.306, SLG: 0.457	S CH 84 B CH 84 X FF 93 1-1 ③ F8		C SI 94 B SL 86 F SI 93 D SL 89 B SL 87 F SI 94 B FF 92 4-2 1-2 2-3 BB		I IN 83 I IN 85 I IN 84 I IN 84 4-0 IBB			B FF 93 B FF 93 X FF 92 2-0 29 SH 15 HBP 3 G4-3 1B		2	1	1	0	2	0	2
15 Jerry Hairston, R (1, 5) OBP: 0.296, SLG: 0.412 7 Paul Janish, R (9, 5) OBP: 0.353, SLG: 0.348		B FF 89 B FF 90 C FF 91 F CH 83 B FF 93 X FF 93 3-2 ① G6-3	B SI 92 C SL 86 X SI 93 1-1 ③ G1-3		B SI 93 C SL 87 X SL 88 1-1 ③ F8			C FF 92 H FF 93 1-1 3 G4-3 29 SH 2 2B HBP 1-2		3 0	1 0	0 0	0 0	0 0	0 0	5 0
29 Ryan Hanigan, R (1, 2) OBP: 0.389, SLG: 0.367		B FF 92 F FF 93 C CH 84 X SL 79 1-2 ② G6-3		C SI 90 X SI 91 0-1 ① G4-3	X SI 91 0-0 ① L9			X SL 82 0-0 SH 3 G4-3 2 2B 1-2 2-3		3	1	0	0	0	0	0
39 Aaron Harang, R (1, 1) OBP: 0.179, SLG: 0.185 52 Daniel Herrera, L (3, 1) 40 Nick Masset, R (6, 1) 21 Chris Dickerson, L (6, PH) OBP: 0.364, SLG: 0.352 53 Arthur Rhodes, L (7, 1) 25 David Weathers, R (8, 1) 31 Jonny Gomes, R (8, PH) OBP: 0.375, SLG: 0.476 48 Francisco Cordero, R (9, 1)		C FF 91 F FF 92 S SL 79 0-3 ③ K		B SI 91 B FF 91 B FF 91 B FF 90 4-0 3 G5-4-3 BB	C SI 91 B SI 92 S SI 91 X SL 86 1-2 1B			S FF 93 S FF 94 S FF 94 0-3 ① K		1 0 0 0 1 0 0 0 1 0	0 0 0 0 0 0 0 0 0 0	0 0 0 0 1 0 0 0 1 0	0 0 0 0 0 0 0 0 1 0	1 0 0 0 0 0 0 0 0 0	0 0 0 0 0 0 0 0 0 0	0 0 0 0 0 0 0 0 3 0
Inning Stats	R: 1 E: 0 K: 0 S: 16 H: 2 LOB: 2 BB: 1 P: 25	R: 0 E: 0 K: 1 S: 9 H: 0 LOB: 0 BB: 0 P: 13	R: 1 E: 0 K: 0 S: 14 H: 2 LOB: 3 BB: 2 P: 25	R: 0 E: 0 K: 0 S: 7 H: 0 LOB: 0 BB: 1 P: 13	R: 1 E: 0 K: 1 S: 14 H: 2 LOB: 2 BB: 1 P: 25	R: 0 E: 0 K: 1 S: 9 H: 1 LOB: 1 BB: 0 P: 10	R: 0 E: 0 K: 0 S: 4 H: 0 LOB: 0 BB: 0 P: 5	R: 4 E: 1 K: 1 S: 18 H: 3 LOB: 2 BB: 1 P: 27		1B: 5 2B: 5 3B: 0 HR: 0	SF: 0 SAC: 1 DP: 1 HBP: 1		WP: 0 PB: 0 SB: 1 CS: 0	PA: 41		

	AB	33
	R	7
	H	10
	RBI	7
	BB	6
	SO	4
	LOB	20

PITCHER		IP	WLS	BF	H	R	ER	SO	BB	IBB	HBP	BLK	WP	HR	S	P	ERA	WHIP
49 Jair Jurrjens, R ERA: 2.89	(1, 1)	2.0	L	9	2	1	1	1	1	0	0	0	0	0	25	38	4.50	1.500
30 Jeff Bennett, R ERA: 2.81	(3, 1)	4.0		20	5	2	2	2	3	1	0	0	0	0	44	73	4.50	2.000
34 Eric O'Flaherty, L ERA: 4.07	(7, 1)	1.0		3	0	0	0	0	0	0	0	0	0	0	4	5	0.00	0.000
51 Michael Gonzalez, L ERA: 2.48	(8, 1)	1.0		9	3	4	0	1	0	1	1	0	0	0	18	27	0.00	3.000

PITCHER		IP	WLS	BF	H	R	ER	SO	BB	IBB	HBP	BLK	WP	HR	S	P	ERA	WHIP

Batter	1	2	3	4	5	6	7	8	9	AB	R	H	RBI	BB	SO	LOB
13 Nate McLouth, L (1, 8) OBP: 0.340, SLG: 0.445	C FF 90 B SI 90 B FF 89 F FF 87 F SI 82 B FF 90 X SL 81 3-2 ① G1		B CH 81 B FF 90 B FF 90 B FF 90 4-0 19 HR BB	C SL 82 B SI 89 C SL 81 F FC 89 B SL 82 F FC 90 X CH 80 2-2 ③ F9			B FF 96 B FF 96 X FF 94 2-0 19 WP 10 WP 2B		B FF 96 C FF 97 F FF 96 B FF 98 D FF 98 X FF 96 3-2 ② G4-3 1-2	4	2	1	0	1	0	2
19 Yunel Escobar, R (1, 6) OBP: 0.353, SLG: 0.446	C FF 92 B SL 84 B CH 81 X FF 91 2-1 ② G6-3		1 SAFE 1 SAFE C FF 90 B FF 90 1 SAFE B SI 82 F FF 90 1 SAFE D CH 81 3-2 X FF 89 1-H HR		C FF 87 B SL 83 X SL 77 1-1 16 G4-6-3 10 1B 1B		D FC 92 B FF 96 B FF 95 B FF 96 4-0 10 G1-3 10 WP 2-3 BB		C SL 90 B FF 96 B SL 88 X SL 89 2-1 ③ F8	4	1	2	2	1	0	1
10 Chipper Jones, S (1, 5) OBP: 0.423, SLG: 0.511	B CH 82 B SL 84 B FC 90 C FC 91 B FC 90 4-1 BB		C FF 82 B FC 89 B CH 81 X FC 88 2-1 ① P6		B FC 89 B SL 81 X FC 88 2-0 16 G4-6-3 1-2 1B		B FF 96 D FF 96 B FF 96 C FF 95 X FF 95 3-1 ② G1-3 1-3 3-H			3	0	1	0	1	0	1
16 Brian McCann, L (1, 2) OBP: 0.414, SLG: 0.516	C FF 90 1 SAFE B FF 89 C FF 91 F FC 89 F FF 92 X FF 90 1-2 ③ P3		S SL 81 B FC 90 C SL 82 X FC 88 1-2 ② F9		B SI 89 B FF 88 F CH 79 F FF 90 F FF 88 B FC 88 X SL 82 3-2 ① ② G4-6-3 1-2f 2-3		C FF 92 X FF 92 0-1 ③ G3			4	0	0	0	0	0	4
18 Garret Anderson, L (1, 7) OBP: 0.294, SLG: 0.367		C SI 81 B FF 91 C FF 90 B FF 92 X FC 91 2-2 ① G4-3	B SL 82 S SL 80 X SI 81 1-1 1B		X SL 82 0-0 ③ F9			X FF 93 0-0 ① G3-1		4	0	1	0	0	0	1
22 Casey Kotchman, L (1, 3) OBP: 0.347, SLG: 0.406		C FF 92 B CH 79 X FF 92 1-1 2 E 1B	F SL 82 T FF 88 B SL 80 F FC 90 F SL 83 F CH 80 B FC 87 F CH 78 X FC 88 2-2 ③ F8			C FF 90 F CH 79 F FC 89 F SL 75 B FF 89 X FF 90 1-2 ① G4-3		C SL 81 X SL 83 0-1 ② G4-3		4	0	1	0	0	0	1
7 Jeff Francoeur, R (1, 9) OBP: 0.281, SLG: 0.342		C FF 90 X FF 90 0-1 ② F8		X SL 83 0-0 E8 1B		B FC 91 F CH 79 X FC 89 1-1 ② F9		F FC 88 B FF 89 F FC 89 F FF 89 F FC 89 B SL 83 X SL 84 2-2 ③ P3		4	0	1	0	0	0	1
2 Kelly Johnson, L (1, 4) OBP: 0.291, SLG: 0.383		B FC 88 X SI 82 1-0 E1 1-2		B FF 89 C FC 89 B FF 89 X FC 88 2-1 ① F7		C SL 83 B FC 89 F FC 90 X FC 89 1-2 ③ P6			B FF 94 X FF 94 1-0 ① G4-3	4	0	0	0	0	0	2
33 Javier Vazquez, R (1, 1) OBP: 0.111, SLG: 0.154 23 Matt Diaz, R (9, PH) OBP: 0.349, SLG: 0.404		F FF 90 X FF 90 0-1 ③ G4-3		C FC 90 P PO 82 X FC 90 1-1 ② P3			B FF 95 C FF 93 X FF 95 1-1 ① G5-3		C FF 96 B FF 95 B SL 87 S FF 95 B FF 96 F FF 96 B FF 98 4-2 13 G4-3 BB	3 0	0 0	0 0	0 0	0 1	0 0	3 0
Inning Stats	R: 0 E: 0 K: 0 S: 12 H: 0 LOB: 1 BB: 1 P: 22	R: 0 E: 1 K: 0 S: 10 H: 1 LOB: 2 BB: 0 P: 14	R: 2 E: 0 K: 0 S: 17 H: 2 LOB: 1 BB: 1 P: 30	R: 0 E: 1 K: 0 S: 11 H: 1 LOB: 1 BB: 0 P: 15	R: 0 E: 0 K: 0 S: 8 H: 2 LOB: 1 BB: 0 P: 14	R: 0 E: 0 K: 0 S: 10 H: 0 LOB: 0 BB: 0 P: 13	R: 1 E: 0 K: 0 S: 7 H: 1 LOB: 1 BB: 1 P: 17	R: 0 E: 0 K: 0 S: 8 H: 0 LOB: 0 BB: 0 P: 10	R: 0 E: 0 K: 0 S: 9 H: 0 LOB: 1 BB: 1 P: 19	1B: 5 2B: 1 3B: 0 HR: 1 SF: 0 SAC: 0 DP: 1 HBP: 0						

PITCHER		IP	WLS	BF	H	R	ER	SO	BB	IBB	HBP	BLK	WP	HR	S	P	ERA	WHIP
33 Micah Owings, R ERA: 4.5	(1, 1)	6.0	W	26	6	2	2	0	2	0	0	0	0	1	68	108	3.00	1.333
40 Nick Masset, R ERA: 1.38	(7, 1)	0.2	H	4	1	1	1	0	1	0	0	0	2	0	5	15	13.50	3.000
53 Arthur Rhodes, L ERA: 1.52	(7, 1)	1.0	H	3	0	0	0	0	0	0	0	0	0	0	5	5	0.00	0.000
25 David Weathers, R ERA: 2.74	(8, 1)	0.1	H	1	0	0	0	0	0	0	0	0	0	0	5	7	0.00	0.000
48 Francisco Cordero, R ERA: 1.86	(9, 1)	1.0	S	4	0	0	0	0	1	0	0	0	0	0	9	19	0.00	1.000

PITCHER	IP	WLS	BF	H	R	ER	SO	BB	IBB	HBP	BLK	WP	HR	S	P	ERA	WHIP

TOP

Atlanta Braves @ Cincinnati Reds

Great American Ball Park, Cincinnati, OH

Wed Jun 17 2009, 7:10 PM EDT

Att. 27,455 - Partly Cloudy - 85 F

livebaseballscorecards.com

AB	34
R	3
H	7
RBI	2
BB	4
SO	0
LOB	16

WP: 2	PA: 38		
PB: 0			
SB: 0			
CS: 0			

Batter	1	2	3	4	5	6	7	8	9	AB	R	H	RBI	BB	SO	LOB
3 Willy Taveras, R (1, 8) OBP: 0.276, SLG: 0.281	C FF 90 X SL 88 0-1 G4-3 ①		C FF 92 F SL 89 S CU 68 0-3 K ②		C SL 86 B SL 88 B CU 72 X FF 92 2-1 F8 ①			X FF 88 0-0 B2-3 ①		4	0	0	0	0	1	1
2 Alex Gonzalez, R (1, 6) OBP: 0.262, SLG: 0.309	X FF 91 0-0 F8 ②		X SL 87 0-0 G6-3 ③		C FF 93 X SL 88 0-1 G1-3 ②			B FF 90 C FF 92 B FF 93 C CU 74 X SL 88 2-2 F9 ②		4	0	0	0	0	0	1
4 Brandon Phillips, R (1, 4) OBP: 0.350, SLG: 0.500	C FF 90 B FF 89 F FF 92 F FF 92 B FF 89 X CU 74 2-2 G5-3 ③			C CU 76 B SL 87 S CH 80 F FF 93 B FF 93 F CU 67 B FF 94 B FF 93 4-2 55 G6-3 17 S BB	X SL 86 0-0 G6-3 ③			B FF 94 B FF 93 C SI 93 S FF 93 X FF 94 2-2 G6-3 ③		3	0	0	0	1	0	0
17 Laynce Nix, L (1, 7) OBP: 0.316, SLG: 0.525		S CU 75 B SL 87 X FF 93 1-1 G4-3 ①		S CH 81 D CH 81 F CH 79 B FF 93 1 SAFE B FF 92 F SL 89 T FF 93 3-2 K ① 1-2		F SL 88 F SL 87 S CH 74 0-3 K ①				3	0	0	0	0	2	1
55 Ramon Hernandez, R (1, 3) OBP: 0.319, SLG: 0.346		S FF 88 C FF 93 X FF 90 0-2 G5-3 ②		C FF 92 D SL 88 X FF 94 1-1 G6-3 ② 2-3		C CU 72 B SL 86 C FF 93 S CU 65 1-3 K ②				3	0	0	0	0	1	1
32 Jay Bruce, L (1, 9) OBP: 0.306, SLG: 0.469		B CU 77 S FF 88 F FF 94 B SL 88 F CH 76 B CH 81 X FF 90 3-2 HR		B FF 94 C CU 76 B FF 95 C FF 94 S CH 79 2-3 K ③		X FF 94 0-0 F7 ③				3	1	1	1	0	1	1
15 Jerry Hairston, R (1, 5) OBP: 0.297, SLG: 0.408		X FF 92 0-0 F8 ③			B FF 92 B FF 92 B FF 91 B FF 90 4-0 29 1B 33 HR BB		C FF 91 B CU 76 X CU 75 1-1 P6 ①			2	1	0	0	1	0	0
29 Ryan Hanigan, R (1, 2) OBP: 0.395, SLG: 0.375			C FF 91 C FF 91 B SL 88 X FF 93 1-2 33 SH1-4 1B		1 SAFE X FF 88 0-0 33 HR 1-3 1B		B FF 92 C SL 85 F SL 86 S CU 67 1-3 K ②			3	1	2	0	0	1	0
33 Micah Owings, R (1, 1) OBP: 0.297, SLG: 0.583 40 Nick Masset, R (7, 1) 53 Arthur Rhodes, L (7, 1) 25 David Weathers, R (8, 1) 48 Francisco Cordero, R (9, 1)			X SL 83 0-0 SH1-4 ① 1-2		C CU 74 X FF 93 0-1 1-H 3-H HR		C FF 92 C FF 92 F FF 92 C FF 93 0-3 K ③			1 0 1 0 0	1 0 0 0 0	1 0 0 0 0	3 0 0 0 0	0 0 1 0 0	0 0 0 0 0	0 0 0 0 0
Inning Stats	R: 0 E: 0 K: 0 S: 7 H: 0 LOB: 0 BB: 0 P: 9	R: 1 E: 0 K: 0 S: 10 H: 1 LOB: 0 BB: 0 P: 14	R: 0 E: 0 K: 1 S: 8 H: 1 LOB: 1 BB: 0 P: 9	R: 0 E: 0 K: 2 S: 13 H: 0 LOB: 1 BB: 1 P: 23	R: 3 E: 0 K: 0 S: 8 H: 2 LOB: 0 BB: 1 P: 14	R: 0 E: 0 K: 2 S: 7 H: 0 LOB: 0 BB: 0 P: 8	R: 0 E: 0 K: 2 S: 9 H: 0 LOB: 0 BB: 0 P: 11	R: 0 E: 0 K: 0 S: 7 H: 0 LOB: 0 BB: 0 P: 11		1B: 2 2B: 0 3B: 0 HR: 2 SF: 0 SAC: 1 DP: 0 HBP: 0				WP: 0 PB: 0 SB: 1 CS: 0 PA: 30		

PITCHER	IP	WLS	BF	H	R	ER	SO	BB	IBB	HBP	BLK	WP	HR	S	P	ERA	WHIP
33 Javier Vazquez, R (1, 1) ERA: 3.41	8.0	L	30	4	4	4	7	2	0	0	0	0	2	69	99	4.50	0.750

PITCHER	IP	WLS	BF	H	R	ER	SO	BB	IBB	HBP	BLK	WP	HR	S	P	ERA	WHIP

BOTTOM

Atlanta Braves @ Cincinnati Reds

Great American Ball Park, Cincinnati, OH

Wed Jun 17 2009, 7:10 PM EDT

Att. 27,455 - Partly Cloudy - 85 F

livebaseballscorecards.com

AB	27
R	4
H	4
RBI	4
BB	2
SO	7
LOB	5

Atlanta Braves @ Cincinnati Reds

Great American Ball Park, Cincinnati, OH

Thu Jun 18 2009, 12:35 PM EDT

Att. 24,657 - Overcast - 71 F

TOP

livebaseballscorecards.com

Batter	1	2	3	4	5	6	7	8	9	AB	R	H	RBI	BB	SO	LOB
13 Nate McLouth, L (1, 8) OBP: 0.341, SLG: 0.457	C SI 88 S CH 78 B SI 88 X CU 77 1-2 ① F7		C SI 88 B FF 88 C SI 88 B CU 75 T SI 89 2-2 ② K		X CU 77 0-0 1-H HR	B FF 93 C FF 94 F FF 93 B FF 95 F FF 95 X FC 95 2-2 1-3 2-H 3-H 19 FC6-4 1B			C FC 93 B FC 92 B FC 92 B FF 93 F FC 92 X FC 92 3-2 ① G6-3	5	1	2	4	0	1	0
19 Yunel Escobar, R (1, 6) OBP: 0.346, SLG: 0.437	B SI 89 C CU 71 X SI 87 1-1 ② G5-3		B CH 79 C SI 87 X SI 89 1-1 ③ L8		C CU 70 B SI 89 X FF 90 1-1 ② F8	B FF 95 S FF 94 F FF 95 B FC 96 X FF 96 2-2 ③ FC6-4 1-2f			C FC 92 S SL 83 F SL 83 F SL 83 X FC 91 0-2 ② F9	5	0	0	0	0	0	2
10 Chipper Jones, S (1, 5) OBP: 0.418, SLG: 0.500	B CU 71 B SI 87 C SI 89 F SI 89 F CH 80 B CH 79 F SI 90 S CH 80 3-3 ③ K			C CU 69 C CU 71 S SI 90 0-3 ① K	X FF 88 0-0 ③ G6-3		F FF 92 C SL 83 F SL 84 B SL 85 F SL 84 B FC 94 B SL 85 F FF 94 B SL 83 4-2 14 G1-3 BB		B FC 92 S FC 91 F CH 88 X FC 92 1-2 ③ F8	4	0	0	0	1	2	0
23 Matt Diaz, R (1, 7) OBP: 0.353, SLG: 0.441		B SI 87 F SI 87 X FF 87 1-1 ① F8		C CU 71 F SI 88 F SI 91 X SI 90 0-2 HR	F CU 69 X SI 88 0-1 8 BB 48 1B 2B	S FC 93 S FC 93 S FC 94 0-3 ① K				4	2	2	1	0	1	1
14 Martín Prado, R (1, 4) OBP: 0.339, SLG: 0.438		C SI 88 B CH 79 X CH 79 1-1 7 1B 22 SF7 2B		B FF 89 C SI 90 B FF 90 F SI 89 F FF 90 B CU 77 B SI 89 4-2 BB	B SI 87 F SI 88 B SI 89 B SI 88 F FF 89 F CH 79 C SI 90 3-3 ① K	C FC 93 X SL 83 0-1 ② G1-3 1-2				3	1	1	0	1	1	2
7 Jeff Francoeur, R (1, 9) OBP: 0.285, SLG: 0.342		C SI 88 B SI 88 B SI 88 X SI 88 2-1 8 S 2-3 1B		1 SAFE D SI 88 F CH 78 F SI 89 B SI 89 F CH 78 B SI 89 X CH 79 3-2 ② L7	I IN 77 I IN 79 I IN 79 I IN 78 4-0 48 1B 8 BB 13 1B IBB	S FF 92 F SL 83 B FC 95 C FF 97 1-3 ③ K				3	1	1	0	1	1	2
22 Casey Kotchman, L (1, 3) OBP: 0.340, SLG: 0.399		B SI 88 C SI 88 1 SAFE S CH 79 X CH 81 1-2 ② SF7 3-H		B FF 89 B SI 88 F SI 88 1 SAFE X CH 78 2-1 ③ L4	C SI 89 C SI 90 B FF 91 F SI 91 B SI 90 F SI 89 D CH 80 X FF 90 3-2 ② F6			B SI 94 B FF 95 X FF 94 2-0 ① L7		3	0	0	1	0	0	3
8 David Ross, R (1, 2) OBP: 0.409, SLG: 0.568		1 SAFE F SI 88 1 SAFE B CH 78 F CH 80 X CH 80 1-2 ③ F8 1-2			L CH 77 C SI 89 B CU 76 F CH 76 F SI 90 X FF 89 1-2 48 FC2-6 1B	B SL 79 B FF 95 B FF 95 C FC 95 S FF 95 B FF 95 4-2 1-2 2-3 48 1B 13 1B BB			C FF 96 B CU 81 S SL 89 S FF 97 1-3 ② K	3	1	1	0	1	1	1
48 Tommy Hanson, R (1, 1) OBP: 0.200, SLG: 0.200 58 Peter Moylan, R (7, 1) 18 Garret Anderson, L (8, PH) OBP: 0.293, SLG: 0.364 51 Michael Gonzalez, R (8, 1) Rafael Soriano, R (9, 1)			C SI 88 F CH 78 B SI 89 S SI 89 1-3 ① K		M SI 88 L FF 87 B SI 88 X SI 87 1-2 ① FC2-6 13 HR 1-2f	D FF 95 B FC 93 C FC 94 C FC 92 X FC 93 2-2 13 1B 1-2 2-3 3-H 1B			B CU 79 X FF 94 1-0 ③ F8	3 0 1 0 0	1 0 0 0 0	1 0 0 0 0	1 0 0 0 0	0 0 0 0 0	1 0 0 0 0	1 0 0 0 0
Inning Stats	R: 0 E: 0 K: 1 S: 10 H: 0 LOB: 0 BB: 0 P: 15	R: 1 E: 0 K: 0 S: 12 H: 2 LOB: 1 BB: 0 P: 18	R: 0 E: 0 K: 2 S: 8 H: 0 LOB: 0 BB: 0 P: 12	R: 1 E: 0 K: 1 S: 16 H: 1 LOB: 1 BB: 1 P: 25	R: 2 E: 0 K: 0 S: 12 H: 2 LOB: 0 BB: 0 P: 15	R: 3 E: 0 K: 1 S: 23 H: 3 LOB: 2 BB: 2 P: 43	R: 0 E: 0 K: 2 S: 13 H: 0 LOB: 1 BB: 1 P: 18	R: 0 E: 0 K: 1 S: 5 H: 0 LOB: 0 BB: 0 P: 9	R: 0 E: 0 K: 0 S: 11 H: 0 LOB: 0 BB: 0 P: 15	1B: 4 2B: 2 3B: 0 HR: 2 SF: 1 SAC: 0 DP: 0 HBP: 0						

	AB	34
	R	7
	H	8
	RBI	7
	BB	4
	SO	8
	LOB	12

WP: 0 PA: 39
PB: 0
SB: 1
CS: 0

PITCHER		IP	WLS	BF	H	R	ER	SO	BB	IBB	HBP	BLK	WP	HR	S	P	ERA	WHIP
56 Matt Maloney, L ERA: 6.11	(1, 1)	5.2	L	25	6	6	6	5	1	1	0	0	0	2	69	106	9.53	1.235
46 Carlos Fisher, R ERA: 3.38	(6, 1)	1.1		8	2	1	1	2	2	0	0	0	0	0	25	40	6.75	3.000
37 Josh Roenicke, R ERA:	(8, 1)	1.0		3	0	0	0	1	0	0	0	0	0	0	5	9	0.00	0.000
51 Jared Burton, R ERA: 5.08	(9, 1)	1.0		3	0	0	0	0	0	0	0	0	0	0	11	15	0.00	0.000

PITCHER		IP	WLS	BF	H	R	ER	SO	BB	IBB	HBP	BLK	WP	HR	S	P	ERA	WHIP

BOTTOM

Batter	1	2	3	4	5	6	7	8	9	AB	R	H	RBI	BB	SO	LOB
3 Willy Taveras, R (1, 8) OBP: 0.270, SLG: 0.274	C FF 92 F SL 84 F FF 93 B FF 94 X CU 76 1-2 ① G6-3	C CU 76 T FF 94 B FF 94 S SL 86 1-3 ③ K			C CU 74 L FF 93 B SL 83 X FF 93 1-2 ① P3		F SI 92 X SL 79 0-1 ① L8		B FC 92 C FC 92 F FC 93 B FC 95 B FC 95 S FC 93 3-3 ③ K	5	0	0	0	0	2	6
2 Alex Gonzalez, R (1, 6) OBP: 0.256, SLG: 0.302 37 Josh Roenicke, R (8, 1) 51 Jared Burton, R (9, 1)	B FF 94 C FF 94 B FF 94 X SL 87 2-1 ② G3-1		S FF 94 X FF 93 0-1 ① F8		F SL 83 X SL 80 0-1 ② F7		S SL 79 B SI 93 S SI 92 C SI 92 1-3 ② K 1-2			4 0 0	0 0 0	0 0 0	0 0 0	0 0 0	1 0 0	3 0 0
4 Brandon Phillips, R (1, 4) OBP: 0.352, SLG: 0.498	C SL 84 B SL 84 C FF 95 B CU 77 B CU 76 B CU 76 4-2 BB		C CU 75 B FF 95 F FF 95 X SL 82 1-2 17 CS 17 S 1B		B SL 82 C CU 75 B SL 82 2 SAFE X FF 95 2-1 ③ L9		C SL 80 S SL 80 B SL 80 F SI 94 F SL 80 X SL 82 1-2 ③ G6-3			3	0	1	0	1	0	3
17 Laynce Nix, L (1, 7) OBP: 0.310, SLG: 0.514 31 Jonny Gomes, R (8, PH) OBP: 0.367, SLG: 0.465 (9, 7)	B CU 75 1 SAFE X CH 82 1-0 ③ P3		B FF 93 C SL 82 X CH 83 1-1 ②③ G1-3 1-3			C FF 93 X CH 84 0-1 ① P6		B SL 76 F SL 80 S SL 84 B FF 94 S CH 84 2-3 ① K2-3		3 1	0 0	0 0	0 0	0 1	0 0	2 0
29 Ryan Hanigan, R (1, 2) OBP: 0.406, SLG: 0.377		B FF 91 B FF 93 B FF 93 B FF 93 4-0 23 HBP 32 BB BB	C SL 80 B SL 79 B SL 81 X FF 93 2-1 ① P3			C FF 92 B CU 76 C CU 75 B FF 95 F CU 76 B CH 84 B FF 94 4-2 15 1B BB		B FF 94 C FF 93 X CH 79 1-1 32 G3 1B		2	0	1	0	2	0	0
32 Jay Bruce, L (1, 9) OBP: 0.305, SLG: 0.463		B FF 93 C SL 84 B CH 84 D SL 83 B FF 94 4-1 23 HBP 1-2 BB	B CU 74 B FF 93 X FF 94 2-0 ② P6		S SL 82 X FF 93 0-1 ② F8		C FF 96 F SL 83 F FF 95 B CH 86 F FF 95 X CH 86 1-2 ② G3 1-2			3	0	0	0	1	0	2
15 Jerry Hairston, R (1, 5) OBP: 0.296, SLG: 0.404		C SL 83 F FF 94 F CU 76 D SL 85 X CU 76 1-2 ① L8	C FF 94 B FF 95 X CH 83 1-1 ③ P5			B FF 93 C SL 82 B CU 76 X FF 94 2-1 1-2 1B		B SL 80 C SL 83 B SL 85 C SL 83 B FF 95 F FF 95 F FF 95 X SL 86 3-2 ③ L7		4	0	1	0	0	0	3
23 Adam Rosales, R (1, 3) OBP: 0.313, SLG: 0.304		F FF 93 H FF 91 1-1 1-2 2-3 HBP			B FF 93 C SL 82 B FF 94 F FF 93 X FF 94 2-2 56 SH 1B	C SL 84 B CU 76 X FF 94 1-1 ③ L9			B FC 92 F FC 90 C FC 90 S FC 90 1-3 ① K	3	0	1	0	0	1	2
56 Matt Maloney, L (1, 1) OBP: 0.250, SLG: 0.250 46 Carlos Fisher, R (6, 1) 21 Chris Dickerson, L (7, PH) OBP: 0.368, SLG: 0.357 7 Paul Janish, R (8, 6) OBP: 0.346, SLG: 0.340		C FF 94 S SL 85 F FF 94 B CU 76 F SL 82 D CU 76 C FF 95 2-3 ② K			M FF 87 C FF 92 X FF 90 0-2 1-2 SH		B SI 91 C SI 91 X SI 91 1-1 2 S 1B		C FC 90 F FC 91 S FC 95 0-3 ② K	1 0 1 1	0 0 0 0	0 0 1 0	0 0 0 0	0 0 0 0	1 0 0 1	3 0 0 0
Inning Stats	R: 0 H: 0 E: 0 LOB: 1 K: 0 BB: 1 S: 9 P: 17	R: 0 H: 0 E: 0 LOB: 3 K: 2 BB: 2 S: 14 P: 27	R: 0 H: 1 E: 0 LOB: 0 K: 0 BB: 0 S: 7 P: 9	R: 0 H: 0 E: 0 LOB: 0 K: 0 BB: 0 S: 5 P: 10	R: 0 H: 1 E: 0 LOB: 2 K: 0 BB: 0 S: 13 P: 18	R: 0 H: 1 E: 0 LOB: 2 K: 0 BB: 1 S: 11 P: 18	R: 0 H: 1 E: 0 LOB: 1 K: 1 BB: 0 S: 13 P: 16	R: 0 H: 1 E: 0 LOB: 1 K: 1 BB: 0 S: 15 P: 22	R: 0 H: 0 E: 0 LOB: 0 K: 3 BB: 0 S: 9 P: 13	1B: 5 2B: 0 3B: 0 HR: 0	SF: 0 SAC: 1 DP: 0 HBP: 1					

PITCHER		IP	WLS	BF	H	R	ER	SO	BB	IBB	HBP	BLK	WP	HR	S	P	ERA	WHIP
48 Tommy Hanson, R ERA: 4.08	(1, 1)	6.0	W	26	3	0	0	2	4	0	1	0	0	0	59	99	0.00	1.167
58 Peter Moylan, R ERA: 5.11	(7, 1)	1.0		4	1	0	0	1	0	0	0	0	0	0	13	16	0.00	1.000
51 Michael Gonzalez, L ERA: 2.4	(8, 1)	1.0		4	1	0	0	1	0	0	0	0	0	0	15	22	0.00	1.000
Rafael Soriano, R ERA: 1.47	(9, 1)	1.0		3	0	0	0	3	0	0	0	0	0	0	9	13	0.00	0.000

PITCHER	IP	WLS	BF	H	R	ER	SO	BB	IBB	HBP	BLK	WP	HR	S	P	ERA	WHIP

Atlanta Braves @ Cincinnati Reds

Great American Ball Park, Cincinnati, OH

Thu Jun 18 2009, 12:35 PM EDT

Att. 24,657 - Overcast - 71 F

livebaseballscorecards.com

AB	31
R	0
H	5
RBI	0
BB	4
SO	7
LOB	24

Batter	1	2	3	4	5	6	7	8	9	AB	R	H	RBI	BB	SO	LOB
13 Nate McLouth, L (1, 8) OBP: 0.346, SLG: 0.476	X SI 90 0-0 HR	C FF 90 F FF 91 S FF 92 0-3 ② K		B FC 90 S FC 90 C SL 82 B FF 92 B SL 82 X FC 91 3-2 19 1B 1-H 2B		B SL 82 C SI 93 F FF 96 X SL 87 1-2 ①② G3-6 1-2f		C SI 98 C CH 89 F SL 84 B SL 86 B FF 98 B FF 98 F SI 97 B FF 97 4-2 19 G5-4-3 BB		4	2	2	2	1	1	2
19 Yunel Escobar, R (1, 6) OBP: 0.347, SLG: 0.436	B FF 89 X SI 92 1-0 10 2B 18 BB 1B	1 SAFE X SI 91 0-0 ③ FC6-4 1-2f		C FF 91 F FF 93 X FC 90 0-2 2-H 1B		C SI 94 F SI 95 X SL 87 0-2 ③ G5-3		B SI 95 B SI 95 F FF 95 X SI 95 2-1 ②③ G5-4-3 1-2f		5	1	2	1	0	0	2
10 Chipper Jones, S (1, 5) OBP: 0.418, SLG: 0.500	X FF 91 0-0 18 BB 1-3 2B	X SI 91 0-0 ① P5	B FS 84 S FF 90 X FS 84 1-1 ③ F9				X FF 95 0-0 E5 16 G4-3 18 1B		B FF 91 F FF 92 B SL 78 B SL 78 F FF 92 B FF 94 4-2 16 1B 18 SF9 BB	4	2	1	0	1	0	1
16 Brian McCann, L (1, 2) OBP: 0.419, SLG: 0.522	B SL 81 D SL 81 B FF 89 B SI 91 4-0 18 BB BB	B SI 92 F FF 93 F SL 82 F SI 93 B SL 84 X FS 84 2-2 ② G4-3		C SL 82 X SI 91 0-1 18 2B 2B			B FF 94 F FF 94 F SL 85 B FF 96 B SL 84 F FF 96 X FF 95 3-2 ① G4-3 1-2		B FF 93 S CU 78 F SL 84 F FF 94 F SL 83 X SL 84 1-2 22 FC4-6 1-3 1B	4	1	2	0	1	0	1
18 Garret Anderson, L (1, 10) OBP: 0.308, SLG: 0.383	B FC 90 D SL 81 B SL 81 B FF 91 4-0 22 L3 1-2 2-3 3-H BB	B FF 92 F FF 92 X FC 91 1-1 1B		S FS 82 D FS 83 X FS 83 1-1 23 F9 22 SF7 2-H 2B			X SI 92 0-0 23 1B 2-H 1B		B SI 93 B FF 92 C FF 93 X SL 84 2-1 SF9 3-H	3	1	3	4	1	0	0
23 Matt Diaz, R (1, 7) OBP: 0.348, SLG: 0.431	C FC 90 S SL 82 D SL 82 S SL 82 1-3 ① K	B SI 93 X FF 92 1-0 ③ G1-3		F FF 96 X SL 87 0-1 ① F9 2-3			B FF 97 S SI 96 X SL 83 1-1 7 FC5-4 1-3 1B		X FF 92 0-0 ② F9	5	0	1	0	0	1	6
22 Casey Kotchman, L (1, 3) OBP: 0.332, SLG: 0.390	B SI 92 X FC 91 1-0 ②③ L3 1-1			X FC 89 0-0 ① F9 X FF 96 0-0 ② SF7 3-H			B SL 82 S SI 97 X 1-1 ② L6		C CU 77 F FF 93 F FF 92 F FF 92 X CU 78 0-2 ③ FC4-6 1-2f	4	0	0	1	0	0	6
7 Jeff Francoeur, R (1, 9) OBP: 0.284, SLG: 0.337		B FF 90 B SL 81 B FF 90 C FF 92 F FC 90 B SL 83 4-2 19 FC6-4 BB		C FF 93 X SL 83 0-1 ② P3 C SI 94 X SL 88 0-1 ③ G6-3			X SI 97 0-0 ③ FC5-4 1-2f			3	0	0	0	1	0	2
2 Kelly Johnson, L (1, 4) OBP: 0.294, SLG: 0.380		X FF 90 0-0 ① F9		B SI 92 B SI 92 C SI 93 C SL 83 B SL 84 B FF 91 4-2 13 2B BB		C FF 96 S SI 96 B FF 96 B FF 96 F FF 97 F SL 87 B FF 97 B SI 91 4-2 13 G3-6 BB		B FF 96 B FF 95 C FF 96 B FF 96 X SI 96 3-1 ① F7		2	1	0	0	2	0	1
Inning Stats	R: 2 E: 0 K: 1 S: 7 H: 3 LOB: 2 BB: 2 P: 18	R: 0 E: 0 K: 1 S: 7 H: 0 LOB: 1 BB: 1 P: 11	R: 0 E: 0 K: 0 S: 8 H: 1 LOB: 1 BB: 0 P: 12	R: 2 E: 0 K: 0 S: 13 H: 2 LOB: 1 BB: 1 P: 21	R: 2 E: 0 K: 0 S: 9 H: 2 LOB: 0 BB: 0 P: 10	R: 0 E: 0 K: 0 S: 10 H: 0 LOB: 0 BB: 1 P: 15	R: 1 E: 1 K: 0 S: 11 H: 2 LOB: 2 BB: 0 P: 16	R: 0 E: 0 K: 0 S: 8 H: 0 LOB: 0 BB: 1 P: 17	R: 1 E: 0 K: 0 S: 15 H: 1 LOB: 1 BB: 1 P: 22	1B: 6 2B: 5 3B: 0 HR: 1 SF: 2 SAC: 0 DP: 3 HBP: 0						

TOP

Atlanta Braves @ Boston Red Sox

Fenway Park, Boston, MA

Fri Jun 19 2009, 7:10 PM EDT

Att. 37,703 - Cloudy - 72 F

livebaseballscorecards.com

AB	34
R	8
H	11
RBI	8
BB	7
SO	2
LOB	21

PITCHER		IP	WLS	BF	H	R	ER	SO	BB	IBB	HBP	BLK	WP	HR	S	P	ERA	WHIP
18 Daisuke Matsuzaka, R ERA: 8.23	(1, 1)	4.0	L	23	8	6	6	2	4	0	0	0	0	1	39	67	13.50	3.000
63 Justin Masterson, R ERA: 3.65	(5, 1)	2.1		9	1	1	0	0	1	0	0	0	0	0	21	29	0.00	0.857
51 Daniel Bard, R ERA: 2.93	(7, 1)	1.2		6	1	0	0	0	1	0	0	0	0	0	13	24	0.00	1.200
24 Takashi Saito, R ERA: 2.59	(9, 1)	1.0		5	1	1	1	0	1	0	0	0	0	0	15	22	9.00	2.000

PITCHER	IP	WLS	BF	H	R	ER	SO	BB	IBB	HBP	BLK	WP	HR	S	P	ERA	WHIP

BOTTOM

Atlanta Braves @ Boston Red Sox

Fenway Park, Boston, MA

Fri Jun 19 2009, 7:10 PM EDT

Att. 37,703 - Cloudy - 72 F

livebaseballscorecards.com

Batter	1	2	3	4	5	6	7	8	9	AB	R	H	RBI	BB	SO	LOB
15 Dustin Pedroia, R (1, 4) OBP: 0.379, SLG: 0.376	C SI 92 F SI 86 F FF 93 S CU 72 0-3 K ①		C FF 93 X SI 86 0-1 E6			B FO 83 X FF 91 1-0 L5 ①		C SL 85 C SL 86 S FF 92 0-3 K ②		4	0	0	0	0	2	0
7 J.D. Drew, L (1, 9) OBP: 0.386, SLG: 0.487	C CU 70 B CU 70 B SI 87 C FF 94 B SI 86 S FF 93 3-3 K ②		1 SAFE B FF 92 C SI 86 1 SAFE X SI 92 1-1 F8 ③			B CU 68 B CU 67 B FF 91 B FF 90 4-0 20 FC6-4 BB		B SI 96 C SI 96 B SL 86 B FF 95 C FF 95 X FF 94 3-2 F8 ③		3	0	0	0	1	1	1
20 Kevin Youkilis, R (1, 3) OBP: 0.446, SLG: 0.597	C FF 94 B SI 93 F SI 93 B FC 86 F CU 70 S FC 86 2-3 K ③			F FF 92 B FF 91 B FF 92 B CU 69 F FF 92 X FF 93 3-2 F9 ①		F FF 91 C SI 91 X FO 85 0-2 FC6-4 44 HR 1-2f ②			B FF 94 B FF 95 X FF 96 2-0 F7 ①	4	1	0	0	0	1	1
44 Jason Bay, R (1, 7) OBP: 0.400, SLG: 0.592		X FF 92 0-0 2 PB 2B		C FC 88 B FF 93 B FO 86 B FO 85 B FF 92 4-1 BB		1 SAFE X SI 90 0-0 1-H HR			C FF 96 B CH 84 B SL 84 C SL 82 S SL 88 2-3 K ②	3	1	2	2	1	1	0
34 David Ortiz, L (1, 10) OBP: 0.308, SLG: 0.351		C SI 93 S FO 86 S FO 86 0-3 K ①		C FO 86 D FO 86 X CU 70 1-1 F7 ②		C CU 70 F FO 86 B FF 91 B CU 68 B FF 91 T FF 92 3-2 K ③			B FF 95 C SL 82 F FF 95 B FF 96 B SL 87 T FF 96 3-2 K ③	4	0	0	0	0	3	2
25 Mike Lowell, R (1, 5) OBP: 0.324, SLG: 0.482		B FC 87 B FC 86 X FF 93 2-0 P4 ②		B FF 92 X SI 92 1-0 F7 ③			B SI 92 F SI 90 C SL 79 S SL 80 1-3 K ①			3	0	0	0	0	1	2
2 Jacoby Ellsbury, L (1, 8) OBP: 0.355, SLG: 0.390		B SI 87 B SI 93 F CU 73 X CU 71 2-1 G3 2-3 ③			C SI 91 B SI 86 B FO 85 B CU 68 B SI 91 4-1 33 G6-4-3 BB		C SI 92 B SI 93 S SI 93 X 1-2 F9 ②			2	0	0	0	1	0	1
33 Jason Varitek, S (1, 2) OBP: 0.320, SLG: 0.463			C CU 70 B FF 92 X FO 85 1-1 G4-3 ①		B SI 92 S SI 86 F CU 70 X SI 86 1-2 G6-4-3 1-2f ① ②		C S SI 93 B CH 84 S SI 93 1-3 K ③			3	0	0	0	0	1	1
22 Nick Green, R (1, 6) OBP: 0.335, SLG: 0.430			F FF 92 B FF 92 X CU 72 1-1 F8 ②		C CU 67 F CU 69 B FF 91 X FO 84 1-2 G5-3 ③			B FF 93 B FF 94 C FF 90 S FF 94 S FF 95 2-3 K ①		3	0	0	0	0	1	0

	AB	29
	R	2
	H	2
	RBI	2
	BB	3
	SO	11
	LOB	8

Inning Stats	1	2	3	4	5	6	7	8	9
	R: 0 E: 0 K: 3 S: 11	R: 0 E: 0 K: 1 S: 7	R: 0 E: 1 K: 0 S: 8	R: 0 E: 0 K: 0 S: 7	R: 0 E: 0 K: 0 S: 7	R: 2 E: 0 K: 1 S: 8	R: 0 E: 0 K: 2 S: 9	R: 0 E: 0 K: 2 S: 9	R: 0 E: 0 K: 2 S: 7
	H: 0 LOB: 0 BB: 0 P: 16	H: 1 LOB: 1 BB: 0 P: 11	H: 0 LOB: 1 BB: 0 P: 11	H: 0 LOB: 1 BB: 1 P: 16	H: 0 LOB: 0 BB: 1 P: 13	H: 1 LOB: 0 BB: 1 P: 16	H: 0 LOB: 0 BB: 0 P: 12	H: 0 LOB: 0 BB: 0 P: 14	H: 0 LOB: 0 BB: 0 P: 14

	1B: 0	SF: 0
	2B: 1	SAC: 0
	3B: 0	DP: 1
	HR: 1	HBP: 0

	WP: 0	PA: 32
	PB: 1	
	SB: 0	
	CS: 0	

PITCHER		IP	WLS	BF	H	R	ER	SO	BB	IBB	HBP	BLK	WP	HR	S	P	ERA	WHIP
11 Kenshin Kawakami, R ERA: 4.42	(1, 1)	6.0	W	23	2	2	2	5	3	0	0	0	0	1	48	83	3.00	0.833
58 Peter Moylan, R ERA: 4.91	(7, 1)	1.0		3	0	0	0	2	0	0	0	0	0	0	9	12	0.00	0.000
Rafael Soriano, R ERA: 1.42	(8, 1)	1.0		3	0	0	0	2	0	0	0	0	0	0	9	14	0.00	0.000
51 Michael Gonzalez, L ERA: 2.32	(9, 1)	1.0		3	0	0	0	2	0	0	0	0	0	0	7	14	0.00	0.000

PITCHER		IP	WLS	BF	H	R	ER	SO	BB	IBB	HBP	BLK	WP	HR	S	P	ERA	WHIP

Batter	1	2	3	4	5	6	7	8	9	AB	R	H	RBI	BB	SO	LOB
13 Nate McLouth, L (1, 8) OBP: 0.341, SLG: 0.468	C FF 97 F CU 77 F FF 97 B SI 92 B SI 97 X CU 78 2-2 ① P4			X FC 93 0-0 ① P2		C FF 95 X CH 90 0-1 ③ G4-3			C FF 96 X CH 91 0-1 ② F7	4	0	0	0	0	0	0
19 Yunel Escobar, R (1, 6) OBP: 0.346, SLG: 0.433	F FF 97 F FF 97 S SI 97 0-3 ② K			B FF 94 B FF 95 C SI 95 X SI 95 2-1 1B			C SI 95 S CH 90 C SI 95 0-3 ① K		X SI 95 0-0 ③ G6-3	4	0	1	0	0	2	0
10 Chipper Jones, S (1, 10) OBP: 0.417, SLG: 0.497	C FF 96 X SI 92 0-1 16 2-6 1B			B FF 93 1 SAFE S FF 93 C FF 96 C FF 96 1-3 ② K			B CU 77 C CU 77 B CU 79 B CH 90 X FC 93 3-1 ② G4-3			3	0	1	0	0	1	1
16 Brian McCann, L (1, 2) OBP: 0.418, SLG: 0.519	C FF 96 F CH 90 B CU 80 1-2 ③ 2-6 1-2	C FF 96 B FC 94 X SI 91 1-1 18 G3-6 1B		C FF 95 C CU 77 S CU 76 0-3 ③ K			B CU 77 S CU 78 F FF 95 F CU 79 C SI 96 1-3 ③ K			3	0	1	0	0	2	1
18 Garret Anderson, L (1, 7) OBP: 0.308, SLG: 0.382		B FF 96 X SI 96 1-0 ① ② G3-6 1-2f			B CU 76 C CU 77 B CH 89 X CH 91 2-1 ① G6-3			C CU 76 X SI 93 0-1 14 FC4-6 1B		3	0	1	0	0	0	1
14 Martin Prado, R (1, 5) OBP: 0.331, SLG: 0.426		B CU 78 C FF 96 X CU 78 1-1 ③ G5-3			F SI 95 X SI 96 0-1 ② G3			X SI 93 0-0 ① FC4-6 22 1B 1-2f		3	0	0	0	0	0	1
22 Casey Kotchman, L (1, 3) OBP: 0.332, SLG: 0.389			B CU 75 X FF 95 1-0 ① F7		C CH 90 F CH 89 B FF 95 B CH 89 S CU 77 2-3 ③ K			F SI 92 X FF 92 0-1 7 G1-6-3 1-2 1B		3	0	1	0	0	1	0
7 Jeff Francoeur, R (1, 9) OBP: 0.281, SLG: 0.333			B FF 95 B CU 79 F SI 95 B FF 96 X SI 96 3-1 ② F8		F SI 96 B CU 78 X SI 96 1-1 ① L3			D CU 78 D CU 78 F CH 90 B SI 95 X SI 95 3-1 ② ③ G1-6-3 1-2f		3	0	0	0	0	0	2
2 Kelly Johnson, L (1, 4) OBP: 0.290, SLG: 0.374			C SI 96 C FF 96 F FF 96 B CU 79 X SI 96 1-2 ③ G3		B FF 95 F FF 95 F SI 96 S CU 79 1-3 ② K				F FF 96 X SI 95 0-1 ① F8	3	0	0	0	0	1	0
Inning Stats	R: 0 E: 0 K: 1 S: 11 H: 1 LOB: 1 BB: 0 P: 14	R: 0 E: 0 K: 0 S: 5 H: 1 LOB: 0 BB: 0 P: 8	R: 0 E: 0 K: 0 S: 7 H: 0 LOB: 0 BB: 0 P: 12	R: 0 E: 0 K: 2 S: 9 H: 1 LOB: 1 BB: 0 P: 12	R: 0 E: 0 K: 1 S: 7 H: 0 LOB: 0 BB: 0 P: 11	R: 0 E: 0 K: 1 S: 7 H: 0 LOB: 0 BB: 0 P: 9	R: 0 E: 0 K: 2 S: 9 H: 0 LOB: 0 BB: 0 P: 13	R: 0 E: 0 K: 0 S: 7 H: 2 LOB: 1 BB: 0 P: 10	R: 0 E: 0 K: 0 S: 5 H: 0 LOB: 0 BB: 0 P: 5	1B: 5 2B: 0 3B: 0 HR: 0 SF: 0 SAC: 0 DP: 2 HBP: 0						

PITCHER	IP	WLS	BF	H	R	ER	SO	BB	IBB	HBP	BLK	WP	HR	S	P	ERA	WHIP
19 Josh Beckett, R (1, 1) ERA: 3.74	9.0	W	30	5	0	0	7	0	0	0	0	0	0	67	94	0.00	0.556

PITCHER	IP	WLS	BF	H	R	ER	SO	BB	IBB	HBP	BLK	WP	HR	S	P	ERA	WHIP

TOP

Atlanta Braves @ Boston Red Sox

Fenway Park, Boston, MA

Sat Jun 20 2009, 7:10 PM EDT

Att. 38,029 - Cloudy - 66 F

livebaseballscorecards.com

AB	29
R	0
H	5
RBI	0
BB	0
SO	7
LOB	6

Atlanta Braves @ Boston Red Sox

Fenway Park, Boston, MA

Sat Jun 20 2009, 7:10 PM EDT

Att. 38,029 - Cloudy - 66 F

livebaseballscorecards.com

Batter	1	2	3	4	5	6	7	8	9	AB	R	H	RBI	BB	SO	LOB
15 Dustin Pedroia, R (1, 4) OBP: 0.374, SLG: 0.370	B SI 88 C SI 89 B SL 81 X SI 90 2-1 G6-3 ①		C SI 91 X SI 90 0-1 G6-3 ③		C SI 90 B SI 91 X SI 90 1-1 F8 ③		B SI 93 B SI 94 X SI 93 2-0 FC6-4 ② 1-2f 3-H			4	0	0	1	0	0	2
7 J.D. Drew, L (1, 9) OBP: 0.388, SLG: 0.490	C SI 90 X SI 90 0-1 G3-1 ②			B SL 82 B SI 89 F SI 90 B SI 90 F SI 89 C SI 90 3-3 K ①		C SL 82 B SI 90 B SI 89 X SI 89 2-1 20 1B 2B	B SI 93 B SI 94 C SI 94 B SI 94 F SI 94 F SL 86 B SI 95 4-2 BB			3	1	1	0	1	1	0
20 Kevin Youkilis, R (1, 5) OBP: 0.447, SLG: 0.593	B SI 89 B SI 90 B SI 91 C SI 89 C SI 90 X SI 90 3-2 G5-3 ③			B SI 90 B SI 90 S SI 89 B SI 91 F SI 90 B SI 90 4-2 44 FC5-4 BB		C SL 83 C SI 90 X SL 84 0-2 2-H 1B	C SL 86 B SL 87 B SI 95 C SI 94 B SI 95 S FF 88 3-3 K ③			3	0	1	1	1	1	2
44 Jason Bay, R (1, 7) OBP: 0.395, SLG: 0.582		C SI 90 B SI 91 F SI 90 B SL 84 B SI 92 X SI 91 3-2 F8 ①		C SI 89 B SI 91 1 SAFE F SI 91 X SI 90 1-2 FC5-4 ② 1-2f		C SI 89 X SI 90 0-1 F9 ①		C SI 90 B SI 91 B SI 90 X FF 91 2-1 F8 ①		4	0	0	0	0	0	2
34 David Ortiz, L (1, 10) OBP: 0.307, SLG: 0.354		C SI 91 B SI 92 B SI 91 F SL 83 B SI 90 X SI 90 3-2 2B		1 SAFE S SI 91 B SI 91 X SI 90 1-1 G3 ③		1 SAFE C SI 90 B SI 89 X SI 89 1-1 F8 ②		S SL 84 B FF 91 X FF 91 1-1 P6 ②		4	0	1	0	0	0	2
11 Mark Kotsay, L (1, 3) OBP: 0.250, SLG: 0.348		B SL 82 C SL 83 B FC 85 X SI 91 2-1 F8 ②			C SL 82 B SL 82 B SL 82 F SI 90 B SI 90 F SL 83 F SL 83 X SI 89 3-2 G1-3 ①	1 SAFE 1 SAFE B SI 89 X SL 83 1-0 F8 ③		X FF 91 0-0 F7 ③		4	0	0	0	0	0	2
2 Jacoby Ellsbury, L (1, 8) OBP: 0.351, SLG: 0.385		B SI 90 S SI 91 F SI 91 B SI 91 F SI 91 X SI 91 2-2 G3-1 ③			L SI 90 B SI 90 C SI 90 B SI 90 F SI 91 F SI 91 B SI 90 S SL 83 3-3 K ②		B SI 88 B SI 88 C SI 88 X SI 88 2-1 G4-3 ①			3	0	0	0	0	1	1
33 Jason Varitek, S (1, 2) OBP: 0.325, SLG: 0.478			C SI 90 B SL 82 B SI 90 X SI 90 2-1 G4-3 ①		F SI 90 X SI 91 0-1 22 WP 22 2B 2B		S SL 82 B SL 82 F SI 90 B SI 89 X SL 84 2-2 22 1B 15 FC6-4 2B			3	2	2	0	0	0	0
22 Nick Green, R (1, 6) OBP: 0.341, SLG: 0.442			C SI 91 X SI 91 0-1 G5-3 ②		B SI 90 B SI 90 F SL 84 X SI 90 2-1 2-H 2B		X SI 89 0-0 2-3 15 FC6-4 1B			3	0	2	1	0	0	0
Inning Stats	R: 0 H: 0 E: 0 LOB: 0 K: 0 BB: 0 S: 7 P: 12	R: 0 H: 1 E: 0 LOB: 1 K: 0 BB: 0 S: 12 P: 22	R: 0 H: 0 E: 0 LOB: 0 K: 0 BB: 0 S: 6 P: 8	R: 0 H: 0 E: 0 LOB: 1 K: 1 BB: 1 S: 10 P: 19	R: 1 H: 2 E: 0 LOB: 1 K: 1 BB: 0 S: 16 P: 25	R: 1 H: 2 E: 0 LOB: 1 K: 0 BB: 0 S: 10 P: 14	R: 1 H: 2 E: 1 LOB: 2 K: 1 BB: 1 S: 13 P: 26	R: 0 H: 0 E: 0 LOB: 0 K: 0 BB: 0 S: 5 P: 8		1B: 2 SF: 0 2B: 5 SAC: 0 3B: 0 DP: 0 HR: 0 HBP: 0						

BOTTOM	
AB	31
R	3
H	7
RBI	3
BB	2
SO	3
LOB	11

WP: 1 PA: 33
PB: 0
SB: 0
CS: 0

PITCHER		IP	WLS	BF	H	R	ER	SO	BB	IBB	HBP	BLK	WP	HR	S	P	ERA	WHIP
32 Derek Lowe, R ERA: 4.09	(1, 1)	6.1	L	27	7	3	3	2	1	0	0	0	1	0	67	110	4.26	1.263
30 Jeff Bennett, R ERA: 2.76	(7, 1)	0.2		3	0	0	0	1	1	0	0	0	0	0	7	16	0.00	1.500
34 Eric O'Flaherty, L ERA: 3.91	(8, 1)	1.0		3	0	0	0	0	0	0	0	0	0	0	5	8	0.00	0.000

PITCHER	IP	WLS	BF	H	R	ER	SO	BB	IBB	HBP	BLK	WP	HR	S	P	ERA	WHIP

Atlanta Braves @ Boston Red Sox

Fenway Park, Boston, MA

Sun Jun 21 2009, 1:35 PM EDT

Att. 37,243 - Drizzle - 63 F

TOP

livebaseballscorecards.com

Batter	1	2	3	4	5	6	7	8	9	AB	R	H	RBI	BB	SO	LOB
13 Nate McLouth, L (1, 8) OBP: 0.346, SLG: 0.468	C KN 67 B KN 66 F KN 67 F KN 67 B KN 66 B KN 67 X FF 74 3-2 19 1B 16 2B 1B	X KN 68 0-0 ③ L9			C KN 67 B KN 58 C KN 67 X CU 60 1-2 ③ F9		B CH 86 X CH 88 1-0 19 FC5 1-2 2-H 1B		B FF 95 B SL 88 C FF 93 B FF 94 C FF 94 F FF 95 F FF 94 B FF 95 4-2 2 FC3-6 19 1B BB	4	1	2	1	1	0	1
19 Yunel Escobar, R (1, 6) OBP: 0.351, SLG: 0.436	C KN 67 1 SAFE C KN 67 X KN 68 0-2 16 2B 1-2 1B		B KN 66 F KN 66 X KN 66 1-1 16 G3-6-3 1B			B KN 65 C KN 64 S KN 66 X KN 68 1-2 ① G6-3	X FF 93 0-0 ③ FC5 1-2 2-3f		F FF 94 1 SAFE X FF 93 0-1 2 FC3-6 1-2 1B	5	1	3	0	0	0	2
10 Chipper Jones, S (1, 5) OBP: 0.412, SLG: 0.490 2 Kelly Johnson, L (7, 4) OBP: 0.292, SLG: 0.380	B KN 67 C KN 67 B KN 67 B KN 67 C FF 74 C 3-3 ① K		B KN 67 B KN 66 S FF 73 C CU 61 D KN 67 1 SAFE X CU 62 3-2 ① F7			F KN 66 B KN 60 F KN 67 X FF 74 1-2 ② P4		C FF 88 B CU 77 B CU 76 X FF 88 2-1 16 F8 18 1B 2B	C FF 94 B FS 88 X FF 94 1-1 ② FC3-6 16 BB 1-2f 2-3	3 2	0 1	0 1	0 0	0 0	1 0	3 2
16 Brian McCann, L (1, 10) OBP: 0.418, SLG: 0.518	C B KN 68 X KN 68 1-1 1-H 2-H 2B		B KN 68 C KN 67 B KN 61 X KN 68 2-1 ② ③ G3-6-3 1-2f			X KN 68 0-0 ③ G4-3		F FS 83 B CU 78 B CU 77 X FS 83 2-1 ① F8 2-3	B FS 88 B FF 94 B FF 94 F FF 93 B FF 95 4-1 1-2 BB	4	0	1	2	1	0	2
18 Garret Anderson, L (1, 7) OBP: 0.313, SLG: 0.385 23 Matt Diaz, R (8, PR) OBP: 0.345, SLG: 0.427 (8, 7)	C KN 68 F KN 68 F KN 68 F KN 68 X KN 69 0-2 ② F9			C KN 65 X KN 59 0-1 ① G4-3			X KN 66 0-0 14 1B 1 1B 1B	F FF 87 F FF 88 B FF 88 X FS 82 1-2 14 1B 3-H 1B	C FF 95 F FF 95 F FF 95 B FF 96 S FF 95 1-3 ③ K	4 1	1 0	2 0	1 0	0 0	0 1	1 3
22 Casey Kotchman, L (1, 3) OBP: 0.326, SLG: 0.381	X KN 68 0-0 ③ F9			C KN 66 F KN 58 X KN 66 0-2 ② L5			F KN 65 F KN 66 X KN 60 0-2 ① F8	C CU 76 X FF 87 0-1 ② P5		4	0	0	0	0	0	3
14 Martín Prado, R (1, 4) OBP: 0.344, SLG: 0.445 (7, 5)		C KN 65 C KN 65 X 0-2 2B		C KN 66 T KN 69 B CU 61 F KN 68 T KN 56 1-2 ③ K			B KN 65 X FF 74 1-0 1 1B 13 1B 1-2 1B	B FS 83 C FF 88 X CU 76 1-1 1-2 1B		4	1	3	0	0	1	0
8 David Ross, R (1, 2) OBP: 0.402, SLG: 0.551		B KN 67 F KN 67 X KN 67 1-1 ① G5-3			C KN 64 X KN 66 0-1 1 G6-3 1B		X KN 67 0-0 ② F7	B FS 83 X FS 84 1-0 ③ F8		4	0	1	0	0	0	5
1 Grégor Blanco, L (1, 9) OBP: 0.176, SLG: 0.067		C KN 68 F KN 67 X KN 68 0-2 ② L3			X KN 66 0-0 ① ② G6-3 1-2f		B KN 66 X KN 66 1-0 19 FC5 13 1B 1-2 2-H 1B		F FF 93 F FF 94 B FF 94 B FF 94 X FF 93 2-2 ① G4-3	4	0	1	1	0	0	2

	AB	39
	R	5
	H	14
	RBI	5
	BB	2
	SO	3
	LOB	24

Inning Stats																																		
	R: 2 E: 0 K: 1 S: 18		H: 3 LOB: 1 BB: 0 P: 25		R: 0 E: 0 K: 0 S: 9		H: 1 LOB: 1 BB: 0 P: 10		R: 0 E: 0 K: 0 S: 7		H: 1 LOB: 0 BB: 0 P: 13		R: 0 E: 0 K: 1 S: 9		H: 0 LOB: 0 BB: 0 P: 10		R: 0 E: 0 K: 0 S: 6		H: 1 LOB: 0 BB: 0 P: 7		R: 0 E: 0 K: 0 S: 7		H: 0 LOB: 0 BB: 0 P: 9		R: 2 E: 0 K: 0 S: 9		H: 4 LOB: 2 BB: 0 P: 12		R: 1 E: 0 K: 0 S: 12		H: 3 LOB: 2 BB: 0 P: 19		R: 0 E: 0 K: 1 S: 16		H: 1 LOB: 3 BB: 2 P: 28		1B: 11 2B: 3 3B: 0 HR: 0		SF: 0 SAC: 0 DP: 2 HBP: 0		WP: 0 PB: 0 SB: 0 CS: 0		PA: 41

PITCHER		IP	WLS	BF	H	R	ER	SO	BB	IBB	HBP	BLK	WP	HR	S	P	ERA	WHIP
49 Tim Wakefield, R ERA: 4.47	(1, 1)	6.2		27	9	4	4	2	0	0	0	0	0	0	63	83	5.40	1.350
56 Ramon E Ramirez, R ERA: 1.95	(7, 1)	0.1	B	2	1	0	0	0	0	0	0	0	0	0	2	3	0.00	3.000
37 Hideki Okajima, L ERA: 2.61	(8, 1)	1.0	B	6	3	1	1	0	0	0	0	0	0	0	12	19	9.00	3.000
58 Jonathan Papelbon, R ERA: 1.8	(9, 1)	1.0	W	6	1	0	0	1	2	0	0	0	0	0	16	28	0.00	3.000

PITCHER	IP	WLS	BF	H	R	ER	SO	BB	IBB	HBP	BLK	WP	HR	S	P	ERA	WHIP

BOTTOM

Atlanta Braves @ Boston Red Sox

Fenway Park, Boston, MA

Sun Jun 21 2009, 1:35 PM EDT

Att. 37,243 - Drizzle - 63 F

livebaseballscorecards.com

Batter	1	2	3	4	5	6	7	8	9	AB	R	H	RBI	BB	SO	LOB
15 Dustin Pedroia, R (1, 4) OBP: 0.373, SLG: 0.372	C FF 90 B SI 92 F SI 91 B FF 92 X SL 79 2-2 20 E 44 SF9 2B	C SI 91 B SL 80 F CH 85 X SI 92 1-2 ③ G4-3		B SI 90 B CH 83 B FF 92 C SI 92 X FF 91 3-1 ③ F7			B FF 90 F SI 92 F CH 83 B FF 92 X FF 93 2-2 ① F8			4	1	1	0	0	0	3
7 J.D. Drew, L (1, 9) OBP: 0.386, SLG: 0.485	C FF 91 B FF 91 F CH 84 C FF 93 1-3 ① K	B CH 81 C CH 81 X CH 82 1-1 ① F7		F FF 89 C SI 91 S CH 83 0-3 ① K			S FF 89 C FF 90 B FF 91 X SL 84 1-2 20 G6-3 20 S 2-H 1B			4	0	1	1	0	2	1
20 Kevin Youkilis, R (1, 5) OBP: 0.444, SLG: 0.585	C SI 93 C FF 94 B CH 83 F FF 94 B SI 91 F CH 83 X SI 94 2-2 E1 34 HR 2-3		B FF 92 B FF 90 B SI 91 C SI 91 S CH 83 F SI 92 X FF 92 3-2 44 CS 1B		F FF 91 C SI 92 C SI 94 0-3 ② K		C SL 77 F SI 92 B SI 92 B SL 78 B SI 93 X SI 92 3-2 ② G6-3 1-3			4	1	1	0	0	1	2
44 Jason Bay, R (1, 7) OBP: 0.393, SLG: 0.577	B SL 79 C SI 92 B CH 84 C CH 83 X FF 93 2-2 ② SF9 3-H		B FF 92 B FF 92 F SL 82 F SI 91 S CH 84 2-3 ②③ K 1-2		B CH 83 B CH 84 B FF 92 B FF 91 4-0 BB		C SL 78 B SL 79 S SL 79 F SI 91 B SL 78 C SL 80 2-3 ③ K			2	0	0	1	1	2	2
34 David Ortiz, L (1, 10) OBP: 0.310, SLG: 0.370	1 SAFE B SI 92 B SI 92 X FF 92 2-0 1-H HR			X FF 89 0-0 2 1B 11 G2-3 16 SF7 1B	1 SAFE C CH 83 F FF 91 T FF 93 0-2 ③ K			B FF 93 F FF 94 F FF 96 S SL 86 1-3 ① K		4	2	2	2	0	2	1
11 Mark Kotsay, L (1, 3) OBP: 0.286, SLG: 0.370	B SL 82 B CH 84 X FF 91 2-0 1B			C FF 90 F SI 92 X SL 80 0-2 ① G2-3 1-2		C FF 90 F CH 83 B CH 81 X FF 92 1-2 22 G3-6-3 1B		B SL 82 C FF 95 X SL 85 1-1 ② L7		4	0	2	0	0	0	1
2 Jacoby Ellsbury, L (1, 8) OBP: 0.349, SLG: 0.383	B SL 81 F SI 91 C FF 92 X CH 85 1-2 ③ F8			B FF 91 B SL 82 C SL 82 B CH 83 X CH 83 3-1 22 HBP 2-3 1B		1 SAFE B SL 80 B SL 79 B SI 91 F SI 90 C FF 92 2-3 ① K		C FF 95 C FF 94 X FF 94 0-2 ③ G5-3		4	0	1	0	0	1	2
22 Nick Green, R (1, 6) OBP: 0.345, SLG: 0.459		X SL 80 0-0 ① F7		H CH 82 1-0 1-2 HBP		1 SAFE 1 SAFE C SI 92 S CH 82 X SI 93 0-2 ②③ G3-6-3 1-2f			X SI 90 0-0 HR	3	1	1	1	0	0	1
16 George Kottaras, L (1, 2) OBP: 0.310, SLG: 0.393		B FF 90 C FF 92 S CH 83 F CH 84 B FF 92 X SI 90 2-2 ② L8		F SL 80 S FF 92 X SL 81 0-2 ② SF7 3-H			X SI 89 0-0 7 1B 2B			2	1	1	1	0	0	0
Inning Stats	R: 3 H: 3 E: 1 LOB: 1 K: 1 BB: 0 S: 19 P: 31	R: 0 H: 0 E: 0 LOB: 0 K: 0 BB: 0 S: 8 P: 11	R: 0 H: 1 E: 0 LOB: 1 K: 1 BB: 0 S: 9 P: 15	R: 1 H: 2 E: 0 LOB: 2 K: 0 BB: 0 S: 11 P: 18	R: 0 H: 0 E: 0 LOB: 1 K: 3 BB: 1 S: 9 P: 13	R: 0 H: 1 E: 0 LOB: 0 K: 1 BB: 0 S: 9 P: 12	R: 1 H: 2 E: 0 LOB: 1 K: 1 BB: 0 S: 14 P: 22	R: 0 H: 0 E: 0 LOB: 0 K: 1 BB: 0 S: 8 P: 10	R: 1 H: 1 E: 0 LOB: 0 K: 0 BB: 0 S: 1 P: 1	1B: 6 SF: 2 2B: 3 SAC: 0 3B: 0 DP: 2 HR: 2 HBP: 1						WP: 0 PA: 35 PB: 0 SB: 1 CS: 1	

	AB	31
	R	6
	H	10
	RBI	6
	BB	1
	SO	8
	LOB	13

PITCHER		IP	WLS	BF	H	R	ER	SO	BB	IBB	HBP	BLK	WP	HR	S	P	ERA	WHIP
49 Jair Jurrjens, R ERA: 2.89	(1, 1)	6.1		28	8	5	2	6	1	0	1	0	0	1	69	106	2.84	1.421
34 Eric O'Flaherty, L ERA: 3.91	(7, 1)	0.0		1	1	0	0	0	0	0	0	0	0	0	3	4	∞	∞
58 Peter Moylan, R ERA: 4.76	(7, 1)	0.2		2	0	0	0	1	0	0	0	0	0	0	7	12	0.00	0.000
51 Michael Gonzalez, L ERA: 2.25	(8, 1)	1.0		3	0	0	0	1	0	0	0	0	0	0	8	10	0.00	0.000
30 Jeff Bennett, R ERA: 3.03	(9, 1)	0.0	L	1	1	1	1	0	0	0	0	0	0	1	1	1	∞	∞

PITCHER		IP	WLS	BF	H	R	ER	SO	BB	IBB	HBP	BLK	WP	HR	S	P	ERA	WHIP

Batter	1	2	3	4	5	6	7	8	9	AB	R	H	RBI	BB	SO	LOB
2 Ryan Theriot, R (1, 6) OBP: 0.340, SLG: 0.420	B FF 89 B FF 90 C FF 88 X FF 90 2-1 1 G4-6-3 1B		X FF 90 0-0 1B		C SL 77 B SL 85 B SI 92 2 SAFE D SL 83 X SL 86 3-1 ② G4-3 2-3		B SL 77 C SL 76 B SL 84 X SI 91 2-1 ② G4-3		F FF 92 C SL 82 S FC 90 0-3 ② K	5	0	2	0	0	1	2
1 Kosuke Fukudome, L (1, 8) OBP: 0.397, SLG: 0.422	X SI 90 0-0 ① ② G4-6-3 1-2f		L FF 89 S SL 87 F CH 74 1 SAFE S FF 91 0-3 ① K		B FF 89 S SL 88 C CU 69 F SL 87 B FF 93 B FF 93 X CU 69 3-2 ③ F9		B SI 92 C FF 92 B FF 93 B FF 91 B SI 90 4-1 5 1B BB		B SI 94 B SI 94 B SI 94 B FF 94 4-0 1-2 BB	3	0	0	0	2	1	3
5 Jake Fox, R (1, 7) OBP: 0.333, SLG: 0.423	B SI 91 X FF 91 1-0 25 1B 1B		C CU 74 1 SAFE X SL 86 0-1 ② F9			C FF 91 B FF 92 B CU 75 S SL 85 F FF 94 X CU 64 2-2 ① F7	B CU 74 1 SAFE B CU 74 S CU 76 B SL 80 S SL 84 X SL 84 3-2 1-2 1B		C FF 93 S SL 84 C FF 95 0-3 ③ K	5	0	2	0	0	1	3
25 Derrek Lee, R (1, 3) OBP: 0.361, SLG: 0.493	C SI 90 C SI 92 X SL 87 0-2 1-2 1B		B FF 92 B SI 92 B CU 75 C SL 84 X FF 92 3-1 ③ F8			S SL 88 F FF 93 B SL 88 B CU 67 B SL 86 F FF 93 F CU 75 F SI 93 X SI 92 3-2 ② G6-3	F SI 89 X SI 89 0-1 ③ F9			4	0	1	0	0	0	3
6 Micah Hoffpauir, L (1, 9) OBP: 0.305, SLG: 0.445	S FF 92 D CH 78 B FF 91 F SL 88 B FF 93 S CU 71 3-3 ③ K			C CU 73 X FF 91 0-1 ① G4-3		X SI 92 0-0 17 BB 18 1B 1B		B FF 92 B FF 92 F FF 92 C FF 94 B SL 85 X FF 94 3-2 ① F8		4	0	1	0	0	1	2
18 Geovany Soto, R (1, 2) OBP: 0.341, SLG: 0.353		X FF 88 0-0 ① G5-3		C FF 90 C SL 87 B CU 64 S FF 92 1-3 ② K		C SL 82 X SL 86 0-1 17 BB 1-2 1B		B FF 93 C SL 78 F FF 94 F FF 95 B FF 94 S SL 85 2-3 ② K		4	0	1	0	0	2	0
17 Mike Fontenot, L (1, 5) OBP: 0.321, SLG: 0.381		B FF 89 F FF 89 F SL 87 B SL 87 F FF 92 X CU 66 2-2 1B		C FF 90 S FF 92 F CH 77 B FF 92 X SL 87 1-2 ③ G6-3		B SL 86 B FF 92 B SI 85 C SL 86 B SL 87 4-1 1-2 2-3 BB		C FF 94 X SL 84 0-1 ③ G4-3		3	0	1	0	1	0	0
13 Andrés Blanco, S (1, 4) OBP: 0.310, SLG: 0.302		B CH 77 1 SAFE X SL 85 1-0 ② F7			C CU 77 F CH 78 X CH 72 0-2 2 G4-3 46 SH1-4 1B	B CU 77 C FF 89 B SL 87 X SL 84 2-1 ③ F8			C SI 93 B FF 92 B FF 92 C FC 92 F FF 93 X FF 95 2-2 1 DI 1B	4	0	2	0	0	0	4
46 Ryan Dempster, R (1, 1) OBP: 0.147, SLG: 0.125 45 Sean Marshall, L (7, 1) OBP: 0.231, SLG: 0.231 22 Kevin Hart, R (8, 1) 21 Milton Bradley, S (9, PH) OBP: 0.351, SLG: 0.395		T FF 89 S SL 76 C FF 91 0-3 ③ K			L CH 78 X SL 78 0-1 ① SH1-4 1-2		F FF 91 B FF 91 S SL 75 B CU 71 F SL 78 C FF 91 2-3 ① K		S SI 93 B SI 94 F SI 94 S SL 86 1-3 ① K	2 0 0 1	0 0 0 0	0 0 0 0	0 0 0 0	0 0 0 1	2 0 0 1	1 0 0 1

Inning Stats	1	2	3	4	5	6	7	8	9
	R: 0 E: 0 K: 1 S: 10	H: 3 LOB: 2 BB: 0 P: 16	R: 0 E: 0 K: 1 S: 9	H: 1 LOB: 1 BB: 0 P: 12	R: 0 E: 0 K: 1 S: 9	H: 1 LOB: 1 BB: 0 P: 12	R: 0 E: 0 K: 1 S: 9	H: 0 LOB: 0 BB: 0 P: 11	R: 0 E: 0 K: 0 S: 11	H: 1 LOB: 1 BB: 0 P: 17	R: 0 E: 0 K: 0 S: 16	H: 2 LOB: 3 BB: 1 P: 27	R: 0 E: 0 K: 1 S: 12	H: 1 LOB: 2 BB: 1 P: 23	R: 0 E: 0 K: 1 S: 9	H: 0 LOB: 0 BB: 0 P: 14	R: 0 E: 0 K: 3 S: 13	H: 1 LOB: 2 BB: 1 P: 20

| | | |

Chicago Cubs @ Atlanta Braves

Turner Field, Atlanta, GA

Mon Jun 22 2009, 7:10 PM EDT

Att. 31,701 - Cloudy - 77 F

livebaseballscorecards.com

BOTTOM

Batter	1	2	3	4	5	6	7	8	9	AB	R	H	RBI	BB	SO	LOB
13 Nate McLouth, L (1, 8) OBP: 0.348, SLG: 0.473	C SI 88 B SI 91 S SL 83 B SL 86 B FF 92 S SL 86 3-3 ① **K**		C SL 84 F FF 91 B FS 82 B FS 83 X SL 84 2-2 10 CS 2 S 2-H 1B		F SI 89 X FS 82 0-1 ② **G1-3**		C FS 81 X FS 82 0-1 14 1B 10 SF8 2B			4	1	2	1	0	1	0
2 Kelly Johnson, L (1, 4) OBP: 0.297, SLG: 0.378 14 Martín Prado, R (6, 4) OBP: 0.348, SLG: 0.450	B FF 92 F FF 93 C SI 93 X SI 93 1-2 ② **G5-3**		1 SAFE C SI 90 B SL 84 F SL 85 F SI 91 B SI 92 F FS 83 B SI 92 F SL 86 4-2 F FF 92 B SI 91 1-2 BB		B SL 82 B SI 91 B SI 89 C SI 89 C FF 89 B FF 91 4-2 10 2B BB		B SL 85 F SI 91 F FF 90 X SL 86 1-2 10 SF8 2-3 1B			1 1	0 0	0 1	0 0	0 0	2 0	0 0
10 Chipper Jones, S (1, 5) OBP: 0.413, SLG: 0.495	B FF 91 B SL 85 B SL 85 C FF 91 B SI 92 4-1 BB		S SL 85 B SI 92 B SI 92 C SL 86 B SI 93 S FF 92 3-3 ② ③ **K** 2-3		X SL 85 0-0 1-3 2B		X SI 91 0-0 ② SF8 1-2 3-H			2	0	1	1	1	1	2
16 Brian McCann, L (1, 2) OBP: 0.409, SLG: 0.506	X FF 92 0-0 ③ **F9**			C SL 84 B SL 83 S FS 81 B SI 90 S FS 82 2-3 ① **K**	B SL 85 S FS 83 B FF 92 S SL 85 D SL 86 X FS 82 3-2 ③ **L3**		C CU 73 X SI 89 0-1 ③ **G4-3**			4	0	0	0	0	1	4
18 Garret Anderson, L (1, 7) OBP: 0.317, SLG: 0.394 Rafael Soriano, R (9, 1)		B SI 90 B FS 80 B SI 90 C FF 90 F SI 92 F SL 85 X FF 92 3-2 ① **F7**		X FS 81 0-0 22 FC1-6-5 2B	B FF 90 F SL 84 F SL 85 X SI 92 1-2 22 FC4-6 1B			C FF 91 B SL 87 X SI 93 1-1 ① **G5-3**		4 0	0 0	2 0	0 0	0 0	0 0	0 0
22 Casey Kotchman, L (1, 3) OBP: 0.324, SLG: 0.376	C FF 92 X SI 93 0-1 ② **L5**		C C X 0-2 ② **FC1-6-5** 7 2B 2-3		B SI 89 F SI 90 F SL 85 B SI 90 F SL 84 X FS 81 2-2 ① **FC4-6** 7 1B 1-2f			C SI 92 B SL 89 B FF 88 B FF 90 B SI 90 4-1 BB		3	0	0	0	1	0	2
7 Jeff Francoeur, R (1, 9) OBP: 0.284, SLG: 0.340	X SL 86 0-0 ③ **G6-3**			F SI 90 X SI 91 0-1 1-3 2B	F SI 90 F SL 84 X SL 83 0-2 27 G6-4-3 1-2 1B			S FF 95 B FF 94 1 SAFE B SI 91 S CU 80 D CU 80 X CU 80 3-2 ② **F9**		4	0	2	0	0	0	1
27 Diory Hernandez, R (1, 6) OBP: 0.167, SLG: 0.147			B SI 90 B SI 89 C SI 91 B SI 92 B FF 91 4-1 33 SH3 13 1B BB	C SL 85 B SL 85 C SL 86 B SL 85 F FF 91 F SL 86 B SI 92 C SL 86 3-3 ③ **K**	X SL 84 0-0 ② ③ G6-4-3 1-2f			F FF 94 X FF 94 0-1 ③ **F9**		3	1	0	0	1	1	5
33 Javier Vazquez, R (1, 1) OBP: 0.107, SLG: 0.148 58 Peter Moylan, R (7, 1) 1 Grégor Blanco, L (7, PH) OBP: 0.167, SLG: 0.063 51 Michael Gonzalez, R (8, 1) 23 Matt Diaz, R (9, 7) OBP: 0.345, SLG: 0.427			X FF 88 0-0 ① **SH3** 1-2		B SI 89 C SI 90 S SL 84 S SL 84 1-3 ① **K**		B FF 88 B SI 89 B FF 88 C FF 86 F FF 88 C SL 85 3-3 ① **K**			1 0 1 0 0	0 0 0 0 0	0 0 0 0 0	0 0 0 0 0	0 0 1 0 0	1 0 0 0 0	0 0 0 0 0

Inning Stats																				
	R: 0 E: 0 K: 1 S: 8	H: 0 LOB: 1 BB: 1 P: 16	R: 0 E: 0 K: 0 S: 7	H: 0 LOB: 0 BB: 0 P: 10	R: 1 E: 0 K: 1 S: 14	H: 1 LOB: 2 BB: 2 P: 27	R: 0 E: 0 K: 2 S: 14	H: 2 LOB: 2 BB: 0 P: 19	R: 0 E: 0 K: 1 S: 11	H: 1 LOB: 2 BB: 1 P: 19	R: 0 E: 0 K: 0 S: 11	H: 2 LOB: 1 BB: 0 P: 14	R: 1 E: 0 K: 1 S: 11	H: 2 LOB: 1 BB: 0 P: 15	R: 0 E: 0 K: 0 S: 8	H: 0 LOB: 1 BB: 1 P: 16	1B: 4 2B: 5 3B: 0 HR: 0	SF: 1 SAC: 1 DP: 2 HBP: 0	WP: 0 PB: 0 SB: 1 CS: 1	PA: 35

PITCHER		IP	WLS	BF	H	R	ER	SO	BB	IBB	HBP	BLK	WP	HR	S	P	ERA	WHIP
46 Ryan Dempster, R ERA: 3.83	(1, 1)	6.2	L	30	8	2	2	6	4	0	0	0	0	0	74	118	2.70	1.800
45 Sean Marshall, L ERA: 4.39	(7, 1)	0.1		1	0	0	0	0	0	0	0	0	0	0	2	2	0.00	0.000
22 Kevin Hart, R ERA:	(8, 1)	1.0		4	0	0	0	0	1	0	0	0	0	0	8	16	0.00	1.000

PITCHER	IP	WLS	BF	H	R	ER	SO	BB	IBB	HBP	BLK	WP	HR	S	P	ERA	WHIP

New York Yankees @ Atlanta Braves

Turner Field, Atlanta, GA

Tue Jun 23 2009, 7:00 PM EDT

Att. 40,828 - Partly Cloudy - 90 F

livebaseballscorecards.com

TOP

Batter	1	2	3	4	5	6	7	8	9	AB	R	H	RBI	BB	SO	LOB
2 Derek Jeter, R (1, 6) OBP: 0.371, SLG: 0.449	C FF 92 X FF 91 0-1 G5-3		S FF 92 B FF 92 B CU 75 X FF 93 2-1 13 S 2B	F FF 93 B CU 75 D FF 93 T SL 82 B FF 92 F SL 82 D FF 94 4-2 33 FC6-4 BB		B SI 91 C SI 90 X SL 76 1-1 G6-4-3 1-2f			C FF 90 C FC 90 F FF 92 B SL 85 X FF 92 1-2 L4	4	0	1	0	1	0	3
33 Nick Swisher, S (1, 9) OBP: 0.375, SLG: 0.493	C FF 93 B FF 94 F FF 94 F CU 77 B SL 85 X FF 96 2-2 L8		L FF 91 B FF 91 X SL 82 1-1 G1-3	X FF 92 0-0 FC6-4 1-2f			X SI 90 0-0 G4-3		C SI 94 X FF 92 0-1 G3 1-2	5	0	0	0	0	0	5
25 Mark Teixeira, S (1, 3) OBP: 0.385, SLG: 0.592	B FF 94 X FF 94 1-0 F7		B FF 92 B CH 82 B FF 92 B FF 91 4-0 13 S BB		B FF 90 C CU 74 F FF 93 X FF 94 1-2 G4-3		C SI 90 B CH 80 S SI 92 B CH 82 B SI 91 F SI 92 X SI 92 3-2 F8			3	0	0	0	1	0	0
13 Alex Rodriguez, R (1, 5) OBP: 0.362, SLG: 0.443		C SL 83 F FF 94 X FF 94 0-2 F9	S FF 94 F FF 94 S SL 83 0-3 K 1-2 2-3		S SL 82 C SL 80 B SL 79 X FF 95 1-2 F9		C SL 79 B SI 93 X SI 92 1-1 G4-3			4	0	0	0	0	1	2
24 Robinson Canó, L (1, 4) OBP: 0.338, SLG: 0.495		C FF 93 B FF 94 B FF 94 B FF 94 F FF 93 H SL 87 4-2 11 BB 20 S HBP	X FF 93 0-0 F7		B CU 73 X FF 93 1-0 1B			F FF 93 F FF 95 F FF 95 S SL 85 0-3 K		3	0	1	0	0	1	2
20 Jorge Posada, S (1, 2) OBP: 0.359, SLG: 0.510		1 SAFE C CU 74 C FF 93 D SL 81 B FF 95 B FF 93 F FF 93 F FF 94 S SL 83 3-3 K 1-2		F FF 92 C FF 92 S SL 80 0-3 K	C FF 92 1 SAFE C FF 91 1 SAFE B FF 92 S CU 76 1-3 K			C SL 77 F FF 93 B SL 84 B SL 85 S SL 85 2-3 K		4	0	0	0	0	4	2
53 Melky Cabrera, S (1, 7) OBP: 0.342, SLG: 0.439		B FF 92 B FF 92 D CU 76 B FF 92 4-0 11 BB BB		B FF 92 B CU 73 F FF 93 F FF 93 X SL 83 2-2 11 E 2B		B CU 72 F FF 91 X FF 93 1-1 L5		C SL 78 S SL 86 B FF 94 X SL 85 1-2 F9		3	0	1	0	1	0	0
11 Brett Gardner, L (1, 8) OBP: 0.361, SLG: 0.401		B FF 93 C FF 94 B CU 76 F FF 93 B CU 75 B CU 74 4-2 1-2 2-3 BB		C FF 92 C FF 92 X CU 75 0-2 FC6 40 SH1-4 2-3		B FF 91 B FF 92 C FF 91 X FF 91 2-1 55 S 1B			B FF 93 C FF 94 B SL 84 C SI 94 C FF 92 2-3 K	3	0	1	0	1	1	1
40 Chien-Ming Wang, R (1, 1) 55 Hideki Matsui, L (6, PH) OBP: 0.351, SLG: 0.472 65 Phil Hughes, R (6, 1) 30 David Robertson, R (8, 1) 18 Johnny Damon, L (9, PH) OBP: 0.356, SLG: 0.521 14 Angel Berroa, R (9, PR) OBP: 0.174, SLG: 0.182		X FF 94 0-0 G1-3		X FF 88 0-0 SH1-4 1-2		1 SAFE B FF 92 1 SAFE 1 SAFE C FF 90 B FF 92 B FF 93 B FF 92 4-1 2 G6-4-3 BB 1-2			B FF 95 C FF 95 B SL 85 F FF 94 B FF 94 F FF 93 B FF 94 4-2 33 DI BB	1 0 0 0 0 0 0	0 0 0 0 0 0 0	0 0 0 0 0 1 0	0 0 0 0 0 0 0	0 1 0 0 0 0 0	0 0 0 0 0 0 0	3 0 0 0 0 0 0
Inning Stats	R: 0 E: 0 K: 0 S: 7 H: 0 LOB: 0 BB: 0 P: 10	R: 0 E: 0 K: 1 S: 13 H: 0 LOB: 3 BB: 2 P: 28	R: 0 E: 0 K: 1 S: 8 H: 1 LOB: 2 BB: 1 P: 15	R: 0 E: 1 K: 1 S: 14 H: 1 LOB: 3 BB: 1 P: 20	R: 0 E: 0 K: 1 S: 10 H: 1 LOB: 1 BB: 0 P: 14	R: 0 E: 0 K: 0 S: 7 H: 1 LOB: 1 BB: 1 P: 15	R: 0 E: 0 K: 0 S: 7 H: 0 LOB: 0 BB: 0 P: 11	R: 0 E: 0 K: 2 S: 10 H: 0 LOB: 0 BB: 0 P: 13	R: 0 E: 0 K: 1 S: 12 H: 0 LOB: 2 BB: 1 P: 19	1B: 2 2B: 2 3B: 0 HR: 0 SF: 0 SAC: 1 DP: 1 HBP: 1						

AB	30
R	0
H	4
RBI	0
BB	6
SO	7
LOB	18

WP: 0 PA: 38
PB: 0
SB: 4
CS: 0

PITCHER		IP	WLS	BF	H	R	ER	SO	BB	IBB	HBP	BLK	WP	HR	S	P	ERA	WHIP
48 Tommy Hanson, R ERA: 3.13	(1, 1)	5.1	W	27	4	0	0	4	5	0	1	0	0	0	57	99	0.00	1.688
58 Peter Moylan, R ERA: 4.45	(6, 1)	1.2	H	4	0	0	0	0	0	0	0	0	0	0	9	14	0.00	0.000
51 Michael Gonzalez, L ERA: 2.12	(8, 1)	1.0	H	3	0	0	0	2	0	0	0	0	0	0	10	13	0.00	0.000
Rafael Soriano, R ERA: 1.34	(9, 1)	1.0		4	0	0	0	1	1	0	0	0	0	0	12	19	0.00	1.000

PITCHER	IP	WLS	BF	H	R	ER	SO	BB	IBB	HBP	BLK	WP	HR	S	P	ERA	WHIP

New York Yankees @ Atlanta Braves

Turner Field, Atlanta, GA

Tue Jun 23 2009, 7:00 PM EDT
Att. 40,828 - Partly Cloudy - 90 F

livebaseballscorecards.com

Batter	1	2	3	4	5	6	7	8	9	AB	R	H	RBI	BB	SO	LOB
13 Nate McLouth, L (1, 8) OBP: 0.343, SLG: 0.465	C SI 93 X SI 93 0-1 G4-3 ①		B FS 83 C SI 94 F SI 95 F SL 85 C SI 94 1-3 K ②		X FS 82 0-0 G3 ①		C KC 78 B KC 78 B FF 94 B FF 95 X FC 90 3-1 G3-1 ③			4	0	0	0	0	1	0
19 Yunel Escobar, R (1, 6) OBP: 0.353, SLG: 0.437	X SI 93 0-0 G5-3 ②		C SL 84 S SL 85 X SL 88 0-2 10 E 10 S 16 2B 1B		C SI 93 X SI 93 0-1 10 F8 1B			C FC 91 B FC 90 S FC 89 F KC 78 X KC 77 1-2 P4 ①		4	1	2	0	0	0	0
10 Chipper Jones, S (1, 5) OBP: 0.410, SLG: 0.488	B SI 93 B SI 94 X SI 93 2-0 G3 ③		B SI 93 1 SAFE B SI 92 B SI 92 C SI 94 B SI 94 4-1 16 2B 18 2B 1-3 BB		B SI 90 X SI 92 1-0 F8 ② 1-2			S FC 90 F FC 91 X FC 92 0-2 F7 ②		3	1	0	0	1	0	1
16 Brian McCann, L (1, 2) OBP: 0.416, SLG: 0.534		C SI 92 X SI 93 0-1 7 F9 22 1B 1B	C SI 94 X SI 95 0-1 18 2B 1-3 3-H 2B		X SI 94 0-0 P6 ③			B KC 78 B KC 75 S FC 91 X FC 92 2-1 HR		4	2	3	2	0	0	1
18 Garret Anderson, L (1, 7) OBP: 0.315, SLG: 0.396 Rafael Soriano, R (9, 1)		B SI 89 B SI 91 X SI 91 2-0 F8 ① C SI 94 B FS 83 B FS 84 X SI 95 2-1 2-H 3-H 2B			C KC 76 X FC 88 0-1 F8 ①			B FC 92 B KC 78 B FC 91 C FC 91 C FC 91 T FC 91 3-2 K ③		4 0	0 0	1 0	2 0	0 0	1 0	1 0
22 Casey Kotchman, L (1, 3) OBP: 0.324, SLG: 0.375		C SI 91 X SL 83 0-1 1-2 1B	X FF 95 0-0 P6 ③			C FF 96 B FF 95 C KC 77 X FF 96 1-2 G3 ②				3	0	1	0	0	0	1
7 Jeff Francoeur, R (1, 9) OBP: 0.281, SLG: 0.336		B SI 92 B SL 83 B SI 92 C SI 93 X SI 93 3-1 F9 ② 2-3	F SI 92 B SI 94 X SL 83 1-1 G5-3 ①			F KC 78 B FC 90 F FC 88 B FF 96 B FF 95 C FF 94 3-3 K ③				3	0	0	0	0	1	2
2 Kelly Johnson, L (1, 4) OBP: 0.293, SLG: 0.373		C SI 94 D FS 83 X SI 94 1-1 G1-4 ③	F SI 93 F SI 94 B SL 87 S FS 85 1-3 K ②				X FF 93 0-0 F7 ①			3	0	0	0	0	1	2
48 Tommy Hanson, R (1, 1) OBP: 0.143, SLG: 0.143 58 Peter Moylan, R (6, 1) 1 Grégor Blanco, L (7, PH) OBP: 0.158, SLG: 0.059 51 Michael Gonzalez, R (8, 1) 23 Matt Diaz, R (9, 7) OBP: 0.345, SLG: 0.427			C SI 92 S SI 92 S SI 92 0-3 K ①		B SI 92 C SI 92 S SI 92 B SI 94 S SI 94 2-3 K ③		C KC 78 B KC 76 B FF 94 S FF 92 F FF 94 B KC 77 F FF 94 F KC 76 S FF 94 3-3 K ②			2 0 1 0 0	0 0 0 0 0	0 0 0 0 0	0 0 0 0 0	0 0 1 0 0	2 0 0 0 0	0 0 0 0 0

	AB	31
	R	4
	H	7
	RBI	4
	BB	1
	SO	7
	LOB	8

Inning Stats	1	2	3	4	5	6	7	8	9
	R: 0 E: 0 K: 0 S: 4	R: 0 E: 0 K: 0 S: 9	R: 3 E: 0 K: 2 S: 16	R: 0 E: 0 K: 2 S: 8	R: 0 E: 0 K: 0 S: 5	R: 0 E: 0 K: 1 S: 8	R: 0 E: 0 K: 1 S: 9	R: 1 E: 0 K: 1 S: 12	
	H: 0 LOB: 0 BB: 0 P: 6	H: 2 LOB: 2 BB: 0 P: 15	H: 3 LOB: 1 BB: 1 P: 23	H: 0 LOB: 0 BB: 0 P: 12	H: 1 LOB: 1 BB: 0 P: 6	H: 0 LOB: 0 BB: 0 P: 12	H: 0 LOB: 0 BB: 0 P: 15	H: 1 LOB: 0 BB: 0 P: 18	

| | | | |

Batter	1	2	3	4	5	6	7	8	9	AB	R	H	RBI	BB	SO	LOB
2 Derek Jeter, R (1, 6) OBP: 0.369, SLG: 0.445	X FF 92 0-0 ① F9			B FF 90 B FF 89 X FF 88 2-0 ① G6-3		C SI 90 X SI 91 0-1 18 1B 13 1B 1B	B CU 82 C SI 92 S SI 90 S SI 93 1-3 ③ K		B SI 95 C CH 86 B SI 95 B FF 96 X SI 96 3-1 ② FC6-2 18 E 18 S 18 1B 2-H	5	2	1	0	0	1	2
18 Johnny Damon, L (1, 7) OBP: 0.361, SLG: 0.523	C FF 91 X FO 85 0-1 ② F9			B FF 88 X SI 87 1-0 ② F9		B SI 87 B FF 87 C CH 81 1 SAFE X SI 88 2-1 25 BB 13 1B 1-3 1B		C FF 90 F FF 91 F SL 84 B SL 83 B FF 90 B SL 84 X FF 92 3-2 13 WP 25 1B 24 FC3-2 1B	1 SAFE B FF 94 F FF 94 X CH 86 1-1 25 2B 1B 1-H	5	2	3	1	0	0	0
25 Mark Teixeira, S (1, 3) OBP: 0.389, SLG: 0.595	C FF 92 C FF 92 B CU 71 F FO 86 B CU 67 S FO 85 2-3 ③ K			C FF 90 C CU 78 S CU 80 0-3 ③ K		F CU 78 B FF 89 1 SAFE B SI 89 B CH 80 B FF 88 4-1 13 1B 1-2 BB		C FF 91 X SI 92 0-1 13 WP 24 E 1B 1-2	1 SAFE F FF 94 X FF 93 0-1 24 BB 2B 1-H	4	1	2	1	1	2	0
13 Alex Rodriguez, R (1, 5) OBP: 0.369, SLG: 0.441		C CU 68 B FO 85 S FO 84 B FF 92 B FO 85 X FF 92 3-2 ① F8			B CU 77 B FF 90 C SI 89 B CH 82 C SI 90 X SI 91 3-2 ① G6-3	F SI 94 S SI 94 F SI 94 X SI 95 0-2 1-3 2-H 3-H 1B		B SI 91 I IN 56 I IN 59 I IN 68 4-0 24 E 33 G4-3 IBB 1-2 2-3	B SL 80 B CH 85 C SI 97 B FF 95 D SL 83 4-1 24 BB BB	3	1	1	2	2	0	0
24 Robinson Canó, L (1, 4) OBP: 0.336, SLG: 0.488		B FF 93 B CU 69 C FF 93 F FF 91 F FC 86 X FO 85 2-2 ② F7			B CH 81 X SI 90 1-0 ② F7	F SI 94 F SI 94 1 SAFE X SL 87 0-2 ③ G4-3		C FF 90 X CH 81 0-1 ① FC3-2 33 G4-3 1-3 2-H 3-Hf	B SI 95 B FF 95 B FF 93 F FF 90 B FF 92 4-1 BB 1-2 2-3	4	0	0	0	1	0	4
33 Nick Swisher, S (1, 9) OBP: 0.374, SLG: 0.502 Brian Bruney, R (8, 1) 42 Mariano Rivera, R (8, 1)		B FO 84 C FF 92 F FF 90 F FO 85 X CU 70 1-2 ③ F8			C FF 90 B SI 91 F FF 91 B CU 81 B CH 80 S CH 82 3-3 ③ K		B SI 90 B FF 91 X SI 91 2-0 HR	D CH 81 X CH 80 1-0 ② G4-3 1-2 3-H	C FF 92 X FF 94 0-1 ③ F8	4 0 1	1 0 0	1 0 0	2 0 0	0 0 0	1 0 0	1 0 3
11 Brett Gardner, L (1, 8) OBP: 0.358, SLG: 0.393			C FF 90 B CU 69 X FO 84 1-1 ① G4-3			B CU 78 B SI 90 B FF 89 C FF 89 B FF 89 4-1 29 HR BB	X SI 91 0-0 ① G6-3	C SL 83 B SL 83 X SL 84 1-1 ③ G4-3		3	0	0	0	1	0	1
29 Francisco Cervelli, R (1, 2) OBP: 0.313, SLG: 0.371			B CU 69 C FF 91 X FF 91 1-1 ② F9			1 SAFE 1 SAFE B CU 79 F FF 87 B CU 80 S CH 80 X CU 81 2-2 ① 1-2 HR	M B SL 84 B SI 90 F SI 90 B SI 91 F SI 90 B SI 89 4-2 62 SH3-4 BB		F FF 94 B FF 96 C FF 95 B SL 82 F SI 95 B FF 94 X FF 94 3-2 ① G6-3	3	1	1	1	1	0	0
62 Joba Chamberlain, R (1, 1) 48 Phil Coke, L (7, 1) 53 Melky Cabrera, S (8, 9) OBP: 0.345, SLG: 0.447			B FF 91 F FF 90 C FF 91 F CU 68 X FF 90 1-2 ③ L1-6-3			C FF 90 X SI 89 0-1 ② L4	X FF 88 0-0 ② SH3-4 1-2		B FF 94 X FF 91 1-0 2 WP 2 FC6-2 2B	2 0 1	0 0 0	0 0 1	0 0 0	0 0 0	0 0 0	0 0 0
Inning Stats	R: 0 H: 0 E: 0 LOB: 0 K: 1 BB: 0 S: 7 P: 9	R: 0 H: 0 E: 0 LOB: 0 K: 0 BB: 0 S: 11 P: 17	R: 0 H: 0 E: 0 LOB: 0 K: 0 BB: 0 S: 8 P: 11	R: 0 H: 0 E: 0 LOB: 0 K: 1 BB: 0 S: 5 P: 8	R: 0 H: 0 E: 0 LOB: 0 K: 1 BB: 0 S: 7 P: 14	R: 3 H: 4 E: 0 LOB: 2 K: 0 BB: 2 S: 18 P: 30	R: 1 H: 1 E: 0 LOB: 1 K: 1 BB: 1 S: 9 P: 16	R: 2 H: 2 E: 1 LOB: 1 K: 0 BB: 1 S: 11 P: 20	R: 2 H: 3 E: 0 LOB: 3 K: 0 BB: 2 S: 15 P: 31	1B: 6 SF: 0 2B: 2 SAC: 1 3B: 0 DP: 0 HR: 2 HBP: 0					WP: 2 PA: 42 PB: 0 SB: 1 CS: 0	

PITCHER		IP	WLS	BF	H	R	ER	SO	BB	IBB	HBP	BLK	WP	HR	S	P	ERA	WHIP
11 Kenshin Kawakami, R ERA: 4.25	(1, 1)	3.0		9	0	0	0	1	0	0	0	0	0	0	26	37	0.00	0.000
54 Kris Medlen, R ERA: 6.38	(4, 1)	2.2	L	12	3	3	3	2	2	0	0	0	0	1	23	45	10.12	1.875
30 Jeff Bennett, R ERA: 3.18	(6, 1)	1.1		7	2	1	1	1	1	0	0	0	0	1	16	23	6.75	2.250
34 Eric O'Flaherty, L ERA: 4.1	(8, 1)	1.0		6	2	2	1	0	0	1	0	0	1	0	11	20	9.00	2.000
46 Manny Acosta, R ERA: 2.84	(9, 1)	1.0		8	3	2	2	0	2	0	0	0	1	0	15	31	18.00	5.000

PITCHER	IP	WLS	BF	H	R	ER	SO	BB	IBB	HBP	BLK	WP	HR	S	P	ERA	WHIP

TOP

New York Yankees @ Atlanta Braves

Turner Field, Atlanta, GA

Wed Jun 24 2009, 7:00 PM EDT

Att. 42,315 - Partly Cloudy - 91 F

livebaseballscorecards.com

AB	35
R	8
H	10
RBI	7
BB	6
SO	4
LOB	11

Batter	1	2	3	4	5	6	7	8	9	AB	R	H	RBI	BB	SO	LOB
13 Nate McLouth, L (1, 8) OBP: 0.340, SLG: 0.466	B FF 89 C FF 90 X FF 90 1-1 G6-3 ①		F CU 76 X FF 89 0-1 2B		C FF 91 F CU 78 B SL 84 B CH 83 B FF 92 S SL 85 3-3 K ③		X SL 80 0-0 SF9 ② 3-H		B FC 92 S FC 92 C FC 93 S FC 91 1-3 K ②	4	0	1	1	0	2	0
19 Yunel Escobar, R (1, 6) OBP: 0.347, SLG: 0.429	C FF 92 X FF 93 0-1 F9 ②		C SL 81 S SL 84 X FF 92 0-2 F9 ③			C FF 93 X FF 94 0-1 G5-3 ① B SI 92 X SI 92 1-0 F8 ③			B FC 92 S FC 93 S FC 93 F FC 92 F FC 92 B FC 93 C FC 91 2-3 K ③	5	0	0	0	0	1	2
10 Chipper Jones, S (1, 5) OBP: 0.416, SLG: 0.490	B FF 92 B SL 83 C FF 91 B CU 77 F FF 91 F FF 92 X FF 93 3-2 G3-1 ③			C B CU 76 B CU 80 B SL 82 X FF 93 3-1 1B		B FF 94 C FF 91 T FF 94 X FF 95 1-2 1B		F FF 95 C SL 89 F FF 95 B FF 96 B FF 95 B FF 90 F SL 88 B FF 95 4-2 18 G3 7 1B BB		3	1	2	0	1	0	0
16 Brian McCann, L (1, 2) OBP: 0.413, SLG: 0.528		B FF 92 B FF 90 F FF 91 C SL 83 B FF 93 X SL 84 3-2 1B		F FF 94 B FF 93 1 SAFE C FF 93 B FF 94 1 SAFE F FF 92 S SL 83 2-3 K ①		S SL 84 F FF 93 S CU 80 0-3 K ②		B FF 94 B FF 94 S FF 92 F FF 93 F SL 88 T FF 95 2-2 K ①		4	0	1	0	0	3	3
18 Garret Anderson, L (1, 7) OBP: 0.309, SLG: 0.387		F FF 93 B FF 92 1 SAFE X FF 92 1-1 F8 ①		C FF 92 S CU 78 S SL 85 0-3 K ②		X FF 94 0-0 F8 ③		F SL 89 F FF 94 B FF 95 X SL 89 1-2 G3 ② 1-2		4	0	0	0	0	1	4
22 Casey Kotchman, L (1, 3) OBP: 0.327, SLG: 0.374		C FF 91 1 SAFE B FF 93 1 SAFE F FF 90 B FF 94 X FF 92 2-2 P5 ②		F CH 84 B FF 93 X CU 77 1-1 G4-3 ③			B FF 94 F FF 92 S SL 84 X SL 84 1-2 2 SH 14 1B 1B	B CH 88 B SL 88 C SL 88 B SL 89 B SL 89 4-1 7 1B BB		3	1	1	0	1	0	2
7 Jeff Francoeur, R (1, 9) OBP: 0.284, SLG: 0.350 46 Manny Acosta, R (9, 1)		B SL 84 X SL 83 1-0 P3 ③			B FF 95 X SL 83 1-0 HR		S FF 93 S FF 91 F FF 96 X SL 84 0-2 P3 ①	S FF 95 F FF 95 B SL 88 F SL 95 B SL 89 F SL 87 X FF 94 2-2 1-2 2-H 1B		4 0	1 0	2 0	2 0	0 0	0 0	2 0
2 Kelly Johnson, L (1, 4) OBP: 0.290, SLG: 0.368			C FF 90 B FF 93 B CH 83 F FF 91 X SL 83 2-2 G1-3 ①		B FF 92 C FF 91 X FF 92 1-1 G6-3 ①		X FF 93 0-0 SH 14 1B 13 SF9 1-2	C FC 91 C FC 90 B FC 91 S FC 91 1-3 K ③		3	1	0	0	0	1	2
11 Kenshin Kawakami, R (1, 1) OBP: 0.143, SLG: 0.143 27 Diory Hernandez, R (3, PH) OBP: 0.162, SLG: 0.143 54 Kris Medlen, S (4, 1) 30 Jeff Bennett, R (6, 1) 14 Martin Prado, R (7, PH) OBP: 0.353, SLG: 0.455 1 Gregor Blanco, L (7, PR) OBP: 0.158, SLG: 0.059 34 Eric OFlaherty, L (8, 1) 23 Matt Diaz, R (9, 9) OBP: 0.343, SLG: 0.424			B FF 94 B FF 90 F FF 90 S SL 83 X FF 93 2-2 G4-3 ②		B FF 92 C FF 91 S FF 92 B FF 93 S SL 83 2-3 K ②		C SL 82 B FF 94 C FF 94 X FF 95 1-2 1-3 2-H 1B		B FC 92 C FC 91 S FC 92 S FC 92 1-3 K ①	0 1 1 0 1 0 0 1	0 0 0 0 0 0 0 0	0 0 0 0 1 0 0 0	0 0 0 0 0 0 0 0	0 0 0 0 0 0 0 0	0 0 1 0 0 0 0 1	0 0 0 0 0 0 0 0
Inning Stats	R: 0 E: 0 K: 0 S: 8 H: 0 LOB: 0 BB: 0 P: 12	R: 0 E: 0 K: 0 S: 9 H: 1 LOB: 1 BB: 0 P: 16	R: 0 E: 0 K: 0 S: 11 H: 1 LOB: 1 BB: 0 P: 15	R: 0 E: 0 K: 2 S: 11 H: 1 LOB: 1 BB: 0 P: 17	R: 1 E: 0 K: 2 S: 9 H: 1 LOB: 0 BB: 0 P: 16	R: 0 E: 0 K: 1 S: 9 H: 1 LOB: 1 BB: 0 P: 10	R: 2 E: 1 K: 0 S: 13 H: 2 LOB: 1 BB: 0 P: 16	R: 1 E: 0 K: 2 S: 20 H: 1 LOB: 2 BB: 2 P: 34	R: 0 E: 0 K: 3 S: 11 H: 0 LOB: 0 BB: 0 P: 15	1B: 6 2B: 1 3B: 0 HR: 1	SF: 1 SAC: 1 DP: 0 HBP: 0		WP: 0 PB: 0 SB: 0 CS: 0	PA: 38			

PITCHER		IP	WLS	BF	H	R	ER	SO	BB	IBB	HBP	BLK	WP	HR	S	P	ERA	WHIP
62 Joba Chamberlain, R ERA: 3.81	(1, 1)	6.1	W	27	7	3	2	5	0	0	0	0	0	1	68	99	2.84	1.105
48 Phil Coke, L ERA: 3.56	(7, 1)	0.2	H	2	0	0	0	0	0	0	0	0	0	0	2	3	0.00	0.000
Brian Bruney, R ERA: 3.27	(8, 1)	0.2	H	5	1	1	1	1	2	0	0	0	0	0	17	30	13.50	4.500
42 Mariano Rivera, R ERA: 3.1	(8, 1)	1.1	S	4	0	0	0	4	0	0	0	0	0	0	14	19	0.00	0.000

PITCHER	IP	WLS	BF	H	R	ER	SO	BB	IBB	HBP	BLK	WP	HR	S	P	ERA	WHIP

BOTTOM

New York Yankees @ Atlanta Braves

Turner Field, Atlanta, GA

Wed Jun 24 2009, 7:00 PM EDT

Att. 42,315 - Partly Cloudy - 91 F

livebaseballscorecards.com

AB	34
R	4
H	8
RBI	4
BB	2
SO	10
LOB	15

New York Yankees @ Atlanta Braves

Turner Field, Atlanta, GA

Thu Jun 25 2009, 7:00 PM EDT

Att. 47,508 - Partly Cloudy - 90 F

TOP

livebaseballscorecards.com

Batter	1	2	3	4	5	6	7	8	9	AB	R	H	RBI	BB	SO	LOB
2 Derek Jeter, R (1, 6) OBP: 0.377, SLG: 0.451	B SI 89 X SI 89 1-0 18 1B 25 G4-6-3 1B	F SL 81 B SI 88 C SI 88 X SI 89 1-2 25 FC3-6 18 13 1B BB 1B	C SI 88 B SI 89 B SL 83 B SL 83 B SL 82 4-1 18 3B BB		B FF 90 B SI 90 X SI 90 2-0 E6 13 BB		B FF 92 X FF 92 1-0 25 S 18 13 1B BB 1B	1 SAFE C SL 79 1 SAFE F SI 95 F FF 97 1 SAFE B FF 95 1 SAFE D CH 84 2-2 F FF 94 X FF 93 18 1B 1-3 1B		5	4	4	0	1	0	0
18 Johnny Damon, L (1, 7) OBP: 0.370, SLG: 0.534	C SI 89 B SI 89 1 SAFE B SL 82 X SI 88 2-1 25 G4-6-3 1-3 1B	C SI 89 1 SAFE C SI 89 B SL 82 F SL 82 1 SAFE B SL 82 1 SAFE B SI 89 4-2 B SL 83 25 FC3-6 1-2 BB	C SL 82 B SI 89 B SI 89 B SI 89 X SI 90 3-1 1-H 2-H 3-H 3B		B FF 90 1 SAFE S SL 82 1 SAFE F FF 91 C FF 90 1-3 K ①		1 SAFE C SL 78 F FF 92 D SL 81 1 SAFE F SL 80 B FF 92 F SL 81 B FF 93 4-2 B SL 80 25 S 13 1B 1-2 BB	S CH 86 X FF 95 0-1 1-2 3-H 1B		4	1	3	4	2	1	1
25 Mark Teixeira, S (1, 3) OBP: 0.385, SLG: 0.583	C SL 82 C SL 83 X SI 89 0-2 G4-6-3 ① ② 1-2f 3-H	S SL 82 F SL 82 X SI 90 0-2 FC3-6 ② 13 1B 1-2f 2-3	C SL 82 C SL 82 X SL 82 0-2 L3 ③		X SI 90 0-0 F9 ②		B FF 93 B CH 83 I IN 74 I IN 77 4-0 13 1B 33 FC3-2 1-2 2-3 IBB	B FF 96 F SL 80 B CH 86 F CH 86 S SL 82 2-3 K ②		5	0	0	0	1	1	7
13 Alex Rodriguez, R (1, 5) OBP: 0.378, SLG: 0.466	B SI 90 X SI 90 1-0 HR	B SI 89 B SI 90 F SL 83 X SI 90 2-1 1-2 3-H 1B		B SI 88 C SL 82 X SI 88 1-1 E6 20 12 1B 2B	1 SAFE B CH 84 C SI 91 S CH 84 1 SAFE B SL 84 B CH 84 B CH 84 4-2 20 FC6-4 1-2 BB		F SI 91 B SL 77 F SI 92 B SL 78 X SI 91 2-2 33 FC3-2 1-3 2-H 3-H 1B	B FF 97 C SI 97 C SL 83 B FF 97 B SL 83 C FF 97 3-3 K ③		5	2	3	4	1	1	2
20 Jorge Posada, S (1, 2) OBP: 0.364, SLG: 0.503	B SL 82 B CH 85 B SL 83 B SI 88 4-0 11 1B 33 1B BB	B SL 82 C SL 82 B SI 90 X SI 89 2-1 F7 ③		B SI 88 B SI 87 X SI 88 2-0 12 2B 1-3 1B	X CH 81 0-0 FC6-4 ③ 1-2f		I I I I 4-0 33 FC3-2 IBB		X FF 95 0-0 G1-3 ①	4	1	1	0	2	0	4
33 Nick Swisher, S (1, 9) OBP: 0.369, SLG: 0.493 42 Mariano Rivera, R (9, 1)	C SI 89 X SI 89 0-1 11 1B 1-2 1B		B SI 88 C SI 89 B CH 84 X SL 82 2-1 G3 ①	S FF 88 C FF 89 B FF 89 S CU 78 1-3 K ①		X FF 92 0-0 G4-3 ①	X SI 89 0-0 FC3-2 ② 1-2 2-3 3-Hf		C FF 95 S SL 81 C FF 95 0-3 K ②	6 0	0 0	1 0	0 0	0 0	2 0	5 0
11 Brett Gardner, L (1, 8) OBP: 0.358, SLG: 0.390	C SI 89 B SL 83 B SL 84 X SI 89 2-1 1-2 2-3 1B		C SL 81 B CH 84 X CH 84 1-1 12 1B 18 3B 1B	B CU 78 B CH 79 F FF 89 B FF 89 X FF 89 3-1 P5 ②		C FF 93 C SL 81 X SL 81 0-2 F9 ②	C SI 90 B SI 90 F SI 90 T SI 92 1-2 K ③		C SI 96 B FF 95 C SL 81 X SL 83 1-2 G4-3 ③	6 1	1 2	2 0	0 0	0 1	1 5	5 5
12 Cody Ransom, R (1, 4) OBP: 0.241, SLG: 0.345	C SL 83 B SI 89 F SI 89 X SL 83 1-2 P6 ③		1 SAFE 1 SAFE B SI 89 X SI 89 1-0 46 SH1-3 18 3B 1-3 1B	B FF 90 B CH 80 F CH 79 X FF 91 2-1 1-H 3-H 2B		X FF 94 0-0 G5-3 ③		S FF 94 S FF 95 B SL 82 B FF 95 B SL 80 X FF 94 3-2 E5 2 1B 18 1B		5	2	2	2	0	0	3
46 Andy Pettitte, L (1, 1) OBP: 0.200, SLG: 0.400 91 Alfredo Aceves, R (4, 1) 55 Hideki Matsui, L (7, PH) OBP: 0.349, SLG: 0.470 48 Phil Coke, L (7, 1) 30 David Robertson, R (9, 1) 53 Melky Cabrera, S (9, 9) OBP: 0.345, SLG: 0.447		C SI 87 X SI 88 0-1 G6-3 ①	X SI 88 0-0 SH1-3 ② 1-2	F FF 88 S FF 89 S CU 77 0-3 K ③			B FF 91 F SL 79 C SL 81 B SL 80 F FF 92 F FF 93 X SL 82 2-2 G3 ①	C FF 94 L FF 95 B FF 96 L FF 95 1-3 K ①		2 0 0 1 1 0 0	0 0 0 0 0 0 0	0 0 0 0 0 0 0	0 0 0 0 0 0 0	1 0 0 0 1 0 0	1 0 0 0 1 0 0	

Inning Stats	1	2	3	4	5	6	7	8	9
	R: 2 E: 0 K: 0 S: 14 H: 5 LOB: 3 BB: 1 P: 25	R: 1 E: 0 K: 0 S: 15 H: 2 LOB: 2 BB: 1 P: 24	R: 3 E: 0 K: 0 S: 12 H: 3 LOB: 1 BB: 1 P: 23	R: 2 E: 1 K: 2 S: 13 H: 2 LOB: 1 BB: 0 P: 22	R: 0 E: 1 K: 1 S: 8 H: 0 LOB: 2 BB: 1 P: 15	R: 0 E: 0 K: 0 S: 5 H: 0 LOB: 0 BB: 0 P: 5	R: 2 E: 0 K: 1 S: 17 H: 2 LOB: 3 BB: 3 P: 35	R: 1 E: 1 K: 3 S: 19 H: 2 LOB: 2 BB: 0 P: 30	R: 0 E: 0 K: 1 S: 7 H: 0 LOB: 0 BB: 0 P: 8

1B: 13	SF: 0	WP: 0
2B: 1	SAC: 1	PB: 0
3B: 1	DP: 1	SB: 2
HR: 1	HBP: 0	CS: 0

PA: 52

AB	44
R	11
H	16
RBI	10
BB	7
SO	8
LOB	29

PITCHER		IP	WLS	BF	H	R	ER	SO	BB	IBB	HBP	BLK	WP	HR	S	P	ERA	WHIP
32 Derek Lowe, R ERA: 4.53	(1, 1)	3.0	L	23	11	8	6	0	3	0	0	0	0	1	44	78	18.00	4.667
54 Kris Medlen, R ERA: 6.12	(4, 1)	1.0		4	1	0	0	2	0	0	0	0	0	0	10	16	0.00	1.000
34 Eric O'Flaherty, L ERA: 3.95	(5, 1)	1.0		5	0	0	0	1	1	0	0	0	0	0	8	15	0.00	1.000
36 Boone Logan, L ERA: 13.5	(6, 1)	1.1		7	1	2	2	0	1	1	0	0	0	0	15	26	13.50	1.500
58 Peter Moylan, R ERA: 4.34	(7, 1)	0.2		4	1	0	0	1	0	1	0	0	0	0	7	14	0.00	1.500

PITCHER		IP	WLS	BF	H	R	ER	SO	BB	IBB	HBP	BLK	WP	HR	S	P	ERA	WHIP
46 Manny Acosta, R ERA: 2.45	(8, 1)	2.0		9	2	1	0	4	0	0	0	0	0	0	26	38	0.00	1.000

Batter	1	2	3	4	5	6	7	8	9	AB	R	H	RBI	BB	SO	LOB
13 Nate McLouth, L (1, 8) OBP: 0.338, SLG: 0.464	C FC 87 X SL 82 0-1 ① F8	C FC 89 C FC 88 B FF 89 B FC 89 B FC 90 S FC 88 3-3 ③ K		D F CU 76 F FC 89 X SL 84 1-2 ① F8 2-3	B CU 80 B CU 79 B FF 92 C FF 90 X FC 89 3-1 1-3 2B			S SL 81 C SL 81 S SL 81 0-3 ② K2-3		5	0	1	0	0	2	3
14 Martín Prado, R (1, 4) (8, 3) OBP: 0.355, SLG: 0.452	C SI 88 B C SI 89 F FC 89 B FC 89 F CU 75 B SI 89 F SI 89 X FC 90 3-2 ② F7	C C B CU 75 B FC 88 X FC 88 2-2 19 FC6-4 1B	C CU 75 T CH 82 F CU 76 X FC 89 0-2 E8 10 BB 19 1B 1-2 3-H	X FC 90 0-0 ③ F7			B CH 84 F FF 93 B SI 93 B FF 93 X FF 92 3-1 10 FC5-4 1B		5	1	2	0	0	0	3
10 Chipper Jones, S (1, 5) OBP: 0.419, SLG: 0.488	B SI 89 C SI 89 B SI 89 B CU 75 C SI 90 F FC 89 B SL 83 4-2 16 BB 19 2B BB	B SI 88 C SI 87 D CU 74 F CU 75 B SI 89 F SI 87 S FC 90 3-3 ① K	C CH 81 F SI 90 B CU 78 B SI 90 F CH 82 F SL 84 B SI 90 D SI 90 4-2 19 1B 1-2 2-3 BB		X FF 89 0-0 16 G4-6-3 1B		B FF 92 X CH 82 1-0 ③ FC5-4 1-2f		3	1	1	0	2	1	2
16 Brian McCann, L (1, 2) OBP: 0.412, SLG: 0.538	B SI 89 F FF 89 C CU 77 B FC 90 1 SAFE D SL 85 B SL 84 4-2 19 2B 1-2 BB	C CU 75 X FC 90 0-1 ② F8	S CU 77 B CU 76 S SL 82 S SL 83 1-3 ② K	C CU 79 S FC 90 X CU 80 0-2 ①② G4-6-3 1-2f			F FC 91 S KC 79 B KC 77 B FC 92 X FC 92 2-2 HR	4	1	1	1	1	1	5
19 Yunel Escobar, R (1, 6) OBP: 0.348, SLG: 0.432	S CU 76 X CH 81 0-1 1-3 2-H 2B	B SI 89 F SI 88 B CU 74 X CU 76 2-1 ③ FC6-4 1-2f	X SI 89 0-0 1-2 2-H 3-H 1B	C FC 90 S CH 83 B CU 79 F CU 81 F FF 92 F CH 81 B CH 81 X SI 92 2-2 ③ G6-3			C FC 91 B KC 81 F FC 91 B KC 79 F FC 91 C FC 91 2-3 ① K	5	0	2	3	0	1	1
18 Garret Anderson, L (1, 7) OBP: 0.311, SLG: 0.388	F FC 88 X CH 81 0-1 ③ F8	S SI 87 0-1 B SI 88 B CU 75 X SI 89 7 2B 22 2B 1B 3-H C CH 81 C FF 91 S FS 88 1-3 ① K					F FF 91 F FF 92 B SL 80 X SL 81 1-2 ① L3		B FC 91 F FC 91 B CH 86 C FC 91 X FC 91 2-2 1 1B 1 DI 1B	5	1	2	0	0	1	4
7 Jeff Francoeur, R (1, 9) OBP: 0.286, SLG: 0.355		X SI 87 0-0 32 SH1-4 1B	B FC 88 F FC 88 F CU 76 X FC 88 1-2 22 2B 1-3 2B	F FC 90 X CU 80 0-1 ① G6-3			C CH 83 B FF 92 X FF 93 1-1 ② G4-3		S KC 78 C FC 88 S KC 78 0-3 ② K	5	1	2	0	0	1	1
22 Casey Kotchman, L (1, 3) 46 Manny Acosta, R (8, 1) 1 Grégor Blanco, L (9, PH) OBP: 0.200, SLG: 0.111		C FC 88 B SL 84 S SL 82 D SL 82 1 SAFE T FC 89 2-2 ① K	B FC 89 B FC 89 X FC 89 2-0 13 F8 14 E 2-H 3-H 2B	B FF 92 B FF 92 X FF 91 2-0 ② P3			C FF 92 F FF 92 B FF 92 S SL 82 1-3 ③ K		B FC 90 B FC 92 C FC 92 B FC 91 C FC 91 X FC 91 3-2 27 DI 1-3 1B	4 0 1	1 0 0	1 0 1	2 0 0	0 0 0	2 0 0	1 0 0
32 Derek Lowe, R (1, 1) OBP: 0.240, SLG: 0.174 54 Kris Medlen, S (4, 1) 23 Matt Diaz, R (4, PH) OBP: 0.348, SLG: 0.424 34 Eric O'Flaherty, L (5, 1) 33 Javier Vazquez, R (5, PH) OBP: 0.138, SLG: 0.148 36 Boone Logan, R (6, 1) 58 Peter Moylan, R (7, 1) 27 Diory Hernandez, R (8, 4) OBP: 0.154, SLG: 0.135		B SI 88 X FC 88 1-0 ② SH1-4 1-2	C FC 88 F FC 88 H SL 85 1-2 10 BB 14 E 19 1B HBP	B FF 92 C FC 89 B CU 78 F SI 92 B FC 90 4-2 13 2B BB				F SI 91 B FF 93 X FF 92 1-1 ① P4	B FC 92 C FC 92 B FC 92 F FC 92 F FC 91 X FC 92 2-2 ③ F8 1-2	0 0 0 0 0 0 0 2	0 0 0 0 0 0 0 0	0 0 0 0 0 0 0 0	0 0 0 0 1 0 0 0	0 0 0 0 0 0 0 0	0 0 0 0 0 0 0 2	0 0 0 0 0 0 0 0
Inning Stats	R: 1 E: 0 K: 0 S: 17 H: 1 LOB: 2 BB: 2 P: 28	R: 0 E: 0 K: 2 S: 8 H: 1 LOB: 1 BB: 0 P: 14	R: 0 E: 0 K: 1 S: 11 H: 1 LOB: 1 BB: 0 P: 18	R: 5 E: 1 K: 2 S: 26 H: 4 LOB: 2 BB: 1 P: 39	R: 0 E: 0 K: 0 S: 8 H: 1 LOB: 2 BB: 1 P: 17	R: 0 E: 0 K: 0 S: 10 H: 1 LOB: 0 BB: 0 P: 12	R: 0 E: 0 K: 1 S: 8 H: 0 LOB: 0 BB: 0 P: 11	R: 0 E: 0 K: 1 S: 8 H: 1 LOB: 1 BB: 0 P: 13	R: 1 E: 0 K: 2 S: 20 H: 3 LOB: 2 BB: 0 P: 31	1B: 8 2B: 4 3B: 0 HR: 1	SF: 0 SAC: 1 DP: 1 HBP: 1			WP: 0 PB: 0 SB: 0 CS: 0	PA: 45		

PITCHER		IP	WLS	BF	H	R	ER	SO	BB	IBB	HBP	BLK	WP	HR	S	P	ERA	WHIP
46 Andy Pettitte, L ERA: 4.38	(1, 1)	3.2		23	7	6	3	4	3	0	1	0	0	0	59	95	7.36	2.727
91 Alfredo Aceves, R ERA: 2.16	(4, 1)	2.1	W	9	2	0	0	1	1	0	0	0	0	0	21	33	0.00	1.286
48 Phil Coke, L ERA: 3.34	(7, 1)	2.0		7	1	0	0	2	0	0	0	0	0	0	16	24	0.00	0.500
30 David Robertson, R ERA: 2.76	(9, 1)	0.2		5	3	1	1	2	0	0	0	0	0	1	16	25	13.50	4.500
42 Mariano Rivera, R ERA: 3.07	(9, 1)	0.1	S	1	0	0	0	0	0	0	0	0	0	0	4	6	0.00	0.000

PITCHER	IP	WLS	BF	H	R	ER	SO	BB	IBB	HBP	BLK	WP	HR	S	P	ERA	WHIP

BOTTOM

New York Yankees @ Atlanta Braves

Turner Field, Atlanta, GA

Thu Jun 25 2009, 7:00 PM EDT

Att. 47,508 - Partly Cloudy - 90 F

livebaseballscorecards.com

AB	39
R	7
H	13
RBI	6
BB	4
SO	9
LOB	22

Batter	1	2	3	4	5	6	7	8	9	AB	R	H	RBI	BB	SO	LOB
15 Dustin Pedroia, R (1, 4) OBP: 0.373, SLG: 0.387	B FF 91 F FF 91 B SI 92 X SI 92 2-1 G5-3		C FF 93 F SI 92 B FF 93 S CH 84 1-3 K			C SL 78 B SL 79 B SI 92 X SI 92 2-1 7 BLK 7 G4-3 2B		B SI 92 C SI 92 F SI 92 B SI 94 F FF 92 X CH 84 2-2 20 BLK 7 1B 20 PB 2-H 1B		4	2	2	1	0	1	0
7 J.D. Drew, L (1, 9) OBP: 0.391, SLG: 0.481	B FF 92 F FF 92 F FF 92 C SI 92 1-3 K			B SI 90 X FF 91 1-0 44 G6-4-3 1B		F FF 92 B SL 79 C SL 78 B SI 93 D CH 83 X CH 82 3-2 G4-3 2-H		1 SAFE C SI 90 X CH 82 0-1 20 PB 20 BLK 1-2 1B		4	0	2	1	0	1	0
20 Kevin Youkilis, R (1, 5) OBP: 0.437, SLG: 0.566	C FF 94 X FF 93 0-1 G6-3			C FF 92 F FF 91 C SI 94 0-3 K		C SL 78 B FF 93 C SI 93 X SL 80 1-2 G1-3		B SI 91 F FF 92 F FF 93 F FF 91 B FF 92 B FF 93 B CH 83 4-2 1-3 2-H BB		3	0	0	0	1	1	1
44 Jason Bay, R (1, 7) OBP: 0.387, SLG: 0.570		B SI 91 C FF 91 F SI 93 B FF 92 X CH 82 2-2 F7		1 SAFE B CH 84 S SL 80 B SI 93 F FF 93 F SI 94 X FF 95 2-2 G6-4-3 1-2f		X SL 80 0-0 F7		S SL 80 B FF 91 C FF 91 B SI 94 F FF 94 F SL 81 D CH 83 X FF 93 3-2 G4-3		4	0	0	0	0	0	2
34 David Ortiz, L (1, 3) OBP: 0.309, SLG: 0.393 2 Jacoby Ellsbury, L (7, 8) OBP: 0.354, SLG: 0.399		C SL 80 X FF 92 0-1 P6			B FF 90 F FF 90 X SI 90 1-1 HR		X FF 90 0-0 P4		C SL 80 B SL 84 C SL 82 F FF 94 F SL 85 F FF 94 F FF 94 B FF 94 B SL 85 3-3 S SL 84 K	3 1	1 0	1 0	1 0	0 0	0 1	0 0
33 Jason Varitek, S (1, 2) OBP: 0.324, SLG: 0.477		B CH 83 B CH 83 B FF 92 B FF 91 4-0 BB			X CH 83 0-0 G5-3		C FF 91 F FF 90 B FF 92 B CH 83 B CH 83 X FF 92 3-2 G1-3		S SL 81 C SL 84 S FF 93 0-3 K	3	0	0	0	1	1	0
11 Mark Kotsay, L (1, 8) OBP: 0.314, SLG: 0.412 (7, 3)		X SI 92 0-0 L5			B SL 80 X CH 83 1-0 1B		X SI 91 0-0 22 CS 1B		B SL 84 S SL 84 F FF 94 B SL 85 S SL 86 2-3 K	4	0	2	0	0	1	1
22 Nick Green, R (1, 6) OBP: 0.337, SLG: 0.433			B CH 82 B SL 80 X SI 91 2-0 G4-3		1 SAFE F SL 78 S SL 79 1 SAFE 1 SAFE B SI 93 S SL 80 1-3 K		C SL 79 0-1 CS 1-2	S SL 78 B SI 90 B SL 77 C SL 77 F FF 93 B SI 93 B FF 93 4-2 23 SH1-4 15 1B BB		2	1	0	0	1	1	1
19 Josh Beckett, R (1, 1) OBP: 0.200, SLG: 0.800 23 Julio Lugo, R (8, PH) OBP: 0.375, SLG: 0.402 37 Hideki Okajima, L (8, 1) 58 Jonathan Papelbon, R (9, 1)			C FF 93 C SL 80 B SL 80 C FF 94 1-3 K		1 SAFE C FF 93 C SI 93 D SL 83 B FF 94 C SI 93 2-3 K			1 SAFE 1 SAFE X SI 92 0-0 SH1-4 1-2		2 0 0 0	0 0 0 0	0 0 0 0	0 0 0 0	2 0 0 0	0 0 0 0	1 0 0 0

TOP

Boston Red Sox @ Atlanta Braves

Turner Field, Atlanta, GA

Fri Jun 26 2009, 7:30 PM EDT

Att. 48,418 - Partly Cloudy - 91 F

livebaseballscorecards.com

AB	30
R	4
H	7
RBI	3
BB	3
SO	9
LOB	6

Inning Stats	1	2	3	4	5	6	7	8	9
	R: 0 E: 0 K: 1 S: 7 H: 0 LOB: 0 BB: 0 P: 10	R: 0 E: 0 K: 0 S: 6 H: 0 LOB: 1 BB: 1 P: 12	R: 0 E: 0 K: 2 S: 7 H: 0 LOB: 0 BB: 0 P: 11	R: 0 E: 0 K: 1 S: 8 H: 1 LOB: 0 BB: 0 P: 11	R: 1 E: 0 K: 2 S: 10 H: 2 LOB: 1 BB: 0 P: 15	R: 1 E: 0 K: 0 S: 9 H: 1 LOB: 0 BB: 0 P: 15	R: 0 E: 0 K: 0 S: 6 H: 1 LOB: 0 BB: 0 P: 9	R: 2 E: 0 K: 0 S: 18 H: 2 LOB: 1 BB: 2 P: 31	R: 0 E: 0 K: 3 S: 13 H: 0 LOB: 0 BB: 0 P: 18

| | | |

Boston Red Sox @ Atlanta Braves

Turner Field, Atlanta, GA

Fri Jun 26 2009, 7:30 PM EDT

Att. 48,418 - Partly Cloudy - 91 F

BOTTOM

Batter	1	2	3	4	5	6	7	8	9	AB	R	H	RBI	BB	SO	LOB
13 Nate McLouth, L (1, 8) OBP: 0.340, SLG: 0.463	X FF 94 0-0 ① F7		C FC 92 B FF 94 B FF 95 B CU 78 C CU 77 H SI 95 4-2 14 FC4-6 HBP		X CH 90 0-0 1B			B FF 87 X FF 87 1-0 E1 14 BB	C FF 93 D FS 90 S FF 95 S FF 94 1-3 ③ K	3	0	1	0	0	0	0
1 Grégor Blanco, L (8, PR) (9, 8) OBP: 0.190, SLG: 0.105										1	0	0	0	0	1	1
14 Martín Prado, R (1, 4) OBP: 0.352, SLG: 0.442	B FF 93 B FF 94 C FF 94 C SI 94 X SI 95 2-2 ② G4-3		X FF 95 0-0 ② FC4-6 1-2f 2-3		B CU 75 X CU 77 1-0 ② F9			B FF 86 D FS 82 1 SAFE C FF 86 S FS 82 B FS 82 F FF 87 D FF 87 4-2 1-2 BB		3	0	0	0	1	0	3
10 Chipper Jones, S (1, 5) OBP: 0.413, SLG: 0.479	B FF 94 C CU 76 F FF 95 F SI 96 X CH 89 1-2 ③ G3-1		S FC 93 B SI 91 C CU 79 F FF 96 C FF 95 1-3 ③ K		B CH 88 C CU 76 S FF 94 X CU 78 1-2 ③ G6-3			F FF 87 S CU 76 S FS 83 0-3 ① K		4	0	0	0	0	2	5
18 Garret Anderson, L (1, 7) OBP: 0.310, SLG: 0.385		C FF 94 B CH 89 X CH 90 1-1 ① F9		C CU 76 C CU 76 B FF 93 X FC 92 1-2 22 1B 1B		F FF 92 B CU 75 F CH 86 S CU 76 1-3 ① K		F FF 87 B CU 76 B FF 86 B CU 76 F FF 87 C FF 87 3-3 ② K		4	0	1	0	0	2	2
22 Casey Kotchman, L (1, 3) OBP: 0.333, SLG: 0.384		X SI 94 0-0 1B		C SI 93 F SI 94 X CH 87 0-2 1-2 1B		B SI 94 X CU 77 1-0 7 G6-4-3 1B		C FF 88 B FF 88 F FF 87 C FF 87 1-3 ③ K		4	0	3	0	0	1	2
7 Jeff Francoeur, R (1, 9) OBP: 0.282, SLG: 0.349		F SI 94 B SI 93 F CU 77 C SI 95 1-3 ② K		B FC 93 S CU 78 F SI 95 F CU 75 S CU 78 1-3 ① K		F CH 88 X SI 95 0-1 ② ③ G6-4-3 1-2f			B FF 93 F FF 94 X SL 83 1-1 ① P6	4	0	0	0	0	2	4
8 David Ross, R (1, 2) OBP: 0.396, SLG: 0.573		F SI 94 B SI 94 C CU 76 X CU 76 1-2 ③ G5-3		C SI 94 B FF 94 B SI 94 F FF 95 B CU 77 X SI 95 3-2 ② F9			C CU 76 B CU 78 B SI 93 B CU 77 X SI 94 3-1 ① F9		F FF 96 B SL 84 X FF 95 1-1 HR	4	1	1	1	0	0	3
27 Diory Hernandez, R (1, 6) OBP: 0.167, SLG: 0.175			X FF 94 0-0 14 FC4-6 2B	C FF 94 C CU 77 X CU 74 0-2 ③ G4-3			S FF 94 B CU 78 C SI 94 F CU 78 X CU 78 1-2 ② G6-3		X FF 93 0-0 ② F7	3	0	1	0	0	0	2
2 Kelly Johnson, L (9, PH) OBP: 0.289, SLG: 0.367										1	0	0	0	0	0	0
49 Jair Jurrjens, R (1, 1) OBP: 0.194, SLG: 0.172			X CH 89 0-0 ① B3		B FF 93 B FF 94 B FF 93 C FF 93 F FF 94 F FF 94 F FF 94 F FF 95 S FF 94 3-3 ① K			B SI 95 C SI 94 C SI 94 B SI 94 F FF 94 S SI 94 2-3 ③ K	B FF 95 C FF 95 X FF 94 1-1 2B	3	0	0	0	0	2	1
51 Michael Gonzalez, R (9, 1)										0	0	0	0	0	0	0
16 Brian McCann, L (9, PH) OBP: 0.415, SLG: 0.546										1	0	1	0	0	0	0
Inning Stats	R: 0 E: 0 K: 0 S: 8 H: 0 LOB: 0 BB: 0 P: 11	R: 0 E: 0 K: 1 S: 9 H: 1 LOB: 1 BB: 0 P: 12	R: 0 E: 0 K: 1 S: 9 H: 1 LOB: 2 BB: 0 P: 14	R: 0 E: 0 K: 1 S: 16 H: 2 LOB: 2 BB: 0 P: 21	R: 0 E: 0 K: 1 S: 11 H: 1 LOB: 1 BB: 0 P: 16	R: 0 E: 0 K: 1 S: 6 H: 1 LOB: 0 BB: 0 P: 8	R: 0 E: 0 K: 1 S: 10 H: 0 LOB: 0 BB: 0 P: 16	R: 0 E: 1 K: 3 S: 13 H: 0 LOB: 2 BB: 1 P: 22	R: 1 E: 0 K: 1 S: 10 H: 2 LOB: 1 BB: 0 P: 14	1B: 5 2B: 2 3B: 0 HR: 1	SF: 0 SAC: 0 DP: 1 HBP: 1						

PITCHER		IP	WLS	BF	H	R	ER	SO	BB	IBB	HBP	BLK	WP	HR	S	P	ERA	WHIP
19 Josh Beckett, R ERA: 3.48	(1, 1)	7.0	W	27	6	0	0	6	0	0	1	0	0	0	69	98	0.00	0.857
37 Hideki Okajima, L ERA: 2.43	(8, 1)	1.0		5	0	0	0	3	1	0	0	0	0	0	13	22	0.00	1.000
58 Jonathan Papelbon, R ERA: 1.97	(9, 1)	1.0		5	2	1	1	1	0	0	0	0	0	1	10	14	9.00	2.000

PITCHER	IP	WLS	BF	H	R	ER	SO	BB	IBB	HBP	BLK	WP	HR	S	P	ERA	WHIP

livebaseballscorecards.com

AB	35
R	1
H	8
RBI	1
BB	1
SO	10
LOB	23

WP: 0 PA: 37
PB: 0
SB: 0
CS: 0

Boston Red Sox @ Atlanta Braves

Turner Field, Atlanta, GA

Sat Jun 27 2009, 4:00 PM EDT

Att. 48,151 - Partly Cloudy - 95 F

TOP

livebaseballscorecards.com

Batter	1	2	3	4	5	6	7	8	9	AB	R	H	RBI	BB	SO	LOB
15 Dustin Pedroia, R (1, 4) OBP: 0.372, SLG: 0.385	B FF 91 F FF 90 B FF 91 F SL 85 F FF 93 X FF 93 2-2 7 CS 1B		C SL 76 X SL 86 0-1 ① F7			X FF 91 0-0 ① P4		B FF 91 C SL 84 F FF 92 X CU 68 1-2 ① F9		4	0	1	0	0	0	1
7 J.D. Drew, L (1, 9) OBP: 0.385, SLG: 0.472	F SL 87 B CH 78 B CH 80 C SL 85 1 SAFE B FF 90 F FF 91 F SL 83 C SL 85 3-3 ① ② K 1-2		C SL 84 B CH 80 S CU 75 S SL 84 1-3 ② K			C FF 92 F SL 86 F CH 73 S CH 76 0-3 ② K		B FF 93 S CU 74 X FF 92 1-1 ② G4-3		4	0	0	0	0	3	2
20 Kevin Youkilis, R (1, 5) OBP: 0.442, SLG: 0.577	C SI 92 B CH 81 B SL 87 X SL 88 2-1 1B		B SI 91 X FF 92 1-0 ③ F8			B SI 92 C SI 92 B CU 74 B FF 93 B SL 86 4-1 34 BB 11 1B BB		B CU 74 C FF 93 F FF 93 F CU 68 B SL 88 F CH 79 F FF 93 F CU 76 F FF 94 2-2 F FF 93 X FF 94 3B		3	1	2	0	1	0	1
34 David Ortiz, L (1, 3) OBP: 0.316, SLG: 0.394 5 Rocco Baldelli, R (8, 7) OBP: 0.351, SLG: 0.500	C CU 73 S SL 86 1 SAFE B CH 75 S CH 80 1-3 ③ K			X SL 76 0-0 2 G6-4-3 1B		1 SAFE C SL 85 C CU 70 B CH 74 F FF 92 B SL 84 B CU 66 B SL 86 4-2 11 1B 1-2 BB		I IN 51 I IN 56 I IN 60 I IN 59 4-0 IBB		2 0	0 0	1 0	0 0	2 0	1 0	1 0
11 Mark Kotsay, L (1, 7) OBP: 0.333, SLG: 0.405 (8, 3)		F FF 90 S CH 79 B CH 75 B FF 92 B FF 92 B SL 85 4-2 BB		C SL 78 C SI 90 S CH 80 0-3 ① K		C SL 85 B SI 93 F CU 75 B SL 84 F FF 93 X SL 87 2-2 1-2 2-H 1B		C SL 84 B SL 84 D SI 90 S SL 85 F SI 91 X SL 85 2-2 ③ F8		3	0	1	1	1	1	3
2 Jacoby Ellsbury, L (1, 8) OBP: 0.350, SLG: 0.394		C FF 91 B FF 91 C FF 92 F CH 78 S SL 86 1-3 ① K		C SL 85 B FF 90 B SI 92 T SL 86 B FF 92 F FF 92 X FF 92 3-2 ② ③ G6-4-3 1-2f		S FF 92 B CU 76 X CH 79 1-1 ③ L3			C SI 94 T FF 94 X FF 95 0-2 ① G4-3	4	0	0	0	0	1	4
23 Julio Lugo, R (1, 6) OBP: 0.361, SLG: 0.385 58 Jonathan Papelbon, R (9, 1)		C SI 92 B CH 80 1 SAFE S SL 86 D CU 66 F SL 84 B SI 90 X SL 86 3-2 ② F7		B SI 91 X FF 91 1-0 ① G6-3			X FF 91 0-0 ① F7		C FF 91 X FF 93 0-1 ② P4	4 0	0 0	0 0	0 0	0 0	0 0	1 0
16 George Kottaras, L (1, 2) OBP: 0.289, SLG: 0.364		C SL 85 F FF 92 C FF 91 0-3 ③ K		C SI 92 X SL 86 0-1 ② L8			X FF 91 0-0 ② G4-3		C SI 95 B SI 95 B FF 94 T SL 84 T FF 94 2-2 ③ K	4	0	0	0	0	2	1
49 Tim Wakefield, R (1, 1) OBP: 0.500, SLG: 0.500 25 Mike Lowell, R (7, PH) OBP: 0.319, SLG: 0.470 17 Manny Delcarmen, R (7, 1) 63 Justin Masterson, R (8, 1) 22 Nick Green, R (9, 6) OBP: 0.337, SLG: 0.433			S SI 89 X SI 90 0-1 1B	C SI 90 S SL 78 F SI 90 B CU 70 S SL 79 1-3 ③ K			F SI 90 X SL 86 0-1 ③ F9			2 1 0 0 0	0 0 0 0 0	1 0 0 0 0	0 0 0 0 0	1 0 0 0 0	0 0 0 0 0	0 0 0 0 0

	AB	31
	R	1
	H	6
	RBI	1
	BB	4
	SO	9
	LOB	14

Inning Stats	1	2	3	4	5	6	7	8	9	1B: 5 SF: 0	WP: 0 PA: 35
	R: 0 H: 2 E: 0 LOB: 1 K: 2 BB: 0 S: 14 P: 22	R: 0 H: 0 E: 0 LOB: 1 K: 2 BB: 1 S: 13 P: 21	R: 0 H: 1 E: 0 LOB: 1 K: 1 BB: 0 S: 8 P: 10	R: 0 H: 1 E: 0 LOB: 0 K: 1 BB: 0 S: 8 P: 11	R: 0 H: 0 E: 0 LOB: 0 K: 1 BB: 0 S: 7 P: 9	R: 1 H: 1 E: 0 LOB: 2 K: 1 BB: 2 S: 15 P: 26	R: 0 H: 0 E: 0 LOB: 0 K: 0 BB: 0 S: 4 P: 4	R: 0 H: 1 E: 0 LOB: 2 K: 0 BB: 1 S: 18 P: 28	R: 0 H: 0 E: 0 LOB: 0 K: 1 BB: 0 S: 8 P: 10	2B: 0 SAC: 0 3B: 1 DP: 1 HR: 0 HBP: 0	PB: 0 SB: 0 CS: 1

PITCHER		IP	WLS	BF	H	R	ER	SO	BB	IBB	HBP	BLK	WP	HR	S	P	ERA	WHIP
33 Javier Vazquez, R ERA: 3.04	(1, 1)	7.2	L	30	6	1	1	8	3	0	0	0	0	0	83	121	1.17	1.174
34 Eric O'Flaherty, L ERA: 3.9	(8, 1)	0.1		2	0	0	0	0	0	1	0	0	0	0	4	10	0.00	0.000
Rafael Soriano, R ERA: 1.3	(9, 1)	1.0		3	0	0	0	1	0	0	0	0	0	0	8	10	0.00	0.000

PITCHER	IP	WLS	BF	H	R	ER	SO	BB	IBB	HBP	BLK	WP	HR	S	P	ERA	WHIP

BOTTOM

Boston Red Sox @ Atlanta Braves

Turner Field, Atlanta, GA

Sat Jun 27 2009, 4:00 PM EDT
Att. 48,151 - Partly Cloudy - 95 F

Batter	1	2	3	4	5	6	7	8	9	AB	R	H	RBI	BB	SO	LOB
1 Grégor Blanco, L (1, 8) OBP: 0.240, SLG: 0.174	B KN 66 C KN 66 F KN 66 X KN 66 1-2 ① G4-3		C KN 68 F KN 61 X KN 68 0-2 14 S 1B			C KN 64 F KN 64 B KN 67 X KN 61 1-2 14 SH1-4 1B		C FF 91 B SI 90 S FF 94 X SL 85 1-2 ② G3 1-3		4	0	2	0	0	0	1
14 Martín Prado, R (1, 4) OBP: 0.345, SLG: 0.432	C KN 66 F KN 66 B CU 59 X KN 67 1-2 ② F9		B KN 66 1 SAFE B KN 66 C KN 67 X KN 67 2-1 ③ G5-3 1-2			L KN 66 1 SAFE 1 SAFE X KN 66 0-1 ① SH1-4 1-2		C SL 83 X SL 86 0-1 ③ F9		3	0	0	0	0	0	2
10 Chipper Jones, S (1, 5) OBP: 0.407, SLG: 0.471	B KN 66 B KN 66 C KN 66 C FF 74 X KN 67 2-2 ③ G4-3			B KN 65 S KN 65 F KN 65 X KN 61 1-2 ① G4-3		B KN 66 B KN 64 B KN 65 C KN 65 F KN 66 X KN 66 3-2 ② L4			S FF 94 F FF 96 B FF 96 F FS 90 F FF 95 X FF 95 1-2 ① P5	4	0	0	0	0	0	1
16 Brian McCann, L (1, 2) OBP: 0.412, SLG: 0.538		B KN 67 B KN 66 B KN 66 B FF 72 4-0 7 S BB		C FF 74 B KN 66 X KN 66 1-1 ② F7		S KN 66 F KN 66 X KN 67 0-2 ③ G3-1			B SL 86 C FF 95 S SL 87 B FF 95 X FF 94 2-2 ② F9	3	0	0	0	1	0	1
18 Garret Anderson, L (1, 7) OBP: 0.308, SLG: 0.387		C KN 67 S KN 66 B KN 66 X KN 68 1-2 ① F9		F KN 66 X KN 60 0-1 ③ P3			F FF 93 S CH 82 X FF 95 0-2 ① G3-1		C FF 94 F FF 94 F FS 90 F FF 96 X FF 96 0-2 2B	4	0	1	0	0	0	1
22 Casey Kotchman, L (1, 3) OBP: 0.328, SLG: 0.377		C KN 67 B KN 61 C KN 68 F KN 68 F KN 68 X CU 60 1-2 ② F8			C KN 65 B KN 65 X KN 65 1-1 ① G4-3		C FF 96 B FF 95 X CU 76 1-1 ② F9		X FS 89 0-0 ③ G4-3	4	0	0	0	0	0	2
7 Jeff Francoeur, R (1, 9) OBP: 0.279, SLG: 0.346		B KN 67 B KN 68 X KN 66 2-0 ③ F8 1-2			F KN 66 X KN 66 0-1 ② P6		B FF 96 X CH 78 1-0 ③ F8			3	0	0	0	0	0	1
27 Diory Hernandez, R (1, 6) OBP: 0.178, SLG: 0.186			B KN 66 C KN 65 B KN 66 C FF 74 F KN 66 F KN 66 F KN 67 B KN 67 C FF 74 3-3 ① K		B KN 65 B FF 73 C FF 73 B FF 73 X FF 73 3-1 1B			B FF 95 B CU 74 C FF 94 C CU 75 F CU 76 B CU 78 T FF 96 3-2 ① K		3	0	1	0	0	2	0
33 Javier Vazquez, R (1, 1) OBP: 0.129, SLG: 0.138 34 Eric O'Flaherty, L (8, 1) 23 Matt Diaz, R (8, PH) OBP: 0.352, SLG: 0.424 Rafael Soriano, R (9, 1)			B FF 74 C FF 74 C KN 67 X KN 67 1-2 ② F9		B KN 67 C FF 73 F KN 66 X KN 66 1-2 ③ G4-3			B SI 92 B SI 91 B CH 86 C FF 92 F FF 92 B FF 96 4-2 1 G3 1 WP BB		2 0 0 0	0 0 0 0	0 0 0 0	0 0 1 0	0 0 0 0	0 0 0 0	1 0 0 0
Inning Stats	R: 0 H: 0 E: 0 LOB: 0 K: 0 BB: 0 S: 9 P: 13	R: 0 H: 0 E: 0 LOB: 1 K: 0 BB: 1 S: 9 P: 17	R: 0 H: 1 E: 0 LOB: 1 K: 1 BB: 0 S: 14 P: 20	R: 0 H: 0 E: 0 LOB: 0 K: 0 BB: 0 S: 7 P: 9	R: 0 H: 1 E: 0 LOB: 1 K: 0 BB: 0 S: 9 P: 14	R: 0 H: 1 E: 0 LOB: 1 K: 0 BB: 0 S: 11 P: 15	R: 0 H: 0 E: 0 LOB: 0 K: 0 BB: 0 S: 6 P: 8	R: 0 H: 0 E: 0 LOB: 1 K: 1 BB: 1 S: 11 P: 19	R: 0 H: 1 E: 0 LOB: 1 K: 0 BB: 0 S: 14 P: 17	1B: 3 2B: 1 3B: 0 HR: 0	SF: 0 SAC: 1 DP: 0 HBP: 0			WP: 1 PB: 0 SB: 2 CS: 0	PA: 33		

livebaseballscorecards.com

	AB	30
	R	0
	H	4
	RBI	0
	BB	2
	SO	2
	LOB	10

PITCHER		IP	WLS	BF	H	R	ER	SO	BB	IBB	HBP	BLK	WP	HR	S	P	ERA	WHIP
49 Tim Wakefield, R ERA: 4.18	(1, 1)	6.0	W	22	3	0	0	1	1	0	0	0	0	0	59	88	0.00	0.667
17 Manny Delcarmen, R ERA: 2.12	(7, 1)	1.1	H	4	0	0	0	1	0	0	0	0	0	0	10	15	0.00	0.000
63 Justin Masterson, R ERA: 3.66	(8, 1)	0.2	H	3	0	0	0	0	1	0	0	0	1	0	7	12	0.00	1.500
58 Jonathan Papelbon, R ERA: 1.91	(9, 1)	1.0	S	4	1	0	0	0	0	0	0	0	0	0	14	17	0.00	1.000

PITCHER	IP	WLS	BF	H	R	ER	SO	BB	IBB	HBP	BLK	WP	HR	S	P	ERA	WHIP

Boston Red Sox @ Atlanta Braves

Turner Field, Atlanta, GA

Sun Jun 28 2009, 1:30 PM EDT

Att. 41,463 - Partly Cloudy - 91 F

TOP

livebaseballscorecards.com

Batter	1	2	3	4	5	6	7	8	9	AB	R	H	RBI	BB	SO	LOB
15 Dustin Pedroia, R (1, 4) OBP: 0.367, SLG: 0.380	F7		G3		G4-6-3 1-2f			F8		4	0	0	0	0	0	1
7 J.D. Drew, L (1, 9) OBP: 0.380, SLG: 0.464	F9			F7		F9		F9		4	0	0	0	0	0	0
20 Kevin Youkilis, R (1, 5) OBP: 0.443, SLG: 0.573	BB			F9		F8			33 DI 33 1B 1B	3	1	1	0	1	0	0
44 Jason Bay, R (1, 7) OBP: 0.386, SLG: 0.566	F8			34 1B 1B		K			K	4	0	1	0	0	2	2
34 David Ortiz, L (1, 3) OBP: 0.315, SLG: 0.392		K		33 BB 1B 1-3			P6		G4-3	4	0	1	0	0	1	1
33 Jason Varitek, S (1, 2) OBP: 0.332, SLG: 0.485 16 George Kottaras, L (9, PR) OBP: 0.289, SLG: 0.364		G1-3		BB 1-2			2 E 2B		1-H 1B	3 0	0 0	2 0	1 0	1 0	0 0	0 0
2 Jacoby Ellsbury, L (1, 8) OBP: 0.345, SLG: 0.388		F7		G4-3			E4 22 G4-3 2-3		K	4	0	0	0	0	1	5
22 Nick Green, R (1, 6) OBP: 0.332, SLG: 0.425			G6-3		P4		G4-3 1-2f			3	0	0	0	0	0	2
36 Brad Penny, R (1, 1)								K		2	0	0	0	0	0	0
24 Takashi Saito, L (7, 1)			L5		E5 15 G4-6-3					0	0	0	0	0	0	0
11 Mark Kotsay, L (8, PH) OBP: 0.325, SLG: 0.395										1	0	0	0	0	1	0
51 Daniel Bard, R (8, 1)										0	0	0	0	0	0	0
Inning Stats	R: 0 E: 0 K: 0 S: 11 H: 0 LOB: 1 BB: 1 P: 19	R: 0 E: 0 K: 1 S: 10 H: 0 LOB: 0 BB: 0 P: 17	R: 0 E: 0 K: 0 S: 8 H: 0 LOB: 0 BB: 0 P: 9	R: 0 E: 0 K: 0 S: 15 H: 2 LOB: 3 BB: 1 P: 23	R: 0 E: 1 K: 0 S: 9 H: 0 LOB: 0 BB: 0 P: 13	R: 0 E: 0 K: 1 S: 10 H: 0 LOB: 0 BB: 0 P: 16	R: 0 E: 1 K: 0 S: 9 H: 1 LOB: 1 BB: 0 P: 13	R: 0 E: 0 K: 1 S: 7 H: 0 LOB: 0 BB: 0 P: 9	R: 1 E: 0 K: 2 S: 15 H: 2 LOB: 1 BB: 0 P: 19	1B: 4 2B: 1 3B: 0 HR: 0 SF: 0 SAC: 0 DP: 2 HBP: 0						

AB	32
R	1
H	5
RBI	1
BB	2
SO	5
LOB	11

WP: 0 PB: 0 SB: 0 CS: 0 PA: 34

PITCHER		IP	WLS	BF	H	R	ER	SO	BB	IBB	HBP	BLK	WP	HR	S	P	ERA	WHIP
48 Tommy Hanson, R ERA: 2.48	(1, 1)	6.0	W	22	2	0	0	2	2	0	0	0	0	0	63	97	0.00	0.667
34 Eric O'Flaherty, L ERA: 3.86	(7, 1)	0.1	H	3	1	0	0	0	0	0	0	0	0	0	8	11	0.00	3.000
58 Peter Moylan, R ERA: 4.25	(7, 1)	0.2	H	1	0	0	0	0	0	0	0	0	0	0	1	2	0.00	0.000
Rafael Soriano, R ERA: 1.26	(8, 1)	1.0	H	3	0	0	0	1	0	0	0	0	0	0	7	9	0.00	0.000
51 Michael Gonzalez, L ERA: 2.25	(9, 1)	1.0	S	5	2	1	1	2	0	0	0	0	0	0	15	19	9.00	2.000

PITCHER	IP	WLS	BF	H	R	ER	SO	BB	IBB	HBP	BLK	WP	HR	S	P	ERA	WHIP

Batter	1	2	3	4	5	6	7	8	9	AB	R	H	RBI	BB	SO	LOB
1 Grégor Blanco, L (1, 8) OBP: 0.207, SLG: 0.148	B FS 90 C FF 92 F FF 93 B FF 94 B FF 94 X FF 94 3-2 G5-3 ①		X FF 94 0-0 E3 2 FC2-6	B FF 93 F FF 93 B FF 95 C FF 96 F FF 96 F FF 96 B FS 86 F FF 96 F FF 96 3-2 X FF 96 G3 ③			T FF 90 C FF 90 F FF 91 B FF 91 B FF 92 S FF 93 2-3 K ②		4	0	0	0	0	1	2
2 Kelly Johnson, L (1, 4) OBP: 0.288, SLG: 0.362	F FF 93 S FS 85 B CU 77 F FF 93 X CU 76 1-2 G4-3 ②		1 SAFE X FS 85 0-0 FC2-6 10 G6-3 10 S ① 1-2f		F FF 93 X FS 85 0-1 G1-3 ①		C CU 76 B CU 77 F FF 92 B SL 81 B SL 81 B SL 82 4-2 10 S BB			3	0	0	0	1	0	1
10 Chipper Jones, S (1, 5) OBP: 0.404, SLG: 0.480	B FF 93 T FF 93 F FF 95 B FF 94 F FF 95 X CU 75 2-2 HR		B CU 78 F FF 94 B FF 95 B FS 87 C FS 86 X FF 96 3-2 G6-3 ② 1-3		B FF 94 F FF 95 X FF 95 1-1 G3 ②		B FF 92 S FF 93 B CU 77 X FF 93 2-1 F7 ③ 1-2			4	1	1	1	0	0	2
16 Brian McCann, L (1, 2) OBP: 0.405, SLG: 0.526	B FF 92 C CU 76 F FF 93 F FS 87 T FF 95 1-2 K ③		B CU 77 D CU 76 B CU 77 X FF 95 3-0 P5 ③		X FF 95 0-0 P4 ③			X FF 95 0-0 F8 ①		4	0	0	0	0	1	1
18 Garret Anderson, L (1, 7) OBP: 0.312, SLG: 0.411		B FF 92 F FF 93 X FF 93 1-1 F7 ①		B FS 81 X FF 92 1-0 HR		B FF 92 B FF 93 B FS 83 C FF 93 F FF 94 F FF 94 X FF 96 3-2 7 G3-1 2B		B FF 96 B SL 81 F FF 95 C SL 82 F SL 83 F SL 83 F FF 97 S SL 85 2-3 K ②		4	1	2	1	0	1	0
22 Casey Kotchman, L (1, 3) OBP: 0.326, SLG: 0.379		B FS 85 F FF 94 X CU 76 1-1 2B		S FF 93 C FS 85 B FF 94 X FF 95 1-2 G3-1 ①		B FF 94 C FF 94 X FF 95 1-1 G6-3 ①		B SI 97 C CH 89 F FF 97 X FF 97 1-2 G6-3 ③		4	0	1	0	0	0	1
7 Jeff Francoeur, R (1, 9) OBP: 0.283, SLG: 0.347		F FF 94 F FF 95 H FF 93 1-2 HBP		B FF 95 F CU 78 B FF 95 X FF 94 2-1 27 FC6 27 S 1B		B FF 95 C FF 95 X FF 95 1-1 G3-1 ② 2-3				2	0	1	0	0	0	1
27 Diory Hernandez, R (1, 6) OBP: 0.167, SLG: 0.174		F FF 94 F FF 95 S CU 78 0-3 K ②		1 SAFE B FF 93 1 SAFE C FF 92 F FF 95 F FF 96 B FF 96 F CU 77 B FF 96 3-2 F FF 95 X FF 95 FC6 48 1B ② 1-3		F FF 94 B FF 96 T FF 95 F FF 96 F FF 97 X CU 78 1-2 G6-3 ③				3	0	0	0	0	1	4
48 Tommy Hanson, R (1, 1) OBP: 0.222, SLG: 0.222 34 Eric O'Flaherty, L (7, 1) 58 Peter Moylan, R (7, 1) 23 Matt Diaz, R (7, PH) OBP: 0.350, SLG: 0.421 Rafael Soriano, R (8, 1) 51 Michael Gonzalez, R (9, 1)		F FF 95 S FF 96 X FF 96 0-2 G4-3 ③		C FF 94 F FF 94 X CU 76 0-2 1-2 1B			F SI 89 X SI 88 0-1 G6-3 ①			2 0 0 0 1 0 0	0 0 0 0 0 0 0	1 0 0 0 0 0 0	0 0 0 0 0 0 0	0 0 0 0 0 0 0	0 0 0 0 0 0 0	2 0 0 0 0 0 0
Inning Stats	R: 1 E: 0 K: 1 S: 15 H: 1 LOB: 0 BB: 0 P: 22	R: 0 E: 0 K: 1 S: 12 H: 1 LOB: 2 BB: 0 P: 15	R: 0 E: 1 K: 0 S: 6 H: 0 LOB: 1 BB: 0 P: 12	R: 1 E: 0 K: 0 S: 22 H: 3 LOB: 2 BB: 0 P: 32	R: 0 E: 0 K: 0 S: 5 H: 0 LOB: 0 BB: 0 P: 6	R: 0 E: 0 K: 0 S: 13 H: 1 LOB: 1 BB: 0 P: 19	R: 0 E: 0 K: 1 S: 10 H: 0 LOB: 1 BB: 1 P: 18	R: 0 E: 0 K: 1 S: 10 H: 0 LOB: 0 BB: 0 P: 13		1B: 2 2B: 2 3B: 0 HR: 2 SF: 0 SAC: 0 DP: 0 HBP: 1		WP: 0 PB: 0 SB: 3 CS: 0 PA: 33		

PITCHER		IP	WLS	BF	H	R	ER	SO	BB	IBB	HBP	BLK	WP	HR	S	P	ERA	WHIP
36 Brad Penny, R ERA: 4.79	(1, 1)	6.0	L	26	6	2	2	2	0	0	1	0	0	2	73	106	3.00	1.000
24 Takashi Saito, R ERA: 2.96	(7, 1)	1.0		4	0	0	0	1	1	0	0	0	0	0	10	18	0.00	1.000
51 Daniel Bard, R ERA: 3.44	(8, 1)	1.0		3	0	0	0	1	0	0	0	0	0	0	10	13	0.00	0.000

PITCHER	IP	WLS	BF	H	R	ER	SO	BB	IBB	HBP	BLK	WP	HR	S	P	ERA	WHIP

BOTTOM

Boston Red Sox @ Atlanta Braves

Turner Field, Atlanta, GA

Sun Jun 28 2009, 1:30 PM EDT
Att. 41,463 - Partly Cloudy - 91 F

livebaseballscorecards.com

AB	31
R	2
H	6
RBI	2
BB	1
SO	4
LOB	14

TOP

Philadelphia Phillies @ Atlanta Braves

Turner Field, Atlanta, GA

Tue Jun 30 2009, 7:00 PM EDT

Att. 31,818 - Clear - 89 F

livebaseballscorecards.com

Batter	1	2	3	4	5	6	7	8	9	10	AB	R	H	RBI	BB	SO	LOB
11 Jimmy Rollins, S (1, 6) OBP: 0.250, SLG: 0.322	K		G4-3		G3-1		P4		K		5	0	0	0	0	2	0
8 Shane Victorino, S (1, 8) OBP: 0.360, SLG: 0.441	G6-3		26 1B 6 2B 1B		L1-3		G1-4-3		F7		5	1	1	0	0	0	0
26 Chase Utley, L (1, 4) OBP: 0.432, SLG: 0.567	F7		1 SAFE 1 SAFE B SI 89 C SI 89 1 SAFE C SL 82 1 SAFE F SI 90 1 SAFE 6 2B 1-3 1B		HR		F7			F8	5	1	2	1	0	0	0
6 Ryan Howard, L (1, 3) OBP: 0.331, SLG: 0.541		G4-3	F SL 81 S SL 82 B SL 81 B SL 82 X SL 82 1-3 3-H 2B		G3-1			F9		28 G5-4-3 1B	5	0	2	1	0	0	0
28 Jayson Werth, R (1, 9) OBP: 0.362, SLG: 0.487		19 2B BB	F8			G3-1		K		G5-4-3 1-2f	4	0	0	0	1	1	3
19 Greg Dobbs, L (1, 7) OBP: 0.298, SLG: 0.434 40 John Mayberry Jr., R (8, PH) OBP: 0.275, SLG: 0.605 (8, 7)		G5-3 1-3 2B	G4-3			27 WP 7 1B BB		HR			2 1	0 1	1 1	0 1	1 0	0 0	0 0
7 Pedro Feliz, R (1, 5) OBP: 0.340, SLG: 0.425	IBB		1B			27 WP 1-2 1B		HR			3	1	3	1	1	0	0
Carlos Ruiz, R (1, 2) OBP: 0.349, SLG: 0.378 16 J.C. Romero, S (8, 1) 61 Chan Ho Park, R (9, 1) OBP: 0.267, SLG: 0.333		G5-3 2-3f				F8		G5-3			4 0 0	0 0 0	0 0 0	0 0 0	0 0 0	0 0 0	6 0 0
56 Joe Blanton, R (1, 1) OBP: 0.200, SLG: 0.048 27 Chris Coste, R (6, PH) OBP: 0.348, SLG: 0.390 37 Chad Durbin, R (6, 1) OBP: 0.200, SLG: 0.200 46 Ryan Madson, L (8, 1) 23 Paul Bako, L (8, 2) OBP: 0.250, SLG: 0.250			K	K		K 1-2 2-3			F8		2 1 0 0 1	0 0 0 0 0	0 0 0 0 0	0 0 0 0 0	0 1 0 0 0	2 2 0 0 0	1 2 0 0 0

Inning Stats																						
	R: 0	H: 0	R: 0	H: 1	R: 1	H: 3	R: 0	H: 1	R: 1	H: 1	R: 0	H: 1	R: 0	H: 0	R: 2	H: 2	R: 0	H: 1	1B: 5	SF: 0	WP: 1	PA: 41
	E: 0	LOB: 0	E: 0	LOB: 2	E: 0	LOB: 2	E: 0	LOB: 1	E: 0	LOB: 0	E: 0	LOB: 2	E: 0	LOB: 0	E: 0	LOB: 0	E: 0	LOB: 0	2B: 2	SAC: 0	PB: 0	
	K: 1	BB: 0	K: 0	BB: 2	K: 1	BB: 0	K: 1	BB: 0	K: 0	BB: 0	K: 1	BB: 1	K: 0	BB: 0	K: 1	BB: 0	K: 0	BB: 0	3B: 0	DP: 2	SB: 0	
	S: 10	P: 13	S: 8	P: 18	S: 19	P: 30	S: 10	P: 11	S: 9	P: 13	S: 10	P: 18	S: 5	P: 6	S: 11	P: 18	S: 10	P: 16	HR: 3	HBP: 0	CS: 0	

PITCHER		IP	WLS	BF	H	R	ER	SO	BB	IBB	HBP	BLK	WP	HR	S	P	ERA	WHIP
32 Derek Lowe, R ERA: 4.44	(1, 1)	6.0		27	7	2	2	4	2	1	0	0	1	1	66	103	3.00	1.500
34 Eric O'Flaherty, L ERA: 3.72	(7, 1)	1.0	H	3	0	0	0	0	0	0	0	0	0	0	5	6	0.00	0.000
51 Michael Gonzalez, L ERA: 2.68	(8, 1)	1.0	B	5	2	2	2	1	0	0	0	0	0	2	11	18	18.00	2.000
Rafael Soriano, R ERA: 1.23	(9, 1)	1.0		3	0	0	0	1	0	0	0	0	0	0	10	16	0.00	0.000
36 Boone Logan, L ERA: 10.8	(10, 1)	0.1		2	1	0	0	0	0	0	0	0	0	0	6	7	0.00	3.000

PITCHER		IP	WLS	BF	H	R	ER	SO	BB	IBB	HBP	BLK	WP	HR	S	P	ERA	WHIP
58 Peter Moylan, R ERA: 4.15	(10, 1)	0.2	W	1	0	0	0	0	0	0	0	0	0	0	2	5	0.00	0.000

AB	38
R	4
H	10
RBI	4
BB	3
SO	6
LOB	12

Batter	1	2	3	4	5	6	7	8	9	10	AB	R	H	RBI	BB	SO	LOB
1 Grégor Blanco, L (1, 8) OBP: 0.286, SLG: 0.281	B FF 86 C SI 88 F FF 89 B FF 90 B SI 88 X FF 89 3-2 F7 ①		L CH 80 X CU 74 0-1 14 1B 3B	F FF 90 B FF 91 B CH 83 F FF 90 F SI 91 X SI 91 2-2 G4-3 ③		F SI 88 B FC 86 X CH 79 1-1 10 G1-3 14 SH1-3 1B		B FF 96 B FF 95 B FF 92 C FF 94 B FF 93 4-1 14 E 14 E BB		C FF 94 X CH 85 0-1 14 1B 1-3 1B	5	2	3	0	1	0	2
14 Martín Prado, R (1, 4) OBP: 0.360, SLG: 0.474	B SI 88 C SI 89 F CH 83 B SI 89 X SI 90 2-2 G6-3 ②		X SI 88 0-0 18 FC6 3-H 1B		C SI 86 X SI 90 0-1 HR	X FC 86 0-0 SH1-3 1-2 ①		B FC 89 C FF 95 1 SAFE S FC 89 1 SAFE X FC 90 1-2 E9 1-H 2B		C SI 93 F SI 93 B FF 93 B SL 87 X SI 94 2-2 2-3 3-H 1B	5	1	4	4	0	0	0
10 Chipper Jones, S (1, 5) OBP: 0.404, SLG: 0.476	B FF 90 B SI 89 B CH 84 C SI 88 F FF 90 X FF 90 3-2 F9 ③		F CH 81 F FF 87 B SI 90 S 1-3 K ①		X SI 89 0-0 22 BB 18 1B 7 G4-3 1B	B SI 90 B CU 77 X CH 83 2-0 G1-3 2-3 ②		I IN 54 I IN 56 I IN 54 I IN 58 4-0 IBB			4	1	1	0	1	1	2
16 Brian McCann, L (1, 2) OBP: 0.396, SLG: 0.513		B SI 89 S SL 83 X SI 90 1-1 F8 ①	C FC 84 B FF 90 X FF 91 1-1 P4 ②		C SI 89 X FF 90 0-1 F9 ①	B FF 89 F FC 88 B FF 90 X CH 82 2-1 G5-3 ③		S SI 90 1 SAFE C FF 92 B SI 93 X SI 92 1-2 P4 ③			5	0	0	0	0	0	5
18 Garret Anderson, L (1, 7) OBP: 0.311, SLG: 0.407 51 Michael Gonzalez, R (8, 1) Rafael Soriano, R (9, 1) 19 Yunel Escobar, R (9, PH) OBP: 0.346, SLG: 0.430 36 Boone Logan, R (10, 1) 58 Peter Moylan, R (10, 1)		B FF 92 C SL 81 B SI 90 F CH 82 C CU 76 2-3 K ②	1 SAFE S CH 81 B CH 81 1 SAFE S CH 80 B SI 91 X SI 91 2-2 FC6 1-2f ③		F FF 91 C SL 82 B FF 91 B CH 82 X FF 91 2-2 7 G4-3 22 BB 1-2 1B		C FC 86 B FC 87 B CH 81 F SI 90 F CH 83 B SI 90 F CH 84 X SI 91 3-2 F7 ①		F SI 91 B SI 91 B CH 78 C CH 80 X SI 91 2-2 G4-3 ①	4 0 0 1 0 0	0 0 0 0 0 0	1 0 0 0 0 0	0 0 0 0 0 0	0 0 0 0 0 0	1 0 0 0 0 0	1 0 0 0 0 0
22 Casey Kotchman, L (1, 3) OBP: 0.328, SLG: 0.377		C SI 89 B FF 90 B FF 90 X SL 81 2-1 7 2B 1B	B CU 72 X CH 81 1-0 E4 27 SH5-3 7 1B	B CH 84 B FF 91 B FF 90 C FF 89 B FF 90 4-1 7 G4-3 1-2 2-3 BB			C FC 88 S FC 86 X CU 77 0-2 G6-3 ②		B SI 91 B SI 92 C SI 93 B SI 92 X SI 93 3-1 G6-3 ②	4	0	1	0	1	0	0
7 Jeff Francoeur, R (1, 9) OBP: 0.285, SLG: 0.351		F FC 85 C SI 90 B SI 91 X SI 90 1-2 1-3 2B	B SI 90 X SI 90 1-0 27 SH5-3 1-2 1B	X FF 86 0-0 G4-3 1-2 2-3 3-H ②			B FC 87 B CH 84 C SI 91 S CH 83 X FC 88 2-2 G5-3 ③		B FF 92 X SL 86 1-0 F9 ③	5	0	2	1	0	0	2
27 Diory Hernandez, R (1, 6) OBP: 0.192, SLG: 0.167		I IN 58 I IN 59 4-0 IBB	L FC 84 X FC 84 0-1 SH5-3 1-2 2-3 ①	I I I I 4-0 IBB				C FF 95 F FC 89 B FC 90 X CH 83 1-2 G5-3 ①		F SL 85 S FF 92 B CU 80 F CU 79 F FF 95 S SL 85 1-3 K ①	2	0	0	0	2	1	0
32 Derek Lowe, R (1, 1) OBP: 0.214, SLG: 0.154 34 Eric O'Flaherty, L (7, 1) 23 Matt Diaz, R (8, 7) OBP: 0.352, SLG: 0.422		X FC 84 0-0 P6 ③	B SI 90 B FF 88 C SL 83 L SI 89 D CU 77 S SI 90 3-3 K ②	D FC 85 X FF 89 1-0 P2 ③				B FC 89 F FC 89 S FF 94 S FF 96 1-3 K ②		B SI 95 F SL 85 F FF 94 F FF 95 B SL 85 X CU 80 2-2 1 1B 14 1B 1B	3 0 2	0 0 1	0 0 1	0 0 0	0 0 1	1 0 0	8 0 0
Inning Stats	R: 0 E: 0 K: 0 S: 9 H: 0 LOB: 0 BB: 0 P: 17	R: 0 E: 0 K: 1 S: 11 H: 2 LOB: 3 BB: 1 P: 21	R: 1 E: 0 K: 1 S: 11 H: 2 LOB: 1 BB: 0 P: 15	R: 0 E: 1 K: 1 S: 11 H: 1 LOB: 2 BB: 0 P: 18	R: 2 E: 0 K: 0 S: 11 H: 3 LOB: 3 BB: 2 P: 22	R: 0 E: 0 K: 0 S: 6 H: 1 LOB: 1 BB: 0 P: 11	R: 0 E: 0 K: 0 S: 11 H: 0 LOB: 0 BB: 0 P: 16	R: 1 E: 2 K: 1 S: 13 H: 1 LOB: 2 BB: 2 P: 25	R: 0 E: 0 K: 0 S: 6 H: 0 LOB: 0 BB: 0 P: 12	R: 1 E: 0 K: 1 S: 14 H: 3 LOB: 2 BB: 0 P: 19	1B: 9 2B: 2 3B: 1 HR: 1 SF: 0 SAC: 2 DP: 0 HBP: 0	WP: 0 PB: 0 SB: 0 CS: 0 PA: 47					

PITCHER	IP	WLS	BF	H	R	ER	SO	BB	IBB	HBP	BLK	WP	HR	S	P	ERA	WHIP
56 Joe Blanton, R (1, 1) ERA: 5.08	5.0		27	8	3	3	3	1	2	0	0	0	1	53	93	5.40	1.800
37 Chad Durbin, R (6, 1) ERA: 4.29	2.0		7	1	0	0	0	0	0	0	0	0	0	17	27	0.00	0.500
46 Ryan Madson, R (8, 1) ERA: 2.84	0.2	B	5	1	1	0	1	1	1	0	0	0	0	10	21	0.00	3.000
16 J.C. Romero, L (8, 1) ERA: 3.18	1.0		3	0	0	0	0	0	0	0	0	0	0	8	14	0.00	0.000
61 Chan Ho Park, R (9, 1) ERA: 6.04	0.2	L	5	3	1	1	1	0	0	0	0	0	0	15	21	13.50	4.500

PITCHER	IP	WLS	BF	H	R	ER	SO	BB	IBB	HBP	BLK	WP	HR	S	P	ERA	WHIP

BOTTOM

Philadelphia Phillies @ Atlanta Braves

Turner Field, Atlanta, GA

Tue Jun 30 2009, 7:00 PM EDT

Att. 31,818 - Clear - 89 F

livebaseballscorecards.com

AB	40
R	5
H	13
RBI	5
BB	5
SO	5
LOB	20

Batter	1	2	3	4	5	6	7	8	9	AB	R	H	RBI	BB	SO	LOB
11 Jimmy Rollins, S (1, 6) OBP: 0.250, SLG: 0.319	C FF 90 B FF 91 B SL 81 X FF 92 2-1 G4-3		B FF 92 B FF 93 B SI 92 C FF 92 B FF 92 4-1 8 S BB		B FF 90 X FF 90 1-0 G4-3			C FF 90 S CU 77 B FF 90 X CH 83 1-2 F8		3	0	0	0	1	0	0
8 Shane Victorino, S (1, 8) OBP: 0.362, SLG: 0.440	M SL 81 F FF 93 C FF 92 0-3 K		B FF 93 1 SAFE 1 SAFE B CH 84 B FF 91 C SI 92 B SI 93 4-1 1-2 BB			C FF 89 X SL 77 0-1 E4 6 S		X SI 91 0-0 4 G6-4-3 1B		3	0	1	0	1	1	0
26 Chase Utley, L (1, 4) OBP: 0.428, SLG: 0.560 4 Eric Bruntlett, R (7, 4) OBP: 0.208, SLG: 0.194	B FF 92 B FF 92 S FF 92 X SI 92 2-1 F7		C FF 92 X FF 92 0-1 F7			B FF 89 X SL 78 1-0 P6		S FF 91 C FF 90 F FF 89 X CU 80 0-2 1-2f G6-4-3		3 1	0 0	0 0	0 0	0 0	0 0	3 1
6 Ryan Howard, L (1, 3) OBP: 0.328, SLG: 0.535 40 John Mayberry Jr., R (7, 7) OBP: 0.266, SLG: 0.590		B FF 90 S SL 80 S FF 92 F FF 93 B CH 84 S CH 84 2-3 K		S SL 79 X SL 77 0-1 F7		B CH 81 B SL 80 C SL 78 F FF 91 F CH 82 F FF 93 F FF 94 F SL 78 F CH 83 2-2 1-2 F7			B FF 93 B CH 92 C FF 93 C CH 91 X SI 94 2-2 G6-3	3 1	0 0	0 0	0 0	0 0	1 0	1 0
28 Jayson Werth, R (1, 9) OBP: 0.363, SLG: 0.484		B FF 94 B SI 93 C FF 93 C FF 94 B FF 93 B SI 94 4-2 7 FC5-4 BB	B CH 82 B SL 78 F FF 92 B FF 90 B FF 93 4-1 19 E 19 SF7 BB		B SL 79 C FF 93 F FF 92 X CH 82 1-2 F9			C FF 94 C SL 80 S FF 95 0-3 K	2	1	0	0	2	1	1
19 Greg Dobbs, L (1, 7) OBP: 0.284, SLG: 0.418 (7, 3)		1 SAFE B SI 92 X SL 80 1-0 F9	1 SAFE B FF 92 1 SAFE B FF 92 B CH 81 C FF 91 S FF 91 F FF 92 X FF 94 3-2 1-H SF7				X FF 89 0-0 F8		X SI 94 0-0 G5-3	3	0	0	1	0	0	1
7 Pedro Feliz, R (1, 5) OBP: 0.337, SLG: 0.420		1 SAFE X SI 93 0-0 FC5-4 1-2f	C SL 79 X SI 93 0-1 F8				C FF 90 B SL 80 X SL 79 1-1 G1-3			3	0	0	0	0	0	1
23 Paul Bako, L (1, 2) OBP: 0.286, SLG: 0.286			B FF 90 C CH 82 X SI 91 1-1 F7		C CH 82 C FF 92 F FF 92 S CH 83 0-3 K		X FF 91 0-0 1B			3	0	1	0	0	1	0
35 Cole Hamels, L (1, 1) OBP: 0.100, SLG: 0.150 52 Tyler Walker, R (5, 1) 12 Matt Stairs, L (7, PH) OBP: 0.426, SLG: 0.491 53 Sergio Escalona, L (7, 1) 57 Jack Taschner, L (8, 1)			C FF 91 F FF 91 F SL 78 S FF 94 0-3 K		F FF 92 F CH 83 B SL 79 S CH 82 1-3 K		C FF 91 S CH 82 S CH 81 0-3 K			2 0 1 0 0	0 0 0 0 0	0 0 0 0 0	0 0 0 0 0	2 0 1 0 0	0 0 1 0 0	0 0 1 0 0
Inning Stats	R: 0 E: 0 K: 1 S: 7 H: 0 LOB: 0 BB: 0 P: 11	R: 0 E: 0 K: 1 S: 8 H: 0 LOB: 1 BB: 1 P: 15	R: 0 E: 0 K: 1 S: 10 H: 0 LOB: 2 BB: 2 P: 19	R: 1 E: 1 K: 0 S: 9 H: 0 LOB: 0 BB: 1 P: 16	R: 0 E: 0 K: 2 S: 8 H: 0 LOB: 0 BB: 0 P: 10	R: 0 E: 1 K: 0 S: 14 H: 0 LOB: 1 BB: 0 P: 18	R: 0 E: 0 K: 1 S: 7 H: 1 LOB: 1 BB: 0 P: 8	R: 0 E: 0 K: 0 S: 8 H: 1 LOB: 0 BB: 0 P: 9	R: 0 E: 0 K: 1 S: 7 H: 0 LOB: 0 BB: 0 P: 9	1B: 2 2B: 0 3B: 0 HR: 0		SF: 1 SAC: 0 DP: 1 HBP: 0			WP: 0 PB: 0 SB: 2 CS: 0	PA: 33

TOP

Philadelphia Phillies @ Atlanta Braves

Turner Field, Atlanta, GA

Wed Jul 01 2009, 7:00 PM EDT
Att. 25,212 - Partly Cloudy - 91 F

livebaseballscorecards.com

AB	28
R	1
H	2
RBI	1
BB	4
SO	7
LOB	9

PITCHER		IP	WLS	BF	H	R	ER	SO	BB	IBB	HBP	BLK	WP	HR	S	P	ERA	WHIP
49 Jair Jurrjens, R ERA: 2.73	(1, 1)	7.0	W	27	1	1	0	6	4	0	0	0	0	0	63	97	0.00	0.714
54 Kris Medlen, R ERA: 5.88	(8, 1)	1.0		3	1	0	0	0	0	0	0	0	0	0	8	9	0.00	1.000
46 Manny Acosta, R ERA: 2.3	(9, 1)	1.0		3	0	0	0	1	0	0	0	0	0	0	7	9	0.00	0.000

PITCHER	IP	WLS	BF	H	R	ER	SO	BB	IBB	HBP	BLK	WP	HR	S	P	ERA	WHIP

BOTTOM

Philadelphia Phillies @ Atlanta Braves

Turner Field, Atlanta, GA

Wed Jul 01 2009, 7:00 PM EDT

Att. 25,212 - Partly Cloudy - 91 F

Batter	1	2	3	4	5	6	7	8	9	AB	R	H	RBI	BB	SO	LOB
1 Grégor Blanco, L (1, 8) OBP: 0.300, SLG: 0.278	B FF 87 C FF 88 B FF 88 X FF 90 2-1 G6-3 ①		F FF 89 B FF 89 B CH 80 X FF 89 2-1 14 2B 1-2 1B ①		B CU 74 B FF 87 B FF 89 C FF 88 B FF 88 4-1 14 1B 10 2B BB ①	B FF 91 F FF 90 X FF 92 1-1 G1-3 ①		S SL 84 X SI 90 0-1 G6-3 ② 1-2		4	2	1	0	1	0	1
14 Martín Prado, R (1, 4) (8, 5) OBP: 0.368, SLG: 0.482	B FF 90 B FF 90 F FF 91 B FF 91 C CH 80 F FF 92 X FF 91 3-2 F8 ②		C CH 79 X CH 80 0-1 10 1B 1-H 2-H 2B ①		1 SAFE B FF 87 1 SAFE C CH 79 F FF 88 X CU 76 1-2 10 2B 1-2 1B ①	B FF 91 C SL 82 X FF 92 1-1 L4 ②		B SL 83 C CH 84 B FF 91 B SL 83 B SI 92 4-1 19 1B 16 1B BB ①		4	3	2	2	1	0	0
10 Chipper Jones, S (1, 5) OBP: 0.406, SLG: 0.481 54 Kris Medlen, S (8, 1) 19 Yunel Escobar, R (8, PH) OBP: 0.349, SLG: 0.432 46 Manny Acosta, R (9, 1)	B CU 76 C FF 91 X CU 77 1-1 G5-3 ③		B FF 91 B FF 90 B FF 91 S CH 81 X FF 90 3-1 23 1B 2-H 1B ①		C FF 89 X CH 79 0-1 16 1B 1-H 2-H 2B ①	B FF 92 C FF 92 B FF 92 B SL 83 X FF 91 3-1 G6-3 ③		C SI 90 F SL 85 X FF 91 0-2 16 1B 1-3 2-H 1B ①		4 0 1 0	1 0 0 0	2 0 1 0	3 0 1 0	0 0 0 0	0 0 0 0	0 0 0 0
16 Brian McCann, L (1, 2) OBP: 0.396, SLG: 0.510		B FF 88 F CH 78 B FF 90 X FF 88 2-1 F8 ① S CH 80 F FF 89 F CH 81 B FF 91 F FF 90 B CU 77 F CH 80 F FF 90 X CH 82 2-2 F7 ②		B FF 86 S CU 76 X FF 88 1-1 23 HR 2-H 1B ①		B SI 90 C SI 91 C SI 91 S CU 86 1-3 K ① B SI 90 X SL 84 1-0 1-2 3-H 1B ①		5	1	2	2	0	1	1
23 Matt Diaz, R (1, 7) OBP: 0.360, SLG: 0.451		X FF 91 0-0 F8 ② 1 SAFE S CH 80 S CH 80 X CH 80 0-2 1-2 1B ①		S SL 84 B FF 91 F FF 92 X SL 82 1-2 1-H HR ①		B SI 90 B SI 91 C SI 90 X CH 80 2-1 1B ① S FF 91 B FF 92 S SI 90 B FF 91 S SL 85 2-3 K ③		5	1	3	2	0	1	2
22 Casey Kotchman, L (1, 3) OBP: 0.327, SLG: 0.372		C FF 90 B CH 81 F FF 92 B CU 78 B FF 92 F FF 92 B CH 80 4-2 BB C FF 90 X FF 89 0-1 G4-3 ③		C FF 93 X FF 92 0-1 F8 ①		X SI 90 0-0 F9 ②		3	0	0	0	1	0	3
7 Jeff Francoeur, R (1, 9) OBP: 0.285, SLG: 0.350		B FF 91 S FF 90 B FF 91 X FF 89 2-1 P3 ③	F FF 86 F FF 89 X FF 87 0-2 27 G6-4-3 1B	C SL 83 C SL 82 B SL 84 F FF 92 F FF 92 B SL 83 S CH 78 2-3 K ②		S CU 86 C SI 91 X CU 80 0-2 G6-3 ③		4	0	1	0	0	1	2
27 Diory Hernandez, R (1, 6) OBP: 0.196, SLG: 0.231			X FF 88 0-0 P3 ① B FF 88 X FF 88 1-0 G6-4-3 ① ② 1-2f	B FF 92 X FF 92 1-0 HR			X SL 82 0-0 E5 1 G6-3 19 1B	4	2	1	1	0	0	1
49 Jair Jurrjens, R (1, 1) OBP: 0.206, SLG: 0.188 2 Kelly Johnson, L (8, 4) OBP: 0.287, SLG: 0.361			C CH 84 F FF 88 F FF 90 B CU 77 B CH 80 F FF 91 X FF 91 2-2 1 1B 14 2B 1B B FF 87 B FF 89 C FF 87 B CH 79 C FF 89 S CH 80 3-3 K ③	C FF 93 F SL 83 X SL 84 0-2 G1-3 ③			C SI 89 S FF 90 S SL 84 0-3 K ①	3 1	1 0	1 0	0 0	0 1	1 1	0 1
Inning Stats	R: 0 E: 0 K: 0 S: 8 H: 0 LOB: 0 BB: 0 P: 14	R: 0 E: 0 K: 0 S: 8 H: 0 LOB: 1 BB: 1 P: 16	R: 3 E: 0 K: 0 S: 24 H: 5 LOB: 2 BB: 0 P: 33	R: 0 E: 0 K: 1 S: 7 H: 1 LOB: 0 BB: 0 P: 11	R: 6 E: 0 K: 1 S: 22 H: 5 LOB: 0 BB: 1 P: 32	R: 0 E: 0 K: 0 S: 6 H: 0 LOB: 0 BB: 0 P: 11	R: 0 E: 0 K: 1 S: 9 H: 1 LOB: 1 BB: 0 P: 12	R: 2 E: 1 K: 2 S: 14 H: 2 LOB: 2 BB: 1 P: 21		1B: 10 2B: 2 3B: 0 HR: 2 SF: 0 SAC: 0 DP: 1 HBP: 0		WP: 0 PB: 0 SB: 0 CS: 0 PA: 41		

livebaseballscorecards.com

	AB	38
	R	11
	H	14
	RBI	11
	BB	3
	SO	5
	LOB	11

PITCHER		IP	WLS	BF	H	R	ER	SO	BB	IBB	HBP	BLK	WP	HR	S	P	ERA	WHIP
35 Cole Hamels, L ERA: 4.98	(1, 1)	4.0	L	22	9	7	7	1	2	0	0	0	0	0	55	88	15.75	2.750
52 Tyler Walker, R ERA: 2.0	(5, 1)	2.0		8	2	2	2	1	0	0	0	0	0	2	20	29	9.00	1.000
53 Sergio Escalona, L ERA: 2.84	(7, 1)	1.0		4	1	0	0	1	0	0	0	0	0	0	9	12	0.00	1.000
57 Jack Taschner, L ERA: 5.2	(8, 1)	1.0		7	2	2	0	2	1	0	0	0	0	0	14	21	0.00	3.000

PITCHER	IP	WLS	BF	H	R	ER	SO	BB	IBB	HBP	BLK	WP	HR	S	P	ERA	WHIP

Philadelphia Phillies @ Atlanta Braves

Turner Field, Atlanta, GA

Thu Jul 02 2009, 7:00 PM EDT

Att. 38,254 - Partly Cloudy - 87 F

TOP

livebaseballscorecards.com

Batter	1	2	3	4	5	6	7	8	9	AB	R	H	RBI	BB	SO	LOB
11 Jimmy Rollins, S (1, 6) OBP: 0.253, SLG: 0.322	X FF 90 0-0 ① G3		B SI 90 X SI 91 1-0 8 FC6 1B		B FF 91 B CH 80 C FF 90 B SL 79 X FF 90 3-1 1-2 1B		B SI 92 B SI 91 B SI 91 C SI 91 F SI 91 X SI 91 3-2 ② G4-3			4	0	2	0	0	0	0
8 Shane Victorino, S (1, 8) OBP: 0.360, SLG: 0.441	C FF 89 F FF 91 F FF 91 S FF 86 0-3 ② K		1 SAFE B FF 90 X SL 83 1-0 ③ FC6 1-2f		C FF 92 S CH 77 X CH 74 0-2 ③ L6		B SI 91 B SI 90 C SI 90 F SI 92 B SI 88 X SI 91 3-2 2B			4	0	1	0	0	1	3
26 Chase Utley, L (1, 4) OBP: 0.426, SLG: 0.556	C FF 92 F SL 87 F FF 93 B SL 86 F SL 85 B CH 76 S CH 77 2-3 ③ K			C SL 84 X FF 90 0-1 ① G5-3		B CU 76 C CU 72 F SL 85 B CU 70 B CU 67 F SL 85 F FF 91 X CU 73 3-2 28 HBP 19 2B 1B	C SL 83 F CH 80 B SL 85 X SL 84 1-2 ③ F8			4	1	1	0	0	1	1
6 Ryan Howard, L (1, 3) OBP: 0.327, SLG: 0.532		S CH 80 B SL 83 F SL 85 S CH 76 1-3 ① K		S CU 69 B SL 84 S FF 91 F SL 81 X SL 87 1-2 1B		S FF 91 B CH 76 C SL 78 B SL 78 X FF 91 2-2 ① F7		B FF 91 B SL 82 F FF 92 F FF 92 F FF 95 B SL 84 X FF 94 3-2 ① F9		4	0	1	0	0	1	1
28 Jayson Werth, R (1, 9) OBP: 0.365, SLG: 0.480		B FF 91 C FF 90 B FF 90 B FF 92 C SL 84 X SL 81 3-2 ② G3-1		C SI 91 F FF 92 B FF 91 D CU 66 F FF 92 F FF 92 X CU 67 2-2 ② F7		C FF 90 B SL 84 B SI 91 S FF 92 F SI 93 F FF 92 F CU 75 F FF 93 H CH 74 3-2 19 2B 7 G6-3 1-2 HBP		B SL 79 B FF 93 B SL 79 C FF 93 B FF 93 4-1 7 E 7 S 7 2-1 BB		2	1	0	0	1	0	1
19 Greg Dobbs, L (1, 7) OBP: 0.297, SLG: 0.451 40 John Mayberry Jr., R (8, PH) OBP: 0.262, SLG: 0.575 (8, 7)		C FF 91 B FF 92 F FF 91 B FF 92 B FF 92 F SL 81 F FF 92 X SL 86 3-2 2B		B FF 91 B CU 73 C SL 84 F CU 72 D CH 78 X FF 91 3-2 ③ G3-1		X SL 82 0-0 7 G6-3 1-3 2-H 2B		1 SAFE B FF 92 C SL 79 1 SAFE F FF 92 S FF 93 1-3 ② K		3 1	0 0	2 0	1 0	0 0	0 1	1 1
7 Pedro Feliz, R (1, 5) OBP: 0.332, SLG: 0.414		C FF 92 S SL 84 D SL 86 B SL 84 S FF 92 2-3 ③ K		B CU 72 C CU 73 X SL 83 1-1 ① G6-3	C SL 76 B SI 92 X SI 90 1-1 ② G6-3 2-3 3-H		1 SAFE 1 SAFE B SL 78 C SL 81 B FF 93 F SL 84 B SL 85 3-2 ③ 2-1 1-H	C FF 90 S FC 90 X FC 91 0-2 ① F9		4	0	0	1	0	1	2
Carlos Ruiz, R (1, 2) OBP: 0.343, SLG: 0.371 23 Paul Bako, L (9, PH) OBP: 0.250, SLG: 0.250			B SI 88 B SI 88 C FF 89 S SL 86 X FF 91 2-2 ① L6		B FF 89 C CU 74 C FF 91 S CU 72 1-3 ② K	B SI 91 S SL 77 B SI 92 B SI 91 C SI 91 X SI 93 3-2 ③ G4-3			F SI 94 X FF 94 0-1 ② P5	3 1	0 0	0 0	0 0	0 0	1 0	1 0
43 J.A. Happ, L (1, 1) OBP: 0.071, SLG: 0.071 46 Ryan Madson, L (8, 1) 12 Matt Stairs, L (9, PH) OBP: 0.420, SLG: 0.482			B FF 90 C FF 91 X FF 92 1-1 ② L7		B SI 91 C FF 91 B CH 78 X FF 91 2-1 11 1B 1B		C SI 88 B SI 90 S SI 89 S SI 91 1-3 ① K		X FF 95 0-0 ③ P3	3 0 1	0 0 0	1 0 0	0 0 0	0 0 0	1 0 0	0 0 0

	AB	34
	R	2
	H	8
	RBI	2
	BB	1
	SO	7
	LOB	11

Inning Stats	1	2	3	4	5	6	7	8	9
	R: 0 E: 0 K: 2 S: 10	H: 0 LOB: 0 BB: 0 P: 12	R: 0 E: 0 K: 2 S: 14	H: 1 LOB: 1 BB: 0 P: 23	R: 0 E: 0 K: 0 S: 7	H: 1 LOB: 1 BB: 0 P: 12	R: 0 E: 0 K: 0 S: 14	H: 1 LOB: 1 BB: 0 P: 20	R: 0 E: 0 K: 1 S: 12	H: 2 LOB: 2 BB: 0 P: 19	R: 2 E: 0 K: 0 S: 20	H: 2 LOB: 1 BB: 0 P: 32	R: 0 E: 0 K: 1 S: 12	H: 1 LOB: 1 BB: 0 P: 20	R: 0 E: 0 K: 1 S: 10	H: 0 LOB: 1 BB: 1 P: 21	R: 0 E: 0 K: 0 S: 6	H: 0 LOB: 0 BB: 0 P: 6

	1B: 5	SF: 0	WP: 0	PA: 36
	2B: 3	SAC: 0	PB: 0	
	3B: 0	DP: 0	SB: 1	
	HR: 0	HBP: 1	CS: 0	

PITCHER		IP	WLS	BF	H	R	ER	SO	BB	IBB	HBP	BLK	WP	HR	S	P	ERA	WHIP
33 Javier Vazquez, R ERA: 3.05	(1, 1)	5.1		24	7	2	2	5	0	0	1	0	0	0	72	109	3.38	1.312
58 Peter Moylan, R ERA: 3.98	(6, 1)	1.1	B	5	1	0	0	1	0	0	0	0	0	0	14	25	0.00	0.750
34 Eric O'Flaherty, L ERA: 3.68	(7, 1)	0.1		1	0	0	0	0	0	0	0	0	0	0	3	4	0.00	0.000
51 Michael Gonzalez, L ERA: 2.61	(8, 1)	1.0	W	4	0	0	0	1	1	0	0	0	0	0	10	21	0.00	1.000
Rafael Soriano, R ERA: 1.19	(9, 1)	1.0	S	3	0	0	0	0	0	0	0	0	0	0	6	6	0.00	0.000

PITCHER		IP	WLS	BF	H	R	ER	SO	BB	IBB	HBP	BLK	WP	HR	S	P	ERA	WHIP

BOTTOM

Philadelphia Phillies @ Atlanta Braves

Turner Field, Atlanta, GA

Thu Jul 02 2009, 7:00 PM EDT

Att. 38,254 - Partly Cloudy - 87 F

livebaseballscorecards.com

Batter	1	2	3	4	5	6	7	8	9	AB	R	H	RBI	BB	SO	LOB
1 Grégor Blanco, L (1, 8) OBP: 0.273, SLG: 0.250	B FF 88 C FF 87 C FF 88 X FF 89 1-2 G4-3 ①	S FF 91 B FF 92 B FF 91 S FF 91 X FF 92 2-2 FC6-4 ③ 1-2f		B FF 88 F FF 89 C SL 83 B FF 92 S SL 83 2-3 K ③			F FF 91 X SL 84 0-1 G3-1 ② 2-3			4	0	0	0	0	1	5
14 Martín Prado, R (1, 4) OBP: 0.371, SLG: 0.486 (8, 3)	C FF 89 B SL 80 C CH 80 X SL 82 1-2 G4-3 ②		B CH 79 C FF 88 X FF 90 1-1 2B		F FF 90 B FF 88 C FF 90 B CH 82 X CU 73 2-2 F9 ①		B CH 80 D SL 84 B FF 91 B FF 91 4-0 BB			3	0	1	0	1	0	0
10 Chipper Jones, S (1, 5) OBP: 0.404, SLG: 0.477	B CH 80 S FF 89 X CH 81 1-1 1B		X FF 89 0-0 F9 ①		X CH 81 0-0 P3 ②		F SL 84 B FF 92 B FF 90 B FF 91 X CH 82 3-1 F8 ③			4	0	1	0	0	0	3
16 Brian McCann, L (1, 2) OBP: 0.393, SLG: 0.505 49 Jair Jurrjens, R (8, PR) OBP: 0.206, SLG: 0.188 Rafael Soriano, R (9, 1)	C SL 82 C FF 89 S FF 88 0-3 K ③		B FF 88 X FF 90 1-0 F9 ②		F SL 82 X SL 81 0-1 F9 ③			S CH 82 F FF 95 X FF 94 0-2 19 SH3-4 23 2B 1B		4 0 0	0 1 0	1 0 0	0 0 0	0 0 0	1 0 0	2 0 0
19 Yunel Escobar, R (1, 6) OBP: 0.348, SLG: 0.435		X FF 88 0-0 23 1B 2B	C SL 83 B FF 90 X CH 80 1-1 G1-3 ③			B FF 90 B CH 78 C FF 90 X FF 91 2-1 B1-3 ①		X FF 95 0-0 SH3-4 ① 1-2		3	0	1	0	0	0	1
23 Matt Diaz, R (1, 7) OBP: 0.370, SLG: 0.467 (9, 9)		X FF 88 0-0 22 BB 1B 2-3		B FF 89 B FF 89 X FF 88 2-0 22 HR 1B		B FF 92 F CH 80 S FF 91 B FF 92 B SL 84 X CH 80 3-2 G5-3 ②		X FF 96 0-0 18 S 18 HR 2B 2-H		4	2	3	1	0	0	0
7 Jeff Francoeur, R (1, 9) OBP: 0.282, SLG: 0.346 18 Garret Anderson, L (8, PH) OBP: 0.314, SLG: 0.426 (9, 7)	C FF 89 B SL 82 S FF 89 B FF 90 B CH 81 1 SAFE S FF 91 3-3 K ①		D CH 81 F FF 89 X FF 91 1-1 P4 ①		B FF 92 B FF 92 S FF 91 S FF 92 S FF 93 2-3 K ③			C CH 84 B FF 91 S CH 84 F CH 84 F FF 95 F FC 91 X FC 90 1-2 HR 2-H		3 1	0 1	0 1	0 2	0 0	2 0	3 0
22 Casey Kotchman, L (1, 3) OBP: 0.335, SLG: 0.390 2 Kelly Johnson, L (7, PR) OBP: 0.286, SLG: 0.359 (8, 4)	F FF 90 B SL 81 1 SAFE F FF 91 B FF 91 B FF 91 F FF 92 B FF 93 4-2 1 FC6-4 1-2 BB		B SL 83 X FF 89 1-0 1-H HR				C FF 90 B FF 91 X FF 91 1-1 1 G3-1 27 SH3-4 1B	C FF 95 B CH 84 S CH 84 B FF 94 X CH 84 2-2 F9 ②		2 1	1 0	2 0	2 0	1 0	0 1	0 1
33 Javier Vazquez, R (1, 1) OBP: 0.121, SLG: 0.129 58 Peter Moylan, R (6, 1) 34 Eric O'Flaherty, L (7, 1) 27 Diory Hernandez, R (7, PH) OBP: 0.196, SLG: 0.231 51 Michael Gonzalez, R (8, 1) 8 David Ross, R (8, PH) OBP: 0.392, SLG: 0.566 (9, 2)	C FF 91 D SL 84 C FF 91 F FF 91 F SL 84 S SL 86 1-3 K ②		X FF 89 0-0 F8 ②				L FF 91 1 SAFE 1 SAFE B FF 91 B FF 90 1 SAFE X 2-1 SH3-4 ① 1-2	B FC 90 X FC 88 1-0 P4 ③		2 0 0 0 0 0 1	0 0 0 0 0 0 0	0 0 0 0 0 0 0	0 0 0 0 0 0 0	1 0 0 0 0 0 0	3 0 0 0 0 0 1	0 0 0 0 0 0 1
Inning Stats	R: 0 E: 0 K: 1 S: 11 H: 1 LOB: 1 BB: 0 P: 14	R: 0 E: 0 K: 2 S: 16 H: 2 LOB: 3 BB: 1 P: 26	R: 0 E: 0 K: 0 S: 6 H: 1 LOB: 1 BB: 0 P: 9	R: 2 E: 0 K: 1 S: 8 H: 2 LOB: 0 BB: 0 P: 14	R: 0 E: 0 K: 0 S: 6 H: 0 LOB: 0 BB: 0 P: 8	R: 0 E: 0 K: 1 S: 8 H: 0 LOB: 0 BB: 0 P: 15	R: 0 E: 0 K: 0 S: 8 H: 1 LOB: 2 BB: 1 P: 18	R: 3 E: 0 K: 0 S: 15 H: 3 LOB: 1 BB: 0 P: 19		1B: 5 2B: 3 3B: 0 HR: 2 SF: 0 SAC: 2 DP: 0 HBP: 0				WP: 0 PB: 0 SB: 1 CS: 0 PA: 36		

	AB	32
	R	5
	H	10
	RBI	5
	BB	2
	SO	5
	LOB	19

PITCHER	IP	WLS	BF	H	R	ER	SO	BB	IBB	HBP	BLK	WP	HR	S	P	ERA	WHIP
43 J.A. Happ, L (1, 1) ERA: 2.96	7.0		30	7	2	2	5	2	0	0	0	0	1	63	104	2.57	1.286
46 Ryan Madson, R (8, 1) ERA: 3.46	1.0	L	6	3	3	3	0	0	0	0	0	0	1	15	19	27.00	3.000

PITCHER	IP	WLS	BF	H	R	ER	SO	BB	IBB	HBP	BLK	WP	HR	S	P	ERA	WHIP

Batter	1	2	3	4	5	6	7	8	9	AB	R	H	RBI	BB	SO	LOB
13 Nate McLouth, L (1, 8) OBP: 0.337, SLG: 0.456	B SI 90 C SI 91 X CH 84 1-1 ① G4-3	C SL 76 B SL 76 S SI 90 S CH 83 1-3 ③ K		B SI 88 S SI 88 F SI 88 F SL 76 F FF 92 B SL 78 X SL 77 2-2 ① G3	C FF 92 B CU 76 B CH 83 B CH 81 F FF 90 X FF 91 3-2 ③ P5		C FF 96 B SL 91 X FF 96 1-1 ③ F7		F FF 88 B SL 71 X FF 89 1-1 10 E 1B	6	0	1	0	0	1	3
14 Martín Prado, R (1, 4) OBP: 0.376, SLG: 0.500	X SI 91 0-0 ② G4-3		B SL 73 C SI 89 B SI 87 F SI 89 F SI 91 X CH 83 2-2 10 2B 2B	C SI 88 C SI 89 F SI 91 X SL 77 0-2 10 WP 10 1B 1B		B FF 89 B CH 80 C FF 89 F FF 91 B FC 87 X CH 80 3-2 ① P5		B FF 88 B CH 81 C SI 88 F FF 87 X SL 82 2-2 16 SH3 23 BB 2B	B SI 86 B SI 86 C SI 86 X SI 86 2-1 ② L8	6	3	3	0	0	0	1
10 Chipper Jones, S (1, 5) OBP: 0.409, SLG: 0.481	B SI 92 S SI 92 F SI 92 B FF 93 F SI 93 B CH 85 X SI 92 3-2 ③ F8		C SI 90 C CH 82 B FF 92 X FF 92 1-2 19 1B 2-H 2B	B CH 83 B SI 89 X SI 89 2-0 16 1B 19 2B 1-H 1B		B SI 88 X SI 89 1-0 ② L8		C FF 89 B FF 89 B CH 83 B FF 90 B FF 89 4-1 23 BB 16 SH3 BB	1 SAFE B CH 79 B SI 86 I IN 67 I IN 68 4-0 1-2 IBB	4	2	2	2	2	0	0
16 Brian McCann, L (1, 2) OBP: 0.393, SLG: 0.507		F SI 89 B SL 77 S FF 90 B CH 82 X SI 90 2-2 19 SH1-3 23 1B 2B	C SL 76 B CH 83 C SL 75 B SI 92 F CH 82 X SL 78 2-2 ① G1-3	C FF 92 X SL 77 0-1 19 2B 1-2 1B		B SI 90 B SL 79 X SI 90 2-0 ③ F8		X SL 82 0-0 ① SH3 1-2 2-3	C SL 73 S SL 74 S SL 74 0-3 ③ K	5	1	2	0	0	1	3
19 Yunel Escobar, R (1, 6) OBP: 0.357, SLG: 0.443		X SI 89 0-0 ① SH1-3 2-3	X SI 88 0-0 7 G3-1 23 1B 1B 2-H	B FC 84 B CU 75 B FF 92 C FF 89 X FF 92 3-1 2B 1-3 2-H			B FF 94 B FF 95 B FF 94 C FF 95 C FF 95 B FF 95 4-2 23 SH3 26 HR BB	I IN 73 I IN 71 I IN 69 I IN 67 4-0 23 BB IBB		2	1	2	2	2	0	0
23 Matt Diaz, R (1, 7) OBP: 0.380, SLG: 0.471		B FF 92 F FF 92 B CH 84 S FF 92 F FF 93 B SL 77 X FF 93 3-2 11 BB 22 1B 1B 3-H	D CH 81 B FF 90 X SI 90 2-0 7 G3-1 1B 1-2	B CU 75 T FF 90 S CH 82 S FF 92 1-3 ② K			B FF 93 X FF 93 1-0 ① SH3 1-2	C SI 92 B SI 92 D SI 93 C SL 82 B SL 83 B SI 90 4-2 BB 1-2 2-3 3-H		3	0	2	2	1	1	2
7 Jeff Francoeur, R (1, 9) OBP: 0.278, SLG: 0.341 18 Garret Anderson, L (8, PH) OBP: 0.313, SLG: 0.423 51 Michael Gonzalez, R (8, 1) Rafael Soriano, R (9, 1)	B SI 90 B CH 83 S FF 90 1 SAFE B SI 90 X FF 91 3-1 ② F8	X FF 91 0-0 ② G3-1 1-2 2-3	C FF 90 F CH 80 S FF 91 0-3 ③ K				B FF 98 X FF 96 1-0 ② G5-3	C SL 84 B SL 82 S X 1-2 ② L9		4 1 0 0	0 0 0 0	0 0 0 0	0 0 0 0	1 0 0 0	0 0 0 0	6 3 0 0
22 Casey Kotchman, L (1, 3) OBP: 0.340, SLG: 0.390		X FF 90 0-0 11 BB 1B 1-2	I IN 66 I IN 74 I IN 76 I IN 75 4-0 IBB	B FF 89 X CH 80 1-0 ① P6			D FF 97 B FF 96 C FF 96 F FF 97 B FF 97 B FF 97 4-2 26 HR BB	B FF 92 B SL 82 X 2-0 ③ G4-3		3	1	1	0	2	0	3
11 Kenshin Kawakami, R (1, 1) OBP: 0.167, SLG: 0.130 36 Boone Logan, R (5, 1) 26 Brooks Conrad, S (7, PH) OBP: 1.000, SLG: 4.000 58 Peter Moylan, R (7, 1) 1 Grégor Blanco, L (8, 9) OBP: 0.267, SLG: 0.244		B FF 92 D SI 89 B SI 91 C FF 92 B FF 91 4-1 1-2 2-3 BB	B SL 74 C FF 91 S FF 92 F FF 92 F FF 93 X FF 92 1-2 ③ F8	B FF 90 C FF 91 X FF 91 1-1 ② G6-3			S FF 95 X FF 97 0-1 1-H 2-H HR		C FF 87 C FF 90 C FF 89 0-3 ① K	2 0 1 0 1	0 0 1 0 0	0 0 1 0 0	0 0 3 0 0	1 0 0 0 0	0 0 0 0 1	3 0 0 0 0
Inning Stats	R: 0 E: 0 K: 0 S: 7 H: 0 LOB: 0 BB: 0 P: 11	R: 1 E: 0 K: 1 S: 15 H: 3 LOB: 3 BB: 1 P: 28	R: 2 E: 0 K: 0 S: 19 H: 4 LOB: 3 BB: 1 P: 31	R: 2 E: 0 K: 2 S: 20 H: 4 LOB: 2 BB: 0 P: 28	R: 0 E: 0 K: 0 S: 6 H: 0 LOB: 0 BB: 0 P: 11	R: 0 E: 0 K: 0 S: 5 H: 0 LOB: 0 BB: 0 P: 11	R: 3 E: 0 K: 0 S: 10 H: 1 LOB: 0 BB: 2 P: 21	R: 1 E: 0 K: 0 S: 11 H: 1 LOB: 3 BB: 3 P: 28	R: 0 E: 1 K: 2 S: 10 H: 1 LOB: 2 BB: 1 P: 17	1B: 8 2B: 5 3B: 0 HR: 1 SF: 0 SAC: 3 DP: 0 HBP: 0						

PITCHER		IP	WLS	BF	H	R	ER	SO	BB	IBB	HBP	BLK	WP	HR	S	P	ERA	WHIP
48 Ross Detwiler, L ERA: 5.81	(1, 1)	3.1		22	10	5	5	1	1	1	0	0	1	0	53	86	13.50	3.300
36 Tyler Clippard, R ERA: 3.6	(4, 1)	2.0		7	1	0	0	2	0	0	0	0	0	0	17	29	0.00	0.500
17 Sean Burnett, L ERA: 3.15	(6, 1)	0.2		2	0	0	0	0	0	0	0	0	0	0	2	5	0.00	0.000
43 Jesus Colome, R ERA: 8.4	(7, 1)	1.0	L	6	1	3	3	0	2	0	0	0	0	1	10	21	27.00	3.000
41 Ron Villone, L ERA: 3.13	(8, 1)	0.1		4	1	1	1	0	1	1	0	0	0	0	5	15	27.00	6.000
50 Julian Tavarez, R ERA: 4.22	(8, 1)	0.2		3	0	0	0	0	1	0	0	0	0	0	6	13	0.00	1.500
97 Joe Beimel, L ERA: 3.41	(9, 1)	1.0		5	1	0	0	2	0	1	0	0	0	0	10	17	0.00	1.000

TOP

Atlanta Braves @ Washington Nationals

Nationals Park, Washington, DC

Fri Jul 03 2009, 6:35 PM EDT

Att. 33,982 - Partly Cloudy - 77 F

livebaseballscorecards.com

AB	38
R	9
H	14
RBI	9
BB	8
SO	5
LOB	24

PA: 49

Batter	1	2	3	4	5	6	7	8	9	AB	R	H	RBI	BB	SO	LOB
1 Nyjer Morgan, L (1, 8) OBP: 0.349, SLG: 0.351	C FF 90 B FF 90 B FF 91 B FF 90 C FF 91 B FF 90 4-2 24 S 16 1B BB	D CU 71 F SI 91 F FF 91 X CU 71 1-2 ② G3 1-2		L FF 89 S FO 84 S CU 71 0-3 ① K		C FF 92 F FF 92 X SL 82 0-2 ② G4-3		S FF 94 B FF 93 S FF 94 B SL 84 S SL 84 2-3 ③ K		4	1	0	0	1	2	1
24 Nick Johnson, L (1, 3) OBP: 0.406, SLG: 0.411	C FF 92 1 SAFE C FO 86 2 SAFE B FF 91 C FC 90 1-3 ① K 1-2	D CU 71 X FF 92 1-0 2-H 1B		B FF 91 B FO 85 S FF 91 F FF 91 B FF 89 F FC 88 X CU 68 3-2 ② F8		C SL 80 C SL 82 B FF 93 X FF 93 1-2 ③ F7			B FF 92 C SI 93 B FF 92 C SI 94 B FF 92 B FC 92 4-2 11 BB 15 2B BB	4	1	1	1	1	1	1
11 Ryan Zimmerman, R (1, 5) OBP: 0.366, SLG: 0.489	X FF 91 0-0 ② P5	C FF 91 X FF 91 0-1 ③ P3		X FO 84 0-0 ③ G1-3			C SI 90 S SI 92 X SL 79 0-2 16 FC5-4 44 BB 15 SF7 1B		B FF 91 B SL 83 B FF 92 B FF 95 4-0 1-2 15 2B BB	4	2	1	0	1	0	2
44 Adam Dunn, L (1, 7) OBP: 0.399, SLG: 0.537	C FF 92 F FO 86 B FO 85 D CU 74 D FO 87 B FF 91 4-2 16 1B BB		B CU 69 X FF 91 1-0 HR	B FC 86 C CU 68 B FC 86 C FF 89 T CU 68 2-2 ① K			B SI 88 1 SAFE B SI 90 B SI 89 C SI 90 B SI 89 4-1 16 FC5-4 1-2 BB		C SI 96 S SI 96 B SL 86 X SI 98 1-2 ① F5	3	1	1	1	2	1	2
16 Josh Willingham, R (1, 9) OBP: 0.414, SLG: 0.544	B FF 92 C FF 93 F FO 86 F FO 86 F FO 86 X FF 92 1-2 1-2 2-H 1B		C FF 91 C FF 90 F FF 90 B FO 84 S CU 67 1-3 ① K	B FF 88 S FO 84 B FO 83 S CU 68 F FF 91 B FF 91 H CU 66 4-2 15 E 15 FC1 7 G6-3 HBP			B SI 91 B SI 90 F SI 91 X SI 91 2-1 ① FC5-4 1-2f 2-3		C FF 94 F FC 93 B FC 88 B SL 86 F FC 93 S FF 93 2-3 ② K	4	1	1	1	0	2	4
15 Cristian Guzman, S (1, 6) OBP: 0.336, SLG: 0.434	C FF 92 B FF 90 F FO 85 B FF 92 F FO 86 B CU 72 C FF 89 3-3 ③ K		C CU 68 X FO 84 0-1 7 G5-3 1B	1 SAFE C FF 88 B FC 87 1 SAFE 1 SAFE X FO 83 1-1 FC1 7 G6-3 1-3			B SI 91 X SI 90 1-0 ② SF7 3-H		B SI 97 B FF 96 X SI 96 2-0 1-H 2-H 2B	4	0	2	3	0	1	3
7 Josh Bard, S (1, 2) OBP: 0.336, SLG: 0.384		X FF 90 0-0 ① F8	F FF 90 B FF 89 1 SAFE X FO 84 1-1 ② G5-3 1-2		X CH 83 0-0 ② G6-3 2-3 3-H		C SI 91 X SI 91 0-1 ③ G4-3		X FF 94 0-0 ③ G3-1	5	0	0	1	0	0	4
22 Willie Harris, L (1, 4) OBP: 0.369, SLG: 0.436 6 Anderson Hernandez, S (8, PH) OBP: 0.319, SLG: 0.321 (9, 4)		B FF 88 X FF 91 1-0 48 1B 2B	I IN 68 I IN 70 I IN 70 I IN 72 4-0 IBB	F FF 91 B SL 82 B FF 93 C SL 80 B SL 80 X SL 79 3-2 ③ F9				B FF 91 C FF 90 C SL 81 F FF 92 B SL 84 C SL 83 2-3 ① K		2 1	1 0	1 0	0 0	1 0	0 1	1 0
48 Ross Detwiler, R (1, 1) 36 Tyler Clippard, R (4, 1) 17 Sean Burnett, L (6, 1) 12 Alberto Gonzalez, R (6, PH) 43 Jesus Colome, R (7, 1) 41 Ron Villone, L (8, 1) 50 Julian Tavarez, L (8, 1) 25 Austin Kearns, R (8, PH) 97 Joe Beimel, L (9, 1)		B FF 91 B FF 91 C FF 91 B FF 91 C FF 91 X FF 90 3-2 1 G3 24 1B 2-H 1B	C FF 90 C CU 68 C CU 67 0-3 ③ K			C SL 77 F CH 83 B SL 80 X CH 82 1-2 ① L3		B SL 77 S FF 93 F SL 81 B CH 82 C FF 94 2-3 ② K	2 0 0 1 0 0 0 0 1 0	1 0 0 0 0 0 0 0 0 0	1 0 0 0 0 0 0 0 0 0	1 0 0 0 0 0 0 0 0 0	0 0 0 0 0 0 0 0 0 0	1 0 0 0 0 0 0 0 1 0	2 0 0 0 0 0 0 0 0 0
Inning Stats	R: 1 E: 0 K: 2 S: 17 H: 1 LOB: 2 BB: 2 P: 30	R: 2 E: 0 K: 0 S: 11 H: 3 LOB: 1 BB: 0 P: 17	R: 1 E: 0 K: 2 S: 12 H: 2 LOB: 2 BB: 1 P: 19	R: 0 E: 0 K: 1 S: 8 H: 0 LOB: 0 BB: 0 P: 11	R: 1 E: 1 K: 1 S: 12 H: 0 LOB: 1 BB: 0 P: 22	R: 1 E: 0 K: 0 S: 9 H: 0 LOB: 0 BB: 0 P: 11	R: 1 E: 0 K: 0 S: 9 H: 1 LOB: 1 BB: 1 P: 16	R: 0 E: 0 K: 3 S: 11 H: 0 LOB: 0 BB: 0 P: 17	R: 2 E: 0 K: 1 S: 11 H: 1 LOB: 1 BB: 2 P: 24	1B: 5 2B: 2 3B: 0 HR: 1	SF: 1 SAC: 0 DP: 0 HBP: 1			WP: 0 PB: 0 SB: 1 CS: 0	PA: 43		

PITCHER		IP	WLS	BF	H	R	ER	SO	BB	IBB	HBP	BLK	WP	HR	S	P	ERA	WHIP
11 Kenshin Kawakami, R ERA: 4.46	(1, 1)	4.1		24	6	5	4	6	2	1	1	0	0	1	56	92	8.31	1.846
36 Boone Logan, L ERA: 5.4	(5, 1)	1.2	W	5	0	0	0	0	0	0	0	0	0	0	13	18	0.00	0.000
58 Peter Moylan, R ERA: 4.13	(7, 1)	1.0	H	5	1	1	1	0	1	0	0	0	0	0	9	16	9.00	2.000
51 Michael Gonzalez, L ERA: 2.54	(8, 1)	1.0	H	3	0	0	0	3	0	0	0	0	0	0	11	17	0.00	0.000
Rafael Soriano, R ERA: 1.63	(9, 1)	1.0	S	6	1	2	2	1	2	0	0	0	0	0	11	24	18.00	3.000

PITCHER	IP	WLS	BF	H	R	ER	SO	BB	IBB	HBP	BLK	WP	HR	S	P	ERA	WHIP

BOTTOM

Atlanta Braves @ Washington Nationals

Nationals Park, Washington, DC

Fri Jul 03 2009, 6:35 PM EDT

Att. 33,982 - Partly Cloudy - 77 F

livebaseballscorecards.com

AB	35
R	8
H	8
RBI	8
BB	6
SO	10
LOB	20

Batter	1	2	3	4	5	6	7	8	9	AB	R	H	RBI	BB	SO	LOB
13 Nate McLouth, L (1, 8) OBP: 0.342, SLG: 0.458	F FF 88 X SI 89 0-1 ① G4-3		C SL 82 C SL 81 B SL 77 B SI 89 F SL 80 X SI 89 2-2 14 G6-4-3 2-H 1B			B CU 73 B SI 88 B CH 80 C FF 90 B FF 90 4-1 14 2B 10 1B BB		C CU 72 X SI 88 0-1 14 G3-6-3 1B		3	1	2	1	1	0	0
14 Martín Prado, R (1, 3) OBP: 0.373, SLG: 0.500 51 Michael Gonzalez, R (8, 1) 58 Peter Moylan, R (8, 1) 34 Eric O'Flaherty, L (8, 1)	B FF 88 B FF 89 F SI 89 F FF 89 X FF 88 2-2 ② F7		C FF 88 B FF 87 X SI 89 1-1 ②③ G6-4-3 1-2f			1 SAFE C FF 88 B FF 87 X CH 81 1-1 10 1B 18 1B 1-3 2B		B SI 88 1 SAFE L SI 87 F SI 88 F CU 73 F FF 86 F FF 88 B SI 89 X SI 89 2-2 ①② G3-6-3 1-2f		4 0 0 0	1 0 0 0	1 0 0 0	0 0 0 0	0 0 0 0	0 0 0 0	2 0 0 0
10 Chipper Jones, S (1, 5) OBP: 0.407, SLG: 0.478	F SI 88 B SI 89 X SI 88 1-1 ③ G4-3			B SI 86 S SI 88 X SI 88 1-1 ① L9		B SI 89 B FF 88 X SI 88 2-0 19 G6-4-3 18 1B 2-3 3-H 1B		B FF 88 B CH 82 X CH 81 2-0 ③ G5-3		4	0	1	1	0	0	0
18 Garret Anderson, L (1, 7) OBP: 0.316, SLG: 0.425		C FF 88 B FF 89 X FF 89 1-1 ① G1-3		C SL 80 X SI 88 0-1 19 G5-4-3 1B		X FF 88 0-0 19 G6-4-3 1-2 3-H 1B			B SI 96 B SI 95 C SI 94 C SI 95 X SI 97 2-2 ① G6-3	4	0	2	1	0	0	0
19 Yunel Escobar, R (1, 6) OBP: 0.356, SLG: 0.438		B FF 88 B SI 89 F SI 89 F FF 90 X SL 80 2-2 ② G5-3		B FF 87 F CH 82 B FF 88 F SI 87 X FF 87 2-2 ②③ G5-4-3 1-2f		F CU 72 F SL 79 D CU 74 X SI 88 1-2 ①② G6-4-3 1-2f 2-3			B SI 97 B SI 96 B SI 94 C SI 95 B SI 96 4-1 23 WP BB	3	0	0	0	1	0	3
23 Matt Diaz, R (1, 9) OBP: 0.389, SLG: 0.483		B FF 90 X SL 81 1-0 1B			X FF 88 0-0 2B	X SI 89 0-0 ③ G4-3			B SI 93 B SI 96 C SI 94 D SI 96 B SI 94 4-1 1-2 BB	3	0	2	0	1	0	1
8 David Ross, R (1, 2) OBP: 0.380, SLG: 0.547 16 Brian McCann, L (9, PH) OBP: 0.392, SLG: 0.505		B SI 89 X SI 87 1-0 ③ F9			B SI 88 T CH 81 L SI 88 X CU 73 1-2 ① P4		F SI 87 B SI 88 B FF 88 T CH 82 X SI 87 2-2 ① F9		B SI 94 B FF 94 C SI 95 X SI 96 2-1 ② L9	3 1	0 0	0 0	0 0	0 0	0 0	2 2
26 Brooks Conrad, S (1, 4) OBP: 0.400, SLG: 1.000			C SI 88 C SI 88 X FF 90 0-2 48 SH1-4 13 1B 1B		X SI 88 0-0 ② F9		C FF 88 B FF 88 F FF 89 F CH 81 S CU 73 1-3 ② K		B SI 97 C SI 96 X SI 96 1-1 ③ G4-3	4	1	1	0	0	1	3
48 Tommy Hanson, R (1, 1) OBP: 0.182, SLG: 0.182 22 Casey Kotchman, L (8, 3) OBP: 0.340, SLG: 0.390			B FF 85 B SI 87 T SI 86 1 SAFE B FF 86 X SI 87 3-1 ① SH1-4 1-2		X SI 88 0-0 ③ G6-3		C SI 89 X FF 88 0-1 ③ G4-3			2 0	0 0	0 0	0 0	0 0	0 0	1 0
Inning Stats	R: 0 E: 0 K: 0 S: 7 H: 0 LOB: 0 BB: 0 P: 10	R: 0 E: 0 K: 0 S: 7 H: 1 LOB: 1 BB: 0 P: 12	R: 1 E: 0 K: 0 S: 11 H: 2 LOB: 0 BB: 0 P: 17	R: 0 E: 0 K: 0 S: 7 H: 1 LOB: 0 BB: 0 P: 10	R: 0 E: 0 K: 0 S: 6 H: 1 LOB: 1 BB: 0 P: 7	R: 2 E: 0 K: 0 S: 9 H: 3 LOB: 1 BB: 1 P: 17	R: 0 E: 0 K: 1 S: 9 H: 0 LOB: 0 BB: 0 P: 12	R: 0 E: 0 K: 0 S: 9 H: 1 LOB: 0 BB: 0 P: 13	R: 0 E: 0 K: 0 S: 9 H: 0 LOB: 2 BB: 2 P: 22	1B: 7 2B: 2 3B: 0 HR: 0 SF: 0 SAC: 1 DP: 4 HBP: 0						

PITCHER	IP	WLS	BF	H	R	ER	SO	BB	IBB	HBP	BLK	WP	HR	S	P	ERA	WHIP
31 John Lannan, L (1, 1) ERA: 3.45	8.0	W	30	9	3	3	1	1	0	0	0	0	0	65	98	3.38	1.250
54 Mike MacDougal, R (9, 1) ERA: 3.66	1.0	S	5	0	0	0	0	2	0	0	0	1	0	9	22	0.00	2.000

PITCHER	IP	WLS	BF	H	R	ER	SO	BB	IBB	HBP	BLK	WP	HR	S	P	ERA	WHIP

TOP

Atlanta Braves @ Washington Nationals

Nationals Park, Washington, DC

Sat Jul 04 2009, 1:05 PM EDT

Att. 23,708 - Partly Cloudy - 78 F

livebaseballscorecards.com

AB	31
R	3
H	9
RBI	3
BB	3
SO	1
LOB	14

PA: 35

WP: 1
PB: 0
SB: 0
CS: 0

Batter	1	2	3	4	5	6	7	8	9	AB	R	H	RBI	BB	SO	LOB
1 Nyjer Morgan, L (1, 8) OBP: 0.346, SLG: 0.347	B FF 89 X FF 90 1-0 ① F7		B FF 92 C CH 84 B SL 81 C SL 82 F CU 76 X CU 76 2-2 ② G2-3			B FF 89 L FF 90 B CH 82 B FF 92 C FF 92 F FF 94 F FF 93 F FF 93 X FF 94 3-2 ① G6-3		X FF 90 0-0 ① SH1-4 1-2 2-3		3	0	0	0	0	0	0
24 Nick Johnson, L (1, 3) OBP: 0.407, SLG: 0.410	F FF 90 B FF 92 F SL 82 F FF 93 B CH 83 X CH 84 2-2 1B		F FF 92 F FF 93 F SL 81 X FF 92 0-2 ③ P6			C FF 92 X CH 84 0-1 ② G4-3		B SL 83 B FF 93 C SL 81 B SL 84 F SL 83 B FF 93 4-2 11 1B 44 1B BB		3	1	1	0	1	0	0
11 Ryan Zimmerman, R (1, 5) OBP: 0.365, SLG: 0.486	C FF 92 B SL 82 S SL 82 F SL 82 X FF 92 1-2 ② P6			C SL 81 C SL 79 B FF 92 C CU 74 1-3 ① K		C FF 92 B FF 93 B CU 76 X SL 84 2-1 ③ F7		B SL 76 X SI 90 1-0 44 1B 16 1B 1-3 2-H 3-H 1B		4	1	1	2	0	1	1
44 Adam Dunn, L (1, 7) OBP: 0.403, SLG: 0.549 22 Willie Harris, L (8, PR) OBP: 0.369, SLG: 0.436 (9, 7)	C FF 92 1 SAFE X FF 93 0-1 ③ F7			S FF 93 F FF 92 B SL 82 B FF 94 F FF 95 F SL 83 B CU 77 B CU 75 4-2 16 FC6-4 BB			C SL 83 S SL 82 B SL 80 B FF 94 F FF 94 X FF 94 2-2 HR	X SI 91 0-0 16 1B 1-2 3-H 1B	3 0	1 0	2 0	2 0	1 0	0 0	1 0
16 Josh Willingham, R (1, 9) OBP: 0.410, SLG: 0.537 54 Mike MacDougal, S (9, 1)		C FF 91 B CU 74 B CU 75 C SL 82 S SL 85 2-3 ① K		1 SAFE B FF 92 D CH 83 C SL 82 C FF 93 X SL 82 2-2 ② FC6-4 1-2f			B FF 92 F SL 84 C CU 74 X SL 83 1-2 ① F9	B SI 91 D SL 82 X FF 90 2-0 1-2 2-H 1B		4 0	0 0	1 0	1 0	0 0	1 0	1 0
15 Cristian Guzman, S (1, 6) OBP: 0.331, SLG: 0.428		X FF 92 0-0 ② G6-3		X FF 91 0-0 ③ G3			C CU 74 X SL 80 0-1 ② G4-3	F FF 90 F SL 83 D SL 84 B FF 91 S FF 90 2-3 ② K		4	0	0	0	0	1	3
6 Anderson Hernandez, S (1, 4) OBP: 0.318, SLG: 0.320		B FF 93 B FF 92 B FF 91 C FF 91 F FF 92 F FF 94 X FF 93 3-2 1B			C SL 81 F FF 92 X CH 82 0-2 ① G6-3		F SL 80 B CH 82 B CH 81 S FF 92 C FF 92 2-3 ③ K	F SL 82 B SI 91 F FF 91 F FF 91 C SL 84 1-3 ③ K		4	0	1	0	0	2	2
23 Wil Nieves, R (1, 2) OBP: 0.278, SLG: 0.257 10 Ronnie Belliard, R (8, PH) OBP: 0.211, SLG: 0.270 25 Austin Kearns, R (9, 9) OBP: 0.328, SLG: 0.320		1 SAFE X FF 91 0-0 ③ P3			C FF 92 F CU 76 B FF 94 F SL 82 S SL 82 1-3 ② K			B FF 89 C FF 89 F SL 77 F FF 91 B FF 91 F SL 81 X SL 82 2-2 1 SH1-4 7 BB 11 1B		2 1 0	0 1 0	0 1 0	0 0 0	0 0 0	1 0 0	1 0 0
31 John Lannan, L (1, 1) OBP: 0.133, SLG: 0.103 7 Josh Bard, S (8, PH) OBP: 0.342, SLG: 0.384 (9, 2)			B FF 91 C FF 92 T FF 91 F FF 93 C FF 93 1-3 ① K		C SL 80 B CU 74 X FF 94 1-1 ③ G6-3			1 SAFE F SL 77 B FF 92 S SL 79 B FF 92 B SL 82 B SL 81 4-2 1 SH1-4 11 1B 1-2 BB		2 0	0 1	0 0	0 0	0 1	1 0	0 0
Inning Stats	R: 0 E: 0 K: 0 S: 11 H: 1 LOB: 1 BB: 0 P: 15	R: 0 E: 0 K: 1 S: 9 H: 1 LOB: 1 BB: 0 P: 14	R: 0 E: 0 K: 1 S: 12 H: 0 LOB: 0 BB: 0 P: 15	R: 0 E: 0 K: 1 S: 11 H: 0 LOB: 1 BB: 1 P: 18	R: 0 E: 0 K: 1 S: 9 H: 0 LOB: 0 BB: 0 P: 11	R: 0 E: 0 K: 0 S: 10 H: 0 LOB: 0 BB: 0 P: 15	R: 1 E: 0 K: 1 S: 12 H: 1 LOB: 0 BB: 0 P: 17	R: 4 E: 0 K: 2 S: 20 H: 4 LOB: 2 BB: 2 P: 36		1B: 6 2B: 0 3B: 0 HR: 1 SF: 0 SAC: 1 DP: 0 HBP: 0				WP: 0 PB: 0 SB: 0 CS: 0 PA: 34		

BOTTOM

Atlanta Braves @ Washington Nationals

Nationals Park, Washington, DC

Sat Jul 04 2009, 1:05 PM EDT

Att. 23,708 - Partly Cloudy - 78 F

livebaseballscorecards.com

AB	30
R	5
H	7
RBI	5
BB	3
SO	7
LOB	9

PITCHER		IP	WLS	BF	H	R	ER	SO	BB	IBB	HBP	BLK	WP	HR	S	P	ERA	WHIP
48 Tommy Hanson, R ERA: 2.25	(1, 1)	7.0		25	3	1	1	5	1	0	0	0	0	1	74	105	1.29	0.571
51 Michael Gonzalez, L ERA: 3.2	(8, 1)	0.1	L	4	1	3	3	0	2	0	0	0	0	0	10	20	81.00	9.000
58 Peter Moylan, R ERA: 4.41	(8, 1)	0.0	B	1	1	0	0	0	0	0	0	0	0	0	1	2	∞	∞
34 Eric O'Flaherty, L ERA: 3.6	(8, 1)	0.2		4	2	1	1	2	0	0	0	0	0	0	9	14	13.50	3.000

PITCHER	IP	WLS	BF	H	R	ER	SO	BB	IBB	HBP	BLK	WP	HR	S	P	ERA	WHIP

Atlanta Braves @ Washington Nationals

Nationals Park, Washington, DC

Sun Jul 05 2009, 1:35 PM EDT

Att. 22,677 - Partly Cloudy - 71 F

livebaseballscorecards.com

TOP

Batter	1	2	3	4	5	6	7	8	9	AB	R	H	RBI	BB	SO	LOB
13 Nate McLouth, L (1, 8) OBP: 0.343, SLG: 0.468	B FF 90 C SI 89 X FF 90 1-1 F7		C SI 90 B SL 80 X SI 89 1-1 14 2B 10 SF8 1B		S SL 79 C SL 78 X FF 91 0-2 G6-4-3 1-2f		B SL 78 X SL 78 1-0 F9		C FF 87 D SL 79 X FF 89 1-1 3-H HR	5	2	2	2	0	0	3
14 Martín Prado, R (1, 4) OBP: 0.391, SLG: 0.525	C SI 89 B SI 89 X FF 89 1-1 2B		F CH 84 F SL 79 D SL 80 X SL 79 1-2 10 SF8 1-3 2B			B CH 82 B FF 88 B SI 88 B SI 90 4-0 16 G4-3 BB		B CH 86 B FF 89 C SI 88 B CH 87 C SI 88 X SI 88 3-2 1B	C SI 96 C SI 97 B SI 97 F SL 92 X SI 98 1-2 10 BB 1B	4	0	4	0	1	0	0
10 Chipper Jones, S (1, 5) OBP: 0.407, SLG: 0.474	B SL 79 B CH 83 B SI 90 B FF 90 4-0 BB		S CH 83 X FF 89 0-1 SF8 2-3 3-H			X CH 82 0-0 L8		B SL 78 X CH 83 1-0 G5-3	C SI 96 D SI 98 B SI 96 F SI 97 B SI 98 F SI 97 B SI 97 4-2 1-2 BB	2	0	0	1	2	0	1
16 Brian McCann, L (1, 2) OBP: 0.388, SLG: 0.495	F FF 90 X SL 79 0-1 L9		C SL 79 F FF 90 X SL 79 0-2 L3			B SI 90 X SL 80 1-0 G4-3 1-2		B CH 88 B SI 90 C SI 88 F SI 89 B SI 92 B SL 80 4-2 19 BB BB	B SI 98 X SI 97 1-0 G3	4	0	0	0	1	0	6
19 Yunel Escobar, R (1, 6) OBP: 0.355, SLG: 0.433	B SI 88 F CH 84 F SI 90 S SL 80 1-3 K			B CH 88 C CH 82 X CH 82 1-1 F9		X CH 82 0-0 G4-3		B CH 81 C CH 83 B SI 90 B CH 83 B SI 88 4-1 1-2 BB		3	0	0	0	1	1	3
18 Garret Anderson, L (1, 7) OBP: 0.311, SLG: 0.417		C SI 87 X SI 88 0-1 P6		S SL 78 C FF 91 B SI 92 X SI 91 1-2 G6-3			C CH 86 S SL 80 B SL 80 S SL 79 1-3 K	S SL 79 F SL 79 D SL 80 S SL 81 1-3 K		4	0	0	0	0	2	2
23 Matt Diaz, R (1, 9) OBP: 0.392, SLG: 0.490		C SI 88 F CH 83 S SL 81 0-3 K		X CH 80 0-0 G6-3			C FF 88 X CH 82 0-1 22 1B 1B		C SI 87 F SI 90 X SL 78 0-2 26 F8 13 HR 2B	4	1	2	0	0	1	0
22 Casey Kotchman, L (1, 3) OBP: 0.338, SLG: 0.387		C SI 88 S FF 88 S SI 94 0-3 K			C FF 90 B SL 80 S SL 79 X SL 79 1-2 L4		C SI 88 F SI 89 X FF 91 0-2 1-2 1B		C CH 86 X SI 89 0-1 G6-3	4	0	1	0	0	1	1
32 Derek Lowe, R (1, 1) OBP: 0.233, SLG: 0.148 36 Boone Logan, R (6, 1) 46 Manny Acosta, R (6, 1) 7 Jeff Francoeur, R (7, PH) OBP: 0.277, SLG: 0.340 54 Kris Medlen, S (7, 1) 26 Brooks Conrad, S (9, PH) OBP: 0.333, SLG: 0.833			C SI 88 B SI 88 X SI 89 1-1 G5-3		F FF 89 B FF 90 B SL 77 B FF 88 B SI 88 4-1 13 G6-4-3 BB		X SI 89 0-0 F9		B CH 86 C CH 87 D CH 81 F SI 87 D SI 89 X CH 87 3-2 F8 2-3	1 0 0 1 0 1	0 0 0 0 0 0	0 0 0 0 0 0	0 0 0 0 0 0	1 0 0 0 0 0	0 0 0 2 0 1	0 0 0 0 0 0

	AB	33
	R	3
	H	9
	RBI	3
	BB	6
	SO	5
	LOB	19

Inning Stats																				
	R: 0 E: 0 K: 1 S: 9	H: 1 LOB: 2 BB: 1 P: 16	R: 0 E: 0 K: 2 S: 8	H: 0 LOB: 0 BB: 0 P: 8	R: 1 E: 0 K: 0 S: 12	H: 2 LOB: 1 BB: 0 P: 15	R: 0 E: 0 K: 0 S: 6	H: 0 LOB: 0 BB: 0 P: 8	R: 0 E: 0 K: 0 S: 7	H: 0 LOB: 0 BB: 1 P: 12	R: 0 E: 0 K: 0 S: 3	H: 0 LOB: 1 BB: 1 P: 8	R: 0 E: 0 K: 1 S: 10	H: 2 LOB: 2 BB: 0 P: 12	R: 0 E: 0 K: 1 S: 10	H: 1 LOB: 2 BB: 2 P: 23	R: 2 E: 0 K: 0 S: 18	H: 3 LOB: 2 BB: 1 P: 28	1B: 5 2B: 3 3B: 0 HR: 1	SF: 1 SAC: 0 DP: 1 HBP: 0	WP: 0 PB: 0 SB: 0 CS: 0	PA: 40

PITCHER		IP	WLS	BF	H	R	ER	SO	BB	IBB	HBP	BLK	WP	HR	S	P	ERA	WHIP
19 Scott Olsen, L ERA: 6.04	(1, 1)	8.2	W	37	8	3	3	5	5	0	0	0	0	1	75	116	3.12	1.500
54 Mike MacDougal, R ERA: 3.6	(9, 1)	0.1	S	3	1	0	0	0	1	0	0	0	0	0	8	14	0.00	6.000

PITCHER	IP	WLS	BF	H	R	ER	SO	BB	IBB	HBP	BLK	WP	HR	S	P	ERA	WHIP

Batter	1	2	3	4	5	6	7	8	9	AB	R	H	RBI	BB	SO	LOB
1 Nyjer Morgan, L (1, 8) OBP: 0.350, SLG: 0.359	C SI 87 B SI 88 B SL 81 F SI 89 B SL 81 X SI 89 3-2 11 S 11 1B 1B	S SL 81 F SL 81 B SI 88 X SI 89 1-2 ③ G4-3		B SI 88 X SL 80 1-0 2B		F SL 77 F FF 93 X SL 81 0-2 ② FC3-2 24 1B 1-2 2-3 3-Hf		X CU 76 0-0 24 G3-1 2-H 2B		5	1	3	1	0	0	4
24 Nick Johnson, L (1, 3) OBP: 0.404, SLG: 0.406	1 SAFE B SI 88 1 SAFE X SI 88 1-0 ① F7		C SI 88 S CH 84 B SL 81 X CH 84 1-2 E4 15 1B 44 1B	C SL 81 B CH 82 F SL 81 X SI 88 1-2 ③ P6		C FF 93 B FF 93 X FF 93 1-1 1-2 2-3 3-H 1B		2 SAFE C SI 90 B FF 90 B CU 77 S CH 81 X CH 82 2-2 ② G3-1 2-3		5	0	1	1	0	0	3
11 Ryan Zimmerman, R (1, 5) OBP: 0.363, SLG: 0.481	C SI 88 B SI 88 X SL 82 1-1 44 G6-5-3 1-H 1B		F SI 87 C SI 88 B SI 88 C SI 88 1-3 ① K		C SL 80 X SL 81 0-1 ① G5-3	C SL 78 X SL 79 0-1 ③ F9		B FF 91 B CH 80 S CH 82 B SI 91 C SI 90 C CU 80 3-3 ③ K		5	0	1	1	0	2	5
44 Adam Dunn, L (1, 7) OBP: 0.401, SLG: 0.545 22 Willie Harris, L (9, 7) OBP: 0.369, SLG: 0.436	X SI 89 0-0 ② G6-5-3 1-2f ③		C SI 88 F SI 88 B SI 88 X SL 82 1-2 15 1B 1-2 1B		B SL 81 X SL 80 1-0 ② G4-3		B CU 75 C CH 82 C CU 78 F CU 78 C FF 91 1-3 ① K			4 0	0 0	1 0	0 0	0 0	1 0	1 0
16 Josh Willingham, R (1, 9) OBP: 0.407, SLG: 0.530 25 Austin Kearns, R (9, 9) OBP: 0.328, SLG: 0.320		C SI 88 B SI 89 F SI 89 B SI 89 X SI 89 2-2 ① G6-3	C SL 80 B SI 88 F SI 88 C SI 88 X SI 88 2-2 ② L5		C SI 88 B SL 82 F SL 82 X CH 84 1-2 ③ G2-3		X FF 91 0-0 15 S 1B			4 0	0 0	1 0	0 0	0 0	0 0	2 0
15 Cristian Guzman, S (1, 6) OBP: 0.333, SLG: 0.429		C SL 81 X CH 85 0-1 10 2B 1B	B SL 81 C SL 81 F SI 88 B SI 88 X SI 88 2-2 1-2 2-3 1B			X SI 87 0-0 ① F8	1 SAFE B SI 89 C CH 80 F SI 91 B FF 91 1 SAFE 1 SAFE B CU 78 S CH 82 3-3 ② K 1-2			4	1	2	0	0	1	1
7 Josh Bard, S (1, 2) OBP: 0.339, SLG: 0.388		X SI 87 0-0 ② L8	B SI 88 C SL 80 B SI 88 X SI 88 2-1 ③ G4-3			X SI 88 0-0 19 1B 1 FC3-2 2B	C CU 78 B CH 81 B CU 77 S CH 82 S SI 91 2-3 ③ K			4	0	1	0	0	1	5
10 Ronnie Belliard, R (1, 4) OBP: 0.232, SLG: 0.293		1 SAFE C SI 88 1 SAFE S SI 88 1 SAFE P PO 84 B SI 89 X SI 89 2-2 19 1B 1-H 2B		X SI 88 0-0 ① F8		D SI 87 S CH 83 B SI 87 B SL 81 B SI 87 4-1 1 FC3-2 19 1B 24 1B BB		B FF 89 X SI 88 1-0 19 SH2-4 1 2B 1B		3	3	2	1	1	0	0
19 Scott Olsen, L (1, 1) OBP: 0.313, SLG: 0.154 54 Mike MacDougal, S (9, 1)		C SI 88 X SI 89 0-1 3-H 1B		C SI 87 C SL 79 B SL 81 B SL 80 X SI 88 2-2 ② G1-3		X SI 88 0-0 24 1B 1 FC3-2 1-2 2-3 1B		L FF 89 1 SAFE 1 SAFE X CH 80 0-1 ① SH2-4 1-2		3 0	0 0	2 0	1 0	0 0	0 0	0 0
Inning Stats	R: 1 E: 0 K: 0 S: 7 H: 2 LOB: 0 BB: 0 P: 12	R: 2 E: 0 K: 0 S: 15 H: 3 LOB: 1 BB: 0 P: 19	R: 0 E: 1 K: 1 S: 17 H: 2 LOB: 3 BB: 0 P: 26	R: 0 E: 0 K: 0 S: 8 H: 1 LOB: 1 BB: 0 P: 12	R: 0 E: 0 K: 0 S: 6 H: 0 LOB: 0 BB: 0 P: 8	R: 1 E: 0 K: 0 S: 11 H: 3 LOB: 3 BB: 1 P: 16	R: 0 E: 0 K: 3 S: 11 H: 1 LOB: 1 BB: 0 P: 17	R: 1 E: 0 K: 1 S: 10 H: 2 LOB: 1 BB: 0 P: 16		1B: 10 2B: 4 3B: 0 HR: 0 SF: 0 SAC: 1 DP: 1 HBP: 0			WP: 0 PB: 0 SB: 2 CS: 0 PA: 39		

PITCHER		IP	WLS	BF	H	R	ER	SO	BB	IBB	HBP	BLK	WP	HR	S	P	ERA	WHIP
32 Derek Lowe, R ERA: 4.56	(1, 1)	5.1	L	27	10	4	4	1	1	0	0	0	0	0	57	85	6.75	2.062
36 Boone Logan, L ERA: 4.91	(6, 1)	0.1		2	1	0	0	0	0	0	0	0	0	0	5	6	0.00	3.000
46 Manny Acosta, R ERA: 2.25	(6, 1)	0.1		1	0	0	0	0	0	0	0	0	0	0	2	2	0.00	0.000
54 Kris Medlen, R ERA: 5.79	(7, 1)	2.0		9	3	1	1	4	0	0	0	0	0	0	21	33	4.50	1.500

PITCHER	IP	WLS	BF	H	R	ER	SO	BB	IBB	HBP	BLK	WP	HR	S	P	ERA	WHIP

BOTTOM

Atlanta Braves @ Washington Nationals

Nationals Park, Washington, DC

Sun Jul 05 2009, 1:35 PM EDT
Att. 22,677 - Partly Cloudy - 71 F

livebaseballscorecards.com

AB	37
R	5
H	14
RBI	5
BB	1
SO	5
LOB	21

Batter	1	2	3	4	5	6	7	8	9	AB	R	H	RBI	BB	SO	LOB
13 Nate McLouth, L (1, 8) OBP: 0.347, SLG: 0.482	B FF 89 X SI 89 1-0 10 G1-3 1B		C SL 86 B CH 85 F CH 84 C FF 89 1-3 ② K		X SL 84 0-0 HR		X FF 86 0-0 ① B3		C CU 82 X FF 92 0-1 1B	5	1	3	1	0	1	1
14 Martín Prado, R (1, 4) OBP: 0.380, SLG: 0.509	B SI 89 C CH 82 1 SAFE X CH 83 1-1 ① F7		B CH 84 C SL 84 F SI 90 X SI 90 1-2 ③ G6-3		C SI 90 C CH 84 B CH 84 B CH 84 X SI 90 2-2 ① P6		B SL 86 C CU 72 B CU 72 F FF 86 F CU 73 1 SAFE B SI 88 1 SAFE F CU 73 3-2 ② X FF 88 FC6-4 10 BB 1-2f		C CU 81 D CU 80 C CU 80 X CU 78 1-2 ③ G4-3	5	0	0	0	0	0	3
10 Chipper Jones, S (1, 5) OBP: 0.408, SLG: 0.472	1 SAFE F FF 91 B FF 88 F CH 83 B FF 88 F CH 85 B SL 83 X SI 90 3-2 ② G1-3 1-2			X CH 83 0-0 18 FC3-6 16 1B 19 1B 1B	B FF 89 B CH 84 C FF 91 B CH 84 X FF 91 3-1 ② F8		B CU 74 B CU 72 B SL 84 B SL 83 4-0 1-2 BB			3	1	1	0	1	0	1
16 Brian McCann, L (1, 2) OBP: 0.386, SLG: 0.491	T CH 83 B SL 85 B FF 90 X CH 85 2-1 ③ F9			C SL 84 F FF 89 B FF 91 X CH 83 1-2 18 FC3-6 1B	B SI 91 S SL 87 B FC 88 X SI 85 2-1 ③ F8		B SL 83 C SL 84 X CU 72 1-1 ③ G3-1			4	0	1	0	0	0	3
18 Garret Anderson, L (1, 7) OBP: 0.305, SLG: 0.409		B SL 84 F SL 83 B SI 89 S CH 83 S CH 82 2-3 ① K		S SL 86 X SL 84 0-1 ① FC3-6 22 E 19 1B 1-2f 2-3	B CH 83 T SL 85 F SL 86 B SL 86 B FF 91 F CH 84 X FF 90 3-2 ① G6-3			C SL 84 F SL 84 F SL 84 F FF 94 S SL 83 0-3 ① K		4	0	0	0	0	2	2
19 Yunel Escobar, R (1, 6) OBP: 0.360, SLG: 0.436		B SL 82 B FC 87 X SI 89 2-0 1B		F SI 90 X SI 89 0-1 22 E 1-2 3-H 1B	B FF 91 C SL 86 X CH 84 1-1 ② F7			B FF 94 C SL 82 B SL 82 B SL 81 B FF 92 4-1 22 G4-6-3 BB		3	0	2	1	1	0	0
22 Casey Kotchman, L (1, 3) OBP: 0.337, SLG: 0.385		B CH 83 X FF 88 1-0 ② F9		B SI 90 F SI 90 X SI 89 1-1 E1 49 FC6-4 1-2 2-3	X SI 90 0-0 23 FC6-4 1B			B SL 81 B SL 82 C FF 93 B FF 94 C SL 81 X SL 80 3-2 ②③ G4-6-3 1-2f		4	0	1	0	0	0	4
23 Matt Diaz, R (1, 9) OBP: 0.382, SLG: 0.477		C SI 90 B SL 85 B SI 89 X SL 85 2-1 ③ F9		F SI 91 S SI 86 F CH 85 B SI 90 S SI 86 1-3 ② K	X SL 84 0-0 ③ FC6-4 1-2f				B FF 90 C CU 80 B FF 90 C FF 91 B FF 91 S FF 91 3-3 ① K	4	0	0	0	0	2	5
49 Jair Jurrjens, R (1, 1) OBP: 0.154, SLG: 0.176 1 Grégor Blanco, L (7, PH) OBP: 0.267, SLG: 0.244 7 Jeff Francoeur, R (7, PH) OBP: 0.280, SLG: 0.342 58 Peter Moylan, R (7, 1) 46 Manny Acosta, R (8, 1) 26 Brooks Conrad, S (9, PH) OBP: 0.286, SLG: 0.714			C SI 89 B FF 88 C FF 89 S SL 85 1-3 ① K	X SL 84 0-0 ③ FC6-4 1-2f		C CU 73 F SL 82 F FF 88 B CU 72 B CU 72 X FF 87 2-2 14 FC6-4 1B		B CU 82 B FF 92 C FF 91 B FF 91 C FF 92 F FF 91 F FF 92 F FF 92 F FF 92 3-2 ② F FF 82 F FF 92 X FF 92 F7	2 0 1 0 0 0 1	0 0 0 0 0 0 0	0 0 1 0 0 0 0	0 0 0 0 0 0 0	0 0 0 0 0 0 0	1 0 0 0 0 0 0	3 0 0 0 0 0 0
Inning Stats	R: 0 E: 0 K: 0 S: 9 H: 1 LOB: 1 BB: 0 P: 16	R: 0 E: 0 K: 1 S: 7 H: 1 LOB: 1 BB: 0 P: 14	R: 0 E: 0 K: 2 S: 9 H: 0 LOB: 0 BB: 0 P: 12	R: 1 E: 1 K: 1 S: 15 H: 3 LOB: 3 BB: 0 P: 18	R: 1 E: 0 K: 0 S: 8 H: 1 LOB: 0 BB: 0 P: 15	R: 0 E: 0 K: 0 S: 8 H: 1 LOB: 1 BB: 0 P: 12	R: 0 E: 0 K: 0 S: 12 H: 1 LOB: 2 BB: 1 P: 22	R: 0 E: 0 K: 1 S: 9 H: 0 LOB: 0 BB: 1 P: 16	R: 0 E: 0 K: 1 S: 17 H: 1 LOB: 1 BB: 0 P: 24	1B: 8 2B: 0 3B: 0 HR: 1 SF: 0 SAC: 0 DP: 1 HBP: 0						

TOP

Atlanta Braves @ Chicago Cubs

Wrigley Field, Chicago, IL

Mon Jul 06 2009, 6:05 PM CDT

Att. 40,042 - Partly Cloudy - 77 F

livebaseballscorecards.com

AB	36
R	2
H	9
RBI	2
BB	2
SO	6
LOB	22

PITCHER		IP	WLS	BF	H	R	ER	SO	BB	IBB	HBP	BLK	WP	HR	S	P	ERA	WHIP
36 Randy Wells, R ERA: 2.48	(1, 1)	6.0	W	26	7	2	2	4	0	0	0	0	0	1	56	87	3.00	1.167
45 Sean Marshall, L ERA: 4.29	(7, 1)	1.0	H	5	1	0	0	0	1	0	0	0	0	0	12	22	0.00	2.000
49 Carlos Marmol, R ERA: 3.57	(8, 1)	1.0	H	3	0	0	0	1	1	0	0	0	0	0	9	16	0.00	1.000
63 Kevin Gregg, R ERA: 3.52	(9, 1)	1.0	S	4	1	0	0	1	0	0	0	0	0	0	17	24	0.00	1.000

PITCHER	IP	WLS	BF	H	R	ER	SO	BB	IBB	HBP	BLK	WP	HR	S	P	ERA	WHIP

Atlanta Braves @ Chicago Cubs

Wrigley Field, Chicago, IL

Mon Jul 06 2009, 6:05 PM CDT

Att. 40,042 - Partly Cloudy - 77 F

livebaseballscorecards.com

BOTTOM

Batter	1	2	3	4	5	6	7	8	9	AB	R	H	RBI	BB	SO	LOB
1 Kosuke Fukudome, L (1, 8) OBP: 0.384, SLG: 0.439	B FF 86 C CH 79 B FF 88 C FF 88 X CH 82 2-2 2 SH1-3 25 HR 1B	B FF 90 X FF 91 1-0 2 1B 1-3 2-H 2B		B FF 88 B CH 80 B CH 81 C FF 88 B FF 88 4-1 2 CS BB			B SI 89 B SI 89 T SI 89 B SI 90 S SI 89 X SI 91 3-2 G6-3 ①			3	1	2	1	1	0	0
2 Ryan Theriot, R (1, 6) OBP: 0.344, SLG: 0.412	1 SAFE 1 SAFE X FF 89 0-0 SH1-3 1-2 ①	B SL 79 X CH 82 1-0 25 FC6-4 2-3 3-H 1B		1 SAFE B FF 90 C CH 81 B SL 79 X SI 90 3-1 G6-3 1-2 ① ②			C SL 76 C SL 78 F SI 91 S SL 78 0-3 K ②			3	0	1	1	0	1	1
25 Derrek Lee, R (1, 3) OBP: 0.363, SLG: 0.519	F SI 91 B CH 78 B FF 90 B SI 92 T FF 93 X SL 77 3-2 2-H HR	X SI 92 0-0 FC6-4 1-2f ③		C FF 92 B SI 89 X CH 81 1-1 F8 ③			X SI 91 0-0 2B			4	1	2	2	0	0	2
21 Milton Bradley, S (1, 9) OBP: 0.372, SLG: 0.384	F FF 90 C FF 90 F SL 76 F FF 91 X CH 81 0-2 L4 ②		C FF 87 F SL 78 F FF 91 B SI 90 B SL 78 B CH 82 B SL 77 4-2 12 2B 17 FC3-2 BB		S CH 78 X SL 78 0-1 G3 ①		I IN 55 I IN 57 I IN 59 I IN 56 4-0 16 FC6-4 IBB			2	0	0	0	2	0	0
16 Aramis Ramirez, R (1, 5) OBP: 0.395, SLG: 0.557	X SI 91 0-0 G4-3 ③		C SI 92 F CH 80 1 SAFE X SL 80 0-2 L5 ①		X FF 90 0-0 G6-3 ②		F SI 90 X SL 78 0-1 FC6-4 1-2f ③			4	0	0	0	0	0	3
12 Alfonso Soriano, R (1, 7) OBP: 0.290, SLG: 0.413		X SL 79 0-0 L5 ①	C FF 92 B FF 91 B CH 82 X CH 82 2-1 17 FC3-2 1-3 2B		C SL 77 X FF 91 0-1 P4 ③			X SL 78 0-0 P4 ①		4	0	1	0	0	0	0
18 Geovany Soto, R (1, 2) OBP: 0.336, SLG: 0.396		B X FF 91 1-0 F9 ②	S SL 81 F FF 91 B SI 94 B FF 94 B SL 82 D CH 84 4-2 17 FC3-2 BB			C FF 90 B SI 91 F FF 92 F SL 78 X SI 92 1-2 G6-3 ①		B SI 93 C CH 91 C SL 78 X FF 93 1-2 2B		3	0	1	0	1	0	0
17 Mike Fontenot, L (1, 4) OBP: 0.314, SLG: 0.369		B FF 90 B FF 90 X FF 89 2-0 36 1B 1 2B 1B	S CH 82 B CH 80 X CH 82 1-1 FC3-2 1-2 2-3 3-Hf ②			B FF 90 B CH 81 C CH 81 F SI 90 S CH 81 2-3 K ②		B SI 93 B CH 83 F FF 93 F CH 83 C FF 94 2-3 K ②		4	1	1	0	0	2	4
36 Randy Wells, R (1, 1) OBP: 0.190, SLG: 0.190 45 Sean Marshall, L (7, 1) OBP: 0.231, SLG: 0.231 49 Carlos Marmol, R (8, 1) 6 Micah Hoffpauir, L (8, PH) OBP: 0.286, SLG: 0.438 63 Kevin Gregg, R (9, 1)		F FF 91 B SI 92 X FF 90 1-1 1 2B 2 1B 1-2 1B	F SL 80 X SL 79 0-1 G6-3 ③			F FF 91 X SI 92 0-1 G6-3 ③		X FF 94 0-0 G4-3 ③		3 0 0 1 0	1 0 0 0 0	1 0 0 0 0	0 0 0 0 0	0 0 0 0 0	0 0 0 1 0	3 0 0 1 0
Inning Stats	R: 2 E: 0 K: 0 S: 13 H: 2 LOB: 0 BB: 0 P: 18	R: 2 E: 0 K: 0 S: 8 H: 4 LOB: 2 BB: 0 P: 14	R: 0 E: 0 K: 0 S: 14 H: 1 LOB: 3 BB: 2 P: 25	R: 0 E: 0 K: 0 S: 5 H: 0 LOB: 0 BB: 1 P: 13	R: 0 E: 0 K: 0 S: 5 H: 0 LOB: 0 BB: 0 P: 5	R: 0 E: 0 K: 1 S: 9 H: 0 LOB: 0 BB: 0 P: 12	R: 0 E: 0 K: 1 S: 10 H: 1 LOB: 2 BB: 1 P: 17	R: 0 E: 0 K: 1 S: 8 H: 1 LOB: 1 BB: 0 P: 11		1B: 4 2B: 4 3B: 0 HR: 1 SF: 0 SAC: 1 DP: 0 HBP: 0				WP: 0 PB: 0 SB: 0 CS: 1 PA: 36		

PITCHER	IP	WLS	BF	H	R	ER	SO	BB	IBB	HBP	BLK	WP	HR	S	P	ERA	WHIP
49 Jair Jurrjens, R (1, 1) ERA: 2.91	6.0	L	27	7	4	4	1	3	0	0	0	0	1	54	87	6.00	1.667
58 Peter Moylan, R (7, 1) ERA: 4.28	1.0		5	1	0	0	1	0	1	0	0	0	0	10	17	0.00	1.000
46 Manny Acosta, R (8, 1) ERA: 2.12	1.0		4	1	0	0	1	0	0	0	0	0	0	8	11	0.00	1.000

PITCHER	IP	WLS	BF	H	R	ER	SO	BB	IBB	HBP	BLK	WP	HR	S	P	ERA	WHIP

Batter	1	2	3	4	5	6	7	8	9	AB	R	H	RBI	BB	SO	LOB
13 Nate McLouth, L (1, 8) OBP: 0.348, SLG: 0.482	B SI 89 C SI 90 B FS 84 B FF 89 B FF 88 4-1 18 G4-3 14 SH1-3 16 1B BB		B FF 87 C FF 90 X SI 89 1-1 ① G6-3		X SI 88 0-0 ① L8		B FC 91 F SI 93 B FF 94 S FC 91 F FF 95 B FC 90 F SI 94 F FC 95 F FF 94 3-2 F FF 95 X FC 90 2B		F CH 85 X CH 85 0-1 ② F7	4	1	1	0	1	0	2
14 Martín Prado, R (1, 5) OBP: 0.377, SLG: 0.503	X SI 86 0-0 ① SH1-3 1-2		C SI 88 B FF 90 B FS 86 S FF 91 B SI 90 X SI 91 3-2 16 2B 1B		B SI 90 C SI 89 B FS 85 S FF 92 X FF 92 2-2 ② F9		C FC 90 B FF 93 F FC 90 X FF 94 1-2 ② F9		C SI 93 B SI 94 B CH 85 T SI 94 B SI 94 X SI 86 3-2 ③ G4-3	4	1	1	0	0	0	3
18 Garret Anderson, L (1, 7) OBP: 0.304, SLG: 0.403	C SI 89 2 SAFE X FS 80 0-1 ② G4-3 2-3		F SI 89 S FS 82 S FS 84 0-3 ② K		B SI 91 B FS 82 B FS 83 C SI 90 B SI 91 4-1 BB		C FC 91 F FC 90 F SI 93 B FF 95 B FF 94 B SI 94 F FF 92 F FC 90 F CU 77 3-2 ③ X FF 84 F7			3	0	0	0	1	1	3
16 Brian McCann, L (1, 2) OBP: 0.387, SLG: 0.495	X FS 82 0-0 3-H 1B		1 SAFE C SI 88 B FF 90 D FS 84 X SI 90 2-1 1-H 2B		C FF 91 B FS 84 F FS 84 C FF 92 1-3 ③ K			C SL 84 B CU 74 X SL 84 1-1 ① G1-3		4	0	2	2	0	1	1
19 Yunel Escobar, R (1, 6) OBP: 0.355, SLG: 0.430	C FF 91 F FF 90 S FF 90 0-3 ③ K		F SI 92 B FS 86 S FS 84 S FS 86 1-3 ③ K			X SI 90 0-0 ① L6		B CU 73 X FF 86 1-0 ② L3		4	0	0	0	0	2	2
22 Casey Kotchman, L (1, 3) OBP: 0.339, SLG: 0.384		C FS 85 F FF 87 B FS 84 X FS 83 1-2 ① G3		B FF 89 B FF 88 B SI 89 B SI 89 4-0 26 G4-3 BB		S FF 90 B FS 84 B SI 93 F FF 91 X SL 82 2-2 1B		B CU 73 C SL 84 C SL 82 X CU 76 1-2 ③ G1-3		3	0	1	0	1	0	0
7 Jeff Francoeur, R (1, 9) OBP: 0.279, SLG: 0.341		B FF 92 X SI 92 1-0 ② F9		F FC 90 D FS 84 F FS 83 B FF 91 F FS 85 S FF 90 2-3 ① K		B SI 90 X SI 90 1-0 ② F9			X CU 81 0-0 26 1B 1B	4	0	1	0	0	1	2
26 Brooks Conrad, S (1, 4) OBP: 0.364, SLG: 0.818		B FF 89 S FF 89 B FS 85 X SI 89 2-1 3B		B SI 89 B SI 91 F FF 90 X FS 83 2-1 ② G4-3 1-2		B FF 91 B FF 91 F FF 90 F FF 91 B FF 92 F FS 85 S FF 92 3-3 ③ K			1 SAFE 1 SAFE X SI 92 0-0 1-2 1B	4	0	2	0	0	1	2
33 Javier Vazquez, R (1, 1) OBP: 0.111, SLG: 0.118 51 Michael Gonzalez, R (8, 1) 23 Matt Diaz, R (9, PH) OBP: 0.380, SLG: 0.474 Rafael Soriano, R (9, 1)		X SI 88 0-0 ③ G6-3		B FF 90 C SI 89 S SI 90 X SI 91 1-2 ③ G6-3			C FF 93 C FC 90 F FC 89 S FF 94 0-3 ① K		B SI 93 X SI 91 1-0 ① B5	3 0 1 0	0 0 0 0	0 0 0 0	0 0 0 0	0 0 0 0	1 0 0 0	2 0 2 0

TOP

Atlanta Braves @ Chicago Cubs

Wrigley Field, Chicago, IL

Tue Jul 07 2009, 7:05 PM CDT

Att. 40,359 - Overcast - 65 F

livebaseballscorecards.com

AB	34
R	2
H	8
RBI	2
BB	3
SO	7
LOB	19

Inning Stats	1	2	3	4	5	6	7	8	9
	R: 1 E: 0 K: 1 S: 8	H: 1 LOB: 1 BB: 1 P: 12	R: 0 E: 0 K: 0 S: 7	H: 1 LOB: 1 BB: 0 P: 11	R: 1 E: 0 K: 2 S: 13	H: 2 LOB: 1 BB: 0 P: 20	R: 0 E: 0 K: 1 S: 9	H: 0 LOB: 1 BB: 1 P: 18	R: 0 E: 0 K: 1 S: 8	H: 0 LOB: 1 BB: 1 P: 15	R: 0 E: 0 K: 1 S: 9	H: 1 LOB: 1 BB: 0 P: 15	R: 0 E: 0 K: 1 S: 22	H: 1 LOB: 1 BB: 0 P: 29	R: 0 E: 0 K: 0 S: 6	H: 0 LOB: 0 BB: 0 P: 9	R: 0 E: 0 K: 0 S: 8	H: 2 LOB: 2 BB: 0 P: 12

1B: 5	SF: 0	WP: 0	PA: 38
2B: 2	SAC: 1	PB: 0	
3B: 1	DP: 0	SB: 0	
HR: 0	HBP: 0	CS: 0	

PITCHER	IP	WLS	BF	H	R	ER	SO	BB	IBB	HBP	BLK	WP	HR	S	P	ERA	WHIP
38 Carlos Zambrano, R (1, 1) ERA: 3.47	6.0	L	26	5	2	2	6	3	0	0	0	0	0	54	91	3.00	1.333
37 Angel Guzman, R (7, 1) ERA: 2.45	1.0		4	1	0	0	1	0	0	0	0	0	0	22	29	0.00	1.000
45 Sean Marshall, L (8, 1) ERA: 4.21	1.0		3	0	0	0	0	0	0	0	0	0	0	6	9	0.00	0.000
47 Aaron Heilman, R (9, 1) ERA: 3.66	1.0		5	2	0	0	0	0	0	0	0	0	0	8	12	0.00	2.000

PITCHER	IP	WLS	BF	H	R	ER	SO	BB	IBB	HBP	BLK	WP	HR	S	P	ERA	WHIP

BOTTOM

Atlanta Braves @ Chicago Cubs

Wrigley Field, Chicago, IL

Tue Jul 07 2009, 7:05 PM CDT

Att. 40,359 - Overcast - 65 F

Batter	1	2	3	4	5	6	7	8	9	AB	R	H	RBI	BB	SO	LOB
1 Kosuke Fukudome, L (1, 8) OBP: 0.380, SLG: 0.434 9 Reed Johnson, R (8, PH) OBP: 0.333, SLG: 0.442 (9, 8)	B SI 89 B SI 89 C FF 88 B SI 89 C SI 88 F SI 88 F SI 90 S SI 90 3-3 K ①		C SI 89 C SI 90 B CH 78 S CH 80 1-3 K ①		C FF 90 X SL 86 0-1 G3 ③			C FF 90 B FF 91 B SL 80 F FF 91 X SL 82 2-2 F7 ②		3 1	0 0	0 0	0 0	0 0	2 0	0 0
2 Ryan Theriot, R (1, 6) OBP: 0.343, SLG: 0.413	C SL 84 X SI 90 0-1 G6-3 ②		X FF 90 0-0 G1-3 ②			C SL 84 S SL 84 B SL 86 B SL 83 F SI 91 B SI 90 X FF 90 3-2 G6-3 ①		C SL 77 S SL 82 B FF 92 X SL 82 1-2 2B		4	0	1	0	0	0	0
25 Derrek Lee, R (1, 3) OBP: 0.359, SLG: 0.511	F FF 90 B CH 80 C FF 91 S CH 79 1-3 K ③		C FF 90 X FF 91 0-1 G6-3 ③			C CU 76 B SL 83 F SI 91 B SL 73 B CU 70 F FF 91 T FF 92 3-2 K ②		B SL 83 X FF 91 1-0 P4 ③		4	0	0	0	0	2	1
6 Micah Hoffpauir, L (1, 9) OBP: 0.285, SLG: 0.432		X FF 90 0-0 16 1B 55 1B 1B		B CU 74 C CU 70 F CU 70 B SL 86 F CU 66 X FF 91 2-2 P5 ①		F CU 75 B CH 78 X CH 82 1-1 F7 ③			C SI 92 F SI 92 B FF 92 X SL 83 1-2 L8 ①	4	1	1	0	0	0	0
16 Aramis Ramirez, R (1, 5) OBP: 0.400, SLG: 0.554		C SL 83 F SL 85 F SI 90 F FF 92 B SL 85 F CU 68 X FF 92 1-2 55 1B 1-2 1B		X FF 91 0-0 G4-3 ②			B SL 82 X FF 88 1-0 12 FC6-4 1B		S FF 90 F FF 92 B SL 83 F FF 92 B FC 90 S SL 82 2-3 K ②	4	0	2	0	0	1	0
12 Alfonso Soriano, R (1, 7) OBP: 0.292, SLG: 0.414		C CU 73 S SL 75 B SL 73 S CU 68 1-3 K ①		C SI 90 S CU 69 F FF 92 F CU 65 X SL 81 0-2 1B			C CU 70 D SL 79 X SI 90 1-1 FC6-4 ① 1-2f		C SL 83 X SL 82 0-1 1B	4	0	2	0	0	1	3
17 Mike Fontenot, L (1, 4) OBP: 0.310, SLG: 0.363		C SI 90 B SL 81 F CH 79 F SI 90 D CH 74 F FF 92 F CH 75 X FF 91 2-2 F8 ②		B SL 80 1 SAFE C CU 73 C SI 90 1 SAFE F SL 85 X CH 82 1-2 G4-3 ③			1 SAFE C SI 89 1 SAFE 1 SAFE B CH 82 S CH 78 B CH 77 X SL 83 2-2 F7 ②		C SI 92 B FF 90 S FF 90 B FF 94 B FF 90 F SI 94 X FF 92 3-2 G1-6-3 ③	4	0	0	0	0	0	5
55 Koyie Hill, S (1, 2) OBP: 0.325, SLG: 0.356		C SL 82 B SL 84 S FF 92 B CH 74 B FF 92 F FF 91 F CU 72 X SL 84 3-2 1-2 2-H 1B			X FF 90 0-0 B2-3 ①		C SL 84 S SL 83 1 SAFE B CH 76 B SL 83 X CH 79 2-2 G3 ③			3	0	1	1	0	0	1
38 Carlos Zambrano, S (1, 1) OBP: 0.237, SLG: 0.405 37 Angel Guzman, R (7, 1) 45 Sean Marshall, L (8, 1) OBP: 0.231, SLG: 0.231 21 Milton Bradley, S (8, PH) OBP: 0.371, SLG: 0.382 47 Aaron Heilman, R (9, 1)		C FF 92 S CU 72 B FF 92 S CH 72 1-3 K ③			C FF 90 B CH 74 X FF 90 1-1 G6-3 ②			X SL 76 0-0 L7 ①		2 0 0 1 0	0 0 0 0 0	0 0 0 0 0	0 0 0 0 0	0 0 0 0 0	1 0 0 0 0	2 0 0 0 0
Inning Stats	R: 0 E: 0 K: 2 S: 10 H: 0 LOB: 0 BB: 0 P: 14	R: 1 E: 0 K: 2 S: 24 H: 3 LOB: 2 BB: 0 P: 32	R: 0 E: 0 K: 1 S: 6 H: 0 LOB: 0 BB: 0 P: 7	R: 0 E: 0 K: 0 S: 14 H: 1 LOB: 1 BB: 0 P: 17	R: 0 E: 0 K: 0 S: 5 H: 0 LOB: 0 BB: 0 P: 6	R: 0 E: 0 K: 1 S: 10 H: 0 LOB: 0 BB: 0 P: 17	R: 0 E: 0 K: 0 S: 9 H: 1 LOB: 1 BB: 0 P: 15	R: 0 E: 0 K: 0 S: 8 H: 1 LOB: 1 BB: 0 P: 12	R: 0 E: 0 K: 1 S: 13 H: 1 LOB: 1 BB: 0 P: 19	1B: 6 2B: 1 3B: 0 HR: 0 SF: 0 SAC: 0 DP: 0 HBP: 0						WP: 0 PB: 0 SB: 0 CS: 0 PA: 34

livebaseballscorecards.com

AB	34
R	1
H	7
RBI	1
BB	0
SO	7
LOB	12

PITCHER		IP	WLS	BF	H	R	ER	SO	BB	IBB	HBP	BLK	WP	HR	S	P	ERA	WHIP
33 Javier Vazquez, R ERA: 2.95	(1, 1)	7.0	W	26	5	1	1	6	0	0	0	0	0	0	78	108	1.29	0.714
51 Michael Gonzalez, L ERA: 3.12	(8, 1)	1.0	H	4	1	0	0	0	0	0	0	0	0	0	8	12	0.00	1.000
Rafael Soriano, R ERA: 1.59	(9, 1)	1.0	S	4	1	0	0	1	0	0	0	0	0	0	13	19	0.00	1.000

PITCHER		IP	WLS	BF	H	R	ER	SO	BB	IBB	HBP	BLK	WP	HR	S	P	ERA	WHIP

Batter	1	2	3	4	5	6	7	8	9	AB	R	H	RBI	BB	SO	LOB
13 Nate McLouth, L (1, 8) OBP: 0.349, SLG: 0.484	B SI 90 X FF 91 1-0 ① G3-1		B FF 90 B SL 84 B SI 86 C FF 91 F FF 91 X FF 91 3-2 14 E 2B	C SL 84 X SI 89 0-1 ③ L8		B CU 72 B SL 85 C FF 86 X SL 84 2-1 ③ F8			B CU 81 C CU 80 X FS 84 1-1 14 1B 14 E 1B	5	2	2	0	0	0	4
14 Martín Prado, R (1, 5) OBP: 0.388, SLG: 0.506	C FF 92 C SI 91 B SL 86 F SI 92 B FF 92 B SI 88 B SI 90 4-2 18 G4-6-3 BB		C SL 86 X SL 86 0-1 E7 2-H 1B		C FF 89 S FF 90 B FF 91 B CU 78 B FF 88 S FF 89 3-3 ① K		B SI 86 B SI 87 B SI 87 C SI 88 B FF 87 4-1 16 S3-6-3-4 BB		C FF 90 1 SAFE B FF 88 X FF 90 1-1 E8 1-H 16 WP 1B	3	1	2	1	2	1	0
18 Garret Anderson, L (1, 7) OBP: 0.306, SLG: 0.400 Rafael Soriano, R (9, 1)	X SI 89 0-0 ② ③ G4-6-3 1-2f		B SI 91 D CU 77 B SL 85 B SL 83 4-0 BB		B SI 89 B SI 85 X FF 89 2-0 1B		C FF 86 D CU 73 C CU 72 S CU 73 1-3 ① K		X CU 81 0-0 ② G6-3	4 0	0 0	1 0	0 0	1 0	1 0	3 0
16 Brian McCann, L (1, 2) OBP: 0.380, SLG: 0.485		C SI 89 B CU 78 F FF 91 S CU 78 1-3 ① K	B SI 89 B FF 86 F FF 90 X SL 84 2-1 ③ F9		B FF 88 B SI 87 B FF 89 C FF 89 X FF 87 3-1 ② F9		1 SAFE S CU 73 F CU 74 X CU 74 0-2 ② ③ G3-6-3-4 1-2f		B CU 81 B CU 80 B FF 91 C FF 92 F CU 81 F FF 91 X CU 82 3-2 ③ G4-3 3-H	5	0	0	0	0	1	4
19 Yunel Escobar, R (1, 6) OBP: 0.354, SLG: 0.427		B FF 91 C FF 91 X FF 91 1-1 ② P3		C CU 77 X FF 92 0-1 7 22 FC1-6-3 G4-6-3 1B	B SL 85 X SL 82 1-0 ③ F7			B SI 89 F SI 90 S CH 82 B SI 93 F SI 92 X CH 82 2-2 ① F7		4	0	1	0	0	0	1
22 Casey Kotchman, L (1, 3) OBP: 0.345, SLG: 0.398	B SI 89 B SI 89 B SI 89 C FF 90 F SI 88 B SI 89 4-2 BB			C SI 89 1 SAFE B SI 86 1 SAFE F SL 83 D SI 89 X FF 89 2-2 ① G4-6-3 1-2		B FF 92 X SI 92 1-0 HR		B CH 82 B CH 84 B SI 91 B SI 92 4-0 BB		2	1	1	1	2	0	1
7 Jeff Francoeur, R (1, 9) OBP: 0.276, SLG: 0.337		F FF 91 F SL 85 F SL 83 S CU 77 0-3 ③ K		B CU 78 D SL 85 X SL 85 2-0 ② FC1-6-5 11 BB 2-3		C FC 90 S FF 94 B FC 89 B FF 94 F FC 89 X FF 93 2-2 ① P2		C CU 81 X CU 80 0-1 ② F7		4	0	0	0	0	1	3
26 Brooks Conrad, S (1, 4) OBP: 0.400, SLG: 0.786			C FF 90 S SL 84 F SL 82 X CU 76 0-2 ① G6-3	I IN 67 I IN 67 I IN 67 I IN 67 4-0 11 BB IBB		S FC 91 B FC 90 B FF 95 F FC 90 F FF 94 F FC 90 F FF 94 X FF 94 2-2 2B		S CH 84 B CU 80 B SI 92 F CH 84 X CH 83 2-2 ③ P6		3	0	1	0	1	0	1
11 Kenshin Kawakami, R (1, 1) OBP: 0.185, SLG: 0.120 58 Peter Moylan, R (7, 1) 51 Michael Gonzalez, R (8, 1) 1 Grégor Blanco, L (9, PH) OBP: 0.261, SLG: 0.238 (9, 7)			B FF 90 B FF 89 C SI 88 F FF 88 X FF 90 2-2 ② F9	C FF 90 D SL 85 B FF 89 B FF 88 B FF 89 4-1 1-2 2-3 BB		C FF 93 F FF 93 B FC 89 B CU 77 X FF 93 2-2 ② F7			S FF 90 C FF 90 B FF 89 B FS 83 B FF 90 F FF 90 S FF 91 3-3 ① K	2 0 0 1	0 0 0 0	0 0 0 0	0 0 0 0	1 0 0 0	0 0 0 1	1 0 0 0
Inning Stats	R: 0 E: 0 K: 0 S: 5 H: 0 LOB: 0 BB: 1 P: 10	R: 0 E: 0 K: 2 S: 11 H: 0 LOB: 1 BB: 1 P: 17	R: 1 E: 1 K: 0 S: 14 H: 2 LOB: 2 BB: 1 P: 25	R: 0 E: 0 K: 0 S: 9 H: 1 LOB: 3 BB: 2 P: 21	R: 0 E: 0 K: 1 S: 7 H: 1 LOB: 1 BB: 0 P: 16	R: 1 E: 0 K: 0 S: 16 H: 2 LOB: 1 BB: 0 P: 25	R: 0 E: 0 K: 1 S: 7 H: 0 LOB: 0 BB: 1 P: 12	R: 0 E: 0 K: 0 S: 9 H: 0 LOB: 1 BB: 1 P: 17	R: 2 E: 1 K: 1 S: 13 H: 2 LOB: 0 BB: 0 P: 21	1B: 5 2B: 2 3B: 0 HR: 1 SF: 0 SAC: 0 DP: 2 HBP: 0						WP: 1 PB: 0 SB: 0 CS: 0 PA: 40

PITCHER	IP	WLS	BF	H	R	ER	SO	BB	IBB	HBP	BLK	WP	HR	S	P	ERA	WHIP
22 Kevin Hart, R (1, 1) ERA: 1.69	5.0	L	23	4	1	1	3	4	1	0	0	0	0	46	89	1.80	1.600
37 Angel Guzman, R (6, 1) ERA: 2.67	0.2		4	2	1	1	0	0	0	0	0	0	1	14	21	13.50	3.000
45 Sean Marshall, L (6, 1) ERA: 4.12	1.1		4	0	0	0	1	1	0	0	0	0	0	9	16	0.00	0.750
47 Aaron Heilman, R (8, 1) ERA: 3.57	1.0		4	0	0	0	0	1	0	0	0	0	0	9	17	0.00	1.000
63 Kevin Gregg, R (9, 1) ERA: 3.43	1.0		5	2	2	0	1	0	0	0	0	1	0	13	21	0.00	2.000

PITCHER	IP	WLS	BF	H	R	ER	SO	BB	IBB	HBP	BLK	WP	HR	S	P	ERA	WHIP

TOP

Atlanta Braves @ Chicago Cubs

Wrigley Field, Chicago, IL

Wed Jul 08 2009, 1:20 PM CDT

Att. 40,531 - Overcast - 63 F

livebaseballscorecards.com

AB	33
R	4
H	8
RBI	2
BB	7
SO	5
LOB	18

Atlanta Braves @ Chicago Cubs

Wrigley Field, Chicago, IL

Wed Jul 08 2009, 1:20 PM CDT

Att. 40,531 - Overcast - 63 F

BOTTOM

livebaseballscorecards.com

Batter	1	2	3	4	5	6	7	8	9	AB	R	H	RBI	BB	SO	LOB
1 Kosuke Fukudome, L (1, 8) OBP: 0.382, SLG: 0.445	B FF 89 C FF 90 F FF 90 B FO 84 F FF 91 B CU 70 D SI 91 4-2 2 G6-4-3 BB			B FF 90 B FF 91 F FF 91 C FF 91 B FF 88 X FF 90 3-2 ① F9		X FF 89 0-0 HR		S SL 82 X SL 83 0-1 ② L6		3	1	1	1	1	0	1
2 Ryan Theriot, R (1, 6) OBP: 0.345, SLG: 0.415	1 SAFE B FF 90 B CU 70 B FF 91 C FF 90 X FF 91 3-1 ①② G6-4-3 1-2f			C FF 89 L FF 90 B FC 86 B FC 88 X CU 69 2-2 16 1B 1B		B FF 90 X FO 83 1-0 25 G5-4-3 1B		F FF 92 F FF 92 B SL 83 X FF 93 1-2 ③ G5-3		4	0	2	0	0	0	2
25 Derrek Lee, R (1, 3) OBP: 0.354, SLG: 0.504	C FF 91 F FF 91 X FO 84 0-2 ③ G5-3			1 SAFE B FO 84 C FF 91 C FF 91 S SI 85 1-3 ② K		C FF 91 X FO 85 0-1 ①② G5-4-3 1-2f			B FF 89 C FF 91 F FF 89 B SL 83 F FF 89 S SL 82 2-3 ① K	4	0	0	0	0	2	2
16 Aramis Ramirez, R (1, 5) OBP: 0.393, SLG: 0.538		B FF 90 F FO 83 X FO 83 1-1 ① F7		C FF 91 1 SAFE X FO 84 0-1 1-2 1B		X FO 84 0-0 ③ P4			B SL 80 F FF 89 X FC 88 1-1 ② F8	4	0	1	0	0	0	0
21 Milton Bradley, S (1, 9) OBP: 0.365, SLG: 0.374		X CU 70 0-0 ② F7		B SI 91 C CU 72 X FO 84 1-1 ③ G3-1			C SI 90 C SL 75 X CH 78 0-2 ① G4-3		B SL 81 B SI 92 B FF 90 C FF 92 T FF 91 S FF 92 3-3 ③ K	4	0	0	0	0	1	2
5 Jake Fox, R (1, 7) OBP: 0.357, SLG: 0.554		C FF 90 B SI 90 S CU 70 F FO 84 B SI 84 F CU 69 X FF 90 2-2 ③ P4			C CU 67 B CU 67 B FO 82 F CU 67 X FF 92 2-2 ① G6-3		S SL 75 X SI 90 0-1 17 G6-4-3 1B			3	0	1	0	0	0	0
28 Jeff Baker, R (1, 4) OBP: 0.143, SLG: 0.185 17 Mike Fontenot, L (7, PH) OBP: 0.309, SLG: 0.361 (8, 4)		C CU 68 C FO 84 B CU 69 X FF 90 1-2 ① G6-3			C SI 85 B FO 85 F FO 84 C CU 68 1-3 ② K		F SI 89 F SI 87 B SI 90 X SI 88 1-2 ②③ G6-4-3 1-2f			2 0 0 0 0 1 0 1 0 0 0 0 0 1						
55 Koyie Hill, S (1, 2) OBP: 0.337, SLG: 0.360		C FF 90 B FF 90 B SI 90 B FF 90 X FF 90 3-1 ② F9			T FF 89 B FC 88 F FF 90 B FF 90 B CU 69 4-2 BB			B SL 79 X FF 90 1-0 9 SH1-4 1B		2	0	1	0	1	0	0
22 Kevin Hart, R (1, 1) 6 Micah Hoffpauir, L (5, PH) OBP: 0.283, SLG: 0.430 37 Angel Guzman, R (6, 1) 45 Sean Marshall, L (6, 1) OBP: 0.231, SLG: 0.231 47 Aaron Heilman, R (8, 1) 9 Reed Johnson, R (8, PH) OBP: 0.333, SLG: 0.442 63 Kevin Gregg, R (9, 1)		C FF 89 C CU 68 B CU 68 F FF 90 F FC 85 X CU 69 1-2 ③ G5-3			B FO 84 B SI 91 X SI 91 2-0 ③ P5			X FF 89 0-0 ① SH1-4 1-2		1 0 0 0 0 0 0 1 0 0 0 0 0 1 0 0 0 0 0 0 0 0 0 0 0 0 0 0 0 0 0 0 0 0 0 0 0 0 0 0 0 0 0 0 0 0 0 0 0						

	AB	29
	R	1
	H	6
	RBI	1
	BB	2
	SO	4
	LOB	9

Inning Stats	1	2	3	4	5	6	7	8	9	1B: 5	SF: 0	WP: 0	PA: 32
R:	0	0		0	0	1	0	0	0	2B: 0	SAC: 1	PB: 0	
E:	0	0		0	0	0	0	0	0	3B: 0	DP: 3	SB: 0	
K:	0	0		0	1	0	0	1	2	HR: 1	HBP: 0	CS: 0	
S:	8	8		10	13	5	8	7	9				
H:	0	0		0	2	2	1	1	0				
LOB:	0	0		0	2	0	0	1	0				
BB:	1	0		0	0	0	0	0	2				
P:	15	11		15	20	6	9	9	15				

PITCHER		IP	WLS	BF	H	R	ER	SO	BB	IBB	HBP	BLK	WP	HR	S	P	ERA	WHIP
11 Kenshin Kawakami, R ERA: 4.26	(1, 1)	6.0	W	22	4	1	1	2	2	0	0	0	0	1	53	85	1.50	1.000
58 Peter Moylan, R ERA: 4.15	(7, 1)	1.0	H	3	1	0	0	0	0	0	0	0	0	0	8	9	0.00	1.000
51 Michael Gonzalez, L ERA: 3.05	(8, 1)	1.0	H	4	1	0	0	0	0	0	0	0	0	0	7	9	0.00	1.000
Rafael Soriano, R ERA: 1.55	(9, 1)	1.0	S	3	0	0	0	2	0	0	0	0	0	0	9	15	0.00	0.000

PITCHER	IP	WLS	BF	H	R	ER	SO	BB	IBB	HBP	BLK	WP	HR	S	P	ERA	WHIP

Atlanta Braves @ Colorado Rockies

Coors Field, Denver, CO

Thu Jul 09 2009, 6:40 PM MDT

Att. 30,392 - Partly Cloudy - 79 F

livebaseballscorecards.com

Batter	1	2	3	4	5	6	7	8	9	AB	R	H	RBI	BB	SO	LOB
13 Nate McLouth, L (1, 8) OBP: 0.350, SLG: 0.481	B SI 90 F SI 90 X SI 90 1-1 ① G1-3		C SI 90 B CU 75 S FF 93 B SI 91 X SI 91 2-2 18 G4-3, 14 E, 1B	B SI 94 B FF 92 B CU 74 B SI 92 4-0 14 1B, BB		B SI 89 B SI 89 B SI 89 B SI 89 C FF 91 X SI 90 3-1 ② FC8-6 14 1B 1-2f		C SL 80 C SL 81 S SL 81 0-3 ② K		4	0	1	0	1	1	3
14 Martín Prado, R (1, 5) OBP: 0.389, SLG: 0.503	C SI 90 F CU 79 B SI 93 S SI 92 1-3 ② K		1 SAFE C SI 89 X SI 90 0-1 FC4 18 G4-3, 1-2	C SI 90 X SI 91 0-1 1-3 3-H, 1B		C SI 90 B SI 90 1 SAFE F SI 90 F SI 92 X SI 92 1-2 1-3 1B		B SL 84 X SL 84 1-0 ③ FC4-6 1-2f		5	0	2	1	0	1	3
18 Garret Anderson, L (1, 7) OBP: 0.304, SLG: 0.400	C SI 92 B CU 82 B SI 93 F SI 91 X CU 78 2-2 ③ G1		X SI 92 0-0 ① G4-3 1-2 2-3	X SI 89 0-0 ③ F8		B FF 93 C FF 92 X FF 93 1-1 ③ L7			C SI 93 X CH 84 0-1 16 G4-3, 27 G1, 2B	5	1	1	0	0	0	6
16 Brian McCann, L (1, 2) OBP: 0.380, SLG: 0.485		C SI 91 X SI 90 0-1 ① 19 3B, 2B	B FF 90 B SI 91 F SI 90 B FF 89 B SI 92 4-1 19 G4-6-3, BB		F FF 92 F FF 92 B CU 77 F FF 90 S SL 91 1-3 ① K		F FF 91 C CU 69 X CU 73 0-2 ① F7		X SI 92 0-0 ① G4-3 2-3	4	1	1	0	1	1	1
19 Yunel Escobar, R (1, 6) OBP: 0.355, SLG: 0.435 27 Diory Hernandez, R (4, 6) OBP: 0.186, SLG: 0.218		L SI 90 B SI 92 X CU 82 1-1 ② FC5-4 2-H, 3B	X SI 93 0-0 ② ③ G4-6-3 1-2f		B SI 91 X SI 90 1-0 ② F7		B FF 90 X FF 88 1-0 ② F7		B SI 94 F SI 93 T SL 86 D SL 85 X SL 86 2-2 ② G1 3-H	2 3	1 0	1 0	1 1	0 0	0 0	3 0
22 Casey Kotchman, L (1, 3) OBP: 0.346, SLG: 0.395		B FF 92 B SI 92 C SI 91 B SI 91 S SI 91 B SI 90 4-2 FC5-4, BB	B SI 90 C SI 90 B SI 89 X SI 90 2-1 2B, 1B	C SI 91 B FF 89 X SI 91 1-1 ③ G3-1		C FF 93 B CU 72 B FF 91 X FF 90 2-1 ③ F8			B SI 93 C SI 93 C CH 85 F SI 95 X CH 85 1-2 ③ G1-3	4	1	1	0	1	0	0
Jeff Francoeur, R (1, 9) OBP: 0.282, SLG: 0.352		C SI 90 X SI 92 0-1 ① FC5-4 26 G2-3, 1-2f 3-H	S SI 91 X SI 92 0-1 48 G5-3, 14 1B, 1-H 2B			X SI 90 0-0 26 1B, 2B		C CU 78 B CU 78 B FF 93 S FF 92 F CU 79 X CU 78 2-2 2B		4	2	3	2	0	0	1
26 Brooks Conrad, S (1, 4) OBP: 0.368, SLG: 0.667		C SI 89 F SI 91 F X 0-2 ② G2-3 1-2	B SI 92 X SI 91 1-0 ① P6			C SI 91 X SI 91 0-1 13 FC8-6, 2-H, 1B		X FF 91 0-0 ① B1		4	0	1	1	0	0	3
48 Tommy Hanson, R (1, 1) OBP: 0.143, SLG: 0.143 36 Boone Logan, R (6, 1) 58 Peter Moylan, R (7, 1) 34 Eric O'Flaherty, L (7, 1) 10 Chipper Jones, S (8, PH) OBP: 0.410, SLG: 0.472 1 Grégor Blanco, L (8, PR) OBP: 0.261, SLG: 0.238 51 Michael Gonzalez, R (8, 1) 54 Kris Medlen, S (8, 1)		B SI 92 C SI 91 F SI 92 X SI 93 1-2 ③ L3	F SI 92 D CU 79 S FF 92 X SI 92 1-2 ② G5-3 2-3			1 SAFE B SI 89 L SI 88 C SI 88 M SI 90 1-3 ① K		I IN 79 I IN 78 I IN 79 I IN 79 4-0 14 FC4-6, IBB		3 0 0 0 0 0 0 0 0	0 0 0 0 0 0 0 0 0	0 0 0 0 0 0 0 0 0	0 0 0 0 1 0 0 0 0	1 0 0 0 0 0 0 0 0	0 0 0 0 0 0 0 0 0	3 0 0 0 0 0 0 0 0
Inning Stats	R: 0 E: 0 K: 1 S: 8 H: 0 LOB: 0 BB: 0 P: 12	R: 2 E: 0 K: 0 S: 15 H: 2 LOB: 1 BB: 1 P: 21	R: 0 E: 1 K: 0 S: 8 H: 1 LOB: 2 BB: 1 P: 14	R: 2 E: 0 K: 0 S: 11 H: 3 LOB: 2 BB: 1 P: 19	R: 0 E: 0 K: 1 S: 7 H: 0 LOB: 0 BB: 0 P: 10	R: 1 E: 0 K: 1 S: 14 H: 3 LOB: 2 BB: 0 P: 20	R: 0 E: 0 K: 0 S: 6 H: 0 LOB: 0 BB: 0 P: 9	R: 0 E: 0 K: 1 S: 9 H: 1 LOB: 2 BB: 1 P: 16	R: 1 E: 0 K: 0 S: 10 H: 1 LOB: 0 BB: 0 P: 13	1B: 5 2B: 5 3B: 1 HR: 0 SF: 0 SAC: 0 DP: 1 HBP: 0						

TOP		
AB	38	
R	6	
H	11	
RBI	6	
BB	4	
SO	4	
LOB	23	

PITCHER		IP	WLS	BF	H	R	ER	SO	BB	IBB	HBP	BLK	WP	HR	S	P	ERA	WHIP
28 Aaron Cook, R ERA: 3.98	(1, 1)	5.2		29	9	5	5	3	3	0	0	0	0	0	61	93	7.94	2.118
56 Franklin Morales, L ERA: 2.7	(6, 1)	1.1		4	0	0	0	0	0	0	0	0	0	0	8	12	0.00	0.000
52 Joel Peralta, R ERA: 4.76	(8, 1)	0.1		3	1	0	0	0	0	1	0	0	0	0	5	11	0.00	3.000
41 Alan Embree, L ERA: 6.0	(8, 1)	0.1		1	0	0	0	1	0	0	0	0	0	0	3	3	0.00	0.000
58 Juan Rincon, R ERA: 4.86	(8, 1)	0.1	W	1	0	0	0	0	0	0	0	0	0	0	1	2	0.00	0.000

PITCHER		IP	WLS	BF	H	R	ER	SO	BB	IBB	HBP	BLK	WP	HR	S	P	ERA	WHIP
16 Huston Street, R ERA: 2.82	(9, 1)	1.0	S	4	1	1	1	0	0	0	0	0	0	0	10	13	9.00	1.000

WP: 0 PA: 42
PB: 0
SB: 0
CS: 0

Atlanta Braves @ Colorado Rockies

Coors Field, Denver, CO

Thu Jul 09 2009, 6:40 PM MDT

Att. 30,392 - Partly Cloudy - 79 F

livebaseballscorecards.com

BOTTOM

Batter	1	2	3	4	5	6	7	8	9	AB	R	H	RBI	BB	SO	LOB
24 Dexter Fowler, S (1, 8) OBP: 0.352, SLG: 0.383	B FF 92 X FF 93 1-0 ① G3		B CU 74 C FF 92 B CH 82 C SL 81 X FF 94 2-2 12 CS 1B		L CH 82 B CU 74 B CH 83 F FF 94 B CU 75 F CH 83 X FF 94 3-2 ② F8		B SI 90 B SI 90 X SI 90 2-0 12 S 12 2B 1B	C CU 78 B FF 91 B CH 83 F CH 82 B FF 92 B SI 91 4-2 BB		4	1	2	0	1	0	0
12 Clint Barmes, R (1, 4) OBP: 0.325, SLG: 0.488	B FF 94 C X 1-1 ② F7		1 SAFE 1 SAFE B FF 91 C SL 82 1 SAFE B FF 90 S CH 83 B FF 93 S FF 94 1-2 3-3 ②③ K		B FF 94 F CH 84 F FF 92 F CU 76 B CU 75 F FF 94 X FF 92 2-2 2B		B SI 87 1 SAFE C SI 88 B SI 89 F SL 76 X SL 78 2-2 1-H 2B	C FF 92 X CH 83 0-1 ③ G5-3		5	0	2	1	0	1	3
17 Todd Helton, L (1, 3) OBP: 0.396, SLG: 0.505	C FF 92 C X 0-2 ③ F8			B FF 91 X SL 82 1-0 2 G5-3 11 BB 1B	F FF 93 B CH 83 C CU 77 F FF 94 F CU 76 F FF 92 B CH 82 X FF 93 2-2 ③ F9		B FF 90 F CH 83 B B S CH 84 S FF 92 3-3 ② K			4	0	1	0	0	1	2
11 Brad Hawpe, L (1, 9) OBP: 0.399, SLG: 0.577		B FF 91 C FF 91 C CU 75 X SL 81 1-2 ① L7		B FF 89 B FF 91 B FF 91 B FF 90 4-0 2 G5-3 20 3B 1-2 BB		C SL 78 S SL 79 B FF 93 X SL 80 1-2 ① G4-3	S CH 82 B SI 90 B SL 83 X CH 83 2-1 ③ G4-3			3	1	0	0	1	0	1
2 Troy Tulowitzki, R (1, 6) OBP: 0.339, SLG: 0.476		C FF 92 F FF 94 B FF 92 F CU 76 X SL 83 1-2 9 HR 3B		B SL 80 C CH 83 F SL 80 B FF 92 X CU 74 2-2 ①② G5-3 1-2 2-3f		F FF 92 X FF 92 0-1 ② F8		C CH 83 B SI 90 B SL 78 S SL 77 B SI 92 C SL 80 3-3 ① K		4	1	1	0	0	1	2
9 Ian Stewart, L (1, 5) OBP: 0.302, SLG: 0.493		X FF 91 0-0 3-H HR		D FF 93 F SL 82 B FF 93 B CH 83 B SL 84 4-1 20 3B BB		C SL 77 B CH 83 B FF 93 B SL 78 B FF 92 4-1 20 1B BB		B FF 91 B SL 81 B SI 91 C CH 87 F FF 89 B SL 81 4-2 20 HBP 27 2B BB		1	3	1	2	3	0	0
20 Chris Iannetta, R (1, 2) OBP: 0.351, SLG: 0.473		F FF 92 X SL 82 0-1 ② F7		B FF 93 S SL 82 B FF 94 B FF 93 X SL 82 3-1 1-H 2-H 3B		B FF 93 B FF 92 X CH 83 2-0 1-2 1B		H SL 76 1-0 1-2 27 2B HBP		3	1	2	2	0	0	0
5 Carlos González, L (1, 7) OBP: 0.292, SLG: 0.350		C FF 91 X CH 83 0-1 ③ G5-3		B CU 74 C CU 74 F FF 92 D SL 82 X CH 83 2-2 ③ F9		X SL 79 0-0 ③ G3-1		C SI 93 S SL 85 B FF 94 F SL 85 F SI 95 F FF 96 B SL 85 X FF 94 2-2 ② P6		4	0	0	0	0	0	5
28 Aaron Cook, R (1, 1) OBP: 0.171, SLG: 0.125 56 Franklin Morales, L (6, 1) OBP: 0.500, SLG: 0.500 19 Ryan Spilborghs, R (7, PH) OBP: 0.324, SLG: 0.425 52 Joel Peralta, R (8, 1) 41 Alan Embree, L (8, 1) 58 Juan Rincon, R (8, 1) 27 Garrett Atkins, R (8, PH) OBP: 0.393, SLG: 0.339 16 Huston Street, R (9, 1)			C FF 92 C FF 92 S SL 80 0-3 ① K		C FF 92 X FF 92 0-1 ① G4-3		C SI 89 S SL 77 B SL 78 B SI 91 F SI 89 F SI 91 X SI 90 3-2 ① G4-3	B SI 93 C SL 78 B SL 84 C SL 79 X SL 86 2-2 1-H 2-H 2B		2 0 1 0 0 0 0 1 0	0 0 0 0 0 0 0 0 0	0 0 0 0 0 0 0 1 0	0 0 0 0 0 0 0 0 0	1 0 0 0 0 0 0 0 0	0 0 0 0 0 0 0 0 0	0 0 0 0 0 0 0 0 0
Inning Stats	R: 0 E: 0 K: 0 S: 6 H: 0 LOB: 0 BB: 0 P: 8	R: 2 E: 0 K: 0 S: 12 H: 2 LOB: 0 BB: 0 P: 14	R: 0 E: 0 K: 2 S: 9 H: 1 LOB: 0 BB: 0 P: 14	R: 2 E: 0 K: 0 S: 10 H: 2 LOB: 1 BB: 2 P: 26	R: 0 E: 0 K: 0 S: 17 H: 1 LOB: 1 BB: 0 P: 24	R: 0 E: 0 K: 0 S: 8 H: 1 LOB: 2 BB: 1 P: 15	R: 1 E: 0 K: 1 S: 14 H: 2 LOB: 1 BB: 0 P: 26	R: 2 E: 0 K: 1 S: 18 H: 1 LOB: 2 BB: 2 P: 34		1B: 4 2B: 3 3B: 2 HR: 1 SF: 0 SAC: 0 DP: 1 HBP: 1				WP: 0 PB: 0 SB: 1 CS: 1 PA: 38		

	AB	32
	R	7
	H	10
	RBI	7
	BB	5
	SO	4
	LOB	13

PITCHER		IP	WLS	BF	H	R	ER	SO	BB	IBB	HBP	BLK	WP	HR	S	P	ERA	WHIP
48 Tommy Hanson, R ERA: 2.85	(1, 1)	5.0		21	6	4	4	2	2	0	0	0	0	1	54	86	7.20	1.600
36 Boone Logan, L ERA: 3.86	(6, 1)	1.0	H	5	1	0	0	0	1	0	0	0	0	0	8	15	0.00	2.000
58 Peter Moylan, R ERA: 4.37	(7, 1)	0.1	B	3	2	1	1	0	0	0	0	0	0	0	9	16	27.00	6.000
34 Eric O'Flaherty, L ERA: 3.52	(7, 1)	0.2		2	0	0	0	1	0	0	0	0	0	0	5	10	0.00	0.000
51 Michael Gonzalez, L ERA: 3.43	(8, 1)	0.2	L	5	1	2	2	1	1	0	1	0	0	0	14	26	27.00	3.000

PITCHER		IP	WLS	BF	H	R	ER	SO	BB	IBB	HBP	BLK	WP	HR	S	P	ERA	WHIP
54 Kris Medlen, R ERA: 5.72	(8, 1)	0.1		2	0	0	0	0	1	0	0	0	0	0	4	8	0.00	3.000

Atlanta Braves @ Colorado Rockies

Coors Field, Denver, CO

Fri Jul 10 2009, 7:10 PM MDT

Att. 35,238 - Partly Cloudy - 86 F

TOP

livebaseballscorecards.com

Batter	1	2	3	4	5	6	7	8	9	AB	R	H	RBI	BB	SO	LOB
13 Nate McLouth, L (1, 8) OBP: 0.344, SLG: 0.473	C SI 93 F SL 88 B SI 98 F CH 88 B SL 91 F C 2-3 K	F SL 87 B FF 98 B CH 87 F FF 95 X CH 89 2-2 E1 2-3			B SI 93 C SL 85 B SI 96 F FF 95 S CH 88 2-3 K		X SL 81 0-0 G3-1	C SL 86 B SL 87 S FF 93 X SL 87 1-2 FC3-6 1-2f		5	0	0	0	0	2	4
14 Martín Prado, R (1, 3) OBP: 0.394, SLG: 0.503	B SI 99 X FF 98 1-0 10 1B 18 2B 1B	C FF 96 X FF 97 0-1 G5-3			C SI 97 B FF 96 S SL 87 S CH 88 1-3 K		B FF 93 C FF 92 B SL 80 F FF 92 B FF 94 X FF 92 3-2 1B		C B FC 84 F SI 87 B FC 84 B FC 84 B SI 87 4-2 10 G4-3 BB	4	1	2	0	1	1	3
10 Chipper Jones, S (1, 5) OBP: 0.410, SLG: 0.469	X FF 96 0-0 18 2B 1-2 1B	X SI 97 0-0 G4-3			B CU 78 F SI 97 B FF 96 B SL 86 C CH 88 B SI 98 4-2 1-2 BB		B FF 90 C CH 82 B CU 80 F FF 91 X CH 82 2-2 G6-3		X SI 86 0-0 G4-3 1-2f	4	1	1	0	1	0	2
16 Brian McCann, L (1, 2) OBP: 0.377, SLG: 0.483	C SI 97 D SL 89 B CH 88 X CH 89 2-1 F7	C FF 94 S SI 96 F CU 78 C SI 98 0-3			S SL 86 S FF 98 X CH 89 0-2 G3			C SL 84 X FF 92 0-1 27 2B 2B	B FF 86 C FC 85 X CH 82 1-1 L3	5	1	1	0	0	1	4
18 Garret Anderson, L (1, 7) OBP: 0.307, SLG: 0.406	B SL 88 X SL 88 1-0 1-H 2-H 2B	C CU 79 X SI 99 0-1 G1-5-3				B SI 95 B CU 77 X FF 95 2-0 27 FC5-4 1B		F SL 87 F SL 86 B FF 94 S SL 88 1-3 K		4	0	2	2	0	1	1
23 Matt Diaz, R (1, 9) OBP: 0.377, SLG: 0.465	B FF 98 B SL 88 B SI 98 C SI 97 F FF 98 F SI 98 C FF 98 3-3 K			B SI 95 B SL 86 X SI 96 2-0 G5-3		S FF 97 F FF 94 F FF 96 S FF 97 0-3 K		B SL 86 B SL 86 S SL 88 B SL 88 B SL 88 4-1 27 2B BB		3	1	0	0	1	2	2
26 Brooks Conrad, S (1, 4) OBP: 0.348, SLG: 0.591		B SI 93 F SI 95 X FF 94 1-1 27 FC4-6 1B		F SL 86 B CU 77 S CH 87 S CH 89 1-3 K		X SI 96 0-0 P6		B SL 87 C FF 92 F FF 93 B SL 89 S SL 88 2-3 K		4	0	1	0	0	2	3
27 Diory Hernandez, R (1, 6) OBP: 0.190, SLG: 0.237		1 SAFE X FF 95 0-0 FC4-6 13 E 32 SH3-4 1-2f		B FF 96 C SI 97 B SI 96 F FF 97 S SL 88 2-3 K		B SL 87 B SL 82 C FF 96 X CH 86 2-1 FC5-4 1-2f		B SL 87 X FF 93 1-0 1-H 2-H 2B		4	0	1	2	0	1	2
32 Derek Lowe, R (1, 1) OBP: 0.258, SLG: 0.179 1 Grégor Blanco, L (7, PH) OBP: 0.255, SLG: 0.233 46 Manny Acosta, R (7, 1) 34 Eric O'Flaherty, L (8, 1) Rafael Soriano, R (9, 1)		B SI 94 X FF 94 1-0 SH3-4 1-2			B SI 94 C SI 95 S FF 96 B SL 87 X FF 97 2-2 10 BB 1B		C X SL 79 0-1 F7	B FF 93 B FF 93 B FF 91 C FF 92 B FF 92 4-1 13 FC3-6 BB		1 1 0 0 0	0 0 0 0 0	1 0 0 0 0	0 0 0 0 0	0 0 1 0 0	0 0 0 0 0	0 0 0 0 0

Inning Stats	1	2	3	4	5	6	7	8	9
	R: 2 E: 0 K: 2 S: 14	H: 3 LOB: 1 BB: 0 P: 23	R: 0 E: 1 K: 0 S: 9	H: 1 LOB: 2 BB: 0 P: 13	R: 0 E: 0 K: 1 S: 7	H: 0 LOB: 0 BB: 0 P: 7	R: 0 E: 0 K: 2 S: 7	H: 0 LOB: 0 BB: 0 P: 12	R: 0 E: 0 K: 2 S: 14	H: 1 LOB: 2 BB: 1 P: 23	R: 0 E: 0 K: 1 S: 8	H: 1 LOB: 1 BB: 0 P: 12	R: 0 E: 0 K: 0 S: 9	H: 1 LOB: 1 BB: 0 P: 14	R: 2 E: 0 K: 2 S: 14	H: 2 LOB: 2 BB: 2 P: 27	R: 0 E: 0 K: 0 S: 5	H: 0 LOB: 0 BB: 1 P: 10

1B: 6	SF: 0
2B: 3	SAC: 1
3B: 0	DP: 1
HR: 0	HBP: 0

WP: 0	PA: 40
PB: 0	
SB: 0	
CS: 0	

AB	35
R	4
H	9
RBI	4
BB	4
SO	10
LOB	21

PITCHER		IP	WLS	BF	H	R	ER	SO	BB	IBB	HBP	BLK	WP	HR	S	P	ERA	WHIP
38 Ubaldo Jiménez, R ERA: 3.81	(1, 1)	6.0	L	26	6	2	2	8	1	0	0	0	0	0	59	90	3.00	1.167
41 Alan Embree, L ERA: 5.84	(7, 1)	0.2		3	1	0	0	0	0	0	0	0	0	0	6	9	0.00	1.500
31 Matt Daley, R ERA: 4.95	(7, 1)	0.1		1	0	0	0	0	0	0	0	0	0	0	3	5	0.00	0.000
58 Juan Rincon, R ERA: 5.6	(8, 1)	1.0		7	2	2	2	2	2	0	0	0	0	0	14	27	18.00	4.000
51 Josh Fogg, R ERA: 1.86	(9, 1)	1.0		3	0	0	0	0	1	0	0	0	0	0	5	10	0.00	1.000

PITCHER		IP	WLS	BF	H	R	ER	SO	BB	IBB	HBP	BLK	WP	HR	S	P	ERA	WHIP

Atlanta Braves @ Colorado Rockies

Coors Field, Denver, CO

Fri Jul 10 2009, 7:10 PM MDT

Att. 35,238 - Partly Cloudy - 86 F

livebaseballscorecards.com

BOTTOM

Batter	1	2	3	4	5	6	7	8	9	AB	R	H	RBI	BB	SO	LOB
24 Dexter Fowler, S (1, 8) OBP: 0.350, SLG: 0.381	G3		L7			F8		1B		4	0	1	0	0	0	0
12 Clint Barmes, R (1, 4) OBP: 0.321, SLG: 0.481	G6-3		G6-3			G6-3		L8		4	0	0	0	0	0	2
17 Todd Helton, L (1, 3) OBP: 0.395, SLG: 0.512	F7			G3-1		HR		K		4	1	1	1	0	1	2
11 Brad Hawpe, L (1, 9) OBP: 0.397, SLG: 0.572		9 FC4-6 2 1B 1B		L7		K		K		4	0	1	0	0	2	2
2 Troy Tulowitzki, R (1, 6) OBP: 0.337, SLG: 0.473		9 FC4-6 1-2 1B		K			F8		K	4	0	1	0	0	2	0
9 Ian Stewart, L (1, 5) OBP: 0.302, SLG: 0.487		FC4-6 1-2f 2-3			5 G6-4-3 20 1B BB		G1-3		K	3	0	0	0	1	1	2
20 Chris Iannetta, R (1, 2) OBP: 0.354, SLG: 0.474		K			5 G6-4-3 1-2 1B		1B		F8	4	0	2	0	0	1	2
5 Carlos González, L (1, 7) OBP: 0.283, SLG: 0.337		G4-3			G6-4-3 1-2f 2-3		K			3	0	0	0	0	1	5
38 Ubaldo Jiménez, R (1, 1) OBP: 0.323, SLG: 0.276			K		K			24 1B 2B		2	0	0	0	0	2	1
41 Alan Embree, L (7, 1)										0	0	0	0	0	0	0
31 Matt Daley, R (7, 1)										0	0	0	0	0	0	0
58 Juan Rincon, R (8, 1)										0	0	0	0	0	0	0
7 Seth Smith, L (8, PH) OBP: 0.407, SLG: 0.493										1	0	1	0	0	0	0
51 Josh Fogg, R (9, 1)										0	0	0	0	0	0	0

	AB	33
	R	1
	H	7
	RBI	1
	BB	1
	SO	10
	LOB	16

Inning Stats	1	2	3	4	5	6	7	8	9
	R: 0 H: 0 E: 0 LOB: 0 K: 0 BB: 0 S: 9 P: 16	R: 0 H: 2 E: 0 LOB: 2 K: 1 BB: 0 S: 10 P: 14	R: 0 H: 0 E: 0 LOB: 0 K: 1 BB: 0 S: 6 P: 11	R: 0 H: 0 E: 0 LOB: 0 K: 1 BB: 0 S: 6 P: 12	R: 0 H: 1 E: 0 LOB: 1 K: 1 BB: 1 S: 10 P: 17	R: 1 H: 1 E: 0 LOB: 0 K: 1 BB: 0 S: 12 P: 18	R: 0 H: 1 E: 0 LOB: 1 K: 1 BB: 0 S: 8 P: 15	R: 0 H: 2 E: 0 LOB: 2 K: 2 BB: 0 S: 19 P: 30	R: 0 H: 0 E: 0 LOB: 0 K: 2 BB: 0 S: 11 P: 18

1B: 5	SF: 0	WP: 0	PA: 34
2B: 1	SAC: 0	PB: 0	
3B: 0	DP: 1	SB: 1	
HR: 1	HBP: 0	CS: 0	

PITCHER		IP	WLS	BF	H	R	ER	SO	BB	IBB	HBP	BLK	WP	HR	S	P	ERA	WHIP
32 Derek Lowe, R ERA: 4.39	(1, 1)	6.0	W	22	4	1	1	5	1	0	0	0	0	1	53	88	1.50	0.833
46 Manny Acosta, R ERA: 1.96	(7, 1)	1.1	H	7	3	0	0	1	0	0	0	0	0	0	18	31	0.00	2.250
34 Eric O'Flaherty, L ERA: 3.45	(8, 1)	0.2	H	2	0	0	0	2	0	0	0	0	0	0	9	14	0.00	0.000
Rafael Soriano, R ERA: 1.51	(9, 1)	1.0	S	3	0	0	0	2	0	0	0	0	0	0	11	18	0.00	0.000

PITCHER	IP	WLS	BF	H	R	ER	SO	BB	IBB	HBP	BLK	WP	HR	S	P	ERA	WHIP

Batter	1	2	3	4	5	6	7	8	9	AB	R	H	RBI	BB	SO	LOB
13 Nate McLouth, L (1, 8) OBP: 0.342, SLG: 0.475	B SI 90 C SI 89 X SL 86 1-1 G3-1 ①	C SI 90 B SL 87 C SI 91 B SL 86 S SL 86 2-3 K ③			B SI 91 C SI 88 B SL 85 F SI 90 F SL 85 F SL 85 F SI 92 B SL 85 T SL 86 3-2 K ①		F FF 91 F SL 84 B FF 91 X SL 84 1-2 16 SF7 3B		X FF 91 0-0 G4-3 ②	5	1	1	0	0	2	3
14 Martín Prado, R (1, 3) OBP: 0.389, SLG: 0.495	C SI 91 C SI 90 C SL 85 0-3 K ②		C SI 89 B SL 81 X SI 89 1-1 F7 ①		X SI 92 0-0 16 SF8 10 BB 1-2 1B		F FF 92 X SI 94 0-1 G4-3 ①		B FF 92 B FF 90 X FF 93 2-0 F8 ③	5	0	1	0	0	1	1
10 Chipper Jones, S (1, 5) OBP: 0.414, SLG: 0.473	C SL 86 X CH 84 0-1 G3 ③		B SL 85 C SL 85 X SI 90 1-1 16 G4-3 2B		B SI 92 B SI 91 F SI 91 F SI 92 D SL 86 B SL 85 4-2 16 SF8 1-2 2-3 BB		I I IN 74 I IN 74 I IN 74 4-0 IBB			2	0	1	0	2	0	0
16 Brian McCann, L (1, 2) OBP: 0.375, SLG: 0.487		B SI 89 B SI 88 X 2-0 18 G3 26 1B 2B	B SI 90 D SL 86 F SI 91 F B F X 3-2 G4-3 ② 2-3		B SL 86 C SI 91 X SL 86 1-1 SF8 ② 1-2 2-3 3-H		C FF 92 B FF 93 B FF 92 F SI 92 F FF 94 X FF 94 2-2 SF7 ② 3-H			2	1	1	2	0	0	1
18 Garret Anderson, L (1, 7) OBP: 0.306, SLG: 0.401		C SI 90 F SL 86 B SI 92 X SI 92 1-2 G3 ① 2-3	B B SI 90 X SI 90 2-0 G4-3 ③		B SI 91 B SI 90 C SL 86 B SI 90 B SI 90 4-1 BB		F SL 82 X SL 85 0-1 G4-3 ③			3	0	0	0	1	0	3
25 Ryan Church, L (1, 9) OBP: 0.327, SLG: 0.369		B SI 90 C SI 91 B SI 90 B SI 90 X SI 90 3-1 G4-3 ②		B SI 88 C SI 90 X SL 86 1-1 F7 ①	B SI 91 X SI 88 1-0 F7 ③			C B X FS 81 1-1 L3 ①		4	0	0	0	0	0	4
26 Brooks Conrad, S (1, 4) OBP: 0.333, SLG: 0.538		B SI 90 B SI 91 B SI 90 C SI 90 X SI 91 3-1 27 1B 49 1B 1B 3-H		B SI 90 C SI 89 X SI 91 1-1 L4 ②		X SI 88 0-0 L6 ①		B C X FF 91 1-1 F8 ②		4	1	1	1	0	0	0
27 Diory Hernandez, R (1, 6) OBP: 0.194, SLG: 0.238		D SI 91 X SI 90 1-0 49 1B 1-2 1B		L SL 85 X SL 86 0-1 F9 ③		B SI 89 C SL 86 S SL 85 B SL 84 B SL 85 S SL 83 3-3 K ②		B F CU 78 F FF 92 X FS 80 1-2 L7 ③		4	0	1	0	0	1	0
49 Jair Jurrjens, R (1, 1) OBP: 0.231, SLG: 0.216 58 Peter Moylan, R (7, 1) 34 Eric O'Flaherty, L (8, 1) 46 Manny Acosta, R (8, 1) 23 Matt Diaz, R (9, PH) OBP: 0.375, SLG: 0.462 Rafael Soriano, R (9, 1)		S SI 90 X SI 90 0-1 1-2 2-H 1B			B SI 89 X SI 88 1-0 10 BB 14 1B 16 SF8 1B	B SL 81 B SI 90 C SI 88 X SI 90 2-1 G1-3 ③			B FF 91 B FF 91 S FF 91 X CU 78 2-1 G4-3 ①	3 0 0 0 1 0	1 0 0 0 0 0	2 0 0 0 0 0	1 0 0 0 0 0	0 0 0 0 0 0	0 0 0 0 0 0	0 0 0 0 0 0
Inning Stats	R: 0 E: 0 K: 1 S: 7 H: 0 LOB: 0 BB: 0 P: 8	R: 2 E: 0 K: 1 S: 14 H: 4 LOB: 2 BB: 0 P: 26	R: 0 E: 0 K: 0 S: 9 H: 1 LOB: 1 BB: 0 P: 16	R: 0 E: 0 K: 0 S: 6 H: 0 LOB: 0 BB: 0 P: 8	R: 1 E: 0 K: 1 S: 14 H: 2 LOB: 3 BB: 2 P: 28	R: 0 E: 0 K: 1 S: 6 H: 0 LOB: 0 BB: 0 P: 11	R: 1 E: 0 K: 0 S: 11 H: 1 LOB: 1 BB: 1 P: 18	R: 0 E: 0 K: 0 S: 7 H: 0 LOB: 0 BB: 0 P: 10	R: 0 E: 0 K: 0 S: 4 H: 0 LOB: 0 BB: 0 P: 8	1B: 5 2B: 2 3B: 1 HR: 0 SF: 2 SAC: 0 DP: 0 HBP: 0						

PITCHER	IP	WLS	BF	H	R	ER	SO	BB	IBB	HBP	BLK	WP	HR	S	P	ERA	WHIP
21 Jason Marquis, R (1, 1) ERA: 3.65	6.0	L	27	7	3	3	4	2	0	0	0	0	0	56	97	4.50	1.500
34 Matt Belisle, R (7, 1) ERA: 8.35	1.0		5	1	1	1	0	0	1	0	0	0	0	11	18	9.00	1.000
52 Joel Peralta, R (8, 1) ERA: 4.42	1.1		4	0	0	0	0	0	0	0	0	0	0	9	14	0.00	0.000
56 Franklin Morales, L (9, 1) ERA: 2.53	0.2		2	0	0	0	0	0	0	0	0	0	0	2	4	0.00	0.000

PITCHER	IP	WLS	BF	H	R	ER	SO	BB	IBB	HBP	BLK	WP	HR	S	P	ERA	WHIP

TOP

Atlanta Braves @ Colorado Rockies

Coors Field, Denver, CO

Sat Jul 11 2009, 6:10 PM MDT

Att. 38,065 - Cloudy - 80 F

livebaseballscorecards.com

AB	33
R	4
H	8
RBI	4
BB	3
SO	4
LOB	12

WP: 0 PA: 38
PB: 0
SB: 0
CS: 0

Atlanta Braves @ Colorado Rockies

Coors Field, Denver, CO

Sat Jul 11 2009, 6:10 PM MDT

Att. 38,065 - Cloudy - 80 F

livebaseballscorecards.com

Batter	1	2	3	4	5	6	7	8	9	AB	R	H	RBI	BB	SO	LOB
24 Dexter Fowler, S (1, 8) OBP: 0.354, SLG: 0.391	3-2 G4-3 11 17 S 1B		2-1 3B			4-2 12 L6-3 BB	3-1 G6-3 ② 1-2 2-3 3-H		1-3 K ②	4	0	2	0	1	1	2
12 Clint Barmes, R (1, 4) OBP: 0.316, SLG: 0.473	0-1 F9 ①		1-3 K ②			1-0 L6-3 ①② 1-1	0-0 G6-3 ③		0-3 K ③	5	0	0	0	0	2	6
17 Todd Helton, L (1, 3) OBP: 0.399, SLG: 0.517	4-2 11 G4-3 1-2 BB		0-2 G6-3 ③			0-1 2B		1-2 9 BB 1B		3	0	2	0	1	0	1
11 Brad Hawpe, L (1, 9) OBP: 0.393, SLG: 0.564	3-2 G4-3 ② 1-2 2-3			0-0 L8 ①		3-2 G3 ③		2-3 K ①		4	0	0	0	0	1	4
2 Troy Tulowitzki, R (1, 6) OBP: 0.339, SLG: 0.482	1-0 L6 ③			4-2 9 G4-6-3 BB			1-2 HR	1-0 F9 ②		3	1	1	1	1	0	3
9 Ian Stewart, L (1, 5) OBP: 0.305, SLG: 0.489		2-2 G4-3 ①		0-0 G4-6-3 ②③ 1-2f			1-1 7 1B 2B	4-2 20 FC4 1-2 BB		3	1	1	0	1	0	1
20 Chris Iannetta, R (1, 2) OBP: 0.347, SLG: 0.463		2-1 G1-3 ②			2-3 K ①		0-3 K ①②	2-1 FC4 ③ 1-2f		4	0	0	0	0	2	3
7 Seth Smith, L (1, 7) OBP: 0.409, SLG: 0.493		2-3 K ③			1-2 F9 ②		0-0 27 1B 24 PB 1B 2-H		0-2 1B	4	1	2	1	0	1	0
21 Jason Marquis, L (1, 1) OBP: 0.256, SLG: 0.243 34 Matt Belisle, R (7, 1) 27 Garrett Atkins, R (7, PH) OBP: 0.305, SLG: 0.342 5 Carlos González, L (7, PR) OBP: 0.283, SLG: 0.337 52 Joel Peralta, R (8, 1) 56 Franklin Morales, L (9, 1) OBP: 0.500, SLG: 0.500 19 Ryan Spilborghs, R (9, PH) OBP: 0.322, SLG: 0.423			1-1 G1-3 ①		2-0 G1-3 ③		3-2 24 G6-3 1-3 1B		0-3 K ①	2 0 1 0 0 0 1	0 0 0 0 0 0 0	0 0 1 0 0 0 0	0 0 0 0 0 0 0	0 0 0 0 0 0 0	0 0 0 0 0 0 1	0 0 0 0 0 0 1
Inning Stats	R: 0 E: 0 K: 0 S: 13 H: 1 LOB: 2 BB: 1 P: 24	R: 0 E: 0 K: 1 S: 10 H: 0 LOB: 0 BB: 0 P: 16	R: 0 E: 0 K: 1 S: 10 H: 1 LOB: 1 BB: 0 P: 14	R: 0 E: 0 K: 0 S: 4 H: 0 LOB: 0 BB: 1 P: 8	R: 0 E: 0 K: 1 S: 7 H: 0 LOB: 0 BB: 0 P: 12	R: 0 E: 0 K: 0 S: 12 H: 1 LOB: 1 BB: 1 P: 20	R: 3 E: 0 K: 1 S: 17 H: 4 LOB: 2 BB: 0 P: 25	R: 0 E: 0 K: 1 S: 13 H: 1 LOB: 2 BB: 1 P: 23	R: 0 E: 0 K: 3 S: 12 H: 1 LOB: 1 BB: 0 P: 13	1B: 5 2B: 3 3B: 1 HR: 1	SF: 0 SAC: 0 DP: 2 HBP: 0	WP: 0 PB: 1 SB: 1 CS: 0	PA: 38				

	AB	34
	R	3
	H	9
	RBI	2
	BB	4
	SO	8
	LOB	21

PITCHER		IP	WLS	BF	H	R	ER	SO	BB	IBB	HBP	BLK	WP	HR	S	P	ERA	WHIP
49 Jair Jurrjens, R ERA: 2.91	(1, 1)	6.0	W	24	5	2	2	3	3	0	0	0	0	1	61	101	3.00	1.333
58 Peter Moylan, R ERA: 4.5	(7, 1)	1.0	H	5	2	1	1	1	0	0	0	0	0	0	12	18	9.00	2.000
34 Eric O'Flaherty, L ERA: 3.38	(8, 1)	0.2	H	4	1	0	0	1	1	0	0	0	0	0	11	19	0.00	3.000
46 Manny Acosta, R ERA: 1.93	(8, 1)	0.1	H	1	0	0	0	0	0	0	0	0	0	0	2	4	0.00	0.000
Rafael Soriano, R ERA: 1.48	(9, 1)	1.0	S	4	1	0	0	3	0	0	0	0	0	0	12	13	0.00	1.000

PITCHER		IP	WLS	BF	H	R	ER	SO	BB	IBB	HBP	BLK	WP	HR	S	P	ERA	WHIP

Atlanta Braves @ Colorado Rockies

Coors Field, Denver, CO

Sun Jul 12 2009, 1:10 PM MDT

Att. 33,825 - Partly Cloudy - 86 F

livebaseballscorecards.com

TOP

Batter	1	2	3	4	5	6	7	8	9	AB	R	H	RBI	BB	SO	LOB
13 Nate McLouth, L (1, 8) OBP: 0.349, SLG: 0.483	B FF 92 C FF 92 B FF 92 X SI 92 2-1 14 1B 10 SF7 2B	X CH 85 0-0 14 1B 2B		C FF 93 B SL 83 B SL 81 B FF 94 F FF 92 B FF 93 4-2 10 G6-3 14 WP BB		S FF 90 F FF 91 C FF 92 0-3 ① K		B CU 72 F FF 92 B CU 73 F FF 92 F CU 74 B CU 74 B CU 74 4-2 14 S BB		3	2	2	0	2	1	0
14 Martín Prado, R (1, 3) OBP: 0.394, SLG: 0.495	B FF 92 B FF 91 X FF 92 2-0 18 1B 25 FC4-6 2-3 1B	B SL 84 C SL 84 X FF 93 1-1 2-H 1B		B FF 90 B FF 92 F FF 92 F FF 94 X FS 84 2-2 ① G1-3 1-2		B FF 92 C CU 81 B CU 82 S CU 82 C FF 91 2-3 ② K		1 SAFE 1 SAFE B FF 91 B CH 80 B FF 94 C FF 92 B FF 93 4-1 1-2 BB		4	1	2	1	1	1	1
10 Chipper Jones, S (1, 5) OBP: 0.411, SLG: 0.467	F SI 93 B CH 85 X CH 85 1-1 ① SF7 3-H	X SI 93 0-0 ③ G5-3		X FS 84 0-0 ② G6-3 2-3		B CU 82 C FF 92 B FF 91 B CH 85 F FF 91 F FF 92 B CH 84 4-2 BB		B CH 80 X FF 94 1-0 ③ F7		3	0	0	1	1	0	4
18 Garret Anderson, L (1, 7) OBP: 0.304, SLG: 0.397	B SI 93 X SI 93 1-0 25 FC4-6 1-3 1B		B CH 87 B CH 82 X SI 90 2-0 ① G4-3	F FF 94 S SL 85 B SL 85 B SL 82 S FS 85 2-3 ③ K		F FF 92 X FF 92 0-1 ③ G3			B SI 93 S SI 92 S CH 84 B CH 83 X CH 84 2-2 ① F7	5	0	1	0	0	1	2
25 Ryan Church, L (1, 9) OBP: 0.324, SLG: 0.365	B FF 94 F SI 92 X SL 85 1-1 ② FC4-6 1-2f 3-H 26 3B		C CU 76 X FF 91 0-1 ② F8		B FF 92 F FF 93 B FS 84 X FF 94 2-1 26 HR 1B		B FF 93 B FF 93 C FF 92 F SL 87 S SL 88 2-3 ① K		S CH 83 T CH 84 B CH 85 B SI 94 X CH 84 2-2 ② G3	5	2	1	1	0	1	1
26 Brooks Conrad, S (1, 4) OBP: 0.375, SLG: 0.710 50 Jairo Asencio, R (9, 1)	1 SAFE B CU 78 X SI 94 1-0 1-H 3B		C FF 88 B CU 76 B FF 90 F FF 91 X SL 82 2-2 8 1B 27 1B 1B		1 SAFE B FF 93 F FF 93 B FF 92 X FF 93 2-1 1-H HR		B SL 86 F FF 94 B SL 88 F SL 86 F SL 87 S SL 83 2-3 ② K		B SI 94 S CH 84 F SI 94 B CH 85 S CH 84 2-3 ③ K	5 0	2 0	3 0	3 0	0 0	2 0	0 0
8 David Ross, R (1, 2) OBP: 0.375, SLG: 0.533	B FF 94 C SL 86 C SL 86 F FF 93 B FF 92 F SL 85 F SL 85 F FF 93 F CU 78 3-3 ③ K		X SL 82 0-0 27 1B 1-3 1B		C CU 79 B FF 90 B FF 90 F CU 79 F FF 92 X CU 79 2-2 ① G5-3		X SL 86 0-0 ③ F7			4	0	1	0	0	1	1
27 Diory Hernandez, R (1, 6) OBP: 0.197, SLG: 0.239 (9, 4)		B SL 86 X SL 84 1-0 ① G6-3	C SL 85 X SL 82 0-1 1-2 3-H 1B		S FF 91 B CU 81 F CU 80 C FF 92 1-3 ② K			C FF 91 X FS 81 0-1 ① G1-3		4	0	1	1	0	1	0
54 Kris Medlen, S (1, 1) 36 Boone Logan, R (5, 1) 46 Manny Acosta, R (7, 1) 34 Eric O'Flaherty, L (7, 1) 20 Greg Norton, S (8, PH) OBP: 0.269, SLG: 0.143 58 Peter Moylan, R (8, 1) 19 Yunel Escobar, R (9, 6) OBP: 0.355, SLG: 0.435		B FF 91 C FF 91 C CU 76 S CU 75 1-3 ② K	B FF 91 S CH 84 B FF 90 F FF 91 X CH 83 2-2 ③ G4-3		F FF 91 X CU 80 0-1 ③ G4-3			B FF 92 C FF 92 B CU 74 X FF 93 2-1 ② L8		3 0 0 0 1 0 0	0 0 0 0 0 0 0	0 0 0 0 0 0 0	0 0 0 0 0 0 0	0 0 0 0 0 0 0	1 0 0 0 0 0 0	2 0 0 0 0 0 0
Inning Stats	R: 3 E: 0 K: 1 S: 17 H: 4 LOB: 1 BB: 0 P: 28	R: 1 E: 0 K: 1 S: 8 H: 2 LOB: 1 BB: 0 P: 11	R: 1 E: 0 K: 0 S: 12 H: 3 LOB: 2 BB: 0 P: 18	R: 0 E: 0 K: 1 S: 9 H: 0 LOB: 1 BB: 1 P: 17	R: 2 E: 0 K: 1 S: 13 H: 2 LOB: 0 BB: 0 P: 20	R: 0 E: 0 K: 2 S: 11 H: 0 LOB: 1 BB: 1 P: 17	R: 0 E: 0 K: 2 S: 8 H: 0 LOB: 0 BB: 0 P: 12	R: 0 E: 0 K: 0 S: 9 H: 0 LOB: 2 BB: 2 P: 20	R: 0 E: 0 K: 1 S: 9 H: 0 LOB: 0 BB: 0 P: 15	1B: 7 2B: 2 3B: 1 HR: 1 SF: 1 SAC: 0 DP: 0 HBP: 0						

	AB	37
	R	7
	H	11
	RBI	7
	BB	4
	SO	9
	LOB	11

WP: 1 PA: 42
PB: 0
SB: 1
CS: 0

PITCHER		IP	WLS	BF	H	R	ER	SO	BB	IBB	HBP	BLK	WP	HR	S	P	ERA	WHIP
46 Jason Hammel, R ERA: 4.43	(1, 1)	3.0		18	9	5	5	2	0	0	0	0	0	0	37	57	15.00	3.000
29 Jorge De La Rosa, L ERA: 5.21	(4, 1)	1.0		6	2	2	2	1	1	0	0	0	1	1	13	25	18.00	3.000
31 Matt Daley, R ERA: 4.5	(5, 1)	2.0		7	0	0	0	3	1	0	0	0	0	0	20	29	0.00	0.500
58 Juan Rincon, R ERA: 5.3	(7, 1)	1.0		3	0	0	0	2	0	0	0	0	0	0	8	12	0.00	0.000
52 Joel Peralta, R ERA: 4.34	(8, 1)	0.1		1	0	0	0	0	0	0	0	0	0	0	2	2	0.00	0.000

PITCHER		IP	WLS	BF	H	R	ER	SO	BB	IBB	HBP	BLK	WP	HR	S	P	ERA	WHIP
56 Franklin Morales, L ERA: 2.38	(8, 1)	0.2		4	0	0	0	0	2	0	0	0	0	0	7	18	0.00	3.000
16 Huston Street, R ERA: 2.75	(9, 1)	1.0	W	3	0	0	0	1	0	0	0	0	0	0	9	15	0.00	0.000

Atlanta Braves @ Colorado Rockies

Coors Field, Denver, CO

Sun Jul 12 2009, 1:10 PM MDT

Att. 33,825 - Partly Cloudy - 86 F

livebaseballscorecards.com

Batter	1	2	3	4	5	6	7	8	9	AB	R	H	RBI	BB	SO	LOB
24 Dexter Fowler, S (1, 8) OBP: 0.358, SLG: 0.390	B FF 88 B FF 90 B FF 90 C FF 88 C FF 89 B FF 89 4-2 7 G4-6-3 12 BB BB	C FF 90 F CH 83 B CU 79 S CH 81 1-3 ③ K			C SI 91 B CH 81 S CH 82 B FF 90 B CH 82 X CH 82 3-2 7 G4-6-3 12 HBP 1B		B FF 94 F FF 92 B SL 85 B C FF 93 B SL 77 4-2 12 E 12 E BB	C SL 78 B SI 90 X SL 77 1-1 ③ P6		3	1	1	0	2	1	3
12 Clint Barmes, R (1, 4) OBP: 0.323, SLG: 0.478	1 SAFE 1 SAFE B SI 90 B FF 91 C FF 91 F FF 91 B FF 92 B CH 81 4-2 7 G4-6-3 1-2 BB	C CU 76 X CU 78 0-1 7 F9 27 1B 2B			C FF 90 C FF 89 H FF 88 1-2 7 G4-6-3 1-2 HBP		C FF 95 X FF 94 0-1 E7 7 HR 1-H 1B		B FF 94 X FF 94 1-0 ① G5-3	3	2	2	0	1	0	0
7 Seth Smith, L (1, 7) OBP: 0.409, SLG: 0.510	C CU 80 B FF 91 X CH 82 1-1 ① ② G4-6-3 1-2f 2-3	X FF 88 0-0 ① F9 2-3			B FF 93 X FF 93 1-0 ① ② G4-6-3 1-2f 2-3		F FF 95 X CH 88 0-1 3-H HR		B FF 95 F FF 94 X FF 95 1-1 11 2B 1B	5	2	2	2	0	0	5
27 Garrett Atkins, R (1, 3) OBP: 0.303, SLG: 0.339	B FF 92 X FF 90 1-0 ③ F9	B CH 80 X SI 90 1-0 11 G6-4-3 3-H 1B			B FF 94 C SI 95 B SI 95 B CH 84 C FF 94 F FF 95 X FF 94 3-2 ③ G6-3		B FF 95 B FF 93 X FF 95 2-0 ② G5-3		C SL 85 B SL 86 B CH 86 X FF 92 2-1 ② F7	5	0	1	1	0	0	3
11 Brad Hawpe, L (1, 9)		C SI 89 B FF 89 F CH 81 X CH 83 1-2 HR C CU 75 S CU 78 X FF 91 0-2 ② ③ G6-4-3 1-2f			B FF 92 S FF 92 B SL 78 B FF 93 F SI 94 F FF 95 F SI 94 B SI 93 4-2 2 G6-4-3 BB		B FF 90 C SL 83 X SL 84 1-1 ③ L9		B FF 93 C FF 94 X CH 86 1-1 1-H 2B	4	1	2	2	1	0	1
2 Troy Tulowitzki, R (1, 6) OBP: 0.338, SLG: 0.489		B FF 90 F FF 90 T FF 91 B FF 90 C FF 92 2-3 ① K		B FF 89 X FF 88 1-0 HR		X FF 94 0-0 ① ② G6-4-3 1-2f		C SI 89 B SL 78 F SL 77 B SI 91 F SL 78 B SI 91 X SI 91 3-2 ① G6-3		4	1	1	1	0	1	1
9 Ian Stewart, L (1, 5) OBP: 0.307, SLG: 0.487	B CH 82 B FF 91 C SI 89 S FF 91 C FF 92 2-3 ② K	B CU 76 B CU 76 F FF 91 X FF 90 2-1 ① P5			B FF 95 B FF 94 F SI 94 B SI 94 B FF 95 4-2 BB			S SL 78 B SL 81 B SI 92 S SL 79 F SI 92 X SL 79 2-2 20 BB 19 2B 1B		3	1	1	0	1	1	0
8 Yorvit Torrealba, R (1, 2) OBP: 0.309, SLG: 0.352 20 Chris Iannetta, R (7, 2) OBP: 0.350, SLG: 0.463	B SI 92 F FF 90 B FF 92 B SI 91 C FF 90 B FF 93 4-2 46 1B BB	B FF 90 C SI 89 X CU 79 1-1 ② G1-3			C FF 94 B FF 94 X SI 94 1-1 ③ G4-3			1 SAFE C SL 78 F SI 89 B SL 77 1 SAFE B SI 90 B SI 89 B SI 90 4-2 19 2B 1-2 BB		2 0	0 0	0 0	0 0	1 1	0 0	1 0
46 Jason Hammel, R 29 Jorge De La Rosa, L 31 Matt Daley, R 58 Juan Rincon, R 5 Carlos González, L 52 Joel Peralta, R 56 Franklin Morales, L 19 Ryan Spilborghs, R 16 Huston Street, R	B FF 89 S FF 89 F FF 89 F FF 91 X CH 82 1-2 1B	C CH 81 B FF 91 F FF 88 S CH 83 1-3 ③ K					B SL 75 C SI 92 C SI 90 S SL 79 1-3 ① K	B SI 91 X SI 92 1-0 ② 1-H 2-H 2B								

Inning Stats	1	2	3	4	5	6	7	8	9
	R: 0 E: 0 K: 0 S: 7	H: 0 LOB: 1 BB: 2 P: 17	R: 1 E: 0 K: 3 S: 18	H: 2 LOB: 2 BB: 1 P: 29	R: 1 E: 0 K: 0 S: 7	H: 2 LOB: 0 BB: 0 P: 8	R: 1 E: 0 K: 1 S: 8	H: 1 LOB: 0 BB: 0 P: 13	R: 0 E: 0 K: 0 S: 10	H: 1 LOB: 1 BB: 0 P: 18	R: 0 E: 0 K: 0 S: 9	H: 0 LOB: 1 BB: 2 P: 18	R: 3 E: 1 K: 1 S: 12	H: 2 LOB: 0 BB: 1 P: 20	R: 1 E: 0 K: 0 S: 13	H: 2 LOB: 1 BB: 1 P: 24	R: 1 E: 0 K: 0 S: 7	H: 2 LOB: 1 BB: 0 P: 12

1B: 6 2B: 3 3B: 0 HR: 3	SF: 0 SAC: 0 DP: 4 HBP: 1	WP: 0 PB: 0 SB: 0 CS: 0	PA: 41
---	---	---	---

	AB	33
	R	8
	H	12
	RBI	7
	BB	7
	SO	5
	LOB	14

PITCHER		IP	WLS	BF	H	R	ER	SO	BB	IBB	HBP	BLK	WP	HR	S	P	ERA	WHIP
54 Kris Medlen, R ERA: 5.85	(1, 1)	4.0		20	6	3	3	4	3	0	1	0	0	2	45	76	6.75	2.250
36 Boone Logan, L ERA: 2.57	(5, 1)	2.1		7	0	0	0	1	2	0	0	0	0	0	17	31	0.00	0.857
46 Manny Acosta, R ERA: 3.32	(7, 1)	0.1		4	2	3	3	0	1	0	0	0	0	1	7	13	81.00	9.000
34 Eric O'Flaherty, L ERA: 3.34	(7, 1)	0.1	H	1	0	0	0	0	0	0	0	0	0	0	2	3	0.00	0.000
58 Peter Moylan, R ERA: 4.62	(8, 1)	1.0	B	5	2	1	1	0	1	0	0	0	0	0	13	24	9.00	3.000

PITCHER		IP	WLS	BF	H	R	ER	SO	BB	IBB	HBP	BLK	WP	HR	S	P	ERA	WHIP
50 Jairo Asencio, R ERA: 13.5	(9, 1)	0.2	L	4	2	1	1	0	0	0	0	0	0	0	7	12	13.50	3.000

Batter	1	2	3	4	5	6	7	8	9	AB	R	H	RBI	BB	SO	LOB
16 Ángel Pagán, S (1, 8) OBP: 0.379, SLG: 0.390	C SI 87 B CH 84 B SL 81 C SI 88 S SI 89 2-3 ① **K**		C SL 81 F SI 90 X CH 85 0-2 ③ G1-6-3		L SI 87 B SI 88 C SL 80 B SL 81 X SI 89 2-2 ① G6-3		X FF 94 0-0 1 WP 1B			4	0	1	0	0	1	1
1 Luis Castillo, S (1, 4) OBP: 0.388, SLG: 0.340	B SI 89 C SI 89 X SI 88 1-1 ② L8			C SI 88 B CH 84 C SI 88 B SI 89 B SI 88 X SI 89 3-2 5 1B 10 1B 1B	C SI 89 B SI 89 C SI 89 B CH 85 B SI 89 X SI 89 3-2 1B		C CH 91 1 SAFE 1 SAFE B CH 93 X CH 86 1-1 ③ P4 **1-2**			4	1	2	0	0	0	1
5 David Wright, R (1, 5) OBP: 0.408, SLG: 0.459	B SI 88 B SI 89 X SI 88 2-0 ③ G6-3			B SI 89 C SI 90 1 SAFE B SI 89 C SI 90 B SL 82 X SI 90 3-2 10 1B 12 G6-3 **1-3** 1B	B SI 89 F SI 89 B SI 90 1 SAFE 1 SAFE X SI 89 2-1 ② F9			B SI 90 S SL 77 C SI 91 B SI 92 B SL 79 F SI 92 X SI 92 3-2 ① F9		4	1	1	0	0	0	1
10 Gary Sheffield, R (1, 7) OBP: 0.387, SLG: 0.476		C SI 88 B CH 84 C SL 81 B SL 82 B SI 90 B SI 90 4-2 12 L4-3 BB		B SL 82 C SL 82 B SI 90 1 SAFE S SL 83 F SL 83 X SL 82 2-2 12 G6-3 28 2B **1-3** **3-H** 1B	C SI 89 1 SAFE B SL 82 B SL 82 F SL 82 F SL 82 X SL 82 2-2 ③ P2			C SL 78 S SL 80 S SL 80 0-3 ② **K**		3	1	1	1	1	1	1
12 Jeff Francoeur, R (1, 9) OBP: 0.283, SLG: 0.353		X SI 89 0-0 ①② L4-3 **1-1**		B SL 82 X SI 89 1-0 ① G6-3 **1-2** **3-H**		B SI 88 B SI 88 S SI 87 F SI 88 F SL 82 C SI 90 2-3 ① **K**		T SI 91 B SL 80 B SL 80 S SI 91 X SL 81 2-2 ③ G6-3		4	0	0	1	0	1	2
28 Daniel Murphy, L (1, 3) OBP: 0.313, SLG: 0.366		B SI 89 B SI 90 B SI 89 C SI 89 X SI 89 3-1 ③ G4-3		C SI 87 F CH 84 B SI 89 B SL 82 F SI 89 X SI 88 2-2 **2-H** 2B		B SI 88 C SL 81 B SL 82 B SI 90 F SI 90 X SL 82 3-2 ② F7			C SI 95 S FF 93 B FF 96 C SL 83 1-3 ① **K**	4	0	1	1	0	1	0
3 Alex Cora, L (1, 6) OBP: 0.327, SLG: 0.298			C SI 87 X SI 89 0-1 ① G3	C SL 81 B SL 81 B SL 82 F SI 89 F SI 89 X SI 89 2-2 ② F7		B SL 81 C SL 81 B SL 81 X SI 88 2-1 ③ G4-3			C SI 96 F SI 96 B SI 97 F FF 95 F SI 97 X SL 85 1-2 ② L4	4	0	0	0	0	0	1
23 Brian Schneider, L (1, 2) OBP: 0.333, SLG: 0.412			B SI 88 F SI 88 F SI 89 F SL 82 B CH 85 B SI 89 B SL 81 4-2 46 SH2-4 BB	I IN 78 I IN 78 I IN 79 I IN 80 4-0 IBB			X FF 92 0-0 ① G3		C FF 94 X SI 96 0-1 E5 18 DI	2	0	0	0	2	0	0
46 Oliver Pérez, L (1, 1) OBP: 0.364, SLG: 0.300 17 Fernando Tatís, R (7, PH) OBP: 0.318, SLG: 0.391 25 Pedro Feliciano, L (7, 1) 39 Bobby Parnell, R (7, 1) 48 Pat Misch, R (7, 1) 43 Brian Stokes, R (8, 1) 18 Jeremy Reed, L (9, PH) OBP: 0.323, SLG: 0.356			L SI 88 B SI 88 X SI 89 1-1 ② SH2-4 **1-2**	X SI 88 0-0 ③ G4-3			B FF 93 S SL 80 B SL 80 B FF 95 X FF 93 3-1 ② P4		F SI 96 B SI 96 F SI 96 B SL 84 S SI 96 2-3 ③ **K** **1-2**	1 1 0 0 0 0 1	0 0 0 0 0 0 0	0 0 0 0 0 0 0	0 0 0 0 0 0 1	0 0 0 0 0 0 1	0 0 0 0 0 0 1	2 0 0 0 0 0 1
Inning Stats	R: 0 E: 0 K: 1 S: 6 H: 0 LOB: 0 BB: 0 P: 11	R: 0 E: 0 K: 0 S: 5 H: 0 LOB: 0 BB: 1 P: 12	R: 0 E: 0 K: 0 S: 10 H: 0 LOB: 1 BB: 1 P: 15	R: 3 E: 0 K: 0 S: 20 H: 4 LOB: 2 BB: 1 P: 37	R: 0 E: 0 K: 0 S: 12 H: 1 LOB: 1 BB: 0 P: 21	R: 0 E: 0 K: 1 S: 9 H: 0 LOB: 0 BB: 0 P: 16	R: 0 E: 0 K: 0 S: 6 H: 1 LOB: 1 BB: 0 P: 10	R: 0 E: 0 K: 1 S: 10 H: 0 LOB: 0 BB: 0 P: 15	R: 0 E: 1 K: 2 S: 13 H: 0 LOB: 1 BB: 0 P: 17	1B: 5 2B: 2 3B: 0 HR: 0 SF: 0 SAC: 1 DP: 1 HBP: 0						

PITCHER		IP	WLS	BF	H	R	ER	SO	BB	IBB	HBP	BLK	WP	HR	S	P	ERA	WHIP
32 Derek Lowe, R ERA: 4.4	(1, 1)	6.0		25	5	3	3	2	2	1	0	0	0	0	62	112	4.50	1.167
46 Manny Acosta, R ERA: 3.15	(7, 1)	1.0	W	4	1	0	0	0	0	0	0	0	1	0	6	10	0.00	1.000
58 Peter Moylan, R ERA: 4.5	(8, 1)	1.0	H	3	0	0	0	1	0	0	0	0	0	0	10	15	0.00	0.000
Rafael Soriano, R ERA: 1.44	(9, 1)	1.0	S	4	0	0	0	2	0	0	0	0	0	0	13	17	0.00	0.000

PITCHER	IP	WLS	BF	H	R	ER	SO	BB	IBB	HBP	BLK	WP	HR	S	P	ERA	WHIP

TOP

New York Mets @ Atlanta Braves

Turner Field, Atlanta, GA

Thu Jul 16 2009, 7:00 PM EDT

Att. 32,736 - Cloudy - 84 F

livebaseballscorecards.com

AB	32
R	3
H	6
RBI	3
BB	3
SO	5
LOB	10

New York Mets @ Atlanta Braves

Turner Field, Atlanta, GA

Thu Jul 16 2009, 7:00 PM EDT

Att. 32,736 - Cloudy - 84 F

BOTTOM

Batter	1	2	3	4	5	6	7	8	9	AB	R	H	RBI	BB	SO	LOB
13 Nate McLouth, L (1, 8) OBP: 0.344, SLG: 0.475	X FF 89 0-0 ① F9		C FF 89 S SL 78 B FF 92 B SL 80 S SL 80 2-3 ① K		F SL 75 X FF 90 0-1 ① P4		1 SAFE L SL 82 M CU 76 X SL 81 0-2 ① F8	B FF 85 C FF 88 X FF 85 1-1 ② L4		5	0	0	0	0	1	3
14 Martín Prado, R (1, 4) OBP: 0.394, SLG: 0.490	C FF 89 B FF 91 X FF 90 1-1 ② F8		B CH 85 B FF 91 C SL 78 S SL 80 B FF 92 B SL 80 4-2 16 CS BB		X CH 83 0-0 ② F7		D SL 84 1 SAFE C FF 94 D FF 94 1 SAFE B FF 95 X FF 96 3-1 19 FC5 10 1B 1-3 1B	C CU 81 X SI 94 0-1 ③ FC5 1-2 2-3f		4	0	1	0	1	0	2
10 Chipper Jones, S (1, 5) OBP: 0.409, SLG: 0.464	X FF 90 0-0 ③ F7		X FF 92 0-0 ② F9		X FF 90 0-0 ③ F8		B FF 96 X FF 94 1-0 19 FC5 1-2 3-H 1B			4	0	1	1	0	0	1
16 Brian McCann, L (1, 2) OBP: 0.373, SLG: 0.483		F FF 87 X FF 89 0-1 ① G6-3	B SL 80 D SL 80 C SL 79 C FF 92 B FF 92 3-2 ③ CS 1-2	B SL 76 C SL 78 B FF 88 X FF 90 2-1 23 2B 1B		B CH 82 X FF 90 1-0 ① G1-3	C FF 85 S SI 89 S FF 87 0-3 ② K			4	1	1	0	0	1	2
19 Yunel Escobar, R (1, 6) OBP: 0.356, SLG: 0.444		B FF 90 B SL 77 X FF 91 2-0 HR		C FF 90 B CH 86 D SL 80 F CH 86 B FF 92 F SL 80 X FF 93 3-2 ① F8		B FF 91 B SL 79 B SL 78 B FF 92 4-0 18 1B BB	C CU 76 X FF 88 0-1 ③ FC5 1-2 2-3f			3	1	1	1	1	0	3
18 Garret Anderson, L (1, 7) OBP: 0.311, SLG: 0.415 25 Ryan Church, L (8, PR) OBP: 0.324, SLG: 0.365 (9, 9)		C FF 90 X FF 91 0-1 HR		B SL 81 B SL 80 C FF 92 C FF 92 S SL 80 2-3 ② K		1 SAFE C SI 89 D SL 82 X FF 91 1-1 1-3 1B		B FF 83 B FF 86 S FF 85 F FF 84 X FF 89 2-2 22 1B 23 SH1-4 20 1B 1B		4 0	1 1	3 0	1 0	0 0	1 0	1 0
23 Matt Diaz, R (1, 9) OBP: 0.374, SLG: 0.465 (9, 7)		B SL 77 S SL 79 S SL 80 F SL 80 B FF 91 B FF 90 F SL 80 C FF 93 3-3 ② K		B FF 92 B SL 80 B CH 87 C FF 93 F FF 92 X SL 80 3-2 1-H 2B		F SI 91 F FF 92 F FF 91 F FF 91 D SL 81 S SI 90 1-3 ② K		X FF 85 0-0 ① SH1-4 1-2		3	0	1	1	0	2	2
22 Casey Kotchman, L (1, 3) OBP: 0.352, SLG: 0.396		B FF 92 B FF 92 B SL 80 C FF 91 B SL 80 4-1 BB		I IN 62 I IN 67 I IN 67 I IN 68 4-0 IBB		D SL 82 C SL 81 X SL 82 1-1 ③ G3-1		C FF 85 B FF 86 F FF 88 B FF 86 X SI 89 2-2 14 FC5 20 1B 2-3 1B		2	0	1	0	2	0	2
32 Derek Lowe, R (1, 1) OBP: 0.242, SLG: 0.167 46 Manny Acosta, R (7, 1) 26 Brooks Conrad, S (7, PH) OBP: 0.394, SLG: 0.210 58 Peter Moylan, R (8, 1) 20 Greg Norton, S (8, PH) OBP: 0.283, SLG: 0.163 Rafael Soriano, R (9, 1)		C FF 91 F FF 92 F FF 92 F FF 90 F SL 80 S SL 79 0-3 ③ K		B SI 90 B FF 90 C FF 90 C SI 90 S FF 93 2-3 ③ K			B SI 87 S CH 75 B CH 76 C SI 88 B SL 84 F SL 82 F SL 83 B SI 89 4-2 14 1B 10 1B BB	B FF 87 X CH 82 1-0 14 FC5 1-2 3-H 1B		2 0 0 0 1 0	0 0 1 0 0 0	0 0 0 0 1 0	0 0 0 0 1 0	2 0 0 0 0 0	3 0 0 0 0 0
Inning Stats	R: 0 E: 0 K: 0 S: 4 H: 0 LOB: 0 BB: 0 P: 5	R: 2 E: 0 K: 2 S: 17 H: 2 LOB: 1 BB: 1 P: 26	R: 0 E: 0 K: 1 S: 8 H: 0 LOB: 0 BB: 1 P: 17	R: 1 E: 0 K: 2 S: 15 H: 2 LOB: 2 BB: 1 P: 31	R: 0 E: 0 K: 0 S: 4 H: 0 LOB: 0 BB: 0 P: 4	R: 0 E: 0 K: 1 S: 10 H: 1 LOB: 2 BB: 1 P: 18	R: 1 E: 0 K: 1 S: 15 H: 2 LOB: 2 BB: 1 P: 23	R: 1 E: 0 K: 0 S: 12 H: 3 LOB: 2 BB: 0 P: 18		1B: 7 2B: 1 3B: 0 HR: 2 SF: 0 SAC: 1 DP: 0 HBP: 0				WP: 0 PB: 0 SB: 0 CS: 1 PA: 39		

livebaseballscorecards.com

AB	32
R	5
H	10
RBI	5
BB	5
SO	7
LOB	19

PITCHER		IP	WLS	BF	H	R	ER	SO	BB	IBB	HBP	BLK	WP	HR	S	P	ERA	WHIP
46 Oliver Pérez, L ERA: 7.99	(1, 1)	6.0		26	5	3	3	6	3	1	0	0	0	2	58	101	4.50	1.333
25 Pedro Feliciano, L ERA: 2.75	(7, 1)	0.1	L	2	0	1	1	0	1	0	0	0	0	0	7	11	27.00	3.000
39 Bobby Parnell, R ERA: 4.37	(7, 1)	0.0		2	2	0	0	0	0	0	0	0	0	0	3	7	∞	∞
48 Pat Misch, L ERA: 3.68	(7, 1)	1.1		7	3	1	1	1	0	0	0	0	0	0	15	21	6.75	2.250
43 Brian Stokes, R ERA: 3.89	(8, 1)	0.1		1	0	0	0	0	0	0	0	0	0	0	2	2	0.00	0.000

PITCHER	IP	WLS	BF	H	R	ER	SO	BB	IBB	HBP	BLK	WP	HR	S	P	ERA	WHIP

Batter	1	2	3	4	5	6	7	8	9	AB	R	H	RBI	BB	SO	LOB
16 Ángel Pagán, S (1, 8) OBP: 0.357, SLG: 0.365	C FF 90 X FF 91 0-1 G3-1		C FF 91 B SL 82 B SL 83 B CH 83 X FF 91 3-1 G1-3			B FF 87 C FF 89 X CH 80 1-1 F9		B FF 95 X CH 87 1-0 G3		4	0	0	0	0	0	1
1 Luis Castillo, S (1, 4) OBP: 0.386, SLG: 0.336	C FF 90 B FF 91 X FF 92 1-1 G4-3			B FF 89 C FF 89 C FF 91 B SI 91 X CH 82 2-2 G6-3		C FF 88 B SI 90 B SL 81 B FF 89 C FF 88 B FF 89 4-2 BB			B FF 90 F FF 89 C CU 77 X CH 80 1-2 G1-3	3	0	0	0	1	0	0
5 David Wright, R (1, 5) OBP: 0.408, SLG: 0.461 64 Elmer Dessens, R (6, 1) 50 Sean Green, R (8, 1) 23 Brian Schneider, L (9, PH) OBP: 0.330, SLG: 0.407	B FF 92 B FF 92 F SI 92 F CH 84 F FF 94 X CH 85 2-2 F9			B SI 92 X SL 81 1-0 10 G6-3 2B		S CH 81 B FF 90 F SI 89 S SI 91 1-3 K			B SI 90 C SI 91 B CH 82 X SI 92 2-1 G3	3 0 0 1	0 0 0 0	1 0 0 0	0 0 0 0	0 0 0 0	1 0 0 0	1 0 0 0
10 Gary Sheffield, R (1, 7) OBP: 0.388, SLG: 0.481 18 Jeremy Reed, L (5, 7) OBP: 0.316, SLG: 0.348		B FF 92 C FF 92 C SL 80 X FF 94 1-2 2B		C SL 81 D SL 82 B FF 94 X SL 81 2-1 G6-3 2-3			B X 1-0 G3-1		B FF 91 B FF 90 F SI 90 B CH 81 F SI 91 F FF 91 F SI 91 F FF 91 X CH 81 3-2 G4-3	2 2	0 0	1 0	0 0	0 0	0 0	1 0
12 Jeff Francoeur, R (1, 9) OBP: 0.280, SLG: 0.350		X SL 80 0-0 P6		F FF 94 F SI 92 F FF 93 D SL 83 F SL 80 F FF 94 D CH 84 B FF 94 X FF 94 3-2 G6-3			B SI 92 B SI 93 F SI 93 X SI 94 2-1 P4			3	0	0	0	0	0	2
28 Daniel Murphy, L (1, 3) OBP: 0.313, SLG: 0.363		B FF 91 B CH 81 B CH 83 C FF 92 B FF 92 4-1 3 G6-3 BB			C FF 88 X SL 78 0-1 F7		B FF 94 B FF 92 F FF 93 S FF 93 B SL 78 S SL 80 3-3 K			2	0	0	0	1	1	0
3 Alex Cora, L (1, 6) OBP: 0.324, SLG: 0.295 44 Tim Redding, R (5, 1) OBP: 0.083, SLG: 0.083 17 Fernando Tatis, R (6, 5) OBP: 0.316, SLG: 0.389		X FF 92 0-0 G6-3 1-2f			C CH 82 C CH 82 F FF 91 B CH 83 F CH 83 X FF 91 1-2 G6-3			C FF 95 F FF 96 X FF 96 0-2 G5-3		2 0 1	0 0 0	0 0 0	0 0 0	0 0 0	0 0 0	2 0 0
9 Omir Santos, R (1, 2) OBP: 0.302, SLG: 0.406			B FF 91 F FF 91 F FF 93 X SL 82 1-2 F8		C FF 91 B CH 81 B CH 82 F FF 91 X SI 92 2-2 L9			B FF 94 B FF 95 B FF 94 B SI 93 4-0 4 FC6-4 BB		2	0	0	0	1	0	0
34 Mike Pelfrey, R (1, 1) OBP: 0.156, SLG: 0.167 4 Angel Berroa, R (5, 6) OBP: 0.160, SLG: 0.167			B FF 93 B FF 94 C FF 93 X FF 92 2-1 G6-3			S SL 79 S SL 76 B FF 90 X SL 80 1-2 G5-3		C CH 86 X SL 84 0-1 FC6-4 1-2f		1 2	0 0	0 0	0 0	0 0	0 0	0 1
Inning Stats	R: 0 E: 0 K: 0 S: 8 H: 0 LOB: 0 BB: 0 P: 11	R: 0 E: 0 K: 0 S: 6 H: 1 LOB: 1 BB: 1 P: 11	R: 0 E: 0 K: 0 S: 7 H: 0 LOB: 0 BB: 0 P: 13	R: 0 E: 0 K: 0 S: 12 H: 1 LOB: 1 BB: 0 P: 20	R: 0 E: 0 K: 0 S: 10 H: 0 LOB: 0 BB: 0 P: 13	R: 0 E: 0 K: 1 S: 10 H: 0 LOB: 1 BB: 1 P: 17	R: 0 E: 0 K: 1 S: 6 H: 0 LOB: 0 BB: 0 P: 12	R: 0 E: 0 K: 0 S: 6 H: 0 LOB: 1 BB: 1 P: 11	R: 0 E: 0 K: 0 S: 11 H: 0 LOB: 0 BB: 0 P: 17	1B: 0 2B: 2 3B: 0 HR: 0	SF: 0 SAC: 0 DP: 1 HBP: 0					

PITCHER		IP	WLS	BF	H	R	ER	SO	BB	IBB	HBP	BLK	WP	HR	S	P	ERA	WHIP
49 Jair Jurrjens, R ERA: 2.77	(1, 1)	6.0	W	21	2	0	0	1	2	0	0	0	0	0	53	85	0.00	0.667
36 Boone Logan, L ERA: 2.25	(7, 1)	1.0		3	0	0	0	1	0	0	0	0	0	0	6	12	0.00	0.000
50 Jairo Asencio, R ERA: 5.4	(8, 1)	1.0		4	0	0	0	0	1	0	0	0	0	0	6	11	0.00	1.000
54 Kris Medlen, R ERA: 5.67	(9, 1)	1.0		3	0	0	0	0	0	0	0	0	0	0	11	17	0.00	0.000

PITCHER	IP	WLS	BF	H	R	ER	SO	BB	IBB	HBP	BLK	WP	HR	S	P	ERA	WHIP

TOP

New York Mets @ Atlanta Braves

Turner Field, Atlanta, GA

Fri Jul 17 2009, 7:30 PM EDT

Att. 50,704 - Partly Cloudy - 83 F

livebaseballscorecards.com

AB	28
R	0
H	2
RBI	0
BB	3
SO	2
LOB	8

New York Mets @ Atlanta Braves

Turner Field, Atlanta, GA

Fri Jul 17 2009, 7:30 PM EDT

Att. 50,704 - Partly Cloudy - 83 F

BOTTOM

Batter	1	2	3	4	5	6	7	8	9	AB	R	H	RBI	BB	SO	LOB
13 Nate McLouth, L (1, 8) OBP: 0.339, SLG: 0.468	C SI 90 B SI 90 F SI 90 B SI 92 X FS 82 2-2 P5 ①	B FS 81 F SI 91 F SI 92 F SL 86 S SI 92 1-3 K ③		B CU 77 C SI 93 C SL 86 B SI 93 X SI 93 2-2 G4-3 ③	F FF 88 B FF 89 F CH 81 B SL 84 S FF 91 2-3 K ③			B SI 89 X SI 88 1-0 F8 ①		5	0	0	0	0	2	2
14 Martin Prado, R (1, 4) (8, 5) OBP: 0.394, SLG: 0.508	B SI 92 X SI 90 1-0 16 2B 2B		C SI 91 C SL 84 B SL 86 F SL 85 B SI 92 F FF 92 F SL 85 F SI 93 F SL 87 3-2 B FS 84 X SI 94 HR		B FF 94 C FF 93 F SI 93 C SI 94 1-3 K ①	C SI 89 B SL 85 X FF 90 1-1 P4 ①		B SI 88 X SI 89 1-0 G5-3 ②		5	2	2	1	0	1	0
10 Chipper Jones, S (1, 5) OBP: 0.413, SLG: 0.470 23 Matt Diaz, R (8, 7) OBP: 0.372, SLG: 0.463	S SI 90 B FF 92 B SI 89 B SI 91 B SI 91 4-1 16 2B BB		F FS 83 F SI 92 B SL 85 B SI 92 F FS 84 B SI 92 X SI 92 3-2 16 HR 1B		B CU 77 X SI 93 1-0 16 1B 18 2B 2B	C SL 84 B SL 85 X FF 89 1-1 G6-3 ②		B CU 74 C CU 73 F SI 89 B CU 77 B CU 74 X SI 91 3-2 G6-3 ③		3 1	3 0	2 0	0 0	1 0	0 0	0 0
16 Brian McCann, L (1, 2) OBP: 0.379, SLG: 0.504 8 David Ross, R (8, 2) OBP: 0.375, SLG: 0.533	S FF 90 B FF 91 F SI 90 B SL 85 F SI 90 B SI 92 F SI 92 F SI 91 X SI 91 3-2 19 1B 2B 1-H 2-H		C SI 87 1 SAFE 1 SAFE B SI 88 X FS 80 1-1 1-H HR		B FF 94 B SI 93 C SI 93 X SI 92 2-1 18 2B 19 2B 1B 2-3	X SI 89 0-0 G4-3 ③				4 0	3 0	3 0	4 0	0 0	0 0	0 0
18 Garret Anderson, L (1, 7) OBP: 0.310, SLG: 0.417 50 Jairo Asencio, R (8, 1) 54 Kris Medlen, S (9, 1)	F SI 91 B SI 91 S FS 82 S FS 81 1-3 K ②		B SI 95 B SI 91 C SI 92 F SI 91 X SI 92 2-2 P6 ①		B FS 83 1 SAFE X FS 83 1-0 19 2B 2B 1-3 3-H		C SI 88 B SL 81 B FF 88 F SL 84 S SI 88 2-3 K ①			4 0 0	1 0 0	1 0 0	1 0 0	0 0 0	2 0 0	1 0 0
19 Yunel Escobar, R (1, 6) OBP: 0.361, SLG: 0.455	X SI 91 0-0 2-H 1B		B SI 94 B SI 93 B SI 94 C SI 92 C SI 94 X FF 94 3-2 G4-3 ②		X SL 84 0-0 25 1B 22 1B 2-H 3-H 2B		B FF 90 B SL 84 X SL 83 2-0 22 2B 2B			4	2	3	3	0	0	0
25 Ryan Church, L (1, 9) OBP: 0.323, SLG: 0.363	B SI 91 B FS 82 C FS 81 B SI 91 S SI 91 F SI 92 X SI 93 3-2 F7 ③		C CU 74 X FF 94 0-1 G3-1 ③		B SI 90 C FF 90 D CU 76 S CH 81 B SI 89 X FF 92 3-2 22 1B 2-3 1B		B FF 90 C SL 83 F SI 89 B SL 85 F SL 86 F SL 85 T CH 84 2-2 K ②			4	0	1	0	0	1	2
22 Casey Kotchman, L (1, 3) OBP: 0.354, SLG: 0.402		X SI 88 0-0 F8 ①		C SL 83 B SI 91 S F SI 91 B SL 85 F SI 92 B SI 93 X SI 92 3-2 G4-3 ①	C CU 75 S FF 90 F FF 90 F FF 90 X CU 76 0-2 1-2 3-H 1B		B SL 86 X FF 90 1-0 2-H 2B			4	0	2	2	0	0	0
49 Jair Jurrjens, R (1, 1) OBP: 0.214, SLG: 0.200 36 Boone Logan, R (7, 1) 26 Brooks Conrad, S (7, PH) OBP: 0.382, SLG: 0.688 (8, 4)		C FF 89 C SI 88 B SL 85 X SL 85 1-2 G3 ②		B SI 93 X SI 93 1-0 G4-3 ②	F FF 88 B SL 82 F FF 90 T FF 90 1-2 K ②		C SI 89 B FF 90 S CH 82 B CH 84 X SI 89 2-2 F7 ③			3 0 1	0 0 0	0 0 0	0 0 0	0 0 0	1 0 0	2 0 1
Inning Stats	R: 3 E: 0 K: 1 S: 19 H: 3 LOB: 1 BB: 1 P: 33	R: 0 E: 0 K: 1 S: 8 H: 0 LOB: 0 BB: 0 P: 10	R: 3 E: 0 K: 0 S: 22 H: 3 LOB: 0 BB: 0 P: 34	R: 0 E: 0 K: 0 S: 9 H: 0 LOB: 0 BB: 0 P: 15	R: 4 E: 0 K: 3 S: 22 H: 6 LOB: 2 BB: 0 P: 33	R: 0 E: 0 K: 0 S: 5 H: 0 LOB: 0 BB: 0 P: 7	R: 1 E: 0 K: 2 S: 13 H: 2 LOB: 1 BB: 0 P: 22	R: 0 E: 0 K: 0 S: 5 H: 0 LOB: 0 BB: 0 P: 10		1B: 5 2B: 7 3B: 0 HR: 2 SF: 0 SAC: 0 DP: 0 HBP: 0			WP: 0 PB: 0 SB: 0 CS: 0 PA: 39		

livebaseballscorecards.com

AB	38
R	11
H	14
RBI	11
BB	1
SO	7
LOB	8

PITCHER		IP	WLS	BF	H	R	ER	SO	BB	IBB	HBP	BLK	WP	HR	S	P	ERA	WHIP
34 Mike Pelfrey, R ERA: 5.07	(1, 1)	4.1	L	23	9	9	9	3	1	0	0	0	0	2	65	104	18.69	2.308
44 Tim Redding, R ERA: 7.22	(5, 1)	0.2		5	3	1	1	2	0	0	0	0	0	0	15	21	13.50	4.500
64 Elmer Dessens, R ERA: 3.0	(6, 1)	2.0		8	2	1	1	2	0	0	0	0	0	0	18	29	4.50	1.000
50 Sean Green, R ERA: 5.4	(8, 1)	1.0		3	0	0	0	0	0	0	0	0	0	0	5	10	0.00	0.000

PITCHER	IP	WLS	BF	H	R	ER	SO	BB	IBB	HBP	BLK	WP	HR	S	P	ERA	WHIP

Batter	1	2	3	4	5	6	7	8	9	AB	R	H	RBI	BB	SO	LOB
16 Ángel Pagán, S (1, 8) OBP: 0.378, SLG: 0.418	B FF 91 B FF 92 C FF 91 B FF 92 X FF 92 3-1 1 SH2-3 1B		X FF 92 0-0 1 FC4-6 1B		C FF 92 D SI 86 X SI 86 1-1 ③ G4-3		C CU 70 X FF 90 0-1 ① SH5-4 1-2		B FF 93 B SL 79 S SL 80 B FF 93 X CH 84 3-1 1 SH1-3 2-H 3B	4	1	3	1	0	0	1
1 Luis Castillo, S (1, 4) OBP: 0.386, SLG: 0.336	1 SAFE B FF 91 X FF 91 1-0 ① SH2-3 1-2		X FF 91 0-0 ② FC4-6 1-2f			C FF 91 B FO 85 B FO 85 X FF 90 2-1 12 1B 28 G3 18 BB 1B	C FF 90 B FF 87 F SI 90 B FF 87 C CU 70 2-3 ② K		C FF 94 B SI 94 X SI 94 1-1 ② SH1-3 3-H	3	1	1	1	0	1	2
28 Daniel Murphy, L (1, 3) OBP: 0.311, SLG: 0.357	C SI 92 F FF 90 B FF 92 S CU 73 1-3 ② K		1 SAFE C FF 92 X SI 85 0-1 ③ G3			X FO 86 0-0 ① G3 1-2	B FF 90 B FF 90 B FF 91 C FF 91 F FF 91 F FF 92 F FF 91 S SL 83 3-3 ③ K		B SI 94 C CH 84 B CH 84 F CH 92 B SI 94 F CH 93 F SI 93 F SL 80 B FF 94 4-2 5 S 12 1B BB	4	1	0	0	1	2	4
5 David Wright, R (1, 5) OBP: 0.413, SLG: 0.461	B FF 93 B SI 92 I IN 72 I IN 73 4-0 IBB			B FF 92 C CU 70 B CU 72 S FO 84 B SI 92 F FF 92 S FF 92 3-3 ① K		I IN 71 I IN 70 I IN 69 I IN 71 4-0 18 BB 12 1B 9 FC6-4 IBB		C SL 78 X SI 91 0-1 18 G4-3 12 S 1B	B FF 94 1 SAFE C SL 80 I IN 75 I IN 75 I IN 75 4-1 12 E 12 1B 1-2 IBB	2	1	1	0	3	1	0
12 Jeff Francoeur, R (1, 9) OBP: 0.282, SLG: 0.351	F FF 93 F FF 93 F FO 86 B CU 71 F FO 86 D SI 92 X FF 92 2-2 ③ G6-3			F FF 92 X FF 92 0-1 ② F9		D CU 71 B FO 87 F SI 92 X SI 92 2-1 9 FC6-4 18 BB 1-2 2-3 1B		1 SAFE C SI 88 1 SAFE F SI 88 B SL 78 F SL 80 S SL 80 1-3 ① K 1-2	S FF 95 B FF 95 D SL 82 S FF 94 F SL 82 X FF 95 2-2 E8 1-3 2-H 1B	5	0	2	1	0	1	3
18 Jeremy Reed, L (1, 7) OBP: 0.311, SLG: 0.333		C FF 91 F CU 72 B SI 91 X FO 84 1-2 ① G4-3		X SI 85 0-0 ③ G1-3		C FC 89 D FO 86 B FO 86 B FF 92 B FF 90 4-1 9 FC6-4 1-2 2-3 3-H BB		B SI 91 C SI 92 2 SAFE B SL 78 2 SAFE X SI 91 2-1 ② G4-3 2-3	C SI 93 F FF 92 B FF 93 F SL 80 F FF 93 X SI 92 1-2 ③ G3	4	0	0	1	1	0	3
9 Omir Santos, R (1, 2) OBP: 0.295, SLG: 0.396		B SI 91 X SI 93 1-0 ② G6-3			B CU 68 F FF 91 F FF 91 X FF 91 1-2 ① G6-3	F FF 92 D SI 86 X FF 89 1-1 ② FC6-4 3 FC6-4 1-2f 2-3 3-H		B SL 80 B SI 92 X SI 92 2-0 ③ G1-3		4	0	0	1	0	0	3
3 Alex Cora, L (1, 6) OBP: 0.327, SLG: 0.299		B FF 92 B FF 92 C FF 91 F FF 92 B FF 92 X FF 91 3-2 ③ L7			C FF 92 C SI 86 X CU 71 0-2 57 SH3 1B	B FF 91 B SI 86 X FF 91 2-0 ③ FC6-4 1-2f			C SL 78 X SI 92 0-1 4 SH1-4 16 3B 1B	4	1	2	0	0	0	2
57 Johan Santana, L (1, 1) OBP: 0.194, SLG: 0.143 25 Pedro Feliciano, L (8, 1) 50 Sean Green, R (8, 1) 48 Pat Misch, R (8, 1) 43 Brian Stokes, R (8, 1) 4 Angel Berroa, R (9, PH) OBP: 0.160, SLG: 0.167 75 Francisco Rodríguez, R (9, 1)			C SI 91 B FF 90 F FO 84 B FF 90 X FF 92 2-2 ① G4-3		X FF 91 0-0 ② SH3 1-2		B FF 89 B SI 88 C SI 89 B FF 89 B FF 88 4-1 16 SH5-4 BB		X FF 93 0-0 ① SH1-4 1-2	1 0 0 0 0 0 0 0	0 0 0 0 0 0 0 0	0 0 0 0 0 0 0 0	0 0 0 0 0 0 0 0	1 0 0 0 0 0 0 0	0 0 0 0 0 0 0 0	0 0 0 0 0 0 0 0
Inning Stats	R: 0 E: 0 K: 1 S: 11 H: 1 LOB: 2 BB: 1 P: 22	R: 0 E: 0 K: 0 S: 7 H: 0 LOB: 0 BB: 0 P: 12	R: 0 E: 0 K: 0 S: 7 H: 1 LOB: 1 BB: 0 P: 9	R: 0 E: 0 K: 1 S: 7 H: 0 LOB: 0 BB: 0 P: 10	R: 0 E: 0 K: 0 S: 9 H: 1 LOB: 1 BB: 0 P: 11	R: 2 E: 0 K: 0 S: 9 H: 2 LOB: 2 BB: 2 P: 24	R: 0 E: 0 K: 2 S: 11 H: 0 LOB: 1 BB: 1 P: 20	R: 0 E: 0 K: 1 S: 9 H: 1 LOB: 1 BB: 0 P: 14	R: 3 E: 1 K: 0 S: 22 H: 3 LOB: 2 BB: 2 P: 37	1B: 8 2B: 0 3B: 1 HR: 0 SF: 0 SAC: 5 DP: 0 HBP: 0				WP: 0 PB: 0 SB: 2 CS: 0	PA: 42	

TOP

New York Mets @ Atlanta Braves

Turner Field, Atlanta, GA

Sat Jul 18 2009, 4:00 PM EDT

Att. 51,175 - Sunny - 81 F

livebaseballscorecards.com

AB	31
R	5
H	9
RBI	5
BB	6
SO	5
LOB	18

PITCHER		IP	WLS	BF	H	R	ER	SO	BB	IBB	HBP	BLK	WP	HR	S	P	ERA	WHIP
11 Kenshin Kawakami, R ERA: 4.15	(1, 1)	6.2	L	29	5	2	2	3	2	2	0	0	0	0	56	100	2.70	1.050
34 Eric O'Flaherty, L ERA: 3.31	(7, 1)	0.1		1	0	0	0	1	0	0	0	0	0	0	5	8	0.00	0.000
58 Peter Moylan, R ERA: 4.38	(8, 1)	1.0		4	1	0	0	1	0	0	0	0	0	0	9	14	0.00	1.000
46 Manny Acosta, R ERA: 4.35	(9, 1)	0.2		7	3	3	3	0	1	1	0	0	0	0	17	31	40.50	6.000
36 Boone Logan, L ERA: 2.16	(9, 1)	0.1		1	0	0	0	0	0	0	0	0	0	0	5	6	0.00	0.000

PITCHER		IP	WLS	BF	H	R	ER	SO	BB	IBB	HBP	BLK	WP	HR	S	P	ERA	WHIP

BOTTOM

New York Mets @ Atlanta Braves

Turner Field, Atlanta, GA

Sat Jul 18 2009, 4:00 PM EDT

Att. 51,175 - Sunny - 81 F

Batter	1	2	3	4	5	6	7	8	9	AB	R	H	RBI	BB	SO	LOB
13 Nate McLouth, L (1, 8) OBP: 0.334, SLG: 0.460	B X FF 89 1-0 ① P6		B FF 91 C FF 90 F SL 81 B FF 85 B FF 92 X SL 82 3-2 ② G4-3		C SL 82 B FF 90 C CH 82 X CH 82 1-2 ③ F8		F FF 90 F SL 84 B SL 84 B FF 91 B SL 82 S CH 83 3-3 ② K		B FF 92 X FF 92 1-0 ① P5	5	0	0	0	0	1	5
14 Martín Prado, R (1, 4) OBP: 0.390, SLG: 0.505 (9, 3)	B FF 89 C FF 88 F CH 82 X SL 82 1-2 10 F9 2B		B FF 91 B SL 82 C SI 90 B FF 91 C FF 91 F FF 91 S SL 82 3-3 ③ K			B FF 87 C SI 87 F CH 81 X FF 90 1-2 ① F9	C CH 84 X CH 85 0-1 ③ FC5 1-2 2-3f		C FF 93 F FF 93 B FF 93 C FF 94 1-3 ② K	5	0	1	0	0	2	3
10 Chipper Jones, S (1, 5) OBP: 0.410, SLG: 0.476	B FF 89 X CH 76 1-0 ② F9 2-3			F CH 82 X CH 82 0-1 ① P3		B CH 80 C CH 82 F SI 90 X CH 82 1-2 ② G5-3		B SI 88 C SL 84 B CH 76 F SL 84 F SL 81 B SL 82 X SL 83 3-2 HR	B FF 93 C FF 93 C CU 79 S FF 93 1-3 ③ K	5	1	1	1	0	1	1
16 Brian McCann, L (1, 2) OBP: 0.377, SLG: 0.500 27 Diory Hernandez, R (8, PR) OBP: 0.197, SLG: 0.239 (9, 4)	C FF 90 B FF 90 X SL 81 1-1 ③ G4-3			B FF 92 F SL 80 B SL 83 X CH 82 2-1 ② G3		S SL 81 B SL 83 S FF 90 F FF 91 X SL 81 1-2 E6		C SI 89 B SI 88 X SI 88 1-1 19 CS 1B		4 0	0 0	1 0	0 0	0 0	0 0	1 0
19 Yunel Escobar, R (1, 6) OBP: 0.360, SLG: 0.451		C FF 90 B FF 90 F FF 90 F FF 91 B CH 82 F CH 81 S CH 82 2-3 ① K		B CH 83 X CH 83 1-0 ③ G4-3		F CH 80 X FF 89 0-1 ③ F9		B SI 88 B SI 88 B SI 87 C SI 90 S SI 90 F SI 90 B SI 89 4-2 ① 22 1B BB 1-2		3	0	0	0	1	1	1
23 Matt Diaz, R (1, 7) OBP: 0.375, SLG: 0.460		F FF 90 F FF 91 X CH 84 0-2 ② G2-3			C CH 81 B FF 91 F CH 84 B FF 91 B SL 85 B FF 90 4-2 11 FC1-5 25 BB BB		C FF 89 F CH 82 B SL 84 B FF 90 X CH 83 2-2 22 FC3-6 1B	C SI 88 X CU 73 0-1 ② P6		3	0	1	0	1	0	1
22 Casey Kotchman, L (1, 3) OBP: 0.356, SLG: 0.403 8 David Ross, R (8, PR) OBP: 0.375, SLG: 0.533 (9, 2)		C FF 91 X FF 91 0-1 1B			F FF 89 B FF 91 1 SAFE 1 SAFE F FF 90 D CH 77 F FF 90 1 SAFE S CH 80 2-3 ① K		C SI 88 X CH 78 0-1 ① FC3-6 18 1B 25 1B 1-2f	C CU 75 F FF 86 B SI 87 B FF 86 F SI 90 1 SAFE D CU 77 X FF 83 3-2 25 BB 1B 1-3		4 0	0 0	2 0	0 0	0 0	1 0	2 0
25 Ryan Church, L (1, 9) OBP: 0.330, SLG: 0.364		X FF 91 0-0 ③ P6			B FF 88 C CH 78 F CH 80 F CH 81 1 SAFE D CH 80 B SL 82 B CH 81 4-2 11 FC1-5 1-2 BB		C SL 79 D CH 84 B SL 80 X FF 88 2-1 14 FC5 18 1B 1-2 1B	B SI 88 B FF 85 B FF 85 B SI 87 4-0 1-2 BB		2	0	1	0	2	0	1
11 Kenshin Kawakami, R (1, 1) OBP: 0.172, SLG: 0.111 34 Eric O'Flaherty, L (7, 1) 18 Garret Anderson, L (7, PH) OBP: 0.313, SLG: 0.419 26 Brooks Conrad, S (7, PR) OBP: 0.382, SLG: 0.688 58 Peter Moylan, R (8, 1) 20 Greg Norton, S (8, PH) OBP: 0.278, SLG: 0.159 46 Manny Acosta, R (9, 1) 36 Boone Logan, R (9, 1)			C FF 88 B FF 91 F CH 82 F CH 81 F FF 91 S CH 81 1-3 ① K		B FF 88 B FF 89 X FF 88 2-0 ② FC1-5 1-2 2-3f		B SL 81 C SL 81 S CH 82 X SL 83 1-2 14 FC5 1B 1-2 2-3	B CH 81 F FF 94 B FF 95 B CH 76 S FF 94 T SI 94 3-2 ③ K		2 0 1 0 0 0 1 0 0	0 0 0 0 0 0 0 0 0	0 0 1 0 0 0 0 0 0	0 0 0 0 0 0 0 1 0	1 0 0 0 0 0 0 0 0	2 0 0 0 0 0 0 3 0	0 0 0 0 0 0 0 0 0
Inning Stats	R: 0 E: 0 K: 0 S: 7 H: 1 LOB: 1 BB: 0 P: 11	R: 0 E: 0 K: 1 S: 11 H: 1 LOB: 1 BB: 0 P: 13	R: 0 E: 0 K: 2 S: 12 H: 0 LOB: 0 BB: 0 P: 19	R: 0 E: 0 K: 0 S: 5 H: 0 LOB: 0 BB: 0 P: 8	R: 0 E: 0 K: 1 S: 13 H: 0 LOB: 2 BB: 2 P: 26	R: 0 E: 1 K: 0 S: 12 H: 0 LOB: 1 BB: 0 P: 15	R: 0 E: 0 K: 1 S: 15 H: 3 LOB: 3 BB: 0 P: 23	R: 1 E: 0 K: 1 S: 18 H: 3 LOB: 3 BB: 2 P: 36	R: 0 E: 0 K: 2 S: 7 H: 0 LOB: 0 BB: 0 P: 10	1B: 6 2B: 1 3B: 0 HR: 1 SF: 0 SAC: 0 DP: 0 HBP: 0						

livebaseballscorecards.com

AB	35
R	1
H	8
RBI	1
BB	4
SO	8
LOB	20

WP: 0 PB: 0 SB: 0 CS: 1 PA: 39

PITCHER		IP	WLS	BF	H	R	ER	SO	BB	IBB	HBP	BLK	WP	HR	S	P	ERA	WHIP
57 Johan Santana, L ERA: 2.92	(1, 1)	7.0	W	29	5	0	0	5	2	0	0	0	0	0	75	115	0.00	1.000
25 Pedro Feliciano, L ERA: 3.0	(8, 1)	0.0		2	2	1	1	0	0	0	0	0	0	1	6	10	∞	∞
50 Sean Green, R ERA: 5.31	(8, 1)	0.2	H	2	0	0	0	0	1	0	0	0	0	0	5	9	0.00	1.500
48 Pat Misch, L ERA: 3.68	(8, 1)	0.0		2	1	0	0	0	1	0	0	0	0	0	4	11	∞	∞
43 Brian Stokes, R ERA: 3.86	(8, 1)	0.1	H	1	0	0	0	1	0	0	0	0	0	0	3	6	0.00	0.000

PITCHER		IP	WLS	BF	H	R	ER	SO	BB	IBB	HBP	BLK	WP	HR	S	P	ERA	WHIP
75 Francisco Rodríguez, R ERA: 1.85	(9, 1)	1.0		3	0	0	0	2	0	0	0	0	0	0	7	10	0.00	0.000

Batter	1	2	3	4	5	6	7	8	9	AB	R	H	RBI	BB	SO	LOB
16 Ángel Pagán, S (1, 8) OBP: 0.372, SLG: 0.423	B FF 92 B SI 91 X FF 89 2-0 1 SH1-4 2B		C FF 91 B FF 91 F SI 92 C SL 87 1-3 ① K		B CU 74 F SL 84 C FF 91 X FF 92 1-2 ① F8			B X 1-0 ① P4		4	0	1	0	0	1	0
1 Luis Castillo, S (1, 4) OBP: 0.388, SLG: 0.340	X FF 89 0-0 ① SH1-4 2-3		B SI 91 B SI 91 C FF 91 C FF 92 X SL 77 2-2 5 BB 12 1B 1B		C SI 90 B SL 85 B SL 86 X SL 86 2-1 28 CS 1B			B FF 93 C FF 92 S SL 83 B FF 94 X SL 83 2-2 ② F9		3	1	2	0	0	0	0
28 Daniel Murphy, L (1, 3) OBP: 0.307, SLG: 0.352	B FF 92 X CH 82 1-0 ② L1		S SL 76 C SL 85 X CH 75 0-2 ② F8		C SL 86 1 SAFE B SL 84 B FF 90 F SL 86 X CU 69 2-2 ②③ F9 1-2			C FF 93 C FF 94 S FF 94 0-3 ③ K		4	0	0	0	0	1	3
5 David Wright, R (1, 5) OBP: 0.411, SLG: 0.457	B SI 92 C FF 93 B FF 93 C CU 77 X SI 94 2-2 ③ F9		1 SAFE 1 SAFE B SI 90 C FF 91 B FF 91 B SL 76 B CU 75 4-1 12 1B 1-2 BB			C FF 88 F SL 84 F CU 68 S CH 76 0-3 ① K			X FC 88 0-0 ① F8	3	0	0	0	1	1	1
12 Jeff Francoeur, R (1, 9) OBP: 0.282, SLG: 0.350		B SI 90 B SI 92 F SI 92 X SI 92 2-1 ① G6-3	C SI 92 S SI 92 D SL 79 X FF 93 1-2 1-3 2-H 1B			X CU 71 0-0 ② F7			C FF 91 S FC 88 B SL 87 X FC 90 1-2 ② F8	4	0	1	1	0	0	0
18 Jeremy Reed, L (1, 7) OBP: 0.299, SLG: 0.320		C SI 92 F FF 88 S FF 92 0-3 ② K	B CH 80 X SL 86 1-0 ③ G4-3			B SI 90 C CH 78 B CU 73 S SL 85 X CU 72 2-2 ③ G3			X SL 82 0-0 ③ G5-3	4	0	0	0	0	1	2
3 Alex Cora, L (1, 6) OBP: 0.327, SLG: 0.300		B SI 92 B SI 93 X SI 92 2-0 23 1B 1B		C FF 90 B SL 84 F SL 87 B SL 87 B SI 92 X SI 92 3-2 ① F8			B FF 87 B SL 83 B FF 87 C FF 87 X FF 86 3-1 ① G4-3		3	0	1	0	0	0	0
23 Brian Schneider, L (1, 2) OBP: 0.330, SLG: 0.404		C CU 74 1 SAFE C SL 85 D CH 77 F CH 79 X FF 92 1-2 1-2 1B		B FF 92 B SI 84 S SL 86 B SI 92 X SI 92 3-1 ② G1-3			F FF 86 F CU 73 X SL 81 0-2 ② L1		3	0	1	0	0	0	0
38 Fernando Nieve, R (1, 1) OBP: 0.333, SLG: 0.333 44 Tim Redding, R (2, 1) OBP: 0.077, SLG: 0.077 64 Elmer Dessens, R (5, 1) 48 Pat Misch, R (5, 1) 4 Angel Berroa, R (7, PH) OBP: 0.154, SLG: 0.160 43 Brian Stokes, R (7, 1) 39 Bobby Parnell, R (8, 1)		D SL 77 X SI 91 1-0 ③ G1-3		C SI 89 B SI 91 S SL 79 S CU 69 1-3 ③ K			B SL 82 C SI 89 F SL 83 S CU 68 1-3 ③ K		1 1 0 0 1 0 0	0 0 0 0 0 0 0	0 0 0 0 0 0 0	0 0 0 0 0 0 0	0 0 0 0 0 1 0	0 1 0 0 0 0 0	2 0 0 0 0 0 0
Inning Stats	R: 0 E: 0 K: 0 S: 6 H: 1 LOB: 1 BB: 0 P: 11	R: 0 E: 0 K: 1 S: 11 H: 2 LOB: 2 BB: 0 P: 17	R: 1 E: 0 K: 1 S: 14 H: 2 LOB: 2 BB: 1 P: 23	R: 0 E: 0 K: 1 S: 8 H: 0 LOB: 0 BB: 0 P: 15	R: 0 E: 0 K: 0 S: 8 H: 1 LOB: 0 BB: 0 P: 13	R: 0 E: 0 K: 1 S: 8 H: 0 LOB: 0 BB: 0 P: 10	R: 0 E: 0 K: 1 S: 8 H: 0 LOB: 0 BB: 0 P: 12	R: 0 E: 0 K: 1 S: 7 H: 0 LOB: 0 BB: 0 P: 10	R: 0 E: 0 K: 0 S: 5 H: 0 LOB: 0 BB: 0 P: 6	1B: 5 2B: 1 3B: 0 HR: 0	SF: 0 SAC: 1 DP: 0 HBP: 0			WP: 0 PB: 0 SB: 0 CS: 1	PA: 33	

TOP

New York Mets @ Atlanta Braves

Turner Field, Atlanta, GA

Sun Jul 19 2009, 6:00 PM EDT

Att. 34,293 - Partly Cloudy - 78 F

livebaseballscorecards.com

AB	31
R	1
H	6
RBI	1
BB	1
SO	6
LOB	8

PITCHER		IP	WLS	BF	H	R	ER	SO	BB	IBB	HBP	BLK	WP	HR	S	P	ERA	WHIP
33 Javier Vazquez, R ERA: 2.86	(1, 1)	7.0	W	27	6	1	1	5	1	0	0	0	0	0	63	101	1.29	1.000
51 Michael Gonzalez, L ERA: 3.35	(8, 1)	1.0		3	0	0	0	1	0	0	0	0	0	0	7	10	0.00	0.000
Rafael Soriano, R ERA: 1.41	(9, 1)	1.0		3	0	0	0	0	0	0	0	0	0	0	5	6	0.00	0.000

PITCHER	IP	WLS	BF	H	R	ER	SO	BB	IBB	HBP	BLK	WP	HR	S	P	ERA	WHIP

New York Mets @ Atlanta Braves

Turner Field, Atlanta, GA

Sun Jul 19 2009, 6:00 PM EDT

Att. 34,293 - Partly Cloudy - 78 F

BOTTOM

Batter	1	2	3	4	5	6	7	8	9	AB	R	H	RBI	BB	SO	LOB
13 Nate McLouth, L (1, 8) OBP: 0.341, SLG: 0.459	B FF 92 C FF 92 B SI 91 X FF 91 2-1 F7 ①		B SI 88 F SI 86 D CU 78 F SI 89 B FF 90 B FF 89 4-2 14 G4-6-3 1-2 BB		L SI 88 B FF 90 2 SAFE F FF 89 B SL 84 B SI 90 B FF 88 4-2 16 1B 14 1B 19 2B 1-2 2-3 BB	B CU 73 B CU 73 B FF 84 C SI 84 B FF 85 4-1 14 L3 BB		B FF 95 S FF 95 C FF 94 F SL 88 F FF 96 B FF 91 F FF 95 B FS 88 B FF 95 4-2 1-2 BB		1	1	0	0	4	0	0
14 Martín Prado, R (1, 4) OBP: 0.386, SLG: 0.498	X FF 91 0-0 G5-3 ②		B SL 84 C FF 89 F FF 90 F SL 86 F SI 88 X SL 77 1-2 G4-6-3 ①② 1-2f 2-3		B SL 86 X SL 83 1-0 16 1B 19 2B 1-2 2-3 3-H 1B	C CH 80 X CH 81 0-1 L3 ②③ 1-1		C FF 96 X FF 94 0-1 F9 ③		5	1	1	1	0	0	6
10 Chipper Jones, S (1, 5) OBP: 0.408, SLG: 0.473	C FF 93 F CU 77 B FF 95 B SL 83 B CH 81 B FF 91 4-2 BB		B SL 80 B SL 84 X SL 84 2-0 G3 ③		B SL 84 B FF 91 C SI 90 X SI 90 2-1 SF7 ① 3-H		B CU 80 B FF 94 X SI 94 2-0 G4-3 ①			2	0	0	1	1	0	1
16 Brian McCann, L (1, 2) OBP: 0.375, SLG: 0.496	D CU 75 F FF 91 F FF 92 B SL 80 X FF 91 2-2 F8 ③			X SL 82 0-0 F7 ①	C CU 74 C CU 77 B FF 89 X FF 87 1-2 19 2B 22 1B 1-2 2-3 1B		B SI 96 C CU 80 F FF 96 B FF 97 F CH 81 B CU 80 X SI 95 3-2 F7 ②			4	1	1	0	0	0	1
18 Garret Anderson, L (1, 7) OBP: 0.316, SLG: 0.424		C FF 89 F SI 88 X SI 89 0-2 F8 ①		C FF 90 B SI 89 X CH 80 1-1 E9 19 1B 2B	X FF 87 0-0 F7 ②		X SI 96 0-0 19 FC5-4 1B			4	1	2	0	0	0	3
19 Yunel Escobar, R (1, 6) OBP: 0.365, SLG: 0.468		B FF 90 B SL 83 X SL 83 2-0 HR		B SI 90 X SI 89 1-0 22 G6-3 3-H 1B	C CU 76 F CH 83 X SI 90 0-2 22 1B 1-3 2-H 3-H 2B		B CH 80 C FF 95 X SI 95 1-1 FC5-4 ③ 1-2f			4	1	3	4	0	0	1
22 Casey Kotchman, L (1, 3) OBP: 0.355, SLG: 0.401		C SI 89 F FF 90 B CU 78 B SI 90 X CH 81 2-2 G1-3 ②		B FF 86 X SI 85 1-0 G6-3 ②③ 1-2f	C FF 88 B CU 77 F FF 89 B FF 84 X SI 84 2-2 2-H 3-H 1B ③			B FF 94 X FS 88 1-0 G3 ①		4	0	1	1	0	0	1
25 Ryan Church, L (1, 9) OBP: 0.332, SLG: 0.361		B FF 89 C CH 81 B FF 90 B CH 80 F SI 89 X FF 90 3-2 F8 ③			B SI 86 B CH 79 F FF 89 B FF 90 B FF 90 4-1 13 BB 33 E 14 1B BB	B FF 85 B FF 84 C SI 85 B FF 86 C SI 86 F SI 87 F FF 86 B SI 87 4-2 33 SH2-4 BB		F FF 94 X SL 86 0-1 G3 ②		2	1	0	0	2	0	0
33 Javier Vazquez, R (1, 1) OBP: 0.132, SLG: 0.139 51 Michael Gonzalez, R (8, 1) 20 Greg Norton, S (8, PH) OBP: 0.291, SLG: 0.159 Rafael Soriano, R (9, 1)			C FF 87 B FF 89 B FF 90 F FF 88 B FF 90 X FF 89 3-2 14 G4-6-3 13 BB 1B		X FF 89 0-0 FC3 14 1B 13 BB 10 SF7 1-2	X SI 86 0-0 SH2-4 ① 1-2		C FF 96 B FF 96 B FF 91 C FF 96 B FF 98 B FF 96 4-2 13 BB BB		2 0 0 0	1 0 0 0	1 0 0 0	0 0 1 0	0 0 0 0	1 0 0 0	1 0 0 0
Inning Stats	R: 0 E: 0 K: 0 S: 8 H: 0 LOB: 1 BB: 1 P: 16	R: 1 E: 0 K: 0 S: 10 H: 1 LOB: 0 BB: 0 P: 17	R: 0 E: 0 K: 0 S: 11 H: 1 LOB: 1 BB: 1 P: 21	R: 1 E: 1 K: 0 S: 5 H: 2 LOB: 0 BB: 0 P: 8	R: 5 E: 1 K: 0 S: 17 H: 4 LOB: 2 BB: 2 P: 31	R: 0 E: 0 K: 0 S: 8 H: 0 LOB: 1 BB: 2 P: 16	R: 0 E: 0 K: 0 S: 8 H: 1 LOB: 1 BB: 0 P: 14	R: 0 E: 0 K: 0 S: 12 H: 0 LOB: 2 BB: 2 P: 21		1B: 6 2B: 3 3B: 0 HR: 1 SF: 1 SAC: 1 DP: 3 HBP: 0				WP: 0 PB: 0 SB: 0 CS: 0 PA: 38		

livebaseballscorecards.com

AB	28
R	7
H	9
RBI	7
BB	8
SO	0
LOB	14

PITCHER		IP	WLS	BF	H	R	ER	SO	BB	IBB	HBP	BLK	WP	HR	S	P	ERA	WHIP
38 Fernando Nieve, R ERA: 2.95	(1, 1)	1.0		4	0	0	0	0	1	0	0	0	0	0	8	16	0.00	1.000
44 Tim Redding, R ERA: 7.16	(2, 1)	3.0	L	15	4	5	4	0	3	0	0	0	0	1	30	58	12.00	2.333
64 Elmer Dessens, R ERA: 3.65	(5, 1)	0.1		2	1	0	0	0	0	0	0	0	0	0	3	6	0.00	3.000
48 Pat Misch, L ERA: 3.86	(5, 1)	1.2		8	3	2	0	0	2	0	0	0	0	0	18	29	0.00	3.000
43 Brian Stokes, R ERA: 3.76	(7, 1)	1.0		4	1	0	0	0	0	0	0	0	0	0	8	14	0.00	1.000

PITCHER		IP	WLS	BF	H	R	ER	SO	BB	IBB	HBP	BLK	WP	HR	S	P	ERA	WHIP
39 Bobby Parnell, R ERA: 4.25	(8, 1)	1.0		5	0	0	0	0	2	0	0	0	0	0	12	21	0.00	2.000

Batter	1	2	3	4	5	6	7	8	9	AB	R	H	RBI	BB	SO	LOB
33 Aaron Rowand, R (1, 8) OBP: 0.335, SLG: 0.438	C FF 94 F FF 94 B SL 86 H FF 94 2-2 2 1B HBP	C SL 85 S CU 76 S CU 77 0-3 ② K			X FF 93 0-0 ① G1-3		X FF 94 0-0 ② SF8 3-H		X FF 90 0-0 ② L4	2	0	0	1	0	1	3
59 Andres Torres, S (8, 8) OBP: 0.329, SLG: 0.486										1	0	0	0	0	0	1
2 Randy Winn, S (1, 7) OBP: 0.321, SLG: 0.391	B FF 91 1 SAFE B FF 92 B FF 93 C FF 94 X FF 93 3-1 1-2 1B	F FF 94 X CU 76 0-1 1-3 2-H 3-H 2B			C FF 93 X FF 94 0-1 ② F7		1 SAFE 1 SAFE B FF 93 F FF 92 B FF 93 1 SAFE S SL 82 B SL 82 B FF 95 4-2 1-2 BB		F SI 92 F SI 92 B CH 82 C CH 81 1-3 ③ K	4	0	2	2	1	1	1
48 Pablo Sandoval, S (1, 5) OBP: 0.377, SLG: 0.562	C FF 93 F FF 94 S SL 82 0-3 K	B FF 94 F FF 95 S SL 84 S CU 77 1-3 ③ K2-3			B FF 94 F SL 84 F SL 84 F CU 76 B SL 81 X CU 77 2-2 ③ G3-1		B FF 94 F CU 76 F SL 82 X FF 95 1-2 ③ G1-3			4	0	0	0	0	2	6
1 Bengie Molina, R (1, 2) OBP: 0.276, SLG: 0.436	X SL 82 0-0 ② F7		X FF 94 0-0 ① F7			B CU 76 X SL 85 1-0 ① G6-3		B FF 91 B FF 92 B FF 92 B FF 90 4-0 BB		3	0	0	0	1	0	2
12 Nate Schierholtz, L (1, 9) OBP: 0.317, SLG: 0.414	S CH 83 B FF 94 F SL 82 D CU 75 S FF 94 2-3 ③ K		C FF 92 B FF 94 F FF 94 F CU 76 X SL 84 1-2 ② P5			C FF 94 F FF 94 B FF 95 F FF 94 S SL 83 1-3 ② K		B FF 93 C FF 91 F FF 92 S SL 82 1-3 ① K		4	0	0	0	0	3	3
16 Edgar Renteria, R (1, 6) OBP: 0.310, SLG: 0.318		B FF 91 C FF 93 C FF 93 F CU 76 X SL 82 1-2 21 1B 2 2B 1B	S FF 94 B FF 95 F FF 95 C FF 96 1-3 ③ K			C FF 93 B FF 96 S FF 95 S FF 96 1-3 ③ K		X FF 93 0-0 ② F8		4	1	1	0	0	2	1
19 Kevin Frandsen, R (8, 6) OBP: 0.190, SLG: 0.154										0	0	0	0	0	0	0
21 John Bowker, L (1, 3) OBP: 0.250, SLG: 0.333		C FF 93 S SL 83 B SL 81 X SL 84 1-2 57 BB 2 2B 1-3 1B	C FF 93 F FF 94 B SL 82 C CU 76 1-3 ① K				B CU 74 C FF 94 F SL 82 X CU 77 1-2 ① G6-3	B FF 94 X FF 94 1-0 ③ G6-3		4	1	1	0	0	1	1
5 Juan Uribe, R (1, 4) OBP: 0.322, SLG: 0.456		C FF 93 S FF 94 S FF 93 0-3 ① K	C FF 95 B FF 96 B SL 86 S SL 85 C FF 96 2-3 ② K				B FF 95 X SL 83 1-0 33 SF8 3B		C FF 91 C FF 91 F FF 90 S CU 78 0-3 ① K	4	1	1	0	0	3	2
57 Jonathan Sánchez, L (1, 1) 14 Fred Lewis, L (7, PH) OBP: 0.336, SLG: 0.385 54 Sergio Romo, R (7, 1) 45 Justin Miller, R (7, 1) 46 Bob Howry, L (8, 1) 35 Rich Aurilia, R (9, PH) OBP: 0.259, SLG: 0.286		B FF 92 B FF 90 B FF 92 C FF 92 B FF 93 4-1 2 2B 1-2 BB	B FF 93 B FF 94 C FF 95 S FF 95 S FF 96 2-3 ③ K				B FF 93 B FF 93 C SL 83 C CU 76 F FF 95 B SL 84 D CU 77 4-2 2 S BB		B FF 91 X FF 91 1-0 1B	1	0	0	0	1	1	0
										0	0	0	0	1	0	0
										0	0	0	0	0	0	0
										0	0	0	0	0	0	0
										0	0	0	0	0	0	0
										1	0	1	0	0	0	0
Inning Stats	R: 0 E: 0 K: 2 S: 11 H: 1 LOB: 2 BB: 0 P: 18	R: 2 E: 0 K: 3 S: 19 H: 3 LOB: 2 BB: 1 P: 26	R: 0 E: 0 K: 1 S: 8 H: 0 LOB: 0 BB: 0 P: 10	R: 0 E: 0 K: 3 S: 9 H: 0 LOB: 0 BB: 0 P: 14	R: 0 E: 0 K: 0 S: 7 H: 0 LOB: 0 BB: 0 P: 9	R: 0 E: 0 K: 2 S: 8 H: 0 LOB: 0 BB: 0 P: 11	R: 1 E: 0 K: 0 S: 13 H: 1 LOB: 2 BB: 2 P: 24	R: 0 E: 0 K: 1 S: 5 H: 0 LOB: 1 BB: 1 P: 11	R: 0 E: 0 K: 2 S: 9 H: 1 LOB: 1 BB: 0 P: 11	1B: 4 2B: 1 3B: 1 HR: 0 SF: 1 SAC: 0 DP: 0 HBP: 1						

PITCHER		IP	WLS	BF	H	R	ER	SO	BB	IBB	HBP	BLK	WP	HR	S	P	ERA	WHIP
48 Tommy Hanson, R ERA: 3.0	(1, 1)	7.0	W	30	5	3	3	11	3	0	1	0	0	0	75	112	3.86	1.143
51 Michael Gonzalez, L ERA: 3.27	(8, 1)	1.0		4	0	0	0	1	1	0	0	0	0	0	5	11	0.00	1.000
54 Kris Medlen, R ERA: 5.5	(9, 1)	1.0		4	1	0	0	2	0	0	0	0	0	0	9	11	0.00	1.000

PITCHER	IP	WLS	BF	H	R	ER	SO	BB	IBB	HBP	BLK	WP	HR	S	P	ERA	WHIP

TOP

San Francisco Giants @ Atlanta Braves

Turner Field, Atlanta, GA

Mon Jul 20 2009, 7:00 PM EDT

Att. 21,988 - Partly Cloudy - 81 F

livebaseballscorecards.com

AB	32
R	3
H	6
RBI	3
BB	4
SO	14
LOB	20

WP: 0	PA: 38		
PB: 0			
SB: 1			
CS: 0			

Batter	1	2	3	4	5	6	7	8	9	AB	R	H	RBI	BB	SO	LOB
13 Nate McLouth, L (1, 8) OBP: 0.342, SLG: 0.458	B SI 94 C SI 93 B SI 94 C SI 93 B SL 82 C SI 94 3-3 ① K		B FF 93 S FF 92 B SI 93 X FF 92 2-1 ① 14 G4-3 14 S 10 HR 1B		B SI 92 B SI 91 F SI 91 B FF 91 F SI 91 X SL 81 3-2 ③ F8		B SI 87 B FF 88 B SI 86 C FF 87 B CU 77 4-1 14 WP 16 1B BB	F FF 94 X CH 87 0-1 ① SF9 3-H		3	2	1	1	1	1	0
14 Martín Prado, R (1, 4) OBP: 0.382, SLG: 0.488 (9, 5)	B SI 94 C SI 93 F SI 94 B SL 84 B SL 82 B FF 92 4-2 10 WP BB		C SI 92 B SI 93 B SL 81 X FF 93 2-1 ② G4-3 1-3			B FF 91 X SI 91 1-0 ① L7	F FF 86 C CU 79 D CU 78 B SI 87 X FF 89 2-2 ① L4 1-2	F FF 93 F SL 86 B FF 94 X FF 93 1-2 ② F8		4	0	0	0	1	0	3
10 Chipper Jones, S (1, 5) OBP: 0.408, SLG: 0.482 26 Brooks Conrad, S (8, PR) OBP: 0.382, SLG: 0.688 (9, 4)	C SL 80 S SI 93 S SL 83 0-3 ② K 1-2		B SI 94 D SL 85 B FF 94 X FF 92 3-1 HR 3-H			C FF 93 B SI 88 B CH 84 S CH 81 F SI 93 S SL 83 2-3 ② K	B SI 86 B FF 87 B SI 88 C SI 88 F SI 88 C CH 78 3-3 ② K	B SI 93 F FF 93 B SL 88 C FF 92 B FF 93 X FF 92 3-2 1B 1-3		5 0	1 0	2 0	2 0	0 0	3 0	2 0
16 Brian McCann, L (1, 2) OBP: 0.372, SLG: 0.490 54 Kris Medlen, S (9, 1)	C SI 93 F SI 93 B SL 85 D SL 85 F SI 94 S SI 94 2-3 ③ K		X SL 81 0-0 ③ G3			B SI 92 X SL 79 1-0 ③ G4-3	S CH 77 X CH 77 0-1 2-H 1B	B SI 92 B SI 92 F FF 93 B FF 93 F FF 92 X CH 86 3-2 ③ F8		5 0	0 0	1 0	1 0	0 0	1 0	3 0
19 Yunel Escobar, R (1, 6) OBP: 0.369, SLG: 0.470		B FF 93 C SI 93 C SL 82 B SI 94 F FF 94 X SL 84 2-2 ① F9	B SL 80 X FF 92 1-0 23 CS 1B				18 1B 23 3B 1B B CU 78 4-0 BB			3	1	2	0	1	0	0
18 Garret Anderson, L (1, 7) OBP: 0.318, SLG: 0.438 51 Michael Gonzalez, R (8, 1) 8 David Ross, R (9, 2) OBP: 0.375, SLG: 0.533		X SI 94 0-0 HR	C SL 81 C FF 92 B SI 92 C SL 83 1-3 ① K				B FF 89 C SL 78 B SL 76 X SI 89 2-1 1-2 23 3B 1B C CH 79 X CH 80 0-1 G2-3			4 0 0	2 0 0	2 0 0	1 0 0	0 0 0	1 0 0	3 0 0
23 Matt Diaz, R (1, 9) OBP: 0.378, SLG: 0.473 (8, 7)		B SL 80 F FF 93 S SI 94 C SI 94 1-3 ② K	1 SAFE B SI 92 1 SAFE B CH 82 X SI 92 2-0 ② ③ F9 1-2				L SL 78 L SL 78 F SL 78 B FF 92 X SL 77 1-2 1-H 2-H 22 1B 3B	X FF 93 0-0 22 E 25 1B 1B		4	2	2	2	0	1	1
22 Casey Kotchman, L (1, 3) OBP: 0.353, SLG: 0.398		B SI 94 F FF 94 C SL 82 B SL 84 B SL 83 X FF 93 3-2 ③ F8			B SL 80 C SI 92 X SI 92 1-1 ① G6-3		B SL 78 X SI 90 1-0 3-H 25 HR 1B	X SI 92 0-0 25 1B 13 SF9 E6 1-2		4	2	1	1	0	0	1
48 Tommy Hanson, R (1, 1) OBP: 0.125, SLG: 0.125 25 Ryan Church, L (7, PH) OBP: 0.337, SLG: 0.378 (8, 9)			C SI 92 S SI 93 S SI 93 0-3 ① K		C SI 91 S SI 92 S SI 92 0-3 ② K		B SI 87 C FF 86 F SI 86 X CH 76 1-2 1-H HR	C FF 93 B SI 93 B SI 93 S FF 94 B FF 93 F FF 93 X FF 92 3-2 1-3 2-H 10 1B 1B		2 2	0 1	0 2	0 3	0 0	2 0	0 0
Inning Stats	R: 0 E: 0 K: 3 S: 12 H: 0 LOB: 1 BB: 1 P: 21	R: 1 E: 0 K: 1 S: 11 H: 1 LOB: 0 BB: 0 P: 17	R: 2 E: 0 K: 1 S: 10 H: 2 LOB: 0 BB: 0 P: 17	R: 0 E: 0 K: 1 S: 5 H: 1 LOB: 0 BB: 0 P: 9	R: 0 E: 0 K: 1 S: 8 H: 0 LOB: 0 BB: 0 P: 12	R: 0 E: 0 K: 1 S: 6 H: 0 LOB: 0 BB: 0 P: 10	R: 6 E: 0 K: 1 S: 24 H: 6 LOB: 2 BB: 2 P: 42	R: 2 E: 1 K: 0 S: 17 H: 3 LOB: 2 BB: 0 P: 27		1B: 9 2B: 0 3B: 1 HR: 3 SF: 1 SAC: 0 DP: 0 HBP: 0						

PITCHER		IP	WLS	BF	H	R	ER	SO	BB	IBB	HBP	BLK	WP	HR	S	P	ERA	WHIP
57 Jonathan Sánchez, L ERA: 4.68	(1, 1)	6.0		22	4	3	3	8	1	0	0	0	1	2	52	86	4.50	0.833
54 Sergio Romo, R ERA: 6.59	(7, 1)	0.0	L	4	4	4	4	0	0	0	0	0	0	0	10	14	∞	∞
45 Justin Miller, R ERA: 2.36	(7, 1)	1.0		7	2	2	2	1	2	0	0	0	1	1	14	28	18.00	4.000
46 Bob Howry, R ERA: 3.71	(8, 1)	1.0		7	3	2	1	0	0	0	0	0	0	0	17	27	9.00	3.000

PITCHER	IP	WLS	BF	H	R	ER	SO	BB	IBB	HBP	BLK	WP	HR	S	P	ERA	WHIP

BOTTOM

San Francisco Giants @ Atlanta Braves

Turner Field, Atlanta, GA

Mon Jul 20 2009, 7:00 PM EDT
Att. 21,988 - Partly Cloudy - 81 F

livebaseballscorecards.com

AB	36
R	11
H	13
RBI	11
BB	3
SO	9
LOB	13

WP: 2 PA: 40
PB: 0
SB: 1
CS: 1

Batter	1	2	3	4	5	6	7	8	9	AB	R	H	RBI	BB	SO	LOB
2 Randy Winn, S (1, 8) OBP: 0.325, SLG: 0.393	C SI 89 F SL 81 B CH 84 X SL 80 1-2 21 1B 1B		C SI 90 X SI 90 0-1 1B		C SL 81 B SL 81 B SL 81 F SI 90 B FC 86 F SL 81 F SI 90 B SI 90 4-2 48 FC4-6 1-2 BB		B SI 90 F CH 80 F SI 91 B SL 79 B SI 90 F SI 89 X SI 89 3-2 ③ F8			3	0	2	0	1	0	0
49 Brandon Medders, R (8, 1)										0	0	0	0	0	0	0
21 John Bowker, L (1, 9) OBP: 0.250, SLG: 0.320	B SI 88 1 SAFE B SI 89 F SI 89 1 SAFE X SI 89 2-1 35 G4-6-3 1-2 1B		F SL 81 1 SAFE S FC 87 1 SAFE B CH 84 F FC 86 B CH 84 F FC 87 D SL 83 3-2 ③ F SL 82 X FC 87 G3		F FC 85 C SL 81 B SI 90 B SI 90 F SI 90 C SI 89 2-3 ② K			B FF 89 C FF 90 S SL 83 F FF 92 C SL 82 1-3 ① K		4	0	1	0	0	2	3
48 Pablo Sandoval, S (1, 5) OBP: 0.375, SLG: 0.558	C SL 81 S CH 85 S CH 85 0-3 ① K			X CH 83 0-0 14 FC3-6 1B	X SI 89 0-0 ③ FC4-6 1-2f			C CH 82 X SI 92 0-1 ② G6-3		4	0	1	0	0	1	4
35 Travis Ishikawa, L (1, 3) OBP: 0.315, SLG: 0.416	C SL 82 F CH 85 X CH 85 0-2 ② ③ G4-6-3 1-2f			X SI 89 0-0 ① F7		B B SI 87 B C SI 87 X SI 87 3-1 ① G3		B FF 93 S FF 91 B SL 83 F FF 91 X FF 92 2-2 1B		4	0	1	0	0	0	3
14 Fred Lewis, L (1, 7) OBP: 0.331, SLG: 0.378		F SI 88 B SI 88 B CH 84 C SL 82 S FC 86 2-3 ① K		C SI 89 B SI 90 B FC 86 X SI 88 2-1 ② FC3-6 1-2f		C SL 80 S SI 89 B SI 89 X 1-2 ② L9		S SL 82 X SL 83 0-1 ③ G1-3		4	0	0	0	0	1	2
16 Edgar Renteria, R (1, 6) OBP: 0.308, SLG: 0.316		B SI 89 X SI 90 1-0 ② G5-3		1 SAFE B SI 88 C SI 89 X SI 90 1-1 ③ G5-3		B SI 88 B X SI 89 2-0 37 FC6-4 1B			F FF 94 B FF 94 S FF 93 B SL 82 B FF 94 X FF 94 3-2 ① G3	2	0	0	0	0	0	1
45 Justin Miller, R (4, 1)										0	0	0	0	0	0	0
12 Nate Schierholtz, L (6, PH) OBP: 0.321, SLG: 0.417										1	0	1	0	0	0	0
47 Merkin Valdez, R (6, 1)										0	0	0	0	0	0	0
59 Andres Torres, S (8, 8) OBP: 0.325, SLG: 0.479										1	0	0	0	0	0	0
37 Matt Downs, R (1, 4) OBP: 0.298, SLG: 0.325		S SI 89 F SI 89 B SI 90 X SI 90 1-2 ③ G6-3			C SI 87 S SI 88 F SI 89 B SI 88 X SL 81 1-2 5 1B 2B	C D SI 89 F X SI 90 1-2 ③ FC6-4 1-2f			F FF 95 F SL 81 B FF 95 F CH 85 S SL 82 1-3 ② K	4	1	1	0	0	1	1
22 Eli Whiteside, R (1, 2) OBP: 0.245, SLG: 0.269			C SI 88 C SI 88 X SL 82 0-2 ① G5-3		X SI 89 0-0 ① P3		B SI 90 C SI 90 B SI 92 S SI 90 C SI 92 2-3 ① K		S FF 95 C FF 94 B SL 84 X FF 95 1-2 ③ G3-1	4	0	0	0	0	1	1
56 Ryan Sadowski, R (1, 1) OBP: 0.125, SLG: 0.125			C SI 88 S SI 89 S SI 90 0-3 ② K		S SL 82 B SL 82 F SL 82 X SI 90 1-2 2 BB 2-H 1B		B SI 91 B SL 78 C SI 89 B SI 91 X SI 90 3-1 ② F8			1	0	0	0	0	1	0
5 Juan Uribe, R (4, 6) OBP: 0.324, SLG: 0.457										2	0	1	1	0	0	0

Inning Stats	1	2	3	4	5	6	7	8	9
	R: 0 E: 0 K: 1 S: 11 H: 2 LOB: 1 BB: 0 P: 14	R: 0 E: 0 K: 1 S: 7 H: 0 LOB: 0 BB: 0 P: 11	R: 0 E: 0 K: 1 S: 14 H: 1 LOB: 1 BB: 0 P: 17	R: 0 E: 0 K: 0 S: 6 H: 1 LOB: 1 BB: 0 P: 9	R: 1 E: 0 K: 1 S: 17 H: 2 LOB: 2 BB: 1 P: 25	R: 0 E: 0 K: 0 S: 9 H: 1 LOB: 1 BB: 0 P: 16	R: 0 E: 0 K: 1 S: 9 H: 0 LOB: 0 BB: 0 P: 17	R: 0 E: 0 K: 1 S: 11 H: 1 LOB: 1 BB: 0 P: 14	R: 0 E: 0 K: 1 S: 10 H: 0 LOB: 0 BB: 0 P: 15

1B: 7	SF: 0	WP: 0	PA: 35
2B: 1	SAC: 0	PB: 0	
3B: 0	DP: 1	SB: 0	
HR: 0	HBP: 0	CS: 0	

PITCHER		IP	WLS	BF	H	R	ER	SO	BB	IBB	HBP	BLK	WP	HR	S	P	ERA	WHIP
32 Derek Lowe, R ERA: 4.26	(1, 1)	6.0	W	25	7	1	1	4	1	0	0	0	0	0	64	92	1.50	1.333
58 Peter Moylan, R ERA: 4.28	(7, 1)	1.0		3	0	0	0	1	0	0	0	0	0	0	9	17	0.00	0.000
34 Eric O'Flaherty, L ERA: 3.21	(8, 1)	1.0		4	1	0	0	1	0	0	0	0	0	0	11	14	0.00	1.000
46 Manny Acosta, R ERA: 4.15	(9, 1)	1.0		3	0	0	0	1	0	0	0	0	0	0	10	15	0.00	0.000

PITCHER	IP	WLS	BF	H	R	ER	SO	BB	IBB	HBP	BLK	WP	HR	S	P	ERA	WHIP

TOP

San Francisco Giants @ Atlanta Braves

Turner Field, Atlanta, GA

Tue Jul 21 2009, 7:00 PM EDT

Att. 25,135 - Partly Cloudy - 84 F

livebaseballscorecards.com

AB	34
R	1
H	8
RBI	1
BB	1
SO	7
LOB	15

San Francisco Giants @ Atlanta Braves

Turner Field, Atlanta, GA

Tue Jul 21 2009, 7:00 PM EDT

Att. 25,135 - Partly Cloudy - 84 F

livebaseballscorecards.com

BOTTOM

Batter	1	2	3	4	5	6	7	8	9	AB	R	H	RBI	BB	SO	LOB
13 Nate McLouth, L (1, 8) OBP: 0.341, SLG: 0.455	B FF 88 X FF 87 1-0 F7		B FF 88 C FF 88 B FF 89 S SL 87 X FF 90 2-2 F7	C FF 89 B SL 86 B SL 87 F SL 85 F CU 76 S CU 77 2-3 K	C CU 76 F F CU 77 X 0-2 1-2 2-3 1B		C FF 96 F FF 96 B SL 85 B SL 83 X FF 97 2-2 F7			4	0	1	0	0	1	2
58 Peter Moylan, R (7, 1)										0	0	0	0	0	0	0
20 Greg Norton, S (7, PH) OBP: 0.286, SLG: 0.156										1	0	0	0	0	0	0
34 Eric O'Flaherty, L (8, 1)										0	0	0	0	0	0	0
46 Manny Acosta, R (9, 1)										0	0	0	0	0	0	0
14 Martín Prado, R (1, 4) OBP: 0.387, SLG: 0.491	C FF 90 B FF 92 X CU 76 1-1 16 2B 1B		C FF 90 X FF 88 0-1 10 2B 18 SF9 1-2 1B	C SL 85 D SL 81 B SL 88 X FF 88 2-1 10 BB 16 HR 2-H 1B	B FF 87 D B FF 86 C F FF 88 F S FF 87 3-3 K			C SL 83 F CU 72 C FC 91 0-3 K		5	3	3	1	0	2	3
10 Chipper Jones, S (1, 5) OBP: 0.408, SLG: 0.482	S FF 90 B SL 87 B FF 88 C CU 75 B SL 89 X CU 77 3-2 F7		X CU 76 0-0 18 SF9 19 1B 1-3 2-H 2B	F SL 86 B FF 87 B SL 86 B SI 88 B FF 87 4-1 16 HR 1-2 BB		F B FF 96 B F FF 96 F X FF 96 2-2 G6-3		X FC 92 0-0 G4-3		4	2	1	1	1	0	1
16 Brian McCann, L (1, 2) OBP: 0.379, SLG: 0.508	1 SAFE B FF 89 B CU 75 F SL 88 1 SAFE X FF 88 2-1 1-H 2B		I I I I 4-0 19 1B IBB	D CU 77 X FF 88 1-0 1-H 2-H HR		B B CH 87 B FF 96 B FF 95 4-0 18 FC4-6 BB		B CU 73 C CU 69 S CU 72 B CU 70 S CU 70 2-3 K		3	1	2	4	2	1	0
18 Garret Anderson, L (1, 7) OBP: 0.314, SLG: 0.433	B CU 74 B CU 74 C FF 89 F FF 89 S SL 87 2-3 K		B FF 88 S SL 86 X 1-1 SF9 2-3 3-H	C FF 86 B CH 77 B CH 76 S CU 78 F CU 79 S CU 78 2-3 K		B FF 96 X FF 94 1-0 FC4-6 19 1B 1-2f				3	0	0	1	0	2	2
19 Yunel Escobar, R (1, 6) OBP: 0.371, SLG: 0.470		X FF 87 0-0 G6-3	C SL 87 X FF 88 0-1 1-2 3-H 1B		C FF 87 X FF 88 0-1 F8	C FF 96 B FF 96 S SL 85 X FF 97 1-2 1-3 1B				4	0	2	1	0	0	0
22 Casey Kotchman, L (1, 3) OBP: 0.352, SLG: 0.396		C FF 90 X FF 89 0-1 G4-3	C FF 89 X SL 86 0-1 G3		C CU 76 B CH 78 X 1-1 13 1B 32 BB 1B	C FF 97 B FF 97 X CH 87 1-1 G5-3				4	0	1	0	0	0	4
25 Ryan Church, L (1, 9) OBP: 0.339, SLG: 0.378 (7, 8)		C FF 89 X CU 77 0-1 G4-3		B FF 86 F FF 87 B CH 79 B FF 89 B SL 86 4-1 32 SH3-4 14 1B BB	B FF 87 X 1-0 F7		B FF 94 B CH 85 B FF 95 C FF 95 F FF 94 X FF 95 3-2 23 G4-3 1B			3	1	1	0	1	0	1
32 Derek Lowe, R (1, 1) OBP: 0.286, SLG: 0.194 23 Matt Diaz, R (7, 9) OBP: 0.376, SLG: 0.470			C FF 88 B SL 85 S FF 88 B SL 85 X FF 88 2-2 14 1B 10 2B 1B	B CH 85 1 SAFE B FF 86 L FF 88 X FF 88 2-1 SH3-4 1-2	B CU 76 B FF 86 B FF 86 C C FF 86 F F FF 86 B 4-2 13 1B 1-2 BB		B FF 96 S FF 96 B FF 94 X FF 94 2-1 G4-3 1-2f			1 1	1 0	1 0	0 0	1 0	0 0	0 1
Inning Stats	R: 1 E: 0 K: 1 S: 11 H: 2 LOB: 1 BB: 0 P: 20	R: 0 E: 0 K: 0 S: 5 H: 0 LOB: 0 BB: 0 P: 5	R: 3 E: 0 K: 0 S: 15 H: 4 LOB: 2 BB: 1 P: 24	R: 4 E: 0 K: 2 S: 15 H: 2 LOB: 0 BB: 2 P: 32	R: 0 E: 0 K: 1 S: 17 H: 2 LOB: 3 BB: 1 P: 26	R: 0 E: 0 K: 0 S: 10 H: 1 LOB: 2 BB: 1 P: 19	R: 0 E: 0 K: 0 S: 8 H: 1 LOB: 0 BB: 0 P: 15	R: 0 E: 0 K: 2 S: 7 H: 0 LOB: 0 BB: 0 P: 9		1B: 9 2B: 2 3B: 0 HR: 1 SF: 1 SAC: 1 DP: 1 HBP: 0						

	AB	33
	R	8
	H	12
	RBI	8
	BB	5
	SO	6
	LOB	14

WP: 0 PA: 40
PB: 0
SB: 0
CS: 0

PITCHER	IP	WLS	BF	H	R	ER	SO	BB	IBB	HBP	BLK	WP	HR	S	P	ERA	WHIP
56 Ryan Sadowski, R (1, 1) ERA: 4.15	3.2	L	22	8	8	8	2	2	1	0	0	0	1	42	75	19.64	2.727
45 Justin Miller, R (4, 1) ERA: 2.28	1.1		7	2	0	0	2	1	0	0	0	0	0	21	32	0.00	2.250
47 Merkin Valdez, R (6, 1) ERA: 4.5	2.0		8	2	0	0	0	1	0	0	0	0	0	18	34	0.00	1.500
49 Brandon Medders, R (8, 1) ERA: 2.54	1.0		3	0	0	0	2	0	0	0	0	0	0	7	9	0.00	0.000

PITCHER	IP	WLS	BF	H	R	ER	SO	BB	IBB	HBP	BLK	WP	HR	S	P	ERA	WHIP

Batter	1	2	3	4	5	6	7	8	9	AB	R	H	RBI	BB	SO	LOB
2 Randy Winn, S (1, 8) (8, 7) OBP: 0.324, SLG: 0.391	C FF 89 X FF 91 0-1 F8		B FF 91 B CH 83 C FF 91 B CH 84 X FF 91 3-1 F7			S CH 83 S CH 83 B CH 84 S CH 83 1-3 K		F FF 92 C FF 94 F FF 93 B FF 93 1 SAFE X SL 85 1-2 33 FC6-4 1-2 3-H 1B		4	0	1	1	0	1	0
21 John Bowker, L (1, 7) OBP: 0.226, SLG: 0.286 33 Aaron Rowand, R (8, PH) OBP: 0.334, SLG: 0.436 41 Jeremy Affeldt, L (8, 1) OBP: 0.500, SLG: 0.500	F FF 89 B FF 91 F FF 91 B CH 83 B FF 91 X FF 90 3-2 F8			C FF 89 X CH 82 0-1 G3			C FF 90 F FF 91 B FF 92 B FF 91 X CH 84 2-2 G1-3	C FF 93 B SL 83 B SL 81 F FF 93 X SL 84 2-2 FC6-4 1-2f		3 1 0	0 0 0	0 0 0	0 0 0	0 0 0	0 0 0	0 2 0
48 Pablo Sandoval, S (1, 5) OBP: 0.371, SLG: 0.551	B CH 83 B CH 83 F FF 92 X SL 79 2-1 F7			C FF 91 B FF 90 X CH 82 1-1 G5-3			S FF 92 B CH 84 F FF 91 S SL 81 1-3 K		X FF 92 0-0 B5-3	4	0	0	0	0	1	0
1 Bengie Molina, R (1, 2) OBP: 0.279, SLG: 0.437		B FF 90 C CH 82 B CH 82 F SL 80 X FF 92 2-2 1B		B FF 92 C FF 91 F FF 92 X FF 93 1-2 G6-3			B CH 82 F CH 83 B CH 84 S FF 93 X CH 84 2-2 1B		C FF 92 S FC 88 X FC 88 0-2 G4-3	4	0	2	0	0	0	0
12 Nate Schierholtz, L (1, 9) OBP: 0.319, SLG: 0.413		C FF 90 B CH 82 B CH 81 X FF 90 2-1 F8			B CH 81 F SI 89 F FF 91 F FF 94 C FF 92 1-3 K		F FF 91 C FF 92 S FF 93 0-3 K		C SI 94 S FF 92 B SL 81 X FF 92 1-2 35 DI 35 1B 1B	4	1	1	0	0	2	2
35 Travis Ishikawa, L (1, 3) OBP: 0.314, SLG: 0.413		B FF 91 F FF 91 F FF 91 T FF 92 1-2 K			S SL 81 X FF 92 0-1 P5			B FF 89 B FF 90 F FF 89 F CH 83 F CH 83 B FF 93 F FF 92 X FF 92 3-2 F7	S FF 94 X FF 95 0-1 1-H 1B	4	0	1	1	0	1	1
5 Juan Uribe, R (1, 6) OBP: 0.322, SLG: 0.458		C FF 92 F FF 94 B FF 92 B FF 93 D SL 84 F SL 81 S FF 94 3-3 K			F FF 93 B FF 92 F FF 92 F FF 93 S SL 80 1-3 K			B SL 82 F SL 78 X SL 79 1-1 37 F9 2 1B 2B	C FC 89 B FC 88 B FC 88 F FC 90 S FC 93 2-3 K	4	1	1	0	0	3	2
37 Matt Downs, R (1, 4) OBP: 0.280, SLG: 0.302			X FF 90 0-0 P3			C FF 91 C FF 91 F FF 90 F FF 94 B CH 84 F CH 83 F FF 94 S CH 84 1-3 K		X FF 92 0-0 F9 2-3		3	0	0	0	0	1	1
55 Tim Lincecum, L (1, 1) OBP: 0.239, SLG: 0.195 14 Fred Lewis, L (6, PH) OBP: 0.329, SLG: 0.376 46 Bob Howry, L (6, 1) 59 Andres Torres, S (8, PH) OBP: 0.333, SLG: 0.479 (8, 8)			C FF 89 S CH 82 F FF 91 X CH 83 0-2 G3-1			S FF 91 C FF 92 B CH 83 T FF 93 1-2 K		B FF 93 B CH 83 B FF 93 B FF 91 4-0 2 1B BB		1 1 0 0	0 0 0 0	0 0 0 0	0 0 0 1	0 0 0 0	0 1 0 0	0 0 0 0
Inning Stats	R: 0 E: 0 K: 0 S: 7 H: 0 LOB: 0 BB: 0 P: 12	R: 0 E: 0 K: 2 S: 12 H: 1 LOB: 1 BB: 0 P: 20	R: 0 E: 0 K: 0 S: 7 H: 0 LOB: 0 BB: 0 P: 10	R: 0 E: 0 K: 0 S: 7 H: 0 LOB: 0 BB: 0 P: 9	R: 0 E: 0 K: 2 S: 10 H: 0 LOB: 0 BB: 0 P: 12	R: 0 E: 0 K: 3 S: 13 H: 0 LOB: 0 BB: 0 P: 16	R: 0 E: 0 K: 2 S: 12 H: 1 LOB: 1 BB: 0 P: 17	R: 1 E: 0 K: 0 S: 15 H: 2 LOB: 2 BB: 1 P: 26	R: 1 E: 0 K: 1 S: 12 H: 2 LOB: 1 BB: 0 P: 15	1B: 5 2B: 1 3B: 0 HR: 0 SF: 0 SAC: 0 DP: 0 HBP: 0						

PITCHER		IP	WLS	BF	H	R	ER	SO	BB	IBB	HBP	BLK	WP	HR	S	P	ERA	WHIP
49 Jair Jurrjens, R ERA: 2.67	(1, 1)	7.2	W	27	3	1	1	9	1	0	0	0	0	0	76	112	1.17	0.522
51 Michael Gonzalez, L ERA: 3.25	(8, 1)	0.1	H	2	1	0	0	0	0	0	0	0	0	0	7	10	0.00	3.000
Rafael Soriano, R ERA: 1.58	(9, 1)	1.0	S	5	2	1	1	1	0	0	0	0	0	0	12	15	9.00	2.000

PITCHER	IP	WLS	BF	H	R	ER	SO	BB	IBB	HBP	BLK	WP	HR	S	P	ERA	WHIP

TOP

San Francisco Giants @ Atlanta Braves

Turner Field, Atlanta, GA

Wed Jul 22 2009, 7:00 PM EDT

Att. 34,672 - Cloudy - 81 F

livebaseballscorecards.com

AB	33
R	2
H	6
RBI	2
BB	1
SO	10
LOB	8

PA: 34

WP: 0
PB: 0
SB: 0
CS: 0

BOTTOM

San Francisco Giants @ Atlanta Braves

Turner Field, Atlanta, GA

Wed Jul 22 2009, 7:00 PM EDT

Att. 34,672 - Cloudy - 81 F

livebaseballscorecards.com

Batter	1	2	3	4	5	6	7	8	9	AB	R	H	RBI	BB	SO	LOB
13 Nate McLouth, L (1, 8) OBP: 0.340, SLG: 0.456	B FF 93 B SI 92 B SI 94 C SI 92 T FF 93 S CH 84 3-3 ① K	F CU 75 C FF 94 D CH 85 C FF 93 1-3 ③ K		1 SAFE B FF 91 C CU 73 1 SAFE X FF 90 1-1 1-3 2B			C FF 92 B CH 87 S SL 86 S CH 86 1-3 ① K			4	0	1	0	0	3	1
14 Martín Prado, R (1, 4) OBP: 0.384, SLG: 0.486	C SI 95 B CU 76 F CU 73 B SL 82 F FF 95 T CH 85 2-2 ② K		C FF 91 X SI 93 0-1 19 HR 10 G5-3 1B	C SI 92 X SL 80 0-1 ② P3			B SI 92 B SL 86 X FF 92 2-0 ② L9			4	1	1	0	0	1	2
10 Chipper Jones, S (1, 5) OBP: 0.406, SLG: 0.479	X CU 79 0-0 16 S 16 1B 1B		C CH 84 1 SAFE X FF 93 0-1 ① G5-3 1-2	B CH 82 F CH 82 B CU 79 X CH 79 2-1 ③ L9			B CH 87 F FF 92 S FF 92 X SL 86 1-2 ③ G3-1			4	1	1	0	0	0	3
16 Brian McCann, L (1, 2) OBP: 0.377, SLG: 0.504	S FF 94 B CH 86 X FF 95 1-1 18 1B 1-H 1B		F CH 80 D CH 83 F SI 95 C SL 83 1-3 ② K		C CU 75 B CH 80 S CH 83 S CU 79 1-3 ① K			C CU 77 C CU 78 F SI 93 X CU 78 0-2 ① F8		4	0	1	1	0	2	1
18 Garret Anderson, L (1, 7) OBP: 0.320, SLG: 0.433 Rafael Soriano, R (9, 1)	C CU 79 1 SAFE X CU 80 0-1 19 FC6-4 1-2 1B		B FF 94 B FF 92 B CH 81 B FF 92 4-0 19 HR BB		C FF 92 B CH 84 B CH 81 B FF 92 F SI 93 X CH 84 3-2 ② G3			B FF 95 B CU 78 S FF 94 C CU 78 B CH 88 F CU 77 B CU 77 4-2 19 G6-4-3 BB		2 0	1 0	1 0	0 0	2 0	0 0	0 0
19 Yunel Escobar, R (1, 6) OBP: 0.370, SLG: 0.477	X FF 93 0-0 ③ FC6-4 1-2f		C SL 81 B SL 83 X FF 94 1-1 1-H 2-H HR		C FF 93 C CU 80 B CH 83 C FF 93 1-3 ③ K			B SI 94 X SI 93 1-0 ② ③ G6-4-3 1-2f		4	1	1	3	0	1	3
22 Casey Kotchman, L (1, 3) OBP: 0.352, SLG: 0.396		F SI 93 S CH 83 X CH 86 0-2 1B	B CH 83 F FF 92 F CH 82 F FF 91 B CU 80 F FF 93 S CH 84 2-3 ③ K				B SI 91 B SL 85 C FF 91 S FF 92 S FF 93 2-3 ① K			3	0	1	0	0	2	0
25 Ryan Church, L (1, 9) OBP: 0.339, SLG: 0.375		C CU 76 C CU 78 B FF 92 B FF 94 T CH 84 2-2 ① K		C FF 91 B CH 84 B SI 92 B FF 89 B FF 91 4-1 13 2B BB			F FF 92 S CH 86 B FF 92 F FF 92 C FF 93 1-3 ② K			2	0	0	0	1	2	1
49 Jair Jurrjens, R (1, 1) OBP: 0.200, SLG: 0.186 51 Michael Gonzalez, R (8, 1) 23 Matt Diaz, R (9, 7) OBP: 0.376, SLG: 0.470		C SI 92 L FF 93 L SL 82 0-3 ② K		B FF 91 L SI 89 B FF 90 C SI 91 X FF 92 2-2 ① B1			S FF 92 C FF 92 B FF 93 X SL 86 1-2 ③ F8			3 0 0	0 0 0	0 0 0	0 0 0	0 0 0	1 0 0	2 0 0
Inning Stats	R: 1 E: 0 K: 2 S: 13 H: 3 LOB: 2 BB: 0 P: 19	R: 0 E: 0 K: 3 S: 12 H: 1 LOB: 1 BB: 0 P: 15	R: 3 E: 0 K: 2 S: 14 H: 2 LOB: 0 BB: 1 P: 22	R: 0 E: 0 K: 0 S: 10 H: 1 LOB: 2 BB: 1 P: 19	R: 0 E: 0 K: 2 S: 9 H: 0 LOB: 0 BB: 0 P: 14	R: 0 E: 0 K: 2 S: 10 H: 0 LOB: 0 BB: 0 P: 14	R: 0 E: 0 K: 1 S: 7 H: 0 LOB: 0 BB: 0 P: 11	R: 0 E: 0 K: 0 S: 8 H: 0 LOB: 0 BB: 1 P: 13		1B: 5 2B: 1 3B: 0 HR: 1 SF: 0 SAC: 0 DP: 1 HBP: 0				WP: 0 PB: 0 SB: 1 CS: 0 PA: 33		

	AB	30
	R	4
	H	7
	RBI	4
	BB	3
	SO	12
	LOB	13

PITCHER		IP	WLS	BF	H	R	ER	SO	BB	IBB	HBP	BLK	WP	HR	S	P	ERA	WHIP
55 Tim Lincecum, R ERA: 2.45	(1, 1)	5.0	L	24	7	4	4	9	2	0	0	0	0	1	58	89	7.20	1.800
46 Bob Howry, R ERA: 3.5	(6, 1)	2.0		6	0	0	0	3	0	0	0	0	0	0	17	25	0.00	0.000
41 Jeremy Affeldt, L ERA: 1.21	(8, 1)	1.0		3	0	0	0	0	1	0	0	0	0	0	8	13	0.00	1.000

PITCHER	IP	WLS	BF	H	R	ER	SO	BB	IBB	HBP	BLK	WP	HR	S	P	ERA	WHIP

San Francisco Giants @ Atlanta Braves

Turner Field, Atlanta, GA

Thu Jul 23 2009, 1:00 PM EDT

Att. 31,727 - Cloudy - 80 F

TOP

livebaseballscorecards.com

Batter	1	2	3	4	5	6	7	8	9	AB	R	H	RBI	BB	SO	LOB
2 Randy Winn, S (1, 8) (8, 7) OBP: 0.328, SLG: 0.395	B FF 91 F FF 90 S FF 88 F FF 88 F FF 91 X CU 69 G1-3		B FF 90 C FO 84 B FO 84 B FF 91 X FF 90 F7		C FF 90 S FO 85 B FF 91 D CU 71 B FO 83 B SI 90 1-2 48 FC1-6 BB		X CH 82 0-0 2B	C SI 92 B SL 81 X SL 80 1-1 E9 14 1B 1-H 2-H 1B		4	1	2	1	1	0	0
14 Fred Lewis, L (1, 7) OBP: 0.331, SLG: 0.374 41 Jeremy Affeldt, L (8, 1) OBP: 0.500, SLG: 0.500 38 Brian Wilson, R (9, 1)	B FF 92 F FF 92 B FF 88 F FF 88 B FF 92 B FF 91 4-2 48 2B BB	C CU 68 F FO 85 F FO 84 B FF 91 F CU 68 B FF 91 B FF 92 X FF 92 3-2 G5-3			B SI 92 B FF 91 S FF 91 F FF 90 X FF 91 2-2 F8		B F FF 90 B SI 91 2 SAFE X CH 82 2-1 F8	B SL 79 B SL 79 X SI 91 2-0 48 S 2-H 1B		4 0 0	1 0 0	1 0 0	1 0 0	1 0 0	0 0 0	3 0 0
48 Pablo Sandoval, S (1, 5) OBP: 0.372, SLG: 0.551	C FF 92 1 SAFE 1 SAFE B FF 88 B FF 88 F FF 92 X FF 92 2-2 1-H 2B		B SI 86 S FO 85 B SI 92 B FF 91 F FO 85 F FF 91 B CU 68 4-2 BB		S CU 70 X FO 84 0-1 FC1-6 1-2f 2-3		X CU 79 0-0 F7	F SI 90 B SI 88 C SL 79 X CH 82 1-2 F7 1-2		4	0	1	1	1	0	4
1 Bengie Molina, R (1, 2) OBP: 0.275, SLG: 0.430	C FF 93 F CU 72 F FF 92 X CU 70 0-2 F7		D FF 89 F FF 91 X FO 86 1-1 F8		B FO 85 B CU 69 S FO 86 X SI 91 2-1 F9		B FF 92 X CU 80 1-0 L6		B FF 93 C SL 79 C SI 93 B SL 81 B SL 81 C SL 78 3-3 K	5	0	0	0	0	1	5
12 Nate Schierholtz, L (1, 9) OBP: 0.327, SLG: 0.418	B CU 70 B SI 87 F FF 92 X FF 92 2-1 F9			B FO 84 C FF 91 F FF 90 B FO 86 X FO 85 2-2 F9		F FF 90 B FF 89 C SL 82 B SL 83 X FF 91 2-2 35 FC3-6 1B		C SL 80 C FF 93 F SL 84 X FF 93 0-2 5 SH 35 1B 1B	X FF 92 0-0 35 G5-4-3 1B	5	1	3	0	0	0	1
35 Travis Ishikawa, L (1, 3) OBP: 0.320, SLG: 0.417		F FF 89 X FC 87 0-1 75 FC6-4 1B		C FF 91 B FF 91 X FO 84 1-1 1B	X SL 83 0-0 FC3-6 37 1B 1-2f			L FF 94 X SL 77 0-1 5 SH 2 1B 1-2 1B	S SL 81 C SI 93 X SI 95 0-2 G5-4-3 1-2f	5	1	3	0	0	0	2
5 Juan Uribe, R (1, 6) OBP: 0.318, SLG: 0.451		1 SAFE B FF 92 1 SAFE B FF 89 X FF 92 2-0 P6		X FF 90 0-0 F9	C FF 89 1 SAFE 1 SAFE F CH 80 F CH 80 B FF 91 S CU 80 1-3 K			X SI 88 0-0 SH 2 1B 2 E 1-2 2-H		3	1	0	0	0	1	3
37 Matt Downs, R (1, 4) OBP: 0.278, SLG: 0.298	S FF 92 B CU 70 T CU 69 B FF 92 S CU 68 2-3 K		B CU 70 S SI 85 B CU 64 B FF 91 X FF 91 3-1 P6		X FF 91 0-0 1-2 1B			L SI 90 B SL 78 L SI 89 B SI 92 S SL 81 2-3 K		4	0	1	0	0	2	4
75 Barry Zito, L (1, 1) OBP: 0.156, SLG: 0.129 21 John Bowker, L (8, PH) OBP: 0.219, SLG: 0.276 59 Andres Torres, S (8, 8) OBP: 0.333, SLG: 0.479	C FF 92 C FF 91 B FF 91 X CU 69 1-2 FC6-4 1-2f				C FF 88 F FF 88 X FF 89 0-2 48 FC1-6 2 BB 1B	F FF 93 S CH 82 2 SAFE S CH 81 0-3 K		S SL 80 B SL 80 C SI 93 S SL 80 1-3 K		3 1 0	0 0 0	1 0 0	0 0 0	0 1 0	1 2 0	3 2 0
Inning Stats	R: 1 H: 1 E: 0 LOB: 1 K: 0 BB: 1 S: 16 P: 25	R: 0 H: 1 E: 0 LOB: 1 K: 1 BB: 0 S: 9 P: 14	R: 0 H: 0 E: 0 LOB: 1 K: 0 BB: 1 S: 13 P: 24	R: 0 H: 1 E: 0 LOB: 1 K: 0 BB: 0 S: 8 P: 14	R: 0 H: 1 E: 0 LOB: 2 K: 0 BB: 1 S: 12 P: 20	R: 0 H: 2 E: 0 LOB: 2 K: 2 BB: 0 S: 12 P: 15	R: 0 H: 1 E: 0 LOB: 1 K: 0 BB: 0 S: 5 P: 8	R: 4 H: 4 E: 2 LOB: 1 K: 2 BB: 0 S: 19 P: 26	R: 0 H: 1 E: 0 LOB: 0 K: 1 BB: 0 S: 7 P: 10	1B: 10 2B: 2 3B: 0 HR: 0	SF: 0 SAC: 1 DP: 1 HBP: 0					

	AB	38
	R	5
	H	12
	RBI	3
	BB	3
	SO	6
	LOB	27

PITCHER		IP	WLS	BF	H	R	ER	SO	BB	IBB	HBP	BLK	WP	HR	S	P	ERA	WHIP
11 Kenshin Kawakami, R ERA: 4.04	(1, 1)	5.0		22	4	1	1	1	3	0	0	0	0	0	58	97	1.80	1.400
34 Eric O'Flaherty, L ERA: 3.18	(6, 1)	0.1		2	1	0	0	0	0	0	0	0	0	0	4	6	0.00	3.000
54 Kris Medlen, R ERA: 5.25	(6, 1)	1.2		7	2	0	0	2	0	0	0	0	0	0	13	17	0.00	1.200
51 Michael Gonzalez, L ERA: 3.25	(8, 1)	0.0	L	1	1	1	0	0	0	0	0	0	0	0	4	4	∞	∞
36 Boone Logan, L ERA: 2.16	(8, 1)	0.0		1	1	0	0	0	0	0	0	0	0	0	2	2	∞	∞

PITCHER		IP	WLS	BF	H	R	ER	SO	BB	IBB	HBP	BLK	WP	HR	S	P	ERA	WHIP
58 Peter Moylan, R ERA: 4.17	(8, 1)	1.0		6	2	3	0	2	0	0	0	0	0	0	13	20	0.00	2.000
46 Manny Acosta, R ERA: 3.97	(9, 1)	1.0		3	1	0	0	1	0	0	0	0	0	0	7	10	0.00	1.000

Batter	1	2	3	4	5	6	7	8	9	AB	R	H	RBI	BB	SO	LOB
13 Nate McLouth, L (1, 8) OBP: 0.336, SLG: 0.450	C SI 86 B CU 73 X FC 77 1-1 P6 ①		C SI 87 X CU 72 0-1 G4-6-3 ②③ 1-2f		B SI 87 S FC 80 B CU 75 X SI 87 2-1 F8 ③			C FF 94 B FF 95 C CU 77 B CU 77 X SI 92 2-2 G4-6-3 ①② 1-2f		4	0	0	0	0	0	2
14 Martín Prado, R (1, 4) OBP: 0.390, SLG: 0.486 (8, 3)	C SI 87 B SI 86 C CU 73 X CU 74 1-2 F7 ②			B SI 85 C CH 73 B SI 85 B SI 86 B SI 85 4-1 8 BB 19 BB BB		B SI 85 B CH 69 B SI 86 B SI 85 4-0 19 CS BB		B SI 93 B CH 86 X SI 92 2-0 1B		2	0	1	0	2	0	0
10 Chipper Jones, S (1, 5) OBP: 0.401, SLG: 0.472	F SI 87 X CH 74 0-1 G3 ③			F CH 72 F SI 86 C SI 86 0-3 K ①		X CH 73 0-0 F9 ①		C CU 76 B SI 94 X SI 94 1-1 G1-3 ③		4	0	0	0	0	1	3
19 Yunel Escobar, R (1, 6) OBP: 0.371, SLG: 0.486		B SI 86 B FC 80 X SI 86 2-0 HR		B CH 73 F CH 74 B SI 87 B FC 81 C CH 74 B FC 81 4-2 8 BB 1-2 BB		B FF 86 F CH 71 B SI 86 F SI 86 F CU 74 B CH 73 1 SAFE C CU 72 3-3 K ②③ 1-2			C SL 83 B FF 96 F SL 87 X SL 86 1-2 F8 ①	3	1	1	1	1	1	1
23 Matt Diaz, R (1, 7) OBP: 0.373, SLG: 0.465		X SI 87 0-0 22 CS 1B		F CU 72 F SI 87 F SI 87 C SI 87 0-3 K ②			X SI 85 0-0 G5-3 ①		C FF 95 X SL 87 0-1 G6-3 ②	4	0	1	0	0	1	2
8 David Ross, R (1, 2) OBP: 0.383, SLG: 0.533 16 Brian McCann, L (9, PH) OBP: 0.380, SLG: 0.509		B CU 70 C CH 73 D CH 74 F FC 78 F SI 86 1 SAFE B CU 73 S SI 86 3-3 K ①		D FC 80 F FC 79 S CU 73 D CU 76 F FC 80 B CU 75 B FF 86 4-2 1-2 2-3 BB			F SI 86 F CU 72 X SI 85 0-2 22 FC4-6 1B		S FF 97 B FF 97 S FF 97 X FF 97 1-2 2B	2 1	0 0	1 1	0 0	1 0	1 0	1 0
22 Casey Kotchman, L (1, 3) OBP: 0.348, SLG: 0.391 46 Manny Acosta, R (9, 1) 20 Greg Norton, S (9, PH) OBP: 0.281, SLG: 0.152		B SI 85 B FC 81 S SI 87 C SI 87 F SI 85 X CU 74 2-2 G1-3 ②③ 1-2		C CU 72 S FC 82 B CU 75 S FC 82 1-3 K ③			D CU 72 1 SAFE C FC 79 C CU 73 B CU 74 X SI 84 2-2 FC4-6 ② 1-2f		B FF 96 C SL 86 C FF 97 B SL 88 B SL 88 X FF 97 3-2 G4-3 ③	3 0 1	0 0 0	0 0 0	0 0 0	0 0 0	1 0 0	5 0 1
25 Ryan Church, L (1, 9) OBP: 0.336, SLG: 0.371			B CU 71 X FC 78 1-0 F9 ①		C C CU 72 X FC 79 0-2 F9 ①		C SI 87 C SI 87 F FC 81 F SI 85 B SI 88 F CU 75 F FC 79 B FC 81 S SI 84 2-3 K ③			3	0	0	0	0	1	1
11 Kenshin Kawakami, R (1, 1) OBP: 0.200, SLG: 0.111 27 Diory Hernandez, R (5, PH) OBP: 0.194, SLG: 0.235 34 Eric O'Flaherty, L (6, 1) 54 Kris Medlen, S (6, 1) 51 Michael Gonzalez, R (8, 1) 36 Boone Logan, R (8, 1) 58 Peter Moylan, R (8, 1) 2 Kelly Johnson, L (8, 4) OBP: 0.288, SLG: 0.362			C SI 86 B SI 86 B SI 86 B SI 86 C SI 84 F SI 86 B SI 86 4-2 13 G4-6-3 BB		B B X 2-0 P3 ②			C C CU 76 F SI 92 B CU 77 X FF 95 1-2 13 G4-6-3 1B		0 1 0 0 0 0 0 1	0 0 0 0 0 0 0 0	0 0 0 0 0 0 0 1	0 0 0 0 0 0 0 0	1 0 0 0 0 0 0 0	0 0 0 0 0 0 0 0	0 0 0 0 0 0 0 0
Inning Stats	R: 0 E: 0 K: 0 S: 7 H: 0 LOB: 0 BB: 0 P: 9	R: 1 E: 0 K: 1 S: 10 H: 2 LOB: 0 BB: 0 P: 17	R: 0 E: 0 K: 0 S: 6 H: 0 LOB: 0 BB: 1 P: 11	R: 0 E: 0 K: 3 S: 16 H: 0 LOB: 3 BB: 3 P: 29	R: 0 E: 0 K: 0 S: 6 H: 0 LOB: 0 BB: 0 P: 10	R: 0 E: 0 K: 1 S: 5 H: 0 LOB: 1 BB: 1 P: 12	R: 0 E: 0 K: 1 S: 14 H: 1 LOB: 1 BB: 0 P: 18	R: 0 E: 0 K: 0 S: 10 H: 2 LOB: 1 BB: 0 P: 16	R: 0 E: 0 K: 0 S: 11 H: 1 LOB: 1 BB: 0 P: 16	1B: 4 2B: 2 3B: 0 HR: 1	SF: 0 SAC: 0 DP: 3 HBP: 0	WP: 0 PB: 0 SB: 0 CS: 2	PA: 34			

BOTTOM

San Francisco Giants @ Atlanta Braves

Turner Field, Atlanta, GA

Thu Jul 23 2009, 1:00 PM EDT
Att. 31,727 - Cloudy - 80 F

livebaseballscorecards.com

AB	29
R	1
H	6
RBI	1
BB	5
SO	6
LOB	16

PITCHER		IP	WLS	BF	H	R	ER	SO	BB	IBB	HBP	BLK	WP	HR	S	P	ERA	WHIP
75 Barry Zito, L ERA: 4.68	(1, 1)	7.0	W	26	3	1	1	6	5	0	0	0	0	1	64	106	1.29	1.143
41 Jeremy Affeldt, L ERA: 1.17	(8, 1)	1.0		4	2	0	0	0	0	0	0	0	0	0	10	16	0.00	2.000
38 Brian Wilson, R ERA: 3.32	(9, 1)	1.0		4	1	0	0	0	0	0	0	0	0	0	11	16	0.00	1.000

PITCHER	IP	WLS	BF	H	R	ER	SO	BB	IBB	HBP	BLK	WP	HR	S	P	ERA	WHIP

Atlanta Braves @ Milwaukee Brewers

Miller Park, Milwaukee, WI

Fri Jul 24 2009, 7:05 PM CDT

Att. 41,941 - Roof Closed - 78 F

livebaseballscorecards.com

Batter	1	2	3	4	5	6	7	8	9	AB	R	H	RBI	BB	SO	LOB
13 Nate McLouth, L (1, 8) OBP: 0.341, SLG: 0.463	C FF 91 B FF 92 B FF 91 X FF 91 2-1 **G4-3** ①		B CU 77 B CU 74 F FF 91 B CU 75 C FF 93 D FF 93 4-2 14 HR **BB**	C FF 92 D CU 76 X FF 92 1-1 1-3 **2B**		B FF 86 D CH 81 S CH 80 F FF 88 X SL 80 2-2 **L9** ①		B CH 72 B FF 86 X FF 86 2-0 1-H **HR**	B FF 89 B CH 86 B CH 83 C FF 92 B SL 86 4-1 14 S 14 1B **BB**	4	3	2	2	2	0	0
14 Martín Prado, R (1, 4) OBP: 0.393, SLG: 0.498	C FF 91 B FS 81 B FF 92 X FF 91 2-1 **G6-3** ②		B FS 81 D FS 84 F FF 92 X FS 81 2-1 1-H 2-H **HR**	B FF 93 S CU 75 B FF 92 B FF 92 B FF 93 4-1 **BB**		B FF 88 C CU 77 C FF 89 F FF 89 B SL 81 F FF 88 B SL 82 F FF 90 X CH 84 3-2 **G6-3** ②		C FF 89 B CU 77 X FF 87 1-1 **F9** ①	C FF 94 B SL 89 X FF 92 1-1 10 BB 1-H **1B**	5	1	2	4	1	0	1
10 Chipper Jones, S (1, 5) OBP: 0.408, SLG: 0.486	B FF 92 F FF 94 C CU 76 B FS 86 B FS 85 X FF 93 3-2 **1B**		X FF 91 0-0 18 1B **1B**	S FS 84 F FS 86 B CU 76 B FS 85 F CU 74 B FS 83 S FS 82 3-3 **K** ②		B CU 72 C CU 74 C FF 89 B SL 82 X FF 90 2-2 **HR**		B CU 78 C CH 75 B CH 76 B FF 89 B FF 88 4-1 19 1B 18 1B **BB**	D CH 85 B SI 92 F SI 92 B CU 79 B FF 93 4-1 16 FC6 1-2 **BB**	4	2	3	1	2	1	3
16 Brian McCann, L (1, 2) OBP: 0.372, SLG: 0.498	C CU 75 C FF 93 B FS 85 D CU 76 X CU 74 2-2 **F8** ③		X FF 92 0-0 **F8** ①	F FF 92 B FF 94 F FS 84 F FS 86 F FS 84 B FF 94 B FF 94 F FF 93 X FF 93 3-2 **F7** ③		B CH 82 F CH 84 B FF 89 B FF 82 B SL 82 X CH 82 3-2 **G4-3** ③		C CH 75 B CH 72 B FF 87 B CH 74 S FF 89 2-3 **K** ②	B SI 93 C FF 84 C SL 78 X SL 78 1-2 **FC6** ③ 1-2f	6	0	0	0	0	1	8
19 Yunel Escobar, R (1, 6) OBP: 0.371, SLG: 0.484		X FF 90 0-0 23 1B 22 G4-3-6-3-4 **1B**	X FF 92 0-0 **F9** ②		C CU 73 B FS 83 B FF 91 X FS 80 2-1 **F8** ①		C CU 76 S CU 78 X CU 77 0-2 **F8** ①	X CU 78 0-0 18 1B 1-2 **1B**		5	1	2	0	0	0	1
18 Garret Anderson, L (1, 7) 58 Peter Moylan, R (8, 1) Rafael Soriano, R (9, 1)		C CU 75 X FF 93 0-1 **F7** ①	X FF 92 0-0 1-2 **1B**		C CU 75 S CU 74 B FS 85 X CU 74 1-2 22 1B **1B**		C FF 89 X CH 75 0-1 **G4-3** ②	C CU 78 B FF 93 C CU 78 X FF 94 1-2 2-H 23 FC6-4 **1B**		5 0 0	0 0 0	3 0 0	1 0 0	0 0 0	0 0 0	1 0 0
23 Matt Diaz, R (1, 9) OBP: 0.374, SLG: 0.463 (8, 7)		C FS 82 X FF 92 0-1 1-3 22 G4-3-6-3-4 **1B**	S FS 83 S FS 83 B FS 85 X FS 82 1-2 **L8** ③		C FS 82 S FF 91 S FF 92 0-3 **K** ②		C CU 78 F CU 78 X CU 75 0-2 **1B**	X SL 86 0-0 1-2f **FC6-4** ③		5	0	2	0	0	1	5
22 Casey Kotchman, L (1, 3) OBP: 0.349, SLG: 0.389		C FF 92 C FF 92 B FS 84 X FS 86 1-2 1-2f 3-H **G4-3-6-3-4** ② ③		B CU 75 F FF 90 B CU 73 B FF 90 B FF 90 4-1 13 2B **BB**	B CU 74 B FF 91 C CU 57 X FF 91 2-1 1-2 33 FC6-4 **1B**		C FF 86 B CH 72 1 SAFE S CH 74 1 SAFE F CU 73 F CH 75 B FF 89 2-2 X CH 72 **F9** ③		B SI 92 B SI 92 X FF 93 2-0 **F7** ①	4	0	1	0	1	0	2
33 Javier Vazquez, R (1, 1) 20 Greg Norton, S (8, PH) OBP: 0.293, SLG: 0.170 2 Kelly Johnson, L (8, PR) OBP: 0.288, SLG: 0.362 25 Ryan Church, L (8, 9) OBP: 0.334, SLG: 0.369			B FS 87 B FF 88 C FF 90 B FF 90 C FF 90 F FF 90 F FF 90 X FF 91 3-2 14 HR **2B**	L FS 80 L FS 83 B CU 75 B FS 83 L FF 92 2-3 **K** ①	B C FS 81 X 1-1 1-2f **FC6-4** ③			C CU 77 X CH 74 0-1 13 HR **1B**	B CH 82 X SL 88 1-0 **F8** ②	3 1 0 1	1 0 1 0	1 1 0 0	0 0 0 0	0 0 0 0	1 0 0 0	3 0 0 0

Inning Stats	1	2	3	4	5	6	7	8	9
	R: 0 E: 0 K: 0 S: 10	R: 1 E: 0 K: 0 S: 8	R: 3 E: 0 K: 0 S: 16	R: 0 E: 0 K: 2 S: 17	R: 0 E: 0 K: 1 S: 12	R: 1 E: 0 K: 0 S: 15	R: 0 E: 0 K: 0 S: 13	R: 3 E: 0 K: 1 S: 14	R: 1 E: 0 K: 0 S: 9
	H: 1 LOB: 1 BB: 0 P: 19	H: 2 LOB: 0 BB: 0 P: 9	H: 4 LOB: 2 BB: 1 P: 26	H: 1 LOB: 3 BB: 2 P: 34	H: 2 LOB: 2 BB: 0 P: 18	H: 1 LOB: 0 BB: 0 P: 25	H: 1 LOB: 1 BB: 0 P: 15	H: 4 LOB: 2 BB: 1 P: 24	H: 1 LOB: 2 BB: 2 P: 22

1B: 12	SF: 0
2B: 2	SAC: 0
3B: 0	DP: 1
HR: 3	HBP: 0

WP: 0	PA: 49
PB: 0	
SB: 1	
CS: 0	

AB	43
R	9
H	17
RBI	8
BB	6
SO	4
LOB	24

PITCHER		IP	WLS	BF	H	R	ER	SO	BB	IBB	HBP	BLK	WP	HR	S	P	ERA	WHIP
26 Manny Parra, L ERA: 6.42	(1, 1)	5.0		27	10	4	4	3	3	0	0	0	0	1	63	106	7.20	2.600
12 Carlos Villanueva, R ERA: 6.18	(6, 1)	1.0	L	4	1	1	1	0	0	0	0	0	0	1	15	25	9.00	1.000
52 Chris Smith, R ERA: 3.67	(7, 1)	1.2		10	4	3	3	1	1	0	0	0	0	1	23	34	16.20	3.000
73 Seth McClung, R ERA: 5.03	(8, 1)	1.0		7	2	1	1	0	2	0	0	0	0	0	10	23	9.00	4.000
57 Mitch Stetter, L ERA: 2.87	(9, 1)	0.1		1	0	0	0	0	0	0	0	0	0	0	3	4	0.00	0.000

PITCHER	IP	WLS	BF	H	R	ER	SO	BB	IBB	HBP	BLK	WP	HR	S	P	ERA	WHIP

BOTTOM

Atlanta Braves @ Milwaukee Brewers

Miller Park, Milwaukee, WI

Fri Jul 24 2009, 7:05 PM CDT

Att. 41,941 - Roof Closed - 78 F

livebaseballscorecards.com

Batter	1	2	3	4	5	6	7	8	9	AB	R	H	RBI	BB	SO	LOB
18 Jason Kendall, R (1, 2) OBP: 0.329, SLG: 0.285	B SI 90 C SI 90 X SI 91 1-1 F9 ①		B SL 79 B SL 88 B SI 92 B FF 90 4-0 30 2B BB		C SI 90 C CU 76 X CU 72 0-2 G6-3 ①		C SI 90 B CH 80 S FF 91 X CU 76 1-2 28 WP 30 SH5-4 1B		C FF 91 F FF 92 F FF 95 B FC 90 F FF 94 X SL 83 1-2 F7 ③	4	1	1	0	1	0	0
30 Craig Counsell, L (1, 4) OBP: 0.366, SLG: 0.428	X SI 91 0-0 G3-1 ②		B SI 92 C SL 86 B SI 92 X SL 82 2-1 1-H 3-H 2B		C SI 91 X SI 92 0-1 8 HR 1B		B FF 87 X FF 88 1-0 SH5-4 ① 1-2			3	1	2	2	0	0	0
8 Ryan Braun, R (1, 7) OBP: 0.390, SLG: 0.548	C SI 91 X SI 92 0-1 3B		D CU 78 B SI 92 B SI 92 B SI 92 4-0 BB		B FF 89 F SI 92 F SI 92 X FF 92 1-2 1-H HR		C SI 92 C SI 93 F SI 90 S CU 74 0-3 K ②			3	1	2	2	1	1	1
28 Prince Fielder, L (1, 3) OBP: 0.434, SLG: 0.602	B CU 78 S SL 87 S FF 94 S FF 94 1-3 K ③		F SL 86 B FF 93 F FF 92 B SL 84 S FF 93 2-3 K ②		B SI 92 F CU 76 F CU 71 B SL 85 S CH 81 2-3 K ②		S FF 92 B SI 85 F SL 84 F CH 78 F CU 77 B FF 94 S FF 93 2-3 K ③ 2-3			4	0	0	0	0	4	4
14 Casey McGehee, R (1, 5) OBP: 0.368, SLG: 0.521		X SI 91 0-0 L7 ①	F SI 92 C CU 75 S CU 68 0-3 K ③		C CU 73 C SI 92 S CU 70 0-3 K ③			B SI 90 C SI 90 B SI 90 C SI 90 S SL 80 2-3 K ①		4	0	0	0	0	3	2
25 Mike Cameron, R (1, 8) OBP: 0.362, SLG: 0.461		C SI 90 B CU 74 S SL 85 F CU 67 F SL 85 B CH 81 X SI 92 2-2 G4-3 ②		B SL 80 B SL 83 C FF 89 X FF 91 2-1 P3 ①		X SL 85 0-0 F8 ①		B SL 79 X SI 91 1-0 G4-3 ②		4	0	0	0	0	0	0
1 Corey Hart, R (1, 9) OBP: 0.332, SLG: 0.416		F SI 92 F FF 92 B SL 86 S CH 78 1-3 K ③		C SL 85 S CU 74 B CU 76 X CU 77 1-2 1B		B SL 82 S CU 75 S SL 83 B CU 70 B SL 84 B CU 74 4-2 BB		B SI 91 B SI 91 C SI 91 B SL 79 S SI 91 S SI 92 3-3 K ③		3	0	1	0	1	2	0
7 J.J. Hardy, R (1, 6) OBP: 0.293, SLG: 0.375			X FF 90 0-0 26 SH5-4 30 2B 2B	C FF 92 1 SAFE B SI 92 F SI 92 X SL 87 1-2 L9 ②		C SL 83 1 SAFE B SL 85 S FF 92 X FF 92 1-2 F8 ②			C FC 89 S SL 81 B FF 95 B SL 82 X FC 88 2-2 F7 ①	4	1	1	0	0	0	2
26 Manny Parra, L (1, 1) OBP: 0.148, SLG: 0.125 12 Carlos Villanueva, R (6, 1) OBP: 0.333, SLG: 0.333 27 Frank Catalanotto, L (6, PH) OBP: 0.300, SLG: 0.370 52 Chris Smith, R (7, 1) 73 Seth McClung, L (8, 1) 57 Mitch Stetter, L (9, 1) 3 Felipe Lopez, S (9, PH) OBP: 0.369, SLG: 0.420			X FF 87 0-0 SH5-4 ① 2-3	C CU 74 S CH 75 D CU 76 C FF 92 1-3 K ③		S CH 82 B CH 78 B CH 83 F SL 81 X SL 85 2-2 F7 ③			C SI 94 B SI 95 C FF 94 B SL 82 C FF 95 2-3 K ②	1 0 1 0 0 0 1	0 0 0 0 0 0 0	0 0 0 0 0 0 0	0 0 0 0 0 0 0	0 0 0 0 0 0 0	1 0 0 0 0 0 1	1 0 1 0 0 0 0
Inning Stats	R: 0 E: 0 K: 1 S: 8 H: 1 LOB: 1 BB: 0 P: 10	R: 0 E: 0 K: 1 S: 9 H: 0 LOB: 0 BB: 0 P: 12	R: 2 E: 0 K: 2 S: 10 H: 2 LOB: 2 BB: 2 P: 22	R: 0 E: 0 K: 1 S: 11 H: 1 LOB: 1 BB: 0 P: 16	R: 2 E: 0 K: 2 S: 14 H: 2 LOB: 0 BB: 0 P: 17	R: 0 E: 0 K: 0 S: 9 H: 0 LOB: 1 BB: 1 P: 16	R: 0 E: 0 K: 2 S: 13 H: 1 LOB: 1 BB: 0 P: 17	R: 0 E: 0 K: 2 S: 7 H: 0 LOB: 0 BB: 0 P: 13	R: 0 E: 0 K: 1 S: 11 H: 0 LOB: 0 BB: 0 P: 16	1B: 3 2B: 2 3B: 1 HR: 1	SF: 0 SAC: 2 DP: 0 HBP: 0			WP: 1 PB: 0 SB: 0 CS: 0	PA: 37		

	AB	32
	R	4
	H	7
	RBI	4
	BB	3
	SO	12
	LOB	11

PITCHER		IP	WLS	BF	H	R	ER	SO	BB	IBB	HBP	BLK	WP	HR	S	P	ERA	WHIP
33 Javier Vazquez, R ERA: 2.98	(1, 1)	7.0	W	31	7	4	4	9	3	0	0	0	1	1	74	110	5.14	1.429
58 Peter Moylan, R ERA: 4.07	(8, 1)	1.0		3	0	0	0	2	0	0	0	0	0	0	7	13	0.00	0.000
Rafael Soriano, R ERA: 1.54	(9, 1)	1.0		3	0	0	0	1	0	0	0	0	0	0	11	16	0.00	0.000

PITCHER	IP	WLS	BF	H	R	ER	SO	BB	IBB	HBP	BLK	WP	HR	S	P	ERA	WHIP

Atlanta Braves @ Milwaukee Brewers

Miller Park, Milwaukee, WI

Sat Jul 25 2009, 6:05 PM CDT

Att. 43,565 - Roof Closed - 79 F

livebaseballscorecards.com

TOP

Batter	1	2	3	4	5	6	7	8	9	AB	R	H	RBI	BB	SO	LOB
13 Nate McLouth, L (1, 8) OBP: 0.348, SLG: 0.466	B SI 91 X SI 90 1-0 14 G5-4-3 1B		B SI 93 X CH 83 1-0 14 S 1B		1 SAFE C CU 81 D CU 81 B FF 92 F CU 80 F CU 80 1 SAFE B FF 93 B CU 80 4-2 1-2 BB			C FF 92 F FF 92 B FF 94 B CU 79 B SL 86 B FF 93 4-2 BB		2	0	2	0	2	0	0
14 Martín Prado, R (1, 4) OBP: 0.387, SLG: 0.489	1 SAFE X SI 92 0-0 ① ② G5-4-3 1-2f		C FF 93 S CU 81 D CU 82 F FF 93 F CU 81 B SL 85 X CU 81 2-2 ③ G6-3 1-2		D SL 86 X SL 85 1-0 ③ G4-3			F SI 92 1 SAFE D SL 82 F SI 93 F SI 91 1 SAFE F SL 83 B SI 94 F FF 91 2-2 ② T SI 93 K		4	0	0	0	0	1	5
10 Chipper Jones, S (1, 5) OBP: 0.407, SLG: 0.481	B FF 93 B SI 93 B SI 93 C FF 93 S CH 85 B FF 94 4-2 BB			F FF 91 S CU 81 B SI 91 B CU 81 C CU 80 2-3 ① K		C CH 84 C CU 81 B FF 91 F SI 92 F CU 81 B SL 84 C CU 80 2-3 ① K		B SI 95 B FF 93 F SI 94 X SI 94 2-1 ③ F7		3	0	0	0	1	2	1
16 Brian McCann, L (1, 2) OBP: 0.371, SLG: 0.498	F FF 92 S CH 84 C CU 80 0-3 ③ K			B CH 83 F SL 82 C FF 94 B CU 81 B FF 93 F CU 82 X FF 93 3-2 18 G6-3 2B		B FF 92 X CH 84 1-0 ② G3			F FF 84 B SL 79 S FF 85 X SI 86 1-2 ① G4-3	4	0	1	0	0	1	1
18 Garret Anderson, L (1, 7) OBP: 0.320, SLG: 0.430		X SI 92 0-0 ① F7		C CU 80 S CU 81 D CU 82 B CU 80 B CH 83 X CU 80 3-2 ② G6-3 2-3		B SL 83 S SL 82 B CU 79 C SL 82 X CU 80 2-2 ③ G4-3			C FF 86 S SL 79 S SL 80 0-3 ② K	4	0	0	0	0	1	1
19 Yunel Escobar, R (1, 6) OBP: 0.370, SLG: 0.481		C FF 93 B CU 81 F FF 92 B CU 81 X FF 92 2-2 22 L3 1B		C CU 81 X CU 81 0-1 ③ G6-3			X SL 84 0-0 ① G6-3		F CH 78 C SL 80 B SL 79 F FF 87 X SL 80 1-2 ③ G6-3	4	0	1	0	0	0	1
22 Casey Kotchman, L (1, 3) OBP: 0.346, SLG: 0.385		B FF 91 X FF 92 1-0 ② ③ L3 1-1			C SL 83 B SI 92 B CU 81 S CH 83 B FF 93 X FF 93 3-2 ① G3		C FF 91 S SL 84 X CU 79 0-2 ② G1-3			3	0	0	0	0	0	1
25 Ryan Church, L (1, 9) OBP: 0.334, SLG: 0.366			B FF 91 F CH 82 F FF 92 B SL 83 B FF 93 F FF 93 S SL 82 3-3 ① K		B CU 80 F SL 84 B FF 92 B SI 93 B SI 93 4-1 13 BB BB		B FF 92 B SL 83 C FF 92 F FF 91 X CU 80 2-2 ③ G6-3			2	0	0	0	1	1	0
48 Tommy Hanson, R (1, 1) OBP: 0.111, SLG: 0.111 20 Greg Norton, S (8, PH) OBP: 0.288, SLG: 0.167 34 Eric O'Flaherty, L (8, 1) 46 Manny Acosta, R (8, 1)			B FF 93 B FF 92 C FF 91 X FF 92 2-1 ② G6-3		B FF 90 1 SAFE L FF 88 L FF 91 1 SAFE C CU 80 1-3 ② K			S FF 91 C FF 90 B FF 91 B CU 78 S FF 92 2-3 ① K		2 1 0 0	0 0 0 0	0 0 0 0	0 0 0 0	1 1 0 0	1 0 0 0	1 0 0 0
Inning Stats	R: 0 E: 0 K: 1 S: 7 H: 1 LOB: 1 BB: 1 P: 12	R: 0 E: 0 K: 0 S: 5 H: 1 LOB: 0 BB: 0 P: 8	R: 0 E: 0 K: 1 S: 12 H: 1 LOB: 1 BB: 0 P: 20	R: 0 E: 0 K: 1 S: 12 H: 1 LOB: 1 BB: 0 P: 20	R: 0 E: 0 K: 1 S: 11 H: 0 LOB: 2 BB: 2 P: 24	R: 0 E: 0 K: 1 S: 9 H: 0 LOB: 0 BB: 0 P: 14	R: 0 E: 0 K: 0 S: 7 H: 0 LOB: 0 BB: 0 P: 9	R: 0 E: 0 K: 2 S: 13 H: 0 LOB: 1 BB: 1 P: 23	R: 0 E: 0 K: 1 S: 10 H: 0 LOB: 0 BB: 0 P: 12	1B: 3 2B: 2 3B: 0 HR: 0 SF: 0 SAC: 0 DP: 2 HBP: 0						

	AB	29
	R	0
	H	4
	RBI	0
	BB	4
	SO	8
	LOB	11

WP: 0 PB: 0 SB: 1 CS: 0 PA: 33

PITCHER		IP	WLS	BF	H	R	ER	SO	BB	IBB	HBP	BLK	WP	HR	S	P	ERA	WHIP
49 Yovani Gallardo, R ERA: 3.09	(1, 1)	7.1	W	28	4	0	0	6	4	0	0	0	0	0	68	118	0.00	1.091
60 Todd Coffey, R ERA: 2.5	(8, 1)	0.2	H	2	0	0	0	1	0	0	0	0	0	0	8	12	0.00	0.000
57 Mitch Stetter, L ERA: 2.78	(9, 1)	1.0		3	0	0	0	1	0	0	0	0	0	0	10	12	0.00	0.000

PITCHER		IP	WLS	BF	H	R	ER	SO	BB	IBB	HBP	BLK	WP	HR	S	P	ERA	WHIP

BOTTOM

Atlanta Braves @ Milwaukee Brewers

Miller Park, Milwaukee, WI

Sat Jul 25 2009, 6:05 PM CDT

Att. 43,565 - Roof Closed - 79 F

livebaseballscorecards.com

Batter	1	2	3	4	5	6	7	8	9	AB	R	H	RBI	BB	SO	LOB
3 Felipe Lopez, S (1, 4) OBP: 0.367, SLG: 0.417	C FF 90 B FF 92 B SL 81 B FF 91 X FF 91 3-1 G6-3 ①		C FF 92 X CH 84 0-1 P6 ②		B FF 92 C FF 91 X FF 92 1-1 30 G1-3 1-2 2-3 1B		X FF 91 0-0 FC8-6 ② 30 2B 1-2f	F FF 95 F SI 94 B SI 95 B FF 95 D CH 86 S SI 93 3-3 K ③		5	0	1	0	0	1	3
30 Craig Counsell, L (1, 5) OBP: 0.367, SLG: 0.433	C FF 91 B FF 93 F FF 92 X CU 74 1-2 P4 ②		C FF 92 B CU 76 B CU 74 X CH 84 2-1 8 CS 1B		C FF 90 X SL 77 0-1 G1-3 ② 1-2 2-3 3-H		1 SAFE C FF 90 X FF 90 0-1 1-3 2B			4	0	2	1	0	0	2
8 Ryan Braun, R (1, 7) OBP: 0.388, SLG: 0.548	X FF 92 0-0 2B		C SL 82 1 SAFE C FF 93 B SL 82 1-2 CS ③ 1-2	C CU 73 B CH 82 X FF 92 1-1 G6-3 ①	B FF 92 C FF 91 X SL 82 1-1 G1-3 ③		B FF 92 B FF 91 C SL 82 X SL 79 2-1 F9 ③			4	0	1	0	0	0	4
28 Prince Fielder, L (1, 3) OBP: 0.432, SLG: 0.598	C CU 74 B FF 93 B SL 83 C SL 80 B CU 74 F FF 94 F SL 81 F CU 74 X SL 84 3-2 P4 ③			B SL 78 B CU 73 B FF 93 X FF 92 3-0 P6 ②		X FF 90 0-0 7 G5-3 27 BB 1B		C FF 90 B FF 91 S CH 82 S SL 84 1-3 K ①		4	0	1	0	0	1	1
25 Mike Cameron, R (1, 8) OBP: 0.361, SLG: 0.457		C SL 79 B FF 92 C SL 82 B CU 76 X FF 94 2-2 P3 ①		B SL 81 X CH 85 1-0 G6-3 ③		F FF 90 S SL 80 X FF 93 0-2 F8 ①		C FF 91 B SI 91 C FF 90 B CH 84 B CH 84 B FF 91 4-2 7 BB 14 1B 1 BB BB		3	1	0	0	1	0	1
27 Frank Catalanotto, L (1, 9) OBP: 0.333, SLG: 0.393 1 Corey Hart, R (8, PH) OBP: 0.334, SLG: 0.416 (9, 9)		C FF 90 B FF 92 X FF 92 1-1 7 G6-3 1B			B FF 89 X FF 89 1-0 18 F8 7 BB 49 1B 1B	B CU 73 B SL 79 B FF 91 B FF 89 4-0 1-2 BB		C CH 82 1 SAFE B FF 89 B CH 83 1 SAFE 1 SAFE B SI 90 F FF 90 B CH 82 4-2 7 BB 14 1B 1-2 BB		2 0	1 1	2 0	0 1	1 0	0 0	0 0
7 J.J. Hardy, R (1, 6) OBP: 0.295, SLG: 0.373		X FF 91 0-0 G6-3 ② 1-2			1 SAFE B FF 89 B CH 80 B FF 91 B FF 91 4-0 3 1B 49 1B 30 G1-3 1-2 BB	C SL 80 C FF 92 B FF 91 D SL 80 X FF 92 2-2 ② ③ G5-3 2-3f		D CH 82 B FF 89 B SI 90 B FF 90 4-0 14 1B 1-2 2-3 BB		2	1	0	0	2	0	3
18 Jason Kendall, R (1, 2) OBP: 0.325, SLG: 0.281		F FF 91 X FF 92 0-1 G6-3 ③			B FF 91 C SL 79 X FF 93 1-1 F8 ① 2-3		B FF 91 C SL 77 F FF 90 X FF 94 1-2 G6-3 ①	C SI 93 F SI 94 F SI 94 X SL 82 0-2 F7 ②		4	0	0	0	0	0	6
49 Yovani Gallardo, R (1, 1) OBP: 0.211, SLG: 0.351 60 Todd Coffey, R (8, 1) 14 Casey McGehee, R (8, PH) OBP: 0.372, SLG: 0.524 57 Mitch Stetter, L (9, 1)			B FF 91 B FF 92 F FF 92 F FF 92 S SL 82 2-3 K ①		C SL 79 X SL 80 0-1 30 G1-3 3 1B 1-2 3-H 1B		C FF 91 B FF 91 S FF 92 F SL 82 B CU 76 F FF 94 B FF 94 F FF 93 F FF 92 3-2 F FF 92 X FF 93 3 FC8-6 1B	X SL 81 0-0 1-2 2-H 3-H 1B		3 0 0 1 0	0 0 0 0 0	2 0 1 2 0	1 0 0 0 0	0 0 0 0 0	1 0 0 0 0	0 0 0 0 0
Inning Stats	R: 0 E: 0 K: 0 S: 12 H: 1 LOB: 1 BB: 0 P: 19	R: 0 E: 0 K: 0 S: 8 H: 1 LOB: 1 BB: 0 P: 11	R: 0 E: 0 K: 1 S: 9 H: 1 LOB: 0 BB: 0 P: 14	R: 0 E: 0 K: 0 S: 4 H: 0 LOB: 0 BB: 0 P: 9	R: 2 E: 0 K: 0 S: 11 H: 3 LOB: 2 BB: 1 P: 19	R: 0 E: 0 K: 0 S: 7 H: 1 LOB: 1 BB: 1 P: 13	R: 0 E: 0 K: 0 S: 16 H: 2 LOB: 2 BB: 0 P: 22	R: 2 E: 0 K: 2 S: 15 H: 1 LOB: 2 BB: 3 P: 31		1B: 8 2B: 2 3B: 0 HR: 0 SF: 0 SAC: 0 DP: 1 HBP: 0				WP: 0 PB: 0 SB: 0 CS: 1 PA: 38		

	AB	32
	R	4
	H	10
	RBI	4
	BB	5
	SO	3
	LOB	20

PITCHER		IP	WLS	BF	H	R	ER	SO	BB	IBB	HBP	BLK	WP	HR	S	P	ERA	WHIP
48 Tommy Hanson, R ERA: 2.95	(1, 1)	7.0	L	30	9	2	2	1	2	0	0	0	0	0	67	107	2.57	1.571
34 Eric O'Flaherty, L ERA: 3.67	(8, 1)	0.1		4	0	2	2	1	3	0	0	0	0	0	7	20	54.00	9.000
46 Manny Acosta, R ERA: 3.86	(8, 1)	0.2		3	1	0	0	1	0	0	0	0	0	0	8	11	0.00	1.500

PITCHER		IP	WLS	BF	H	R	ER	SO	BB	IBB	HBP	BLK	WP	HR	S	P	ERA	WHIP

Batter	1	2	3	4	5	6	7	8	9	AB	R	H	RBI	BB	SO	LOB
13 Nate McLouth, L (1, 8) OBP: 0.349, SLG: 0.462	B SI 89 C FF 88 B SI 89 B SL 85 C SI 88 B SI 88 4-2 19 WP 14 S 16 2B BB		B FS 83 X SI 88 1-0 ① F7		F SL 83 C SI 88 S FS 85 0-3 ② K	B SI 87 B FS 81 X SI 87 2-0 ③ G4-3 1-3		I IN 55 I IN 58 I IN 60 I IN 59 4-0 19 BB 14 SF IBB		3	1	0	0	2	1	3
14 Martín Prado, R (1, 5) OBP: 0.379, SLG: 0.481	C SI 88 X SI 90 0-1 ① F9 1-2		C SI 89 X SI 89 0-1 ② F8		B FS 81 X FS 81 1-0 ③ F7		S SL 81 S SL 80 S SL 81 0-3 ① K	C SL 80 B FF 88 F SL 80 F FF 88 B SL 81 X FF 87 2-2 SF 19 BB 1-2 2-3 3-H		4	0	0	1	0	1	3
19 Yunel Escobar, R (1, 6) OBP: 0.370, SLG: 0.477	B SL 84 D FS 84 B SL 84 C SI 88 B SI 88 4-1 16 CS 2-3 BB		F FS 83 B FS 83 F SI 88 F CH 83 X SI 89 1-2 ③ G4-3			F SL 83 B SI 86 X CH 82 1-1 ① G5-3	S SL 82 F SL 80 B SL 81 X SL 82 1-2 ② F7	B SL 79 S SL 79 B CU 69 B SL 79 B FF 88 4-1 16 G6-4-3 1-2 2-3 3-H BB		3	0	0	1	2	0	1
16 Brian McCann, L (1, 2) OBP: 0.377, SLG: 0.520	B FS 82 B SI 88 F SI 88 1 SAFE B FS 81 F SI 87 1 SAFE X FS 80 3-2 ② 1-2 3-H 2B			B CH 80 B SI 88 X SI 89 2-0 18 G3-1 2B		B SI 87 F SL 84 B FS 82 B SI 89 B FS 80 4-2 18 1B 23 1B BB	B SL 80 S FS 81 C SL 80 F SL 81 B CH 77 B SL 82 X SL 81 3-2 HR	C CU 69 B CH 81 B FF 87 F CH 80 X SI 88 2-2 ②③ G6-4-3 1-2f		4	2	3	2	1	0	3
18 Garret Anderson, L (1, 7) OBP: 0.325, SLG: 0.431	B FS 81 B FS 81 C SI 88 C CH 78 F CH 78 X FS 81 2-2 ③ G3-1			B SI 89 F SI 89 F CH 83 B SI 90 B SI 89 X CH 81 3-2 ① G3-1 2-3		C SI 88 F SI 89 X FS 81 0-2 23 1B 22 HR 1-3 1B	C CH 77 C SL 82 X CU 74 0-2 1B		B CU 77 B FF 87 B FF 88 C FF 86 B FF 88 4-1 23 G5-4-3 BB	4	1	2	0	1	0	2
23 Matt Diaz, R (1, 9) OBP: 0.369, SLG: 0.456		C SI 88 B SI 89 B CH 83 B SI 88 X SI 87 3-1 ① G5-3		B SI 89 X SI 89 1-0 ② G5-3		B SI 88 X SI 89 1-0 22 HR 1-2 3-H 1B	B SL 80 X SL 81 1-0 ③ F8		B FF 87 B FF 87 X FF 87 2-0 ①② G5-4-3 1-2f	5	1	1	1	0	0	3
22 Casey Kotchman, L (1, 3) OBP: 0.350, SLG: 0.397		C SI 88 B SL 85 X SI 88 1-1 ② P5		C FS 82 B SI 88 X CH 82 1-1 ③ G3		B FS 82 S FS 82 B FS 81 F SL 83 X SI 87 2-2 1-H 2-H HR		X CH 82 0-0 2 2B 14 SF 1B	B CH 75 C FF 88 B CH 73 B FF 87 C FF 87 B FF 87 4-2 2 HR BB	4	3	2	3	1	0	1
2 Kelly Johnson, L (1, 4) OBP: 0.298, SLG: 0.389		C SI 89 B FS 84 S FS 83 B FS 83 S FS 83 2-3 ③ K			B CH 82 B FS 81 X CH 86 2-0 32 G1-4 2B	S SI 88 B FS 81 B FS 80 B FS 81 B FS 86 4-1 13 WP 13 S BB		F FF 87 C FF 87 X CU 70 0-2 14 SF 19 BB 1-3 2B	D CU 77 X FF 86 1-0 1-H HR	4	2	3	2	1	1	0
32 Derek Lowe, R (1, 1) OBP: 0.289, SLG: 0.206 51 Michael Gonzalez, R (7, 1) 20 Greg Norton, S (8, PH) OBP: 0.283, SLG: 0.163 58 Peter Moylan, R (8, 1) 27 Diory Hernandez, R (9, PH) OBP: 0.182, SLG: 0.232 54 Kris Medlen, S (9, 1)			C SI 88 B SL 84 B SL 83 C FS 86 F SI 87 X CH 86 2-2 1B		X CH 81 0-0 ① G1-4 2-3	X SI 87 0-0 ② B2		C FF 88 B FF 88 S FF 87 B FF 88 T SL 82 2-2 ① K	C CU 78 F CH 75 S CU 76 0-3 ③ K	3 0 1 0 0 1 0	0 0 0 0 0 0 0	1 0 0 0 0 0 0	0 0 0 0 0 1 0	0 0 0 0 0 0 0	0 0 1 0 0 0 0	2 0 2 0 0 0 0
Inning Stats	R: 1 E: 0 K: 0 S: 12 H: 1 LOB: 1 BB: 2 P: 25	R: 0 E: 0 K: 1 S: 7 H: 0 LOB: 0 BB: 0 P: 13	R: 0 E: 0 K: 0 S: 11 H: 1 LOB: 1 BB: 0 P: 15	R: 0 E: 0 K: 0 S: 7 H: 1 LOB: 1 BB: 0 P: 14	R: 0 E: 0 K: 1 S: 6 H: 1 LOB: 1 BB: 0 P: 9	R: 4 E: 0 K: 0 S: 14 H: 3 LOB: 1 BB: 2 P: 28	R: 1 E: 0 K: 1 S: 13 H: 2 LOB: 1 BB: 0 P: 18	R: 2 E: 1 K: 1 S: 15 H: 2 LOB: 2 BB: 2 P: 29	R: 2 E: 0 K: 1 S: 8 H: 1 LOB: 0 BB: 2 P: 19	1B: 5 2B: 4 3B: 0 HR: 3 SF: 1 SAC: 0 DP: 2 HBP: 0						

PITCHER		IP	WLS	BF	H	R	ER	SO	BB	IBB	HBP	BLK	WP	HR	S	P	ERA	WHIP
41 Braden Looper, R ERA: 4.79	(1, 1)	6.0	L	28	7	5	5	2	4	0	0	0	2	1	57	104	7.50	1.833
45 Mark DiFelice, R ERA: 1.83	(7, 1)	1.0		5	2	1	1	1	0	0	0	0	0	1	13	18	9.00	2.000
47 Mike Burns, R ERA: 6.3	(8, 1)	1.0		7	2	2	1	1	1	1	0	0	0	0	15	29	9.00	3.000
52 Chris Smith, R ERA: 4.18	(9, 1)	1.0		5	1	2	2	1	2	0	0	0	0	1	8	19	18.00	3.000

PITCHER	IP	WLS	BF	H	R	ER	SO	BB	IBB	HBP	BLK	WP	HR	S	P	ERA	WHIP

TOP

Atlanta Braves @ Milwaukee Brewers

Miller Park, Milwaukee, WI

Sun Jul 26 2009, 1:05 PM CDT

Att. 43,471 - Partly Cloudy - 76 F

livebaseballscorecards.com

AB	36
R	10
H	12
RBI	10
BB	8
SO	5
LOB	20

PA: 45

WP: 2
PB: 0
SB: 2
CS: 1

Batter	1	2	3	4	5	6	7	8	9	AB	R	H	RBI	BB	SO	LOB
3 Felipe Lopez, S (1, 4) OBP: 0.366, SLG: 0.415	C SI 88 B CH 82 C SI 88 X SI 87 1-2 ① G3		B SI 88 X CH 84 1-0 8 1B 1B		C SI 89 B SI 89 S SL 83 B SI 89 X SI 88 2-2 ②③ G5-4-3 1-2f		S FF 89 B FF 91 X SL 80 1-1 ② F8			4	0	1	0	0	0	1
30 Craig Counsell, L (1, 5) OBP: 0.366, SLG: 0.430	C SI 88 B SL 80 X SI 89 1-1 1B		C SI 88 B SI 88 1 SAFE B SI 88 X SI 88 2-1 ② F7			B SI 87 X SI 89 1-0 ① G3	B FF 91 X FF 91 1-0 ③ P2			4	0	1	0	0	0	1
8 Ryan Braun, R (1, 7) OBP: 0.389, SLG: 0.547	1 SAFE C SI 88 C SI 88 1 SAFE S SI 88 0-3 ② K		X SI 89 0-0 1-3 1B			C SI 90 C SL 81 B SI 89 B SI 90 B SL 83 F SI 89 X SI 90 3-2 1 HR 1B		C SI 89 X SL 77 0-1 ① P6		4	1	2	0	0	1	1
28 Prince Fielder, L (1, 3) OBP: 0.428, SLG: 0.591	C SL 82 B CH 84 F SI 86 S SL 82 1-3 ③ K		S SL 82 B SL 81 B SL 80 X FC 85 2-1 ③ F8			C SI 89 C SL 82 B SL 82 X SL 81 1-2 ② F8		B SI 89 C SI 89 X CH 80 1-1 ② G4-3		4	0	0	0	0	1	4
1 Corey Hart, R (1, 9) OBP: 0.333, SLG: 0.423		B SI 88 X SI 88 1-0 ① G5-3		B SI 88 B SL 80 X SI 90 2-0 ① G6-3		1 SAFE 1 SAFE X SI 88 0-0 1-H HR		C SI 90 B SL 79 S SL 79 S SL 80 1-3 ③ K		4	1	1	2	0	1	0
7 J.J. Hardy, R (1, 6) OBP: 0.298, SLG: 0.374		C SI 88 C SI 89 F SI 90 B SI 90 B SI 89 B SI 90 X SI 89 3-2 ② G1-4-3		C SI 90 F SI 88 F CH 85 F SL 82 X SI 90 0-2 ② F8		C SI 89 B SI 89 X SI 90 1-1 22 1B 1B			B FF 90 B FF 89 F FF 90 C FF 90 X CH 82 2-2 1B	4	0	2	0	0	0	0
22 Jody Gerut, L (1, 8) OBP: 0.229, SLG: 0.316		B SL 80 X SL 81 1-0 2B		F SI 90 B CH 85 F SI 89 B SI 89 X SI 90 2-2 ③ G4-3		C SI 89 B SL 83 C SI 89 B SI 89 X SL 83 2-2 1-2 1B			S SI 90 S CH 82 X CU 78 0-2 ① L6	4	0	2	0	0	0	1
18 Jason Kendall, R (1, 2) OBP: 0.324, SLG: 0.281		F SI 89 X SI 89 0-1 ③ G5-3			C SI 88 X SI 89 0-1 3 G5-4-3 1B	B SI 88 B SI 89 C SI 88 B SI 89 X SI 89 3-1 ③ F8			B SI 91 X FF 90 1-0 ② F8	4	0	1	0	0	0	4
41 Braden Looper, R (1, 1) OBP: 0.205, SLG: 0.162 45 Mark DiFelice, R (7, 1) 2 Bill Hall, R (7, PH) OBP: 0.264, SLG: 0.338 47 Mike Burns, R (8, 1) OBP: 0.200, SLG: 0.111 52 Chris Smith, R (9, 1) 27 Frank Catalanotto, L (9, PH) OBP: 0.328, SLG: 0.386			B SI 87 B SI 88 B SI 88 C SI 87 F SI 88 X SI 88 3-2 ① G2-3		C SL 80 L SL 81 M SL 82 0-3 ① K		B FF 90 C FF 89 F FF 91 F SI 90 F SL 82 B SL 82 F SL 79 C SL 82 2-3 ① K		B SI 91 F FF 90 B SI 91 B CH 81 F FF 90 X SI 92 3-2 ③ G6-3	2 0 1 0 0 0 1	0 0 0 0 0 0 0	0 0 0 0 0 0 0	0 0 0 0 0 0 0	1 0 1 0 0 0 0	1 0 0 0 0 0 1	1 0 0 0 0 0 1
Inning Stats	R: 0 E: 0 K: 2 S: 11 H: 1 LOB: 1 BB: 0 P: 14	R: 0 E: 0 K: 0 S: 8 H: 1 LOB: 1 BB: 0 P: 13	R: 0 E: 0 K: 0 S: 9 H: 2 LOB: 2 BB: 0 P: 17	R: 0 E: 0 K: 0 S: 9 H: 0 LOB: 0 BB: 0 P: 13	R: 0 E: 0 K: 1 S: 8 H: 1 LOB: 0 BB: 0 P: 10	R: 2 E: 0 K: 0 S: 16 H: 4 LOB: 2 BB: 0 P: 27	R: 0 E: 0 K: 1 S: 9 H: 0 LOB: 0 BB: 0 P: 13	R: 0 E: 0 K: 1 S: 7 H: 0 LOB: 0 BB: 0 P: 9	R: 0 E: 0 K: 0 S: 10 H: 1 LOB: 1 BB: 0 P: 16	1B: 8 2B: 1 3B: 0 HR: 1	SF: 0 SAC: 0 DP: 1 HBP: 0			WP: 0 PB: 0 SB: 0 CS: 0		PA: 36	

PITCHER		IP	WLS	BF	H	R	ER	SO	BB	IBB	HBP	BLK	WP	HR	S	P	ERA	WHIP
32 Derek Lowe, R ERA: 4.2	(1, 1)	6.0	W	26	9	2	2	3	0	0	0	0	0	1	61	94	3.00	1.500
51 Michael Gonzalez, L ERA: 3.18	(7, 1)	1.0		3	0	0	0	1	0	0	0	0	0	0	9	13	0.00	0.000
58 Peter Moylan, R ERA: 3.98	(8, 1)	1.0		3	0	0	0	1	0	0	0	0	0	0	7	9	0.00	0.000
54 Kris Medlen, R ERA: 5.11	(9, 1)	1.0		4	1	0	0	0	0	0	0	0	0	0	10	16	0.00	1.000

PITCHER	IP	WLS	BF	H	R	ER	SO	BB	IBB	HBP	BLK	WP	HR	S	P	ERA	WHIP

BOTTOM

Atlanta Braves @ Milwaukee Brewers

Miller Park, Milwaukee, WI

Sun Jul 26 2009, 1:05 PM CDT

Att. 43,471 - Partly Cloudy - 76 F

livebaseballscorecards.com

AB	36
R	2
H	10
RBI	2
BB	0
SO	5
LOB	14

Batter	1	2	3	4	5	6	7	8	9	AB	R	H	RBI	BB	SO	LOB
13 Nate McLouth, L (1, 8) OBP: 0.350, SLG: 0.461	B FF 89 C FF 89 B CU 74 F SL 84 S SL 83 2-3 ① K		B CU 74 X SI 88 1-0 14 1B 2-3 1B		B CU 75 F SL 84 B SL 83 X FF 91 2-1 ② P6			H FF 91 1-0 10 FC5-4 HBP		3	0	1	0	0	1	0
14 Martín Prado, R (1, 4) OBP: 0.377, SLG: 0.477	F FF 92 B FF 91 X SL 84 1-1 ② F8		1 SAFE B FF 91 1 SAFE F SL 83 F FF 91 1 SAFE B FF 92 1 SAFE 1 SAFE 3-2 B FF 91 F SL 84 1 SAFE X FF 91 1-2 3-H 1B		C SL 85 B CU 76 X SL 85 1-1 ③ G6-3			C FF 90 C SI 91 B SI 92 F CH 84 1 SAFE S FF 92 1-3 ① K		4	0	1	1	0	1	1
10 Chipper Jones, S (1, 5) OBP: 0.405, SLG: 0.488	X SI 89 0-0 ③ G4-3		C FF 92 B SI 91 B SL 86 F FF 93 S SL 84 2-3 ② K			X CU 74 0-0 HR		X FF 92 0-0 ② FC5-4 1-2f		4	1	1	1	0	1	3
16 Brian McCann, L (1, 2) OBP: 0.373, SLG: 0.512		B FF 89 B FF 90 F FF 90 B FF 91 X FF 90 3-1 ① F9	B SI 90 C SI 90 F CU 77 F FF 92 C CU 76 1-3 ③ K			L SL 85 C CU 75 B FF 92 X FS 84 1-2 ① G4-3		B FF 91 1 SAFE F FF 91 B FF 92 F SI 92 B CH 82 S CH 82 3-3 ③ K		4	0	0	0	0	2	3
18 Garret Anderson, L (1, 7) OBP: 0.328, SLG: 0.443		C SI 90 B CU 75 S FS 83 B FF 92 X SL 83 2-2 ② F9		B CU 73 C FF 90 C CU 75 X FF 93 1-2 22 FC4 19 1B 1B		F SL 84 B FF 92 B FS 82 F FF 92 S SL 84 2-3 ② K			C CH 83 C SI 96 B CH 87 F CH 86 F FF 96 B CH 88 F CH 86 X CH 87 2-2 HR	4	1	2	1	0	1	0
19 Yunel Escobar, R (1, 6) OBP: 0.372, SLG: 0.477		B SL 83 X SL 83 1-0 1B		F SL 85 B FF 93 X FF 92 1-1 22 FC4 1-2 1B		F FF 93 C CU 77 X FF 94 0-2 ③ G6-3			X SL 85 0-0 ① F9	4	0	2	0	0	0	0
22 Casey Kotchman, L (1, 3) OBP: 0.346, SLG: 0.392		B SI 88 C FF 90 1 SAFE X FF 90 1-1 ③ L1		B FF 92 C FS 84 F FF 92 X SL 83 1-2 ① FC4 25 G6-4-3 1-2f 2-3			B SI 87 X FF 91 1-0 ① G3-1		B CH 86 C SI 96 X CH 86 1-1 ② F9	4	0	0	0	0	0	3
25 Ryan Church, L (1, 9) OBP: 0.337, SLG: 0.366			B SI 89 B FF 90 F SI 88 B SL 83 B FF 90 4-1 13 1B 49 SH5-3 14 1B BB	B FF 92 S FS 84 F FF 93 B FS 86 X SL 83 2-2 ② G6-4-3 ③ 1-2f			B CU 75 F SL 84 F SL 86 B FS 85 X SL 86 2-2 20 G3-6-3 1B		X CH 86 0-0 ③ B1-3	3	1	1	0	1	0	2
49 Jair Jurrjens, R (1, 1) OBP: 0.196, SLG: 0.182 20 Greg Norton, S (7, PH) OBP: 0.279, SLG: 0.160 51 Michael Gonzalez, R (7, 1) 58 Peter Moylan, R (8, 1) Rafael Soriano, R (9, 1)			L FF 88 L FF 88 X FF 93 0-2 ① SH5-3 1-2		C FF 90 C SL 86 C CU 76 0-3 ① K		S FS 84 1 SAFE C FF 92 1 SAFE X FS 86 0-2 ② ③ G3-6-3 1-2f			1 1 0 0 0	0 0 0 0 0	0 0 0 0 0	0 0 0 0 0	0 0 0 0 0	1 0 0 0 0	0 1 0 0 0
Inning Stats	R: 0 E: 0 K: 1 S: 6 H: 0 LOB: 0 BB: 0 P: 9	R: 0 E: 0 K: 0 S: 8 H: 1 LOB: 1 BB: 0 P: 15	R: 1 E: 0 K: 2 S: 16 H: 2 LOB: 2 BB: 1 P: 27	R: 0 E: 0 K: 0 S: 11 H: 2 LOB: 1 BB: 0 P: 16	R: 0 E: 0 K: 1 S: 7 H: 0 LOB: 0 BB: 0 P: 10	R: 1 E: 0 K: 1 S: 10 H: 1 LOB: 0 BB: 0 P: 13	R: 0 E: 0 K: 0 S: 7 H: 1 LOB: 0 BB: 0 P: 10	R: 0 E: 0 K: 2 S: 8 H: 0 LOB: 1 BB: 0 P: 13	R: 1 E: 0 K: 0 S: 10 H: 1 LOB: 0 BB: 0 P: 13	1B: 6 2B: 0 3B: 0 HR: 2 SF: 0 SAC: 1 DP: 2 HBP: 1						

PITCHER		IP	WLS	BF	H	R	ER	SO	BB	IBB	HBP	BLK	WP	HR	S	P	ERA	WHIP
47 Ricky Nolasco, R ERA: 5.24	(1, 1)	7.0		27	7	2	2	5	1	0	0	0	0	1	65	100	2.57	1.143
37 Renyel Pinto, L ERA: 3.03	(8, 1)	1.0		4	0	0	0	2	0	0	1	0	0	0	8	13	0.00	0.000
46 Juan Carlos Oviedo, R ERA: 4.0	(9, 1)	1.0	W	4	1	1	1	0	0	0	0	0	0	1	10	13	9.00	1.000

PITCHER		IP	WLS	BF	H	R	ER	SO	BB	IBB	HBP	BLK	WP	HR	S	P	ERA	WHIP

TOP

Atlanta Braves @ Florida Marlins

Land Shark Stadium, Miami, FL

Tue Jul 28 2009, 7:10 PM EDT

Att. 13,128 - Partly Cloudy - 86 F

livebaseballscorecards.com

AB	32
R	3
H	8
RBI	3
BB	1
SO	7
LOB	13

Atlanta Braves @ Florida Marlins

Land Shark Stadium, Miami, FL

Tue Jul 28 2009, 7:10 PM EDT

Att. 13,128 - Partly Cloudy - 86 F

BOTTOM

Batter	1	2	3	4	5	6	7	8	9	AB	R	H	RBI	BB	SO	LOB
8 Chris Coghlan, L (1, 7) OBP: 0.341, SLG: 0.379	P5		F8		1 SH5-4 2B		1-2 1B			4	0	2	0	0	0	1
1 Emilio Bonifácio, S (1, 5) OBP: 0.299, SLG: 0.315	3 G3 2 S 1B		1-2 2 2B 1B		SH5-4 2-3		K			3	1	2	0	0	1	2
2 Hanley Ramirez, R (1, 6) OBP: 0.413, SLG: 0.558	3 G3 1-2 BB		1-H 2-H 2B		K		K			3	0	1	2	1	2	3
3 Jorge Cantu, R (1, 3) OBP: 0.337, SLG: 0.446	G3 1-2 2-3		F9		G5-3			G6-3		4	0	0	0	0	0	4
27 Jeremy Hermida, L (1, 9) OBP: 0.335, SLG: 0.386	K		K			G3-1		1B		4	0	1	0	0	2	3
6 Dan Uggla, R (1, 4) OBP: 0.337, SLG: 0.426		F7		K		12 F9-5 2B		K		4	0	1	0	0	2	0
12 Cody Ross, R (1, 8) OBP: 0.325, SLG: 0.463		F9		K		F9-5 2-3			7 HR 21 SH1-4 BB	3	1	0	0	1	1	1
21 John Baker, L (1, 2) OBP: 0.350, SLG: 0.428		F8		1B			8 1B HBP		SH1-4 1-2	2	0	1	0	0	0	0
47 Ricky Nolasco, R (1, 1) OBP: 0.222, SLG: 0.192			1 1B 2 2B 1B	G4-3			K		HR 2-H	2	1	1	0	0	0	1
25 Brett Carroll, R (7, PH) OBP: 0.309, SLG: 0.448										1	0	0	0	0	1	1
37 Renyel Pinto, L (8, 1)										0	0	0	0	0	0	0
46 Juan Carlos Oviedo, R (9, 1)										0	0	0	0	0	0	0
7 Ross Gload, L (9, PH) OBP: 0.351, SLG: 0.425										1	1	1	2	0	0	0
Inning Stats	R: 0 E: 0 K: 1 S: 14 H: 1 LOB: 2 BB: 1 P: 22	R: 0 E: 0 K: 0 S: 12 H: 0 LOB: 0 BB: 0 P: 19	R: 2 E: 0 K: 1 S: 16 H: 3 LOB: 1 BB: 0 P: 22	R: 0 E: 0 K: 2 S: 9 H: 1 LOB: 1 BB: 0 P: 14	R: 0 E: 0 K: 1 S: 9 H: 1 LOB: 1 BB: 0 P: 14	R: 0 E: 0 K: 0 S: 5 H: 1 LOB: 0 BB: 0 P: 7	R: 0 E: 0 K: 3 S: 16 H: 1 LOB: 2 BB: 0 P: 22	R: 0 E: 0 K: 1 S: 10 H: 1 LOB: 0 BB: 0 P: 16	R: 2 E: 0 K: 0 S: 3 H: 1 LOB: 0 BB: 1 P: 10	1B: 6 2B: 4 3B: 0 HR: 1	SF: 0 SAC: 2 DP: 1 HBP: 1						

livebaseballscorecards.com

	AB	31
	R	4
	H	10
	RBI	4
	BB	2
	SO	9
	LOB	16

PITCHER		IP	WLS	BF	H	R	ER	SO	BB	IBB	HBP	BLK	WP	HR	S	P	ERA	WHIP
49 Jair Jurrjens, R ERA: 2.69	(1, 1)	6.0		25	7	2	2	5	1	0	0	0	0	0	65	98	3.00	1.333
51 Michael Gonzalez, L ERA: 3.11	(7, 1)	1.0		5	1	0	0	3	0	0	1	0	0	0	16	22	0.00	1.000
58 Peter Moylan, R ERA: 3.89	(8, 1)	1.0		3	1	0	0	1	0	0	0	0	0	0	10	16	0.00	1.000
Rafael Soriano, R ERA: 1.91	(9, 1)	0.1	L	3	1	2	2	0	1	0	0	0	0	1	3	10	54.00	6.000

PITCHER	IP	WLS	BF	H	R	ER	SO	BB	IBB	HBP	BLK	WP	HR	S	P	ERA	WHIP

Batter	1	2	3	4	5	6	7	8	9	AB	R	H	RBI	BB	SO	LOB
13 Nate McLouth, L (1, 8) OBP: 0.348, SLG: 0.457	C FF 96 B SL 90 B FF 95 X FF 94 2-1 ① F7		B FF 92 S SL 88 B SL 88 X SL 89 2-1 ① F9		B SI 95 S FF 95 C FF 94 F SI 96 X FF 95 1-2 14 G4-6-3 2-3 1B		B FF 90 C FF 90 B SL 81 F FF 90 F CH 82 X CH 82 2-2 ② G4-3		C SI 96 C SI 96 T SI 96 0-2 ③ K	5	0	1	0	0	1	1
14 Martín Prado, R (1, 4) OBP: 0.375, SLG: 0.473	C FF 97 B CH 90 X SL 88 1-1 1B		C FF 96 C FF 95 B FF 95 B SI 97 X FF 95 2-2 ② G6-3		F FF 93 1 SAFE B FF 93 B FF 95 1 SAFE X FF 94 2-1 ②③ G4-6-3 1-2f		B FF 91 C CH 81 S CH 80 X FF 90 1-2 ③ F9			4	0	1	0	0	0	2
10 Chipper Jones, S (1, 5) OBP: 0.406, SLG: 0.487	F SI 96 X FF 95 0-1 ② F8		B SL 90 C FF 96 S FF 96 B FF 92 B FF 96 X FF 97 3-2 ③ G6-3			B SI 94 X CH 87 1-0 16 FC6-5 1B		B SL 86 B FF 90 B FF 90 B FF 89 4-0 16 G4-6-3 BB		3	0	1	0	1	0	1
16 Brian McCann, L (1, 2) OBP: 0.368, SLG: 0.505 8 David Ross, R (8, 2) OBP: 0.383, SLG: 0.533	B FF 96 1 SAFE T FF 96 C FF 96 B FF 97 1 SAFE X SL 90 2-2 ③ L3			B SI 93 B SI 93 X SL 88 2-0 ① G3-1		C SI 94 B SI 94 B SL 89 X SI 95 2-1 ① FC6-5 18 HR 1-2f		B FF 90 C FF 91 B FF 91 X SL 87 2-1 ①② G4-6-3 1-2f		4 0	1 0	0 0	0 0	0 0	0 0	3 0
18 Garret Anderson, L (1, 7) OBP: 0.333, SLG: 0.465		B FF 94 C FF 95 F SL 91 X FF 97 1-2 19 G4-3 2B		C CH 88 C FF 95 B SI 94 X FF 90 1-2 ② F7		D SI 94 X SI 94 1-0 1-H HR		S SL 85 B FF 90 C SI 89 F SL 86 B SL 85 B FF 91 X FF 91 3-2 19 FC6-5 2B		4	1	3	2	0	0	0
19 Yunel Escobar, R (1, 6) OBP: 0.368, SLG: 0.471		B FF 95 X SI 95 1-0 ① G4-3 2-3		C SL 88 B CH 87 B SI 96 C SL 88 X SI 96 2-2 ③ L9		C SL 86 B SL 84 B FF 95 X SL 87 2-1 ② F9		X FS 87 0-0 ③ FC6-5 2-3		4	0	0	0	0	0	2
22 Casey Kotchman, L (1, 3) OBP: 0.347, SLG: 0.403		C FF 96 B FF 96 C FF 96 B FF 96 X FF 96 2-2 ② L5			B FF 93 C FF 92 B SL 88 B FF 95 F SI 96 X FF 95 3-2 HR	B CH 87 B SI 95 C FF 95 B CH 87 F SI 95 X SI 96 3-2 1B			C SI 93 X FF 95 0-1 ① G4-3	4	1	2	1	0	0	1
25 Ryan Church, L (1, 9) OBP: 0.339, SLG: 0.366		I IN 67 I IN 64 I IN 67 I IN 67 4-0 IBB			X CH 89 0-0 13 1B 11 SH1-3 1B	C FF 94 B FF 94 B CH 89 F FF 94 B F FF 96 F FF 96 X SI 96 3-2 ③ G4-3			S SI 94 X CH 86 0-1 ② G4-3	3	0	1	0	1	0	1
11 Kenshin Kawakami, R (1, 1) OBP: 0.194, SLG: 0.107 54 Kris Medlen, S (5, 1) 23 Matt Diaz, R (7, PH) OBP: 0.368, SLG: 0.454 46 Manny Acosta, R (7, 1) 36 Boone Logan, R (8, 1) 2 Kelly Johnson, L (9, PH) OBP: 0.301, SLG: 0.400		C FF 94 C FF 93 D FF 94 S FF 96 1-3 ③ K			L FF 93 1 SAFE X FF 93 0-1 ① SH1-3 1-2		X CH 81 0-0 ① G6-3		B CH 86 S SI 94 S CH 87 F SI 95 X CH 88 1-2 3B	1 0 1 0 0 1	0 0 0 0 0 0	0 0 0 0 0 1	0 0 0 0 0 0	0 0 0 0 0 0	1 0 0 0 0 0	2 0 0 0 0 0
Inning Stats	R: 0 E: 0 K: 0 S: 9 H: 1 LOB: 1 BB: 0 P: 14	R: 0 E: 0 K: 1 S: 10 H: 1 LOB: 2 BB: 1 P: 19	R: 0 E: 0 K: 0 S: 8 H: 0 LOB: 0 BB: 0 P: 15	R: 0 E: 0 K: 0 S: 7 H: 0 LOB: 0 BB: 0 P: 12	R: 1 E: 0 K: 0 S: 12 H: 3 LOB: 1 BB: 0 P: 18	R: 2 E: 0 K: 0 S: 14 H: 3 LOB: 1 BB: 0 P: 26	R: 0 E: 0 K: 0 S: 8 H: 0 LOB: 0 BB: 0 P: 11	R: 0 E: 0 K: 0 S: 7 H: 1 LOB: 1 BB: 1 P: 16	R: 0 E: 0 K: 1 S: 11 H: 1 LOB: 1 BB: 0 P: 12	1B: 5 2B: 2 3B: 1 HR: 2 SF: 0 SAC: 1 DP: 2 HBP: 0						

PITCHER		IP	WLS	BF	H	R	ER	SO	BB	IBB	HBP	BLK	WP	HR	S	P	ERA	WHIP
55 Josh Johnson, R ERA: 2.87	(1, 1)	6.0	W	26	8	3	3	1	0	1	0	0	0	2	60	104	4.50	1.333
37 Renyel Pinto, L ERA: 2.95	(7, 1)	1.0	H	3	0	0	0	0	0	0	0	0	0	0	8	11	0.00	0.000
53 Dan Meyer, L ERA: 2.09	(8, 1)	0.2	H	3	1	0	0	0	1	0	0	0	0	0	6	15	0.00	3.000
48 Brendan Donnelly, R ERA:	(8, 1)	0.1	H	1	0	0	0	0	0	0	0	0	0	0	1	1	0.00	0.000
46 Juan Carlos Oviedo, R ERA: 3.91	(9, 1)	1.0	S	4	1	0	0	1	0	0	0	0	0	0	11	12	0.00	1.000

PITCHER		IP	WLS	BF	H	R	ER	SO	BB	IBB	HBP	BLK	WP	HR	S	P	ERA	WHIP

TOP

Atlanta Braves @ Florida Marlins

Land Shark Stadium, Miami, FL

Wed Jul 29 2009, 7:10 PM EDT

Att. 13,518 - Cloudy - 74 F

livebaseballscorecards.com

AB	34
R	3
H	10
RBI	3
BB	2
SO	2
LOB	13

PA: 37

BOTTOM

Atlanta Braves @ Florida Marlins

Landshark Stadium, Miami, FL

Wed Jul 29 2009, 7:10 PM EDT

Att. 13,518 - Cloudy - 74 F

livebaseballscorecards.com

Batter	1	2	3	4	5	6	7	8	9	AB	R	H	RBI	BB	SO	LOB
8 Chris Coghlan, L (1, 7) OBP: 0.346, SLG: 0.381	B SI 90 X SI 91 1-0 F8 ①		C FF 91 B SI 92 X SI 92 1-1 1 FC6-4 1B	X SI 92 0-0 1B		B FF 90 B CH 82 C SI 91 B CU 80 B SI 90 4-1 BB		X FF 92 0-0 G3 ③		4	0	2	0	1	0	1
1 Emilio Bonifácio, S (1, 5) OBP: 0.296, SLG: 0.312	C SI 90 F SI 90 B FF 90 X CU 70 1-2 G1-3 ②		F SI 91 1 SAFE B FO 84 F FF 91 1 SAFE X CU 71 1-2 FC6-4 2 3B ② 1-2f	1 SAFE C SI 90 P PO 86 X FO 83 1-1 G4-3 ③		C CH 81 1 SAFE 1 SAFE X CU 79 0-1 L4 ③				4	1	0	0	0	0	3
2 Hanley Ramirez, R (1, 6) OBP: 0.414, SLG: 0.572	B FF 91 S FO 84 B FO 85 C FC 89 X FF 91 2-2 G6-3 ③		1 SAFE B FO 84 B SI 85 1 SAFE B CU 70 X SI 91 3-0 1-H 3B		X FO 82 0-0 HR		B FF 93 C SI 94 B SI 93 B SL 81 X SI 93 3-1 P4 ①			4	1	2	2	0	0	0
3 Jorge Cantu, R (1, 3) OBP: 0.339, SLG: 0.444		B CU 68 B FF 91 B FF 91 B FF 90 4-0 12 F8 27 1B BB	B FF 91 C CU 71 F FO 85 B FF 92 X FF 92 2-2 F9 ③		B FF 88 X FF 89 1-0 L5 ①		C SI 93 B SI 93 F SI 94 B SI 94 B SL 82 B SI 92 4-2 27 BB BB			2	0	0	0	2	0	1
27 Jeremy Hermida, L (1, 9) OBP: 0.337, SLG: 0.386 25 Brett Carroll, R (8, 9) OBP: 0.309, SLG: 0.448		B SI 91 B SI 91 B FF 90 C FF 90 X FF 90 3-1 1-2 1B		B SI 90 S SI 84 F SI 91 X FO 83 1-2 F8 ① B FF 88 B CU 69 C SI 90 X FF 89 2-1 F8 ②			1 SAFE B SI 89 S CH 85 F SL 79 D SL 81 F CH 86 B SI 94 F SI 92 B SI 93 4-2 1-2 BB ②			3	0	1	0	1	0	0
										0	0	0	0	0	0	0
6 Dan Uggla, R (1, 4) OBP: 0.339, SLG: 0.434		B FF 92 B CU 70 C SI 91 C FF 91 S CU 71 2-3 K ①		B CU 69 B FO 84 B FF 90 C SI 91 B FF 88 4-1 21 BLK 12 BB 55 HR BB	X FF 87 0-0 HR		1 SAFE C SI 94 B SL 82 S SL 81 X SI 94 1-2 P6 ③			3	2	1	1	1	1	3
12 Cody Ross, R (1, 8) OBP: 0.325, SLG: 0.459		S SI 86 F SI 91 X SI 85 0-2 F8 ② 2-3		B FF 91 B FO 83 B SI 91 B SI 91 4-0 21 BLK 55 HR 1-2 BB	C SI 91 F FF 91 B CH 81 S CU 81 1-3 K ③			B SL 78 X SI 94 1-0 G5-3 ①		3	1	0	0	1	1	2
21 John Baker, L (1, 2) OBP: 0.349, SLG: 0.425		B FF 91 C FO 85 C FC 88 S FO 84 1-3 K ③		F SI 92 B FO 84 D SI 85 F FF 90 F FO 85 B SI 92 S CU 70 3-3 1-2 2-3 K ②		B SI 90 X CH 82 1-0 G6-3 ①		B FF 93 X FF 92 1-0 1B		4	0	1	0	0	2	4
55 Josh Johnson, L (1, 1) OBP: 0.209, SLG: 0.300 14 Gaby Sanchez, R (6, PH) 37 Renyel Pinto, L (7, 1) 53 Dan Meyer, R (8, 1) 48 Brendan Donnelly, R (8, 1) 18 Wes Helms, R (8, PH) OBP: 0.303, SLG: 0.323 46 Juan Carlos Oviedo, R (9, 1)			B FF 91 B SI 91 B FF 90 C SI 91 C SI 90 C SI 89 3-3 K ①	C FF 92 B CU 69 X SI 92 1-1 2-H 3-H HR		X FF 91 0-0 G5-3 ②		B FF 92 F FF 92 C FF 92 F FF 93 S SL 80 1-3 K ②		2 1 0 0 0 0 1 0	1 0 0 0 0 0 0 0	1 0 0 0 0 0 0 0	3 0 0 0 0 0 0 0	0 0 0 0 0 0 0 0	1 0 0 0 0 1 0 0	0 0 0 0 0 1 0 0
Inning Stats	R: 0 E: 0 K: 0 S: 7 H: 0 LOB: 0 BB: 0 P: 11	R: 0 E: 0 K: 2 S: 11 H: 1 LOB: 2 BB: 1 P: 21	R: 1 E: 0 K: 1 S: 12 H: 2 LOB: 1 BB: 0 P: 22	R: 3 E: 0 K: 1 S: 14 H: 2 LOB: 2 BB: 2 P: 27	R: 2 E: 0 K: 1 S: 8 H: 2 LOB: 0 BB: 0 P: 12	R: 0 E: 0 K: 0 S: 5 H: 0 LOB: 1 BB: 1 P: 10	R: 0 E: 0 K: 0 S: 11 H: 0 LOB: 1 BB: 2 P: 23	R: 0 E: 0 K: 1 S: 7 H: 1 LOB: 1 BB: 0 P: 10		1B: 4 2B: 0 3B: 1 HR: 3 SF: 0 SAC: 0 DP: 0 HBP: 0						

	AB	31
	R	6
	H	8
	RBI	6
	BB	6
	SO	6
	LOB	15

WP: 0 PA: 37
PB: 0
SB: 0
CS: 0

PITCHER		IP	WLS	BF	H	R	ER	SO	BB	IBB	HBP	BLK	WP	HR	S	P	ERA	WHIP
11 Kenshin Kawakami, R ERA: 4.37	(1, 1)	4.2	L	24	7	6	6	4	3	0	0	1	0	3	49	89	11.57	2.143
54 Kris Medlen, R ERA: 4.93	(5, 1)	1.1		5	0	0	0	1	1	0	0	0	0	0	8	14	0.00	0.750
46 Manny Acosta, R ERA: 3.65	(7, 1)	1.1		5	0	0	0	0	2	0	0	0	0	0	12	25	0.00	1.500
36 Boone Logan, L ERA: 2.0	(8, 1)	0.2		3	1	0	0	1	0	0	0	0	0	0	6	8	0.00	1.500

PITCHER		IP	WLS	BF	H	R	ER	SO	BB	IBB	HBP	BLK	WP	HR	S	P	ERA	WHIP

Batter	1	2	3	4	5	6	7	8	9	10	AB	R	H	RBI	BB	SO	LOB
13 Nate McLouth, L (1, 8) OBP: 0.349, SLG: 0.456	F FF 91 B SI 93 F FF 92 B SL 83 C SL 84 2-3 K ①		F FF 90 F CH 84 S FF 92 0-3 K ①		B CH 86 C SL 84 C FF 92 T SL 86 1-2 K ③		B SL 79 B SL 81 X SL 80 2-0 2-H 1B			C FF 90 C SL 84 X SL 86 0-2 2 SH3 16 HR 1B	5	1	2	1	0	3	1
2 Kelly Johnson, L (1, 4) OBP: 0.296, SLG: 0.393	C FF 91 B FF 93 F FF 93 B FF 93 S SL 83 2-3 K ②		C FF 92 F CH 86 B SL 83 B SI 94 F SL 83 X FF 94 2-2 F7			C FF 90 S SL 85 F FF 92 X SL 85 0-2 G4-3 ①	1 SAFE D SL 79 1 SAFE B FF 88 B FF 89 C FF 88 X FF 89 3-1 P5 ③			1 SAFE 1 SAFE X FF 91 0-0 SH3 1-2 ①	4	0	0	0	0	1	1
10 Chipper Jones, S (1, 5) OBP: 0.403, SLG: 0.481	B FF 92 X CH 85 1-0 G4-3 ③		S FF 91 F SL 82 B FF 94 F FF 94 S SL 84 1-3 K ③			B SL 85 F SL 84 C SL 84 B SI 95 F FF 93 F SL 84 F SL 84 S SI 95 2-3 K ②		B FF 89 B FF 89 T FF 89 F SL 86 S FF 91 2-3 K ①		I IN 69 I IN 72 I IN 74 I IN 77 4-0 16 HR IBB	4	1	0	0	1	3	0
16 Brian McCann, L (1, 2) OBP: 0.372, SLG: 0.524		C FF 91 C FF 93 X CH 86 0-2 18 F8 2B 2B	F FF 91 C SL 84 B FF 92 C FF 92 1-3 K ①			L FF 93 T FF 94 F FF 94 F SL 87 B FF 94 X FF 93 1-2 2B		S SL 86 B SL 88 B SL 87 S SL 87 X SL 87 2-2 G6-3 ②		C SI 92 B FF 90 B SI 92 C FF 91 X SL 84 2-2 1-H 2-H HR	5	2	3	3	0	1	0
18 Garret Anderson, L (1, 7) OBP: 0.334, SLG: 0.466		C FF 92 X FF 92 0-1 F8 2-3 ①	F SL 85 S FF 92 B FF 92 S FF 94 1-3 K ②			I IN 77 I IN 80 I IN 82 I IN 80 4-0 IBB		X FF 91 0-0 L8 ③		B FF 91 X SI 91 1-0 23 HBP 2B	4	0	1	0	1	1	1
19 Yunel Escobar, R (1, 6) OBP: 0.370, SLG: 0.471 27 Diory Hernandez, R (2, 6) OBP: 0.182, SLG: 0.219		C FF 92 B FF 93 S SL 84 H FF 93 2-2 2B HBP	B FF 93 F FF 92 C SL 82 F SL 86 F FF 93 X SL 83 1-2 F8 ③			B FF 90 X SL 83 1-0 G5-3 ③			C FF 92 F FF 91 T FF 91 0-2 K ①	C SL 83 X SL 82 0-1 G1-3 ②	0 4	1 0	0 0	0 0	0 0	0 1	0 3
Casey Kotchman, L (1, 3) OBP: 0.354, SLG: 0.409		1 SAFE X FF 91 0-0 23 G6-3 1-H 3-H 2B			B SL 80 C SL 84 X FF 92 1-1 G3-1 ①		B CH 80 C FF 88 C SL 78 B SL 80 B SL 80 B FF 88 4-2 33 SH1-3 13 1B BB		B FS 88 B FS 87 C FF 90 X FF 89 2-1 1B	I IN 77 I IN 78 I IN 76 I IN 78 4-0 23 HBP IBB	3	1	2	2	2	0	0
23 Matt Diaz, R (1, 9) OBP: 0.364, SLG: 0.444		X SL 84 0-0 G6-3 2-3 ②			C SL 85 C FF 93 F SL 86 S SL 83 0-3 K ②		C FF 89 C FF 89 F SL 81 C FF 89 0-3 K ①		S FS 87 S FF 91 F FF 92 S FS 87 0-3 K ②	F SL 82 H FF 90 1-1 1-2 2-3 HBP	4	0	0	0	0	3	3
33 Javier Vazquez, R (1, 1) OBP: 0.163, SLG: 0.195 51 Michael Gonzalez, R (8, 1) 20 Greg Norton, S (9, PH) OBP: 0.274, SLG: 0.157 58 Peter Moylan, R (9, 1) Rafael Soriano, R (10, 1)		C CH 90 C FF 91 B FF 92 F SL 84 B FF 92 X FF 92 2-2 G5-3 ③			C FF 91 B SL 82 X FF 92 1-1 1B		C FF 87 L FF 89 X SL 80 0-2 SH1-3 1-2 ②		C FS 87 B FS 87 C FS 87 B CH 80 F FS 87 S FF 91 2-3 K ③	B SI 91 C SI 91 F SL 83 C SI 91 1-3 K ③	2 0 1 1 0	0 0 0 0 0	1 0 0 0 0	0 0 0 0 0	0 0 1 1 0	0 0 1 3 0	1 0 1 0 0
Inning Stats	R: 0 H: 0 E: 0 LOB: 0 K: 2 BB: 0 S: 7 P: 12	R: 2 H: 2 E: 0 LOB: 1 K: 0 BB: 0 S: 13 P: 17	R: 0 H: 0 E: 0 LOB: 0 K: 2 BB: 0 S: 11 P: 14	R: 0 H: 0 E: 0 LOB: 0 K: 2 BB: 0 S: 11 P: 14	R: 0 H: 1 E: 0 LOB: 1 K: 2 BB: 0 S: 11 P: 14	R: 0 H: 1 E: 0 LOB: 2 K: 1 BB: 1 S: 16 P: 24	R: 1 H: 1 E: 0 LOB: 1 K: 1 BB: 1 S: 12 P: 21	R: 0 H: 0 E: 0 LOB: 0 K: 1 BB: 0 S: 7 P: 11	R: 0 H: 1 E: 0 LOB: 1 K: 3 BB: 0 S: 13 P: 17	R: 3 H: 3 E: 0 LOB: 3 K: 1 BB: 2 S: 14 P: 27	1B: 4 SF: 0 2B: 4 SAC: 2 3B: 0 DP: 0 HR: 1 HBP: 2						

PITCHER		IP	WLS	BF	H	R	ER	SO	BB	IBB	HBP	BLK	WP	HR	S	P	ERA	WHIP
56 Rick Van Den Hurk, R ERA: 2.65	(1, 1)	6.0		24	4	2	2	9	0	1	1	0	0	0	69	95	3.00	0.667
40 Kiko Calero, R ERA: 1.91	(7, 1)	1.0		5	1	1	1	1	1	0	0	0	0	0	12	21	9.00	2.000
53 Dan Meyer, L ERA: 2.04	(8, 1)	1.0		3	0	0	0	1	0	0	0	0	0	0	7	11	0.00	0.000
48 Brendan Donnelly, R ERA:	(9, 1)	1.0		4	1	0	0	3	0	0	0	0	0	0	13	17	0.00	1.000
52 Luis Ayala, R ERA: 4.42	(10, 1)	1.0	L	9	3	3	3	1	0	2	1	0	0	1	14	27	27.00	3.000

PITCHER	IP	WLS	BF	H	R	ER	SO	BB	IBB	HBP	BLK	WP	HR	S	P	ERA	WHIP

TOP

Atlanta Braves @ Florida Marlins

Land Shark Stadium, Miami, FL

Thu Jul 30 2009, 7:10 PM EDT

Att. 14,226 - Cloudy - 85 F

livebaseballscorecards.com

AB	37
R	6
H	9
RBI	6
BB	4
SO	15
LOB	14

WP: 0 PA: 45
PB: 0
SB: 0
CS: 0

Atlanta Braves @ Florida Marlins

Land Shark Stadium, Miami, FL

Thu Jul 30 2009, 7:10 PM EDT

Att. 14,226 - Cloudy - 85 F

livebaseballscorecards.com

BOTTOM

Batter	1	2	3	4	5	6	7	8	9	10	AB	R	H	RBI	BB	SO	LOB
8 Chris Coghlan, L (1, 7) OBP: 0.342, SLG: 0.376	C FF 89 B SI 91 B CH 82 C SL 84 X CH 82 2-2 ① G4-3		X CH 82 0-0 ③ G5-3			C CU 76 C FF 92 S CH 76 0-3 ② K		C FF 89 F SL 76 X SL 80 0-2 3 1B, 1 WP, 1-2 1B		B SI 92 B SI 93 C FF 93 F FF 94 X SL 83 2-2 1B	3	0	0	0	0	1	1
18 Wes Helms, R (8, PH) OBP: 0.308, SLG: 0.328											1	0	1	0	0	0	0
48 Brendan Donnelly, R (9, 1)											0	0	0	0	0	0	0
52 Luis Ayala, R (10, 1)											0	0	0	0	0	0	0
7 Ross Gload, L (10, PH) OBP: 0.355, SLG: 0.430											1	0	1	0	0	0	0
1 Emilio Bonifácio, S (1, 5) OBP: 0.293, SLG: 0.308	F SI 90 B SI 92 F SI 92 B CU 78 X FF 92 2-2 ② F9			C SI 92 S CH 78 B SL 83 B CH 76 B SL 84 F SI 92 S SI 92 3-3 ① K		C SI 91 S SL 85 B SL 84 B CH 81 B SL 83 X SI 91 3-2 ③ G6-3		B SL 78 S FF 91 F FF 92 B FF 93 F SL 82 F FF 92 F SL 82 B SL 88 S FF 92 3-3 ② K, 1-2, 2-3		B SI 94 C FF 93 F FF 92 S SL 84 1-3 ① K	5	0	0	0	0	3	3
2 Hanley Ramirez, R (1, 6) OBP: 0.411, SLG: 0.565	F SI 92 B SI 93 B SL 84 C SI 94 S CU 74 2-3 ③ K			F SL 80 B FF 92 X CU 72 1-1 ② F8			C SI 91 B FF 92 F CH 81 F FF 93 B CU 70 C FF 93 2-3 ① K	I IN 64 I IN 67 I IN 66 I IN 68 4-0 3 1B, IBB		C FF 89 B SL 83 S SL 83 C 1-3 ② K	4	0	0	0	1	3	1
3 Jorge Cantu, R (1, 3) OBP: 0.339, SLG: 0.446		B CU 74 C CU 72 F FF 91 F FF 92 X CU 68 1-2 ① G5-3		C FF 92 B SI 92 B CH 80 X SL 84 2-1 ③ G5-3			C SI 91 B CH 82 B CU 74 X FF 92 2-1 2B	F FF 92 B FF 93 B FF 93 X FF 92 2-1 1-2, 2-3, 3-H 1B		B FF 90 B FF 91 C FF 94 F SL 82 C FF 95 2-3 ③ K	5	0	2	1	0	1	1
27 Jeremy Hermida, L (1, 9) OBP: 0.336, SLG: 0.387 (9, 7)		C SL 81 B SL 86 F FF 93 B FF 93 F FF 93 S CH 80 2-3 ② K			C SL 81 B FF 91 F FF 92 X FF 93 1-2 29 1B, 2B		B FF 93 C CH 83 F CH 77 B SL 84 B CU 75 S SI 92 3-3 ② K	C FF 93 C FF 93 B FF 92 S SL 84 1-3 ③ K			4	1	1	0	0	3	4
6 Dan Uggla, R (1, 4) OBP: 0.338, SLG: 0.432		X SI 91 0-0 ③ L9			C CU 76 D SL 84 B CU 73 S FF 92 X CU 69 2-2 ① L8		B SI 93 X SI 93 1-0 ③ L3		X SI 88 0-0 12 FC4-6, 1B		4	0	1	0	0	0	2
12 Cody Ross, R (1, 8) OBP: 0.324, SLG: 0.465			B SL 84 F SI 91 T FF 92 X CU 78 1-2 ① G5-3		C SI 92 S FF 93 T FF 93 0-2 ② K			B CU 76 F FF 92 B FF 91 X FF 92 2-1 HR	M SI 86 B SL 76 L SI 87 X SL 77 1-2 ① FC4-6, 29 E, 1-2f		4	1	1	1	0	1	2
29 Ronny Paulino, R (1, 2) OBP: 0.325, SLG: 0.384			C CU 74 X SI 91 0-1 1B		C SL 81 B FF 93 S CU 76 D CU 70 X SL 83 2-2 ③ 2-H 1B			X CU 74 0-0 ① L8	1 SAFE S SL 77 P PO 80 1 SAFE B SI 87 1 SAFE X SI 87 2-1 FC4, 25 G5-4-3, 1-2		4	0	2	1	0	0	1
56 Rick Van Den Hurk, R (1, 1) 14 Gaby Sanchez, R (6, PH) 40 Kiko Calero, R (7, 1) 53 Dan Meyer, R (8, 1) 25 Brett Carroll, R (8, PH) OBP: 0.313, SLG: 0.443 (9, 9)		C SL 78 C SL 77 M CU 74 0-3 ② K				B SI 91 X SI 91 1-0 ① F9		B SI 91 B SL 78 B SL 83 C SI 90 F SL 84 F FF 93 F CU 73 B FF 93 4-2 1, WP, 18, 1B, 3, 1B, BB	B SI 89 S SI 89 B SL 79 B SI 90 X SI 90 3-1 ②③ G5-4-3, 1-2f		1	0	0	0	0	1	1
											1	0	0	0	0	0	0
											0	0	0	0	0	0	0
											0	0	0	0	0	0	0
											1	1	0	0	1	0	2
Inning Stats	R: 0 E: 0 K: 1 S: 9 H: 0 LOB: 0 BB: 0 P: 15	R: 0 E: 0 K: 1 S: 9 H: 0 LOB: 0 BB: 0 P: 12	R: 0 E: 0 K: 1 S: 9 H: 1 LOB: 1 BB: 0 P: 10	R: 0 E: 0 K: 1 S: 8 H: 0 LOB: 0 BB: 0 P: 14	R: 1 E: 0 K: 1 S: 12 H: 2 LOB: 1 BB: 0 P: 17	R: 0 E: 0 K: 1 S: 7 H: 0 LOB: 0 BB: 0 P: 11	R: 0 E: 0 K: 2 S: 10 H: 1 LOB: 1 BB: 0 P: 18	R: 2 E: 0 K: 2 S: 21 H: 3 LOB: 3 BB: 2 P: 37	R: 0 E: 1 K: 0 S: 9 H: 1 LOB: 1 BB: 0 P: 14	R: 0 E: 0 K: 3 S: 12 H: 1 LOB: 1 BB: 0 P: 18	1B: 6 2B: 2 3B: 0 HR: 1 SF: 0 SAC: 0 DP: 1 HBP: 0	WP: 1 PB: 0 SB: 0 CS: 0 PA: 40					

PITCHER		IP	WLS	BF	H	R	ER	SO	BB	IBB	HBP	BLK	WP	HR	S	P	ERA	WHIP
33 Javier Vazquez, R ERA: 3.01	(1, 1)	7.1		27	5	3	3	8	1	0	0	0	0	1	0	71	110	3.68	0.818
51 Michael Gonzalez, L ERA: 3.06	(8, 1)	0.2	B	5	2	0	0	2	0	1	0	0	1	0	0	14	24	0.00	3.000
58 Peter Moylan, R ERA: 3.8	(9, 1)	1.0	W	4	1	0	0	0	0	0	0	0	0	0	0	9	14	0.00	1.000
Rafael Soriano, R ERA: 1.88	(10, 1)	1.0	S	4	1	0	0	3	0	0	0	0	0	0	0	12	18	0.00	1.000

PITCHER	IP	WLS	BF	H	R	ER	SO	BB	IBB	HBP	BLK	WP	HR	S	P	ERA	WHIP

AB	38
R	3
H	9
RBI	3
BB	2
SO	13
LOB	18

Batter	1	2	3	4	5	6	7	8	9	AB	R	H	RBI	BB	SO	LOB
15 Rafael Furcal, S (1, 6) OBP: 0.334, SLG: 0.369	C FF 92 X FF 92 0-1 F8		C CU 74 F FF 94 B SL 81 F CU 76 B FF 94 F SL 85 B SL 82 S SL 83 3-3 K 2-3		1 SAFE C FF 90 1 SAFE X FF 91 0-1 16 HR 1-2 1B		X CH 83 0-0 2-H 1B		X CH 82 0-0 P6	5	1	2	1	0	1	2
16 Andre Ethier, L (1, 9) OBP: 0.356, SLG: 0.503	B FF 92 X FF 92 1-0 F7			C SL 79 X SL 79 0-1 F8	C CU 74 X SL 80 0-1 1-H 2-H HR		C SI 90 F SL 86 1 SAFE 1 SAFE F SL 86 X SL 86 0-2 F7		X SI 90 0-0 2-H 2B	5	1	2	4	0	0	1
99 Manny Ramirez, R (1, 7) OBP: 0.441, SLG: 0.602 38 Ramon Troncoso, R (7, 1) 52 George Sherrill, L (7, 1) 31 James McDonald, L (8, 1)	C CU 75 F SL 85 S CU 76 0-3 K			X CU 75 0-0 23 1B 1B	B FF 94 C FF 93 B FF 94 B SL 83 X FF 93 3-1 G4-3		F SL 78 1 SAFE B SI 94 1 SAFE C SI 95 S FF 96 1-3 K		F FF 90 C CU 79 F CU 80 B FF 91 C CU 80 1-3 K	4 0 0 1	0 0 0 0	1 0 0 0	0 0 0 0	0 0 0 0	2 0 0 1	1 0 0 1
23 Casey Blake, R (1, 5) OBP: 0.364, SLG: 0.472		C FF 90 C SL 82 B SL 80 S FF 94 1-3 K		X FF 90 0-0 1-2 1B		B FF 92 F FF 93 B CU 75 F FF 93 B FF 94 F SL 81 X SL 82 3-2 55 2B 1B		C FF 89 C FF 91 F CU 80 C FF 91 0-3 K		4	0	2	0	0	2	0
7 James Loney, L (1, 3) OBP: 0.355, SLG: 0.400		C FF 92 B SL 83 B FF 93 B FF 93 C FF 93 F FF 93 X FF 95 3-2 L7		F FF 91 X SL 80 0-1 F7		X FF 92 0-0 F8		B CU 77 X SI 92 1-0 G6-3		4	0	0	0	0	0	3
27 Matt Kemp, R (1, 8) OBP: 0.381, SLG: 0.484		C FF 94 B SL 85 X SL 82 1-1 P4		C SL 82 F FF 93 X CU 75 0-2 F8		C FF 92 X FF 91 0-1 F8		F FF 91 X FF 93 0-1 2B		4	0	1	0	0	0	3
55 Russell Martin, R (1, 2) OBP: 0.372, SLG: 0.324			C FF 91 F FF 91 B SL 82 F FF 94 B CU 76 B FF 94 X FF 94 3-2 G6-3		B SL 78 B SL 80 B FF 92 C FF 91 X FF 92 3-1 15 1B 16 HR 1B	1 SAFE B FF 92 X FF 92 1-0 1-H 2B		C SI 91 S CU 81 C FF 92 0-3 K		4	1	2	0	0	1	1
13 Orlando Hudson, S (1, 4) OBP: 0.358, SLG: 0.428			C FF 92 B FF 93 B CH 83 X FF 93 2-1 15 WP 29 SH1-4 1B		B FF 90 F FF 90 B CU 74 F FF 92 C FF 92 2-3 K		B CU 72 B FF 91 B FF 88 C FF 91 C FF 92 B SL 79 4-2 9 SH1-3 15 1B BB		C SI 88 B CH 81 S CH 81 X SI 91 1-2 9 SH2-3 16 2B 1B	3	2	2	0	1	1	1
29 Jason Schmidt, R (1, 1) 9 Juan Pierre, L (7, PH) OBP: 0.371, SLG: 0.397 (7, 7)			L FF 88 X FF 90 0-1 SH1-4 1-2		X FF 89 0-0 B2		B CH 88 F FF 89 X SL 84 1-1 SH1-3 1-2		1 SAFE 1 SAFE X SI 90 0-0 SH2-3 1-2	1 0	0 0	0 0	0 0	0 0	0 0	1 0
Inning Stats	R: 0 E: 0 K: 1 S: 6 H: 0 LOB: 0 BB: 0 P: 7	R: 0 E: 0 K: 1 S: 9 H: 0 LOB: 0 BB: 0 P: 14	R: 0 E: 0 K: 1 S: 13 H: 1 LOB: 1 BB: 0 P: 21	R: 0 E: 0 K: 0 S: 9 H: 2 LOB: 2 BB: 0 P: 9	R: 3 E: 0 K: 1 S: 12 H: 3 LOB: 0 BB: 0 P: 20	R: 0 E: 0 K: 0 S: 8 H: 2 LOB: 2 BB: 0 P: 12	R: 1 E: 0 K: 1 S: 12 H: 1 LOB: 1 BB: 1 P: 18	R: 0 E: 0 K: 2 S: 10 H: 1 LOB: 1 BB: 0 P: 11	R: 1 E: 0 K: 1 S: 10 H: 2 LOB: 1 BB: 0 P: 12	1B: 8 2B: 3 3B: 0 HR: 1 SF: 0 SAC: 3 DP: 0 HBP: 0						

PITCHER		IP	WLS	BF	H	R	ER	SO	BB	IBB	HBP	BLK	WP	HR	S	P	ERA	WHIP
48 Tommy Hanson, R ERA: 3.25	(1, 1)	6.0	L	26	8	4	4	4	1	0	0	0	1	1	59	89	6.00	1.500
34 Eric O'Flaherty, L ERA: 3.6	(7, 1)	0.2		3	1	0	0	0	0	0	0	0	0	0	7	8	0.00	1.500
46 Manny Acosta, R ERA: 3.6	(7, 1)	0.1		1	0	0	0	1	0	0	0	0	0	0	3	4	0.00	0.000
54 Kris Medlen, R ERA: 4.91	(8, 1)	2.0		9	3	1	1	3	0	0	0	0	0	0	20	23	4.50	1.500

PITCHER IP WLS BF H R ER SO BB IBB HBP BLK WP HR S P ERA WHIP

TOP

Los Angeles Dodgers @ Atlanta Braves

Turner Field, Atlanta, GA

Fri Jul 31 2009, 7:30 PM EDT

Att. 45,225 - Cloudy - 79 F

livebaseballscorecards.com

AB	35
R	5
H	12
RBI	5
BB	1
SO	8
LOB	14

WP: 1 PA: 39
PB: 0
SB: 0
CS: 0

Batter	1	2	3	4	5	6	7	8	9	AB	R	H	RBI	BB	SO	LOB
13 Nate McLouth, L (1, 8) OBP: 0.345, SLG: 0.450	C FF 85 X CH 83 0-1 ① P5		B FF 84 X CH 82 1-0 ② F8		C FF 86 X CU 71 0-1 ① F8		B FF 90 C FF 90 F SL 76 B FF 90 S FF 92 2-3 ① K		S FF 93 B SI 92 B CH 78 B FF 92 F FF 93 X FF 93 3-2 ③ G3	5	0	0	0	0	1	2
2 Kelly Johnson, L (1, 4) OBP: 0.296, SLG: 0.389	B FF 87 B FF 85 F FF 87 B FF 88 X FF 88 3-1 ② P6		B CH 82 C FF 85 B CU 72 B CH 82 B FF 86 4-1 10 1B BB		X CH 83 0-0 ② P5		C SL 75 F FF 90 S SL 76 0-3 ② K			3	0	0	0	1	1	2
10 Chipper Jones, S (1, 5) OBP: 0.407, SLG: 0.481	B CU 72 B FF 87 B FF 85 C FF 86 B SL 83 4-1 16 BB BB		C CU 71 X FF 86 0-1 16 FC6 1-3 1B		B FF 86 C FF 86 X FF 87 1-1 ③ F8		F FF 91 B FF 91 C FF 91 B SL 75 B SL 74 B FF 91 4-2 1-2 2-3 BB			2	0	1	0	2	0	0
16 Brian McCann, L (1, 2) OBP: 0.373, SLG: 0.520	D FF 85 C FF 86 B FF 87 B CH 82 B FF 86 4-1 1-2 BB		B CH 82 C CU 71 X CU 70 1-1 ③ FC6 1-2f			S FF 84 B FF 85 C FF 85 B CU 73 B FF 88 B FF 84 4-2 BB	S SL 77 B FF 91 B FF 89 F FF 90 C SL 77 2-3 ③ K			2	0	0	0	2	1	5
18 Garret Anderson, L (1, 7) OBP: 0.330, SLG: 0.459	C CU 72 D SL 79 F CH 84 B FF 88 X CH 84 2-2 ③ F9			C CU 69 C FF 84 B FF 88 X CU 72 1-2 ① P4		C CU 70 S CU 71 F FF 86 F FF 88 X CU 70 0-2 ① F8		B CU 72 X FF 93 1-0 ① G4-3		4	0	0	0	0	0	3
25 Barbaro Canizares, R (1, 3) OBP: 0.190, SLG: 0.238		C FF 86 X FF 88 0-1 ① F9		C FF 86 X SL 79 0-1 ② L7		C CU 71 F CU 73 S FF 87 0-3 ② K		F FF 94 F CU 74 F FF 93 B CU 79 F FF 94 S CU 76 1-3 ② K		4	0	0	0	0	2	1
23 Matt Diaz, R (1, 9) OBP: 0.357, SLG: 0.435		C SL 77 B FF 88 X FF 88 1-1 ② F9		C FF 87 X SL 79 0-1 E6 27 S		C FF 87 B FF 86 S FF 89 T FF 89 1-2 ③ K		C FF 93 B CU 75 F FF 93 B FF 93 B CU 78 S FF 94 3-3 ③ K		4	0	0	0	0	2	1
27 Diory Hernandez, R (1, 6) OBP: 0.198, SLG: 0.224		X FF 86 0-0 ③ F8		B FF 86 B CU 71 F FF 86 1 SAFE B CU 71 I IN 73 4-1 1-2 IBB			C SI 90 S SI 91 X SI 91 0-2 10 WP 20 1B 1B		X FF 92 0-0 ① P4	3	0	1	0	1	0	0
48 Tommy Hanson, R (1, 1) OBP: 0.100, SLG: 0.100 34 Eric O'Flaherty, L (7, 1) 46 Manny Acosta, R (7, 1) 20 Greg Norton, S (7, PH) OBP: 0.286, SLG: 0.173 54 Kris Medlen, S (8, 1) 14 Martin Prado, R (9, PH) OBP: 0.374, SLG: 0.471			B FF 84 B FF 84 C FF 85 C FF 84 F FF 84 B FF 85 X FF 86 3-2 ① G4-3	F FF 86 C CU 72 S CU 72 0-3 ③ K			C CU 78 1 SAFE B SI 92 B SI 92 X SI 92 2-1 1-2 10 WP 1B		B FF 92 F SI 92 B CU 74 X FF 92 2-1 ② F8	2 0 0 1 0 0 1	0 0 0 0 0 0 0	0 0 0 1 0 0 0	0 0 0 0 0 0 0	0 0 0 0 0 0 0	1 0 0 0 0 0 0	2 0 0 0 0 0 0
Inning Stats	R: 0 H: 0 E: 0 LOB: 2 K: 0 BB: 2 S: 9 P: 22	R: 0 H: 0 E: 0 LOB: 0 K: 0 BB: 0 S: 5 P: 6	R: 0 H: 1 E: 0 LOB: 2 K: 0 BB: 1 S: 10 P: 19	R: 0 H: 0 E: 1 LOB: 2 K: 1 BB: 1 S: 11 P: 16	R: 0 H: 0 E: 0 LOB: 0 K: 0 BB: 0 S: 5 P: 6	R: 0 H: 0 E: 0 LOB: 1 K: 2 BB: 1 S: 13 P: 18	R: 0 H: 2 E: 0 LOB: 3 K: 3 BB: 1 S: 16 P: 26	R: 0 H: 0 E: 0 LOB: 0 K: 2 BB: 0 S: 9 P: 14	R: 0 H: 0 E: 0 LOB: 0 K: 0 BB: 0 S: 6 P: 11	1B: 3 2B: 0 3B: 0 HR: 0	SF: 0 SAC: 0 DP: 0 HBP: 0	WP: 1 PB: 0 SB: 1 CS: 0	PA: 37			

PITCHER	IP	WLS	BF	H	R	ER	SO	BB	IBB	HBP	BLK	WP	HR	S	P	ERA	WHIP
29 Jason Schmidt, R (1, 1) ERA: 4.5	6.0	W	25	1	0	0	3	4	1	0	0	0	0	53	87	0.00	0.833
38 Ramon Troncoso, R (7, 1) ERA: 2.02	0.0		2	2	0	0	0	0	0	0	0	0	0	5	7	∞	∞
52 George Sherrill, L (7, 1) ERA: 2.34	1.0	H	4	0	0	0	3	1	0	0	0	1	0	11	19	0.00	1.000
31 James McDonald, R (8, 1) ERA: 4.89	2.0		6	0	0	0	2	0	0	0	0	0	0	15	25	0.00	0.000

PITCHER	IP	WLS	BF	H	R	ER	SO	BB	IBB	HBP	BLK	WP	HR	S	P	ERA	WHIP

BOTTOM

Los Angeles Dodgers @ Atlanta Braves

Turner Field, Atlanta, GA

Fri Jul 31 2009, 7:30 PM EDT

Att. 45,225 - Cloudy - 79 F

livebaseballscorecards.com

AB	31
R	0
H	3
RBI	0
BB	6
SO	8
LOB	16

Batter	1	2	3	4	5	6	7	8	9	AB	R	H	RBI	BB	SO	LOB
15 Rafael Furcal, S (1, 6) OBP: 0.333, SLG: 0.366	X SI 90 0-0 ① G1-3			C SI 89 B SI 89 B CH 85 B SI 90 B SI 89 4-1 99 BB 16 1B 23 SF8 BB	C SL 81 B SL 81 S SL 81 X SI 90 1-2 ③ G3			C FF 88 B SL 79 S SL 79 B FF 92 X FF 91 2-2 ① G4-3		3	1	0	0	1	0	0
16 Andre Ethier, L (1, 9) OBP: 0.357, SLG: 0.510	C SI 89 F SI 89 F SL 82 F CH 85 X SI 90 0-2 ② G6-3			B SI 89 S SL 83 1 SAFE 1 SAFE X SI 90 1-1 99 BB 7 1B 1-2 1B		X SI 88 0-0 HR		C FF 93 X FF 93 0-1 ② F7		4	2	2	1	0	0	0
99 Manny Ramirez, R (1, 7) OBP: 0.437, SLG: 0.592	X SI 89 0-0 ③ F9			B SI 90 F SI 90 B SI 90 B SL 82 B SI 90 4-1 7 1B 1-2 2-3 BB		C SL 80 C SL 80 X SL 80 0-2 ① G5-3		B FF 93 B FF 93 X FF 92 2-0 ③ G5-3		3	0	0	0	1	0	0
23 Casey Blake, R (1, 5) OBP: 0.363, SLG: 0.474		C SI 89 X SI 90 0-1 ① G4-3		B SI 89 B SI 90 C SI 89 B SI 89 F SI 89 X SI 90 3-2 ① SF8 3-H		B SI 88 C SL 81 B SI 89 X SI 88 2-1 2B			C FF 93 B FF 94 C FF 91 X FF 94 1-2 ① G3	3	0	1	1	0	0	0
7 James Loney, L (1, 3) OBP: 0.356, SLG: 0.401		B SI 90 C SI 90 B SI 90 F SI 90 B SI 90 X SI 90 3-2 27 FC5-4 1B		B SI 90 B SI 88 C SI 90 X SI 89 2-1 1-3 2-H 1B		B SL 81 X SL 80 1-0 ② F7			C SI 95 F SI 94 X FF 94 0-2 ② F8	4	0	2	1	0	0	1
27 Matt Kemp, R (1, 8) OBP: 0.377, SLG: 0.479		C SL 81 1 SAFE C SI 90 X SI 90 0-2 ② FC5-4 55 PO 1-2f		S SL 82 B SI 89 F SI 89 B SI 90 F SL 82 T SI 90 2-2 ② K		F SI 89 B SI 88 B SL 82 S SL 81 B SL 82 F SL 83 S SL 82 3-3 ③ K			C SI 94 C FF 90 B FF 93 C FF 94 1-3 ③ K	4	0	0	0	0	3	4
55 Russell Martin, R (1, 2) OBP: 0.369, SLG: 0.321		S SI 90 1 SAFE B SI 90 1 SAFE 1-1 ③ PO 1-2	C SL 80 X SL 81 0-1 ① G6-3	X SI 89 0-0 ③ L4			B SI 89 X SI 90 1-0 ① G4-3			3	0	0	0	0	0	2
13 Orlando Hudson, S (1, 4) OBP: 0.358, SLG: 0.430			C SI 89 B SI 90 X SI 90 1-1 ② G4-3		C SI 88 F SI 89 F SI 88 X SI 89 0-2 ① L5		B SI 89 X SI 90 1-0 9 L8-4 2B			3	0	1	0	0	0	0
43 Randy Wolf, L (1, 1) OBP: 0.133, SLG: 0.163 9 Juan Pierre, L (7, PH) OBP: 0.370, SLG: 0.396 56 Hung-Chih Kuo, L (7, 1) 59 Guillermo Mota, R (8, 1)			C SI 90 X SI 90 0-1 ③ G4-3		C SI 89 B SI 90 X SI 89 1-1 ② G4-3		C FF 90 F FF 91 F SL 86 B SI 89 F SL 87 X FF 92 1-2 ②③ L8-4 2-2			2 1 0 0	0 0 0 0	0 0 0 0	0 0 0 0	0 0 0 0	0 1 0 0	0 0 0 0
Inning Stats	R: 0 E: 0 K: 0 S: 7 H: 0 LOB: 0 BB: 0 P: 7	R: 0 E: 0 K: 0 S: 9 H: 1 LOB: 0 BB: 0 P: 13	R: 0 E: 0 K: 0 S: 6 H: 0 LOB: 0 BB: 0 P: 7	R: 2 E: 0 K: 1 S: 14 H: 2 LOB: 2 BB: 2 P: 30	R: 0 E: 0 K: 0 S: 9 H: 0 LOB: 0 BB: 0 P: 11	R: 1 E: 0 K: 1 S: 11 H: 2 LOB: 1 BB: 0 P: 17	R: 0 E: 0 K: 0 S: 7 H: 1 LOB: 0 BB: 0 P: 10	R: 0 E: 0 K: 0 S: 6 H: 0 LOB: 0 BB: 0 P: 10	R: 0 E: 0 K: 1 S: 9 H: 0 LOB: 0 BB: 0 P: 11	1B: 3 2B: 3 3B: 0 HR: 1 SF: 1 SAC: 0 DP: 1 HBP: 0						

PITCHER		IP	WLS	BF	H	R	ER	SO	BB	IBB	HBP	BLK	WP	HR	S	P	ERA	WHIP
32 Derek Lowe, R ERA: 4.21	(1, 1)	6.0	W	24	5	3	3	2	2	0	0	0	0	1	56	85	4.50	1.167
58 Peter Moylan, R ERA: 3.77	(7, 1)	0.1	H	2	1	0	0	0	0	0	0	0	0	0	2	4	0.00	3.000
34 Eric O'Flaherty, L ERA: 3.53	(7, 1)	0.2	H	1	0	0	0	0	0	0	0	0	0	0	5	6	0.00	0.000
51 Michael Gonzalez, L ERA: 3.0	(8, 1)	1.0	H	3	0	0	0	0	0	0	0	0	0	0	6	10	0.00	0.000
Rafael Soriano, R ERA: 1.84	(9, 1)	1.0	S	3	0	0	0	1	0	0	0	0	0	0	9	11	0.00	0.000

PITCHER	IP	WLS	BF	H	R	ER	SO	BB	IBB	HBP	BLK	WP	HR	S	P	ERA	WHIP

TOP

Los Angeles Dodgers @ Atlanta Braves

Turner Field, Atlanta, GA

Sat Aug 01 2009, 4:00 PM EDT
Att. 49,843 - Cloudy - 84 F

livebaseballscorecards.com

AB	30
R	3
H	6
RBI	3
BB	2
SO	3
LOB	8

WP: 0	PA: 34				
PB: 0					
SB: 0					
CS: 0					

Batter	1	2	3	4	5	6	7	8	9	AB	R	H	RBI	BB	SO	LOB
13 Nate McLouth, L (1, 8) OBP: 0.346, SLG: 0.450	B FF 86 X FF 88 1-0 ① F9		B SI 89 C CH 79 S CU 69 X FF 91 1-2 10 S / 10 2B / 1B		C FF 88 X FF 90 0-1 14 1B / 10 1B / 1B	C SL 82 F SL 82 S SL 81 0-3 ③ K				4	2	2	0	0	1	1
14 Martin Prado, R (1, 4) OBP: 0.372, SLG: 0.468	C SI 87 B SL 79 B CU 66 X SI 88 2-1 ② G4-3		1 SAFE 1 SAFE C SL 80 X CU 67 0-1 ② F7		B SI 87 X SI 89 1-0 10 1B 1-3 / 1B		C CU 75 B FF 95 F FF 94 F SL 85 B FF 94 X FF 94 2-2 ① G4-3			4	0	1	0	0	0	1
10 Chipper Jones, S (1, 5) OBP: 0.408, SLG: 0.484	B SI 88 C SI 88 B SI 89 S SL 80 X FF 89 2-2 ③ F7		B CU 67 C CU 67 B SL 80 S SI 90 B FF 92 X FF 92 3-2 / 1-H / 2B		S CU 68 F FF 89 F FF 90 B SL 83 X CU 69 1-2 18 G4-6-3 1-2 / 3-H / 1B		C FF 95 X SL 84 0-1 ② G5-3			4	0	2	2	0	0	0
18 Garret Anderson, L (1, 7) OBP: 0.326, SLG: 0.453		C SL 78 B SL 79 X FF 89 1-1 ① F8	C FF 89 C CU 68 X SI 90 0-2 ③ F8		X SL 80 0-0 ②③ G4-6-3 1-2f		S SL 84 F SL 84 B SL 87 B FF 94 S SL 86 2-3 ③ K			4	0	0	0	0	1	3
23 Matt Diaz, R (1, 9) OBP: 0.355, SLG: 0.428		T SI 88 B SI 88 C FF 88 B SI 87 B SL 81 F FF 90 F FF 90 F FF 91 B SL 82 4-2 22 BB / BB		C FF 87 F FF 87 X FF 91 0-2 ① G6-3		C CU 66 C CU 66 F FF 90 S FF 90 0-3 ① K		B SI 94 S SI 94 X SI 94 1-1 ① F9		3	0	0	0	1	1	0
22 Adam LaRoche, L (1, 3) OBP: 0.330, SLG: 0.448		F FF 89 D SL 80 1 SAFE B CU 68 B SL 80 B FF 89 4-1 / 1-2 / BB		C CU 66 B FF 90 X FF 90 1-1 1B		F S SL 83 B SL 82 X CU 69 1-2 27 E / 27 1B / 1B		C SI 94 C CH 87 B SL 89 B SI 95 F SI 95 X SI 95 2-2 ② F8		3	1	2	0	1	0	0
8 David Ross, R (1, 2) OBP: 0.378, SLG: 0.531		F CU 67 B CU 68 B CU 67 C SI 90 1 SAFE S FF 91 2-3 ② K		B SL 80 F SL 80 C CU 66 S FF 91 1-3 ② K		L CU 67 F FF 90 S SI 90 0-3 ② K		B SI 94 X SL 87 1-0 / 2B		4	0	1	0	0	3	4
27 Diory Hernandez, R (1, 6) OBP: 0.200, SLG: 0.225		C SI 90 B CU 68 S CU 67 S FF 91 1-3 ③ K		F SI 89 D FF 88 X FF 89 1-1 ③ P3		1 SAFE D CU 68 1 SAFE X SI 90 1-0 20 1B / 1-H / 1B		C SI 95 X SI 94 0-1 ③ F8		4	1	1	1	0	1	4
32 Derek Lowe, R (1, 1) OBP: 0.275, SLG: 0.194 20 Greg Norton, S (6, PH) OBP: 0.297, SLG: 0.189 58 Peter Moylan, R (7, 1) 34 Eric O'Flaherty, L (7, 1) 51 Michael Gonzalez, R (8, 1) Rafael Soriano, R (9, 1)			C SI 87 C SI 88 F FF 90 C FF 91 0-3 ① K		X SI 88 0-0 ① F7	X CU 68 0-0 2-H / 1B				2 1 0 0 0 0	0 0 0 0 0 0	0 1 0 0 0 0	0 1 0 0 0 0	0 0 0 0 0 0	1 0 0 0 0 0	0 0 0 0 0 0
Inning Stats	R: 0 E: 0 K: 0 S: 6 H: 0 LOB: 0 BB: 0 P: 11	R: 0 E: 0 K: 2 S: 14 H: 0 LOB: 2 BB: 2 P: 26	R: 1 E: 0 K: 1 S: 15 H: 2 LOB: 1 BB: 0 P: 19	R: 0 E: 0 K: 1 S: 10 H: 1 LOB: 1 BB: 0 P: 13	R: 1 E: 0 K: 0 S: 9 H: 3 LOB: 1 BB: 0 P: 11	R: 2 E: 1 K: 3 S: 15 H: 3 LOB: 1 BB: 0 P: 17	R: 0 E: 0 K: 1 S: 9 H: 0 LOB: 0 BB: 0 P: 13	R: 0 E: 0 K: 0 S: 9 H: 1 LOB: 1 BB: 0 P: 13		1B: 8 2B: 2 3B: 0 HR: 0 SF: 0 SAC: 0 DP: 1 HBP: 0				WP: 0 PB: 0 SB: 1 CS: 0 PA: 35		

PITCHER		IP	WLS	BF	H	R	ER	SO	BB	IBB	HBP	BLK	WP	HR	S	P	ERA	WHIP
43 Randy Wolf, L ERA: 3.47	(1, 1)	6.0	L	28	9	4	3	7	2	0	0	0	0	0	69	97	4.50	1.833
56 Hung-Chih Kuo, L ERA: 4.0	(7, 1)	1.0		3	0	0	0	1	0	0	0	0	0	0	9	13	0.00	0.000
59 Guillermo Mota, R ERA: 2.98	(8, 1)	1.0		4	1	0	0	0	0	0	0	0	0	0	9	13	0.00	1.000

PITCHER	IP	WLS	BF	H	R	ER	SO	BB	IBB	HBP	BLK	WP	HR	S	P	ERA	WHIP

BOTTOM

Los Angeles Dodgers @ Atlanta Braves

Turner Field, Atlanta, GA

Sat Aug 01 2009, 4:00 PM EDT
Att. 49,843 - Cloudy - 84 F

livebaseballscorecards.com

AB	33
R	4
H	10
RBI	4
BB	2
SO	8
LOB	13

Los Angeles Dodgers @ Atlanta Braves

Turner Field, Atlanta, GA

Sun Aug 02 2009, 8:00 PM EDT

Att. 37,654 - Partly Cloudy - 77 F

TOP

livebaseballscorecards.com

Batter	1	2	3	4	5	6	7	8	9	AB	R	H	RBI	BB	SO	LOB
15 Rafael Furcal, S (1, 6) OBP: 0.333, SLG: 0.364	C FF 88 X CH 81 0-1 ① B4-3		B CH 82 B SI 92 F CH 82 S FF 92 B CH 83 X CH 83 3-2 ② FC1-6-5 2-3		F FF 90 F FF 91 X FF 92 0-2 ① G4-3	B FF 90 X CH 82 1-0 ① F8		B FF 96 B FF 95 X 2-0 16 1B / 7 G4-3 1B	B SI 95 B FF 93 B FF 92 B SI 95 4-0 14 1B BB	5	1	1	0	1	0	2
38 Ramon Troncoso, R (9, 1)										0	0	0	0	0	0	0
16 Andre Ethier, L (1, 9) OBP: 0.361, SLG: 0.512	C FF 90 F FF 91 B FF 91 B FF 90 B SL 79 X FF 92 3-2 1B		C SI 92 F FF 92 B FF 93 B FF 92 B CH 85 B FF 94 4-2 BB		F SL 81 S CH 83 S CH 82 0-3 ② K	C CU 79 B SI 91 F SI 91 X CU 80 1-2 7 2B 1-2 1B		B SL 78 X FF 95 1-0 7 G4-3 99 S 27 1B 1-3 1B	C SL 82 C SL 81 S SL 81 0-3 ② K	5	1	3	0	1	2	2
99 Manny Ramirez, R (1, 7) OBP: 0.436, SLG: 0.584	C FF 93 B SI 91 B FF 92 B CH 84 X FF 91 3-1 ② P3		B SI 92 C SI 93 S FF 95 C CH 85 1-3 ③ K		X CH 82 0-0 7 1B 27 HR 1B	X CH 81 0-0 ② F7		B FF 95 C CH 84 B FF 95 F FF 95 B FF 95 I IN 75 4-2 7 G4-3 1-2 27 1B IBB	C SL 83 B SI 95 B SL 84 X SL 82 2-1 1-2 2-3 1B	4	2	1	0	1	1	5
7 James Loney, L (1, 3) OBP: 0.358, SLG: 0.405	1 SAFE C FF 91 B FF 92 F FF 92 F CH 83 F CH 83 1 SAFE X FF 92 1-2 ③ F7			C SL 80 S CH 81 X SI 91 0-2 13 BB 27 1B 1B	B FF 90 1 SAFE F FF 89 B FF 92 X CH 83 2-1 1-2 27 HR 1B	B SI 91 X CU 80 1-0 1-3 2-H 2B		S FF 95 F FF 94 B FF 95 X FF 94 1-2 ② G4-3 1-2 2-3 3-H	B FF 95 X CH 86 1-0 ③ F7	6	1	3	2	0	0	6
27 Matt Kemp, R (1, 8) OBP: 0.380, SLG: 0.488		C FF 90 S FF 90 F FF 93 F FF 91 F SL 80 B SL 81 F FF 93 C FF 91 1-3 ① K		B FF 90 B CH 81 1 SAFE F SI 92 X FF 90 2-1 13 BB 1-2 1B	C FF 94 S CH 82 X FF 94 0-2 1-H 2-H HR	F FF 91 C CU 80 S CU 79 0-3 ③ K		C FF 95 B CH 83 B FF 94 B CH 84 C CH 83 X FF 95 3-2 2-H 3-H 1B		5	1	3	5	0	2	2
55 Russell Martin, R (1, 2) OBP: 0.370, SLG: 0.325		F FF 92 B SL 82 X SL 80 1-1 5 L1-3 1B		B FF 94 C FF 91 X CH 84 1-1 ① F7	C FF 91 B CH 82 F SL 81 B SL 78 B CH 82 X CH 81 3-2 5 1B 2B		C CU 78 B FF 90 X FF 90 1-1 ① G3-4-1	B FF 94 B SI 92 X FF 92 2-0 ③ P5		5	1	2	0	0	0	3
5 Mark Loretta, R (1, 5) OBP: 0.329, SLG: 0.280	1 SAFE B SL 81 B SI 90 C SI 90 X CH 83 2-1 ② ③ L1-3 1-1			B SL 84 X FF 90 1-0 ② L4	C SI 92 X CH 82 0-1 2-H 1B	C CH 81 T FF 92 B FF 92 B CU 80 X CH 83 2-2 ② F8			C SI 95 F FF 94 B SI 93 X SL 82 1-2 13 2B 2B	5	1	2	1	0	0	3
13 Orlando Hudson, S (1, 4) OBP: 0.360, SLG: 0.433			X FF 90 0-0 15 FC1-6-5 58 SH1-4 1B	B FF 92 C CH 84 C SI 92 B FF 93 F FF 93 B CH 84 B CH 84 4-2 1-2 2-3 BB	S SL 82 F FF 90 B FF 92 B SL 80 S SL 81 2-3 ③ K	C FF 90 B SI 92 X FF 90 1-1 ③ G6-3			C FF 94 S CH 84 X SI 94 0-2 14 1B 2-H 2B	4	0	2	1	1	1	1
58 Chad Billingsley, R (1, 1) OBP: 0.256, SLG: 0.326 29 Jason Schmidt, R (6, PH) OBP: 0.200, SLG: 0.200 57 Scott Elbert, L (6, 1) OBP: 0.200, SLG: 0.400 59 Guillermo Mota, R (8, 1) 52 George Sherrill, L (8, 1) 9 Juan Pierre, L (8, 7) OBP: 0.369, SLG: 0.394 14 Juan Castro, R (9, PH) OBP: 0.376, SLG: 0.410 (9, 6)			X FF 90 0-0 ① SH1-4 1-2	F CH 82 B CH 83 S SL 82 B FF 95 S FF 94 2-3 ③ K	C SI 90 B FF 90 X SI 91 1-1 16 1B 7 2B 1B		C FF 95 B FF 95 C FF 95 C SL 81 1-3 ① K	C SL 81 F FF 93 B SL 80 F SL 80 F FF 93 X CH 85 1-2 ① L6	1 1 1 0 0 1 1	0 1 0 0 0 0 0	0 1 0 0 0 0 1	0 0 0 0 0 0 0	1 0 1 0 0 1 0	3 0 0 0 0 1 0
Inning Stats	R: 0 E: 0 K: 0 S: 12 H: 1 LOB: 1 BB: 0 P: 19	R: 0 E: 0 K: 1 S: 11 H: 1 LOB: 0 BB: 0 P: 15	R: 0 E: 0 K: 1 S: 10 H: 1 LOB: 2 BB: 1 P: 18	R: 0 E: 0 K: 1 S: 14 H: 2 LOB: 3 BB: 1 P: 24	R: 4 E: 0 K: 2 S: 20 H: 5 LOB: 1 BB: 0 P: 27	R: 1 E: 0 K: 1 S: 11 H: 3 LOB: 2 BB: 0 P: 15	R: 0 E: 0 K: 0 S: 7 H: 0 LOB: 0 BB: 0 P: 11	R: 3 E: 0 K: 1 S: 14 H: 3 LOB: 1 BB: 1 P: 28	R: 1 E: 0 K: 1 S: 17 H: 3 LOB: 3 BB: 1 P: 26	1B: 14 2B: 5 3B: 0 HR: 1 SF: 0 SAC: 1 DP: 1 HBP: 0						

	AB	44
	R	9
	H	19
	RBI	9
	BB	4
	SO	8
	LOB	28

WP: 0 PA: 49
PB: 0
SB: 1
CS: 0

PITCHER		IP	WLS	BF	H	R	ER	SO	BB	IBB	HBP	BLK	WP	HR	S	P	ERA	WHIP
49 Jair Jurrjens, R ERA: 2.85	(1, 1)	5.0	L	26	10	4	4	5	2	0	0	0	0	1	67	103	7.20	2.400
54 Kris Medlen, R ERA: 4.89	(6, 1)	2.0		9	3	1	1	1	0	0	0	0	0	0	18	26	4.50	1.500
36 Boone Logan, L ERA: 4.5	(8, 1)	1.0		7	3	3	3	1	0	1	0	0	0	0	14	28	27.00	3.000
46 Manny Acosta, R ERA: 3.81	(9, 1)	1.0		7	3	1	1	1	1	0	0	0	0	0	17	26	9.00	4.000

PITCHER		IP	WLS	BF	H	R	ER	SO	BB	IBB	HBP	BLK	WP	HR	S	P	ERA	WHIP

BOTTOM

Los Angeles Dodgers @ Atlanta Braves

Turner Field, Atlanta, GA

Sun Aug 02 2009, 8:00 PM EDT
Att. 37,654 - Partly Cloudy - 77 F

livebaseballscorecards.com

Batter	1	2	3	4	5	6	7	8	9	AB	R	H	RBI	BB	SO	LOB
13 Nate McLouth, L (1, 8) OBP: 0.345, SLG: 0.451	C FF 91 X SI 89 0-1 ① G5-3		C FF 92 B FF 92 B SL 80 X FF 90 2-1 2B			B FF 91 X FF 92 1-0 ① F7		F FF 93 X SL 86 0-1 ② P4		4	0	1	0	0	0	2
14 Martín Prado, R (1, 4) OBP: 0.374, SLG: 0.472	X FF 92 0-0 2B		D SL 80 C FC 90 C FF 93 D SL 81 X FF 91 2-2 ③ P4			B FF 93 B FF 93 B FF 92 C FF 93 C FF 92 X FF 93 3-2 ② F7		C SI 94 X SI 93 0-1 1-2 2-H 1B		4	0	2	1	0	0	1
10 Chipper Jones, S (1, 5) OBP: 0.404, SLG: 0.478	S SL 80 B FF 92 F CU 73 S SL 81 1-3 ② K			C FF 88 C FF 91 F FF 92 F SL 78 S CU 68 0-3 ① K		X FF 91 0-0 ③ G4-3		B FF 90 F FF 89 B SL 77 C FF 90 X FF 91 2-2 ③ F8		4	0	0	0	0	2	3
16 Brian McCann, L (1, 2) OBP: 0.370, SLG: 0.515 46 Manny Acosta, R (9, 1) 2 Kelly Johnson, L (9, PH) OBP: 0.295, SLG: 0.387	S SL 80 C FF 93 F SL 81 B FF 92 B FF 92 D FC 90 F CU 72 C SL 81 3-3 ③ K			B SL 79 X FF 92 1-0 ② G4-3			B FF 93 F FF 92 S SL 87 F SL 87 B FF 92 B SL 87 C SL 87 3-3 ① K		B SI 92 B SI 91 F FF 92 X SI 92 2-1 ① G6-3	3 0 1	0 0 0	0 0 0	0 0 0	0 0 0	2 0 0	1 0 0
18 Garret Anderson, L (1, 7) OBP: 0.322, SLG: 0.447		B SL 78 C CU 72 B SI 91 C FF 93 F SL 78 X FF 93 2-2 ① L6		B SL 79 B FF 92 X FF 89 2-0 ③ G1-3			F FF 94 B SL 87 C SL 85 X SL 87 1-2 ② G4-3		X SI 93 0-0 ② G4-3	4	0	0	0	0	0	0
22 Adam LaRoche, L (1, 3) OBP: 0.329, SLG: 0.449		C FF 90 B FC 88 C SL 79 B FF 92 B FF 93 S FC 83 3-3 ② K			B FF 89 B FC 88 B FF 92 C FF 91 C FF 91 S FF 91 3-3 ① K		C FF 92 C FF 94 X FF 94 0-2 ③ F7		C SI 94 X SI 94 0-1 2B	4	0	1	0	0	2	0
23 Matt Diaz, R (1, 9) OBP: 0.353, SLG: 0.424		S FF 92 B FC 89 B FF 91 F FF 90 X FF 92 2-2 ③ L6			B FF 94 C SI 92 F FF 92 B FC 90 S FC 89 2-3 ② K			C CH 88 X SL 85 0-1 8 BB 14 1B 1B	S SI 92 F SI 93 S CU 80 0-3 ③ K	4	1	1	0	0	2	1
27 Diory Hernandez, R (1, 6) OBP: 0.205, SLG: 0.220			C FF 93 B SL 79 B FF 92 F FC 88 C SL 79 2-3 ① K		B FF 91 B FF 91 B FF 90 C FF 92 B FF 91 4-1 20 WP BB			C FF 92 X FF 92 0-1 ① L7		2	0	0	0	1	1	1
49 Jair Jurrjens, R (1, 1) OBP: 0.191, SLG: 0.178 20 Greg Norton, S (5, PH) OBP: 0.292, SLG: 0.185 54 Kris Medlen, S (6, 1) 36 Boone Logan, R (8, 1) 8 David Ross, R (8, PH) OBP: 0.384, SLG: 0.531 (9, 2)			C FF 93 C SL 79 F FF 94 B SL 79 F SL 77 S FF 93 1-3 ② K		C FF 92 B SL 80 S FC 91 B FC 85 S FC 91 2-3 ③ K 1-2			S FF 92 B FF 91 B FF 92 S FF 91 F FF 92 B FF 94 F FF 92 B FF 93 4-2 14 1B 1-2 BB		1 1 0 0 0	0 0 0 0 0	0 0 0 0 0	0 0 0 0 1	1 1 0 0 0	0 1 0 0 0	0 1 0 0 0
Inning Stats	R: 0 E: 0 K: 2 S: 11 H: 1 LOB: 1 BB: 0 P: 15	R: 0 E: 0 K: 1 S: 10 H: 0 LOB: 0 BB: 0 P: 17	R: 0 E: 0 K: 2 S: 13 H: 1 LOB: 1 BB: 1 P: 20	R: 0 E: 0 K: 1 S: 7 H: 0 LOB: 0 BB: 0 P: 10	R: 0 E: 0 K: 3 S: 10 H: 0 LOB: 1 BB: 1 P: 21	R: 0 E: 0 K: 0 S: 5 H: 0 LOB: 0 BB: 0 P: 9	R: 0 E: 0 K: 1 S: 10 H: 0 LOB: 0 BB: 0 P: 14	R: 1 E: 0 K: 0 S: 15 H: 2 LOB: 2 BB: 1 P: 21	R: 0 E: 0 K: 1 S: 8 H: 1 LOB: 1 BB: 0 P: 10	1B: 2 2B: 3 3B: 0 HR: 0 SF: 0 SAC: 0 DP: 0 HBP: 0						WP: 1 PB: 0 SB: 0 CS: 0 PA: 34	

	AB	32
	R	1
	H	5
	RBI	1
	BB	2
	SO	11
	LOB	10

PITCHER		IP	WLS	BF	H	R	ER	SO	BB	IBB	HBP	BLK	WP	HR	S	P	ERA	WHIP
58 Chad Billingsley, R ERA: 3.82	(1, 1)	5.0	W	18	2	0	0	9	1	0	0	0	1	0	51	83	0.00	0.600
57 Scott Elbert, L ERA: 3.86	(6, 1)	2.2		10	1	1	1	1	1	0	0	0	0	0	25	37	3.38	0.750
59 Guillermo Mota, R ERA: 2.98	(8, 1)	0.0		1	1	0	0	0	0	0	0	0	0	0	2	2	∞	∞
52 George Sherrill, L ERA: 2.32	(8, 1)	0.1		1	0	0	0	0	0	0	0	0	0	0	3	5	0.00	0.000
38 Ramon Troncoso, R ERA: 1.99	(9, 1)	1.0		4	1	0	0	1	0	0	0	0	0	0	8	10	0.00	1.000

PITCHER	IP	WLS	BF	H	R	ER	SO	BB	IBB	HBP	BLK	WP	HR	S	P	ERA	WHIP

Atlanta Braves @ San Diego Padres

PETCO Park, San Diego, CA

Mon Aug 03 2009, 10:05 PM EDT

Att. 20,423 - Partly Cloudy - 74 F

livebaseballscorecards.com

Batter	1	2	3	4	5	6	7	8	9	AB	R	H	RBI	BB	SO	LOB
13 Nate McLouth, L (1, 8) OBP: 0.344, SLG: 0.447	C FF 94 C FF 95 F FF 96 B FF 94 F FF 96 B SL 83 B SL 81 B FF 95 4-2 10 1B 14 1B 16 SF8 BB		C SI 91 B SL 81 X CH 82 1-1 ① F8		C FF 93 B CH 83 B CH 83 B FF 94 F FF 94 F FF 95 C SL 81 3-3 ③ K			C FF 93 F SL 90 C FF 94 0-3 ① K		3	1	0	0	1	2	1
14 Martín Prado, R (1, 4) OBP: 0.372, SLG: 0.469	C FF 95 1 SAFE F FF 95 F FF 93 X FF 94 0-2 16 SF8 10 1B 18 P4-2 1-2 1B		C SL 81 B SL 83 F FF 94 X FF 93 1-2 ② F9			C FF 92 B CH 84 F CH 80 X SL 81 1-2 ① G6-3		C SL 88 S SL 90 T FF 93 0-2 ② K		4	0	1	0	0	1	0
10 Chipper Jones, S (1, 5) OBP: 0.402, SLG: 0.475	C SL 82 X FF 94 0-1 1-2 2-3 1B		S FF 94 B FF 94 F CH 83 S FF 95 1-3 ③ K			X SL 81 0-0 ② F7		B SL 90 C SL 88 S CH 85 X FF 94 1-2 ③ P5		4	0	1	0	0	1	0
16 Brian McCann, L (1, 2) OBP: 0.365, SLG: 0.510	C FF 95 B CH 83 F CH 82 X FF 96 1-2 ① SF8 2-3 3-H			C SL 80 B SI 90 S CH 83 X FF 94 1-2 ① F7		B SI 94 S CH 82 S CH 82 X FF 94 1-2 ③ G3-4-1			B CU 80 C FF 94 B CH 85 F CU 81 F FF 94 S FF 94 2-3 ① K	3	0	0	1	0	1	0
18 Garret Anderson, L (1, 7) OBP: 0.318, SLG: 0.441	S SL 83 F SL 81 X FF 93 0-2 ②③ P4-2 3-Hf			C CH 82 F FF 94 S CH 84 0-3 ② K			B SL 80 S SL 81 X FF 93 1-1 ① G6-3		B FF 93 F FF 93 C CU 82 F SI 95 B CH 85 S CU 83 2-3 ② K	4	0	0	0	0	2	2
19 Yunel Escobar, R (1, 6) OBP: 0.368, SLG: 0.469		B FF 94 B FF 94 C CH 82 X CH 84 2-1 ① F8		F FF 93 F CH 82 F FF 95 X FF 95 0-2 ③ G3-1			X FF 93 0-0 23 FC6 22 BB 1B		B CU 80 X CU 81 1-0 ③ G5-3	4	0	1	0	0	0	0
22 Adam LaRoche, L (1, 3) OBP: 0.332, SLG: 0.457		B SL 83 B FF 93 C FF 94 S FF 93 X FF 96 2-2 HR			X CH 82 0-0 ① F9		B CH 84 B CH 82 B FF 94 B FF 91 4-0 23 FC6 1-2 BB			2	1	1	1	1	0	0
23 Matt Diaz, R (1, 9) OBP: 0.353, SLG: 0.423		F FF 95 B SL 83 X CH 82 1-1 11 CS 1B			C FF 95 S CH 82 X FF 96 0-2 ② L9		C SL 80 X CH 84 0-1 ② FC6 1-2f 2-3			3	0	1	0	0	0	2
11 Kenshin Kawakami, R (1, 1) OBP: 0.212, SLG: 0.133 20 Greg Norton, S (7, PH) OBP: 0.288, SLG: 0.182 34 Eric O'Flaherty, L (7, 1) 58 Peter Moylan, R (7, 1)		B FF 93 B FF 93 S FF 91 X FF 92 2-1 ②③ L7 1-2			C FF 95 B SL 82 X FF 94 1-1 1B		F CH 84 X CH 84 0-1 ③ L9			2 1 0 0	0 0 0 0	1 0 0 0	0 0 0 0	0 0 0 0	0 0 0 0	1 2 0 0

Inning Stats																																			
	R: 1	E: 0	K: 0	S: 16	H: 2	LOB: 1	BB: 1	P: 21	R: 1	E: 0	K: 0	S: 9	H: 2	LOB: 0	BB: 0	P: 16	R: 0	E: 0	K: 1	S: 8	H: 0	LOB: 0	BB: 0	P: 11	R: 0	E: 0	K: 1	S: 10	H: 0	LOB: 0	BB: 0	P: 11	R: 0	E: 0	K: 1	S: 10	H: 1	LOB: 1	BB: 0	P: 14	R: 0	E: 0	K: 0	S: 7	H: 0	LOB: 0	BB: 0	P: 9	R: 0	E: 0	K: 0	S: 7	H: 1	LOB: 2	BB: 1	P: 12	R: 0	E: 0	K: 2	S: 9	H: 0	LOB: 0	BB: 0	P: 10	R: 0	E: 0	K: 2	S: 9	H: 0	LOB: 0	BB: 0	P: 14	1B: 5	2B: 1	3B: 0	HR: 1	SF: 1	SAC: 0	DP: 1	HBP: 0	WP: 0	PB: 0	SB: 0	CS: 1	PA: 33
---	---	---	---	---	---	---	---	---	---	---	---	---	---	---	---	---	---	---

Atlanta Braves @ San Diego Padres

PETCO Park, San Diego, CA

Mon Aug 03 2009, 10:05 PM EDT

Att. 20,423 - Partly Cloudy - 74 F

livebaseballscorecards.com

BOTTOM

Batter	1	2	3	4	5	6	7	8	9	AB	R	H	RBI	BB	SO	LOB
18 Tony Gwynn Jr., L (1, 8) OBP: 0.359, SLG: 0.378	C FF 91 C FF 91 S CU 70 0-3 K2-3 ①	C FO 85 B FF 91 B FO 87 X CU 71 2-1 G4-3 ③			B FF 90 C FF 90 X FO 83 1-1 G4-3 ①		B SI 90 B FF 88 B FF 88 C FF 91 C FF 90 F FF 90 F FF 91 F SL 85 X FF 91 3-2 FC3-6 ① 25 FC1-6 22 S 1-2f			4	0	0	0	0	1	2
22 David Eckstein, R (1, 4) OBP: 0.329, SLG: 0.351	C FF 92 F FO 84 X FF 92 0-2 G4-3 ②		C FF 91 B FO 84 F FO 84 X FF 92 1-2 25 1B 3B		C SI 90 F FF 91 F CU 69 F FF 92 B CU 68 S CU 68 1-3 K ②		B CH 84 B SL 86 I IN 65 I IN 69 4-0 25 FC1-6 1-2 IBB			3	1	1	0	1	1	0
25 Will Venable, L (1, 9) OBP: 0.315, SLG: 0.412	B CU 70 X SI 92 1-0 5 2B 1B		B CU 72 F FO 86 X CU 70 1-1 5 FC4-6 1B 3-H		B SI 91 X FO 84 1-0 1B		B SL 85 B FF 90 X FF 90 2-0 FC1-6 ② 1-2f 2-3			4	1	3	1	0	0	2
5 Kevin Kouzmanoff, R (1, 5) OBP: 0.284, SLG: 0.420	F FF 92 X FF 92 0-1 1-H 2B		1 SAFE C FO 86 X FO 85 0-1 FC4-6 ① 1-2f		F FF 90 B CU 66 X FO 84 1-1 G5-3 ③		C SI 89 S SL 78 B SL 80 B SI 91 X SL 82 2-2 P4 ③			4	0	1	1	0	0	4
7 Chase Headley, S (1, 7) OBP: 0.319, SLG: 0.378	B FF 92 F FO 86 S FO 86 D FO 87 X CU 70 2-2 G3-1 ③		B FO 86 B SI 91 F FO 86 B CU 71 S FO 86 C FF 90 3-3 K ②			B SI 90 C FO 83 B FO 83 C FF 90 X CU 69 2-2 8 G5-4-3 1B		B SI 89 B SI 90 F SI 89 C SI 91 B SI 91 X SI 91 3-2 G3-1 ①		4	0	1	0	0	1	2
8 Kyle Blanks, R (1, 3) OBP: 0.348, SLG: 0.468 21 Heath Bell, R (9, 1)		X SI 92 0-0 HR	B FO 86 C CU 71 X FO 86 1-1 G6-3 ③			C CU 68 B FF 90 1 SAFE X SI 91 1-1 G5-4-3 ①② 1-2f		B SL 78 X SI 91 1-0 G4-3 ②		4 0	1 0	1 0	1 0	0 0	0 0	2 0
30 Eliezer Alfonzo, R (1, 2) OBP: 0.217, SLG: 0.282		X FF 92 0-0 1 G3 1B	B FO 85 F CU 69 X FF 91 1-1 F8 ①			F FO 84 F FO 83 F FF 90 X FO 83 0-2 G5-3 ③		S SL 79 F SL 82 F SL 75 S SL 81 0-3 K ③		4	0	1	0	0	1	0
1 Everth Cabrera, S (1, 6) OBP: 0.346, SLG: 0.400		C SI 91 F FO 84 X FO 85 0-2 G3 ① 1-2	B FF 90 B FF 90 B FF 91 C FF 90 X FF 90 3-1 G3 ②				B SI 90 B SI 90 C SI 89 F SI 91 F FF 90 B CH 84 F FF 92 X FF 92 3-2 14 S 14 1B 1B			3	1	1	0	0	0	1
38 Mat Latos, R (1, 1) 14 Oscar Salazar, R (7, PH) OBP: 0.396, SLG: 0.565 37 Mike Adams, R (8, 1) 23 Adrián González, L (9, 3) OBP: 0.391, SLG: 0.530		C CU 72 S CU 71 X CU 70 0-2 P3 ②	B FF 91 F FF 91 F FF 92 B CU 69 C FF 92 2-3 K ③				1 SAFE D CH 84 C CH 83 B FF 91 C CH 80 X FF 91 2-2 18 FC3-6 1B 1-H			2 1 0 0	0 0 0 0	0 1 0 0	0 1 0 0	1 0 0 0	1 0 0 0	1 0 0 0

Inning Stats	1	2	3	4	5	6	7	8	9
	R: 1 E: 0 K: 1 S: 12 H: 2 LOB: 1 BB: 0 P: 15	R: 1 E: 0 K: 0 S: 10 H: 2 LOB: 1 BB: 0 P: 12	R: 1 E: 1 K: 1 S: 12 H: 2 LOB: 1 BB: 0 P: 18	R: 0 E: 0 K: 1 S: 7 H: 0 LOB: 0 BB: 0 P: 13	R: 0 E: 0 K: 1 S: 10 H: 1 LOB: 1 BB: 0 P: 14	R: 0 E: 0 K: 0 S: 9 H: 1 LOB: 0 BB: 0 P: 12	R: 1 E: 0 K: 0 S: 18 H: 2 LOB: 2 BB: 1 P: 34	R: 0 E: 0 K: 1 S: 8 H: 0 LOB: 0 BB: 0 P: 12	

	AB	33
	R	4
	H	10
	RBI	4
	BB	1
	SO	5
	LOB	14

	1B: 7	SF: 0	WP: 0	PA: 34
	2B: 1	SAC: 0	PB: 0	
	3B: 1	DP: 1	SB: 3	
	HR: 1	HBP: 0	CS: 0	

PITCHER		IP	WLS	BF	H	R	ER	SO	BB	IBB	HBP	BLK	WP	HR	S	P	ERA	WHIP
11 Kenshin Kawakami, R ERA: 4.38	(1, 1)	6.0	L	25	8	3	3	4	0	0	0	0	0	1	60	84	4.50	1.333
34 Eric O'Flaherty, L ERA: 3.72	(7, 1)	0.2		5	2	1	1	0	0	1	0	0	0	0	15	29	13.50	3.000
58 Peter Moylan, R ERA: 3.66	(7, 1)	1.1		4	0	0	0	1	0	0	0	0	0	0	11	17	0.00	0.000

PITCHER		IP	WLS	BF	H	R	ER	SO	BB	IBB	HBP	BLK	WP	HR	S	P	ERA	WHIP

Atlanta Braves @ San Diego Padres

PETCO Park, San Diego, CA

Tue Aug 04 2009, 10:05 PM EDT

Att. 17,916 - Partly Cloudy - 76 F

livebaseballscorecards.com

TOP

Batter	1	2	3	4	5	6	7	8	9	AB	R	H	RBI	BB	SO	LOB
13 Nate McLouth, L (1, 8) OBP: 0.343, SLG: 0.447	F FF 88 X SL 86 0-1 G4-3	C SL 85 B FF 90 X SI 89 1-1 F8			C CU 74 X SL 84 0-1 F9	B FS 85 B FS 87 X FF 92 2-0 14 1B 1-3 2B		B SL 83 X SI 91 1-0 F8		5	1	1	0	0	0	3
14 Martín Prado, R (1, 4) (8, 5) OBP: 0.376, SLG: 0.483	C FF 90 X CU 77 0-1 G6-3		B CU 74 X FF 89 1-0 F9		C SL 84 X CU 76 0-1 HR	B SL 83 F FF 93 X FS 86 2-H 3-H 1-1 1B		B SL 84 B SI 93 C FF 92 X SL 86 2-1 16 BB 18 1B 1-2 1B		5	2	3	3	0	0	0
10 Chipper Jones, S (1, 5) OBP: 0.399, SLG: 0.469 51 Michael Gonzalez, R (8, 1) 36 Boone Logan, R (9, 1)	C SI 91 B CH 82 B SL 85 B CH 82 B SL 86 4-1 BB		B SI 88 X SL 85 1-0 G6-3		C SI 89 X SI 90 0-1 G5-3	C FF 89 B X FF 88 1-1 F9		B FF 92 B FF 91 F FF 92 X SL 82 2-1 F7		4 0 0	0 0 0	0 0 0	0 0 0	1 0 0	0 0 0	3 0 0
16 Brian McCann, L (1, 2) OBP: 0.366, SLG: 0.507	B CU 76 C SI 90 X CH 81 1-1 G3		S CU 75 B SI 89 X SL 84 1-1 F8		C CH 80 B SI 88 F CU 78 X FF 90 1-2 1B	B SL 76 B SL 75 C FF 88 S FF 87 F SL 77 B SL 77 X SL 76 3-2 F9		C SL 85 B SI 92 B FF 92 B SL 85 B SI 92 4-1 18 1B 1-2 2-3 BB		4	0	1	0	1	0	2
18 Garret Anderson, L (1, 7) OBP: 0.322, SLG: 0.443		C SI 89 B CH 81 F FF 89 B CU 76 B CU 75 F FF 91 X CH 82 3-2 19 1B 22 1B 1B		C SI 88 B CU 76 X SI 89 1-1 22 1B 19 1B 23 G6-4-3 1B	B SI 86 B SL 84 C SL 84 1 SAFE S SI 88 1 SAFE 1 SAFE S FF 89 2-3 K		C FF 88 B FC 88 S SL 76 X SL 77 1-2 F9	X FF 92 0-0 1-3 2-H 3-H 1B		5	2	3	2	0	1	1
19 Yunel Escobar, R (1, 6) OBP: 0.369, SLG: 0.468		B FF 90 B SI 89 B FF 90 C FF 90 C FF 90 F FF 90 X FF 90 3-2 23 G1-4-6-3 22 1B 1-3 1B		B SL 85 B SI 88 S SL 86 1 SAFE X SI 88 2-1 23 G6-4-3 22 1B 1-2 1B		B FF 90 X FF 91 1-0 L9	C SL 76 C FF 87 F FC 88 B FF 88 X SL 77 1-2 G6-3	S SL 84 F SI 92 S SL 84 0-3 K		5	0	2	0	0	1	2
22 Adam LaRoche, L (1, 3) OBP: 0.340, SLG: 0.463		S SL 86 B SI 89 C SL 86 1 SAFE X CU 76 1-2 23 G1-4-6-3 1-2 3-H 1B		C SI 89 B SI 86 B SL 86 S SL 86 F FF 90 F SI 89 X SL 86 2-2 23 G6-4-3 1-2 2-3 1B		C FS 84 F SI 92 X SI 92 0-2 23 HR 1B	B SL 76 B FF 87 X FC 86 2-0 1B		S CH 84 B CH 85 F SI 92 B SL 84 B FF 91 B FF 90 4-2 23 G4-6-3 BB	4	1	4	1	1	0	0
23 Matt Diaz, R (1, 9) OBP: 0.349, SLG: 0.432		C SL 85 F FF 90 B FF 90 F SL 85 F SI 90 X SI 88 1-2 G1-4-6-3 1-2f 2-3		F SL 86 F FF 90 B FF 90 F CU 77 X SI 88 1-2 G6-4-3 1-2f 2-3 3-H		B FF 93 B FF 92 S SL 81 X FF 93 2-1 1-H HR	B FC 86 F SL 75 T FF 87 B FF 88 C FF 87 2-3 K		C SI 91 X SI 92 0-1 G4-6-3 1-2f	5	1	1	2	0	1	6
33 Javier Vazquez, R (1, 1) OBP: 0.196, SLG: 0.209 2 Kelly Johnson, L (8, PH) OBP: 0.296, SLG: 0.388 (8, 4)		C FF 91 B SL 86 B FF 91 B FF 91 B FF 90 4-1 BB		B FF 91 C FF 90 B FF 91 B FF 90 C FF 90 F SI 91 C FF 92 3-3 K		C FF 92 X FF 92 0-1 13 2B 14 1B 1B		C FF 91 B SL 84 B FF 92 S FF 92 B FF 92 F FF 91 F FF 91 F FF 92 X SI 92 3-2 16 BB 18 1B 14 1B 1B	B C FF 91 S CH 84 B CH 85 X FF 92 2-2 F8	2 2	1 1	1 1	0 0	1 0	1 0	1 0
Inning Stats	R: 0 E: 0 K: 0 S: 7 H: 0 LOB: 1 BB: 1 P: 12	R: 1 E: 0 K: 0 S: 19 H: 3 LOB: 2 BB: 1 P: 32	R: 0 E: 0 K: 0 S: 4 H: 0 LOB: 0 BB: 0 P: 7	R: 1 E: 0 K: 1 S: 17 H: 3 LOB: 1 BB: 0 P: 26	R: 1 E: 0 K: 1 S: 12 H: 2 LOB: 1 BB: 0 P: 15	R: 4 E: 0 K: 0 S: 17 H: 5 LOB: 1 BB: 0 P: 27	R: 0 E: 0 K: 1 S: 11 H: 1 LOB: 1 BB: 0 P: 17	R: 2 E: 0 K: 1 S: 16 H: 3 LOB: 2 BB: 1 P: 28	R: 0 E: 0 K: 0 S: 7 H: 0 LOB: 0 BB: 1 P: 13	1B: 14 2B: 1 3B: 0 HR: 2 SF: 0 SAC: 0 DP: 3 HBP: 0	WP: 0 PB: 0 SB: 0 CS: 0 PA: 45					

	AB	41
	R	9
	H	17
	RBI	8
	BB	4
	SO	4
	LOB	18

PITCHER		IP	WLS	BF	H	R	ER	SO	BB	IBB	HBP	BLK	WP	HR	S	P	ERA	WHIP
46 Tim Stauffer, R ERA: 3.12	(1, 1)	5.0	L	23	8	3	3	2	2	0	0	0	0	1	59	92	5.40	2.000
45 Edward Mujica, R ERA: 3.65	(6, 1)	0.1		6	5	4	4	0	0	0	0	0	0	1	11	17	108.00	15.000
54 Joe Thatcher, L ERA: 3.65	(6, 1)	1.2		6	1	0	0	1	0	0	0	0	0	0	17	27	0.00	0.600
56 Mike Ekstrom, R ERA: 6.38	(8, 1)	2.0		10	3	2	2	1	2	0	0	0	0	0	23	41	9.00	2.500

PITCHER	IP	WLS	BF	H	R	ER	SO	BB	IBB	HBP	BLK	WP	HR	S	P	ERA	WHIP

BOTTOM

Atlanta Braves @ San Diego Padres

PETCO Park, San Diego, CA

Tue Aug 04 2009, 10:05 PM EDT

Att. 17,916 - Partly Cloudy - 76 F

livebaseballscorecards.com

Batter	1	2	3	4	5	6	7	8	9	AB	R	H	RBI	BB	SO	LOB
18 Tony Gwynn Jr., L (1, 8) OBP: 0.354, SLG: 0.371	C FF 90 X FF 90 0-1 ① G3-1		B CH 83 C CH 82 F SL 87 F CH 80 B FF 93 X CU 76 2-2 ② F7		X SL 85 0-0 ② P5			B FF 93 B FF 91 C FF 90 X FF 93 2-1 ① G6-3		4	0	0	0	0	0	1
22 David Eckstein, R (1, 4) OBP: 0.326, SLG: 0.346	C FF 89 B FF 90 X SI 91 1-1 ② F7		C SI 90 X SL 87 0-1 ③ G6-3		B CU 76 C SL 85 F CU 74 D CU 70 D CU 75 X SL 86 3-2 ③ G4-3			C FF 92 F SL 81 C FF 94 0-3 ② K		4	0	0	0	0	1	1
25 Will Venable, L (1, 9) OBP: 0.328, SLG: 0.440	X FF 90 0-0 HR			C SL 87 B CH 83 F FF 92 B SL 80 B CH 76 F CU 75 B FF 93 4-2 BB 7 S 7 2B		B FF 91 C SL 81 B SL 81 F SL 82 B FF 93 F FF 93 B SL 84 4-2 BB 7 FC1-6		B FF 94 C SL 79 C FF 94 B FF 94 B SL 84 C SL 82 3-3 ③ K		2	2	1	1	2	1	0
5 Kevin Kouzmanoff, R (1, 5) OBP: 0.281, SLG: 0.416	C SL 82 X SL 86 0-1 ③ F9			F SI 90 X FF 89 0-1 ① P3		X SL 85 0-0 ① F8			X FF 93 0-0 ① G6-3	4	0	0	0	0	0	2
7 Chase Headley, S (1, 7) OBP: 0.321, SLG: 0.386		C SL 83 B FF 91 B CH 81 S SL 84 F FF 93 F SL 85 F FF 93 X CU 68 2-2 2B		C CU 74 F FF 93 B FF 93 B FF 95 X SL 86 2-2 1-H 2B		B SL 84 C SL 83 B FF 90 F SI 92 1 SAFE F FF 94 X CH 81 2-2 ② FC1-6 1-2f			B FF 94 X FF 92 1-0 ② G5-3	4	0	2	1	0	0	1
8 Kyle Blanks, R (1, 3) OBP: 0.345, SLG: 0.454		F SI 90 S FF 93 F FF 92 S CU 73 0-3 ① K		S CU 77 S CU 71 C FF 95 0-3 ② K		C CU 75 B SL 84 B FF 93 S CU 75 B CU 69 S FF 93 3-3 ③ K			S CH 84 B CH 84 S SL 78 F SL 80 B FF 94 B FF 94 B FF 94 4-2 BB	3	0	0	0	1	3	3
28 Henry Blanco, R (1, 2) OBP: 0.278, SLG: 0.326		B SL 85 B SL 84 C SL 86 C CU 76 S CU 70 2-3 ② K		X SI 93 0-0 ③ G1-4-3			X SI 89 0-0 ① P4		C FF 94 F FF 94 X SL 79 0-2 ③ G5-3	4	0	0	0	0	1	3
1 Everth Cabrera, S (1, 6) OBP: 0.346, SLG: 0.411		X SI 92 0-0 ③ G4-3			C SI 89 B CH 82 B CU 74 X FF 91 2-1 3B		C FF 88 X CH 82 0-1 ② F7			3	0	1	0	0	0	1
46 Tim Stauffer, R (1, 1) OBP: 0.300, SLG: 0.222 15 Luis Antonio Rodriguez, S (5, PH) OBP: 0.333, SLG: 0.292 45 Edward Mujica, R (6, 1) OBP: 1.000, SLG: 1.000 54 Joe Thatcher, L (6, 1) 14 Oscar Salazar, R (7, PH) OBP: 0.388, SLG: 0.553 56 Mike Ekstrom, R (8, 1)			B FF 89 F FF 91 F FF 92 S CU 75 1-3 ① K		C CH 83 B SL 83 X CH 80 1-1 ① L1		C FF 90 B CH 83 F FF 92 F SL 86 S CH 77 1-3 ③ K			1 1 0 0 1 0	0 0 0 0 0 0	0 0 0 0 0 0	0 0 0 0 0 0	0 0 0 0 1 0	1 1 0 0 0 0	0 0 0 0 0 0
Inning Stats	R: 1 H: 1 E: 0 LOB: 0 K: 0 BB: 0 S: 7 P: 8	R: 0 H: 1 E: 0 LOB: 1 K: 2 BB: 0 S: 14 P: 18	R: 0 H: 0 E: 0 LOB: 0 K: 1 BB: 0 S: 9 P: 12	R: 1 H: 1 E: 0 LOB: 1 K: 1 BB: 1 S: 12 P: 18	R: 0 H: 1 E: 0 LOB: 1 K: 0 BB: 1 S: 8 P: 14	R: 0 H: 0 E: 0 LOB: 1 K: 1 BB: 1 S: 11 P: 20	R: 0 H: 0 E: 0 LOB: 0 K: 1 BB: 0 S: 7 P: 8	R: 0 H: 0 E: 0 LOB: 0 K: 2 BB: 0 S: 8 P: 13	R: 0 H: 0 E: 0 LOB: 1 K: 0 BB: 1 S: 8 P: 13	1B: 0 2B: 2 3B: 1 HR: 1	SF: 0 SAC: 0 DP: 0 HBP: 0			WP: 0 PB: 0 SB: 1 CS: 0	PA: 34		

PITCHER		IP	WLS	BF	H	R	ER	SO	BB	IBB	HBP	BLK	WP	HR	S	P	ERA	WHIP
33 Javier Vazquez, R ERA: 2.99	(1, 1)	7.0	W	27	4	2	2	6	2	0	0	0	0	1	68	98	2.57	0.857
51 Michael Gonzalez, L ERA: 2.94	(8, 1)	1.0		3	0	0	0	2	0	0	0	0	0	0	8	13	0.00	0.000
36 Boone Logan, L ERA: 4.09	(9, 1)	1.0		4	0	0	0	0	1	0	0	0	0	0	8	13	0.00	1.000

PITCHER	IP	WLS	BF	H	R	ER	SO	BB	IBB	HBP	BLK	WP	HR	S	P	ERA	WHIP

Atlanta Braves @ San Diego Padres

PETCO Park, San Diego, CA

Wed Aug 05 2009, 3:35 PM EDT

Att. 21,816 - Sunny - 78 F

TOP

livebaseballscorecards.com

Batter	1	2	3	4	5	6	7	8	9	AB	R	H	RBI	BB	SO	LOB
13 Nate McLouth, L (1, 8) OBP: 0.346, SLG: 0.449	B FF 89 F FF 89 X CH 86 1-1 14 CS 1B	S SL 79 D SL 77 B FF 89 X SL 79 2-1 10 1B 2-3 3-H 1B		B FF 90 C CH 89 B FF 90 X SL 79 2-1 10 1B 14 1B 16 1B 2-H 1B		B SI 93 B CH 87 B SI 93 C FF 92 X SI 92 3-1 ① G4-3		B SL 84 C SL 84 F CH 85 C SI 92 1-3 ② K		5	1	3	2	0	1	0
14 Martín Prado, R (1, 4) OBP: 0.377, SLG: 0.483	C FF 90 1 SAFE B FF 90 1 SAFE B CH 83 1 SAFE S SL 81 B SL 81 3-3 ①② S SL 81 K 1-2	C FF 90 1 SAFE B SI 89 B CH 86 F SL 80 1 SAFE F FF 90 F FF 92 F SL 79 3-2 ② B SL 80 1 SAFE X SL 79 SF8 3-H		C FF 89 D CH 85 F CH 84 X CH 86 1-2 10 1B 16 1B 1B		B SI 94 C SL 87 C SL 85 F SI 95 B FF 93 F SL 87 F SL 88 X FF 93 2-2 ② G3-1		C SI 92 X SI 92 0-1 1B		4	1	2	1	0	1	1
10 Chipper Jones, S (1, 5) OBP: 0.404, SLG: 0.473	B FF 92 B CH 86 F CH 90 X CH 86 2-1 16 BB 18 E 1B	P PO 83 B SL 79 B FF 90 C FF 89 C SL 77 X SL 78 3-2 1-3 1B		B SI 95 F SI 94 F SL 87 D SL 86 X SI 93 2-2 16 1B 1-2 2-3 1B		B SL 88 B SL 87 F SI 92 C SL 88 B SL 83 B SL 84 4-2 16 BB BB		B SI 90 C SL 82 F SI 90 X SI 91 1-2 ③ F7		4	1	3	0	1	0	1
16 Brian McCann, L (1, 2) OBP: 0.369, SLG: 0.505	C SL 79 B FF 90 F SL 75 B FF 90 B SI 90 B CH 86 4-2 18 E 1-2 BB	B SL 78 F SL 79 S SL 79 F SL 78 S SL 82 1-3 ③ K		X SL 88 0-0 18 L3 1-2 2-H 3-H 1B		B SI 94 B SI 94 B SI 93 B FF 92 4-0 1-2 BB			C FF 87 B FF 87 B SL 75 C FF 87 X SL 77 2-2 ① F7	3	0	1	2	2	1	2
18 Garret Anderson, L (1, 7) OBP: 0.320, SLG: 0.439 Rafael Soriano, R (9, 1)	C SL 79 F FF 90 X FF 92 0-2 E2 1-3 2-H 1B	C FF 88 X SL 78 0-1 ① F7	C SI 95 C SL 87 S SL 87 F FC 88 X SL 89 1-2 ②③ L3 1-1		C SI 87 D SI 88 X FF 88 1-1 ③ G3			C SL 75 C SL 76 B FF 86 B SL 77 S SL 76 2-3 ② K	5 0	0 0	1 0	1 0	0 0	1 0	4 0
19 Yunel Escobar, R (1, 6) OBP: 0.366, SLG: 0.464	X FF 92 0-0 ③ L4	C SL 81 B FF 89 S CH 84 B FF 90 S SL 80 2-3 ② K			B SI 93 B FF 94 S SI 94 B SI 94 F FF 95 X SL 87 3-2 ① G5-3		X SI 92 0-0 ① G3-1		B FF 86 C FF 88 B CH 78 X SL 76 2-1 1B	5	0	1	0	0	1	2
22 Adam LaRoche, L (1, 3) OBP: 0.338, SLG: 0.460		C FF 87 B CH 83 X CH 85 1-1 48 SH5-4 25 BB 13 1B 1B	B FF 90 B SL 81 S CH 88 S SL 81 X FF 90 2-2 ③ F8		B CH 87 B SI 96 C SI 93 S SI 88 C FC 89 2-3 ② K		X SI 92 0-0 ② F8		B FF 87 B FF 85 C FC 87 S SL 77 S SL 77 2-3 ③ K	5	1	1	0	0	2	1
25 Ryan Church, L (1, 9) OBP: 0.344, SLG: 0.369		B FF 90 B CH 86 C FF 88 F SL 78 F FF 91 D SL 79 1 SAFE B SL 79 4-2 13 1B 48 SH5-4 14 SF8 1-2 BB	B FF 87 B SL 77 B SL 79 C CH 85 X SL 80 3-1 48 SH2-4 13 1B 1B	B SI 96 C CH 87 S SL 87 F SL 84 B SI 94 F SL 86 F SI 94 X SL 86 2-2 48 FC6-4 1B		C SI 92 B CH 87 X CH 85 1-1 ③ G4-3			3	2	2	0	1	0	0
48 Tommy Hanson, R (1, 1) OBP: 0.095, SLG: 0.095 58 Peter Moylan, R (7, 1) 20 Greg Norton, S (8, PH) OBP: 0.284, SLG: 0.179 51 Michael Gonzalez, R (8, 1) 23 Matt Diaz, R (9, 7) OBP: 0.349, SLG: 0.432		B FF 89 X FF 90 1-0 ① SH5-4 1-2 2-3		X SL 80 0-0 ① SH2-4 1-2	B SI 93 F SI 93 B SI 93 X FF 94 2-1 ③ FC6-4 1-2f			F CH 84 S SL 84 B CH 85 X CH 86 1-2 ① G3		1 0 1 0 0	0 0 0 0 0	0 0 0 0 0	0 0 0 0 0	0 0 0 0 0	0 0 0 0 0	1 0 0 0 0
Inning Stats	R: 1 E: 1 K: 1 S: 13 H: 3 LOB: 2 BB: 1 P: 23	R: 2 E: 0 K: 1 S: 22 H: 3 LOB: 2 BB: 1 P: 36	R: 0 E: 0 K: 1 S: 8 H: 0 LOB: 0 BB: 0 P: 12	R: 3 E: 0 K: 0 S: 16 H: 5 LOB: 1 BB: 0 P: 25	R: 0 E: 0 K: 1 S: 14 H: 1 LOB: 1 BB: 0 P: 23	R: 0 E: 0 K: 0 S: 12 H: 0 LOB: 2 BB: 2 P: 26	R: 0 E: 0 K: 0 S: 4 H: 0 LOB: 0 BB: 0 P: 5	R: 0 E: 0 K: 1 S: 11 H: 1 LOB: 1 BB: 0 P: 14	R: 0 E: 0 K: 2 S: 11 H: 1 LOB: 1 BB: 0 P: 19	1B: 14 2B: 1 3B: 0 HR: 0 SF: 1 SAC: 2 DP: 1 HBP: 0						

	AB	36
	R	6
	H	14
	RBI	6
	BB	4
	SO	7
	LOB	12

WP: 0 PB: 0 SB: 0 CS: 1 PA: 43

PITCHER		IP	WLS	BF	H	R	ER	SO	BB	IBB	HBP	BLK	WP	HR	S	P	ERA	WHIP
49 Chad Gaudin, R ERA: 5.13	(1, 1)	3.1	L	20	9	6	6	3	2	0	0	0	0	0	51	85	16.20	3.300
59 Luis Perdomo, R ERA: 3.89	(4, 1)	2.2		12	3	0	0	1	2	0	0	0	0	0	34	60	0.00	1.875
40 Greg Burke, R ERA: 3.9	(7, 1)	2.0		7	1	0	0	1	0	0	0	0	0	0	15	19	0.00	0.500
54 Joe Thatcher, L ERA: 3.51	(9, 1)	1.0		4	1	0	0	2	0	0	0	0	0	0	11	19	0.00	1.000

PITCHER	IP	WLS	BF	H	R	ER	SO	BB	IBB	HBP	BLK	WP	HR	S	P	ERA	WHIP

Batter	1	2	3	4	5	6	7	8	9	AB	R	H	RBI	BB	SO	LOB
1 Everth Cabrera, S (1, 6) OBP: 0.349, SLG: 0.415	B FF 89 B FF 91 B FF 91 B FF 91 4-0 25 CS BB		C FF 92 B FF 92 B FF 93 B FF 92 C FF 92 X FF 94 3-2 ③ G4-3			B FF 91 X FF 91 1-0 25 HR 2B		C FF 89 C SL 78 1 SAFE F FF 92 S SL 82 0-3 ① K		3	1	1	0	1	1	1
25 Will Venable, L (1, 8) (7, 9) OBP: 0.333, SLG: 0.467	B FF 91 X FF 92 1-0 ① 23 BB 1-2 1B			C FF 91 C FF 91 B FF 92 S CU 76 1-3 ① K		B CU 74 X FF 91 1-0 2-H HR		C FF 92 B SL 80 S SL 83 B FF 93 F SL 83 B SL 84 S FF 93 3-3 ② K 1-2		4	1	2	2	0	2	1
23 Adrián González, L (1, 3) OBP: 0.394, SLG: 0.530	1 SAFE B FF 92 1 SAFE B CU 75 B FF 93 B FF 93 4-0 5 G6-4-3 1-2 BB			B FF 93 B FF 92 F FF 92 F FF 93 B SL 83 B FF 94 4-2 5 G5-4-3 BB		C FF 92 X SL 84 0-1 5 G5-4-3 1B		C SL 83 F SL 82 C FF 94 0-3 ③ K		2	0	1	0	2	1	1
5 Kevin Kouzmanoff, R (1, 5) OBP: 0.279, SLG: 0.413 40 Greg Burke, R (7, 1) 54 Joe Thatcher, L (9, 1) 14 Oscar Salazar, R (9, PH) OBP: 0.380, SLG: 0.542	S SL 82 S SL 80 D SL 79 X FF 94 1-2 ②③ G6-4-3 1-2f			C SL 82 B FF 93 D SL 81 B FF 92 S SL 80 X FF 94 3-2 ②③ G5-4-3 1-2f		B SL 81 X SL 80 1-0 ②③ G5-4-3 1-2f			F FF 92 X FC 90 0-1 ① P6	3 0 0 1	0 0 0 0	0 0 0 0	0 0 0 0	0 0 0 0	0 0 0 0	4 0 0 0
7 Chase Headley, S (1, 7) (7, 5) OBP: 0.323, SLG: 0.391		B FF 92 C FF 93 F FF 93 X CU 77 1-2 ① G4-3			X FF 91 0-0 8 F9-2 3B		B SI 90 C SI 90 F SI 91 B SI 90 F SI 91 C SL 79 2-3 ① K		C SI 94 B FF 93 S FF 94 B SL 86 F FF 95 B SI 95 B FF 95 4-2 15 DI BB	3	0	1	0	1	1	0
8 Kyle Blanks, R (1, 9) (7, 7) OBP: 0.342, SLG: 0.446		B FF 95 S SL 80 S SL 80 B SL 79 C FF 94 2-3 ② K			X SL 79 0-0 ①② F9-2 3-H		X SI 91 0-0 15 G3 1B		B SL 85 C FF 94 B SL 83 C SL 82 S FF 95 2-3 ② K	4	0	1	0	0	2	2
15 Luis Antonio Rodriguez, S (3, 4) OBP: 0.327, SLG: 0.285		F FF 93 F FF 94 B SL 78 B FF 94 S SL 80 2-3 ③ K			B FF 90 X CH 81 1-0 E1		X SI 89 0-0 ② G3 1-2		C SI 96 X FF 96 0-1 ③ G1-3 1-2	4	0	0	0	0	1	2
30 Eliezer Alfonzo, R (1, 2) OBP: 0.211, SLG: 0.274			F FF 91 C FF 92 T SL 82 0-2 ① K		X FF 90 0-0 ③ P4		B SL 80 S SL 80 F SL 80 B SL 82 F SI 92 S SL 81 2-3 ③ K			3	0	0	0	0	2	2
49 Chad Gaudin, R (1, 1) OBP: 0.069, SLG: 0.036 59 Luis Perdomo, R (4, 1) 18 Tony Gwynn Jr., L (6, PH) OBP: 0.355, SLG: 0.372 (7, 8)			S FF 92 C FF 92 S SL 81 0-3 ② K			B FF 90 C FF 90 X FF 91 1-1 ① F8		C FF 88 X FF 92 0-1 25 S 1B		1 0 2	0 0 0	0 0 1	0 0 0	0 0 0	1 0 0	0 0 0
Inning Stats	R: 0 E: 0 K: 0 S: 4 H: 1 LOB: 1 BB: 2 P: 14	R: 0 E: 0 K: 2 S: 9 H: 0 LOB: 0 BB: 0 P: 14	R: 0 E: 0 K: 2 S: 9 H: 0 LOB: 0 BB: 0 P: 12	R: 0 E: 0 K: 1 S: 8 H: 0 LOB: 0 BB: 1 P: 16	R: 0 E: 1 K: 0 S: 4 H: 1 LOB: 1 BB: 0 P: 5	R: 2 E: 0 K: 0 S: 7 H: 3 LOB: 0 BB: 0 P: 11	R: 0 E: 0 K: 2 S: 10 H: 1 LOB: 1 BB: 0 P: 14	R: 0 E: 0 K: 3 S: 13 H: 1 LOB: 1 BB: 0 P: 16	R: 0 E: 0 K: 1 S: 10 H: 0 LOB: 1 BB: 1 P: 16	1B: 4 2B: 2 3B: 1 HR: 1	SF: 0 SAC: 0 DP: 4 HBP: 0		WP: 0 PB: 0 SB: 1 CS: 1	PA: 34			

PITCHER		IP	WLS	BF	H	R	ER	SO	BB	IBB	HBP	BLK	WP	HR	S	P	ERA	WHIP
48 Tommy Hanson, R ERA: 3.22	(1, 1)	6.0	W	22	5	2	2	5	3	0	0	0	0	1	41	72	3.00	1.333
58 Peter Moylan, R ERA: 3.59	(7, 1)	1.0		4	1	0	0	2	0	0	0	0	0	0	10	14	0.00	1.000
51 Michael Gonzalez, L ERA: 2.88	(8, 1)	1.0		4	1	0	0	3	0	0	0	0	0	0	13	16	0.00	1.000
Rafael Soriano, R ERA: 1.8	(9, 1)	1.0		4	0	0	0	1	1	0	0	0	0	0	10	16	0.00	1.000

PITCHER	IP	WLS	BF	H	R	ER	SO	BB	IBB	HBP	BLK	WP	HR	S	P	ERA	WHIP

BOTTOM

Atlanta Braves @ San Diego Padres

PETCO Park, San Diego, CA

Wed Aug 05 2009, 3:35 PM EDT

Att. 21,816 - Sunny - 78 F

livebaseballscorecards.com

AB	30
R	2
H	7
RBI	2
BB	4
SO	11
LOB	13

Atlanta Braves @ Los Angeles Dodgers

Dodger Stadium, Los Angeles, CA

Thu Aug 06 2009, 7:10 PM PDT

Att. 46,399 - Clear - 76 F

livebaseballscorecards.com

TOP

Batter	1	2	3	4	5	6	7	8	9	AB	R	H	RBI	BB	SO	LOB
13 Nate McLouth, L (1, 8) OBP: 0.344, SLG: 0.444	B FF 90 F FF 89 X CU 70 1-1 ① G3		C CH 80 X SL 81 0-1 ① G4-3	B FF 92 C FF 92 C FF 93 B FF 93 F SL 83 D CU 73 B SL 82 4-2 14 FC4 1-2 2-3 3-H BB		S CU 69 X CU 70 0-1 ③ G3			C SI 94 B SI 95 B SI 94 X CH 85 2-1 ① G1-3	4	0	0	1	1	0	1
14 Martín Prado, R (1, 4) OBP: 0.370, SLG: 0.474	C FF 91 F FF 92 B FF 92 X FF 92 1-2 ② P4		B CH 80 C CH 79 S SL 80 B SL 81 X FF 92 2-2 ② P3	D SL 81 C SI 91 X FF 92 1-1 ③ FC4 1-2f			F FF 88 B SL 83 X FF 89 1-1 ① G4-3		B SI 94 F SI 95 X SI 95 1-1 ② F9	5	0	0	0	0	0	3
10 Chipper Jones, S (1, 5) OBP: 0.409, SLG: 0.488	F FF 92 F CH 82 S SL 82 0-3 ③ K		B CU 70 X CH 80 1-0 2B	B SI 90 S FF 90 B SL 81 X FF 90 2-1 18 L6 16 G5-3 1B			B FF 89 X FF 90 1-0 HR		C SI 95 B SI 95 B SI 95 C SI 95 B SI 95 B CH 84 4-2 16 S BB	4	1	3	1	1	1	0
16 Brian McCann, L (1, 2) OBP: 0.364, SLG: 0.497		C FF 90 S SI 88 B FF 92 B SL 82 F SL 83 X FF 92 2-2 ① G4-3	B SL 83 C SL 81 X SL 84 1-1 ③ F8		B FF 91 F FF 90 X SL 81 1-1 ① G5-3 1-2		B FF 90 B SL 82 C FF 90 C FF 89 F FF 90 F SL 81 F FF 91 X SL 83 2-2 ② G4-3		F FF 93 B FF 94 B FF 93 F FF 91 D SL 89 S SL 88 3-3 ③ K 1-2	5	0	0	0	0	1	3
19 Yunel Escobar, R (1, 6) OBP: 0.368, SLG: 0.466		X FF 92 0-0 23 1B 2B		B CU 68 X FF 89 1-0 ① G6-3	B CU 69 B CU 68 B SL 80 C SI 91 B SI 91 4-1 BB		B CU 66 C CU 67 B FF 88 F SL 78 B SI 89 S FF 90 3-3 ③ K			3	1	1	0	1	1	0
18 Garret Anderson, L (1, 7) OBP: 0.319, SLG: 0.437		S SL 81 C SL 82 B SL 83 S SL 84 1-3 ② K		X FF 90 0-0 22 BB 23 1B 13 BB 1B	B SL 82 C SL 80 D SL 82 X SL 79 2-1 ②③ L6 2-2			C FF 94 X FF 94 0-1 ① P4		4	1	1	0	0	1	3
23 Matt Diaz, R (1, 9) OBP: 0.356, SLG: 0.443 25 Ryan Church, L (8, 9) OBP: 0.344, SLG: 0.369		C CU 69 X FF 91 0-1 22 S 22 1B 2-H 1B		1 SAFE B SL 82 X SL 82 1-0 13 BB 22 BB 1-2 1B		B CU 66 F CU 66 B CU 66 F FF 90 F FF 92 X FF 92 2-2 ① G5-3		B FF 94 F FF 93 B SL 86 B FF 93 X FF 94 3-1 2B		4	1	3	1	0	0	0
										0	0	0	0	0	0	0
22 Adam LaRoche, L (1, 3) OBP: 0.342, SLG: 0.462		C FF 92 B FF 92 B SL 82 C SL 84 X SL 83 2-2 1-H 1B		B CU 70 B SL 82 B FF 91 B FF 92 4-0 13 BB 1-2 2-3 BB		B FF 91 B FF 90 X FF 90 2-0 32 SH1-4 1B		B FF 95 C FF 94 S FF 94 B FF 95 S FF 94 2-3 ② K		3	0	2	1	1	1	1
32 Derek Lowe, R (1, 1) OBP: 0.262, SLG: 0.184 34 Eric O'Flaherty, L (7, 1) 58 Peter Moylan, R (7, 1) Rafael Soriano, R (9, 1)		X SI 90 0-0 ③ F8		B CU 69 F SI 92 F SL 81 C SL 82 1-3 ② K		1 SAFE X FF 88 0-0 ② SH1-4 1-2		B FF 93 F FF 92 B SL 83 C FF 94 S FF 94 2-3 ③ K		2	0	0	0	0	1	4
										0	0	0	0	0	0	0
										1	0	0	0	0	1	1
										0	0	0	0	0	0	0

	AB	35
	R	4
	H	10
	RBI	4
	BB	4
	SO	7
	LOB	16

Inning Stats																				
	R: 0	H: 0	R: 2	H: 3	R: 0	H: 1	R: 1	H: 2	R: 0	H: 1	R: 0	H: 1	R: 1	H: 1	R: 0	H: 1	R: 0	H: 0	1B: 6	SF: 0	WP: 0	PA: 40
	E: 0	LOB: 0	E: 0	LOB: 1	E: 0	LOB: 1	E: 0	LOB: 3	E: 0	LOB: 1	E: 0	LOB: 0	E: 0	LOB: 1	E: 0	LOB: 1	E: 0	LOB: 1	2B: 4	SAC: 1	PB: 0	
	K: 1	BB: 0	K: 1	BB: 0	K: 0	BB: 0	K: 1	BB: 2	K: 0	BB: 1	K: 0	BB: 0	K: 1	BB: 0	K: 2	BB: 0	K: 1	BB: 1	3B: 0	DP: 1	SB: 2	
	S: 8	P: 10	S: 14	P: 19	S: 8	P: 12	S: 11	P: 23	S: 7	P: 16	S: 8	P: 12	S: 12	P: 19	S: 10	P: 17	S: 9	P: 19	HR: 1	HBP: 0	CS: 0	

PITCHER		IP	WLS	BF	H	R	ER	SO	BB	IBB	HBP	BLK	WP	HR	S	P	ERA	WHIP
43 Randy Wolf, L ERA: 3.55	(1, 1)	7.0		32	9	4	4	4	3	0	0	0	0	1	68	111	5.14	1.714
56 Hung-Chih Kuo, L ERA: 3.27	(8, 1)	1.0		4	1	0	0	2	0	0	0	0	0	0	10	17	0.00	1.000
59 Guillermo Mota, R ERA: 3.02	(9, 1)	0.2		3	0	0	0	0	1	0	0	0	0	0	6	13	0.00	1.500
57 Scott Elbert, L ERA: 3.77	(9, 1)	0.1	W	1	0	0	0	1	0	0	0	0	0	0	3	6	0.00	0.000

PITCHER		IP	WLS	BF	H	R	ER	SO	BB	IBB	HBP	BLK	WP	HR	S	P	ERA	WHIP

BOTTOM

Atlanta Braves @ Los Angeles Dodgers

Dodger Stadium, Los Angeles, CA

Thu Aug 06 2009, 7:10 PM PDT

Att. 46,399 - Clear - 76 F

livebaseballscorecards.com

Batter	1	2	3	4	5	6	7	8	9	AB	R	H	RBI	BB	SO	LOB
15 Rafael Furcal, S (1, 6) OBP: 0.334, SLG: 0.371	G4-3		G4-3	G3			1B		16 HR 1B	5	1	2	0	0	0	1
16 Andre Ethier, L (1, 9) OBP: 0.361, SLG: 0.516	G4-3		99 1B 3B		G6-3		F8		HR	5	2	2	3	0	0	2
99 Manny Ramirez, R (1, 7) OBP: 0.434, SLG: 0.594	23 BB 1B		23 FC5-4 1B		L6		K			4	0	2	1	0	1	2
23 Casey Blake, R (1, 5) OBP: 0.364, SLG: 0.475	7 FC4-6 BB		FC5-4 7 S		G2-3			55 FC3-5 2B		3	0	1	0	1	0	1
7 James Loney, L (1, 3) OBP: 0.358, SLG: 0.401	FC4-6		G3-1			F8		13 G4-3 55 FC3-5 BB		3	0	0	0	1	0	3
55 Russell Martin, R (1, 2) OBP: 0.374, SLG: 0.330		G4-3		K		13 G4-6-3 1B		FC3-5 13 G4-3		4	0	1	0	0	1	2
13 Orlando Hudson, S (1, 4) OBP: 0.361, SLG: 0.430		43 SH1-4 BB	43 1B 9 SF8 1B			G4-6-3		G4-3		3	1	1	0	1	0	3
43 Randy Wolf, L (1, 1) OBP: 0.152, SLG: 0.182										1	0	1	0	0	0	0
5 Mark Loretta, R (7, PH) OBP: 0.333, SLG: 0.287										1	0	1	0	0	0	0
56 Hung-Chih Kuo, L (8, 1)										0	0	0	0	0	0	0
27 Matt Kemp, R (8, PH) OBP: 0.381, SLG: 0.501										1	0	0	0	0	1	2
59 Guillermo Mota, R (9, 1) OBP: 0.500, SLG: 0.500										0	0	0	0	0	0	0
57 Scott Elbert, L (9, 1) OBP: 0.200, SLG: 0.400										0	0	0	0	0	0	0
9 Juan Pierre, L (1, 8) OBP: 0.371, SLG: 0.393		K		SF8			FC6-4 15 1B		15 1B 16 HR 1B	3	1	1	1	0	1	2
Inning Stats	R: 0 E: 0 K: 0 S: 9 H: 1 LOB: 2 BB: 1 P: 17	R: 0 E: 0 K: 1 S: 10 H: 0 LOB: 1 BB: 1 P: 16	R: 1 E: 0 K: 0 S: 11 H: 2 LOB: 1 BB: 0 P: 19	R: 1 E: 0 K: 1 S: 11 H: 2 LOB: 1 BB: 0 P: 17	R: 0 E: 0 K: 0 S: 8 H: 0 LOB: 0 BB: 0 P: 12	R: 0 E: 0 K: 0 S: 7 H: 1 LOB: 0 BB: 0 P: 10	R: 0 E: 0 K: 1 S: 12 H: 2 LOB: 2 BB: 0 P: 20	R: 0 E: 0 K: 1 S: 12 H: 1 LOB: 2 BB: 1 P: 21	R: 3 E: 0 K: 0 S: 9 H: 3 LOB: 0 BB: 0 P: 16	1B: 9 2B: 1 3B: 1 HR: 1	SF: 1 SAC: 1 DP: 1 HBP: 0					

	AB	33
	R	5
	H	12
	RBI	5
	BB	3
	SO	4
	LOB	18

WP: 0 PB: 0 SB: 2 CS: 0 PA: 38

PITCHER		IP	WLS	BF	H	R	ER	SO	BB	IBB	HBP	BLK	WP	HR	S	P	ERA	WHIP
32 Derek Lowe, R ERA: 4.15	(1, 1)	6.1		28	8	2	2	2	2	0	0	0	0	0	62	103	2.84	1.579
34 Eric O'Flaherty, L ERA: 3.68	(7, 1)	0.1	H	1	0	0	0	0	0	0	0	0	0	0	3	3	0.00	0.000
58 Peter Moylan, R ERA: 3.49	(7, 1)	1.1	H	6	1	0	0	2	1	0	0	0	0	0	15	26	0.00	1.500
Rafael Soriano, R ERA: 2.34	(9, 1)	0.0	L	3	3	3	3	0	0	0	0	0	0	1	9	16	∞	∞

PITCHER	IP	WLS	BF	H	R	ER	SO	BB	IBB	HBP	BLK	WP	HR	S	P	ERA	WHIP

Batter	1	2	3	4	5	6	7	8	9	10	11	12	AB	R	H	RBI	BB	SO	LOB
13 Nate McLouth, L (1, 8) OBP: 0.344, SLG: 0.441	X FF 92 0-0 F8 ①		X FF 91 0-0 E3 14 G4-3 1B 1-3		C FF 94 F SL 79 B FF 92 X SL 78 1-2 G6-3 ③		X SL 76 0-0 P4 ②		B FF 98 C FF 98 F FF 98 B FF 99 F SL 91 B FF 99 B FF 99 4-2 14 S 18 1B BB		B SI 94 F CH 78 C CU 77 X CU 79 1-2 G3-1 ③		5	1	1	0	1	0	0
14 Martin Prado, R (1, 5) OBP: 0.370, SLG: 0.471	C FF 92 X FF 92 0-1 G6-3 ②		D SL 79 D SL 81 X FF 94 2-0 G4-3 ① ② 1-2f 3-H			B FF 92 C FF 91 X FF 92 1-1 22 BB 1B	C FF 89 C SL 75 X FF 90 0-2 E7 1B		B FF 97 C FF 99 F FF 99 S SL 92 1-3 K ② 1-2			C SI 91 B CU 77 B SI 92 F SI 92 X SI 92 2-2 F9 ①	6	0	2	0	0	1	2
18 Garret Anderson, L (1, 7) OBP: 0.320, SLG: 0.435	C FF 92 F FF 91 F FF 90 X SL 81 0-2 G3 ③		C SL 81 S SL 80 X SL 79 0-2 G3 ③			B SL 78 B FF 91 X FF 90 2-0 F7 ①	B SL 77 F SL 77 B FF 92 X SL 76 2-1 F9 ③		X 0-0 2-H 1B			C CU 79 B SI 93 X SI 94 1-1 16 1B 19 1B 1B	6	1	2	1	0	0	2
16 Brian McCann, L (1, 2) OBP: 0.361, SLG: 0.491		X FF 90 0-0 G3 ①		B SI 91 C FF 91 B FC 88 F FC 89 X SL 78 2-2 G6-3 ①		B FF 92 D FF 92 C FF 91 C FF 93 F FF 94 F FF 91 S SL 80 2-3 K ②		S SL 76 B SL 76 F FF 90 F FF 88 X SL 78 2-2 G6-3 ①	1 SAFE B SL 89 C FF 98 C FF 98 F SL 90 F FF 98 F FF 98 X CH 92 1-2 G3 ③			B CU 79 1 SAFE F SI 93 1 SAFE X CU 79 1-1 19 1B 25 HR 1B 1-2	6	1	1	0	0	1	2
22 Adam LaRoche, L (1, 3) OBP: 0.340, SLG: 0.455	C B SI 89 F FC 89 B FF 93 C FF 94 2-3 K ②		X FF 91 0-0 G3 ②			B FF 93 B SI 87 D FF 91 C FF 94 F FF 91 B FF 94 4-2 19 FC6-4 BB 1-2		B SL 74 C FF 91 S FC 90 X SL 76 1-2 F8 ②		C CH 76 C CU 76 S CU 78 0-3 K ①		C FF 94 F SL 89 D SL 90 S FF 94 1-3 K ②	5	0	0	0	1	3	2
19 Yunel Escobar, R (1, 6) OBP: 0.372, SLG: 0.467	B FF 93 X SI 90 1-0 25 WP 25 1B 1B		B FF 94 B FF 92 B FF 94 B FF 93 4-0 BB			B FF 90 X FF 93 1-0 FC6-4 ③ 1-2f		C SL 74 X SL 75 0-1 25 2B 1B		C FF 94 B CU 76 B FF 94 X SI 93 2-1 G6-3 ②		B SL 86 B SL 86 C FF 93 B FF 95 X FF 94 3-1 25 HR 1B 1-3 2-H	5	2	3	1	1	0	2
25 Ryan Church, L (1, 9) OBP: 0.351, SLG: 0.388	1 SAFE D CU 72 F FF 92 B SL 81 X FF 92 2-1 1-H 1B		X FF 91 0-0 F7 ③				C FF 92 B FF 92 B SL 82 F FF 93 B FF 94 F FF 92 B FF 93 4-2 2 HR BB	S FC 78 B SL 75 F FF 91 B FC 92 F SL 78 X FF 90 2-2 1-3 2B		C CU 75 F CU 77 S CU 79 0-3 K ③		B FF 94 X FF 94 1-0 1-H 3-H HR	5	2	3	4	1	1	1
2 Kelly Johnson, L (1, 4) OBP: 0.293, SLG: 0.395	C FF 93 B SL 79 1 SAFE F FF 92 1 SAFE C SL 78 1-3 K ③				B FF 90 F FF 89 X FF 90 1-1 F9 ①		F FF 93 X FF 92 0-1 1-H HR	D SL 77 C FC 91 B FF 91 C FF 91 X FC 78 2-2 P4 ③			B FF 93 X CH 77 1-0 F8 ①	B FF 94 X FF 94 1-0 P6 ③	6	1	1	2	0	1	3
49 Jair Jurrjens, R 54 Kris Medlen, S 23 Matt Diaz, R 46 Manny Acosta, R 34 Eric O'Flaherty, L 20 Greg Norton, S 51 Michael Gonzalez, R 27 Diory Hernandez, R 58 Peter Moylan, R Rafael Soriano, R			B FF 88 C FF 92 B FF 93 B FF 91 B FF 91 4-1 13 E 13 1B 14 G4-3 BB		C FF 91 B FF 94 B FF 92 X FF 90 2-1 G1-3 ②		X FF 93 0-0 F8 ①		C FF 99 F FF 99 F FF 99 X FF 101 0-2 P6 ①		B FF 95 F FF 93 C CU 74 F CU 76 B CU 77 F FF 94 C CU 76 2-3 K ②		1 1 0 0 1 0 0 0 0 0 0 0 0 0 1 0 0 0 0 0 0 0 0 0 0 0 0 0 0 0 0 0 0 0 0 1 0 0 0 0 0 0 0 0 0 0 0 0 0 1 0 0 0 0 1 0 0 0 0 0 0 0 0						
Inning Stats	R: 0 H: 0 E: 0 LOB: 0 K: 0 BB: 0 S: 7 P: 7	R: 1 H: 2 E: 0 LOB: 1 K: 2 BB: 0 S: 10 P: 16	R: 1 H: 1 E: 1 LOB: 0 K: 0 BB: 1 S: 6 P: 12	R: 0 H: 0 E: 0 LOB: 1 K: 0 BB: 1 S: 5 P: 11	R: 0 H: 0 E: 0 LOB: 0 K: 0 BB: 0 S: 7 P: 11	R: 0 H: 1 E: 0 LOB: 2 K: 1 BB: 1 S: 11 P: 21	R: 2 H: 2 E: 1 LOB: 1 K: 0 BB: 1 S: 12 P: 18	R: 0 H: 2 E: 0 LOB: 2 K: 0 BB: 0 S: 16 P: 23	R: 1 H: 1 E: 0 LOB: 1 K: 1 BB: 1 S: 17 P: 23	R: 0 H: 0 E: 0 LOB: 0 K: 2 BB: 0 S: 8 P: 10	R: 0 H: 0 E: 0 LOB: 0 K: 1 BB: 0 S: 9 P: 13	R: 4 H: 4 E: 0 LOB: 0 K: 1 BB: 0 S: 14 P: 24	1B: 10 SF: 0 2B: 1 SAC: 0 3B: 0 DP: 1 HR: 2 HBP: 0			WP: 1 PA: 53 PB: 0 SB: 1 CS: 0			

TOP

Atlanta Braves @ Los Angeles Dodgers

Dodger Stadium, Los Angeles, CA

Fri Aug 07 2009, 7:10 PM PDT

Att. 53,184 - Clear - 72 F

livebaseballscorecards.com

AB	48
R	9
H	13
RBI	8
BB	5
SO	8
LOB	14

PITCHER		IP	WLS	BF	H	R	ER	SO	BB	IBB	HBP	BLK	WP	HR	S	P	ERA	WHIP
58 Chad Billingsley, R ERA: 3.73	(1, 1)	6.0		24	4	2	1	3	3	0	0	0	1	0	46	78	1.50	1.167
56 Hung-Chih Kuo, L ERA: 4.76	(7, 1)	0.1	H	3	1	2	2	0	1	0	0	0	0	1	6	10	54.00	6.000
52 George Sherrill, L ERA: 2.18	(7, 1)	1.2	H	8	3	0	0	0	0	0	0	0	0	0	22	31	0.00	1.800
51 Jonathan Broxton, R ERA: 2.9	(9, 1)	1.0	B	5	1	1	1	1	1	0	0	0	0	0	17	23	9.00	2.000
31 James McDonald, R ERA: 4.14	(10, 1)	2.0		6	0	0	0	3	0	0	0	0	0	0	17	23	0.00	0.000

PITCHER		IP	WLS	BF	H	R	ER	SO	BB	IBB	HBP	BLK	WP	HR	S	P	ERA	WHIP
38 Ramon Troncoso, R ERA: 2.22	(12, 1)	0.1	L	3	2	2	2	0	0	0	0	0	0	0	7	11	54.00	6.000
57 Scott Elbert, L ERA: 4.8	(12, 1)	0.2		4	2	2	2	1	0	0	0	0	0	1	7	13	27.00	3.000

Atlanta Braves @ Los Angeles Dodgers

Dodger Stadium, Los Angeles, CA

Fri Aug 07 2009, 7:10 PM PDT

Att. 53,184 - Clear - 72 F

livebaseballscorecards.com

BOTTOM

Batter	1	2	3	4	5	6	7	8	9	10	11	12	AB	R	H	RBI	BB	SO	LOB
15 Rafael Furcal, S (1, 6) OBP: 0.332, SLG: 0.368	B FF 90 F FF 88 F SL 79 F FF 92 B FF 90 X CH 82 2-2 G6-3 ①	C FF 92 C FF 93 B CH 84 F SL 81 2 SAFE X CH 83 1-2 G4-3 ③ 1-2			X SL 79 0-0 16 BB, 23 HR, 1B	B FF 90 C SI 91 X CU 79 1-1 G3 ③			B FF 92 S SL 80 X SL 82 1-1 B1-3 ①		B SI 90 X SI 90 1-0 G3-1 ② 1-2 2-3		6	1	1	0	0	0	4
16 Andre Ethier, L (1, 9) OBP: 0.364, SLG: 0.514	B FF 91 B FF 90 C FF 90 F CH 82 B CH 84 B FF 91 4-2 99 BB, BB		C CH 82 B SL 80 B FF 89 B CH 84 X FF 91 3-1 L9 ①		1 SAFE 1 SAFE 1 SAFE B CH 82 B CH 81 B FF 91 C FF 90 B FF 91 4-1 23 HR, 1-2 BB		F SI 95 F SI 94 X CH 86 0-2 F8 ①		C FF 96 C FF 95 B FF 95 B SL 88 B SL 87 B FF 96 4-2 5 G6-3, BB		I IN 52 I IN 53 I IN 54 I IN 58 4-0 IBB		2	1	0	0	4	0	0
99 Manny Ramirez, R (1, 7) OBP: 0.431, SLG: 0.585 51 Jonathan Broxton, R (9, 1) 5 Mark Loretta, R (9, PH) OBP: 0.331, SLG: 0.289 31 James McDonald, L (10, 1) 21 Tony Abreu, S (11, PH) 38 Ramon Troncoso, R (12, 1) 57 Scott Elbert, L (12, 1) OBP: 0.200, SLG: 0.400	D CH 84 T SL 82 B FF 92 B FF 91 C FF 94 B FF 95 4-2 1-2 BB, BB		C CH 83 S FF 93 B SI 94 B FF 91 X FF 91 2-2 F7 ②		B FF 93 F SI 94 D SL 83 B FF 94 F CH 84 C FF 94 3-3 K ①		B SI 96 C FF 94 B SI 94 B CH 85 C SI 96 S SL 82 3-3 K ②		X FF 92 0-0 G6-3 ②③ 1-2f		B SI 90 X SI 89 1-0 G6-3 ③		3 0 1 0 1 0	0 0 0 0 0 0	0 0 0 0 0 0	0 1 0 0 0 0	1 0 0 0 0 0	2 0 0 0 0 0	2 0 1 0 3 0
23 Casey Blake, R (1, 5) OBP: 0.366, SLG: 0.484	C FF 92 F FF 90 B SL 82 F FF 95 C FF 92 1-3 K ②		X FF 92 0-0 1B		X SI 92 0-0 1-H, 2-H, HR		B SI 96 B FF 95 C SL 81 X SI 96 2-1 7 BB, 1B			C SL 76 S FF 93 B SL 85 X SL 84 1-2 G6-3 ①		C FF 91 B SL 84 S SL 84 S FC 93 1-3 K ①	6	1	3	3	0	2	2
7 James Loney, L (1, 3) OBP: 0.356, SLG: 0.396	C FF 92 C FF 93 F CH B CH 83 T 1-2 K ③		1 SAFE B SL 81 S SL 82 S CH 83 1 SAFE B SL 80 C FF 92 2-3 K ③		S CH 81 B SI 92 C FF 92 F SI 94 S CH 82 1-3 K ②		B SI 96 B CH 87 C CH 87 D SL 83 B SI 95 4-1 1-2 BB			B SL 80 F FF 94 C FF 96 X FF 95 1-2 G6-3 ②		B SI 94 C SL 83 S FF 94 X SL 84 1-2 F7 ②	5	0	0	0	1	3	3
27 Matt Kemp, R (1, 8) OBP: 0.378, SLG: 0.496		C FF 90 B SL 80 X FF 89 1-1 G5-3 ①		S FF 90 B SL 80 B FF 91 X CH 82 2-1 13 E, 55 1B, 13 G6-3, 1B	C FF 93 B FF 92 B CU 80 F FF 92 F FF 93 C FF 94 2-3 K ③		C SL 82 B SI 97 B FF 96 B SI 97 X SL 82 3-1 P6 ③		B SL 81 C SL 82 S SL 88 C SL 87 1-3 K ③		C SL 83 B FC 90 C FF 91 F FF 93 F SL 84 F FF 91 X SL 83 1-2 G1-3 ③		6	1	1	0	0	2	2
55 Russell Martin, R (1, 2) OBP: 0.377, SLG: 0.333		F FF 90 X FF 90 0-1 13 S, 13 1B, 1B		1 SAFE F FF 91 F SI 89 B FF 93 1 SAFE X CH 82 1-2 13 G6-3, 1B	S CH 80 X FF 92 0-1 F8 ①		B SI 95 F FF 96 C SL 82 B SL 83 X FF 94 2-2 P4 ①				B SI 89 T SI 90 B SL 78 X SI 90 2-1 15 G3-1, 13 SH1-3, 1B		5	1	3	0	0	0	0
13 Orlando Hudson, S (1, 4) OBP: 0.360, SLG: 0.428		1 SAFE C FF 90 C FF 90 F SL 80 B CH 84 F CH 82 F FF 93 F SL 79 X FF 94 1-2 15 S, 1B 1-H		B FF 91 B FF 91 1 SAFE S FF 91 F FF 91 X FF 93 2-2 G6-3 ①② 1-2f 2-H		B FF 91 X SI 92 1-0 G4-3 ②		C SL 81 B CH 86 B CH 86 F FF 94 F SL 81 F SL 82 S SL 81 2-3 K ②				X SI 89 0-0 SH1-3 ① 1-2		4	0	1	1	0	1	1
58 Chad Billingsley, R (1, 1) OBP: 0.261, SLG: 0.326 56 Hung-Chih Kuo, L (7, 1) 52 George Sherrill, L (7, 1) 9 Juan Pierre, L (8, PH) OBP: 0.372, SLG: 0.392 (9, 7)	L SL 80 1 SAFE 1 SAFE X FF 92 0-1 B3 ②		C FF 92 B FF 92 F SL 81 S FF 93 1-3 K ③			X CH 82 0-0 1B		C FF 90 F SL 84 B FF 92 X SL 84 1-2 G4-3 ③			B SI 89 B SI 89 B SI 89 B SI 90 4-0 15 G3-1, BB		3 0 0 1	0 0 0 0	1 0 0 0	0 0 0 1	0 0 0 0	1 0 0 0	2 0 0 0

Inning Stats																								
	R: 0	E: 0	K: 2	S: 16	H: 0	LOB: 2	BB: 2	P: 28	R: 1	E: 0	K: 0	S: 17	H: 2	LOB: 1	BB: 0	P: 20	R: 0	E: 0	K: 1	S: 9	H: 1	LOB: 1	BB: 0	P: 16
	R: 1	E: 1	K: 1	S: 11	H: 2	LOB: 1	BB: 0	P: 17	R: 3	E: 0	K: 3	S: 14	H: 2	LOB: 0	BB: 1	P: 24	R: 0	E: 0	K: 0	S: 6	H: 1	LOB: 1	BB: 0	P: 8
	R: 0	E: 0	K: 1	S: 11	H: 1	LOB: 2	BB: 1	P: 23	R: 0	E: 0	K: 1	S: 11	H: 0	LOB: 0	BB: 0	P: 16	R: 0	E: 0	K: 0	S: 5	H: 0	LOB: 0	BB: 1	P: 10
	R: 0	E: 0	K: 1	S: 9	H: 0	LOB: 0	BB: 0	P: 12	R: 0	E: 0	K: 0	S: 5	H: 1	LOB: 3	BB: 2	P: 17	R: 0	E: 0	K: 1	S: 12	H: 0	LOB: 0	BB: 0	P: 15

	AB	R	H	RBI	BB	SO	LOB
	43	5	10	4	7	11	20

1B: 9	2B: 0	3B: 0	HR: 1	SF: 0	SAC: 1	DP: 2	HBP: 0	WP: 0	PB: 0	SB: 2	CS: 0	PA: 51
---	---	---	---	---	---	---	---	---	---	---	---	---

PITCHER		IP	WLS	BF	H	R	ER	SO	BB	IBB	HBP	BLK	WP	HR	S	P	ERA	WHIP
49 Jair Jurrjens, R ERA: 3.01	(1, 1)	4.1		22	7	5	4	5	3	0	0	0	1	0	59	94	8.31	2.308
54 Kris Medlen, R ERA: 4.7	(5, 1)	1.2		6	1	0	0	2	0	0	0	0	0	0	14	19	0.00	0.600
46 Manny Acosta, R ERA: 3.58	(7, 1)	1.2		7	1	0	0	2	1	0	0	0	0	0	19	35	0.00	1.200
34 Eric O'Flaherty, L ERA: 3.65	(8, 1)	0.1		1	0	0	0	0	0	0	0	0	0	0	3	4	0.00	0.000
51 Michael Gonzalez, L ERA: 2.77	(9, 1)	2.0		6	0	0	0	1	1	0	0	0	0	0	14	22	0.00	0.500

PITCHER		IP	WLS	BF	H	R	ER	SO	BB	IBB	HBP	BLK	WP	HR	S	P	ERA	WHIP
58 Peter Moylan, R ERA: 3.42	(11, 1)	1.0	W	6	1	0	0	0	1	1	0	0	0	0	5	17	0.00	2.000
Rafael Soriano, R ERA: 2.29	(12, 1)	1.0		3	0	0	0	1	0	0	0	0	0	0	12	15	0.00	0.000

Atlanta Braves @ Los Angeles Dodgers

Dodger Stadium, Los Angeles, CA

Sat Aug 08 2009, 7:10 PM PDT

Att. 53,338 - Clear - 73 F

livebaseballscorecards.com

TOP

Batter	1	2	3	4	5	6	7	8	9	10	AB	R	H	RBI	BB	SO	LOB
25 Ryan Church, L (1, 8) OBP: 0.348, SLG: 0.388 Rafael Soriano, R (10, 1)	S C FF 95 X FF 95 0-2 2B		C CU 72 S FF 94 S SL 79 0-3 ③ K			L FF 94 F FF 94 F SL 81 F FF 95 X CU 72 0-2 ② G3		B SL 76 C SL 77 X FF 91 1-1 ③ FC6-5 1-2 2-3f		1 SAFE F SI 94 1 SAFE F SI 93 B SI 94 1 SAFE C SI 95 1-3 ③ K	5 0	0 0	1 0	0 0	0 0	2 0	3 0
14 Martín Prado, R (1, 5) OBP: 0.365, SLG: 0.464	D CU 73 C C SL 77 X 1-2 ① P1			B FF 93 C FF 93 B FF 94 B SL 77 T FF 95 X FF 95 3-2 ① P4		B CU 71 C B CH 84 F FF 94 B FF 95 X FF 95 3-2 ③ G5-3			F FF 97 B FF 97 C FF 96 S SL 88 1-3 ① K		4	0	0	0	0	1	1
18 Garret Anderson, L (1, 7) OBP: 0.319, SLG: 0.433	S FF 94 S SL 82 F S SL 79 0-3 ② K			C SL 78 B SL 77 B SL 78 F FF 96 F FF 96 B CU 72 X FF 96 3-2 1B			X FF 92 0-0 ① F9		B CH 91 C CH 90 C SL 87 F SL 88 X FF 97 1-2 ② G4-3		4	0	1	0	0	1	1
19 Yunel Escobar, R (1, 6) OBP: 0.371, SLG: 0.463	C CU 70 S FF 94 B FF 95 S FF 95 1-3 ③ K			F FF 94 D CU 70 D CU 72 F FF 94 B FF 95 1 SAFE X FF 94 3-2 ② F9			B SL 78 B CU 75 B FF 93 B FF 93 4-0 22 PO BB		X SL 88 0-0 ③ G5-3		3	0	0	0	1	1	2
23 Matt Diaz, R (1, 9) OBP: 0.349, SLG: 0.433		B FF 93 C SL 77 X 1-1 ① F9		1 SAFE B SL 76 C FF 95 X SL 77 1-1 ③ F9			C FF 93 X FF 92 0-1 ② F9			X FF 88 0-0 ① F9	4	0	0	0	0	0	2
22 Adam LaRoche, L (1, 3) OBP: 0.339, SLG: 0.452		S FF 94 B SL 82 B FF 94 F FF 95 T FF 96 2-2 ② K			B FF 92 F FF 93 B CU 72 F FF 94 B FF 94 F FF 94 S FF 94 3-3 ① K		1 SAFE 0-0 ③ PO 1-2	C SI 94 X SI 97 0-1 ① G3		F SI 95 F SI 94 B SI 94 F SL 87 B SI 95 F SL 86 F SI 94 F SI 94 B SI 95 4-2 B CH 85 2 HR BB	3	1	0	0	1	2	0
8 David Ross, R (1, 2) OBP: 0.374, SLG: 0.515 16 Brian McCann, L (10, PH) OBP: 0.360, SLG: 0.489 (10, 2)		B CU 73 F FF 95 S FF 95 S FF 95 1-3 ③ K			C SL 77 S FF 92 B FF 94 B SL 77 C FF 94 2-3 ② K			B SI 96 X SI 95 1-0 ② G5-3		B CH 84 F SI 95 C SI 95 S SI 96 1-3 ② K	3 1	0 0	0 0	0 0	0 0	2 1	0 1
27 Diory Hernandez, R (1, 4) OBP: 0.198, SLG: 0.212 2 Kelly Johnson, L (8, PH) OBP: 0.298, SLG: 0.409 (8, 4)			B FF 92 C FF 93 C SL 78 B FF 94 C FF 94 2-3 ① K		C CU 71 S SL 82 B FF 94 F SL 77 S FF 93 1-3 ③ K			B SL 86 C SI 95 S SL 88 B SI 97 F SI 95 B SI 97 B SI 97 4-2 25 FC6-5 20 BB BB		F SI 95 B SI 95 X CH 84 1-1 1-H HR	2 1	0 1	0 1	0 2	0 1	2 0	0 0
11 Kenshin Kawakami, R (1, 1) OBP: 0.200, SLG: 0.125 20 Greg Norton, S (8, PH) OBP: 0.290, SLG: 0.175 54 Kris Medlen, S (8, 1) 13 Nate McLouth, L (10, PH) OBP: 0.345, SLG: 0.441 (10, 8)			C FF 93 S FF 94 F FF 95 B SL 78 X FF 95 1-2 ② L8			C FF 93 S FF 93 B FF 94 F FF 93 F SL 76 S CU 72 1-3 ① K		B FF 89 B FF 88 B FF 90 B FF 88 4-0 25 FC6-5 1-2 BB		B SI 95 C SI 95 B FF 90 F SI 94 B SI 95 B SI 94 4-2 BB	2 0 0 0	0 0 0 0	0 0 0 0	0 0 0 0	1 0 0 1	0 0 0 0	0 0 0 0

	AB	32
	R	2
	H	3
	RBI	2
	BB	5
	SO	13
	LOB	10

Inning Stats	1	2	3	4	5	6	7	8	9	10
	R: 0 E: 0 K: 2 S: 13	H: 1 LOB: 1 BB: 0 P: 15	R: 0 E: 0 K: 2 S: 8	H: 0 LOB: 0 BB: 0 P: 12	R: 0 E: 0 K: 2 S: 10	H: 0 LOB: 0 BB: 0 P: 13	R: 0 E: 0 K: 0 S: 12	H: 1 LOB: 1 BB: 0 P: 22	R: 0 E: 0 K: 3 S: 11	H: 0 LOB: 0 BB: 0 P: 17
	R: 0 E: 0 K: 1 S: 13	H: 0 LOB: 0 BB: 0 P: 17	R: 0 E: 0 K: 0 S: 3	H: 0 LOB: 0 BB: 1 P: 7	R: 0 E: 0 K: 0 S: 8	H: 0 LOB: 2 BB: 2 P: 18	R: 0 E: 0 K: 1 S: 8	H: 0 LOB: 0 BB: 0 P: 10	R: 2 E: 0 K: 2 S: 17	H: 1 LOB: 1 BB: 2 P: 28

1B: 1	SF: 0
2B: 1	SAC: 0
3B: 0	DP: 0
HR: 1	HBP: 0

WP: 0	PA: 38
PB: 0	
SB: 0	
CS: 0	

PITCHER		IP	WLS	BF	H	R	ER	SO	BB	IBB	HBP	BLK	WP	HR	S	P	ERA	WHIP
22 Clayton Kershaw, L ERA: 2.73	(1, 1)	7.0		23	2	0	0	10	1	0	0	0	0	0	70	103	0.00	0.429
54 Ronald Belisario, R ERA: 2.39	(8, 1)	0.2		3	0	0	0	0	1	0	0	0	0	0	6	11	0.00	1.500
52 George Sherrill, L ERA: 2.17	(8, 1)	0.1		2	0	0	0	0	1	0	0	0	0	0	2	7	0.00	3.000
51 Jonathan Broxton, R ERA: 2.84	(9, 1)	1.0		3	0	0	0	1	0	0	0	0	0	0	8	10	0.00	0.000
59 Guillermo Mota, R ERA: 3.29	(10, 1)	1.0	L	6	1	2	2	2	2	0	0	0	0	1	17	28	18.00	3.000

PITCHER		IP	WLS	BF	H	R	ER	SO	BB	IBB	HBP	BLK	WP	HR	S	P	ERA	WHIP

Batter	1	2	3	4	5	6	7	8	9	10	AB	R	H	RBI	BB	SO	LOB
15 Rafael Furcal, S (1, 6) OBP: 0.333, SLG: 0.365	C FF 91 B SI 86 C FF 90 B FO 85 X CU 69 2-2 ① F8			C CU 70 B SI 85 F CU 69 B SI 89 B FC 86 B SI 89 4-2 27 1B BB		C SI 88 B SI 88 F SI 88 B FF 88 B FO 83 F FF 89 F FF 90 F FF 89 X SI 89 3-2 ① G4-3		C FF 92 B SI 91 S SI 90 B SI 90 F CH 83 B SI 92 F FF 90 F CH 82 B FF 92 4-2 BB		B FF 94 C FF 92 B SL 84 C FF 91 S SL 85 2-3 ② K 1-2	3	0	0	0	2	1	1
16 Andre Ethier, L (1, 9) OBP: 0.363, SLG: 0.512	X SI 91 0-0 ② G3			B FF 88 1 SAFE C CU 72 B FO 84 X SI 90 2-1 ① F7		C CU 70 C CU 71 B CU 69 B SI 90 B FO 85 X CU 70 3-2 ② G3		1 SAFE 1 SAFE 1 SAFE C FF 89 1 SAFE S CH 82 1 SAFE 1 SAFE S CH 82 0-3 ① K		C FF 95 F FF 95 B FF 96 X FF 93 1-2 2-H 2B	5	0	1	1	0	1	2
99 Manny Ramirez, R (1, 7) OBP: 0.426, SLG: 0.573	B FF 91 B SI 86 X SI 91 2-0 ③ L4			1 SAFE C FF 87 X FF 87 0-1 ② F8		B FF 88 F FC 85 B CU 68 F CU 68 X CU 67 2-2 ③ P4		1 SAFE C SI 89 1 SAFE C SI 91 B SI 92 1 SAFE F FF 90 B FF 91 S CU 80 2-3 ② K		B FC 92 C FF 92 B FF 92 I IN 71 I IN 72 4-1 IBB	4	0	0	0	1	1	2
27 Matt Kemp, R (1, 8) OBP: 0.379, SLG: 0.495		C SI 92 S FF 88 B FF 88 F FC 87 X CU 69 1-2 ① L6		1 SAFE B SI 89 C CU 70 F FO 86 B FF 90 1 SAFE X SI 89 2-2 1-2 1B			F SI 89 F FC 86 B FO 82 F FO 83 X CU 68 1-2 7 E 7 S 1B	1 SAFE C CH 80 1 SAFE C SI 90 1 SAFE 1 SAFE 1 SAFE C SI 90 0-3 ③ K		C FF 93 B FF 92 S FF 95 X SL 86 1-2 ③ G6-3	5	0	2	0	0	1	3
7 James Loney, L (1, 3) OBP: 0.353, SLG: 0.392		B SI 90 B SI 91 X FF 91 2-0 ② G4-3		X SI 88 0-0 ③ F9			B FO 83 1 SAFE S CU 71 D FF 88 X CU 69 2-1 ① G6-3 1-3		X SI 90 0-0 ① L4		4	0	0	0	0	0	3
13 Orlando Hudson, S (1, 4) OBP: 0.361, SLG: 0.428		B FO 86 F SI 90 B SI 91 C SI 88 B SI 92 F FF 92 F FF 92 X FF 88 3-2 ③ F8		B FO 84 C FO 82 F CU 69 B FC 86 F FF 89 B FF 89 X FF 89 3-2 12 CS 1B 1B			B FO 84 B FF 90 B FF 90 B CU 70 4-0 BB BB		C SI 90 B SI 91 X SI 90 1-1 ② L5		3	0	1	0	1	0	0
Tony Abreu, S (1, 5) OBP: 0.400, SLG: 0.250			X SI 90 0-0 ① G3	1 SAFE C SI 89 C CU 72 F FC 86 X CU 71 0-2 12 CS 1-2 1B			1 SAFE B SI 89 1 SAFE B FO 85 B CU 70 B FF 89 4-0 1-2 BB		C CH 83 B CH 83 S CH 82 B CH 81 S CH 82 2-3 ③ K		3	0	1	0	1	1	0
12 Brad Ausmus, R (1, 2) OBP: 0.368, SLG: 0.414 9 Juan Pierre, L (10, PH) OBP: 0.374, SLG: 0.394			B FF 91 C SI 90 C FF 87 F SI 90 F CU 68 B CU 68 S FC 86 2-3 ② K	D FF 86 D FF 89 B FF 90 F FF 89 C FF 90 F SI 90 F FF 90 S SI 89 3-3 ①② K 1-2 2-3			B FF 87 C CU 70 C SI 89 S CU 69 1-3 ② K			B FF 93 C FF 92 X FF 94 1-1 15 DI 16 2B 1B	3 1	0 1	0 1	0 0	0 0	3 0	5 0
22 Clayton Kershaw, L (1, 1) OBP: 0.175, SLG: 0.108 5 Mark Loretta, R (7, PH) OBP: 0.329, SLG: 0.282 54 Ronald Belisario, R (8, 1) 52 George Sherrill, L (8, 1) 51 Jonathan Broxton, R (9, 1) 59 Guillermo Mota, R (10, 1) OBP: 0.500, SLG: 0.500 55 Russell Martin, R (10, PH) OBP: 0.376, SLG: 0.332			B FF 91 F SI 90 F SI 90 F FO 84 X CU 69 1-2 ③ G4-3	L CU 70 C FO 83 F FC 87 X CU 70 0-2 ③ G4-3		C SI 89 B FF 87 B CU 69 F CU 69 S FC 85 2-3 ③ K			1 SAFE C FF 90 X SL 83 0-1 ① F8	2 1 0 0 0 0 1	0 0 0 0 0 0 0	0 0 0 0 0 0 0	0 0 0 0 0 0 0	0 1 0 0 0 0 0	0 3 0 0 0 0 1	1 3 0 0 0 0 1
Inning Stats	R: 0 E: 0 K: 0 S: 5 H: 0 LOB: 0 BB: 0 P: 9	R: 0 E: 0 K: 0 S: 10 H: 0 LOB: 0 BB: 0 P: 16	R: 0 E: 0 K: 1 S: 10 H: 0 LOB: 0 BB: 0 P: 13	R: 0 E: 0 K: 0 S: 10 H: 1 LOB: 2 BB: 1 P: 18	R: 0 E: 0 K: 1 S: 17 H: 2 LOB: 1 BB: 0 P: 23	R: 0 E: 0 K: 0 S: 12 H: 0 LOB: 0 BB: 0 P: 20	R: 0 E: 0 K: 2 S: 12 H: 1 LOB: 3 BB: 2 P: 26	R: 0 E: 0 K: 3 S: 15 H: 0 LOB: 1 BB: 1 P: 21	R: 0 E: 0 K: 1 S: 6 H: 0 LOB: 0 BB: 0 P: 9	R: 1 E: 0 K: 1 S: 14 H: 2 LOB: 2 BB: 1 P: 23	1B: 5 2B: 2 3B: 0 HR: 0 SF: 0 SAC: 0 DP: 1 HBP: 0			WP: 0 PB: 0 SB: 1 CS: 2		PA: 40	

PITCHER		IP	WLS	BF	H	R	ER	SO	BB	IBB	HBP	BLK	WP	HR	S	P	ERA	WHIP
11 Kenshin Kawakami, R ERA: 4.12	(1, 1)	7.0		27	4	0	0	4	3	0	0	0	0	0	76	125	0.00	1.000
54 Kris Medlen, R ERA: 4.5	(8, 1)	2.0	W	7	0	0	0	4	1	0	0	0	0	0	21	30	0.00	0.500
Rafael Soriano, R ERA: 2.42	(10, 1)	1.0	S	6	2	1	1	1	0	1	0	0	0	0	14	23	9.00	2.000

PITCHER IP WLS BF H R ER SO BB IBB HBP BLK WP HR S P ERA WHIP

BOTTOM

Atlanta Braves @ Los Angeles Dodgers

Dodger Stadium, Los Angeles, CA

Sat Aug 08 2009, 7:10 PM PDT

Att. 53,338 - Clear - 73 F

livebaseballscorecards.com

AB	35
R	1
H	6
RBI	1
BB	5
SO	9
LOB	21

Atlanta Braves @ Los Angeles Dodgers

Dodger Stadium, Los Angeles, CA

Sun Aug 09 2009, 1:10 PM PDT

Att. 45,438 - Sunny - 79 F

livebaseballscorecards.com

TOP

Batter	1	2	3	4	5	6	7	8	9	AB	R	H	RBI	BB	SO	LOB
25 Ryan Church, L (1, 8) OBP: 0.346, SLG: 0.388	B FF 90 F FF 89 C CU 72 X CH 82 1-2 ① G3		C FC 86 X FC 86 0-1 ② F8		C CU 74 F FC 86 B FF 92 B CU 77 X CH 81 2-2 ① F8 1-2			C CU 78 X SI 92 0-1 ① G5-3	B SI 93 B SI 93 C SI 93 B SI 94 X SI 93 3-1 14 1B 2B 1-3 2-H	5	1	1	1	0	0	2
14 Martín Prado, R (1, 5) OBP: 0.365, SLG: 0.463	C CH 80 B FC 87 F FC 85 X CH 80 1-2 ② G4-3		B CH 82 B FC 85 B FC 84 C FF 90 C CH 80 X FF 91 3-2 2-H 1B		C CU 74 X CH 81 0-1 ② F9 2-3			C SL 83 B SL 81 F SL 82 S SL 82 1-3 ② K	C SI 94 X CH 86 0-1 2-H 3-H 1B	5	0	2	3	0	1	1
18 Garret Anderson, L (1, 7) OBP: 0.314, SLG: 0.426	B FC 86 C FF 92 B FC 84 S FF 92 S FC 85 2-3 ③ K		C FC 83 B CH 81 F FF 92 1 SAFE F CH 81 S FC 86 1-3 ③ K		C CU 74 B CU 76 B CH 82 X FC 86 2-1 ③ G3			F CU 79 F CH 85 B SI 92 X CH 86 1-2 G5-3	B CH 86 S CH 85 X CH 85 3 1-1 F8	5	0	0	0	0	2	3
19 Yunel Escobar, R (1, 6) OBP: 0.373, SLG: 0.462		B FC 85 F FF 89 L FC 86 F FF 92 S CH 80 1-3 ① K		B FC 85 T CH 81 B CH 83 B CH 81 B FF 90 4-1 23 1B 16 HBP 22 G6-3 BB		X SL 80 0-0 ① F8			B SI 91 X SI 92 1-0 16 2B 23 1B 1B	3	2	1	0	1	1	0
16 Brian McCann, L (1, 2) OBP: 0.361, SLG: 0.491		F FF 91 X FC 86 0-1 ② G4-3		F FC 86 H FF 90 1-1 22 G6-3 23 1B 1-2 HBP		C SI 92 F SI 92 F SI 86 B SI 92 F SI 87 X SI 93 1-2 ② F9			B SI 93 D CU 78 F SI 93 S SI 94 F SI 94 X SI 94 2-2 23 1B 22 SF9 2B 1-3	3	1	1	0	0	0	0
23 Matt Diaz, R (1, 9) OBP: 0.355, SLG: 0.452		B CU 71 B FC 86 X CH 80 2-0 HR		X FC 85 0-0 22 G6-3 1-2 2-3 1B		X SL 83 0-0 ③ L6			X SI 94 0-0 2 BB 25 2B 1B 2-3 3-H	4	2	3	2	0	0	0
22 Adam LaRoche, L (1, 3) OBP: 0.336, SLG: 0.448		C FF 91 B FC 86 C FF 91 X FC 84 1-2 ③ L3-1		B FC 87 F FF 91 X CH 82 1-1 ① ② G6-3 1-2f 2-3 3-H			B CU 76 X SI 91 1-0 ① F8	B CU 78 X SI 94 1-0 ① SF9 3-H		3	0	0	1	0	0	2
2 Kelly Johnson, L (1, 4) OBP: 0.301, SLG: 0.408			C FC 84 X CU 75 0-1 14 1B 33 SH2-4 1B F FF 91 X CH 81 0-1 ③ F7				C CU 77 B SI 92 T SI 92 S CH 86 1-3 ② K	B CU 79 B FF 94 B SI 94 C FF 93 F FF 94 B SI 94 4-2 25 2B 14 1B BB 1-2	3	2	1	0	1	1	1
33 Javier Vazquez, R (1, 1) OBP: 0.208, SLG: 0.222 20 Greg Norton, S (9, PH) OBP: 0.286, SLG: 0.172 46 Manny Acosta, R (9, 1) 58 Peter Moylan, R (9, 1)			B FF 88 1 SAFE L FF 90 X FF 90 1-1 ① SH2-4 1-2		C FF 89 C FC 86 B CH 81 F FF 91 F CH 81 X FF 92 1-2 14 F9 25 WP 1B		X SI 93 0-0 ③ G4-3		B SI 92 X SI 93 1-0 ② F8	2 1 0 0	0 0 0 0	1 0 0 0	0 0 0 0	0 0 0 0	0 0 0 0	0 2 0 0
Inning Stats	R: 0 E: 0 K: 1 S: 9 H: 0 LOB: 0 BB: 0 P: 13	R: 1 E: 0 K: 1 S: 10 H: 1 LOB: 0 BB: 0 P: 14	R: 1 E: 0 K: 1 S: 13 H: 2 LOB: 1 BB: 0 P: 18	R: 1 E: 0 K: 0 S: 7 H: 1 LOB: 1 BB: 1 P: 13	R: 0 E: 0 K: 0 S: 12 H: 1 LOB: 1 BB: 0 P: 17	R: 0 E: 0 K: 0 S: 7 H: 0 LOB: 0 BB: 0 P: 8	R: 0 E: 0 K: 1 S: 5 H: 0 LOB: 0 BB: 0 P: 7	R: 0 E: 0 K: 1 S: 8 H: 0 LOB: 0 BB: 0 P: 10	R: 5 E: 0 K: 0 S: 16 H: 5 LOB: 1 BB: 1 P: 29	1B: 7 2B: 2 3B: 0 HR: 1 SF: 1 SAC: 1 DP: 1 HBP: 1						

AB	34
R	8
H	10
RBI	7
BB	2
SO	5
LOB	11

WP: 1 PA: 39
PB: 0
SB: 0
CS: 0

PITCHER		IP	WLS	BF	H	R	ER	SO	BB	IBB	HBP	BLK	WP	HR	S	P	ERA	WHIP
50 Eric Stults, L ERA: 4.86	(1, 1)	5.0	L	21	5	3	3	3	1	0	1	0	1	1	51	75	5.40	1.200
36 Jeff Weaver, R ERA: 3.9	(6, 1)	3.0		9	0	0	0	2	0	0	0	0	0	0	20	25	0.00	0.000
38 Ramon Troncoso, R ERA: 2.76	(9, 1)	0.1		5	3	4	4	0	1	0	0	0	0	0	9	17	108.00	12.000
59 Guillermo Mota, R ERA: 3.42	(9, 1)	0.2		4	2	1	1	0	0	0	0	0	0	0	7	12	13.50	3.000

PITCHER	IP	WLS	BF	H	R	ER	SO	BB	IBB	HBP	BLK	WP	HR	S	P	ERA	WHIP

BOTTOM

Atlanta Braves @ Los Angeles Dodgers

Dodger Stadium, Los Angeles, CA

Sun Aug 09 2009, 1:10 PM PDT

Att. 45,438 - Sunny - 79 F

livebaseballscorecards.com

Batter	1	2	3	4	5	6	7	8	9	AB	R	H	RBI	BB	SO	LOB
15 Rafael Furcal, S (1, 6) OBP: 0.332, SLG: 0.363	S FF 89 C FF 92 B CH 79 S FF 93 1-3 K ①		C FF 90 B FF 92 B SL 83 X SI 92 2-1 F7 ③			C CU 78 X CU 70 0-1 F9 ①		C SI 92 B SI 94 B SI 94 C SL 87 B FF 93 B SI 94 4-2 BB		3	0	0	0	1	1	0
16 Andre Ethier, L (1, 9) OBP: 0.362, SLG: 0.510	C FF 93 B FF 92 S CU 76 B CH 76 B CH 81 S CH 81 3-3 K ②			B SL 86 B SL 84 C SL 82 F SL 87 B FF 92 X CU 77 3-2 99 2B 23 SF9 1B		B FF 92 C SI 93 F FF 88 B CH 78 F FF 93 S CU 69 2-3 K ②		T SI 94 D CH 80 X SL 84 1-1 G4-3 ③		4	1	1	0	0	2	1
99 Manny Ramirez, R (1, 7) OBP: 0.431, SLG: 0.581	B SI 92 F SI 92 B FF 92 C SL 78 S CU 71 2-3 K ③			S SL 85 X SL 82 0-1 23 SF9 27 P6-2 1-3 2B		B SI 93 X SI 92 1-0 1B			B FF 94 C SL 78 B SI 94 C SI 94 B SI 96 X SI 95 3-2 23 1B 27 G6-4-3 1B	4	1	3	0	0	1	0
23 Casey Blake, R (1, 5) OBP: 0.367, SLG: 0.484		F SI 91 F FF 92 F FF 87 B CH 76 D CU 78 B FF 93 B SL 84 4-2 BB		F FF 93 B FF 93 X SL 83 1-1 SF9 ① 2-3 3-H		C SL 76 B SL 83 X SL 85 1-1 L6 ③			B FF 95 B SI 94 C SI 95 X SI 95 2-1 27 G6-4-3 1-3 1B	2	0	1	1	1	0	1
27 Matt Kemp, R (1, 8) OBP: 0.375, SLG: 0.490		C SL 85 F SI 92 C CU 71 0-3 K ①		F FF 93 S FF 93 B SL 85 X FF 93 1-2 P6-2 ②③ 3-Hf			C SL 78 S SL 86 F CU 71 B CU 70 S SL 81 1-3 K ①		D SL 82 X SI 95 1-0 G6-4-3 ①② 1-2f 3-H	4	0	0	0	0	2	3
55 Russell Martin, R (1, 2) OBP: 0.377, SLG: 0.332		X SI 91 0-0 L7 ②			B SL 78 C SL 75 X SL 86 1-1 F9 ①		B SI 93 C SL 84 C CU 77 X CU 70 1-2 13 G4-6-3 1B		H SI 96 1-0 13 1B HBP	3	0	1	0	0	0	1
13 Orlando Hudson, S (1, 4) OBP: 0.362, SLG: 0.431		1 SAFE B SL 86 C SL 87 1 SAFE B FF 92 B SL 84 F SL 87 F FF 93 F CU 74 3-2 F SL 84 X CU 77 G4-3 ③			X SI 93 0-0 2B		B SL 83 X CH 83 1-0 G4-6-3 ②③ 1-2f		C CH 86 B SL 80 X SL 81 1-1 1-2 1B	4	0	2	0	0	0	2
5 Mark Loretta, R (1, 3) OBP: 0.320, SLG: 0.274			B SL 85 S FF 86 X FF 91 1-1 F8 ①		C SL 79 S SL 85 D CU 78 X SL 85 1-2 F7 ②			B FF 91 C SI 92 C FF 93 B SL 86 B FF 94 F SI 92 F FF 92 X SI 93 3-2 G4-3 ①	C SI 88 F SI 90 B SL 80 F SL 79 X SI 91 1-2 F9 ③	4	0	0	0	0	0	3
50 Eric Stults, L (1, 1) OBP: 0.211, SLG: 0.067 9 Juan Pierre, L (5, PH) OBP: 0.373, SLG: 0.392 36 Jeff Weaver, R (6, 1) OBP: 0.300, SLG: 0.300 7 James Loney, L (8, PH) OBP: 0.352, SLG: 0.391 38 Ramon Troncoso, R (9, 1) 59 Guillermo Mota, R (9, 1) OBP: 0.500, SLG: 0.500			X SL 85 0-0 L4 ②		B CU 75 X CH 82 1-0 G3-1 ③			C CH 82 S CH 79 B CH 77 C CH 83 1-3 K ②		1 1 0 1 0 0	0 0 0 0 0 0	0 0 0 0 0 0	0 0 0 0 0 0	0 0 0 1 0 0	0 1 0 0 0 0	0 1 0 0 0 0

	AB	31
	R	2
	H	8
	RBI	1
	BB	2
	SO	7
	LOB	12

Inning Stats	1	2	3	4	5	6	7	8	9
	R: 0 E: 0 K: 3 S: 9 H: 0 LOB: 0 BB: 0 P: 15	R: 0 E: 0 K: 1 S: 13 H: 0 LOB: 1 BB: 1 P: 20	R: 0 E: 0 K: 0 S: 5 H: 0 LOB: 0 BB: 0 P: 8	R: 1 E: 0 K: 0 S: 10 H: 2 LOB: 0 BB: 0 P: 15	R: 0 E: 0 K: 0 S: 7 H: 1 LOB: 1 BB: 0 P: 10	R: 0 E: 0 K: 1 S: 9 H: 1 LOB: 1 BB: 0 P: 13	R: 0 E: 0 K: 1 S: 8 H: 1 LOB: 0 BB: 0 P: 11	R: 0 E: 0 K: 1 S: 12 H: 0 LOB: 1 BB: 1 P: 21	R: 1 E: 0 K: 0 S: 12 H: 3 LOB: 2 BB: 0 P: 21

1B: 6	SF: 1	WP: 0	PA: 35
2B: 3	SAC: 0	PB: 0	
3B: 0	DP: 3	SB: 0	
HR: 0	HBP: 1	CS: 0	

PITCHER		IP	WLS	BF	H	R	ER	SO	BB	IBB	HBP	BLK	WP	HR	S	P	ERA	WHIP
33 Javier Vazquez, R ERA: 2.9	(1, 1)	8.0	W	29	5	1	1	7	2	0	0	0	0	0	73	113	1.12	0.875
46 Manny Acosta, R ERA: 3.81	(9, 1)	0.2		5	3	1	1	0	0	0	1	0	0	0	8	16	13.50	4.500
58 Peter Moylan, R ERA: 3.4	(9, 1)	0.1		1	0	0	0	0	0	0	0	0	0	0	4	5	0.00	0.000

PITCHER	IP	WLS	BF	H	R	ER	SO	BB	IBB	HBP	BLK	WP	HR	S	P	ERA	WHIP

Washington Nationals @ Atlanta Braves

Turner Field, Atlanta, GA

Tue Aug 11 2009, 7:00 PM EDT
Att. 19,273 - Partly Cloudy - 87 F

livebaseballscorecards.com

Batter	1	2	3	4	5	6	7	8	9	AB	R	H	RBI	BB	SO	LOB
1 Nyjer Morgan, L (1, 8) OBP: 0.370, SLG: 0.388	C FF 90 B FF 92 B SL 81 F FF 91 B FF 93 X FF 93 3-2 15 S 11 1B 1B		L FF 90 X CH 80 0-1 15 CS 15 S 1B		1 SAFE B FF 88 S CH 79 C SL 82 F CH 79 B FF 92 F CH 81 C CU 74 2-3 ③ K			B FF 89 C FF 89 F FF 89 C SL 81 1-3 ① K		4	1	2	0	0	2	1
15 Cristian Guzman, S (1, 6) OBP: 0.338, SLG: 0.438	1 SAFE 1 SAFE B FF 90 C FF 92 L FF 91 C SL 76 1-3 ① K 1-2		B CU 72 1 SAFE 1 SAFE C FF 90 C FF 91 B FF 92 X FF 93 2-2 ② 11 PB 1-3 1B			F CH 85 B FF 88 X CU 71 1-1 16 E 16 S 1B		B SI 89 X CH 82 1-0 ② G6-3		4	0	2	0	0	1	1
11 Ryan Zimmerman, R (1, 5) OBP: 0.371, SLG: 0.534	C FF 92 B FF 93 B SL 87 F FF 91 F SL 86 B FF 91 F FF 93 X SL 86 3-2 16 S 2-H 1B		1 SAFE B FF 92 1 SAFE C FF 91 B CU 75 C CU 74 1 SAFE B SL 85 X CU 74 3-2 ③ F8 1-2			C FF 90 C FF 91 D SL 82 S FF 91 1-3 ① K		B SI 89 C SI 90 C SI 91 F CH 85 F SL 84 S FF 90 1-3 ③ K		4	0	1	1	0	2	2
44 Adam Dunn, L (1, 3) OBP: 0.405, SLG: 0.570	F FF 93 S CH 85 B SL 82 B SL 83 S CU 75 2-3 ② K			B FF 89 C SL 81 B SL 83 F FF 92 C FF 94 2-3 ① K		C SL 79 B FF 92 B CU 74 C SL 81 S CU 75 2-3 ② K			F FF 94 C FF 93 S SL 82 0-3 ① K	4	0	0	0	0	4	2
16 Josh Willingham, R (1, 7) OBP: 0.418, SLG: 0.591	1 SAFE C FF 91 F FF 91 B SL 83 F FF 92 C FF 91 1-3 ③ K 1-2			X FF 92 0-0 ② G4-3		C SL 82 B FF 92 B FF 92 S CU 74 S FF 93 2-3 ③ K 1-3			B CH 85 B FF 94 F FF 94 X FF 95 2-1 34 BB 1B	4	0	1	0	0	2	2
34 Elijah Dukes, R (1, 9) OBP: 0.311, SLG: 0.412		C SL 83 B FF 90 S SL 83 F FF 93 T FF 92 1-2 ① K		F FF 91 F FF 92 F CU 75 B SL 82 B FF 92 F CU 75 X FF 92 2-2 ③ F7			X SL 81 0-0 ① G6-3		B FF 96 S SL 82 F SL 82 B FF 96 D SL 83 B FF 95 4-2 1-2 BB	3	0	0	0	1	1	0
12 Alberto Gonzalez, R (1, 4) OBP: 0.305, SLG: 0.369		B FF 93 X FF 92 1-0 ② F9			X FF 89 0-0 ① L4		C FF 89 X CH 81 0-1 23 G6-3 2B		B FF 96 C FF 95 S SL 82 S SL 81 1-3 ② K	4	0	1	0	0	1	2
23 Wil Nieves, R (1, 2) OBP: 0.286, SLG: 0.286		C FF 91 X SL 85 0-1 ③ G5-3			B FF 91 B FF 90 X FF 91 2-0 1B		C SL 83 X FF 91 0-1 ② G6-3 2-3		S FF 96 C FF 95 X FF 97 0-2 ③ G1-3	4	0	1	0	0	0	3
31 John Lannan, L (1, 1) OBP: 0.186, SLG: 0.190 26 Logan Kensing, R (5, 1) 22 Willie Harris, L (7, PH) OBP: 0.361, SLG: 0.388 36 Tyler Clippard, R (7, 1) 52 Saul Rivera, S (8, 1)			C FF 88 S FF 91 B FF 91 X SL 82 1-2 ① G3-1		X FF 86 0-0 ② B2		B FF 89 C SL 82 D SL 83 X FF 89 2-1 ③ F9			2 0 1 0 0	0 0 0 0 0	0 0 0 0 0	0 0 0 0 0	0 0 0 0 0	0 0 0 0 0	1 0 1 0 0
Inning Stats	R: 1 E: 0 K: 3 S: 18 H: 2 LOB: 1 BB: 0 P: 28	R: 0 E: 0 K: 1 S: 7 H: 0 LOB: 0 BB: 0 P: 9	R: 0 E: 0 K: 0 S: 11 H: 2 LOB: 1 BB: 0 P: 17	R: 0 E: 0 K: 1 S: 9 H: 0 LOB: 0 BB: 0 P: 13	R: 0 E: 0 K: 1 S: 8 H: 1 LOB: 1 BB: 0 P: 12	R: 0 E: 0 K: 3 S: 11 H: 1 LOB: 1 BB: 0 P: 17	R: 0 E: 0 K: 0 S: 7 H: 1 LOB: 1 BB: 0 P: 9	R: 0 E: 0 K: 2 S: 9 H: 0 LOB: 0 BB: 0 P: 12	R: 0 E: 0 K: 2 S: 13 H: 1 LOB: 2 BB: 1 P: 20	1B: 7 2B: 1 3B: 0 HR: 0 SF: 0 SAC: 0 DP: 0 HBP: 0						

TOP	
AB	34
R	1
H	8
RBI	1
BB	1
SO	13
LOB	15

WP: 0 PB: 1 SB: 4 CS: 1 PA: 35

PITCHER		IP	WLS	BF	H	R	ER	SO	BB	IBB	HBP	BLK	WP	HR	S	P	ERA	WHIP
48 Tommy Hanson, R ERA: 3.05	(1, 1)	6.2	W	26	7	1	1	9	0	0	0	0	0	0	69	101	1.35	1.050
34 Eric O'Flaherty, L ERA: 3.52	(7, 1)	1.1		4	0	0	0	2	0	0	0	0	0	0	11	16	0.00	0.000
46 Manny Acosta, R ERA: 3.68	(9, 1)	1.0		5	1	0	0	2	1	0	0	0	0	0	13	20	0.00	2.000

PITCHER		IP	WLS	BF	H	R	ER	SO	BB	IBB	HBP	BLK	WP	HR	S	P	ERA	WHIP

Batter	1	2	3	4	5	6	7	8	9	AB	R	H	RBI	BB	SO	LOB
25 Ryan Church, L (1, 8) OBP: 0.353, SLG: 0.394	B FF 88 C FF 88 X FF 88 1-1 ① G5-3		C SL 80 B SI 88 B CH 82 B FF 88 B FF 88 4-1 14 2B BB		B FF 86 B FF 87 S SL 80 X SL 81 2-1 16 1B 2B 2-H	C FF 93 B SL 86 F SL 87 B SI 94 B FF 94 F SL 87 B SL 86 4-2 BB		C FC 89 X FC 89 0-1 14 E 1B 1-3		3	2	2	1	2	0	0
14 Martín Prado, R (1, 3) OBP: 0.363, SLG: 0.462	B SI 89 F SI 89 B FF 90 X SI 90 2-1 ② G4-3		C FF 87 X FF 88 0-1 10 E 2B 1-H		C SI 88 F FF 86 X FF 89 0-2 ② P3	C SL 86 X CU 80 0-1 ③ G4-3		F FC 89 B FC 89 F FC 90 X FC 87 1-2 E6 1-3 3-H		5	1	1	1	0	0	4
10 Chipper Jones, S (1, 5) OBP: 0.412, SLG: 0.497	B SI 89 B SI 89 F SI 89 B SI 89 X FF 89 3-1 ③ F9		F FF 88 B SL 78 X FF 87 1-1 E7 16 L3 1B 2-H		B FF 87 B FF 89 D CH 84 I IN 68 4-0 16 1B 19 2B IBB		B FF 88 B FF 90 X FF 88 2-0 HR	C FF 89 B FC 89 S FF 89 B FF 90 S FF 90 2-3 ③ K		4	2	2	1	1	1	2
16 Brian McCann, L (1, 2) OBP: 0.363, SLG: 0.489		B FF 88 B FF 88 B SL 80 C FF 88 B SI 87 4-1 18 1B 19 BB 23 G6-4-3 BB	B FF 87 X SL 80 1-0 ②③ L3 1-1		B SI 87 C FF 87 B FF 87 F FF 88 F FF 88 F FF 88 X FF 86 2-2 19 2B 1B 1-2 2-H		C CH 80 F FF 89 B FC 82 B FF 92 F CH 79 F FF 89 F CH 79 B CU 74 S FF 90 3-3 ① K			3	1	1	1	1	1	1
19 Yunel Escobar, R (1, 6) OBP: 0.374, SLG: 0.464		B SI 88 B SI 88 B FF 88 B FF 87 4-0 23 G6-4-3 18 1B BB 1-2		B FF 86 C FF 88 F FF 88 X SL 79 1-2 ① G5-3	C CU 80 X FF 94 0-1 2B 1-3 2-H		S FF 90 F FF 89 S FF 91 0-3 ② K			3	0	1	1	1	1	0
18 Garret Anderson, L (1, 7) OBP: 0.313, SLG: 0.424		C FF 86 C SL 80 B SL 81 X FF 87 1-2 23 G6-4-3 1B 1-2 2-3		B SL 80 C FF 88 C FF 89 X FF 90 1-2 ② G4-3	C SI 93 B FF 93 C SL 86 B FF 93 F SL 86 B SL 89 F SL 85 F SI 95 X SL 87 3-2 ③ F7		B CU 74 S FF 91 X FF 90 1-1 ③ P			4	0	1	0	0	0	2
23 Matt Diaz, R (1, 9) OBP: 0.354, SLG: 0.448		B SL 80 F FF 89 F SI 87 F SL 78 X FF 88 1-2 ①② G6-4-3 1-2f 2-3 3-H		B FF 89 F FF 88 B FF 89 F SI 90 S FF 89 2-3 ③ K		B SI 94 X SI 94 1-0 48 SH1-4 1B		F FC 84 S FF 89 X FF 89 0-2 ① F9		4	0	1	0	0	1	2
4 Omar Infante, R (1, 4) OBP: 0.384, SLG: 0.422		D SI 87 X CH 79 1-0 ③ F7		X SI 88 0-0 48 SH3-4 25 2B 1B		D SL 86 X SI 92 1-0 ① F8		B FC 89 C FF 90 X FC 84 1-1 ② F8		4	1	1	0	0	0	2
48 Tommy Hanson, R (1, 1) OBP: 0.091, SLG: 0.091 34 Eric O'Flaherty, L (7, 1) 20 Greg Norton, S (8, PH) OBP: 0.296, SLG: 0.172 46 Manny Acosta, R (9, 1)			B FF 85 C FF 86 B FF 87 X FF 87 2-1 ① G4-3		X FF 86 0-0 ① SH3-4 1-2	B SI 93 B FF 93 1 SAFE T FF 93 L FF 93 X SI 93 2-2 ② SH1-4 1-2		B FF 90 F FC 89 B FC 88 B FF 89 F FF 90 F FC 90 F FC 89 F FC 89 B FC 87 4-2 25 1B 14 E BB		1 0 0 0	0 0 1 0	0 0 0 0	0 0 0 0	0 0 1 0	0 0 0 0	0 0 0 0
Inning Stats	R: 0 E: 0 K: 0 S: 6 H: 0 LOB: 0 BB: 0 P: 12	R: 1 E: 0 K: 0 S: 9 H: 1 LOB: 1 BB: 2 P: 20	R: 2 E: 1 K: 0 S: 8 H: 2 LOB: 0 BB: 1 P: 16	R: 0 E: 0 K: 1 S: 9 H: 0 LOB: 0 BB: 0 P: 13	R: 3 E: 0 K: 0 S: 20 H: 4 LOB: 2 BB: 1 P: 31	R: 0 E: 0 K: 0 S: 10 H: 1 LOB: 2 BB: 1 P: 18	R: 1 E: 0 K: 2 S: 12 H: 1 LOB: 0 BB: 0 P: 18	R: 1 E: 1 K: 1 S: 18 H: 1 LOB: 2 BB: 1 P: 26		1B: 6 2B: 4 3B: 0 HR: 1 SF: 0 SAC: 2 DP: 2 HBP: 0		WP: 0 PB: 0 SB: 0 CS: 0 PA: 39				

BOTTOM

Washington Nationals @ Atlanta Braves

Turner Field, Atlanta, GA

Tue Aug 11 2009, 7:00 PM EDT
Att. 19,273 - Partly Cloudy - 87 F

livebaseballscorecards.com

AB	31
R	8
H	10
RBI	5
BB	6
SO	4
LOB	13

PITCHER		IP	WLS	BF	H	R	ER	SO	BB	IBB	HBP	BLK	WP	HR	S	P	ERA	WHIP
31 John Lannan, L ERA: 3.58	(1, 1)	4.2	L	22	6	6	5	1	3	1	0	0	0	0	44	81	9.64	1.929
26 Logan Kensing, R ERA: 9.35	(5, 1)	1.1		7	2	0	0	0	1	0	0	0	0	0	18	29	0.00	2.250
36 Tyler Clippard, R ERA: 2.67	(7, 1)	1.0		4	1	1	1	2	0	0	0	0	0	1	12	18	9.00	1.000
52 Saul Rivera, R ERA: 6.91	(8, 1)	1.0		6	1	1	0	1	1	0	0	0	0	0	18	26	0.00	2.000

PITCHER	IP	WLS	BF	H	R	ER	SO	BB	IBB	HBP	BLK	WP	HR	S	P	ERA	WHIP

Washington Nationals @ Atlanta Braves

Turner Field, Atlanta, GA

Wed Aug 12 2009, 7:00 PM EDT

Att. 17,886 - Partly Cloudy - 84 F

TOP

livebaseballscorecards.com

Batter	1	2	3	4	5	6	7	8	9	AB	R	H	RBI	BB	SO	LOB
1 Nyjer Morgan, L (1, 8) OBP: 0.373, SLG: 0.389	C SI 89 X FC 86 0-1 15 CS 1B		C SL 80 X CH 85 0-1 ① G6-3			B CH 85 B SI 90 C SI 90 L SI 90 B SI 86 X SI 90 3-2 15 G5-4-3 1B	B SL 81 B SI 89 C SI 89 F SI 89 X SL 83 2-2 ③ G3		C FF 93 B FF 94 F SL 82 F FF 95 D SL 87 B FF 94 F FF 92 B FF 94 4-2 15 PO 1-2 BB	4	0	2	0	1	0	3
15 Cristian Guzman, S (1, 6) OBP: 0.340, SLG: 0.437	1 SAFE B SI 87 B SI 88 F SI 89 B SI 91 B SI 90 4-1 ① 11 1B 44 1B 1-2 BB		F SL 81 X SL 82 0-1 11 G6-4-3 1B			X SI 89 0-0 ①② G5-4-3 1-2f		C SI 89 B SI 90 X SI 91 1-1 ① F7	F FF 92 B FF 93 B SL 78 1 SAFE 2-1 ③ PO 1-2	3	1	1	0	1	0	1
11 Ryan Zimmerman, R (1, 5) OBP: 0.372, SLG: 0.533	B SI 89 B SI 89 C SI 89 B SI 89 X SI 89 3-1 44 1B 1-2 1B		B SI 89 X SI 89 1-0 ②③ G6-4-3 1-2f			C SI 89 C SI 90 B SI 90 B SI 91 F SI 90 F SI 90 X SI 91 2-2 ③ F9		B SL 78 B SL 79 B SI 91 B SI 90 4-0 44 1B BB		3	0	1	0	1	0	1
44 Adam Dunn, L (1, 3) OBP: 0.406, SLG: 0.569	D SL 82 B SI 90 C SL 82 X SI 90 2-1 16 G5-4-3 1-3 2-H 1B			B SL 80 F SI 89 S CH 84 B SI 90 B CH 85 S SL 82 3-3 ① K			X CH 83 0-0 ① G4-3	B SI 88 F SI 89 B SI 89 B SI 89 X SI 89 3-1 1-2 1B		4	0	2	1	0	1	0
16 Josh Willingham, R (1, 7) OBP: 0.413, SLG: 0.582	C SI 89 C SL 82 X SI 89 0-2 ②③ G5-4-3 1-2f			B SI 90 C SI 90 B SI 90 F SI 90 B SI 90 X SI 90 3-2 ② F8			B SI 88 B SI 89 B SI 90 C SI 89 F SI 89 T SI 90 3-2 ② K	B SI 91 X SI 91 1-0 ② F9		4	0	0	0	0	1	4
34 Elijah Dukes, R (1, 9) OBP: 0.310, SLG: 0.413		X SL 80 0-0 ① P4		S SI 89 B SI 90 B SI 90 X SI 90 2-1 ③ F8			X SI 90 0-0 10 1B 2B	C SL 80 S SL 80 S SL 80 0-3 ③ K		4	1	1	0	0	1	2
7 Josh Bard, S (1, 2) OBP: 0.317, SLG: 0.346		C SI 89 X SI 90 0-1 ② G6-3			X SI 88 0-0 ① G4-3		B SI 88 B SI 88 B SI 89 B SI 89 4-0 22 BB 10 1B BB		F FF 90 X FF 93 0-1 ① L1	3	0	0	0	1	0	0
10 Ronnie Belliard, R (1, 4) OBP: 0.286, SLG: 0.340		B SI 89 C SI 89 B SI 89 B CH 85 T SI 89 B SI 90 4-2 BB			C SI 88 B SI 90 T SI 90 F SI 90 C SI 91 1-3 ② K		X SI 90 0-0 22 BB 1-2 2-H 1B		C FF 93 F SL 82 B FF 93 X SL 84 1-2 1 BB 1B	3	0	2	1	1	1	0
35 Craig Stammen, R (1, 1) OBP: 0.259, SLG: 0.280 22 Willie Harris, L (7, PH) OBP: 0.364, SLG: 0.388 29 Jorge Sosa, R (7, 1) 17 Sean Burnett, L (7, 1) 42 Jason Bergmann, R (8, 1) 41 Ron Villone, L (8, 1) 8 Jorge Padilla, R (9, PH) OBP: 0.250, SLG: 0.250		C SI 89 F SI 89 S SI 89 0-3 ③ K			C SI 90 C SI 90 B SI 90 S SI 89 1-3 ③ K		C SI 89 B SI 90 B SI 89 B SI 90 C SI 89 B SI 88 4-2 1-2 2-3 BB		L FF 91 F FF 92 S SL 87 0-3 ② K	2 0 0 0 0 0 1	0 0 0 0 0 0 0	0 0 0 0 0 0 0	0 0 0 0 0 0 0	0 1 0 0 0 0 0	2 0 0 0 0 0 1	1 0 0 0 0 0 1
Inning Stats	R: 1 E: 0 K: 0 S: 10 H: 3 LOB: 1 BB: 1 P: 19	R: 0 E: 0 K: 1 S: 8 H: 0 LOB: 1 BB: 1 P: 12	R: 0 E: 0 K: 0 S: 5 H: 1 LOB: 0 BB: 0 P: 6	R: 0 E: 0 K: 1 S: 8 H: 0 LOB: 0 BB: 0 P: 16	R: 0 E: 0 K: 2 S: 8 H: 0 LOB: 0 BB: 0 P: 10	R: 0 E: 0 K: 0 S: 9 H: 1 LOB: 0 BB: 0 P: 14	R: 1 E: 0 K: 1 S: 11 H: 2 LOB: 3 BB: 2 P: 24	R: 0 E: 0 K: 1 S: 8 H: 1 LOB: 2 BB: 1 P: 17	R: 0 E: 0 K: 1 S: 13 H: 1 LOB: 1 BB: 1 P: 20	1B: 8 2B: 1 3B: 0 HR: 0	SF: 0 SAC: 0 DP: 3 HBP: 0			WP: 0 PB: 0 SB: 0 CS: 1	PA: 38		

	AB	31
	R	2
	H	9
	RBI	2
	BB	6
	SO	7
	LOB	13

PITCHER		IP	WLS	BF	H	R	ER	SO	BB	IBB	HBP	BLK	WP	HR	S	P	ERA	WHIP
32 Derek Lowe, R ERA: 4.08	(1, 1)	7.0	W	28	7	2	2	5	4	0	0	0	0	0	59	101	2.57	1.571
58 Peter Moylan, R ERA: 3.33	(8, 1)	1.0	H	5	1	0	0	1	1	0	0	0	0	0	8	17	0.00	2.000
51 Michael Gonzalez, L ERA: 2.72	(9, 1)	1.0		4	1	0	0	1	1	0	0	0	0	0	13	20	0.00	2.000

PITCHER		IP	WLS	BF	H	R	ER	SO	BB	IBB	HBP	BLK	WP	HR	S	P	ERA	WHIP

Batter	1	2	3	4	5	6	7	8	9	AB	R	H	RBI	BB	SO	LOB
25 Ryan Church, L (1, 8) OBP: 0.348, SLG: 0.388	C SI 88 B CH 81 S SI 89 X KC 79 1-2 F7 ①		C SI 89 B CH 82 F SI 88 B FF 90 X CH 82 2-2 F9 ①		B SI 88 X SI 88 1-0 G3-1 ②		D SL 80 X SI 90 1-0 F8 ③	B SI 90 X SI 90 1-0 P6 ③		5	0	0	0	0	0	4
14 Martín Prado, R (1, 4) (9, 5) OBP: 0.364, SLG: 0.476	B SI 89 B SI 89 C SI 89 F SI 89 X FF 90 2-2 2B		C SI 90 C CH 82 B SI 89 X FC 84 1-2 G4-3 ②		C SI 88 F SI 88 F SI 88 B FC 82 X FC 81 1-2 F9 ③			B SI 90 B SI 90 F SI 92 C SI 90 X SI 91 2-2 HR		4	1	2	1	0	0	0
10 Chipper Jones, S (1, 5) OBP: 0.410, SLG: 0.494 4 Omar Infante, R (9, 4) OBP: 0.384, SLG: 0.422	C SI 89 B CH 83 F SI 90 D KC 80 D SI 90 F SI 90 S SI 90 3-3 K ②		S KC 79 X SI 90 0-1 G4-3 ③			C SI 87 B SI 87 B CH 81 X SI 88 2-1 F7 ①		B SI 92 X CH 84 1-0 16 2B 22 BB 1B		4 0	1 0	1 0	0 0	0 0	1 0	1 0
16 Brian McCann, L (1, 2) OBP: 0.362, SLG: 0.489	B KC 78 B SI 90 X FF 90 2-0 L9 ③			C SI 88 S KC 79 F SI 89 B KC 79 B CH 81 X SI 90 2-2 G1-3 ①		X CH 79 0-0 G6-3 ②		B SL 80 X FF 92 1-0 22 BB 20 BB 1-3 2B		4	1	1	0	0	0	1
18 Garret Anderson, L (1, 7) OBP: 0.315, SLG: 0.437		B SI 88 B SI 90 S SI 87 F SI 90 X SI 89 2-2 HR		B CH 82 X CH 82 1-0 23 FC5 2B		B SI 88 X SI 88 1-0 F8 ③		D SL 79 D SL 79 S SL 77 B SI 92 S SL 78 F SL 78 X SL 78 3-2 F8 ①		4	1	2	1	0	0	2
19 Yunel Escobar, R (1, 6) OBP: 0.375, SLG: 0.462		X SI 88 0-0 L8 ①		B KC 78 B FF 89 D FC 82 B FF 89 4-0 23 FC5 BB			X SL 83 0-0 G1-3 ①	I IN 68 I IN 69 I IN 71 I IN 66 4-0 20 BB 22 BB IBB		2	0	0	0	2	0	0
22 Adam LaRoche, L (1, 3) OBP: 0.340, SLG: 0.466		B KC 78 F FF 89 F CH 82 F KC 80 X KC 80 1-2 HR		B SI 90 X SI 88 1-0 P3 ②			C SI 90 C SL 86 B SL 85 X SL 85 1-2 HR	D SL 79 F SL 78 S SL 78 D SL 78 B SL 77 B FF 91 4-2 20 BB 1-2 2-3 3-H BB		3	2	2	3	1	0	2
23 Matt Diaz, R (1, 9) OBP: 0.352, SLG: 0.442		S SI 90 F FC 85 S SI 90 0-3 K ②		X SI 89 0-0 FC5 ③ 1-2 2-3f			B SL 85 F SL 84 B FF 91 B SL 84 B SL 83 4-1 2 SH1-3 BB	B SL 85 S SL 87 B FF 92 F FF 92 C SL 86 2-3 K ②		3	0	0	0	1	2	5
32 Derek Lowe, R (1, 1) OBP: 0.250, SLG: 0.175 2 Kelly Johnson, L (7, PH) OBP: 0.301, SLG: 0.408 58 Peter Moylan, R (8, 1) 20 Greg Norton, S (8, PH) OBP: 0.306, SLG: 0.172 51 Michael Gonzalez, R (9, 1)		C FF 90 S FC 83 B KC 80 C FC 82 1-3 K ③			B SI 88 X SI 88 1-0 G5-3 ①		1 SAFE L SI 90 1 SAFE X SI 90 0-1 SH1-3 ② 1-2	B CU 77 B FF 93 F FF 94 B FF 93 B FF 93 4-1 1-2 2-3 3-H BB		2 0 0 0 0	0 0 0 0 0	0 0 0 1 0	0 0 0 1 0	1 0 0 0 0	0 0 0 0 0	0 0 0 0 0
Inning Stats	R: 0 E: 0 K: 1 S: 11 H: 1 LOB: 1 BB: 0 P: 19	R: 2 E: 0 K: 2 S: 14 H: 2 LOB: 0 BB: 0 P: 18	R: 0 E: 0 K: 0 S: 8 H: 0 LOB: 0 BB: 0 P: 11	R: 0 E: 0 K: 0 S: 7 H: 1 LOB: 2 BB: 1 P: 15	R: 0 E: 0 K: 0 S: 6 H: 0 LOB: 0 BB: 0 P: 9	R: 0 E: 0 K: 0 S: 4 H: 0 LOB: 0 BB: 0 P: 7	R: 1 E: 0 K: 0 S: 8 H: 1 LOB: 1 BB: 1 P: 14	R: 3 E: 0 K: 1 S: 16 H: 3 LOB: 3 BB: 3 P: 38		1B: 1 2B: 3 3B: 0 HR: 4 SF: 0 SAC: 1 DP: 0 HBP: 0		WP: 0 PB: 0 SB: 0 CS: 0 PA: 37		

BOTTOM

Washington Nationals @ Atlanta Braves

Turner Field, Atlanta, GA

Wed Aug 12 2009, 7:00 PM EDT
Att. 17,886 - Partly Cloudy - 84 F

livebaseballscorecards.com

AB	31
R	6
H	8
RBI	6
BB	5
SO	4
LOB	15

PITCHER		IP	WLS	BF	H	R	ER	SO	BB	IBB	HBP	BLK	WP	HR	S	P	ERA	WHIP
35 Craig Stammen, R ERA: 5.24	(1, 1)	6.0		23	4	2	2	3	1	0	0	0	0	2	50	79	3.00	0.833
29 Jorge Sosa, R ERA: 3.0	(7, 1)	0.1	L	3	1	1	1	0	1	0	0	0	0	1	5	10	27.00	6.000
17 Sean Burnett, L ERA: 3.12	(7, 1)	1.0		8	3	3	3	0	1	1	0	0	0	1	14	30	27.00	4.000
42 Jason Bergmann, R ERA: 4.6	(8, 1)	0.1		2	0	0	0	1	1	0	0	0	0	0	4	10	0.00	3.000
41 Ron Villone, L ERA: 3.89	(8, 1)	0.1		1	0	0	0	0	0	0	0	0	0	0	1	2	0.00	0.000

PITCHER	IP	WLS	BF	H	R	ER	SO	BB	IBB	HBP	BLK	WP	HR	S	P	ERA	WHIP

Philadelphia Phillies @ Atlanta Braves

Turner Field, Atlanta, GA

Fri Aug 14 2009, 7:30 PM EDT

Att. 37,639 - Partly Cloudy - 86 F

TOP

livebaseballscorecards.com

Batter	1	2	3	4	5	6	7	8	9	AB	R	H	RBI	BB	SO	LOB
11 Jimmy Rollins, S (1, 6) OBP: 0.294, SLG: 0.417	C FF 89 X FF 89 0-1 ① F7		X FF 88 0-0 ③ F7		C CH 82 X CH 83 0-1 2B			L FF 88 X FF 90 0-1 ① SH2-4 2-3		3	0	1	0	0	0	0
8 Shane Victorino, S (1, 8) OBP: 0.375, SLG: 0.473	C FF 89 X CH 82 0-1 ② P5			C SL 79 F CH 82 F FF 91 B CH 84 X SL 78 1-2 26 HR 1B	C CH 83 F FF 92 C FF 93 0-3 ③ K			B FF 90 C SL 77 F FF 90 B FF 92 X SL 83 2-2 ② P2		4	1	1	0	0	1	2
26 Chase Utley, L (1, 4) OBP: 0.419, SLG: 0.536	C FF 89 B SI 90 X FF 90 1-1 ③ F8			X FF 89 0-0 1-H HR		B FF 89 C CH 81 B SL 78 C SI 90 S CH 83 2-3 ① K		B FF 94 X FF 94 1-0 ③ P5		4	1	1	2	0	1	1
6 Ryan Howard, L (1, 3) OBP: 0.349, SLG: 0.535		C FF 89 C FF 91 X FF 91 0-2 ① L5		S CH 82 B CH 83 B SL 80 F CH 82 B FF 94 B FF 93 4-2 28 1B BB		B SL 78 B CH 82 X CH 82 2-0 ② G4-3			C SL 80 B SI 94 B SL 82 X SL 83 2-1 HR	3	1	1	1	1	0	0
29 Raul Ibanez, L (1, 7) OBP: 0.356, SLG: 0.599		C FF 89 B FF 90 S FF 92 B FF 91 F CH 83 X CH 82 2-2 ② G4-3		C CH 83 S CH 82 S FF 94 0-3 ① K		C SL 80 F FF 91 F FF 94 F FF 92 B CH 84 D CH 84 X CH 83 2-2 ③ G1-4-3			S SI 94 F SI 94 B SI 95 S FF 95 1-3 ① K	4	0	0	0	0	2	1
28 Jayson Werth, R (1, 9) OBP: 0.367, SLG: 0.485		C FF 90 B FF 90 C FF 91 F FF 93 B SL 81 X SI 92 2-2 1B		C SL 80 C CH 82 B FF 92 F FF 93 B CH 82 F CH 82 1 SAFE B SL 81 F SL 81 3-2 X SI 93 7 G5-4-3 1-2 1B			B SL 80 B CH 82 C FF 91 C SL 80 S CH 84 2-3 ① K		C FF 92 C FF 92 S SL 84 0-3 ② K	4	0	2	0	0	2	0
7 Pedro Feliz, R (1, 5) OBP: 0.330, SLG: 0.406		C SI 91 1 SAFE B SL 80 X SL 80 1-1 ③ L5		F CH 83 B CH 81 X SI 92 1-1 ② ③ G5-4-3 1-2f			B FF 91 C SI 91 X FF 91 1-1 ② L9		C FC 91 F FC 91 S SL 84 0-3 ③ K	4	0	0	0	0	1	3
Carlos Ruiz, R (1, 2) OBP: 0.326, SLG: 0.362			C SL 78 B FF 90 X FF 91 1-1 ① F8		C SI 90 B SI 90 C CH 84 B FF 93 F SI 92 F FF 92 X SI 92 2-2 ① F9		B SI 90 F SI 90 B FF 92 C CH 82 X SL 80 2-2 ③ F8			3	0	0	0	0	0	0
56 Joe Blanton, R (1, 1) OBP: 0.150, SLG: 0.056 10 Ben Francisco, R (8, PH) OBP: 0.332, SLG: 0.435 46 Ryan Madson, L (8, 1) 54 Brad Lidge, R (9, 1)			C FF 90 C FF 91 F FF 92 S SL 80 0-3 ② K		C FF 91 S SL 81 S SL 78 0-3 ② K			C SL 76 F SL 81 B FF 91 B SL 84 X FF 91 2-2 11 SH2-4 2B		2 1 0 0	0 0 0 0	0 1 0 0	0 0 0 0	2 0 0 0	0 0 0 0	0 0 0 0
Inning Stats	R: 0 E: 0 K: 0 S: 6 H: 0 LOB: 0 BB: 0 P: 7	R: 0 E: 0 K: 0 S: 13 H: 1 LOB: 1 BB: 0 P: 18	R: 0 E: 0 K: 1 S: 7 H: 0 LOB: 0 BB: 0 P: 8	R: 2 E: 0 K: 1 S: 18 H: 3 LOB: 1 BB: 1 P: 27	R: 0 E: 0 K: 2 S: 13 H: 1 LOB: 1 BB: 0 P: 15	R: 0 E: 0 K: 1 S: 9 H: 0 LOB: 0 BB: 0 P: 15	R: 0 E: 0 K: 1 S: 8 H: 0 LOB: 0 BB: 0 P: 13	R: 0 E: 0 K: 0 S: 9 H: 1 LOB: 1 BB: 0 P: 14	R: 1 E: 0 K: 3 S: 11 H: 1 LOB: 0 BB: 0 P: 14	1B: 3 2B: 2 3B: 0 HR: 2 SF: 0 SAC: 1 DP: 1 HBP: 0						WP: 0 PB: 0 SB: 0 CS: 0 PA: 34	

	AB	32
	R	3
	H	7
	RBI	3
	BB	1
	SO	9
	LOB	7

PITCHER		IP	WLS	BF	H	R	ER	SO	BB	IBB	HBP	BLK	WP	HR	S	P	ERA	WHIP
49 Jair Jurrjens, R ERA: 2.99	(1, 1)	7.0		26	5	2	2	6	1	0	0	0	0	1	74	103	2.57	0.857
51 Michael Gonzalez, L ERA: 2.67	(8, 1)	1.0		4	1	0	0	0	0	0	0	0	0	0	9	14	0.00	1.000
Rafael Soriano, R ERA: 2.55	(9, 1)	1.0	L	4	1	1	1	3	0	0	0	0	0	1	11	14	9.00	1.000

PITCHER		IP	WLS	BF	H	R	ER	SO	BB	IBB	HBP	BLK	WP	HR	S	P	ERA	WHIP

Philadelphia Phillies @ Atlanta Braves

Turner Field, Atlanta, GA

Fri Aug 14 2009, 7:30 PM EDT
Att. 37,639 - Partly Cloudy - 86 F

BOTTOM

Batter	1	2	3	4	5	6	7	8	9	AB	R	H	RBI	BB	SO	LOB
13 Nate McLouth, L (1, 8) OBP: 0.346, SLG: 0.443	B FF 88 C FF 87 X CH 81 1-1 10 1B 2B		C FF 88 B FF 89 B SL 81 X CU 74 2-1 ② F8		B CH 80 B SI 88 X SL 81 2-0 10 G4-3 14 SH1-4 1B		C CU 73 B FF 89 B FF 90 C FF 89 C SI 89 2-3 ② K		X FF 95 0-0 ③ F7	5	1	2	0	0	1	2
14 Martín Prado, R (1, 4) OBP: 0.364, SLG: 0.475	L SL 82 L SI 88 B FF 89 X CH 82 1-2 ① G6-3		C FF 88 B SL 81 X SI 89 1-1 10 1B 1B		1 SAFE X FF 88 0-0 ① SH1-4 1-2		B CU 75 C SI 88 X FF 89 1-1 ③ G5-3			3	0	1	0	0	0	1
10 Chipper Jones, S (1, 5) OBP: 0.411, SLG: 0.494	B FF 90 B SL 83 S CH 83 X FF 90 2-1 16 G4-6-3 2-H 1B		B FF 90 X FF 88 1-0 1-3 1B		B FF 90 X CH 82 1-0 ② G4-3 2-3			X CH 85 0-0 ① F9		4	0	2	1	0	0	1
16 Brian McCann, L (1, 2) OBP: 0.358, SLG: 0.484	C FF 89 F SI 88 X CH 82 0-2 ②③ G4-6-3 1-2f		S FF 89 B FF 91 X FF 90 1-1 ③ F9		X FF 91 0-0 ③ F8			B FF 95 F FF 95 S FC 91 X FC 91 1-2 ② P6		4	0	0	0	0	0	4
18 Garret Anderson, L (1, 7) OBP: 0.312, SLG: 0.432		C FF 87 B SI 87 S CH 82 X CH 82 1-2 ① F9		C FF 89 B FF 87 B FF 90 X CH 82 2-1 ① G3		B CU 73 C CH 80 B FF 88 C CU 72 X FF 88 2-2 ① F8		X FF 95 0-0 ③ F8		4	0	0	0	0	0	0
19 Yunel Escobar, R (1, 6) OBP: 0.371, SLG: 0.457		C CH 83 B SL 84 B FF 89 B FF 89 S FF 89 X SI 88 3-2 ② F8		B FF 89 B FF 89 X SL 82 2-0 E5 25 2B		B CH 81 C CH 82 B SL 84 X SL 82 2-1 ② P6			C SL 86 F FF 95 B FF 87 X FF 95 1-2 ① F9	4	1	0	0	0	0	0
22 Adam LaRoche, L (1, 3) OBP: 0.343, SLG: 0.467 23 Matt Diaz, R (9, PR) OBP: 0.352, SLG: 0.442		S CH 83 F FF 91 B FF 91 B CH 82 X FF 90 2-2 1B		B SL 83 C CH 83 B SL 82 F FF 89 S FF 89 2-3 ② K		B FF 88 B CU 75 B CH 83 B SI 87 4-0 BB			B FF 86 S FF 85 B FF 95 X FF 95 2-1 25 S 1B	3 0	0 0	2 0	0 0	1 0	1 0	1 0
25 Ryan Church, L (1, 9) OBP: 0.346, SLG: 0.389		C CH 82 F SI 88 B FF 90 F CU 73 X SL 82 1-2 ③ F8		C CU 74 X FF 90 0-1 1-H 2B		B CH 82 B CH 81 C FF 88 C SI 88 X CH 82 2-2 ③ G4-3			B SL 86 S SL 86 B FF 96 F FF 87 S FF 96 2-3 ② K 1-2	4	0	1	1	0	1	3
49 Jair Jurrjens, R (1, 1) OBP: 0.196, SLG: 0.167 2 Kelly Johnson, L (7, PH) OBP: 0.300, SLG: 0.406 51 Michael Gonzalez, R (8, 1) Rafael Soriano, R (9, 1) 20 Greg Norton, S (9, PH) OBP: 0.315, SLG: 0.172 4 Omar Infante, R (9, PR) OBP: 0.384, SLG: 0.422			F FF 87 X SL 80 0-1 ① G6-3		C SL 81 B SI 88 C FF 88 B FF 90 X SL 82 2-2 ③ F9		C SI 87 B FC 85 F FF 90 F CU 74 B CH 81 B FF 90 F FF 88 X CH 81 3-2 ① G1-3		B FF 87 F FF 94 B FF 94 D FF 87 B FF 86 4-1 BB	2 1 0 0 0 0	0 0 0 0 0 0	0 0 0 0 0 0	0 0 0 0 1 0	0 0 0 0 0 0	0 0 0 0 0 0	1 0 0 0 0 0
Inning Stats	R: 1 E: 0 K: 0 S: 10 H: 2 LOB: 0 BB: 0 P: 14	R: 0 E: 0 K: 0 S: 13 H: 1 LOB: 1 BB: 0 P: 20	R: 0 E: 0 K: 0 S: 9 H: 2 LOB: 2 BB: 0 P: 14	R: 1 E: 1 K: 1 S: 11 H: 1 LOB: 1 BB: 0 P: 19	R: 0 E: 0 K: 0 S: 4 H: 1 LOB: 1 BB: 0 P: 7	R: 0 E: 0 K: 0 S: 8 H: 0 LOB: 1 BB: 1 P: 18	R: 0 E: 0 K: 1 S: 10 H: 0 LOB: 0 BB: 0 P: 16	R: 0 E: 0 K: 0 S: 5 H: 0 LOB: 0 BB: 0 P: 6	R: 0 E: 0 K: 1 S: 10 H: 1 LOB: 2 BB: 1 P: 19	1B: 6 2B: 2 3B: 0 HR: 0 SF: 0 SAC: 1 DP: 1 HBP: 0						

livebaseballscorecards.com

AB	34
R	2
H	8
RBI	2
BB	2
SO	3
LOB	13

WP: 0 PB: 0 SB: 1 CS: 0 PA: 37

PITCHER		IP	WLS	BF	H	R	ER	SO	BB	IBB	HBP	BLK	WP	HR	S	P	ERA	WHIP
56 Joe Blanton, R ERA: 3.88	(1, 1)	7.0		29	7	2	1	2	1	0	0	0	0	0	65	108	1.29	1.143
46 Ryan Madson, R ERA: 3.02	(8, 1)	1.0	W	3	0	0	0	0	0	0	0	0	0	0	5	6	0.00	0.000
54 Brad Lidge, R ERA: 7.12	(9, 1)	1.0	S	5	1	0	0	1	1	0	0	0	0	0	10	19	0.00	2.000

PITCHER	IP	WLS	BF	H	R	ER	SO	BB	IBB	HBP	BLK	WP	HR	S	P	ERA	WHIP

Philadelphia Phillies @ Atlanta Braves

Turner Field, Atlanta, GA

Sat Aug 15 2009, 4:00 PM EDT
Att. 44,043 - Partly Cloudy - 86 F

livebaseballscorecards.com

Batter	1	2	3	4	5	6	7	8	9	AB	R	H	RBI	BB	SO	LOB
11 Jimmy Rollins, S (1, 6) OBP: 0.292, SLG: 0.414	X FF 90 0-0 ① P5		C FF 90 X FO 85 0-1 ③ G3		B FC 86 X CU 70 1-0 ③ G5-3		B SI 90 D CH 84 X FF 91 2-0 ③ G4-3			4	0	0	0	0	0	4
8 Shane Victorino, S (1, 8) OBP: 0.376, SLG: 0.477	B FF 90 X FF 90 1-0 ② G1-3			B SI 91 C FF 90 F FO 86 F FO 85 X FO 84 1-2 6 G4-3 3B		C FF 89 X CU 69 0-1 ① F9		B FF 90 B CH 86 B FO 90 B FF 89 4-0 26 E 26 S BB		3	1	1	0	1	0	0
26 Chase Utley, L (1, 4) OBP: 0.416, SLG: 0.531	C FF 90 B FF 90 B SI 90 B CU 68 T SI 90 F FF 90 X FF 90 3-2 ③ F7			B FF 90 C CU 72 D F FF 91 X FC 88 2-2 ① F7		C FO 85 C FF 88 B FO 83 B FC 85 B FO 85 X FC 86 3-2 ② F9		1 SAFE B FF 93 1 SAFE C FF 92 1 SAFE B SL 83 B SL 84 X FF 94 3-1 ① G3 1-3		4	0	0	0	0	0	2
6 Ryan Howard, L (1, 3) OBP: 0.347, SLG: 0.530		F SI 91 B FO 83 X FO 84 1-1 ① F7		B SI 92 X FO 86 1-0 ② G4-3 3-H		C FC 86 S FO 86 X FO 85 0-2 ③ G6-3		S FF 94 F FF 94 B FF 94 F FF 95 S FF 96 1-3 ② K		4	0	0	1	0	1	1
28 Jayson Werth, R (1, 9) OBP: 0.369, SLG: 0.491		C FF 91 B FF 91 C FF 91 F FF 91 B CU 67 X SI 91 2-2 ② G6-3		B CU 70 X SI 91 1-0 ③ F8			B SI 90 B FO 84 X SI 90 2-0 HR	I IN 62 I IN 64 I IN 65 I IN 63 4-0 IBB		3	1	1	1	1	0	0
29 Raul Ibanez, L (1, 7) OBP: 0.358, SLG: 0.604		C FO 84 B CU 71 X FF 91 1-1 ③ G1-3			B CU 65 B FF 90 X FF 90 2-0 7 3B 2B		X SI 90 0-0 7 FC1-5 2B	B SL 83 B FF 93 S SL 79 C FF 94 X FF 96 2-2 ③ G4-3		4	1	2	0	0	0	2
7 Pedro Feliz, R (1, 5) OBP: 0.329, SLG: 0.410			C FO 84 F FF 91 B FO 83 X FF 91 1-2 ① G5-3		B FF 91 C SI 91 X FO 85 1-1 2-H 3B		B CU 70 B FF 90 C FC 86 C FF 90 X FF 90 2-2 ① FC1-5 2B 2-3		C SI 91 X SI 91 0-1 ① G6-3	4	0	1	1	0	0	1
Carlos Ruiz, R (1, 2) OBP: 0.328, SLG: 0.369			X FF 91 0-0 35 FC1-6 1B		C CU 71 X FF 92 0-1 ① G6-3		1 SAFE B FF 90 X FF 91 1-0 1-3 2B		B SI 91 X SI 91 1-0 ② G4-3	4	0	2	0	0	0	1
35 Cole Hamels, L (1, 1) OBP: 0.171, SLG: 0.225 19 Greg Dobbs, L (7, PH) OBP: 0.304, SLG: 0.410 10 Ben Francisco, R (7, PH) OBP: 0.332, SLG: 0.433 47 Scott Eyre, L (7, 1) 37 Chad Durbin, R (7, 1) OBP: 0.200, SLG: 0.200 46 Ryan Madson, L (8, 1) 12 Matt Stairs, L (9, PH) OBP: 0.357, SLG: 0.388 54 Brad Lidge, R (9, 1)			X FF 90 0-0 ② FC1-6 1-2f		F FF 91 C CU 68 S FO 85 0-3 ② K		B CH 81 S CH 82 C CH 83 F FF 91 B CH 84 B CH 83 S CH 84 3-3 ② K		B SI 92 F SI 91 C SI 91 S CH 82 1-3 ③ K	2 0 1 0 0 0 0 1 0	0 0 0 0 0 0 0 0 0	0 0 0 0 0 0 0 0 0	0 0 0 0 0 0 0 0 0	0 0 0 0 0 0 0 1 0	1 0 1 0 0 0 0 0 1	2 0 2 0 0 0 0 0 0

	AB	34
	R	3
	H	7
	RBI	3
	BB	2
	SO	4
	LOB	15

Inning Stats																		
	R: 0	H: 0	R: 0	H: 0	R: 0	H: 1	R: 1	H: 1	R: 1	H: 2	R: 0	H: 0	R: 1	H: 3	R: 0	H: 0	R: 0	H: 0
	E: 0	LOB: 0	E: 0	LOB: 0	E: 0	LOB: 1	E: 0	LOB: 0	E: 0	LOB: 2	E: 0	LOB: 0	E: 0	LOB: 2	E: 0	LOB: 2	E: 0	LOB: 0
	K: 0	BB: 0	K: 0	BB: 0	K: 0	BB: 0	K: 0	BB: 0	K: 1	BB: 0	K: 0	BB: 0	K: 1	BB: 0	K: 1	BB: 2	K: 1	BB: 0
	S: 6	P: 10	S: 8	P: 12	S: 7	P: 8	S: 9	P: 14	S: 9	P: 13	S: 8	P: 11	S: 11	P: 21	S: 9	P: 23	S: 6	P: 8

	1B: 1	SF: 0	WP: 0	PA: 36
	2B: 3	SAC: 0	PB: 0	
	3B: 2	DP: 0	SB: 1	
	HR: 1	HBP: 0	CS: 0	

PITCHER		IP	WLS	BF	H	R	ER	SO	BB	IBB	HBP	BLK	WP	HR	S	P	ERA	WHIP
11 Kenshin Kawakami, R ERA: 4.13	(1, 1)	6.1		26	7	3	3	1	0	0	0	0	0	1	53	79	4.26	1.105
34 Eric O'Flaherty, L ERA: 3.46	(7, 1)	0.2		2	0	0	0	1	0	0	0	0	0	0	5	10	0.00	0.000
51 Michael Gonzalez, L ERA: 2.62	(8, 1)	1.0		5	0	0	0	1	1	1	0	0	0	0	9	23	0.00	1.000
58 Peter Moylan, R ERA: 3.27	(9, 1)	1.0	W	3	0	0	0	1	0	0	0	0	0	0	6	8	0.00	0.000

PITCHER		IP	WLS	BF	H	R	ER	SO	BB	IBB	HBP	BLK	WP	HR	S	P	ERA	WHIP

BOTTOM

Philadelphia Phillies @ Atlanta Braves

Turner Field, Atlanta, GA

Sat Aug 15 2009, 4:00 PM EDT
Att. 44,043 - Partly Cloudy - 86 F

Batter	1	2	3	4	5	6	7	8	9	AB	R	H	RBI	BB	SO	LOB
13 Nate McLouth, L (1, 8) OBP: 0.346, SLG: 0.441 25 Ryan Church, L (5, PR) OBP: 0.344, SLG: 0.387 (6, 8)	B FF 89 X FF 90 1-0 G6-3 ①		X CU 76 0-0 G3 ①		B FF 86 C FF 89 B FF 90 S CH 80 B FF 91 F CH 82 B FF 91 4-2 BB		B FF 90 B FF 90 F SL 81 B FF 90 F FF 90 T SL 81 3-2 K ②		C SL 85 F FF 87 F FF 86 S SL 85 0-3 K ①	2 2	0 0	0 0	0 0	1 0	0 2	0 4
14 Martín Prado, R (1, 4) OBP: 0.361, SLG: 0.470 4 Omar Infante, R (6, 4) OBP: 0.386, SLG: 0.424	X FF 90 0-0 P6 ②		C FF 92 C CU 77 X CU 77 0-2 P3 ②		B CU 75 C CH 79 B FF 91 F FF 90 X CH 79 2-2 F8 ①		C SI 89 F SI 90 B FC 88 S SI 91 1-3 K ③		X FF 87 0-0 1-2 2-3 3-H 1B	3 2	0 0	0 1	0 1	0 0	0 1	1 1
10 Chipper Jones, S (1, 5) OBP: 0.414, SLG: 0.496	B CU 75 B FF 91 S FF 91 B FF 92 B CH 82 4-1 BB		F FF 92 B CH 82 X FF 93 1-1 16 HR 1B		F FF 88 B FF 90 X FF 90 1-1 F8 ②			X FC 92 0-0 16 G6-4-3 1B		3	1	2	0	1	0	1
16 Brian McCann, L (1, 2) OBP: 0.357, SLG: 0.490	F CH 80 F FF 91 B FF 90 F CH 81 F FF 92 B CU 78 F CU 78 1 SAFE B FF 92 3-2 P5 ③		B FF 90 C CU 76 B FF 93 X FF 92 2-1 1-H HR		B FF 88 B FF 89 B FF 89 C CH 76 C FF 90 F CU 77 F CH 81 F CH 80 F FF 91 3-3 C CU 77 K ③			F SI 94 F FF 95 X FF 95 0-2 1-2f G6-4-3 ①②		4	1	1	2	0	1	3
19 Yunel Escobar, R (1, 6) OBP: 0.368, SLG: 0.452		X 0-0 G6-3 ①	B FF 93 B CU 77 F CH 82 X CH 83 2-1 F8 ③			B CU 73 B CU 74 S CH 79 C FF 89 F FF 90 B CU 75 X FF 91 3-2 L3 ①		C FF 95 B FF 95 F CH 84 F CH 84 X FF 96 1-2 G6-3 ③		4	0	0	0	0	0	0
18 Garret Anderson, L (1, 7) OBP: 0.311, SLG: 0.429		C FF 91 B FF 90 X CH 83 1-1 P6 ②		C CH 80 B CU 76 B CU 75 X FF 92 2-1 G3 ①		X FF 89 0-0 G4-3 ②			B FF 95 F FF 96 S SL 86 X FF 87 1-2 23 SH 23 E 1B	4	1	1	0	0	0	0
23 Matt Diaz, R (1, 9) OBP: 0.356, SLG: 0.443		B FF 92 S FF 92 F FF 93 X FF 91 1-2 22 S 1B	S CH 80 B CH 81 B FF 93 S CU 76 B FF 92 B FF 93 4-2 BB			B CU 74 C FF 91 F CU 75 X CU 75 1-2 G6-3 ③			X FF 94 0-0 SH 1-H 4 1B	2	1	1	0	1	0	0
22 Adam LaRoche, L (1, 3) OBP: 0.347, SLG: 0.467		1 SAFE B FF 91 F CH 82 B CU 77 B FF 92 C FF 92 B FF 93 4-2 1-2 BB	S FF 91 1 SAFE B FF 91 C CH 81 F CH 80 F CU 78 1 SAFE B FF 91 F FF 92 2-3 F CH 82 S CH 80 K ②				B SL 79 B FF 91 X FF 91 2-0 33 SH1-4 1B		I IN 72 I IN 77 I IN 77 I IN 76 4-0 4 1B 20 BB IBB	2	0	1	0	2	1	1
11 Kenshin Kawakami, R (1, 1) OBP: 0.189, SLG: 0.118 34 Eric O'Flaherty, L (7, 1) 33 Javier Vazquez, R (7, PH) OBP: 0.208, SLG: 0.222 51 Michael Gonzalez, R (8, 1) 58 Peter Moylan, R (9, 1) 20 Greg Norton, S (9, PH) OBP: 0.324, SLG: 0.172		X CH 82 0-0 G5-3 ③	C FF 91 B FF 92 B FF 92 X FF 92 2-1 G6-3 ③				L FF 90 1 SAFE X FF 90 0-1 SH1-4 ① 1-2		B SL 84 B FF 94 B SL 86 B FF 94 4-0 4 1B 1-2 BB	2 0 0 0 0 0	0 0 0 0 0 0	0 0 0 0 0 1	0 0 0 0 0 0	0 0 0 0 0 0	0 0 0 0 0 0	3 0 0 0 0 0

Inning Stats	1	2	3	4	5	6	7	8	9
	R: 0 E: 0 K: 0 S: 13 H: 0 LOB: 1 BB: 1 P: 21	R: 0 E: 0 K: 0 S: 9 H: 1 LOB: 2 BB: 1 P: 15	R: 2 E: 0 K: 0 S: 10 H: 2 LOB: 0 BB: 0 P: 15	R: 0 E: 0 K: 1 S: 13 H: 0 LOB: 1 BB: 1 P: 23	R: 0 E: 0 K: 1 S: 15 H: 0 LOB: 1 BB: 1 P: 25	R: 0 E: 0 K: 0 S: 8 H: 0 LOB: 0 BB: 0 P: 12	R: 0 E: 0 K: 2 S: 9 H: 1 LOB: 1 BB: 0 P: 15	R: 0 E: 0 K: 0 S: 8 H: 1 LOB: 0 BB: 0 P: 9	R: 2 E: 1 K: 1 S: 9 H: 2 LOB: 3 BB: 2 P: 18

1B: 6	SF: 0	WP: 0
2B: 0	SAC: 2	PB: 0
3B: 0	DP: 1	SB: 1
HR: 1	HBP: 0	CS: 0

PA: 38

livebaseballscorecards.com

	AB	30
	R	4
	H	7
	RBI	3
	BB	6
	SO	5
	LOB	14

PITCHER		IP	WLS	BF	H	R	ER	SO	BB	IBB	HBP	BLK	WP	HR	S	P	ERA	WHIP
35 Cole Hamels, L ERA: 4.69	(1, 1)	6.0		25	3	2	2	2	4	0	0	0	0	1	68	111	3.00	1.167
47 Scott Eyre, L ERA: 1.75	(7, 1)	0.2	H	3	1	0	0	1	0	0	0	0	0	0	6	11	0.00	1.500
37 Chad Durbin, R ERA: 4.76	(7, 1)	0.1	H	1	0	0	0	1	0	0	0	0	0	0	3	4	0.00	0.000
46 Ryan Madson, R ERA: 2.97	(8, 1)	1.0	H	3	1	0	0	0	0	0	0	0	0	0	8	9	0.00	1.000
54 Brad Lidge, R ERA: 7.27	(9, 1)	0.1	L	6	2	2	1	1	1	1	0	0	0	0	9	18	27.00	9.000

PITCHER	IP	WLS	BF	H	R	ER	SO	BB	IBB	HBP	BLK	WP	HR	S	P	ERA	WHIP

Philadelphia Phillies @ Atlanta Braves

Turner Field, Atlanta, GA

Sun Aug 16 2009, 8:00 PM EDT

Att. 25,215 - Cloudy - 72 F

livebaseballscorecards.com

Batter	1	2	3	4	5	6	7	8	9	AB	R	H	RBI	BB	SO	LOB
11 Jimmy Rollins, S (1, 6) OBP: 0.291, SLG: 0.412	B SI 91 X SI 90 1-0 ① F9		C FF 91 B SI 92 X SL 86 1-1 ③ F8			C CU 74 X FF 84 0-1 8 1B 6 HR 1B	B SL 83 C SL 83 C FF 91 X CH 78 1-2 ③ P4			4	1	1	0	0	0	1
8 Shane Victorino, S (1, 8) OBP: 0.377, SLG: 0.479	C SI 91 X CU 74 0-1 26 L6 2B			B FF 91 B SI 92 F SI 90 B FF 91 F FF 92 F SI 92 S FF 91 3-3 ① K		B FF 90 1 SAFE 1 SAFE B SI 90 B SI 91 C SI 90 X SI 90 3-1 6 HR 1B 1-2		X SI 89 0-0 ① P4		4	1	2	0	0	1	0
26 Chase Utley, L (1, 4) OBP: 0.414, SLG: 0.527	X FF 92 0-0 ②③ L6 2-2			B FF 91 B SL 79 C SL 83 C SL 82 S CH 82 2-3 ② K		B SL 78 F CU 77 C SL 84 F CH 78 S CH 83 1-3 ① K		B FF 90 F FF 90 B SL 83 B SL 81 B FF 91 4-1 28 L4-6 6 1B BB		3	0	0	0	1	2	3
6 Ryan Howard, L (1, 3) OBP: 0.352, SLG: 0.547		C SL 79 X FF 92 0-1 HR		S FF 92 B CU 72 B CH 80 C CU 75 B CH 80 B FF 93 4-2 BB		B CU 76 X CH 81 1-0 1-H 2-H HR		1 SAFE X FF 90 0-0 1-2 1B		3	2	3	4	1	0	0
28 Jayson Werth, R (1, 9) OBP: 0.366, SLG: 0.487		C SI 92 F SI 93 F SL 85 S SL 83 0-3 ① K2-3		C CU 76 B CU 76 B SL 82 B SL 84 C FF 92 X SI 94 3-2 ③ G6-3		C SL 82 B SI 91 T SI 91 B CU 70 F FF 92 F CU 73 B SL 82 S SL 84 3-3 ② K		C SI 90 B CH 83 C FF 91 F FF 91 B CH 84 B CH 84 X FF 91 3-2 ②③ L4-6 2-2		4	0	0	0	0	2	3
29 Raul Ibanez, L (1, 7) OBP: 0.354, SLG: 0.597		C FF 92 F SI 93 B CH 79 B CH 78 S CH 83 2-3 ② K			C SL 83 F CU 78 F CH 82 S CH 80 0-3 ① K	C FF 85 B CU 78 X FF 91 1-1 ③ F7			B SI 91 F CH 80 X CH 81 1-1 ① F8	4	0	0	0	0	2	0
7 Pedro Feliz, R (1, 5) OBP: 0.328, SLG: 0.408		C SI 93 B FF 93 C SI 94 F SI 94 X SI 93 1-2 ③ G5-3			C CU 76 B SL 86 F FF 93 X FF 93 1-2 FC4-6 1B		X SL 76 0-0 ① G5-3		C SI 92 C SI 93 S CU 80 0-3 ② K	4	0	1	0	0	1	0
Carlos Ruiz, R (1, 2) OBP: 0.324, SLG: 0.363			B SL 82 B SL 84 C SI 91 X SI 92 2-1 ① G1-3		F FF 92 C SI 91 X CU 76 0-2 ② FC4-6 1-2f		B SI 87 C SL 80 B SL 76 C SL 83 X SL 82 2-2 ② G6-3		C CU 79 S CU 80 F SI 94 B CU 80 X FF 92 1-2 ③ G4-3	4	0	0	0	0	0	1
43 J.A. Happ, L (1, 1) OBP: 0.121, SLG: 0.125 46 Ryan Madson, L (8, 1) 47 Scott Eyre, L (9, 1) 54 Brad Lidge, R (9, 1)			X SI 92 0-0 ② G3		C CH 80 B CH 80 B CH 82 X FF 92 2-1 ③ G1-3		B FF 89 B FF 90 B SI 88 B FF 87 4-0 BB			2 0 0 0	0 0 0 0	0 0 0 0	0 0 0 0	1 0 0 0	0 0 0 0	1 0 0 0

Inning Stats										
	R: 0 E: 0 K: 0 S: 4	H: 1 LOB: 0 BB: 0 P: 5	R: 1 E: 0 K: 2 S: 13	H: 1 LOB: 0 BB: 0 P: 16	R: 0 E: 0 K: 0 S: 5	H: 0 LOB: 0 BB: 0 P: 8	R: 0 E: 0 K: 2 S: 12	H: 0 LOB: 1 BB: 1 P: 24	R: 0 E: 0 K: 1 S: 12	H: 1 LOB: 1 BB: 0 P: 15
	R: 3 E: 0 K: 2 S: 16	H: 3 LOB: 0 BB: 0 P: 25	R: 0 E: 0 K: 0 S: 7	H: 0 LOB: 1 BB: 1 P: 14	R: 0 E: 0 K: 0 S: 7	H: 1 LOB: 1 BB: 1 P: 14	R: 0 E: 0 K: 1 S: 9	H: 0 LOB: 0 BB: 0 P: 11	1B: 4 2B: 3 3B: 0 HR: 2	SF: 0 SAC: 0 DP: 2 HBP: 0

WP: 0 PB: 0 SB: 0 CS: 0 PA: 35

PITCHER		IP	WLS	BF	H	R	ER	SO	BB	IBB	HBP	BLK	WP	HR	S	P	ERA	WHIP
33 Javier Vazquez, R ERA: 2.99	(1, 1)	7.0	L	28	6	4	4	7	2	0	0	0	0	2	69	107	5.14	1.143
34 Eric O'Flaherty, L ERA: 3.38	(8, 1)	1.0		4	1	0	0	0	1	0	0	0	0	0	7	14	0.00	2.000
54 Kris Medlen, R ERA: 4.4	(9, 1)	1.0		3	0	0	0	1	0	0	0	0	0	0	9	11	0.00	0.000

PITCHER	IP	WLS	BF	H	R	ER	SO	BB	IBB	HBP	BLK	WP	HR	S	P	ERA	WHIP

AB	32
R	4
H	7
RBI	4
BB	3
SO	8
LOB	9

BOTTOM

Philadelphia Phillies @ Atlanta Braves

Turner Field, Atlanta, GA

Sun Aug 16 2009, 8:00 PM EDT

Att. 25,215 - Cloudy - 72 F

livebaseballscorecards.com

Batter	1	2	3	4	5	6	7	8	9	AB	R	H	RBI	BB	SO	LOB
4 Omar Infante, R (1, 4) OBP: 0.387, SLG: 0.411	B FF 88 B FF 89 F FF 89 X FF 90 2-1 ① G5-3		B SL 81 B CH 80 B FF 90 B FF 88 4-0 18 FC4-6 BB		C FF 90 B SL 83 B FF 90 B FF 90 B FF 91 4-1 BB		B FF 90 C FF 89 F CH 80 X CU 73 1-2 ① F7		B FF 93 C FF 93 X FF 94 1-1 ③ P4	3	0	0	0	2	0	2
18 Garret Anderson, L (1, 7) OBP: 0.311, SLG: 0.426	S SL 83 H FF 90 1-1 16 2B HBP		C FF 90 F FF 89 B FF 89 B CU 75 X CH 80 2-2 ① FC4-6 10 G5-4-3 1-2f		B SL 84 1 SAFE 1 SAFE X FF 89 1-0 ③ G4-3		X SL 83 0-0 ②③ G3-6-3 1-2f			3	0	0	0	0	0	3
10 Chipper Jones, S (1, 5) OBP: 0.410, SLG: 0.490	B FF 89 X CH 81 1-0 ② F7		X CH 82 0-0 ②③ G5-4-3 1-2f			B FF 89 B FF 89 C FF 89 B FF 89 F FF 89 S FF 90 3-3 ① K	B CH 80 X FF 89 1-0 ① F8			4	0	0	0	0	1	2
16 Brian McCann, L (1, 2) OBP: 0.358, SLG: 0.491	B FF 90 B SL 84 F SL 84 X FF 90 2-1 1-3 2B			X SL 81 0-0 ① G3-1		B FF 90 B FF 90 F FF 89 B FF 90 B FF 89 4-1 22 BB 23 1B BB	C FF 90 B CU 75 B SL 82 F FF 90 F FF 90 X FF 91 2-2 ② G4-3			3	0	1	0	1	0	0
19 Yunel Escobar, R (1, 6) OBP: 0.367, SLG: 0.449	C CH 82 B FF 90 F FF 91 B SL 86 S FF 92 2-3 ③ K			C FF 89 S FF 90 S FF 89 0-3 ② K		B FF 90 F FF 89 F FF 91 X CH 80 2-1 ② F8	C FF 95 B CH 86 B FF 94 X FF 95 2-1 1B			4	0	1	0	0	2	3
23 Matt Diaz, R (1, 9) OBP: 0.358, SLG: 0.457		F FF 89 X SL 82 0-1 ① G5-3		B SL 84 X CH 81 1-0 HR		B FF 91 X FF 90 1-0 1-2 22 BB 1B	B FF 96 S FF 95 F FF 97 S CH 86 1-3 ③ K			4	1	2	1	0	1	1
22 Adam LaRoche, L (1, 3) OBP: 0.346, SLG: 0.464		C FF 89 B SL 84 X SL 83 1-1 ② L3		C FF 91 B FF 90 S CU 75 B CU 76 F FF 90 F FF 92 F FF 90 X CU 75 2-2 ③ F7		B FF 90 B SL 83 B FF 91 C FF 91 S FF 91 B SL 83 4-2 1-2 2-3 BB		C FF 91 X SL 78 0-1 ① G3	3	0	0	0	1	0	0
25 Ryan Church, L (1, 8) OBP: 0.343, SLG: 0.383		B FF 89 B SL 83 B FF 89 B FF 90 4-0 BB			C FF 89 B FF 89 B FF 90 F FF 90 F SL 82 X FF 90 2-2 ① G3	C FF 92 F FF 92 B FF 92 B SL 84 X FF 92 2-2 ③ F7			B FF 91 C FF 90 B FF 90 X FF 91 2-1 ② F8	3	0	0	0	1	0	3
33 Javier Vazquez, R (1, 1) OBP: 0.200, SLG: 0.213 14 Martín Prado, R (7, PH) OBP: 0.363, SLG: 0.470 34 Eric O'Flaherty, L (8, 1) 54 Kris Medlen, S (9, 1) 20 Greg Norton, S (9, PH) OBP: 0.333, SLG: 0.172		C FF 90 B SL 82 X FF 90 1-1 ③ L5			C FF 89 B CH 81 S CH 80 X CH 81 1-2 ② G6-3		B FF 88 B FF 89 C FF 88 B FF 89 C FF 87 B FF 90 4-2 18 G3-6-3 BB		C FF 91 B CH 81 B FF 91 S FF 90 B SL 81 F FF 91 B FF 90 4-2 BB	2 0 0 0 0 0	0 0 0 0 0 0	0 0 0 0 0 0	0 0 0 0 0 0	0 1 0 0 0 1	0 0 0 0 0 0	1 0 0 0 0 0
Inning Stats	R: 0 E: 0 K: 1 S: 9 H: 1 LOB: 2 BB: 0 P: 17	R: 0 E: 0 K: 0 S: 6 H: 0 LOB: 1 BB: 1 P: 12	R: 0 E: 0 K: 0 S: 4 H: 0 LOB: 0 BB: 1 P: 10	R: 1 E: 0 K: 1 S: 11 H: 1 LOB: 0 BB: 0 P: 14	R: 0 E: 0 K: 0 S: 9 H: 0 LOB: 1 BB: 1 P: 17	R: 0 E: 0 K: 1 S: 12 H: 1 LOB: 3 BB: 2 P: 28	R: 0 E: 0 K: 0 S: 6 H: 0 LOB: 0 BB: 1 P: 11	R: 0 E: 0 K: 1 S: 10 H: 1 LOB: 1 BB: 0 P: 16	R: 0 E: 0 K: 0 S: 9 H: 0 LOB: 1 BB: 1 P: 16	1B: 2 2B: 1 3B: 0 HR: 1 SF: 0 SAC: 0 DP: 2 HBP: 1						WP: 0 PB: 0 SB: 0 CS: 0 PA: 37	

	AB	29
	R	1
	H	4
	RBI	1
	BB	7
	SO	4
	LOB	15

PITCHER		IP	WLS	BF	H	R	ER	SO	BB	IBB	HBP	BLK	WP	HR	S	P	ERA	WHIP
43 J.A. Happ, L ERA: 2.66	(1, 1)	7.2	W	31	3	1	1	3	6	0	1	0	0	1	62	117	1.17	1.174
46 Ryan Madson, R ERA: 2.95	(8, 1)	0.1	H	2	1	0	0	1	0	0	0	0	0	0	5	8	0.00	3.000
47 Scott Eyre, L ERA: 1.71	(9, 1)	0.2	H	3	0	0	0	0	1	0	0	0	0	0	7	13	0.00	1.500
54 Brad Lidge, R ERA: 7.21	(9, 1)	0.1	S	1	0	0	0	0	0	0	0	0	0	0	2	3	0.00	0.000

PITCHER	IP	WLS	BF	H	R	ER	SO	BB	IBB	HBP	BLK	WP	HR	S	P	ERA	WHIP

Batter	1	2	3	4	5	6	7	8	9	AB	R	H	RBI	BB	SO	LOB
6 Stephen Drew, L (1, 6) OBP: 0.329, SLG: 0.451	B FF 91 X FF 92 1-0 ① F9		B C B X 2-1 16 S 1B		B C B B F X 3-2 HR		F F B S 1-3 ① K	B X 1-0 ③ F8		5	1	2	1	0	1	2
16 Trent Oeltjen, L (1, 7) OBP: 0.326, SLG: 0.636	B F B X 2-1 E4 18 FC4		B S C B F S 2-3 ① K 1-2		C S S 0-3 ② K2-3		F C B B X 2-2 18 G6-3 27 HR 2B		C FF 92 S FF 94 S FF 94 0-3 ① K	5	1	1	0	0	3	1
18 Gerardo Parra, L (1, 8) OBP: 0.330, SLG: 0.427	1 SAFE C F F X 0-2 ② FC4 1-2f		B C X 1-1 ② P6		C X 0-1 27 1B 26 1B 1B		X 0-0 ② G6-3 2-3		B FF 93 F FF 94 S FF 94 B FF 94 B FF 94 X FF 93 3-2 4 HBP 27 BB 1B	5	1	2	0	0	0	3
27 Mark Reynolds, R (1, 5) OBP: 0.376, SLG: 0.605	B S B 1 C S SAFE 2-3 ③ K		B C B C S 2-3 ③ K		B X 1-0 26 1B 1-2 1B		X 0-0 3-H HR		B SL 79 B SL 79 B FF 92 B FF 92 4-0 4 HBP 1-2 BB	4	1	2	2	1	2	2
26 Miguel Montero, L (1, 2) OBP: 0.350, SLG: 0.498		F F S 0-3 ① K2-3		C S F B B F X 2-2 E1	B B C F X 2-2 1-2 2-H 1B		S B X 1-1 ③ G6-3		C SL 78 C SL 81 X SL 84 0-2 ② F7	5	0	1	1	0	1	2
18 Chad Tracy, L (1, 3) OBP: 0.291, SLG: 0.379 4 Rusty Ryal, R (8, PH) (8, 3) OBP: 0.533, SLG: 1.000		C B B F B F X 3-2 2B		X 0-0 ① F8	C S S 0-3 ③ K2-3			B C F F B X 2-2 ① F8	H FF 92 1-0 28 FC6-4 1-2 2-3 HBP	3 1	0 0	1 0	0 0	0 0	1 0	3 0
28 Alex Romero, L (1, 9) OBP: 0.343, SLG: 0.376		B C B C F X 2-2 ② F8		C X 0-1 ② F7		B F X 1-1 ① L6		B B B C B 4-1 11 FC5-4 BB	B FF 94 B FF 93 C FF 93 X FF 94 2-1 ③ FC6-4 1-2f	4	0	0	0	1	0	5
11 Augie Ojeda, S (1, 4) OBP: 0.345, SLG: 0.328 32 Esmerling Vasquez, R (8, 1)		B H 2-0 HBP		D F D X 2-1 ③ F8		X 0-0 ② F9		C B 1 SAFE F F B X 2-2 ② FC5-4 14 1B 1-2f		3 0	0 0	0 0	0 0	0 0	0 0	2 0
39 Max Scherzer, R (1, 1) OBP: 0.190, SLG: 0.220 29 Josh Whitesell, L (6, PH) OBP: 0.359, SLG: 0.301 35 Clay Zavada, L (6, 1) 55 Blaine Boyer, R (7, 1) 14 Ryan Roberts, R (8, PH) OBP: 0.368, SLG: 0.437 (8, 4)		B S X 1-1 ③ G4-3			C X 0-1 ① G5-3	C F F B C 1-3 ③ K		C F B B B X 3-2 1-2 1B		2 1 0 0 1	0 0 0 0 0	0 0 0 0 1	0 0 0 0 0	0 0 0 0 0	0 1 0 0 0	2 0 0 0 0
Inning Stats	R: 0 H: 0 E: 1 LOB: 1 K: 1 BB: 0 S: 10 P: 15	R: 0 H: 1 E: 0 LOB: 2 K: 1 BB: 0 S: 13 P: 21	R: 0 H: 1 E: 0 LOB: 1 K: 2 BB: 0 S: 11 P: 18	R: 0 H: 0 E: 1 LOB: 1 K: 0 BB: 0 S: 10 P: 14	R: 2 H: 4 E: 0 LOB: 2 K: 2 BB: 0 S: 17 P: 23	R: 0 H: 0 E: 0 LOB: 0 K: 1 BB: 0 S: 7 P: 9	R: 2 H: 2 E: 0 LOB: 0 K: 1 BB: 0 S: 10 P: 14	R: 0 H: 1 E: 0 LOB: 2 K: 0 BB: 1 S: 13 P: 25	R: 0 H: 1 E: 0 LOB: 3 K: 1 BB: 1 S: 11 P: 21	1B: 6 SF: 0 2B: 2 SAC: 0 3B: 0 DP: 0 HR: 2 HBP: 2						WP: 0 PA: 43 PB: 0 SB: 1 CS: 0

TOP

Arizona Diamondbacks @ Atlanta Braves

Turner Field, Atlanta, GA

Mon Aug 17 2009, 4:05 PM EDT
Att. 23,668 - Partly Cloudy - 86 F

livebaseballscorecards.com

AB	39
R	4
H	10
RBI	4
BB	2
SO	9
LOB	22

PITCHER		IP	WLS	BF	H	R	ER	SO	BB	IBB	HBP	BLK	WP	HR	S	P	ERA	WHIP
48 Tommy Hanson, R ERA: 3.05	(1, 1)	6.0	W	27	6	2	2	7	0	0	1	0	0	1	68	100	3.00	1.000
36 Boone Logan, L ERA: 5.25	(7, 1)	1.0		5	2	2	2	1	0	0	0	0	0	1	10	14	18.00	2.000
34 Eric O'Flaherty, L ERA: 3.29	(8, 1)	1.0		5	1	0	0	0	1	0	0	0	0	0	13	25	0.00	2.000
51 Michael Gonzalez, L ERA: 2.57	(9, 1)	1.0		6	1	0	0	1	1	0	1	0	0	0	11	21	0.00	2.000

PITCHER	IP	WLS	BF	H	R	ER	SO	BB	IBB	HBP	BLK	WP	HR	S	P	ERA	WHIP

BOTTOM

Arizona Diamondbacks @ Atlanta Braves

Turner Field, Atlanta, GA

Mon Aug 17 2009, 4:05 PM EDT
Att. 23,668 - Partly Cloudy - 86 F

livebaseballscorecards.com

Batter	1	2	3	4	5	6	7	8	9	AB	R	H	RBI	BB	SO	LOB
2 Kelly Johnson, L (1, 4) OBP: 0.296, SLG: 0.400	C C B X 1-2 ① F8		B X 1-0 ① G4-3 2-3	C F F B B C 2-3 ② K		F F F F F B F S 1-3 ③ K				4	0	0	0	0	2	1
23 Matt Diaz, R (1, 9) OBP: 0.360, SLG: 0.453	F B S S 1-3 ② K		F B H 2-1 19 HBP 18 1B 22 BB HBP	S B X 1-1 ③ F9			C B B B S B 4-2 18 G4-3 10 WP BB			2	1	0	0	1	1	0
10 Chipper Jones, S (1, 5) OBP: 0.406, SLG: 0.486 34 Eric O'Flaherty, L (8, 1) 51 Michael Gonzalez, R (9, 1)	S S B B S 2-3 ③ K		X 0-0 ② SF7 3-H		B B C S B S 3-3 ① K		C F B S 1-3 ① K 1-2			3 0 0	0 0 0	0 0 0	1 0 0	0 0 0	3 0 0	1 0 0
18 Garret Anderson, L (1, 7) OBP: 0.313, SLG: 0.435 30 Reid Gorecki, R (8, 7)		C F B X 1-2 HR	C X 0-1 22 BB 19 HBP 25 2B 1-2 1B		B B S F F F T 2-2 ② K		C F B F X 1-2 ② G4-3 2-3			4 0	2 0	2 0	1 0	0 0	1 0	1 0
19 Yunel Escobar, R (1, 6) OBP: 0.368, SLG: 0.449		S T B S 1-3 ① K	H 1-0 22 BB 25 2B 1-2 2-3 HBP		F B B B X 3-1 22 HR 1B		F B B X 2-1 ③ F8			3	2	1	0	0	1	1
22 Adam LaRoche, L (1, 3) OBP: 0.348, SLG: 0.470		B X 1-0 ② G3-1	B F C B B F B 4-2 25 2B 1-2 2-3 3-H BB		B X 1-0 1-H HR			S S S SI 94 0-3 ① K		3	2	1	3	1	1	0
25 Ryan Church, L (1, 8) OBP: 0.342, SLG: 0.384		B F X 1-1 ③ G3	B F X 1-1 1-H 2-H 3-H 2B		F F B F X 1-2 ③ G4-3			C B X 1-1 ② F7		4	0	1	3	0	0	0
8 David Ross, R (1, 2) OBP: 0.378, SLG: 0.520			B B B X 0-1 48 E 2B X 0-0 ③ F8			F C X 0-2 ① F9		B CU 82 B SI 95 F SI 92 B SI 95 B SI 93 4-1 BB		3	1	1	0	1	0	1
48 Tommy Hanson, R (1, 1) OBP: 0.083, SLG: 0.083 20 Greg Norton, S (6, PH) OBP: 0.329, SLG: 0.169 36 Boone Logan, R (7, 1) 4 Omar Infante, R (8, 5) OBP: 0.383, SLG: 0.406			B 2 SAFE C X 1-1 FC1 2 G4-3 10 SF7 2-H	F S B C 1-3 ① K		F C F S 0-3 ② K		F SI 92 T CH 79 B CH 84 F SI 95 S CH 84 1-3 ③ K		2 1 0 1	1 0 0 0	0 0 0 0	0 0 0 0	0 1 0 1	1 0 0 1	0 0 0 1
Inning Stats	R: 0 E: 0 K: 2 S: 9 H: 0 LOB: 0 BB: 0 P: 13	R: 1 E: 0 K: 1 S: 9 H: 1 LOB: 0 BB: 0 P: 13	R: 6 E: 1 K: 0 S: 15 H: 3 LOB: 1 BB: 1 P: 28	R: 0 E: 0 K: 2 S: 9 H: 0 LOB: 0 BB: 0 P: 13	R: 2 E: 0 K: 2 S: 16 H: 2 LOB: 0 BB: 0 P: 26	R: 0 E: 0 K: 2 S: 15 H: 0 LOB: 0 BB: 0 P: 16	R: 0 E: 0 K: 1 S: 11 H: 0 LOB: 1 BB: 1 P: 19	R: 0 E: 0 K: 2 S: 10 H: 0 LOB: 1 BB: 1 P: 16		1B: 2 2B: 2 3B: 0 HR: 2	SF: 1 SAC: 0 DP: 0 HBP: 2					

	AB	30
	R	9
	H	6
	RBI	8
	BB	3
	SO	12
	LOB	6

	WP: 1	PA: 36
	PB: 0	
	SB: 0	
	CS: 0	

PITCHER		IP	WLS	BF	H	R	ER	SO	BB	IBB	HBP	BLK	WP	HR	S	P	ERA	WHIP
39 Max Scherzer, R ERA: 4.0	(1, 1)	5.0	L	25	6	9	3	7	1	0	2	0	0	2	58	93	5.40	1.400
35 Clay Zavada, L ERA: 2.88	(6, 1)	1.0		3	0	0	0	2	0	0	0	0	0	0	15	16	0.00	0.000
55 Blaine Boyer, R ERA: 4.43	(7, 1)	1.0		4	0	0	0	1	1	0	0	0	1	0	11	19	0.00	1.000
32 Esmerling Vasquez, R ERA: 3.54	(8, 1)	1.0		4	0	0	0	2	1	0	0	0	0	0	10	16	0.00	1.000

PITCHER	IP	WLS	BF	H	R	ER	SO	BB	IBB	HBP	BLK	WP	HR	S	P	ERA	WHIP

Atlanta Braves @ New York Mets

Citi Field, Flushing, NY

Tue Aug 18 2009, 7:10 PM EDT

Att. 38,613 - Partly Cloudy - 81 F

TOP

livebaseballscorecards.com

Batter	1	2	3	4	5	6	7	8	9	AB	R	H	RBI	BB	SO	LOB
4 Omar Infante, R (1, 4) OBP: 0.378, SLG: 0.394	B FF 88 F FF 90 F FF 91 F FF 91 F CH 86 X FF 91 1-2 ① F7		B CH 81 C FF 89 B SL 77 F FF 90 X CH 85 2-2 ① F9		B CH 83 B FF 90 C FF 89 B FF 92 B FF 88 4-1 10 FC5-4 BB		D SL 85 B SI 88 C SL 85 F FF 89 S SI 90 2-3 ③ K			3	0	0	0	1	1	1
14 Martín Prado, R (1, 3) OBP: 0.362, SLG: 0.468 22 Adam LaRoche, L (1, 3) OBP: 0.347, SLG: 0.477	B FF 90 C FF 91 X FF 92 1-1 ② P3		B CH 84 C FF 90 B FF 91 S CH 86 X FF 91 2-2 HR		B FF 89 B CH 85 C FF 87 F CH 86 B SL 76 C CH 83 3-3 ② K			F SI 88 B SI 88 F SL 83 B CH 76 S CH 77 2-3 ① K		1 3	0 1	0 1	0 1	0 0	0 2	0 1
10 Chipper Jones, S (1, 5) OBP: 0.405, SLG: 0.482	B FF 91 S CH 85 F FF 92 B SL 81 F CH 85 F FF 91 B CH 86 C CH 86 3-3 ③ K		B CH 83 B FF 90 X FF 90 2-0 ② F8		B CH 84 B CH 84 F FF 91 X FF 91 2-1 ③ FC5-4 1-2f			B SI 89 B CH 75 B SI 88 B SI 88 4-0 16 G6-4-3 BB		3	0	0	0	1	1	1
16 Brian McCann, L (1, 2) OBP: 0.357, SLG: 0.488		S FF 89 F CH 85 X FF 90 0-2 ① L8	B SL 77 S CH 86 X SL 80 1-1 ③ L9			C FF 89 B SI 88 X SL 81 1-1 19 G6-4-3 1B		C SI 88 X SI 88 0-1 ②③ G6-4-3 1-2f		4	0	1	0	0	0	1
19 Yunel Escobar, R (1, 6) OBP: 0.367, SLG: 0.446		X SI 87 0-0 18 1B 23 HR 1B		X CH 84 0-0 ① F7		B FF 87 B SI 87 X SI 89 2-0 ①② G6-4-3 1-2f			F FF 95 B SI 96 X FF 96 1-1 ① G4-3	4	1	1	0	0	0	1
18 Garret Anderson, L (1, 7) OBP: 0.315, SLG: 0.439		B CH 83 X CH 86 1-0 1-3 23 HR 1B		B FF 90 X CH 86 1-0 ② G3-1		B CU 74 F CH 83 F SL 84 X SL 82 1-2 ③ F9			C FF 96 B CH 80 S FF 96 X FF 97 1-2 2B	4	1	2	0	0	0	0
23 Matt Diaz, R (1, 9) OBP: 0.362, SLG: 0.466		X FF 90 0-0 1-H 3-H HR		C CH 86 C SL 80 X SL 80 0-2 25 CS 1B			C SL 83 B FF 89 B FF 90 F FF 90 S CH 81 2-3 ① K		B FF 94 X FF 94 1-0 ② G5-3	4	1	2	3	0	1	1
25 Ryan Church, L (1, 8) OBP: 0.338, SLG: 0.379		X FF 89 0-0 ② G3-1		1 SAFE B CH 86 B SL 79 S CH 86 C FF 87 B SL 80 X SL 78 3-2 ③ G4-3 1-3			B CU 79 X CH 83 1-0 ② G3-1		B FF 96 F FF 95 F FF 95 B CH 83 F FF 96 S FF 97 2-3 ③ K	4	0	0	0	0	1	2
32 Derek Lowe, R (1, 1) OBP: 0.244, SLG: 0.171 54 Kris Medlen, S (4, 1) 20 Greg Norton, S (7, PH) OBP: 0.338, SLG: 0.183 46 Manny Acosta, R (7, 1) 36 Boone Logan, R (8, 1)		B CH 87 C FF 87 B FF 90 F FF 89 B FF 90 S FF 90 3-3 ③ K			C CH 85 F FF 89 B SL 78 F FF 90 B SL 78 B FF 91 C FF 90 3-3 ① K		B CU 75 B FF 89 X FF 87 2-0 1B			1 1 1 0 0	0 0 0 0 0	0 0 1 0 0	0 0 0 0 0	0 1 0 0 0	1 1 0 0 0	0 0 0 0 0
Inning Stats	R: 0 E: 0 K: 1 S: 12 H: 0 LOB: 0 BB: 0 P: 17	R: 3 E: 0 K: 1 S: 10 H: 3 LOB: 0 BB: 0 P: 14	R: 1 E: 0 K: 0 S: 9 H: 1 LOB: 0 BB: 0 P: 16	R: 0 E: 0 K: 0 S: 8 H: 1 LOB: 1 BB: 0 P: 12	R: 0 E: 0 K: 2 S: 10 H: 0 LOB: 1 BB: 1 P: 22	R: 0 E: 0 K: 0 S: 6 H: 1 LOB: 0 BB: 0 P: 10	R: 0 E: 0 K: 2 S: 8 H: 1 LOB: 1 BB: 0 P: 15	R: 0 E: 0 K: 1 S: 5 H: 0 LOB: 0 BB: 1 P: 11	R: 0 E: 0 K: 1 S: 10 H: 1 LOB: 1 BB: 0 P: 15	1B: 5 2B: 1 3B: 0 HR: 2 SF: 0 SAC: 0 DP: 2 HBP: 0						

	AB	33
	R	4
	H	8
	RBI	4
	BB	2
	SO	8
	LOB	8

WP: 0 PB: 0 SB: 0 CS: 1 PA: 35

PITCHER		IP	WLS	BF	H	R	ER	SO	BB	IBB	HBP	BLK	WP	HR	S	P	ERA	WHIP
46 Oliver Pérez, L ERA: 6.06	(1, 1)	5.0	W	21	5	4	4	4	1	0	0	0	0	2	49	81	7.20	1.200
64 Elmer Dessens, R ERA: 3.26	(6, 1)	2.0		7	2	0	0	2	0	0	0	0	0	0	14	25	0.00	1.000
25 Pedro Feliciano, L ERA: 3.0	(8, 1)	1.0		3	0	0	0	1	1	0	0	0	0	0	5	11	0.00	1.000
43 Brian Stokes, R ERA: 2.96	(9, 1)	1.0		4	1	0	0	1	0	0	0	0	0	0	10	15	0.00	1.000

PITCHER	IP	WLS	BF	H	R	ER	SO	BB	IBB	HBP	BLK	WP	HR	S	P	ERA	WHIP

Atlanta Braves @ New York Mets

Citi Field, Flushing, NY

Tue Aug 18 2009, 7:10 PM EDT

Att. 38,613 - Partly Cloudy - 81 F

livebaseballscorecards.com

BOTTOM

Batter	1	2	3	4	5	6	7	8	9	AB	R	H	RBI	BB	SO	LOB
16 Ángel Pagán, S (1, 8) OBP: 0.330, SLG: 0.467	B SI 86 C SI 87 X SL 80 1-1 G4-3			FC4-6 1-2f 2-3 3-H	X SI 93 0-0 F7		F FF 96 B CH 87 S SL 83 F SL 84 X FF 96 1-2 F8			5	2	1	1	0	0	7
1 Luis Castillo, S (1, 4) OBP: 0.399, SLG: 0.364	C SI 88 C CH 82 B SI 88 B SI 89 X SI 88 2-2 10 G6-4-3 1B			1-3		C FF 91 C SI 92 C FF 90 0-3		B FF 93 X FF 93 1-0 G6-3		5	1	3	2	0	1	0
10 Gary Sheffield, R (1, 7) OBP: 0.382, SLG: 0.473 43 Brian Stokes, R (9, 1)	C SI 88 D SI 89 B SI 88 S SI 90 1 SAFE X SI 89 2-2 G6-4-3 1-2f			1-3		C CU 79 B SI 91 B FF 92 S CU 81 C CH 83 2-3		X FF 94 0-0 28 G5-3 1B		5 0	1 0	3 0	2 0	0 0	1 0	1 0
28 Daniel Murphy, L (1, 3) OBP: 0.312, SLG: 0.372		C SI 88 X SI 89 0-1 12 FC6 1B		G4-3 2-3		C SI 92 F FF 92 S CU 81 0-3 K2-3		C FF 94 S FF 94 X SI 96 0-2 G5-3 1-2		5	0	1	0	0	2	4
12 Jeff Francoeur, R (1, 9) OBP: 0.299, SLG: 0.391		X SI 88 0-0 FC6 9 PO 17 G3 1-2f		B SI 87 B SI 88 X SI 88 2-0 17 1B 2B 3-H	C FF 91 F CU 78 F CU 80 B CU 79 X SI 93 1-2 11 BB 9 1B 1B		F FF 94 X FF 95 0-1 17 1B 9 FC5 2B	B CH 82 S SL 80 S SL 79 S FF 96 1-3 K		5	2	3	1	0	1	2
17 Fernando Tatis, R (1, 5) OBP: 0.309, SLG: 0.403		B SI 88 F SI 89 B SI 88 F SI 87 1 SAFE F SI 89 F SL 81 1 SAFE F SI 88 3-2 1 SAFE F SI 88 B SL 83 X SI 89 G3 1-2		C SI 88 X SL 82 0-1 9 1B 11 1B 1B 2-H	F SI 90 S SI 91 S CU 81 0-3 K		B SI 96 B FF 96 C SL 80 B FF 95 X SI 95 3-1 9 FC5 1B 2-3			4	1	2	1	0	1	2
9 Omir Santos, R (1, 2) OBP: 0.297, SLG: 0.397	2 SAFE 0-0 PO 2-3	C SI 88 B SI 89 F SL 82 B SI 90 B SI 89 X SI 90 3-2 G6-3		C SI 87 1 SAFE X SI 88 0-1 46 1B 11 1B 16 FC4-6 1B 1-3	1 SAFE C CU 79 1 SAFE S CH 81 F FF 92 X CU 80 0-2 11 BB 1-2		S SL 84 S SL 84 X SL 81 0-2 FC5 1-2 3-H			4	1	2	1	0	0	1
11 Anderson Hernandez, S (1, 6) OBP: 0.323, SLG: 0.322		B SI 88 B SI 87 C SI 87 X SI 88 2-1 G3		F SI 88 B SL 82 C SL 80 F SI 88 X SL 82 1-2 16 FC4-6 46 1B 1 1B 1-2 3-H	B SI 91 S CH 83 B SI 92 B SI 91 B SI 91 4-1 1-2 2-3 BB		X FF 95 0-0 L8			3	1	1	1	1	0	2
46 Oliver Pérez, L (1, 1) OBP: 0.304, SLG: 0.273 18 Jeremy Reed, L (5, PH) OBP: 0.301, SLG: 0.339 64 Elmer Dessens, R (6, 1) 29 Andy Green, R (7, PH) 25 Pedro Feliciano, L (8, 1) 19 Cory Sullivan, L (9, 7) OBP: 0.348, SLG: 0.426		B SI 88 B SI 89 C SI 87 C SI 88 X SI 89 2-2 G4-3		L SI 87 B SL 80 L SL 81 X SL 81 1-2 16 FC4-6 1-2 2-3 1B	X SI 91 0-0 F5		C SI 83 B SL 86 C FF 96 B FF 96 B SL 82 C SL 82 3-3 K			2 1 0 1 0 0 0	0 0 0 0 0 0 0	1 0 0 0 0 0 0	0 0 0 0 0 0 0	0 0 0 0 0 0 0	0 3 0 2 0 0 0	0 0 0 0 0 0 0
Inning Stats	R: 0 E: 0 K: 0 S: 8 H: 1 LOB: 0 BB: 0 P: 13	R: 0 E: 0 K: 0 S: 10 H: 1 LOB: 0 BB: 0 P: 13	R: 0 E: 0 K: 0 S: 8 H: 0 LOB: 0 BB: 0 P: 15	R: 8 E: 0 K: 1 S: 31 H: 10 LOB: 2 BB: 0 P: 49	R: 0 E: 0 K: 1 S: 14 H: 2 LOB: 3 BB: 1 P: 19	R: 0 E: 0 K: 3 S: 9 H: 0 LOB: 0 BB: 0 P: 11	R: 1 E: 0 K: 1 S: 15 H: 2 LOB: 2 BB: 0 P: 22	R: 0 E: 0 K: 1 S: 8 H: 1 LOB: 1 BB: 0 P: 10		1B: 13 2B: 4 3B: 0 HR: 0 SF: 0 SAC: 0 DP: 1 HBP: 0				WP: 0 PB: 0 SB: 1 CS: 0 PA: 42		

	AB	40
	R	9
	H	17
	RBI	9
	BB	1
	SO	7
	LOB	24

PITCHER		IP	WLS	BF	H	R	ER	SO	BB	IBB	HBP	BLK	WP	HR	S	P	ERA	WHIP
32 Derek Lowe, R ERA: 4.45	(1, 1)	3.2	L	20	11	8	8	0	0	0	0	0	0	0	53	82	19.64	3.000
54 Kris Medlen, R ERA: 4.2	(4, 1)	2.1		11	3	0	0	5	1	0	0	0	0	0	27	38	0.00	1.714
46 Manny Acosta, R ERA: 3.86	(7, 1)	1.0		6	2	1	1	1	0	0	0	0	0	0	15	22	9.00	2.000
36 Boone Logan, L ERA: 4.85	(8, 1)	1.0		4	1	0	0	1	0	0	0	0	0	0	8	10	0.00	1.000

PITCHER	IP	WLS	BF	H	R	ER	SO	BB	IBB	HBP	BLK	WP	HR	S	P	ERA	WHIP

Atlanta Braves @ New York Mets

Citi Field, Flushing, NY

Wed Aug 19 2009, 7:10 PM EDT

Att. 38,602 - Cloudy - 84 F

TOP

livebaseballscorecards.com

Batter	1	2	3	4	5	6	7	8	9	AB	R	H	RBI	BB	SO	LOB
4 Omar Infante, R (1, 4) (6, 5) OBP: 0.385, SLG: 0.410	F8	10 BB, 18 1B, 16 WP, 1B; 2-3 3-H	1-3 2-H 2B		2-3 3-H 1B		F7		E5 2 G3-1, 30 1B	6	1	3	3	0	0	1
18 Garret Anderson, L (1, 7) OBP: 0.314, SLG: 0.437	L9	16 WP, 10 BB, 16 HR, 1B; 1-2 3-H	G3		L5		F8		2 G3-1, 1B; 1-2 2-H	4	1	1	1	0	0	4
30 Reid Gorecki, R (5, 7) OBP: 0.500, SLG: 0.500										2	0	1	1	0	0	0
10 Chipper Jones, S (1, 5) OBP: 0.404, SLG: 0.478	K	16 WP, 16 HR, BB; 1-2 2-3		G3	G4-3		F7		G3-1; 1-2 2-3	3	1	0	0	1	1	2
2 Kelly Johnson, L (6, 4) OBP: 0.294, SLG: 0.397										2	0	0	0	0	0	2
16 Brian McCann, L (1, 2) OBP: 0.359, SLG: 0.497	19 1B, 22 1B, 23 1B, 1B; HR			G4-3	G3	F8			K	4	2	2	3	0	0	0
8 David Ross, R (7, 2) OBP: 0.372, SLG: 0.510										2	0	0	0	0	1	2
22 Adam LaRoche, L (1, 3) OBP: 0.350, SLG: 0.486	19 1B, 23 1B, 1B; P4			G4-3	HR			23 FC4-6, 1B		5	2	3	1	0	0	0
19 Yunel Escobar, R (1, 6) OBP: 0.370, SLG: 0.448	49 SH1-4, 23 1B, 4 1B, 1B; 1-2 2-3	G5-3	25 2B, 23 HBP, 1B	23 HR, 1B		F9			5	3	3	0	0	0	1	
23 Matt Diaz, R (1, 9) OBP: 0.367, SLG: 0.479	4 1B, 49 SH1-4, 18 1B, 1B; 1-2 2-H 3-H	G3-1	25 2B, 4 1B, HBP; 1-2	HR; 1-H		FC4-6; 1-2f			4	3	2	4	0	0	1	
25 Ryan Church, L (1, 8) OBP: 0.342, SLG: 0.389	F8	49 BB, 4 2B, 1B	4 1B; 1-3 2-H 2B	K					30 1B, 2B	5	2	3	1	0	1	2
49 Jair Jurrjens, R (1, 1) OBP: 0.204, SLG: 0.160	SH1-4	4 2B; 1-2	G1-3	G3-1					K	2	0	0	0	1	0	2
46 Manny Acosta, R (7, 1)										0	0	0	0	0	0	0
36 Boone Logan, R (8, 1)										0	0	0	0	0	0	0
54 Kris Medlen, S (9, PH)										1	0	0	0	0	1	1
Rafael Soriano, R (9, 1)										0	0	0	0	0	0	0
Inning Stats	R: 0 E: 0 K: 1 S: 9 H: 0 LOB: 0 BB: 0 P: 12	R: 8 E: 0 K: 0 S: 21 H: 7 LOB: 0 BB: 1 P: 36	R: 1 E: 0 K: 0 S: 10 H: 2 LOB: 2 BB: 1 P: 23	R: 0 E: 0 K: 0 S: 7 H: 0 LOB: 0 BB: 0 P: 10	R: 2 E: 0 K: 0 S: 15 H: 3 LOB: 0 BB: 0 P: 24	R: 3 E: 0 K: 1 S: 17 H: 3 LOB: 0 BB: 0 P: 26	R: 0 E: 0 K: 0 S: 5 H: 0 LOB: 0 BB: 0 P: 8	R: 0 E: 0 K: 0 S: 7 H: 1 LOB: 1 BB: 0 P: 11	R: 1 E: 1 K: 2 S: 15 H: 2 LOB: 2 BB: 0 P: 23	1B: 12 2B: 3 3B: 0 HR: 3	SF: 0 SAC: 1 DP: 0 HBP: 1						

AB	45
R	15
H	18
RBI	14
BB	2
SO	4
LOB	18

WP: 1 PB: 0 SB: 0 CS: 0 PA: 49

PITCHER	IP	WLS	BF	H	R	ER	SO	BB	IBB	HBP	BLK	WP	HR	S	P	ERA	WHIP
39 Bobby Parnell, R (1, 1) ERA: 4.74	3.0	L	20	9	9	9	1	2	0	0	0	1	1	40	71	27.00	3.667
27 Nelson Figueroa, R (4, 1) ERA: 6.48	2.0		10	3	2	2	0	0	0	1	0	0	0	22	34	9.00	1.500
44 Tim Redding, R (6, 1) ERA: 6.53	3.0		13	4	3	3	1	0	0	0	0	0	2	29	45	9.00	1.333
50 Sean Green, R (9, 1) ERA: 4.96	1.0		6	2	1	1	2	0	0	0	0	0	0	15	23	9.00	2.000

PITCHER	IP	WLS	BF	H	R	ER	SO	BB	IBB	HBP	BLK	WP	HR	S	P	ERA	WHIP

Batter	1	2	3	4	5	6	7	8	9	AB	R	H	RBI	BB	SO	LOB
16 Ángel Pagán, S (1, 8) OBP: 0.332, SLG: 0.468	C FF 88 B FF 90 F FF 91 B SI 90 X CH 82 2-2 ① P5		B CH 82 B FF 91 B FF 90 4-0 1-2 1 1B BB		B SI 89 B FF 90 X FF 90 2-0 1-H 2B		B FF 94 F CH 84 C SL 81 C SL 80 1-3 ③ K		F SI 96 F SI 95 S FF 95 0-3 ③ K	4	0	1	1	1	2	1
1 Luis Castillo, S (1, 4) OBP: 0.402, SLG: 0.368 27 Nelson Figueroa, R (4, 1) OBP: 0.500, SLG: 1.000 29 Andy Green, R (5, PH) (6, 4) (9, 5) OBP: 0.500, SLG: 0.333	X FF 90 0-0 10 CS 1B		C FF 92 C FF 94 F FF 93 B CH 84 B FF 93 B FF 93 X FF 92 3-2 1-2 2-H 1B		B FF 90 X CH 80 1-0 ② P2			F FF 94 F FF 94 B SL 79 X FF 94 1-2 19 FC1-6 1B		2 0 2	0 0 0	2 0 1	1 0 0	0 0 0	0 0 0	0 0 1
10 Gary Sheffield, R (1, 7) OBP: 0.378, SLG: 0.468 44 Tim Redding, R (6, 1) OBP: 0.071, SLG: 0.071 19 Cory Sullivan, L (8, PH) (9, 7) OBP: 0.343, SLG: 0.419	C SI 92 1 SAFE 1 SAFE B SI 92 B SL 82 F CH 82 S SL 79 2-3 ② ③ K 1-2		S SL 82 B SI 92 D SL 82 F FF 93 D CH 84 F CH 83 X CH 83 3-2 ③ P4		B SL 81 F CH 82 F SL 78 D SL 81 F CH 82 X CH 83 2-2 ③ G6-3			F FF 94 B FF 94 C SL 80 X SL 80 1-2 ① FC1-6 28 2B 1-2f		3 0 1	0 0 0	0 0 0	0 0 0	0 0 0	1 0 0	4 0 1
28 Daniel Murphy, L (1, 3) OBP: 0.314, SLG: 0.381		B FF 87 C FF 88 C SL 77 X FF 90 1-2 ① G5-3		X FF 89 0-0 ① F7		C FF 86 X SL 76 0-1 3B		X FF 94 0-0 1-3 2B		4	0	2	0	0	0	0
12 Jeff Francoeur, R (1, 9) OBP: 0.297, SLG: 0.388 18 Jeremy Reed, L (7, 9) OBP: 0.299, SLG: 0.336		B FF 91 S SL 79 X SL 77 1-1 ② F7		C FF 92 F FF 93 B SL 79 C CH 82 1-3 ② K		S SL 80 C FF 91 B FF 91 F FF 92 S SL 82 1-3 ① K		B FF 95 X FF 95 1-0 ② G2-3		3 1	0 0	0 0	0 0	0 0	2 0	1 2
17 Fernando Tatis, R (1, 5) OBP: 0.308, SLG: 0.401 50 Sean Green, R (9, 1)		C FF 90 B FF 90 X CH 82 1-1 ③ G6-3		C SL 80 S SL 79 X FF 94 0-2 1B		F FF 93 C FF 91 B SL 81 B SL 80 C FF 92 2-3 ② K		C SL 79 B CH 82 X FF 93 1-1 ③ G4-3		4 0	0 0	1 0	0 0	0 0	1 0	3 0
9 Omir Santos, R (1, 2) OBP: 0.300, SLG: 0.396			B FF 88 B FF 88 X FF 88 2-0 11 G6-3 1B	C FF 91 B FF 91 X CH 83 1-1 ③ G5-3		F FF 94 B SL 82 F FF 92 X CH 83 1-2 ③ G6-3			F FF 91 B SL 82 B SL 82 B FF 92 B FF 95 4-1 11 FC5-4 BB	3	0	1	0	1	0	2
11 Anderson Hernandez, S (1, 6) OBP: 0.318, SLG: 0.317 (4, 4) (6, 6) (9, 4)			B SI 88 F CH 81 F FF 90 X CH 82 1-2 ① ② G6-3 1-2f		C FF 87 B CH 81 X CH 80 1-1 ① F9		C FF 93 X FF 91 0-1 ① F7		C SI 95 B SL 82 C SI 96 F SI 96 X FF 96 1-2 ① FC5-4 1-2f	4	0	0	0	0	0	2
39 Bobby Parnell, R (1, 1) OBP: 0.333, SLG: 0.333 4 Wilson Valdez, R (3, PH) (4, 6) (6, 7) (9, 6) OBP: 0.300, SLG: 0.357			B FF 92 C SL 80 X CH 83 1-1 16 BB 1 1B 1B		B FF 89 C FF 89 F FF 90 B CH 81 B SL 80 X FF 92 3-2 16 2B 1B		B FF 94 C FF 93 F SL 80 X SL 82 1-2 ② G5-3		C SL 83 B FF 92 B FF 94 C FC 93 S FF 93 2-3 ② K	0 4	0 2	0 2	0 0	0 0	0 1	0 1
Inning Stats	R: 0 E: 0 K: 1 S: 7 H: 1 LOB: 0 BB: 0 P: 11	R: 0 E: 0 K: 0 S: 7 H: 0 LOB: 0 BB: 0 P: 10	R: 1 E: 0 K: 0 S: 14 H: 3 LOB: 2 BB: 1 P: 28	R: 0 E: 0 K: 1 S: 9 H: 1 LOB: 1 BB: 0 P: 11	R: 1 E: 0 K: 0 S: 11 H: 2 LOB: 1 BB: 0 P: 20	R: 0 E: 0 K: 2 S: 12 H: 1 LOB: 1 BB: 0 P: 16	R: 0 E: 0 K: 1 S: 8 H: 0 LOB: 0 BB: 0 P: 10	R: 0 E: 0 K: 0 S: 10 H: 2 LOB: 2 BB: 0 P: 14	R: 0 E: 0 K: 2 S: 11 H: 0 LOB: 1 BB: 1 P: 18	1B: 7 2B: 2 3B: 1 HR: 0 SF: 0 SAC: 0 DP: 1 HBP: 0						WP: 0 PB: 0 SB: 0 CS: 1 PA: 37	

PITCHER		IP	WLS	BF	H	R	ER	SO	BB	IBB	HBP	BLK	WP	HR	S	P	ERA	WHIP
49 Jair Jurrjens, R ERA: 2.99	(1, 1)	6.0	W	25	8	2	2	4	1	0	0	0	0	0	60	96	3.00	1.500
46 Manny Acosta, R ERA: 3.73	(7, 1)	1.0		3	0	0	0	1	0	0	0	0	0	0	8	10	0.00	0.000
36 Boone Logan, L ERA: 4.5	(8, 1)	1.0		5	2	0	0	0	0	0	0	0	0	0	10	14	0.00	2.000
Rafael Soriano, R ERA: 2.5	(9, 1)	1.0		4	0	0	0	2	1	0	0	0	0	0	11	18	0.00	1.000

PITCHER	IP	WLS	BF	H	R	ER	SO	BB	IBB	HBP	BLK	WP	HR	S	P	ERA	WHIP

BOTTOM

Atlanta Braves @ New York Mets

Citi Field, Flushing, NY

Wed Aug 19 2009, 7:10 PM EDT

Att. 38,602 - Cloudy - 84 F

livebaseballscorecards.com

AB	35
R	2
H	10
RBI	2
BB	2
SO	7
LOB	18

Atlanta Braves @ New York Mets

Citi Field, Flushing, NY

Thu Aug 20 2009, 7:10 PM EDT

Att. 39,105 - Cloudy - 84 F

livebaseballscorecards.com

Batter	1	2	3	4	5	6	7	8	9	AB	R	H	RBI	BB	SO	LOB
4 Omar Infante, R (1, 4) OBP: 0.380, SLG: 0.407	B FF 88 C SI 88 X FF 89 1-1 ① F8		S CH 80 B CH 81 B CH 80 S CH 81 X CH 83 2-2 ② SF8 3-H		C FF 89 X CH 82 0-1 30 1B 1-2 1B		X SI 89 0-0 ③ L7			3	0	1	1	0	0	1
18 Garret Anderson, L (1, 7) OBP: 0.313, SLG: 0.435 30 Reid Gorecki, R (2, 7) OBP: 0.400, SLG: 0.400	C FF 90 S SL 82 F SL 82 B FF 91 S SL 82 1-3 ② K		C CH 79 X FF 89 0-1 ③ P6		C FF 89 B FF 90 X CH 80 1-1 10 G6-4-3 1-2 2-3 1B			B FF 94 C FF 95 L FF 86 F SL 84 F SL 83 S FF 95 1-3 ① K		1 3	0 0	0 1	0 0	0 0	1 1	0 0
10 Chipper Jones, S (1, 5) OBP: 0.400, SLG: 0.473	B FF 89 X FF 90 1-0 ③ F9			B SI 86 F SI 88 C FF 89 S CH 82 1-3 ① K	X FF 90 0-0 ② ③ G6-4-3 1-2f			B SL 84 B FF 87 B FF 94 X FF 94 3-0 ② F9		4	0	0	0	0	1	3
16 Brian McCann, L (1, 2) OBP: 0.358, SLG: 0.503		F FF 87 B CH 80 X SL 82 1-1 ① G4-3		B FF 90 X SL 80 1-0 HR		C FF 87 F FF 90 B FF 91 X SI 89 1-2 ① P4		B FF 95 F FF 95 C FF 95 S SL 84 1-3 ③ K		4	1	1	1	0	1	0
19 Yunel Escobar, R (1, 6) OBP: 0.371, SLG: 0.448		B CH 80 C CH 78 X FF 88 1-1 ② L9		C FF 87 F CH 80 X CH 82 0-2 ② G6-3		B CH 81 B FF 89 C CH 79 F CH 77 F FF 90 X CH 80 2-2 23 G6-4-3 1B			B CU 78 B CU 78 B FF 91 C FF 92 B FF 92 4-1 23 FC1-6 BB	3	0	1	0	1	0	0
23 Matt Diaz, R (1, 9) OBP: 0.365, SLG: 0.476		B FF 88 X SI 88 1-0 ③ G1-3		X FF 88 0-0 1B		S CH 79 X FF 89 0-1 ② ③ G6-4-3 1-2f			X FF 92 0-0 ① FC1-6 22 1-2f BB	4	0	1	0	0	0	2
22 Adam LaRoche, L (1, 3) OBP: 0.354, SLG: 0.490			F FF 89 X SL 81 0-1 25 2B 2B	B FF 88 X FF 88 1-0 ③ F8			C FF 87 B FF 89 F FF 89 F FF 90 B SI 85 F FF 90 F CH 83 X SI 91 2-2 25 FC4-6 1B		1 SAFE B FF 92 B FF 89 T FF 91 B FF 90 F FF 91 B FF 91 4-2 25 G4-6-3 1-2 BB	3	1	2	0	1	0	1
25 Ryan Church, L (1, 8) OBP: 0.344, SLG: 0.394			C SL 77 F FF 87 X CH 81 0-2 11 SH5-4 4 SF8 2-H 2B		X FF 88 0-0 11 FC1-6 1B		C SL 79 X FF 89 0-1 ① FC4-6 11 SH1-4 1-2f		C CH 83 X FF 92 0-1 ② ③ G4-6-3 1-2f	4	1	2	1	0	0	3
11 Kenshin Kawakami, R (1, 1) OBP: 0.184, SLG: 0.114 51 Michael Gonzalez, R (8, 1) 58 Peter Moylan, R (8, 1) Rafael Soriano, R (9, 1)			L FF 86 X FF 87 0-1 ① SH5-4 2-3		X FF 87 0-0 ① FC1-6 30 4 1B 1B 1-2f		C FF 86 X FF 86 0-1 ② SH1-4 1-2			1 0 0 0	0 0 0 0	0 0 0 0	0 0 0 0	0 0 0 0	0 0 0 0	1 0 0 0
Inning Stats	R: 0 E: 0 K: 1 S: 7 H: 0 LOB: 0 BB: 0 P: 10	R: 0 E: 0 K: 0 S: 5 H: 0 LOB: 0 BB: 0 P: 8	R: 2 E: 0 K: 0 S: 12 H: 2 LOB: 0 BB: 0 P: 14	R: 1 E: 0 K: 1 S: 9 H: 2 LOB: 1 BB: 0 P: 12	R: 0 E: 0 K: 0 S: 7 H: 3 LOB: 2 BB: 0 P: 8	R: 0 E: 0 K: 0 S: 9 H: 1 LOB: 0 BB: 0 P: 12	R: 0 E: 0 K: 0 S: 11 H: 1 LOB: 1 BB: 0 P: 13	R: 0 E: 0 K: 2 S: 9 H: 0 LOB: 0 BB: 0 P: 14	R: 0 E: 0 K: 0 S: 6 H: 0 LOB: 1 BB: 2 P: 14	1B: 6 2B: 2 3B: 0 HR: 1 SF: 1 SAC: 2 DP: 3 HBP: 0						

	AB	30
	R	3
	H	9
	RBI	3
	BB	2
	SO	4
	LOB	11

WP: 0 PA: 35
PB: 0
SB: 0
CS: 0

PITCHER		IP	WLS	BF	H	R	ER	SO	BB	IBB	HBP	BLK	WP	HR	S	P	ERA	WHIP
57 Johan Santana, L ERA: 3.13	(1, 1)	7.0	L	28	9	3	3	2	0	0	0	0	0	1	60	77	3.86	1.286
13 Billy Wagner, L ERA:	(8, 1)	1.0		3	0	0	0	2	0	0	0	0	0	0	9	14	0.00	0.000
75 Francisco Rodríguez, R ERA: 3.21	(9, 1)	1.0		4	0	0	0	0	2	0	0	0	0	0	6	14	0.00	2.000

PITCHER	IP	WLS	BF	H	R	ER	SO	BB	IBB	HBP	BLK	WP	HR	S	P	ERA	WHIP

Atlanta Braves @ New York Mets

Citi Field, Flushing, NY

Thu Aug 20 2009, 7:10 PM EDT

Att. 39,105 - Cloudy - 84 F

livebaseballscorecards.com

BOTTOM

Batter	1	2	3	4	5	6	7	8	9	AB	R	H	RBI	BB	SO	LOB
16 Ángel Pagán, S (1, 8) OBP: 0.328, SLG: 0.461	C FF 90 F FF 89 F FF 90 F FO 84 T CU 70 0-2 ① K		B FO 84 C FF 89 X FF 88 1-1 ① F7 S FF 90 S FC 89 B FC 89 F FC 89 X FO 85 1-2 ③ F9				X FF 90 0-0 1 G4-6-3 1B		X SI 95 0-0 ② F8	5	0	1	0	0	1	1
1 Luis Castillo, S (1, 4) OBP: 0.404, SLG: 0.370	B SI 90 C SI 90 B FF 91 B FO 84 L FF 89 B FF 89 4-2 12 2B BB		C FF 90 B FO 84 C FF 89 X FC 88 1-2 28 1B 19 1B 1B		C FF 89 C CU 69 C FC 88 0-3 ① K		F SI 88 B FF 88 1 SAFE 1 SAFE X FO 84 1-1 ②③ G4-6-3 1-2f		B FF 96 C FF 96 X FF 95 1-1 1B	4	1	2	0	1	1	1
28 Daniel Murphy, L (1, 3) OBP: 0.313, SLG: 0.379	1 SAFE F FF 90 F FF 90 S FC 88 0-3 ② K		C FF 90 B FF 89 X FO 85 1-1 19 1B 1-2 1B		F CU 69 B FC 88 X FF 90 1-1 ② F7			B FF 89 C FF 89 B SL 77 X FF 91 2-1 ① F9	X SI 97 0-0 ③ P5	5	0	1	0	0	1	2
12 Jeff Francoeur, R (1, 9) OBP: 0.297, SLG: 0.389	C FF 91 1 SAFE X FO 86 0-1 1-3 2B		X FF 91 0-0 ② P6		S CU 67 F FF 91 B FF 91 F CU 67 C FC 86 1-3 ③ K			F FF 91 B FF 94 S SL 82 F FF 93 F SL 82 F SL 82 B FF 92 X SL 82 2-2 E5 17 BB 9 1B		4	1	1	0	0	1	2
19 Cory Sullivan, L (1, 7) OBP: 0.356, SLG: 0.422 10 Gary Sheffield, R (8, PH) OBP: 0.377, SLG: 0.466 75 Francisco Rodríguez, R (9, 1)	B FF 91 B FO 85 C FC 89 B FO 86 F FF 92 D CU 73 4-2 BB		B FO 85 C FO 86 C FC 88 B FF 90 X CU 70 2-2 1-3 2-H 1B			C CU 68 B FC 87 F FC 87 F FC 86 B FF 90 X FF 88 2-2 ① G4-3		C SL 76 C SL 82 D SL 82 F FF 94 F SL 84 B SL 77 S SL 81 2-3 ② K		2 1 0	0 0 0	1 0 0	1 0 0	1 0 0	0 1 0	0 1 0
17 Fernando Tatis, R (1, 5) OBP: 0.311, SLG: 0.404	C CU 70 F FO 86 F CU 69 B FF 92 D CU 72 X FC 88 2-2 ③ G5-3		2 SAFE X FF 90 0-0 ③ L4			C CU 69 B FF 90 X SI 91 1-1 23 G4-3 2B		B SL 68 C SL 76 B SL 82 D SL 81 B SL 78 4-1 9 1B 1-2 BB		3	0	1	0	1	0	5
23 Brian Schneider, L (1, 2) OBP: 0.275, SLG: 0.318 9 Omir Santos, R (8, PH) OBP: 0.303, SLG: 0.399 (9, 2)		C FF 90 X SI 90 0-1 ① G6-3		F FF 89 F FF 89 X FO 84 0-2 ① P6		B FO 84 X FC 88 1-0 ② G4-3 2-3		B SL 78 X SI 90 1-0 1-2 2-H 1B		3 1	0 0	0 1	0 1	0 0	0 0	1 0
11 Anderson Hernandez, S (1, 6) OBP: 0.314, SLG: 0.312		F FF 90 X FF 90 0-1 ② B3		B FF 90 F FF 89 F FO 84 X FO 84 1-2 ② F7		C FC 88 X FO 85 0-1 ③ L1		B SI 90 B SI 90 X SI 90 2-0 ③ G4-3		4	0	0	0	0	0	3
57 Johan Santana, L (1, 1) OBP: 0.255, SLG: 0.238 18 Jeremy Reed, L (7, PH) OBP: 0.296, SLG: 0.333 13 Billy Wagner, L (8, 1) 4 Wilson Valdez, R (9, 7) OBP: 0.290, SLG: 0.345		C FF 90 C FF 90 F FO 85 F CU 71 S FF 88 0-3 ③ K		F FF 91 X FF 90 0-1 2B			C FF 90 X FF 88 0-1 ① F8		B FF 94 C FF 95 F FF 96 F FC 92 X SL 86 1-2 ① F8	2 1 0 1	0 0 0 0	1 0 0 0	0 0 0 0	0 0 0 0	1 0 0 0	0 0 0 0
Inning Stats	R: 0 E: 0 K: 2 S: 18 H: 1 LOB: 3 BB: 2 P: 28	R: 0 E: 0 K: 1 S: 9 H: 0 LOB: 0 BB: 0 P: 9	R: 1 E: 0 K: 0 S: 12 H: 3 LOB: 2 BB: 0 P: 17	R: 0 E: 0 K: 0 S: 12 H: 1 LOB: 1 BB: 0 P: 14	R: 0 E: 0 K: 2 S: 9 H: 0 LOB: 0 BB: 0 P: 11	R: 0 E: 0 K: 0 S: 9 H: 1 LOB: 1 BB: 0 P: 13	R: 0 E: 0 K: 0 S: 5 H: 1 LOB: 0 BB: 0 P: 6	R: 1 E: 1 K: 1 S: 16 H: 1 LOB: 2 BB: 1 P: 29	R: 0 E: 0 K: 0 S: 8 H: 1 LOB: 1 BB: 0 P: 10	1B: 6 2B: 3 3B: 0 HR: 0		SF: 0 SAC: 0 DP: 1 HBP: 0				

	AB	36
	R	2
	H	9
	RBI	2
	BB	3
	SO	6
	LOB	16

WP: 0 PB: 0 SB: 0 CS: 0 PA: 39

PITCHER		IP	WLS	BF	H	R	ER	SO	BB	IBB	HBP	BLK	WP	HR	S	P	ERA	WHIP
11 Kenshin Kawakami, R ERA: 3.97	(1, 1)	7.0	W	29	7	1	1	5	2	0	0	0	0	0	74	98	1.29	1.286
51 Michael Gonzalez, L ERA: 2.54	(8, 1)	0.2	H	4	0	1	0	1	1	0	0	0	0	0	14	24	0.00	1.500
58 Peter Moylan, R ERA: 3.25	(8, 1)	0.1	H	2	1	0	0	0	0	0	0	0	0	0	2	5	0.00	3.000
Rafael Soriano, R ERA: 2.45	(9, 1)	1.0	S	4	1	0	0	0	0	0	0	0	0	0	8	10	0.00	1.000

PITCHER	IP	WLS	BF	H	R	ER	SO	BB	IBB	HBP	BLK	WP	HR	S	P	ERA	WHIP

Florida Marlins @ Atlanta Braves

Turner Field, Atlanta, GA

Fri Aug 21 2009, 7:30 PM EDT

Att. 22,608 - Partly Cloudy - 84 F

livebaseballscorecards.com

Batter	1	2	3	4	5	6	7	8	9	AB	R	H	RBI	BB	SO	LOB
8 Chris Coghlan, L (1, 7) OBP: 0.365, SLG: 0.417	T SI 90 B SI 91 B SI 91 C SL 80 X SI 92 2-2 ① F7	C FF 91 B FF 93 S FF 92 B CH 78 X SL 83 2-2 7 G4-3 1B	C CH 82 B CH 80 F FF 92 S CH 77 1-3 ① K	B FF 84 B SL 83 B SL 78 C FF 90 S SI 92 S CH 81 3-3 ② K	1 SAFE F SI 91 1 SAFE B SI 93 B CH 82 T SI 93 X FF 94 2-2 ② G3 1-2	5	0	1	0	0	2	2
7 Ross Gload, L (1, 3) OBP: 0.346, SLG: 0.394	B SI 91 C SL 80 X FF 91 1-1 ② F9	B FF 90 S CH 82 B CH 83 F CU 77 X CH 80 2-2 ② G4-3 1-2	B CH 83 X SL 79 1-0 2 WP 2 1B 1B	C FF 92 F FF 92 B CH 80 B FF 92 X FF 93 2-2 2 HR 3-H 1B	S FF 93 B FF 93 F FF 92 B SL 78 X FF 94 2-2 ③ G5-3	5	2	2	1	0	0	2
2 Hanley Ramirez, R (1, 6) OBP: 0.420, SLG: 0.574	X SI 92 0-0 1B	F FF 93 C FF 92 S CU 76 0-3 ③ K	B CU 72 X CU 77 1-0 1-H 1B	X SL 77 0-0 1-H HR		4	1	3	3	0	1	1
6 Dan Uggla, R (1, 4) OBP: 0.351, SLG: 0.445	B CU 71 C CU 74 D SL 81 C CU 72 1 SAFE B CU 69 S CH 81 3-3 ③ K	X SL 79 0-0 ① F9	F SI 90 C FF 91 B SL 84 D CH 79 S SL 78 2-3 ② K	X SI 90 0-0 ③ G6-3		4	0	0	0	0	2	2
21 John Baker, L (1, 2) OBP: 0.346, SLG: 0.436	F FF 90 C SL 84 F FF 91 B FF 92 F CH 76 X CH 82 1-2 ① P6	B FF 90 C FF 91 F FF 93 B CU 77 S FF 92 2-3 ② K	B CH 78 B FF 91 B CH 82 I IN 68 4-0 IBB	C FF 89 X FF 90 0-1 ① G4-3		3	0	0	0	1	1	0
12 Cody Ross, R (1, 8) (8, 9) OBP: 0.330, SLG: 0.476	C CU 74 B SL 74 X SL 84 1-1 18 G5-3 27 1B 1B	B FF 92 F SL 79 S SL 85 B FF 90 F FF 93 X CU 71 2-2 ③ G5-3	X SL 78 0-0 ③ F8	F CH 82 S CH 84 B CH 85 F SI 89 S CH 83 1-3 ② K		4	0	1	0	0	1	2
27 Jeremy Hermida, L (1, 9) OBP: 0.352, SLG: 0.400 37 Renyel Pinto, L (8, 1) 46 Juan Carlos Oviedo, R (9, 1)	X FF 83 0-0 1-2 1B	C FF 90 F CU 76 B CH 76 S CH 81 1-3 ① K	B CU 74 S CU 72 B FF 92 C FF 91 X CH 80 2-2 HR	C SL 85 X FF 90 0-1 ③ F8		4	1	2	1	0	1	0
						0	0	0	0	0	0	0
						0	0	0	0	0	0	0
18 Wes Helms, R (1, 5) OBP: 0.318, SLG: 0.365	C SI 92 B SL 87 X CU 73 1-1 ② ③ G5-3 2-3f	C FF 90 F SI 92 F CH 81 B SL 84 X CU 70 1-2 ② F7	X CU 76 0-0 19 SH5-4 7 1B 2B	B CU 79 B CU 77 B SI 92 C SI 91 B SI 92 4-1 8 G3 BB		3	1	1	0	1	0	2
19 Aníbal Sánchez, R (1, 1) 53 Dan Meyer, R (7, 1) 40 Kiko Calero, R (7, 1) 1 Emilio Bonifácio, S (8, 8) OBP: 0.308, SLG: 0.316		C FF 88 F FF 90 S CU 73 0-3 ① K	B SI 91 C SI 91 X SL 80 1-1 ③ G6-3	X CU 72 0-0 ① SH5-4 2-3	L SI 92 F SI 92 S CH 81 0-3 ① K	2	0	0	0	0	1	0
						0	0	0	0	0	0	0
						0	0	0	0	0	0	0
						1	0	0	0	0	1	1

	AB	35
	R	5
	H	10
	RBI	5
	BB	2
	SO	10
	LOB	12

Inning Stats																																		
	R: 0 E: 0 K: 1 S: 9	H: 1 LOB: 1 BB: 0 P: 15	R: 0 E: 0 K: 0 S: 10	H: 2 LOB: 1 BB: 0 P: 13	R: 0 E: 0 K: 2 S: 12	H: 1 LOB: 1 BB: 0 P: 16	R: 0 E: 0 K: 1 S: 8	H: 0 LOB: 0 BB: 0 P: 12	R: 0 E: 0 K: 1 S: 9	H: 0 LOB: 0 BB: 0 P: 12	R: 1 E: 0 K: 2 S: 9	H: 2 LOB: 2 BB: 1 P: 18	R: 4 E: 0 K: 1 S: 13	H: 4 LOB: 0 BB: 0 P: 20	R: 0 E: 0 K: 1 S: 8	H: 0 LOB: 0 BB: 0 P: 9	R: 0 E: 0 K: 1 S: 10	H: 0 LOB: 1 BB: 1 P: 18	1B: 7 2B: 1 3B: 0 HR: 2	SF: 0 SAC: 1 DP: 1 HBP: 0	WP: 1 PB: 0 SB: 0 CS: 0	PA: 38
---	---	---	---	---	---	---	---	---	---	---	---	---	---	---	---	---	---	---	---	---	---	---	---

PITCHER		IP	WLS	BF	H	R	ER	SO	BB	IBB	HBP	BLK	WP	HR	S	P	ERA	WHIP
33 Javier Vazquez, R ERA: 3.14	(1, 1)	6.2	L	30	10	5	5	8	0	1	0	0	1	2	69	105	6.75	1.500
58 Peter Moylan, R ERA: 3.23	(7, 1)	0.1		1	0	0	0	0	0	0	0	0	0	0	1	1	0.00	0.000
34 Eric O'Flaherty, L ERA: 3.21	(8, 1)	1.0		3	0	0	0	1	0	0	0	0	0	0	8	9	0.00	0.000
54 Kris Medlen, R ERA: 4.17	(9, 1)	0.1		2	0	0	0	1	1	0	0	0	0	0	4	8	0.00	3.000
36 Boone Logan, L ERA: 4.3	(9, 1)	0.2		2	0	0	0	0	0	0	0	0	0	0	6	10	0.00	0.000

PITCHER	IP	WLS	BF	H	R	ER	SO	BB	IBB	HBP	BLK	WP	HR	S	P	ERA	WHIP

Batter	1	2	3	4	5	6	7	8	9	AB	R	H	RBI	BB	SO	LOB
4 Omar Infante, R (1, 4) OBP: 0.376, SLG: 0.396	C FF 90 B SL 82 B SI 90 C SI 90 B FS 84 B SL 84 4-2 10 BB BB		B SI 91 C FS 84 X SI 91 1-1 ③ F9			B SL 84 F SI 91 F SI 92 X SI 94 1-2 ②③ G5-4-3 1-2f		C SL 80 B SL 80 F SL 80 F SL 81 B FF 90 X SL 80 2-2 ② L1		3	0	0	0	1	0	1
25 Ryan Church, L (1, 8) OBP: 0.343, SLG: 0.395	C SI 92 X FS 82 0-1 ① P6			S SL 84 B FS 85 B SI 93 B FS 81 X FS 84 3-1 ① G6-3			B SI 90 X FS 82 1-0 10 1B 22 HR 2B	C FF 92 F CH 82 B SL 83 S FF 93 1-3 ③ K		4	1	1	0	0	1	1
10 Chipper Jones, S (1, 5) OBP: 0.401, SLG: 0.472	B SI 93 B SL 83 B SI 90 B FF 93 4-0 16 G1-6-3 1-2 BB			S SL 84 S SI 93 C FS 85 0-3 ② K			B SL 88 F FF 92 S SL 89 B FF 92 X FF 91 2-2 22 HR 2-3 1B		X SI 94 0-0 ① G4-3	3	1	1	0	1	1	0
16 Brian McCann, L (1, 2) OBP: 0.354, SLG: 0.497	C FS 84 X SI 92 0-1 ②③ G1-6-3 1-2f			C CU 72 L SI 92 B FF 94 B FS 84 F FS 86 F FF 94 B CU 74 F SL 84 S FS 86 3-3 ③ K			B SL 86 B FF 91 X SL 89 2-0 ① L4		S FF 95 F FF 96 S CH 89 0-3 ② K2-3	4	0	0	0	0	2	4
22 Adam LaRoche, L (1, 3) OBP: 0.355, SLG: 0.498		B FF 90 C CU 71 S FS 84 B SI 92 C FS 85 2-3 ① K			C CU 72 F SI 93 B SL 83 F FS 85 X SI 93 1-2 ① F8		D SL 88 B SL 88 F SL 88 B FF 92 X FF 93 3-1 1-H 3-H HR		B CH 86 B CH 85 C FF 94 X FF 94 2-1 ③ 1B	4	1	2	3	0	1	0
19 Yunel Escobar, R (1, 6) OBP: 0.370, SLG: 0.447		X SL 84 0-0 ② L9			F SI 93 F SI 93 B FF 92 B FS 85 B FF 93 S FS 84 3-3 ② K		F SL 79 X SL 80 0-1 1B			3	0	1	0	0	1	0
23 Matt Diaz, R (1, 9) OBP: 0.361, SLG: 0.470		C SL 84 B SL 85 B SI 91 F SL 84 F FS 84 F SI 93 C CU 74 2-3 ③ K			S SI 92 B SI 92 S FS 85 B FF 94 X FS 87 2-2 ③ G5-3		C FF 88 D SL 81 1 SAFE S SL 81 S FF 89 1-3 ② K			3	0	0	0	0	2	1
30 Reid Gorecki, R (1, 7) OBP: 0.250, SLG: 0.250			C SL 83 B CU 72 S SL 84 S SL 85 1-3 ① K2-3			B FF 91 S SL 83 S CU 72 C FF 93 1-3 ① K	B SL 79 X SL 79 1-0 ③ F8			3	0	0	0	0	2	1
33 Javier Vazquez, R (1, 1) OBP: 0.212, SLG: 0.224 58 Peter Moylan, R (7, 1) 34 Eric O'Flaherty, L (8, 1) 20 Greg Norton, S (8, PH) OBP: 0.333, SLG: 0.180 54 Kris Medlen, S (9, 1) 36 Boone Logan, R (9, 1)			C FF 91 X SL 83 0-1 ② G6-3			F FF 92 B SL 85 X SL 83 1-1 4 G5-4-3 1B		C SL 78 B SL 80 X CH 84 1-1 ① G4-3		2 0 0 1 0 0	0 0 0 0 0 0	1 0 0 0 0 0	0 0 0 0 0 0	0 0 0 0 0 0	0 0 0 0 0 0	0 0 0 0 0 0
Inning Stats	R: 0 E: 0 K: 0 S: 6 H: 0 LOB: 1 BB: 2 P: 14	R: 0 E: 0 K: 2 S: 9 H: 0 LOB: 0 BB: 0 P: 13	R: 0 E: 0 K: 1 S: 7 H: 0 LOB: 0 BB: 0 P: 9	R: 0 E: 0 K: 2 S: 11 H: 0 LOB: 0 BB: 0 P: 17	R: 0 E: 0 K: 1 S: 10 H: 0 LOB: 0 BB: 0 P: 16	R: 0 E: 0 K: 1 S: 8 H: 1 LOB: 0 BB: 0 P: 11	R: 3 E: 0 K: 1 S: 13 H: 4 LOB: 1 BB: 0 P: 23	R: 0 E: 0 K: 1 S: 9 H: 0 LOB: 0 BB: 0 P: 13	R: 0 E: 0 K: 1 S: 6 H: 1 LOB: 1 BB: 0 P: 8	1B: 4 2B: 1 3B: 0 HR: 1	SF: 0 SAC: 0 DP: 2 HBP: 0			WP: 0 PB: 0 SB: 0 CS: 0		PA: 32	

PITCHER		IP	WLS	BF	H	R	ER	SO	BB	IBB	HBP	BLK	WP	HR	S	P	ERA	WHIP
19 Aníbal Sánchez, R ERA: 4.97	(1, 1)	6.0	W	20	2	1	1	7	2	0	0	0	0	0	52	82	1.50	0.667
53 Dan Meyer, L ERA: 3.13	(7, 1)	0.1		3	2	2	2	0	0	0	0	0	0	1	6	13	54.00	6.000
40 Kiko Calero, R ERA: 1.8	(7, 1)	1.1	H	5	1	0	0	1	0	0	0	0	0	0	12	17	0.00	0.750
37 Renyel Pinto, L ERA: 2.74	(8, 1)	0.1	H	1	0	0	0	1	0	0	0	0	0	0	3	4	0.00	0.000
46 Juan Carlos Oviedo, R ERA: 4.05	(9, 1)	1.0	S	3	1	0	0	1	0	0	0	0	0	0	6	8	0.00	1.000

PITCHER	IP	WLS	BF	H	R	ER	SO	BB	IBB	HBP	BLK	WP	HR	S	P	ERA	WHIP

BOTTOM

Florida Marlins @ Atlanta Braves

Turner Field, Atlanta, GA

Fri Aug 21 2009, 7:30 PM EDT

Att. 22,608 - Partly Cloudy - 84 F

livebaseballscorecards.com

AB	30
R	3
H	6
RBI	3
BB	2
SO	10
LOB	8

Florida Marlins @ Atlanta Braves

Turner Field, Atlanta, GA

Sat Aug 22 2009, 7:00 PM EDT
Att. 35,200 - Partly Cloudy - 81 F

TOP

livebaseballscorecards.com

Batter	1	2	3	4	5	6	7	8	9	AB	R	H	RBI	BB	SO	LOB
8 Chris Coghlan, L (1, 7) OBP: 0.364, SLG: 0.414	B FF 90 C FF 91 C FF 92 X FF 94 1-2 ① L7			B FF 90 B CH 80 B FF 91 B FF 92 4-0 7 FC4-6 BB	C CU 73 F CH 80 B SL 78 X FF 91 1-2 ③ F7			C FF 93 B FF 95 S SL 83 B SL 85 B FF 94 X SL 82 3-2 ② F7		3	0	0	0	1	0	1
7 Ross Gload, L (1, 3) OBP: 0.339, SLG: 0.385	B FF 92 T FF 92 S CH 84 C FF 93 1-3 ② K			1 SAFE C FF 90 B CU 73 B CU 73 S SL 82 B FF 92 X SL 80 3-2 ① FC4-6 2 G6-4-3 1-2f		B CH 79 X FF 90 1-0 ① P6		B FF 94 F FF 94 B FF 94 C SL 81 B FF 95 X FF 94 3-2 ③ G6-3		4	0	0	0	0	1	1
2 Hanley Ramirez, R (1, 6) OBP: 0.419, SLG: 0.570	F FF 94 X FF 94 0-1 ③ G6-3			C FF 92 X SL 80 0-1 ② ③ G6-4-3 1-2f		B FF 91 B SL 80 C SL 81 B CU 75 B FF 93 4-1 6 G1-4-3 BB			F FF 92 X FC 91 0-1 ① P6	3	0	0	0	1	0	1
6 Dan Uggla, R (1, 4) OBP: 0.348, SLG: 0.441		C FF 91 X SL 82 0-1 ① P3			X FF 90 0-0 ① F8	1 SAFE S CU 72 B SL 80 X SL 79 1-1 ② ③ G1-4-3 1-2f			B FC 90 B SL 84 F FF 93 B FF 93 X FF 93 3-1 ② F7	4	0	0	0	0	0	1
21 John Baker, L (1, 2) OBP: 0.345, SLG: 0.432		B FF 90 X FF 89 1-0 ② G4-3			B FF 90 B FF 91 B FF 91 C FF 92 C SL 81 B FF 94 4-2 27 1B 18 2B BB		C FF 89 C FF 90 0-3 ① K		B SL 83 S SI 95 B SI 95 F SI 94 S SI 96 2-3 ③ K	3	1	0	0	1	2	0
12 Cody Ross, R (1, 8) OBP: 0.328, SLG: 0.473		C FF 91 C SL 82 B FF 92 S CU 74 1-3 ③ K			C SL 80 B SL 81 C CU 74 B SL 82 B FF 94 F SL 80 F FF 93 C FF 92 3-3 ② K		T SL 79 C FF 92 B FF 91 B CU 74 B FF 94 S CU 74 3-3 ② K			3	0	0	0	0	3	1
27 Jeremy Hermida, L (1, 9) OBP: 0.354, SLG: 0.405			C FF 90 C CH 81 B SL 82 B FF 94 S CU 76 2-3 ① K		X FF 92 0-0 18 2B 3 1B 1-2 1B		S SL 80 B FF 92 C FF 92 X FF 94 1-2 2B			3	1	2	0	0	1	0
18 Wes Helms, R (1, 5) OBP: 0.318, SLG: 0.370			C FF 93 S CU 76 F FF 94 X CU 75 0-2 ② L5		C SL 82 B FF 92 B FF 92 X CH 82 2-1 3 1B 1-3 2-H 2B		C FF 93 B SL 80 F SL 79 F CU 75 F FF 91 F CU 75 B FF 93 X FF 92 2-2 ③ G5-3			3	1	1	1	0	0	1
41 Chris Volstad, R (1, 1) OBP: 0.152, SLG: 0.156 3 Jorge Cantu, R (5, PH) OBP: 0.340, SLG: 0.438 44 Brian Sanches, R (5, 1) 37 Renyel Pinto, L (7, 1) 1 Emilio Bonifácio, S (8, PH) OBP: 0.307, SLG: 0.315 48 Brendan Donnelly, R (8, 1) 22 Matt Lindstrom, R (8, 1)			C FF 92 S FF 94 S SL 83 0-3 ③ K		C FF 92 X FF 94 0-1 2-H 3-H 1B			B SL 77 C FF 90 F FF 92 F SL 85 S SL 84 1-3 ① K		1 1 0 0 1 0 0	0 0 0 0 0 0 0	0 1 0 0 0 0 0	0 2 0 0 0 0 0	1 0 0 0 1 0 0	0 0 0 0 0 0 0	0 0 0 0 0 0 0
Inning Stats	R: 0 E: 0 K: 1 S: 8 H: 0 LOB: 0 BB: 0 P: 10	R: 0 E: 0 K: 1 S: 6 H: 0 LOB: 0 BB: 0 P: 8	R: 0 E: 0 K: 2 S: 10 H: 0 LOB: 0 BB: 0 P: 12	R: 0 E: 0 K: 0 S: 5 H: 0 LOB: 0 BB: 1 P: 12	R: 3 E: 0 K: 1 S: 16 H: 3 LOB: 1 BB: 1 P: 26	R: 0 E: 0 K: 0 S: 4 H: 0 LOB: 0 BB: 1 P: 10	R: 0 E: 0 K: 2 S: 15 H: 1 LOB: 1 BB: 0 P: 21	R: 0 E: 0 K: 1 S: 10 H: 0 LOB: 0 BB: 0 P: 17	R: 0 E: 0 K: 1 S: 7 H: 0 LOB: 0 BB: 0 P: 12	1B: 2 2B: 2 3B: 0 HR: 0 SF: 0 SAC: 0 DP: 2 HBP: 0						

	AB	29
	R	3
	H	4
	RBI	3
	BB	3
	SO	9
	LOB	6

WP: 0 PA: 32
PB: 0
SB: 0
CS: 0

PITCHER		IP	WLS	BF	H	R	ER	SO	BB	IBB	HBP	BLK	WP	HR	S	P	ERA	WHIP
48 Tommy Hanson, R ERA: 3.12	(1, 1)	7.0	W	26	4	3	3	7	3	0	0	0	0	0	64	99	3.86	1.000
51 Michael Gonzalez, L ERA: 2.5	(8, 1)	1.0	H	3	0	0	0	1	0	0	0	0	0	0	10	17	0.00	0.000
Rafael Soriano, R ERA: 2.41	(9, 1)	1.0	S	3	0	0	0	1	0	0	0	0	0	0	7	12	0.00	0.000

PITCHER		IP	WLS	BF	H	R	ER	SO	BB	IBB	HBP	BLK	WP	HR	S	P	ERA	WHIP

Florida Marlins @ Atlanta Braves

Turner Field, Atlanta, GA

Sat Aug 22 2009, 7:00 PM EDT
Att. 35,200 - Partly Cloudy - 81 F

BOTTOM

Batter	1	2	3	4	5	6	7	8	9	AB	R	H	RBI	BB	SO	LOB
4 Omar Infante, R (1, 7) OBP: 0.388, SLG: 0.425	B FF 92 F FF 92 B CU 77 X SI 92 2-1 HR	C CU 79 B SI 92 B SI 91 B CH 84 B SI 92 4-1 2 S BB			C SL 82 B SL 83 C FF 90 C FF 90 1-3 ②		B FF 87 B FF 86 B SL 83 C FF 88 F FF 89 F FF 88 B SL 82 4-2 2 FC3-6 BB			2	1	1	1	2	1	0
2 Kelly Johnson, L (1, 4) OBP: 0.293, SLG: 0.393	B SI 94 S CH 85 B CH 84 B SI 94 B CH 85 4-1 22 S 22 1B BB	C FF 91 1 SAFE B FF 90 B FF 91 X CH 84 2-1 ③ G4-3 1-2			S FO 80 X FO 80 0-1 ③ G3-1		B FF 92 X CH 82 1-0 ② FC3-6 10 BB 1-2f 2-3			3	1	0	0	1	0	3
10 Chipper Jones, S (1, 5) OBP: 0.402, SLG: 0.469	F SI 93 1 SAFE B SI 92 F FF 93 C CU 78 1-3 ①	B CU 79 B SI 92 X SI 92 2-0 ① G3				B FF 88 S FO 78 B FF 88 F FF 90 F FF 90 B FO 81 B FF 91 4-2 22 S BB	B FF 90 B FF 90 B FF 92 B FF 93 4-0 1-2 BB			2	0	0	0	2	1	1
22 Adam LaRoche, L (1, 3) OBP: 0.356, SLG: 0.498	1 SAFE B FF 92 F CH 84 1 SAFE 1 SAFE B FF 92 S CH 84 B SI 93 X CH 84 3-2 19 HR 1B 1-H	C CU 78 B CH 84 B SI 92 B SI 93 X SI 92 3-1 19 G1-4-3 1B				C FF 90 C FF 90 B SI 88 S FO 79 1-3 ① 1-2	B CH 81 C CH 83 B FF 93 B FF 94 C FF 92 C CH 83 3-3 ③			4	1	2	1	0	2	4
19 Yunel Escobar, R (1, 6) OBP: 0.372, SLG: 0.455	B SI 92 B SI 91 C CH 85 F SI 92 F CU 78 X CH 84 2-2 2-H HR	C SI 91 C SI 91 X SI 92 0-2 ②③ G1-4-3 1-2f				C FF 88 C SI 91 B FF 88 T SL 86 1-2 ② K	C FF 89 B FS 88 X FS 88 1-1 23 SH1-3 1B			4	1	2	2	0	1	2
23 Matt Diaz, R (1, 9) OBP: 0.368, SLG: 0.478	F SI 93 F SI 93 B SI 93 B FF 92 F CU 80 F SI 93 X CH 85 2-2 8 F7-3 1B	F SI 91 X SI 91 0-1 30 CS 2B				B SI 89 S SL 84 B FF 88 B SL 86 B FF 90 4-1 BB	X FS 88 0-0 ① SH1-3 1-2			2	0	2	0	1	0	0
8 David Ross, R (1, 2) OBP: 0.360, SLG: 0.491	X SI 92 0-0 ②③ F7-3 1-1		B FF 92 F FF 92 S SI 92 X SI 92 1-2 ① G6-3			C SL 86 C FF 88 B FF 89 D SL 86 B SL 84 X SL 84 3-2 ③ G5-3		B FF 92 B SI 97 X SI 96 2-0 ② F9		4	0	0	0	0	0	5
30 Reid Gorecki, R (1, 8) OBP: 0.250, SLG: 0.250		L SI 92 B CU 78 X SI 92 1-1 ① L4	C SI 92 2 SAFE B CU 79 B CU 79 C SI 93 F CU 80 X SI 92 2-2 ②③ P3 2-3				S SL 81 X SL 82 0-1 2 FC3-6 33 SH3-4 1B	S FF 98 B FF 98 S FF 98 F SI 98 X SL 83 1-2 ③ G6-3		4	0	1	0	0	0	2
48 Tommy Hanson, R (1, 1) OBP: 0.077, SLG: 0.077 33 Javier Vazquez, R (7, PH) OBP: 0.212, SLG: 0.224 51 Michael Gonzalez, R (8, 1) Rafael Soriano, R (9, 1)		S SI 93 C SI 93 C SI 92 0-3 ②			C FF 87 B SL 83 S FF 90 S FF 90 1-3 ①		1 SAFE 1 SAFE X FF 87 0-0 ① SH3-4 1-2			2 0 0 0	0 0 0 0	0 0 0 0	0 0 0 0	0 0 0 0	2 0 0 0	0 0 0 0
Inning Stats	R: 4 E: 0 K: 1 S: 19 H: 4 LOB: 0 BB: 1 P: 33	R: 0 E: 0 K: 1 S: 8 H: 0 LOB: 1 BB: 1 P: 15	R: 0 E: 0 K: 0 S: 6 H: 1 LOB: 0 BB: 0 P: 11	R: 0 E: 0 K: 0 S: 9 H: 1 LOB: 0 BB: 0 P: 12	R: 0 E: 0 K: 2 S: 8 H: 0 LOB: 0 BB: 0 P: 10	R: 0 E: 0 K: 2 S: 13 H: 0 LOB: 2 BB: 2 P: 26	R: 0 E: 0 K: 1 S: 10 H: 1 LOB: 3 BB: 2 P: 22	R: 0 E: 0 K: 0 S: 8 H: 1 LOB: 1 BB: 0 P: 12		1B: 5 2B: 2 3B: 0 HR: 2 SF: 0 SAC: 2 DP: 2 HBP: 0						

livebaseballscorecards.com

AB	27
R	4
H	8
RBI	4
BB	6
SO	7
LOB	17

WP: 0 PB: 0 SB: 3 CS: 1 PA: 35

PITCHER		IP	WLS	BF	H	R	ER	SO	BB	IBB	HBP	BLK	WP	HR	S	P	ERA	WHIP
41 Chris Volstad, R ERA: 4.73	(1, 1)	4.0	L	17	6	4	4	2	2	0	0	0	0	2	42	71	9.00	2.000
44 Brian Sanches, R ERA: 0.9	(5, 1)	2.1		11	1	0	0	4	3	0	0	0	0	0	27	46	0.00	1.714
37 Renyel Pinto, L ERA: 2.7	(7, 1)	0.2		3	0	0	0	1	1	0	0	0	0	0	4	12	0.00	1.500
48 Brendan Donnelly, R ERA: 2.04	(8, 1)	0.1		2	1	0	0	0	0	0	0	0	0	0	3	4	0.00	3.000
22 Matt Lindstrom, R ERA: 5.86	(8, 1)	0.2		2	0	0	0	0	0	0	0	0	0	0	5	8	0.00	0.000

PITCHER	IP	WLS	BF	H	R	ER	SO	BB	IBB	HBP	BLK	WP	HR	S	P	ERA	WHIP

Florida Marlins @ Atlanta Braves

Turner Field, Atlanta, GA

Sun Aug 23 2009, 1:30 PM EDT

Att. 30,478 - Sunny - 76 F

livebaseballscorecards.com

Batter	1	2	3	4	5	6	7	8	9	AB	R	H	RBI	BB	SO	LOB
8 Chris Coghlan, L (1, 7) OBP: 0.368, SLG: 0.416	B SI 89 C SI 89 C SI 90 X SI 89 1-2 7 G6-4-3 1B		B SL 80 X SI 88 1-0 2 K 7 G3 1B		C SI 89 X CH 85 0-1 ① G4-3		C SI 92 B FF 92 B SI 89 B SI 91 B SI 92 4-1 BB			3	0	2	0	1	0	0
7 Ross Gload, L (1, 3) OBP: 0.332, SLG: 0.376	B SI 90 1 SAFE X SI 90 1-0 ①② G6-4-3 1-2f		L SI 88 X SI 88 0-1 ① G3 1-2		F SI 88 F CH 85 C SI 90 0-3 ② K		1 SAFE 1 SAFE B CH 81 1 SAFE B SI 90 F SI 91 X SI 92 2-1 ③ G6-3			4	0	0	0	0	1	3
2 Hanley Ramirez, R (1, 6) OBP: 0.421, SLG: 0.574	C CH 85 C SL 82 B SI 90 B SI 86 B SL 82 X SL 82 3-2 2B		S SL 81 B SI 89 F CH 84 B FC 87 S SI 89 2-3 ②③ K 2-3		X CH 85 0-0 1B			X SI 91 0-0 3 L6-3 1B		4	0	3	0	0	1	1
3 Jorge Cantu, R (1, 5) OBP: 0.338, SLG: 0.434	C SI 90 X SI 90 0-1 ③ F8			B CH 84 X SL 80 1-0 ① G5-3	B SL 82 1 SAFE B CH 84 C SL 82 X SL 81 2-1 ③ F7			1 SAFE C SI 89 F SI 89 B SL 78 F SI 90 B SI 90 X SI 90 2-2 ①② L6-3 1-1		4	0	0	0	0	0	3
6 Dan Uggla, R (1, 4) OBP: 0.349, SLG: 0.442		B SI 88 X SI 89 1-0 12 E 1B		B CH 85 C CH 85 B CH 85 B SL 81 X SI 90 3-1 27 E 12 1B 29 2B 1B		S SI 89 C SL 80 B FF 90 X SI 91 1-1 ① G6-3		B SL 80 C SL 80 B SL 80 C SI 90 S SL 81 2-3 ③ K		4	2	2	0	0	1	0
12 Cody Ross, R (1, 8) OBP: 0.329, SLG: 0.475		F SI 89 1 SAFE B SI 89 B SL 82 F SI 89 F SI 89 X SL 82 2-2 E2 29 G5-4-3 1-H 2B		X SI 89 0-0 27 E 29 2B 1-2 1B		B SI 90 C FF 90 B CU 80 F CU 79 F CH 79 X CU 79 2-2 ② P3			C FF 93 C FF 94 0-3 ① K	4	2	2	1	0	1	0
27 Jeremy Hermida, L (1, 9) OBP: 0.356, SLG: 0.404		B CH 84 B SL 81 B SL 80 B SI 90 4-0 29 G5-4-3 BB		C SI 90 X SI 90 0-1 FC6 29 2B 1-2 2-3		B SI 91 B SI 91 C SI 91 F SI 91 S CH 82 2-3 ③ K			B SI 95 C SI 95 S SL 85 B SI 96 F SI 96 F SL 86 B FF 96 X FF 96 3-2 21 DI 1B	3	1	1	0	1	1	2
29 Ronny Paulino, R (1, 2) OBP: 0.333, SLG: 0.416		X SI 89 0-0 ①② G5-4-3 1-2f 3-H		F SI 89 F SI 89 X SI 90 0-2 ② 1-H 2-H 3-H 2B			C CU 79 B CU 78 C SI 90 B CU 80 F CU 79 B CU 79 C SI 91 3-3 ① K		C FF 92 X SL 83 0-1 ② L4	4	0	1	3	0	1	2
47 Ricky Nolasco, R (1, 1) OBP: 0.184, SLG: 0.162 51 Cristhian Martinez, R (5, 1) 14 Gaby Sanchez, R (7, PH) 40 Kiko Calero, R (7, 1) 37 Renyel Pinto, L (8, 1) 22 Matt Lindstrom, R (8, 1) 21 John Baker, L (9, PH) OBP: 0.343, SLG: 0.430		B SI 89 C SI 89 S SL 82 X SI 89 1-2 ③ G4-3		C SI 90 F SL 83 F SI 90 C SI 91 0-3 ③ K			B FF 91 X SI 91 1-0 ② G6-3		B SI 96 F SI 95 S SI 96 X SI 96 1-2 ③ F7 1-2	2 0 1 0 0 0 1	0 0 0 0 0 0 0	0 0 0 0 0 0 0	0 0 0 0 0 0 0	0 0 0 0 0 0 0	1 0 0 0 0 0 0	0 0 0 0 0 0 1

TOP

AB	34
R	5
H	11
RBI	4
BB	2
SO	7
LOB	12

Inning Stats	1	2	3	4	5	6	7	8	9	1B: 8	SF: 0	WP: 0	PA: 36
	R: 0 E: 0 K: 0 S: 9	R: 2 E: 1 K: 0 S: 9	R: 0 E: 0 K: 1 S: 6	R: 3 E: 1 K: 1 S: 13	R: 0 E: 0 K: 1 S: 8	R: 0 E: 0 K: 1 S: 9	R: 0 E: 0 K: 1 S: 8	R: 0 E: 0 K: 1 S: 8	R: 0 E: 0 K: 1 S: 13	2B: 4	SAC: 0	PB: 0	
	H: 2 LOB: 1 BB: 0 P: 14	H: 2 LOB: 0 BB: 1 P: 17	H: 1 LOB: 1 BB: 0 P: 9	H: 3 LOB: 0 BB: 0 P: 17	H: 1 LOB: 1 BB: 0 P: 10	H: 0 LOB: 0 BB: 0 P: 14	H: 0 LOB: 1 BB: 1 P: 18	H: 1 LOB: 0 BB: 0 P: 12	H: 1 LOB: 1 BB: 0 P: 17	3B: 0 HR: 0	DP: 3 HBP: 0	SB: 0 CS: 0	

PITCHER		IP	WLS	BF	H	R	ER	SO	BB	IBB	HBP	BLK	WP	HR	S	P	ERA	WHIP
32 Derek Lowe, R ERA: 4.48	(1, 1)	5.0		22	9	5	3	3	1	0	0	0	0	0	45	67	5.40	2.000
54 Kris Medlen, R ERA: 4.01	(6, 1)	2.0		7	0	0	0	2	1	0	0	0	0	0	17	32	0.00	0.500
58 Peter Moylan, R ERA: 3.17	(8, 1)	1.0	W	3	1	0	0	1	0	0	0	0	0	0	8	12	0.00	1.000
Rafael Soriano, R ERA: 2.37	(9, 1)	1.0	S	4	1	0	0	1	0	0	0	0	0	0	13	17	0.00	1.000

PITCHER	IP	WLS	BF	H	R	ER	SO	BB	IBB	HBP	BLK	WP	HR	S	P	ERA	WHIP

Batter	1	2	3	4	5	6	7	8	9	AB	R	H	RBI	BB	SO	LOB
4 Omar Infante, R (1, 7) OBP: 0.388, SLG: 0.419	F FF 89 C FF 91 B CU 75 S SL 84 1-3 K ①	S CU 74 F FF 92 X SL 85 0-2 L4 ③		X SL 85 0-0 1-2 3-H 1B		C CH 82 X SL 80 0-1 F7 ①		B FF 89 B FF 88 C FF 87 B FF 88 C FF 87 F FF 88 B FF 89 4-2 10 G1-3 2 BB 16 1B BB		4	1	1	1	1	1	1
2 Kelly Johnson, L (1, 4) OBP: 0.295, SLG: 0.388	B SI 89 F FS 84 B CU 74 B FF 91 B FF 90 4-1 10 BB 16 HR BB		C CU 72 S SL 82 B FF 91 X SL 84 1-2 F7 ①	B FS 84 F FS 85 F SI 90 F FF 92 F FF 92 B SL 85 F FS 85 B SL 83 S SL 83 3-3 K ②		B SI 88 B CH 84 F SI 89 F SI 90 S CH 85 2-3 K ②		L FF 89 L FF 90 B FF 91 1 SAFE D CH 82 B FF 92 B CH 83 4-2 10 G1-3 16 1B 1-2 BB		3	2	0	0	2	2	2
10 Chipper Jones, S (1, 5) OBP: 0.404, SLG: 0.466	F FF 90 1 SAFE F SI 88 B FF 91 B SL 83 B FF 91 F FF 91 D CU 75 4-2 16 HR 1-2 BB		B CU 75 C SL 84 B FF 91 F SL 83 B CU 76 F FF 91 B SL 82 4-2 16 FC3-6 BB	X FS 86 0-0 G3 ③		B FF 91 B CH 84 B CH 84 B SI 89 4-0 16 BB BB		B FF 91 B CH 83 C CH 83 B FF 92 F FF 92 X CH 82 3-2 G1-3 ① 1-2 2-3		2	1	0	0	3	0	4
16 Brian McCann, L (1, 2) OBP: 0.359, SLG: 0.508	C CU 73 S FF 92 X CU 76 0-2 1-H 2-H HR		C SI 90 S SL 83 B FF 92 B FF 92 X SL 83 2-2 FC3-6 ② 22 1B 1-2f		B CU 72 X FS 82 1-0 23 1B 19 1B 1B	B SI 91 F CH 85 B SI 91 B SI 90 3-1 1-2 BB		S FF 92 X CH 84 0-1 22 BB 2-H 3-H 1B		4	1	3	5	1	0	1
22 Adam LaRoche, L (1, 3) OBP: 0.357, SLG: 0.495	C FF 90 C SL 82 S SL 83 0-3 K ②		1 SAFE X FF 92 0-0 1-2 1B		B FS 82 B FS 81 X FF 90 2-0 F8 ①	C SI 91 B CH 86 C SI 91 F CH 86 X CH 86 1-2 G6-3 ③		B FF 93 B FF 92 B FF 91 B FF 92 4-0 19 G4-6-3 1-2 BB		4	0	1	0	1	1	3
19 Yunel Escobar, R (1, 6) OBP: 0.370, SLG: 0.452	B FF 91 B SL 83 S FF 91 B SL 84 S FF 91 F FF 91 X SL 84 3-2 F7 ③		F FF 91 B SI 89 X SL 84 1-1 F8 ③		T FF 92 B FF 93 B FF 91 X SL 83 2-1 23 1B 1-2 1B		C FF 89 B SL 81 X SL 80 1-1 G5-3 ① S SI 97 X SI 98 0-1 G4-6-3 ② ③ 1-2f			5	0	1	0	0	0	4
23 Matt Diaz, R (1, 9) OBP: 0.377, SLG: 0.498		C FF 90 B SL 83 F SL 83 F FF 91 F FF 93 X SL 85 1-2 32 SH3 1B		B SL 82 C SL 82 B SL 83 X FF 90 2-1 32 1B 4 1B 2B	X FF 90 0-0 1-2 2-3 1B		X SL 80 0-0 30 SF9 3B			4	2	4	0	0	0	0
30 Reid Gorecki, R (1, 8) OBP: 0.188, SLG: 0.200		F FF 91 F SL 83 S CU 76 0-3 K ①		S SL 83 C FF 91 B FF 92 X SL 85 1-2 L3 ① S SL 81 T SL 82 B SI 92 S SI 92 1-3 K ②		B B SL 80 F SL 81 B SL 80 X FF 89 3-1 SF9 ② 3-H				3	0	0	1	0	2	5
32 Derek Lowe, R (1, 1) OBP: 0.261, SLG: 0.190 20 Greg Norton, S (5, PH) OBP: 0.329, SLG: 0.177 54 Kris Medlen, S (6, 1) 33 Javier Vazquez, R (7, PH) OBP: 0.208, SLG: 0.220 58 Peter Moylan, R (8, 1) Rafael Soriano, R (9, 1)		B FF 89 1 SAFE L FS 87 X FF 90 1-1 SH3 ② 1-2		F FF 92 X SL 82 0-1 4 1B 2-3 1B	C CH 84 C CH 84 B SI 90 X SL 82 1-2 G4-3 ③		C FF 89 C FF 89 S FF 89 0-3 K ③			1 1 0 1 0 0	0 0 0 0 0 0	1 0 0 0 0 0	0 0 0 0 0 0	0 3 0 1 0 0	0 0 0 0 0 0	0 0 0 0 0 0
Inning Stats	R: 3 E: 0 K: 2 S: 17 H: 1 LOB: 0 BB: 2 P: 29	R: 0 E: 0 K: 1 S: 13 H: 1 LOB: 1 BB: 0 P: 15	R: 0 E: 0 K: 0 S: 12 H: 1 LOB: 2 BB: 1 P: 20	R: 1 E: 0 K: 1 S: 15 H: 3 LOB: 2 BB: 0 P: 21	R: 0 E: 0 K: 1 S: 11 H: 3 LOB: 3 BB: 0 P: 18	R: 0 E: 0 K: 1 S: 10 H: 0 LOB: 2 BB: 2 P: 20	R: 1 E: 0 K: 1 S: 8 H: 1 LOB: 0 BB: 0 P: 12	R: 2 E: 0 K: 0 S: 12 H: 1 LOB: 1 BB: 3 P: 27		1B: 8 2B: 1 3B: 1 HR: 1 SF: 1 SAC: 1 DP: 1 HBP: 0						

PITCHER		IP	WLS	BF	H	R	ER	SO	BB	IBB	HBP	BLK	WP	HR	S	P	ERA	WHIP
47 Ricky Nolasco, R ERA: 5.31	(1, 1)	4.1		25	9	4	4	4	3	0	0	0	0	1	62	95	8.31	2.769
51 Cristhian Martinez, R ERA: 4.5	(5, 1)	1.2		7	0	0	0	2	2	0	0	0	0	0	16	28	0.00	1.200
40 Kiko Calero, R ERA: 2.15	(7, 1)	1.0	L	5	1	2	2	1	1	0	0	0	0	0	11	19	18.00	2.000
37 Renyel Pinto, L ERA: 2.87	(8, 1)	0.1		4	1	1	1	0	2	0	0	0	0	0	7	18	27.00	9.000
22 Matt Lindstrom, R ERA: 5.75	(8, 1)	0.2		1	0	0	0	0	0	0	0	0	0	0	2	2	0.00	0.000

PITCHER	IP	WLS	BF	H	R	ER	SO	BB	IBB	HBP	BLK	WP	HR	S	P	ERA	WHIP

BOTTOM

Florida Marlins @ Atlanta Braves

Turner Field, Atlanta, GA

Sun Aug 23 2009, 1:30 PM EDT

Att. 30,478 - Sunny - 76 F

livebaseballscorecards.com

AB	32
R	7
H	11
RBI	7
BB	8
SO	7
LOB	23

WP: 0 PA: 42
PB: 0
SB: 0
CS: 0

Batter	1	2	3	4	5	6	7	8	9	10	11	12	AB	R	H	RBI	BB	SO	LOB
1 Everth Cabrera, S (1, 6) OBP: 0.352, SLG: 0.399	C FF 88 S CH 82 B FF 91 B CH 84 B FF 91 X FF 90 3-2 ① G4-3		X FF 88 0-0 ① G4-3		C CH 82 L FF 90 B CH 84 X FF 91 1-2 ② G6-3			C FF 89 F CH 82 B FF 93 B FF 92 C FF 90 2-3 ① K		C FF 90 C FF 92 S SL 84 0-3 ① K		C SI 93 C CU 80 D CH 84 C SI 92 1-3 ② K	6	0	0	0	0	3	2
22 David Eckstein, R (1, 4) OBP: 0.316, SLG: 0.326	C FF 92 F FF 91 X SL 80 0-2 7 BB 23 BB 1B		C FF 90 F CH 82 X FF 91 0-2 ② G4-3		B FF 93 S CH 81 F FF 93 F FF 94 X FF 94 1-2 ③ G4-3			B FF 93 C SI 90 B FF 92 F CH 81 X CH 81 2-2 ② G6-3		C FF 89 F FF 93 X FF 92 0-2 ② G4-3		X SI 92 0-0 1-3 2-H 2B	6	0	2	1	0	0	0
23 Adrián González, L (1, 3) OBP: 0.404, SLG: 0.558	B FF 91 B FF 90 B FF 91 B FF 91 4-0 7 BB 1-2 BB		X FF 90 0-0 HR			F FF 91 B CH 82 F CH 81 X CH 82 1-2 ① F7		B CH 82 B FF 92 B CH 82 D CH 82 4-0 7 BB BB		B FF 93 F FF 93 X SL 79 2-0 ③ F8		I IN 74 I IN 80 I IN 82 I IN 79 4-0 IBB	3	1	1	1	3	0	0
7 Chase Headley, S (1, 7) OBP: 0.334, SLG: 0.388	B SI 90 C FF 91 S FF 91 F FF 92 B CH 85 D CH 85 F FF 92 B FF 92 4-2 1-2 2-3 BB		B FF 90 C FF 90 X CH 82 1-1 1B			X FF 90 0-0 2B		S FF 90 D CH 83 B SI 90 B SI 90 C FF 90 B FF 90 4-2 1-2 BB			C SI 92 B SI 93 B SI 92 T SI 93 S SI 95 2-3 ① K	B CH 82 C SI 89 B SI 90 C SI 91 B SI 92 S CH 82 3-3 ③ K	4	0	2	0	2	2	3
25 Will Venable, L (1, 9) OBP: 0.333, SLG: 0.454	C FF 92 C CH 84 S FF 93 0-3 ② K		S CH 82 1 SAFE D CH 82 1 SAFE 1 SAFE 1 SAFE S CH 82 P PO 85 1 SAFE F CH 82 3-3 F FF 82 1 SAFE F FF 92 D CH 84 S CH 83 ③ K			X CH 82 0-0 ② F8		D SL 82 B FF 90 C FF 90 S SL 84 X SL 85 2-2 ③ F9			S SI 94 T SI 94 S SI 94 0-3 ② K		5	0	0	0	0	3	7
5 Kevin Kouzmanoff, R (1, 5) OBP: 0.298, SLG: 0.415	C FF 93 X SL 82 0-1 ③ F9			X FF 88 0-0 4 1B		F SL 82 B FF 91 2 SAFE S CH 83 S CH 84 1-3 ③ K			X SL 78 0-0 ① G5-3		C SL 82 C SL 83 S FF 93 0-3 ③ K		5	0	1	0	0	2	4
4 Nick Hundley, R (1, 2) OBP: 0.304, SLG: 0.374	B FF 88 B FF 89 F SI 91 B FF 90 T FF 91 X FF 92 3-2 ① F8			1 SAFE C SL 81 B SL 81 S CH 82 C FF 94 1-3 ① ② K 1-2			F CH 82 X CH 81 0-1 ① F7		C SI 89 B SI 90 B SL 79 B SI 90 F SI 89 F SI 90 F SI 91 C SI 91 3-3 ② K			X FF 91 0-0 22 2B 2B	5	1	1	0	0	2	1
18 Tony Gwynn Jr., L (1, 8) OBP: 0.346, SLG: 0.342	C FF 90 X FF 90 0-1 ② G1-3			C FF 90 B SL 82 B FF 90 X FF 91 2-1 ③ F8			C CH 81 F FF 91 S CH 82 0-3 ② K		B SI 90 F SI 89 X SI 90 1-1 1B			L SI 90 L CH 81 S CH 80 0-3 ① K	5	0	1	0	0	2	1
38 Mat Latos, R (1, 1) OBP: 0.063, SLG: 0.063 57 Luke Gregerson, L (8, 1) 14 Oscar Salazar, R (9, PH) OBP: 0.294, SLG: 0.525 21 Heath Bell, R (9, 1) 40 Greg Burke, R (10, 1) 54 Joe Thatcher, L (10, 1) 15 Luis Antonio Rodriguez, S (12, PH) OBP: 0.320, SLG: 0.275 45 Edward Mujica, R (12, 1) OBP: 0.667, SLG: 0.667	C FF 90 B FF 92 F FF 91 C SL 81 1-3 ③ K				C FF 88 X SL 80 0-1 ① G6-3		F FF 92 X SI 93 0-1 ③ L4		1 SAFE 1 SAFE F SI 89 S SI 90 1 SAFE S SL 80 0-3 ③ K			B CU 80 B CH 83 B SI 91 C SI 91 C CH 83 B CH 83 4-2 22 2B BB	3 0 1 0 0 0 0 0 0	0 0 0 0 0 0 0 0 0	0 0 0 0 0 0 0 0 0	0 0 0 0 0 0 0 1 0	1 0 1 0 0 0 0 0 0	0 0 1 0 0 0 0 0 0
Inning Stats	R: 0 E: 0 K: 1 S: 15 H: 1 LOB: 3 BB: 2 P: 26	R: 0 E: 0 K: 1 S: 8 H: 0 LOB: 0 BB: 0 P: 12	R: 1 E: 0 K: 1 S: 14 H: 2 LOB: 1 BB: 0 P: 17	R: 0 E: 0 K: 1 S: 6 H: 1 LOB: 0 BB: 0 P: 9	R: 0 E: 0 K: 0 S: 9 H: 0 LOB: 0 BB: 0 P: 11	R: 0 E: 0 K: 1 S: 8 H: 1 LOB: 1 BB: 0 P: 10	R: 0 E: 0 K: 1 S: 7 H: 0 LOB: 0 BB: 0 P: 7	R: 0 E: 0 K: 1 S: 11 H: 0 LOB: 2 BB: 2 P: 25	R: 0 E: 0 K: 2 S: 11 H: 1 LOB: 1 BB: 0 P: 15	R: 0 E: 0 K: 1 S: 7 H: 0 LOB: 0 BB: 0 P: 9	R: 0 E: 0 K: 3 S: 9 H: 0 LOB: 0 BB: 0 P: 11	R: 1 E: 0 K: 3 S: 13 H: 2 LOB: 3 BB: 2 P: 25	1B: 4 2B: 3 3B: 0 HR: 1	SF: 0 SAC: 0 DP: 0 HBP: 0	WP: 0 PB: 0 SB: 0 CS: 0	PA: 49			

PITCHER	IP	WLS	BF	H	R	ER	SO	BB	IBB	HBP	BLK	WP	HR	S	P	ERA	WHIP
49 Jair Jurrjens, R (1, 1) ERA: 2.91	7.2		31	5	1	1	7	4	0	0	0	0	1	75	112	1.17	1.174
34 Eric O'Flaherty, L (8, 1) ERA: 3.19	0.1		1	0	0	0	0	0	0	0	0	0	0	3	5	0.00	0.000
58 Peter Moylan, R (9, 1) ERA: 3.11	1.0		4	1	0	0	2	0	0	0	0	0	0	11	15	0.00	1.000
51 Michael Gonzalez, L (10, 1) ERA: 2.45	1.0		3	0	0	0	1	0	0	0	0	0	0	7	9	0.00	0.000
Rafael Soriano, R (11, 1) ERA: 2.33	1.0		3	0	0	0	3	0	0	0	0	0	0	9	11	0.00	0.000

PITCHER	IP	WLS	BF	H	R	ER	SO	BB	IBB	HBP	BLK	WP	HR	S	P	ERA	WHIP
54 Kris Medlen, R (12, 1) ERA: 4.1	1.0	L	7	2	1	1	3	1	1	0	0	0	0	13	25	9.00	3.000

San Diego Padres @ Atlanta Braves

Turner Field, Atlanta, GA

Tue Aug 25 2009, 7:00 PM EDT

Att: 15,389 - Partly Cloudy - 85 F

TOP

livebaseballscorecards.com

AB	43
R	2
H	8
RBI	2
BB	6
SO	16
LOB	19

Batter	1	2	3	4	5	6	7	8	9	10	11	12	AB	R	H	RBI	BB	SO	LOB
4 Omar Infante, R (1, 8) OBP: 0.371, SLG: 0.398	C FF 92 X FF 93 0-1 G6-3 ①			B CH 82 B FF 95 B FF 92 C FF 94 X FF 95 3-1 F8 ①		B SL 82 X FF 93 1-0 F9 ② 2-3		B FF 92 S SL 82 X SL 83 1-1 F6 ②		L SI 90 B SI 91 1 SAFE 1 SAFE L SI 90 B SL 83 1 SAFE B SI 89 X SI 90 3-2 G5-3 ① 1-2		C FF 93 F SL 84 C FF 94 0-3 K ②	6	0	0	0	0	1	5
14 Martín Prado, R (1, 4) OBP: 0.355, SLG: 0.459 (11, 5)	C FF 92 B FF 93 B SL 83 X FF 94 2-1 F9 ②			B FF 96 C FF 95 F FF 94 X CH 83 1-2 L9 ②		B FF 95 C SL 82 X FF 95 1-1 G6-3 ③		C SL 83 S SL 84 S SL 84 0-3 K ③		C SI 91 D SL 81 X SI 91 1-1 G6-3 ②		B FF 95 B FS 88 F FF 94 X FF 94 2-1 L9 ③	6	0	0	0	0	1	5
10 Chipper Jones, S (1, 5) OBP: 0.402, SLG: 0.462 Rafael Soriano, R (11, 1) 54 Kris Medlen, S (12, 1)	B FF 93 B FF 93 C FF 93 X CH 82 2-1 G4-3 ③			X CH 82 0-0 G3-1 ③			X SL 81 0-0 F7 ①		B CU 82 B FF 94 F FF 93 F FF 94 B CU 82 F CU 80 X CU 81 3-2 F9 ① I IN 70 I IN 70 I IN 68 I IN 66 4-0 8 BB IBB				4	0	0	0	1	0	0
16 Brian McCann, L (1, 2) OBP: 0.358, SLG: 0.505 30 Reid Gorecki, R (9, PR) OBP: 0.188, SLG: 0.200 8 David Ross, R (10, 2) OBP: 0.365, SLG: 0.491		S FF 94 F FF 94 X SL 82 0-2 F9 ①			B CH 83 B CH 85 C FF 93 B FF 94 S FF 94 S FF 94 3-3 K ①		C FC 86 F SL 83 F FF 94 X SL 83 0-2 F8 ②		C FF 94 B SI 94 B FF 94 X CU 80 2-1 18 S 22 1B 1B	B SL 82 D SL 81 C SL 81 S SL 82 F SL 82 B SI 92 B SI 91 4-2 1-2 2-3 BB			4	0	1	0	0	1	0
18 Garret Anderson, L (1, 7) OBP: 0.314, SLG: 0.433		X FF 95 0-0 G5-3 ②			B FF 94 C SL 81 B FF 96 X FF 94 2-1 1B		B SL 83 C SL 83 C SL 82 F SL 82 B FF 94 F SL 83 F FF 96 F FF 95 X SL 82 2-2 G6-3 ③		D CU 81 B FF 92 C FF 92 C CU 82 F CU 80 B FF 94 4-2 22 1B 1-2 BB	C FF 87 F SL 76 B FC 86 S SL 77 1-3 K ③			4	0	1	0	1	1	3
19 Yunel Escobar, R (1, 6) OBP: 0.368, SLG: 0.449		C FF 96 B FF 95 B SL 81 B FF 94 F FF 92 X FF 94 3-2 F9 ③			B SL 80 F SL 81 F FF 93 F FF 95 D FF 90 C FF 94 2-3 K ②			C SL 81 S FF 91 X SL 85 0-2 20 BB 23 1B 1B	C CU 79 S FF 94 S FF 94 0-3 K ②		X FF 87 0-0 G1-3 ①		5	0	1	0	0	2	3
22 Adam LaRoche, L (1, 3) OBP: 0.355, SLG: 0.492			B FF 92 B FF 90 B FF 90 C FF 92 X FF 94 3-1 F7 ①		S CH 84 C CH 83 S FF 96 0-3 K ③			B SI 90 B SL 81 S SI 90 C SI 92 S SL 83 2-3 K ① X CU 80 0-0 1-3 2-H 1B			F FF 86 B SL 76 B SL 76 X FF 86 2-1 G3 ②		5	0	1	1	0	2	2
23 Matt Diaz, R (1, 9) OBP: 0.377, SLG: 0.496			S FF 93 B FF 96 B FC 88 X FF 94 2-1 L8 ②			C SL 82 S SL 82 X SL 81 0-2 4 F9 49 SH3-4 1B		X SL 82 0-0 20 BB 1-2 1B	S FF 94 X FF 93 0-1 B3 ③		S FF 87 C FF 87 B FF 88 B SL 76 F FF 88 X FC 88 2-2 F8 ③		5	0	2	0	0	0	2
49 Jair Jurrjens, R (1, 1) OBP: 0.000, SLG: 0.157 34 Eric O'Flaherty, L (8, 1) 20 Greg Norton, S (8, PH) OBP: 0.238, SLG: 0.177 58 Peter Moylan, R (9, 1) 51 Michael Gonzalez, R (10, 1) 2 Kelly Johnson, L (10, PH) OBP: 0.296, SLG: 0.387 (11, 4)			C FF 95 B FF 96 C FF 95 C FF 96 1-3 K ③			P PO 91 1 SAFE L FF 92 1 SAFE L FF 92 B FF 92 X FF 94 2-2 SH3-4 ① 1-2		B SL 81 B SL 82 B SI 90 B FF 90 4-0 1-2 2-3 BB	S SL 81 B CH 85 S CH 85 B SI 91 B SL 81 B SI 90 4-2 8 BB 4 G5-3 BB		C FS 86 B FS 86 X FF 93 1-1 F7 ①	1 0 0 0 0 0 1	0 0 0 0 0 0 0	0 0 0 0 0 0 0	0 0 0 0 1 0 0	0 0 0 0 0 0 0	1 0 0 0 0 0 1	0 0 0 0 0 0 0
Inning Stats	R: 0 E: 0 K: 0 S: 6 H: 0 LOB: 0 BB: 0 P: 10	R: 0 E: 0 K: 0 S: 7 H: 0 LOB: 0 BB: 0 P: 10	R: 0 E: 0 K: 1 S: 7 H: 0 LOB: 0 BB: 0 P: 13	R: 0 E: 0 K: 0 S: 6 H: 0 LOB: 0 BB: 0 P: 10	R: 0 E: 0 K: 3 S: 12 H: 1 LOB: 1 BB: 0 P: 19	R: 0 E: 0 K: 0 S: 10 H: 1 LOB: 1 BB: 0 P: 13	R: 0 E: 0 K: 0 S: 12 H: 0 LOB: 0 BB: 0 P: 14	R: 0 E: 0 K: 2 S: 12 H: 2 LOB: 3 BB: 1 P: 19	R: 1 E: 0 K: 1 S: 15 H: 2 LOB: 2 BB: 1 P: 24	R: 0 E: 0 K: 1 S: 13 H: 0 LOB: 3 BB: 3 P: 30	R: 0 E: 0 K: 0 S: 7 H: 0 LOB: 0 BB: 0 P: 11	R: 0 E: 0 K: 1 S: 7 H: 0 LOB: 0 BB: 0 P: 10	1B: 6 2B: 0 3B: 0 HR: 0	SF: 0 SAC: 1 DP: 0 HBP: 0	WP: 0 PB: 0 SB: 1 CS: 0	PA: 47

PITCHER		IP	WLS	BF	H	R	ER	SO	BB	IBB	HBP	BLK	WP	HR	S	P	ERA	WHIP
38 Mat Latos, R ERA: 4.06	(1, 1)	7.0		23	2	0	0	4	0	0	0	0	0	0	60	89	0.00	0.286
57 Luke Gregerson, R ERA: 3.36	(8, 1)	1.0	H	6	2	0	0	2	1	0	0	0	0	0	12	19	0.00	3.000
21 Heath Bell, R ERA: 2.26	(9, 1)	1.0	B	6	2	1	1	1	1	0	0	0	0	0	15	24	9.00	3.000
40 Greg Burke, R ERA: 4.02	(10, 1)	0.2		5	0	0	0	0	2	1	0	0	0	0	10	26	0.00	3.000
54 Joe Thatcher, L ERA: 2.94	(10, 1)	1.1	W	4	0	0	0	1	0	0	0	0	0	0	10	15	0.00	0.000

PITCHER		IP	WLS	BF	H	R	ER	SO	BB	IBB	HBP	BLK	WP	HR	S	P	ERA	WHIP
45 Edward Mujica, R ERA: 3.26	(12, 1)	1.0	S	3	0	0	0	1	0	0	0	0	0	0	7	10	0.00	0.000

BOTTOM

San Diego Padres @ Atlanta Braves

Turner Field, Atlanta, GA

Tue Aug 25 2009, 7:00 PM EDT

Att. 15,389 - Partly Cloudy - 85 F

livebaseballscorecards.com

AB	41
R	1
H	6
RBI	1
BB	5
SO	9
LOB	20

San Diego Padres @ Atlanta Braves

Turner Field, Atlanta, GA

Wed Aug 26 2009, 7:00 PM EDT

Att. 15,619 - Partly Cloudy - 84 F

TOP

livebaseballscorecards.com

Batter	1	2	3	4	5	6	7	8	9	AB	R	H	RBI	BB	SO	LOB
1 Everth Cabrera, S (1, 6) OBP: 0.359, SLG: 0.405	C SI 90 B FF 90 L SI 89 X FF 89 1-2 23 WP 22 1B 1B	1 SAFE B SI 89 B FO 84 B FF 89 C FF 88 F FF 88 F FF 90 B FF 88 4-2 22 FC6-4 1-2 BB			L FF 89 C CU 68 B CU 67 X FO 82 1-2 ② G3-1	X SI 90 0-0 ② G3 2-3		F FF 96 B FF 96 B FF 96 C SL 81 F SL 84 F FF 96 B CH 88 B SL 82 4-2 22 S 22 1B BB	X FF 94 0-0 22 1B 23 1B 1-3 2B	4	2	2	0	2	0	1
22 David Eckstein, R (1, 4) OBP: 0.321, SLG: 0.330	1 SAFE C SI 90 C FO 85 F FF 91 D SI 86 1 SAFE X FO 86 1-2 23 WP 1-2 1B	C FF 90 X FO 85 0-1 ③ FC6-4 1-2f			C FF 88 B SI 89 F FO 83 X FO 83 1-2 ③ F8	C FF 90 D SI 91 D CH 84 F FF 91 F CH 85 B FF 92 B FF 93 4-2 23 1B BB		B SI 95 F FF 97 X FF 96 1-1 5 HBP 7 1B 1-H 1B	C SI 92 X FF 93 0-1 7 E 23 1B 5 PB 2-3 3-H 1B	5	1	3	2	1	0	2
23 Adrián González, L (1, 3) OBP: 0.407, SLG: 0.561	B FF 90 B SI 87 S SI 90 S FF 91 F SI 92 B SI 88 B FF 90 4-2 1-2 2-3 BB	B CU 68 X FF 88 1-0 ① F7				X FF 88 0-0 7 1B 25 2B 2B B FF 90 2-2 1-2 3-H 1B		C FF 98 D CH 88 B CH 87 B FF 97 T SL 83 S FF 96 3-3 ① K	B SL 80 C SL 80 F FF 93 X FF 93 1-2 5 PB 7 E 5 FC1-2 1-2 3-H 1B	5	1	3	2	1	1	1
7 Chase Headley, S (1, 7) OBP: 0.334, SLG: 0.387	C FF 91 B FF 91 C FF 89 F FO 86 B FF 90 X FF 89 2-2 ① F9	B CU 69 B FF 90 C SI 89 B SI 90 F FF 90 X FF 90 3-2 ② F8				X FF 88 1-1 25 2B 5 G4-3 2-3 1B G SI 89 1-1 X SI 90 ③ G3-1		S SL 83 C FF 95 X FF 96 0-2 5 HBP 1-2 1B	S SI 93 B CH 83 D CH 83 B FF 92 F SI 92 X SI 92 3-2 E4 5 PB 1-2 2-3	6	1	2	0	0	0	7
25 Will Venable, L (1, 9) OBP: 0.333, SLG: 0.456	B FO 87 X FF 90 1-0 ② F7	B CU 69 X FF 89 1-0 ③ G3				X CU 69 0-0 5 G4-3 4 2B 1-3 3-H 2B	C FF 94 B CH 83 X FF 93 1-1 5 HR 1B	B FF 97 F SL 81 B FF 95 S FF 96 S SL 83 2-3 ② K	C FF 92 S SI 92 S FF 92 0-3 ② K	6	2	2	1	0	2	8
5 Kevin Kouzmanoff, R (1, 5) OBP: 0.298, SLG: 0.419	B SI 88 X FF 92 1-0 ③ F8			B SI 90 F CU 68 S FO 84 X CU 67 1-2 ① G2-3		B FO 84 S FO 86 X FF 90 1-1 ① G4-3 2-3 3-H	1 SAFE X SL 80 0-0 1-H HR	H FF 96 1-0 1-2 2-3 HBP	S CH 82 S CH 83 B SL 79 B CH 83 F SI 92 X CH 84 2-2 ③ FC1-2 1-2 2-H 3-H	5	1	1	3	0	0	6
4 Nick Hundley, R (1, 2) OBP: 0.302, SLG: 0.375		C FF 90 B FF 90 B FF 90 S FF 90 X CU 69 2-2 ① F7		F FF 89 B FF 89 C FO 84 S CU 69 1-3 ② K		F FO 85 X FO 85 0-1 18 1B 15 1B 3-H 2B	F FF 94 B FF 95 X CH 85 1-1 ① F9	C SL 81 D SL 85 C SL 84 B FF 96 X SL 83 2-2 ③ F7		5	1	1	1	0	1	3
18 Tony Gwynn Jr., L (1, 8) OBP: 0.346, SLG: 0.343		X FF 90 0-0 1 BB 1B		C FF 89 B FC 87 X FO 84 1-1 ③ F8		T SL 83 B FF 90 B FF 90 B SL 84 X FF 90 3-1 15 E 2-3 1B	C SL 80 B FF 96 C FF 95 F SL 83 B SL 82 F SL 83 B FF 94 S SL 80 3-3 ② K		C FF 91 C SL 79 F SL 79 F SL 80 B FF 93 B FF 92 S SL 79 2-3 ① K	5	1	2	0	0	2	0
46 Tim Stauffer, R (1, 1) OBP: 0.267, SLG: 0.214 15 Luis Antonio Rodriguez, S (6, PH) OBP: 0.327, SLG: 0.279 55 Adam Russell, R (6, 1) 54 Joe Thatcher, L (7, 1) 14 Oscar Salazar, R (9, PH) OBP: 0.359, SLG: 0.533 58 Ryan Webb, R (9, 1)		L FF 89 C CU 69 M CU 70 0-3 ② K			C FF 88 S CU 66 C FF 90 0-3 ① K	X CH 82 0-0 E2 1 G3 23 1B 2-H 3-H 1B	B FF 95 S FF 96 B FF 96 X FF 95 2-1 ③ G6-3		X FF 94 0-0 1 2B 22 1B 1B	2 1 1 0 0 1	0 1 0 0 1 0	0 1 0 0 1 0	0 1 0 0 0 0	2 0 0 0 0 0	1 0 0 0 0 0	1 0 0 0 0 0

Inning Stats	1	2	3	4	5	6	7	8	9
	R: 0 E: 0 K: 0 S: 16	R: 0 E: 0 K: 1 S: 12	R: 0 E: 0 K: 0 S: 5	R: 0 E: 0 K: 1 S: 8	R: 0 E: 0 K: 1 S: 9	R: 6 E: 1 K: 0 S: 21	R: 2 E: 0 K: 1 S: 12	R: 1 E: 0 K: 2 S: 18	R: 3 E: 1 K: 2 S: 22
	H: 2 LOB: 3 BB: 1 P: 26	H: 1 LOB: 2 BB: 1 P: 18	H: 0 LOB: 0 BB: 0 P: 10	H: 0 LOB: 0 BB: 0 P: 11	H: 0 LOB: 0 BB: 0 P: 11	H: 7 LOB: 2 BB: 1 P: 33	H: 2 LOB: 0 BB: 0 P: 19	H: 2 LOB: 3 BB: 1 P: 31	H: 4 LOB: 2 BB: 0 P: 30

1B: 13	SF: 0
2B: 4	SAC: 0
3B: 0	DP: 0
HR: 1	HBP: 1

WP: 1	PA: 51
PB: 1	
SB: 1	
CS: 0	

AB	46
R	12
H	18
RBI	10
BB	4
SO	8
LOB	29

PITCHER		IP	WLS	BF	H	R	ER	SO	BB	IBB	HBP	BLK	WP	HR	S	P	ERA	WHIP
11 Kenshin Kawakami, R ERA: 4.08	(1, 1)	5.1	L	25	7	4	4	3	2	0	0	0	1	0	58	86	6.75	1.688
34 Eric O'Flaherty, L ERA: 3.59	(6, 1)	0.1		5	3	2	2	0	1	0	0	0	0	0	11	20	54.00	12.000
58 Peter Moylan, R ERA: 3.09	(6, 1)	0.1		1	0	0	0	0	0	0	0	0	0	0	2	3	0.00	0.000
46 Manny Acosta, R ERA: 4.32	(7, 1)	2.0		12	4	3	3	3	1	0	1	0	0	1	30	50	13.50	2.500
36 Boone Logan, L ERA: 5.17	(9, 1)	1.0		8	4	3	2	2	0	0	0	0	0	0	22	30	18.00	4.000

PITCHER	IP	WLS	BF	H	R	ER	SO	BB	IBB	HBP	BLK	WP	HR	S	P	ERA	WHIP

Batter	1	2	3	4	5	6	7	8	9	AB	R	H	RBI	BB	SO	LOB
23 Matt Diaz, R (1, 9) OBP: 0.381, SLG: 0.496	C FF 89 S SL 84 B SL 85 F SI 90 F CU 78 X SL 86 1-2 G6-3 ①		S CU 75 X SI 88 0-1 14 G6-3 1B		B FF 90 C SL 84 C SI 89 X CU 76 1-2 14 CS 1B		F SI 92 B SL 78 B SI 93 B SI 93 B SI 92 4-1 16 1B BB		C SL 87 C SL 87 B SI 96 S SL 86 1-3 K ①	4	0	2	0	1	1	1
14 Martín Prado, R (1, 4) OBP: 0.359, SLG: 0.458	B FF 91 B SL 86 X FF 91 2-0 10 BB 16 HR 1B		B SL 83 S SL 83 1 SAFE B FF 87 X SL 83 2-1 G6-3 ① ② 1-2f		B FF 88 D SL 84 1 SAFE 1 SAFE F CH 79 D SL 84 F FF 90 B FF 90 4-2 ② 1-2 BB		C SI 90 B SI 91 F SI 92 S SL 80 1-3 K ①		B SL 88 B SI 96 B SI 95 C SI 95 B SI 95 4-1 16 1B 10 G3-1 1-2 BB	3	1	1	0	2	1	2
10 Chipper Jones, S (1, 5) OBP: 0.400, SLG: 0.457	B SI 90 B SI 88 B SI 90 B FF 90 4-0 16 HR 1-2 BB		B SL 85 B FF 89 B FF 89 C FF 88 X FF 90 3-1 F8 ③		C CH 80 C CU 76 F FF 90 D CU 80 B CU 76 1 SAFE F SI 89 X SL 83 2-2 L5 ③		X SI 96 0-0 F8 ②		B SL 86 F SI 96 F SL 87 X SI 95 1-2 G3-1 ② 1-2 2-3	4	1	0	0	1	0	4
16 Brian McCann, L (1, 2) OBP: 0.361, SLG: 0.515	C SL 84 C CU 76 F FF 90 X SL 85 0-2 HR 1-H 2-H			B SL 83 X CH 80 1-0 G3 ①		F SI 94 F SI 96 B SL 82 S SI 95 1-3 K ①	B FF 87 B FF 87 X FF 87 2-0 1B 1-2		C SL 86 X SL 87 0-1 1B 2-3 3-H	5	1	3	4	0	1	0
18 Garret Anderson, L (1, 7) OBP: 0.315, SLG: 0.433	B FF 92 C SL 84 C SL 84 B CU 77 F SL 85 X SL 83 2-2 19 G6-4-3 1B			C CH 80 C CU 76 B FF 90 B FF 89 F SL 84 X SI 90 2-2 19 BB 1B		B SL 82 B SL 80 S SI 95 X SI 96 2-1 F7 ②	C SL 75 B SL 76 B SL 76 C FF 88 C FF 89 2-3 K ③		B SI 95 S CH 82 F SI 95 S SL 87 1-3 K ③	5	0	2	0	0	2	4
19 Yunel Escobar, R (1, 6) OBP: 0.369, SLG: 0.448	D SL 85 B SI 88 B SI 90 C FF 89 X SL 84 3-1 G6-4-3 ② ③ 1-2f			B FF 90 1 SAFE B SL 84 B SL 84 C FF 90 F SL 85 B SL 85 4-2 1-2 BB		X SI 93 0-0 22 1B 25 1B 1B		B FF 86 C FF 87 X SL 76 1-1 G1-3 ①		3	1	1	0	1	0	1
22 Adam LaRoche, L (1, 3) OBP: 0.354, SLG: 0.489		X FF 88 0-0 G3-1 ①		B CH 79 F CH 80 C SI 89 S SL 84 1-3 K ②		C CH 82 B SI 95 X CH 83 1-1 25 1B 1-2 1B		B SL 76 F FF 87 C FF 87 F SL 77 F SL 77 X SL 76 1-2 P6 ②		4	0	1	0	0	1	2
25 Ryan Church, L (1, 8) OBP: 0.342, SLG: 0.393		C FF 89 B CU 76 F SL 84 B CU 77 X CU 76 2-2 F8 ②		B CH 80 X CH 79 1-0 F8 ③		C SI 95 F SL 79 F SI 97 B SI 96 X CH 84 1-2 1-3 2-H 1B		S FF 86 S FF 85 F FF 86 X SL 76 0-2 P4 ③		4	0	1	1	0	0	2
11 Kenshin Kawakami, R (1, 1) OBP: 0.175, SLG: 0.108 34 Eric O'Flaherty, L (6, 1) 58 Peter Moylan, R (6, 1) 20 Greg Norton, S (6, PH) OBP: 0.333, SLG: 0.175 46 Manny Acosta, R (7, 1) 36 Boone Logan, R (9, 1) 4 Omar Infante, R (9, PH) OBP: 0.376, SLG: 0.403		B FF 90 S FF 89 F FF 90 S CU 77 1-3 K ③			C FF 89 F SL 83 X CU 77 0-2 G6-3 ①	C SI 94 X SI 95 0-1 F8 ③			B SI 94 X SI 96 1-0 10 G3-1 14 PB 16 1B 1B	2 0 0 1 0 0 1	0 0 0 0 0 0 1	0 0 0 0 0 0 1	0 0 0 0 0 0 1	1 0 0 0 0 0 0	0 0 0 2 0 0 0	0 0 0 0 0 0 0
Inning Stats	R: 3 E: 0 K: 0 S: 16 H: 3 LOB: 0 BB: 1 P: 28	R: 0 E: 0 K: 1 S: 7 H: 0 LOB: 0 BB: 0 P: 10	R: 0 E: 0 K: 0 S: 6 H: 1 LOB: 0 BB: 0 P: 11	R: 0 E: 0 K: 1 S: 11 H: 1 LOB: 2 BB: 1 P: 20	R: 0 E: 0 K: 0 S: 13 H: 1 LOB: 1 BB: 1 P: 20	R: 1 E: 0 K: 1 S: 14 H: 3 LOB: 2 BB: 0 P: 19	R: 0 E: 0 K: 2 S: 9 H: 1 LOB: 2 BB: 1 P: 18	R: 0 E: 0 K: 0 S: 11 H: 0 LOB: 0 BB: 0 P: 13	R: 1 E: 0 K: 2 S: 13 H: 2 LOB: 2 BB: 1 P: 21	1B: 11 2B: 0 3B: 0 HR: 1	SF: 0 SAC: 0 DP: 2 HBP: 0			WP: 0 PB: 1 SB: 0 CS: 1	PA: 41		

PITCHER		IP	WLS	BF	H	R	ER	SO	BB	IBB	HBP	BLK	WP	HR	S	P	ERA	WHIP
46 Tim Stauffer, R ERA: 4.11	(1, 1)	5.0	W	21	6	3	3	2	3	0	0	0	0	1	53	89	5.40	1.800
55 Adam Russell, R ERA: 5.4	(6, 1)	1.2	H	9	3	1	1	2	1	0	0	0	0	0	19	29	5.40	2.400
54 Joe Thatcher, L ERA: 2.83	(7, 1)	1.1		5	1	0	0	1	0	0	0	0	0	0	15	21	0.00	0.750
58 Ryan Webb, R ERA: 5.25	(9, 1)	1.0		6	2	1	1	2	1	0	0	0	0	0	13	21	9.00	3.000

PITCHER	IP	WLS	BF	H	R	ER	SO	BB	IBB	HBP	BLK	WP	HR	S	P	ERA	WHIP

BOTTOM

San Diego Padres @ Atlanta Braves

Turner Field, Atlanta, GA

Wed Aug 26 2009, 7:00 PM EDT
Att. 15,619 - Partly Cloudy - 84 F

livebaseballscorecards.com

AB	36
R	5
H	12
RBI	5
BB	5
SO	7
LOB	18

San Diego Padres @ Atlanta Braves

Turner Field, Atlanta, GA

Thu Aug 27 2009, 7:00 PM EDT

Att. 18,651 - Overcast - 72 F

TOP

livebaseballscorecards.com

Batter	1	2	3	4	5	6	7	8	9	AB	R	H	RBI	BB	SO	LOB
1 Everth Cabrera, S (1, 6) OBP: 0.361, SLG: 0.407	B FF 89 C FF 89 F FF 90 X FF 90 1-2 1B		B SI 89 B SL 81 B FF 89 C FF 89 F FF 90 F FF 90 F FF 90 X FF 91 3-2 22 FC3-6 1-2 1B		X FF 91 0-0 ③ G4-3			C SI 90 B SI 90 X CU 79 1-1 ② L1		4	0	2	0	0	0	1
22 David Eckstein, R (1, 4) OBP: 0.319, SLG: 0.327 15 Luis Antonio Rodriguez, S (8, 4) OBP: 0.326, SLG: 0.277	B FF 88 1 SAFE C SL 82 X FF 89 1-1 ① F9		C SI 91 F FF 90 X SI 92 0-2 ② FC3-6 1-2f 2-3			C SL 82 F SL 84 S SL 84 0-3 ① K		B SI 91 B SI 91 F SI 91 F SI 92 F CH 83 S CH 82 2-3 ③ K		3 1	0 0	0 0	0 0	0 0	1 1	3 0
23 Adrián González, L (1, 3) OBP: 0.405, SLG: 0.557 14 Oscar Salazar, R (7, 3) OBP: 0.354, SLG: 0.525	X SL 85 0-0 ② F9		C FF 92 F SL 86 X CH 77 0-2 ③ G6-3			B CU 74 X CU 70 1-0 ② G3-1			C FF 87 B SL 85 B FF 89 F FF 88 F FF 90 F FF 90 X FF 90 2-2 ① F7	3 1	0 0	0 0	0 0	0 0	0 0	3 0
7 Chase Headley, S (1, 7) OBP: 0.331, SLG: 0.384	C FF 89 B CH 82 B CH 83 S CH 82 1 SAFE F FF 90 1 SAFE X FF 90 2-2 ③ F7			L FF 88 C FF 90 B FF 91 F FF 91 B FF 92 C FF 91 2-3 ① K		F FF 90 B FF 90 B FF 92 X FF 91 2-1 ③ L3			X SI 88 0-0 ② G4-3	4	0	0	0	0	1	1
25 Will Venable, L (1, 9) OBP: 0.332, SLG: 0.467		B FF 90 F CH 82 F SL 84 B FF 91 S FF 91 2-3 ① K		S CH 79 F FF 91 B FF 92 C FF 92 1-3 ② K			B FF 90 B SI 90 F FF 90 X FF 91 2-1 ① F7		B SI 88 B SI 87 X SI 87 2-0 HR	4	1	1	1	0	2	0
5 Kevin Kouzmanoff, R (1, 5) OBP: 0.300, SLG: 0.420		C SI 91 B SL 84 X SI 91 1-1 ② G6-3		C FF 90 B FF 91 F FF 92 X FF 92 1-2 ③ F9			X CU 75 0-0 4 G6-3 2B		C FF 89 B FF 88 B SL 86 F FF 89 F FF 91 F FF 91 B SL 85 B FF 90 4-2 BB	3	0	1	0	1	0	0
4 Nick Hundley, R (1, 2) OBP: 0.300, SLG: 0.372		C SI 90 C SI 90 X CH 80 0-2 ③ G6-3			X FF 87 0-0 18 G3 1B		X SI 90 0-0 ② G6-3 2-3		B FF 89 X FF 88 1-0 ③ G6-3	4	0	1	0	0	0	2
18 Tony Gwynn Jr., L (1, 8) OBP: 0.346, SLG: 0.343 58 Ryan Webb, R (7, 1)			C FF 88 B SL 84 B FF 90 X FF 91 2-1 22 FC3-6 1 1B 1B		C SI 88 B CH 80 F SI 89 X FF 90 1-2 ① G3 1-2		X CH 82 0-0 ③ F9			3 0	0 0	1 0	0 0	0 0	0 0	2 0
33 Clayton Richard, L (1, 1) OBP: 0.125, SLG: 0.200 59 Luis Perdomo, R (3, 1) 8 Kyle Blanks, R (5, PH) OBP: 0.351, SLG: 0.490 45 Edward Mujica, R (5, 1) OBP: 0.667, SLG: 0.667 11 Drew Macias, L (7, 8) OBP: 0.317, SLG: 0.382			L SI 87 L FF 88 T SI 89 0-2 ① K		B CU 74 C CU 73 B SL 81 S CU 73 B CU 67 S FF 92 3-3 ② K			C SI 90 C CH 80 X CH 82 0-2 ① G1-3		1 0 1 0 1	0 0 0 0 0	0 0 0 0 0	0 0 0 0 0	1 0 1 0 0	1 0 1 0 0
Inning Stats	R: 0 E: 0 K: 0 S: 10 H: 1 LOB: 1 BB: 0 P: 14	R: 0 E: 0 K: 1 S: 8 H: 0 LOB: 0 BB: 0 P: 11	R: 0 E: 0 K: 1 S: 16 H: 2 LOB: 2 BB: 0 P: 21	R: 0 E: 0 K: 2 S: 10 H: 0 LOB: 0 BB: 0 P: 14	R: 0 E: 0 K: 1 S: 8 H: 1 LOB: 1 BB: 0 P: 12	R: 0 E: 0 K: 1 S: 6 H: 0 LOB: 0 BB: 0 P: 9	R: 0 E: 0 K: 0 S: 5 H: 1 LOB: 1 BB: 0 P: 7	R: 0 E: 0 K: 1 S: 9 H: 0 LOB: 0 BB: 0 P: 12	R: 1 E: 0 K: 0 S: 12 H: 1 LOB: 1 BB: 1 P: 21	1B: 4 2B: 1 3B: 0 HR: 1 SF: 0 SAC: 0 DP: 0 HBP: 0						

	AB	33
	R	1
	H	6
	RBI	1
	BB	1
	SO	7
	LOB	14

WP: 0 PB: 0 SB: 0 CS: 0 PA: 34

PITCHER		IP	WLS	BF	H	R	ER	SO	BB	IBB	HBP	BLK	WP	HR	S	P	ERA	WHIP
33 Javier Vazquez, R ERA: 3.02	(1, 1)	7.0	W	26	5	0	0	6	0	0	0	0	0	0	63	88	0.00	0.714
54 Kris Medlen, R ERA: 4.02	(8, 1)	1.0		3	0	0	0	1	0	0	0	0	0	0	9	12	0.00	0.000
38 Buddy Carlyle, R ERA: 8.85	(9, 1)	1.0		5	1	1	1	0	1	0	0	0	0	1	12	21	9.00	2.000

PITCHER	IP	WLS	BF	H	R	ER	SO	BB	IBB	HBP	BLK	WP	HR	S	P	ERA	WHIP

Batter	1	2	3	4	5	6	7	8	9	AB	R	H	RBI	BB	SO	LOB
23 Matt Diaz, R (1, 9) OBP: 0.383, SLG: 0.496	C SI 88 F FF 89 X SL 87 0-2 ① F7	X CH 83 0-0 10 1B; 16 1B; 2-3 3-H 1B	X SL 85 0-0 1-2 2-3 3-H 1B		C SL 79 X SL 81 0-1 ① G4-3	F FF 92 B FS 89 B FF 93 F SL 83 S FF 93 2-3 ③ K		S SL 86 B SI 94 X SI 93 1-1 1B		6	1	3	2	0	1	1
14 Martín Prado, R (1, 4) OBP: 0.355, SLG: 0.454 (8, 5)	C FF 89 F FF 91 F FF 92 C FF 93 0-3 ② K	B FF 89 F FF 90 X SI 90 1-1 ② SF8; 3-H	B SL 87 B SL 77 B FF 93 C SI 93 F SI 93 F SL 86 S SL 87 3-3 ② K		C SL 82 F FF 93 B FF 94 B FF 94 X FF 94 2-2 10 BB; 1B		B SL 86 C SI 95 B SI 94 X SL 83 2-1 ① F9	B SL 86 C SL 84 X SI 94 1-1 ③ G4-3		5	0	1	1	0	2	4
10 Chipper Jones, S (1, 5) OBP: 0.404, SLG: 0.458 2 Kelly Johnson, L (7, PR) OBP: 0.296, SLG: 0.387 (8, 4)	F FF 92 B FF 92 B FF 92 X FF 91 2-1 1B	1 SAFE B CU 76 X FF 90 1-0 16 1B; 1-2 1B	X SI 93 0-0 ③ F8		B FS 87 B FS 87 S FF 93 F FF 93 B FF 93 F FF 94 B FF 93 4-2 1-2 BB		B CH 82 B SI 96 F SI 95 B SL 86 B SI 95 4-1 19 1B; 30 1B; BB			3 0	0 1	2 0	0 0	2 0	0 0	3 0
16 Brian McCann, L (1, 2) OBP: 0.359, SLG: 0.511 54 Kris Medlen, S (8, 1) 38 Buddy Carlyle, L (9, 1)	C FF 91 C FF 92 X FF 94 0-2 F7	B SL 85 S SL 85 X SI 92 ③ 1-1 1-2 2-H 1B		B CH 87 B SI 93 F SI 94 B SI 95 X SI 94 3-1 ① F8	B FF 93 C FF 93 F FF 93 X FF 94 1-2 ② P3		B SL 85 F SI 94 F SI 94 X CH 82 1-2 ② F7			5 0 0	0 0 0	1 0 0	1 0 0	0 0 0	0 0 0	4 0 0
19 Yunel Escobar, R (1, 6) OBP: 0.371, SLG: 0.450		4 BB; 18 1B; 33 1B; 1B L4		C SL 87 B SL 87 F SI 94 B FC 89 X SL 88 2-2 18 FC3-6; 1B	F FF 94 B FF 94 X FF 94 1-1 ③ G3		C SI 95 B SL 84 B SL 83 B SI 95 X SI 94 3-1 30 1B; 1-2 1B			5	1	3	0	0	0	4
18 Garret Anderson, L (1, 7) OBP: 0.315, SLG: 0.431 30 Reid Gorecki, R (7, 8) OBP: 0.235, SLG: 0.250	C FF 89 1 SAFE C FF 90 B FF 92 X SL 87 1-2 33 1B; 4 BB; 33 E; 1B	C SL 85 X CU 75 0-1 ① G3	B CH 88 C SL 87 F SL 87 F FC 87 X SL 87 1-2 ② FC3-6; 22 WP; 4 1B; 1-2f			B FS 84 X SI 91 1-0 ① P6	B SL 84 B SI 95 C SI 95 X SI 94 2-1 1-2 2-H 1B			4 1	2 0	1 1	0 1	0 0	0 0	1 0
22 Adam LaRoche, L (1, 3) OBP: 0.357, SLG: 0.496	C SL 84 F SL 85 B FF 93 C FF 91 1-3 ① K	B CU 78 S SL 85 C SI 90 F FF 92 X FF 91 1-2 33 SH; 4 BB; 23 1B; 1B	D SI 92 B SL 84 B SI 94 B SI 94 4-0 4 1B; 1-2 BB			X FF 93 0-0 HR	B CH 82 F CH 82 B CH 81 C SI 94 S SL 86 2-3 ③ K			4	2	2	1	1	2	4
4 Omar Infante, R (1, 8) OBP: 0.390, SLG: 0.409 (7, 7)	C FF 90 B SL 87 B FF 91 B FF 91 B FF 91 4-1 33 E; 23 1B; 1-2 2-3 BB	B FF 90 S CH 80 S CH 81 B FF 93 D CH 82 B CH 80 4-2 23 1B; 33 SH; 1-2 BB	X SI 94 0-0 33 WP; 1-3 2-H 1B			B FS 85 C SL 80 B FS 86 F FF 93 F FF 93 B FF 94 F FF 94 X FF 93 3-2 1B		C SL 86 B SL 83 X SI 94 1-1 ① G6-3		3	1	2	1	2	0	0
33 Javier Vazquez, R (1, 1) OBP: 0.214, SLG: 0.226 8 David Ross, R (8, 2) OBP: 0.362, SLG: 0.486	B FF 90 B FF 90 C FF 90 X SI 92 2-1 E9; 23 1B; 14 SF8; 1-3 2-H 3-H 1B	X FF 90 0-0 SH; 23 1B; 1-2 2-3	C FF 96 S SI 95 S FC 89 0-3 ③ K			B FF 93 F FF 93 C FF 92 B SL 83 S SL 83 2-3 ② K		B SI 94 X SI 94 1-0 ② G6-3		3 1	1 0	1 0	1 0	0 0	2 0	3 0
Inning Stats	R: 0 H: 1 E: 0 LOB: 1 K: 1 BB: 0 S: 12 P: 14	R: 5 H: 6 E: 1 LOB: 2 K: 1 BB: 1 S: 20 P: 32	R: 1 H: 2 E: 1 LOB: 3 K: 1 BB: 1 S: 16 P: 24	R: 1 H: 2 E: 0 LOB: 2 K: 1 BB: 1 S: 13 P: 23	R: 0 H: 1 E: 0 LOB: 2 K: 0 BB: 1 S: 13 P: 21	R: 1 H: 2 E: 0 LOB: 1 K: 2 BB: 0 S: 13 P: 21	R: 1 H: 2 E: 0 LOB: 2 K: 1 BB: 1 S: 13 P: 27	R: 0 H: 1 E: 0 LOB: 1 K: 0 BB: 0 S: 7 P: 11		1B: 16 SF: 1 2B: 0 SAC: 1 3B: 0 DP: 0 HR: 1 HBP: 0						

PITCHER		IP	WLS	BF	H	R	ER	SO	BB	IBB	HBP	BLK	WP	HR	S	P	ERA	WHIP
33 Clayton Richard, L ERA: 4.79	(1, 1)	2.1	L	19	9	6	6	2	2	0	0	0	0	0	42	61	23.14	4.714
59 Luis Perdomo, R ERA: 4.7	(3, 1)	1.2		8	2	1	1	2	1	0	0	0	2	0	19	32	5.40	1.800
45 Edward Mujica, R ERA: 3.3	(5, 1)	2.0		10	3	1	1	2	1	0	0	0	0	1	26	42	4.50	2.000
58 Ryan Webb, R ERA: 5.14	(7, 1)	2.0		10	3	1	1	1	1	0	0	0	0	0	20	38	4.50	2.000

PITCHER	IP	WLS	BF	H	R	ER	SO	BB	IBB	HBP	BLK	WP	HR	S	P	ERA	WHIP

BOTTOM

San Diego Padres @ Atlanta Braves

Turner Field, Atlanta, GA

Thu Aug 27 2009, 7:00 PM EDT
Att. 18,651 - Overcast - 72 F

livebaseballscorecards.com

AB	40
R	9
H	17
RBI	8
BB	5
SO	7
LOB	24

WP: 2 PA: 47
PB: 0
SB: 0
CS: 0

Atlanta Braves @ Philadelphia Phillies

Citizens Bank Park, Philadelphia, PA

Fri Aug 28 2009, 7:05 PM EDT

Att. 44,747 - Rain - 69 F

TOP

livebaseballscorecards.com

Batter	1	2	3	4	5	6	7	8	9	AB	R	H	RBI	BB	SO	LOB
23 Matt Diaz, R (1, 9) OBP: 0.387, SLG: 0.509	X FF 87 0-0 ① F9		B FC 80 C FF 82 S CH 76 X FF 82 1-2 14 1B 2B		X CH 76 0-0 2-H 2B			B FC 91 C FF 95 X FC 89 1-1 14 1B 10 FC6-4 2B	B FF 93 B FF 93 C FF 93 S SL 85 S SL 84 2-3 ③ K	5	1	3	1	0	1	0
14 Martín Prado, R (1, 4) OBP: 0.357, SLG: 0.455	B FF 87 C SL 79 B FF 88 X CH 76 2-1 ② G6-3		B FF 82 X FC 79 1-0 2-3 1B		B CH 76 C FC 79 F SI 82 F CH 76 X SI 82 1-2 ② G6-3			C FF 96 B FF 94 X FF 94 1-1 10 FC6-4 2-3 1B		4	0	2	0	0	0	1
10 Chipper Jones, S (1, 5) OBP: 0.400, SLG: 0.454	C SL 80 X SL 82 0-1 ③ F7		C CH 76 B CH 76 F SI 84 1 SAFE X SI 82 1-2 ② P6		B SI 82 S FC 79 B SI 83 X CH 76 2-1 ③ L7			X FC 91 0-0 ① FC6-4 19 BB 18 1B 1-2f 3-H		4	0	0	1	0	0	4
16 Brian McCann, L (1, 2) OBP: 0.356, SLG: 0.505		B CH 76 B FF 87 B SL 82 C SI 88 F SL 79 X FF 89 3-2 ① F7	B SI 83 C SI 83 F SI 84 B SI 83 B CH 76 S CH 76 3-3 ③ K			C FC 78 F SI 83 X FC 77 0-2 ① G4-3		B FF 96 S CH 85 S CH 84 B CH 85 X FF 95 2-2 ② F7		4	0	0	0	0	1	3
18 Garret Anderson, L (1, 7) OBP: 0.317, SLG: 0.432		C CU 69 X CU 68 0-1 19 BB 1B		C FF 82 B SI 82 F CH 75 X FC 78 1-2 ① G4-3		C CU 69 B SI 83 F SI 83 X SI 83 1-2 E3 19 G6-4-3		S CH 86 X CH 86 0-1 19 BB 1-2 1B		4	0	2	0	0	0	0
19 Yunel Escobar, R (1, 6) OBP: 0.373, SLG: 0.447		B FF 89 B SI 88 B CH 74 B FF 89 4-0 1-2 BB		C FF 82 B SI 81 S CH 75 B FF 82 B CU 71 F CH 76 S CH 76 3-3 ② K		X FF 82 0-0 ②③ G6-4-3 1-2f		B FF 97 F CH 84 B FF 96 B FF 97 C FF 94 D CH 85 4-2 1-2 2-3 BB		2	0	0	0	2	1	1
22 Adam LaRoche, L (1, 3) OBP: 0.354, SLG: 0.492		X CH 76 0-0 ② L3	C FC 78 C CH 76 B SI 83 B SI 83 S CH 76 2-3 ③ K				X CH 76 0-0 ① G4-3	B FF 95 C SI 94 B CH 85 B SI 94 X SI 93 3-1 ③ F8		4	0	0	0	0	1	5
25 Ryan Church, L (1, 8) OBP: 0.342, SLG: 0.394 34 Eric O'Flaherty, L (5, 1) 20 Greg Norton, S (7, PH) OBP: 0.329, SLG: 0.472 58 Peter Moylan, R (7, 1) 51 Michael Gonzalez, R (8, 1) 2 Kelly Johnson, L (9, PH) OBP: 0.295, SLG: 0.385		B SL 83 S CH 77 B SL 83 C FF 89 C CH 78 2-3 ③ K			B SI 82 X CH 75 1-0 E5 23 2B 1B		B SI 92 X SI 92 1-0 ② P2	C SL 84 B SL 84 C SL 84 B FF 93 X FF 94 2-2 ① G4-3		2 0 1 0 0 0	1 0 0 0 0 0	1 0 0 0 0 0	0 0 0 0 0 1	0 0 0 0 0 0	1 0 0 0 0 0	2 0 0 0 0 0
48 Tommy Hanson, R (1, 1) OBP: 0.074, SLG: 0.074 54 Kris Medlen, S (3, 1) 4 Omar Infante, R (5, PH) OBP: 0.383, SLG: 0.400 (5, 8)			S SI 83 B SI 82 T SI 82 S CH 76 1-3 ① K		C CU 70 B CH 76 S CH 76 C CH 76 1-3 ① K		C SI 91 B CH 84 T SI 94 F CU 79 S SL 88 1-3 ③ K		C SL 83 X SL 84 0-1 ② G6-3	1 0 3	0 0 0	0 0 0	0 0 0	0 0 0	1 0 2	0 0 1

AB	35
R	2
H	8
RBI	2
BB	2
SO	8
LOB	17

Inning Stats	1	2	3	4	5	6	7	8	9
	R: 0 E: 0 K: 0 S: 5	R: 0 E: 0 K: 1 S: 9	R: 0 E: 0 K: 2 S: 13	R: 0 E: 0 K: 2 S: 10	R: 1 E: 1 K: 1 S: 11	R: 0 E: 1 K: 0 S: 7	R: 0 E: 0 K: 1 S: 6	R: 1 E: 0 K: 0 S: 14	R: 0 E: 0 K: 1 S: 8
	H: 0 LOB: 0 BB: 0 P: 7	H: 1 LOB: 2 BB: 1 P: 18	H: 2 LOB: 2 BB: 0 P: 20	H: 0 LOB: 0 BB: 0 P: 16	H: 2 LOB: 1 BB: 0 P: 16	H: 0 LOB: 0 BB: 0 P: 8	H: 0 LOB: 0 BB: 0 P: 8	H: 3 LOB: 3 BB: 1 P: 25	H: 0 LOB: 0 BB: 0 P: 12

1B: 5	SF: 0	WP: 0	PA: 37
2B: 3	SAC: 0	PB: 0	
3B: 0	DP: 1	SB: 0	
HR: 0	HBP: 0	CS: 0	

PITCHER		IP	WLS	BF	H	R	ER	SO	BB	IBB	HBP	BLK	WP	HR	S	P	ERA	WHIP
45 Pedro Martinez, R ERA: 4.5	(1, 1)	2.0		8	1	0	0	1	1	0	0	0	0	0	14	25	0.00	1.000
50 Jamie Moyer, L ERA: 5.12	(3, 1)	4.1	W	17	4	1	1	5	0	0	0	0	0	0	42	61	2.08	0.923
61 Chan Ho Park, R ERA: 4.44	(7, 1)	0.2	H	2	0	0	0	1	0	0	0	0	0	0	5	7	0.00	0.000
46 Ryan Madson, R ERA: 3.09	(8, 1)	1.0	H	7	3	1	1	0	1	0	0	0	0	0	14	25	9.00	4.000
54 Brad Lidge, R ERA: 7.17	(9, 1)	1.0	S	3	0	0	0	1	0	0	0	0	0	0	8	12	0.00	0.000

PITCHER		IP	WLS	BF	H	R	ER	SO	BB	IBB	HBP	BLK	WP	HR	S	P	ERA	WHIP

BOTTOM

Atlanta Braves @ Philadelphia Phillies

Citizens Bank Park, Philadelphia, PA

Fri Aug 28 2009, 7:05 PM EDT

Att. 44,747 - Rain - 69 F

livebaseballscorecards.com

Batter	1	2	3	4	5	6	7	8	9	AB	R	H	RBI	BB	SO	LOB
11 Jimmy Rollins, S (1, 6) OBP: 0.290, SLG: 0.417	X FF 92 0-0 ① G3-1		C FF 91 F SI 92 B CH 81 S CH 82 1-3 ② K		X FF 91 0-0 ③ L5		B SI 91 X SI 92 1-0 ③ G3-1			4	0	0	0	0	1	1
8 Shane Victorino, S (1, 8) OBP: 0.378, SLG: 0.470	B FF 93 X FF 92 1-0 ② F9		B CU 81 B CH 82 C SI 91 X CH 82 2-1 ③ G3-1			C CH 83 B FF 90 X CH 84 1-1 ① G6-3		C FF 89 X FF 92 0-1 ① F7		4	0	0	0	0	0	0
26 Chase Utley, L (1, 4) OBP: 0.422, SLG: 0.541	B FF 93 C FF 93 C SL 84 S CU 77 1-3 ③ K			C SI 91 X SI 91 0-1 6 HR 1B		C SL 83 X SL 86 0-1 ② G3		B FF 92 B SL 78 B FF 92 C FF 91 X FF 93 3-1 ② F9		4	1	1	0	0	1	0
6 Ryan Howard, L (1, 3) OBP: 0.352, SLG: 0.572		B SL 82 C SL 80 B CU 74 X SL 80 2-1 HR		S SI 91 S CH 81 B CU 81 X CH 84 1-2 1-H HR		B SL 85 B SL 84 S SL 84 B SL 84 F SL 82 B SL 87 4-2 BB		X SL 83 0-0 2B		3	2	3	3	1	0	0
28 Jayson Werth, R (1, 9) OBP: 0.375, SLG: 0.522		B FF 91 S FF 92 B FF 93 S FF 91 S SL 82 2-3 ① K		C SI 92 B SI 91 C SI 92 X CU 82 1-2 29 G5-4-3 1B		C CH 85 C FF 91 B SL 86 S CH 87 1-3 ③ K		I I I IN 65 I IN 65 4-0 IBB		3	0	1	0	1	2	1
29 Raul Ibanez, L (1, 7) OBP: 0.347, SLG: 0.570		C FF 91 F FF 93 S CU 75 0-3 ② K		1 SAFE 1 SAFE 1 SAFE C SI 90 C SI 90 X SI 91 0-2 ① ② G5-4-3 1-2f			X SI 89 0-0 7 1B 3B	S SL 82 B SL 86 F FF 94 X FF 94 1-2 ③ F9		4	1	1	0	0	1	3
7 Pedro Feliz, R (1, 5) OBP: 0.320, SLG: 0.393		S SL 82 B SL 80 X FF 92 1-1 WP 2B		B CU 82 B SI 91 C CH 83 X SI 91 2-1 ③ G6-3			F SI 91 S SL 80 X SL 80 0-2 SH5-4 3-H 1B			3	0	2	1	0	0	0
Carlos Ruiz, R (1, 2) OBP: 0.333, SLG: 0.397		C FF 91 F FF 92 F SL 80 B SL 79 B FF 92 B CU 74 S SL 80 3-3 ③ K 2-3			B FF 89 B CH 83 B FF 89 C FF 89 X FF 90 3-1 ① 1B		B SI 89 X SI 89 1-0 ① SH5-4 1-2			2	0	1	0	0	1	1
45 Pedro Martinez, R (1, 1) OBP: 0.167, SLG: 0.167 50 Jamie Moyer, L (3, 1) OBP: 0.279, SLG: 0.143 61 Chan Ho Park, R (7, 1) OBP: 0.294, SLG: 0.357 12 Matt Stairs, L (7, PH) OBP: 0.355, SLG: 0.360 46 Ryan Madson, L (8, 1) 54 Brad Lidge, R (9, 1)			B FF 90 C FF 90 B FF 91 C FF 90 F SI 92 F FF 91 F SI 92 C CU 78 2-3 ① K		C FF 89 F FF 91 S SL 85 0-3 ② K		B SI 90 S CH 81 X SI 91 1-1 ② G5-3			0 2 0 1 0 0	0 0 0 0 0 0	0 0 0 0 0 0	0 0 0 0 0 0	0 2 0 0 0 0	0 0 0 0 0 0	0 0 0 1 0 0
Inning Stats	R: 0 E: 0 K: 1 S: 5 H: 0 LOB: 0 BB: 0 P: 7	R: 1 E: 0 K: 3 S: 14 H: 2 LOB: 1 BB: 0 P: 22	R: 0 E: 0 K: 2 S: 11 H: 0 LOB: 0 BB: 0 P: 16	R: 2 E: 0 K: 0 S: 13 H: 3 LOB: 0 BB: 0 P: 17	R: 0 E: 0 K: 1 S: 6 H: 1 LOB: 0 BB: 0 P: 9	R: 0 E: 0 K: 1 S: 9 H: 0 LOB: 1 BB: 1 P: 15	R: 1 E: 0 K: 0 S: 8 H: 2 LOB: 1 BB: 0 P: 11	R: 0 E: 0 K: 0 S: 8 H: 1 LOB: 2 BB: 1 P: 16		1B: 4 2B: 2 3B: 1 HR: 2	SF: 0 SAC: 1 DP: 1 HBP: 0					

	AB	30
	R	4
	H	9
	RBI	4
	BB	2
	SO	8
	LOB	7

PITCHER		IP	WLS	BF	H	R	ER	SO	BB	IBB	HBP	BLK	WP	HR	S	P	ERA	WHIP
48 Tommy Hanson, R ERA: 3.15	(1, 1)	2.0	L	8	2	1	1	4	0	0	0	0	1	1	19	29	4.50	1.000
54 Kris Medlen, R ERA: 4.2	(3, 1)	2.0		8	3	2	2	2	0	0	0	0	0	1	24	33	9.00	1.500
34 Eric O'Flaherty, L ERA: 3.43	(5, 1)	2.0		7	1	0	0	2	1	0	0	0	0	0	15	24	0.00	1.000
58 Peter Moylan, R ERA: 3.2	(7, 1)	1.0		5	2	1	1	0	0	0	0	0	0	0	8	11	9.00	2.000
51 Michael Gonzalez, L ERA: 2.41	(8, 1)	1.0		5	1	0	0	0	0	1	0	0	0	0	8	16	0.00	1.000

PITCHER	IP	WLS	BF	H	R	ER	SO	BB	IBB	HBP	BLK	WP	HR	S	P	ERA	WHIP

Atlanta Braves @ Philadelphia Phillies

Citizens Bank Park, Philadelphia, PA

Sat Aug 29 2009, 7:05 PM EDT

Att. 45,134 - Cloudy - 77 F

TOP

livebaseballscorecards.com

Batter	1	2	3	4	5	6	7	8	9	AB	R	H	RBI	BB	SO	LOB
23 Matt Diaz, R (1, 9) OBP: 0.390, SLG: 0.521	C FF 91 B FC 85 X FF 91 1-1 1B		C SI 90 B FF 91 S CH 84 X FC 85 1-2 ① G4-3	S FF 90 B CU 75 B FF 90 X FF 91 2-1 2-H HR		B SI 89 B SI 90 S FC 88 F SI 90 F SI 91 X CU 77 2-2 ② G6-3		S SL 82 B FF 90 C FF 89 B CH 80 X CH 81 2-2 1B		5	1	3	2	0	0	1
14 Martín Prado, R (1, 4) (4, 3) OBP: 0.355, SLG: 0.451	L FF 91 F FF 92 1 SAFE S FC 87 0-3 ① K		B FF 92 C FF 92 F FF 92 B FF 92 X FF 91 2-2 ② P4	B CH 86 C SI 92 F FF 92 C CU 76 1-3 ③ K		D SI 91 X FC 87 1-0 10 HR 2-H 1B		B CH 82 B SI 90 X FF 90 2-0 ② F9		5	1	1	1	0	2	2
10 Chipper Jones, S (1, 5) OBP: 0.398, SLG: 0.458	C FF 91 B SI 83 T FF 91 B FF 91 X FF 93 2-2 ② F9		X FF 92 0-0 ③ F9		C FF 90 B CU 74 B CH 84 B CH 84 C FF 90 X SI 91 3-2 ① G4-3	B SI 91 T FC 87 B SI 91 D CH 83 X FC 87 3-1 1-H HR		S SI 90 F FF 90 C CH 80 0-3 ③ K		5	1	1	2	0	1	2
16 Brian McCann, L (1, 2) OBP: 0.355, SLG: 0.503	B FC 86 C FC 86 F FF 92 F FF 92 S FF 93 1-3 ③ K			B FF 90 B CU 77 F FC 85 X FC 84 2-1 19 1B 18 HR 1B	F FC 86 C FF 90 B CU 75 F FC 86 C CU 76 1-3 ② K	C SI 91 F FF 90 B SI 90 S FC 88 1-3 ③ K				4	1	1	0	0	3	1
19 Yunel Escobar, R (1, 6) OBP: 0.374, SLG: 0.455		C SI 91 B CH 84 X CH 84 1-1 ① G6-3		B FF 90 C FF 91 S FC 84 B FF 91 F FC 85 X FF 91 2-2 1-2 18 HR 1B	F CH 84 B FC 86 B FC 86 B CH 86 X FC 85 3-1 HR		B FF 91 X FF 90 1-0 ① G5-3			4	2	2	1	0	0	0
18 Garret Anderson, L (1, 7) OBP: 0.321, SLG: 0.443		C FF 92 X CU 80 0-1 22 2B 1B		C FF 90 B FF 91 F FC 86 X FF 92 1-2 1-H 2-H HR	F FF 91 F FF 91 X CU 75 0-2 1B		X FF 91 0-0 ② L8			4	1	3	3	0	0	0
22 Adam LaRoche, L (1, 3) OBP: 0.354, SLG: 0.494 4 Omar Infante, R (4, 4) OBP: 0.384, SLG: 0.402 38 Buddy Carlyle, L (8, 1)		C SL 78 B FF 90 F FF 91 B FF 90 X FC 85 2-2 1-3 2B		B FF 90 X FC 85 1-0 ① G4-3	C FF 90 X FF 92 0-1 ③ L4		S FF 92 C FF 91 F CH 80 B SL 83 F CH 79 X FF 92 1-2 1B			2 2 0	0 0 0	1 1 0	0 0 0	0 0 0	0 0 0	0 1 0
30 Reid Gorecki, R (1, 8) OBP: 0.286, SLG: 0.263		C FF 91 B FF 92 S FF 92 S FF 92 1-3 ② K		B CH 85 X FF 91 1-0 32 SH3 23 HR 1B		B FC 87 B SI 88 B FF 90 C FF 88 B SI 88 4-1 32 SH2-4 14 1B BB	C SL 81 F FF 90 B CH 80 D CH 83 B FF 90 S SL 82 3-3 ③ K			3	2	1	0	1	2	3
32 Derek Lowe, R (1, 1) OBP: 0.255, SLG: 0.186 58 Peter Moylan, R (6, 1) 51 Michael Gonzalez, R (7, 1) 2 Kelly Johnson, L (7, 4) OBP: 0.294, SLG: 0.384		C SI 92 S FF 93 X FF 93 0-2 ③ F8		L SI 92 B FF 92 X FF 91 1-1 ② SH3 1-2		X FF 89 0-0 ① SH2-4 1-2		C SI 90 B FF 89 X SI 90 1-1 ① F8		1 0 0 1	0 0 0 0	0 0 0 0	0 0 0 0	0 0 0 0	0 0 0 0	2 0 0 0
Inning Stats	R: 0 E: 0 K: 2 S: 12 H: 1 LOB: 1 BB: 0 P: 16	R: 0 E: 0 K: 1 S: 13 H: 2 LOB: 2 BB: 0 P: 17	R: 0 E: 0 K: 0 S: 7 H: 0 LOB: 0 BB: 0 P: 10	R: 5 E: 0 K: 1 S: 18 H: 5 LOB: 0 BB: 0 P: 29	R: 1 E: 0 K: 1 S: 14 H: 2 LOB: 1 BB: 0 P: 21	R: 3 E: 0 K: 1 S: 12 H: 2 LOB: 0 BB: 1 P: 23	R: 0 E: 0 K: 1 S: 10 H: 1 LOB: 1 BB: 0 P: 15	R: 0 E: 0 K: 1 S: 9 H: 1 LOB: 1 BB: 0 P: 14		1B: 9 2B: 1 3B: 0 HR: 4 SF: 0 SAC: 2 DP: 0 HBP: 0				WP: 0 PB: 0 SB: 0 CS: 0 PA: 39		

	AB	36
	R	9
	H	14
	RBI	9
	BB	1
	SO	8
	LOB	12

PITCHER		IP	WLS	BF	H	R	ER	SO	BB	IBB	HBP	BLK	WP	HR	S	P	ERA	WHIP
34 Cliff Lee, L ERA: 2.83	(1, 1)	5.0	L	25	10	6	6	5	0	0	0	0	0	3	64	93	10.80	2.000
37 Chad Durbin, R ERA: 5.17	(6, 1)	1.0		6	2	3	3	1	1	0	0	0	0	1	12	23	27.00	3.000
52 Tyler Walker, R ERA: 1.99	(7, 1)	2.0		8	2	0	0	2	0	0	0	0	0	0	19	29	0.00	1.000

PITCHER	IP	WLS	BF	H	R	ER	SO	BB	IBB	HBP	BLK	WP	HR	S	P	ERA	WHIP

BOTTOM

Atlanta Braves @ Philadelphia Phillies

Citizens Bank Park, Philadelphia, PA

Sat Aug 29 2009, 7:05 PM EDT

Att. 45,134 - Cloudy - 77 F

livebaseballscorecards.com

Batter	1	2	3	4	5	6	7	8	9	AB	R	H	RBI	BB	SO	LOB
11 Jimmy Rolls, S (1, 6) OBP: 0.292, SLG: 0.418	C SI 88 B SI 88 S SL 82 F SL 82 B SL 82 F SI 89 F SI 89 F SL 82 B CH 84 3-2 F SI 88 X SI 82 ① G3	B SI 89 F SI 90 B SI 90 F SI 89 X SI 88 2-2 ③ G4-3			C SI 87 B CH 84 B SI 88 X SI 88 2-1 8 G4-6-3 1B		C SI 89 X CH 81 0-1 26 1B 8 1B 1B			4	0	2	0	0	0	3
8 Shane Victorino, S (1, 8) OBP: 0.377, SLG: 0.468	C SI 89 X SI 89 0-1 ② F8		C CH 83 T CH 85 B SI 88 S CH 85 1-3 ① K		C SI 87 X SI 88 0-1 ① ② G4-6-3 1-2f		B SI 88 B SI 90 C SI 90 F SI 90 X SI 90 2-2 26 1B 1-2 1B			4	0	1	0	0	1	1
26 Chase Utley, L (1, 4) OBP: 0.424, SLG: 0.550	C SI 89 F SI 90 X SL 83 0-2 HR		C CH 84 B CH 84 B SI 89 B CH 84 F SI 88 X SI 89 3-2 E1 6 1B 28 FC3-2		C SL 81 X CH 84 0-1 6 BLK 1B		B SI 91 B SI 91 X SI 91 2-0 1-2 2-3 1B			4	1	3	1	0	0	0
6 Ryan Howard, L (1, 3) OBP: 0.351, SLG: 0.569	X SL 82 0-0 ③ F7		B SL 82 B SL 81 S SL 81 X SL 81 2-1 28 FC3-2 2-3 1B		D SL 82 S SL 81 B SL 81 F SL 80 D SL 81 F SL 83 F SL 82 S SL 83 3-3 ③ K 1-2		S FF 94 S FF 95 S SL 89 0-3 ① K			4	0	1	0	0	2	4
28 Jayson Werth, R (1, 9) OBP: 0.374, SLG: 0.520		B SI 89 C SI 88 S SI 89 B SI 88 B SI 89 X SI 89 3-2 29 FC5-4 1B	X SL 81 0-0 ② FC3-2 1-2 3-H			C SI 87 B SI 87 C SL 80 B SL 82 X SI 87 2-2 ① G6-3	C FF 94 B SL 85 F FF 94 B SL 86 S FF 94 2-3 ② K			4	0	1	0	0	1	5
29 Raul Ibanez, L (1, 7) OBP: 0.344, SLG: 0.564		1 SAFE C SI 88 S SI 88 1 SAFE 1 SAFE X SI 88 0-2 ① FC5-4 34 1B 7 HBP 1-2f	B SI 88 S SI 88 X SI 88 1-1 ③ G4-3			C CH 84 B SI 89 B CH 84 X SI 88 2-1 ② L7	F FF 95 B SL 83 F FF 94 B SL 85 F SL 83 B FF 94 F FF 94 X FF 94 3-2 ③ F8			4	0	0	0	0	0	6
7 Pedro Feliz, R (1, 5) OBP: 0.322, SLG: 0.393		B SL 81 C SI 89 S SL 82 H SI 88 2-2 34 1B 1-2 HBP	F SI 86 B SL 81 B SL 81 C SI 88 C SI 88 2-3 ① K			B SI 89 B SI 88 F SI 88 X SI 88 2-1 23 2B 1B	0-0			3	0	1	0	0	1	0
23 Paul Bako, L (1, 2) OBP: 0.273, SLG: 0.329		C SI 90 S SI 89 F SI 89 B SI 88 F SI 89 S SI 89 1-3 ② K	B SI 88 S SI 88 F SI 88 B SI 89 X SI 88 2-2 ② G5-3			F SI 88 F SI 88 B SI 88 B SI 88 F SI 88 X SI 88 2-2 1-3 2B				3	0	1	0	0	1	2
34 Cliff Lee, L (1, 1) OBP: 0.292, SLG: 0.348 37 Chad Durbin, R (6, 1) OBP: 0.200, SLG: 0.200 9 Miguel Cairo, R (6, PH) OBP: 0.111, SLG: 0.111 52 Tyler Walker, R (7, 1)		B SI 88 S SI 89 F SI 88 X SI 89 1-2 1-2 2-3 1B	C SL 81 B SI 88 F SL 81 S SI 89 1-3 ③ K			C SL 78 S SL 78 B SL 79 B SL 79 X SI 92 2-2 ③ G6-3				2 0 1 0	0 0 0 0	1 0 0 0	0 0 0 0	0 0 0 0	1 0 0 0	0 0 2 0

Inning Stats	1	2	3	4	5	6	7	8	9
	R: 1 H: 1 E: 0 LOB: 0 K: 0 BB: 0 S: 14 P: 17	R: 0 H: 2 E: 0 LOB: 3 K: 1 BB: 0 S: 19 P: 28	R: 0 H: 1 E: 1 LOB: 2 K: 1 BB: 0 S: 11 P: 18	R: 0 H: 0 E: 0 LOB: 0 K: 2 BB: 0 S: 9 P: 14	R: 0 H: 2 E: 0 LOB: 1 K: 1 BB: 0 S: 11 P: 16	R: 0 H: 2 E: 0 LOB: 2 K: 0 BB: 0 S: 14 P: 24	R: 0 H: 3 E: 0 LOB: 3 K: 2 BB: 0 S: 17 P: 26	R: 0 H: 0 E: 0 LOB: 0 K: 0 BB: 0 S: 0 P: 0	

AB	33
R	1
H	11
RBI	1
BB	0
SO	7
LOB	23

1B: 9	SF: 0
2B: 1	SAC: 0
3B: 0	DP: 1
HR: 1	HBP: 1

WP: 0	PA: 34
PB: 0	
SB: 0	
CS: 0	

PITCHER		IP	WLS	BF	H	R	ER	SO	BB	IBB	HBP	BLK	WP	HR	S	P	ERA	WHIP
32 Derek Lowe, R ERA: 4.38	(1, 1)	5.2	W	26	8	1	1	5	0	0	1	1	0	1	75	112	1.59	1.412
58 Peter Moylan, R ERA: 3.18	(6, 1)	0.1		4	3	0	0	0	0	0	0	0	0	0	9	15	0.00	9.000
51 Michael Gonzalez, L ERA: 2.37	(7, 1)	1.0		3	0	0	0	2	0	0	0	0	0	0	11	16	0.00	0.000
38 Buddy Carlyle, R ERA: 8.85	(8, 1)	0.0		1	0	0	0	0	0	0	0	0	0	0	0	0	∞	∞

PITCHER	IP	WLS	BF	H	R	ER	SO	BB	IBB	HBP	BLK	WP	HR	S	P	ERA	WHIP

Atlanta Braves @ Philadelphia Phillies

Citizens Bank Park, Philadelphia, PA

Sun Aug 30 2009, 8:05 PM EDT

Att. 44,828 - Partly Cloudy - 77 F

TOP

livebaseballscorecards.com

Batter	1	2	3	4	5	6	7	8	9	AB	R	H	RBI	BB	SO	LOB
23 Matt Diaz, R (1, 9) OBP: 0.389, SLG: 0.516	C FF 89 X SI 90 0-1 L6		C CH 89 X SL 82 0-1 G1-3		B FF 91 S FF 92 X CH 84 1-1 G5-3			C FF 94 H SI 94 1-1 14 1B 10 1B HBP		3	1	0	0	0	0	0
14 Martín Prado, R (1, 4) OBP: 0.359, SLG: 0.463	B SL 83 B SI 91 C SI 91 B SI 91 X FF 90 3-1 HR		C SI 89 C FF 90 S CH 84 0-3 K		B SI 90 C FF 92 C CU 78 B SI 92 F SL 84 X SL 82 2-2 1B			B FF 96 C FF 96 C CH 84 B FC 85 B FF 95 X FF 96 3-2 16 FC4-6-3 10 1B 1-2 1B		4	1	3	1	0	1	0
10 Chipper Jones, S (1, 5) OBP: 0.399, SLG: 0.457	C CH 84 B CH 84 B SL 83 F SI 91 B SI 91 B SL 82 4-2 18 BB BB		B FF 90 B SI 90 C CH 84 F FF 91 B CU 77 S CH 82 3-3 K		B FF 92 T SI 90 C CH 84 F CU 78 X CH 83 1-2 G4-3			B CH 83 F SI 94 S FF 95 F CH 84 X CH 86 1-2 16 FC4-6-5 1-2 2-H 1B		3	0	1	1	1	1	1
16 Brian McCann, L (1, 2) OBP: 0.352, SLG: 0.497	C FF 89 B FF 90 1 SAFE X SI 89 1-1 F9			B CU 77 B CH 83 B CH 83 C FF 88 X FF 89 3-1 F8		S CH 82 X CH 81 0-1 G4-3		B FF 91 S SL 77 S SL 83 X FF 91 1-2 FC4-6-5 1-2 2-3		4	0	0	0	0	0	3
18 Garret Anderson, L (1, 7) OBP: 0.323, SLG: 0.441	B FF 91 F CH 83 B FF 90 B SL 84 B CH 84 4-1 19 FC6-4 1-2 BB			F SL 84 B SI 90 X FF 90 1-1 P5		B SI 91 B CH 83 F FF 91 C CU 76 B CH 82 B CH 82 4-2 19 G6-4-3 BB		1 SAFE C SL 76 F FF 91 F FF 90 B FF 92 F SL 81 D SL 82 X CH 82 2-2 G4-3		2	0	0	0	2	0	1
19 Yunel Escobar, R (1, 6) OBP: 0.373, SLG: 0.452	B SL 84 X SI 90 1-0 FC6-4 1-2f			S CH 84 B FF 92 B CH 84 B SL 84 B FC 85 4-1 22 1B BB		C FF 90 X FF 91 0-1 G6-4-3 1-2f			S FF 85 B FF 87 B SL 85 X FF 96 2-1 F9	3	0	0	0	1	0	3
22 Adam LaRoche, L (1, 3) OBP: 0.354, SLG: 0.492		B CH 82 C SI 89 C CH 83 B FF 89 X SL 81 2-2 P4		X FF 92 0-0 1-3 1B			C FF 90 B FF 91 B FF 89 S FF 90 S CH 83 2-3 K		B FF 87 F SL 85 X FF 87 1-1 F8	4	0	1	0	0	1	0
30 Reid Gorecki, R (1, 8) OBP: 0.250, SLG: 0.227 20 Greg Norton, S (9, PH) OBP: 0.325, SLG: 0.169		C SL 81 S SL 81 B CU 78 S SL 82 1-3 K		S FC 84 F CH 83 B SI 90 C FF 91 1-3 K			C CU 76 B FF 91 B FC 84 S CU 77 X SL 82 2-2 L6		C FF 94 B FF 94 C FF 95 F FF 86 S FF 85 1-3 K	3 1	0 0	0 0	0 0	0 0	2 1	2 0
49 Jair Jurrjens, R (1, 1) OBP: 0.190, SLG: 0.148 Rafael Soriano, R (8, 1)		C FF 88 C SI 89 B CU 76 X SL 82 1-2 G5-3			M SL 82 B FF 91 C CH 82 B CH 84 F SI 90 F FF 90 B FF 91 C SI 90 3-3 K		C FF 90 C CU 77 B CU 76 C CU 75 1-3 K			3 0	0 0	0 0	0 0	0 0	2 0	0 0
Inning Stats	R: 1 E: 0 K: 0 S: 10 H: 1 LOB: 2 BB: 2 P: 23	R: 0 E: 0 K: 1 S: 9 H: 0 LOB: 0 BB: 0 P: 13	R: 0 E: 0 K: 2 S: 8 H: 0 LOB: 0 BB: 0 P: 11	R: 0 E: 0 K: 1 S: 9 H: 1 LOB: 2 BB: 1 P: 18	R: 0 E: 0 K: 1 S: 15 H: 1 LOB: 1 BB: 0 P: 22	R: 0 E: 0 K: 0 S: 6 H: 0 LOB: 0 BB: 1 P: 10	R: 0 E: 0 K: 2 S: 9 H: 0 LOB: 0 BB: 0 P: 14	R: 1 E: 0 K: 0 S: 16 H: 2 LOB: 1 BB: 0 P: 24	R: 0 E: 0 K: 1 S: 8 H: 0 LOB: 0 BB: 0 P: 12	1B: 4 2B: 0 3B: 0 HR: 1 SF: 0 SAC: 0 DP: 2 HBP: 1						

AB	30
R	2
H	5
RBI	2
BB	4
SO	8
LOB	10

WP: 0 PB: 0 SB: 0 CS: 0 PA: 35

PITCHER		IP	WLS	BF	H	R	ER	SO	BB	IBB	HBP	BLK	WP	HR	S	P	ERA	WHIP
56 Joe Blanton, R ERA: 3.77	(1, 1)	7.0	W	27	3	1	1	7	4	0	0	0	0	1	66	111	1.29	1.000
46 Ryan Madson, R ERA: 3.23	(8, 1)	0.0		3	2	1	1	0	0	0	1	0	0	0	8	13	∞	∞
47 Scott Eyre, L ERA: 1.65	(8, 1)	1.0	H	2	0	0	0	0	0	0	0	0	0	0	8	11	0.00	0.000
54 Brad Lidge, R ERA: 7.03	(9, 1)	1.0	S	3	0	0	0	1	0	0	0	0	0	0	8	12	0.00	0.000

PITCHER	IP	WLS	BF	H	R	ER	SO	BB	IBB	HBP	BLK	WP	HR	S	P	ERA	WHIP

BOTTOM

Batter	1	2	3	4	5	6	7	8	9	AB	R	H	RBI	BB	SO	LOB
11 Jimmy Rollins, S (1, 6) OBP: 0.290, SLG: 0.415	C FF 90 C FF 89 X FF 90 0-2 F7 ①		B FF 92 B CH 84 F CH 84 X FF 93 2-1 F8 ③		X SL 80 0-0 G4-3 ③		C SL 82 F FF 94 X CH 83 0-2 L9 ②			4	0	0	0	0	0	4
8 Shane Victorino, S (1, 8) OBP: 0.374, SLG: 0.464	B CH 83 X FF 90 1-0 F8 ②			X FF 90 0-0 B1-3 ①		B FF 92 B FF 89 X FF 89 2-0 L9 ①	C FF 94 X FF 94 0-1 F7 ③			4	0	0	0	0	0	1
26 Chase Utley, L (1, 4) OBP: 0.423, SLG: 0.554	C FF 89 X FF 92 0-1 F8 ③			C SL 78 X FF 90 0-1 HR		B FF 90 F FF 93 X CH 83 1-1 G3 ②		B SI 94 X SI 94 1-0 P6 ①		4	1	1	1	0	0	0
6 Ryan Howard, L (1, 3) OBP: 0.352, SLG: 0.569		B FF 93 C CH 82 B SL 81 X FF 93 2-1 F8 ①		F CH 81 X CH 82 0-1 28 G5-4-3 1B		B FF 94 X FF 93 1-0 28 FC5-4 1B		S SL 84 B SL 85 S SL 85 B SL 84 B SL 83 S SL 83 3-3 K ②		4	0	2	0	0	1	0
28 Jayson Werth, R (1, 9) OBP: 0.373, SLG: 0.520		B FF 92 C FF 91 C SI 91 B FF 91 B CH 83 F FF 94 F FF 93 S CH 84 3-3 K ②		B SL 82 C FF 92 X SI 92 1-1 G5-4-3 ②③ 1-2f		S SL 83 C FF 94 B FF 95 B CH 85 X CH 84 2-2 FC5-4 ③ 1-2f		C FF 94 F FF 92 X SL 85 0-2 2B		4	0	1	0	0	1	2
29 Raul Ibanez, L (1, 7) OBP: 0.347, SLG: 0.563		B FF 91 B SI 90 X CH 84 2-0 G5-3 ③			S CH 81 B SI 91 B FF 90 B FF 91 F FF 91 F FF 90 D CH 84 4-2 7 1B 1B BB		B FF 90 C FF 88 B FF 90 F FF 90 B CH 84 B FF 95 4-2 7 SH 2B BB	I IN 68 I IN 70 I IN 70 I IN 66 4-0 IBB		1	1	0	0	3	0	0
7 Pedro Feliz, R (1, 5) OBP: 0.322, SLG: 0.393			B SI 90 C FF 91 X FF 91 1-1 F8 ①		B CH 83 C FF 94 B FF 93 X CH 84 2-1 1B 1-2 1B		X FF 91 0-0 SH 1-3 2B	C FF 93 F FF 92 C FF 94 0-3 K ③		3	1	1	0	0	1	2
Carlos Ruiz, R (1, 2) OBP: 0.340, SLG: 0.411			F FF 92 X FF 93 0-1 56 G4-3 2B		C FF 95 C FF 92 D SL 82 F CH 85 X FF 93 1-2 56 L3 1-2 2-3 1B		C CH 84 X SL 82 0-1 2-H 3-H 2B			3	0	3	2	0	0	0
56 Joe Blanton, R (1, 1) OBP: 0.167, SLG: 0.091 12 Matt Stairs, L (7, PH) OBP: 0.352, SLG: 0.356 46 Ryan Madson, L (8, 1) 47 Scott Eyre, L (8, 1) 54 Brad Lidge, R (9, 1)			X FF 94 0-0 G4-3 ② 2-3		C FF 94 F CH 85 B FF 95 B CH 82 X FF 95 2-2 L3 ①② 1-1		B CH 83 S CH 82 B SI 90 C FF 93 B CH 83 S CH 83 3-3 K ①			2 1 0 0 0	0 0 0 0 0	0 0 0 0 0	0 1 0 0 0	0 1 0 0 0	0 1 0 0 0	4 1 0 0 0
Inning Stats	R: 0 E: 0 K: 0 S: 6 H: 0 LOB: 0 BB: 0 P: 7	R: 0 E: 0 K: 1 S: 8 H: 0 LOB: 0 BB: 0 P: 15	R: 0 E: 0 K: 0 S: 7 H: 1 LOB: 1 BB: 0 P: 10	R: 1 E: 0 K: 0 S: 7 H: 2 LOB: 0 BB: 0 P: 8	R: 0 E: 0 K: 0 S: 13 H: 2 LOB: 2 BB: 1 P: 22	R: 0 E: 0 K: 0 S: 7 H: 1 LOB: 1 BB: 0 P: 13	R: 2 E: 1 K: 1 S: 13 H: 1 LOB: 1 BB: 1 P: 20	R: 0 E: 0 K: 2 S: 10 H: 1 LOB: 2 BB: 1 P: 18		1B: 4 2B: 4 3B: 0 HR: 1	SF: 0 SAC: 1 DP: 2 HBP: 0			WP: 0 PB: 0 SB: 0 CS: 0	PA: 34	

PITCHER		IP	WLS	BF	H	R	ER	SO	BB	IBB	HBP	BLK	WP	HR	S	P	ERA	WHIP
49 Jair Jurrjens, R ERA: 2.89	(1, 1)	7.0	L	29	7	3	2	2	2	0	0	0	0	1	61	95	2.57	1.286
Rafael Soriano, R ERA: 2.29	(8, 1)	1.0		5	1	0	0	2	0	1	0	0	0	0	10	18	0.00	1.000

PITCHER	IP	WLS	BF	H	R	ER	SO	BB	IBB	HBP	BLK	WP	HR	S	P	ERA	WHIP

Atlanta Braves @ Philadelphia Phillies

Citizens Bank Park, Philadelphia, PA

Sun Aug 30 2009, 8:05 PM EDT

Att. 44,828 - Partly Cloudy - 77 F

livebaseballscorecards.com

AB	30
R	3
H	8
RBI	3
BB	3
SO	4
LOB	14

Atlanta Braves @ Florida Marlins

Land Shark Stadium, Miami, FL

Mon Aug 31 2009, 7:10 PM EDT

Att. 12,244 - Cloudy - 86 F

TOP

livebaseballscorecards.com

Batter	1	2	3	4	5	6	7	8	9	AB	R	H	RBI	BB	SO	LOB
23 Matt Diaz, R (1, 9) OBP: 0.393, SLG: 0.516	C FF 94 F SL 87 B FF 95 B FF 97 B FF 97 B FF 97 4-2 14 SH1-3 BB		S FF 95 1 SAFE D FF 94 X FF 94 1-1 ②③ G6-4-3 1-2f			B SL 88 C SI 95 B SL 88 F SL 86 F FF 97 X SL 89 2-2 14 S 1B		F SL 83 B SL 85 H FF 89 2-1 14 SH3 22 1B HBP		2	1	1	0	1	0	1
14 Martín Prado, R (1, 4) OBP: 0.357, SLG: 0.461	X FF 95 0-0 ① SH1-3 1-2			B SL 86 C FF 94 X SI 95 1-1 ① G6-3		1 SAFE C FF 94 B FF 95 X SI 94 1-1 ③ P3 1-2		X SI 88 0-0 ① SH3 1-2		2	0	0	0	0	0	1
10 Chipper Jones, S (1, 5) OBP: 0.400, SLG: 0.456	B FF 96 C SI 96 F SI 96 B FF 96 C FF 96 2-3 ② K			T SL 88 B FF 95 C SL 87 F FF 95 B SL 88 B FF 96 T FF 96 3-2 ② K			S FF 93 X FF 94 0-1 19 1B 4 3B 1B	I IN 62 I IN 65 I IN 68 I IN 68 4-0 22 1B 19 1B IBB		3	2	1	0	1	2	1
18 Garret Anderson, L (1, 7) OBP: 0.320, SLG: 0.436 30 Reid Gorecki, R (8, 7) OBP: 0.250, SLG: 0.227	X FF 96 0-0 ③ P6			C SL 88 B SL 86 F FF 95 B CH 87 X FF 98 2-2 ③ G6-3			C SI 96 1 SAFE X FF 94 0-1 ① F9	B FF 90 B FF 91 C SL 86 F FF 92 S SL 88 2-3 ② K		4 0	0 0	0 0	0 0	0 0	1 0	4 0
22 Adam LaRoche, L (1, 3) OBP: 0.353, SLG: 0.490		S FF 96 C SL 90 B FF 96 S FF 97 1-3 ① K			B SL 86 C CH 87 F FF 96 B FF 95 F SL 87 F FF 96 C FF 96 2-3 ① K		1 SAFE C SI 96 F SI 95 F FF 95 S SL 88 0-3 ② K	X SL 88 0-0 19 1B 1-3 2-H 1B		4	0	1	1	0	3	1
19 Yunel Escobar, R (1, 6) OBP: 0.376, SLG: 0.453		X SI 96 0-0 ② G6-3			B SI 96 B SL 87 B SI 96 B FF 96 4-0 4 G6-4-3 BB		1 SAFE B SI 94 X SI 95 1-0 4 3B 1-3 1B	B SI 92 F FF 92 X SL 88 1-1 ③ 1-3 3-H 1B		3	1	2	1	1	0	0
4 Omar Infante, R (1, 8) OBP: 0.387, SLG: 0.419		C FF 97 S SL 88 S FF 98 0-3 ③ K			X SI 94 0-0 ②③ G6-4-3 1-2f		B SI 94 1 SAFE X SI 94 1-0 8 1B 1-H 3-H 3B		B SI 94 C SI 94 F SL 86 X SI 95 1-2 8 G5-4-3 1B	4	1	2	2	0	1	1
8 David Ross, R (1, 2) OBP: 0.366, SLG: 0.482			B FF 94 B SL 88 F FF 96 C FF 95 B SI 97 D SI 98 4-2 23 G6-4-3 BB			F SL 86 C SL 85 B SI 96 F SI 95 F FF 94 S SL 88 1-3 ① K2-3	D SL 87 B FF 95 X FF 95 2-0 1B 3-H		X SI 95 0-0 ①② G5-4-3 1-2f	3	0	1	1	1	1	1
11 Kenshin Kawakami, R (1, 1) OBP: 0.167, SLG: 0.103 20 Greg Norton, S (7, PH) OBP: 0.321, SLG: 0.167 58 Peter Moylan, R (7, 1) 34 Eric O'Flaherty, L (7, 1) 51 Michael Gonzalez, R (8, 1) 2 Kelly Johnson, L (9, PH) OBP: 0.294, SLG: 0.383 Rafael Soriano, R (9, 1)			L FF 94 L FF 94 L FF 94 0-3 ① K			C FF 95 F FF 95 F FF 94 B SL 88 B SL 89 F FF 95 B FF 96 F FF 95 F FF 96 3-2 ② X SI 97 G6-3	C FF 89 F FO 78 B FF 90 S FO 80 1-3 ③ K		S SI 89 B SI 89 F SI 94 B SI 89 X SL 86 2-2 ③ F7	2 1 0 0 0 0 1	0 0 0 0 0 0 0	0 0 0 0 0 0 0	0 0 0 0 0 0 0	0 1 0 0 0 0 0	1 1 0 0 0 0 0	1 1 0 0 0 0 0
Inning Stats	R: 0 E: 0 K: 1 S: 7 H: 0 LOB: 1 BB: 1 P: 13	R: 0 E: 0 K: 2 S: 7 H: 0 LOB: 0 BB: 0 P: 8	R: 0 E: 0 K: 1 S: 7 H: 0 LOB: 0 BB: 1 P: 12	R: 0 E: 0 K: 1 S: 9 H: 0 LOB: 0 BB: 0 P: 15	R: 0 E: 0 K: 1 S: 6 H: 0 LOB: 0 BB: 1 P: 12	R: 0 E: 0 K: 1 S: 18 H: 1 LOB: 1 BB: 0 P: 25	R: 3 E: 0 K: 2 S: 14 H: 4 LOB: 1 BB: 0 P: 19	R: 2 E: 0 K: 1 S: 8 H: 2 LOB: 2 BB: 1 P: 17	R: 0 E: 0 K: 0 S: 7 H: 1 LOB: 0 BB: 0 P: 10	1B: 7 2B: 0 3B: 1 HR: 0 SF: 0 SAC: 2 DP: 3 HBP: 1						

	AB	29
	R	5
	H	8
	RBI	5
	BB	4
	SO	10
	LOB	12

WP: 0 PB: 0 SB: 1 CS: 0 PA: 36

PITCHER		IP	WLS	BF	H	R	ER	SO	BB	IBB	HBP	BLK	WP	HR	S	P	ERA	WHIP
55 Josh Johnson, R ERA: 3.08	(1, 1)	6.2	L	26	5	3	3	8	3	0	0	0	0	0	65	100	4.05	1.200
44 Brian Sanches, R ERA: 1.43	(7, 1)	0.2		4	0	2	2	1	0	1	1	0	0	0	5	12	27.00	0.000
53 Dan Meyer, L ERA: 2.9	(8, 1)	0.2		3	2	0	0	1	0	0	0	0	0	0	6	9	0.00	3.000
64 Tim Wood, R ERA: 2.45	(9, 1)	1.0		3	1	0	0	0	0	0	0	0	0	0	7	10	0.00	1.000

PITCHER		IP	WLS	BF	H	R	ER	SO	BB	IBB	HBP	BLK	WP	HR	S	P	ERA	WHIP

Batter	1	2	3	4	5	6	7	8	9	AB	R	H	RBI	BB	SO	LOB
8 Chris Coghlan, L (1, 7) OBP: 0.373, SLG: 0.440	C SI 89 C SI 90 X CU 71 0-2 G4-3		C SI 90 X FF 88 0-1 2 FC5 1-2 1B		C SI 89 B FO 84 X FO 82 1-1 L7			B FF 93 B FF 92 X FF 92 2-0 P6		4	0	1	0	0	0	0
7 Ross Gload, L (1, 3) OBP: 0.326, SLG: 0.366	F SI 90 F SI 90 B FO 84 B FF 89 C SI 91 2-3 K		S CU 71 C SI 91 F FF 88 S SI 91 0-3 K			C FO 84 B SI 89 X SI 90 1-1 F8		X FF 94 0-0 F7		4	0	0	0	0	2	2
2 Hanley Ramirez, R (1, 6) OBP: 0.418, SLG: 0.558	C SI 91 C FF 89 F FO 86 S CU 69 0-3 K		B SI 86 B SI 91 B FF 90 X SI 88 3-0 FC5 1-2 2-3f			B SI 90 S CU 67 B SI 90 C FF 88 B SI 89 S FO 84 3-3 K			B SI 92 C FF 93 B FF 93 B FF 94 F FF 94 C FF 95 3-3 K	4	0	0	0	0	3	2
3 Jorge Cantu, R (1, 5) OBP: 0.337, SLG: 0.429		X SI 89 0-0 21 1B 6 SF8 2B		B SI 90 C FF 88 C CU 69 F CU 69 S SI 86 1-3 K		B FF 88 C FO 84 S SI 90 X CU 70 1-2 F7			B SI 93 F FF 92 F SL 84 B FF 95 B FF 94 F FF 95 F FF 94 X FF 96 3-2 6 2B 2B	4	2	2	0	0	1	0
21 John Baker, L (1, 2) OBP: 0.347, SLG: 0.431		X SI 90 0-0 12 G1-4-3 2-3 1B		B FF 90 X SI 89 1-0 6 1B 1B			X SI 90 0-0 L7		B SI 96 T FF 95 C SL 85 F SI 97 S FF 96 1-3 K	4	0	2	0	0	1	1
6 Dan Uggla, R (1, 4) OBP: 0.357, SLG: 0.448		B FF 88 F CU 70 F CU 70 B FF 90 X CU 69 2-2 SF8 3-H		D CU 69 B FF 89 C FF 88 S SI 90 B CU 69 X CU 69 3-2 12 G6-4-3 1-2 1B			B SI 92 B SI 92 B SI 92 C SI 91 B SI 92 4-1 BB		C SL 85 B FF 92 B FF 94 C FF 95 X FF 96 2-2 2-H 2B	2	0	2	2	1	0	0
12 Cody Ross, R (1, 8) OBP: 0.325, SLG: 0.467		1 SAFE B FF 90 C CU 70 B SI 90 X FF 89 2-1 G1-4-3 1-2f		S CU 69 X SI 91 0-1 G6-4-3 1-2f			C SL 78 X SL 79 0-1 F8		C SL 85 X FF 92 0-1 F9	4	0	0	0	0	0	5
27 Jeremy Hermida, L (1, 9) OBP: 0.354, SLG: 0.399 18 Wes Helms, R (7, PH) OBP: 0.321, SLG: 0.371 25 Brett Carroll, R (8, 9) OBP: 0.317, SLG: 0.435			C SI 90 B SI 90 X SI 84 1-1 G5-3		X FO 83 0-0 G3-1		C SI 90 F SL 84 B CH 85 B FF 91 B FF 92 S SL 85 3-3 K			2 1 0	0 0 0	0 0 0	0 0 0	0 0 0	0 1 0	0 1 0
55 Josh Johnson, L (1, 1) OBP: 0.237, SLG: 0.333 44 Brian Sanches, R (7, 1) 53 Dan Meyer, R (8, 1) 1 Emilio Bonifácio, S (8, PH) OBP: 0.305, SLG: 0.313 64 Tim Wood, R (9, 1) OBP: 0.500, SLG: 0.500			B SI 90 C SI 91 X SI 90 1-1 2 FC5 8 1B 1B		B FF 88 C FF 90 B FO 84 X SI 89 2-1 G3-1			C FF 90 S FF 92 X FF 94 0-2 F9		2 0 0 1 0	0 0 0 0 0	1 0 0 0 0	0 0 0 0 0	0 0 0 0 0	0 0 0 0 0	0 0 0 0 0
Inning Stats	R: 0 E: 0 K: 2 S: 10 H: 0 LOB: 0 BB: 0 P: 12	R: 1 E: 0 K: 0 S: 7 H: 2 LOB: 0 BB: 0 P: 11	R: 0 E: 0 K: 1 S: 11 H: 2 LOB: 2 BB: 0 P: 16	R: 0 E: 0 K: 1 S: 10 H: 2 LOB: 1 BB: 0 P: 15	R: 0 E: 0 K: 0 S: 5 H: 0 LOB: 0 BB: 0 P: 8	R: 0 E: 0 K: 1 S: 8 H: 0 LOB: 0 BB: 0 P: 13	R: 0 E: 0 K: 1 S: 7 H: 0 LOB: 1 BB: 1 P: 14	R: 0 E: 0 K: 0 S: 5 H: 0 LOB: 0 BB: 0 P: 7	R: 1 E: 0 K: 2 S: 17 H: 2 LOB: 1 BB: 0 P: 26	1B: 5 2B: 3 3B: 0 HR: 0 SF: 1 SAC: 0 DP: 2 HBP: 0						WP: 0 PB: 0 SB: 0 CS: 0 PA: 34

Atlanta Braves @ Florida Marlins

Land Shark Stadium, Miami, FL

Mon Aug 31 2009, 7:10 PM EDT

Att. 12,244 - Cloudy - 86 F

BOTTOM

livebaseballscorecards.com

AB	32
R	2
H	8
RBI	2
BB	1
SO	8
LOB	11

PITCHER		IP	WLS	BF	H	R	ER	SO	BB	IBB	HBP	BLK	WP	HR	S	P	ERA	WHIP
11 Kenshin Kawakami, R ERA: 3.97	(1, 1)	6.0	W	22	6	1	1	5	0	0	0	0	0	0	51	75	1.50	1.000
58 Peter Moylan, R ERA: 3.14	(7, 1)	0.2	H	3	0	0	0	0	1	0	0	0	0	0	4	8	0.00	1.500
34 Eric O'Flaherty, L ERA: 3.4	(7, 1)	0.1	H	1	0	0	0	1	0	0	0	0	0	0	3	6	0.00	0.000
51 Michael Gonzalez, L ERA: 2.34	(8, 1)	1.0		3	0	0	0	0	0	0	0	0	0	0	5	7	0.00	0.000
Rafael Soriano, R ERA: 2.4	(9, 1)	1.0		5	2	1	1	2	0	0	0	0	0	0	17	26	9.00	2.000

PITCHER	IP	WLS	BF	H	R	ER	SO	BB	IBB	HBP	BLK	WP	HR	S	P	ERA	WHIP

Atlanta Braves @ Florida Marlins

Land Shark Stadium, Miami, FL

Tue Sep 01 2009, 7:10 PM EDT

Att. 14,024 - Drizzle - 76 F

TOP

livebaseballscorecards.com

Batter	1	2	3	4	5	6	7	8	9	AB	R	H	RBI	BB	SO	LOB
23 Matt Diaz, R (1, 9) OBP: 0.393, SLG: 0.514	C FF 90 F SL 84 X SI 93 0-2 14 1B 10 G4-6-3 1B		B FF 92 B FF 92 B SL 84 C FF 91 C FS 85 F FS 85 X FS 86 3-2 14 FC6-4 1-2 1B		C S CU 73 F SL 85 B FS 86 F FS 84 S CU 76 1-3 ② K		B SI 87 C SI 88 T SL 80 C SI 89 1-3 ③ K		D SI 95 B FF 94 C SI 96 B FF 97 F SI 96 S FF 97 3-3 ② K 1-2	5	1	2	0	0	3	2
14 Martín Prado, R (1, 4) OBP: 0.355, SLG: 0.457	L FF 91 1 SAFE S FF 93 F FF 93 X FS 86 0-2 10 G4-6-3 1-3 1B		B FS 83 C FF 90 F FS 85 B FF 95 X SL 84 2-2 ① FC6-4 16 BLK 16 2B 1-2f 2-3		C FS 85 C CU 75 F FF 95 X FF 94 0-2 ③ G3			C CH 82 B CH 83 X FF 90 1-1 ① F9	B SL 83 B SL 81 X SI 96 2-0 ③ F9	5	1	1	0	0	0	4
10 Chipper Jones, S (1, 5) OBP: 0.399, SLG: 0.453	B FS 86 F FF 92 B SI 94 X FF 92 2-1 ① ② G4-6-3 1-2f 3-H		F FS 86 B FS 86 F FF 92 S FF 93 1-3 ② K			F SI 88 X FS 83 0-1 ① G1-3		B CH 83 B FF 91 B CH 82 B FF 89 4-0 18 WP 16 1B 18 1B BB		3	1	0	0	1	1	3
16 Brian McCann, L (1, 2) OBP: 0.353, SLG: 0.500	B CU 74 S SI 93 B SL 84 F FS 85 X FF 93 2-2 ③ P5		C FS 86 B FF 94 F FS 86 B SI 95 F CU 75 F SI 88 B SI 93 F SI 92 F SL 85 3-2 X 1-H 3-H 2B			L SI 89 B FS 84 F FS 83 B FF 88 C SL 78 2-3 ② K		L FF 90 C FF 89 X FF 91 0-2 18 WP 1-2 1B		4	0	2	1	0	1	0
18 Garret Anderson, L (1, 7) OBP: 0.321, SLG: 0.435 30 Reid Gorecki, R (8, PR) OBP: 0.250, SLG: 0.227 (8, 7)		B SL 83 C FS 84 B FS 86 X FF 91 2-1 ① F9	B B FF 91 X FS 85 2-0 ③ F8			B FS 83 B SI 88 B SI 88 B SI 87 4-0 BB		F FF 90 D CH 82 D CH 82 C CH 84 B CH 82 X FF 90 3-2 1-2 2-H 1B		3 0	0 0	1 0	1 0	1 0	0 0	1 0
19 Yunel Escobar, R (1, 6) OBP: 0.375, SLG: 0.451		B SL 86 C SL 83 B SI 91 B FS 84 X FF 92 3-1 22 BB 1B		F SL 83 B CU 71 X FF 90 1-1 ① G4-3		C SI 88 B SL 79 B SI 88 B SI 88 F SI 88 X SI 88 3-2 ③ F8		B FF 89 F CH 81 C FF 90 B FF 89 F CH 82 D CH 80 S CH 82 3-3 ② K		4	0	1	0	0	1	3
22 Adam LaRoche, L (1, 3) OBP: 0.352, SLG: 0.486		B FS 84 B SI 92 B FS 84 B FF 92 4-0 4 G6-4-3 1-2 BB		C CU 73 B SL 83 B FF 89 S FS 81 S FS 83 2-3 ② K			B SI 88 C FS 81 X FS 81 1-1 ① G4-3	F FF 90 C FF 90 F CH 81 F SL 81 D CH 81 X FF 90 1-2 ③ F7		3	0	0	0	1	1	2
4 Omar Infante, R (1, 8) OBP: 0.377, SLG: 0.407		C SL 84 X SI 90 0-1 ② ③ G6-4-3 1-2f		C FC 89 B CU 72 B SL 83 B FF 89 S FS 83 S FS 85 3-3 ③ K			B SL 79 X SI 87 1-0 ② L5		B FF 96 S FF 97 F FF 97 F FF 97 B CH 88 S SL 83 2-3 ① K	4	0	0	0	0	2	2
15 Tim Hudson, R (1, 1) 58 Peter Moylan, R (6, 1) 25 Ryan Church, L (7, PH) OBP: 0.344, SLG: 0.399 54 Kris Medlen, S (7, 1) 51 Michael Gonzalez, R (8, 1) 20 Greg Norton, S (9, PH) OBP: 0.329, SLG: 0.179 2 Kelly Johnson, L (9, PR) OBP: 0.294, SLG: 0.383 Rafael Soriano, R (9, 1)			B FF 90 B SL 83 B FF 91 B FF 92 4-0 14 FC6-4 23 1B 16 BLK BB		C FF 90 B FF 91 S SL 83 B FF 94 X SL 84 2-2 ① G1-3		B FS 81 X FS 82 1-0 2B		B SI 97 F SI 94 B SL 83 X FF 94 2-1 23 S 1B	1 0 1 0 0 1 0 0	1 0 0 0 0 0 0 0	0 0 1 0 0 0 0 0	0 0 0 0 0 0 0 0	1 0 0 0 0 0 0 0	0 0 0 0 0 0 0 0	0 0 0 0 0 0 0 0
Inning Stats	R: 1 E: 0 K: 0 S: 12 H: 2 LOB: 0 BB: 0 P: 16	R: 0 E: 0 K: 0 S: 6 H: 1 LOB: 1 BB: 1 P: 15	R: 2 E: 0 K: 1 S: 18 H: 2 LOB: 1 BB: 1 P: 33	R: 0 E: 0 K: 2 S: 8 H: 0 LOB: 0 BB: 0 P: 14	R: 0 E: 0 K: 1 S: 12 H: 0 LOB: 0 BB: 0 P: 15	R: 0 E: 0 K: 1 S: 8 H: 0 LOB: 1 BB: 1 P: 17	R: 0 E: 0 K: 1 S: 7 H: 1 LOB: 1 BB: 0 P: 11	R: 1 E: 0 K: 1 S: 17 H: 2 LOB: 2 BB: 1 P: 29	R: 0 E: 0 K: 2 S: 10 H: 1 LOB: 2 BB: 0 P: 19	1B: 7 2B: 2 3B: 0 HR: 0	SF: 0 SAC: 0 DP: 2 HBP: 0	WP: 1 PB: 0 SB: 1 CS: 0	PA: 38			

	AB	34
	R	4
	H	9
	RBI	2
	BB	4
	SO	9
	LOB	17

PITCHER		IP	WLS	BF	H	R	ER	SO	BB	IBB	HBP	BLK	WP	HR	S	P	ERA	WHIP
19 Aníbal Sánchez, R ERA: 5.01	(1, 1)	5.0	L	20	5	3	3	4	2	0	0	1	0	0	56	93	5.40	1.400
31 Burke Badenhop, R ERA: 4.04	(6, 1)	2.0		8	1	0	0	2	1	0	0	0	0	0	15	28	0.00	1.000
37 Renyel Pinto, L ERA: 3.18	(8, 1)	1.0		6	2	1	1	1	1	0	0	0	1	0	17	29	9.00	3.000
22 Matt Lindstrom, R ERA: 5.27	(9, 1)	1.0		4	1	0	0	2	0	0	0	0	0	0	10	19	0.00	1.000

PITCHER		IP	WLS	BF	H	R	ER	SO	BB	IBB	HBP	BLK	WP	HR	S	P	ERA	WHIP

Atlanta Braves @ Florida Marlins

Land Shark Stadium, Miami, FL

Tue Sep 01 2009, 7:10 PM EDT

Att. 14,024 - Drizzle - 76 F

BOTTOM

livebaseballscorecards.com

Batter	1	2	3	4	5	6	7	8	9	AB	R	H	RBI	BB	SO	LOB
8 Chris Coghlan, L (1, 7) OBP: 0.377, SLG: 0.446	C SI 89 X FC 87 0-1 18 2B 3 1B 2B		B SI 88 X SI 89 1-0 2 FC4-6 18 BB 1B		F SI 88 F FC 84 X SI 90 0-2 1B		B SI 92 B FF 90 X SI 91 2-0 ③ F7			4	1	3	0	0	0	0
18 Wes Helms, R (1, 5) OBP: 0.325, SLG: 0.376	X SI 91 0-0 3 1B 2-3 2B		C SI 89 F FC 85 1 SAFE B FC 86 D FS 81 D FS 79 F SI 89 B SI 89 4-2 2 FC4-6 1-2 BB		1 SAFE X FC 85 0-0 ③ P4			B SL 79 S FF 91 F SL 82 F FF 92 F SL 80 F SL 84 F FF 94 F SL 82 B SL 85 3-2 F FF 93 B CH 81 X FF 92 ① F9		3	1	1	0	1	0	1
2 Hanley Ramirez, R (1, 6) OBP: 0.417, SLG: 0.555 1 Emilio Bonifácio, S (5, 6) OBP: 0.304, SLG: 0.312	C SI 91 B SI 92 F FC 87 S FS 82 1-3 ① K		B FS 80 F SI 90 F SI 90 B FC 85 X SI 90 2-2 ② FC4-6 1-2f 2-3			X SI 86 0-0 ① B2-3		C FF 93 F FF 94 S SL 85 0-3 ② K		2 2	0 0	0 0	0 0	0 0	1 1	4 0
3 Jorge Cantu, R (1, 3) OBP: 0.340, SLG: 0.434	B SI 91 B FS 81 F FS 81 X SI 90 2-1 21 G3-6-3 2-H 3-H 1B		C SI 90 B FS 80 B FS 78 F FS 79 X CU 73 2-2 ③ L4			B CU 73 X FF 87 1-0 6 BB 2B		B SL 78 B FF 94 C FF 92 B FF 94 X FF 93 3-1 1B		4	0	3	2	0	0	2
21 John Baker, L (1, 2) OBP: 0.347, SLG: 0.429 29 Ronny Paulino, R (8, PH) OBP: 0.333, SLG: 0.437 (9, 2)	B SI 91 B SI 89 X SI 90 2-0 ②③ G3-6-3 1-2f			X SI 88 0-0 ① G3		B SI 89 C SI 90 B FC 86 F FC 86 D FS 80 F FC 85 D FS 78 4-2 6 BB BB		C SL 80 B SL 82 S SL 81 S FF 93 1-3 ③ K		2 1	0 0	0 0	0 0	1 1	0 1	1 1
6 Dan Uggla, R (1, 4) OBP: 0.358, SLG: 0.454		C SI 88 X CU 72 0-1 ① G6-3		C CU 72 F FS 79 B FF 88 C SI 89 1-3 ② K		D SI 90 S FS 82 B SI 90 B SI 91 C FC 85 B SI 91 4-2 12 G4-3 1-2 2-3 BB			B FF 94 S FF 95 B SL 85 X FF 94 2-1 HR	3	1	1	1	1	1	0
12 Cody Ross, R (1, 8) OBP: 0.324, SLG: 0.464		C FS 78 F SI 89 S FC 85 0-3 ② K		B FF 89 B SI 89 C SI 89 X FS 79 2-1 ③ P2		F SI 91 X SL 79 0-1 ②③ G4-3 1-2f			B SL 83 S SL 81 B SL 80 S FF 94 B FF 94 F FF 96 F FF 95 B SL 85 4-2 25 G6-4-3 BB	3	0	0	0	1	1	3
27 Jeremy Hermida, L (1, 9) OBP: 0.351, SLG: 0.395		B FC 85 X SI 88 1-0 ③ G3			B FS 76 B SI 88 B SI 89 C FC 87 X SI 88 3-1 ① F7		B SI 92 B SI 91 F SI 91 F SI 91 S CH 81 2-3 ① K		C SI 95 C SI 95 S SL 85 0-3 ① K	4	0	0	0	0	2	1
19 Aníbal Sánchez, R (1, 1) 24 Cameron Maybin, R (5, PH) OBP: 0.277, SLG: 0.306 31 Burke Badenhop, R (6, 1) 7 Ross Gload, L (7, PH) OBP: 0.324, SLG: 0.364 37 Renyel Pinto, L (8, 1) 22 Matt Lindstrom, R (9, 1) 25 Brett Carroll, R (9, PH) OBP: 0.314, SLG: 0.430			C SI 86 S SI 88 S CU 74 0-3 ① K		C FC 85 F SI 88 B FS 81 B FS 79 S SI 89 2-3 ② K		F SI 92 B SI 93 B CU 81 S CH 81 1-3 ② K		1 SAFE B SI 96 S FF 95 S FF 96 F FF 96 B FF 97 F FF 96 X SL 87 2-2 ②③ G6-4-3 1-2f	1 1 0 1 0 0 1	0 0 0 0 0 0 0	0 0 0 0 0 0 0	0 0 0 0 0 0 0	0 0 0 0 0 0 0	1 1 0 1 0 0 0	0 0 0 0 0 0 1

Inning Stats	1	2	3	4	5	6	7	8	9
	R: 2 E: 0 K: 1 S: 9 H: 3 LOB: 0 BB: 0 P: 14	R: 0 E: 0 K: 1 S: 6 H: 0 LOB: 0 BB: 0 P: 7	R: 0 E: 0 K: 1 S: 13 H: 1 LOB: 2 BB: 1 P: 22	R: 0 E: 0 K: 1 S: 6 H: 0 LOB: 0 BB: 0 P: 9	R: 0 E: 0 K: 1 S: 9 H: 1 LOB: 1 BB: 0 P: 14	R: 0 E: 0 K: 0 S: 9 H: 1 LOB: 2 BB: 2 P: 18	R: 0 E: 0 K: 2 S: 7 H: 0 LOB: 0 BB: 0 P: 12	R: 0 E: 0 K: 2 S: 17 H: 1 LOB: 1 BB: 0 P: 24	R: 1 E: 0 K: 1 S: 14 H: 1 LOB: 0 BB: 1 P: 22

1B: 4	SF: 0
2B: 3	SAC: 0
3B: 0	DP: 3
HR: 1	HBP: 0

WP: 0	PA: 36
PB: 0	
SB: 0	
CS: 0	

	AB	32
	R	3
	H	8
	RBI	3
	BB	4
	SO	10
	LOB	14

PITCHER	IP	WLS	BF	H	R	ER	SO	BB	IBB	HBP	BLK	WP	HR	S	P	ERA	WHIP
15 Tim Hudson, R (1, 1) ERA: 3.38	5.1	W	24	6	2	2	5	3	0	0	0	0	0	50	82	3.38	1.688
58 Peter Moylan, R (6, 1) ERA: 3.1	0.2	H	1	0	0	0	0	0	0	0	0	0	0	2	2	0.00	0.000
54 Kris Medlen, R (7, 1) ERA: 4.13	1.0	H	3	0	0	0	2	0	0	0	0	0	0	7	12	0.00	0.000
51 Michael Gonzalez, L (8, 1) ERA: 2.3	1.0	H	4	1	0	0	2	0	0	0	0	0	0	17	24	0.00	1.000
Rafael Soriano, R (9, 1) ERA: 2.51	1.0	S	4	1	1	1	1	1	0	0	0	0	1	14	22	9.00	2.000

PITCHER	IP	WLS	BF	H	R	ER	SO	BB	IBB	HBP	BLK	WP	HR	S	P	ERA	WHIP

Batter	1	2	3	4	5	6	7	8	9	AB	R	H	RBI	BB	SO	LOB
23 Matt Diaz, R (1, 9) OBP: 0.395, SLG: 0.510	F FF 91 F FF 93 B FF 92 B SL 83 B FF 94 X FF 93 3-2 18 2B 16 SF8 1B	B SL 83 F SL 84 B FF 91 F SL 85 S CH 83 2-3 K ③		I IN 80 I IN 81 I IN 81 I IN 82 4-0 IBB		C SL 83 B SL 84 F FF 90 F SI 91 C FF 90 1-3 K ②	H SI 94 1-0 1-2 HBP		F CH 85 X FF 94 0-1 G6-4-3 ② ③ 1-2f	4	1	1	0	1	2	3
14 Martín Prado, R (1, 5) OBP: 0.350, SLG: 0.450 (7, 4)	B SL 85 1 SAFE B FF 91 C FF 91 F SL 83 X SI 92 2-2 F8 ①		C SL 83 C FF 91 F FF 90 F SL 82 S SL 83 0-3 K ①	B SI 91 B FF 90 S FF 91 X FF 91 2-1 F8 ③		C SL 83 S SL 83 F SI 90 D SL 83 S SL 84 1-3 K ③	B CU 76 B SL 78 C FF 87 F FF 88 X SL 78 2-2 F8 ③			5	0	0	0	0	2	6
18 Garret Anderson, L (1, 7) OBP: 0.322, SLG: 0.436	B FF 91 D SI 93 B FF 90 C FF 92 X FF 92 3-1 16 SF8 22 1B 1-3 2B	B SL 82 X CH 85 1-0 F7 ②			C FF 90 B SL 81 B FF 90 B SL 83 B FF 91 4-1 22 F8 16 E 19 1B BB		C FF 90 X SL 88 0-1 P4 ①	B CH 82 C CH 82 B SL 80 F CH 82 X SL 82 2-2 G3 ①		4	2	1	0	1	0	0
16 Brian McCann, L (1, 2) OBP: 0.349, SLG: 0.495	C FF 92 B SI 93 F FF 92 X FF 93 1-2 SF8 ② 2-3 3-H	X SL 83 0-0 E7 22 1B			B SL 83 X CH 84 1-0 FC4 25 F9 19 1B 1-2		F SL 88 F FF 89 X CH 81 0-2 E6 22 1B 22 PB 10 2B	B SL 80 B CH 83 S FF 89 F SL 80 F SL 80 X FF 90 2-2 G5-3 ②		4	1	0	1	0	0	1
22 Adam LaRoche, L (1, 3) OBP: 0.354, SLG: 0.488	C FF 92 B FF 92 B CH 86 B FF 93 X SL 83 2-2 3-H 1B	B SL 83 B FF 88 S SI 90 1 SAFE F SI 91 X CH 84 2-2 1-2 1B			F SI 90 X SI 91 0-2 F8 ① 2-3		B FF 93 S FF 92 S SL 89 B SL 89 D SL 87 F SL 88 X SL 89 3-2 19 BB 10 2B 1-3 1B	C SL 79 C SL 81 B FF 90 S FF 89 1-3 K ③		5	1	3	1	0	1	2
19 Yunel Escobar, R (1, 6) OBP: 0.377, SLG: 0.459	B FF 92 C SL 82 B FF 91 F FF 92 F FF 92 B SL 83 X SL 86 3-2 F9 ③	B FF 90 C SL 84 X FF 91 1-1 F8 ③			X FF 91 0-0 1-2 3-H 1B		B FF 92 B CH 80 B SL 89 C FF 91 B SL 90 4-1 10 2B 1-2 BB		X SI 96 0-0 HR	4	2	2	2	1	0	3
25 Ryan Church, L (1, 8) OBP: 0.344, SLG: 0.396 10 Chipper Jones, S (7, PH) OBP: 0.399, SLG: 0.455 (7, 5)		B FF 91 S CH 83 C SI 90 B SL 82 B CH 83 X CH 84 3-2 F7 ①		S FF 90 F SL 84 B SL 84 B SI 93 F SL 83 B SI 94 B SL 81 4-2 33 SH3 BB	X CH 82 0-0 F9 ② 2-3		B SI 94 X SI 94 1-0 4 1B 1-H 2-H 3-H 2B		C FF 96 F CH 88 B CH 87 F CH 88 B FF 97 B SI 97 F CH 87 X SI 96 3-2 F7 ①	2 2	0 0	0 1	0 3	1 0	0 0	2 0
4 Omar Infante, R (1, 4) OBP: 0.378, SLG: 0.403 (7, 8)		X SL 83 0-0 P4 ②		C FF 89 T FF 90 C FF 91 0-3 K ①	C FF 89 C FF 89 B FF 91 1 SAFE X SL 82 1-2 F8 ③		L SI 94 B SI 94 S SL 87 X SL 87 1-2 23 HBP 2-3 1B		B CH 88 F SI 97 B SL 87 B FF 96 B SI 95 4-1 2 BB BB	4	0	1	0	1	1	3
33 Javier Vazquez, R (1, 1) OBP: 0.224, SLG: 0.236 54 Kris Medlen, S (6, 1) 20 Greg Norton, S (7, PH) OBP: 0.326, SLG: 0.176 58 Peter Moylan, R (7, 1) 34 Eric O'Flaherty, L (8, 1) 2 Kelly Johnson, L (9, PH) OBP: 0.296, SLG: 0.383 51 Michael Gonzalez, R (9, 1)		B FF 90 C FF 89 X FF 91 1-1 1B		X CH 87 0-0 SH3 ② 1-2		B SI 89 C SI 89 X FF 89 1-1 G4-3 ①	F SI 88 B SI 94 D SI 88 S SI 88 S SI 87 2-3 K ②		1 SAFE F CH 86 B CH 87 1 SAFE B FF 94 B CH 86 B FF 93 4-1 23 G6-4-3 1-2 BB	2 0 1 0 0 0 0	0 0 0 0 0 0 0	1 0 0 0 0 0 0	0 0 0 0 0 1 0	0 0 0 0 0 0 0	0 1 0 0 0 0 0	0 2 0 0 0 0 0
Inning Stats	R: 2 E: 0 K: 0 S: 18 H: 3 LOB: 1 BB: 0 P: 32	R: 0 E: 0 K: 1 S: 9 H: 1 LOB: 1 BB: 0 P: 15	R: 0 E: 1 K: 1 S: 12 H: 1 LOB: 2 BB: 0 P: 16	R: 0 E: 0 K: 1 S: 9 H: 0 LOB: 2 BB: 2 P: 19	R: 1 E: 1 K: 0 S: 10 H: 1 LOB: 2 BB: 1 P: 16	R: 0 E: 0 K: 2 S: 10 H: 0 LOB: 0 BB: 0 P: 13	R: 3 E: 1 K: 1 S: 20 H: 3 LOB: 3 BB: 1 P: 34	R: 0 E: 0 K: 1 S: 10 H: 0 LOB: 0 BB: 0 P: 15	R: 1 E: 0 K: 0 S: 10 H: 1 LOB: 1 BB: 2 P: 21	1B: 7 2B: 2 3B: 0 HR: 1 SF: 1 SAC: 1 DP: 1 HBP: 1						

PITCHER		IP	WLS	BF	H	R	ER	SO	BB	IBB	HBP	BLK	WP	HR	S	P	ERA	WHIP
56 Rick Van Den Hurk, R ERA: 4.91	(1, 1)	5.0		26	6	3	2	3	2	1	0	0	0	0	58	98	3.60	1.600
44 Brian Sanches, R ERA: 1.4	(6, 1)	1.0		3	0	0	0	2	0	0	0	0	0	0	10	13	0.00	0.000
53 Dan Meyer, L ERA: 3.24	(7, 1)	0.1		4	1	3	2	0	1	0	0	0	0	0	10	17	54.00	6.000
64 Tim Wood, R ERA: 2.4	(7, 1)	0.1	H	4	2	0	0	1	0	0	1	0	0	0	7	12	0.00	6.000
40 Kiko Calero, R ERA: 2.15	(7, 1)	1.1	H	4	0	0	0	1	0	0	0	0	0	0	13	20	0.00	0.000

PITCHER		IP	WLS	BF	H	R	ER	SO	BB	IBB	HBP	BLK	WP	HR	S	P	ERA	WHIP
46 Juan Carlos Oviedo, R ERA: 3.86	(9, 1)	1.0	W	5	1	1	1	0	2	0	0	0	0	1	10	21	9.00	3.000

TOP

Atlanta Braves @ Florida Marlins

Land Shark Stadium, Miami, FL

Wed Sep 02 2009, 7:10 PM EDT

Att. 14,723 - Cloudy - 80 F

livebaseballscorecards.com

AB	37
R	7
H	10
RBI	7
BB	6
SO	7
LOB	22

Braves

BOTTOM

Atlanta Braves @ Florida Marlins

Land Shark Stadium, Miami, FL

Wed Sep 02 2009, 7:10 PM EDT

Att. 14,723 - Cloudy - 80 F

livebaseballscorecards.com

Batter	1	2	3	4	5	6	7	8	9	AB	R	H	RBI	BB	SO	LOB
8 Chris Coghlan, L (1, 7) OBP: 0.377, SLG: 0.446	C FF 86 B SI 91 B SI 89 F FF 90 F SI 92 B CH 81 F FF 91 F FF 91 X SI 91 3-2 3 1B 7 1B 1B		C CU 74 B SL 84 B CH 83 X FF 90 2-1 ① G4-3		X FF 91 0-0 ① P6	B SI 92 F SI 91 T CU 80 F CH 82 X CH 81 1-2 6 1B 3 1B 2-3 1B		X FF 88 0-0 ① G6-3		5	1	2	0	0	0	0
7 Ross Gload, L (1, 3) OBP: 0.330, SLG: 0.387 46 Juan Carlos Oviedo, R (9, 1)	B FF 89 D SL 84 B FF 90 C FF 89 X SI 91 3-1 3 1B 1-2 1B		C SI 92 X CU 76 0-1 6 PB 6 HR 2B		C FF 90 F FF 92 B SI 84 B CH 77 X FF 91 2-2 3B	1 SAFE X SI 90 0-0 ② SF8 3-H		C FF 88 B FF 89 S SL 82 F FF 89 X SL 82 1-2 ② G5-3		4 0	1 0	3 0	1 0	0 0	0 0	0 0
6 Dan Uggla, R (1, 4) OBP: 0.358, SLG: 0.460	C CU 75 B FF 93 B FF 92 B FF 92 F FF 92 S FF 92 3-3 ① K		B SL 85 F FF 92 B SL 84 X FF 93 2-1 2-H HR		B SI 92 T SL 81 S SL 87 C FF 94 1-3 ② K	1 SAFE C CU 80 1 SAFE B SI 90 X CU 81 1-1 3 1B 1-2 1B		B SL 82 X SI 90 1-0 ③ G5-3		5	1	2	2	0	2	3
3 Jorge Cantu, R (1, 5) OBP: 0.341, SLG: 0.433 (9, 3)	C SI 91 X SI 92 0-1 1-2 2-3 1B		B SL 78 B SL 82 B SI 91 C SI 88 C SI 90 X SI 91 3-2 ② G6-3		C SI 93 B SI 93 C SI 93 D SL 81 F SL 83 X FF 92 2-2 ③ G3	X FF 90 0-0 1-2 2-H 1B			B FF 92 B FF 91 F FF 93 F FF 93 F FF 94 B SL 83 X FF 93 3-2 ① P2	5	0	2	1	0	0	1
12 Cody Ross, R (1, 8) OBP: 0.324, SLG: 0.461 40 Kiko Calero, R (7, 1) 18 Wes Helms, R (9, 5) OBP: 0.328, SLG: 0.397	S SI 93 S FF 93 S SI 94 0-3 ② K		S SL 83 B SI 92 F SI 92 X CU 76 1-2 ③ P6			29 1B 25 2B BB B CU 78 B SI 90 1 SAFE C SI 91 C SI 91 D CU 81 S CH 82 3-3 K2-3			B SL 78 S FF 92 B FF 94 F FF 92 B FF 94 X FF 93 3-2 HR	3 0 1	1 0 1	0 0 1	0 0 1	1 0 1	2 0 1	5 0 0
27 Jeremy Hermida, L (1, 9) OBP: 0.349, SLG: 0.393 53 Dan Meyer, R (7, 1) 64 Tim Wood, R (7, 1) OBP: 0.500, SLG: 0.500 24 Cameron Maybin, R (7, 8) OBP: 0.284, SLG: 0.306	F SI 94 B FF 93 F SI 92 S CH 82 1-3 ③ K		B SI 90 C CU 75 F FF 92 B FF 92 B FF 92 F SL 80 X SI 92 3-2 ① G1-3			C SI 90 D SI 85 1 SAFE S CH 79 F FF 89 B FF 92 D CH 79 X SI 91 3-2 ① L7 B SI 90 B SI 90 B SI 91 B SI 90 4-0 1 G5-3 29 1B BB			3 0 0 0	0 0 0 0	0 0 0 0	0 0 0 1	1 0 0 0	4 0 0 0
29 Ronny Paulino, R (1, 2) OBP: 0.336, SLG: 0.438		C SI 90 S SL 85 B SL 86 F SL 86 B CU 72 C SL 85 2-3 ① K	S SL 81 X SI 92 0-1 E3 1 FC4-6			B SL 80 1 SAFE B SI 90 B SL 84 C SI 90 C SL 83 F SI 92 X SI 91 3-2 1 HBP 25 2B 1-3 1B 1 SAFE S SL 78 B SL 78 B SI 90 X SI 89 2-1 1 G5-3 1-2 1B			4	1	2	0	0	1	0
1 Emilio Bonifácio, S (1, 6) OBP: 0.303, SLG: 0.310		F SI 92 X CH 81 0-1 ② L8	F SI 90 B SI 92 X SI 91 1-1 ② FC4-6 1-2f			B SI 92 S CH 76 C FF 92 B CH 79 H SI 91 3-2 25 2B 1-2 HBP B SI 90 L SI 90 L SI 90 B SI 91 F SI 90 X SI 92 2-2 ① ② G5-3 1-2 2-3f			3	1	0	0	0	0	3
56 Rick Van Den Hurk, R (1, 1) 44 Brian Sanches, R (6, 1) 25 Brett Carroll, R (6, PH) OBP: 0.317, SLG: 0.442 (7, 9)		B SI 89 C SI 89 F SI 91 S SL 75 1-3 ③ K	C SI 90 B SI 91 1 SAFE S SL 80 B CU 75 F SL 80 S SI 90 2-3 ③ K			C SI 91 X SI 92 0-1 8 1B 7 SF8 1-H 2-H 3-H 2B		C SI 91 X SI 92 0-1 ③ G1-3		2 0 2	0 0 1	0 0 1	0 0 3	0 0 1	2 0 1	1 0 1
Inning Stats	R: 0 E: 0 K: 3 S: 19 H: 3 LOB: 3 BB: 0 P: 29	R: 0 E: 0 K: 2 S: 9 H: 0 LOB: 0 BB: 0 P: 12	R: 2 E: 0 K: 0 S: 12 H: 2 LOB: 0 BB: 0 P: 20	R: 0 E: 1 K: 1 S: 12 H: 0 LOB: 1 BB: 0 P: 18	R: 0 E: 0 K: 1 S: 11 H: 1 LOB: 1 BB: 0 P: 16	R: 5 E: 0 K: 1 S: 26 H: 5 LOB: 2 BB: 1 P: 44	R: 0 E: 0 K: 0 S: 8 H: 1 LOB: 1 BB: 1 P: 16	R: 0 E: 0 K: 0 S: 6 H: 0 LOB: 0 BB: 0 P: 8	R: 1 E: 0 K: 0 S: 7 H: 1 LOB: 0 BB: 0 P: 13	1B: 8 2B: 2 3B: 1 HR: 2	SF: 1 SAC: 0 DP: 1 HBP: 1			WP: 0 PB: 1 SB: 0 CS: 0	PA: 41		

	AB	37
	R	8
	H	13
	RBI	8
	BB	2
	SO	8
	LOB	18

PITCHER		IP	WLS	BF	H	R	ER	SO	BB	IBB	HBP	BLK	WP	HR	S	P	ERA	WHIP
33 Javier Vazquez, R ERA: 3.18	(1, 1)	5.1		26	7	5	5	7	1	0	1	0	0	1	75	120	8.44	1.500
54 Kris Medlen, R ERA: 4.4	(6, 1)	0.2	B	6	4	2	2	1	0	0	0	0	0	0	14	19	27.00	6.000
58 Peter Moylan, R ERA: 3.05	(7, 1)	1.0		4	1	0	0	0	1	0	0	0	0	0	8	16	0.00	2.000
34 Eric O'Flaherty, L ERA: 3.33	(8, 1)	1.0		3	0	0	0	0	0	0	0	0	0	0	6	8	0.00	0.000
51 Michael Gonzalez, L ERA: 2.43	(9, 1)	0.1	L	2	1	1	1	0	0	0	0	0	0	1	7	13	27.00	3.000

PITCHER	IP	WLS	BF	H	R	ER	SO	BB	IBB	HBP	BLK	WP	HR	S	P	ERA	WHIP

Atlanta Braves @ Florida Marlins

Land Shark Stadium, Miami, FL

Thu Sep 03 2009, 7:10 PM EDT

Att. 13,711 - Cloudy - 73 F

TOP

livebaseballscorecards.com

Batter	1	2	3	4	5	6	7	8	9	AB	R	H	RBI	BB	SO	LOB
23 Matt Diaz, R (1, 9) OBP: 0.395, SLG: 0.507	B FF 90 F SL 83 F CU 76 S FF 92 1-3 ① K		B SL 84 S SL 83 X CU 78 1-1 14 1B 1B		B FF 93 B FF 92 I I 4-0 10 1B 14 1B IBB		C FF 87 S SL 80 S SL 81 0-3 ① K		B SI 96 S SI 95 B SL 84 C SL 81 S FF 96 2-3 ③ K	4	0	1	0	1	3	1
14 Martín Prado, R (1, 4) OBP: 0.352, SLG: 0.451	B FF 92 F FF 92 B CU 78 F FF 92 F FF 93 B SL 84 F SL 83 F FF 93 C FF 92 3-3 ② K		C SI 88 C FF 91 F FS 86 1 SAFE 1 SAFE F FF 93 X FF 93 0-2 1-2 1B		B SL 84 B SL 85 X FF 92 2-0 10 1B 1-2 2-3 3-H 1B		B SL 83 B SI 90 C SI 89 B FF 89 X SI 88 3-1 ② F7			4	0	2	1	0	1	0
10 Chipper Jones, S (1, 5) OBP: 0.398, SLG: 0.453	F FF 92 X FF 93 0-1 ③ F8		B FS 86 F FF 92 D FS 85 F FF 93 X CU 78 2-2 ③ G1-3		X FF 93 0-0 1-2 2-3 3-H 1B		B SI 88 X FF 89 1-0 ③ F7			4	0	1	1	0	0	2
16 Brian McCann, L (1, 2) OBP: 0.348, SLG: 0.500 5 Clint Sammons, R (8, 2) OBP: 0.333, SLG: 0.200		B FF 90 C FS 84 F FF 90 X FS 84 1-2 HR		L CU 74 F CU 77 S FF 92 0-3 ① K	C FS 87 F FF 94 F FF 94 D SL 85 F FF 94 F CU 78 X FS 85 1-2 ② F7			B FF 90 B FF 90 C FF 90 C FF 89 F SL 81 X SL 81 2-2 E1 19 G6-4-3		4 0	1 0	1 0	1 0	0 0	1 0	3 0
18 Garret Anderson, L (1, 7) OBP: 0.319, SLG: 0.431 30 Reid Gorecki, R (8, 7) OBP: 0.250, SLG: 0.227		C CU 73 X FF 90 0-1 ① F7		X FF 92 0-0 ② L9	C FF 94 B FF 95 X FS 87 1-1 ③ L3			C FF 89 S SL 82 S SL 82 0-3 ① K		4 0	0 0	0 0	0 0	0 0	1 0	4 0
19 Yunel Escobar, R (1, 6) OBP: 0.374, SLG: 0.455		C SL 84 B CU 76 T FF 91 X FF 91 1-2 ② G6-3		C FF 92 B FS 86 C SL 83 S FS 87 1-3 ③ K		C FS 83 B FF 91 X FF 92 1-1 ① F9		D B C B CH 83 C FF 90 X 3-2 ②③ G6-4-3 1-2f		4	0	0	0	0	1	1
22 Adam LaRoche, L (1, 3) OBP: 0.354, SLG: 0.486		B FF 91 F FF 92 C CU 76 B FF 93 S SL 84 2-3 ③ K			C SL 82 S FS 84 B FF 92 X SL 83 1-2 25 2B 14 1B 1B	F FS 84 X FS 85 0-1 ② F9			B SI 96 B CH 86 C FF 96 X 2-1 ① L8	4	1	1	0	0	1	0
25 Ryan Church, L (1, 8) OBP: 0.346, SLG: 0.399			C SL 81 C CU 75 B FF 92 F FF 93 F SL 84 X SL 84 1-2 ① P2		C FF 91 F FS 85 F FF 93 X CU 75 0-2 14 1B 10 1B 1-3 2B	C FS 83 B FS 86 F FS 84 F FF 93 X FF 93 1-2 E3			H SL 83 1-0 HBP	3	1	1	0	0	0	0
48 Tommy Hanson, R (1, 1) OBP: 0.069, SLG: 0.069 20 Greg Norton, S (6, PH) OBP: 0.322, SLG: 0.174 54 Kris Medlen, S (6, 1) 34 Eric O'Flaherty, L (6, 1) 38 Buddy Carlyle, L (7, 1) 50 Jairo Asencio, R (8, 1) 7 Brooks Conrad, S (9, PH) OBP: 0.371, SLG: 0.667			B FF 92 C FF 91 B SL 83 S FF 92 S FF 93 2-3 ② K		S FF 93 S FF 93 S FF 94 0-3 ① K	X FF 92 0-0 ③ F7			C SI 96 X SI 97 0-1 ② L9	2 1 0 0 0 0 0 1	0 0 0 0 0 0 0 0	0 0 0 0 0 0 0 0	0 0 0 0 0 0 0 0	0 0 0 0 0 0 0 0	2 0 0 0 0 0 0 0	2 1 0 0 0 0 0 1
Inning Stats	R: 0 E: 0 K: 2 S: 11 H: 0 LOB: 0 BB: 0 P: 15	R: 1 E: 0 K: 1 S: 11 H: 1 LOB: 0 BB: 0 P: 15	R: 0 E: 0 K: 1 S: 18 H: 2 LOB: 2 BB: 0 P: 24	R: 0 E: 0 K: 2 S: 7 H: 0 LOB: 0 BB: 0 P: 8	R: 2 E: 0 K: 1 S: 20 H: 4 LOB: 3 BB: 1 P: 29	R: 0 E: 1 K: 0 S: 9 H: 0 LOB: 1 BB: 0 P: 11	R: 0 E: 0 K: 1 S: 6 H: 0 LOB: 0 BB: 0 P: 10	R: 0 E: 1 K: 1 S: 10 H: 0 LOB: 0 BB: 0 P: 15	R: 0 E: 0 K: 1 S: 7 H: 0 LOB: 1 BB: 0 P: 12	1B: 5 2B: 1 3B: 0 HR: 1 SF: 0 SAC: 0 DP: 1 HBP: 1						

	AB	35
	R	3
	H	7
	RBI	3
	BB	1
	SO	10
	LOB	15

PITCHER		IP	WLS	BF	H	R	ER	SO	BB	IBB	HBP	BLK	WP	HR	S	P	ERA	WHIP
47 Ricky Nolasco, R ERA: 5.27	(1, 1)	6.0	W	27	7	3	3	7	0	1	0	0	0	1	76	102	4.50	1.167
44 Brian Sanches, R ERA: 1.37	(7, 1)	1.0		3	0	0	0	1	0	0	0	0	0	0	6	10	0.00	0.000
37 Renyel Pinto, L ERA: 3.12	(8, 1)	1.0		3	0	0	0	1	0	0	0	0	0	0	10	15	0.00	0.000
22 Matt Lindstrom, R ERA: 5.14	(9, 1)	1.0		4	0	0	0	1	0	0	1	0	0	0	7	12	0.00	0.000

PITCHER		IP	WLS	BF	H	R	ER	SO	BB	IBB	HBP	BLK	WP	HR	S	P	ERA	WHIP

Batter	1	2	3	4	5	6	7	8	9	AB	R	H	RBI	BB	SO	LOB
8 Chris Coghlan, L (1, 7) OBP: 0.378, SLG: 0.448	B FF 90 C FF 92 C FF 92 F SL 82 S CU 75 1-3 K ①		C SL 81 C FF 92 D SL 79 F CU 74 F FF 91 F CU 74 B FF 93 X SL 80 2-2 FC3-6 24 2B ① 1-2f		X FF 92 0-0 G1-3 ②	B FF 88 C FF 88 B SL 83 B FF 90 F FF 90 X 3-2 24 G4-3 20 1B 2B 2-H	B FF 89 B CH 76 F SI 89 F SI 91 X SL 85 2-2 18 G4-6-3 1B 1-2			5	2	2	1	0	1	1
24 Cameron Maybin, R (1, 8) OBP: 0.303, SLG: 0.341 18 Wes Helms, R (7, 5) OBP: 0.327, SLG: 0.394	C FF 92 B SL 84 X FF 92 1-1 2B		D CU 74 1 SAFE B FF 91 C SL 81 1 SAFE X FF 92 2-1 20 G3-1 2B 1-H		B SL 84 B SL 81 C SL 83 S SL 83 B CU 78 B SL 83 4-2 20 BB BB	C SI 90 C FF 90 B CH 83 X CH 83 1-2 G4-3 ② 2-3	B SL 83 F FF 90 F SL 84 X SI 90 1-2 G4-6-3 ②③ 1-2f			3 1	0 0	2 0	1 0	1 0	0 0	1 2
20 Nick Johnson, L (1, 3) OBP: 0.422, SLG: 0.409 44 Brian Sanches, R (7, 1) 37 Renyel Pinto, L (8, 1) 59 Brett Hayes, R (8, PH) OBP: 0.333, SLG: 0.200 22 Matt Lindstrom, R (9, 1)	B FF 90 B FF 92 T FF 92 F FF 93 D CU 76 B FF 93 4-2 BB		C FF 91 C FF 90 B SL 83 B FF 92 X SL 83 2-2 G3-1 ② 2-3		1 SAFE B FF 89 B FF 92 C FF 92 S CH 82 B FF 90 F FF 92 B FF 91 4-2 BB 1-2	B SL 85 X FF 90 1-0 3 WP 3 1B 1B 3-H		B CH 90 X CH 90 1-0 F8 ①		2 0 0 1 0	1 0 0 0 0	1 0 0 0 0	1 0 0 0 0	2 0 0 0 0	0 0 0 0 0	1 0 0 0 0
3 Jorge Cantu, R (1, 5) OBP: 0.340, SLG: 0.431 (7, 3)	C SL 83 B FF 92 B FF 94 F FF 94 B SL 84 F FF 94 X FF 94 3-2 F6 ②		B FF 90 C SL 82 B SL 80 C CU 74 X FF 94 2-2 G1-6-3 ③		C FF 89 X CU 74 0-1 G5-3 ③	B SL 84 C CH 83 C CH 84 X FF 91 1-2 21 1B 1B 1-H		B FF 93 F SI 92 F F X 1-2 L9 ②		5	0	1	1	0	0	5
21 John Baker, L (1, 2) OBP: 0.350, SLG: 0.433	C FF 92 B CU 76 B FF 92 S SL 83 S SL 84 2-3 K ③			S FF 89 B FF 90 F FF 93 B SL 86 B CU 76 F FF 92 X FF 91 3-2 G4-3 ①		C SI 91 C FF 91 C CU 78 B CH 83 B SI 90 3-1 6 WP 25 2B BB C FF 91 C FF 91 X SL 85 0-2 1-2 1B		X FF 92 0-0 2B		4	1	2	0	1	1	2
6 Dan Uggla, R (1, 4) OBP: 0.357, SLG: 0.456		B FF 92 B SL 82 C SL 82 S SL 84 F FF 93 F SL 84 C CU 75 2-3 K ①		S CH 84 B FF 92 X SL 84 1-1 G6-3 ②		C SI 91 1 SAFE B FF 90 B FF 92 C CH 81 S CH 81 2-3 K ① 1-2 C CH 83 C CH 84 B CH 85 B CH 86 X FF 90 2-2 L4 ③		B B CH 87 C CH 87 B FF 94 B SI 91 4-1 25 FC5-4 BB		4	0	0	0	1	2	3
25 Brett Carroll, R (1, 9) OBP: 0.330, SLG: 0.465		X FF 92 0-0 F9 ②		C FF 91 H FF 90 1-1 HBP		C CU 79 B SI 90 B SI 91 B CU 80 X SI 91 3-1 2 E 2B 2-H	C FF 88 S FF 90 B FF 92 B SL 85 B FF 89 X FF 89 3-2 1 SH3 12 1B 2B	X FF 93 0-0 FC5-4 ③ 1-2f		4	2	2	1	0	0	2
13 Andy González, R (1, 6) OBP: 0.100, SLG: 0.300 2 Hanley Ramírez, R (6, PH) OBP: 0.418, SLG: 0.556 1 Emilio Bonifácio, S (6, PR) OBP: 0.303, SLG: 0.310 (7, 6)	C FF 92 B FF 92 F FF 93 S SL 83 1-3 K ③			1 SAFE B CH 84 B FF 90 X FF 89 2-0 F8 ③		B FF 91 B CH 80 X SI 92 2-0 E9 12 2B 1B 2-H	L SI 89 B SI 90 X SL 83 1-1 SH3 ① 2-3			2 1 0	0 0 1	0 1 0	0 1 0	0 0 0	1 0 0	1 0 0
47 Ricky Nolasco, R (1, 1) OBP: 0.195, SLG: 0.154 12 Cody Ross, R (6, PH) OBP: 0.326, SLG: 0.465 (7, 8)			C FF 89 S SL 81 B FF 92 B SL 83 B FF 92 B FF 92 4-2 8 FC3-6 BB		C FF 88 B FF 89 C FF 91 B CH 84 F FF 91 B FF 91 S FF 91 3-3 K ①	C CU 81 F FF 90 F CH 79 D CU 81 X SI 91 1-2 8 2B 2B 2-H	D CU 71 X FF 90 1-0 8 1B 1B 3-H			1 2	0 1	0 2	0 2	1 0	1 0	0 0
Inning Stats	R: 0 E: 0 K: 2 S: 15 H: 1 LOB: 2 BB: 1 P: 26	R: 0 E: 0 K: 2 S: 9 H: 0 LOB: 0 BB: 0 P: 12	R: 1 E: 0 K: 0 S: 16 H: 1 LOB: 1 BB: 1 P: 28	R: 0 E: 0 K: 0 S: 8 H: 0 LOB: 1 BB: 0 P: 15	R: 0 E: 0 K: 1 S: 12 H: 0 LOB: 2 BB: 2 P: 23	R: 6 E: 1 K: 1 S: 27 H: 7 LOB: 2 BB: 1 P: 47	R: 1 E: 0 K: 0 S: 12 H: 3 LOB: 1 BB: 0 P: 20	R: 0 E: 0 K: 0 S: 8 H: 1 LOB: 2 BB: 1 P: 14		1B: 6 2B: 7 3B: 0 HR: 0 SF: 0 SAC: 1 DP: 1 HBP: 1				WP: 2 PB: 0 SB: 0 CS: 0 PA: 43	

PITCHER		IP	WLS	BF	H	R	ER	SO	BB	IBB	HBP	BLK	WP	HR	S	P	ERA	WHIP
48 Tommy Hanson, R ERA: 3.07	(1, 1)	5.0		22	2	1	1	5	4	0	1	0	0	0	60	104	1.80	1.200
54 Kris Medlen, R ERA: 4.68	(6, 1)	0.1	L	5	3	4	2	1	1	0	0	0	1	0	11	23	54.00	12.000
34 Eric O'Flaherty, L ERA: 3.28	(6, 1)	0.2		6	4	2	0	0	0	0	0	0	1	0	16	24	0.00	6.000
38 Buddy Carlyle, R ERA: 8.86	(7, 1)	1.0		5	3	1	1	0	0	0	0	0	0	0	12	20	9.00	3.000
50 Jairo Asencio, R ERA: 3.38	(8, 1)	1.0		5	1	0	0	0	1	0	0	0	0	0	8	14	0.00	2.000

PITCHER	IP	WLS	BF	H	R	ER	SO	BB	IBB	HBP	BLK	WP	HR	S	P	ERA	WHIP

BOTTOM

Atlanta Braves @ Florida Marlins

Land Shark Stadium, Miami, FL

Thu Sep 03 2009, 7:10 PM EDT
Att. 13,711 - Cloudy - 73 F

livebaseballscorecards.com

AB	35
R	8
H	13
RBI	8
BB	6
SO	6
LOB	18

Cincinnati Reds @ Atlanta Braves

Turner Field, Atlanta, GA

Fri Sep 04 2009, 7:30 PM EDT

Att. 24,219 - Clear - 80 F

livebaseballscorecards.com

Batter	1	2	3	4	5	6	7	8	9	AB	R	H	RBI	BB	SO	LOB
6 Drew Stubbs, R (1, 8) OBP: 0.295, SLG: 0.453	C SI 88 B SI 88 B SL 81 F SI 89 B SI 89 F SI 88 X SI 89 3-2 ① G5-3		C SL 82 X SL 81 0-1 ③ 7 G6-4-3 1B		B SL 82 C SI 88 C SI 89 F SI 89 X SI 88 1-2 ③ F9		F SI 88 F CH 84 S FC 87 0-3 ③ K		F FF 90 X FO 86 0-1 ③ L7	5	0	1	0	0	1	1
7 Paul Janish, R (1, 6) OBP: 0.304, SLG: 0.309	C SI 88 B SI 89 X SI 89 1-1 ② G6-3		1 SAFE X SI 88 0-0 ② ③ G6-4-3 1-2f			C SI 88 C SI 89 S SI 88 0-3 ① K		C SI 90 B SL 78 X SL 79 1-1 ① F7		4	0	0	0	0	1	1
19 Joey Votto, L (1, 3) OBP: 0.394, SLG: 0.531	B FC 87 B FC 86 C SI 90 X SI 89 2-1 ③ F7			B SL 80 B CH 84 X SI 88 2-0 ① G4-3		F SL 82 B FC 86 S FC 86 B CH 84 B SI 89 B SL 82 4-2 4 2B BB		B SL 80 F SI 92 B SI 91 B CH 80 B SI 92 4-1 27 E 4 1B BB		2	1	0	0	2	0	0
4 Brandon Phillips, R (1, 4) OBP: 0.333, SLG: 0.464		B SI 88 X SI 88 1-0 ① G5-3		B SI 88 B SI 88 F SI 89 B SI 88 B SI 89 4-1 27 S BB		B SL 82 F SI 88 B SI 89 B SL 81 X SI 88 3-1 1-H 27 1B 2B		X SL 78 0-0 27 E 1-2 1B		3	1	2	1	1	0	0
27 Scott Rolen, R (1, 5) OBP: 0.370, SLG: 0.460		F SI 88 B SI 88 F SI 89 B SI 90 F SI 89 X SI 89 2-2 ② G5-3		C SL 80 S SI 87 B SI 88 S SI 89 1-3 ② K 1-2		X SI 89 0-0 25 G5-3 31 1B 2-H 1B		B SL 79 B SI 92 X SI 91 2-0 E5 1-2 2-3		4	0	1	1	0	1	3
31 Jonny Gomes, R (1, 7) OBP: 0.357, SLG: 0.566 53 Arthur Rhodes, L (8, 1) 48 Francisco Cordero, R (9, 1)		C SI 89 B SI 90 F SI 89 F SI 90 F SI 90 X SI 89 1-2 HR		2 SAFE X SI 89 0-0 ③ G5-3		B SL 81 B SL 81 C SI 89 X SI 88 2-1 1-2 1B		C SI 91 B SL 80 S SL 79 S SL 81 1-3 ② K		4 0 0	1 0 0	2 0 0	1 0 0	0 0 0	1 0 0	4 0 0
25 Wladimir Balentien, R (1, 9) OBP: 0.306, SLG: 0.389		B SI 89 F SI 89 X SI 89 1-1 3B	C SI 87 B SL 82 B SI 87 X SI 88 2-1 37 SH1-3 2B		X SI 88 0-0 ② ③ G5-3 2-3f			X SL 80 0-0 ③ P4		4	0	2	0	0	0	5
37 Corky Miller, R (1, 2) OBP: 0.286, SLG: 0.230		C SL 82 C SI 89 X SL 82 0-2 ③ G4-3	X SI 88 0-0 ① SH1-3 2-3				F SL 80 B SI 88 B SI 89 F SI 88 X SL 83 2-2 ① G4-3		F FO 86 F CU 66 B CU 66 F FO 82 B FF 89 F CU 69 S FF 89 2-3 ① K	3	0	0	0	0	1	1
61 Bronson Arroyo, R (1, 1) OBP: 0.118, SLG: 0.176 16 Darnell McDonald, R (8, 7) OBP: 0.302, SLG: 0.362			C SI 88 C SI 88 B SI 88 S SL 82 1-3 ① K	X SI 88 0-0 ② P4			C SI 89 M SI 88 F SI 89 C SL 82 0-3 ② K		F FF 89 C FF 89 F FO 84 B CU 68 F SI 90 F FO 84 F FC 86 X CU 69 1-2 ② F7	3 1	0 0	0 0	0 0	0 0	2 0	1 0
Inning Stats	R: 0 E: 0 K: 0 S: 8 H: 0 LOB: 0 BB: 0 P: 14	R: 1 E: 0 K: 0 S: 15 H: 2 LOB: 1 BB: 0 P: 20	R: 0 E: 0 K: 1 S: 6 H: 1 LOB: 0 BB: 0 P: 7	R: 0 E: 0 K: 1 S: 6 H: 0 LOB: 1 BB: 1 P: 13	R: 0 E: 0 K: 0 S: 8 H: 1 LOB: 1 BB: 0 P: 11	R: 2 E: 0 K: 1 S: 11 H: 3 LOB: 1 BB: 1 P: 20	R: 0 E: 0 K: 2 S: 10 H: 0 LOB: 0 BB: 0 P: 12	R: 0 E: 1 K: 1 S: 9 H: 1 LOB: 3 BB: 1 P: 17	R: 0 E: 0 K: 1 S: 14 H: 0 LOB: 0 BB: 0 P: 17	1B: 4 2B: 2 3B: 1 HR: 1 SF: 0 SAC: 1 DP: 2 HBP: 0						

TOP	
AB	33
R	3
H	8
RBI	3
BB	3
SO	7
LOB	16

		WP: 0	PA: 37
		PB: 0	
		SB: 1	
		CS: 0	

PITCHER		IP	WLS	BF	H	R	ER	SO	BB	IBB	HBP	BLK	WP	HR	S	P	ERA	WHIP
32 Derek Lowe, R ERA: 4.36	(1, 1)	7.0	L	28	7	3	3	5	2	0	0	0	0	1	64	97	3.86	1.286
58 Peter Moylan, R ERA: 3.0	(8, 1)	1.0		6	1	0	0	1	1	0	0	0	0	0	9	17	0.00	2.000
11 Kenshin Kawakami, R ERA: 3.95	(9, 1)	1.0		3	0	0	0	1	0	0	0	0	0	0	14	17	0.00	0.000

PITCHER		IP	WLS	BF	H	R	ER	SO	BB	IBB	HBP	BLK	WP	HR	S	P	ERA	WHIP

Cincinnati Reds @ Atlanta Braves

Turner Field, Atlanta, GA

Fri Sep 04 2009, 7:30 PM EDT

Att. 24,219 - Clear - 80 F

BOTTOM

Batter	1	2	3	4	5	6	7	8	9	AB	R	H	RBI	BB	SO	LOB
23 Matt Diaz, R (1, 9) (5, 7) OBP: 0.399, SLG: 0.508	X CH 77 0-0 10 BB 14 1B 16 G5-2-3 1B	X CU 67 0-0 ① F9	C SI 88 S SI 89 F SI 88 X SL 74 0-2 1-2 1B	B SI 90 C SL 74 B SI 90 B SI 90 C CH 78 B SI 90 4-2 14 PB BB					3	0	2	0	1	0	0
14 Martín Prado, R (1, 4) OBP: 0.351, SLG: 0.448	X CH 78 0-0 16 G5-2-3 10 BB 1-2 1B	C FF 90 C SI 89 B SL 77 B SI 90 B SI 90 X CU 71 3-2 ② G5-3	B SL 74 2 SAFE 1 SAFE X SI 87 1-0 ① ② F9 2-3	C SL 74 F SL 76 B SL 75 B FF 89 B SI 90 X CU 69 3-2 ③ F9 1-2					4	0	1	0	0	0	3
10 Chipper Jones, S (1, 5) OBP: 0.397, SLG: 0.450	C SI 87 B CH 82 B SI 88 S SI 88 F SI 89 B SI 89 B SI 83 4-2 16 G5-2-3 1-2 2-3 BB	C SI 89 F SF 90 X SI 84 0-2 ③ G4-3	B CH 80 C SL 72 1 SAFE F SI 88 1 SAFE B SI 88 X SL 75 2-2 ③ G1-3					B FF 91 X FF 91 1-0 ① G6-3		3	0	0	0	1	0	1
16 Brian McCann, L (1, 2) OBP: 0.345, SLG: 0.495	C SI 88 B SI 88 X SI 88 1-1 ① ② G5-2-3 1-2 2-3 3-Hf	C CU 71 X SL 73 0-1 ① F9	C CH 81 B SI 83 B SI 88 X SI 88 2-1 ① L5					C SL 82 S SL 83 X SL 80 0-2 ② P4		4	0	0	0	0	0	3
22 Adam LaRoche, L (1, 3) OBP: 0.351, SLG: 0.481	B CU 69 X CH 78 1-0 ③ F7		B SI 88 F SI 88 C SL 73 X SI 85 1-2 E3 25 1B	C SL 72 C SL 74 B SI 85 B FF 90 B SI 84 X CH 77 3-2 ② G4-3				X SL 80 0-0 ③ B1-3		4	0	0	0	0	0	2
19 Yunel Escobar, R (1, 6) OBP: 0.374, SLG: 0.454 24 Nate McLouth, L (5, 8) OBP: 0.349, SLG: 0.449		C CH 78 B SI 89 B SI 88 B SL 74 C CU 70 B SL 74 4-2 BB	B SI 88 C SI 88 B SI 89 F SI 89 X SI 89 2-2 ② G1-3	X CH 82 0-0 HR				B FF 94 C FF 93 C CH 85 B FF 94 F CH 86 F FF 95 B SL 89 B FF 95 4-2 25 G6-4-3 BB		1 1	0 1	0 1	0 1	1 1	0 0	1 0
25 Ryan Church, L (1, 8) (5, 9) OBP: 0.345, SLG: 0.397		C SI 88 B CH 82 X SI 84 1-1 ① F8	F SI 88 X SI 88 0-1 4 FC6 1-2 1B	L CU 70 X SL 74 0-1 ③ P3				F FF 95 S FF 95 B FF 94 B FF 95 X FF 96 2-2 ① ② G6-4-3 1-2f		4	0	1	0	0	0	2
4 Omar Infante, R (1, 7) (5, 6) OBP: 0.369, SLG: 0.392		C SL 73 C CU 68 S SI 87 0-3 ② K	X SI 89 0-0 ③ FC6 1-2f				C CH 74 F FF 91 S SL 78 0-3 ① K		X SL 87 0-0 ③ G3	4	0	0	0	0	2	3
32 Derek Lowe, R (1, 1) OBP: 0.265, SLG: 0.200 2 Kelly Johnson, L (7, PH) OBP: 0.295, SLG: 0.381 58 Peter Moylan, R (8, 1) 11 Kenshin Kawakami, R (9, 1) OBP: 0.167, SLG: 0.103		B CH 78 F SI 88 C SI 88 S SI 86 1-3 ③ K	B CU 70 X CU 69 1-0 14 F9 23 1B 1B				B SI 91 F CH 80 C CH 83 S SI 87 1-3 ② K			2 1 0 0	0 0 0 0	1 0 0 0	0 0 0 0	0 0 0 0	1 1 0 0	1 0 0 0
Inning Stats	R: 0 E: 0 K: 0 S: 8 H: 2 LOB: 2 BB: 1 P: 14	R: 0 E: 0 K: 2 S: 10 H: 0 LOB: 1 BB: 1 P: 16	R: 0 E: 0 K: 0 S: 7 H: 0 LOB: 0 BB: 0 P: 10	R: 0 E: 1 K: 0 S: 11 H: 1 LOB: 2 BB: 0 P: 14	R: 0 E: 0 K: 0 S: 9 H: 2 LOB: 1 BB: 0 P: 13	R: 1 E: 0 K: 0 S: 8 H: 1 LOB: 0 BB: 0 P: 13	R: 0 E: 0 K: 2 S: 11 H: 0 LOB: 1 BB: 1 P: 19	R: 0 E: 0 K: 0 S: 5 H: 0 LOB: 0 BB: 0 P: 6	R: 0 E: 0 K: 0 S: 8 H: 0 LOB: 0 BB: 1 P: 14	1B: 5 2B: 0 3B: 0 HR: 1 SF: 0 SAC: 0 DP: 2 HBP: 0						

livebaseballscorecards.com

AB	31
R	1
H	6
RBI	1
BB	4
SO	4
LOB	16

PITCHER		IP	WLS	BF	H	R	ER	SO	BB	IBB	HBP	BLK	WP	HR	S	P	ERA	WHIP
61 Bronson Arroyo, R ERA: 4.23	(1, 1)	7.0	W	29	6	1	1	4	3	0	0	0	0	1	64	99	1.29	1.286
53 Arthur Rhodes, L ERA: 2.49	(8, 1)	1.0	H	3	0	0	0	0	0	0	0	0	0	0	5	6	0.00	0.000
48 Francisco Cordero, R ERA: 2.24	(9, 1)	1.0	S	3	0	0	0	0	1	0	0	0	0	0	8	14	0.00	1.000

PITCHER	IP	WLS	BF	H	R	ER	SO	BB	IBB	HBP	BLK	WP	HR	S	P	ERA	WHIP

Cincinnati Reds @ Atlanta Braves

Turner Field, Atlanta, GA

Sat Sep 05 2009, 7:00 PM EDT

Att. 29,078 - Cloudy - 79 F

TOP

livebaseballscorecards.com

Batter	1	2	3	4	5	6	7	8	9	AB	R	H	RBI	BB	SO	LOB
6 Drew Stubbs, R (1, 8) OBP: 0.280, SLG: 0.430	F FF 91 C FF 90 S FF 94 0-3 ① **K**		S FF 94 B CH 84 B CH 84 F FF 93 S SL 82 2-3 ③ **K**			C SI 92 B SI 90 B CH 83 X CH 83 2-1 ① **F7**	C FF 92 X SI 91 0-1 ③ **G5-3**			4	0	0	0	0	2	1
7 Paul Janish, R (1, 6) OBP: 0.303, SLG: 0.304	C FF 91 C SL 80 F FF 94 X SL 80 0-2 ② **P2**			S FF 93 F FF 92 B FF 95 F FF 94 B SL 83 S CH 85 2-3 ① **K**		C FF 94 F FF 91 B FF 91 B SL 84 B SI 94 B FF 93 4-2 **19 HR** **BB**		C FF 89 B FF 90 X SL 76 1-1 ① **F8**		3	1	0	0	1	1	0
19 Joey Votto, L (1, 3) OBP: 0.395, SLG: 0.538	X CH 82 0-0 ③ **G4-3**			X FF 90 0-0 ② **G4-3**		X CH 84 0-0 **1-H** **HR**		F FF 90 B SL 81 B SL 80 B SL 81 B FF 91 4-1 **4 G4-6-3** **BB**		3	1	1	2	1	0	0
4 Brandon Phillips, R (1, 4) OBP: 0.333, SLG: 0.464		X FF 90 0-0 ① **G5-3**		B FF 94 X CH 83 1-0 ③ **F9**		B FF 94 X CH 84 1-0 **27 1B** **2B**		1 SAFE B FF 90 X FF 90 1-0 ② ③ **G4-6-3** **1-2f**		4	1	1	0	0	0	1
27 Scott Rolen, R (1, 5) OBP: 0.369, SLG: 0.458		C FF 91 F FF 90 B SI 91 X CH 82 1-2 ② **G6-3**			S CH 82 B CH 83 F FF 93 X SL 82 1-2 ① **G2-3**	S FF 93 B FF 92 C SL 82 F FF 94 2 SAFE X SL 82 1-2 **2-H** **1B**			B FF 91 C SL 86 B SL 78 F FF 93 X FC 90 2-2 ① **G6-3**	4	0	1	1	0	0	0
25 Wladimir Balentien, R (1, 9) OBP: 0.301, SLG: 0.382		S FF 94 C FF 94 X SL 80 0-2 ③ **G4-3**			B SL 81 X SL 82 1-0 ② **G1-3**	X CH 84 0-0 ② **P4**			C FF 92 S SL 80 X FF 92 0-2 ② **G6-3**	4	0	0	0	0	0	1
15 Drew Sutton, S (1, 7) OBP: 0.255, SLG: 0.265 16 Darnell McDonald, R (7, 7) OBP: 0.297, SLG: 0.356			B CH 80 B SI 87 X FF 89 2-0 ① **G3-1**		F SI 90 B SI 90 B CH 84 S CH 84 B FF 93 F FF 92 B CH 83 4-2 **30 BB** **BB**	1 SAFE B B FF 91 S CH 83 X FF 91 2-1 ③ **F7**			B F SL 80 B FF 94 F FC 88 X SL 80 2-2 ③ **F9**	2 1	0 0	0 0	0 0	1 0	0 0	1 0
30 Craig Tatum, R (1, 2) OBP: 0.266, SLG: 0.232			X FF 90 0-0 **38 SH3-4** **1B**		1 SAFE B SL 84 1 SAFE F SL 84 S SI 94 1 SAFE F CH 83 P PO 85 B CH 84 4-2 B SL 82 **38 FC3-6** **1-2** **BB**		B SL 80 F CH 82 X FF 91 1-1 ① **G6-3**			2	0	1	0	1	0	0
38 Kip Wells, R (1, 1) OBP: 0.143, SLG: 0.143 60 Kevin Barker, L (7, PH) OBP: 0.368, SLG: 0.444 40 Nick Masset, R (7, 1) 53 Arthur Rhodes, L (8, 1) 48 Francisco Cordero, R (9, 1)			B FF 91 X FF 92 1-0 ② **SH3-4** **1-2**		S SI 93 X FF 93 0-1 ③ **FC3-6** **1-2f**		C FF 91 B CH 83 F CH 82 F FF 92 S FF 92 1-3 ② **K**			1 1 0 0 0	0 0 0 0 0	0 0 0 0 0	0 0 0 0 0	0 1 0 0 0	0 0 0 0 0	2 0 0 0 0
Inning Stats	R: 0 E: 0 K: 1 S: 8 H: 0 LOB: 0 BB: 0 P: 8	R: 0 E: 0 K: 0 S: 7 H: 0 LOB: 0 BB: 0 P: 8	R: 0 E: 0 K: 1 S: 6 H: 1 LOB: 1 BB: 0 P: 11	R: 0 E: 0 K: 1 S: 6 H: 0 LOB: 0 BB: 0 P: 9	R: 0 E: 0 K: 0 S: 13 H: 0 LOB: 2 BB: 2 P: 22	R: 3 E: 0 K: 0 S: 13 H: 3 LOB: 1 BB: 1 P: 23	R: 0 E: 0 K: 1 S: 8 H: 0 LOB: 0 BB: 0 P: 10	R: 0 E: 0 K: 0 S: 4 H: 0 LOB: 0 BB: 1 P: 10	R: 0 E: 0 K: 0 S: 9 H: 0 LOB: 0 BB: 0 P: 13	1B: 2 2B: 1 3B: 0 HR: 1	SF: 0 SAC: 1 DP: 1 HBP: 0			WP: 0 PB: 0 SB: 0 CS: 0	PA: 34	

	AB	29
	R	3
	H	4
	RBI	3
	BB	4
	SO	4
	LOB	6

PITCHER		IP	WLS	BF	H	R	ER	SO	BB	IBB	HBP	BLK	WP	HR	S	P	ERA	WHIP
49 Jair Jurrjens, R ERA: 2.93	(1, 1)	7.0	L	28	4	3	3	4	3	0	0	0	0	1	61	91	3.86	1.000
51 Michael Gonzalez, L ERA: 2.39	(8, 1)	1.0		3	0	0	0	0	1	0	0	0	0	0	4	10	0.00	1.000
Rafael Soriano, R ERA: 2.47	(9, 1)	1.0		3	0	0	0	0	0	0	0	0	0	0	9	13	0.00	0.000

PITCHER		IP	WLS	BF	H	R	ER	SO	BB	IBB	HBP	BLK	WP	HR	S	P	ERA	WHIP

Batter	1	2	3	4	5	6	7	8	9	AB	R	H	RBI	BB	SO	LOB
24 Nate McLouth, L (1, 8) OBP: 0.350, SLG: 0.449	F FF 90 B SI 92 B SI 93 B SI 92 B SI 91 4-1 14 CS BB		X SI 90 0-0 ① SH1-3 1-2		C SI 89 B CU 76 C CH 88 C SI 90 1-3 ② K		B FS 90 S FS 88 X FF 95 1-1 3-H 1B		F FF 96 S SL 89 C SL 89 0-3 ③ K	3	0	1	1	1	2	4
14 Martín Prado, R (1, 4) OBP: 0.350, SLG: 0.444	B SI 91 B FF 91 C FF 92 B SI 92 B FF 92 4-1 ① 1-2 BB		B SL 81 S SI 89 X FF 90 1-1 ② F7		B CU 80 X FF 87 1-0 ③ L7		B FC 91 S FC 92 F FF 95 F SL 81 S FC 91 1-3 ③ K			3	0	0	0	1	1	4
10 Chipper Jones, S (1, 5) OBP: 0.394, SLG: 0.446	B SI 93 S CH 85 F SI 92 B FF 93 X SI 94 2-2 ② F7		B SI 92 X SI 91 1-0 ③ G6-3			B CH 83 B SI 90 C SI 88 F SI 91 X SI 92 2-2 ① G6-3		B SL 79 F FF 90 F FF 90 B SL 79 S SL 79 2-3 ① K		4	0	0	0	0	1	2
16 Brian McCann, L (1, 2) OBP: 0.342, SLG: 0.490	C SI 94 B SI 94 B CH 87 F SI 93 B SI 92 X SI 94 3-2 ③ G3			C CH 84 S SI 92 S SI 93 0-3 ① K		B SI 92 F SI 92 F FF 90 B FF 91 F SI 90 X FF 90 2-2 ② P4		C FF 91 X SL 81 0-1 ② G3		4	0	0	0	0	1	1
18 Garret Anderson, L (1, 7) OBP: 0.321, SLG: 0.431 Rafael Soriano, R (9, 1)		B SI 91 C SI 91 T CH 86 F SI 94 F SI 93 B FF 92 F CH 86 X CH 87 2-2 22 FC5-4 1B		C SI 92 F CU 81 F SI 93 B SL 82 C SI 92 1-3 ② K		B CU 76 F SI 90 F SI 91 B SL 84 H FF 90 3-2 HBP		B SL 81 C SL 79 X SL 81 1-1 ③ G4-3		3 0	0 0	1 0	0 0	0 0	1 0	0 0
23 Matt Diaz, R (1, 9) OBP: 0.395, SLG: 0.502 (9, 7)		C FF 91 B SL 83 X SI 92 1-1 ① P6		B SL 83 B FF 90 F SI 91 F SI 92 S CH 85 2-3 ③ K		B FF 88 B SI 90 X FF 89 2-0 ③ P4			C FF 94 F SL 87 X SL 87 0-2 ① F8	4	0	0	0	0	1	2
22 Adam LaRoche, L (1, 3) OBP: 0.350, SLG: 0.481		B CU 76 B SI 92 X SI 91 2-0 ② FC5-4 1-2f			B SI 89 X CH 83 1-0 E3 4 FC6-4		B FF 96 S FF 94 B FS 88 C FF 95 X FS 89 2-2 ① F9		F FF 93 X CH 86 0-1 2B	4	0	1	0	0	0	1
4 Omar Infante, R (1, 6) OBP: 0.366, SLG: 0.395		C FF 89 B SI 91 B FF 90 X FF 90 2-1 ③ P4			1 SAFE B CH 88 X CH 88 1-0 ① FC6-4 49 BB 1-2f		B FF 95 C SI 95 B FC 91 X FF 96 2-1 7 F8 24 1B 2B		C SL 88 X SL 88 0-1 ② F9	4	1	1	0	0	0	3
49 Jair Jurrjens, R (1, 1) OBP: 0.227, SLG: 0.148 7 Brooks Conrad, S (7, PH) OBP: 0.351, SLG: 0.647 51 Michael Gonzalez, R (8, 1) 30 Reid Gorecki, R (9, 9) OBP: 0.250, SLG: 0.227 20 Greg Norton, S (9, PH) OBP: 0.330, SLG: 0.174 2 Kelly Johnson, L (9, PR) OBP: 0.295, SLG: 0.381			B FF 89 B FF 89 B FF 89 C FF 89 C SI 90 B FF 89 4-2 24 SH1-3 BB		B SI 89 B CH 86 B FF 88 B CH 86 4-0 1-2 BB		B FS 90 B FF 95 C FF 95 X FF 95 2-1 ② F8 2-3		B FF 95 C FF 96 B FF 96 S CH 88 B CH 86 F FF 96 B CH 88 4-2 BB	0 1 0 0 0 0 0	0 0 0 0 0 0 0	0 0 0 0 0 1 0	0 0 0 0 0 0 0	2 0 0 0 0 0 0	0 0 0 0 0 0 0	0 1 0 0 0 0 0
Inning Stats	R: 0 E: 0 K: 0 S: 8 H: 0 LOB: 1 BB: 2 P: 21	R: 0 E: 0 K: 0 S: 11 H: 1 LOB: 1 BB: 0 P: 18	R: 0 E: 0 K: 0 S: 6 H: 0 LOB: 1 BB: 1 P: 12	R: 0 E: 0 K: 3 S: 10 H: 0 LOB: 0 BB: 0 P: 13	R: 0 E: 1 K: 1 S: 6 H: 0 LOB: 2 BB: 1 P: 14	R: 0 E: 0 K: 0 S: 10 H: 0 LOB: 1 BB: 0 P: 19	R: 1 E: 0 K: 1 S: 13 H: 2 LOB: 1 BB: 0 P: 21	R: 0 E: 0 K: 1 S: 7 H: 0 LOB: 0 BB: 0 P: 10	R: 0 E: 0 K: 1 S: 13 H: 1 LOB: 2 BB: 1 P: 17	1B: 2 2B: 2 3B: 0 HR: 0 SF: 0 SAC: 1 DP: 0 HBP: 1						

PITCHER		IP	WLS	BF	H	R	ER	SO	BB	IBB	HBP	BLK	WP	HR	S	P	ERA	WHIP
38 Kip Wells, R ERA: 4.85	(1, 1)	6.0	W	24	1	0	0	4	4	0	1	0	0	0	51	97	0.00	0.833
40 Nick Masset, R ERA: 2.74	(7, 1)	1.0	H	5	2	1	1	1	0	0	0	0	0	0	13	21	9.00	2.000
53 Arthur Rhodes, L ERA: 2.44	(8, 1)	1.0	H	3	0	0	0	1	0	0	0	0	0	0	7	10	0.00	0.000
48 Francisco Cordero, R ERA: 2.2	(9, 1)	1.0	S	5	1	0	0	1	1	0	0	0	0	0	13	17	0.00	2.000

PITCHER		IP	WLS	BF	H	R	ER	SO	BB	IBB	HBP	BLK	WP	HR	S	P	ERA	WHIP

BOTTOM

Cincinnati Reds @ Atlanta Braves

Turner Field, Atlanta, GA

Sat Sep 05 2009, 7:00 PM EDT
Att. 29,078 - Cloudy - 79 F

livebaseballscorecards.com

AB	30
R	1
H	4
RBI	1
BB	5
SO	7
LOB	18

WP: 0 PA: 37
PB: 0
SB: 0
CS: 1

Batter	1	2	3	4	5	6	7	8	9	10	11	12	AB	R	H	RBI	BB	SO	LOB
6 Drew Stubbs, R (1, 8) OBP: 0.299, SLG: 0.500	C FF 91 B SI 91 F SI 91 X FC 86 1-2 G6-3 ①		L SI 91 T SI 92 X SI 92 0-2 4 CS 16 1B 1-2 1B		B FC 85 X SI 90 1-0 G5-3 ③			B FF 92 F SL 79 X FF 92 1-1 HR			B FF 89 X FF 91 1-0 16 F8-2 3B		5	1	3	1	0	0	0
16 Darnell McDonald, R (1, 9) OBP: 0.290, SLG: 0.344 (10, 7)	C FF 90 S FC 87 B FC 87 F CU 74 X SI 92 1-2 G4-3 ②		S FC 87 S FC 88 X FC 87 0-2 4 CS 1-2 2-H 1B			B SI 89 S FC 85 B FC 85 C SI 90 S FC 86 2-3 K ①		C SL 77 B SL 77 F SL 79 B SL 82 B FF 93 S SL 84 3-3 K ③			X FF 91 0-0 F8-2 ② ③ 3-H		5	0	1	1	0	2	1
19 Joey Votto, L (1, 3) OBP: 0.393, SLG: 0.532	B FS 82 B FC 88 X SI 90 2-0 F7 ③		B FC 88 F SI 91 S FS 83 B FC 88 S SI 91 2-3 K ①			T SI 91 F SI 90 S FS 82 0-3 K ②			B SI 91 F SL 80 S SL 82 S FF 94 1-3 K ①			C SI 85 B SI 84 B CU 70 B FO 82 B FF 90 4-1 27 1B 33 HBP BB	4	1	0	0	1	3	2
4 Brandon Phillips, R (1, 4) OBP: 0.330, SLG: 0.459		C CU 73 F SI 90 X FS 80 0-2 G6-3 ①	S FC 88 B SI 92 B FC 88 S FC 87 X SI 92 2-2 G4-3 ② ③ 1-2 2-3			B CU 75 C CU 73 B FC 86 S CU 74 X SI 91 2-2 G1-3 ③			X FC 89 0-0 B2-3 ②			C CU 70 F FF 91 B FF 89 D CU 69 1 SAFE 1 SAFE X FO 85 2-2 F8 ①	5	0	0	0	0	0	3
27 Scott Rolen, R (1, 5) OBP: 0.367, SLG: 0.455		C FF 90 B SI 90 B SI 90 B SI 90 X SI 90 3-1 G5-3 ②		X SI 88 0-0 G5-3 ①			C FC 81 C SI 88 S FS 79 0-3 K ①		B FF 92 S FF 92 C FF 95 X SI 94 1-2 F8 ③			X SI 92 0-0 33 HBP 25 BB 37 SF8 1-3 1B	5	1	1	0	0	1	0
31 Jonny Gomes, R (1, 7) OBP: 0.356, SLG: 0.560 25 Wladimir Balentien, R (10, 9) OBP: 0.304, SLG: 0.382		C SI 90 B FC 86 B CU 75 X CU 74 2-1 23 BB 1B		S CU 74 F FS 77 F FC 85 F FC 86 C FC 85 0-3 K ②			X FC 84 0-0 L4 ②			C SI 90 B SL 79 S SL 78 C SI 91 1-3 K ①		B CU 72 S FF 88 D CU 70 S FF 90 B CU 68 F CU 69 F FF 91 B FF 88 4-2 37 SF8 33 HBP 1-2 BB	4 0	0 0	1 0	0 0	0 1	2 0	0 0
23 Adam Rosales, R (1, 6) OBP: 0.289, SLG: 0.307 40 Nick Masset, R (8, 1) 60 Kevin Barker, L (10, PH) OBP: 0.300, SLG: 0.421 33 Micah Owings, R (10, 1) OBP: 0.268, SLG: 0.500 61 Bronson Arroyo, R (12, PR) OBP: 0.118, SLG: 0.176 48 Francisco Cordero, R (12, 1)	B SI 91 1 SAFE B SI 89 F SI 90 B SI 92 F SI 91 B FC 87 4-2 1-2 BB		B FF 90 B SI 89 X SI 90 2-0 F9 ③			C SI 89 B SI 90 S FF 89 F FC 87 X FS 81 1-2 L6 ③		C SL 79 B SI 91 B SI 92 B CH 81 X SI 90 3-1 G4-3 ②			S FF 92 H FF 92 1-1 7 FC6-4 1-2 2-3 3-H HBP	2 0 0 1 0 0 0 0	0 0 0 0 0 0 0 0	0 0 0 0 0 0 0 0	0 0 0 1 0 0 0 0	1 0 0 0 0 0 0 0	0 0 0 0 0 0 0 0	0 0 0 0 0 0 0 0
37 Corky Miller, R (1, 2) OBP: 0.267, SLG: 0.215		F FC 85 F SI 91 C FC 86 0-3 K ③			C SI 88 X FS 78 0-1 P2 ①			C FF 92 B FF 93 B SL 81 F FF 92 F FF 94 F FF 93 F SL 82 F SL 82 T SL 82 2-2 K ①		B SI 92 F SI 91 S SI 91 B SI 91 X SL 79 2-2 G5-3 ③		X FF 90 0-0 SF8 ② 2-3 3-H	4	0	0	1	0	2	2
47 Johnny Cueto, R (1, 1) OBP: 0.182, SLG: 0.122 51 Jared Burton, R (7, 1) 52 Daniel Herrera, L (7, 1) 7 Paul Janish, R (7, 6) OBP: 0.298, SLG: 0.298			C SI 89 F FF 90 F FC 79 X FC 87 0-2 6 1B 16 1B 1B		C SI 89 X SI 89 0-1 G6-3 ②			B FF 93 X FF 92 1-0 F7 ②			C FF 90 C FF 88 X CU 68 0-2 F8 ①	X FF 90 0-0 FC6-4 ③ 1-2f	2 0 0 0 3	1 0 0 0 0	1 0 0 0 0	0 0 0 0 0	0 0 0 0 0	0 0 0 0 2	0 0 0 0 0
Inning Stats	R: 0 E: 0 K: 0 S: 8 H: 0 LOB: 0 BB: 0 P: 12	R: 0 E: 0 K: 1 S: 12 H: 1 LOB: 2 BB: 1 P: 21	R: 1 E: 0 K: 1 S: 16 H: 3 LOB: 1 BB: 0 P: 20	R: 0 E: 0 K: 1 S: 7 H: 0 LOB: 0 BB: 0 P: 9	R: 0 E: 0 K: 0 S: 5 H: 0 LOB: 0 BB: 0 P: 6	R: 0 E: 0 K: 2 S: 9 H: 0 LOB: 0 BB: 0 P: 13	R: 0 E: 0 K: 1 S: 8 H: 0 LOB: 0 BB: 0 P: 9	R: 1 E: 0 K: 2 S: 13 H: 1 LOB: 0 BB: 0 P: 20	R: 0 E: 0 K: 1 S: 7 H: 0 LOB: 0 BB: 0 P: 9	R: 0 E: 0 K: 1 S: 8 H: 0 LOB: 0 BB: 0 P: 14	R: 0 E: 0 K: 0 S: 5 H: 1 LOB: 0 BB: 0 P: 6	R: 2 E: 0 K: 0 S: 12 H: 1 LOB: 2 BB: 2 P: 23	1B: 5 2B: 1 3B: 1 HR: 1	SF: 1 SAC: 0 DP: 1 HBP: 1	WP: 0 PB: 0 SB: 0 CS: 2	PA: 45			

PITCHER		IP	WLS	BF	H	R	ER	SO	BB	IBB	HBP	BLK	WP	HR	S	P	ERA	WHIP
15 Tim Hudson, R ERA: 2.19	(1, 1)	7.0		25	4	1	1	6	1	0	0	0	0	0	65	90	1.29	0.714
51 Michael Gonzalez, L ERA: 2.49	(8, 1)	1.0	B	4	1	1	1	2	0	0	0	0	0	1	13	20	9.00	1.000
Rafael Soriano, R ERA: 2.43	(9, 1)	1.0		3	0	0	0	1	0	0	0	0	0	0	7	9	0.00	0.000
58 Peter Moylan, R ERA: 2.95	(10, 1)	1.0		3	0	0	0	1	0	0	0	0	0	0	8	14	0.00	0.000
11 Kenshin Kawakami, R ERA: 4.02	(11, 1)	2.0	L	10	2	2	2	0	2	0	1	0	0	0	17	29	9.00	2.000

PITCHER		IP	WLS	BF	H	R	ER	SO	BB	IBB	HBP	BLK	WP	HR	S	P	ERA	WHIP

TOP

Cincinnati Reds @ Atlanta Braves

Turner Field, Atlanta, GA

Sun Sep 06 2009, 1:30 PM EDT

Att. 32,397 - Partly Cloudy - 82 F

livebaseballscorecards.com

AB	40
R	4
H	7
RBI	4
BB	3
SO	10
LOB	10

Batter	1	2	3	4	5	6	7	8	9	10	11	12	AB	R	H	RBI	BB	SO	LOB
24 Nate McLouth, L (1, 8) OBP: 0.350, SLG: 0.446	C FF 91 B FF 93 B SI 92 B FF 92 F FF 92 F FF 92 F FF 92 B FF 94 4-2 14 HBP BB		B SI 92 F SI 93 F SI 94 F CH 85 B SL 88 B FF 96 F SL 88 F FF 95 X SI 95 3-2 ② F7		B SI 95 X SI 94 1-0 14 2B 1-2 1B		1 SAFE 1 SAFE B SL 73 C FF 90 L SI 84 1 SAFE X SL 76 1-2 ① L8			B FF 90 X FF 89 1-0 ② P3		F FF 94 F FF 96 B FF 94 F FF 96 B FF 96 S SL 88 2-3 ③ K	5	0	1	0	1	1	1
14 Martín Prado, R (1, 5) OBP: 0.351, SLG: 0.445	H SI 92 1-0 23 FC6-4 1-2 HBP		C SL 87 B CH 87 X SL 86 1-1 ③ G6-3		F FF 93 D CH 84 T CH 83 X FF 94 1-2 1-3 2-H 2B		1 SAFE B CH 76 X FF 79 1-0 ②③ G6-4-3 1-2f			C FF 89 X CH 77 0-1 ③ F8			4	0	1	1	0	0	1
18 Garret Anderson, L (1, 7) OBP: 0.317, SLG: 0.425 20 Greg Norton, S (12, 3) OBP: 0.330, SLG: 0.174	C FF 93 C CH 82 S CH 83 0-3 ① K			B FF 93 C CH 83 F FF 93 F FF 94 F CH 84 X CH 86 1-2 ① G6-3	B SI 94 B SI 93 S CH 85 X CH 84 2-1 ③ P6			C SL 75 X SC 66 0-1 ① F9			C CH 78 C FF 89 F FF 88 X CH 78 0-2 ① G4-3		5 0	0 0	0 0	0 0	1 0	4 0
22 Adam LaRoche, L (1, 3) OBP: 0.350, SLG: 0.479 30 Reid Gorecki, R (11, PR) OBP: 0.250, SLG: 0.227 (12, 7)	C C FF 93 B FF 93 F CH 84 F CH 87 S FF 94 1-3 ② K			F SI 95 B SI 95 X CH 84 1-1 1B		B FF 90 F SI 92 S FF 93 B CH 84 F FF 94 B SL 87 F FF 95 S CH 83 3-3 ① K		C FF 80 B SL 76 X SL 72 1-1 ② G4-3			B FF 90 B CH 76 F CH 78 B FC 88 B CH 79 4-1 23 BB BB		4 0	0 0	1 0	0 0	1 0	2 0
23 Matt Diaz, R (1, 9) OBP: 0.392, SLG: 0.495	S CH 85 B FF 93 S SI 94 B FF 93 X FF 92 2-2 ③ FC6-4 1-2f			B FF 94 F CH 82 T FF 94 S FF 95 1-3 ② K		F FF 93 B SL 87 S CH 83 S CH 85 1-3 ② K		B FC 89 B FF 94 F FF 94 B FF 96 X FF 94 3-1 ③ G6-3			F CH 77 B FC 86 1 SAFE B CH 77 1 SAFE F FC 87 1 SAFE B FF 88 1 SAFE 4-2 F SL 79 F FF 87 1 SAFE B SL 75 1-2 BB		4	0	0	0	1	2	3
7 Brooks Conrad, S (1, 4) OBP: 0.341, SLG: 0.579		X SI 92 0-0 ① F8		C CH 83 T SI 94 1 SAFE S CH 87 0-3 ③ K		C CH 84 B FF 93 S CH 83 B SL 79 H FF 93 3-2 4 E HBP			B SL 78 B FF 93 X FF 93 2-0 ① F9		B CH 78 B CH 76 F FC 88 F FF 88 B FC 88 X FF 88 3-2 ② F6		4	0	0	0	0	1	3
4 Omar Infante, R (1, 6) OBP: 0.356, SLG: 0.382		B SI 94 X SI 94 1-0 ② L4			B SL 82 C SL 84 X SI 92 1-1 ① G5-3	1 SAFE S SL 82 B FF 94 F CH 83 S CH 84 1-3 ③ K 1-2			F FF 94 X FC 91 0-1 ② G6-3		C SL 77 F FC 88 F FF 89 S FC 88 0-3 ③ K		5	0	0	0	0	2	3
8 David Ross, R (1, 2) OBP: 0.368, SLG: 0.500		B FF 94 F FF 94 C FF 94 F SL 89 C SL 87 1-3 ③ K			F SL 84 B FF 94 S SL 85 B FF 95 B FF 95 F SL 86 F FF 93 B SL 85 4-2 24 1B 14 2B BB		X FF 90 0-0 HR		C FC 90 B SL 80 X FC 90 1-1 ③ G5-3			B FF 94 S FF 94 B FF 94 B FF 94 S FF 94 S FF 95 3-3 ① K	4	2	1	1	1	2	0
15 Tim Hudson, R (1, 1) 2 Kelly Johnson, L (7, PH) OBP: 0.297, SLG: 0.384 51 Michael Gonzalez, R (8, 1) Rafael Soriano, R (9, 1) 58 Peter Moylan, R (10, 1) 16 Brian McCann, L (10, PH) OBP: 0.341, SLG: 0.489 11 Kenshin Kawakami, R (11, 1) OBP: 0.167, SLG: 0.103 25 Ryan Church, L (12, PH) OBP: 0.344, SLG: 0.396			B FF 92 C FF 92 S FF 93 C FF 92 1-3 ① K		C SL 81 X FF 90 0-1 ② B3		B FC 90 B FC 90 F FF 90 B FF 89 F FF 89 F FF 90 X FF 90 3-2 14 G6-4-3 1B			C CH 78 F FF 88 X FF 91 0-2 ① G4-3		C SL 86 S FF 95 S FF 95 0-3 ② K	2 1 0 0 0 0 1 0 0	0 0 0 0 0 0 0 0 0	0 1 0 0 0 0 0 0 0	0 0 0 0 0 0 0 1 1	0 0 0 0 0 0 0 0 0	1 0 0 0 0 0 0 1 0	1 0 0 0 0 0 0 0 0
Inning Stats	R: 0 E: 0 K: 2 S: 15 H: 0 LOB: 2 BB: 1 P: 23	R: 0 E: 0 K: 1 S: 6 H: 0 LOB: 0 BB: 0 P: 8	R: 0 E: 0 K: 1 S: 11 H: 0 LOB: 0 BB: 0 P: 16	R: 0 E: 0 K: 2 S: 13 H: 1 LOB: 1 BB: 0 P: 16	R: 1 E: 0 K: 0 S: 14 H: 2 LOB: 2 BB: 1 P: 23	R: 0 E: 1 K: 3 S: 13 H: 0 LOB: 1 BB: 0 P: 21	R: 1 E: 0 K: 0 S: 9 H: 2 LOB: 0 BB: 0 P: 14	R: 0 E: 0 K: 0 S: 6 H: 0 LOB: 0 BB: 0 P: 10	R: 0 E: 0 K: 0 S: 5 H: 0 LOB: 0 BB: 0 P: 8	R: 0 E: 0 K: 0 S: 6 H: 0 LOB: 0 BB: 0 P: 7	R: 0 E: 0 K: 1 S: 16 H: 0 LOB: 2 BB: 2 P: 27	R: 0 E: 0 K: 3 S: 10 H: 0 LOB: 0 BB: 0 P: 15	1B: 3 2B: 1 3B: 0 HR: 1	SF: 0 SAC: 0 DP: 1 HBP: 2	WP: 0 PB: 0 SB: 0 CS: 0	PA: 46		

PITCHER		IP	WLS	BF	H	R	ER	SO	BB	IBB	HBP	BLK	WP	HR	S	P	ERA	WHIP
47 Johnny Cueto, R ERA: 4.39	(1, 1)	6.0		25	3	1	1	9	2	0	2	0	0	0	72	107	1.50	0.833
51 Jared Burton, R ERA: 5.29	(7, 1)	0.0		2	2	1	1	0	0	0	0	0	0	1	5	8	∞	∞
52 Daniel Herrera, L ERA: 2.91	(7, 1)	1.2		4	0	0	0	0	0	0	0	0	0	0	8	11	0.00	0.000
40 Nick Masset, R ERA: 2.69	(8, 1)	1.1		4	0	0	0	0	0	0	0	0	0	0	7	13	0.00	0.000
33 Micah Owings, R ERA: 5.26	(10, 1)	2.0	W	8	0	0	0	1	2	0	0	0	0	0	22	34	0.00	1.000

PITCHER		IP	WLS	BF	H	R	ER	SO	BB	IBB	HBP	BLK	WP	HR	S	P	ERA	WHIP
48 Francisco Cordero, R ERA: 2.16	(12, 1)	1.0	S	3	0	0	0	3	0	0	0	0	0	0	10	15	0.00	0.000

Cincinnati Reds @ Atlanta Braves

Turner Field, Atlanta, GA

Sun Sep 06 2009, 1:30 PM EDT

Att. 32,397 - Partly Cloudy - 82 F

BOTTOM

livebaseballscorecards.com

AB	40
R	2
H	5
RBI	2
BB	4
SO	13
LOB	18

Atlanta Braves @ Houston Astros

Minute Maid Park, Houston, TX

Tue Sep 08 2009, 7:05 PM CDT

Att. 26,081 - Roof Closed - 73 F

TOP

livebaseballscorecards.com

Batter	1	2	3	4	5	6	7	8	9	AB	R	H	RBI	BB	SO	LOB
24 Nate McLouth, L (1, 8) OBP: 0.351, SLG: 0.452	C FF 95 B FF 96 C SL 84 B SL 86 C SL 86 2-3 K ①	S SL 87 B FF 96 B CU 79 B SL 89 B FF 95 4-1 1-2 BB			C SL 87 F FF 96 B SL 88 X CH 86 1-2 HR		C FF 90 F FF 90 X FF 92 0-2 F7 ③			3	1	1	1	1	1	1
14 Martín Prado, R (1, 4) OBP: 0.352, SLG: 0.444	B FF 96 C SL 85 B FF 96 B FF 96 B FF 96 4-1 10 BB BB	C FF 95 C SL 88 C FF 96 0-3 K ③			X FF 95 0-0 16 PO 1B			C FF 89 C CU 78 B FF 89 S FF 92 1-3 K ①		3	0	1	0	1	2	2
10 Chipper Jones, S (1, 5) OBP: 0.393, SLG: 0.443	C SL 86 B FF 96 1 SAFE F B FF 97 1 SAFE B SL 87 B SL 89 4-2 1-2 BB		C FF 93 C FF 94 B SL 86 S CH 86 1-3 K ①		C FF 95 C FF 94 C FF 96 0-3 K ②			X CU 77 0-0 G5-3 ②		3	0	0	0	1	2	1
16 Brian McCann, L (1, 2) OBP: 0.338, SLG: 0.484	B SI 96 B FF 97 F SL 86 F FF 97 F FF 97 S SL 88 2-3 K ②		B FF 95 X FF 96 1-0 F7 ②		1 SAFE 0-0 PO ③ 1-2	B FF 95 X FF 94 1-0 P6 ①		C CU 75 B FF 90 B FF 87 X SI 90 2-1 P4 ③		4	0	0	0	0	1	2
18 Garret Anderson, L (1, 7) OBP: 0.314, SLG: 0.421 30 Reid Gorecki, R (9, 7) OBP: 0.250, SLG: 0.227	D CU 78 C SL 86 X SL 87 1-1 F7 ③		C FF 96 X FF 96 0-1 G4-3 ③			B FF 95 B FF 95 X FF 96 2-0 F8 ②			B SI 93 C SL 83 X SL 84 1-1 F9 ①	4 0	0 0	0 0	0 0	0 0	0 0	2 0
19 Yunel Escobar, R (1, 6) OBP: 0.373, SLG: 0.450		B CH 85 B CH 86 B FF 95 C FF 94 C F SI 96 X SL 87 3-2 G5-3 ①		X FF 95 0-0 G6-3 ①		B SL 86 B SL 84 F FF 96 F FF 96 S SL 88 2-3 K ③			F SL 85 B FF 94 B SL 85 B FF 94 B SI 95 4-1 BB	3	0	0	0	1	1	0
22 Adam LaRoche, L (1, 3) OBP: 0.350, SLG: 0.484		B FF 96 C SL 85 C SL 85 B FF 97 B FF 97 X SL 87 3-2 HR		C FF 96 B FF 95 B SI 95 X FF 95 2-1 F8 ②			C SL 77 B FF 90 F SL 80 F SL 85 X FF 93 1-2 L6 ①		1 SAFE B SI 95 F SI 95 B SL 85 X SI 94 2-1 F8 ②	4	1	1	1	0	0	1
25 Ryan Church, L (1, 9) OBP: 0.340, SLG: 0.391		C FF 95 X FF 94 0-1 G5-3 ②		C FF 95 X SI 97 0-1 G6-3 ③			C FF 91 S SL 83 D SL 83 X FF 86 1-2 F8 ②		S SI 94 C FF 94 B FF 94 S 1-3 K ③	4	0	0	0	0	1	1
33 Javier Vazquez, R (1, 1) OBP: 0.246, SLG: 0.259 51 Michael Gonzalez, R (8, 1) Rafael Soriano, R (9, 1)		B FF 95 B FF 93 C FF 95 X FF 95 2-1 24 WP 1B			C FF 92 S SL 82 X CH 84 0-2 G4-3 ①		C FF 92 C SL 81 F SL 84 D F SL 84 F FF 91 X FF 90 1-2 1B			3 0 0	0 0 0	2 0 0	0 0 0	0 0 0	0 0 0	0 0 0

	AB	31
	R	2
	H	5
	RBI	2
	BB	4
	SO	8
	LOB	10

Inning Stats																		
	R: 0	H: 0	R: 1	H: 2	R: 0	H: 0	R: 0	H: 0	R: 1	H: 2	R: 0	H: 0	R: 0	H: 1	R: 0	H: 0	R: 0	H: 0
	E: 0	LOB: 2	E: 0	LOB: 2	E: 0	LOB: 0	E: 0	LOB: 0	E: 0	LOB: 0	E: 0	LOB: 0	E: 0	LOB: 1	E: 0	LOB: 0	E: 0	LOB: 1
	K: 2	BB: 2	K: 1	BB: 1	K: 1	BB: 0	K: 0	BB: 0	K: 1	BB: 0	K: 1	BB: 0	K: 0	BB: 0	K: 6	BB: 0	K: 1	BB: 1
	S: 12	P: 25	S: 15	P: 27	S: 6	P: 8	S: 5	P: 7	S: 10	P: 11	S: 5	P: 10	S: 16	P: 19	S: 6	P: 9	S: 8	P: 16

	1B: 3	SF: 0
	2B: 0	SAC: 0
	3B: 0	DP: 0
	HR: 2	HBP: 0

	WP: 1	PA: 36
	PB: 0	
	SB: 0	
	CS: 0	

PITCHER		IP	WLS	BF	H	R	ER	SO	BB	IBB	HBP	BLK	WP	HR	S	P	ERA	WHIP
52 Felipe Paulino, R ERA: 6.34	(1, 1)	6.0	L	24	4	2	2	6	3	0	0	0	1	2	53	88	3.00	1.167
48 Tim Byrdak, L ERA: 2.81	(7, 1)	1.0		4	1	0	0	0	0	0	0	0	0	0	16	19	0.00	1.000
26 Doug Brocail, R ERA: 4.35	(8, 1)	1.0		3	0	0	0	1	0	0	0	0	0	0	6	9	0.00	0.000
47 Jeff Fulchino, R ERA: 3.42	(9, 1)	1.0		4	0	0	0	1	1	0	0	0	0	0	8	16	0.00	1.000

PITCHER		IP	WLS	BF	H	R	ER	SO	BB	IBB	HBP	BLK	WP	HR	S	P	ERA	WHIP

Atlanta Braves @ Houston Astros

Minute Maid Park, Houston, TX

Tue Sep 08 2009, 7:05 PM CDT

Att. 26,081 - Roof Closed - 73 F

livebaseballscorecards.com

BOTTOM

Batter	1	2	3	4	5	6	7	8	9	AB	R	H	RBI	BB	SO	LOB
21 Michael Bourn, L (1, 8) OBP: 0.370, SLG: 0.405	B SI 88 S FF 86 C SL 83 B CH 77 S SL 81 2-3 ① **K**		B SI 90 X SI 90 1-0 ③ G6-3			B FF 84 C SL 82 B CH 81 F FF 92 B SI 91 B FF 91 4-2 3 SH1-4 1-2 BB	B SI 85 C FF 92 T CU 76 S CH 76 1-3 ③ **K**			3	0	0	0	1	2	2
3 Kazuo Matsui, S (1, 4) OBP: 0.289, SLG: 0.331	F SI 90 B FF 91 F SI 91 S SL 86 1-3 ② **K**			X SL 83 0-0 ① B1-3		B SL 83 L SI 89 X FF 88 1-1 ① SH1-4 1-2 2-3		F FF 90 X FF 92 0-1 ① F7		3	0	0	0	0	1	0
17 Lance Berkman, S (1, 3) OBP: 0.397, SLG: 0.484	X FF 88 0-0 ③ F9			C FF 92 B SL 86 X CH 84 1-1 ② G4-3		B FF 91 F SL 87 F SL 85 C FF 93 1-3 ② **K**		F FF 91 B SL 83 C SL 80 X SL 82 1-2 45 G1-6-3 1B		4	0	1	0	0	1	2
45 Carlos Lee, R (1, 7) OBP: 0.351, SLG: 0.496		C FF 90 B SI 90 X SI 92 1-1 1B		C SI 92 B SI 92 B SI 92 B CU 77 X FF 88 3-1 ③ P2		B SI 94 B SL 85 F FF 94 B CU 76 S CU 73 B FF 94 4-2 BB		C FF 94 B FF 92 B FF 90 X SL 83 2-1 ② ③ G1-6-3 1-2f		3	0	1	0	1	0	1
10 Miguel Tejada, R (1, 6) OBP: 0.333, SLG: 0.435		C SI 91 F SL 86 1 SAFE B SL 87 X FF 89 1-2 ① P4			C FF 87 S SL 86 X CU 74 0-2 ① L5	C SL 88 B SL 86 B SI 93 F FF 93 X SI 93 2-2 ③ G1-5-3			S FF 93 B FF 95 X FF 95 1-1 9 1B 3B	4	1	1	0	0	0	4
9 Hunter Pence, R (1, 9) OBP: 0.353, SLG: 0.489		C SI 91 B CH 82 B CH 84 S SL 87 S FF 92 2-3 ② **K**			C CU 75 B SL 86 B FF 92 B FF 92 C FF 92 F FF 92 S FF 92 3-3 ② **K**		S CU 74 B FF 92 S FF 92 B CU 69 X FF 93 2-2 18 SH2-4 27 BB 1B		S SL 84 B FF 96 B SL 86 F SL 84 X SL 83 2-2 27 G4-6-3 1B 3-H	4	0	2	1	0	2	1
27 Geoff Blum, S (1, 5) OBP: 0.324, SLG: 0.379		C SI 92 1 SAFE F SI 91 X CH 76 0-2 ③ P6			C FF 75 B CH 84 F CH 85 X SL 86 1-2 1B	F CH 83 S SI 84 B CH 84 B CU 76 B CH 81 B FF 91 4-2 18 SH2-4 1-2 BB			X SI 96 0-0 ① ② G4-6-3 1-2f	3	0	1	0	1	0	2
55 Humberto Quintero, R (1, 2) OBP: 0.284, SLG: 0.371 18 Edwin Maysonet, R (7, PH) OBP: 0.328, SLG: 0.371 41 Chris Coste, R (8, 2) OBP: 0.313, SLG: 0.324 12 Tommy Manzella, R (9, PR)			C SI 92 S SI 91 S FF 92 0-3 ① **K**		X FF 92 0-0 ③ F8		L SL 80 X SL 82 0-1 ① SH2-4 1-2 2-3		B FF 96 F FF 96 B SL 84 X FF 96 2-1 1B	2 0 1 0	0 0 0 0	0 0 1 0	0 0 0 0	1 0 0 0	1 0 0 0	1 0 0 0
52 Felipe Paulino, R (1, 1) OBP: 0.053, SLG: 0.053 4 Jason Michaels, R (6, PH) OBP: 0.308, SLG: 0.442 48 Tim Byrdak, L (7, 1) 2 Darin Erstad, L (7, PH) OBP: 0.287, SLG: 0.355 26 Doug Brocail, L (8, 1) 47 Jeff Fulchino, R (9, 1) OBP: 0.333, SLG: 0.667 8 Aaron Boone, R (9, PH)			C SI 90 S CU 74 S CU 76 0-3 ② **K**			C SL 85 C SI 90 B CU 69 F FF 86 B CU 78 B SI 92 B FF 92 4-2 3 SH1-4 21 BB BB	S FF 92 B FF 92 B CU 73 F SI 93 S CH 75 2-3 ② **K**		1 SAFE C FF 93 F FF 91 F FF 93 X SL 84 0-2 ③ L7	1 0 0 1 0 0 1	0 0 0 0 0 0 0	0 0 0 0 0 0 0	0 1 0 0 0 0 0	1 0 0 2 0 0 1	0 0 0 0 0 0 0	0 0 0 2 0 0 1
Inning Stats	R: 0 E: 0 K: 2 S: 7 H: 0 LOB: 0 BB: 0 P: 10	R: 0 E: 0 K: 1 S: 11 H: 1 LOB: 1 BB: 0 P: 15	R: 0 E: 0 K: 2 S: 7 H: 0 LOB: 0 BB: 0 P: 8	R: 0 E: 0 K: 0 S: 5 H: 0 LOB: 0 BB: 0 P: 9	R: 0 E: 0 K: 1 S: 11 H: 1 LOB: 1 BB: 0 P: 15	R: 0 E: 0 K: 1 S: 15 H: 0 LOB: 3 BB: 3 P: 31	R: 0 E: 0 K: 2 S: 13 H: 1 LOB: 2 BB: 1 P: 22	R: 0 E: 0 K: 0 S: 7 H: 1 LOB: 0 BB: 0 P: 10	R: 1 E: 0 K: 0 S: 12 H: 3 LOB: 1 BB: 0 P: 17	1B: 6 2B: 0 3B: 1 HR: 0	SF: 0 SAC: 2 DP: 2 HBP: 0						

	AB	30
	R	1
	H	7
	RBI	1
	BB	4
	SO	9
	LOB	16

WP: 0 PB: 0 SB: 0 CS: 0 PA: 36

PITCHER		IP	WLS	BF	H	R	ER	SO	BB	IBB	HBP	BLK	WP	HR	S	P	ERA	WHIP
33 Javier Vazquez, R ERA: 3.06	(1, 1)	7.0	W	28	3	0	0	9	4	0	0	0	0	0	69	110	0.00	1.000
51 Michael Gonzalez, L ERA: 2.45	(8, 1)	1.0	H	3	1	0	0	0	0	0	0	0	0	0	7	10	0.00	1.000
Rafael Soriano, R ERA: 2.53	(9, 1)	1.0	S	5	3	1	1	0	0	0	0	0	0	0	12	17	9.00	3.000

PITCHER	IP	WLS	BF	H	R	ER	SO	BB	IBB	HBP	BLK	WP	HR	S	P	ERA	WHIP

Batter	1	2	3	4	5	6	7	8	9	AB	R	H	RBI	BB	SO	LOB
24 Nate McLouth, L (1, 8) OBP: 0.350, SLG: 0.450	B FF 89 X FF 89 1-0 ① G4-3		C SI 90 B CU 74 S SI 89 B CU 77 X SI 91 2-2 ② G1-3			X CU 74 0-0 14 SH3-4 1B		C FF 92 B FF 92 C FF 92 X FF 93 1-2 ② G3		4	0	1	0	0	0	0
14 Martín Prado, R (1, 4) OBP: 0.349, SLG: 0.440	C FF 90 B CU 76 C CU 73 X CU 72 1-2 ② G6-3		C CU 75 B CU 75 X CU 77 1-1 ③ F9			L CU 77 1 SAFE X CU 76 0-1 ① SH3-4 1-2		B FF 92 S KC 81 F KC 82 S FF 93 1-3 ③ K		3	0	0	0	0	1	0
10 Chipper Jones, S (1, 5) OBP: 0.390, SLG: 0.438	B FF 90 F FF 89 B CU 78 B FF 90 F FF 90 C CU 78 3-3 ③ K			C CU 76 X FF 90 0-1 ① F9		X CU 77 0-0 ② G5-3			B FF 95 B FF 95 S FF 95 F FF 96 F FF 96 B FS 87 X FF 96 3-2 ① P5	4	0	0	0	0	1	1
19 Yunel Escobar, R (1, 6) OBP: 0.375, SLG: 0.448		B FF 89 F FF 90 C CU 78 F FF 89 B CU 78 B CU 78 F SI 90 D CU 79 4-2 16 G3-1 23 1B BB		C FF 90 S CU 76 B CU 75 B CU 75 X SI 91 2-2 ② L9		B CU 81 C CU 78 B FF 89 D CU 78 B CU 79 4-1 BB			C FF 98 S FF 97 F FF 97 F FF 98 B FS 88 S FS 87 1-3 ② K	2	1	0	0	2	1	0
16 Brian McCann, L (1, 2) OBP: 0.335, SLG: 0.480		X SI 87 0-0 ① G3-1 1-2		C FF 92 C SI 90 X CU 75 0-2 ③ G4-3		C SI 90 X CU 75 0-1 ③ F7			C FS 87 S FS 86 C FS 87 0-3 ③ K	4	0	0	0	0	1	3
23 Matt Diaz, R (1, 9) OBP: 0.394, SLG: 0.497		X FF 90 0-0 22 FC9-6 2-H 1B			B CU 77 F CU 78 X CU 77 1-1 1B		F CU 78 B CU 77 C FF 89 C CU 78 1-3 ① K			3	0	2	1	0	1	0
22 Adam LaRoche, L (1, 3) OBP: 0.348, SLG: 0.481		C SI 89 B SI 90 B SI 90 X SI 90 2-1 ② FC9-6 4 FC5-4 1-2f			C SI 90 X CU 74 0-1 ① F8		C CU 74 C SI 90 F CU 76 B SI 89 S CU 74 1-3 ② K			3	0	0	0	0	1	2
4 Omar Infante, R (1, 7) OBP: 0.350, SLG: 0.375		C FF 91 X CU 78 0-1 ③ FC5-4 1-2f			1 SAFE F FF 90 D CU 78 F CU 79 F FF 92 D CU 77 S CU 82 2-3 ② K		B FC 90 X FF 90 1-0 ③ G6-3			3	0	0	0	0	1	2
48 Tommy Hanson, R (1, 1) OBP: 0.063, SLG: 0.063 Rafael Soriano, R (9, 1)			C FF 89 S FF 91 S CU 74 0-3 ① K		F FF 92 F FF 92 S CU 77 0-3 ③ K			B FF 90 C FF 90 S FF 90 B FF 92 S FF 91 2-3 ① K		3 0	0 0	0 0	0 0	0 0	3 0	1 0
Inning Stats	R: 0 E: 0 K: 1 S: 7 H: 0 LOB: 0 BB: 0 P: 12	R: 1 E: 0 K: 0 S: 10 H: 1 LOB: 1 BB: 1 P: 16	R: 0 E: 0 K: 1 S: 8 H: 0 LOB: 0 BB: 0 P: 11	R: 0 E: 0 K: 0 S: 8 H: 0 LOB: 0 BB: 0 P: 10	R: 0 E: 0 K: 2 S: 11 H: 1 LOB: 1 BB: 0 P: 14	R: 0 E: 0 K: 0 S: 7 H: 1 LOB: 2 BB: 1 P: 11	R: 0 E: 0 K: 2 S: 8 H: 0 LOB: 0 BB: 0 P: 11	R: 0 E: 0 K: 2 S: 9 H: 0 LOB: 0 BB: 0 P: 13	R: 0 E: 0 K: 2 S: 12 H: 0 LOB: 0 BB: 0 P: 16	1B: 3 2B: 0 3B: 0 HR: 0 SF: 0 SAC: 1 DP: 0 HBP: 0						

PITCHER	IP	WLS	BF	H	R	ER	SO	BB	IBB	HBP	BLK	WP	HR	S	P	ERA	WHIP
51 Wandy Rodriguez, L (1, 1) ERA: 2.76	7.0		26	3	1	1	6	2	0	0	0	0	0	59	85	1.29	0.714
53 Wesley Wright, L (8, 1) ERA: 5.61	1.0		3	0	0	0	2	0	0	0	0	0	0	9	13	0.00	0.000
47 Jose Valverde, R (9, 1) ERA: 1.91	1.0	W	3	0	0	0	2	0	0	0	0	0	0	12	16	0.00	0.000

PITCHER	IP	WLS	BF	H	R	ER	SO	BB	IBB	HBP	BLK	WP	HR	S	P	ERA	WHIP

TOP

Atlanta Braves @ Houston Astros

Minute Maid Park, Houston, TX

Wed Sep 09 2009, 7:05 PM CDT

Att. 22,392 - Roof Closed - 73 F

livebaseballscorecards.com

AB	29
R	1
H	3
RBI	1
BB	2
SO	10
LOB	9

Batter	1	2	3	4	5	6	7	8	9	AB	R	H	RBI	BB	SO	LOB
21 Michael Bourn, L (1, 8) OBP: 0.368, SLG: 0.402	C FF 91 B FF 92 C CH 83 B CU 76 X FF 92 2-2 ① G6-3			F FF 92 X FF 93 0-1 ① G6-3		X FF 92 0-0 ② G4-3 1-2			B SI 94 B SI 92 C FC 95 C FF 95 F SI 96 S FF 97 2-3 ① K	4	0	0	0	0	1	1
3 Kazuo Matsui, S (1, 4) OBP: 0.291, SLG: 0.333	F FF 93 F FF 94 B FF 93 S CU 76 1-3 ② K			F FF 93 F CH 83 X SL 77 0-2 ② P5		B CH 84 C CU 75 B FF 94 X FF 94 2-1 2-3 1B			C FF 96 B SL 85 S SI 96 B SI 96 X SI 96 2-2 17 2B 10 1B 1B	4	1	2	0	0	1	0
17 Lance Berkman, S (1, 3) OBP: 0.398, SLG: 0.487	C SL 84 F SL 85 S SL 78 0-3 ③ K			X CH 84 0-0 45 S 1B		C FF 93 1 SAFE X FF 92 0-1 ③ G4-3			X SI 97 0-0 10 1B 1-3 2B	4	1	2	0	0	1	2
45 Carlos Lee, R (1, 7) OBP: 0.352, SLG: 0.495		C SL 84 B SL 84 F FF 92 B FF 94 X SL 85 2-2 10 G6-4-3 1B		B CH 85 C FF 93 D SL 77 X CH 86 2-1 ③ G5-3 1-2			C FF 93 B FF 93 B FF 87 C FF 94 B CU 77 X FF 95 3-2 ① F8		I IN 65 I IN 64 I IN 64 I IN 64 4-0 10 1B IBB	3	0	1	0	1	0	1
10 Miguel Tejada, R (1, 6) OBP: 0.332, SLG: 0.434		B FF 92 1 SAFE B FF 92 B FF 93 C FF 92 X FF 93 3-1 ①② G6-4-3 1-2f			B SL 83 B CH 85 C FF 94 S FF 94 F FF 87 X CU 76 2-2 ① G6-3		S FF 94 X FF 93 0-1 ② G4-3		F SL 84 B FF 98 F FF 97 X SL 86 1-2 1-2 2-H 3-H 1B	4	0	1	2	0	0	1
9 Hunter Pence, R (1, 9) OBP: 0.351, SLG: 0.486		B FF 94 B SL 76 F FF 94 S CU 76 S CH 85 2-3 ③ K			B FF 94 B CU 75 B FF 94 S FF 92 C FF 94 S FF 95 3-3 ② K		F CH 85 B FF 94 F SL 78 B FF 87 X CU 77 2-2 ③ F7			3	0	0	0	0	2	0
27 Geoff Blum, S (1, 5) OBP: 0.325, SLG: 0.381 23 Chris Johnson, R (5, PH) (6, 5)			X FF 92 0-0 55 G5-4-3 1B		B FF 94 C FF 94 B SL 78 X CH 86 2-1 ③ P3			X CH 85 0-0 ① G3		1 2	0 0	1 0	0 0	0 0	0 0	0 0
55 Humberto Quintero, R (1, 2) OBP: 0.280, SLG: 0.366 2 Darin Erstad, L (8, PH) OBP: 0.285, SLG: 0.352 41 Chris Coste, R (9, 2) OBP: 0.313, SLG: 0.324			B FF 92 F FF 92 B FF 92 B FF 93 S FF 92 X FF 94 3-2 ①② G5-4-3 1-2f			X FF 93 0-0 ① G6-3		C FF 92 S SL 78 C FF 94 0-3 ② K	2 1 0	0 0 0	0 0 0	0 0 0	0 0 0	0 1 0	1 0 0
51 Wandy Rodriguez, S (1, 1) OBP: 0.140, SLG: 0.179 53 Wesley Wright, R (8, 1) OBP: 0.333, SLG: 0.333 4 Jason Michaels, R (8, PH) OBP: 0.306, SLG: 0.438 47 Jose Valverde, R (9, 1)			B FF 92 C FF 93 F FF 94 C SL 77 1-3 ③ K			S FF 91 C FF 92 B SL 76 X 1-2 3 1B 21 G4-3 1B		B S SL 85 B FF 95 F FF 94 C SL 77 2-3 ③ K	2 0 1 0	0 0 0 0	1 0 0 0	0 0 0 0	0 0 0 0	1 0 0 0	0 0 0 0
Inning Stats	R: 0 E: 0 K: 2 S: 9 H: 0 LOB: 0 BB: 0 P: 12	R: 0 E: 0 K: 1 S: 8 H: 1 LOB: 0 BB: 0 P: 15	R: 0 E: 0 K: 1 S: 7 H: 1 LOB: 0 BB: 0 P: 11	R: 0 E: 0 K: 0 S: 8 H: 1 LOB: 1 BB: 0 P: 10	R: 0 E: 0 K: 1 S: 9 H: 0 LOB: 0 BB: 0 P: 16	R: 0 E: 0 K: 0 S: 9 H: 2 LOB: 2 BB: 0 P: 12	R: 0 E: 0 K: 0 S: 8 H: 0 LOB: 0 BB: 0 P: 13	R: 0 E: 0 K: 2 S: 7 H: 0 LOB: 0 BB: 0 P: 9	R: 2 E: 0 K: 1 S: 11 H: 3 LOB: 2 BB: 1 P: 20	1B: 7 2B: 1 3B: 0 HR: 0	SF: 0 SAC: 0 DP: 2 HBP: 0					

PITCHER		IP	WLS	BF	H	R	ER	SO	BB	IBB	HBP	BLK	WP	HR	S	P	ERA	WHIP
48 Tommy Hanson, R ERA: 2.83	(1, 1)	8.0		27	5	0	0	7	0	0	0	0	0	0	65	98	0.00	0.625
Rafael Soriano, R ERA: 2.8	(9, 1)	0.1	L	5	3	2	2	1	0	1	0	0	0	0	11	20	54.00	9.000

PITCHER	IP	WLS	BF	H	R	ER	SO	BB	IBB	HBP	BLK	WP	HR	S	P	ERA	WHIP

BOTTOM

Atlanta Braves @ Houston Astros

Minute Maid Park, Houston, TX

Wed Sep 09 2009, 7:05 PM CDT

Att. 22,392 - Roof Closed - 73 F

livebaseballscorecards.com

AB	31
R	2
H	8
RBI	2
BB	1
SO	8
LOB	6

1B: 7	SF: 0	WP: 0	PA: 32
2B: 1	SAC: 0	PB: 0	
3B: 0	DP: 2	SB: 1	
HR: 0	HBP: 0	CS: 0	

Atlanta Braves @ Houston Astros

Minute Maid Park, Houston, TX

Thu Sep 10 2009, 7:05 PM CDT

Att. 26,552 - Roof Closed - 73 F

livebaseballscorecards.com

Batter	1	2	3	4	5	6	7	8	9	AB	R	H	RBI	BB	SO	LOB
24 Nate McLouth, L (1, 8) OBP: 0.354, SLG: 0.458	B SI 91 X FF 91 1-0 HR	B FF 90 C CU 71 F FF 92 X CH 83 1-2 16 2B 19 1B 1B	X FF 90 0-0 ② G3-1		C SI 91 X SI 92 0-1 ① G4-3		B SI 90 B SI 89 B SI 88 C SI 90 B SI 90 4-1 19 1B BB		B FF 88 B FF 89 B FC 87 C SI 90 B FF 89 4-1 19 FC6-4 1-2 BB	4	2	2	1	2	0	0
19 Yunel Escobar, R (1, 6) OBP: 0.378, SLG: 0.452	C FF 92 X FC 85 0-1 10 1B 2B	L FF 93 B FF 93 B SI 90 1 SAFE B FF 93 C SI 91 F SI 90 F FF 92 X FF 90 3-2 16 2B 18 1B 1-2 1B	B FF 89 S FF 90 X CH 82 1-1 ③ F8		C SI 94 B SL 84 B SL 83 B SI 93 B SI 92 4-1 10 S 16 1B BB		C SL 84 X SL 83 0-1 10 G6-3 1-2 1B		D FC 87 C FF 90 F FF 91 B FF 91 X FF 90 2-2 ③ FC6-4 1-2f	5	3	3	0	1	0	2
10 Chipper Jones, S (1, 5) OBP: 0.390, SLG: 0.437	B SI 93 X CH 85 1-0 16 1B 18 SF7 2-H 1B	B CU 72 C FF 92 F SI 92 F CU 65 B SI 95 B CU 70 F CU 70 S 3-3 ① K		B FF 89 B CH 80 B FF 91 B FF 88 4-0 16 1B 18 1B BB	1 SAFE B SI 92 B SI 90 B SI 91 C FF 92 F SI 90 1 SAFE S SI 90 3-3 ② K 1-2		C SI 90 B SL 85 X SI 90 1-1 ②③ G6-3 1-2f			4	2	1	1	1	2	5
16 Brian McCann, L (1, 2) OBP: 0.340, SLG: 0.486	S SI 92 X CH 83 0-1 2 BB 25 1B 1-3 1B	C CU 72 B FF 92 B SI 92 C CH 84 X CU 65 2-2 18 1B 22 1B 1-3 2-H 2B		C FF 89 B CH 81 X CH 82 1-1 18 1B 23 FC5-4 1-2 1B	C SI 94 B FF 93 X FS 83 1-1 2-H 1B			C SL 81 X SL 83 0-1 ① G3-1		5	2	4	2	0	0	0
18 Garret Anderson, L (1, 7) OBP: 0.315, SLG: 0.422 30 Reid Gorecki, R (8, 7) OBP: 0.250, SLG: 0.227	B CU 73 C CU 73 B SL 76 X SI 93 2-1 ① SF7 3-H	C FF 95 S SL 80 X SL 80 0-2 22 1B 2-3 3-H 1B		B CU 77 C CH 81 B CU 78 F FF 91 X FF 90 2-2 23 FC5-4 1-3 2-H 1B	X SI 92 0-0 ③ G3			C SL 84 C SL 85 F SL 86 S SL 83 0-3 ② K		4 0	0 0	2 0	3 0	0 0	1 0	1 0
22 Adam LaRoche, L (1, 3) OBP: 0.346, SLG: 0.478	F CU 74 B FF 93 S FF 93 S FF 92 1-3 ② K	B FF 93 X FF 92 1-0 1-2 3-H 1B		B CU 77 B CH 79 C FF 90 F FF 90 1 SAFE F CU 78 S CU 78 2-3 ① K		B SI 91 S SI 92 X SI 93 1-2 ① G4-1		C FF 86 F FF 90 F SL 86 B FF 86 D SL 84 S FF 88 2-3 ③ K		5	0	1	1	0	3	3
25 Ryan Church, L (1, 9) OBP: 0.341, SLG: 0.392 23 Matt Diaz, R (4, PH) OBP: 0.391, SLG: 0.492 (4, 9)	B CU 74 C SI 92 X FF 92 1-1 2 BB 1-2 1B	B FF 93 B CU 72 B CH 85 C SI 92 F FF 92 F FF 93 F CH 84 S CH 84 3-3 ② K		F FF 90 F FF 90 X FF 91 0-2 ② FC5-4 2 2B 1-2f 3-H	X FF 93 0-0 ② F8				X FF 89 0-0 ① B1-3	2 3	0 0	1 0	0 1	0 0	1 0	2 1
2 Kelly Johnson, L (1, 4) OBP: 0.302, SLG: 0.389	B SL 76 S CU 73 B FF 92 B CU 72 B CU 71 4-1 1-2 2-3 BB	B FF 94 F FF 92 F CU 74 S SL 81 1-3 ③ K2-3		1 SAFE B KC 79 S KC 79 X KC 81 1-1 1-3 2B	C SI 94 B SI 93 F FF 93 F FF 95 X FF 94 1-2 ③ G4-3				S SI 88 B CU 77 X CU 77 1-1 24 BB 1B	4	0	2	0	1	1	2
32 Derek Lowe, R (1, 1) OBP: 0.250, SLG: 0.188 34 Eric O'Flaherty, L (6, 1) 58 Peter Moylan, R (7, 1) 7 Brooks Conrad, S (9, PH) OBP: 0.333, SLG: 0.564 51 Michael Gonzalez, R (9, 1)	B FC 84 C FF 93 F FF 93 F FF 94 S CU 74 1-3 ③ K		C FF 90 F FF 89 S CU 76 0-3 ① K	B FF 91 X FF 91 1-0 ③ F9			B SI 90 C SI 89 S SL 84 S SL 85 1-3 ① K		X SI 90 0-0 ② F8	3 1 0 1 0	0 0 0 0 0	0 0 0 0 0	0 0 0 0 0	2 1 0 0 0	5 0 0 1 0

Inning Stats										
	R: 3 E: 0 K: 2 S: 18	H: 5 LOB: 3 BB: 1 P: 29	R: 3 E: 0 K: 3 S: 28	H: 5 LOB: 2 BB: 0 P: 42	R: 0 E: 0 K: 1 S: 6	H: 0 LOB: 0 BB: 0 P: 7	R: 2 E: 0 K: 1 S: 15	H: 3 LOB: 2 BB: 1 P: 26	R: 1 E: 0 K: 1 S: 9	H: 1 LOB: 1 BB: 1 P: 17
	R: 0 E: 0 K: 0 S: 8	H: 0 LOB: 0 BB: 0 P: 10	R: 0 E: 0 K: 1 S: 8	H: 1 LOB: 1 BB: 1 P: 14	R: 0 E: 0 K: 2 S: 10	H: 0 LOB: 0 BB: 0 P: 12	R: 0 E: 0 K: 0 S: 8	H: 1 LOB: 2 BB: 1 P: 15	1B: 12 2B: 3 3B: 0 HR: 1	SF: 1 SAC: 0 DP: 1 HBP: 0

PITCHER		IP	WLS	BF	H	R	ER	SO	BB	IBB	HBP	BLK	WP	HR	S	P	ERA	WHIP
44 Roy Oswalt, R ERA: 4.03	(1, 1)	2.0	L	17	10	6	6	5	1	0	0	0	0	1	46	71	27.00	5.500
31 Billy Sadler, R ERA: 13.5	(3, 1)	1.1		7	2	2	2	2	1	0	0	0	0	0	15	25	13.50	2.250
53 Wesley Wright, L ERA: 5.5	(4, 1)	0.2		3	1	0	0	0	0	0	0	0	0	0	6	8	0.00	1.500
59 Wilton Lopez, R ERA: 10.5	(5, 1)	2.0		8	1	1	1	1	1	0	0	0	0	0	17	27	4.50	1.000
63 Sammy Gervacio, R ERA: 0.79	(7, 1)	1.0		4	1	0	0	1	1	0	0	0	0	0	8	14	0.00	2.000
48 Tim Byrdak, L ERA: 2.75	(8, 1)	1.0		3	0	0	0	2	0	0	0	0	0	0	10	12	0.00	0.000
26 Doug Brocail, R ERA: 3.97	(9, 1)	1.0		5	1	0	0	0	1	0	0	0	0	0	8	15	0.00	2.000

AB	41
R	9
H	16
RBI	9
BB	5
SO	11
LOB	22

WP: 0	PA: 47		
PB: 0			
SB: 1			
CS: 0			

BOTTOM

Atlanta Braves @ Houston Astros

Minute Maid Park, Houston, TX

Thu Sep 10 2009, 7:05 PM CDT

Att. 26,552 - Roof Closed - 73 F

livebaseballscorecards.com

Batter	1	2	3	4	5	6	7	8	9	AB	R	H	RBI	BB	SO	LOB
21 Michael Bourn, L (1, 8) OBP: 0.368, SLG: 0.402	C SI 88 C SI 89 B SI 89 B CH 83 F SI 89 X SI 89 2-2 ① G3-1		B SL 78 X SI 89 1-0 3 1B 17 HR 1B	X SL 81 0-0 3 S 2-3 3-H 1B			C FF 90 C FF 92 B SL 83 B SL 85 X FF 91 2-2 ① G6-3	C SI 91 B SI 90 S SI 90 B SI 90 X SI 90 2-2 ③ G3-1		5	1	2	1	0	0	1
3 Kazuo Matsui, S (1, 4) OBP: 0.295, SLG: 0.334	C SI 88 F SI 89 F SL 81 B SL 80 X SI 90 1-2 17 S 45 1B 1B		C SI 88 1 SAFE C SI 88 B SI 88 F SI 88 1 SAFE 1 SAFE X SI 88 1-2 17 HR 1B	B SI 87 C SI 88 1 SAFE C SL 82 S SL 83 1-3 ③ K 1-2			C FF 92 B CH 85 F FF 92 B CH 85 B SL 84 B FF 92 4-2 17 G4-3 17 S BB		B FF 93 F FF 93 S SL 83 F FF 95 S SL 85 1-3 ① K	4	2	2	0	1	2	2
17 Lance Berkman, S (1, 3) OBP: 0.400, SLG: 0.495	S SI 89 1 SAFE B SI 89 B FC 87 F SI 89 B SI 89 B SI 89 4-2 45 1B 1-2 BB		B SL 81 F SI 88 B SI 88 X SI 89 2-1 1-H 2-H HR		S SL 81 B CH 83 B SL 81 F SL 81 F SI 86 S SL 82 2-3 ① K		C FF 91 B CH 84 C CH 86 X FF 92 1-2 ② G4-3 1-3		F FF 96 F FF 95 B FF 95 X SL 86 1-2 45 BB 1B	4	1	2	3	1	1	1
45 Carlos Lee, R (1, 7) OBP: 0.354, SLG: 0.494 18 Edwin Maysonet, R (9, PR) OBP: 0.328, SLG: 0.371	B SI 90 C SI 89 B SI 89 X SI 90 2-1 10 G1-6-3 1-2 2-H 1B		B SL 81 B SI 88 B SI 88 B SI 88 4-0 10 G5-4-3 BB		F SL 82 B CH 83 C FC 85 X FC 86 1-2 ② F8		C SL 77 X SI 90 0-1 ③ G4-3		B FF 93 C SL 83 C FF 96 F FF 95 B SL 86 F SL 84 F SL 86 B F SL 82 4-2 10 G6-4-3 1-2 BB	3 0	0 0	1 0	1 0	2 0	0 0	1 0
10 Miguel Tejada, R (1, 6) OBP: 0.329, SLG: 0.430	C SI 89 B SL 82 F SI 89 X SI 90 1-2 ②③ G1-6-3 1-2f		B SI 88 X SI 88 1-0 ②③ G5-4-3 1-2f		C SI 88 B FC 85 F SI 88 B SI 89 X SL 84 2-2 ③ F9			C SI 89 L SI 89 F SL 79 B SL 80 X SL 80 1-2 ① G5-3	B SL 77 F SL 81 X FF 96 1-1 ②③ G6-4-3 1-2f	5	0	0	0	0	0	5
9 Hunter Pence, R (1, 9) OBP: 0.354, SLG: 0.488		C SI 88 B SI 88 B SI 86 F SI 89 C SI 88 2-3 ① K		B SI 88 B SI 87 C SI 88 X SI 88 2-1 8 41 G5-3 21 1B 1B		B SL 82 X SI 88 1-0 23 FC6-4 1B		B SI 91 F SI 90 B SI 91 X SI 91 2-1 41 23 G5-3 4 1B 1B		4	2	3	0	0	1	0
23 Chris Johnson, R (1, 5) OBP: 0.167, SLG: 0.167		C SI 88 X FC 86 0-1 ② G6-3		B SI 88 S SI 88 F SI 88 B SI 89 C SL 82 2-3 ① K		C SI 88 B SL 82 B SI 88 X SL 81 2-2 ① FC6-4 41 E 1-2f		C SI 88 B SI 90 1 SAFE X SL 78 1-1 41 G5-3 4 E 1-2 1B		4	1	1	0	0	1	2
41 Chris Coste, R (1, 2) OBP: 0.312, SLG: 0.323		C SI 89 C SI 90 C SI 88 0-3 ③ K		F SI 88 B SI 88 1 SAFE 1 SAFE X SI 87 1-1 21 1B 8 G5-3 1-2 1B		C SI 88 F SI 88 B SI 89 X SI 88 1-2 ② L5 1-2		X SI 91 0-0 ② G5-3 1-2 2-3		4	0	1	0	0	1	3
44 Roy Oswalt, R (1, 1) ERA: 3.09, SLG: 0.136 31 Billy Sadler, R (3, 1) 53 Wesley Wright, R (4, 1) ERA: 3.21, SLG: 0.250 8 Aaron Boone, R (4, PH) 59 Wilton Lopez, R (5, 1) 2 Darin Erstad, L (6, PH) ERA: 2.63, SLG: 0.360 63 Sammy Gervacio, R (7, 1) 46 Tim Byrdak, L (8, 1) 4 Jason Michaels, R (8, PH) ERA: 2.11, SLG: 0.440 26 Doug Brocail, L (9, 1)			C SI 87 B SI 88 X SI 88 1-1 ① G6-3	B SI 87 S SL 80 X SI 88 1-1 ② G5-3 1-2 2-3		C FF 89 S SL 84 C FF 92 0-3 ③ K		C SI 91 F SI 92 X SL 80 0-2 E5 2-H 3-H 1B		0 1 0 1 0 1 0 0 1	0 0 0 0 0 0 0 1 0	0 0 0 0 0 0 0 1 1	0 0 0 0 0 0 0 1 0	0 0 0 0 0 0 1 0 0	0 0 0 2 0 1 0 0 0	0 0 0 0 0 1 0 0 0
Inning Stats	R: 1 H: 2 E: 0 LOB: 1 K: 0 BB: 1 S: 15 P: 25	R: 0 H: 0 E: 0 LOB: 0 K: 2 BB: 0 S: 8 P: 10	R: 3 H: 3 E: 0 LOB: 0 K: 0 BB: 1 S: 10 P: 20	R: 1 H: 3 E: 0 LOB: 2 K: 2 BB: 0 S: 13 P: 20	R: 0 H: 0 E: 0 LOB: 0 K: 1 BB: 0 S: 10 P: 15	R: 0 H: 1 E: 1 LOB: 1 K: 1 BB: 0 S: 10 P: 14	R: 0 H: 0 E: 0 LOB: 1 K: 0 BB: 1 S: 10 P: 17	R: 2 H: 3 E: 1 LOB: 1 K: 0 BB: 0 S: 15 P: 21	R: 0 H: 1 E: 0 LOB: 2 K: 1 BB: 1 S: 15 P: 22	1B: 12 2B: 0 3B: 0 HR: 1	SF: 0 SAC: 0 DP: 3 HBP: 0			WP: 0 PB: 0 SB: 3 CS: 0	PA: 41		

PITCHER		IP	WLS	BF	H	R	ER	SO	BB	IBB	HBP	BLK	WP	HR	S	P	ERA	WHIP
32 Derek Lowe, R ERA: 4.47	(1, 1)	5.2	W	26	9	5	5	5	2	0	0	0	0	1	63	101	7.94	1.941
34 Eric O'Flaherty, L ERA: 3.21	(6, 1)	1.0		4	0	0	0	1	1	0	0	0	0	0	11	18	0.00	1.000
58 Peter Moylan, R ERA: 3.03	(7, 1)	1.1		7	3	2	1	0	0	0	0	0	0	0	17	23	6.75	2.250
51 Michael Gonzalez, L ERA: 2.42	(9, 1)	1.0	S	4	1	0	0	1	1	0	0	0	0	0	15	22	0.00	2.000

PITCHER	IP	WLS	BF	H	R	ER	SO	BB	IBB	HBP	BLK	WP	HR	S	P	ERA	WHIP

Batter	1	2	3	4	5	6	7	8	9	AB	R	H	RBI	BB	SO	LOB
24 Nate McLouth, L (1, 8) OBP: 0.351, SLG: 0.453	C SI 90 B SI 90 F SI 91 F SI 91 F FF 91 F SL 86 B SI 91 T 2-2 K		X SI 89 0-0 ①② G4-6-3 1-2f			B CU 76 X SI 89 1-0 ① L7		B FF 85 C FF 86 X SL 75 1-1 ① F9		4	0	0	0	0	1	1
14 Martín Prado, R (1, 5) OBP: 0.346, SLG: 0.436	X SI 92 0-0 ② G6-3		C SI 90 B CU 76 B SI 91 X SI 90 2-1 ③ L9			C SI 91 X SL 86 0-1 ② F8		C FF 88 F SL 80 F SL 79 C FF 87 0-3 ② K		4	0	0	0	0	1	0
18 Garret Anderson, L (1, 7) OBP: 0.312, SLG: 0.418 30 Reid Gorecki, R (8, 7) OBP: 0.250, SLG: 0.227	B SI 92 X SI 90 1-0 ③ G3-1			B SI 89 C SI 89 C FF 88 S CU 76 1-3 ① K		C CU 76 B SI 91 F CU 79 F SI 92 F SI 92 S CU 79 1-3 ③ K		F FF 87 S SL 76 S SL 76 0-3 ③ K		4 0	0 0	0 0	0 0	0 0	3 0	0 0
16 Brian McCann, L (1, 2) OBP: 0.342, SLG: 0.485		C SI 90 F CU 80 B SI 89 X SI 91 1-2 19 2B 4 E 1B		C SI 90 B FF 84 B CU 78 F SI 90 F CU 79 F CU 79 B FF 85 B CH 84 4-2 19 G5-4-3 BB			B CU 76 X SI 89 1-0 ① F8		B FF 85 C FF 87 B FF 87 X SL 77 2-1 ① P3	3	1	1	0	1	0	0
19 Yunel Escobar, R (1, 6) OBP: 0.379, SLG: 0.455		X SI 90 0-0 1-3 2B		B SL 87 B SI 88 F FF 88 X SI 90 2-1 ②③ G5-4-3 1-2f			B SL 86 C SI 90 X SL 88 1-1 22 1B 10 FC3-2 1B		B SI 93 B SI 92 B SI 92 C SI 92 F SI 93 F SI 93 X SI 91 3-2 ② L8	4	0	2	0	0	0	1
22 Adam LaRoche, L (1, 3) OBP: 0.348, SLG: 0.478		B CU 78 F SI 91 F SI 85 S CU 79 1-3 ① K			C SI 88 F SI 89 C FF 89 0-3 ① K		X SI 89 0-0 10 FC3-2 4 BB 1-3 1B		C CU 75 B CU 78 X SI 93 1-1 4 BB 1B	4	0	2	0	0	2	2
4 Omar Infante, R (1, 4) OBP: 0.359, SLG: 0.377		S SL 86 X SI 92 0-1 E3 25 G3-1 3-H			C SI 90 B SI 91 X SI 90 1-1 1B		B SI 90 1 SAFE P PO 83 B SI 89 B SI 90 4-0 10 FC3-2 1-2 BB		B SI 93 B SI 93 B SI 92 B SI 91 4-0 1-2 BB	2	0	1	1	2	0	1
25 Ryan Church, L (1, 9) OBP: 0.339, SLG: 0.390 10 Chipper Jones, S (7, PH) OBP: 0.389, SLG: 0.436 23 Matt Diaz, R (7, 9) OBP: 0.390, SLG: 0.491		F CU 79 C SI 90 X CU 79 0-2 ②③ G3-1 1-2f			X CU 80 0-0 ② F7		B SI 90 X SI 91 1-0 ② FC3-2 1-2 2-3 3-Hf		C CU 76 S CU 75 S SI 91 0-3 ③ K	2 1 1	0 0 0	0 0 0	0 0 0	0 0 0	0 0 1	3 3 2
49 Jair Jurrjens, R (1, 1) OBP: 0.206, SLG: 0.140 Rafael Soriano, R (9, 1)			B SI 88 C SI 88 C SI 89 B CU 76 X SI 88 2-2 E3 24 G4-6-3		C SI 89 S SI 88 C SI 89 0-3 ③ K		F SI 90 F SI 92 B SI 92 C SI 92 1-3 ③ K			3 0	0 0	0 0	0 0	0 0	2 0	4 0

livebaseballscorecards.com

TOP

Atlanta Braves @ St. Louis Cardinals

Busch Stadium, St. Louis, MO

Fri Sep 11 2009, 7:15 PM CDT

Att. 43,984 - Clear - 76 F

AB	32
R	1
H	6
RBI	1
BB	3
SO	10
LOB	17

Inning Stats	1	2	3	4	5	6	7	8	9
	R: 0 E: 0 K: 1 S: 8	R: 1 E: 1 K: 1 S: 12	R: 0 E: 1 K: 0 S: 6	R: 0 E: 0 K: 1 S: 9	R: 0 E: 0 K: 2 S: 9	R: 0 E: 0 K: 1 S: 8	R: 0 E: 0 K: 1 S: 9	R: 0 E: 0 K: 2 S: 9	R: 0 E: 0 K: 1 S: 11
	H: 0 LOB: 0 BB: 0 P: 11	H: 2 LOB: 1 BB: 0 P: 14	H: 0 LOB: 0 BB: 0 P: 10	H: 0 LOB: 0 BB: 1 P: 16	H: 1 LOB: 1 BB: 0 P: 10	H: 0 LOB: 0 BB: 0 P: 10	H: 2 LOB: 3 BB: 1 P: 16	H: 0 LOB: 0 BB: 0 P: 10	H: 1 LOB: 2 BB: 1 P: 21

| | | |

Atlanta Braves @ St. Louis Cardinals

Busch Stadium, St. Louis, MO

Fri Sep 11 2009, 7:15 PM CDT

Att. 43,984 - Clear - 76 F

BOTTOM

livebaseballscorecards.com

Batter	1	2	3	4	5	6	7	8	9	AB	R	H	RBI	BB	SO	LOB
55 Skip Schumaker, L (1, 4) OBP: 0.354, SLG: 0.391	F FF 88 C FF 88 X FF 92 0-2 ① G5-3		B SL 82 X CH 83 1-0 ② G4-3		B SL 81 D CH 84 B SI 93 C SI 93 B SI 93 4-1 BB		F SI 88 C FF 91 B FF 93 X CH 83 1-2 ③ G4-3			3	0	0	0	1	0	0
13 Brendan Ryan, R (1, 6) OBP: 0.335, SLG: 0.391	X FF 92 0-0 ② F9		B CH 84 B SL 82 B FF 92 C FF 91 B FF 90 4-1 5 E BB		F FF 93 X CH 83 0-1 ③ L9			C FF 91 B CH 83 B CH 81 C FF 91 X SL 80 2-2 47 S 1B		3	0	1	0	1	0	2
5 Albert Pujols, R (1, 3) OBP: 0.448, SLG: 0.692	C FF 93 C CH 84 B SI 91 C FF 93 1-3 ③ K		1 SAFE 1 SAFE X SL 82 0-0 ③ P3 1-2			F FF 92 B SI 94 B SI 94 B CH 86 X SI 93 3-1 E5 47 1B 15 HBP		1 SAFE F SI 91 1 SAFE 1 SAFE F SI 95 T FF 95 0-2 ① K		4	0	0	0	0	2	2
15 Matt Holliday, R (1, 7) OBP: 0.396, SLG: 0.533		B FF 89 X CH 83 1-0 47 1B 2B		C SL 80 S FF 90 B FF 91 F CH 82 S FF 94 1-3 ① K		1 SAFE H SI 90 1-0 47 1B 28 1B HBP 1-2		1 SAFE 1 SAFE F CH 82 B SI 94 F FF 92 1 SAFE X CH 81 1-2 ② F7		3	0	1	0	0	1	1
47 Ryan Ludwick, R (1, 9) OBP: 0.337, SLG: 0.467		F SI 90 X SI 91 0-1 1B 2-3		C CH 84 F SI 90 S CH 83 0-3 ② K		B CH 83 S CH 83 C SL 81 B FF 92 B CH 82 X SI 94 3-2 ① 28 1B 1B 1-2 2-3		1 SAFE B FF 94 X CH 83 1-1 ③ G6-3 1-2		4	0	2	0	0	1	1
28 Colby Rasmus, L (1, 8) OBP: 0.312, SLG: 0.419		F FF 93 F FF 93 B FF 94 S CH 84 1-3 ① K		C FF 91 B CH 82 F SI 92 B FF 94 B CH 83 X SI 91 3-2 ③ G3-1		X FF 91 0-0 ② 1B 1-3 2-H			C SI 95 C SI 96 S SI 96 0-3 ① K	4	0	1	0	0	2	2
7 Mark DeRosa, R (1, 5) OBP: 0.331, SLG: 0.443		F FF 92 1 SAFE B CH 84 C SI 94 C FF 94 1-3 ② K			X SL 82 0-0 ① F8	B SI 96 X SI 90 1-0 ③ G5-3			X SI 94 0-0 ② G6-3	4	0	0	0	0	1	4
4 Yadier Molina, R (1, 2) OBP: 0.362, SLG: 0.371		D CH 85 S SI 92 B SL 84 B CH 84 C CH 86 X SI 96 3-2 ③ G3			B FF 91 B FF 91 X FF 90 2-0 35 SH3-4 1B		B SL 79 F FF 89 X FF 90 1-1 ① F8		F FF 93 F FF 93 X SI 96 0-2 ③ F9	4	0	1	0	0	0	2
35 Joel Pineiro, R (1, 1) OBP: 0.194, SLG: 0.172 24 Rick Ankiel, L (7, PH) OBP: 0.284, SLG: 0.395 43 Trever Miller, R (8, 1) 46 Kyle McClellan, R (9, 1)			C FF 92 C SI 92 S SL 79 0-3 ① K		B FF 92 X FF 90 1-0 ② SH3-4 1-2		B CH 82 S SI 88 S CH 83 X CH 81 1-2 ② G4-3			1 1 0 0	0 0 0 0	0 0 0 0	0 0 0 0	0 0 0 0	1 0 0 0	0 0 0 0

Inning Stats	1	2	3	4	5	6	7	8	9
	R: 0 E: 0 K: 1 S: 7	H: 0 LOB: 0 BB: 0 P: 8	R: 0 E: 0 K: 2 S: 12	H: 2 LOB: 2 BB: 0 P: 18	R: 0 E: 1 K: 1 S: 6	H: 0 LOB: 1 BB: 1 P: 11	R: 0 E: 0 K: 2 S: 10	H: 0 LOB: 0 BB: 0 P: 14	R: 0 E: 0 K: 0 S: 6	H: 1 LOB: 2 BB: 1 P: 13
	R: 0 E: 1 K: 0 S: 7	H: 2 LOB: 2 BB: 0 P: 15	R: 0 E: 0 K: 0 S: 8	H: 0 LOB: 0 BB: 0 P: 11	R: 0 E: 0 K: 1 S: 11	H: 1 LOB: 1 BB: 0 P: 15	R: 0 E: 0 K: 1 S: 7	H: 0 LOB: 0 BB: 0 P: 7	1B: 5 2B: 1 3B: 0 HR: 0	SF: 0 SAC: 1 DP: 0 HBP: 1

	WP: 0	PA: 35
	PB: 0	
	SB: 1	
	CS: 0	

AB	31
R	0
H	6
RBI	0
BB	2
SO	8
LOB	14

PITCHER		IP	WLS	BF	H	R	ER	SO	BB	IBB	HBP	BLK	WP	HR	S	P	ERA	WHIP
49 Jair Jurrjens, R ERA: 2.81	(1, 1)	8.0	W	32	6	0	0	7	2	0	1	0	0	0	67	105	0.00	1.000
Rafael Soriano, R ERA: 2.76	(9, 1)	1.0	S	3	0	0	0	1	0	0	0	0	0	0	7	7	0.00	0.000

PITCHER	IP	WLS	BF	H	R	ER	SO	BB	IBB	HBP	BLK	WP	HR	S	P	ERA	WHIP

Atlanta Braves @ St. Louis Cardinals

Busch Stadium, St. Louis, MO

Sat Sep 12 2009, 3:10 PM CDT

Att. 43,869 - Partly Cloudy - 81 F

TOP

livebaseballscorecards.com

Batter	1	2	3	4	5	6	7	8	9	AB	R	H	RBI	BB	SO	LOB
24 Nate McLouth, L (1, 8) OBP: 0.354, SLG: 0.458	F SI 93 B CH 84 B SI 93 B SI 92 T SI 93 X SI 91 3-2 ① F8	B SI 93 B CH 85 C SI 92 X SI 92 2-1 1B		X CH 83 0-0 14 G4-6-3 1-2 2-3 3-H 1B		C SL 84 X FF 95 0-1 ① F8			C FF 91 X FF 90 0-1 14 1B 16 2B 2B	5	1	3	1	0	0	0
14 Martín Prado, R (1, 4) OBP: 0.344, SLG: 0.432 (9, 5)	X SI 92 0-0 ② L8	1 SAFE C SL 86 1 SAFE X SL 85 0-1 ③ P3		X SI 93 0-0 ②③ G4-6-3 1-2f		C SI 94 C SL 86 S SL 86 0-3 ② K			F FF 89 F SI 93 D CH 87 X SI 94 1-2 10 BB 16 2B 2-3 1B	5	1	1	0	0	1	4
10 Chipper Jones, S (1, 5) OBP: 0.391, SLG: 0.436 4 Omar Infante, R (9, PR) OBP: 0.359, SLG: 0.377 (9, 4)	X SI 93 0-0 1B	F SI 91 S SI 90 B CH 82 B SI 90 X CH 84 2-2 ① F9			X SI 95 0-0 16 2B 18 FC6 1B	B SL 86 C SL 86 F FF 94 C SL 85 1-3 ③ K			B CH 86 B CH 86 D CH 85 B CU 77 4-0 16 2B 1-2 BB	4 0	0 0	2 0	0 0	1 0	1 0	0 0
16 Brian McCann, L (1, 2) OBP: 0.344, SLG: 0.491 30 Reid Gorecki, R (9, PR) OBP: 0.250, SLG: 0.227 (9, 7)	C SI 92 S SI 91 B SI 93 1 SAFE X SI 92 1-2 ③ P5	C CU 76 F CH 84 F SL 84 S CU 76 0-3 ② K2-3			X SI 95 0-0 19 BB 22 SF7 1-3 2B		B SL 84 X SI 90 1-0 18 G6-3 1B		C CH 86 B CU 78 F SI 87 F CH 85 B FF 93 F FF 92 X FF 86 2-2 1-3 2-H 3-H 2B	5 0	1 0	3 0	2 0	0 0	1 0	1 0
18 Garret Anderson, L (1, 7) OBP: 0.311, SLG: 0.415 Rafael Soriano, R (9, 1)		C CU 76 C CU 75 B CU 77 B CU 75 F SI 91 X SI 91 2-2 22 3B 1B	B CH 85 X SI 91 1-0 ③ L9		C SL 80 F SL 84 X SL 85 0-2 ① FC6 23 BB 19 BB 3-H		C SI 90 F SI 91 B SL 80 X SL 80 1-2 ①② G6-3 1-2f		F FF 91 F FF 90 C CU 77 0-3 ① K	5 0	1 0	1 0	0 0	0 0	1 0	5 0
19 Yunel Escobar, R (1, 6) OBP: 0.379, SLG: 0.452		B SL 84 B SI 91 X SI 91 2-0 ① F7		B SI 90 B SL 84 L SL 83 B SI 90 B SI 91 4-1 23 2B 24 1B BB	B SL 86 B SI 95 B SI 94 B SI 94 4-0 23 BB 1-2 2-3 BB		C CH 84 C SL 83 B CH 85 B SL 79 B SL 79 X SI 92 3-2 ③ G6-3		X FF 89 0-0 ② P4	3	1	0	0	2	0	3
22 Adam LaRoche, L (1, 3) OBP: 0.348, SLG: 0.481		B SI 91 X SI 92 1-0 15 HR 1-H 3B		B SI 90 1 SAFE X SI 90 1-0 ① P6	C SL 82 C SL 86 D SL 88 X SL 88 1-2 ② SF7 3-H			F SI 90 S SL 84 S SL 84 0-3 ① K	I IN 66 I IN 64 I IN 66 I IN 66 4-0 IBB	3	1	1	2	1	1	1
23 Matt Diaz, R (1, 9) OBP: 0.390, SLG: 0.491		B SL 85 F SL 84 F SL 86 B SI 92 X SI 92 2-2 ② L9		1 SAFE C SI 90 C SI 90 B SI 90 X SL 83 1-2 24 1B 1-3 2B	B SI 94 B SI 93 S SL 85 C SI 93 D SI 94 D SL 86 4-2 1-2 2-3 BB			C FF 98 B FF 98 F FF 98 B FF 98 X FF 99 2-2 ② G6-3	B FF 88 C FF 88 S CU 77 S FF 91 1-3 ③ K	4	0	1	0	1	1	4
15 Tim Hudson, R (1, 1) OBP: 0.429, SLG: 0.800 58 Peter Moylan, R (6, 1) 7 Brooks Conrad, S (8, PH) OBP: 0.326, SLG: 0.550 51 Michael Gonzalez, R (8, 1) 8 David Ross, R (9, 2) OBP: 0.368, SLG: 0.500		C SI 93 B SI 92 X SI 92 1-1 3-H HR		B SL 84 B SL 83 B SI 90 C SI 89 B SI 89 4-1 24 1B BB	C SI 96 B SI 95 B SI 96 X SI 95 2-1 ③ G6-3			B FF 99 B SI 92 F FF 98 X FF 98 2-1 ③ P5		2 0 1 0 0	1 0 0 0 0	1 0 0 0 0	2 0 0 0 0	1 0 0 0 0	0 0 0 0 0	3 0 0 0 0
Inning Stats	R: 0 E: 0 K: 0 S: 8 H: 1 LOB: 1 BB: 0 P: 12	R: 3 E: 0 K: 0 S: 15 H: 4 LOB: 1 BB: 0 P: 25	R: 0 E: 0 K: 1 S: 8 H: 0 LOB: 0 BB: 0 P: 11	R: 1 E: 0 K: 0 S: 8 H: 2 LOB: 2 BB: 2 P: 18	R: 1 E: 0 K: 0 S: 12 H: 2 LOB: 3 BB: 2 P: 23	R: 0 E: 0 K: 2 S: 8 H: 0 LOB: 0 BB: 0 P: 9	R: 0 E: 0 K: 0 S: 7 H: 1 LOB: 0 BB: 0 P: 12	R: 0 E: 0 K: 1 S: 8 H: 0 LOB: 0 BB: 0 P: 12	R: 2 E: 0 K: 2 S: 17 H: 3 LOB: 3 BB: 2 P: 29	1B: 7 2B: 4 3B: 1 HR: 1 SF: 1 SAC: 0 DP: 2 HBP: 0						WP: 0 PB: 0 SB: 0 CS: 0 PA: 44	

PITCHER		IP	WLS	BF	H	R	ER	SO	BB	IBB	HBP	BLK	WP	HR	S	P	ERA	WHIP
26 Kyle Lohse, R ERA: 4.83	(1, 1)	3.1		19	7	4	4	1	2	0	0	0	0	1	38	65	10.80	2.700
53 Blake Hawksworth, R ERA: 2.45	(4, 1)	0.2		1	0	0	0	0	0	0	0	0	0	0	1	1	0.00	0.000
41 Mitchell Boggs, R ERA: 4.13	(5, 1)	2.0		10	2	1	1	2	2	0	0	0	0	0	20	32	4.50	2.000
36 Dennys Reyes, L ERA: 3.25	(7, 1)	1.1		4	1	0	0	1	0	0	0	0	0	0	10	15	0.00	0.750
30 Jason Motte, R ERA: 5.05	(8, 1)	0.2		2	0	0	0	0	0	0	0	0	0	0	5	9	0.00	0.000

PITCHER		IP	WLS	BF	H	R	ER	SO	BB	IBB	HBP	BLK	WP	HR	S	P	ERA	WHIP
31 Ryan Franklin, R ERA: 1.96	(9, 1)	1.0	L	8	3	2	2	2	1	1	0	0	0	0	17	29	18.00	4.000

AB	37
R	7
H	13
RBI	7
BB	6
SO	6
LOB	21

BOTTOM

Atlanta Braves @ St. Louis Cardinals

Busch Stadium, St. Louis, MO

Sat Sep 12 2009, 3:10 PM CDT
Att. 43,869 - Partly Cloudy - 81 F

livebaseballscorecards.com

Batter	1	2	3	4	5	6	7	8	9	AB	R	H	RBI	BB	SO	LOB
55 Skip Schumaker, L (1, 4) (8, 9) (9, 8) OBP: 0.353, SLG: 0.388	B SI 90 F SI 90 X SI 90 1-1 ① G4-3	C SI 92 X SI 91 0-1 ③ G6-3		F SI 92 F FC 87 X SI 92 0-2 ③ G3		I I I 4-0 13 FC4-6 IBB		C FF 94 X SL 82 0-1 FC4 13 G4-3 1-2 2-3		4	0	0	0	1	0	4
13 Brendan Ryan, R (1, 6) OBP: 0.336, SLG: 0.391	B SI 90 C SI 91 X SI 91 1-1 5 15 1B 1B	B FC 84 X SI 90 1-0 15 G5-4-3 1B			C SI 90 B SI 91 X SI 90 1-1 ① G5-3	S SI 92 S SL 80 D SI 94 X SI 93 1-2 ③ FC4-6 1-2f		S FF 94 X SL 81 0-1 ② G4-3 1-2 2-3 3-H		5	1	2	1	0	0	5
5 Albert Pujols, R (1, 3) OBP: 0.447, SLG: 0.689	C SI 91 1 SAFE X FS 82 0-1 15 1B 28 1B 1-2 1B	C CU 75 B SI 92 X FC 87 1-1 ① L8			F SI 91 B SI 92 F FC 87 B CU 76 B SI 93 X FC 87 3-2 ② G5-3		F SI 91 C SL 80 B SL 79 B SL 82 X SL 81 2-2 ① L6	I IN 64 I IN 66 I IN 71 I IN 71 4-0 IBB		4	1	1	0	1	0	1
15 Matt Holliday, R (1, 7) OBP: 0.394, SLG: 0.530	B SI 92 X FC 87 1-0 7 F8 28 1B 1-2 2-H 1B	1 SAFE X SI 91 0-0 ② ③ G5-4-3 1-2f			F CU 76 B FS 84 F SI 93 X SI 91 1-2 ③ P4		B SI 92 S SI 92 F SI 92 B SL 81 S SL 78 2-3 ② K	B FF 94 C SL 80 S FF 94 B FF 94 S SL 86 2-3 ③ K		5	0	1	1	0	2	4
28 Colby Rasmus, L (1, 8) 30 Jason Motte, R (8, 1) 31 Ryan Franklin, R (9, 1) 3 Khalil Greene, R (9, PH) OBP: 0.314, SLG: 0.422 OBP: 0.280, SLG: 0.360	X SI 92 0-0 1-2 2-H 1B			C SI 91 B FS 79 S FC 87 F FC 87 C SI 91 1-3 ① K		X FS 78 0-0 7 1B 2B	F SI 93 B SI 91 F SI 92 F SL 80 S SI 91 1-3 ③ K		C SI 94 S SI 94 F FF 94 S SL 85 0-3 ① K	4 0 0 1	1 0 0 0	2 0 0 0	1 0 0 0	0 0 0 1	2 0 0 0	0 0 0 0
7 Mark DeRosa, R (1, 5) OBP: 0.331, SLG: 0.442	S FS 82 B SI 92 F SI 92 X FC 87 1-2 ② F8 2-3			X FF 91 0-0 ② G1-3		X SI 90 0-0 4 S 24 1B 2-H 1B		C SL 75 B FF 92 B SL 80 B FF 90 B FF 91 4-1 4 S 47 WP 4 1B BB	C FF 93 S FF 93 B FF 95 B SI 93 B SI 93 X FF 95 3-2 ② P4	4	1	1	1	1	0	2
24 Rick Ankiel, L (1, 9) (8, 8) 47 Ryan Ludwick, R (8, PH) (9, 9) OBP: 0.287, SLG: 0.397 OBP: 0.335, SLG: 0.465	1 SAFE X SI 90 0-0 ③ G3			S FS 82 X FS 83 0-1 4 BB 22 2B 1B		1 SAFE 1 SAFE B FS 86 B FC 87 F SI 92 X SI 92 2-1 4 S 1-2 1B		F SL 76 B SL 83 F SL 80 S FF 93 1-3 ① K 1-2	F SL 84 X FF 93 0-1 ③ F9	3 2	1 0	2 0	0 0	0 1	0 1	2 1
4 Yadier Molina, R (1, 2) OBP: 0.363, SLG: 0.370		C SI 90 F SI 90 B FC 87 B SI 92 B SI 92 F FF 91 X SI 92 3-2 ① G6-3		1 SAFE B FS 84 B SI 89 C SI 92 B SI 92 B SI 91 4-1 22 2B 1-2 BB		S SI 90 S SL 79 B SI 92 B SI 92 F SL 81 F SI 92 S SL 81 2-3 ① K 1-2 2-3		C SL 78 B SL 80 X FF 94 1-1 55 E 12 E 13 G4-3 2-H 1B		3	1	1	1	1	1	2
26 Kyle Lohse, R (1, 1) 53 Blake Hawksworth, R (4, 1) 22 Joe Thurston, L (4, PH) 41 Mitchell Boggs, R (5, 1) 8 Troy Glaus, R (6, PH) 36 Dennys Reyes, R (7, 1) 12 Julio Lugo, R (8, 4) OBP: 0.265, SLG: 0.219 OBP: 0.319, SLG: 0.337 OBP: 0.071, SLG: 0.143 OBP: 0.222, SLG: 0.235 OBP: 0.360, SLG: 0.432		C SI 91 X FC 86 0-1 ② G3		B FS 81 B SI 92 X SI 92 2-0 1-3 2-H 2B		C SL 80 C SL 79 B SL 80 B SL 78 C SL 82 2-3 ② K		B FF 93 1 SAFE B FF 93 X FF 92 2-0 FC5 13 G4-3 55 E 1-2		1 0 1 0 1 0 1	0 0 0 0 0 0 0	0 0 1 0 0 0 0	0 0 1 0 0 0 0	0 0 0 0 1 0 0	0 0 0 0 0 0 0	0 0 0 0 2 0 1
Inning Stats	R: 2 E: 0 K: 0 S: 12 H: 4 LOB: 2 BB: 0 P: 16	R: 0 E: 0 K: 0 S: 8 H: 0 LOB: 0 BB: 0 P: 11	R: 0 E: 0 K: 0 S: 4 H: 1 LOB: 0 BB: 0 P: 6	R: 1 E: 0 K: 1 S: 12 H: 2 LOB: 2 BB: 1 P: 19	R: 0 E: 0 K: 0 S: 8 H: 0 LOB: 0 BB: 0 P: 13	R: 1 E: 0 K: 2 S: 15 H: 3 LOB: 3 BB: 1 P: 26	R: 0 E: 0 K: 2 S: 10 H: 0 LOB: 0 BB: 0 P: 15	R: 2 E: 2 K: 2 S: 14 H: 1 LOB: 3 BB: 2 P: 28	R: 0 E: 0 K: 1 S: 9 H: 0 LOB: 0 BB: 0 P: 12	1B: 9 2B: 2 3B: 0 HR: 0	SF: 0 SAC: 0 DP: 1 HBP: 0	WP: 1 PB: 0 SB: 3 CS: 0	PA: 43			

	AB	39
	R	6
	H	11
	RBI	6
	BB	4
	SO	8
	LOB	24

PITCHER		IP	WLS	BF	H	R	ER	SO	BB	IBB	HBP	BLK	WP	HR	S	P	ERA	WHIP
15 Tim Hudson, R ERA: 3.63	(1, 1)	5.0		25	10	4	4	1	1	0	0	0	0	0	48	71	7.20	2.200
58 Peter Moylan, R ERA: 2.94	(6, 1)	2.0	H	7	0	0	0	4	0	1	0	0	0	0	21	35	0.00	0.000
51 Michael Gonzalez, L ERA: 2.51	(8, 1)	1.0	W	8	1	2	1	2	1	1	0	0	1	0	14	28	9.00	2.000
Rafael Soriano, R ERA: 2.71	(9, 1)	1.0	S	3	0	0	0	1	0	0	0	0	0	0	9	12	0.00	0.000

PITCHER		IP	WLS	BF	H	R	ER	SO	BB	IBB	HBP	BLK	WP	HR	S	P	ERA	WHIP

Batter	1	2	3	4	5	6	7	8	9	AB	R	H	RBI	BB	SO	LOB
24 Nate McLouth, L (1, 8) OBP: 0.358, SLG: 0.462	X SI 88 0-0 ① F9		C SI 93 B SI 94 X SI 94 1-1 18 BB 14 1B 22 2B 1B	F FC 89 C SI 94 X CU 76 0-2 14 G6-4-3 1B		D CU 74 X SI 93 1-0 3-H 1B		C CU 76 T SI 88 D CH 81 X CH 81 1-2 2-3 1B		5	1	4	1	0	0	0
14 Martín Prado, R (1, 5) OBP: 0.342, SLG: 0.429	C SI 88 B SI 92 C SI 92 B FC 84 S FC 86 2-3 ② K		C SI 93 B CU 75 X SI 94 1-1 18 BB 22 2B 1-2 1B	C FC 88 B SI 94 S FC 88 D CU 75 B CU 73 X FC 88 3-2 ②③ G6-4-3 1-2f		C FC 86 X FC 86 0-1 ③ F8		C CU 77 X CU 76 0-1 ③ G5-3		5	1	1	0	0	1	4
18 Garret Anderson, L (1, 7) OBP: 0.311, SLG: 0.412 30 Reid Gorecki, R (7, 7) OBP: 0.240, SLG: 0.217	X SI 91 0-0 ③ L3		B CU 74 F FC 89 F FC 90 B CU 76 B CU 75 B CU 74 4-2 22 2B 19 1B 1-2 2-3 BB		B SI 91 B FC 86 X SI 92 2-0 ① P3		X SI 88 0-0 ① F9		C SI 88 F CU 80 C CU 78 0-3 ① K	3 1	1 0	0 0	0 0	1 1	0 0	0 0
22 Adam LaRoche, L (1, 3) OBP: 0.348, SLG: 0.489		C SI 90 B CU 71 X CU 71 1-1 ① G1-3	F FC 88 C SI 95 B SI 95 X 1-2 19 1B 1-3 2-H 3-H 2B		C SI 93 F CU 76 X FC 89 0-2 ② L3		B CU 78 S CU 78 F CU 78 C SI 88 1-3 ② K		C CU 76 F SI 88 F CU 77 X SI 89 0-2 HR	5	2	2	3	0	1	0
19 Yunel Escobar, R (1, 6) OBP: 0.379, SLG: 0.450		C FC 85 C CU 74 B CU 75 B CU 75 S CU 75 2-3 ② K2-3	X FC 90 0-0 2 2B 23 E 2-H 3-H 1B		C SI 93 B SI 94 B SI 94 B FC 88 B SI 94 4-1 BB		B CU 79 X SI 89 1-0 ③ F9		C SI 89 C CU 79 X CU 76 0-2 ② G6-3	4	1	1	2	1	1	0
2 Kelly Johnson, L (1, 4) OBP: 0.303, SLG: 0.392		C SI 93 B SI 94 X CH 87 1-1 1B	D CU 74 C SI 93 B SI 93 X SI 94 2-1 23 E 1-3 2B		C CU 73 C CU 73 D CU 75 B CU 74 S CU 75 2-3 ③ K			B SI 88 C SI 87 X CH 80 1-1 ① G4-3	C SI 88 C CU 76 B CU 77 B SI 88 X CH 80 2-2 ③ G6-3	5	1	2	0	0	1	1
23 Matt Diaz, R (1, 9) OBP: 0.394, SLG: 0.491		X FC 86 0-0 ③ L4	X SI 94 0-0 E2 2-H 3-H 1B			S SI 89 C CU 73 H CU 71 1-2 33 G5-3 8 G5-3 24 1B HBP		F SI 88 S CU 79 B CU 80 H SI 89 2-2 8 2B HBP		2	2	1	2	0	0	1
8 David Ross, R (1, 2) OBP: 0.364, SLG: 0.500			F FC 84 B CU 85 B SI 92 B SI 92 B SI 92 X SI 92 X SI 88 3-2 ① G4-3 C CU 75 X CU 74 0-1 ③ G5-3		X SI 91 0-0 ① G5-3 1-2		B SI 88 F SI 88 X CU 77 1-1 24 1B 1-H 2B		4	0	1	1	0	0	2
33 Javier Vazquez, R (1, 1) OBP: 0.231, SLG: 0.242			C SI 93 S SI 94 X CU 75 0-2 ② G1-3	B SI 91 B SI 91 C SI 91 C SI 92 B SI 92 F SI 92 X SI 93 3-2 ① G5-3		B SI 92 X SI 91 1-0 ② G5-3 2-3		F SI 87 C CU 76 X CU 76 0-2 ② G6-3		4	0	0	0	0	0	2
Inning Stats	R: 0 E: 0 K: 1 S: 5 H: 0 LOB: 0 BB: 0 P: 7	R: 0 E: 0 K: 1 S: 8 H: 1 LOB: 1 BB: 0 P: 12	R: 6 E: 1 K: 0 S: 22 H: 6 LOB: 1 BB: 1 P: 34	R: 0 E: 0 K: 0 S: 10 H: 1 LOB: 0 BB: 0 P: 16	R: 0 E: 0 K: 1 S: 8 H: 0 LOB: 1 BB: 1 P: 16	R: 1 E: 0 K: 0 S: 7 H: 1 LOB: 1 BB: 0 P: 10	R: 0 E: 0 K: 1 S: 5 H: 0 LOB: 0 BB: 0 P: 7	R: 1 E: 0 K: 0 S: 14 H: 2 LOB: 2 BB: 0 P: 19	R: 1 E: 0 K: 1 S: 13 H: 1 LOB: 0 BB: 0 P: 15	1B: 8 2B: 3 3B: 0 HR: 1 SF: 0 SAC: 0 DP: 1 HBP: 2						

TOP

Atlanta Braves @ St. Louis Cardinals

Busch Stadium, St. Louis, MO

Sun Sep 13 2009, 1:15 PM CDT
Att. 41,179 - Partly Cloudy - 79 F

livebaseballscorecards.com

AB	38
R	9
H	12
RBI	9
BB	2
SO	5
LOB	10

WP: 0 PB: 0 SB: 0 CS: 0 PA: 42

PITCHER		IP	WLS	BF	H	R	ER	SO	BB	IBB	HBP	BLK	WP	HR	S	P	ERA	WHIP
29 Chris Carpenter, R ERA: 2.45	(1, 1)	6.0	L	29	9	7	7	3	2	0	1	0	0	0	60	95	10.50	1.833
48 Brad Thompson, R ERA: 5.02	(7, 1)	3.0		13	3	2	2	2	0	0	1	0	0	1	32	41	6.00	1.000

PITCHER	IP	WLS	BF	H	R	ER	SO	BB	IBB	HBP	BLK	WP	HR	S	P	ERA	WHIP

Atlanta Braves @ St. Louis Cardinals

Busch Stadium, St. Louis, MO

Sun Sep 13 2009, 1:15 PM CDT

Att. 41,179 - Partly Cloudy - 79 F

BOTTOM

Batter	1	2	3	4	5	6	7	8	9	AB	R	H	RBI	BB	SO	LOB
55 Skip Schumaker, L (1, 4) OBP: 0.356, SLG: 0.391	X FF 90 0-0 1B		C SI 91 B CH 84 F FF 88 X SI 92 1-2 ③ P5			F SI 92 B CH 79 B SI 92 C FF 88 X SI 93 2-2 1B			B SI 90 F SI 89 C CU 76 F SL 77 F CH 77 X CH 80 1-2 5 1B 22 1B 15 1B 1B	4	1	3	0	0	0	0
13 Brendan Ryan, R (1, 6) OBP: 0.333, SLG: 0.388 22 Joe Thurston, L (9, PH) OBP: 0.322, SLG: 0.340	X SI 90 0-0 ① F9			B SI 91 B SI 92 C SI 92 F FF 92 X FF 94 2-2 ① G4-3		C SL 86 S SL 85 S CU 72 0-3 ③ K			X SI 93 0-0 5 1B 15 1B 1-2 1B	3 1	0 1	0 1	0 0	0 0	1 0	2 0
5 Albert Pujols, R (1, 3) OBP: 0.446, SLG: 0.685	C SI 92 B SI 92 F FF 92 B SI 93 1 SAFE S CU 74 2-3 ② K			B SL 88 X SL 87 1-0 ② F8			C CU 74 S CU 74 S SL 84 0-3 ① K		B SI 88 X SL 85 1-0 47 G6-4-3 15 1B 1-2 2-3 1B	4	0	1	0	0	2	1
15 Matt Holliday, R (1, 7) OBP: 0.393, SLG: 0.528	X 0-0 ③ P4			C SI 92 X SI 92 0-1 ③ G5-3			X SL 86 0-0 ② F9		B SI 90 S SL 79 S SL 86 X FF 94 1-2 47 G6-4-3 2-H 3-H 1B	4	0	1	2	0	0	1
47 Ryan Ludwick, R (1, 9) OBP: 0.333, SLG: 0.460		X FF 86 0-0 ① L9			S FF 90 B SI 93 X CH 78 1-1 ① P6		B FF 93 X CH 82 1-0 ③ G5-3		X SI 94 0-0 ① ② G6-4-3 1-2f 2-3	4	0	0	0	0	0	2
28 Colby Rasmus, L (1, 8) OBP: 0.311, SLG: 0.418		L FF 90 F SL 86 B FF 93 B FF 93 S CH 80 2-3 ② K			C FF 88 C CU 74 S CU 75 0-3 ② K2-3			F SL 85 B SL 84 F CH 80 B SI 91 S CU 76 2-3 ① K	X CU 78 0-0 ③ L3	4	0	0	0	0	3	1
7 Mark DeRosa, R (1, 5) OBP: 0.329, SLG: 0.439		F FF 92 F SI 93 X CU 72 0-2 ③ P4			S SL 86 X SI 91 0-1 ③ G5-3			X SI 92 0-0 ② G6-3		3	0	0	0	0	0	0
4 Yadier Molina, R (1, 2) OBP: 0.361, SLG: 0.369 21 Jason LaRue, R (7, 2) OBP: 0.294, SLG: 0.316			X SI 90 0-0 ① G6-3			C SI 91 F FF 87 B SL 88 S CU 69 1-3 ① K		B SI 91 F SI 91 B CU 79 S SL 84 B CU 73 F SI 92 X SI 91 3-2 E7 1B		2 1	0 0	0 1	0 0	0 0	1 0	0 0
29 Chris Carpenter, R (1, 1) OBP: 0.193, SLG: 0.167 3 Khalil Greene, R (6, PH) OBP: 0.279, SLG: 0.358 48 Brad Thompson, R (7, 1) OBP: 0.083, SLG: 0.083			B SI 86 C SI 86 B SI 91 X SI 89 2-1 ② P5			B FF 92 F SL 82 S SL 86 S CU 71 1-3 ② K		X SI 90 0-0 ③ G1-3		1 1 1	0 0 0	0 0 0	0 0 0	0 1 0	0 0 1	0 0 1
Inning Stats	R: 0 E: 0 K: 1 S: 6 H: 1 LOB: 1 BB: 0 P: 8	R: 0 E: 0 K: 1 S: 7 H: 0 LOB: 0 BB: 0 P: 9	R: 0 E: 0 K: 0 S: 6 H: 0 LOB: 0 BB: 0 P: 9	R: 0 E: 0 K: 0 S: 6 H: 0 LOB: 0 BB: 0 P: 9	R: 0 E: 0 K: 1 S: 7 H: 0 LOB: 0 BB: 0 P: 8	R: 0 E: 0 K: 3 S: 12 H: 1 LOB: 1 BB: 0 P: 16	R: 0 E: 0 K: 1 S: 5 H: 0 LOB: 0 BB: 0 P: 6	R: 0 E: 1 K: 1 S: 9 H: 1 LOB: 1 BB: 0 P: 14	R: 2 E: 0 K: 0 S: 12 H: 4 LOB: 1 BB: 0 P: 15	1B: 7 2B: 0 3B: 0 HR: 0 SF: 0 SAC: 0 DP: 1 HBP: 0						

PITCHER	IP	WLS	BF	H	R	ER	SO	BB	IBB	HBP	BLK	WP	HR	S	P	ERA	WHIP
33 Javier Vazquez, R (1, 1) ERA: 3.01	9.0	W	33	7	2	2	8	0	0	0	0	0	0	70	94	2.00	0.778

PITCHER	IP	WLS	BF	H	R	ER	SO	BB	IBB	HBP	BLK	WP	HR	S	P	ERA	WHIP

AB	33
R	2
H	7
RBI	2
BB	0
SO	8
LOB	8

WP: 0 PA: 33
PB: 0
SB: 0
CS: 0

livebaseballscorecards.com

Batter	1	2	3	4	5	6	7	8	9	AB	R	H	RBI	BB	SO	LOB
1 Luis Castillo, S (1, 4) OBP: 0.400, SLG: 0.359	C FF 91 B FF 90 L FF 93 X FF 92 1-2 ① G4-3		B FF 91 C CH 82 B FF 90 B FF 92 L FF 89 X FF 93 3-2 ② F7			B CH 83 C FF 91 B CH 83 B CH 83 B FF 91 4-1 5 S BB		B CH 85 B CH 85 C CH 87 X FF 89 2-1 19 FC3-6 1B		3	0	1	0	1	0	0
19 Cory Sullivan, L (1, 7) OBP: 0.343, SLG: 0.403	C FF 91 B FF 93 B SL 82 F FF 93 S CU 76 2-3 ② K		X FF 91 0-0 ③ G3-1			C SL 84 X FF 92 0-1 ② F9		C FF 91 X SL 77 0-1 ② FC3-6 5 BB 1-2f		4	0	0	0	0	1	2
5 David Wright, R (1, 5) OBP: 0.398, SLG: 0.457	B FF 94 S FF 94 F FF 94 F FF 94 S FF 87 1-3 ③ K			X FF 90 0-0 ① G6-3		C SL 85 B CU 76 F FF 94 C CU 76 1-3 ③ K 1-2		C SL 73 B FF 90 S SL 80 D FF 92 B SL 82 B SL 81 4-2 1-2 BB		3	0	0	0	1	2	1
15 Carlos Beltrán, S (1, 8) OBP: 0.417, SLG: 0.521		B FF 89 S SL 82 B FF 91 C FF 90 X CU 74 2-2 ① G4-3		B FF 88 B FF 89 C FF 91 B SL 84 F CH 83 B FF 94 4-2 28 G4-6-3 BB			X CU 75 0-0 ① G4-3	B SL 76 S SL 78 X SL 81 1-1 ③ P4		3	0	0	0	1	0	2
28 Daniel Murphy, L (1, 3) OBP: 0.310, SLG: 0.406		C FF 90 B FF 90 X SL 83 1-1 2B		1 SAFE B FF 91 C CU 74 X FF 90 1-1 ② ③ G4-6-3 1-2f			C FF 91 B FF 92 B SL 86 X FF 92 2-1 30 1B 1B		X FF 90 0-0 ① G4-3	4	0	2	0	0	0	1
12 Jeff Francoeur, R (1, 9) OBP: 0.303, SLG: 0.405		F CU 75 B FF 93 S SL 84 S FF 94 1-3 ② K			S FF 88 X CU 74 0-1 ① P4		B CH 86 C SL 84 X CU 75 1-1 ② F8		X SI 90 0-0 ② F9	4	0	0	0	0	1	2
30 Josh Thole, L (1, 2) OBP: 0.417, SLG: 0.455		B FF 91 B SL 82 B FF 92 B FF 91 4-0 BB			B FF 88 C FF 90 B FF 91 F CH 86 S CU 76 2-3 ② K2-3		X FF 91 0-0 1-2 1B		B FF 90 B FF 91 C FF 91 X FF 91 2-1 ③ G6-3	3	0	1	0	1	1	0
11 Anderson Hernandez, S (1, 6) OBP: 0.310, SLG: 0.328		C FF 92 B CU 75 F FF 93 S SL 85 1-3 ③ K			F FF 90 X FF 92 0-1 ③ G4-3		B SL 84 B SL 84 C FF 92 B FF 93 F FF 92 X FF 94 3-2 ③ G6-3			3	0	0	0	0	1	4
48 Pat Misch, R (1, 1) 16 Ángel Pagán, S (6, PH) OBP: 0.344, SLG: 0.491 64 Elmer Dessens, R (6, 1) 36 Ken Takahashi, L (7, 1) 6 Nick Evans, R (8, PH) OBP: 0.269, SLG: 0.349 43 Brian Stokes, R (8, 1)			C FF 86 T FF 90 F SL 82 F FF 92 C SL 82 0-3 ① K			B FF 89 C FF 90 S SL 84 C CU 76 1-3 ① K		B FF 88 B CH 87 C CH 86 B FF 88 X CH 87 3-1 ① P3		1 1 0 0 1 0	0 0 0 0 0 0	0 0 0 0 0 0	0 0 0 0 0 0	1 1 0 0 0 0	0 0 0 0 0 0	0 0 0 0 0 0
Inning Stats	R: 0 E: 0 K: 2 S: 10 H: 0 LOB: 0 BB: 0 P: 14	R: 0 E: 0 K: 2 S: 11 H: 1 LOB: 2 BB: 1 P: 20	R: 0 E: 0 K: 1 S: 9 H: 0 LOB: 0 BB: 0 P: 12	R: 0 E: 0 K: 0 S: 5 H: 0 LOB: 0 BB: 1 P: 10	R: 0 E: 0 K: 1 S: 7 H: 0 LOB: 0 BB: 0 P: 9	R: 0 E: 0 K: 2 S: 9 H: 0 LOB: 1 BB: 1 P: 15	R: 0 E: 0 K: 0 S: 9 H: 2 LOB: 2 BB: 0 P: 15	R: 0 E: 0 K: 0 S: 10 H: 1 LOB: 2 BB: 1 P: 20	R: 0 E: 0 K: 0 S: 4 H: 0 LOB: 0 BB: 0 P: 6	1B: 3 2B: 1 3B: 0 HR: 0	SF: 0 SAC: 0 DP: 1 HBP: 0			WP: 0 PB: 0 SB: 1 CS: 0	PA: 34	

PITCHER		IP	WLS	BF	H	R	ER	SO	BB	IBB	HBP	BLK	WP	HR	S	P	ERA	WHIP
48 Tommy Hanson, R ERA: 2.65	(1, 1)	7.0	W	26	3	0	0	8	3	0	0	0	0	0	60	95	0.00	0.857
51 Michael Gonzalez, L ERA: 2.48	(8, 1)	1.0		5	1	0	0	0	1	0	0	0	0	0	10	20	0.00	2.000
34 Eric O'Flaherty, L ERA: 3.14	(9, 1)	1.0		3	0	0	0	0	0	0	0	0	0	0	4	6	0.00	0.000

PITCHER	IP	WLS	BF	H	R	ER	SO	BB	IBB	HBP	BLK	WP	HR	S	P	ERA	WHIP

TOP

New York Mets @ Atlanta Braves

Turner Field, Atlanta, GA

Tue Sep 15 2009, 7:00 PM EDT

Att. 25,094 - Overcast - 72 F

livebaseballscorecards.com

AB	30
R	0
H	4
RBI	0
BB	4
SO	8
LOB	12

New York Mets @ Atlanta Braves

Turner Field, Atlanta, GA

Tue Sep 15 2009, 7:00 PM EDT

Att. 25,094 - Overcast - 72 F

BOTTOM

Batter	1	2	3	4	5	6	7	8	9	AB	R	H	RBI	BB	SO	LOB
24 Nate McLouth, L (1, 8) OBP: 0.359, SLG: 0.463	F SI 84 X SI 86 0-1 ① G6-3	C FF 85 X CU 75 0-1 ③ P4		B SI 86 B SI 87 F FF 86 F FF 87 F FF 86 B SI 89 F FF 87 X FF 89 3-2 14 CS 2-H 3-H 1B		B SI 88 B SI 88 C CH 82 B CH 82 X SI 88 3-1 ② F8 2-3		B FF 96 B CH 82 S CH 82 F FF 95 X FF 96 2-2 3-H 2B		5	0	2	3	0	0	2
14 Martin Prado, R (1, 5) OBP: 0.338, SLG: 0.424	B SI 85 F SI 86 X FF 84 1-1 ② P5		C CH 82 B SI 86 X CH 80 1-1 ① F8	1 SAFE C FF 82 F CH 80 X FF 84 0-2 ②③ F9 1-2		X FF 89 0-0 ③ F9		X SI 95 0-0 ③ G6-3		5	0	0	0	0	0	3
23 Matt Diaz, R (1, 9) (8, 7) OBP: 0.395, SLG: 0.489	X SI 86 0-0 16 1B 1B		F SI 84 H FF 85 1-1 HBP		F CH 79 X FF 82 0-1 ① G6-3		C SL 84 B CH 84 X SI 89 1-1 ① G1-3			3	0	1	0	0	0	0
16 Brian McCann, L (1, 2) OBP: 0.344, SLG: 0.488	B FF 83 C FF 85 C CU 76 B FF 85 B SI 88 X FF 87 3-2 1-3 1B		B SI 86 C SI 87 F SI 88 X SI 88 1-2 ② F7		B FF 84 X FF 84 1-0 ② F9		F SI 89 X CH 82 0-1 ② F8			4	0	1	0	0	0	1
19 Yunel Escobar, R (1, 6) OBP: 0.380, SLG: 0.449	X FF 86 0-0 ③ G3		X SI 86 0-0 ③ G4-3		B FF 84 B FF 83 B SI 84 C FF 84 B SI 87 4-1 BB		B SI 90 X SI 90 1-0 1B			3	0	1	0	1	0	3
18 Garret Anderson, L (1, 7) OBP: 0.310, SLG: 0.413 51 Michael Gonzalez, R (8, 1) 34 Eric O'Flaherty, L (9, 1)		C SI 85 F SI 86 F SI 87 X CU 76 0-2 ① L9		F CU 72 F SI 85 B FF 86 B FF 85 X FF 86 2-2 22 2B 2B	S FF 83 F SI 82 B SI 86 X CH 82 1-2 ③ F9		X FF 85 0-0 ③ G3			4 0 0	1 0 0	1 0 0	0 0 0	0 0 0	0 0 0	2 0 0
22 Adam LaRoche, L (1, 3) OBP: 0.353, SLG: 0.509		B CU 74 C CU 74 B CU 76 B SI 87 X FF 84 3-1 HR		X SI 86 0-0 4 1B 24 1B 2-H 2B		T SI 89 X FF 89 0-1 HR		B FF 95 X CH 80 1-0 25 F8 24 2B 2B		4	4	4	3	0	0	0
4 Omar Infante, R (1, 4) OBP: 0.367, SLG: 0.386		B CH 79 S FF 84 B FF 85 B CH 80 X FF 86 3-1 48 SH1-4 1B		B CU 73 B CU 74 C SI 85 X SI 87 2-1 48 SH3-4 24 1B 2-3 1B		B SI 90 B SL 85 B FF 88 C SI 87 X SI 89 3-1 24 F8 48 SH1-4 1B		C SI 95 C CU 81 F SI 95 B CU 84 S SI 97 1-3 ① K		4	1	3	0	0	1	1
48 Tommy Hanson, R (1, 1) OBP: 0.063, SLG: 0.063 25 Ryan Church, L (8, 9) OBP: 0.339, SLG: 0.389		L SI 84 B SI 86 L SI 86 1 SAFE X FF 85 1-2 ② SH1-4 1-2		M SI 84 X FF 85 0-1 ① SH3-4 1-2		X FF 86 0-0 ① SH1-4 1-2		S CH 82 S CH 84 B FF 96 X CH 84 1-2 ② F8 2-3		0 1	0 0	0 0	0 0	0 0	0 0	0 1
Inning Stats	R: 0 E: 0 K: 0 S: 9 H: 2 LOB: 2 BB: 0 P: 13	R: 1 E: 0 K: 0 S: 13 H: 2 LOB: 1 BB: 0 P: 20	R: 0 E: 0 K: 0 S: 7 H: 0 LOB: 1 BB: 0 P: 10	R: 3 E: 0 K: 0 S: 16 H: 4 LOB: 0 BB: 0 P: 23	R: 0 E: 0 K: 0 S: 7 H: 0 LOB: 1 BB: 1 P: 13	R: 1 E: 0 K: 0 S: 8 H: 2 LOB: 1 BB: 0 P: 14	R: 0 E: 0 K: 0 S: 6 H: 1 LOB: 1 BB: 0 P: 8	R: 1 E: 0 K: 1 S: 12 H: 2 LOB: 1 BB: 0 P: 17		1B: 7 2B: 4 3B: 0 HR: 2		SF: 0 SAC: 3 DP: 0 HBP: 1		WP: 0 PB: 0 SB: 0 CS: 1	PA: 38	

livebaseballscorecards.com

AB	33
R	6
H	13
RBI	6
BB	1
SO	1
LOB	13

PITCHER		IP	WLS	BF	H	R	ER	SO	BB	IBB	HBP	BLK	WP	HR	S	P	ERA	WHIP
48 Pat Misch, L ERA: 4.21	(1, 1)	5.0	L	24	8	4	4	0	1	0	1	0	0	1	52	79	7.20	1.800
64 Elmer Dessens, R ERA: 3.1	(6, 1)	1.2		8	3	1	1	0	0	0	0	0	0	1	13	21	5.40	1.800
36 Ken Takahashi, L ERA: 2.88	(7, 1)	0.1		1	0	0	0	0	0	0	0	0	0	0	1	1	0.00	0.000
43 Brian Stokes, R ERA: 4.04	(8, 1)	1.0		5	2	1	1	1	0	0	0	0	0	0	12	17	9.00	2.000

PITCHER	IP	WLS	BF	H	R	ER	SO	BB	IBB	HBP	BLK	WP	HR	S	P	ERA	WHIP

Batter	1	2	3	4	5	6	7	8	9	AB	R	H	RBI	BB	SO	LOB
1 Luis Castillo, S (1, 4) OBP: 0.400, SLG: 0.357	C SI 87 B SI 89 B SL 82 F SI 89 C SI 89 2-3 K	C SI 88 B SI 88 F FC 87 B SI 89 F SI 88 B CH 84 B FC 87 4-2 30 1B 5 1B BB	C SI 91 D CU 80 B CH 82 X SI 90 2-1 G1-3		F SI 92 X FO 85 0-1 1-2 2-3 1B			B CH 83 C CH 84 X SL 72 1-1 L6	X SI 90 0-0 G6-3 1-2f	5	1	1	0	1	1	3
30 Josh Thole, L (1, 2) OBP: 0.429, SLG: 0.462 9 Omir Santos, R (8, PH) OBP: 0.297, SLG: 0.398 (8, 2)	C SI 89 B SI 88 B SI 89 X SI 88 2-1 15 1B 1B	B SI 88 X SI 88 1-0 5 1B 1-3 2-H 3-H 1B		B CU 76 X SI 89 1-0 G4-3	C FC 89 X FO 85 0-1 G4-3			B SL 71 C SL 73 B FF 88 X SL 78 2-1 HR		4 1	0 1	2 1	2 1	0 0	0 0	3 0
5 David Wright, R (1, 5) OBP: 0.400, SLG: 0.459	B SI 89 S SI 89 F SI 89 F SI 89 X SL 83 1-2 P4	B SI 88 B SI 88 X SI 89 2-0 2-3 3-H 1B		B FF 90 C CU 78 C SI 91 B FF 90 X CH 80 2-2 P3		C CU 69 B SI 86 F FO 86 B FF 91 B FF 91 F FF 90 X FF 90 3-2 15 G1-6-3 1B		B FF 93 B FF 93 X FF 92 2-0 15 2B 1B		5	0	3	1	0	0	1
15 Carlos Beltrán, S (1, 8) OBP: 0.420, SLG: 0.525	1 SAFE B SI 89 1 SAFE B SI 88 X SL 81 2-0 1-2 1B	I IN 83 I IN 81 I IN 82 I IN 82 4-0 IBB		B CH 81 B CU 78 B SI 90 C SI 90 X SI 90 3-1 F7		B FO 86 F SI 92 1 SAFE B FO 87 X SI 91 2-1 G1-6-3 1-2f		1 SAFE X SL 78 0-0 1-3 2B		4	0	2	0	1	0	1
28 Daniel Murphy, L (1, 3) OBP: 0.309, SLG: 0.403	C SI 89 X SI 89 0-1 G6-3	C SI 89 X SI 89 0-1 G4-3			X FF 90 0-0 P2	B CU 71 C SI 91 B FC 88 S FO 85 B FC 87 F FF 88 F FF 92 X FF 91 3-2 F9		I IN 68 I IN 72 I IN 74 I IN 74 4-0 IBB		4	0	0	0	1	0	5
12 Jeff Francoeur, R (1, 9) OBP: 0.306, SLG: 0.409		X SI 89 0-0 39 SH1-4 30 1B 18 CI 1B	C FF 91 X FF 92 0-1 39 SH2-4 4 1B 1B		C FC 87 B CU 70 C FC 87 B FC 86 X FC 86 2-2 18 1B 2B		F SL 78 S SL 79 S SL 80 0-3 K	F FF 93 F SI 92 B SL 82 F SL 82 S FF 95 1-3 K		5	2	3	0	0	2	3
18 Jeremy Reed, L (1, 7) OBP: 0.299, SLG: 0.320 25 Pedro Feliciano, L (7, 1) 50 Sean Green, R (7, 1) 10 Gary Sheffield, R (8, PH) OBP: 0.270, SLG: 0.455 43 Brian Stokes, R (8, 1) 75 Francisco Rodríguez, R (8, 1)		1 SAFE C SI 88 F SI 88 0-2 CI 39 SH1-4 30 1B 1-2	B SI 90 X CH 81 1-0 P4		X FF 91 0-0 1 1B 4 1B 2-H 1B		S SI 91 F SI 91 B CH 81 B SI 91 F SI 92 X SI 91 2-2 G4-3	C SL 81 X FF 95 0-1 L9		3 0 0 0 1 0 0	1 0 0 0 0 0 0	1 0 0 0 0 0 0	1 0 0 0 0 0 0	0 0 0 0 3 0 0	1 0 0 0 0 0 0
4 Wilson Valdez, R (1, 6) OBP: 0.313, SLG: 0.283 16 Ángel Pagán, S (7, PH) OBP: 0.345, SLG: 0.491 (7, 7)		C SI 88 S SI 88 S SI 89 0-3 K	1 SAFE F SI 91 1 SAFE S CU 77 X CU 78 0-2 39 SH2-4 1-2 1B		1 SAFE 1 SAFE X FO 84 0-0 1 1B 1-2 1B		B SI 92 F SI 92 B SI 91 X SI 91 2-1 1B		X SI 90 0-0 G6-3	3 2	0 0	2 1	0 0	0 0	1 0	2 0
39 Bobby Parnell, R (1, 1) OBP: 0.125, SLG: 0.125 36 Ken Takahashi, L (4, 1) 19 Cory Sullivan, L (5, PH) OBP: 0.341, SLG: 0.400 35 Lance Broadway, R (5, 1) 17 Fernando Tatis, R (7, PH) OBP: 0.330, SLG: 0.425 11 Anderson Hernandez, S (7, 6) OBP: 0.312, SLG: 0.328		B SI 89 X SI 89 1-0 SH1-4 1-2 2-3	B SI 90 C SI 90 X FF 92 1-1 SH2-4 1-2 2-3		F SI 91 B FO 85 X FC 88 1-1 F7		X SI 89 0-0 L7		C SI 91 C CH 85 B CH 86 B FF 92 F SI 91 B FF 91 B FF 90 4-2 1 G6-3 BB	0 0 1 0 1 0 0	0 0 0 0 0 0 0	0 0 0 0 0 0 0	0 0 0 0 0 0 1	0 0 0 0 1 0 0	0 0 0 0 0 0 0	0 0 0 0 2 0 0
Inning Stats	R: 0 E: 0 K: 1 S: 12 H: 2 LOB: 2 BB: 0 P: 19	R: 3 E: 1 K: 1 S: 14 H: 3 LOB: 3 BB: 2 P: 26	R: 0 E: 0 K: 0 S: 10 H: 2 LOB: 2 BB: 0 P: 14	R: 0 E: 0 K: 0 S: 6 H: 0 LOB: 0 BB: 0 P: 12	R: 1 E: 0 K: 0 S: 12 H: 4 LOB: 3 BB: 0 P: 15	R: 0 E: 0 K: 0 S: 11 H: 1 LOB: 0 BB: 0 P: 19	R: 0 E: 0 K: 1 S: 10 H: 1 LOB: 1 BB: 0 P: 14	R: 1 E: 0 K: 1 S: 12 H: 3 LOB: 3 BB: 1 P: 22	R: 0 E: 0 K: 0 S: 5 H: 0 LOB: 0 BB: 1 P: 9	1B: 13 2B: 2 3B: 0 HR: 1	SF: 0 SAC: 2 DP: 2 HBP: 0			WP: 0 PB: 0 SB: 0 CS: 0	PA: 46		

TOP

New York Mets @ Atlanta Braves

Turner Field, Atlanta, GA

Wed Sep 16 2009, 7:00 PM EDT

Att. 17,988 - Cloudy - 71 F

livebaseballscorecards.com

AB	39
R	5
H	16
RBI	5
BB	4
SO	4
LOB	25

PITCHER		IP	WLS	BF	H	R	ER	SO	BB	IBB	HBP	BLK	WP	HR	S	P	ERA	WHIP
32 Derek Lowe, R ERA: 4.53	(1, 1)	2.0		14	5	3	2	2	1	1	0	0	0	0	26	45	9.00	3.000
54 Kris Medlen, R ERA: 4.53	(3, 1)	2.0		8	2	0	0	0	0	0	0	0	0	0	16	26	0.00	1.000
11 Kenshin Kawakami, R ERA: 4.02	(5, 1)	2.0	B	10	5	1	1	0	0	0	0	0	0	0	23	34	4.50	2.500
58 Peter Moylan, R ERA: 2.89	(7, 1)	1.0		4	1	0	0	1	0	0	0	0	0	0	10	14	0.00	1.000
51 Michael Gonzalez, L ERA: 2.6	(8, 1)	0.1		2	1	1	1	0	0	0	0	0	0	1	4	7	27.00	3.000

PITCHER		IP	WLS	BF	H	R	ER	SO	BB	IBB	HBP	BLK	WP	HR	S	P	ERA	WHIP
46 Manny Acosta, R ERA: 4.24	(8, 1)	0.2		5	2	0	0	1	0	1	0	0	0	0	8	15	0.00	3.000
34 Eric O'Flaherty, L ERA: 3.08	(9, 1)	1.0	W	3	0	0	0	0	1	0	0	0	0	0	5	9	0.00	1.000

Batter	1	2	3	4	5	6	7	8	9	AB	R	H	RBI	BB	SO	LOB
24 Nate McLouth, L (1, 8) OBP: 0.361, SLG: 0.462	C FS 89 B FF 90 S FS 85 B FS 84 B FF 93 X FF 92 3-2 F8 ①	B FF 94 B FF 94 F FF 95 C SL 85 F FF 94 B FF 93 F FF 95 T SL 86 3-2 K ③		B FF 94 B FF 94 B FF 93 C FF 93 B FF 94 4-1 14 2B 18 PB BB		X CH 77 0-0 1B		B CH 82 C CH 81 B CH 81 C FF 96 B FF 96 F FF 96 B FF 95 4-2 BB		3	1	1	0	2	1	1
14 Martín Prado, R (1, 5) OBP: 0.341, SLG: 0.431	B FF 91 S FF 91 F FF 91 B FF 93 X FF 94 2-2 18 BB 1B		C FF 91 X FF 93 0-1 16 2B 2B	1 SAFE X FF 93 0-0 18 PB 1-3 2B		1 SAFE 1 SAFE D SL 83 B SI 85 1 SAFE C SL 84 C SI 87 X SL 84 2-2 ③ G5-3		S FF 92 S FF 93 B FF 93 F FF 92 S CU 80 1-3 ③ K		5	1	3	0	0	1	2
18 Garret Anderson, L (1, 7) OBP: 0.313, SLG: 0.415 30 Reid Gorecki, R (9, PR) OBP: 0.240, SLG: 0.217	B FF 93 B FS 87 B FS 88 B FF 92 4-0 19 FC5-4 1-2 BB		X FF 94 0-0 G1-3 ①	B SL 78 F FF 87 B SL 80 F SL 78 F SL 76 X FF 88 2-2 F8 ② 2-3 3-H			C SI 88 B SI 87 B SI 88 B SI 88 B SI 89 4-1 4 WP 16 SH5-3 BB		B FF 94 B CU 80 C FF 93 F FF 92 X FF 94 2-2 19 SH1-4 4 SF8 2B	3 0	0 1	1 0	0 0	2 0	0 0	2 0
16 Brian McCann, L (1, 2) OBP: 0.345, SLG: 0.490 8 David Ross, R (9, PR) OBP: 0.364, SLG: 0.500	C FF 93 B FS 86 F FF 94 F FF 95 S KC 84 1-3 K ②		B FS 88 X FF 94 1-0 4 1B 2-H 2B	S SL 78 B SL 78 F SL 77 S SL 79 1-3 K ③			X CU 78 0-0 SH5-3 ① 1-2		B FF 92 C CU 79 F CH 82 B CU 81 F CH 87 F FF 94 H FF 93 3-2 19 SH1-4 25 E HBP	3 0	1 1	1 0	1 0	0 0	2 0	3 0
19 Yunel Escobar, R (1, 6) OBP: 0.379, SLG: 0.447	D FF 93 F FF 94 X KC 84 1-1 FC5-4 ③ 1-2f		S KC 84 B FF 94 S FF 94 B FF 94 S KC 84 2-3 K ②		F SI 86 X SL 84 0-1 G6-3 ①		I IN 64 I IN 64 I IN 63 I IN 65 4-0 4 WP IBB		B FF 92 X FF 92 1-0 SH1-4 ① 1-2 2-3	3	0	0	0	1	1	3
22 Adam LaRoche, L (1, 3) OBP: 0.354, SLG: 0.506		B FF 92 X FS 87 1-0 G3 ① B FF 92 B FF 95 B FF 94 4-0 4 1B BB			F SI 86 F SI 88 B SL 84 B SI 87 X CH 76 2-2 F8 ②		C SI 88 C SI 89 S SI 89 0-3 K ②		I IN 73 I IN 70 I IN 64 I IN 66 4-0 25 E IBB	3	0	0	0	2	1	2
4 Omar Infante, R (1, 4) OBP: 0.368, SLG: 0.394		C FF 92 B FF 92 B KC 83 X FF 93 2-1 25 1B 2B C FF 95 B FF 95 B SL 86 S FF 97 X FF 98 2-2 1-2 2-H 1B			C SL 85 X SL 85 0-1 G1-3 ③		C FF 83 S SI 84 B FF 85 F SI 85 X CU 75 1-2 G1-3 ③ 1-2 2-3		B CU 80 X CU 80 1-0 SF8 ② 3-H	4	1	2	2	0	0	2
25 Ryan Church, L (1, 9) OBP: 0.337, SLG: 0.386		B FF 92 X FS 88 1-0 2-H 1B B FF 94 F FF 95 B FF 92 S FF 94 B SL 85 F FF 94 T FF 94 3-2 K ③				B SI 86 F CH 76 B SI 88 F CH 76 B SI 88 F CH 77 S CH 76 3-3 K ①		B FF 94 B CH 78 X FF 94 2-0 G5-3 ①	C CU 80 S CH 88 B FF 93 F FF 93 X CH 87 1-2 E3 1-2 2-H	5	0	1	1	0	2	3
32 Derek Lowe, R (1, 1) SP: 3-SB-1CS-1 PB 20 Greg Norton, S (2, PH) SP: 1-SB-1CS-1 LOST 54 Kris Medlen, S (3, 1) 2 Kelly Johnson, L (4, PH) SP: 0-SB-1CS-1 LOST 11 Kensh Kawakami, R (5, 1) 7 Brooks Conrad, S (6, PH) SP: 0-SB-1CS-1 LOST 58 Peter Moylan, R (7, 1) 51 Michael Gonzalez, R (8, 1) 46 Manny Acosta, R (8, 1) 10 Chipper Jones, S (8, PH) SP: 0-SB-1CS-1 LOST 34 Eric O'Flaherty, L (9, 1)		C FF 94 S FF 95 F FF 93 F FF 94 X FS 88 0-2 L8 ②		B FS 86 B FF 92 B FF 92 C FF 92 C FF 93 F FF 93 X FF 95 3-2 G4-3 ①		B SI 88 C CH 77 B CH 76 X SI 89 2-1 F7 ②		C FF 95 B CH 82 F FF 96 B CH 84 F CU 83 S FF 96 2-3 K ②		0 1 0 1 0 1 0 0 0 0 0 1	0 0 0 0 0 0 0 0 0 0 0 0	0 0 0 0 0 0 0 0 0 0 0 0	0 0 0 0 0 0 0 0 0 0 0 0	0 0 0 0 0 0 0 0 0 0 1 0	0 0 0 0 0 0 0 0 0 0 0 0	0 1 0 0 0 0 0 0 0 0 0 0
Inning Stats	R: 0 E: 0 K: 1 S: 12 H: 1 LOB: 2 BB: 1 P: 23	R: 1 E: 0 K: 1 S: 14 H: 2 LOB: 1 BB: 0 P: 21	R: 2 E: 0 K: 2 S: 14 H: 3 LOB: 2 BB: 1 P: 26	R: 1 E: 0 K: 1 S: 13 H: 1 LOB: 1 BB: 1 P: 23	R: 0 E: 0 K: 0 S: 7 H: 0 LOB: 0 BB: 0 P: 9	R: 0 E: 0 K: 1 S: 10 H: 1 LOB: 1 BB: 0 P: 17	R: 0 E: 0 K: 1 S: 9 H: 0 LOB: 2 BB: 2 P: 18	R: 0 E: 0 K: 2 S: 12 H: 0 LOB: 1 BB: 1 P: 21	R: 2 E: 1 K: 0 S: 13 H: 1 LOB: 2 BB: 1 P: 25	1B: 4 2B: 5 3B: 0 HR: 0 SF: 1 SAC: 2 DP: 0 HBP: 1						

BOTTOM

New York Mets @ Atlanta Braves

Turner Field, Atlanta, GA

Wed Sep 16 2009, 7:00 PM EDT

Att. 17,988 - Cloudy - 71 F

livebaseballscorecards.com

AB	33
R	6
H	9
RBI	4
BB	7
SO	9
LOB	19

WP: 1 PA: 44
PB: 1
SB: 0
CS: 0

PITCHER		IP	WLS	BF	H	R	ER	SO	BB	IBB	HBP	BLK	WP	HR	S	P	ERA	WHIP
39 Bobby Parnell, R ERA: 5.6	(1, 1)	3.1		20	7	4	3	4	3	0	0	0	0	0	46	83	8.10	3.000
36 Ken Takahashi, L ERA: 2.81	(4, 1)	0.2		2	0	0	0	1	0	0	0	0	0	0	7	10	0.00	0.000
35 Lance Broadway, R ERA: 5.46	(5, 1)	2.0		7	1	0	0	1	0	0	0	0	0	0	17	26	0.00	0.500
25 Pedro Feliciano, L ERA: 3.21	(7, 1)	0.2		4	0	0	0	1	1	1	0	0	0	0	5	13	0.00	1.500
50 Sean Green, R ERA: 4.88	(7, 1)	0.1		1	0	0	0	0	0	0	0	0	1	0	4	5	0.00	0.000

PITCHER		IP	WLS	BF	H	R	ER	SO	BB	IBB	HBP	BLK	WP	HR	S	P	ERA	WHIP
43 Brian Stokes, R ERA: 4.0	(8, 1)	0.2	H	3	0	0	0	1	1	0	1	1	0	0	8	16	0.00	1.500
75 Francisco Rodríguez, R ERA: 3.13	(8, 1)	1.0	L	7	1	2	1	1	0	1	1	0	0	0	17	30	9.00	1.000

Batter	1	2	3	4	5	6	7	8	9	AB	R	H	RBI	BB	SO	LOB
16 Ángel Pagán, S (1, 8) OBP: 0.342, SLG: 0.493	B FF 89 B FF 89 C FF 88 F FF 89 S CH 82 2-3 ① **K**		B CH 82 B FF 89 X FF 89 2-0 ① F8	X SL 82 0-0 ③ F9			B CH 80 C FF 87 F FF 90 B SL 77 X CH 81 2-2 ① G4-3		F SI 94 S SI 94 B SI 94 F SL 83 X SI 94 1-2 3B	5	0	1	0	0	1	2
1 Luis Castillo, S (1, 4) OBP: 0.396, SLG: 0.353	C FF 89 F FF 90 S FF 90 0-3 ② **K**		C SL 82 B CH 83 F FF 90 X FF 92 1-2 ② G6-3		C FF 89 C CH 81 X FF 91 0-2 ① L5		C FF 88 C FF 89 X CH 80 0-2 ② G1-3		F SI 95 C SI 96 B SI 95 B SL 85 X SI 95 2-2 ③ G4-3	5	0	0	0	0	1	1
5 David Wright, R (1, 5) OBP: 0.400, SLG: 0.458	F FF 92 B FF 92 X FF 90 1-1 28 1B **1B**		B FF 92 X SI 92 1-0 ③ G5-3		B CH 83 S SL 81 C CH 83 B FF 93 B FF 90 B FF 92 4-2 12 S **BB**		X SL 80 0-0 ③ F7			3	0	1	0	1	0	0
28 Daniel Murphy, L (1, 3) OBP: 0.312, SLG: 0.414	1 SAFE B FF 89 X CH 81 1-0 12 FC6-4 **1-2** **1B**			X FF 88 0-0 12 E 17 1B **2B**	C FF 89 1 SAFE X FF 92 0-1 ② F8			C FF 89 F SI 90 B SL 86 X SL 83 1-2 **HR**		4	2	3	1	0	0	1
12 Jeff Francoeur, R (1, 9) OBP: 0.305, SLG: 0.408	F FF 90 B FF 93 X FF 91 1-1 ③ FC6-4 **1-2f**			B FF 88 C CH 82 B FF 93 F CH 83 F FF 90 B FF 92 F CH 83 X FF 93 3-2 E9 17 1B **2-3**	1 SAFE C FF 92 S SL 81 S FF 92 0-3 ③ K **1-2**			F CH 82 F CH 85 B SL 86 X SI 92 1-2 30 G6-3 **1B**		4	1	1	0	0	1	4
30 Josh Thole, L (1, 2) OBP: 0.375, SLG: 0.400		B FF 89 C FF 88 B FF 90 X CH 83 2-1 ① F7	B FF 89 B CH 82 C CH 82 X FF 91 2-1 ① G1-3			B SL 80 F SI 88 B CH 80 F FF 89 X FF 90 2-2 ① G6-3		B FF 90 X FF 90 1-0 ①② G6-3 **1-2f**		4	0	0	0	0	0	3
17 Fernando Tatis, R (1, 7) OBP: 0.329, SLG: 0.423		B CH 82 C FF 88 S CH 83 C FF 90 1-3 ② **K**	F FF 90 F FF 90 X FF 92 0-2 4 1B **2-H** **3-H** **1B**			B SI 91 C CH 81 S SL 81 X SL 80 1-2 ② G6-3		F SI 92 C CH 85 S CH 85 0-3 ③ **K**		4	0	1	2	0	2	0
4 Wilson Valdez, R (1, 6) OBP: 0.338, SLG: 0.302		B FF 92 S CH 84 S FF 92 B FF 89 B SL 82 X FF 91 3-2 **1B**	1 SAFE C SI 90 1 SAFE B SI 91 X FF 91 1-1 27 SH1-4 **1-3** **1B**			B FF 88 B FF 87 B SI 89 B SI 88 4-0 **BB**		B FF 90 C FF 90 B SI 93 X FC 89 2-1 ① F9		3	0	2	0	1	0	0
27 Nelson Figueroa, R (1, 1) OBP: 0.267, SLG: 0.357 18 Jeremy Reed, L (6, PH) OBP: 0.297, SLG: 0.318 29 Tobi Stoner, S (6, 1) 19 Cory Sullivan, L (9, PH) OBP: 0.338, SLG: 0.397		S FF 89 S FF 90 C FF 93 0-3 ③ **K**	X FF 91 0-0 ② SH1-4 **1-2**			X FF 89 0-0 ③ G4-3		C SI 93 F SI 94 F SL 81 B SL 84 X SI 94 1-2 ② L3		1 1 0 1	0 0 0 0	0 0 0 0	0 0 0 0	1 0 0 0	1 1 0 0	1 1 0 0

| Inning Stats | | |

New York Mets @ Atlanta Braves

Turner Field, Atlanta, GA

Thu Sep 17 2009, 7:00 PM EDT

Att. 20,192 - Cloudy - 70 F

BOTTOM

Batter	1	2	3	4	5	6	7	8	9	AB	R	H	RBI	BB	SO	LOB
24 Nate McLouth, L (1, 8) OBP: 0.362, SLG: 0.463	C FF 88 X FF 88 0-1 G4-3 ①		X SL 80 0-0 14 2B 1B		B FF 87 B FF 88 F FF 87 F FF 89 X CU 74 2-2 14 1B 16 HR 1B	X SI 88 0-0 SH1-3 ① 2-3		X FF 90 0-0 P6 ③		4	2	2	0	0	0	0
14 Martín Prado, R (1, 5) OBP: 0.345, SLG: 0.437	C FF 88 C SL 82 S CU 74 0-3 K ②		1 SAFE B FF 86 B SL 81 B FF 87 C FF 87 X FF 87 3-1 18 G4-3 16 SF8 1-H 2B		C FF 87 X FF 88 0-1 16 HR 1-2 1B	C SL 82 X SL 83 0-1 3-H 1B				4	2	3	2	0	1	0
18 Garret Anderson, L (1, 7) OBP: 0.313, SLG: 0.413	B FF 89 C FS 82 B FS 83 F FF 89 X FS 83 2-2 16 BB 1B		C FF 88 X SL 81 0-1 G4-3 ① 2-3		F SL 83 F FS 82 S FF 89 0-3 K ②	F FF 88 F CH 74 X FF 90 0-2 F7 ②				4	0	1	0	0	1	4
16 Brian McCann, L (1, 2) OBP: 0.346, SLG: 0.497	B FS 83 B FF 89 S FF 89 B FF 84 B FF 89 4-1 1-2 BB		X FS 83 0-0 SF8 ② 3-H		X FS 83 0-0 1-H 2-H HR	C FF 91 X FF 91 0-1 F7 ③				2	1	1	4	1	0	1
19 Yunel Escobar, R (1, 6) OBP: 0.380, SLG: 0.447	B SL 84 C CU 74 F FF 88 F CU 73 B SL 80 X FF 89 2-2 F9 ③		X FF 89 0-0 G4-3 ③		C SL 82 C CU 75 X FF 90 0-2 22 1B 23 1B 1B		X FF 90 0-0 23 G6-3 22 BB 4 2-1 1B			4	1	2	0	0	0	2
22 Adam LaRoche, L (1, 3) OBP: 0.355, SLG: 0.505		B FF 88 C FS 82 B SL 82 X FS 82 2-1 F7 ①		B FF 89 B FF 90 C SL 83 F FF 89 X SL 83 2-2 F7 ①	X FF 89 0-0 23 1B 1-2 1B		B FF 88 B SI 90 B CH 77 C FF 90 B SI 88 4-1 23 G6-3 1-2 BB			3	0	1	0	1	0	0
23 Matt Diaz, R (1, 9) OBP: 0.396, SLG: 0.488		F FF 89 B FF 89 H FS 82 2-1 4 F9 4 S HBP		F SL 83 B CU 72 F FF 89 F CU 73 F FF 89 S SL 81 1-3 K ②	B CU 75 X SL 83 1-0 1-2 2-H 1B		C SL 84 X SL 83 0-1 G6-3 ①② 1-2f 2-3			3	0	1	1	0	1	2
4 Omar Infante, R (1, 4) OBP: 0.365, SLG: 0.391		C FF 87 B FF 88 X SL 81 1-1 F9 ② 1-3		C SL 82 S FF 88 S CU 73 0-3 K ③	F FF 88 B FF 87 S CU 73 F CU 72 X FF 88 1-2 F7 ③		B SL 85 B CU 75 2-0 2-1 ③ 3-H	B FF 90 X 1-0 7 G3-6-3 1B		4	0	1	0	0	1	3
49 Jair Jurrjens, R (1, 1) OBP: 0.212, SLG: 0.167 34 Eric O'Flaherty, L (8, 1) 7 Brooks Conrad, S (8, PH) OBP: 0.311, SLG: 0.524 Rafael Soriano, R (9, 1)		C SL 82 X SL 82 0-1 G6-3 ③			L FF 87 X SL 81 0-1 G4-3 ①	X FF 89 0-0 24 SH1-3 14 1B 2B		B FF 89 X FF 88 1-0 G3-6-3 ①② 1-2f		3 0 1 0	1 0 0 0	1 0 0 0	0 0 0 0	0 0 0 0	1 0 1 0	1 0 1 0
Inning Stats	R: 0 E: 0 K: 1 S: 13 H: 1 LOB: 2 BB: 1 P: 21	R: 0 E: 0 K: 0 S: 7 H: 0 LOB: 1 BB: 0 P: 12	R: 2 E: 0 K: 0 S: 7 H: 2 LOB: 0 BB: 0 P: 10	R: 0 E: 0 K: 2 S: 11 H: 0 LOB: 0 BB: 0 P: 14	R: 4 E: 0 K: 1 S: 20 H: 6 LOB: 2 BB: 0 P: 24	R: 1 E: 0 K: 0 S: 9 H: 2 LOB: 1 BB: 0 P: 9	R: 0 E: 0 K: 0 S: 4 H: 1 LOB: 1 BB: 1 P: 10	R: 0 E: 0 K: 0 S: 3 H: 1 LOB: 0 BB: 0 P: 5		1B: 10 2B: 2 3B: 0 HR: 1 SF: 1 SAC: 1 DP: 2 HBP: 1		WP: 0 PB: 0 SB: 1 CS: 0 PA: 37		

livebaseballscorecards.com

AB	32
R	7
H	13
RBI	7
BB	2
SO	4
LOB	14

PITCHER	IP	WLS	BF	H	R	ER	SO	BB	IBB	HBP	BLK	WP	HR	S	P	ERA	WHIP
27 Nelson Figueroa, R (1, 1) ERA: 5.21	5.0	L	26	9	6	6	4	1	0	1	0	0	1	58	81	10.80	2.000
29 Tobi Stoner, R (6, 1) ERA: 5.14	3.0		12	4	1	1	0	1	0	0	0	0	0	16	24	3.00	1.667

PITCHER	IP	WLS	BF	H	R	ER	SO	BB	IBB	HBP	BLK	WP	HR	S	P	ERA	WHIP

Philadelphia Phillies @ Atlanta Braves

Turner Field, Atlanta, GA

Fri Sep 18 2009, 7:30 PM EDT

Att. 27,241 - Cloudy - 76 F

livebaseballscorecards.com

TOP

Batter	1	2	3	4	5	6	7	8	9	AB	R	H	RBI	BB	SO	LOB
11 Jimmy Rollins, S (1, 6) OBP: 0.292, SLG: 0.416	G5-3			G3	G4-3			BB	HR	4	2	1	3	1	0	1
10 Ben Francisco, R (1, 8) OBP: 0.330, SLG: 0.449	G6-3			6 HR 1B		26 CS 2B		F7	HR	5	2	3	1	0	0	1
26 Chase Utley, L (1, 4) OBP: 0.412, SLG: 0.534	K			L9		F8		6 S 28 1B 1B	L5	5	1	1	0	0	1	3
6 Ryan Howard, L (1, 3) OBP: 0.353, SLG: 0.560		K		1-H HR		HR		29 CS 28 1B HBP	G1-3	4	2	2	3	0	1	1
28 Jayson Werth, R (1, 9) OBP: 0.376, SLG: 0.527		F9		1B		1B		29 WP 29 CS 1B		4	0	3	2	0	0	0
29 Raul Ibanez, L (1, 7) OBP: 0.347, SLG: 0.561		K		G4-3		G4-3		G1-5-3		4	0	0	0	0	1	4
7 Pedro Feliz, R (1, 5) OBP: 0.309, SLG: 0.382			G5-3		G6-3		G6-3		K	4	0	0	0	0	1	0
Carlos Ruiz, R (1, 2) OBP: 0.355, SLG: 0.426			G6-3		38 SH3 BB		G3-1		12 BB 11 HR BB	1	0	0	0	1	0	0
23 Paul Bako, L (6, 2) OBP: 0.276, SLG: 0.308										1	1	0	0	1	0	0
43 J.A. Happ, L (1, 1) OBP: 0.098, SLG: 0.100			L4		SH3		G4-3		11 HR BB	1	0	0	0	0	0	0
38 Kyle Kendrick, R (4, 1) OBP: 0.250, SLG: 0.250										1	0	0	0	0	0	0
52 Tyler Walker, R (8, 1)										0	0	0	0	0	0	0
46 Ryan Madson, L (8, 1)										0	0	0	0	0	0	0
12 Matt Stairs, L (9, PH) OBP: 0.361, SLG: 0.389										0	0	0	0	1	0	0
4 Eric Bruntlett, R (9, PR) OBP: 0.224, SLG: 0.240										0	1	0	0	0	0	0
37 Chad Durbin, R (9, 1) OBP: 0.200, SLG: 0.200										0	0	0	0	0	0	0
Inning Stats	R: 0 E: 0 K: 1 S: 8 H: 0 LOB: 0 BB: 0 P: 11	R: 0 E: 0 K: 2 S: 8 H: 0 LOB: 0 BB: 0 P: 12	R: 0 E: 0 K: 0 S: 6 H: 0 LOB: 0 BB: 0 P: 8	R: 2 E: 0 K: 0 S: 10 H: 3 LOB: 1 BB: 0 P: 12	R: 0 E: 0 K: 0 S: 8 H: 0 LOB: 1 BB: 1 P: 16	R: 1 E: 0 K: 0 S: 11 H: 3 LOB: 1 BB: 0 P: 17	R: 0 E: 0 K: 0 S: 6 H: 0 LOB: 0 BB: 0 P: 11	R: 2 E: 0 K: 0 S: 16 H: 2 LOB: 1 BB: 1 P: 30	R: 4 E: 0 K: 1 S: 17 H: 2 LOB: 1 BB: 2 P: 30	1B: 5 2B: 1 3B: 0 HR: 4 SF: 0 SAC: 1 DP: 0 HBP: 1	WP: 1 PB: 0 SB: 1 CS: 3 PA: 40					

	AB	34
	R	9
	H	10
	RBI	9
	BB	4
	SO	4
	LOB	10

PITCHER		IP	WLS	BF	H	R	ER	SO	BB	IBB	HBP	BLK	WP	HR	S	P	ERA	WHIP
15 Tim Hudson, R ERA: 3.7	(1, 1)	7.0	L	27	6	3	3	3	1	0	0	0	0	2	57	87	3.86	1.000
54 Kris Medlen, R ERA: 4.8	(8, 1)	0.1		3	1	2	2	0	1	0	0	0	0	0	6	13	54.00	6.000
36 Boone Logan, L ERA: 5.17	(8, 1)	0.0		1	0	0	0	0	0	0	1	0	0	0	2	4	∞	∞
46 Manny Acosta, R ERA: 4.15	(8, 1)	0.2		2	1	0	0	0	0	0	0	0	1	0	8	13	0.00	1.500
56 Vladimir Nunez, R ERA: 36.0	(9, 1)	1.0		7	2	4	4	1	2	0	0	0	0	2	17	30	36.00	4.000

PITCHER	IP	WLS	BF	H	R	ER	SO	BB	IBB	HBP	BLK	WP	HR	S	P	ERA	WHIP

BOTTOM

Philadelphia Phillies @ Atlanta Braves

Turner Field, Atlanta, GA

Fri Sep 18 2009, 7:30 PM EDT

Att. 27,241 - Cloudy - 76 F

Batter	1	2	3	4	5	6	7	8	9	AB	R	H	RBI	BB	SO	LOB
24 Nate McLouth, L (1, 8) OBP: 0.359, SLG: 0.457	C FF 88 F FF 89 B FF 90 C FF 90 1-3 K ①		B FF 89 X CH 79 1-0 G3 ①		B CH 80 X SI 87 1-0 F8 ①			B FF 91 C FF 90 X FF 91 1-1 F8 ①	B CH 82 C FC 88 D CH 83 X SI 91 2-1 F7 ③	5	0	0	0	0	1	1
14 Martín Prado, R (1, 4) OBP: 0.347, SLG: 0.445	B FF 90 C CU 72 S SL 83 B FF 92 X CH 80 2-2 G6-3 ②		B CH 80 F CH 80 F FF 88 X CU 73 1-2 HR		C SI 88 X CH 82 0-1 G1-3 ②			C SL 83 B CH 81 F FF 92 F SL 83 B FF 92 F FF 92 X FF 92 2-2 16 HR 1B		4	2	2	1	0	0	0
10 Chipper Jones, S (1, 5) OBP: 0.389, SLG: 0.433	C CU 73 B FF 90 B FF 90 S SL 83 F FF 91 X FF 90 2-2 16 1B 1B		C FF 90 B SL 81 S SL 82 B SL 85 F SL 81 X CH 82 2-2 F8 ②		B FC 84 B CH 81 X CH 81 2-0 F8 ③			C SL 83 C CH 82 S CH 81 0-3 K ②		4	0	1	0	0	1	1
16 Brian McCann, L (1, 2) OBP: 0.349, SLG: 0.506	B SL 84 B FF 91 S SL 84 B FF 92 X SL 84 3-1 1-2 1B		C CH 82 C FF 91 X CU 77 0-2 G1-3 ③			B CH 80 X CH 80 1-0 4 G6-4-3 1B		B CH 80 F FF 91 C SL 83 B CH 81 X CH 79 2-2 1-H HR		4	1	3	2	0	0	0
19 Yunel Escobar, R (1, 6) OBP: 0.379, SLG: 0.446 4 Omar Infante, R (3, 6) OBP: 0.360, SLG: 0.384	B SL 84 F FF 91 C CH 81 D SL 85 B FF 92 X CH 81 3-2 G4-3 ③			X SI 88 0-0 G5-3 ① C SI 89 X CH 83 0-1 G4-3 ②		C SI 88 B CH 82 X SI 90 1-1 1-2f G6-4-3 ①②		B FF 93 C FF 93 X FF 94 1-1 G6-3 ③		1 3	0 0	0 0	0 0	0 0	0 0	2 1
18 Garret Anderson, L (1, 7) OBP: 0.312, SLG: 0.414		B FF 89 C CH 79 C CH 81 X SL 85 1-2 G6-3 ①			B SI 90 X SI 89 1-0 F8 ③				B FF 90 B SI 89 X FC 90 2-0 23 WP 22 1B 2B	4	1	1	0	0	0	0
23 Matt Diaz, R (1, 9) OBP: 0.397, SLG: 0.491		C SL 82 B CU 74 X FF 89 1-1 15 1B 2B		B SI 90 C CH 82 X SI 89 1-1 22 1B 1B			B SI 90 X SI 89 1-0 G6-3 ①		C FF 91 B CH 82 B CH 80 F SI 90 S FC 87 2-3 K ① 2-3	4	0	2	0	0	1	1
22 Adam LaRoche, L (1, 3) OBP: 0.356, SLG: 0.505		B CH 79 X FF 90 1-0 P5 ②		S SI 88 B CH 82 F CH 81 X SI 90 1-2 1-2 1B			B CH 82 X CH 81 1-0 F9 ②		X SI 91 0-0 7 FC3-6 1B 3-H	4	0	2	1	0	0	1
15 Tim Hudson, R (1, 1) OBP: 0.444, SLG: 0.714 2 Kelly Johnson, L (7, PH) OBP: 0.302, SLG: 0.390 54 Kris Medlen, S (8, 1) 36 Boone Logan, R (8, 1) 46 Manny Acosta, R (8, 1) 56 Vladimir Nunez, R (9, 1) 7 Brooks Conrad, S (9, PH) OBP: 0.304, SLG: 0.512		X SL 83 0-0 2-H 1B ③		C SI 90 B SI 90 C FC 84 X SI 90 1-2 G6-3 ③			B SI 89 F SI 89 B CH 83 X SI 90 2-1 F8 ③		B CH 81 F SI 90 B FC 88 X CH 82 2-1 FC3-6 ② 1-2f	2 1 0 0 0 0 0 1	0 0 0 0 0 0 0 0	1 0 0 0 0 0 0 0	0 0 0 0 0 0 0 0	0 0 0 0 0 0 0 0	0 0 0 0 0 0 0 0	2 0 0 0 0 0 0 1
Inning Stats	R: 0 E: 0 K: 1 S: 15 H: 2 LOB: 2 BB: 0 P: 26	R: 0 E: 0 K: 0 S: 7 H: 2 LOB: 2 BB: 0 P: 10	R: 1 E: 0 K: 0 S: 11 H: 1 LOB: 0 BB: 0 P: 15	R: 0 E: 0 K: 0 S: 11 H: 2 LOB: 2 BB: 0 P: 14	R: 0 E: 0 K: 0 S: 4 H: 0 LOB: 0 BB: 0 P: 7	R: 0 E: 0 K: 0 S: 4 H: 1 LOB: 0 BB: 0 P: 7	R: 0 E: 0 K: 0 S: 4 H: 0 LOB: 0 BB: 0 P: 8	R: 2 E: 0 K: 1 S: 15 H: 2 LOB: 0 BB: 0 P: 21	R: 1 E: 0 K: 1 S: 9 H: 2 LOB: 1 BB: 0 P: 17	1B: 8 2B: 2 3B: 0 HR: 2 SF: 0 SAC: 0 DP: 1 HBP: 0						

livebaseballscorecards.com

AB	37
R	4
H	12
RBI	4
BB	0
SO	3
LOB	10

PITCHER		IP	WLS	BF	H	R	ER	SO	BB	IBB	HBP	BLK	WP	HR	S	P	ERA	WHIP
43 J.A. Happ, L ERA: 2.77	(1, 1)	3.0		13	5	1	1	1	0	0	0	0	0	1	33	51	3.00	1.667
38 Kyle Kendrick, R ERA: 2.7	(4, 1)	4.0	W	14	3	0	0	0	0	0	0	0	0	0	23	36	0.00	0.750
52 Tyler Walker, R ERA: 2.51	(8, 1)	0.2		4	2	2	2	1	0	0	0	0	0	1	13	18	27.00	3.000
46 Ryan Madson, R ERA: 3.3	(8, 1)	0.1	H	1	0	0	0	0	0	0	0	0	0	0	2	3	0.00	0.000
37 Chad Durbin, R ERA: 4.8	(9, 1)	1.0		5	2	1	1	1	0	0	0	0	1	0	9	17	9.00	2.000

PITCHER	IP	WLS	BF	H	R	ER	SO	BB	IBB	HBP	BLK	WP	HR	S	P	ERA	WHIP

Philadelphia Phillies @ Atlanta Braves

Turner Field, Atlanta, GA

Sat Sep 19 2009, 7:00 PM EDT

Att. 35,818 - Drizzle - 74 F

TOP

livebaseballscorecards.com

Batter	1	2	3	4	5	6	7	8	9	AB	R	H	RBI	BB	SO	LOB
11 Jimmy Rollins, S (1, 6) OBP: 0.291, SLG: 0.414	X SI 89 0-0 ① L4		C FF 90 X SL 81 0-1 ① L5		C FF 88 B SL 83 B FF 91 X FF 90 2-1 ② F8			X SI 91 0-0 ② F7	B SI 96 F SI 95 X FC 93 1-1 1-2 3-H 1B	5	0	1	1	0	0	0
10 Ben Francisco, R (1, 8) OBP: 0.329, SLG: 0.446	C FF 88 F FF 92 B FF 92 F FF 92 T FF 91 1-2 ② K		X CU 75 0-0 26 G3 1B		B SI 89 S CU 75 B FF 91 X SL 83 2-1 ③ F8			C SI 91 X SI 90 0-1 ③ G4-3	C FC 93 B SL 85 S SL 85 X FF 94 1-2 ③ F9	5	0	1	0	0	1	2
26 Chase Utley, L (1, 4) OBP: 0.413, SLG: 0.533	B FF 91 B FF 90 C SL 82 B FF 92 B SL 82 4-1 BB		B SL 82 B FF 91 B SL 83 X SI 90 3-0 ② G3 1-2			B CU 72 X FF 89 1-0 ① F8			B SI 93 X SI 93 1-0 6 HR 1B	3	1	1	0	1	0	1
6 Ryan Howard, L (1, 3) OBP: 0.354, SLG: 0.564	B CU 68 C CU 72 B CU 68 X CU 72 2-1 ③ F9		I IN 72 I IN 74 I IN 73 I IN 74 4-0 IBB			B FF 90 B FF 90 X FF 92 2-0 ② G6-3			X SI 94 0-0 1-H HR	3	1	1	2	1	0	1
28 Jayson Werth, R (1, 9) OBP: 0.374, SLG: 0.524 53 Sergio Escalona, L (6, 1) 55 Clay Condrey, R (8, 1) 12 Matt Stairs, L (9, PH) OBP: 0.367, SLG: 0.406 4 Eric Bruntlett, R (9, PR) OBP: 0.224, SLG: 0.240		C FF 90 B FF 91 B FF 92 C FF 91 F FF 92 F FF 93 B CU 75 S SL 84 3-3 ① K	X SL 85 0-0 ③ F9			C FF 91 B CH 82 B FF 91 F SI 90 B CU 72 F FF 91 T 3-2 ③ K		C SI 94 X SL 83 0-1 19 1B 2B	3 0 0 1 0	0 0 0 0 1	0 0 0 1 0	0 0 0 0 0	0 0 0 0 0	2 0 0 0 0	2 0 0 0 0
29 Raul Ibanez, L (1, 7) OBP: 0.348, SLG: 0.560		B CH 78 S CH 79 B FF 92 C SL 86 F CH 80 F FF 92 B CU 78 F CU 72 S CH 80 3-3 ② K	B FF 88 B CH 82 B FF 90 C FF 89 F FF 91 X SI 91 3-2 7 G5-4-3 1B				B FF 87 X FF 88 1-0 ① F8		B SI 96 C SI 96 F SI 96 B SI 96 B FF 95 B SI 97 4-2 19 1B 11 1B BB	3	1	1	0	1	1	0
7 Pedro Feliz, R (1, 5) OBP: 0.309, SLG: 0.381		C FF 91 X FF 92 0-1 23 BB 1B	B SI 90 C SI 91 X FF 89 1-1 ① ② G5-4-3 1-2f				B FF 88 C CU 77 F SL 83 B CU 65 B CU 67 F SL 80 F FF 90 S FF 92 3-3 ② K		C FF 92 X SL 85 0-1 ① P5	4	0	1	0	0	1	3
23 Paul Bako, L (1, 2) OBP: 0.278, SLG: 0.300 8 Shane Victorino, S (9, PH) OBP: 0.362, SLG: 0.452		D CH 81 S CH 79 D CH 80 B SL 82 F SI 91 B FF 91 4-2 1-2 BB	B FF 91 X SI 91 1-0 ③ G4-3				C FF 90 S CH 80 F CH 74 X CH 75 0-2 ③ G3		C FF 96 C SL 84 F SL 87 S SI 96 0-3 ② K	2 1	0 0	0 0	0 0	1 0	0 1	0 2
45 Pedro Martinez, R (1, 1) OBP: 0.143, SLG: 0.077 37 Chad Durbin, R (4, 1) OBP: 0.167, SLG: 0.167 40 John Mayberry Jr., R (6, 9) OBP: 0.228, SLG: 0.444 19 Greg Dobbs, L (9, PH) OBP: 0.309, SLG: 0.413		C SL 81 F SL 79 S CU 72 0-3 ③ K			B FF 86 X FF 87 1-0 ① G5-3			C SI 91 S SL 77 B SL 80 B SL 77 S SI 91 2-3 ① K	T SI 96 B SI 96 B SL 85 X SI 95 2-1 11 1B 1-3 2-H 1B	1 1 1 1	0 0 0 0	0 0 0 1	0 0 0 1	0 0 1 0	1 0 0 0	2 0 0 0
Inning Stats	R: 0 E: 0 K: 1 S: 8 H: 0 LOB: 1 BB: 1 P: 15	R: 0 E: 0 K: 3 S: 18 H: 1 LOB: 2 BB: 1 P: 28	R: 0 E: 0 K: 0 S: 5 H: 1 LOB: 2 BB: 1 P: 12	R: 0 E: 0 K: 0 S: 6 H: 1 LOB: 0 BB: 0 P: 11	R: 0 E: 0 K: 0 S: 5 H: 0 LOB: 0 BB: 0 P: 10	R: 0 E: 0 K: 1 S: 6 H: 0 LOB: 0 BB: 0 P: 12	R: 0 E: 0 K: 1 S: 10 H: 0 LOB: 0 BB: 0 P: 14	R: 0 E: 0 K: 1 S: 6 H: 0 LOB: 0 BB: 0 P: 8	R: 4 E: 0 K: 1 S: 19 H: 5 LOB: 2 BB: 1 P: 28	1B: 6 2B: 1 3B: 0 HR: 1 SF: 0 SAC: 0 DP: 1 HBP: 0						WP: 0 PB: 0 SB: 0 CS: 0 PA: 38	

	AB	34
	R	4
	H	8
	RBI	4
	BB	4
	SO	8
	LOB	13

PITCHER		IP	WLS	BF	H	R	ER	SO	BB	IBB	HBP	BLK	WP	HR	S	P	ERA	WHIP
33 Javier Vazquez, R ERA: 2.91	(1, 1)	7.0	W	26	3	0	0	6	2	1	0	0	0	0	58	102	0.00	0.714
58 Peter Moylan, R ERA: 2.85	(8, 1)	1.0		3	0	0	0	1	0	0	0	0	0	0	6	8	0.00	0.000
Rafael Soriano, R ERA: 3.16	(9, 1)	1.0		9	5	4	4	1	1	0	0	0	0	1	19	28	36.00	6.000

PITCHER	IP	WLS	BF	H	R	ER	SO	BB	IBB	HBP	BLK	WP	HR	S	P	ERA	WHIP

BOTTOM

Philadelphia Phillies @ Atlanta Braves

Turner Field, Atlanta, GA

Sat Sep 19 2009, 7:00 PM EDT

Att. 35,818 - Drizzle - 74 F

livebaseballscorecards.com

Batter	1	2	3	4	5	6	7	8	9	AB	R	H	RBI	BB	SO	LOB
24 Nate McLouth, L (1, 8) OBP: 0.359, SLG: 0.456	B FF 84 B SI 84 X SI 84 2-0 ① G3	B FF 87 C SI 87 F FF 88 X FF 89 1-2 ③ F7		B SI 89 F FF 89 B CH 79 C CH 81 B SI 90 B FC 88 4-2 14 E 14 S 14 SF8 BB		X CH 79 0-0 1B		B FC 89 B SI 91 C FF 92 B SI 91 X FC 91 3-1 ③ G1-3		4	1	1	0	1	0	2
14 Martín Prado, R (1, 4) (8, 3) OBP: 0.346, SLG: 0.447	B FF 84 C SL 78 X CH 75 1-1 ② G5-3		C FF 85 X FF 86 0-1 10 1B 16 1B 2B	B SI 90 1 SAFE C FC 88 X CH 81 1-1 ① SF8 1-H		C SI 89 1 SAFE 1 SAFE F FC 86 B FF 90 X FC 87 1-2 ① F9				3	1	1	1	0	0	1
10 Chipper Jones, S (1, 5) OBP: 0.390, SLG: 0.433	B CU 67 C SI 83 B SI 84 B FF 87 B CH 75 4-1 BB		F SI 86 B FF 87 B FF 87 B CU 71 X CH 75 3-1 18 F9 16 1B 22 1B 2-3 1B	X CH 82 0-0 ② F9		B CU 75 F SI 90 F FC 86 C FC 88 1-3 ② K				3	1	1	0	1	1	1
16 Brian McCann, L (1, 2) OBP: 0.349, SLG: 0.503	X SI 84 0-0 ③ G4-3		B SI 86 F SL 81 B FF 88 F SI 87 X FF 90 2-2 22 1B 19 HBP 1-2 3-H 1B	L CH 80 F FF 89 B SI 91 C CU 77 1-3 ③ K		F SI 91 X SI 91 0-1 ③ L5				4	0	1	1	0	1	2
18 Garret Anderson, L (1, 7) OBP: 0.312, SLG: 0.415 30 Reid Gorecki, R (8, 7) OBP: 0.240, SLG: 0.217		C CU 68 C CH 74 X SL 80 0-2 19 1B 22 1B 2B	C CU 71 X SL 83 0-1 ① F9 2-3		F SI 90 X SI 90 0-1 ① P6		B SI 90 B SI 91 S SI 87 B SI 90 X SI 90 3-1 ① F8			4 0	1 0	1 0	0 0	0 0	0 0	2 0
19 Yunel Escobar, R (1, 6) OBP: 0.380, SLG: 0.445		T SL 79 L CH 74 B FF 88 X CU 71 1-2 23 FC6-4 22 1B 2-3 1B	H CU 71 1-0 22 1B 1-2 HBP		B FC 88 S FC 88 C CU 77 F FC 88 X CU 77 1-2 ② G6-3		C SI 91 F SI 91 C CU 81 0-3 ② K			3	0	1	0	0	1	0
22 Adam LaRoche, L (1, 3) OBP: 0.359, SLG: 0.507 4 Omar Infante, R (7, PH) OBP: 0.358, SLG: 0.382 (8, 4)		S CH 74 C SI 83 X CH 74 0-2 23 FC6-4 1-2 3-H 1B	F SI 86 B FF 88 X CU 72 1-1 1-2 2-3 3-H 1B		C FC 89 B CU 76 B FC 87 B CH 82 S CH 82 B SI 91 4-2 23 HR BB		S CH 80 X SI 91 0-1 ③ G5-3			2 1	1 0	2 0	2 0	1 0	0 0	0 0
23 Matt Diaz, R (1, 9) OBP: 0.396, SLG: 0.497		B FF 88 C FF 87 C FF 88 X CH 76 1-2 ① FC6-4 33 SH5-4 1-2f 2-3	C FF 90 B FF 88 F FF 89 S FF 90 1-3 ② K		X FC 87 0-0 1-H HR			F SI 91 F SI 91 C SL 86 0-3 ① K		4	1	1	2	0	2	5
33 Javier Vazquez, R (1, 1) OBP: 0.224, SLG: 0.234 58 Peter Moylan, R (8, 1) 7 Brooks Conrad, S (8, PH) OBP: 0.298, SLG: 0.500 Rafael Soriano, R (9, 1)		X CH 74 0-0 ② SH5-4 1-2	C FF 89 B FF 90 X CU 72 1-1 ③ G1-3		C FF 92 T FF 92 X SI 91 0-2 ③ G4-3			F SI 91 B FC 88 S CH 83 B FC 91 F SI 91 B FC 90 X FF 91 3-2 ② G4-3		2 0 1 0	0 0 0 0	0 0 0 0	0 0 0 0	0 0 0 0	0 0 0 0	3 0 0 0
Inning Stats	R: 0 E: 0 K: 0 S: 5 H: 0 LOB: 1 BB: 1 P: 12	R: 1 E: 0 K: 0 S: 16 H: 3 LOB: 2 BB: 0 P: 19	R: 2 E: 0 K: 1 S: 16 H: 4 LOB: 3 BB: 0 P: 25	R: 1 E: 0 K: 1 S: 8 H: 0 LOB: 0 BB: 1 P: 14	R: 2 E: 0 K: 0 S: 12 H: 1 LOB: 0 BB: 1 P: 17	R: 0 E: 0 K: 1 S: 9 H: 1 LOB: 1 BB: 0 P: 11	R: 0 E: 0 K: 0 S: 7 H: 0 LOB: 0 BB: 0 P: 10	R: 0 E: 0 K: 1 S: 9 H: 0 LOB: 0 BB: 0 P: 15		1B: 6 2B: 2 3B: 0 HR: 1 SF: 1 SAC: 1 DP: 0 HBP: 1				WP: 0 PB: 0 SB: 1 CS: 0 PA: 37		

	AB	31
	R	6
	H	9
	RBI	6
	BB	3
	SO	5
	LOB	16

PITCHER		IP	WLS	BF	H	R	ER	SO	BB	IBB	HBP	BLK	WP	HR	S	P	ERA	WHIP
45 Pedro Martinez, R ERA: 3.32	(1, 1)	3.0	L	18	7	3	3	1	1	0	1	0	0	0	37	56	9.00	2.667
37 Chad Durbin, R ERA: 4.88	(4, 1)	2.2		12	2	3	2	2	2	0	0	0	0	1	27	40	6.75	1.500
53 Sergio Escalona, L ERA: 2.35	(6, 1)	1.1		4	0	0	0	1	0	0	0	0	0	0	9	12	0.00	0.000
55 Clay Condrey, R ERA: 3.32	(8, 1)	1.0		3	0	0	0	1	0	0	0	0	0	0	9	15	0.00	0.000

PITCHER	IP	WLS	BF	H	R	ER	SO	BB	IBB	HBP	BLK	WP	HR	S	P	ERA	WHIP

Philadelphia Phillies @ Atlanta Braves

Turner Field, Atlanta, GA

Sun Sep 20 2009, 1:30 PM EDT

Att. 29,452 - Overcast - 76 F

livebaseballscorecards.com

Batter	1	2	3	4	5	6	7	8	9	AB	R	H	RBI	BB	SO	LOB
11 Jimmy Rollins, S (1, 6) OBP: 0.292, SLG: 0.415	C FF 91 S CH 86 S CU 75 0-3 ① K		B FF 91 B CH 82 B FF 91 C FF 91 B SL 83 4-1 10 2B BB		S SL 79 X FF 88 0-1 10 G1-4-3 26 3B 2B	S CU 80 D CU 81 C SI 91 X CH 80 1-2 ③ G1-3		D SL 86 B SL 84 S SL 85 X SL 85 2-1 ③ G6-3		4	2	1	0	1	1	2
8 Shane Victorino, S (1, 8) OBP: 0.363, SLG: 0.453 10 Ben Francisco, R (1, 8) OBP: 0.330, SLG: 0.448	X FF 91 0-0 26 CS 1B		C FF 92 1 SAFE F SL 84 P PO 83 1 SAFE X CU 75 1-2 1-H 2B		C CU 70 X FF 89 0-1 ① G1-4-3 2-3		S CH 79 B SI 90 B FF 91 X SI 91 2-1 ① G5-3		L FF 89 H FF 90 1-1 26 G6-4-3 HBP	1 3	0 0	1 1	0 1	0 0	0 0	0 1
26 Chase Utley, L (1, 4) OBP: 0.411, SLG: 0.533	C FF 91 1 SAFE B FF 91 D CH 83 B SL 85 S SL 83 F FF 92 S SL 85 3-3 ②③ K 1-2		B CU 73 C CU 73 C CU 74 S CU 74 1-3 ③ K		B FF 88 F SL 82 F FF 90 X 1-2 3-H 3B		B FF 94 C FF 92 X FF 94 1-1 ② G4-3		B SL 84 C SL 85 C SL 84 X SI 91 1-2 ①② G6-4-3 1-2f	5	0	1	1	0	2	3
6 Ryan Howard, L (1, 3) OBP: 0.354, SLG: 0.564		C S C 0-3 ① K	C CU 74 S CU 74 B CU 74 B FF 92 B SL 86 F FF 93 C FF 94 3-3 ① K		B CH 83 B I IN 61 I 4-0 IBB		B FF 94 F FF 93 B FF 95 B SL 80 X FF 94 3-1 2B		B SL 84 B CH 84 B SL 84 C FF 91 C SL 84 S SI 91 3-3 ③ K	4	0	1	0	1	3	0
28 Jayson Werth, R (1, 9) OBP: 0.377, SLG: 0.523		B SL 82 C CU 75 B FF 92 B F B 4-2 BB	C FF 92 B FF 92 B FF 92 B SL 84 C SL 84 F FF 93 F FF 93 F FF 93 B CU 75 4-2 29 S 29 2B BB		F CH 86 S SL 82 F SL 80 B CU 71 F CU 72 B FF 91 B S 3-3 ② K		I IN 75 I IN 75 I IN 77 I IN 75 4-0 IBB			1	1	0	0	3	1	2
29 Raul Ibanez, L (1, 7) OBP: 0.347, SLG: 0.559		1 SAFE B FF 92 X 1-0 ② F7	1 SAFE C FF 91 1 SAFE B CU 73 B CU 73 1 SAFE F SL 83 B CU 76 X FF 93 3-2 1-H 7 1B 2B		B FF 88 F SL 82 X 1-1 ③ P2		B SL 80 X FF 93 1-0 ③ G3-1			4	1	1	1	0	0	5
7 Pedro Feliz, R (1, 5) OBP: 0.310, SLG: 0.382		P X SL 85 1-0 ③ F8	X SL 85 0-0 34 CS 23 1B 2-H 1B		B FF 89 C SI 89 X CU 77 1-1 52 SH5-4 1B			S SL 84 C FF 91 S SL 86 0-3 ① K		4	0	2	1	0	1	1
23 Paul Bako, L (1, 2) OBP: 0.277, SLG: 0.298			X FF 89 0-0 ① F8	B FF 90 C SL 82 1 SAFE X SL 83 1-1 1-2 1B		C SI 90 1 SAFE B CH 80 X CU 78 1-1 ① F7		C FF 91 X CH 84 0-1 ② G5-3		4	0	1	0	0	0	1
34 Cliff Lee, L (1, 1) OBP: 0.229, SLG: 0.265 52 Tyler Walker, R (5, 1) 53 Sergio Escalona, L (7, 1) 55 Clay Condrey, R (7, 1) 40 John Mayberry Jr., R (8, PH) OBP: 0.241, SLG: 0.473 46 Ryan Madson, L (8, 1) 54 Brad Lidge, R (9, 1)			B FF 88 C FF 91 S SL 85 B FF 92 F FF 91 F FF 91 X SL 84 2-2 ② P4	M SL 81 2 SAFE F FF 90 S FF 90 0-3 ②③ K 2-3		C FF 91 M CU 80 B CU 81 X CU 79 1-2 ② SH5-4 1-2		C FF 92 X CH 84 0-1 2B	2 0 0 0 1 0 0	0 0 0 0 0 0 0	0 0 0 0 1 0 0	0 0 0 0 0 0 0	0 0 0 0 0 0 0	1 0 0 0 0 0 0	2 0 0 0 0 0 0
Inning Stats	R: 0 E: 0 K: 2 S: 8 H: 1 LOB: 1 BB: 0 P: 11	R: 0 E: 0 K: 1 S: 8 H: 0 LOB: 1 BB: 1 P: 13	R: 1 E: 0 K: 1 S: 14 H: 1 LOB: 1 BB: 1 P: 21	R: 2 E: 0 K: 2 S: 18 H: 3 LOB: 1 BB: 1 P: 29	R: 1 E: 0 K: 1 S: 14 H: 2 LOB: 2 BB: 1 P: 23	R: 0 E: 0 K: 0 S: 10 H: 1 LOB: 1 BB: 0 P: 14	R: 0 E: 0 K: 0 S: 7 H: 1 LOB: 2 BB: 1 P: 18	R: 0 E: 0 K: 1 S: 9 H: 1 LOB: 1 BB: 0 P: 11	R: 0 E: 0 K: 1 S: 7 H: 0 LOB: 0 BB: 0 P: 12	1B: 4 2B: 6 3B: 1 HR: 0 SF: 0 SAC: 1 DP: 2 HBP: 1						

PITCHER		IP	WLS	BF	H	R	ER	SO	BB	IBB	HBP	BLK	WP	HR	S	P	ERA	WHIP
48 Tommy Hanson, R ERA: 2.85	(1, 1)	5.0	L	24	7	4	4	7	3	1	0	0	0	0	62	97	7.20	2.000
54 Kris Medlen, R ERA: 4.7	(6, 1)	1.1		5	1	0	0	0	0	0	0	0	0	0	12	18	0.00	0.750
36 Boone Logan, L ERA: 4.96	(7, 1)	0.2		4	1	0	0	0	0	1	0	0	0	0	5	14	0.00	1.500
34 Eric O'Flaherty, L ERA: 3.08	(8, 1)	2.0		7	1	0	0	2	0	0	1	0	0	0	16	23	0.00	0.500

PITCHER	IP	WLS	BF	H	R	ER	SO	BB	IBB	HBP	BLK	WP	HR	S	P	ERA	WHIP

AB	33
R	4
H	10
RBI	4
BB	5
SO	9
LOB	17

WP: 0 PA: 40
PB: 0
SB: 1
CS: 2

Batter	1	2	3	4	5	6	7	8	9	AB	R	H	RBI	BB	SO	LOB
24 Nate McLouth, L (1, 8) OBP: 0.358, SLG: 0.452	X FF 88 0-0 ① G4-3		C FF 89 B SI 90 B FF 90 C SL 78 X FF 91 2-2 ① G4-3		B FF 90 B SL 81 C FF 90 X 2-1 ② P5		H CU 78 1-0 HBP		B FF 94 C FF 86 C FF 88 S FF 86 1-3 ③ K	4	0	0	0	0	1	1
14 Martín Prado, R (1, 3) OBP: 0.345, SLG: 0.448	C SI 90 B CU 75 X CH 84 1-1 23 E 2B		C CH 84 B CU 75 F SI 91 F SI 91 C CU 75 1-3 ② K		B SL 83 X FF 91 1-0 ③ F8		C FF 89 1 SAFE 1 SAFE X SI 90 0-1 ③ G5-3			4	1	1	0	0	1	1
10 Chipper Jones, S (1, 5) OBP: 0.391, SLG: 0.436	F SI 90 X SI 91 0-1 ② G6-3		X CH 84 0-0 2B			X FF 91 0-0 18 FC4-6 1B		B FF 93 C FF 94 B FC 90 F FF 94 C FF 94 2-3 ① K		4	0	2	0	0	1	1
23 Matt Diaz, R (1, 9) OBP: 0.394, SLG: 0.494	S FC 85 X FF 90 0-1 E6 1B 2-H		X CU 73 0-0 ③ G6-3			S SL 82 F FF 90 S SL 83 0-3 ① K		B FC 90 C FF 94 S FF 95 B CH 84 B FF 96 S FF 96 3-3 ② K		4	0	1	1	0	2	2
18 Garret Anderson, L (1, 7) OBP: 0.309, SLG: 0.411	C SL 78 B FF 89 D CU 75 X FC 84 2-1 ③ P6			F FF 89 B FF 89 F SI 90 X FF 91 1-2 ① F8		C FF 92 X FF 91 0-1 ② FC4-6 4 BB 1-2f		F FC 92 S CH 83 B FF 96 C FF 94 1-3 ③ K		4	0	0	0	0	1	2
4 Omar Infante, R (1, 6) OBP: 0.356, SLG: 0.376		C SI 90 X CU 74 0-1 ① F8		C SI 90 B FC 86 F FC 85 B CU 75 X CH 84 2-2 ② F7		B SL 81 B SL 80 1 SAFE B FF 90 B FF 90 4-0 1-2 BB			L SL 84 S FF 95 B FF 86 S FF 87 1-3 ① K	3	0	0	0	1	1	0
8 David Ross, R (1, 2) OBP: 0.371, SLG: 0.504 2 Kelly Johnson, L (9, PH) OBP: 0.301, SLG: 0.388		F SI 91 B SI 91 B FC 84 X CH 83 2-1 48 FC4 1B		B SI 90 X CH 83 1-0 1B		B SL 82 C FF 90 B SL 82 F SL 80 S FF 91 2-3 ③ K			B FF 92 X SL 85 1-0 ② G3-1	3 1	0 0	2 0	0 0	0 0	1 0	2 0
7 Brooks Conrad, S (1, 4) OBP: 0.294, SLG: 0.468		F SI 89 B SI 91 C CH 83 C CU 74 1-3 ② K		C SI 89 S SI 90 F SI 91 B CH 83 X FF 90 1-2 ③ F7			C SI 90 F SI 91 F CH 81 B SI 91 B CU 79 S CU 85 2-3 ① K		B FF 85 B FF 94 C FF 94 B FF 96 B FF 94 4-1 16 DI 16 1B BB	3	1	0	0	1	2	2
48 Tommy Hanson, R (1, 1) OBP: 0.061, SLG: 0.061 25 Ryan Church, L (5, PH) OBP: 0.336, SLG: 0.385 54 Kris Medlen, S (6, 1) 36 Boone Logan, R (7, 1) 20 Greg Norton, S (7, PH) OBP: 0.322, SLG: 0.169 34 Eric O'Flaherty, L (8, 1) 16 Brian McCann, L (9, PH) OBP: 0.350, SLG: 0.504		C SI 89 X SI 90 0-1 ③ FC4 1-2f			C SL 82 S CH 79 S FF 90 0-3 ① K		B SI 90 B SI 90 X SI 90 2-0 ② G5-3		S FF 86 B FF 96 X FF 95 1-1 1-H 1B	1 1 0 0 1 0 0 1	0 0 0 0 0 0 0 0	0 0 0 0 0 0 0 1	0 0 0 0 0 0 0 1	0 1 0 0 0 0 0 1	0 0 0 0 0 0 0 0	1 0 0 0 0 0 0 0
Inning Stats	R: 1 E: 1 K: 0 S: 9 H: 2 LOB: 1 BB: 0 P: 12	R: 0 E: 0 K: 1 S: 9 H: 1 LOB: 1 BB: 0 P: 12	R: 0 E: 0 K: 1 S: 9 H: 1 LOB: 1 BB: 0 P: 12	R: 0 E: 0 K: 0 S: 11 H: 1 LOB: 1 BB: 0 P: 16	R: 0 E: 0 K: 1 S: 6 H: 0 LOB: 0 BB: 0 P: 9	R: 0 E: 0 K: 2 S: 9 H: 1 LOB: 2 BB: 1 P: 15	R: 0 E: 0 K: 1 S: 7 H: 0 LOB: 1 BB: 0 P: 12	R: 0 E: 0 K: 3 S: 9 H: 0 LOB: 0 BB: 0 P: 15	R: 1 E: 0 K: 2 S: 10 H: 1 LOB: 1 BB: 1 P: 18	1B: 5 2B: 2 3B: 0 HR: 0 SF: 0 SAC: 0 DP: 0 HBP: 1						

PITCHER		IP	WLS	BF	H	R	ER	SO	BB	IBB	HBP	BLK	WP	HR	S	P	ERA	WHIP
34 Cliff Lee, L ERA: 2.99	(1, 1)	4.0		17	5	1	1	2	0	0	0	0	0	0	38	52	2.25	1.250
52 Tyler Walker, R ERA: 2.35	(5, 1)	2.0	W	8	1	0	0	3	1	0	0	0	0	0	15	24	0.00	1.000
53 Sergio Escalona, L ERA: 2.16	(7, 1)	0.2	H	3	0	0	0	1	0	0	1	0	0	0	5	10	0.00	0.000
55 Clay Condrey, R ERA: 3.29	(7, 1)	0.1	H	1	0	0	0	0	0	0	0	0	0	0	2	2	0.00	0.000
46 Ryan Madson, R ERA: 3.25	(8, 1)	1.0	H	3	0	0	0	3	0	0	0	0	0	0	9	15	0.00	0.000

PITCHER		IP	WLS	BF	H	R	ER	SO	BB	IBB	HBP	BLK	WP	HR	S	P	ERA	WHIP
54 Brad Lidge, R ERA: 7.24	(9, 1)	1.0	S	5	1	1	1	2	1	0	0	0	0	0	10	18	9.00	2.000

BOTTOM

Philadelphia Phillies @ Atlanta Braves

Turner Field, Atlanta, GA

Sun Sep 20 2009, 1:30 PM EDT
Att. 29,452 - Overcast - 76 F

livebaseballscorecards.com

AB	34
R	2
H	7
RBI	2
BB	2
SO	11
LOB	12

Batter	1	2	3	4	5	6	7	8	9	AB	R	H	RBI	BB	SO	LOB
24 Nate McLouth, L (1, 8) OBP: 0.358, SLG: 0.453	B SI 86 B SI 86 C FF 87 B FF 88 X SI 88 3-1 14 2B 10 G4-3 1B	L FF 84 B FF 83 C FF 85 X SI 86 1-2 ① FC3-6 14 1B 10 HR 1-2f	B SI 88 B SI 86 C SI 87 X SI 87 2-1 14 2B 1-3 2-H 2B	D CH 79 S CH 79 C SI 90 X FF 91 1-2 ③ P4		B FF 95 B FF 94 B FF 94 C FF 93 C FF 92 F FF 94 F FF 94 X FF 95 3-2 ② G3		5	3	2	1	0	0	2
14 Martín Prado, R (1, 4) OBP: 0.349, SLG: 0.455 2 Kelly Johnson, L (8, PH) OBP: 0.303, SLG: 0.388 (8, 4)	L SI 86 B CH 81 D SI 86 X SI 86 2-1 10 G4-3 19 FC4-6 1-3 2B	X SI 85 0-0 10 HR 1-2 1B	C SL 84 X SI 87 0-1 2-H 3-H 2B			B FF 93 X FF 93 1-0 ① F9		B FF 94 B CH 80 B FF 93 C FF 92 T FF 90 B FF 92 4-2 BB		4 0	2 0	3 0	2 0	0 1	0 0	0 0
10 Chipper Jones, S (1, 5) OBP: 0.391, SLG: 0.441	B FF 86 C FF 87 F FF 86 X FF 86 1-2 ① G4-3 2-3 3-H	X FF 86 0-0 1-H 2-H HR	B CH 77 B SI 87 F SL 84 B SI 87 S SI 88 X SI 88 3-2 ③ G1-3			B FF 95 B FF 93 B FF 95 C FF 94 B FF 95 4-1 BB		B FF 94 X SI 91 1-0 ③ G1-3		4	1	1	4	1	0	3
16 Brian McCann, L (1, 2) OBP: 0.349, SLG: 0.501 11 Kenshin Kawakami, R (6, 1) OBP: 0.163, SLG: 0.100	C CU 77 B SI 88 B CU 78 B CU 77 B SI 89 4-1 19 FC4-6 BB	C SI 86 X SI 86 0-1 ② G4-3		B SI 90 B SI 90 F FF 88 X SL 83 2-1 ① G6-3		S SL 86 D KC 84 C FF 95 F FF 98 F SL 86 S SL 86 1-3 ② K			C FF 90 B CU 78 X FF 90 1-1 ① G1-3	3 1	0 0	0 0	0 0	1 0	1 0	1 0
19 Yunel Escobar, R (1, 6) OBP: 0.377, SLG: 0.441	C FF 86 B SI 88 S FF 85 B CU 77 X FF 87 2-2 ② FC4-6 18 HR 1-2f 3-H	B SL 85 C SI 86 X SL 84 1-1 ③ G6-3		C SL 84 B SL 85 C SI 92 B CU 73 S SL 84 2-3 ② K		D FF 96 X FF 95 1-0 ③ G1-3			C CU 79 C CU 80 B FF 93 B CU 79 X SI 93 2-2 ② F8	5	1	0	1	0	1	2
18 Garret Anderson, L (1, 7) OBP: 0.308, SLG: 0.416 30 Reid Gorecki, R (7, 7) OBP: 0.231, SLG: 0.208	X SI 88 0-0 1-H HR		C SI 86 B CH 76 F CH 77 F CH 76 B CH 73 B CH 75 X SI 88 3-2 ① G4-3	C CH 75 F FF 90 C SI 91 0-3 ③ K			B SL 77 F FF 87 C SL 78 B SL 81 F SL 79 C SL 77 2-3 ① K		S FF 95 B FF 95 B CU 79 S FF 94 F FF 96 S FF 96 2-3 ③ K	4 1	1 0	1 0	2 0	0 0	2 1	0 0
22 Adam LaRoche, L (1, 3) OBP: 0.358, SLG: 0.504	B FF 82 C FF 86 S FF 85 B CU 76 F FF 86 S SI 87 2-3 ③ K		X SL 84 0-0 ② G4-3		B SL 84 B FF 89 B CH 75 B FF 88 4-0 BB		S SL 80 F FF 88 C SL 80 0-3 ② K			3	0	0	0	1	2	0
23 Matt Diaz, R (1, 9) OBP: 0.395, SLG: 0.501		C SI 85 B SI 85 B FF 83 X SI 85 2-1 HR	F SL 84 B SL 84 B SI 87 B SI 87 S SL 83 B SI 87 4-2 32 1B 24 2B BB		C SL 82 B SL 82 F SI 89 X FF 89 1-2 ① F9		X FF 88 0-0 ③ G5-3			3	2	1	1	1	0	1
32 Derek Lowe, R (1, 1) OBP: 0.273, SLG: 0.216 8 David Ross, R (6, 2) OBP: 0.368, SLG: 0.500		S SI 84 X SI 85 0-1 24 FC3-6 1B	X SI 87 0-0 24 2B 14 2B 1-2 1B		B SL 83 B FF 87 C FF 87 C FF 86 B FF 88 X FF 86 3-2 ② F8			F FF 93 B CU 79 B FF 94 S SI 92 B SI 94 X FF 94 3-2 ① F9		3 1	1 0	2 0	0 0	0 0	0 0	1 0
Inning Stats	R: 4 H: 3 E: 0 LOB: 0 K: 1 BB: 1 S: 16 P: 30	R: 4 H: 4 E: 0 LOB: 0 K: 0 BB: 0 S: 13 P: 17	R: 3 H: 3 E: 0 LOB: 1 K: 0 BB: 1 S: 15 P: 27	R: 0 H: 0 E: 0 LOB: 0 K: 2 BB: 0 S: 8 P: 12	R: 0 H: 0 E: 0 LOB: 1 K: 0 BB: 1 S: 9 P: 18	R: 0 H: 0 E: 0 LOB: 1 K: 1 BB: 1 S: 8 P: 15	R: 0 H: 0 E: 0 LOB: 0 K: 2 BB: 0 S: 8 P: 10	R: 0 H: 0 E: 0 LOB: 1 K: 0 BB: 1 S: 11 P: 22	R: 0 H: 0 E: 0 LOB: 0 K: 1 BB: 0 S: 9 P: 14	1B: 4 2B: 3 3B: 0 HR: 3	SF: 0 SAC: 0 DP: 0 HBP: 0					

PITCHER		IP	WLS	BF	H	R	ER	SO	BB	IBB	HBP	BLK	WP	HR	S	P	ERA	WHIP
48 Pat Misch, L ERA: 5.59	(1, 1)	1.1	L	12	7	8	8	1	1	0	0	0	0	3	25	42	54.00	6.000
35 Lance Broadway, R ERA: 6.07	(2, 1)	1.2		9	3	3	3	0	1	0	0	0	0	0	19	32	16.20	2.400
29 Tobi Stoner, R ERA: 4.0	(4, 1)	2.0		7	0	0	0	2	1	0	0	0	0	0	17	30	0.00	0.500
39 Bobby Parnell, R ERA: 5.53	(6, 1)	1.0		4	0	0	0	1	1	0	0	0	0	0	8	15	0.00	1.000
36 Ken Takahashi, L ERA: 2.7	(7, 1)	1.0		3	0	0	0	2	0	0	0	0	0	0	8	10	0.00	0.000

PITCHER		IP	WLS	BF	H	R	ER	SO	BB	IBB	HBP	BLK	WP	HR	S	P	ERA	WHIP
43 Brian Stokes, R ERA: 4.19	(8, 1)	2.0		7	0	0	0	1	1	0	0	0	0	0	20	36	0.00	0.500

TOP

Atlanta Braves @ New York Mets

Citi Field, Flushing, NY

Mon Sep 21 2009, 7:10 PM EDT

Att. 37,706 - Cloudy - 67 F

livebaseballscorecards.com

AB	37
R	11
H	10
RBI	11
BB	5
SO	7
LOB	10

Atlanta Braves @ New York Mets

Citi Field, Flushing, NY

Mon Sep 21 2009, 7:10 PM EDT

Att. 37,706 - Cloudy - 67 F

BOTTOM

livebaseballscorecards.com

Batter	1	2	3	4	5	6	7	8	9	AB	R	H	RBI	BB	SO	LOB
16 Ángel Pagán, S (1, 7) (7, 8) OBP: 0.339, SLG: 0.481	G5-3		G3-1		G4-3 (3-H)			F7		4	0	0	1	0	0	0
1 Luis Castillo, S (1, 4) OBP: 0.398, SLG: 0.358 29 Tobi Stoner, S (4, 1) 17 Fernando Tatis, R (5, PH) OBP: 0.330, SLG: 0.418 (6, 5)	5 G4-3 1B		5 1B		K			P3		2 0 2	0 0 0	2 0 0	0 0 0	0 0 0	0 0 1	0 0 0
5 David Wright, R (1, 5) OBP: 0.398, SLG: 0.453 39 Bobby Parnell, R (6, 1) OBP: 0.125, SLG: 0.125 19 Cory Sullivan, L (7, 7) OBP: 0.343, SLG: 0.403	G4-3 (1-2)		1B (1-2)		G5-3			2B		3 0 1	0 0 0	1 0 1	0 0 0	0 0 0	0 0 0	1 0 0
15 Carlos Beltrán, S (1, 8) OBP: 0.420, SLG: 0.518 18 Jeremy Reed, L (7, 9) OBP: 0.293, SLG: 0.314	G6-3		G3			F8		K		3 1	0 0	0 0	0 0	0 1	0 1	3 1
28 Daniel Murphy, L (1, 3) OBP: 0.314, SLG: 0.428		12 G4-3 30 G5-3 2B		HR		L3			G6-3	4	2	2	1	0	0	0
12 Jeff Francoeur, R (1, 9) OBP: 0.307, SLG: 0.411 36 Ken Takahashi, L (7, 1) 43 Brian Stokes, R (8, 1) 6 Nick Evans, R (9, PH) OBP: 0.265, SLG: 0.344		G4-3 (2-3)	K			G5-3			K	3 0 0 1	0 0 0 0	0 0 0 0	0 0 0 0	0 0 0 0	1 0 0 1	1 0 0 0
30 Josh Thole, L (1, 2) OBP: 0.341, SLG: 0.325		G5-3 (3-H)	G1-3				L7		F8	4	0	0	1	0	0	0
4 Wilson Valdez, R (1, 6) OBP: 0.321, SLG: 0.320		K	K				K			3	0	0	0	0	3	0
48 Pat Misch, R (1, 1) 35 Lance Broadway, R (2, 1) 11 Anderson Hernandez, S (3, PH) OBP: 0.312, SLG: 0.334 (4, 4)			K		16 G4-3 3B		G4-3			0 0 3	0 0 1	0 0 1	0 0 1	0 0 0	0 0 1	0 0 0
Inning Stats	R: 0 E: 0 K: 0 S: 8 H: 1 LOB: 1 BB: 0 P: 12	R: 1 E: 0 K: 1 S: 8 H: 1 LOB: 0 BB: 0 P: 12	R: 0 E: 0 K: 1 S: 9 H: 2 LOB: 2 BB: 0 P: 14	R: 1 E: 0 K: 2 S: 9 H: 1 LOB: 0 BB: 0 P: 15	R: 1 E: 0 K: 1 S: 12 H: 1 LOB: 0 BB: 0 P: 16	R: 0 E: 0 K: 0 S: 5 H: 0 LOB: 0 BB: 0 P: 8	R: 0 E: 0 K: 1 S: 6 H: 0 LOB: 0 BB: 0 P: 8	R: 0 E: 0 K: 1 S: 12 H: 1 LOB: 1 BB: 0 P: 19	R: 0 E: 0 K: 1 S: 10 H: 0 LOB: 0 BB: 0 P: 14	1B: 3 2B: 2 3B: 1 HR: 1	SF: 0 SAC: 0 DP: 0 HBP: 0						

	AB	34
	R	3
	H	7
	RBI	3
	BB	0
	SO	8
	LOB	6

PITCHER		IP	WLS	BF	H	R	ER	SO	BB	IBB	HBP	BLK	WP	HR	S	P	ERA	WHIP
32 Derek Lowe, R ERA: 4.55	(1, 1)	5.0	W	21	6	3	3	5	0	0	0	0	0	1	46	69	5.40	1.200
11 Kenshin Kawakami, R ERA: 3.92	(6, 1)	4.0	S	13	1	0	0	3	0	0	0	0	0	0	33	49	0.00	0.250

PITCHER	IP	WLS	BF	H	R	ER	SO	BB	IBB	HBP	BLK	WP	HR	S	P	ERA	WHIP

Batter	1	2	3	4	5	6	7	8	9	AB	R	H	RBI	BB	SO	LOB
24 Nate McLouth, L (1, 8) OBP: 0.356, SLG: 0.449	B FF 88 C SL 83 C FF 89 B SL 82 F FF 89 X FF 89 2-2 ① L3		B FF 89 C SL 83 B FF 89 X SL 83 2-1 ③ F8		C FF 89 B FF 89 C SL 83 F SL 81 F FF 90 H FS 83 2-2 HBP			B FF 84 B SI 85 C FF 83 F CU 71 C FF 86 2-3 ① K	F CH 83 B FF 92 F CU 78 B CH 85 X CH 81 2-2 ③ P3	4	0	0	0	0	1	2
14 Martín Prado, R (1, 4) OBP: 0.350, SLG: 0.456	B FF 89 C SL 82 B CU 73 F SL 82 X FF 89 2-2 ② F9			B SL 82 C FF 86 C FF 87 B CU 73 X CU 73 2-2 16 SH1-3 10 WP 19 1B 1B	1 SAFE C FF 86 B FF 86 C SL 81 B CU 74 1 SAFE X FF 88 2-2 ③ G4-3			C CU 70 X CU 74 0-1 10 BB 1B		4	1	2	0	0	0	1
10 Chipper Jones, S (1, 5) OBP: 0.392, SLG: 0.439	B FF 90 C SL 83 B CU 72 B FF 90 C FF 89 F FF 90 S SL 81 3-3 ③ K			B SL 83 B FF 90 B SL 83 B FF 88 4-0 16 SH1-3 19 1B 1-2 BB		B FF 88 X FF 88 1-0 ① F9		S SI 86 F SI 85 B CU 74 F FF 84 B CU 72 B FF 86 B SI 86 4-2 1-2 BB		2	1	0	0	2	1	0
16 Brian McCann, L (1, 2) OBP: 0.349, SLG: 0.500 8 David Ross, R (4, 2) OBP: 0.370, SLG: 0.496		C FF 87 F CU 71 B FF 89 C SL 80 1-3 ① K		B CU 73 S FF 88 X FF 87 1-1 ① SH1-3 1-2 2-3		C FF 89 S FF 88 B FF 90 B CU 73 B FF 91 B FF 89 4-2 BB		L FF 85 B FF 86 B FF 87 X FF 86 2-1 ② F8		1 1	0 0	0 0	0 0	0 1	1 0	0 2
18 Garret Anderson, L (1, 7) OBP: 0.306, SLG: 0.413 30 Reid Gorecki, R (8, 7) OBP: 0.231, SLG: 0.208		B FF 90 B CU 74 C FF 85 F SL 82 B FF 91 X FF 89 3-2 ② G3		F SL 83 S FF 90 X SL 82 0-2 ② G1-3		X FF 89 0-0 ② F9		C SL 83 F SI 88 X CH 76 0-2 ③ G6-3		4 0	0 0	0 0	0 0	0 0	0 0	5 0
19 Yunel Escobar, R (1, 6) OBP: 0.378, SLG: 0.443		B SL 82 C FF 89 B CU 73 X FF 90 2-1 ③ G1-3		C SL 84 X FF 84 0-1 2-H 3-H 1B		C CU 74 B FF 88 B FF 89 B SL 82 X FF 90 3-1 ③ P3			X FF 93 0-0 22 1B 2B	4	1	2	2	0	0	1
22 Adam LaRoche, L (1, 3) OBP: 0.358, SLG: 0.502			F FF 88 B FF 88 B SL 83 B FF 89 X FF 86 3-1 ① F7	B FF 88 C FF 89 B FF 89 F FF 88 B SL 82 X FF 89 3-2 ③ G3			B SL 83 X FF 88 1-0 ① L8		S FF 94 B FF 93 S CU 80 X CU 78 1-2 2-H 23 FC3-6 1B	4	0	1	1	0	0	1
23 Matt Diaz, R (1, 9) OBP: 0.391, SLG: 0.496			B FF 88 X SL 82 1-0 ② G3		B FF 88 C FF 88 F SL 82 S FF 90 1-3 ① K		B FF 89 B SL 81 C FF 88 B FF 89 C FF 89 C FF 90 3-3 ② K		L FF 94 B FF 94 X FF 94 1-1 ① FC3-6 7 S 1-2f	4	0	0	0	0	2	1
49 Jair Jurrjens, R (1, 1) OBP: 0.217, SLG: 0.161 58 Peter Moylan, R (8, 1) 7 Brooks Conrad, S (9, PH) OBP: 0.288, SLG: 0.458 Rafael Soriano, R (9, 1)			C FF 88 B FF 89 B FF 88 F FF 89 B FF 90 B FF 88 4-2 BB	C FF 88 F FF 88 B FF 90 F FF 89 S CU 74 1-3 ② K		F FF 88 C FF 89 F FF 89 F CU 74 B FF 90 F FF 89 B SL 81 F FF 90 F FF 89 2-2 ③ G1			C CU 76 S CH 80 S CH 85 0-3 ② K 1-2	2 0 1 0	0 0 0 0	0 0 0 0	0 0 0 0	1 0 0 0	1 0 1 0	0 0 1 0

Inning Stats	1	2	3	4	5	6	7	8	9
	R: 0 E: 0 K: 1 S: 11	H: 0 LOB: 0 BB: 0 P: 18	R: 0 E: 0 K: 1 S: 8	H: 0 LOB: 0 BB: 0 P: 14	R: 0 E: 0 K: 0 S: 7	H: 0 LOB: 1 BB: 1 P: 17	R: 2 E: 0 K: 0 S: 13	H: 2 LOB: 1 BB: 1 P: 23	R: 0 E: 0 K: 2 S: 14	H: 0 LOB: 1 BB: 0 P: 20	R: 0 E: 0 K: 0 S: 6	H: 0 LOB: 1 BB: 1 P: 14	R: 0 E: 0 K: 1 S: 14	H: 0 LOB: 0 BB: 0 P: 20	R: 0 E: 0 K: 1 S: 13	H: 1 LOB: 2 BB: 1 P: 21	R: 1 E: 0 K: 1 S: 12	H: 2 LOB: 1 BB: 0 P: 16

	1B	SF	WP	PA
	4	0	1	37
	2B	SAC	PB	
	0	1	0	
	3B	DP	SB	
	0	0	1	
	HR	HBP	CS	
	0	1	0	

PITCHER		IP	WLS	BF	H	R	ER	SO	BB	IBB	HBP	BLK	WP	HR	S	P	ERA	WHIP
27 Nelson Figueroa, R ERA: 4.88	(1, 1)	7.0	L	27	2	2	2	5	3	0	1	0	1	0	73	126	2.57	0.714
50 Sean Green, R ERA: 4.66	(8, 1)	0.2		4	1	0	0	1	1	0	0	0	0	0	10	18	0.00	3.000
25 Pedro Feliciano, L ERA: 3.16	(8, 1)	0.1		1	0	0	0	0	0	0	0	0	0	0	3	3	0.00	0.000
75 Francisco Rodríguez, R ERA: 3.15	(9, 1)	1.0		5	2	1	1	1	0	0	0	0	0	0	12	16	9.00	2.000

PITCHER	IP	WLS	BF	H	R	ER	SO	BB	IBB	HBP	BLK	WP	HR	S	P	ERA	WHIP

TOP

Atlanta Braves @ New York Mets

Citi Field, Flushing, NY

Tue Sep 22 2009, 7:10 PM EDT

Att. 37,823 - Cloudy - 71 F

livebaseballscorecards.com

AB	31
R	3
H	5
RBI	3
BB	4
SO	7
LOB	14

Atlanta Braves @ New York Mets

Citi Field, Flushing, NY

Tue Sep 22 2009, 7:10 PM EDT

Att. 37,823 - Cloudy - 71 F

livebaseballscorecards.com

BOTTOM

Batter	1	2	3	4	5	6	7	8	9	AB	R	H	RBI	BB	SO	LOB
16 Ángel Pagán, S (1, 7) OBP: 0.337, SLG: 0.477	C FF 88 B FF 89 X FF 90 1-1 ① L9		C FF 93 B FF 93 B CH 82 B FF 92 D FF 93 4-1 ① 1 1B BB		B CH 81 B FF 89 C FF 91 F SI 91 S CH 83 2-3 ③ K			C SI 89 B SL 78 X SI 89 1-1 ① F8		3	0	0	0	1	1	1
1 Luis Castillo, S (1, 4) OBP: 0.401, SLG: 0.360	C FF 89 X CH 82 0-1 5 G4-6-3 1B		C FF 90 X FF 91 0-1 5 S 1-3 2-H 1B			B FF 88 C FF 88 C FF 88 B FF 91 X FF 90 2-2 ① F7		B SI 90 B SI 91 C SI 90 B SI 90 C SI 91 F SI 91 B SI 90 4-2 5 G5-3 BB		3	0	2	1	1	0	0
5 David Wright, R (1, 5) OBP: 0.395, SLG: 0.449	1 SAFE 1 SAFE B FF 89 F FF 91 1 SAFE X FF 92 1-1 ②③ G4-6-3 1-2f		C CH 82 S SL 81 S FF 94 0-3 ③ K 1-2			C FF 92 X CH 81 0-1 ② G6-3		1 SAFE B SI 88 X SI 88 1-0 ② G5-3 1-2		4	0	0	0	0	1	4
15 Carlos Beltrán, S (1, 8) OBP: 0.418, SLG: 0.513		B FF 88 T SL 79 X CH 81 1-1 ① F7		C FF 89 B FF 90 B CH 82 B SL 80 B SI 88 4-1 12 G5-4-3 BB		S CH 82 B FF 90 C FF 89 B FF 91 X FF 90 2-2 ③ F9		B SL 78 B SI 88 B SI 90 X SL 78 3-0 ③ F9		3	0	0	0	1	0	1
28 Daniel Murphy, L (1, 3) OBP: 0.314, SLG: 0.426		B CH 82 C FF 88 F CH 82 X FF 91 1-2 ② G6-3		1 SAFE X FF 89 0-0 ① F7			B CH 80 F CH 80 F FF 89 F SL 78 X FF 91 1-2 12 FC5-4 1B		B SI 93 B SI 94 C SI 92 F SI 93 S FF 95 2-3 ① K	4	0	1	0	0	1	1
12 Jeff Francoeur, R (1, 9) OBP: 0.305, SLG: 0.408		C FF 92 B FF 90 B SL 82 X CH 82 2-1 ③ F7		1 SAFE B FF 90 F SI 92 F FF 91 1 SAFE F FF 93 B SL 80 X SL 79 2-2 ②③ G5-4-3 1-2f			X SL 80 0-0 ① FC5-4 23 2B 1-2f		B SL 83 F FF 92 F FF 93 F SL 84 F FF 95 F SL 84 B FF 92 S SL 85 2-3 ② K	4	0	0	0	0	1	2
23 Brian Schneider, L (1, 2) OBP: 0.288, SLG: 0.333 4 Wilson Valdez, R (7, PR) OBP: 0.321, SLG: 0.320 (8, 6) 10 Gary Sheffield, R (9, PH) OBP: 0.371, SLG: 0.453			B FF 89 X FF 88 1-0 ① F8		B FF 87 B FF 88 X FF 89 2-0 27 FC3-6 1B		1 SAFE B FF 87 1 SAFE F CH 80 X CH 80 1-1 1-3 2B		C FF 93 B FF 93 S SL 84 B SL 86 B FF 95 B SL 84 4-2 9 DI BB	3 0 0	0 0 0	2 0 0	0 0 0	0 0 1	0 0 0	0 0 0
11 Anderson Hernandez, S (1, 6) OBP: 0.313, SLG: 0.333 17 Fernando Tatis, R (7, PH) OBP: 0.329, SLG: 0.416 9 Omir Santos, R (8, 2) OBP: 0.296, SLG: 0.396			B FF 90 C SI 88 B FF 90 B CH 83 B FF 88 4-1 27 G3 1 1B BB		B FF 88 S CH 81 1 SAFE C FF 89 B FF 90 F FF 89 B FF 91 X FF 90 3-2 ① F7		B FF 89 X SL 82 1-0 ② P3		C SL 83 B FF 93 B FF 95 T SI 94 S FF 96 2-3 ③ K 1-2	1 1 1	1 0 0	0 0 0	0 0 0	1 0 1	0 0 0	1 2 1
27 Nelson Figueroa, R (1, 1) OBP: 0.235, SLG: 0.313 19 Cory Sullivan, L (7, PH) OBP: 0.340, SLG: 0.400 50 Sean Green, R (8, 1) 25 Pedro Feliciano, L (8, 1) 75 Francisco Rodríguez, R (9, 1)			L FF 89 B SL 79 X FF 92 1-1 ② G3 1-2		B FF 90 X FF 90 1-0 ② FC3-6 1-2f		B FF 92 C FF 91 X FF 91 1-1 ③ F8			2 1 0 0 0	0 0 0 0 0	0 0 0 0 0	0 0 0 0 0	0 0 0 0 0	0 0 0 0 0	2 2 0 0 0
Inning Stats	R: 0 E: 0 K: 0 S: 6 H: 1 LOB: 0 BB: 0 P: 8	R: 0 E: 0 K: 0 S: 7 H: 0 LOB: 0 BB: 0 P: 11	R: 1 E: 0 K: 1 S: 10 H: 1 LOB: 2 BB: 2 P: 20	R: 0 E: 0 K: 0 S: 6 H: 0 LOB: 0 BB: 1 P: 12	R: 0 E: 0 K: 1 S: 9 H: 1 LOB: 1 BB: 0 P: 17	R: 0 E: 0 K: 0 S: 8 H: 0 LOB: 0 BB: 0 P: 12	R: 0 E: 0 K: 0 S: 10 H: 2 LOB: 2 BB: 0 P: 14	R: 0 E: 0 K: 0 S: 7 H: 0 LOB: 1 BB: 1 P: 16	R: 0 E: 0 K: 3 S: 14 H: 0 LOB: 1 BB: 1 P: 24	1B: 4 2B: 1 3B: 0 HR: 0 SF: 0 SAC: 0 DP: 2 HBP: 0						WP: 0 PB: 0 SB: 1 CS: 0 PA: 35

	AB	30
	R	1
	H	5
	RBI	1
	BB	5
	SO	5
	LOB	17

PITCHER		IP	WLS	BF	H	R	ER	SO	BB	IBB	HBP	BLK	WP	HR	S	P	ERA	WHIP
49 Jair Jurrjens, R ERA: 2.7	(1, 1)	7.0	W	27	5	1	1	2	3	0	0	0	0	0	56	94	1.29	1.143
58 Peter Moylan, R ERA: 2.81	(8, 1)	1.0	H	4	0	0	0	0	1	0	0	0	0	0	7	16	0.00	1.000
Rafael Soriano, R ERA: 3.12	(9, 1)	1.0	S	4	0	0	0	3	1	0	0	0	0	0	14	24	0.00	1.000

PITCHER	IP	WLS	BF	H	R	ER	SO	BB	IBB	HBP	BLK	WP	HR	S	P	ERA	WHIP

Batter	1	2	3	4	5	6	7	8	9	AB	R	H	RBI	BB	SO	LOB
24 Nate McLouth, L (1, 8) OBP: 0.355, SLG: 0.447	C SI 92 B SI 94 C FF 94 B FF 94 X SI 94 2-2 L5	C SL 84 C SI 93 F SI 93 B SL 86 X SI 93 1-2 1-2 3-H 1B		C SI 92 S CU 72 B CU 77 B FF 92 S CU 73 2-3 K ②		X FF 94 0-0 P4 ②	C CU 75 B SL 86 C FF 89 F CH 83 F FF 90 B CU 75 C SI 88 2-3 K ③			5	0	1	1	0	2	3
23 Matt Diaz, R (1, 9) OBP: 0.391, SLG: 0.494	B FF 92 F FF 95 B SI 93 F SI 94 X SI 95 2-2 F9 ②	X SL 85 0-0 G6-3 ③		B CU 72 B SI 93 C SI 93 C SI 92 X SI 95 2-2 1B		B FF 94 X SL 86 1-0 10 BB 1-2 1B		B FF 87 F SI 88 B SI 89 X SL 84 2-1 G6-3 ①		5	0	2	0	0	0	2
10 Chipper Jones, S (1, 5) OBP: 0.391, SLG: 0.436 58 Peter Moylan, R (7, 1) 34 Eric O'Flaherty, L (7, 1) 20 Greg Norton, S (8, PH) OBP: 0.319, SLG: 0.167 51 Michael Gonzalez, R (8, 1) Rafael Soriano, R (9, 1)	X SI 95 0-0 G6-3 ③		B FF 92 X FF 94 1-0 F9 ①	B SI 90 X SL 83 1-0 F9 ③		B FF 95 F SI 95 B SI 94 B SL 84 B SI 95 4-1 1-2 2-3 BB		B CU 77 B FF 88 C SI 89 B SI 89 F FF 88 X SI 88 3-2 G4-3 ②	3 0 0 1 0 0	0 0 0 0 0 0	0 0 0 0 0 0	0 0 0 0 0 0	1 0 0 0 0 0	0 0 0 0 0 0	1 0 0 0 0 0
16 Brian McCann, L (1, 2) OBP: 0.347, SLG: 0.497		C SI 94 F CU 73 F SL 84 B SI 92 B SL 85 B SI 94 S SI 96 3-3 K ①	F CU 74 B FF 92 B SI 92 X SL 84 2-1 18 1B 22 1B 1B		S FF 94 S CU 73 B CU 75 B SI 94 S CU 75 2-3 K ①	B SI 94 S SI 94 F SI 96 X SI 94 1-2 F7 ③		B SI 88 F SI 86 B SL 85 C CU 76 S CH 76 2-3 K ③		5	1	1	0	0	3	3
18 Garret Anderson, L (1, 7) OBP: 0.309, SLG: 0.414 30 Reid Gorecki, R (9, 7) OBP: 0.231, SLG: 0.208		C SI 95 F FF 94 X SI 95 0-2 19 BB 22 2B 1B	B SI 92 B SI 92 X SI 94 2-0 22 1B 1-3 1B		B SL 83 B SI 94 F SL 84 F SI 94 F SI 96 B CU 74 B SL 86 4-2 19 G1-3 BB		S SL 80 X SL 78 0-1 P3 ①		C FF 95 F FS 88 S SL 85 0-3 K ①	4 0	1 0	2 0	0 0	1 0	1 0	0 0
19 Yunel Escobar, R (1, 6) OBP: 0.378, SLG: 0.441		B SI 93 C SL 85 B SI 93 B SI 93 C FF 94 B SL 86 4-2 22 2B 2 SF7 1-2 BB	F SI 93 B SI 93 F SI 93 F SI 93 S SI 94 1-3 K ②		C SI 94 S SI 93 B SI 96 B SI 95 D SL 86 X SI 95 3-2 G1-3 1-2		B CH 82 C FF 88 S CH 81 B FF 89 B CH 81 B CH 80 4-2 22 1B 2 1B BB		C FF 95 X FF 98 0-1 G1-3 ②	3	2	0	0	2	1	3
22 Adam LaRoche, L (1, 3) OBP: 0.360, SLG: 0.505		F SI 93 B SI 95 X SI 94 1-1 15 E 24 1B 1-3 2-H 2B	D SL 84 D CU 77 X CU 76 2-0 1-3 3-H 1B		B CU 74 C SI 95 C SI 95 X SI 96 1-2 G1-3 ③		C FF 89 D SL 80 F FF 88 X CU 71 1-2 2 1B 1-3 1B		T FF 97 B FF 96 F SL 87 F SL 86 F FF 99 B FF 99 S FF 95 2-3 K ③	5	1	3	2	0	1	1
2 Kelly Johnson, L (1, 4) OBP: 0.302, SLG: 0.388		D CU 75 C SI 93 B SL 84 B SL 83 X SL 84 3-1 SF7 ② 3-H	C SI 94 B SI 94 S SI 94 B SI 93 X FF 95 2-2 G4-3 ③			L SI 93 F SI 94 C SI 94 0-3 K ①	1 SAFE D SL 79 1 SAFE P PO 80 X FF 88 2-0 1-2 3-H 1B			3	0	1	2	0	1	2
15 Tim Hudson, R (1, 1) OBP: 0.417, SLG: 0.600 4 Omar Infante, R (7, PH) OBP: 0.354, SLG: 0.374 (7, 5)		B FF 95 X SI 94 1-0 E5 24 1B 2-3		X FF 91 0-0 F9 ①		X FF 94 0-0 10 BB 23 1B 1B	B SI 88 C SL 84 B FF 87 B SI 88 C SI 89 X SL 83 3-2 F4 ②			3 1	0 0	1 0	0 0	0 0	0 0	1 2
Inning Stats	R: 0 E: 0 K: 0 S: 7 H: 0 LOB: 0 BB: 0 P: 11	R: 3 E: 1 K: 1 S: 19 H: 3 LOB: 2 BB: 1 P: 32	R: 1 E: 0 K: 1 S: 12 H: 3 LOB: 3 BB: 0 P: 22	R: 0 E: 0 K: 1 S: 8 H: 1 LOB: 1 BB: 0 P: 13	R: 0 E: 0 K: 1 S: 12 H: 0 LOB: 1 BB: 1 P: 22	R: 0 E: 0 K: 1 S: 10 H: 2 LOB: 3 BB: 1 P: 16	R: 1 E: 0 K: 1 S: 17 H: 2 LOB: 2 BB: 1 P: 28	R: 0 E: 0 K: 1 S: 8 H: 0 LOB: 0 BB: 0 P: 15	R: 0 E: 0 K: 2 S: 10 H: 0 LOB: 0 BB: 0 P: 12	1B: 10 2B: 1 3B: 0 HR: 0 SF: 1 SAC: 0 DP: 0 HBP: 0						

PITCHER		IP	WLS	BF	H	R	ER	SO	BB	IBB	HBP	BLK	WP	HR	S	P	ERA	WHIP
34 Mike Pelfrey, R ERA: 5.08	(1, 1)	6.0	L	31	9	4	3	5	3	0	0	0	0	0	68	116	4.50	2.000
36 Ken Takahashi, L ERA: 3.0	(7, 1)	0.1		4	2	1	1	0	1	0	0	0	0	0	9	15	27.00	9.000
64 Elmer Dessens, R ERA: 2.78	(7, 1)	1.1		4	0	0	0	1	0	0	0	0	0	0	13	23	0.00	0.000
25 Pedro Feliciano, L ERA: 3.14	(8, 1)	0.1		1	0	0	0	1	0	0	0	0	0	0	3	5	0.00	0.000
39 Bobby Parnell, R ERA: 5.46	(9, 1)	1.0		3	0	0	0	2	0	0	0	0	0	0	10	12	0.00	0.000

PITCHER	IP	WLS	BF	H	R	ER	SO	BB	IBB	HBP	BLK	WP	HR	S	P	ERA	WHIP

TOP

Atlanta Braves @ New York Mets

Citi Field, Flushing, NY

Wed Sep 23 2009, 7:10 PM EDT

Att. 38,266 - Cloudy - 76 F

livebaseballscorecards.com

AB	38
R	5
H	11
RBI	5
BB	4
SO	9
LOB	18

PA: 43

WP: 0 PB: 0 SB: 0 CS: 0

Atlanta Braves @ New York Mets

Citi Field, Flushing, NY

Wed Sep 23 2009, 7:10 PM EDT

Att. 38,266 - Cloudy - 76 F

livebaseballscorecards.com

BOTTOM

Batter	1	2	3	4	5	6	7	8	9	AB	R	H	RBI	BB	SO	LOB
16 Ángel Pagán, S (1, 7) OBP: 0.341, SLG: 0.480	B FF 90 C FF 91 X SI 90 1-1 G5-3		C FC 87 F SI 91 B FS 82 B FS 83 B SI 91 F SI 91 X SI 92 3-2 1 1B 1-3 1B	B FS 83 F SI 92 B SI 92 S FS 82 X SI 92 2-2 E4 1 G4-6-3 1-2 2-3 3-H			C SI 90 X SI 90 0-1 2B		C SI 93 B SL 82 B SI 93 B SI 93 B FF 95 4-1 15 DI BB	4	0	2	1	1	0	2
1 Luis Castillo, S (1, 4) OBP: 0.399, SLG: 0.358	C SI 91 B SI 92 C SI 92 B FS 83 B SI 93 F SI 91 X SI 92 3-2 L8		B SI 91 X SI 92 1-0 5 S 1-3 3-H 1B	F SI 91 B FC 87 X SI 91 1-1 G4-6-3 1-2f			B SI 89 C SI 90 X SI 90 1-1 F8		C SI 94 X SI 95 0-1 F8	5	0	1	1	0	0	5
5 David Wright, R (1, 5) OBP: 0.395, SLG: 0.448	F FF 93 B SI 92 X SI 92 1-1 15 1B 1B		C CU 76 X SI 93 0-1 G4-3 1-2		B FF 89 F SI 90 B SI 92 B SI 91 S SI 91 B SI 92 4-2 28 G1-6-3 15 1B BB		C SI 90 B SL 79 X SI 92 1-1 G5-3		C FF 92 F FF 93 F SL 85 B FF 94 C SL 82 1-3 K	4	0	1	0	1	1	4
15 Carlos Beltrán, S (1, 8) OBP: 0.421, SLG: 0.512	1 SAFE B SI 90 F FC 87 B SI 91 1 SAFE X SI 91 2-1 1-2 1B		F CU 75 F SI 92 F FC 83 B FC 87 F SI 93 D CU 78 D FC 84 C SI 92 3-3 K		1 SAFE X SI 91 0-0 28 G1-6-3 1-2 1B		B SI 92 B CH 82 C SI 93 C SL 80 B SI 91 F SI 90 B SL 80 4-2 BB		C FF 97 X SI 97 0-1 F7 1-2	4	0	2	0	1	1	3
28 Daniel Murphy, L (1, 3) OBP: 0.311, SLG: 0.423	S SI 92 S FS 83 X FC 90 0-2 G4-3		X FS 84 0-0 G4-3		X SI 91 0-0 G1-6-3 1-2f 2-3		C FF 90 B SL 84 S SL 84 B SI 92 S SL 84 2-3 K			4	0	0	0	0	1	8
12 Jeff Francoeur, R (1, 9) OBP: 0.307, SLG: 0.411		C FC 84 B SI 91 T CU 75 S FS 84 1-3 K	X FC 85 0-0 11 1B 23 1B 16 E 1B	X SI 91 0-0 G3-1				B FF 92 B FF 92 X FF 91 2-0 9 WP 2B		4	1	2	0	0	1	1
23 Brian Schneider, L (1, 2) OBP: 0.294, SLG: 0.339 17 Fernando Tatis, R (8, PH) OBP: 0.328, SLG: 0.415 39 Bobby Parnell, R (9, 1) OBP: 0.125, SLG: 0.125		F SI 92 X SI 91 0-1 G5-3	X FS 82 0-0 16 E 11 1B 1-2 1B		C SI 89 B SI 88 S SI 88 B FS 79 X FS 80 2-2 11 G6-4-3 1B		B SL 80 C SL 83 S FF 93 S SL 86 1-3 K		3 1 0	0 0 0	2 0 0	0 0 0	0 1 0	0 1 0	0 1 0
11 Anderson Hernandez, S (1, 6) OBP: 0.314, SLG: 0.333 10 Gary Sheffield, R (8, PH) OBP: 0.370, SLG: 0.451 4 Wilson Valdez, R (9, 6) OBP: 0.321, SLG: 0.320		L SI 91 F SI 92 X FS 84 0-2 F7	T SI 91 X SI 91 0-1 16 E 1-2 2-3 1B		X SI 90 0-0 G6-4-3 1-2f		B SL 81 C SL 81 B SL 82 X FF 94 2-1 P2		3 1 0	0 0 0	1 0 0	0 0 0	0 0 0	0 0 0	1 1 0
34 Mike Pelfrey, R (1, 1) OBP: 0.148, SLG: 0.120 18 Jeremy Reed, L (6, PH) OBP: 0.292, SLG: 0.312 36 Ken Takahashi, L (7, 1) 64 Elmer Dessens, R (7, 1) 25 Pedro Feliciano, L (8, 1) 9 Omir Santos, R (8, PH) OBP: 0.286, SLG: 0.395 (9, 2)			B FF 89 B SI 87 B FF 88 B FF 87 4-0 16 1B 1 1B BB	F SI 91 C FC 86 F SI 92 F FC 86 S FC 86 0-3 K		B FC 82 X FF 88 1-0 G3-1	T SL 84 S FF 94 F FF 94 F SL 84 B SL 87 B FF 94 S SL 85 2-3 K 2-3		1 1 0 0 0 0 1	1 0 0 0 0 0 0	0 0 0 0 0 0 1	0 0 0 0 0 0 0	1 0 0 0 0 0 0	1 0 0 0 0 0 1	3 0 0 0 0 0 1
Inning Stats	R: 0 E: 0 K: 0 S: 13 H: 2 LOB: 2 BB: 0 P: 20	R: 0 E: 0 K: 1 S: 8 H: 0 LOB: 0 BB: 0 P: 9	R: 1 E: 0 K: 1 S: 13 H: 2 LOB: 2 BB: 1 P: 24	R: 1 E: 1 K: 1 S: 14 H: 3 LOB: 2 BB: 0 P: 17	R: 0 E: 0 K: 0 S: 5 H: 1 LOB: 1 BB: 1 P: 9	R: 0 E: 0 K: 0 S: 5 H: 1 LOB: 0 BB: 0 P: 8	R: 0 E: 0 K: 1 S: 12 H: 1 LOB: 2 BB: 1 P: 20	R: 0 E: 0 K: 2 S: 11 H: 1 LOB: 1 BB: 0 P: 18	R: 0 E: 0 K: 1 S: 9 H: 0 LOB: 1 BB: 1 P: 14	1B: 9 2B: 2 3B: 0 HR: 0 SF: 0 SAC: 0 DP: 3 HBP: 0						

AB	36
R	2
H	11
RBI	2
BB	4
SO	7
LOB	30

WP: 1 PA: 40
PB: 0
SB: 1
CS: 0

PITCHER		IP	WLS	BF	H	R	ER	SO	BB	IBB	HBP	BLK	WP	HR	S	P	ERA	WHIP
15 Tim Hudson, R ERA: 3.56	(1, 1)	6.0	W	27	9	2	2	3	2	0	0	0	0	0	58	87	3.00	1.833
58 Peter Moylan, R ERA: 2.78	(7, 1)	0.2	H	4	1	0	0	0	1	0	0	0	0	0	9	15	0.00	3.000
34 Eric O'Flaherty, L ERA: 3.06	(7, 1)	0.1	H	1	0	0	0	1	0	0	0	0	0	0	3	5	0.00	0.000
51 Michael Gonzalez, L ERA: 2.56	(8, 1)	1.0	H	4	1	0	0	2	0	0	0	0	1	0	11	18	0.00	1.000
Rafael Soriano, R ERA: 3.07	(9, 1)	1.0	S	4	0	0	0	1	1	0	0	0	0	0	9	14	0.00	1.000

PITCHER	IP	WLS	BF	H	R	ER	SO	BB	IBB	HBP	BLK	WP	HR	S	P	ERA	WHIP

Batter	1	2	3	4	5	6	7	8	9	AB	R	H	RBI	BB	SO	LOB
24 Nate McLouth, L (1, 8) OBP: 0.352, SLG: 0.442	C FF 88 C SI 89 S CH 84 0-3 ① **K**	F FF 90 X SL 81 0-1 ② **L9**		C CH 81 B FF 88 B SL 81 F FF 90 S SI 88 2-3 ③ **K**			X CH 80 0-0 ① **G4-3**	B SL 80 B SL 81 C SI 91 X SI 90 2-1 ③ **G4-3**		5	0	0	0	0	2	3
14 Martín Prado, R (1, 4) OBP: 0.350, SLG: 0.465	B FF 90 B FF 90 C SI 90 X CH 84 2-1 ② **F8**	B FF 90 B SI 91 X SI 91 2-0 ③ **G4-3**			C FF 89 X SI 90 0-1 **2B**		C CU 72 B SI 89 B CH 83 F FF 90 X FF 91 2-2 ② **L8**		X FC 90 0-0 **HR**	5	1	2	1	0	0	0
10 Chipper Jones, S (1, 5) OBP: 0.391, SLG: 0.438	C SI 91 F SI 89 B FF 90 B CH 83 X SI 90 2-2 16 BB 19 E **1B**		F CU 73 F SI 90 B FF 89 B SL 82 S CH 83 2-3 ① **K**		B SI 87 C SI 91 C CU 73 F FF 91 X CH 84 1-2 ① **G5-3**		B CH 81 C FF 89 F CH 82 X FF 90 1-2 **2B**		C FF 90 B FF 91 X FC 89 1-1 ① **G4-3**	5	1	2	0	0	1	1
16 Brian McCann, L (1, 2) OBP: 0.348, SLG: 0.495	B FF 87 S SL 81 B SI 90 B SI 90 B SI 90 4-1 19 E 18 1B **1-2** **BB**		B CH 82 B FF 90 F FF 90 B SL 82 F SI 89 X SL 83 3-2 18 S **1B**		C CH 82 B SI 89 F SI 89 B SL 80 S SI 90 2-3 ② **K**		C SL 80 B SL 80 F SL 81 F SL 78 X FF 89 1-2 ③ **G6-3**		B FF 90 X FF 91 1-0 ② **P5**	4	1	1	0	1	1	2
19 Yunel Escobar, R (1, 6) OBP: 0.376, SLG: 0.438	C CH 81 B SI 90 C SI 89 B CH 84 X SI 90 2-2 **E4** 18 1B **1-2** **2-H**		C CH 81 B SI 89 X SI 90 1-1 ② **F9**		X SI 89 0-0 ③ **L4**			B CU 80 C SI 94 X FF 93 1-1 **E6** 18 G3 23 1B **1B**	B FC 86 X FC 90 1-0 ③ **G6-3**	5	1	1	0	0	0	3
18 Garret Anderson, L (1, 7) OBP: 0.308, SLG: 0.412 30 Reid Gorecki, R (9, 7) OBP: 0.231, SLG: 0.208	B SL 82 F SL 83 X SL 83 1-1 23 BB **1-3** **2-H** **1B**		C FF 91 B CU 75 X SL 83 1-1 ③ **G5-3** **1-2**			C SL 80 C FF 89 B FF 91 X FF 91 1-2 ① **G1-3**		B SI 93 B SI 93 X SI 93 2-0 ① **G3** **2-3**		4 0	0 0	1 0	1 0	0 0	0 0	2 0
23 Matt Diaz, R (1, 9) OBP: 0.398, SLG: 0.497	B SI 90 B FF 89 C CH 82 B FF 89 B SI 90 4-1 **1-2** **BB**			X CH 82 0-0 33 SH1 **1B**		S FF 91 B FF 90 B SI 85 B FF 91 B SI 92 4-1 **BB**		X SL 88 0-0 33 SH2-4 22 S **3-H** **1B**		2	0	2	1	2	0	0
22 Adam LaRoche, L (1, 3) OBP: 0.359, SLG: 0.502	S SL 84 B SL 83 B FF 89 F FF 90 X SL 83 2-2 ③ **F9**			1 SAFE T FF 88 B SL 79 B FF 89 B FF 90 F FF 89 S SL 80 3-3 ① **K**		B CH 81 F FF 88 C SL 80 S SL 80 1-3 ② **K**		1 SAFE B SI 93 B CU 79 I IN 83 I IN 84 4-0 33 SH2-4 **1-2** **IBB**		3	0	0	0	1	2	5
33 Javier Vazquez, R (1, 1) OBP: 0.217, SLG: 0.227		C FF 87 F CH 80 F CU 74 F SI 90 F CU 75 X SI 90 0-2 ① **G6-3**		L SI 88 X CH 78 0-1 ② **SH1** **1-2**		F CH 81 B CU 73 F SI 88 X CU 73 1-2 ③ **L7**		L SL 88 X SL 87 0-1 ② **SH2-4** **1-2** **2-3**		2	0	0	0	0	0	1
Inning Stats	R: 2 E: 1 K: 1 S: 18 H: 2 LOB: 3 BB: 2 P: 35	R: 0 E: 0 K: 0 S: 9 H: 0 LOB: 0 BB: 0 P: 11	R: 0 E: 0 K: 1 S: 10 H: 1 LOB: 1 BB: 0 P: 17	R: 0 E: 0 K: 2 S: 9 H: 1 LOB: 1 BB: 0 P: 14	R: 0 E: 0 K: 1 S: 10 H: 1 LOB: 1 BB: 0 P: 13	R: 0 E: 0 K: 1 S: 10 H: 0 LOB: 1 BB: 1 P: 17	R: 0 E: 0 K: 0 S: 11 H: 1 LOB: 1 BB: 0 P: 15	R: 1 E: 1 K: 0 S: 8 H: 2 LOB: 2 BB: 1 P: 17	R: 1 E: 0 K: 0 S: 5 H: 1 LOB: 0 BB: 0 P: 8	1B: 6 2B: 2 3B: 0 HR: 1	SF: 0 SAC: 2 DP: 0 HBP: 0	WP: 0 PB: 0 SB: 2 CS: 0	PA: 41			

PITCHER		IP	WLS	BF	H	R	ER	SO	BB	IBB	HBP	BLK	WP	HR	S	P	ERA	WHIP
31 John Lannan, L ERA: 3.93	(1, 1)	7.0	L	31	6	2	0	6	3	0	0	0	0	0	77	122	0.00	1.286
42 Jason Bergmann, R ERA: 4.95	(8, 1)	0.2		5	2	1	0	0	0	1	0	0	0	0	6	13	0.00	3.000
41 Ron Villone, L ERA: 4.33	(8, 1)	0.1		1	0	0	0	0	0	0	0	0	0	0	2	4	0.00	0.000
52 Saul Rivera, R ERA: 6.29	(9, 1)	1.0		4	1	1	1	0	0	0	0	0	0	1	5	8	9.00	1.000

PITCHER	IP	WLS	BF	H	R	ER	SO	BB	IBB	HBP	BLK	WP	HR	S	P	ERA	WHIP

TOP

Atlanta Braves @ Washington Nationals

Nationals Park, Washington, DC

Fri Sep 25 2009, 7:05 PM EDT

Att. 28,276 - Cloudy - 71 F

livebaseballscorecards.com

AB	35
R	4
H	9
RBI	3
BB	4
SO	6
LOB	17

Batter	1	2	3	4	5	6	7	8	9	AB	R	H	RBI	BB	SO	LOB
22 Willie Harris, L (1, 7) OBP: 0.361, SLG: 0.385	B SI 89 X SI 89 1-0 6 FC5-4 1B		B FF 90 C SL 83 S CH 83 B SI 91 F FF 92 S CU 69 2-3 ② K			B CU 76 C SL 83 X SL 84 1-1 ① F9		F FF 90 B FF 91 S CU 73 X CH 74 1-2 ③ F9		4	0	1	0	0	1	0
6 Ian Desmond, R (1, 6) OBP: 0.333, SLG: 0.467	C SI 90 X FF 90 0-1 ① FC5-4 11 CI 1-2f		B FF 92 X SI 92 1-0 ③ G6-3			B SI 90 X SI 90 1-0 ② L1-4-3			B SI 90 F SI 90 F CU 75 B SL 84 S FF 93 2-3 ① K	4	0	0	0	0	1	1
44 Adam Dunn, L (1, 3) OBP: 0.406, SLG: 0.547	B SI 90 C CU 74 X FF 91 1-1 ② F8			B CH 83 C FF 90 X SL 85 1-1 ① P2		X FF 91 0-0 ③ L4			C CU 77 X CU 79 0-1 ② G1-3	4	0	0	0	0	0	1
11 Ryan Zimmerman, R (1, 5) OBP: 0.361, SLG: 0.516	1 SAFE C SI 91 F CH 80 0-2 CI 1-2			B FF 90 C SL 84 S FF 93 D CU 69 X FF 93 2-2 16 F8 2B			C FF 90 S SL 80 X SL 87 0-2 ① G4-3		C SI 91 C SI 93 C CU 69 0-3 ③ K	3	0	1	0	0	1	0
16 Josh Willingham, R (1, 9) OBP: 0.378, SLG: 0.515	C CU 76 S CU 72 S SL 86 0-3 ③ K			C SI 91 X SI 92 0-1 ② F8 2-3			X SI 90 0-0 ② G5-3			3	0	0	0	0	1	3
24 Pete Orr, L (1, 4) OBP: 0.305, SLG: 0.415		B CH 81 F SL 83 B SL 85 F SL 83 B SL 79 B FF 92 4-2 30 CS BB		B CU 76 S CU 76 X SL 84 1-1 ③ F9			C FF 90 X CU 73 0-1 ③ G1-3			2	0	0	0	1	0	1
7 Josh Bard, S (1, 2) OBP: 0.288, SLG: 0.367		B FF 91 F FF 92 S FF 90 B FF 90 F FF 92 X FF 92 2-2 ① L8			B FF 89 F SI 90 X FF 91 1-1 ① G6-3			B FF 90 F SI 90 X FF 92 1-1 HR		3	1	1	1	0	0	1
30 Justin Maxwell, R (1, 8) OBP: 0.312, SLG: 0.353		F CU 76 S FF 93 1 SAFE B CU 68 B SL 85 B FF 93 X FF 94 3-2 ②③ F8 1-2			C FF 91 B SL 85 F CU 74 B CU 73 S FF 92 2-3 ② K			C SL 81 B CU 76 F SL 83 D CU 70 F FF 91 B FF 92 S FF 92 3-3 ① K		3	0	0	0	0	2	1
31 John Lannan, L (1, 1) OBP: 0.172, SLG: 0.161 42 Jason Bergmann, R (8, 1) 41 Ron Villone, L (8, 1) 15 Cristian Guzman, S (8, PH) OBP: 0.306, SLG: 0.389 52 Saul Rivera, S (9, 1) OBP: 0.500, SLG: 0.333			B FF 89 C SI 87 F FF 90 S CH 78 1-3 ① K		X SI 90 0-0 ③ G1-3			C SL 83 B CH 77 F CH 80 X CH 75 1-2 ② F8		2 0 0 1 0	0 0 0 0 0	0 0 0 0 0	0 0 0 0 0	0 0 0 0 0	1 0 0 0 0	0 0 0 0 0
Inning Stats	R: 0 E: 1 K: 1 S: 10 H: 1 LOB: 2 BB: 0 P: 12	R: 0 E: 0 K: 0 S: 9 H: 0 LOB: 0 BB: 1 P: 18	R: 0 E: 0 K: 2 S: 8 H: 0 LOB: 0 BB: 0 P: 12	R: 0 E: 0 K: 0 S: 9 H: 1 LOB: 1 BB: 0 P: 13	R: 0 E: 0 K: 1 S: 6 H: 0 LOB: 0 BB: 0 P: 9	R: 0 E: 0 K: 0 S: 4 H: 0 LOB: 0 BB: 0 P: 6	R: 0 E: 0 K: 0 S: 6 H: 0 LOB: 0 BB: 0 P: 6	R: 1 E: 0 K: 1 S: 12 H: 1 LOB: 0 BB: 0 P: 18	R: 0 E: 0 K: 2 S: 8 H: 0 LOB: 0 BB: 0 P: 10	1B: 1 2B: 1 3B: 0 HR: 1	SF: 0 SAC: 0 DP: 0 HBP: 0			WP: 0 PB: 0 SB: 0 CS: 1	PA: 31		

PITCHER	IP	WLS	BF	H	R	ER	SO	BB	IBB	HBP	BLK	WP	HR	S	P	ERA	WHIP
33 Javier Vazquez, R (1, 1) ERA: 2.83	9.0	W	31	3	1	1	7	1	0	0	0	0	1	72	104	1.00	0.444

PITCHER	IP	WLS	BF	H	R	ER	SO	BB	IBB	HBP	BLK	WP	HR	S	P	ERA	WHIP

BOTTOM

Atlanta Braves @ Washington Nationals

Nationals Park, Washington, DC

Fri Sep 25 2009, 7:05 PM EDT

Att. 28,276 - Cloudy - 71 F

livebaseballscorecards.com

AB	29
R	1
H	3
RBI	1
BB	1
SO	7
LOB	8

Batter	1	2	3	4	5	6	7	8	9	AB	R	H	RBI	BB	SO	LOB
24 Nate McLouth, L (1, 8) OBP: 0.350, SLG: 0.439	B SI 93 F SI 93 X SI 94 1-1 ① G5-3	C SI 93 C CH 81 F FF 94 B CU 78 X CH 82 1-2 ① G4-3		S CH 81 S CH 79 B FC 94 B CH 81 F CH 82 T FF 94 2-2 ① K		C FF 93 B CH 82 X FF 92 1-1 ① P6			B SI 94 B SI 94 B SI 92 C SI 92 S SI 93 X SI 95 3-2 14 SH1-4 10 2B 1B	5	1	1	0	0	1	0
14 Martín Prado, R (1, 4) OBP: 0.354, SLG: 0.467	B FF 94 B FF 93 C FF 94 F FF 93 B SL 86 B FF 94 4-2 16 1B, 10 1B 19 1B BB	B SI 95 X SI 94 1-0 10 E 2B		B CH 83 B FF 94 C FF 93 B SL 83 B SI 93 4-1 10 G1-3, 10 WP 18 2B BB		C FF 92 X SL 80 0-1 ② G5-3			B SI 93 X SI 94 1-0 SH1-4 1-2 ①	2	3	1	0	2	0	0
10 Chipper Jones, S (1, 5) OBP: 0.391, SLG: 0.439	B SI 93 X SI 94 1-0 16 1B 19 1B 1-2 1B	X CH 81 0-0 E9 2-H		F SI 92 B SI 92 B CH 80 F FF 94 F CU 78 X CH 82 2-2 ② G1-3 1-3		B FF 93 X CH 81 1-0 ③ F9			C SI 96 D SI 94 X SI 95 1-1 16 HR 2-H 2B	5	2	2	1	0	0	1
16 Brian McCann, L (1, 2) OBP: 0.350, SLG: 0.501	B SI 92 B SI 94 X SI 93 2-0 19 1B 23 1B 1-2 2-3 1B	C CU 76 X SI 92 0-1 ② L8		S CH 82 B FF 93 F CU 77 B FF 94 B CH 79 D CH 82 4-2 18 2B BB			F SI 92 F SL 79 X FF 90 0-2 ① P5		B SL 79 B SI 89 X SL 86 2-0 2-H HR	4	2	2	2	1	0	1
18 Garret Anderson, L (1, 7) OBP: 0.309, SLG: 0.414 30 Reid Gorecki, R (9, PR) OBP: 0.231, SLG: 0.208 (9, 7)	C CH 82 F SI 94 F SI 95 S CH 81 0-3 ② K	X CH 83 0-0 ③ P6		C SI 91 X SI 91 0-1 1-3 3-H 2B			B FF 94 C CH 81 X CH 84 1-1 ② F9		B FF 90 B SI 89 X SI 90 2-0 19 2B 1B	5 0	0 1	2 0	1 0	0 0	1 0	4 0
19 Yunel Escobar, R (1, 6) OBP: 0.377, SLG: 0.440	C SL 85 F FF 94 X FF 96 0-2 23 1B 23 E 1-3 2-H 3-H 1B	B SI 93 F SI 92 X CH 82 1-1 ① G5-3	C SI 94 C FF 93 D CU 80 B FF 94 S CH 82 2-3 ③ K				C SL 84 B FF 92 X FF 93 1-1 ③ G5-3		C FF 93 X SL 86 0-1 22 E 1-H 2B	5	2	2	3	0	1	2
22 Adam LaRoche, L (1, 3) OBP: 0.363, SLG: 0.505	B CU 78 B FF 94 I IN 74 I IN 77 4-0 23 E IBB	X FF 93 0-0 23 G3 2B		B CH 79 F SI 91 X SI 92 1-1 ① G2-3				B FF 92 B CH 83 B FF 93 B FF 93 4-0 23 G6-4-3 BB	F SI 93 B SI 94 X SI 95 1-1 E9 23 G6-3 2-H 1B	3	0	2	1	2	0	0
23 Matt Diaz, R (1, 9) OBP: 0.395, SLG: 0.493	X FF 94 0-0 E5 48 FC4-6 1-2 2-H 3-H 1B	X CH 82 0-0 ② G3 2-3		C CU 75 L FF 92 C FF 92 0-3 ② K				L SL 83 L FF 91 X SL 82 0-2 ① ② G6-4-3 1-2f	C CU 79 B FF 94 X FF 94 1-1 ② G6-3 2-3	5	0	1	1	0	1	4
48 Tommy Hanson, R (1, 1) OBP: 0.056, SLG: 0.056 2 Kelly Johnson, L (8, PH) OBP: 0.301, SLG: 0.386 51 Michael Gonzalez, R (8, 1) 20 Greg Norton, S (9, PH) OBP: 0.315, SLG: 0.164 34 Eric O'Flaherty, L (9, 1) Rafael Soriano, R (9, 1)	S FF 93 B CU 77 S SL 84 X SI 95 1-2 ③ FC4-6 1-2f	B CU 76 F FF 93 C SL 85 S SL 83 1-3 ③ K		X SL 80 0-0 ③ G1-3				C FF 93 F CH 84 B SL 82 B FF 92 F CH 82 F FF 94 F FF 93 B SL 85 F FF 92 3-2 ③ X FF 92 G4-3	X FF 94 0-0 ③ F7	3 1 0 1 0 0	0 0 0 0 0 0	0 0 0 0 0 0	0 0 0 0 0 0	1 0 0 0 0 0	0 0 0 0 0 0	3 0 0 2 0 0
Inning Stats	R: 4 E: 1 K: 1 S: 17 H: 4 LOB: 2 BB: 2 P: 30	R: 1 E: 1 K: 0 S: 9 H: 1 LOB: 1 BB: 0 P: 11	R: 0 E: 0 K: 1 S: 7 H: 1 LOB: 1 BB: 0 P: 9	R: 1 E: 0 K: 2 S: 16 H: 1 LOB: 2 BB: 2 P: 30	R: 0 E: 0 K: 1 S: 6 H: 0 LOB: 0 BB: 0 P: 7	R: 0 E: 0 K: 0 S: 5 H: 0 LOB: 0 BB: 0 P: 7	R: 0 E: 0 K: 0 S: 7 H: 0 LOB: 0 BB: 0 P: 9	R: 0 E: 0 K: 0 S: 10 H: 0 LOB: 0 BB: 1 P: 17	R: 5 E: 1 K: 0 S: 15 H: 6 LOB: 2 BB: 0 P: 26	1B: 7 2B: 5 3B: 0 HR: 1	SF: 0 SAC: 1 DP: 1 HBP: 0	WP: 1 PB: 0 SB: 0 CS: 0	PA: 45			

PITCHER		IP	WLS	BF	H	R	ER	SO	BB	IBB	HBP	BLK	WP	HR	S	P	ERA	WHIP
49 Garrett Mock, R ERA: 5.91	(1, 1)	5.0	L	27	7	6	4	5	3	1	0	0	1	0	55	87	7.20	2.000
58 Zack Segovia, R ERA: 6.75	(6, 1)	3.0		9	0	0	0	0	1	0	0	0	0	0	22	33	0.00	0.333
54 Mike MacDougal, R ERA: 4.14	(9, 1)	0.1		3	2	2	2	0	0	0	0	0	0	0	6	11	54.00	6.000
41 Ron Villone, L ERA: 4.74	(9, 1)	0.0		2	2	1	1	0	0	0	0	0	0	1	2	6	∞	∞
26 Logan Kensing, R ERA: 9.74	(9, 1)	0.2		4	2	2	2	0	0	0	0	0	0	0	7	9	27.00	3.000

PITCHER	IP	WLS	BF	H	R	ER	SO	BB	IBB	HBP	BLK	WP	HR	S	P	ERA	WHIP

TOP

Atlanta Braves @ Washington Nationals

Nationals Park, Washington, DC

Sat Sep 26 2009, 1:05 PM EDT

Att. 29,058 - Overcast - 64 F

livebaseballscorecards.com

AB	39
R	11
H	13
RBI	9
BB	5
SO	5
LOB	17

BOTTOM

Atlanta Braves @ Washington Nationals

Nationals Park, Washington, DC

Sat Sep 26 2009, 1:05 PM EDT

Att. 29,058 - Overcast - 64 F

livebaseballscorecards.com

Batter	1	2	3	4	5	6	7	8	9	AB	R	H	RBI	BB	SO	LOB
22 Willie Harris, L (1, 8) OBP: 0.360, SLG: 0.385 30 Justin Maxwell, R (8, PH) OBP: 0.321, SLG: 0.353 (9, 8)	C FF 90 F FF 92 B CU 76 B FF 93 X FF 92 2-2 ① G3-1		X FF 90 0-0 2-H 1B		B FF 92 X FF 93 1-0 ② B1			B SL 78 B SL 78 B FF 90 C FF 89 B FF 90 4-1 BB		3 0	0 0	1 0	1 0	0 1	0 0	0 0
24 Pete Orr, L (1, 5) OBP: 0.290, SLG: 0.393 58 Zack Segovia, R (6, 1) 11 Ryan Zimmerman, R (8, PH) OBP: 0.361, SLG: 0.515 54 Mike MacDougal, S (9, 1) 41 Ron Villone, L (9, 1) 26 Logan Kensing, R (9, 1)	C FF 92 B FF 91 C FF 92 B SL 85 S SL 85 2-3 ② K		1 SAFE X FF 90 0-0 ③ P6		B CU 75 C FF 91 B CH 85 S CH 83 X SL 84 2-2 ③ L4			B SL 78 S SL 79 F SL 80 X SI 91 1-2 ② F9		3 0 1 0 0 0	0 0 0 0 0 0	0 0 0 0 0 0	0 0 0 0 0 0	1 0 0 0 0 0	1 0 1 0 0 0	1 0 1 0 0 0
16 Josh Willingham, R (1, 7) OBP: 0.375, SLG: 0.510	C FF 93 B FF 94 X FF 94 1-1 ③ F8			C SL 83 X FF 90 0-1 ① F8		F SL 83 B FF 91 S CU 74 B CH 86 B CU 76 S SL 85 3-3 ① K		C SL 80 D SL 84 S SL 82 C FF 92 1-3 ③ K		4	0	0	0	0	2	1
44 Adam Dunn, L (1, 3) OBP: 0.403, SLG: 0.543		C FF 91 B FF 89 F FF 92 F SL 84 B CU 75 B SL 83 F FF 93 F SL 84 F FF 94 3-2 ① G6-3 X CU 75		T CH 80 B FF 89 B FF 89 S CH 81 S CH 83 2-3 ② K		C CU 74 F SL 83 F SL 81 S FF 93 0-3 ② K			C FF 89 S CH 83 C SL 83 0-3 ① K	4	0	0	0	0	3	0
34 Elijah Dukes, R (1, 9) OBP: 0.339, SLG: 0.409		B SL 85 B FF 93 S FF 92 S SL 86 S FF 86 2-3 ② K		X FF 92 0-0 ③ G6-3		B SL 86 X FF 92 1-0 ③ F9			S CH 83 B SI 90 X SI 90 1-1 12 1B 6 SF9 1B	4	1	1	0	0	1	0
7 Josh Bard, S (1, 2) OBP: 0.291, SLG: 0.366		X FF 92 0-0 ③ P6			B FF 90 B FF 89 B FF 90 C FF 90 B FF 92 4-1 12 1B 28 HR BB		C CU 72 B FF 91 C FF 91 S CH 84 1-3 ① K		B FF 90 F SI 90 X CH 84 1-1 12 1B 1-2 1B	3	1	1	0	1	1	0
12 Alberto Gonzalez, R (1, 4) OBP: 0.297, SLG: 0.358			C FF 89 F SL 84 B FF 93 X SL 84 1-2 ① F9		C FF 91 X FF 91 0-1 28 HR 1-2 1B		F FF 91 X SL 84 0-1 ② F8		C SI 90 X CH 84 0-1 1-2 2-3 1B	4	1	2	0	0	0	0
6 Ian Desmond, R (1, 6) OBP: 0.327, SLG: 0.458			C FF 91 F FF 93 B FF 94 F CH 85 X CU 76 1-2 49 SH3-4 22 1B 1B		C SL 85 B SL 85 B FF 93 S FF 94 X FF 94 2-2 ① P4		F FF 92 B FF 92 F FF 94 C SL 82 1-3 ③ K		B SI 91 B SI 91 C SI 90 B SI 91 C SI 91 X SI 91 3-2 ② SF9 3-H	3	1	1	1	0	1	2
49 Garrett Mock, S (1, 1) OBP: 0.095, SLG: 0.095 28 Michael Morse, R (5, PH) OBP: 0.286, SLG: 0.444 (6, 5)			X FF 86 0-0 ② SH3-4 1-2		C CH 85 B CU 74 B FF 93 B CH 86 S FF 92 F FF 94 X FF 93 3-2 1-H 2-H HR			F FF 88 C SL 80 B FF 91 B FF 90 S SL 81 2-3 ① K	S FF 93 S SI 93 B FF 94 S FF 93 1-3 ③ K	0 3	0 1	0 1	0 3	0 0	0 2	0 2
Inning Stats	R: 0 E: 0 K: 1 S: 8 H: 0 LOB: 0 BB: 0 P: 13	R: 0 E: 0 K: 1 S: 11 H: 0 LOB: 0 BB: 0 P: 16	R: 1 E: 0 K: 0 S: 10 H: 2 LOB: 1 BB: 0 P: 12	R: 0 E: 0 K: 1 S: 6 H: 0 LOB: 0 BB: 0 P: 8	R: 3 E: 0 K: 0 S: 14 H: 2 LOB: 0 BB: 1 P: 26	R: 0 E: 0 K: 2 S: 8 H: 0 LOB: 0 BB: 0 P: 12	R: 0 E: 0 K: 2 S: 8 H: 0 LOB: 0 BB: 0 P: 10	R: 0 E: 0 K: 2 S: 10 H: 0 LOB: 1 BB: 1 P: 18	R: 1 E: 0 K: 2 S: 15 H: 3 LOB: 2 BB: 0 P: 21	1B: 6 2B: 0 3B: 0 HR: 1 SF: 1 SAC: 1 DP: 0 HBP: 0						WP: 0 PB: 0 SB: 0 CS: 0 PA: 36	

PITCHER		IP	WLS	BF	H	R	ER	SO	BB	IBB	HBP	BLK	WP	HR	S	P	ERA	WHIP
48 Tommy Hanson, R ERA: 2.98	(1, 1)	7.0	W	26	4	4	4	7	1	0	0	0	0	1	65	97	5.14	0.714
51 Michael Gonzalez, L ERA: 2.52	(8, 1)	1.0	H	4	0	0	0	2	1	0	0	0	0	0	10	18	0.00	1.000
34 Eric O'Flaherty, L ERA: 3.19	(9, 1)	0.2		5	3	1	1	1	0	0	0	0	0	0	12	17	13.50	4.500
Rafael Soriano, R ERA: 3.06	(9, 1)	0.1		1	0	0	0	1	0	0	0	0	0	0	3	4	0.00	0.000

PITCHER	IP	WLS	BF	H	R	ER	SO	BB	IBB	HBP	BLK	WP	HR	S	P	ERA	WHIP

Batter	1	2	3	4	5	6	7	8	9	10	AB	R	H	RBI	BB	SO	LOB
24 Nate McLouth, L (1, 8) OBP: 0.351, SLG: 0.437	F FF 84 B FF 84 B CH 78 F SI 85 C SI 84 2-3 K		B SI 84 X CH 80 1-0 F8		C SI 86 B SI 80 B SI 86 F SI 81 X SI 88 2-2 FC4 14 G4-6-3 1-2		B CU 77 B FF 92 B CH 80 B FF 90 4-0 BB			B SI 96 C SI 95 B SL 85 B SI 95 B SI 96 4-1 10 1B 14 HBP 16 G1-3 BB	3	1	0	0	2	1	1
14 Martín Prado, R (1, 4) OBP: 0.354, SLG: 0.468	B FF 85 X SL 79 1-0 G6-3			C FF 84 F SI 86 B CU 61 B FF 86 F FF 87 X CU 71 2-2 16 F7 18 G6-3 2B	B SI 87 C SI 86 B SI 87 C SL 78 X SI 88 2-2 G4-6-3 1-2f		B FC 86 C FF 92 F FF 93 T FF 91 1-2 K			H SI 96 1-0 16 G1-3 4 1B 10 1B 1-2 HBP	4	2	1	0	0	1	4
10 Chipper Jones, S (1, 5) OBP: 0.391, SLG: 0.439	X SI 84 0-0 F8			B SI 86 B CH 80 F SI 82 X CU 65 2-1 16 F7 19 3B 1B		B SI 85 X SI 84 1-0 F7		C FF 91 B CU 75 B FF 92 X FF 91 2-1 G3-1		X SI 96 0-0 16 G1-3 4 1B 1-2 2-3	5	2	2	0	0	0	0
16 Brian McCann, L (1, 2) OBP: 0.349, SLG: 0.498		B SI 83 F CH 79 F SI 84 F SI 84 X SI 87 1-2 18 G3 1B		B FF 85 C SI 85 X SL 83 1-1 F7 1-2 2-3		C SI 85 B CU 62 F SI 86 F FF 87 F SL 80 B SI 86 X CH 80 2-2 G4-3		B FF 91 F FC 86 B CH 80 S CH 80 X FF 92 2-2 P5		X SI 96 0-0 G1-3 1-2 2-3 3-H	5	0	1	1	0	0	4
18 Garret Anderson, L (1, 7) OBP: 0.307, SLG: 0.411 30 Reid Gorecki, R (8, 7) OBP: 0.231, SLG: 0.208 4 Omar Infante, R (10, PH) OBP: 0.357, SLG: 0.377 Rafael Soriano, R (10, 1)		C SI 83 X CH 79 0-1 G3 1-2		X SI 86 0-0 G6-3 3-H		B CH 77 B SI 84 F CH 79 X FF 84 2-1 L8		C CU 76 X CH 80 0-1 L9		C SI 97 B SL 83 F SI 96 X SL 83 1-2 2-H 3-H 1B	4 0 1 0	0 0 0 0	0 0 1 0	1 0 2 0	0 0 0 0	0 0 0 0	2 0 0 0
19 Yunel Escobar, R (1, 6) OBP: 0.379, SLG: 0.444		B SL 83 B SI 86 X SL 81 2-0 F9		C SI 87 S SL 85 B SL 86 F FF 87 X SL 84 1-2 2-H 3B			C SI 87 B SI 86 B SI 87 F SL 76 F SI 87 B SI 87 B FF 87 4-2 22 2B BB		X FC 87 0-0 23 G6-4-3 1B C SI 94 X SI 95 0-1 G3-1	4	1	2	1	1	0	2
22 Adam LaRoche, L (1, 3) OBP: 0.362, SLG: 0.505		C SL 82 F FF 80 B FF 87 S CU 63 1-3 K		B SI 86 S SI 86 D CH 80 X CH 80 2-1 F8			C SI 85 X SI 86 0-1 23 SH3-4 2B 1-H		L FC 86 B CH 79 S CH 78 X FF 91 1-2 F8		4	0	1	1	0	1	3
23 Matt Diaz, R (1, 9) OBP: 0.392, SLG: 0.489 (10, 7)			C SI 86 B CU 64 B SL 81 X SL 82 2-1 G1-3		X FF 82 0-0 G6-3		C SI 86 X FF 84 0-1 SH3-4 2-3		C FC 85 D CU 77 X FF 91 1-1 G6-4-3 1-2f		3	0	0	0	0	0	1
32 Derek Lowe, R (1, 1) OBP: 0.281, SLG: 0.226 20 Greg Norton, S (7, PH) OBP: 0.312, SLG: 0.162 58 Peter Moylan, R (7, 1) 51 Michael Gonzalez, R (9, 1) 7 Brooks Conrad, S (10, PH) OBP: 0.283, SLG: 0.449 25 Ryan Church, L (10, 9) OBP: 0.336, SLG: 0.385			C SI 86 F FF 87 X SL 77 0-2 G5-3		C SI 86 B FF 87 F SI 86 F FF 87 F CU 70 B SL 84 X SL 76 2-2 24 E 1B		B FF 92 C FC 86 B FC 88 X CH 80 2-1 G3			B SI 97 B SI 94 C SI 94 X SI 95 2-1 G4-3	2 1 0 0 1	0 0 0 0 0	1 0 0 0 0	0 0 0 0 0	0 0 0 0 0	0 0 0 0 0	0 1 0 0 0
Inning Stats	R: 0 E: 0 K: 1 S: 5 H: 0 LOB: 0 BB: 0 P: 8	R: 0 E: 0 K: 1 S: 10 H: 1 LOB: 1 BB: 0 P: 14	R: 0 E: 0 K: 0 S: 6 H: 0 LOB: 0 BB: 0 P: 9	R: 2 E: 0 K: 0 S: 15 H: 3 LOB: 1 BB: 0 P: 23	R: 0 E: 1 K: 0 S: 12 H: 1 LOB: 1 BB: 0 P: 18	R: 0 E: 0 K: 0 S: 8 H: 0 LOB: 0 BB: 0 P: 13	R: 1 E: 0 K: 1 S: 12 H: 1 LOB: 2 BB: 2 P: 23	R: 0 E: 0 K: 0 S: 7 H: 0 LOB: 0 BB: 0 P: 11	R: 0 E: 0 K: 0 S: 6 H: 1 LOB: 0 BB: 0 P: 8	R: 3 E: 0 K: 0 S: 10 H: 2 LOB: 1 BB: 1 P: 18	1B: 6 2B: 2 3B: 1 HR: 0	SF: 0 SAC: 1 DP: 2 HBP: 1	WP: 0 PB: 0 SB: 0 CS: 0	PA: 42			

PITCHER	IP	WLS	BF	H	R	ER	SO	BB	IBB	HBP	BLK	WP	HR	S	P	ERA	WHIP
61 Livan Hernandez, R (1, 1) ERA: 5.48	6.1		26	6	3	3	2	1	0	0	0	0	0	63	96	4.26	1.105
36 Tyler Clippard, R (7, 1) ERA: 3.02	2.2		9	1	0	0	1	1	0	0	0	0	0	18	31	0.00	0.750
54 Mike MacDougal, R (10, 1) ERA: 4.59	1.0	L	7	2	3	3	0	1	0	1	0	0	0	10	18	27.00	3.000

PITCHER	IP	WLS	BF	H	R	ER	SO	BB	IBB	HBP	BLK	WP	HR	S	P	ERA	WHIP

TOP

Atlanta Braves @ Washington Nationals

Nationals Park, Washington, DC

Sun Sep 27 2009, 1:35 PM EDT
Att. 27,840 - Partly Cloudy - 70 F

livebaseballscorecards.com

AB	37
R	6
H	9
RBI	6
BB	3
SO	3
LOB	18

Batter	1	2	3	4	5	6	7	8	9	10	AB	R	H	RBI	BB	SO	LOB
22 Willie Harris, L (1, 8) OBP: 0.364, SLG: 0.395	S SI 88 X SI 89 0-1 F7 ①		B SL 80 B SI 89 X SI 88 2-0 11 F8 6 BB 1B		C SL 79 B SI 88 X SL 80 1-1 6 G3 1B		X SI 91 0-0 3B		C FF 93 1 SAFE B SL 82 X FF 92 1-1 B1 ①		5	0	3	0	0	0	1
6 Ian Desmond, R (1, 6) OBP: 0.316, SLG: 0.423	C SI 89 B SI 90 S SI 89 B SI 89 X SI 89 2-2 G5-3 ②		1 SAFE D SI 89 1 SAFE F SI 88 B SI 89 B SI 89 B SI 89 4-1 16 BB 1-2 BB		1 SAFE B SI 88 1 SAFE C SI 88 1 SAFE F SI 87 B SI 88 1 SAFE F SI 88 3-2 B SI 89 F SI 89 X SL 81 G3 ① 1-2		C SI 92 B SL 80 F SL 81 X SI 92 1-2 G3 ①		S FF 93 1 SAFE S FF 93 X FF 94 0-2 P3 ②		4	0	0	0	1	0	3
11 Ryan Zimmerman, R (1, 5) OBP: 0.361, SLG: 0.519	B SI 90 X SI 90 1-0 HR		B SI 89 B SI 88 C SI 89 2 SAFE B SI 89 X SL 81 3-1 F8 ② 2-3		B SI 88 C SL 80 X SL 80 1-1 F8 ②		B SL 81 B SI 93 I I 4-0 IBB		B SL 84 B FF 94 C SL 81 F SL 84 B FF 95 F SL 83 S SL 84 3-3 K ③		4	1	1	1	1	1	4
16 Josh Willingham, R (1, 7) OBP: 0.376, SLG: 0.515	X SI 89 0-0 HR		B FC 87 B FC 87 B SI 88 B SI 89 4-0 1-2 BB		S FC 86 B SI 88 B FC 86 C FC 86 B FC 86 X FC 86 3-2 G6-3 ③		C SI 89 B SL 78 F SL 79 C SL 79 1-3 K ②			X FF 94 0-0 F8 ①	4	1	1	1	1	1	3
34 Elijah Dukes, R (1, 9) OBP: 0.334, SLG: 0.404	B SL 80 C SL 80 B SI 88 B SI 89 C SL 81 F SL 81 S SI 89 3-3 K ③		B SI 88 X SL 80 1-0 P6 ③			X SI 87 0-0 P3 ①	C SL 80 S SL 80 C SL 81 0-3 K ③			B FF 94 C FF 92 X SL 84 1-1 G3 ②	5	0	0	0	0	2	5
28 Michael Morse, R (1, 3) OBP: 0.273, SLG: 0.500		C SI 88 S SI 88 X SI 88 0-2 G6-3 ①		B SL 79 X SL 79 1-0 HR		C SI 87 B FC 85 S SI 87 S SI 87 1-3 K ②		B SI 91 B SI 92 C SI 92 X SI 92 2-1 G1-3 ①		C FF 96 C FF 95 S SL 87 0-3 K ③	5	1	1	1	0	2	0
32 Jamie Burke, R (1, 2) OBP: 0.170, SLG: 0.184		C SI 88 F SI 89 S SL 80 0-3 K ②		X SI 88 0-0 G5-3 ①		C SI 88 B SI 88 B SI 88 X SI 88 2-1 61 WP 12 1B 1B		C SI 92 C SL 80 S SL 78 0-3 K ②			4	0	1	0	0	2	0
12 Alberto Gonzalez, R (1, 4) OBP: 0.296, SLG: 0.356		B SI 88 X SI 89 1-0 G5-3 ③		C SI 88 X SI 89 0-1 L9 ②		B SI 88 B SI 88 X SI 88 2-0 61 WP 1-2 1B		S SL 80 B SI 91 S SL 81 S SL 80 1-3 K ③			4	0	1	0	0	1	0
61 Livan Hernandez, R (1, 1) OBP: 0.170, SLG: 0.157			C SI 87 B SI 88 X SL 79 1-1 G1-3 ①	X SI 89 0-0 G6-3 ③		B SL 81 B SI 87 B SI 87 C SI 88 C SI 89 F SI 88 X SI 88 3-2 G6-3 ③ 1-2 2-3			B FF 92 X FF 91 1-0 1B		3	0	0	0	0	0	2
36 Tyler Clippard, R (7, 1)											0	0	0	0	0	0	0
15 Cristian Guzman, S (9, PH) OBP: 0.307, SLG: 0.390											1	0	1	0	0	0	0
30 Justin Maxwell, R (9, PR) OBP: 0.321, SLG: 0.353											0	0	0	0	0	0	0
54 Mike MacDougal, S (10, 1)											0	0	0	0	0	0	0
Inning Stats	R: 2 E: 0 K: 1 S: 11 H: 2 LOB: 0 BB: 0 P: 17	R: 0 E: 0 K: 1 S: 7 H: 0 LOB: 0 BB: 0 P: 8	R: 0 E: 0 K: 0 S: 7 H: 1 LOB: 3 BB: 2 P: 22	R: 1 E: 0 K: 0 S: 5 H: 1 LOB: 0 BB: 0 P: 6	R: 0 E: 0 K: 0 S: 12 H: 1 LOB: 1 BB: 0 P: 20	R: 0 E: 0 K: 1 S: 11 H: 2 LOB: 2 BB: 0 P: 19	R: 0 E: 0 K: 2 S: 10 H: 1 LOB: 2 BB: 1 P: 16	R: 0 E: 0 K: 2 S: 8 H: 0 LOB: 0 BB: 0 P: 11	R: 0 E: 0 K: 1 S: 10 H: 1 LOB: 1 BB: 0 P: 15	R: 0 E: 0 K: 1 S: 6 H: 0 LOB: 0 BB: 0 P: 7	1B: 5 2B: 0 3B: 1 HR: 3 SF: 0 SAC: 0 DP: 0 HBP: 0	WP: 1 PB: 0 SB: 0 CS: 0 PA: 42					

PITCHER		IP	WLS	BF	H	R	ER	SO	BB	IBB	HBP	BLK	WP	HR	S	P	ERA	WHIP
32 Derek Lowe, R ERA: 4.55	(1, 1)	6.0		27	7	3	3	3	2	0	0	0	1	3	53	92	4.50	1.500
58 Peter Moylan, R ERA: 2.7	(7, 1)	2.0		8	1	0	0	4	0	1	0	0	0	0	18	27	0.00	0.500
51 Michael Gonzalez, L ERA: 2.49	(9, 1)	1.0	W	4	1	0	0	1	0	0	0	0	0	0	10	15	0.00	1.000
Rafael Soriano, R ERA: 3.01	(10, 1)	1.0	S	3	0	0	0	1	0	0	0	0	0	0	6	7	0.00	0.000

PITCHER	IP	WLS	BF	H	R	ER	SO	BB	IBB	HBP	BLK	WP	HR	S	P	ERA	WHIP

BOTTOM

Atlanta Braves @ Washington Nationals

Nationals Park, Washington, DC

Sun Sep 27 2009, 1:35 PM EDT
Att. 27,840 - Partly Cloudy - 70 F

livebaseballscorecards.com

AB	39
R	3
H	9
RBI	3
BB	3
SO	9
LOB	18

Batter	1	2	3	4	5	6	7	8	9	AB	R	H	RBI	BB	SO	LOB
8 Chris Coghlan, L (1, 7) OBP: 0.385, SLG: 0.450	B FF 89 X FF 89 1-0 24 SH1-3 1B		X FF 90 0-0 ① G4-3			B SI 88 C FF 86 B CH 81 X CH 80 2-1 3 F9 24 BB 1B	C CH 81 B SI 93 B FF 91 C FF 92 F CH 82 X CH 84 2-2 ③ FC4-6 1-2f			4	0	2	0	0	0	2
24 Cameron Maybin, R (1, 8) OBP: 0.308, SLG: 0.373	X FF 91 0-0 ① SH1-3 1-2		B FF 92 B SI 91 F FF 90 B FF 90 X FF 90 3-1 ② P5			B CH 80 1 SAFE 1 SAFE F CH 82 B SI 90 B SI 91 B FF 90 4-1 1-2 BB		B SI 91 C SI 90 B SL 79 C SI 92 T SI 92 2-2 ① K		2	0	0	0	1	1	0
2 Hanley Ramirez, R (1, 6) OBP: 0.412, SLG: 0.549	B CH 82 F SI 90 C SI 93 X FF 91 1-2 ② F8		B SI 91 B CH 83 X FF 92 2-0 ③ F8			F FF 91 C SI 92 B SL 81 B FF 92 B FF 94 F FF 93 S FF 93 3-3 ① K		B SI 92 B SL 80 C SI 91 S SL 80 F SL 78 B SI 92 B SI 93 4-2 3 G6-4-3 BB		3	0	0	0	1	1	3
3 Jorge Cantu, R (1, 5) OBP: 0.344, SLG: 0.442	C FF 93 F FF 91 S SL 81 0-3 ③ K			B SL 77 X FF 90 1-0 ① F8		B CH 82 B CH 82 X FF 92 2-0 ② F9 2-3		B SI 90 X SI 90 1-0 ②③ G6-4-3 1-2f		4	0	0	0	0	1	4
7 Ross Gload, L (1, 3) OBP: 0.337, SLG: 0.399		C FF 89 B CH 79 B FF 89 F FF 90 X FF 90 2-2 E6 25 G5-3 21 1B		X FF 88 0-0 ② G3-1		1 SAFE 1 SAFE B SI 91 B CH 82 F FF 92 F CH 81 X CH 82 2-2 ③ G3			B SI 92 X SI 92 1-0 ① F9	4	0	0	0	0	0	2
6 Dan Uggla, R (1, 4) OBP: 0.350, SLG: 0.453		B CH 80 B CH 82 X FF 91 2-0 ① F7		C FF 91 B FF 89 X CH 82 1-1 ③ G5-3			X FF 90 0-0 21 1B 2B		B SL 83 B FF 92 C SL 81 S SL 83 S SL 80 2-3 ② K	4	0	1	0	0	1	1
21 John Baker, L (1, 2) OBP: 0.350, SLG: 0.413		C FF 90 X SI 90 0-1 25 G5-3 1-2 1B			C FF 90 X FF 89 0-1 ① F7		F CH 81 B FF 90 S FF 90 B FF 91 B CH 81 F FF 90 X FF 90 3-2 8 FC4-6 2-3 1B		C SL 81 B SI 94 F SI 94 X SL 84 1-2 ③ F7	4	0	2	0	0	0	0
25 Brett Carroll, R (1, 9) OBP: 0.333, SLG: 0.438		B FF 92 X FF 90 1-0 ② G5-3 1-2 2-3			B FF 90 B FF 91 X FF 91 2-0 ② F8		C CH 81 S FF 89 B FF 93 X CH 80 1-2 ① F9			3	0	0	0	0	0	4
19 Aníbal Sánchez, R (1, 1) 37 Renyel Pinto, L (6, 1) 27 Jeremy Hermida, L (7, PH) OBP: 0.348, SLG: 0.392 53 Dan Meyer, R (7, 1) 40 Kiko Calero, R (8, 1)		X FF 92 0-0 ③ G5-3			B FF 90 C FF 89 X FF 90 1-1 ③ G6-3		F FF 90 C FF 91 B FF 92 S CH 82 1-3 ② K			2 0 1 0 0	0 0 0 0 0	0 0 0 0 0	0 0 0 0 0	0 0 0 0 0	0 0 1 0 0	2 0 2 0 0
Inning Stats	R: 0 E: 0 K: 1 S: 8 H: 1 LOB: 1 BB: 0 P: 10	R: 0 E: 1 K: 0 S: 8 H: 1 LOB: 2 BB: 0 P: 13	R: 0 E: 0 K: 0 S: 4 H: 0 LOB: 0 BB: 0 P: 9	R: 0 E: 0 K: 0 S: 4 H: 0 LOB: 0 BB: 0 P: 6	R: 0 E: 0 K: 0 S: 5 H: 0 LOB: 0 BB: 0 P: 8	R: 0 E: 0 K: 1 S: 11 H: 1 LOB: 2 BB: 1 P: 24	R: 0 E: 0 K: 1 S: 15 H: 2 LOB: 2 BB: 0 P: 22	R: 0 E: 0 K: 1 S: 7 H: 0 LOB: 0 BB: 1 P: 14	R: 0 E: 0 K: 1 S: 7 H: 0 LOB: 0 BB: 0 P: 11	1B: 4 2B: 1 3B: 0 HR: 0 SF: 0 SAC: 1 DP: 1 HBP: 0						

PITCHER		IP	WLS	BF	H	R	ER	SO	BB	IBB	HBP	BLK	WP	HR	S	P	ERA	WHIP
49 Jair Jurrjens, R ERA: 2.61	(1, 1)	7.0	W	28	5	0	0	3	1	0	0	0	0	0	55	92	0.00	0.857
58 Peter Moylan, R ERA: 2.66	(8, 1)	1.0	H	3	0	0	0	1	1	0	0	0	0	0	7	14	0.00	1.000
Rafael Soriano, R ERA: 2.97	(9, 1)	1.0		3	0	0	0	1	0	0	0	0	0	0	7	11	0.00	0.000

PITCHER	IP	WLS	BF	H	R	ER	SO	BB	IBB	HBP	BLK	WP	HR	S	P	ERA	WHIP

TOP

Florida Marlins @ Atlanta Braves

Turner Field, Atlanta, GA

Mon Sep 28 2009, 7:00 PM EDT

Att. 25,046 - Clear - 77 F

livebaseballscorecards.com

AB	31
R	0
H	5
RBI	0
BB	2
SO	5
LOB	20

WP: 0 PA: 34
PB: 0
SB: 0
CS: 0

Florida Marlins @ Atlanta Braves

Turner Field, Atlanta, GA

Mon Sep 28 2009, 7:00 PM EDT

Att. 25,046 - Clear - 77 F

livebaseballscorecards.com

BOTTOM

Batter	1	2	3	4	5	6	7	8	9	AB	R	H	RBI	BB	SO	LOB
24 Nate McLouth, L (1, 8) OBP: 0.353, SLG: 0.435	B FF 91 B FS 84 B FF 92 B FF 91 4-0 10 BB 14 S 16 G3 BB		X SI 90 0-0 ① F8	B FS 84 B SI 91 T FS 84 B SI 90 B FS 84 4-1 BB		B SL 85 X FF 94 1-0 ③ G4-3		B CU 78 B CH 80 B FF 87 C FF 87 S FF 88 B FF 88 4-2 1-2 2-3 3-H BB		2	1	0	1	3	0	0
14 Martín Prado, R (1, 4) OBP: 0.353, SLG: 0.463	B FF 92 B FF 92 B FS 85 C FF 93 B FF 91 4-1 16 G3 10 BB 18 SF8 1-2 BB		C SI 88 F SL 85 B SL 84 X FS 85 1-2 ② F9	X SI 92 0-0 ③ G6-3			B SL 85 C FF 90 C FF 90 F CH 80 F FF 91 B SL 85 X FF 91 2-2 ① L8	B SL 79 C FF 88 X SL 79 1-1 ③ F7		4	1	0	0	1	0	6
10 Chipper Jones, S (1, 5) OBP: 0.393, SLG: 0.446	B SL 84 D SI 92 B FS 86 C FF 91 B FS 84 4-1 18 SF8 16 G3 1-2 2-3 BB		X CU 76 0-0 HR	C FF 90 B SI 91 B SL 81 B FS 84 B FF 89 4-1 18 FC3-6 16 BB BB			B FF 92 C SL 86 C CH 80 B FF 91 F FF 91 S FF 93 2-3 ② K			2	1	1	1	2	1	0
16 Brian McCann, L (1, 2) OBP: 0.350, SLG: 0.496	B CU 77 B SI 88 C SI 91 X SI 91 2-1 ① G3 1-2 2-3 3-H		B SI 91 B FS 84 C SI 90 F SL 83 B SI 92 F FS 85 B SI 92 4-2 BB	B SI 91 B SI 91 B FS 83 B FF 91 4-0 18 FC3-6 1-2 BB			X SL 86 0-0 ③ G5-3			2	0	0	1	2	0	2
18 Garret Anderson, L (1, 7) OBP: 0.306, SLG: 0.410 30 Reid Gorecki, R (8, PR) OBP: 0.231, SLG: 0.208 (9, 7)	X SI 92 0-0 ② SF8 2-3 3-H		X SI 91 0-0 ③ F8		B SL 84 F SI 92 B SL 84 F SI 92 X SI 92 2-2 ① FC3-6 1-2f 2-3			T SL 84 X SL 85 0-1 23 BB 19 SH1-3 24 BB 1B		3 0	0 1	1 0	1 0	0 0	0 0	3 0
19 Yunel Escobar, R (1, 6) OBP: 0.378, SLG: 0.442	B FS 85 X SI 92 1-0 ③ G1-3			B SL 81 B SL 82 B SI 89 B FF 89 4-0 49 SH2-4 22 1B BB	B FF 91 B SI 90 C SL 83 F SI 90 C SI 91 2-3 ② K			X FF 87 0-0 ① SH1-3 1-2		2	0	0	0	1	1	3
22 Adam LaRoche, L (1, 3) OBP: 0.363, SLG: 0.504		B SI 90 C CU 74 S FS 85 F SI 92 B FS 87 B FS 85 X SI 93 3-2 ① F9	C SI 90 X SI 90 0-1 49 SH2-4 1-2 1B		C FS 84 B SI 89 B SL 82 X SI 91 2-1 ③ P6			I IN 73 I IN 71 I IN 72 I IN 73 4-0 24 BB 23 BB IBB		3	0	1	0	1	0	2
23 Matt Diaz, R (1, 9) OBP: 0.391, SLG: 0.485		C SL 85 F SI 93 B FF 94 B SI 93 S SL 83 2-3 ② K	S SI 90 F SI 91 B FF 92 S FS 84 1-3 ① K			B CH 84 B FF 93 S CH 84 C CH 84 C FF 94 2-3 ① K		D SL 80 B SL 79 B SL 79 B FF 88 4-0 24 BB 1-2 2-3 BB		3	0	0	0	1	3	2
49 Jair Jurrjens, R (1, 1) OBP: 0.211, SLG: 0.156 58 Peter Moylan, R (8, 1) 4 Omar Infante, R (8, PH) OBP: 0.356, SLG: 0.375 Rafael Soriano, R (9, 1)		B FF 92 C SI 91 F SI 91 S FF 93 1-3 ③ K	X FF 92 0-0 ② SH2-4 1-2 2-3			B FF 94 C FF 94 S SI 93 C FF 94 1-3 ② K		C FF 88 B FF 88 X SL 80 1-1 ② P3		2 0 1 0	0 0 0 0	0 0 0 0	0 0 0 0	2 0 0 0	0 0 0 0	0 0 3 0
Inning Stats	R: 2 E: 0 K: 0 S: 6 H: 0 LOB: 1 BB: 3 P: 21	R: 0 E: 0 K: 2 S: 10 H: 0 LOB: 0 BB: 0 P: 16	R: 1 E: 0 K: 0 S: 9 H: 1 LOB: 1 BB: 1 P: 14	R: 0 E: 0 K: 1 S: 8 H: 1 LOB: 3 BB: 2 P: 17	R: 0 E: 0 K: 1 S: 9 H: 0 LOB: 2 BB: 2 P: 23	R: 0 E: 0 K: 2 S: 7 H: 0 LOB: 0 BB: 0 P: 11	R: 0 E: 0 K: 1 S: 10 H: 0 LOB: 0 BB: 0 P: 14	R: 1 E: 0 K: 0 S: 9 H: 1 LOB: 3 BB: 3 P: 23		1B: 2 2B: 0 3B: 0 HR: 1	SF: 1 SAC: 2 DP: 0 HBP: 0			WP: 0 PB: 0 SB: 1 CS: 0	PA: 38	

	AB	24
	R	4
	H	3
	RBI	4
	BB	11
	SO	7
	LOB	21

PITCHER		IP	WLS	BF	H	R	ER	SO	BB	IBB	HBP	BLK	WP	HR	S	P	ERA	WHIP
19 Aníbal Sánchez, R ERA: 4.1	(1, 1)	5.0	L	25	2	3	3	4	8	0	0	0	0	1	42	91	5.40	2.000
37 Renyel Pinto, L ERA: 3.41	(6, 1)	1.0		3	0	0	0	2	0	0	0	0	0	0	7	11	0.00	0.000
53 Dan Meyer, L ERA: 3.02	(7, 1)	1.0		4	1	1	1	1	0	0	0	0	0	0	12	16	9.00	1.000
40 Kiko Calero, R ERA: 1.86	(8, 1)	1.0		6	0	0	0	0	2	1	0	0	0	0	7	21	0.00	2.000

PITCHER	IP	WLS	BF	H	R	ER	SO	BB	IBB	HBP	BLK	WP	HR	S	P	ERA	WHIP

Batter	1	2	3	4	5	6	7	8	9	AB	R	H	RBI	BB	SO	LOB
8 Chris Coghlan, L (1, 7) OBP: 0.389, SLG: 0.457	B FF 90 C SI 91 C SI 91 X FS 84 1-2 2 BB 1B	X SI 92 0-0 G4-3			B FS 82 B SI 90 C SI 90 F SI 90 F SI 91 F SI 91 B SI 93 B SI 92 4-2 24 HR BB		C SI 91 C FC 88 B SI 85 X FC 87 1-2 24 SH1-3 3 1B 2B	F SL 80 X FF 92 0-1 2B		4	2	3	0	1	0	1
24 Cameron Maybin, R (1, 8) OBP: 0.313, SLG: 0.395	1 SAFE C SI 90 X FC 83 0-1 ① F9		C SI 90 F SI 90 F FC 84 X FC 86 0-2 2 CS 1B		F FC 88 B SI 91 X FC 86 1-1 1-H HR		X FF 91 0-0 ① SH1-3 2-3	C SL 80 C SL 81 B SL 81 B FF 92 S SL 83 2-3 ③ K		4	1	2	2	0	1	2
2 Hanley Ramirez, R (1, 6) OBP: 0.411, SLG: 0.546	C SI 90 B FC 86 B FC 86 1 SAFE B SI 91 S FC 86 B SI 93 4-2 1-2 BB		S FS 82 1 SAFE B SI 90 C FC 85 S SI 91 1-3 ① ② 1-2 K		C SI 91 B FF 92 S FS 83 B FS 83 S SI 92 2-3 ① K		I IN 69 I IN 75 I IN 74 I IN 77 4-0 7 F8 3 1B IBB		B CU 79 C SI 91 F FF 91 B CH 82 X CU 81 2-2 ① G5-3	3	0	0	0	2	2	1
3 Jorge Cantu, R (1, 5) (9, 3) OBP: 0.343, SLG: 0.440	B FF 92 C FS 82 S FC 86 X SI 92 1-2 ② F9		B FF 91 F FC 85 B FF 91 S SI 91 F SI 92 F SI 91 S FC 87 2-3 ③ K		F SI 90 B CU 76 B CU 74 B FS 82 X SI 91 3-1 ② G6-3		B SI 86 1 SAFE C SI 92 F SI 92 X FO 86 1-2 7 F8 1-2 3-H 1B		B SI 91 B SI 92 C SI 90 X SI 92 2-1 ② F9	5	0	1	1	0	1	2
7 Ross Gload, L (1, 3) OBP: 0.331, SLG: 0.390 46 Juan Carlos Oviedo, R (9, 1)	B FS 81 C SI 91 F SI 91 X FS 82 1-2 ③ F8			C SI 90 B CU 73 X SI 90 1-1 ① G3	S FS 78 F FF 92 B SI 91 X FC 86 1-2 ③ G1-3		S SI 92 F SI 92 X FO 84 0-2 ② F8 1-2 2-3		C SI 92 X SI 91 0-1 ③ F7	5 0	0 0	0 0	0 0	0 0	0 0	4 0
6 Dan Uggla, R (1, 4) OBP: 0.353, SLG: 0.462		B FC 86 C SI 90 X SI 91 1-1 21 1B 55 2B 2B		X SI 90 0-0 HR		B SI 90 C FO 83 B FO 85 F SI 91 F CU 71 S FO 86 2-3 ① K	I IN 71 I IN 76 I IN 76 I IN 78 4-0 IBB			3	2	2	1	1	1	0
21 John Baker, L (1, 2) OBP: 0.352, SLG: 0.414		B SI 91 B SI 91 C SI 91 B FC 87 X SI 91 3-1 55 2B 2-3 1B		C FC 84 X FS 82 0-1 ② G4-3		X FF 91 0-0 1B	C FF 91 C SL 83 X SL 81 0-2 ③ G4-3			4	0	2	0	0	0	3
25 Brett Carroll, R (1, 9) OBP: 0.331, SLG: 0.427		S SI 92 B SI 92 T FC 88 S FC 88 1-3 ① K		B CU 75 B FC 85 B SI 90 B SI 90 4-0 BB		C SI 92 X FF 92 0-1 ② L5		F FF 88 B SL 80 X SL 78 1-1 ① G2-3		3	0	0	0	1	1	3
55 Josh Johnson, L (1, 1) OBP: 0.258, SLG: 0.361 15 Gaby Sanchez, R (6, PH) OBP: 0.273, SLG: 0.500 44 Brian Sanches, R (6, 1) 37 Renyel Pinto, L (6, 1) 59 Brett Hayes, R (8, PH) OBP: 0.333, SLG: 0.636 48 Brendan Donnelly, R (8, 1) 18 Wes Helms, R (9, 5) OBP: 0.312, SLG: 0.365		M SI 91 B SI 91 L SI 91 X FC 88 1-2 ② 1-H 3-H 2B		B SI 91 B FS 82 C FF 91 C SI 91 B SI 92 C SI 91 3-3 ③ K		X SI 91 0-0 ③ G6-3		C FF 89 S SL 80 X FF 91 0-2 ② G5-3		2 1 0 0 1 0 0	0 0 0 0 0 0 0	1 0 0 0 0 0 0	1 0 0 0 0 0 0	0 0 0 0 0 0 0	1 0 0 0 0 0 0	1 1 0 0 0 0 0

TOP

Florida Marlins @ Atlanta Braves

Turner Field, Atlanta, GA

Tue Sep 29 2009, 7:00 PM EDT

Att. 28,669 - Clear - 67 F

livebaseballscorecards.com

AB	35
R	5
H	11
RBI	5
BB	5
SO	7
LOB	18

Inning Stats																		
	R: 0 E: 0 K: 0 S: 13	H: 1 LOB: 2 BB: 1 P: 20	R: 1 E: 0 K: 1 S: 11	H: 3 LOB: 1 BB: 0 P: 17	R: 0 E: 0 K: 2 S: 12	H: 1 LOB: 0 BB: 0 P: 15	R: 1 E: 0 K: 1 S: 8	H: 1 LOB: 1 BB: 1 P: 16	R: 2 E: 0 K: 1 S: 14	H: 1 LOB: 0 BB: 1 P: 25	R: 0 E: 0 K: 1 S: 8	H: 1 LOB: 1 BB: 0 P: 10	R: 1 E: 0 K: 0 S: 13	H: 2 LOB: 3 BB: 2 P: 23	R: 0 E: 0 K: 1 S: 10	H: 1 LOB: 1 BB: 0 P: 13	R: 0 E: 0 K: 0 S: 7	H: 0 LOB: 0 BB: 0 P: 11

| | | | | | | | | | | | | | | | | | |

Florida Marlins @ Atlanta Braves

Turner Field, Atlanta, GA

Tue Sep 29 2009, 7:00 PM EDT

Att. 28,669 - Clear - 67 F

BOTTOM

livebaseballscorecards.com

Batter	1	2	3	4	5	6	7	8	9	AB	R	H	RBI	BB	SO	LOB
24 Nate McLouth, L (1, 8) OBP: 0.353, SLG: 0.432	C FF 91 B FF 93 S SL 87 B FF 94 T SL 87 2-2 ① K		B FF 93 D CH 88 B FF 95 C FF 93 C CH 88 F FF 94 H SL 86 4-2 14 G6-4-3 HBP		F SI 94 B SL 88 C FF 95 1 SAFE B FF 94 T FF 94 2-2 ② K	C SL 82 B FF 93 B FF 92 B FF 92 B FF 92 4-1 14 CS BB		C FF 91 D FF 91 F FF 89 B FF 91 S FS 88 2-3 ③ K		3	0	0	0	1	3	2
14 Martin Prado, R (1, 4) OBP: 0.353, SLG: 0.463	B FF 96 F FF 95 S SL 86 B FF 95 F SL 88 X FF 96 2-2 ② P6		X SI 94 0-0 ② ③ G6-4-3 1-2f		C SL 86 B SI 93 1 SAFE F SI 94 X FF 96 1-2 10 BB 1-2 1B	C FF 91 C FF 91 0-2 ③ CS 1-2	B CH 84 S CH 83 F FF 92 B FF 91 S FF 93 2-3 ① K		C SL 85 C SL 85 X SL 86 0-2 10 G4-3 1B	5	0	2	0	0	1	2
10 Chipper Jones, S (1, 5) OBP: 0.393, SLG: 0.443	F SL 90 C SL 87 B FF 96 X FF 96 1-2 ③ G4-3			B SI 94 B CH 88 F FF 94 C CH 88 F SL 88 B FF 96 B FF 96 4-2 16 1B 18 SF8 BB	B FF 94 C FF 95 B FF 95 B FF 94 B FF 96 4-1 1-2 2-3 BB		C FF 94 S FF 93 B CH 84 B CH 85 B CH 82 S CH 83 3-3 ② K		F FF 95 T FF 94 B FF 95 F SI 95 X CH 89 1-2 ① ② G4-3 1-2f	3	1	0	0	2	1	1
16 Brian McCann, L (1, 2) OBP: 0.350, SLG: 0.494		B FF 92 F SI 92 F CH 86 B FF 95 S FF 94 2-3 ① K2-3		1 SAFE B FF 94 B FF 95 S SI 95 1 SAFE X CH 89 2-1 1-3 1B	B SI 95 B FF 95 B FF 93 C FF 94 X FF 95 3-1 ③ P5		S SL 83 B SL 84 B SL 85 B FF 93 C FF 91 B CH 84 4-2 18 1B BB		B CH 88 B FF 96 B CH 86 C FF 94 X FF 95 3-1 ③ P6	4	0	1	0	1	1	3
18 Garret Anderson, L (1, 7) OBP: 0.308, SLG: 0.412		C SL 86 F SL 86 B FF 95 X CH 87 1-2 ② G6-3		C FF 93 X FF 94 0-1 ① SF8 3-H	B FF 88 S FO 80 X FF 89 1-1 22 WP 19 HBP 23 HR 1B	C FF 93 X FF 92 0-1 1-3 1B			3	1	2	1	0	0	0
19 Yunel Escobar, R (1, 6) OBP: 0.379, SLG: 0.442		X FF 97 0-0 22 S 1B		1 SAFE B FF 92 B SI 93 S SL 87 X FF 92 2-1 ② F8	C FF 89 F SL 82 H FF 88 1-2 22 WP 23 HR 1-2 HBP	X FF 93 0-0 ③ G1-3			3	1	1	0	0	0	3
22 Adam LaRoche, L (1, 3) OBP: 0.360, SLG: 0.500		1 SAFE B FF 94 F CH 88 F FF 94 S FF 95 1-3 ③ K 1-2		1 SAFE B SL 86 X SI 95 1-0 ③ G4-3		B FO 79 C FF 89 C FO 78 B FO 78 X FO 80 2-2 ① F8 1-2 2-3		B CH 85 S FF 89 B CH 84 F FF 89 B FF 92 F FS 88 S FF 91 3-3 ① K		4	0	0	0	0	2	4
23 Matt Diaz, R (1, 9) OBP: 0.392, SLG: 0.492			S FF 94 B FF 94 S FF 94 B FF 93 B FF 95 B FF 95 4-2 15 SH3-4 BB		C SL 85 F CF 92 S FF 95 0-3 ① K	X FF 88 0-0 2-H 3-H HR		B FF 89 B FS 88 C FS 89 B FF 91 X FF 91 3-1 ② F9		3	1	1	3	1	1	0
15 Tim Hudson, R (1, 1) OBP: 0.417, SLG: 0.600 20 Greg Norton, S (5, PH) OBP: 0.319, SLG: 0.162 11 Kenshin Kawakami, R (6, 1) OBP: 0.159, SLG: 0.098 34 Eric O'Flaherty, L (7, 1) 51 Michael Gonzalez, R (8, 1) 4 Omar Infante, R (8, PH) OBP: 0.359, SLG: 0.378 54 Kris Medlen, S (9, 1)			X FF 92 0-0 ① SH3-4 1-2		B SL 86 C FF 95 F CH 88 B FF 95 B SL 88 B FF 96 4-2 10 BB 14 1B BB	B SI 88 B SI 87 C SI 88 F FF 89 X FF 89 2-2 ② F9		C FF 90 B FF 89 B FF 91 B FF 91 C FF 89 X CH 84 3-2 1B		0 0 1 0 0 0 1 0	0 0 0 0 0 0 0 0	0 0 0 0 0 0 1 0	0 1 0 0 0 0 0 0	0 0 0 0 0 0 0 0	0 0 0 0 0 0 0 0	0 0 0 0 0 0 0 0
Inning Stats	R: 0 E: 0 K: 1 S: 10 H: 0 LOB: 0 BB: 0 P: 15	R: 0 E: 0 K: 2 S: 10 H: 1 LOB: 1 BB: 0 P: 14	R: 0 E: 0 K: 0 S: 7 H: 0 LOB: 1 BB: 1 P: 15	R: 1 E: 0 K: 0 S: 10 H: 1 LOB: 1 BB: 1 P: 19	R: 0 E: 0 K: 2 S: 14 H: 1 LOB: 3 BB: 2 P: 28	R: 3 E: 0 K: 2 S: 14 H: 2 LOB: 0 BB: 1 P: 24	R: 0 E: 0 K: 2 S: 11 H: 1 LOB: 2 BB: 1 P: 20	R: 0 E: 0 K: 2 S: 12 H: 1 LOB: 1 BB: 0 P: 23	R: 0 E: 0 K: 0 S: 9 H: 1 LOB: 0 BB: 0 P: 13	1B: 7 2B: 0 3B: 0 HR: 1	SF: 1 SAC: 1 DP: 2 HBP: 2	WP: 1 PB: 0 SB: 1 CS: 1	PA: 41					

	AB	30
	R	4
	H	8
	RBI	4
	BB	6
	SO	9
	LOB	15

PITCHER		IP	WLS	BF	H	R	ER	SO	BB	IBB	HBP	BLK	WP	HR	S	P	ERA	WHIP
55 Josh Johnson, R ERA: 3.08	(1, 1)	5.0		22	3	1	1	5	4	0	1	0	0	0	51	91	1.80	1.400
44 Brian Sanches, R ERA: 2.45	(6, 1)	0.2	B	5	2	3	3	0	0	0	1	0	1	1	11	17	40.50	3.000
37 Renyel Pinto, L ERA: 3.34	(6, 1)	1.1	W	6	1	0	0	2	2	0	0	0	0	0	14	27	0.00	2.250
48 Brendan Donnelly, R ERA: 1.8	(8, 1)	1.0	H	4	1	0	0	2	0	0	0	0	0	0	12	23	0.00	1.000
46 Juan Carlos Oviedo, R ERA: 4.16	(9, 1)	1.0	S	3	1	0	0	0	0	0	0	0	0	0	9	13	0.00	1.000

PITCHER	IP	WLS	BF	H	R	ER	SO	BB	IBB	HBP	BLK	WP	HR	S	P	ERA	WHIP

Florida Marlins @ Atlanta Braves

Turner Field, Atlanta, GA

Wed Sep 30 2009, 7:00 PM EDT

Att. 31,513 - Clear - 71 F

TOP

livebaseballscorecards.com

Batter	1	2	3	4	5	6	7	8	9	AB	R	H	RBI	BB	SO	LOB
8 Chris Coghlan, L (1, 7) OBP: 0.387, SLG: 0.454	C FF 89 C SL 82 B FF 91 B FF 92 X SL 81 2-2 ① L4	C SL 82 F SL 86 X CU 73 0-2 2 G1-3 24 E 3 1B 1B	S FF 91 F FF 91 S FF 91 0-3 ③ K	1 SAFE B FF 91 1 SAFE B SL 79 C SL 81 1 SAFE B SL 81 S SL 83 X FF 90 3-2 ③ F8	B FF 91 B CH 83 F FF 91 B SL 84 X SI 91 3-1 ① F7	5	1	1	0	0	1	2
24 Cameron Maybin, R (1, 8) OBP: 0.315, SLG: 0.395	C SI 92 B FF 92 X CU 74 1-1 ② G5-3	1 SAFE F SL 86 1 SAFE X SI 90 0-1 E5 3 1B 2 G1-3 7 WP 1-2	C SI 88 S FF 90 B SL 84 F FF 91 B FF 92 X FF 92 2-2 ① P5	C SI 90 B SI 90 F FF 90 B CH 82 B CU 81 X SI 91 3-2 2 FC6-4 1B	1 SAFE X SI 92 0-0 2 HBP 1-2 1B	5	1	2	0	0	0	1
2 Hanley Ramirez, R (1, 6) OBP: 0.410, SLG: 0.542	X SI 92 0-0 ③ G5-3	C SI 92 B SI 92 X SL 77 1-1 ① G1-3 1-2 2-3	C SI 91 F SI 92 C CU 75 0-3 ② K	X SI 91 0-0 ① FC6-4 3 G6-3 1-2f	C SI 92 F CH 85 H SL 85 1-2 1-2 2-3 HBP	4	0	0	0	0	1	3
3 Jorge Cantu, R (1, 5) OBP: 0.345, SLG: 0.441 (9, 3)	X FF 91 0-0 25 HBP 29 1B 1B	X SI 93 0-0 7 WP 7 S 6 1B 2-3 3-H 1B	B CU 76 X CU 76 1-0 7 HR 1B	C SI 89 1 SAFE F SI 90 X SI 92 0-2 ② G6-3 1-2	B FF 94 F FF 94 F FF 96 F FF 96 B FF 97 S SL 83 2-3 ② K	5	2	3	1	0	1	4
7 Ross Gload, L (1, 3) OBP: 0.328, SLG: 0.399 46 Juan Carlos Oviedo, R (9, 1) 48 Brendan Donnelly, R (9, 1)	B SI 90 C SI 91 F SI 91 B CH 75 F FF 91 B CU 71 X FF 90 3-2 ① F8	B FF 85 S SI 83 F FF 87 B CH 79 S FF 93 2-3 ② K 1-3 3-H	X FF 92 0-0 1-H HR	C SI 91 F CU 80 S CH 81 0-3 ③ K	S FF 97 X FF 96 0-1 ③ G3	5	1	1	2	0	2	6
						0	0	0	0	0	0	0
						0	0	0	0	0	0	0
6 Dan Uggla, R (1, 4) OBP: 0.352, SLG: 0.460	1 SAFE C SL 78 B SL 83 B SL 84 C SL 82 F SL 86 S CU 70 2-3 ② K	X CU 77 0-0 3-H 1B	C SL 87 X CU 72 0-1 ③ F7	C SI 90 S CH 79 B CH 80 S SI 91 1-3 ① K	4	0	1	1	0	2	1
29 Ronny Paulino, R (1, 2) OBP: 0.340, SLG: 0.424	X SI 91 0-0 25 HBP 1-2 1B	B SL 81 B SL 83 C CU 76 F FF 92 1 SAFE S CU 68 2-3 ③ K	B SL 84 C SL 84 S SL 85 S CU 74 1-3 ① K	C CH 80 B CU 81 X CU 79 1-1 ② G5-3	4	0	1	0	0	2	1
25 Brett Carroll, R (1, 9) OBP: 0.336, SLG: 0.425	C CU 76 H FF 90 1-1 1-2 2-3 HBP	S SL 80 X FF 90 0-1 ① F8	X FF 91 0-0 1B	B CU 82 X SI 91 1-0 ③ F7	3	0	1	0	0	0	0
47 Ricky Nolasco, R (1, 1) OBP: 0.173, SLG: 0.140 53 Dan Meyer, R (8, 1) 18 Wes Helms, R (9, PH) OBP: 0.315, SLG: 0.368 (9, 5)	S SL 77 B FF 92 B FF 92 C SI 92 C CU 72 2-3 ③ K	C SL 83 B FF 88 B FF 89 S FF 90 F FF 91 S CU 70 2-3 ② K	M SL 78 B SL 79 L SL 80 T CU 71 1-2 ② K	B SI 91 X SI 90 1-0 2 HBP 24 1B 1B	3	0	0	0	0	3	4
					0	0	0	0	0	0	0
					1	0	1	0	0	0	0

Inning Stats																								
	R: 0	H: 0	R: 0	H: 2	R: 3	H: 3	R: 0	H: 0	R: 2	H: 2	R: 0	H: 1	R: 0	H: 1	R: 0	H: 0	R: 0	H: 2	1B: 10	SF: 0	WP: 1	PA: 41
	E: 0	LOB: 0	E: 0	LOB: 3	E: 1	LOB: 1	E: 0	LOB: 0	E: 0	LOB: 0	E: 0	LOB: 1	E: 0	LOB: 1	E: 0	LOB: 0	E: 0	LOB: 3	2B: 0	SAC: 0	PB: 0	
	K: 0	BB: 0	K: 2	BB: 0	K: 2	BB: 0	K: 2	BB: 0	K: 1	BB: 0	K: 2	BB: 0	K: 1	BB: 0	K: 1	BB: 0	K: 1	BB: 0	3B: 0	DP: 0	SB: 1	
	S: 6	P: 9	S: 14	P: 22	S: 15	P: 20	S: 9	P: 11	S: 11	P: 14	S: 10	P: 15	S: 10	P: 13	S: 6	P: 9	S: 12	P: 19	HR: 1	HBP: 2	CS: 0	

PITCHER		IP	WLS	BF	H	R	ER	SO	BB	IBB	HBP	BLK	WP	HR	S	P	ERA	WHIP
33 Javier Vazquez, R ERA: 2.87	(1, 1)	6.0	L	28	8	5	3	9	0	0	1	0	1	1	65	91	4.50	1.333
54 Kris Medlen, R ERA: 4.48	(7, 1)	2.0		7	1	0	0	2	0	0	0	0	0	0	16	22	0.00	0.500
34 Eric O'Flaherty, L ERA: 3.15	(9, 1)	0.1		4	2	0	0	0	0	0	1	0	0	0	6	11	0.00	6.000
46 Manny Acosta, R ERA: 4.08	(9, 1)	0.2		2	0	0	0	1	0	0	0	0	0	0	6	8	0.00	0.000

PITCHER	IP	WLS	BF	H	R	ER	SO	BB	IBB	HBP	BLK	WP	HR	S	P	ERA	WHIP

AB	39
R	5
H	11
RBI	4
BB	0
SO	12
LOB	22

Batter	1	2	3	4	5	6	7	8	9	AB	R	H	RBI	BB	SO	LOB
24 Nate McLouth, L (1, 8) OBP: 0.354, SLG: 0.429	C FF 89 B FS 85 F FF 91 F FS 86 S SL 85 1-3 K ①			B FF 91 B FF 90 C FF 90 F FF 91 F SL 82 B FF 92 F FF 93 S SL 84 3-3 K ①		C FF 90 C FF 93 T SL 85 0-2 K ②		F FF 92 B SL 86 B SI 88 S FS 84 B SL 85 B SL 82 4-2 BB	B CH 87 B CH 85 C CH 85 B CH 86 B FF 94 4-1 BB 1-2 2-3	3	0	0	0	2	3	2
14 Martín Prado, R (1, 4) OBP: 0.350, SLG: 0.458	B CU 75 C FF 92 S SL 84 B SL 86 F SL 85 C FF 92 2-3 K ②			C SL 84 F FF 94 F SL 87 B SL 87 S SL 86 1-3 K ②		B SL 85 X SL 83 1-0 FC5 ③ 1-2 2-3f		B FF 92 F FF 90 B SL 83 C FF 93 X SL 85 2-2 F7 ②	D FF 92 1-0 2-5 ③ 3-3	4	0	0	0	0	2	3
10 Chipper Jones, S (1, 5) OBP: 0.391, SLG: 0.439	C CU 75 C FF 92 B SL 85 B FF 93 X SL 84 2-2 G3 ③			F FF 93 B SI 89 S FS 86 S SL 85 1-3 K ③			X SI 88 0-0 F7 ①	B FF 89 X FF 90 1-0 F8 ③		4	0	0	0	0	1	1
16 Brian McCann, L (1, 2) OBP: 0.349, SLG: 0.491		F CU 74 B SL 84 S SL 82 B FF 92 C FF 92 2-3 K ①			C FS 84 B FS 86 F SL 83 S SL 85 1-3 K ①		C FF 88 F FF 92 X SI 88 0-2 G1-3 ②		B FF 94 B FF 92 C FF 93 B FF 95 F SI 93 F FF 95 B FF 93 4-2 18 E 18 G4-3 19 1B BB	3	1	0	0	1	2	0
18 Garret Anderson, L (1, 7) OBP: 0.308, SLG: 0.410		C FF 94 X FS 86 0-1 G4-3 ②			B FF 92 F FF 92 F FF 93 S SI 89 1-3 K2-3 ②		F FF 92 X FF 94 0-1 19 E 19 FC6 22 1B 1B		B SI 93 X FF 93 1-0 G4-3 ① 1-3	4	1	1	0	0	1	1
19 Yunel Escobar, R (1, 6) OBP: 0.380, SLG: 0.442		B SL 85 B SL 84 C SL 83 B FF 92 X FF 92 3-1 22 CS 1B			F FF 94 F FF 93 T SL 87 0-2 K ③		X FF 91 0-0 FC6 22 1B 1-3		X FF 94 0-0 23 E 22 G3 4 1B 1B 3-H	4	2	2	1	0	1	1
22 Adam LaRoche, L (1, 3) OBP: 0.361, SLG: 0.502		F FF 91 B FF 92 1-1 CS ③ 1-2	C CU 73 B FF 92 F FF 91 F SL 82 S SL 85 1-3 K2-3 ①			B FF 92 X FS 83 1-0 14 FC5 2B	B SI 89 X FF 92 1-0 2-H 3-H 1B		C FF 94 X CH 86 0-1 G3 ② 1-2	4	0	2	2	0	1	1
23 Matt Diaz, R (1, 9) OBP: 0.390, SLG: 0.488			C SL 85 B FS 84 S FF 93 S FF 92 1-3 K ②			B FF 90 B FF 91 S FF 91 B SL 84 F FF 91 F FF 93 B SL 84 4-2 14 FC5 BB	F SL 84 B FF 93 S SL 83 F FF 93 S SL 85 1-3 K2-3 ③		X CH 86 0-0 E5 24 BB 4 1B 14 2-5 2-3	3	0	0	0	1	2	2
33 Javier Vazquez, R (1, 1) OBP: 0.214, SLG: 0.224 20 Greg Norton, S (6, PH) OBP: 0.316, SLG: 0.160 54 Kris Medlen, S (7, 1) 7 Brooks Conrad, S (8, PH) OBP: 0.278, SLG: 0.440 34 Eric O'Flaherty, L (9, 1) 46 Manny Acosta, R (9, 1) 4 Omar Infante, R (9, PH) OBP: 0.362, SLG: 0.382			B FF 93 C FF 91 S FF 92 B FF 93 C FF 93 2-3 K ③			B FS 84 F FS 85 F FF 92 B SL 83 S FS 85 2-3 K ①		C SL 81 S FF 92 F SL 85 B FF 93 F SL 84 B FF 94 S FS 85 2-3 K ①	B SI 95 C FF 94 B FF 94 X SI 93 2-1 24 BB 1-2 3-H	1 1 0 1 0 0 0 1	0 0 0 0 0 0 0 0	0 0 0 0 0 0 0 1	0 0 0 0 0 0 0 1	0 1 0 0 0 0 0 0	1 0 0 0 0 0 0 0	0 2 0 0 0 0 0 0
Inning Stats	R: 0 E: 0 K: 2 S: 11 H: 0 LOB: 0 BB: 0 P: 16	R: 0 E: 0 K: 1 S: 8 H: 1 LOB: 0 BB: 0 P: 14	R: 0 E: 0 K: 3 S: 10 H: 0 LOB: 0 BB: 0 P: 14	R: 0 E: 0 K: 3 S: 12 H: 0 LOB: 0 BB: 0 P: 17	R: 0 E: 0 K: 3 S: 9 H: 0 LOB: 0 BB: 0 P: 11	R: 0 E: 0 K: 2 S: 11 H: 1 LOB: 2 BB: 1 P: 19	R: 2 E: 1 K: 1 S: 12 H: 2 LOB: 1 BB: 0 P: 14	R: 0 E: 0 K: 1 S: 11 H: 0 LOB: 1 BB: 1 P: 20	R: 2 E: 2 K: 0 S: 11 H: 2 LOB: 3 BB: 2 P: 23	1B: 5 2B: 1 3B: 0 HR: 0 SF: 0 SAC: 0 DP: 0 HBP: 0				WP: 0 PB: 0 SB: 0 CS: 1		PA: 38

PITCHER		IP	WLS	BF	H	R	ER	SO	BB	IBB	HBP	BLK	WP	HR	S	P	ERA	WHIP
47 Ricky Nolasco, R ERA: 5.06	(1, 1)	7.2	W	29	4	2	0	16	2	0	0	0	0	0	83	123	0.00	0.783
53 Dan Meyer, L ERA: 3.0	(8, 1)	0.1	H	1	0	0	0	0	0	0	0	0	0	0	1	2	0.00	0.000
46 Juan Carlos Oviedo, R ERA: 4.12	(9, 1)	0.2	H	7	2	2	0	0	2	0	0	0	0	0	11	22	0.00	6.000
48 Brendan Donnelly, R ERA: 1.78	(9, 1)	0.1	S	1	0	0	0	0	0	0	0	0	0	0	0	1	0.00	0.000

PITCHER	IP	WLS	BF	H	R	ER	SO	BB	IBB	HBP	BLK	WP	HR	S	P	ERA	WHIP

BOTTOM

Florida Marlins @ Atlanta Braves

Turner Field, Atlanta, GA

Wed Sep 30 2009, 7:00 PM EDT

Att. 31,513 - Clear - 71 F

livebaseballscorecards.com

AB	33
R	4
H	6
RBI	4
BB	4
SO	16
LOB	13

Batter	1	2	3	4	5	6	7	8	9	AB	R	H	RBI	BB	SO	LOB
22 Willie Harris, L (1, 7) OBP: 0.363, SLG: 0.391	X FF 90 0-0 6 G4-6-3 1B			C FF 90 B FF 87 B SL 84 B FF 90 C FF 90 F FF 92 X FF 92 3-2 6 F8 11 2B 1B	S SL 83 B FF 91 C CU 74 S CU 75 1-3 ③ K			C FF 90 B SL 79 B SL 79 X FF 90 2-1 ① F9		4	1	2	0	0	1	1
6 Ian Desmond, R (1, 6) OBP: 0.306, SLG: 0.478	1 SAFE 1 SAFE C FF 91 B FF 92 1 SAFE X SL 84 1-1 ① ② G4-6-3 1-2f			1 SAFE X FF 91 0-0 ① F8 1-2		C FF 89 B FF 88 C FF 92 X FF 93 1-2 ① G3-1		X FF 89 0-0 ② G5-3		4	0	0	0	0	0	2
44 Adam Dunn, L (1, 3) OBP: 0.397, SLG: 0.529 8 Jorge Padilla, R (9, 9) OBP: 0.130, SLG: 0.091	B FF 92 F FF 92 B SL 85 B SL 85 T FF 92 S FF 94 3-3 ③ K			B CH 85 C CU 75 B CH 84 B SL 84 B FF 91 4-1 11 2B BB		C FF 90 X FF 89 0-1 ② G4-3		B FF 93 S SL 79 S SL 82 B FF 92 X SL 83 2-2 ③ G6-3		3 0	0 0	0 0	0 0	1 0	1 0	0 0
11 Ryan Zimmerman, R (1, 5) OBP: 0.359, SLG: 0.521		S SL 84 B SL 82 B FF 91 C FF 92 F SL 85 S CU 76 2-3 ① K		2 SAFE B FF 90 B FF 87 X FF 93 2-0 1-3 2-H 2B		B FF 92 C FF 92 B FF 93 X CH 85 2-1 ③ L6			C SL 81 B SL 81 X SL 80 1-1 24 1B 2B	4	1	2	1	0	1	0
28 Michael Morse, R (1, 9) OBP: 0.304, SLG: 0.523 (9, 3)		C FF 91 C FF 93 B FF 93 B FF 94 F CH 86 B FF 88 S SL 84 3-3 ② K		C FF 92 B FF 91 S SL 84 B FF 92 S SL 85 2-3 ② K			X SL 82 0-0 ① G6-3		L FF 91 B FF 92 B FF 92 B FF 93 S FF 93 T FF 94 3-2 ① K	4	0	0	0	0	3	3
24 Pete Orr, L (1, 4) OBP: 0.290, SLG: 0.381		S FF 90 B FF 91 B FF 91 B FF 91 F FF 91 X FF 93 3-2 ③ G3		B CU 74 X FF 92 1-0 ③ F8			C FF 87 B FF 87 F SL 83 B CU 75 C CU 75 2-3 ② K		F SI 94 F SI 94 X SL 85 0-2 30 S 2-H 1B	4	0	1	1	0	1	2
30 Justin Maxwell, R (1, 8) OBP: 0.333, SLG: 0.416			X FF 89 0-0 ① G5-3		B FF 89 S CU 73 B SL 85 F SL 83 X CU 74 2-2 ① G3-1		B FF 92 S CH 84 C CU 75 B CU 77 X SL 85 2-2 23 S 1B		F FF 94 C FF 91 B FF 92 S FF 92 1-3 ② K 2-3	4	0	1	0	0	1	1
23 Wil Nieves, R (1, 2) OBP: 0.306, SLG: 0.297			C FF 89 B CH 86 S SL 84 S SL 86 1-3 ② K		X FF 91 0-0 1B		1 SAFE 1 SAFE F FF 91 1 SAFE P PO 75 1 SAFE F SL 84 B CH 77 B CH 85 4-2 F SL 85 B CU 75 1-2 BB		B SI 93 C FF 92 F FF 91 B FF 94 C FF 93 2-3 ③ K	3	0	1	0	1	2	1
49 Garrett Mock, S (1, 1) OBP: 0.087, SLG: 0.087 15 Cristian Guzman, S (7, PH) OBP: 0.305, SLG: 0.388 36 Tyler Clippard, R (7, 1) 54 Mike MacDougal, S (9, 1)			C FF 91 B FF 93 X FF 93 1-1 ③ P6		B CU 74 S FF 89 M L 1-3 ② K		C CU 74 S FF 91 S SL 83 0-3 ③ K			2 1 0 0	0 0 0 0	0 0 0 0	0 0 0 0	0 0 0 0	1 1 0 0	1 2 0 0
Inning Stats	R: 0 E: 0 K: 1 S: 6 H: 1 LOB: 0 BB: 0 P: 10	R: 0 E: 0 K: 2 S: 11 H: 0 LOB: 0 BB: 0 P: 19	R: 0 E: 0 K: 1 S: 6 H: 0 LOB: 0 BB: 0 P: 8	R: 1 E: 0 K: 1 S: 11 H: 2 LOB: 2 BB: 1 P: 23	R: 0 E: 0 K: 2 S: 10 H: 1 LOB: 1 BB: 0 P: 14	R: 0 E: 0 K: 0 S: 7 H: 0 LOB: 0 BB: 0 P: 10	R: 0 E: 0 K: 2 S: 14 H: 1 LOB: 2 BB: 1 P: 21	R: 0 E: 0 K: 0 S: 6 H: 0 LOB: 0 BB: 0 P: 10	R: 1 E: 0 K: 3 S: 14 H: 2 LOB: 1 BB: 0 P: 21	1B: 5 2B: 2 3B: 0 HR: 0 SF: 0 SAC: 0 DP: 1 HBP: 0						

PITCHER		IP	WLS	BF	H	R	ER	SO	BB	IBB	HBP	BLK	WP	HR	S	P	ERA	WHIP
48 Tommy Hanson, R ERA: 2.89	(1, 1)	7.0		27	5	1	1	9	2	0	0	0	0	0	65	105	1.29	1.000
51 Michael Gonzalez, L ERA: 2.42	(8, 1)	1.0		3	0	0	0	0	0	0	0	0	0	0	6	10	0.00	0.000
Rafael Soriano, R ERA: 3.05	(9, 1)	1.0	L	5	2	1	1	3	0	0	0	0	0	0	14	21	9.00	2.000

PITCHER	IP	WLS	BF	H	R	ER	SO	BB	IBB	HBP	BLK	WP	HR	S	P	ERA	WHIP

TOP

Washington Nationals @ Atlanta Braves

Turner Field, Atlanta, GA

Thu Oct 01 2009, 7:00 PM EDT

Att. 38,237 - Clear - 72 F

livebaseballscorecards.com

AB	33
R	2
H	7
RBI	2
BB	2
SO	12
LOB	13

WP: 0 PA: 35
PB: 0
SB: 2
CS: 0

BOTTOM

Washington Nationals @ Atlanta Braves

Turner Field, Atlanta, GA

Thu Oct 01 2009, 7:00 PM EDT

Att. 38,237 - Clear - 72 F

livebaseballscorecards.com

Batter	1	2	3	4	5	6	7	8	9	AB	R	H	RBI	BB	SO	LOB
24 Nate McLouth, L (1, 8) OBP: 0.353, SLG: 0.434	B SI 90 X SI 90 1-0 ① G3		B SI 90 X SI 90 1-0 HR		C SI 91 X CH 81 0-1 ①② G4-3-6 1-2f		C FF 90 F CU 76 B FF 91 B FF 91 B CH 80 X CH 80 3-2 ③ G5-3			4	1	1	1	0	0	2
14 Martín Prado, R (1, 4) OBP: 0.352, SLG: 0.460	C SI 92 F FF 93 F FF 91 F SL 81 F FF 91 B FF 92 B CH 81 B SL 82 B FF 93 4-2 10 G4-6-3 BB		C FF 90 B FF 91 B SI 91 X FF 91 2-1 16 G4-6-3 2B		B FF 92 B SI 92 C SI 91 C SI 91 F SL 81 F SL 82 S CU 78 2-3 ③ K			C FF 89 C CU 76 C FF 90 0-3 ① K		3	0	1	0	1	2	0
10 Chipper Jones, S (1, 5) OBP: 0.390, SLG: 0.436	X SI 91 0-0 ②③ G4-6-3 1-2f		B SI 93 B CH 81 S CH 80 C CU 77 B CU 76 F FF 92 B CH 81 4-2 16 G4-6-3 BB			B CU 75 F SI 91 B FF 90 X SI 90 2-1 ① G4-3		C CU 75 S FC 86 S FF 91 0-3 ② K		3	0	0	0	1	1	1
16 Brian McCann, L (1, 2) OBP: 0.347, SLG: 0.487		C SI 90 B SI 89 X SI 92 1-1 ① F9	B SI 90 X SI 92 1-0 ①② G4-6-3 1-2f 2-3			B CH 81 S CH 81 S CH 82 X CH 80 1-2 ② G1-3		B CU 76 S CH 80 B FF 89 F FF 90 S FF 91 2-3 ③ K		4	0	0	0	0	1	2
18 Garret Anderson, L (1, 7) OBP: 0.309, SLG: 0.411		B FF 92 S CH 80 X SI 92 1-1 22 G3-1 19 1B 1B	B CU 76 S CH 82 F CH 81 F FF 92 B SL 82 F FF 92 X CU 77 2-2 ③ G4-3			B CH 79 F SI 92 B CU 76 X SI 90 2-1 19 FC6-4 1B			C CU 76 B FF 90 X FC 87 1-1 ① G4-3	4	0	2	0	0	0	1
19 Yunel Escobar, R (1, 6) OBP: 0.381, SLG: 0.442		F SI 91 B FF 91 D SL 82 B SI 92 X SI 91 3-1 22 G3-1 1-2 1B		B SL 79 B FF 90 C FF 90 B FF 90 C SI 89 X SI 89 3-2 ① G5-3		X FF 91 0-0 ③ FC6-4 1-2f			B FF 91 B FC 88 S CH 80 B FC 85 B FF 92 4-1 25 1B BB	3	0	1	0	1	0	1
22 Adam LaRoche, L (1, 3) OBP: 0.361, SLG: 0.499		B SI 91 B SI 91 X SI 90 2-0 ② G3-1 1-2 2-3	B SI 90 B SI 90 B CH 79 C SI 89 S SI 90 S SI 91 3-3 ② K				B CU 76 B CH 80 B FF 89 C FF 90 B FF 91 4-1 25 FC1-6 BB		F CH 80 C FF 90 X FF 90 0-2 ② F7	3	0	0	0	1	1	3
25 Ryan Church, L (1, 9) OBP: 0.338, SLG: 0.384		I IN 74 I IN 76 I IN 72 I IN 73 4-0 IBB		F SI 90 B FF 92 B CH 80 S CH 80 X CH 82 2-2 ③ G3			L FF 89 X FC 86 0-1 ① FC1-6 1-2f		C CH 79 C FF 90 B FF 90 B CH 80 X FF 91 2-2 4 FC5-4 1-3 1B	3	0	1	0	1	0	1
48 Tommy Hanson, R (1, 1) OBP: 0.079, SLG: 0.054 7 Brooks Conrad, S (7, PH) OBP: 0.273, SLG: 0.431 51 Michael Gonzalez, R (8, 1) Rafael Soriano, R (9, 1) 4 Omar Infante, R (9, PH) OBP: 0.360, SLG: 0.380		C FF 92 X SL 83 0-1 ③ G1-3			S FF 91 S CU 75 B CU 73 B FF 91 B SL 80 B FF 90 4-2 24 G4-3-6 BB		B CH 79 S CH 79 B FC 85 S FC 85 C FF 90 2-3 ② K		C SI 95 B SI 95 B SI 94 X SI 95 2-1 ③ FC5-4 1-2f	1 1 0 0 1	0 0 0 0 0	0 0 0 0 0	0 0 0 0 0	1 0 0 0 0	0 1 0 0 0	3 1 0 0 2
Inning Stats	R: 0 E: 0 K: 0 S: 7 H: 0 LOB: 0 BB: 1 P: 12	R: 0 E: 0 K: 0 S: 9 H: 2 LOB: 3 BB: 1 P: 20	R: 1 E: 0 K: 0 S: 12 H: 2 LOB: 1 BB: 1 P: 22	R: 0 E: 0 K: 1 S: 9 H: 0 LOB: 0 BB: 0 P: 17	R: 0 E: 0 K: 1 S: 9 H: 0 LOB: 0 BB: 1 P: 15	R: 0 E: 0 K: 0 S: 8 H: 1 LOB: 1 BB: 0 P: 13	R: 0 E: 0 K: 1 S: 9 H: 0 LOB: 1 BB: 1 P: 18	R: 0 E: 0 K: 3 S: 9 H: 0 LOB: 0 BB: 0 P: 11	R: 0 E: 0 K: 0 S: 11 H: 1 LOB: 2 BB: 1 P: 20	1B: 4 2B: 1 3B: 0 HR: 1 SF: 0 SAC: 0 DP: 3 HBP: 0						

	AB	30
	R	1
	H	6
	RBI	1
	BB	6
	SO	6
	LOB	17

PITCHER	IP	WLS	BF	H	R	ER	SO	BB	IBB	HBP	BLK	WP	HR	S	P	ERA	WHIP
49 Garrett Mock, R (1, 1) ERA: 5.62	6.0		24	5	1	1	2	3	1	0	0	0	1	54	99	1.50	1.333
36 Tyler Clippard, R (7, 1) ERA: 2.78	2.2	W	11	1	0	0	4	2	0	0	0	0	0	27	45	0.00	1.125
54 Mike MacDougal, R (9, 1) ERA: 4.39	0.1	S	1	0	0	0	0	0	0	0	0	0	0	2	4	0.00	0.000

PITCHER	IP	WLS	BF	H	R	ER	SO	BB	IBB	HBP	BLK	WP	HR	S	P	ERA	WHIP

WP: 0 PB: 0 SB: 0 CS: 0 PA: 36

Washington Nationals @ Atlanta Braves

Turner Field, Atlanta, GA

Fri Oct 02 2009, 7:30 PM EDT

Att. 33,124 - Cloudy - 70 F

TOP

livebaseballscorecards.com

Batter	1	2	3	4	5	6	7	8	9	AB	R	H	RBI	BB	SO	LOB
30 Justin Maxwell, R (1, 8) OBP: 0.337, SLG: 0.439	B SI 88 B SI 88 F SI 88 B SI 89 F SI 89 S SL 80 3-3 ① K		C SI 88 B SI 88 B SI 88 B SI 88 S SI 88 X SI 88 3-2 34 G6-3 3B	X SI 89 0-0 1B		X CU 79 0-0 ① G5-3		X SI 92 0-0 ② ③ G1-6-3 1-2f		5	1	2	0	0	1	2
34 Elijah Dukes, R (1, 9) OBP: 0.337, SLG: 0.401	C FC 87 B SL 81 B SI 89 S SI 89 C SI 89 2-3 ② K		C SI 88 B SL 81 F SL 80 B SI 90 X SI 90 2-2 ① G6-3 3-H	1 SAFE S SL 82 1 SAFE X SI 88 0-1 ③ F8		B CU 79 C CU 79 S FF 91 B CH 81 B SI 91 F CH 81 F SI 92 B SI 91 4-2 BB			B SL 82 S SL 82 B SL 82 X SL 83 2-1 ① G6-3	4	0	0	1	1	1	1
44 Adam Dunn, L (1, 3) OBP: 0.397, SLG: 0.531 54 Mike MacDougal, S (9, 1)	S SI 89 B SI 90 X SI 89 1-1 2B		B SI 89 S FC 86 B SI 89 X SL 81 2-1 6 3B 2B		C CH 83 F FC 86 B SI 89 F CH 84 B FC 86 S FC 86 2-3 ① K	C SI 91 B SI 92 B CU 79 F CH 81 S CU 81 2-3 ② K			F FF 91 B FF 91 X SI 90 1-1 ② G3	5 0	1 0	2 0	0 0	0 0	2 0	2 0
11 Ryan Zimmerman, R (1, 5) OBP: 0.361, SLG: 0.520	B SI 89 C SI 89 B SI 87 B SL 82 B SL 81 4-1 16 FC5-4 BB		B SI 88 B SI 89 B SI 88 I IN 83 4-0 6 3B IBB		C SI 88 B FC 87 B FC 86 F SI 88 F FC 86 B SI 89 X SI 89 3-2 6 BB 12 1B 1B	F SI 91 X SI 91 0-1 ③ F9			C SI 91 B FF 91 B FF 91 C CH 84 X SL 85 2-2 ③ G6-3	3	2	1	0	2	0	2
16 Josh Willingham, R (1, 7) OBP: 0.370, SLG: 0.504 52 Saul Rivera, S (7, 1) OBP: 0.500, SLG: 0.333 41 Ron Villone, L (7, 1) 42 Jason Bergmann, R (8, 1) 28 Michael Morse, R (9, 3) OBP: 0.304, SLG: 0.523	X SL 81 0-0 ③ FC5-4 1-2f		C FC 86 F SI 89 X SI 88 0-2 ② F8		X FC 85 0-0 ② F8		C CU 78 F SI 90 B SI 92 X SI 90 1-2 ① F9			4 0 0 0 0	0 0 0 0 0	0 0 0 0 0	0 0 0 0 0	0 0 0 0 0	0 0 0 0 0	5 0 0 0 0
6 Ian Desmond, R (1, 6) OBP: 0.329, SLG: 0.557		C SL 78 S SI 87 B SI 88 B SI 88 B SI 88 X SL 80 3-2 HR	B SL 82 S SI 88 X SI 88 1-1 ① 1-H 2-H 3B	1 SAFE 1 SAFE B SI 87 F SI 88 B SI 88 B SI 88 B SI 88 4-1 12 1B 12 E 1-2 BB		F SI 92 B CH 79 F CH 82 B CU 80 X SI 92 2-2 ② G4-3				3	2	2	3	1	0	0
12 Alberto Gonzalez, R (1, 4) OBP: 0.296, SLG: 0.351		B SI 89 B SI 89 B SI 89 C SI 88 B SI 88 4-1 23 CS BB	C SL 82 F SI 89 B SI 89 B SI 88 F SI 88 F FC 86 X SI 89 2-2 ③ L6	F SI 88 F SI 87 B SL 81 X SI 87 1-2 E7 1-H 2-H 1B		B CU 81 B CU 79 C SI 90 S CU 80 S CH 82 2-3 ③ K				3	0	1	1	1	1	1
23 Wil Nieves, R (1, 2) OBP: 0.309, SLG: 0.297 8 Jorge Padilla, R (8, PR) OBP: 0.130, SLG: 0.091 32 Jamie Burke, R (8, 2) OBP: 0.170, SLG: 0.184		B SI 88 C SL 81 S SI 89 S SI 89 1-3 ① ② K 1-2	F SI 89 B SI 88 F SI 88 B SI 89 B SI 89 B SI 89 4-2 61 G6-4-3 BB	X SI 91 0-0 ③ G4-3				F FO 83 F FC 88 X FO 84 0-2 30 G1-6-3 1B		3 0 0	0 0 0	1 0 0	0 0 0	1 0 0	1 0 0	2 0 0
61 Livan Hernandez, R (1, 1) OBP: 0.179, SLG: 0.185 22 Willie Harris, L (7, 7) OBP: 0.362, SLG: 0.389		S SI 88 X SI 89 0-1 ③ G2-3	B SI 88 C SI 88 M SL 81 B SI 88 X SI 88 2-2 ① ② G6-4-3 1-2f			C SI 90 S CH 79 F FF 90 X CH 80 0-2 2B		L FF 91 B FF 86 1 SAFE C SI 91 B CU 72 T FO 85 2-2 ① K		3 1	0 0	1 0	0 0	0 0	0 1	1 1
Inning Stats	R: 0 E: 0 K: 2 S: 10 H: 1 LOB: 2 BB: 1 P: 20	R: 1 E: 0 K: 1 S: 9 H: 1 LOB: 0 BB: 1 P: 17	R: 3 E: 0 K: 0 S: 18 H: 3 LOB: 1 BB: 1 P: 32	R: 0 E: 0 K: 0 S: 8 H: 1 LOB: 1 BB: 1 P: 14	R: 2 E: 1 K: 1 S: 14 H: 2 LOB: 1 BB: 1 P: 24	R: 0 E: 0 K: 1 S: 14 H: 1 LOB: 2 BB: 1 P: 20	R: 0 E: 0 K: 1 S: 9 H: 0 LOB: 0 BB: 0 P: 14	R: 0 E: 0 K: 1 S: 7 H: 1 LOB: 1 BB: 0 P: 9	R: 0 E: 0 K: 0 S: 7 H: 0 LOB: 0 BB: 0 P: 12	1B: 4 2B: 3 3B: 2 HR: 1 SF: 0 SAC: 0 DP: 2 HBP: 0						

	AB	34
	R	6
	H	10
	RBI	5
	BB	6
	SO	7
	LOB	17

WP: 0 PB: 0 SB: 0 CS: 1 PA: 40

PITCHER		IP	WLS	BF	H	R	ER	SO	BB	IBB	HBP	BLK	WP	HR	S	P	ERA	WHIP
32 Derek Lowe, R ERA: 4.67	(1, 1)	4.2	L	25	8	6	5	4	4	1	0	0	0	1	58	106	9.64	2.571
54 Kris Medlen, R ERA: 4.32	(5, 1)	2.1		9	1	0	0	2	1	0	0	0	0	0	24	35	0.00	0.857
11 Kenshin Kawakami, R ERA: 3.91	(8, 1)	1.0		3	1	0	0	1	0	0	0	0	0	0	7	9	0.00	1.000
34 Eric O'Flaherty, L ERA: 3.09	(9, 1)	1.0		3	0	0	0	0	0	0	0	0	0	0	7	12	0.00	0.000

PITCHER	IP	WLS	BF	H	R	ER	SO	BB	IBB	HBP	BLK	WP	HR	S	P	ERA	WHIP

BOTTOM

Washington Nationals @ Atlanta Braves

Turner Field, Atlanta, GA

Fri Oct 02 2009, 7:30 PM EDT

Att. 33,124 - Cloudy - 70 F

livebaseballscorecards.com

Batter	1	2	3	4	5	6	7	8	9	AB	R	H	RBI	BB	SO	LOB
24 Nate McLouth, L (1, 8) OBP: 0.352, SLG: 0.431	X SI 83 0-0 ① G6-3	B SI 84 B CH 78 C CH 79 B SI 84 C SI 85 F SI 84 F SI 83 B SI 84 4-2 BB		B SI 86 C SI 85 F CH 77 X SI 87 1-2 ③ F8			X SI 85 0-0 ① FC4-6 14 1B 10 G3-1 1-2f		C SI 94 B SI 96 X SI 95 1-1 ① F7	4	1	0	0	1	0	3
14 Martin Prado, R (1, 4) OBP: 0.356, SLG: 0.466	B SI 84 B SI 84 X SI 84 2-0 10 E 10 S 1B	B SI 85 C SL 76 F SI 86 B SI 85 X CU 66 2-2 ③ G4-3			B SI 84 S SL 77 X SI 84 1-1 22 FC4-6 1B		C FF 85 B SI 86 C SL 78 B SL 78 B SL 76 X CU 70 3-2 10 G3-1 1B 1-3		B SI 94 B SI 94 C SI 93 F SI 95 X SI 96 2-2 2B	5	0	4	0	0	0	2
10 Chipper Jones, S (1, 5) OBP: 0.386, SLG: 0.432	B SI 82 C FF 82 C CH 78 B SI 84 1 SAFE B SI 84 C CU 69 3-3 ② K 1-3		B FF 85 B SI 83 X SI 84 2-0 ① F7		X SI 84 0-0 ① F7		B FF 87 B FF 88 C FF 89 X FF 89 2-1 ② G3-1 1-2 3-H		S SI 96 B SI 96 C SI 95 B SL 81 S SI 96 2-3 ② K	5	0	0	1	0	2	4
22 Adam LaRoche, L (1, 3) OBP: 0.358, SLG: 0.494	B SI 85 C SI 84 B CH 78 X CH 78 2-1 ③ F8		B FF 86 F SI 85 B SI 85 S CH 78 B CU 62 C SI 86 3-3 ② K		B FF 85 B SI 84 C SI 84 B SL 72 X SI 85 3-1 ② FC4-6 1-2f		B SI 89 C SI 90 B SL 82 T SI 89 B SI 90 S SL 82 3-3 ③ K		C SI 96 B SI 96 F SI 96 S SI 96 1-3 ③ K	5	0	0	0	0	3	4
18 Garret Anderson, L (1, 7) OBP: 0.307, SLG: 0.408		B SI 82 C SI 83 B SI 84 F CH 78 X SI 85 2-2 ① F7	C SI 85 B SL 78 X SI 85 1-1 ③ G5-3		F FF 85 X SI 84 0-1 ③ F8			C FF 88 F SI 89 B FF 90 F CH 82 B CH 82 F SI 90 S SI 89 2-3 ① K		4	0	0	0	0	1	1
19 Yunel Escobar, R (1, 6) OBP: 0.380, SLG: 0.440		B FF 84 X SI 84 1-0 4 1B 8 2B 1B		X FF 85 0-0 ① G6-3		X FF 84 0-0 ① G5-3		B SI 89 F SI 89 B SL 80 C SI 89 B CH 82 X SI 90 3-2 ② G1-3		4	1	1	0	0	0	0
4 Omar Infante, R (1, 9) OBP: 0.367, SLG: 0.387		L SI 84 X SI 85 0-1 8 2B 1-2 1B		B SI 84 X SI 85 1-0 32 SH1-4 8 1B 1B		C FF 86 B CU 68 B SL 75 B SL 80 X SI 84 3-1 ② G5-3		C SL 79 B CH 83 C CH 81 B SI 90 X SI 89 2-2 8 HBP 1B		4	1	3	0	0	0	0
8 David Ross, R (1, 2) OBP: 0.380, SLG: 0.508		C SI 86 X SL 80 0-1 1-H 2-H 2B		X SI 85 0-0 32 SH1-4 1-2 1B		C FF 87 B SL 77 X CU 66 1-1 ③ F7		H SI 92 1-0 1-2 HBP		3	0	2	2	0	0	0
32 Derek Lowe, R (1, 1) OBP: 0.276, SLG: 0.222 54 Kris Medlen, S (5, 1) 2 Kelly Johnson, L (7, PH) OBP: 0.303, SLG: 0.389 11 Kenshin Kawakami, R (8, 1) OBP: 0.159, SLG: 0.098 16 Brian McCann, L (8, PH) OBP: 0.346, SLG: 0.486 34 Eric O'Flaherty, L (9, 1)	X SL 77 0-0 ② G5-3			B SI 84 B FF 83 X FF 82 2-0 ② SH1-4 1-2 2-3			C SI 83 F CH 77 B FF 86 X CU 62 1-2 24 FC4-6 1B	C SI 92 C SI 92 B FF 94 S SI 93 1-3 ③ K	1 0 1 0 0 1 0	0 0 0 0 0 0 0	0 0 1 0 0 0 0	0 0 0 0 0 1 0	0 0 0 0 0 0 0	0 0 0 0 0 2 0	1 0 0 0 0 4 0
Inning Stats	R: 0 E: 1 K: 1 S: 7 H: 1 LOB: 1 BB: 0 P: 14	R: 2 E: 0 K: 0 S: 16 H: 3 LOB: 2 BB: 1 P: 25	R: 0 E: 0 K: 1 S: 6 H: 0 LOB: 0 BB: 0 P: 12	R: 0 E: 0 K: 0 S: 7 H: 2 LOB: 2 BB: 0 P: 11	R: 0 E: 0 K: 0 S: 7 H: 1 LOB: 1 BB: 0 P: 11	R: 0 E: 0 K: 0 S: 5 H: 0 LOB: 0 BB: 0 P: 9	R: 1 E: 0 K: 1 S: 12 H: 2 LOB: 1 BB: 0 P: 21	R: 0 E: 0 K: 2 S: 14 H: 1 LOB: 2 BB: 0 P: 23	R: 0 E: 0 K: 2 S: 11 H: 1 LOB: 1 BB: 0 P: 17	1B: 9 2B: 2 3B: 0 HR: 0	SF: 0 SAC: 1 DP: 0 HBP: 1		WP: 0 PB: 0 SB: 1 CS: 0	PA: 40			

	AB	37
	R	3
	H	11
	RBI	3
	BB	1
	SO	7
	LOB	17

PITCHER	IP	WLS	BF	H	R	ER	SO	BB	IBB	HBP	BLK	WP	HR	S	P	ERA	WHIP
61 Livan Hernandez, R (1, 1) ERA: 5.44	6.1	W	29	9	3	3	2	1	0	0	0	0	0	55	93	4.26	1.579
52 Saul Rivera, R (7, 1) ERA: 6.23	0.1	H	1	0	0	0	0	0	0	0	0	0	0	2	4	0.00	0.000
41 Ron Villone, L (7, 1) ERA: 4.57	1.0	H	4	1	0	0	2	0	0	0	0	0	0	14	24	0.00	1.000
42 Jason Bergmann, R (8, 1) ERA: 4.7	0.1	H	2	0	0	0	1	0	0	1	0	0	0	3	5	0.00	0.000
54 Mike MacDougal, R (9, 1) ERA: 4.31	1.0	S	4	1	0	0	2	0	0	0	0	0	0	11	17	0.00	1.000

PITCHER	IP	WLS	BF	H	R	ER	SO	BB	IBB	HBP	BLK	WP	HR	S	P	ERA	WHIP

Batter	1	2	3	4	5	6	7	8	9	10	11	AB	R	H	RBI	BB	SO	LOB
22 Willie Harris, L (1, 8) OBP: 0.364, SLG: 0.393	C FF 89 C SL 79 X FF 92 0-2 11 1B 2B	B FF 89 B CH 81 S CH 83 S CH 82 B CH 80 B FF 89 4-2 1-2 BB			C FF 88 B CH 80 B SL 78 C FF 89 S CH 81 2-3 K ①		B CH 80 B CH 81 X FF 91 2-0 P3 ③			B SI 90 B SI 90 C SI 89 B SI 90 S SI 90 F SI 90 F SI 92 C SI 92 3-3 K ①	C SL 80 B SL 82 X FF 95 1-1 2-H HR	2	1	1	0	1	1	0
30 Justin Maxwell, R (5, 8) OBP: 0.337, SLG: 0.471												3	1	1	2	0	1	0
34 Elijah Dukes, R (1, 9) OBP: 0.335, SLG: 0.396	F SL 80 B FF 90 B FF 90 C CH 82 B FF 94 B SL 79 4-2 16 F8 11 1B BB	F CH 83 B FF 92 B CH 81 S SL 79 S FF 92 2-3 K ③			C SL 79 X SL 79 0-1 P4 ②			C FF 89 B CH 79 F FF 90 S SL 78 1-3 K ①		S SL 80 S SI 91 B SL 80 X SL 80 1-2 F8 ② C SI 95 F SL 78 X FF 96 0-2 G4-3 ③		5	0	0	0	1	2	2
11 Ryan Zimmerman, R (1, 5) OBP: 0.363, SLG: 0.522	C FF 91 C SI 93 B CH 84 B SI 92 B SL 81 X SI 93 3-2 6 WP 1-2 2-H 1B		B CH 81 S FF 88 C CH 81 B SL 77 S CH 80 2-3 K ①		C SI 90 C CH 81 X FF 93 0-2 1B			C SL 79 C FF 92 C FF 92 0-3 K ②		B SI 91 B SI 91 X SI 91 2-0 15 2B 2B		5	1	3	1	0	2	0
44 Adam Dunn, L (1, 3) OBP: 0.397, SLG: 0.528 8 Jorge Padilla, R (10, 7) OBP: 0.130, SLG: 0.091	B SI 91 C CH 81 S CH 82 F CH 83 C FC 92 1-3 K ①		X CH 82 0-0 F7 ②		X SL 80 0-0 G4-3 ③			B FF 91 B FF 91 T FF 89 B FF 91 B FF 90 4-1 BB		I IN 51 I I IN 57 4-0 15 2B IBB		3	1	0	0	2	1	3
												0	0	0	0	0	0	0
16 Josh Willingham, R (1, 7) OBP: 0.367, SLG: 0.499 42 Jason Bergmann, R (8, 1) 15 Cristian Guzman, S (10, PH) OBP: 0.307, SLG: 0.391 58 Zack Segovia, R (10, 1) 26 Logan Kensing, R (11, 1)	B FF 92 X CH 82 1-0 F8 ② 2-3		B FF 91 C FF 90 B SL 78 C CH 80 C FF 91 2-3 K ③			X SI 89 0-0 P4 ①		S FF 92 B FF 92 F CH 82 X FF 92 1-2 F8 ③		B SI 90 C SL 79 F SI 92 X SL 76 1-2 1-H 2-H 2B		4	0	0	0	0	1	3
												0	0	0	0	0	0	0
												1	0	1	2	0	0	0
												0	0	0	0	0	0	0
												0	0	0	0	0	0	0
6 Ian Desmond, R (1, 6) OBP: 0.321, SLG: 0.573	B FF 92 B FF 92 C CH 84 S FF 92 F FF 92 F SI 94 X 2-2 F9 ③ 1-2			F FF 88 X FF 89 0-1 HR		X FF 91 0-0 G6-3 ②			C FF 94 F FF 95 S FF 95 0-3 K ①	B SL 79 S SI 92 B SI 92 C SL 79 B SI 91 X SI 91 3-2 G1-3 ③		5	1	1	1	0	1	3
7 Josh Bard, S (1, 2) OBP: 0.294, SLG: 0.359 41 Ron Villone, L (6, 1) 28 Michael Morse, R (8, 7) OBP: 0.313, SLG: 0.511 (10, 3)		B FF 87 B CH 84 X FF 88 2-0 22 BB 1B		B CH 80 B CH 79 C FF 90 X FF 90 2-1 G3 ①		C FF 87 F CH 80 X CH 81 0-2 G3 ③			S FF 95 B FF 95 B FF 95 B FF 94 S FF 95 B SI 94 4-2 BB		X FF 94 0-0 G6-3 ①	3	0	1	0	0	0	0
												0	0	0	0	0	0	0
												1	0	0	0	1	0	0
24 Pete Orr, L (1, 4) OBP: 0.284, SLG: 0.368		C FF 88 B FF 88 S CH 83 S CH 84 1-3 K ①	B CH 81 B FF 89 F FF 89 X CH 80 2-1 G1-3 ②		B FF 87 B FF 88 F FF 87 F FF 88 X CH 81 2-2 G3-1 ①			F SI 94 1 SAFE S SI 95 B SI 94 B SI 95 S SI 94 2-3 K ②		B FF 94 B CH 82 X SI 93 2-0 32 SH1-3 30 HR 1B	5	1	1	0	0	2	2
48 Ross Detwiler, R (1, 1) OBP: 0.053, SLG: 0.053 52 Saul Rivera, S (6, 1) OBP: 0.500, SLG: 0.333 32 Jamie Burke, R (6, 2) OBP: 0.164, SLG: 0.176		C FF 89 B SI 93 L FF 90 C FF 89 1-3 K ②	C FF 89 F FF 89 X SL 77 0-2 G6-3 ③			X FF 90 0-0 G6-3 ②		1 SAFE C FF 91 F FF 92 F SL 84 F FF 93 X FF 92 0-2 F8 ③		1 SAFE X FF 93 0-0 SH1-3 ② 1-2	2	0	0	0	0	1	1
												0	0	0	0	0	0	0
												2	0	0	0	0	0	1

Inning Stats																								
	R: 1	H: 2	R: 0	H: 1	R: 0	H: 0	R: 1	H: 1	R: 0	H: 1	R: 0	H: 0	R: 0	H: 0	R: 0	H: 0	R: 0	H: 1	R: 2	H: 2	R: 2	H: 2	1B: 4	SF: 0
	E: 0	LOB: 2	E: 0	LOB: 2	E: 0	LOB: 0	E: 0	LOB: 0	E: 0	LOB: 1	E: 0	LOB: 0	E: 0	LOB: 0	E: 0	LOB: 1	E: 0	LOB: 1	E: 0	LOB: 1	E: 0	LOB: 0	2B: 3	SAC: 1
	K: 1	BB: 1	K: 3	BB: 1	K: 2	BB: 0	K: 0	BB: 0	K: 1	BB: 0	K: 0	BB: 0	K: 0	BB: 0	K: 2	BB: 1	K: 2	BB: 1	K: 1	BB: 1	K: 0	BB: 0	3B: 0	DP: 0
	S: 18	P: 29	S: 12	P: 22	S: 7	P: 11	S: 9	P: 13	S: 9	P: 11	S: 5	P: 5	S: 5	P: 9	S: 10	P: 16	S: 13	P: 19	S: 15	P: 29	S: 8	P: 11	HR: 2	HBP: 0

PITCHER		IP	WLS	BF	H	R	ER	SO	BB	IBB	HBP	BLK	WP	HR	S	P	ERA	WHIP
49 Jair Jurrjens, R ERA: 2.6	(1, 1)	8.0		32	5	2	2	9	3	0	0	0	1	1	75	116	2.25	1.000
Rafael Soriano, R ERA: 3.01	(9, 1)	1.0		4	0	0	0	2	1	0	0	0	0	0	13	19	0.00	1.000
58 Peter Moylan, R ERA: 2.88	(10, 1)	1.0		6	2	2	2	1	0	1	0	0	0	0	15	29	18.00	2.000
46 Manny Acosta, R ERA: 4.46	(11, 1)	1.0	L	5	2	2	2	0	0	0	0	0	0	1	8	11	18.00	2.000

PITCHER	IP	WLS	BF	H	R	ER	SO	BB	IBB	HBP	BLK	WP	HR	S	P	ERA	WHIP

TOP

Washington Nationals @ Atlanta Braves

Turner Field, Atlanta, GA

Sat Oct 03 2009, 4:10 PM EDT

Att. 28,278 - Sunny - 74 F

livebaseballscorecards.com

AB	41
R	6
H	9
RBI	6
BB	5
SO	12
LOB	15

WP: 1	PA: 47		
PB: 0			
SB: 0			
CS: 0			

Batter	1	2	3	4	5	6	7	8	9	10	11	AB	R	H	RBI	BB	SO	LOB
24 Nate McLouth, L (1, 8) OBP: 0.354, SLG: 0.433	X FF 91 0-0 10 G4-6-3 14 BB 1B		B CH 82 C FF 90 X CH 83 1-1 ① FC1-6 10 CS 1-2f			C FF 88 B FC 88 T FC 88 B FC 85 B FF 89 B FF 89 4-2 10 G4-3 14 1B 16 1B BB		B SI 89 X SL 81 1-0 2B		B SI 92 D CH 83 X FF 92 2-0 ① P6		4	1	2	0	1	0	2
14 Martin Prado, R (1, 4) OBP: 0.357, SLG: 0.464 (11, 5)	B SI 90 F FF 89 1 SAFE 1 SAFE B CH 83 B CH 82 B FF 90 4-1 10 G4-6-3 1-2 BB		1 SAFE B CH 83 B SI 89 C CH 81 X SI 88 2-1 ② F8			C FC 84 X FC 85 0-1 10 G4-3 16 1B 1-2 1B		C SL 86 B SL 87 C SI 92 S SL 86 1-3 ② K		B SL 86 B FF 94 X FF 94 2-0 ② F9		4	1	1	0	1	1	3
10 Chipper Jones, S (1, 5) OBP: 0.387, SLG: 0.429 5 Clint Sammons, R (11, 2) OBP: 0.333, SLG: 0.200	C SI 89 X FF 90 0-1 ① ② G4-6-3 1-2f 2-3		B FF 89 1 SAFE 1-0 ③ CS 1-2	C SI 88 B FF 89 B CH 86 B FF 88 B FF 88 4-1 19 G6-4-3 BB		F FF 88 F FF 90 B FC 85 B FF 90 X FF 89 2-2 ② G4-3 1-2 2-3		B SI 92 C FF 93 C SL 86 B SL 86 B FF 93 S SI 93 3-3 ③ K		I IN 60 I IN 64 I IN 62 I IN 62 4-0 20 1B IBB		3	0	0	0	2	1	5
												0	0	0	0	0	0	0
16 Brian McCann, L (1, 2) OBP: 0.349, SLG: 0.487 30 Reid Gorecki, R (9, PR) OBP: 0.231, SLG: 0.208 8 David Ross, R (10, 2) OBP: 0.380, SLG: 0.508 20 Greg Norton, S (10, PH) OBP: 0.323, SLG: 0.171 46 Manny Acosta, R (11, 1)	B SL 74 F CH 82 B SI 92 B CH 82 B FF 91 4-1 19 FC6-4 BB			C FF 88 B SL 74 B CH 82 S FF 89 X FF 90 2-2 ① P5		B FF 88 C FF 88 X SI 89 1-1 2-H 3-H 1B		C SI 91 B SI 87 B SI 91 B FF 91 C FF 91 X SL 87 3-2 19 SH3 1B	F FF 93 S FF 92 X FF 93 1-2 1-2 2-H 1B		3	0	2	1	0	1
												0	0	0	0	0	0	0
												0	0	0	0	0	0	0
												1	0	1	1	0	0	0
												0	0	0	0	0	0	0
19 Yunel Escobar, R (1, 6) OBP: 0.377, SLG: 0.437	C CH 81 X SI 89 0-1 ③ FC6-4 1-2f			C SL 74 B CH 82 B SI 89 B CH 84 X CH 82 3-1 ② ③ G6-4-3 1-2f		X SI 88 0-0 ③ F9			X SL 87 0-0 ① SH3 1-2	X SI 94 0-0 ③ G1-3		4	0	0	0	0	0	6
18 Garret Anderson, L (1, 7) OBP: 0.306, SLG: 0.404		X FF 88 0-0 ① L6			X CH 82 0-0 ① L6		C SL 78 F SL 81 X SI 87 0-2 ① G4-3		B SL 87 C CU 77 I IN 83 I IN 84 I IN 84 4-1 4 G4-6-3 IBB		C SI 93 X SI 93 0-1 ① G3	4	0	0	0	1	0	0
4 Omar Infante, R (1, 9) OBP: 0.359, SLG: 0.378		C SI 89 B CH 82 C FF 91 X FF 92 1-2 ② L4			B CH 82 X FF 90 1-0 ② G4-3		B SL 82 C SI 89 B SL 85 X SI 88 2-1 ② P4		D SL 87 X FF 91 1-0 ② ③ G4-6-3 1-2f		B FF 94 C FF 95 B FF 94 B SI 92 X FF 94 3-1 ② P6	5	0	0	0	0	0	2
22 Adam LaRoche, L (1, 3) OBP: 0.356, SLG: 0.492		C FF 92 B FF 92 B SL 76 F FF 90 S FF 93 2-3 ③ K			B SL 74 B FF 91 S CH 83 F FF 90 X FF 93 2-2 ③ F9		C SL 83 B FF 90 C SI 90 X SI 91 1-2 ③ F7			C FF 93 B FF 93 F SI 93 X FF 94 1-2 2 2B 1B	C FF 94 B SI 93 F FF 95 F SI 95 C SL 85 1-3 ③ K	5	1	1	0	0	2	0
49 Jair Jurrjens, R (1, 1) OBP: 0.176, SLG: 0.154 7 Brooks Conrad, S (8, PH) OBP: 0.268, SLG: 0.423 Rafael Soriano, R (9, 1) 58 Peter Moylan, R (10, 1) 2 Kelly Johnson, L (10, PH) OBP: 0.306, SLG: 0.394 (11, 4)			B SI 88 B FF 89 C FF 88 B SI 89 C FF 89 B FF 90 4-2 24 FC1-6 BB			C FF 86 F FC 82 X FC 82 0-2 ① G4-3		C SL 79 S SI 89 S SI 89 0-3 ① K		X FF 93 0-0 20 1B 1-H 2B		1	0	0	0	1	0	0
												1	0	0	0	0	1	0
												0	0	0	0	0	0	0
												0	0	0	0	0	0	0
												1	1	1	1	0	0	0
Inning Stats	R: 0 E: 0 K: 0 S: 7 H: 1 LOB: 2 BB: 2 P: 15	R: 0 E: 0 K: 1 S: 7 H: 0 LOB: 0 BB: 0 P: 10	R: 0 E: 0 K: 0 S: 6 H: 0 LOB: 0 BB: 1 P: 14	R: 0 E: 0 K: 0 S: 6 H: 0 LOB: 0 BB: 1 P: 15	R: 0 E: 0 K: 0 S: 5 H: 0 LOB: 0 BB: 0 P: 8	R: 2 E: 0 K: 0 S: 13 H: 2 LOB: 1 BB: 1 P: 20	R: 0 E: 0 K: 0 S: 8 H: 0 LOB: 0 BB: 0 P: 11	R: 0 E: 0 K: 3 S: 10 H: 1 LOB: 1 BB: 0 P: 15	R: 0 E: 0 K: 0 S: 6 H: 1 LOB: 2 BB: 1 P: 14	R: 2 E: 0 K: 0 S: 10 H: 3 LOB: 2 BB: 1 P: 20	R: 0 E: 0 K: 1 S: 8 H: 0 LOB: 0 BB: 0 P: 12	1B: 6 2B: 2 3B: 0 HR: 0 SF: 0 SAC: 1 DP: 3 HBP: 0	WP: 0 PB: 0 SB: 0 CS: 1 PA: 45						

PITCHER		IP	WLS	BF	H	R	ER	SO	BB	IBB	HBP	BLK	WP	HR	S	P	ERA	WHIP
48 Ross Detwiler, L ERA: 5.0	(1, 1)	5.0		17	1	0	0	1	4	0	0	0	0	0	31	62	0.00	1.000
52 Saul Rivera, R ERA: 6.62	(6, 1)	0.2	H	4	1	2	2	0	1	0	0	0	0	0	10	16	27.00	3.000
41 Ron Villone, L ERA: 4.4	(6, 1)	1.2	B	7	2	0	0	1	0	0	0	0	0	0	15	20	0.00	1.200
42 Jason Bergmann, R ERA: 4.53	(8, 1)	1.2		6	1	0	0	2	0	1	0	0	0	0	12	24	0.00	0.600
58 Zack Segovia, R ERA: 7.84	(10, 1)	1.0	W	7	3	2	2	0	0	1	0	0	0	0	10	20	18.00	3.000

PITCHER		IP	WLS	BF	H	R	ER	SO	BB	IBB	HBP	BLK	WP	HR	S	P	ERA	WHIP
26 Logan Kensing, R ERA: 9.45	(11, 1)	1.0	S	3	0	0	0	1	0	0	0	0	0	0	8	12	0.00	0.000

BOTTOM

Washington Nationals @ Atlanta Braves

Turner Field, Atlanta, GA

Sat Oct 03 2009, 4:10 PM EDT

Att. 28,278 - Sunny - 74 F

livebaseballscorecards.com

AB	36
R	4
H	8
RBI	4
BB	7
SO	5
LOB	19

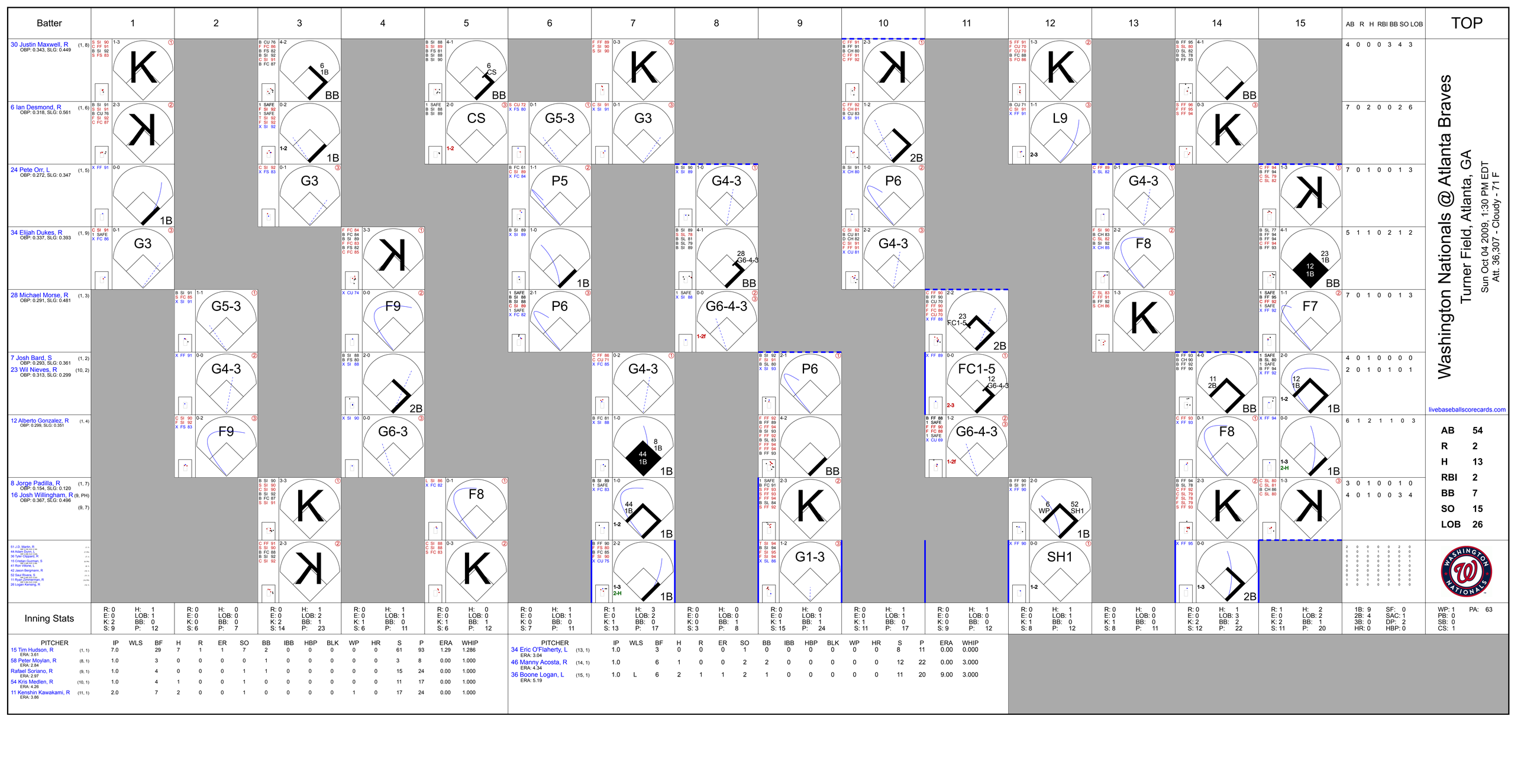
Batter
1
2
3
4
5
6
7
8
9
10
11
12
13
14
15
AB R H RBI BB SO LOB
TOP
30 Justin Maxwell, R (1, 8)
OBP: 0.343, SLG: 0.449
4 0 0 0 3 4 3
6 Ian Desmond, R (1, 6)
OBP: 0.318, SLG: 0.561
7 0 2 0 0 2 6
24 Pete Orr, L (1, 5)
OBP: 0.272, SLG: 0.347
7 0 1 0 0 1 3
34 Elijah Dukes, R (1, 9)
OBP: 0.337, SLG: 0.393
5 1 1 0 2 1 2
28 Michael Morse, R (1, 3)
OBP: 0.291, SLG: 0.481
7 0 1 0 0 1 3
7 Josh Bard, S (1, 2)
OBP: 0.293, SLG: 0.361
4 0 1 0 0 0 0
23 Wil Nieves, R (10, 2)
OBP: 0.313, SLG: 0.299
2 0 1 0 1 0 1
12 Alberto Gonzalez, R (1, 4)
OBP: 0.299, SLG: 0.351
6 1 2 1 1 0 3
8 Jorge Padilla, R (1, 7)
OBP: 0.154, SLG: 0.120
3 0 1 0 0 1 0
16 Josh Willingham, R (9, PH) (9, 7)
OBP: 0.367, SLG: 0.496
4 0 1 0 0 3 4
51 J.D. Martin, R
44 Adam Dunn, L
36 Tyler Clippard, R
15 Cristian Guzman, S
41 Ron Villone, L
42 Jason Bergmann, R
52 Saul Rivera, S
11 Ryan Zimmerman, R
26 Logan Kensing, R
Washington Nationals @ Atlanta Braves
Turner Field, Atlanta, GA
Sun Oct 04 2009, 1:30 PM EDT
Att. 36,307 - Cloudy - 71 F
livebaseballscorecards.com
AB 54
R 2
H 13
RBI 2
BB 7
SO 15
LOB 26
Inning Stats
1: R: 0 E: 0 K: 2 S: 9 | H: 1 LOB: 1 BB: 0 P: 12
2: R: 0 E: 0 K: 0 S: 6 | H: 0 LOB: 0 BB: 0 P: 7
3: R: 0 E: 0 K: 2 S: 14 | H: 1 LOB: 2 BB: 1 P: 23
4: R: 0 E: 0 K: 1 S: 6 | H: 1 LOB: 1 BB: 0 P: 11
5: R: 0 E: 0 K: 1 S: 6 | H: 0 LOB: 0 BB: 1 P: 12
6: R: 0 E: 0 K: 0 S: 7 | H: 1 LOB: 1 BB: 0 P: 11
7: R: 1 E: 0 K: 1 S: 13 | H: 3 LOB: 2 BB: 0 P: 17
8: R: 0 E: 0 K: 0 S: 3 | H: 0 LOB: 0 BB: 1 P: 8
9: R: 0 E: 0 K: 1 S: 15 | H: 0 LOB: 1 BB: 1 P: 24
10: R: 0 E: 0 K: 1 S: 11 | H: 1 LOB: 1 BB: 0 P: 17
11: R: 0 E: 0 K: 0 S: 9 | H: 1 LOB: 0 BB: 0 P: 12
12: R: 0 E: 0 K: 1 S: 8 | H: 1 LOB: 1 BB: 0 P: 12
13: R: 0 E: 0 K: 1 S: 8 | H: 0 LOB: 0 BB: 0 P: 11
14: R: 0 E: 0 K: 2 S: 12 | H: 1 LOB: 3 BB: 2 P: 22
15: R: 1 E: 0 K: 2 S: 11 | H: 2 LOB: 2 BB: 1 P: 20
1B: 9 2B: 4 3B: 0 HR: 0
SF: 0 SAC: 1 DP: 2 HBP: 0
WP: 1 PB: 0 SB: 0 CS: 1
PA: 63
PITCHER IP WLS BF H R ER SO BB IBB HBP BLK WP HR S P ERA WHIP
15 Tim Hudson, R (1, 1) ERA: 3.61 7.0 29 7 1 1 7 2 0 0 0 0 0 61 93 1.29 1.286
58 Peter Moylan, R (8, 1) ERA: 2.84 1.0 3 0 0 0 0 1 0 0 0 0 0 3 8 0.00 1.000
Rafael Soriano, R (9, 1) ERA: 2.97 1.0 4 0 0 0 1 1 0 0 0 0 0 15 24 0.00 1.000
54 Kris Medlen, R (10, 1) ERA: 4.26 1.0 4 1 0 0 1 0 0 0 0 0 0 11 17 0.00 1.000
11 Kenshin Kawakami, R (11, 1) ERA: 3.86 2.0 7 2 0 0 1 0 0 0 0 1 0 17 24 0.00 1.000
PITCHER IP WLS BF H R ER SO BB IBB HBP BLK WP HR S P ERA WHIP
34 Eric O'Flaherty, L (13, 1) ERA: 3.04 1.0 3 0 0 0 2 0 0 0 0 0 0 8 11 0.00 0.000
46 Manny Acosta, R (14, 1) ERA: 4.34 1.0 6 1 0 0 2 2 0 0 0 0 0 12 22 0.00 3.000
36 Boone Logan, L (15, 1) ERA: 5.19 1.0 L 6 2 1 1 2 1 0 0 0 0 0 11 20 9.00 3.000

Washington Nationals @ Atlanta Braves

Turner Field, Atlanta, GA

Sun Oct 04 2009, 1:30 PM EDT

Att. 36,307 - Cloudy - 71 F

livebaseballscorecards.com

BOTTOM

Batter	1	2	3	4	5	6	7	8	9	10	11	12	13	14	15	AB	R	H	RBI	BB	SO	LOB
24 Nate McLouth, L (1, 8) OBP: 0.352, SLG: 0.436	X SI 85 0-0 F7		C CH 80 B FF 87 F CH 82 B FF 87 1 SAFE C FC 85 2-3 K			C CH 80 X CH 82 0-1 HR		X FF 90 0-0 SH1 1-2		C FF 87 F SI 88 B SL 82 S SL 84 1-3 K		B X FF 86 1-0 F8		C FF 92 B SI 92 F SI 92 B FF 92 S CU 81 2-3 K	6	1	1	1	0	3	2
4 Omar Infante, R (1, 9) (14, 7)	C FF 86 B FF 86 B CH 81 B FF 87 X FF 87 3-1 2B		B CH 81 C FF 87 F FF 87 D CU 73 X FF 88 2-2 F7			B FF 87 C CH 82 B SI 89 X FF 87 2-1 F7		C FF 90 X CH 80 0-1 G5-3		B FF 91 D FF 90 B FF 90 C SL 85 F SL 85 S SL 87 3-3 K		B FF 86 C FF 86 X FC 88 1-1 2B		C SI 93 B CU 83 X FF 93 1-1 14 2B 1B	7	0	3	0	0	1	3
14 Martin Prado, R (1, 5) (14, 9)	C FC 85 X FC 84 0-1 P4			B FF 86 X FC 85 1-0 F9		B FF 88 F FC 86 X FC 86 1-1 22 1B 1B		B FF 90 B CH 79 C CH 79 F FF 89 X CH 80 2-2 F8			B FC 81 B FC 82 X FF 87 2-0 P3		I IN 78 I IN 77 I IN 77 I IN 79 4-0 IBB		C SI 92 B CU 82 X FF 93 0-2 1-3 2B	6	0	2	0	1	0	2
18 Garret Anderson, L (1, 7) OBP: 0.303, SLG: 0.401	D CU 71 B FF 87 C CH 81 C FF 88 F CU 72 D CH 80 X 3-2 G3			C FF 86 B FF 87 F FF 87 X CH 82 1-2 P6		B FF 88 1 SAFE C FF 89 X FF 88 1-0 F7			C SI 88 C SI 88 X SI 90 0-2 G5-3		B FF 86 B FC 88 F FC 86 S FC 87 S FC 87 2-3 K		X FF 88 X FF 89 0-1 F8		4	0	0	0	0	0	2
30 Reid Gorecki, R (10, 7) OBP: 0.222, SLG: 0.200																1	0	0	0	0	1	0
7 Brooks Conrad, S (13, PH) (14, 5) OBP: 0.259, SLG: 0.407				F FF 87 C FC 85 B FF 88 X FF 89 1-2 F7		C FF 88 1 SAFE C FF 89 B FC 87 X FF 88 1-2 1-3 1B			B SI 89 B SI 88 F SI 89 F SI 89 S SL 82 2-3 K		C FF 87 X FF 89 0-1 G4-1		X FF 89 0-0 G3-1		C CU 80 B SI 91 B CU 81 F SL 88 F CU 80 S CU 83 2-3 K	2	0	0	0	1	4
22 Adam LaRoche, L (1, 3) OBP: 0.355, SLG: 0.488		C FF 85 X CH 79 0-1 F9														6	0	1	0	0	1	2
19 Yunel Escobar, R (1, 6) OBP: 0.377, SLG: 0.436		C FC 85 L CH 81 X FF 86 0-2 F9			C FF 88 S CH 81 B FC 83 C FF 89 1-3 K		X FF 90 0-0 F8		B CH 81 X SI 89 1-0 1B			S FC 86 F FF 89 0-2 G1-3		B FF 93 X FF 93 1-0 2 G4-6-3 1B		6	0	2	0	0	1	0
2 Kelly Johnson, L (1, 4) OBP: 0.303, SLG: 0.389		C CH 82 B CH 81 C SI 89 X CU 72 1-2 G3			B CH 82 B CH 82 X FC 85 2-0 1B		B CH 80 C FF 90 B CH 78 B CH 80 F FF 91 S CH 81 3-3 K		1 SAFE F SL 80 B SL 84 F SL 89 F SI 89 1 SAFE F CH 80 1 SAFE F SI 88 2-2 B SL 84 F SI 85 Y SI 85 P4			B FF 88 F FF 88 B FF 89 F FF 89 X FF 87 X FF 88 2-2 G3-1		B SL 90 F FF 93 X SI 91 1-1 G4-6-3 1-2f		6	0	1	0	0	1	2
5 Clint Sammons, R (1, 2) OBP: 0.250, SLG: 0.182			C FC 82 X FF 85 0-1 F9		B FF 88 1 SAFE 1 SAFE X FC 87 1-0 F8		B FF 89 C CH 79 B FF 90 S FF 91 C FF 91 2-3 K		B SI 86 F SI 86 F SL 79 X SL 82 1-2 F7		B FC 89 F FC 89 B FC 88 X FC 88 2-1 1B		X FF 93 0-0 G1-3		6	0	1	0	0	1	1
15 Tim Hudson, R (7 %) 58 Peter Moylan, R (6 %) 10 Chipper Jones, S (4 %) Rafael Soriano, R (6 %) 54 Kris Medlen, S (15 %) 20 Greg Norton, S (15 %) 11 Kenshin Kawakami, R (11 %) 16 Brian McCann, L (12 %) 34 Eric O'Flaherty, L (10 %) 46 Manny Acosta, R (10 %) 36 Boone Logan, R (10 %) 33 Javier Vazquez, R (10 %)			C FF 87 X FC 85 0-1 1B		X CH 81 0-0 F8			B CU 74 S FF 91 B FF 91 S FC 84 X FF 90 2-2 24 SH1 1B		B SL 79 B SL 82 F SL 86 S SL 89 B CH 82 4-1 BB		S FF 88 F FF 89 F FC 89 1 SAFE 89 FC 88 B FC 88 B FF 89 X FC 84 3-2 G1-3		B SI 91 C SI 92 X FF 82 1-1 G1-6-3	2 0 1 0 0 0 1 0 0 0 0 0 0 0 1 1 1 0 0 0 0 0 0 0 0 0 0 0 0 0 0 0 0 0 0 0 0 0 0 1 0 0 1 0 0 0 0 0 1 0 0 0 0 0 0 0 0 0 0 0 0 0 0 1 0 0 0 0 0 0						
Inning Stats	R: 0 E: 0 K: 0 S: 9 H: 1 LOB: 1 BB: 0 P: 15	R: 0 E: 0 K: 0 S: 8 H: 0 LOB: 0 BB: 0 P: 9	R: 0 E: 0 K: 1 S: 10 H: 1 LOB: 1 BB: 0 P: 14	R: 0 E: 0 K: 0 S: 7 H: 0 LOB: 0 BB: 0 P: 10	R: 0 E: 0 K: 1 S: 6 H: 1 LOB: 1 BB: 0 P: 10	R: 1 E: 0 K: 0 S: 10 H: 3 LOB: 2 BB: 0 P: 15	R: 0 E: 0 K: 2 S: 7 H: 0 LOB: 0 BB: 0 P: 12	R: 0 E: 0 K: 0 S: 9 H: 1 LOB: 1 BB: 0 P: 13	R: 0 E: 0 K: 1 S: 15 H: 1 LOB: 1 BB: 0 P: 20	R: 0 E: 0 K: 2 S: 11 H: 0 LOB: 1 BB: 1 P: 20	R: 0 E: 0 K: 1 S: 6 H: 0 LOB: 0 BB: 0 P: 10	R: 0 E: 0 K: 0 S: 13 H: 1 LOB: 1 BB: 0 P: 20	R: 0 E: 0 K: 0 S: 6 H: 1 LOB: 2 BB: 1 P: 12	R: 0 E: 0 K: 0 S: 4 H: 1 LOB: 0 BB: 0 P: 6	R: 0 E: 0 K: 2 S: 14 H: 2 LOB: 2 BB: 0 P: 20	1B: 9 2B: 3 3B: 0 HR: 1	SF: 0 SAC: 1 DP: 1 HBP: 0					

	AB	55
	R	1
	H	13
	RBI	1
	BB	2
	SO	10
	LOB	20

PITCHER	IP	WLS	BF	H	R	ER	SO	BB	IBB	HBP	BLK	WP	HR	S	P	ERA	WHIP
51 J.D. Martin, R (1, 1) ERA: 4.44	6.0		23	6	1	1	2	0	0	0	0	0	1	50	73	1.50	1.000
36 Tyler Clippard, R (7, 1) ERA: 2.69	2.0		7	1	0	0	2	0	0	0	0	0	0	16	25	0.00	0.500
41 Ron Villone, L (9, 1) ERA: 4.25	1.2		7	1	0	0	2	1	0	0	0	0	0	22	33	0.00	1.200
42 Jason Bergmann, R (10, 1) ERA: 4.5	0.1		1	0	0	0	0	0	0	0	0	0	0	4	7	0.00	0.000
52 Saul Rivera, R (11, 1) ERA: 6.1	3.0		12	2	0	0	1	0	1	0	0	0	0	25	42	0.00	0.667

PITCHER	IP	WLS	BF	H	R	ER	SO	BB	IBB	HBP	BLK	WP	HR	S	P	ERA	WHIP
26 Logan Kensing, R (14, 1) ERA: 8.92	2.0	W	8	3	0	0	2	0	0	0	0	0	0	18	26	0.00	1.500

WP: 0 PB: 0 SB: 0 CS: 0 PA: 58