

Atlanta Braves - 2009

Batter	1	2	3	4	5	6	7	8	9	AB	R	H	RBI	BB	SO	LOB	TOP					
Josh Anderson, L (1, 8) OBP: 0.333, SLG: 0.333 28 Brandon Jones, L (5, 8)	G2-3		K				G6-3		K	3	1	1	0	0	1	0	Atlanta Braves @ Detroit Tigers Joker Marchant Stadium, Lakeland, FL Wed Feb 25 2009, 1:05 PM EST Att: 6,086 - Sunny - 74 F					
19 Yunel Escobar, R (1, 6) OBP: 0.667, SLG: 0.500 75 Brandon Hicks, R (5, 6)	G5-3						G5-3			2	1	1	0	1	0	0						
16 Brian McCann, L (1, 2) 5 Clint Sammons, R (5, 2)										1	0	0	1	1	0	1						
22 Casey Kotchman, L (1, 3) 76 Freddie Freeman, L (4, 3)										2	0	1	0	0	0	0						
7 Jeff Francoeur, R (1, 10)	G3									4	0	0	0	0	0	3						
2 Kelly Johnson, L (1, 4) 68 Brooks Conrad, S (4, 4)		G1-3								2	0	1	0	0	0	0						
23 Matt Diaz, R (1, 7) 77 Jason Heyward, L (4, 9)										1	0	0	0	1	0	1						
14 Martin Prado, R (1, 5) 63 Diory Hernandez, R (5, 5)										2	0	0	0	0	0	1						
64 Jordan Schafer, L (1, 9) OBP: 0.250, SLG: 1.000 (4, 7)										4	2	1	1	0	2	0						
Inning Stats	R: 0 E: 0 K: 0 S: 4	H: 1 LOB: 2 BB: 1 P: 8	R: 0 E: 0 K: 0 S: 2	H: 0 LOB: 0 BB: 1 P: 6	R: 0 E: 0 K: 2 S: 8	H: 1 LOB: 1 BB: 0 P: 8	R: 0 E: 0 K: 0 S: 4	H: 1 LOB: 1 BB: 0 P: 4	R: 3 E: 1 K: 0 S: 6	H: 2 LOB: 1 BB: 1 P: 11	R: 0 E: 0 K: 3 S: 9	H: 0 LOB: 0 BB: 0 P: 9	R: 1 E: 0 K: 0 S: 5	H: 2 LOB: 1 BB: 0 P: 5	R: 0 E: 0 K: 0 S: 3	H: 0 LOB: 0 BB: 0 P: 3		R: 0 E: 0 K: 2 S: 7	H: 0 LOB: 0 BB: 0 P: 7	1B: 5 2B: 1 3B: 0 HR: 1	SF: 1 SAC: 0 DP: 1 HBP: 0	WP: 0 PB: 0 SB: 2 CS: 0
PITCHER	IP	WLS	BF	H	R	ER	SO	BB	IBB	HBP	BLK	WP	HR	S	P	ERA	WHIP					
35 Justin Verlander, R (1, 1)	2.0		8	1	0	0	0	2	0	0	0	0	0	6	14	0.00	1.500					
31 Zach Miner, R (3, 1)	2.0	H	8	2	0	0	2	0	0	0	0	0	0	12	12	0.00	1.000					
37 Brandon Lyon, R (5, 1)	1.0	B	7	2	3	0	0	1	0	0	0	0	0	6	11	0.00	3.000					
44 Bobby Seay, L (6, 1)	1.0		3	0	0	0	3	0	0	0	0	0	0	9	9	0.00	0.000					
49 Eddie Bonine, R (7, 1)	1.0		5	2	1	1	0	0	0	0	0	0	1	5	5	9.00	2.000					
75 Fu-Te Ni, L (8, 1)	1.0	W	3	0	0	0	0	0	0	0	0	0	0	0	2	0	0.00	0.000				
Kyle Bloom, L (9, 1)	1.0	S	3	0	0	0	2	0	0	0	0	0	0	0	7	7	0.00	0.000				

AB	33
R	4
H	7
RBI	4
BB	3
SO	7
LOB	7



Batter	1	2	3	4	5	6	7	8	9	AB	R	H	RBI	BB	SO	LOB	BOTTOM				
28 Curtis Granderson, L (1, 8) OBP: 0.333, SLG: 0.333 25 Ryan Raburn, R (6, 8)		G4-3		G3			F7			3	1	1	0	0	0	2	Atlanta Braves @ Detroit Tigers Joker Marchant Stadium, Lakeland, FL Wed Feb 25 2009, 1:05 PM EST Att: 6,086 - Sunny - 74 F				
14 Placido Polanco, R (1, 4) OBP: 0.333, SLG: 0.333 39 Ramon Santiago, S (6, 4)										3	0	1	0	0	1	0					
30 Magglio Ordonez, R (1, 9) OBP: 0.667, SLG: 0.500 27 Brent Clevlen, R (5, PR) (6, 9)										2	0	1	0	1	1	0					
24 Miguel Cabrera, R (1, 3) OBP: 0.333, SLG: 0.500 19 Jeff Larish, L (6, 3)										2	0	1	1	0	0	1					
9 Carlos Guillen, S (1, 7) 57 Casper Wells, R (5, PR) (6, 7)										3	0	0	0	0	0	4					
33 Marcus Thames, R (1, 10) 60 Wilkin Ramirez, R (7, PH) (8, 10)										2	0	0	0	1	0	0					
12 Gerald Laird, R (1, 2) OBP: 0.667, SLG: 1.667 55 Dusty Ryan, R (6, 2)										3	2	2	0	0	0	3					
15 Brandon Inge, R (1, 5) OBP: 1.000, SLG: 1.000 26 Mike Hessman, R (6, 5)										2	0	2	0	0	0	0					
4 Adam Everett, R (1, 6) 68 Cale Iorg, R (6, 6)										1	0	0	1	0	0	1					
Inning Stats	R: 1 E: 0 K: 0 S: 4	H: 2 LOB: 1 BB: 1 P: 8	R: 1 E: 0 K: 0 S: 5	H: 2 LOB: 0 BB: 0 P: 6	R: 0 E: 0 K: 2 S: 8	H: 1 LOB: 1 BB: 0 P: 8	R: 0 E: 0 K: 0 S: 5	H: 2 LOB: 1 BB: 0 P: 5	R: 0 E: 0 K: 1 S: 5	H: 0 LOB: 0 BB: 0 P: 5	R: 1 E: 0 K: 2 S: 9	H: 2 LOB: 2 BB: 1 P: 13	R: 1 E: 0 K: 1 S: 6	H: 1 LOB: 2 BB: 2 P: 14	R: 0 E: 0 K: 2 S: 7	H: 0 LOB: 0 BB: 0 P: 7		1B: 9 2B: 1 3B: 1 HR: 0	SF: 2 SAC: 0 DP: 1 HBP: 0	WP: 1 PB: 0 SB: 0 CS: 0	PA: 40
PITCHER	IP	WLS	BF	H	R	ER	SO	BB	IBB	HBP	BLK	WP	HR	S	P	ERA	WHIP				
49 Jair Jurrjens, R (1, 1)	2.0		10	4	2	2	0	1	0	0	0	0	0	13	13	4.50	1.500				
37 Jo-Jo Reyes, L (3, 1)	2.0		9	3	1	1	2	0	0	0	0	0	0	5	9	0.00	2.000				
46 Manny Acosta, R (5, 1)	1.0		6	1	0	0	0	1	0	0	0	0	0	5	5	0.00	0.000				
65 Stephen Marek, R (6, 1)	1.0		3	0	0	0	1	0	0	0	0	0	0	5	5	0.00	0.000				
34 Eric O'Flaherty, L (7, 1)	1.0	B	6	2	1	1	2	1	0	0	0	0	0	9	13	9.00	3.000				
67 Juan Pablo Perez, L (8, 1)	1.0	L	6	1	1	1	1	2	0	0	0	0	0	6	14	9.00	3.000				

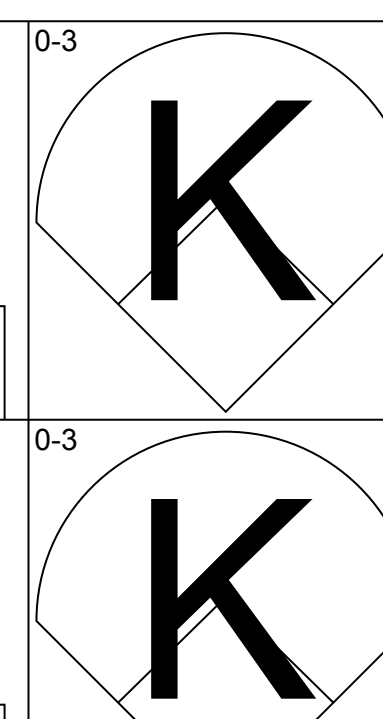
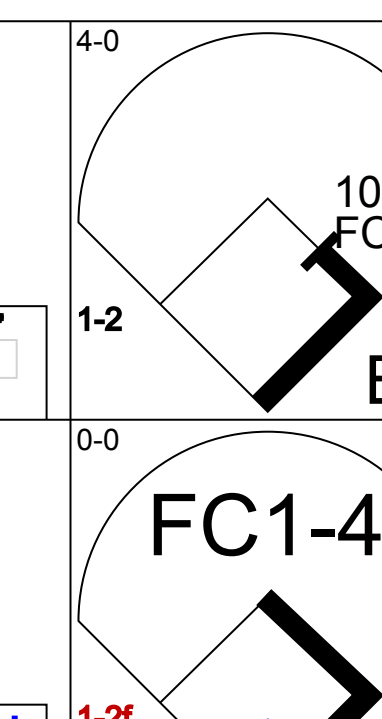
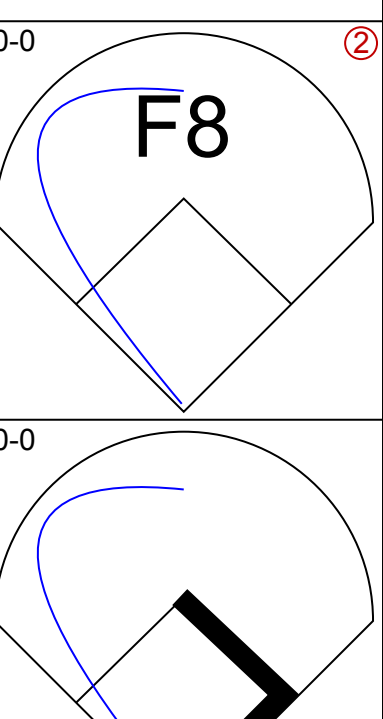
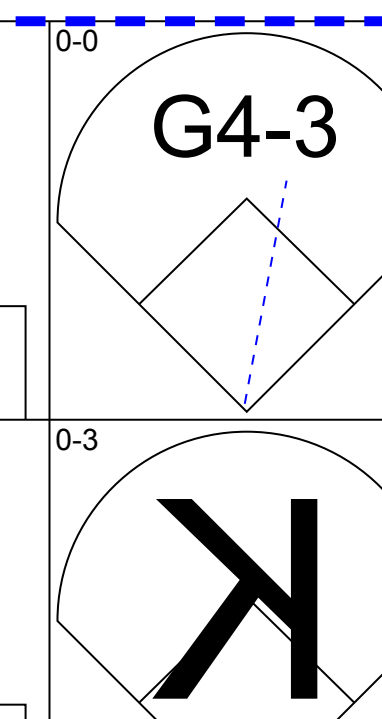
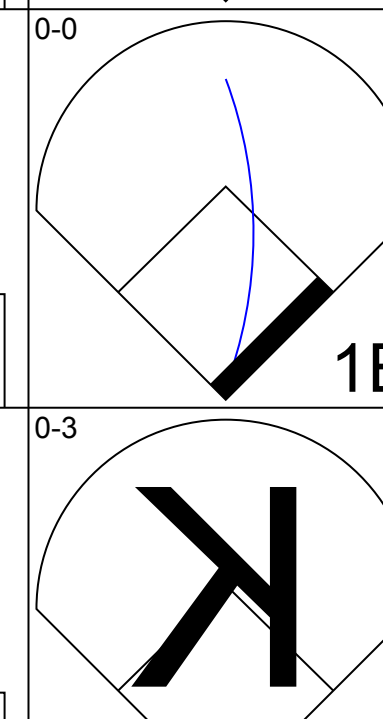
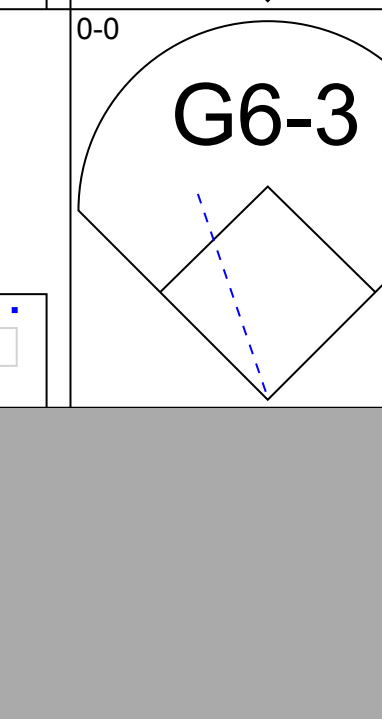
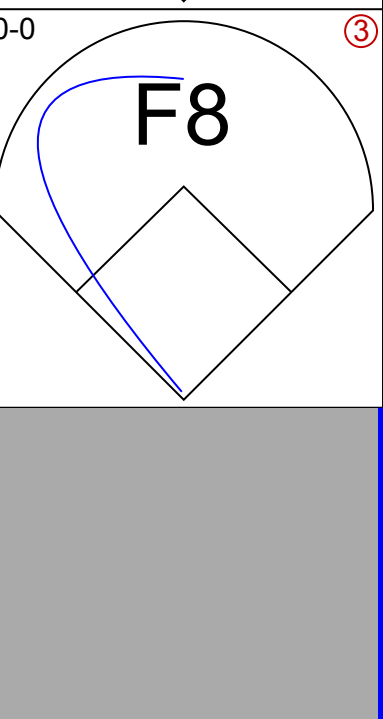
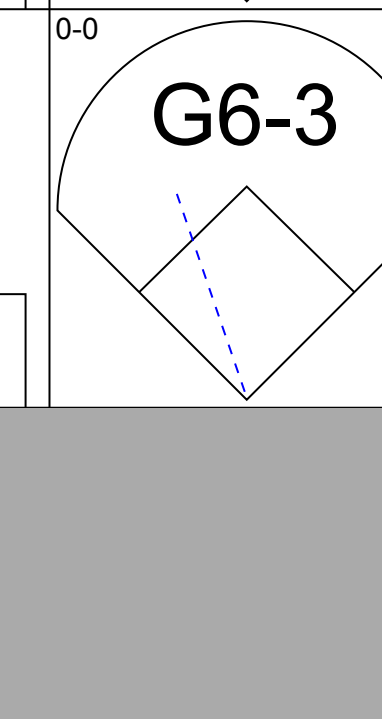





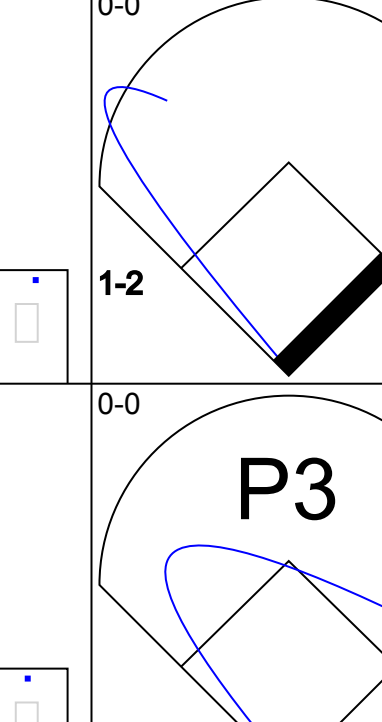

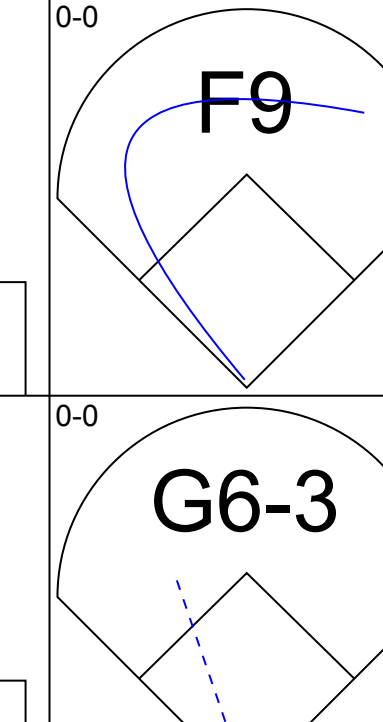
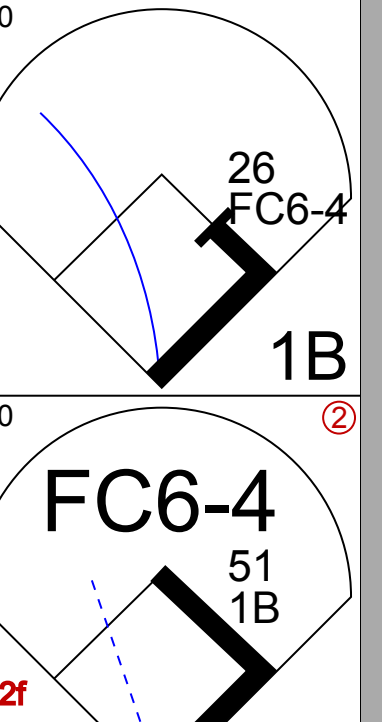
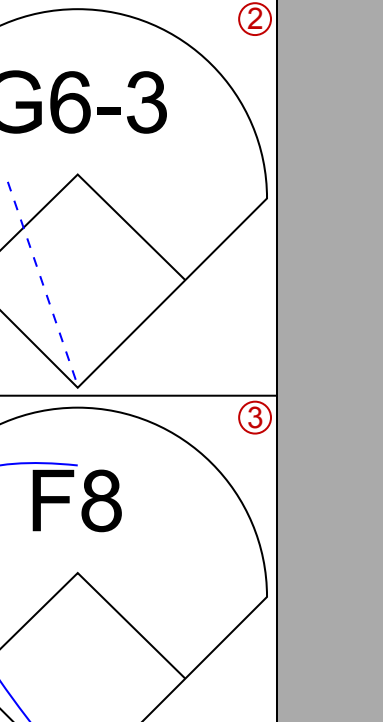
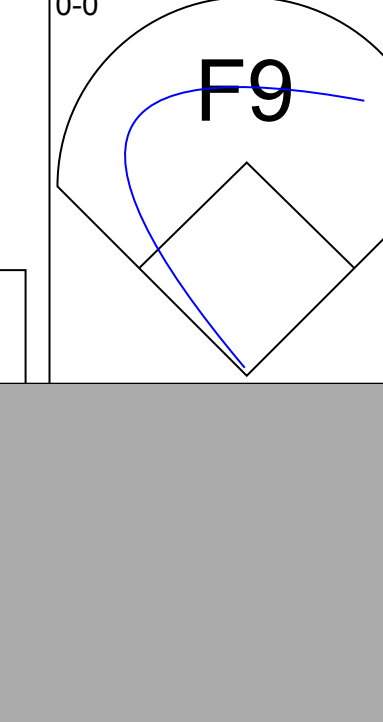
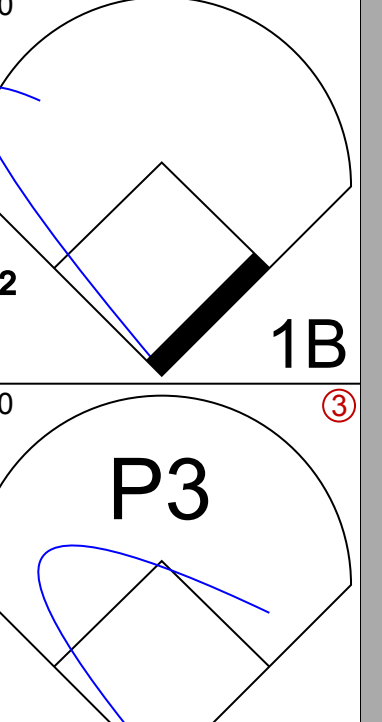
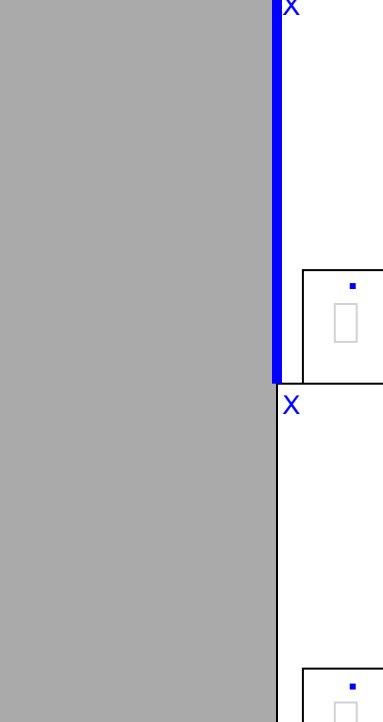
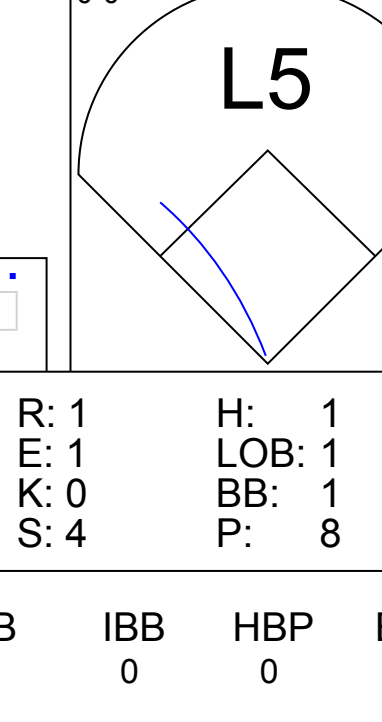

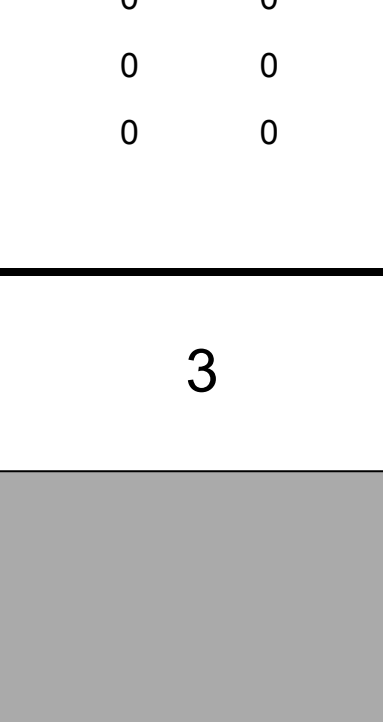
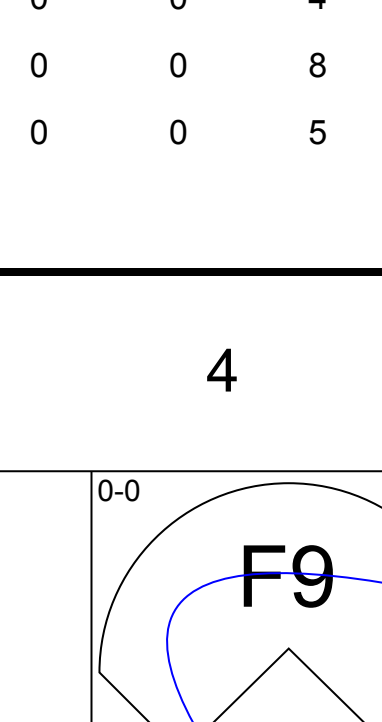
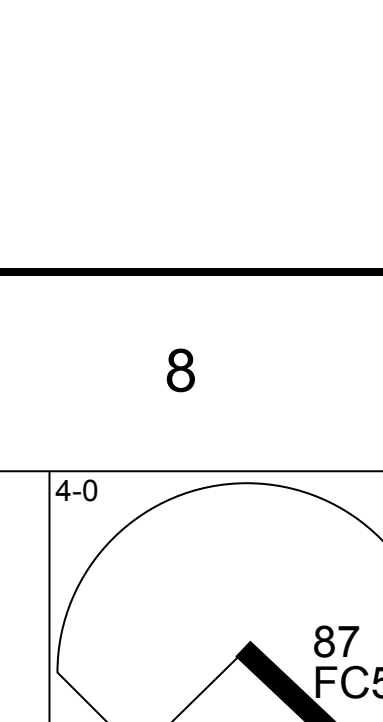



AB	33
R	5
H	11
RBI	4
BB	5
SO	6
LOB	21



Batter	1	2	3	4	5	6	7	8	9	AB	R	H	RBI	BB	SO	LOB	TOP								
Josh Anderson, L (1, 8) 1 Gregor Blanco, L (5, 8) OBP: 0.333, SLG: 0.500	G3-1		G3		10 HR		G3-1		F7	3	1	1	0	0	0	1	Atlanta Braves @ Pittsburgh Pirates McKechnie Field, Bradenton, FL Fri Feb 27 2009, 1:05 PM EST Att: 2,994 - Partly Cloudy - 80 F								
4 Omar Infante, R (1, 6) 75 Brandon Hicks, R (5, 6)	G5-3		16 BB		2B		G6-3		K	3	0	1	1	0	0	1									
10 Chipper Jones, S (1, 5) 68 Brooks Conrad, S (5, 4)	G6-3		16 BB		HR		G5-3			2	1	1	2	1	0	0									
16 Brian McCann, L (1, 2) 69 Alvin Colina, R (5, 2) OBP: 0.286, SLG: 0.714		23 G5-4-3	7 BB		FC6-4		7 BB		77 1B	1	1	1	0	0	0	0									
7 Jeff Francoeur, R (1, 9) 77 Jason Heyward, L (5, 9) OBP: 0.300, SLG: 0.125		23 G5-4-3	1-2		BB		23 G6-4-3		28 FC3-6	1	0	0	0	2	0	3									
23 Matt Diaz, R (1, 7) 28 Brandon Jones, L (5, 7) OBP: 0.286, SLG: 0.167	G5-4-3				1B		G6-4-3		1B	3	0	0	0	0	0	4									
76 Freddie Freeman, L (1, 3) 14 Martin Prado, R (6, 3)	G4-3				HR		G4-3		FC6-4	1	0	0	0	0	0	1									
20 Greg Norton, S (1, 10) OBP: 0.333, SLG: 0.800			P4		HR		F7		G3	4	1	1	1	0	0	1									
63 Diory Hernandez, R (1, 4) (5, 5)			G3		P3		G5-3		G6-3	3	1	0	0	1	0	0									
Inning Stats	R: 0 E: 0 K: 0 S: 3	H: 0 LOB: 0 BB: 0 P: 3	R: 0 E: 0 K: 0 S: 2	H: 0 LOB: 1 BB: 2 P: 10	R: 1 E: 0 K: 0 S: 4	H: 1 LOB: 3 BB: 3 P: 16	R: 1 E: 0 K: 1 S: 6	H: 1 LOB: 0 BB: 0 P: 8	R: 2 E: 0 K: 0 S: 7	H: 3 LOB: 1 BB: 1 P: 13	R: 0 E: 0 K: 0 S: 3	H: 0 LOB: 0 BB: 0 P: 3	R: 0 E: 0 K: 1 S: 5	H: 0 LOB: 0 BB: 0 P: 5	R: 1 E: 0 K: 0 S: 5	H: 2 LOB: 1 BB: 0 P: 5		R: 0 E: 0 K: 1 S: 5	H: 0 LOB: 0 BB: 0 P: 5	1B: 2 2B: 3 3B: 0 HR: 2	SF: 0 SAC: 0 DP: 2 HBP: 0	WP: 0 PB: 0 SB: 0 CS: 0	PA: 38		
PITCHER	IP	WLS	BF	H	R	ER	SO	BB	IBB	HBP	BLK	WP	HR	S	P	ERA	WHIP								
24 Tom Gorzelanny, L (1, 1) ERA: 9.0	2.0		7	0	0	0	0	2	0	0	0	0	0	5	13	0.00	1.000								
74 Jason Davis, R (3, 1) ERA: 9.0	1.0	L	7	1	1	1	0	3	0	0	0	0	0	4	16	9.00	4.000								
57 Zach Duke, L (4, 1) ERA: 9.0	1.0		4	1	1	1	1	0	0	0	0	0	1	6	8	9.00	1.000								
62 Daniel McCutchen, R (5, 1) ERA: 18.0	1.0		6	3	2	2	0	1	0	0	0	0	1	7	13	18.00	4.000								
50 David Davidson, L (6, 1) ERA:	1.0		3	0	0	0	0	0	0	0	0	0	0	3	3	0.00	0.000								
56 Donnie Veal, L (7, 1) ERA:	1.0		3	0	0	0	1	0	0	0	0	0	0	5	5	0.00	0.000								
34 John Grabow, L (8, 1) ERA: 9.0	1.0		5	2	1	1	0	0	0	0	0	0	0	5	5	9.00	2.000								
Chris Bootcheck, R (9, 1) ERA:	1.0		3	0	0	0	1	0	0	0	0	0	0	5	5	0.00	0.000								

Batter	1	2	3	4	5	6	7	8	9	AB	R	H	RBI	BB	SO	LOB	BOTTOM								
13 Nate McLouth, L (1, 8) 22 Andrew McCutchen, R (6, 8)	G3		K				K		F7	2	0	0	0	0	1	0	Atlanta Braves @ Pittsburgh Pirates McKechnie Field, Bradenton, FL Fri Feb 27 2009, 1:05 PM EST Att: 2,994 - Partly Cloudy - 80 F								
2 Jack Wilson, R (1, 6) 71 Anderson Machado, S (6, 6) OBP: 0.250, SLG: 0.250	F8						K		K	2	0	0	0	0	0	2									
12 Freddy Sanchez, R (1, 4) 73 Shelby Ford, S (6, 4) OBP: 0.500, SLG: 0.750	F8						E5		69 BB	2	0	0	0	0	0	0									
41 Ryan Doumit, S (1, 2) 35 Jason Jaramillo, S (6, 2) OBP: 0.250, SLG: 0.250	G6-3						35 BB		53 WP	2	1	1	0	0	0	1									
25 Adam LaRoche, L (1, 3) 69 Garrett Jones, L (6, 3)							1B		53 BB	2	0	1	0	0	0	0									
53 Pedro Alvarez, L (1, 10) OBP: 0.500, SLG: 0.600							BB		53 WP	1	0	1	0	1	0	3									
31 Jose Tabata, R (1, 9)							F8		BB	3	0	1	0	1	0	1									
5 Ramon Vazquez, L (1, 5) 19 Neil Walker, S (6, 5) OBP: 0.500, SLG: 0.600							G3		19 G6-3	2	1	0	0	2	2	1									
68 Jeff Salazar, L (1, 7) 37 Andy Phillips, R (9, PH)							K		19 BB	2	0	0	0	2	2	1									
							G6-3		37 F9	2	0	0	0	1	0	2									
							K		F9	2	0	0	0	1	2	1									
Inning Stats	R: 0 E: 0 K: 0 S: 3	H: 0 LOB: 0 BB: 0 P: 3	R: 0 E: 0 K: 1 S: 6	H: 1 LOB: 1 BB: 0 P: 6	R: 0 E: 0 K: 2 S: 7	H: 0 LOB: 0 BB: 0 P: 7	R: 0 E: 0 K: 1 S: 6	H: 1 LOB: 1 BB: 0 P: 6	R: 0 E: 0 K: 2 S: 8	H: 0 LOB: 0 BB: 2 P: 16	R: 0 E: 0 K: 1 S: 5	H: 1 LOB: 1 BB: 1 P: 9	R: 1 E: 0 K: 1 S: 6	H: 2 LOB: 2 BB: 2 P: 14	R: 0 E: 0 K: 0 S: 4	H: 1 LOB: 1 BB: 1 P: 8	1B: 5 2B: 1 3B: 0 HR: 0	SF: 0 SAC: 0 DP: 1 HBP: 0	WP: 1 PB: 0 SB: 0 CS: 0	PA: 38					
PITCHER	IP	WLS	BF	H	R	ER	SO	BB	IBB	HBP	BLK	WP	HR	S	P	ERA	WHIP								
11 Kenhin Kawakami, R (1, 1) ERA:	2.0		7	1	0	0	3	0	0	0	0	0	0	9	9	0.00	0.500								
38 Buddy Carlyle, R (3, 1) ERA:	2.0	H	7	1	0	0	3	0	0	0	0	0	0	13	13	0.00	0.500								
71 Mariano Gomez, L (5, 1) ERA:	1.0		3	0	0	0	2	0	0	0	0	0	0	7	7	0.00	0.000								
72 Kris Medlen, R (6, 1) ERA:	1.0		6	0	0	0	2	2	0	0	0	0	0	8	16	0.00	2.000								
66 Todd Redmond, R (7, 1) ERA:	1.0		4	1	0	0	1	1	0	0	0	0	0	5	9	0.00	2.000								
54 Anthony Lewry, R (8, 1) ERA: 9.0	1.0		3	1	1	1	0	1	0	0	0	0	0	4	8	9.00	4.000								
Kevin Gunderson, L (9, 1) ERA: 9.0	1.0		5	1	1	1	0	1	0	0	0	0	0	4	8	9.00	2.000								

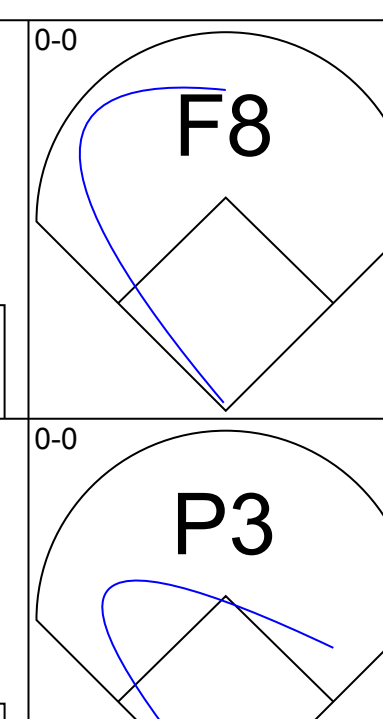
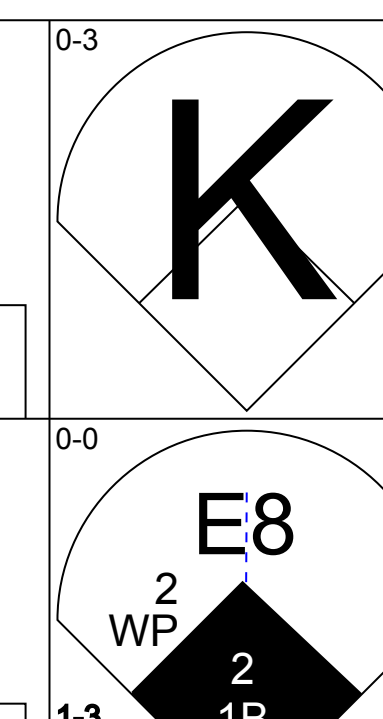
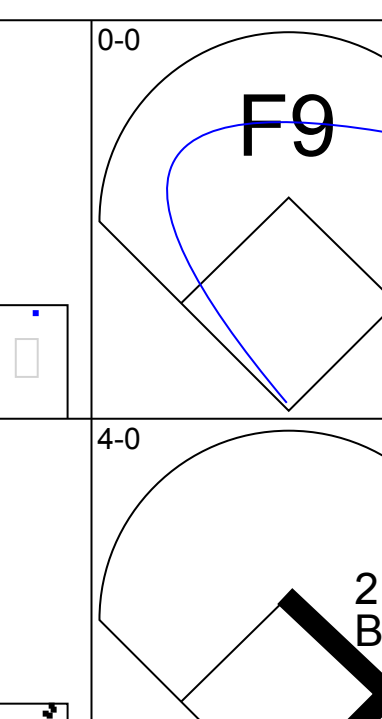
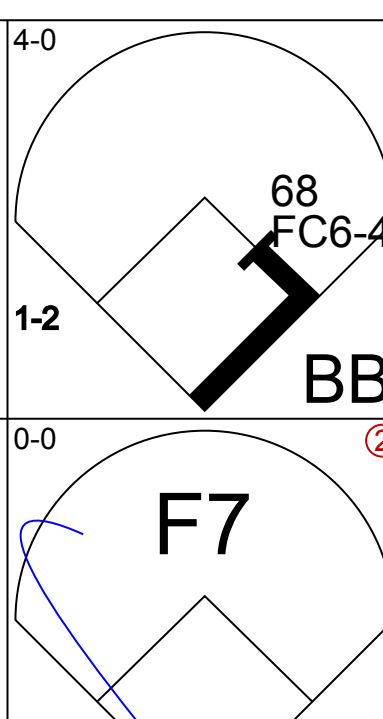
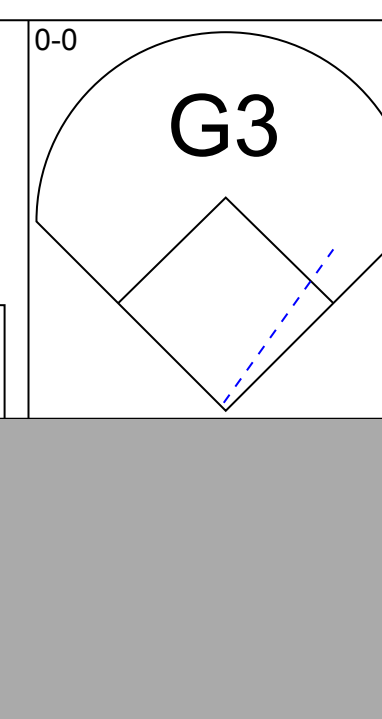
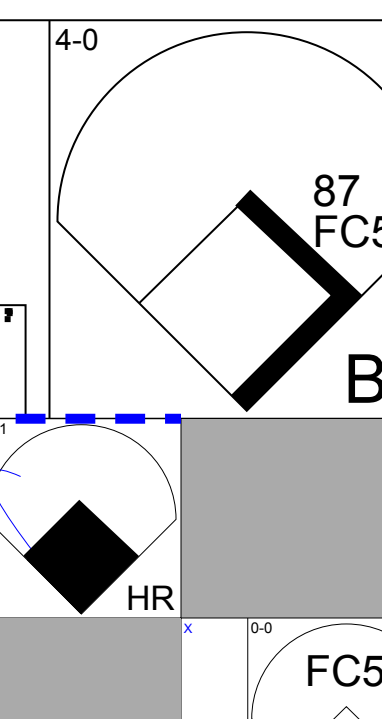
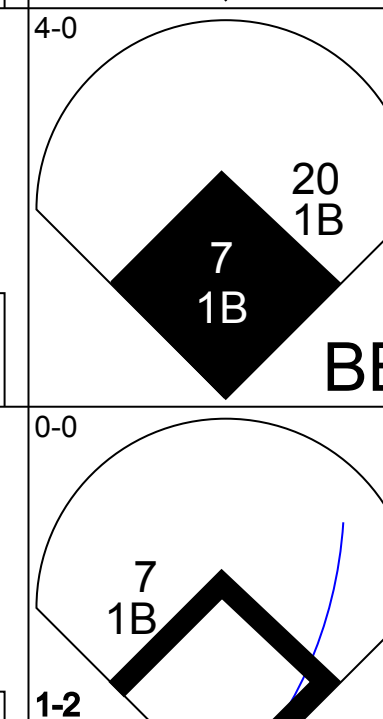
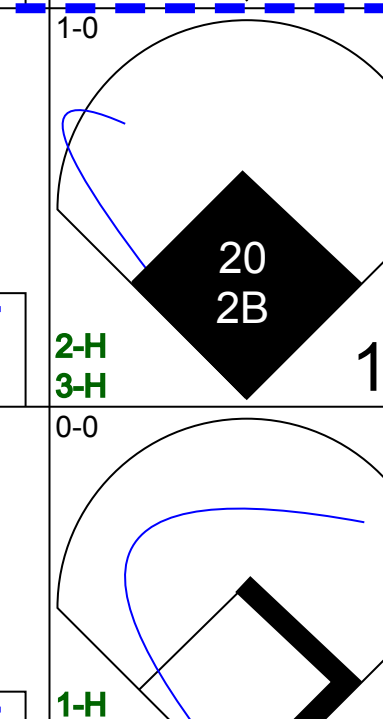
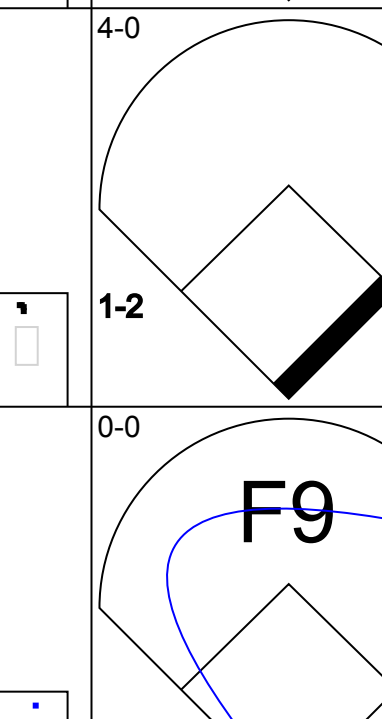
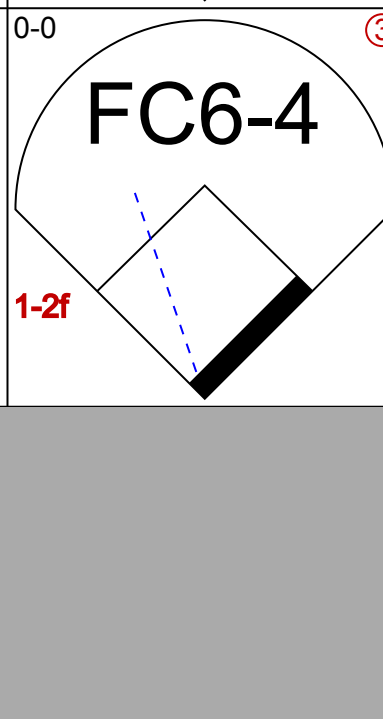
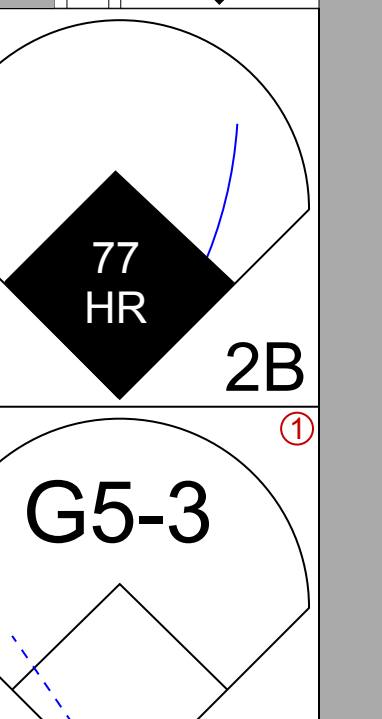
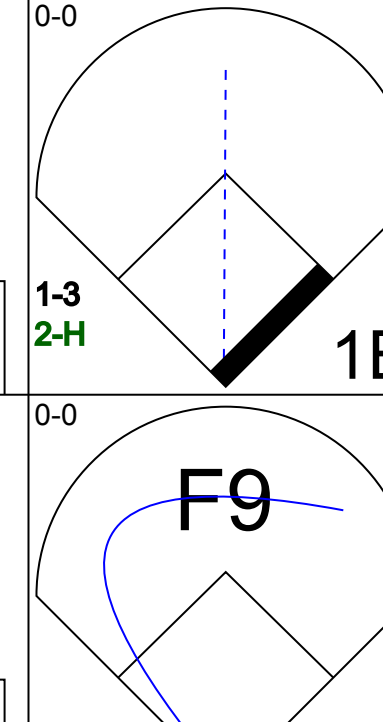
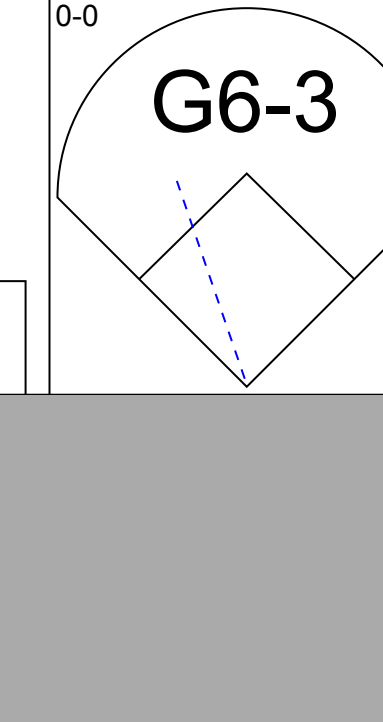


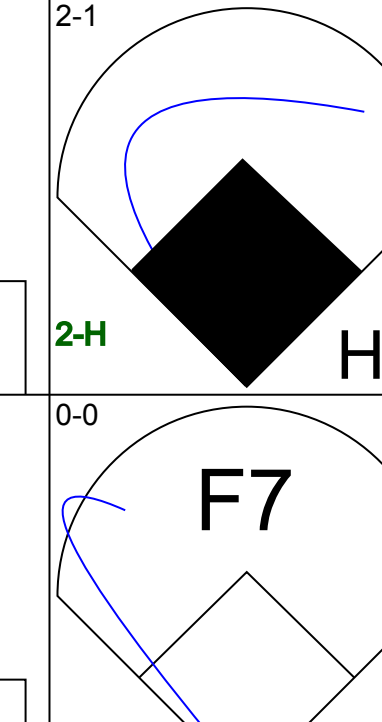

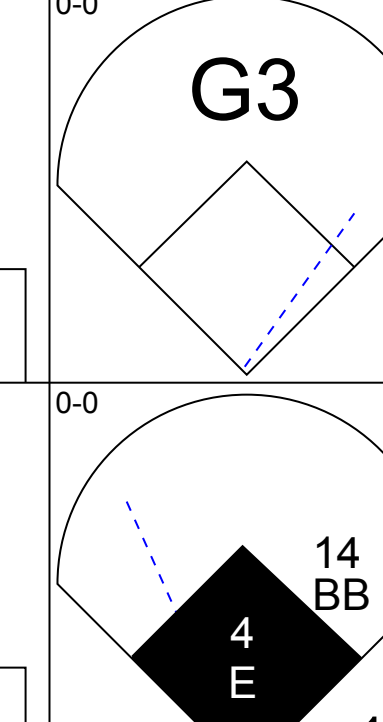

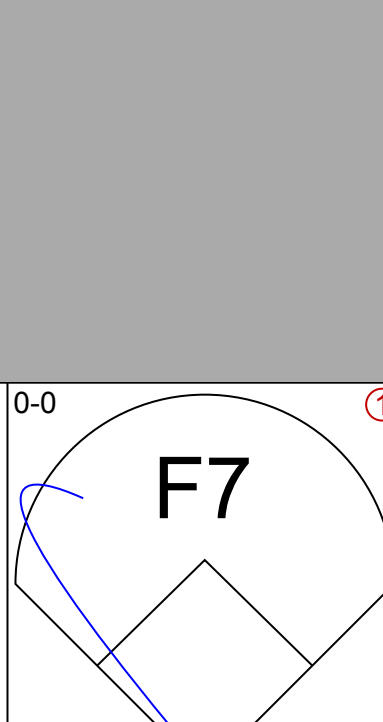
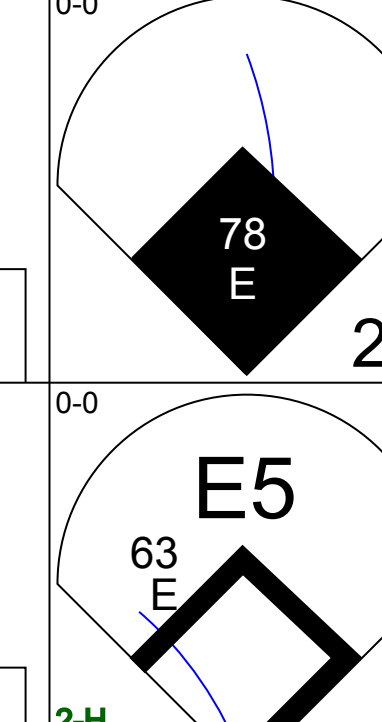

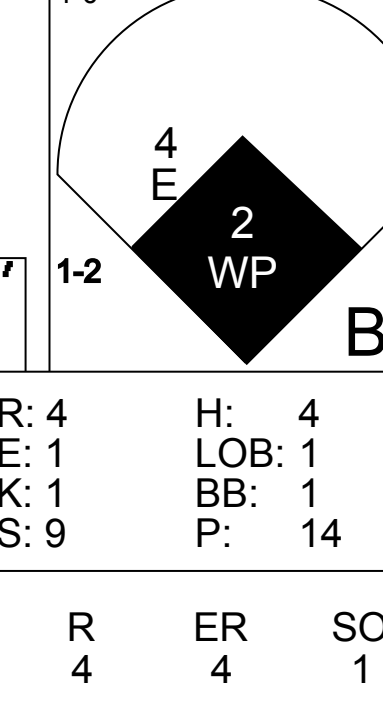
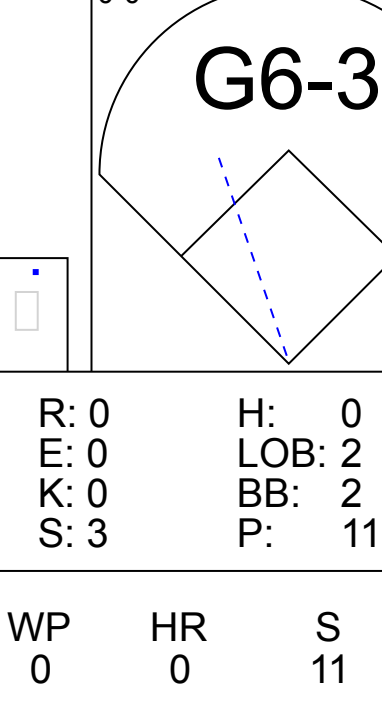
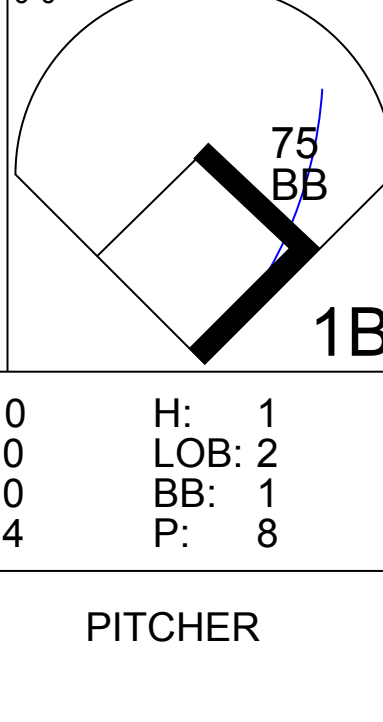
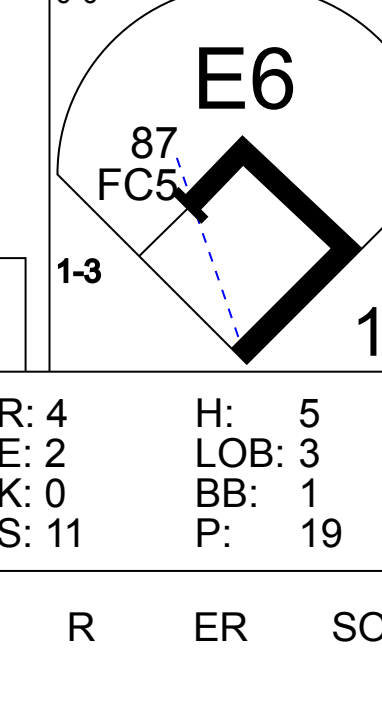
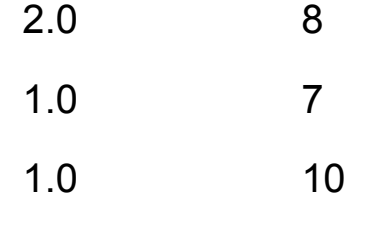

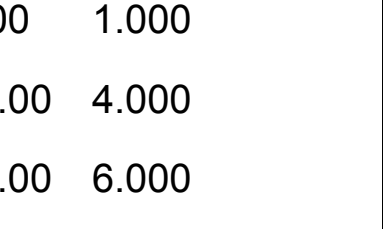




Batter	1	2	3	4	5	6	7	8	9	AB	R	H	RBI	BB	SO	LOB	TOP						
63 Luis Durango, S (1, 8)										3	0	0	0	1	1	0							
10 Javier Castillo, R (1, 5) 35 Avelino Asprilla, R (7, 5)										3	0	1	0	0	1	1							
22 Angel Chavez, R (1, 4) 6 Kevin Ramos, R (7, 4)										3	0	1	0	0	0	2							
45 Carlos Lee, R (1, 7) 4 Earl Agnoly, R (5, 7)										2	0	0	0	0	1	1							
42 Julio Zuleta, R (1, 3) 26 Audes De Leon, L (1, 10)										4	1	2	0	0	0	0							
51 Carlos Ruiz, R (1, 2) 8 Damaso Espino, R (6, 2)										4	0	1	1	0	0	1							
20 Concepcion Rodriguez, R (9)										2	0	1	0	0	0	0							
2 Rubén Tejada, R (1, 6)										2	0	0	0	0	0	1							
										3	0	0	0	0	0	1							
Inning Stats	R: 0 E: 0 K: 3 S: 10	H: 1 LOB: 1 BB: 0 P: 10	R: 0 E: 0 K: 0 S: 3	H: 0 LOB: 0 BB: 3 P: 3	R: 1 E: 1 K: 0 S: 4	H: 1 LOB: 1 BB: 1 P: 8	R: 0 E: 0 K: 0 S: 5	H: 2 LOB: 2 BB: 0 P: 5	R: 0 E: 0 K: 1 S: 5	H: 0 LOB: 0 BB: 0 P: 5	R: 0 E: 0 K: 0 S: 3	H: 0 LOB: 0 BB: 0 P: 3	R: 0 E: 0 K: 1 S: 5	H: 0 LOB: 0 BB: 0 P: 5	R: 1 E: 0 K: 0 S: 5	H: 2 LOB: 1 BB: 0 P: 5	1B: 5 2B: 2 3B: 0 HR: 0	SF: 0 SAC: 0 DP: 0 HBP: 0	WP: 0 PB: 0 SB: 0 CS: 0	PA: 35			
PITCHER	IP: 3.0 WLS: W BF: 12 H: 2 R: 2 ER: 0 SO: 0 BB: 0 HBP: 0 BLK: 0 WP: 0 HR: 0 S: 5 P: 21 ERA: 0.00 WHIP: 1.000	IP: 1.0 WLS: W BF: 5 H: 1 R: 1 ER: 1 SO: 0 BB: 0 HBP: 0 BLK: 0 WP: 0 HR: 0 S: 5 P: 5 ERA: 9.00 WHIP: 2.000	IP: 1.0 WLS: W BF: 12 H: 2 R: 2 ER: 0 SO: 0 BB: 0 HBP: 0 BLK: 0 WP: 0 HR: 0 S: 5 P: 21 ERA: 0.00 WHIP: 1.000	IP: 1.0 WLS: W BF: 5 H: 1 R: 1 ER: 1 SO: 0 BB: 0 HBP: 0 BLK: 0 WP: 0 HR: 0 S: 5 P: 5 ERA: 9.00 WHIP: 2.000	IP: 1.0 WLS: W BF: 5 H: 1 R: 1 ER: 1 SO: 0 BB: 0 HBP: 0 BLK: 0 WP: 0 HR: 0 S: 5 P: 5 ERA: 9.00 WHIP: 2.000	IP: 1.0 WLS: W BF: 5 H: 1 R: 1 ER: 1 SO: 0 BB: 0 HBP: 0 BLK: 0 WP: 0 HR: 0 S: 5 P: 5 ERA: 9.00 WHIP: 2.000	IP: 1.0 WLS: W BF: 5 H: 1 R: 1 ER: 1 SO: 0 BB: 0 HBP: 0 BLK: 0 WP: 0 HR: 0 S: 5 P: 5 ERA: 9.00 WHIP: 2.000	IP: 1.0 WLS: W BF: 5 H: 1 R: 1 ER: 1 SO: 0 BB: 0 HBP: 0 BLK: 0 WP: 0 HR: 0 S: 5 P: 5 ERA: 9.00 WHIP: 2.000	IP: 1.0 WLS: W BF: 5 H: 1 R: 1 ER: 1 SO: 0 BB: 0 HBP: 0 BLK: 0 WP: 0 HR: 0 S: 5 P: 5 ERA: 9.00 WHIP: 2.000	IP: 1.0 WLS: W BF: 5 H: 1 R: 1 ER: 1 SO: 0 BB: 0 HBP: 0 BLK: 0 WP: 0 HR: 0 S: 5 P: 5 ERA: 9.00 WHIP: 2.000	IP: 1.0 WLS: W BF: 5 H: 1 R: 1 ER: 1 SO: 0 BB: 0 HBP: 0 BLK: 0 WP: 0 HR: 0 S: 5 P: 5 ERA: 9.00 WHIP: 2.000	IP: 1.0 WLS: W BF: 5 H: 1 R: 1 ER: 1 SO: 0 BB: 0 HBP: 0 BLK: 0 WP: 0 HR: 0 S: 5 P: 5 ERA: 9.00 WHIP: 2.000	IP: 1.0 WLS: W BF: 5 H: 1 R: 1 ER: 1 SO: 0 BB: 0 HBP: 0 BLK: 0 WP: 0 HR: 0 S: 5 P: 5 ERA: 9.00 WHIP: 2.000	IP: 1.0 WLS: W BF: 5 H: 1 R: 1 ER: 1 SO: 0 BB: 0 HBP: 0 BLK: 0 WP: 0 HR: 0 S: 5 P: 5 ERA: 9.00 WHIP: 2.000	IP: 1.0 WLS: W BF: 5 H: 1 R: 1 ER: 1 SO: 0 BB: 0 HBP: 0 BLK: 0 WP: 0 HR: 0 S: 5 P: 5 ERA: 9.00 WHIP: 2.000	IP: 1.0 WLS: W BF: 5 H: 1 R: 1 ER: 1 SO: 0 BB: 0 HBP: 0 BLK: 0 WP: 0 HR: 0 S: 5 P: 5 ERA: 9.00 WHIP: 2.000	IP: 1.0 WLS: W BF: 5 H: 1 R: 1 ER: 1 SO: 0 BB: 0 HBP: 0 BLK: 0 WP: 0 HR: 0 S: 5 P: 5 ERA: 9.00 WHIP: 2.000	IP: 1.0 WLS: W BF: 5 H: 1 R: 1 ER: 1 SO: 0 BB: 0 HBP: 0 BLK: 0 WP: 0 HR: 0 S: 5 P: 5 ERA: 9.00 WHIP: 2.000	IP: 1.0 WLS: W BF: 5 H: 1 R: 1 ER: 1 SO: 0 BB: 0 HBP: 0 BLK: 0 WP: 0 HR: 0 S: 5 P: 5 ERA: 9.00 WHIP: 2.000	IP: 1.0 WLS: W BF: 5 H: 1 R: 1 ER: 1 SO: 0 BB: 0 HBP: 0 BLK: 0 WP: 0 HR: 0 S: 5 P: 5 ERA: 9.00 WHIP: 2.000	IP: 1.0 WLS: W BF: 5 H: 1 R: 1 ER: 1 SO: 0 BB: 0 HBP: 0 BLK: 0 WP: 0 HR: 0 S: 5 P: 5 ERA: 9.00 WHIP: 2.000	IP: 1.0 WLS: W BF: 5 H: 1 R: 1 ER: 1 SO: 0 BB: 0 HBP: 0 BLK: 0 WP: 0 HR: 0 S: 5 P: 5 ERA: 9.00 WHIP: 2.000	IP: 1.0 WLS: W BF: 5 H: 1 R: 1 ER: 1 SO: 0 BB: 0 HBP: 0 BLK: 0 WP: 0 HR: 0 S: 5 P: 5 ERA: 9.00 WHIP: 2.000

Panama @ Atlanta Braves
Champion Stadium, Lake Buena Vista, FL
Tue Mar 03 2009, 1:05 PM EST
Att: 3,535 - Sunny - 57 F

AB 34
R 2
H 7
RBI 1
BB 1
SO 5
LOB 10



Batter	1	2	3	4	5	6	7	8	9	AB	R	H	RBI	BB	SO	LOB	BOTTOM					
19 Yunel Escobar, R (1, 6) 75 Brandon Hicks, R (5, 6)										3	0	0	0	0	1	2						
4 Omar Infante, R (1, 8) 87 Reid Gorecki, R (5, 8)										2	1	1	1	1	0	0						
2 Kelly Johnson, L (1, 4) 68 Brooks Conrad, S (5, 4)										1	2	1	1	2	0	0						
20 Greg Norton, S (1, 3) 83 Barbaro Canizares, R (5, 3)										3	0	2	1	0	0	2						
7 Jeff Francoeur, R (1, 9) 77 Jason Heyward, L (6, 9)										3	0	1	1	0	0	1						
23 Matt Diaz, R (1, 7) 93 Matt Young, L (6, 7)										3	0	0	0	0	0	2						
28 Brandon Jones, L (1, 10)										5	2	1	0	0	0	2						
8 David Ross, R (1, 2) 5 Clint Sammons, R (7, 2) 78 Phillip Britton, R (8, PH) (9, 2)										3	1	1	0	0	0	0						
14 Martín Prado, R (1, 5) 63 Diory Hernandez, R (5, 5)										1	1	0	0	1	0	0						
Inning Stats	R: 1 E: 0 K: 0 S: 5	H: 2 LOB: 2 BB: 1 P: 9	R: 4 E: 1 K: 1 S: 9	H: 4 LOB: 1 BB: 1 P: 14	R: 0 E: 0 K: 0 S: 3	H: 0 LOB: 0 BB: 0 P: 3	R: 0 E: 0 K: 0 S: 3	H: 0 LOB: 2 BB: 2 P: 11	R: 0 E: 0 K: 0 S: 4	H: 1 LOB: 2 BB: 1 P: 8	R: 2 E: 0 K: 0 S: 5	H: 2 LOB: 2 BB: 2 P: 14	R: 4 E: 2 K: 0 S: 11	H: 5 LOB: 3 BB: 1 P: 19	1B: 8 2B: 4 3B: 0 HR: 2	SF: 0 SAC: 0 DP: 0 HBP: 0	WP: 2 PB: 0 SB: 0 CS: 0	PA: 47				
PITCHER	IP: 1.2 WLS: L BF: 11 H: 4 R: 4 ER: 4 SO: 0 BB: 2 HBP: 0 BLK: 0 WP: 1 HR: 0 S: 11 P: 19 ERA: 21.60 WHIP: 3.600	IP: 2.1 WLS: W BF: 11 H: 2 R: 1 ER: 1 SO: 0 BB: 0 HBP: 0 BLK: 0 WP: 0 HR: 0 S: 11 P: 18 ERA: 3.86 WHIP: 1.714	IP: 2.0 WLS: W BF: 8 H: 1 R: 0 ER: 0 SO: 0 BB: 1 HBP: 0 BLK: 0 WP: 0 HR: 0 S: 11 P: 11 ERA: 0.00 WHIP: 1.000	IP: 1.0 WLS: W BF: 7 H: 2 R: 2 ER: 2 SO: 0 BB: 0 HBP: 0 BLK: 0 WP: 0 HR: 0 S: 11 P: 14 ERA: 18.00 WHIP: 4.000	IP: 1.0 WLS: W BF: 10 H: 5 R: 4 ER: 3 SO: 0 BB: 1 HBP: 0 BLK: 0 WP: 0 HR: 0 S: 11 P: 19 ERA: 27.00 WHIP: 6.000	IP: 1.0 WLS: W BF: 10 H: 5 R: 4 ER: 3 SO: 0 BB: 1 HBP: 0 BLK: 0 WP: 0 HR: 0 S: 11 P: 19 ERA: 27.00 WHIP: 6.000	IP: 1.0 WLS: W BF: 10 H: 5 R: 4 ER: 3 SO: 0 BB: 1 HBP: 0 BLK: 0 WP: 0 HR: 0 S: 11 P: 19 ERA: 27.00 WHIP: 6.000	IP: 1.0 WLS: W BF: 10 H: 5 R: 4 ER: 3 SO: 0 BB: 1 HBP: 0 BLK: 0 WP: 0 HR: 0 S: 11 P: 19 ERA: 27.00 WHIP: 6.000	IP: 1.0 WLS: W BF: 10 H: 5 R: 4 ER: 3 SO: 0 BB: 1 HBP: 0 BLK: 0 WP: 0 HR: 0 S: 11 P: 19 ERA: 27.00 WHIP: 6.000	IP: 1.0 WLS: W BF: 10 H: 5 R: 4 ER: 3 SO: 0 BB: 1 HBP: 0 BLK: 0 WP: 0 HR: 0 S: 11 P: 19 ERA: 27.00 WHIP: 6.000	IP: 1.0 WLS: W BF: 10 H: 5 R: 4 ER: 3 SO: 0 BB: 1 HBP: 0 BLK: 0 WP: 0 HR: 0 S: 11 P: 19 ERA: 27.00 WHIP: 6.000	IP: 1.0 WLS: W BF: 10 H: 5 R: 4 ER: 3 SO: 0 BB: 1 HBP: 0 BLK: 0 WP: 0 HR: 0 S: 11 P: 19 ERA: 27.00 WHIP: 6.000	IP: 1.0 WLS: W BF: 10 H: 5 R: 4 ER: 3 SO: 0 BB: 1 HBP: 0 BLK: 0 WP: 0 HR: 0 S: 11 P: 19 ERA: 27.00 WHIP: 6.000	IP: 1.0 WLS: W BF: 10 H: 5 R: 4 ER: 3 SO: 0 BB: 1 HBP: 0 BLK: 0 WP: 0 HR: 0 S: 11 P: 19 ERA: 27.00 WHIP: 6.000	IP: 1.0 WLS: W BF: 10 H: 5 R: 4 ER: 3 SO: 0 BB: 1 HBP: 0 BLK: 0 WP: 0 HR: 0 S: 11 P: 19 ERA: 27.00 WHIP: 6.000	IP: 1.0 WLS: W BF: 10 H: 5 R: 4 ER: 3 SO: 0 BB: 1 HBP: 0 BLK: 0 WP: 0 HR: 0 S: 11 P: 19 ERA: 27.00 WHIP: 6.000	IP: 1.0 WLS: W BF: 10 H: 5 R: 4 ER: 3 SO: 0 BB: 1 HBP: 0 BLK: 0 WP: 0 HR: 0 S: 11 P: 19 ERA: 27.00 WHIP: 6.000	IP: 1.0 WLS: W BF: 10 H: 5 R: 4 ER: 3 SO: 0 BB: 1 HBP: 0 BLK: 0 WP: 0 HR: 0 S: 11 P: 19 ERA: 27.00 WHIP: 6.000	IP: 1.0 WLS: W BF: 10 H: 5 R: 4 ER: 3 SO: 0 BB: 1 HBP: 0 BLK: 0 WP: 0 HR: 0 S: 11 P: 19 ERA: 27.00 WHIP: 6.000	IP: 1.0 WLS: W BF: 10 H: 5 R: 4 ER: 3 SO: 0 BB: 1 HBP: 0 BLK: 0 WP: 0 HR: 0 S: 11 P: 19 ERA: 27.00 WHIP: 6.000	IP: 1.0 WLS: W BF: 10 H: 5 R: 4 ER: 3 SO: 0 BB: 1 HBP: 0 BLK: 0 WP: 0 HR: 0 S: 11 P: 19 ERA: 27.00 WHIP: 6.000	IP: 1.0 WLS: W BF: 10 H: 5 R: 4 ER: 3 SO: 0 BB: 1 HBP: 0 BLK: 0 WP: 0 HR: 0 S: 11 P: 19 ERA: 27.00 WHIP: 6.000

Panama @ Atlanta Braves
Champion Stadium, Lake Buena Vista, FL
Tue Mar 03 2009, 1:05 PM EST
Att: 3,535 - Sunny - 57 F

AB 39
R 11
H 14
RBI 8
BB 8
SO 1
LOB 19



Batter	1	2	3	4	5	6	7	8	9	AB	R	H	RBI	BB	SO	LOB	TOP	
21 Michael Bourn, L (1,8) OBP: 0.348, SLG: 0.368 58 Drew Sutton, S (6,5) OBP: 0.500, SLG: 0.600	F8		B1			G4-3		BB		3	0	0	0	0	0	0		
Reggie Abercrombie, R (1,7) OBP: 0.568, SLG: 0.912	F8		F8			L8		K		3	0	1	0	1	1	1		
9 Hunter Pence, R (1,9) OBP: 0.294, SLG: 0.143 Matt Kata, S (6,7)	G5-3		G5-3			G3		P6		3	0	0	0	0	0	2		
27 Geoff Blum, S (1,3) OBP: 0.154, SLG: 0.091 20 Brian Bogusevic, L (6,9)	F9		F9			F9		G6-3		2	0	0	0	1	0	1		
8 Aaron Boone, R (1,5) OBP: 0.111, SLG: 0.333	FC4-6		P6			K		K		3	0	0	0	0	0	2		
31 David Newhan, L (1,4) OBP: 0.214, SLG: 0.154 63 Sammy Gervacio, R (7,1) 36 Danny Graves, R (8,1)	G4-3		L4			K				3	0	0	0	0	0	0		
89 Jason Smith, L (1,6)	F7		F7			F7				3	0	1	0	0	0	0		
46 J.R. Towles, R (1,2) OBP: 0.222, SLG: 0.125 73 Jeff Fulchino, R (5,1) 65 Chris Johnson, R (7,5)	G6-3		F8			F8		F8		2	0	0	0	0	0	1		
Fernando Nieve, R (1,1) 55 Humberto Quintero, R (3,PH) 69 Bud Norris, R (3,1) 53 Wesley Wright, R (4,1) 71 Jason Castro, L (5,PH) OBP: 0.228, SLG: 0.228	F8		G4-3			G4-3		K2-3		0	0	0	0	0	0	0		
Inning Stats	R: 0 E: 0 K: 0 S: 3	H: 0 LOB: 2 BB: 2 P: 13	R: 0 E: 0 K: 0 S: 3	H: 0 LOB: 0 BB: 0 P: 3	R: 0 E: 0 K: 0 S: 3	H: 0 LOB: 0 BB: 0 P: 3	R: 0 E: 0 K: 0 S: 4	H: 1 LOB: 1 BB: 0 P: 4	R: 0 E: 0 K: 1 S: 5	H: 0 LOB: 0 BB: 0 P: 5	R: 0 E: 0 K: 2 S: 7	H: 0 LOB: 1 BB: 1 P: 11	R: 0 E: 0 K: 1 S: 5	H: 0 LOB: 0 BB: 0 P: 5	1B: 2 2B: 0 3B: 0 HR: 0	SF: 0 SAC: 0 DP: 0 HBP: 0	WP: 1 PB: 0 SB: 1 CS: 0	PA: 32
PITCHER	IP WLS BF H R ER SO BB IBB HBP BLK WP HR S P ERA WHIP																	
37 Jo-Jo Reyes, L (1,1) ERA: 1.0	4.0 W 14 0 0 0 0 2 0 0 0 0 1 0 12 22 0.00 0.500																	
30 Jeff Bennett, R (5,1) ERA: 4.5	2.0 8 2 0 0 0 0 0 0 0 0 0 0 0 8 8 0.00 1.000																	
36 Boone Logan, L (7,1) ERA: 4.5	1.0 3 0 0 0 1 0 0 0 0 0 0 0 5 5 0.00 0.000																	
46 Manny Acosta, R (8,1) ERA: 3.0	1.0 4 0 0 0 2 1 0 0 0 0 0 0 7 11 0.00 1.000																	
66 Todd Redmond, R (9,1) ERA: 3.0	1.0 3 0 0 0 1 0 0 0 0 0 0 0 5 5 0.00 0.000																	

Houston Astros @ Atlanta Braves
Champion Stadium, Lake Buena Vista, FL
Fri Mar 06 2009, 7:05 PM EST
Att. 7,132 - Clear - 70 F

AB	29
R	0
H	2
RBI	0
BB	3
SO	4
LOB	8



Batter	1	2	3	4	5	6	7	8	9	AB	R	H	RBI	BB	SO	LOB	BOTTOM
Josh Anderson, L (1,8) OBP: 0.375, SLG: 0.688 87 Reid Gorecki, R (5,8) OBP: 0.500, SLG: 1.000	F7	2B	G4-3	E4		F9				4	1	1	2	0	0	4	
2 Kelly Johnson, L (1,4) OBP: 0.412, SLG: 0.429 68 Brooks Conrad, S (5,4)	23 HR	F7		G4-3		G6-3				2	1	0	0	2	0	1	
23 Matt Diaz, R (1,7) OBP: 0.400, SLG: 0.714 28 Brandon Jones, L (5,7) OBP: 0.308, SLG: 0.250	HR	G6-3				F7				4	2	3	4	0	0	1	
22 Casey Kotchman, L (1,3) OBP: 0.385, SLG: 0.417 30 Jeff Bennett, R (5,1) 69 Alvin Colina, R (7,2) OBP: 0.333, SLG: 0.667	P4		G1-3	G4-3		G4-3		G4-3		3	2	1	0	1	0	2	
19 Yunel Escobar, R (1,6) OBP: 0.438, SLG: 0.300 75 Brandon Hicks, R (5,6)	G4-3		G1-3	G1-3		P6		K		2	1	0	0	1	0	1	
7 Jeff Francoeur, R (1,9) OBP: 0.313, SLG: 0.154 77 Jason Heyward, L (5,9) OBP: 0.429, SLG: 0.273		G1-3	G1-3	G1-3		K		G6-3		2	2	1	1	1	0	1	
14 Martin Prado, R (1,5) OBP: 0.250, SLG: 0.267		2B	G6-3	G6-3		G6-3		K		4	1	2	3	1	1	0	
5 Clint Sammons, R (1,2) OBP: 0.500, SLG: 0.429 36 Boone Logan, R (7,1) 46 Manny Acosta, R (8,1) 93 Matt Young, L (8,PH) 66 Todd Redmond, R (9,1) 37 Jo-Jo Reyes, L (1,1)	E7	E7	G1-3	G1-3		F8		E6		3	2	2	1	1	0	0	
63 Diory Hernandez, R (5,5) OBP: 0.273, SLG: 0.200	SH1-4		E1	E1		F7		F7		1	1	0	0	1	0	1	
Inning Stats	R: 2 E: 0 K: 0 S: 6	H: 3 LOB: 1 BB: 1 P: 10	R: 3 E: 0 K: 0 S: 5	H: 3 LOB: 2 BB: 2 P: 13	R: 7 E: 0 K: 0 S: 8	H: 4 LOB: 2 BB: 4 P: 24	R: 0 E: 0 K: 1 S: 5	H: 0 LOB: 0 BB: 0 P: 5	R: 0 E: 0 K: 1 S: 6	H: 0 LOB: 1 BB: 0 P: 6	1B: 8 2B: 2 3B: 0 HR: 1	SF: 0 SAC: 1 DP: 0 HBP: 0	WP: 0 PB: 0 SB: 0 CS: 0	PA: 45			
PITCHER	IP WLS BF H R ER SO BB IBB HBP BLK WP HR S P ERA WHIP																
Fernando Nieve, R (1,1) ERA: 11.25	2.0 L 12 4 5 5 0 4 0 0 0 0 0 0 8 24 33.75 6.000																
69 Bud Norris, R (3,1) ERA: 10.38	1.1 12 4 5 5 0 4 0 0 0 0 0 0 5 13 0.00 6.000																
53 Wesley Wright, L (4,1) ERA: 1.59	0.2 7 2 3 0 0 2 0 0 0 0 0 0 5 13 0.00 6.000																
73 Jeff Fulchino, R (5,1) ERA: 1.59	2.0 7 1 0 0 1 0 0 0 0 0 0 0 9 9 0.00 0.500																
63 Sammy Gervacio, R (7,1) ERA: 13.5	1.0 3 0 0 0 1 0 0 0 0 0 0 0 5 5 0.00 0.000																

Houston Astros @ Atlanta Braves
Champion Stadium, Lake Buena Vista, FL
Fri Mar 06 2009, 7:05 PM EST
Att. 7,132 - Clear - 70 F

AB	36
R	13
H	11
RBI	11
BB	8
SO	3
LOB	14



Batter	1	2	3	4	5	6	7	8	9	AB	R	H	RBI	BB	SO	LOB	TOP			
22 Marcus Giles, R OBP: 0.389, SLG: 0.333 55 Clay Condrey, R (7, 1) 71 J.J. Furmaniak, R OBP: 0.333, SLG: 0.333 (8, 5)										4	0	2	0	0	0	1	Philadelphia Phillies @ Atlanta Braves Champion Stadium, Lake Buena Vista, FL Sun Mar 08 2009, 1:05 PM EDT Att: 10,211 - Partly Cloudy - 79 F			
28 Jayson Werth, R OBP: 0.429, SLG: 0.333 79 Jason Ellison, R OBP: 0.182, SLG: 0.182 (8, 8)										4	1	1	0	0	1	2				
29 Raul Ibanez, L OBP: 0.333, SLG: 0.381 46 Ryan Madson, L (8, 1)										3	0	0	0	1	1	2				
6 Ryan Howard, L OBP: 0.364, SLG: 0.722 19 Greg Dobbs, L OBP: 0.346, SLG: 0.333 (6, 3)										3	0	0	0	0	1	2				
40 John Mayberry Jr., R OBP: 0.323, SLG: 0.536 (1, 9)										4	0	0	0	0	3	3				
75 Jason Donald, R OBP: 0.407, SLG: 0.286 (1, 4)										3	1	2	1	1	0	0				
4 Eric Bruntlett, R OBP: 0.490, SLG: 0.450 (1, 6)										4	0	1	0	0	1	4				
Ronny Paulino, R OBP: 0.375, SLG: 0.538 62 Carlos Carrasco, R (5, 1) 34 Pablo Ozuna, R OBP: 0.529, SLG: 0.667 (7, PH) (7, 5) (8, 7)										2	0	1	1	0	1	1				
56 Joe Blanton, R (1, 1) 3 Lou Marson, R (5, PH) (5, 2)										1	0	0	0	0	1	1				
Inning Stats	R: 0 E: 0 K: 1 S: 7	H: 1 LOB: 2 BB: 1 P: 11	R: 1 E: 0 K: 2 S: 9	H: 2 LOB: 1 BB: 0 P: 9	R: 0 E: 0 K: 2 S: 7	H: 0 LOB: 0 BB: 0 P: 7	R: 0 E: 0 K: 2 S: 8	H: 1 LOB: 1 BB: 0 P: 9	R: 0 E: 0 K: 0 S: 4	H: 0 LOB: 1 BB: 1 P: 4	R: 0 E: 0 K: 1 S: 5	H: 0 LOB: 0 BB: 0 P: 3	R: 0 E: 1 K: 2 S: 10	H: 2 LOB: 2 BB: 0 P: 10	R: 0 E: 0 K: 2 S: 8	H: 1 LOB: 1 BB: 0 P: 8		1B: 6 2B: 2 3B: 0 HR: 0	SF: 0 SAC: 0 DP: 0 HBP: 0	WP: 0 PB: 0 SB: 2 CS: 0
PITCHER	IP WLS BF H R ER SO	IP WLS BF H R ER SO	IP WLS BF H R ER SO	IP WLS BF H R ER SO	IP WLS BF H R ER SO	IP WLS BF H R ER SO	IP WLS BF H R ER SO	IP WLS BF H R ER SO	IP WLS BF H R ER SO	IP WLS BF H R ER SO	IP WLS BF H R ER SO	IP WLS BF H R ER SO	IP WLS BF H R ER SO	IP WLS BF H R ER SO	IP WLS BF H R ER SO	IP WLS BF H R ER SO	ERA WHIP	ERA WHIP		

AB	36
R	2
H	8
RBI	2
BB	2
SO	12
LOB	18



Batter	1	2	3	4	5	6	7	8	9	AB	R	H	RBI	BB	SO	LOB	BOTTOM			
4 Omar Infante, R OBP: 0.278, SLG: 0.412 87 Reid Gorecki, R OBP: 0.500, SLG: 0.800 (8, 8)										3	0	0	0	0	0	2	Philadelphia Phillies @ Atlanta Braves Champion Stadium, Lake Buena Vista, FL Sun Mar 08 2009, 1:05 PM EDT Att: 10,211 - Partly Cloudy - 79 F			
14 Martin Prado, R OBP: 0.250, SLG: 0.263 61 James Parr, R (7, 1) 93 Matt Young, L OBP: 0.500, SLG: 0.500 59 Francisley Bueno, L (9, 1)										4	1	1	0	0	0	2				
2 Kelly Johnson, L OBP: 0.469, SLG: 0.474 68 Brooks Conrad, S OBP: 0.071, SLG: 0.143 (5, 4)										2	1	1	0	0	0	0				
76 Freddie Freeman, L OBP: 0.200, SLG: 0.400 83 Barbaro Canizares, R OBP: 0.200, SLG: 0.400 (4, PR) (5, 3)										2	0	1	0	0	0	0				
19 Yunel Escobar, R OBP: 0.500, SLG: 0.429 51 Michael Gonzalez, R (5, 1) 58 Peter Moylan, R (6, 1) 77 Jason Heyward, L OBP: 0.412, SLG: 0.286 (6, PH) (7, 9)										2	0	1	0	0	0	0				
7 Jeff Francoeur, R OBP: 0.227, SLG: 0.111 69 Alvin Colina, R OBP: 0.250, SLG: 0.500 (7, 2)										2	0	0	1	0	0	2				
28 Brandon Jones, L OBP: 0.368, SLG: 0.500 (1, 7)										4	1	2	0	0	0	2				
5 Clint Sammons, R OBP: 0.545, SLG: 0.444 75 Brandon Hicks, R OBP: 0.273, SLG: 0.222 (7, 6)										2	1	1	0	1	0	3				
73 Tommy Hanson, R (1, 1) 63 Diory Hernandez, R OBP: 0.333, SLG: 0.286 (5, 6) (7, 5)										1	0	0	0	0	0	2				
Inning Stats	R: 0 E: 0 K: 0 S: 3	H: 0 LOB: 0 BB: 0 P: 3	R: 0 E: 1 K: 0 S: 3	H: 0 LOB: 0 BB: 0 P: 3	R: 0 E: 0 K: 0 S: 4	H: 1 LOB: 2 BB: 1 P: 8	R: 1 E: 0 K: 0 S: 6	H: 3 LOB: 3 BB: 0 P: 6	R: 1 E: 0 K: 0 S: 5	H: 2 LOB: 1 BB: 0 P: 5	R: 4 E: 1 K: 0 S: 8	H: 4 LOB: 1 BB: 0 P: 10	R: 0 E: 0 K: 0 S: 3	H: 0 LOB: 0 BB: 0 P: 3	R: 1 E: 0 K: 1 S: 9	H: 4 LOB: 3 BB: 0 P: 9		1B: 12 2B: 2 3B: 0 HR: 0	SF: 2 SAC: 0 DP: 1 HBP: 0	WP: 0 PB: 1 SB: 1 CS: 0
PITCHER	IP WLS BF H R ER SO	IP WLS BF H R ER SO	IP WLS BF H R ER SO	IP WLS BF H R ER SO	IP WLS BF H R ER SO	IP WLS BF H R ER SO	IP WLS BF H R ER SO	IP WLS BF H R ER SO	IP WLS BF H R ER SO	IP WLS BF H R ER SO	IP WLS BF H R ER SO	IP WLS BF H R ER SO	IP WLS BF H R ER SO	IP WLS BF H R ER SO	IP WLS BF H R ER SO	IP WLS BF H R ER SO	ERA WHIP	ERA WHIP		

AB	37
R	7
H	14
RBI	5
BB	1
SO	1
LOB	21



Batter	1	2	3	4	5	6	7	8	9	AB	R	H	RBI	BB	SO	LOB	TOP				
Josh Anderson, L (1,8) OBP: 0.273, SLG: 0.500 63 Diory Hernandez, R (5,4) OBP: 0.353, SLG: 0.313 (7,5)	G6-3	K			G4-3	L8				3	0	0	0	0	1	0					
23 Matt Diaz, R (1,7) OBP: 0.350, SLG: 0.632 28 Brandon Jones, L (5,7) OBP: 0.333, SLG: 0.450	F9		2B		G1-3		K	G4-3		3	1	1	0	0	0	0					
2 Kelly Johnson, L (1,4) OBP: 0.440, SLG: 0.590 87 Reid Gorecki, R (5,8) OBP: 0.500, SLG: 0.714	E3		1B		7 1B	20 BB		20 S	1B	3	1	2	1	0	0	0					
22 Casey Kotchman, L (1,3) OBP: 0.412, SLG: 0.625 20 Greg Norton, S (3,3) OBP: 0.375, SLG: 0.692	7 BB		1B		G6-3	7 1B		75 FB	1B	2	1	1	1	0	0	1					
7 Jeff Francoeur, R (1,9) OBP: 0.280, SLG: 0.150 Rafael Soriano, R (5,1) 75 Brandon Hicks, R (6,5) OBP: 0.308, SLG: 0.273 (7,6)	4 3B		1B		P4			76 G5-3	75 1B	2	1	1	0	0	0	0					
4 Omar Infante, R (1,6) OBP: 0.318, SLG: 0.500 34 Eric O'Flaherty, L (7,1) 56 Blaine Boyer, R (8,1) 76 Freddie Freeman, L (6,PH) OBP: 0.188, SLG: 0.375 65 Stephen Marek, L (9,1)	1B		BB			14 SH1-3				2	1	1	0	1	0	0					
14 Martin Prado, R (1,5) OBP: 0.229, SLG: 0.238 36 Boone Logan, R (6,1) 68 Brooks Conrad, S (7,4) OBP: 0.125, SLG: 0.188	K				SH1-3					2	0	0	0	0	1	1					
8 David Ross, R (1,2) OBP: 0.250, SLG: 0.583 27 J.C. Boscan, R (7,2) OBP: 0.500, SLG: 1.000		P3			K			77 G3	77 FC4-6	3	0	1	0	0	1	1					
32 Derek Lowe, R (1,1) 77 Jason Heyward, L (5,9) OBP: 0.350, SLG: 0.235		F8			G1-4-3			G3		2	0	0	0	0	0	1					
Inning Stats	R: 3 E: 1 K: 1 S: 8	H: 2 LOB: 1 BB: 1 P: 12	R: 0 E: 0 K: 1 S: 5	H: 0 LOB: 0 BB: 0 P: 5	R: 1 E: 0 K: 0 S: 4	H: 2 LOB: 0 BB: 0 P: 4	R: 0 E: 0 K: 1 S: 5	H: 0 LOB: 1 BB: 1 P: 9	R: 0 E: 0 K: 0 S: 4	H: 2 LOB: 3 BB: 1 P: 9	R: 1 E: 0 K: 1 S: 7	H: 2 LOB: 1 BB: 0 P: 8	R: 0 E: 0 K: 1 S: 7	H: 2 LOB: 2 BB: 0 P: 7	R: 2 E: 0 K: 1 S: 8	H: 2 LOB: 2 BB: 2 P: 16	1B: 10 2B: 2 3B: 1 HR: 0	SF: 0 SAC: 1 DP: 1 HBP: 0	WP: 1 PB: 0 SB: 1 CS: 0	PA: 45	
PITCHER	IP WLS BF H R ER SO BB IBB HBP BLK WP HR S P ERA WHIP	IP WLS BF H R ER SO BB IBB HBP BLK WP HR S P ERA WHIP	IP WLS BF H R ER SO BB IBB HBP BLK WP HR S P ERA WHIP	IP WLS BF H R ER SO BB IBB HBP BLK WP HR S P ERA WHIP	IP WLS BF H R ER SO BB IBB HBP BLK WP HR S P ERA WHIP	IP WLS BF H R ER SO BB IBB HBP BLK WP HR S P ERA WHIP	IP WLS BF H R ER SO BB IBB HBP BLK WP HR S P ERA WHIP	IP WLS BF H R ER SO BB IBB HBP BLK WP HR S P ERA WHIP	IP WLS BF H R ER SO BB IBB HBP BLK WP HR S P ERA WHIP	IP WLS BF H R ER SO BB IBB HBP BLK WP HR S P ERA WHIP	IP WLS BF H R ER SO BB IBB HBP BLK WP HR S P ERA WHIP	IP WLS BF H R ER SO BB IBB HBP BLK WP HR S P ERA WHIP	IP WLS BF H R ER SO BB IBB HBP BLK WP HR S P ERA WHIP	IP WLS BF H R ER SO BB IBB HBP BLK WP HR S P ERA WHIP	IP WLS BF H R ER SO BB IBB HBP BLK WP HR S P ERA WHIP	IP WLS BF H R ER SO BB IBB HBP BLK WP HR S P ERA WHIP	IP WLS BF H R ER SO BB IBB HBP BLK WP HR S P ERA WHIP	IP WLS BF H R ER SO BB IBB HBP BLK WP HR S P ERA WHIP	IP WLS BF H R ER SO BB IBB HBP BLK WP HR S P ERA WHIP	IP WLS BF H R ER SO BB IBB HBP BLK WP HR S P ERA WHIP	IP WLS BF H R ER SO BB IBB HBP BLK WP HR S P ERA WHIP

Atlanta Braves @ Houston Astros
 Osceola County Stadium, Kissimmee, FL
 Tue Mar 10 2009, 1:05 PM EDT
 Att: 3,613 - Sunny - 81 F

AB 39
 R 7
 H 13
 RBI 7
 BB 5
 SO 6
 LOB 18



Batter	1	2	3	4	5	6	7	8	9	AB	R	H	RBI	BB	SO	LOB	BOTTOM					
3 Kazuo Matsui, S (1,4) OBP: 0.056, SLG: 0.056 29 Geoff Geary, R (9,1)	G5-3			K		G6-3		K	K	4	0	0	0	0	2	1						
58 Drew Sutton, S (9,PH) OBP: 0.333, SLG: 0.375										0	0	0	0	0	0	0						
21 Michael Bourn, L (1,8) OBP: 0.353, SLG: 0.379	K			G5-3		17 S		G3		4	0	1	1	0	1	0						
17 Lance Berkman, S (1,3) OBP: 0.429, SLG: 0.400 19 Mark Saccomanno, R (8,3) OBP: 0.063, SLG: 0.188	K			K		45 FC6-4		G6-3		2	0	0	0	1	2	0						
45 Carlos Lee, R (1,7) OBP: 0.273, SLG: 0.222 54 Chad Paronto, R (7,1) 48 Tim Lincecum, L (8,1) 31 David Newhan, L (9,4) OBP: 0.263, SLG: 0.176		G5-3				G3		FC6-4		3	0	0	0	0	0	2						
9 Hunter Pence, R (1,9) OBP: 0.344, SLG: 0.407										0	0	0	0	0	0	0						
89 Jason Smith, L (1,6) OBP: 0.450, SLG: 0.579										0	0	0	0	0	0	0						
46 J.R. Towles, R (1,2) OBP: 0.154, SLG: 0.083 72 Lou Santangelo, R (8,2)										0	0	0	0	0	0	0						
38 Brian Moehler, R (1,1) 47 Jose Valverde, R (5,1) 26 Doug Brocail, L (6,1) John Gall, R (6,PH) OBP: 0.556, SLG: 0.625 20 Brian Bojosevic, L (7,7) OBP: 0.250, SLG: 0.375										0	0	0	0	0	0	0						
8 Aaron Boone, R (1,5) OBP: 0.158, SLG: 0.111 65 Chris Johnson, R (7,PR) OBP: 0.409, SLG: 0.588 (8,5)										0	0	0	0	0	0	0						
46 J.R. Towles, R (1,2) OBP: 0.154, SLG: 0.083 72 Lou Santangelo, R (8,2)										0	0	0	0	0	0	0						
38 Brian Moehler, R (1,1) 47 Jose Valverde, R (5,1) 26 Doug Brocail, L (6,1) John Gall, R (6,PH) OBP: 0.556, SLG: 0.625 20 Brian Bojosevic, L (7,7) OBP: 0.250, SLG: 0.375										0	0	0	0	0	0	0						
Inning Stats	R: 0 E: 0 K: 2 S: 7	H: 0 LOB: 0 BB: 0 P: 7	R: 0 E: 0 K: 1 S: 5	H: 0 LOB: 0 BB: 0 P: 5	R: 0 E: 0 K: 1 S: 5	H: 0 LOB: 0 BB: 0 P: 5	R: 0 E: 0 K: 2 S: 7	H: 0 LOB: 0 BB: 0 P: 7	R: 0 E: 0 K: 1 S: 6	H: 1 LOB: 0 BB: 0 P: 6	R: 1 E: 0 K: 0 S: 5	H: 2 LOB: 2 BB: 1 P: 9	R: 0 E: 0 K: 2 S: 9	H: 2 LOB: 2 BB: 0 P: 9	R: 0 E: 0 K: 1 S: 5	H: 0 LOB: 0 BB: 0 P: 5	R: 3 E: 2 K: 1 S: 7	H: 1 LOB: 1 BB: 2 P: 15	1B: 4 2B: 1 3B: 1 HR: 0	SF: 0 SAC: 0 DP: 0 HBP: 0	WP: 0 PB: 0 SB: 1 CS: 0	PA: 37
PITCHER	IP WLS BF H R ER SO BB IBB HBP BLK WP HR S P ERA WHIP	IP WLS BF H R ER SO BB IBB HBP BLK WP HR S P ERA WHIP	IP WLS BF H R ER SO BB IBB HBP BLK WP HR S P ERA WHIP	IP WLS BF H R ER SO BB IBB HBP BLK WP HR S P ERA WHIP	IP WLS BF H R ER SO BB IBB HBP BLK WP HR S P ERA WHIP	IP WLS BF H R ER SO BB IBB HBP BLK WP HR S P ERA WHIP	IP WLS BF H R ER SO BB IBB HBP BLK WP HR S P ERA WHIP	IP WLS BF H R ER SO BB IBB HBP BLK WP HR S P ERA WHIP	IP WLS BF H R ER SO BB IBB HBP BLK WP HR S P ERA WHIP	IP WLS BF H R ER SO BB IBB HBP BLK WP HR S P ERA WHIP	IP WLS BF H R ER SO BB IBB HBP BLK WP HR S P ERA WHIP	IP WLS BF H R ER SO BB IBB HBP BLK WP HR S P ERA WHIP	IP WLS BF H R ER SO BB IBB HBP BLK WP HR S P ERA WHIP	IP WLS BF H R ER SO BB IBB HBP BLK WP HR S P ERA WHIP	IP WLS BF H R ER SO BB IBB HBP BLK WP HR S P ERA WHIP	IP WLS BF H R ER SO BB IBB HBP BLK WP HR S P ERA WHIP	IP WLS BF H R ER SO BB IBB HBP BLK WP HR S P ERA WHIP	IP WLS BF H R ER SO BB IBB HBP BLK WP HR S P ERA WHIP	IP WLS BF H R ER SO BB IBB HBP BLK WP HR S P ERA WHIP	IP WLS BF H R ER SO BB IBB HBP BLK WP HR S P ERA WHIP	IP WLS BF H R ER SO BB IBB HBP BLK WP HR S P ERA WHIP	

Atlanta Braves @ Houston Astros
 Osceola County Stadium, Kissimmee, FL
 Tue Mar 10 2009, 1:05 PM EDT
 Att: 3,613 - Sunny - 81 F

AB 34
 R 4
 H 6
 RBI 3
 BB 3
 SO 11
 LOB 12



Batter	1	2	3	4	5	6	7	8	9	AB	R	H	RBI	BB	SO	LOB	TOP										
15 Cristian Guzman, S OBP: 0.296, SLG: 0.444 1 Freddie Bynum, L (7, PH) (7, 6)	G4-3		P5		F9		F9			3	0	0	0	0	0	1	Washington Nationals @ Atlanta Braves Champion Stadium, Lake Buena Vista, FL Thu Mar 12 2009, 1:05 PM EDT Att: 6,628 - Cloudy - 73 F										
85 Lastings Millodge, R OBP: 0.364, SLG: 0.346 50 Garrett Mock, S (1, 8) (8, 1)	F8		11 2B		P6			56 G4-6-3	1B	4	1	2	0	0	0	0											
11 Ryan Zimmerman, R OBP: 0.407, SLG: 0.495 56 Joel Guzman, R OBP: 0.200, SLG: 0.429 (1, 5) (6, 5)	F7		1H 2H		P6			G4-6-3	1-2	3	0	1	2	0	0	0											
24 Nick Johnson, L OBP: 0.360, SLG: 0.474 (1, 3)		F7		25 FC6-4		G3		K		3	0	0	0	1	1	0											
25 Austin Kearns, R OBP: 0.500, SLG: 0.800 (1, 9)		G5-3		FC6-4					F8	4	0	1	0	0	0	2											
16 Josh Willingham, R OBP: 0.238, SLG: 0.111 59 Steven Shell, R (1, 7) (6, 1)					F8					2	0	0	0	1	1	1											
30 Justin Maxwell, R OBP: 0.364, SLG: 0.333 27 Kory Casto, L OBP: 0.429, SLG: 0.364 (8, 8) (9, PH)						K			13 FC4-6	0	0	0	0	0	0	0											
6 Anderson Hernandez, S OBP: 0.429, SLG: 0.250 13 Alex Cintron, S OBP: 0.300, SLG: 0.500 (1, 4) (6, 4)		F8			G6-3				FC4-6	2	0	0	0	0	0	1											
79 Luke Montz, R OBP: 0.429, SLG: 0.364 23 Wil Nieves, R OBP: 0.300, SLG: 0.333 (1, 2) (7, 2)					G5-3		F7		F9	3	0	0	0	0	0	0											
45 Daniel Cabrera, R OBP: 1.000, SLG: 1.000 57 Jason Bergmann, R (4, 1)						K				1	1	1	0	0	0	0											
65 Ian Desmond, R OBP: 0.250, SLG: 0.250 78 Josh Towers, R (5, PH) (5, 1)					85 1B					0	0	0	0	0	0	0											
29 Ryan Langerhans, L OBP: 0.308, SLG: 0.100 (6, 7)										0	0	0	0	1	0	0											
Inning Stats	R: 0 E: 0 K: 0 S: 3	H: 0 LOB: 0 BB: 0 P: 3	R: 0 E: 0 K: 0 S: 3	H: 0 LOB: 1 BB: 1 P: 7	R: 2 E: 0 K: 0 S: 6	H: 3 LOB: 2 BB: 1 P: 10	R: 0 E: 0 K: 0 S: 3	H: 0 LOB: 0 BB: 0 P: 3	R: 0 E: 0 K: 1 S: 5	H: 1 LOB: 1 BB: 0 P: 6	R: 0 E: 0 K: 0 S: 3	H: 0 LOB: 1 BB: 1 P: 7	R: 0 E: 0 K: 1 S: 5	H: 1 LOB: 0 BB: 0 P: 5	R: 0 E: 0 K: 0 S: 4	H: 1 LOB: 1 BB: 0 P: 4	1B: 5 2B: 1 3B: 0 HR: 0	SF: 0 SAC: 0 DP: 1 HBP: 0	WP: 0 PB: 0 SB: 0 CS: 0	PA: 35							
PITCHER	IP	WLS	BF	H	R	ER	SO	BB	IBB	HBP	BLK	WP	HR	S	P	ERA	WHIP										
49 Jair Jurrjens, R ERA: 4.84 (1, 1)	4.0		17	3	2	2	0	2	0	0	0	0	0	15	23	4.50	1.250										
51 Michael Gonzalez, L ERA: 6.75 (5, 1)	1.0		3	0	0	0	1	0	0	0	0	0	0	5	5	0.00	0.000										
38 Buddy Carlyle, R ERA: (6, 1)	1.0	W	4	1	0	0	1	0	0	0	0	0	0	6	6	0.00	1.000										
72 Kris Medlen, R ERA: 1.8 (7, 1)	2.0	H	7	1	0	0	1	1	0	0	0	0	0	8	12	0.00	1.000										
Jerome Gamble, R ERA: (9, 1)	1.0		4	1	0	0	0	0	0	0	0	0	0	4	4	0.00	1.000										

AB	32
R	2
H	6
RBI	2
BB	3
SO	3
LOB	9



Batter	1	2	3	4	5	6	7	8	9	AB	R	H	RBI	BB	SO	LOB	BOTTOM										
Josh Anderson, L OBP: 0.250, SLG: 0.429 Gorkys Hernandez, R (1, 8) (6, 8)	F7		G6-3		G5-4-3	K				3	0	0	0	0	2	2	Washington Nationals @ Atlanta Braves Champion Stadium, Lake Buena Vista, FL Thu Mar 12 2009, 1:05 PM EDT Att: 6,628 - Cloudy - 73 F										
64 Jordan Schafer, L OBP: 0.389, SLG: 0.647 38 Buddy Carlyle, L (1, 9) (6, 1)	G3				K			F8		3	1	1	0	0	1	0											
68 Brooks Conrad, S OBP: 0.200, SLG: 0.263 (7, 4)				19 G6-3	2B					1	0	0	0	0	0	0											
19 Yunel Escobar, R OBP: 0.444, SLG: 0.381 63 Dion Hernandez, R OBP: 0.348, SLG: 0.381 (1, 6) (7, 5)	K			G6-3		F9		G5-3		3	0	0	1	0	1	0											
22 Casey Kotchman, L OBP: 0.421, SLG: 0.611 51 Michael Gonzalez, R (5, 1)				G3-1		K				2	0	1	0	0	0	0											
77 Jason Heyward, L OBP: 0.375, SLG: 0.429 (6, 9)						K		HR		2	1	1	1	0	1	0											
4 Omar Infante, R OBP: 0.360, SLG: 0.522 75 Brandon Hicks, R OBP: 0.294, SLG: 0.214 (1, 4) (7, 6)		G6-4-3			14 BB	1B		G6-3		3	2	2	0	0	0	1											
14 Martin Prado, R OBP: 0.286, SLG: 0.269 27 J.C. Boscan, R OBP: 0.667, SLG: 0.750 (1, 5) (7, 2)		G9-3			28 1B	BB				2	1	1	0	1	0	0											
28 Brandon Jones, L OBP: 0.407, SLG: 0.490 Jerome Gamble, R (1, 7) (9, 1)				L6						3	1	2	2	1	0	0											
8 David Ross, R OBP: 0.200, SLG: 0.467 72 Kris Medlen, S (1, 2) (7, 1)					1-3 2H	1B				0	0	0	0	0	0	0											
93 Matt Young, L OBP: 0.333, SLG: 0.333 (8, PH) (9, 7)				K		K				1	0	0	0	0	0	1											
49 Jair Jurrjens, R OBP: 1.000, SLG: 1.000 76 Freddie Freeman, L OBP: 0.250, SLG: 0.400 (1, 1) (5, 3)										1	0	1	0	0	0	0											
Inning Stats	R: 0 E: 0 K: 1 S: 5	H: 0 LOB: 0 BB: 0 P: 5	R: 0 E: 0 K: 0 S: 3	H: 1 LOB: 0 BB: 0 P: 3	R: 0 E: 0 K: 1 S: 6	H: 1 LOB: 0 BB: 0 P: 6	R: 2 E: 0 K: 1 S: 8	H: 3 LOB: 2 BB: 1 P: 13	R: 0 E: 0 K: 1 S: 5	H: 1 LOB: 0 BB: 0 P: 5	R: 3 E: 1 K: 2 S: 12	H: 4 LOB: 2 BB: 0 P: 12	R: 1 E: 0 K: 0 S: 4	H: 1 LOB: 0 BB: 0 P: 4	R: 0 E: 0 K: 0 S: 3	H: 0 LOB: 1 BB: 1 P: 7	1B: 9 2B: 1 3B: 0 HR: 1	SF: 0 SAC: 0 DP: 2 HBP: 0	WP: 0 PB: 0 SB: 1 CS: 0	PA: 36							
PITCHER	IP	WLS	BF	H	R	ER	SO	BB	IBB	HBP	BLK	WP	HR	S	P	ERA	WHIP										
45 Daniel Cabrera, R ERA: 4.7 (1, 1)	3.2		15	4	2	2	2	1	0	0	0	0	0	18	23	4.91	1.364										
57 Jason Bergmann, R ERA: (4, 1)	0.1	B	2	1	0	0	1	0	0	0	0	0	0	4	4	0.00	3.000										
78 Josh Towers, R ERA: 2.45 (5, 1)	1.2	L	10	5	3	1	2	0	0	0	0	0	0	14	14	5.40	3.000										
59 Steven Shell, R ERA: 7.11 (6, 1)	1.1		5	1	1	1	1	0	0	0	0	0	1	7	7	6.75	0.750										
50 Garrett Mock, R ERA: 6.0 (8, 1)	1.0		4	0	0	0	0	1	0	0	0	0	0	3	7	0.00	1.000										

AB	34
R	6
H	11
RBI	6
BB	2
SO	6
LOB	11



Batter	1	2	3	4	5	6	7	8	9	AB	R	H	RBI	BB	SO	LOB	TOP												
64 Jordan Schafer, L OBP: 0.391, SLG: 0.682 59 Francisley Bueno, L (8, 1) 71 Mariano Gomez, L (9, 1)										5	1	2	0	0	2	0													
19 Yunel Escobar, R OBP: 0.452, SLG: 0.375 75 Brandon Hicks, R OBP: 0.333, SLG: 0.487										3	1	1	0	1	0	0													
2 Kelly Johnson, L OBP: 0.419, SLG: 0.482 77 Jason Heyward, L OBP: 0.385, SLG: 0.435										2	1	1	1	1	0	0													
22 Casey Kotchman, L OBP: 0.381, SLG: 0.550 76 Freddie Freeman, L OBP: 0.304, SLG: 0.435										2	0	0	0	0	0	1													
7 Jeff Francoeur, R OBP: 0.355, SLG: 0.280 68 Brooks Conrad, S OBP: 0.182, SLG: 0.238										3	2	2	2	0	0	0													
4 Omar Infante, R OBP: 0.393, SLG: 0.654 63 Diory Hernandez, R OBP: 0.320, SLG: 0.348										3	1	2	2	0	0	0													
23 Matt Diaz, R OBP: 0.400, SLG: 0.667 20 Greg Norton, S OBP: 0.381, SLG: 0.588										2	0	1	1	0	0	0													
5 Clint Sammons, R OBP: 0.474, SLG: 0.824 69 Alvin Colina, R OBP: 0.167, SLG: 0.333										4	1	1	0	0	0	2													
73 Tommy Hanson, R (1, 1) 61 James Parr, R (5, 1) Wes Timmons, R (8, PH) 87 Reid Gorecki, R OBP: 0.556, SLG: 0.875										2	0	0	0	0	2	2													
Inning Stats	R: 0 E: 0 K: 1 S: 5	H: 0 LOB: 0 BB: 0 P: 5	R: 1 E: 0 K: 1 S: 8	H: 3 LOB: 2 BB: 0 P: 8	R: 0 E: 0 K: 1 S: 5	H: 0 LOB: 0 BB: 1 P: 9	R: 0 E: 0 K: 0 S: 3	H: 0 LOB: 0 BB: 0 P: 3	R: 6 E: 1 K: 2 S: 13	H: 5 LOB: 0 BB: 1 P: 20	R: 1 E: 1 K: 0 S: 6	H: 3 LOB: 2 BB: 0 P: 6	R: 0 E: 0 K: 0 S: 3	H: 0 LOB: 0 BB: 0 P: 3	R: 0 E: 0 K: 0 S: 3	H: 1 LOB: 1 BB: 0 P: 3	R: 1 E: 0 K: 0 S: 7	H: 2 LOB: 1 BB: 0 P: 7	1B: 9 2B: 3 3B: 0 HR: 2	SF: 0 SAC: 1 DP: 0 HBP: 0	WP: 0 PB: 0 SB: 0 CS: 0	PA: 42							
PITCHER	IP WLS BF H R ER SO BB IBB HBP BLK WP HR S P ERA WHIP																												
55 Josh Johnson, R ERA: 0.82 79 Sean West, L ERA: 14.73 60 Carlos Martinez, R ERA: 1.69 35 Burke Badenhop, R ERA: 63 Chris Leroux, R ERA: 13.5	3.0 1.2 1.1 2.0 1.0	13 L 11 7 6 5	3 5 3 1 2	1 6 1 0 1	1 6 1 0 1	3 6 1 0 0	0 1 0 0 0	0 0 0 0 0	0 1 0 0 1	18 22 9 6 7	20 20 9 6 7	3.00 32.40 6.75 0.00 9.00	1.333 3.600 2.250 0.500 2.000																

Atlanta Braves @ Florida Marlins
Roger Dean Stadium, Jupiter, FL
Fri Mar 13 2009, 1:05 PM EDT
Att: 3,457 - Partly Cloudy - 78 F

AB 39
R 9
H 14
RBI 8
BB 2
SO 5
LOB 9



Batter	1	2	3	4	5	6	7	8	9	AB	R	H	RBI	BB	SO	LOB	BOTTOM												
24 Cameron Maybin, R OBP: 0.485, SLG: 0.552 25 Brett Carroll, R OBP: 0.308, SLG: 0.455										3	1	3	0	0	0	0													
21 John Baker, L OBP: 0.550, SLG: 0.529 70 Brad Davis, R OBP: 0.222, SLG: 0.333										2	0	0	1	1	0	1													
2 Hanley Ramirez, R OBP: 0.385, SLG: 0.600 Robert Andino, R OBP: 0.200, SLG: 0.367										2	1	1	0	0	1	2													
Dallas McPherson, L OBP: 0.241, SLG: 0.321 72 Chris Coghlan, L (7, 4)										3	0	0	0	0	0	2													
18 Wes Helms, R OBP: 0.286, SLG: 0.333										4	0	1	1	0	1	0													
12 Cody Ross, R OBP: 0.333, SLG: 0.250										4	0	0	0	0	1	1													
14 Gaby Sanchez, R OBP: 0.182, SLG: 0.190										2	0	0	0	1	0	0													
73 John Raynor, R OBP: 0.125, SLG: 0.125										3	0	0	0	0	2	1													
83 Manny Mayerson, R OBP: 0.222, SLG: 0.235										3	0	0	0	0	1	0													
Inning Stats	R: 2 E: 0 K: 0 S: 5	H: 2 LOB: 1 BB: 0 P: 9	R: 0 E: 0 K: 0 S: 2	H: 0 LOB: 0 BB: 1 P: 6	R: 0 E: 0 K: 1 S: 4	H: 2 LOB: 1 BB: 0 P: 4	R: 0 E: 0 K: 1 S: 5	H: 0 LOB: 0 BB: 0 P: 5	R: 0 E: 0 K: 2 S: 8	H: 1 LOB: 2 BB: 1 P: 14	R: 0 E: 0 K: 1 S: 5	H: 0 LOB: 0 BB: 0 P: 5	R: 0 E: 0 K: 0 S: 2	H: 0 LOB: 0 BB: 1 P: 6	R: 0 E: 0 K: 0 S: 3	H: 0 LOB: 0 BB: 0 P: 3	1B: 4 2B: 1 3B: 0 HR: 0	SF: 0 SAC: 0 DP: 3 HBP: 1	WP: 0 PB: 0 SB: 1 CS: 0	PA: 33									
PITCHER	IP WLS BF H R ER SO BB IBB HBP BLK WP HR S P ERA WHIP																												
73 Tommy Hanson, R ERA: 3.38 61 James Parr, R ERA: 59 Francisley Bueno, L ERA: 71 Mariano Gomez, L ERA:	4.2 2.1 1.0 1.0	W 20 7 3 3	5 0 0 0	2 0 0 0	1 0 0 0	2 4 0 0	0 0 0 0	0 0 1 0	0 0 0 0	0 0 2 3	15 15 6 3	0.00 0.00 0.00 0.00	1.500 0.000 1.000 0.000																

Atlanta Braves @ Florida Marlins
Roger Dean Stadium, Jupiter, FL
Fri Mar 13 2009, 1:05 PM EDT
Att: 3,457 - Partly Cloudy - 78 F


AB 29
R 2
H 5
RBI 2
BB 3
SO 6
LOB 8



Batter	1	2	3	4	5	6	7	8	9	AB	R	H	RBI	BB	SO	LOB	TOP				
Josh Anderson, L (1, 8) <small>OBP: 0.219, SLG: 0.375</small> 87 Reid Gorecki, R (8, 8) <small>OBP: 0.556, SLG: 0.875</small>	G6-3		B1-3		G4-3			G1-3		4	0	0	0	0	0	0	Atlanta Braves @ St. Louis Cardinals Roger Dean Stadium, Jupiter, FL Sat Mar 14 2009, 1:05 PM EDT Att: 6,851 - Sunny - 77 F				
4 Omar Infante, R (1, 6) <small>OBP: 0.375, SLG: 0.633</small> 75 Brandon Hicks, R (8, 6) <small>OBP: 0.333, SLG: 0.467</small>	P4		K		L8			F9-6 68 2B		4	0	1	0	0	1	0					
2 Kelly Johnson, L (1, 4) <small>OBP: 0.394, SLG: 0.429</small> 68 Brooks Conrad, S (3, 4) <small>OBP: 0.167, SLG: 0.217</small>	F8		G3		K			F9-6 2-2		2	0	0	0	0	0	0					
22 Casey Kotchman, L (1, 3) <small>OBP: 0.391, SLG: 0.545</small> 76 Freddie Freeman, L (4, 3) <small>OBP: 0.290, SLG: 0.490</small>		14 1B 7 1B 1B		G3-1		K		G4-3		2	0	1	0	0	0	0					
7 Jeff Francoeur, R (1, 9) <small>OBP: 0.394, SLG: 0.333</small> 77 Jason Heyward, L (4, 9) <small>OBP: 0.357, SLG: 0.400</small>		14 1B 1-2 1B		23 1B 14 1B 1B		K		L4		2	1	2	0	0	0	0					
23 Matt Diaz, R (1, 7) <small>OBP: 0.407, SLG: 0.654</small> 28 Brandon Jones, L (4, 7) <small>OBP: 0.379, SLG: 0.444</small>		K		14 1B 1-3 1B		G3-1		E4 63 HBP		2	0	1	0	0	1	2					
14 Martin Prado, R (1, 5) <small>OBP: 0.355, SLG: 0.345</small> 63 Dion Hernandez, R (7, 5) <small>OBP: 0.346, SLG: 0.348</small>		1-2 2-3 1B		1-2 3-H 1B				1-2 HBP		3	0	3	1	0	0	0					
8 David Ross, R (1, 2) <small>OBP: 0.167, SLG: 0.389</small> 27 J.C. Boscan, R (7, 2) <small>OBP: 0.571, SLG: 0.650</small>		F3		K		1 SAFE P4 1B		P4		3	0	0	0	0	1	6					
11 Kenshin Kawakami, R (1, 1) <small>OBP: 0.379, SLG: 0.444</small> 56 Blaine Boyer, R (5, 1) <small>OBP: 0.384, SLG: 0.566</small> 34 Eric O'Flaherty, L (7, 1) <small>OBP: 0.379, SLG: 0.444</small> 65 Stephen Marek, L (8, 1)		P4		G6-3				F7		2	0	0	0	0	0	5					
Inning Stats	R: 0 E: 0 K: 0 S: 3	H: 0 LOB: 0 BB: 0 P: 3	R: 0 E: 0 K: 1 S: 8	H: 3 LOB: 3 BB: 0 P: 8	R: 0 E: 0 K: 1 S: 5	H: 0 LOB: 0 BB: 0 P: 5	R: 1 E: 0 K: 1 S: 8	H: 3 LOB: 2 BB: 0 P: 8	R: 0 E: 0 K: 2 S: 7	H: 0 LOB: 0 BB: 0 P: 5	R: 0 E: 0 K: 0 S: 3	H: 1 LOB: 0 BB: 0 P: 3	R: 0 E: 0 K: 0 S: 3	H: 1 LOB: 0 BB: 0 P: 3	R: 0 E: 1 K: 1 S: 6	H: 0 LOB: 2 BB: 0 P: 7		1B: 7 2B: 2 3B: 0 HR: 0	SF: 0 SAC: 0 DP: 1 HBP: 1	WP: 0 PB: 0 SB: 0 CS: 0	PA: 35
PITCHER	IP WLS BF H R ER SO BB IBB HBP BLK WP HR S P ERA WHIP																				
50 Adam Wainwright, R (1, 1) <small>ERA: 3.72</small> 31 Ryan Franklin, R (6, 1) <small>ERA: 1.5</small> 78 Matthew Scherer, R (8, 1) <small>ERA:</small> 52 Josh Kinney, R (9, 1) <small>ERA:</small>	5.0 W 21 6 1 1 4 0 0 0 0 0 0 0 29 29 1.80 1.200	2.0 H 6 1 0 0 2 0 0 0 0 0 0 0 10 10 0.00 0.500	1.0 H 3 1 0 0 0 0 0 0 0 0 0 0 3 3 0.00 1.000	1.0 S 5 0 0 0 1 0 0 0 1 0 0 0 6 7 0.00 0.000																	

Batter	1	2	3	4	5	6	7	8	9	AB	R	H	RBI	BB	SO	LOB	BOTTOM			
55 Skip Schumaker, L (1, 4) <small>OBP: 0.381, SLG: 0.487</small> 13 Brendan Ryan, R (7, PH) <small>OBP: 0.300, SLG: 0.222</small>	G4-3				24 BB 5 1B 1B		SH5-3			3	1	2	0	0	0	0	Atlanta Braves @ St. Louis Cardinals Roger Dean Stadium, Jupiter, FL Sat Mar 14 2009, 1:05 PM EDT Att: 6,851 - Sunny - 77 F			
24 Rick Ankiel, L (1, 10) <small>OBP: 0.422, SLG: 0.447</small> 61 Nick Stavinoha, R (7, PH) <small>OBP: 0.400, SLG: 0.389</small>	1-2 2-3 1B	F8		16 G3 5 1B BB		G6-3		G6-3		2	0	1	0	1	0	3				
5 Albert Pujols, R (1, 3) <small>OBP: 0.512, SLG: 0.448</small> 86 Allen Craig, R (5, PR) <small>OBP: 0.560, SLG: 0.714</small>	P5		P3		16 G3 1-2 2-H 1B		G6-3			3	0	1	1	0	0	1				
16 Chris Duncan, L (1, 7) <small>OBP: 0.381, SLG: 0.568</small> 67 Tyler Greene, R (6, 6) <small>OBP: 0.324, SLG: 0.333</small>	L3		G4-3		G3			K		3	0	0	0	0	0	3				
47 Ryan Ludwick, R (1, 9) <small>OBP: 0.297, SLG: 0.226</small> 83 Matt Paganzzi, R (6, 2) <small>OBP: 0.333, SLG: 0.200</small>		F8		F7		L6		K		3	0	0	0	0	0	3				
3 Khalil Greene, R (1, 6) <small>OBP: 0.400, SLG: 0.563</small> 65 Joe Thurston, L (6, 7) <small>OBP: 0.316, SLG: 0.500</small>		28 1B 21 1B 1B		G6-3		G4-3		P1		2	1	1	0	0	0	0				
28 Colby Rasmus, L (1, 8) <small>OBP: 0.341, SLG: 0.385</small>		55 1B 21 1B 1-2 1B		K		K		K		3	0	1	0	0	2	0				
62 Joe Mather, R (1, 5) <small>OBP: 0.267, SLG: 0.462</small> 23 Brian Barden, R (7, 5) <small>OBP: 0.409, SLG: 0.450</small>		F8		L3		L8				3	0	0	0	0	0	2				
21 Jason LaRue, R (1, 2) <small>OBP: 0.280, SLG: 0.304</small> 88 Jon Jay, L (6, 9) <small>OBP: 0.436, SLG: 0.500</small>		1-2 2-H 1B		F8		61 G6-3 13 SH5-3 1B				2	0	1	1	0	0	0				
Inning Stats	R: 0 E: 0 K: 0 S: 4	H: 1 LOB: 1 BB: 0 P: 4	R: 1 E: 0 K: 0 S: 7	H: 4 LOB: 3 BB: 0 P: 7	R: 0 E: 0 K: 1 S: 5	H: 0 LOB: 0 BB: 0 P: 5	R: 1 E: 0 K: 0 S: 5	H: 2 LOB: 3 BB: 1 P: 9	R: 0 E: 0 K: 1 S: 5	H: 0 LOB: 0 BB: 0 P: 5	R: 0 E: 0 K: 0 S: 4	H: 1 LOB: 1 BB: 0 P: 4	R: 0 E: 0 K: 2 S: 7	H: 0 LOB: 0 BB: 0 P: 7	1B: 8 2B: 0 3B: 0 HR: 0	SF: 0 SAC: 1 DP: 0 HBP: 0		WP: 0 PB: 0 SB: 0 CS: 0	PA: 33	
PITCHER	IP WLS BF H R ER SO BB IBB HBP BLK WP HR S P ERA WHIP																			
11 Kenshin Kawakami, R (1, 1) <small>ERA: 1.86</small> 56 Blaine Boyer, R (5, 1) <small>ERA:</small> 34 Eric O'Flaherty, L (7, 1) <small>ERA: 2.26</small> 65 Stephen Marek, R (8, 1) <small>ERA:</small>	4.2 L 22 7 2 2 1 1 0 0 0 0 0 0 23 27 3.86 1.714	1.1 4 0 0 0 1 0 0 0 0 0 0 0 6 6 0.00 0.000	1.0 4 1 0 0 0 0 0 0 0 0 0 0 4 4 0.00 1.000	1.0 3 0 0 0 2 0 0 0 0 0 0 0 7 7 0.00 0.000																

AB 34
R 1
H 8
RBI 1
BB 0
SO 7
LOB 16

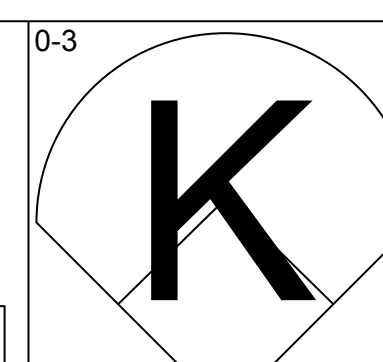
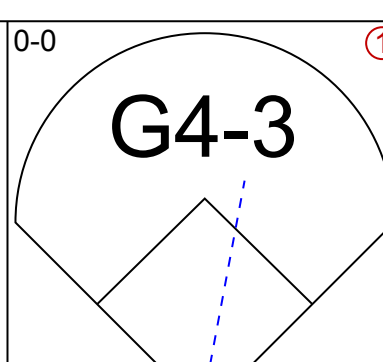
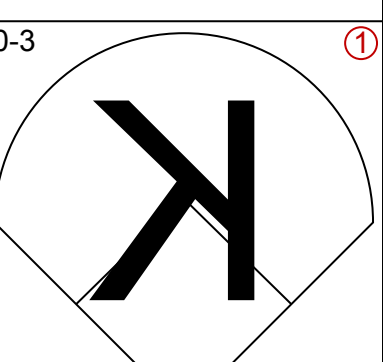
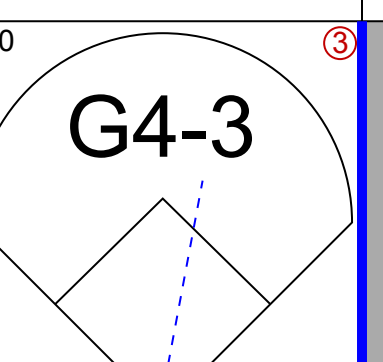
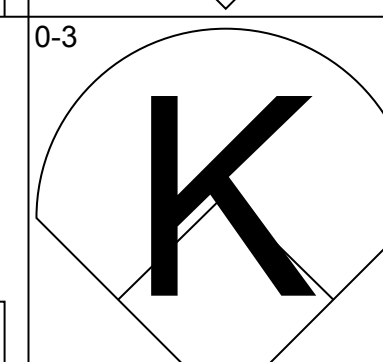
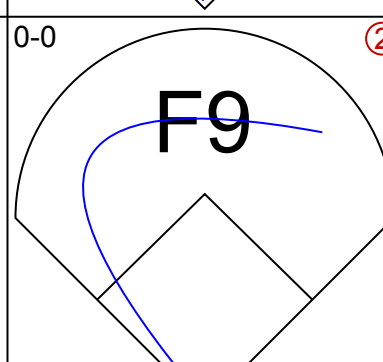
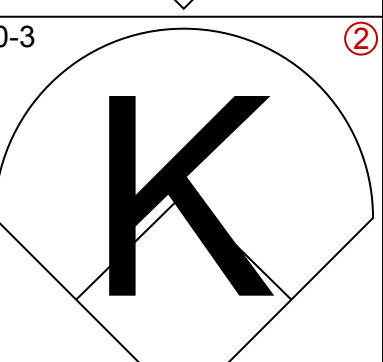
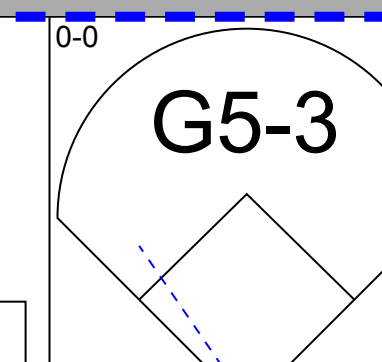
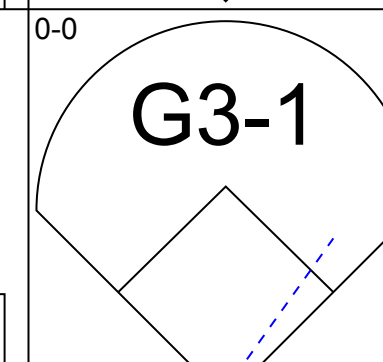
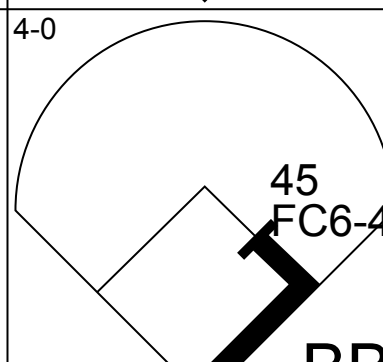
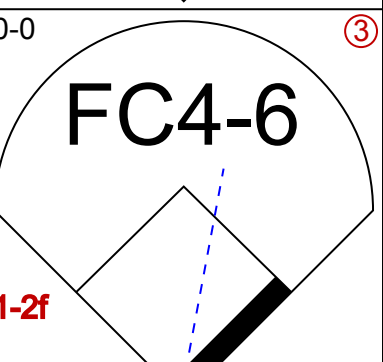
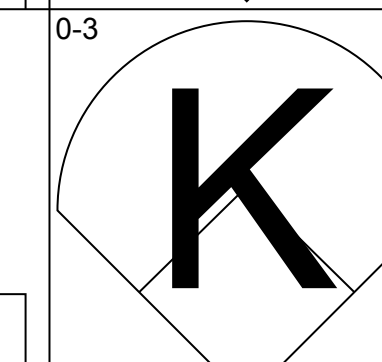
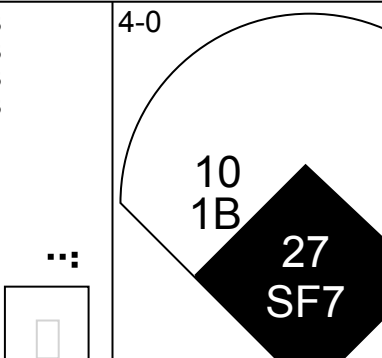
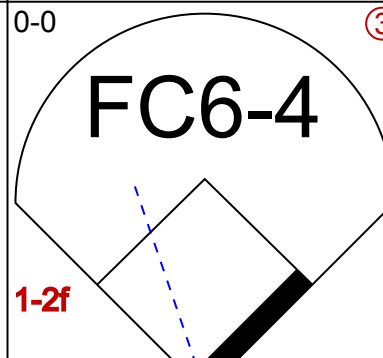
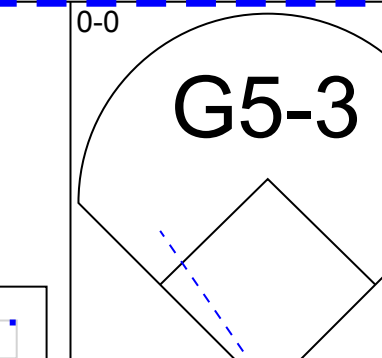
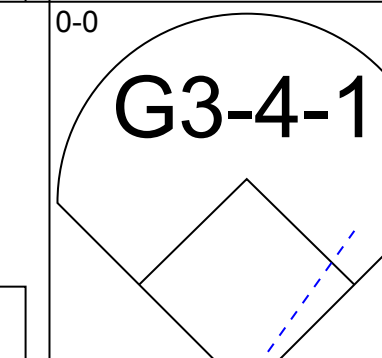
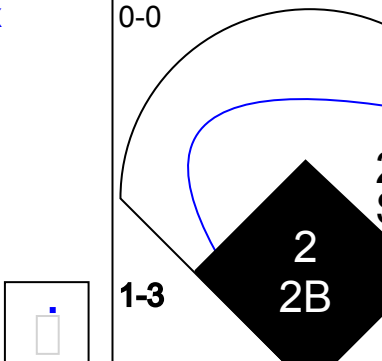
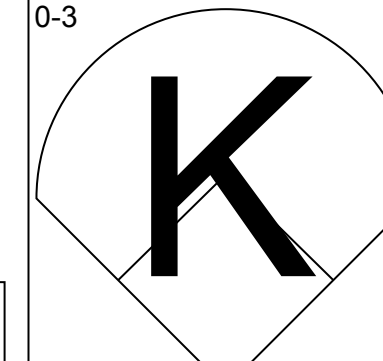
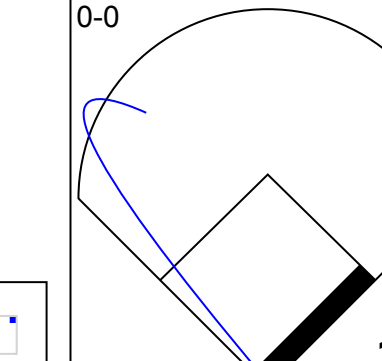
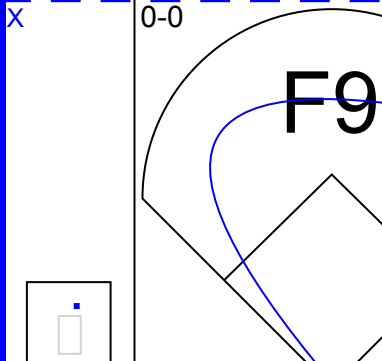
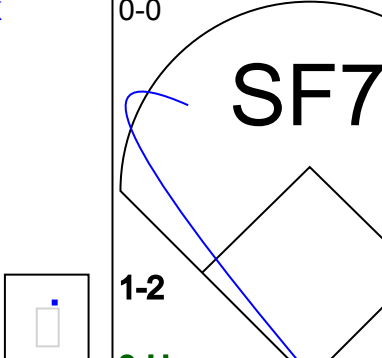
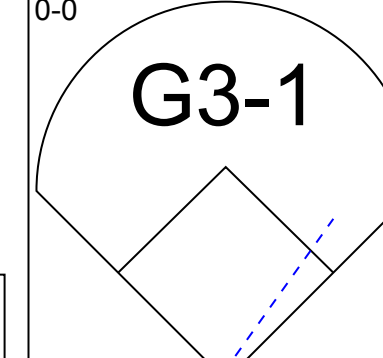
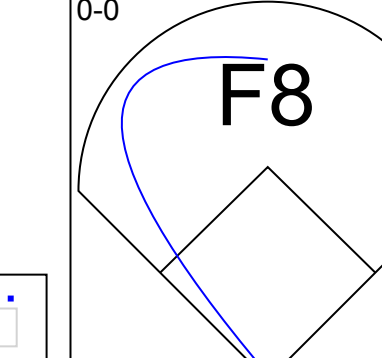
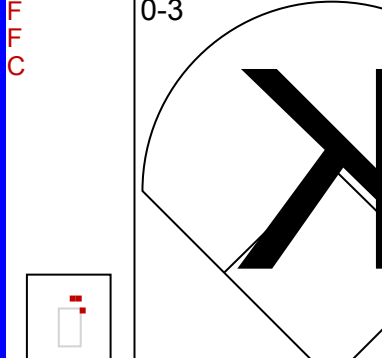
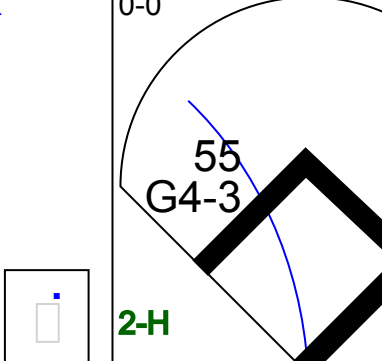
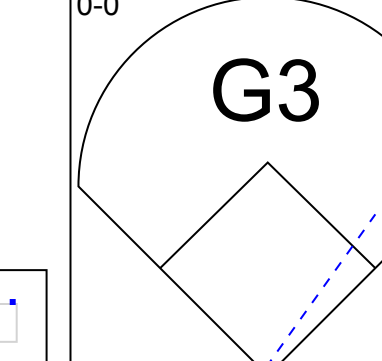
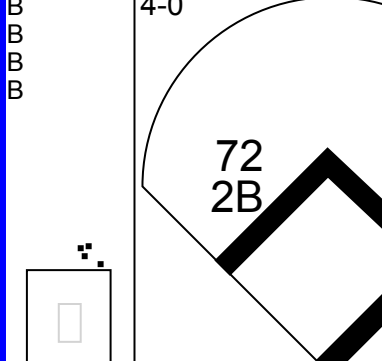
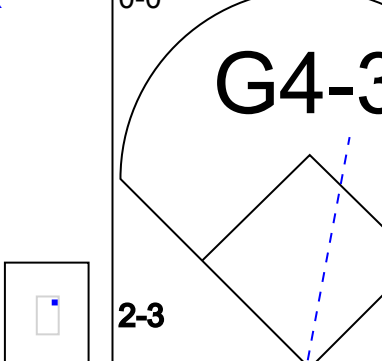
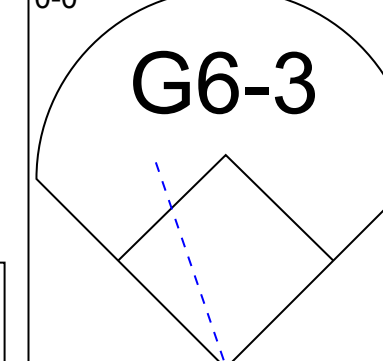
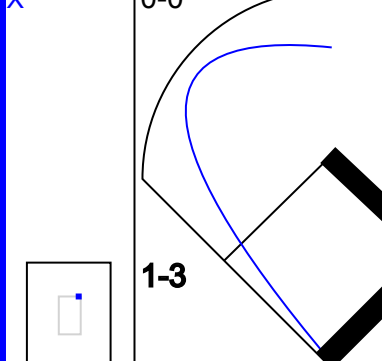
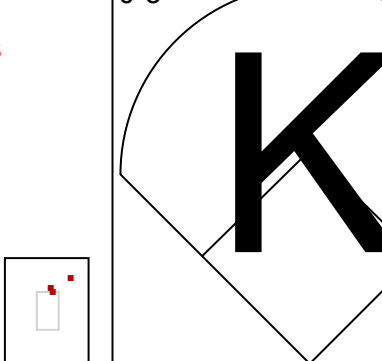

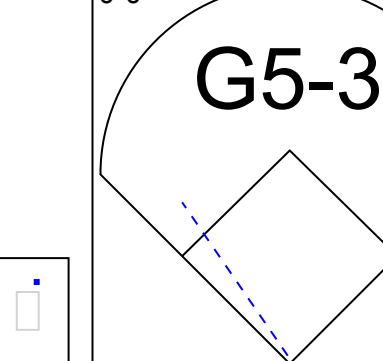
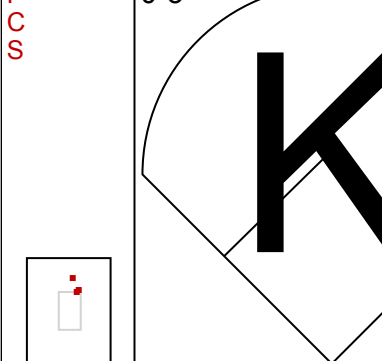
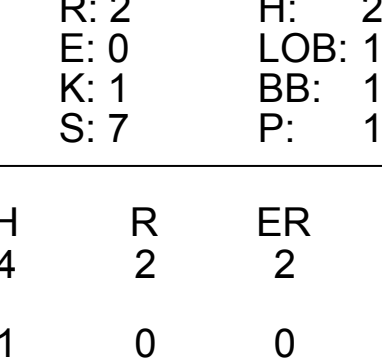
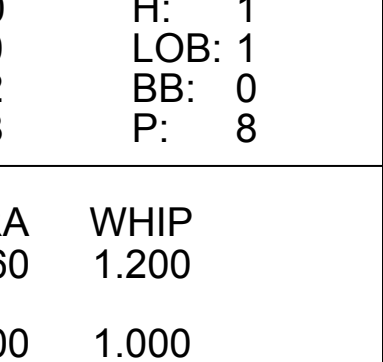
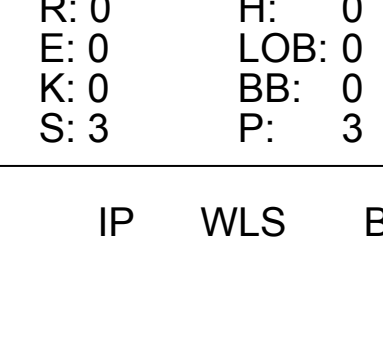
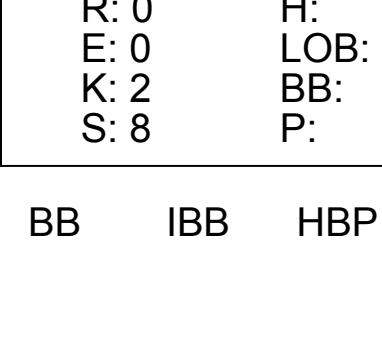


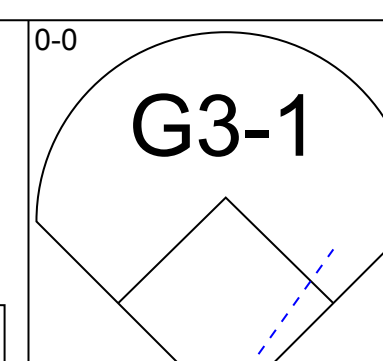
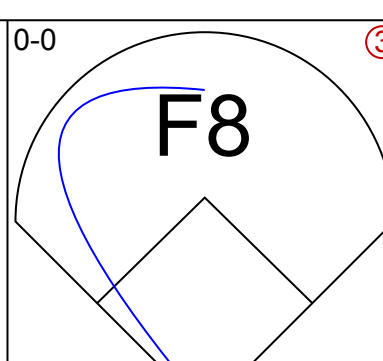
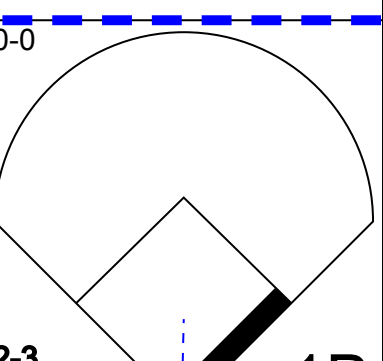
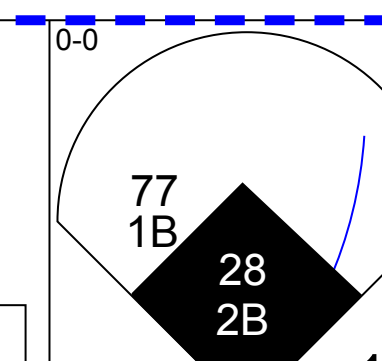
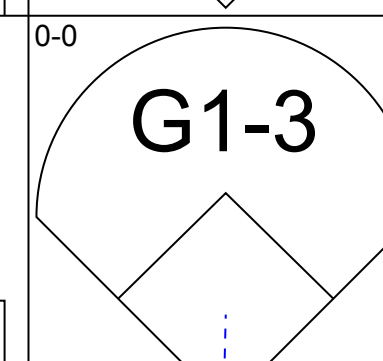
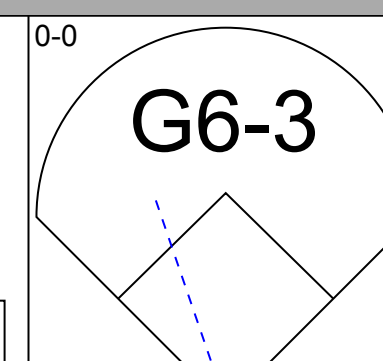
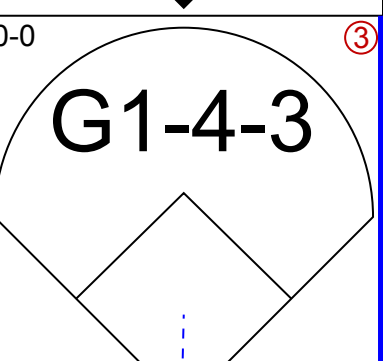
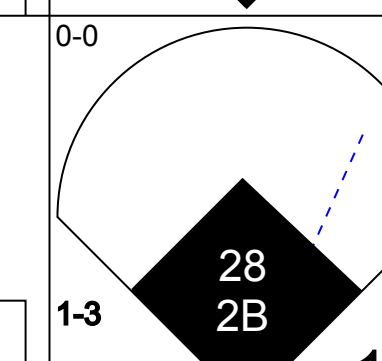
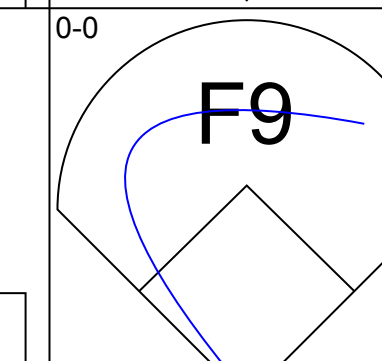

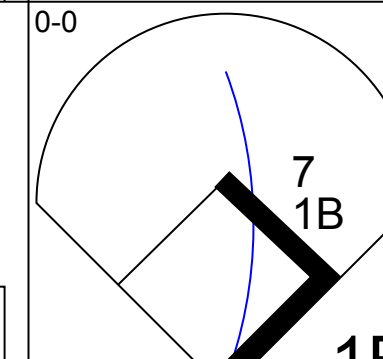
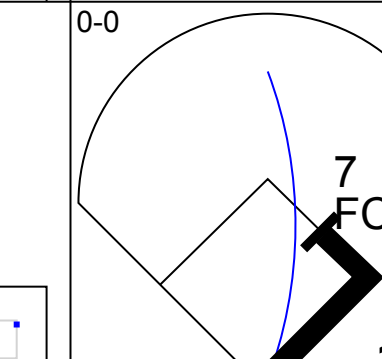
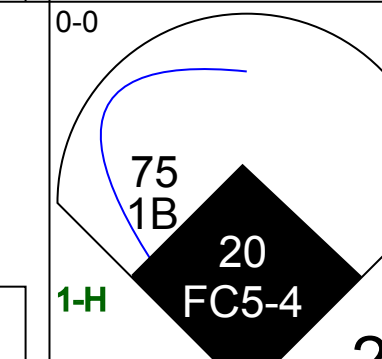
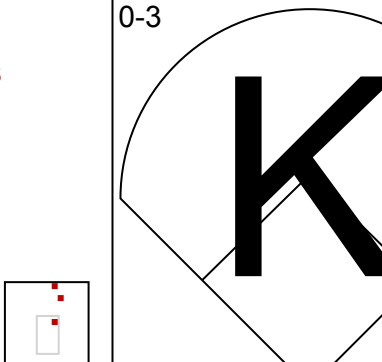
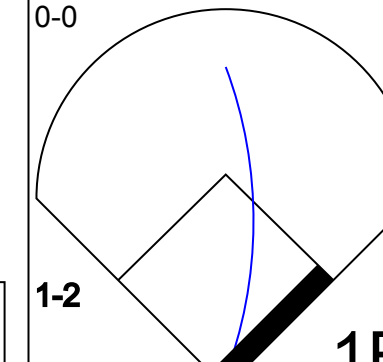
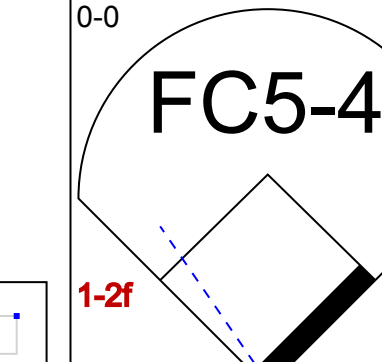
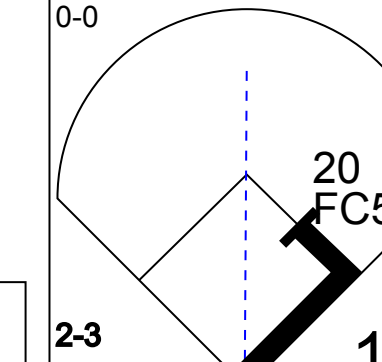
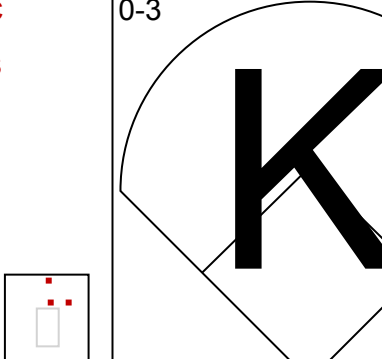
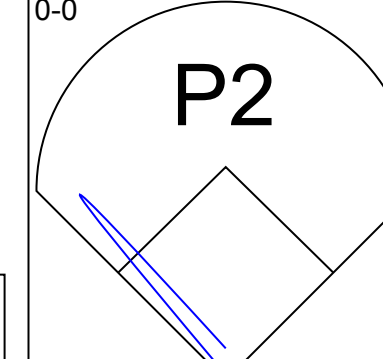
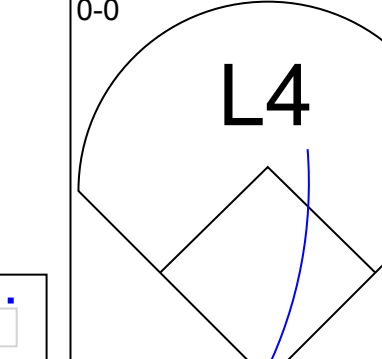
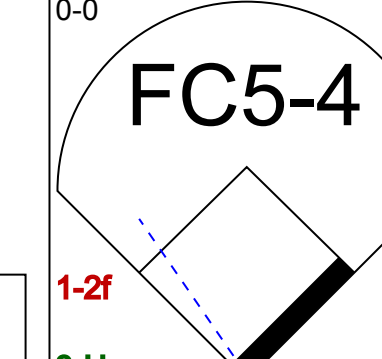



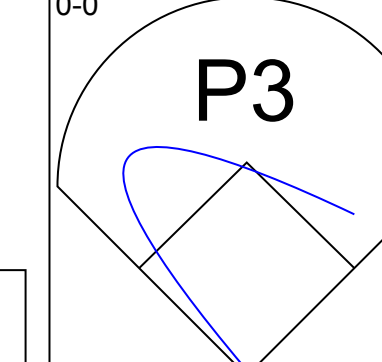
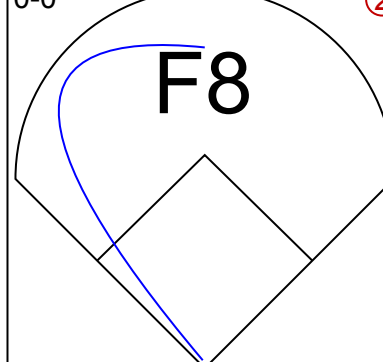
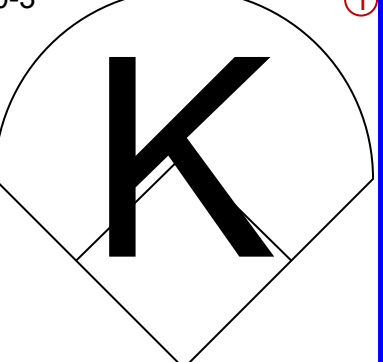
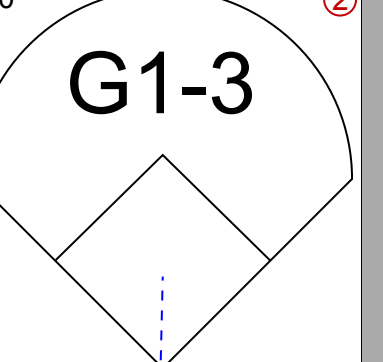

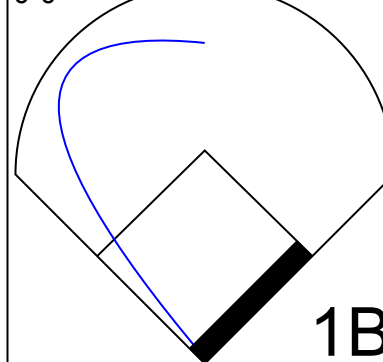
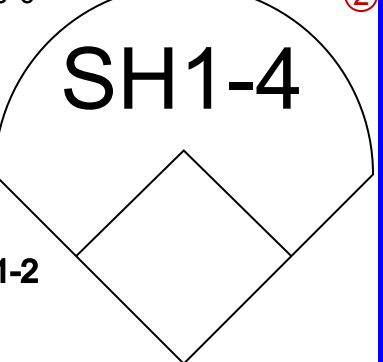
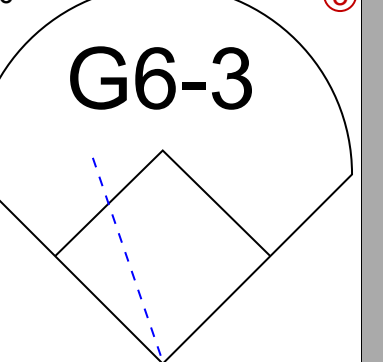
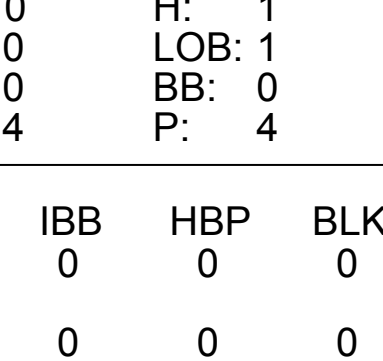
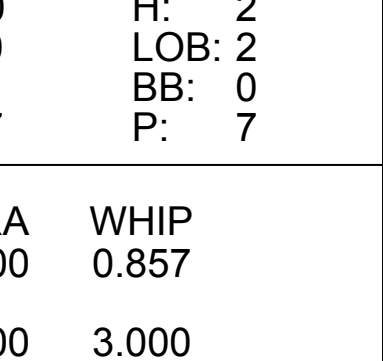
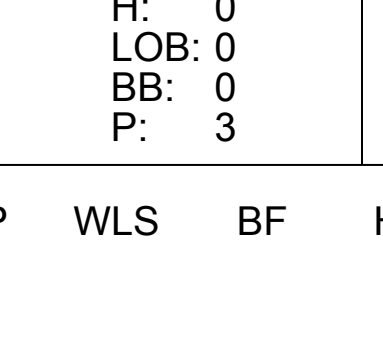
AB 31
R 2
H 8
RBI 2
BB 1
SO 4
LOB 14



livebaseballscores.com


livebaseballscores.com

Batter	1	2	3	4	5	6	7	8	9	AB	R	H	RBI	BB	SO	LOB	TOP											
3 Kazuo Matsui, S (1.4) OBP: 0.059, SLG: 0.088 23 Edwin Maysonet, R (7.4) OBP: 0.273, SLG: 0.300										4	0	0	0	0	2	1	Houston Astros @ Atlanta Braves Champion Stadium, Lake Buena Vista, FL Sun Mar 15 2009, 1:05 PM EDT Att: 8,201 - Partly Cloudy - 81 F											
9 Hunter Pence, R (1.9) OBP: 0.326, SLG: 0.463 20 Brian Bojusevic, L (8.9) OBP: 0.286, SLG: 0.381										4	0	0	0	0	2	1												
17 Lance Berkman, S (1.3) OBP: 0.429, SLG: 0.429 89 Jason Smith, L (7.3) OBP: 0.500, SLG: 0.643										2	0	0	0	1	0													
45 Carlos Lee, R (1.7) OBP: 0.238, SLG: 0.118 65 Chris Johnson, R (6.5) OBP: 0.346, SLG: 0.476										2	1	0	0	1	0													
10 Miguel Tejada, R (1.6) OBP: 0.429, SLG: 0.769 48 Tim Lincecum, L (8.1) OBP: 0.143, SLG: 0.300										3	1	2	0	0	1	0												
27 Geoff Blum, S (1.5) OBP: 0.156, SLG: 0.074 52 Felipe Paulino, R (6.1) OBP: 0.143, SLG: 0.300										2	0	0	1	0	0	1												
21 Michael Bourn, L (6.8) OBP: 0.326, SLG: 0.289										3	0	2	1	0	0	1												
2 Darin Erstad, L (1.8) OBP: 0.310, SLG: 0.321 67 Tommy Manzella, R (8.6) OBP: 0.333, SLG: 0.143										3	0	0	0	0	0	2												
55 Humberto Quintero, R (1.2) OBP: 0.182, SLG: 0.364 72 Lou Santangelo, R (6.2) OBP: 0.375, SLG: 0.333 31 David Newhan, L (9. PR) OBP: 0.231, SLG: 0.130										1	0	1	0	0	0	0												
56 Jose Capellan, R (1.1) OBP: 0.500, SLG: 0.500 53 Wesley Wright, R (5.1) Reggie Abercrombie, R (6.7) OBP: 0.435, SLG: 0.636										2	0	1	0	0	1	1												
Inning Stats	R: 0 E: 0 K: 2 S: 7	H: 0 LOB: 0 BB: 0 P: 7	R: 2 E: 0 K: 1 S: 7	H: 2 LOB: 1 BB: 1 P: 11	R: 0 E: 0 K: 0 S: 3	H: 0 LOB: 1 BB: 1 P: 7	R: 0 E: 0 K: 1 S: 6	H: 1 LOB: 1 BB: 0 P: 6	R: 0 E: 0 K: 2 S: 8	H: 1 LOB: 1 BB: 0 P: 8	R: 0 E: 0 K: 0 S: 4	H: 0 LOB: 0 BB: 0 P: 4	R: 0 E: 0 K: 0 S: 3	H: 0 LOB: 0 BB: 0 P: 3	R: 0 E: 0 K: 1 S: 5	H: 1 LOB: 2 BB: 1 P: 5		1B: 4 2B: 2 3B: 0 HR: 0	SF: 1 SAC: 0 DP: 0 HBP: 0	WP: 0 PB: 0 SB: 0 CS: 0	PA: 36							
PITCHER	IP	WLS	BF	H	R	ER	SO	BB	IBB	HBP	BLK	WP	HR	S	P	ERA		WHIP										
32 Derek Lowe, R (1.1) ERA: 2.45	5.0		21	4	2	2	6	2	0	0	0	0	0	31	39	3.60		1.200										
Rafael Soriano, R (6.1) ERA: 11.81	1.0	4	1	0	0	0	0	0	0	0	0	0	0	4	4	0.00		1.000										
30 Jeff Bennett, R (7.1) ERA: 11.81	1.0	3	0	0	0	0	0	0	0	0	0	0	0	3	3	0.00		0.000										
58 Peter Moylan, R (8.1) ERA: 3.0	1.0	W	3	0	0	0	1	0	0	0	0	0	0	5	5	0.00		0.000										
36 Boone Logan, L (9.1) ERA: 2.25	1.0	S	5	1	0	0	2	1	0	0	0	0	0	8	12	0.00	2.000											

Batter	1	2	3	4	5	6	7	8	9	AB	R	H	RBI	BB	SO	LOB	BOTTOM											
64 Jordan Schafer, L (1.8) OBP: 0.407, SLG: 0.654										4	1	2	0	0	0	1	Houston Astros @ Atlanta Braves Champion Stadium, Lake Buena Vista, FL Sun Mar 15 2009, 1:05 PM EDT Att: 8,201 - Partly Cloudy - 81 F											
19 Yunel Escobar, R (1.6) OBP: 0.412, SLG: 0.333 Rafael Soriano, R (6.1) OBP: 0.379, SLG: 0.423										3	0	0	0	0	0	2												
77 Jason Heyward, L (7.9) OBP: 0.379, SLG: 0.423										1	1	1	0	0	0	0												
2 Kelly Johnson, L (1.4) OBP: 0.361, SLG: 0.387 68 Brooks Conrad, S (7.4) OBP: 0.160, SLG: 0.208										3	0	0	0	0	0	0												
23 Matt Diaz, R (1.7) OBP: 0.433, SLG: 0.655 28 Brandon Jones, L (7.7) OBP: 0.400, SLG: 0.500										3	0	2	0	0	1	0												
7 Jeff Francoeur, R (1.9) OBP: 0.389, SLG: 0.333 30 Jeff Bennett, R (7.1) OBP: 0.368, SLG: 0.500										0	0	0	0	0	0	0												
76 Freddie Freeman, L (1.3) OBP: 0.295, SLG: 0.370 20 Greg Norton, S (6.3) OBP: 0.333, SLG: 0.500										1	0	1	0	0	0	0												
14 Martin Prado, R (1.5) OBP: 0.353, SLG: 0.344 58 Peter Moylan, R (8.1) OBP: 0.500, SLG: 0.778 87 Reid Gorecki, R (8. PH) OBP: 0.500, SLG: 0.778 36 Boone Logan, R (9.1) OBP: 0.435, SLG: 0.636										3	0	1	0	0	0	0												
8 David Ross, R (1.2) OBP: 0.150, SLG: 0.350 69 Alvin Colina, R (6.2) OBP: 0.143, SLG: 0.286										2	0	0	0	0	1	1												
32 Derek Lowe, R (1.1) OBP: 0.333, SLG: 0.333 63 Diory Hernandez, R (6.6) OBP: 0.333, SLG: 0.333										1	0	1	0	0	0	0												
Inning Stats	R: 0 E: 0 K: 0 S: 3	H: 0 LOB: 0 BB: 0 P: 3	R: 0 E: 0 K: 3 S: 9	H: 0 LOB: 0 BB: 0 P: 9	R: 0 E: 0 K: 0 S: 4	H: 1 LOB: 1 BB: 0 P: 4	R: 0 E: 0 K: 0 S: 5	H: 2 LOB: 2 BB: 0 P: 5	R: 0 E: 0 K: 1 S: 7	H: 2 LOB: 2 BB: 0 P: 7	R: 0 E: 0 K: 0 S: 4	H: 1 LOB: 1 BB: 0 P: 4	R: 0 E: 0 K: 0 S: 3	H: 0 LOB: 0 BB: 0 P: 3	R: 3 E: 0 K: 0 S: 7	H: 4 LOB: 1 BB: 0 P: 7		1B: 9 2B: 1 3B: 0 HR: 0	SF: 0 SAC: 1 DP: 0 HBP: 0	WP: 0 PB: 0 SB: 0 CS: 0	PA: 34							
PITCHER	IP	WLS	BF	H	R	ER	SO	BB	IBB	HBP	BLK	WP	HR	S	P	ERA		WHIP										
56 Jose Capellan, R (1.1) ERA: 12.6	0.1	H	2	1	0	0	0	0	0	0	0	0	0	2	2	0.00		3.000										
52 Felipe Paulino, R (6.1) ERA: 12.6	1.0	H	4	1	0	0	0	0	0	0	0	0	0	4	4	0.00		1.000										
36 Danny Graves, R (7.1) ERA: 3.0	1.0	H	3	0	0	0	0	0	0	0	0	0	0	3	3	0.00		0.000										
48 Tim Byrdak, L (8.1) ERA: 6.14	1.0	L	7	4	3	3	0	0	0	0	0	0	0	7	7	27.00		4.000										


Batter	1	2	3	4	5	6	7	8	9	AB	R	H	RBI	BB	SO	LOB	TOP				
9 Marlon Anderson, L OBP: 0.320, SLG: 0.400 10 Andy Green, R OBP: 0.378, SLG: 0.342										3	0	0	0	0	0	1	New York Mets @ Atlanta Braves Champion Stadium, Lake Buena Vista, FL Tue Mar 17 2009, 1:05 PM EDT Att: 8,481 - Cloudy - 77 F				
99 Jose Valentin, S OBP: 0.243, SLG: 0.343 43 Brian Stokes, R										4	0	0	0	0	0	1					
28 Daniel Murphy, L OBP: 0.451, SLG: 0.533										4	0	3	0	0	0	0					
6 Nick Evans, R OBP: 0.367, SLG: 0.545										4	0	0	0	0	2	3					
19 Ryan Church, L OBP: 0.372, SLG: 0.500 18 Jeremy Reed, L OBP: 0.439, SLG: 0.556										3	1	1	1	0	1	1					
62 Bobby Kielty, S OBP: 0.351, SLG: 0.500										4	0	1	0	0	1	0					
4 Robinson Cancel, R 76 Omir Santos, R										2	0	0	0	0	2	0					
86 Rubén Tejada, R OBP: 0.357, SLG: 0.429										3	0	1	0	0	0	0					
49 Jonathon Niese, L 78 Josh Thole, L 39 Bobby Farnell, R 36 Darren O'Day, R 47 Casey Fossum, L 90 Ramon Martinez, R										1	0	0	0	0	0	0					
Inning Stats	R: 0 E: 0 K: 0 S: 4	H: 1 LOB: 1 BB: 0 P: 4	R: 0 E: 0 K: 3 S: 9	H: 0 LOB: 0 BB: 0 P: 9	R: 0 E: 1 K: 0 S: 4	H: 0 LOB: 1 BB: 0 P: 4	R: 0 E: 0 K: 1 S: 5	H: 1 LOB: 0 BB: 0 P: 6	R: 0 E: 0 K: 1 S: 6	H: 1 LOB: 1 BB: 0 P: 6	R: 1 E: 0 K: 0 S: 6	H: 1 LOB: 1 BB: 0 P: 7	R: 0 E: 0 K: 0 S: 3	H: 0 LOB: 0 BB: 0 P: 3	R: 0 E: 0 K: 0 S: 5	H: 2 LOB: 2 BB: 0 P: 5		1B: 5 2B: 1 3B: 0 HR: 1	SF: 0 SAC: 0 DP: 0 HBP: 0	WP: 0 PB: 0 SB: 0 CS: 0	PA: 34
PITCHER	IP WLS BF H R ER SO BB IBB HBP BLK WP HR S P ERA WHIP																				
49 Jair Jurrjens, R ERA: 2.87 46 Manny Acosta, R ERA: 2.08 51 Michael Gonzalez, L ERA: 4.91 38 Buddy Carlyle, R ERA:	6.0 1.0 1.0 1.0	W H L -	22 4 3 5	H R ER SO	4 1 0 0	0 1 0 0	6 1 0 0	BB IBB HBP BLK	0 0 0 0	0 0 0 0	0 0 0 0	0 1 3 5	HR S P	0 6 3 5	ERA WHIP	0.00 0.667 9.00 1.000 0.000 2.000					


AB	34
R	1
H	7
RBI	1
BB	0
SO	6
LOB	9




Batter	1	2	3	4	5	6	7	8	9	AB	R	H	RBI	BB	SO	LOB	BOTTOM					
19 Yunel Escobar, R OBP: 0.405, SLG: 0.310 75 Brandon Hicks, R OBP: 0.400, SLG: 0.529										2	0	0	0	1	0	0	New York Mets @ Atlanta Braves Champion Stadium, Lake Buena Vista, FL Tue Mar 17 2009, 1:05 PM EDT Att: 8,481 - Cloudy - 77 F					
2 Kelly Johnson, L OBP: 0.333, SLG: 0.353 14 Martin Prado, R OBP: 0.371, SLG: 0.364										3	0	0	0	0	1	2						
23 Matt Diaz, R OBP: 0.424, SLG: 0.613 28 Brandon Jones, L OBP: 0.387, SLG: 0.483										2	0	0	0	1	0	0						
22 Casey Kotchman, L OBP: 0.346, SLG: 0.480 76 Freddie Freeman, L OBP: 0.250, SLG: 0.357										3	0	0	0	0	1	1						
7 Jeff Francoeur, R OBP: 0.385, SLG: 0.333 77 Jason Heyward, L OBP: 0.367, SLG: 0.407										3	1	1	0	0	0	0						
4 Omar Infante, R OBP: 0.371, SLG: 0.606 63 Diory Hernandez, R OBP: 0.321, SLG: 0.320										3	1	1	0	0	0	1						
8 David Ross, R OBP: 0.330, SLG: 0.304 27 J.C. Boscan, R OBP: 0.571, SLG: 0.600										3	0	0	0	0	0	2						
Josh Anderson, L OBP: 0.257, SLG: 0.486										3	2	2	2	0	1	0						
49 Jair Jurrjens, R ERA: 6.75 39 Bobby Farnell, R ERA: 4.05 36 Darren O'Day, R ERA: 3.24 47 Casey Fossum, L ERA: 5.4 43 Brian Stokes, R ERA: 5.14	4.0 1.0 1.1 0.2 1.0	W L L -	17 3 5 5 3	H R ER SO	2 0 1 2	2 0 1 2	3 0 0 1	BB IBB HBP BLK	3 0 0 0	0 0 0 0	0 0 0 0	0 5 5 4 5	HR S P	1 5 5 8 5	ERA WHIP	4.50 1.250 0.000 0.000 6.750 0.750 27.000 6.000 0.000 0.000						
PITCHER	IP WLS BF H R ER SO BB IBB HBP BLK WP HR S P ERA WHIP																					

AB	29
R	5
H	6
RBI	5
BB	4
SO	5
LOB	8



Batter	1	2	3	4	5	6	7	8	9	AB	R	H	RBI	BB	SO	LOB	TOP										
15 Brandon Inge, R OBP: 0.400, SLG: 0.559 39 Ramon Santiago, S OBP: 0.400, SLG: 0.444	1-1 HR		0-2 K		0-0 G3		4-0 BB	0-0 F9		3	1	1	1	1	1	2	<p>Detroit Tigers @ Atlanta Braves Champion Stadium, Lake Buena Vista, FL Thu Mar 19 2009, 7:05 PM EDT Att: 9,721 - Partly Cloudy - 73 F</p> <p>AB 33 R 2 H 8 RBI 2 BB 3 SO 9 LOB 19</p> 										
14 Placido Polanco, R OBP: 0.318, SLG: 0.316 66 Will Rhymes, L OBP: 0.250, SLG: 0.563	0-3 K2-3		0-0 G6-3		1-2 HBP		0-3 K	0-0 G3		2	0	0	0	0	1	0											
77 Timo Perez, L OBP: 0.385, SLG: 0.667 74 Ryan Perry, R Andy Dirks, L (7, FH)	0-0 P6			4-0 BB	0-0 G4-3		0-3 K			2	0	0	0	1	0	3											
59 Juan Rincon, R 50 Clay Rapada, R	0-0 F7			0-3 K		0-3 K	0-1 P5			3	0	0	0	0	2	1											
19 Jeff Larish, L OBP: 0.356, SLG: 0.474 62 Don Kelly, L OBP: 0.250, SLG: 0.389				0-3 K		0-0 K				3	1	2	0	0	1	1											
12 Gerald Laird, R OBP: 0.407, SLG: 0.640 61 Dane Sardinha, R OBP: 0.400, SLG: 0.400		0-0 25 4 1B G5-3 1B		0-3 K		0-0 27 1B 25 SF7 1B		0-0 G4-3		3	1	2	0	0	1	1											
27 Brent Cleven, R OBP: 0.349, SLG: 0.378 54 Kyle Peter, L OBP: 1.000, SLG: 1.000		0-3 K		0-0 G6-3		0-0 1B		0-0 25 FC6-4 1B		3	0	1	0	0	1	2											
25 Ryan Raburn, R OBP: 0.292, SLG: 0.290		0-0 G5-3			0-0 G6-3		0-0 SF7	0-0 FC6-4		3	0	0	1	0	0	2											
4 Adam Everett, R OBP: 0.237, SLG: 0.351 72 Scott Sizemore, R OBP: 0.200, SLG: 0.690		0-0 1B			0-0 G3		0-0 F9	0-0 P4		3	0	2	0	0	0	1											
38 Jeremy Bonderman, R (1, 1) 34 Clete Thomas, L OBP: 0.240, SLG: 0.238 21 Dontrelle Willis, L (3, 1) 60 Wilkin Ramirez, R OBP: 0.381, SLG: 0.550 (5, 7)			0-3 K		4-0 15 G3 BB		0-0 15 BB 1B		0-0 L9	0	0	0	0	0	0	0											
Inning Stats	R: 1 E: 0 K: 1 S: 7	H: 1 LOB: 0 BB: 0 P: 8	R: 0 E: 0 K: 1 S: 6	H: 2 LOB: 2 BB: 0 P: 6	R: 0 E: 0 K: 2 S: 7	H: 0 LOB: 0 BB: 0 P: 7	R: 0 E: 0 K: 2 S: 7	H: 0 LOB: 1 BB: 1 P: 11	R: 0 E: 0 K: 0 S: 4	H: 1 LOB: 3 BB: 1 P: 9	R: 1 E: 0 K: 1 S: 7	H: 2 LOB: 1 BB: 0 P: 7	R: 0 E: 0 K: 2 S: 9	H: 1 LOB: 2 BB: 1 P: 13	R: 0 E: 0 K: 0 S: 4	H: 1 LOB: 0 BB: 0 P: 4	R: 0 E: 0 K: 0 S: 3	H: 0 LOB: 0 BB: 0 P: 3	1B: 6 2B: 1 3B: 0 HR: 1	SF: 1 SAC: 0 DP: 0 HBP: 1	WP: 0 PA: 38 PB: 0 SB: 1 CS: 0						
PITCHER	IP	WLS	BF	H	R	ER	SO	BB	IBB	HBP	BLK	WP	HR	S	P	ERA	WHIP										
33 Javier Vazquez, R ERA: 1.93	4.2	W	19	4	1	1	6	2	0	0	0	0	1	30	39	1.93	1.286										
30 Jeff Bennett, R ERA: 10.8	1.1	H	7	2	1	1	1	0	0	1	0	0	0	8	9	6.75	1.500										
Rafael Soriano, R ERA: 10.8	1.0	H	5	1	0	0	2	1	0	0	0	0	0	9	13	0.00	2.000										
36 Boone Logan, L ERA: 1.8	1.0	H	4	1	0	0	0	0	0	0	0	0	0	4	4	0.00	1.000										
Jerome Gamble, R ERA: 1.8	1.0	S	3	0	0	0	0	0	0	0	0	0	0	3	3	0.00	0.000										

Batter	1	2	3	4	5	6	7	8	9	AB	R	H	RBI	BB	SO	LOB	BOTTOM										
64 Jordan Schafer, L OBP: 0.417, SLG: 0.588 87 Reid Gorecki, R OBP: 0.455, SLG: 0.700	0-0 G1-3	0-0 G3-1		0-0 G4-6-3		4-0 4 S BB		0-0 P3		3	0	0	0	1	0	3	<p>Detroit Tigers @ Atlanta Braves Champion Stadium, Lake Buena Vista, FL Thu Mar 19 2009, 7:05 PM EDT Att: 9,721 - Partly Cloudy - 73 F</p> <p>AB 35 R 5 H 13 RBI 5 BB 5 SO 6 LOB 23</p> 										
4 Omar Infante, R OBP: 0.386, SLG: 0.641 Rafael Soriano, R	0-0 G4-3		0-0 P4	0-0 3B		1-0 G6-3		0-0 68 2B 1B		4	0	2	0	0	0	1											
36 Boone Logan, R	0-0 G4-3		0-0 G4-3	0-0 L1-3		0-0 F7		0-0 2B		3	0	0	0	0	2	2											
14 Martin Prado, R OBP: 0.400, SLG: 0.500 Jerome Gamble, R	0-0 2B					0-0 F9		0-0 G1-6-3		2	2	2	0	1	0	0											
2 Kelly Johnson, L OBP: 0.333, SLG: 0.375 68 Brooks Conrad, S OBP: 0.185, SLG: 0.269	0-0 G4-3		0-0 G4-3	0-0 L1-3		0-0 F7		0-0 2B		3	0	0	0	0	2	2											
20 Greg Norton, S OBP: 0.433, SLG: 0.542 76 Freddie Freeman, L OBP: 0.296, SLG: 0.333	4-0 BB		0-0 7 2B 19 2B 1B		0-0 7 2B 23 FC6-5 1B		0-0 F9		0-0 G1-6-3	2	2	2	0	1	0	3											
7 Jeff Francoeur, R OBP: 0.405, SLG: 0.371 77 Jason Heyward, L OBP: 0.382, SLG: 0.452	0-0 F8		4-0 19 2B 23 1B BB		0-0 23 FC6-5 2B		0-0 27 1B 1B		0-3 K	2	1	1	0	1	0	2											
19 Yunel Escobar, R OBP: 0.394, SLG: 0.306 63 Diory Hernandez, R OBP: 0.310, SLG: 0.308		0-0 G6-3		1-3 2H 23 1B 2B		0-3 K				3	1	1	1	0	1	2											
23 Matt Diaz, R OBP: 0.432, SLG: 0.690 28 Brandon Jones, L OBP: 0.417, SLG: 0.500		0-0 33 SH1-4 1B		0-0 L8		0-0 FC6-5 8 1B				3	1	2	3	0	0	1											
8 David Ross, R OBP: 0.192, SLG: 0.320 27 J.C. Boscan, R OBP: 0.455, SLG: 0.444		4-0 33 SH1-4 BB		0-0 L8		0-0 SAFE 1B		0-0 1B		2	0	1	1	1	0	1											
33 Javier Vazquez, R 30 Jeff Bennett, R 75 Brandon Hicks, R OBP: 0.364, SLG: 0.474		0-0 SH1-4		4-0 64 G4-6-3 BB		0-3 K		0-3 K		0	0	0	0	1	0	0											
Inning Stats	R: 0 E: 0 K: 0 S: 4	H: 1 LOB: 2 BB: 1 P: 8	R: 0 E: 0 K: 0 S: 4	H: 1 LOB: 2 BB: 1 P: 8	R: 3 E: 0 K: 0 S: 6	H: 3 LOB: 1 BB: 1 P: 10	R: 0 E: 0 K: 0 S: 3	H: 1 LOB: 1 BB: 1 P: 7	R: 2 E: 1 K: 2 S: 10	H: 3 LOB: 1 BB: 0 P: 10	R: 0 E: 0 K: 0 S: 3	H: 0 LOB: 1 BB: 1 P: 8	R: 0 E: 0 K: 3 S: 11	H: 2 LOB: 2 BB: 0 P: 11	R: 0 E: 0 K: 1 S: 7	H: 2 LOB: 2 BB: 0 P: 7	1B: 8 2B: 4 3B: 1 HR: 0	SF: 0 SAC: 1 DP: 1 HBP: 0	WP: 1 PA: 41 PB: 0 SB: 1 CS: 0								
PITCHER	IP	WLS	BF	H	R	ER	SO	BB	IBB	HBP	BLK	WP	HR	S	P	ERA	WHIP										
38 Jeremy Bonderman, R ERA: 12.46	2.0		16	7	5	4	1	2	0	0	0	0	0	16	24	13.50	3.375										
74 Ryan Perry, R ERA: 1.1	1.1	5	0	0	0	0	1	1	0	0	0	0	0	6	11	0.00	0.750										
59 Juan Rincon, R ERA: 1.0	1.0	5	2	0	0	3	0	0	0	0	0	0	0	11	11	0.00	2.000										
50 Clay Rapada, L ERA: 1.0	1.0	5	2	0	0	1	0	0	0	0	0	0	0	7	7	0.00	2.000										

Batter	1	2	3	4	5	6	7	8	9	10	AB	R	H	RBI	BB	SO	LOB	TOP				
1 Emilio Bonifacio, S OBP: 0.327, SLG: 0.423	F9		G4-6-3 1B		K2-3		G6-3		E6 73 SH5-4 49 1B	SH5-4 59 25 1B	6	2	2	0	0	1	1	Florida Marlins @ Atlanta Braves Champion Stadium, Lake Buena Vista, FL Fri Mar 20 2009, 1:05 PM EDT Att: 6,667 - Partly Cloudy - 80 F				
21 John Baker, L OBP: 0.433, SLG: 0.407	F8		G4-6-3		G4-3				SH5-4 73 49 1B	SH5-4	4	0	1	0	0	0	1					
59 Brett Hayes, R OBP: 0.471, SLG: 0.529	F8		G4-6-3		G4-3				SH5-4 73 49 1B	SH5-4	1	1	1	0	0	0	0					
27 Jeremy Hermida, L OBP: 0.442, SLG: 0.657			G6-3		G4-3				SH5-4	SF8	4	1	1	0	0	0	1					
46 Juan Carlos Oviedo, R OBP: 0.271, SLG: 0.419			G6-3		G4-3				SH5-4	SF8	0	0	0	0	0	0	0					
60 Carlos Martinez, R OBP: 0.186, SLG: 0.267			G6-3		G4-3				SH5-4	SF8	0	0	0	0	0	0	0					
3 Jorge Cantu, R OBP: 0.307, SLG: 0.250			G6-3		G4-3				SH5-4	SF8	0	0	0	0	0	0	0					
35 Burke Badenhop, R OBP: 0.318, SLG: 0.471			G6-3		G4-3				SH5-4	SF8	0	0	0	0	0	0	0					
20 Logan Kensing, R OBP: 0.278, SLG: 0.284			G6-3		G4-3				SH5-4	SF8	0	0	0	0	0	0	0					
58 Mike Rabelo, S OBP: 0.278, SLG: 0.284			G6-3		G4-3				SH5-4	SF8	0	0	0	0	0	0	0					
45 Frankie De La Cruz, R OBP: 0.278, SLG: 0.284			G6-3		G4-3				SH5-4	SF8	0	0	0	0	0	0	0					
12 Cody Ross, R OBP: 0.480, SLG: 0.524			G6-3		G4-3				SH5-4	SF8	2	1	1	0	1	0	0					
25 Brett Carroll, R OBP: 0.480, SLG: 0.524			G6-3		G4-3				SH5-4	SF8	3	0	2	1	0	1	1					
72 Chris Coghlan, L OBP: 0.250, SLG: 0.250			G6-3		G4-3				SH5-4	SF8	5	0	1	0	1	0	6					
50 Andy González, R OBP: 0.375, SLG: 0.571			G6-3		G4-3				SH5-4	SF8	4	1	1	0	0	1	4					
7 Alejandro De Aza, L OBP: 0.273, SLG: 0.345			G6-3		G4-3				SH5-4	SF8	4	0	1	2	1	0	5					
23 Andrew Miller, L OBP: 0.364, SLG: 0.355			G6-3		G4-3				SH5-4	SF8	2	0	0	0	0	1	1					
18 Wes Helms, R OBP: 0.364, SLG: 0.355			G6-3		G4-3				SH5-4	SF8	3	1	2	0	0	0	3					
Inning Stats	R: 2 E: 0 K: 0 S: 6	H: 3 LOB: 1 BB: 0 P: 6	R: 0 E: 0 K: 1 S: 5	H: 0 LOB: 0 BB: 0 P: 5	R: 0 E: 0 K: 0 S: 3	H: 1 LOB: 0 BB: 0 P: 3	R: 2 E: 0 K: 0 S: 6	H: 3 LOB: 1 BB: 0 P: 6	R: 0 E: 0 K: 1 S: 5	H: 0 LOB: 0 BB: 0 P: 5	R: 0 E: 0 K: 0 S: 3	H: 0 LOB: 2 BB: 2 P: 11	R: 0 E: 0 K: 0 S: 5	H: 2 LOB: 3 BB: 1 P: 11	R: 2 E: 1 K: 1 S: 8	H: 2 LOB: 3 BB: 1 P: 14	R: 2 E: 0 K: 0 S: 6	H: 3 LOB: 2 BB: 0 P: 7	1B: 12 2B: 3 3B: 1 HR: 0	SF: 1 DP: 1 HBP: 2	WP: 1 PB: 0 SB: 0 CS: 1	PA: 51
PITCHER	IP 5.0	WLS 21	BF 7	H 4	R 4	ER 4	SO 2	BB 0	IBB 0	HBP 0	BLK 0	WP 0	HR 0	S 25	P 25	ERA 7.20	WHIP 1.400					
32 Derek Lowe, R ERA: 3.94	1.0	5	0	0	0	0	2	0	0	0	0	0	0	3	11	0.00	2.000					
51 Michael Gonzalez, L ERA: 3.86	1.2	9	4	0	0	1	1	0	0	0	0	0	0	11	15	0.00	3.000					
38 Buddy Carlyle, R ERA: 3.18	1.1	9	2	2	1	1	0	1	1	0	1	0	9	15	6.75	1.500						
46 Manny Acosta, R ERA: 15.5	1.0	L	7	3	2	2	0	0	0	1	0	0	6	7	18.00	3.000						

Batter	1	2	3	4	5	6	7	8	9	10	AB	R	H	RBI	BB	SO	LOB	BOTTOM				
Josh Anderson, L OBP: 0.295, SLG: 0.465	P1		G4-6-3 1B		G4-6-3 1B		G6-4-3 28 1B BB		F7		4	0	2	0	1	0	0	Florida Marlins @ Atlanta Braves Champion Stadium, Lake Buena Vista, FL Fri Mar 20 2009, 1:05 PM EDT Att: 6,667 - Partly Cloudy - 80 F				
70 Emiliano Fruto, R	F8		G4-6-3		G4-6-3				F8		3	0	0	0	0	0	2					
4 Omar Infante, R OBP: 0.341, SLG: 0.595	F8		G4-6-3		G4-6-3				F8		0	0	0	0	0	0	0					
51 Michael Gonzalez, R			G4-6-3		G4-6-3				F8		2	0	1	1	0	0	0					
28 Brandon Jones, L OBP: 0.421, SLG: 0.950			G4-6-3		G4-6-3				F8		3	0	2	0	0	0	0					
19 Yunel Escobar, R OBP: 0.363, SLG: 0.559			G4-6-3		G4-6-3				F8		1	0	0	0	0	1	1					
63 Dion Hernandez, R OBP: 0.300, SLG: 0.296			G4-6-3		G4-6-3				F8		0	0	0	0	0	0	0					
46 Manny Acosta, R			G4-6-3		G4-6-3				F8		1	0	1	0	0	0	0					
64 Jordan Schaffer, L OBP: 0.432, SLG: 0.600			G4-6-3		G4-6-3				F8		1	0	1	0	0	0	0					
20 Greg Norton, S OBP: 0.406, SLG: 0.500			G4-6-3		G4-6-3				F8		2	0	0	0	0	1	1					
76 Freddie Freeman, L OBP: 0.265, SLG: 0.333			G4-6-3		G4-6-3				F8		3	0	1	0	0	2	1					
23 Matt Diaz, R OBP: 0.425, SLG: 0.632			G4-6-3		G4-6-3				F8		3	1	1	0	0	0	2					
38 Buddy Carlyle, L			G4-6-3		G4-6-3				F8		0	0	0	0	0	0	0					
88 Javier Guzman, S			G4-6-3		G4-6-3				F8		2	0	0	0	0	0	0					
14 Martin Prado, R OBP: 0.378, SLG: 0.452			G4-6-3		G4-6-3				F8		4	1	0	1	1	0	1					
77 Jason Heyward, L OBP: 0.410, SLG: 0.543			G4-6-3		G4-6-3				F8		4	2	2	2	1	0	0					
8 David Ross, R OBP: 0.250, SLG: 0.462			G4-6-3		G4-6-3				F8		1	1	1	1	1	0	0					
69 Alvin Colina, R OBP: 0.400, SLG: 0.556			G4-6-3		G4-6-3				F8		2	1	2	1	0	0	0					
32 Derek Lowe, R OBP: 0.250, SLG: 0.250			G4-6-3		G4-6-3				F8		1	0	0	0	0	1	2					
81 Joe Borchard, S OBP: 0.590, SLG: 1.000			G4-6-3		G4-6-3				F8		1	0	0	0	0	0	0					
68 Brooks Conrad, S OBP: 0.172, SLG: 0.250			G4-6-3		G4-6-3				F8		2	0	0	0	0	1	2					
Inning Stats	R: 0 E: 0 K: 1 S: 6	H: 1 LOB: 1 BB: 0 P: 6	R: 0 E: 0 K: 1 S: 6	H: 1 LOB: 2 BB: 1 P: 10	R: 0 E: 0 K: 0 S: 3	H: 1 LOB: 0 BB: 0 P: 3	R: 1 E: 0 K: 0 S: 4	H: 1 LOB: 0 BB: 0 P: 4	R: 1 E: 0 K: 0 S: 5	H: 2 LOB: 0 BB: 0 P: 6	R: 0 E: 0 K: 0 S: 4	H: 2 LOB: 1 BB: 0 P: 4	R: 2 E: 0 K: 1 S: 6	H: 2 LOB: 1 BB: 2 P: 14	R: 2 E: 0 K: 1 S: 8	H: 2 LOB: 1 BB: 1 P: 12	R: 0 E: 0 K: 0 S: 6	H: 0 LOB: 0 BB: 0 P: 6	1B: 8 2B: 2 3B: 1 HR: 2	SF: 0 SAC: 0 DP: 3 HBP: 0	WP: 0 PB: 0 SB: 0 CS: 0	PA: 43
PITCHER	IP 5.0	WLS 20	BF 4	H 2	R 2	ER 2	SO 2	BB 1	IBB 0	HBP 0	BLK 0	WP 0	HR 0	S 24	P 29	ERA 3.60	WHIP 1.400					
35 Burke Badenhop, R ERA: 7.82	1.0	H	4	2	0	0	0	0	0	0	0	0	0	4	4	0.00	2.000					
46 Juan Carlos Oviedo, R ERA: 7.2	1.0	B	6	2	2	2	1	2	0	0	0	0	0	6	14	18.00	4.000					
60 Carlos Martinez, R ERA: 4.26	1.0	6	2	2	2	1	1	0	0	0	0	0	1	8	12	18.00	3.000					
20 Logan Kensing, R ERA: 3.0	1.0	W	4	1	0	0	1	0	0	0	0	0	0	6	6	0.00	1.000					



Batter	1	2	3	4	5	6	7	8	9	AB	R	H	RBI	BB	SO	LOB	TOP			
3 Alex Cora, L OBP: 0.278, SLG: 0.250 Fernando Nieve, R (6, 1) Jésus Feliciano, L OBP: 1.000, SLG: 2.000 (7, 8)	F7		L5			F7		F7		3	0	0	0	0	0	0	New York Mets @ Atlanta Braves Champion Stadium, Lake Buena Vista, FL Sat Mar 21 2009, 1:05 PM EDT Att: 10,333 - Partly Cloudy - 75 F			
10 Andy Green, R OBP: 0.377, SLG: 0.400 (1, 4)	F7		P4			P2		F7		4	0	0	0	0	0	1				
28 Daniel Murphy, L OBP: 0.410, SLG: 0.509 12 Cory Sullivan, L (7, 7)	K			G6-3			L8		G4-3	3	0	0	0	0	1	0				
6 Nick Evans, R OBP: 0.364, SLG: 0.600 (1, 3)		L4		G4-3			62 1B		F9	4	1	1	0	0	0	0				
62 Bobby Kielty, S OBP: 0.383, SLG: 0.488 (7, 9)		19 1B		19 CS			19 1B		G4-3	4	0	3	1	0	0	0				
19 Ryan Church, L OBP: 0.380, SLG: 0.477 92 Ron Villone, L (7, 1) 27 Nelson Figueroa, R (8, 1)		1B		CS	P6		95 CS			3	0	2	0	0	0	0				
95 Eric Campbell, R (1, 5)		P6			G6-3		F8			3	0	0	0	0	0	4				
78 Josh Thole, L OBP: 0.462, SLG: 0.300 89 Jonathan Malo, R (6, 6)		G4-3			G3			E5		2	0	0	0	0	0	2				
33 John Maine, R OBP: 0.250, SLG: 0.250 97 Roy Merritt, L (5, 1) 77 René Rivera, R OBP: 0.294, SLG: 0.647 (6, PH) 76 Omir Santos, R OBP: 0.091, SLG: 0.091 (6, 2)			G1-3			G5-3		G6-3		1	0	0	0	0	0	0				
Inning Stats	R: 0 E: 0 K: 1 S: 5	H: 0 LOB: 0 BB: 0 P: 5	R: 0 E: 0 K: 0 S: 5	H: 2 LOB: 2 BB: 0 P: 5	R: 0 E: 0 K: 0 S: 3	H: 0 LOB: 0 BB: 0 P: 3	R: 0 E: 0 K: 0 S: 4	H: 1 LOB: 0 BB: 0 P: 4	R: 0 E: 0 K: 0 S: 3	H: 0 LOB: 0 BB: 0 P: 3	R: 1 E: 0 K: 0 S: 6	H: 3 LOB: 1 BB: 0 P: 6	R: 0 E: 1 K: 0 S: 4	H: 1 LOB: 1 BB: 0 P: 4	R: 0 E: 0 K: 0 S: 3	H: 0 LOB: 0 BB: 0 P: 3		1B: 5 2B: 1 3B: 1 HR: 0	SF: 0 SAC: 0 DP: 1 HBP: 0	WP: 0 PB: 0 CS: 2
PITCHER	IP WLS BF H R ER SO BB IBB HBP BLK WP HR S P ERA WHIP																			
47 Tom Glavine, L ERA: 1.5 72 Kris Medlen, R ERA: 7.2 57 Jorge Campillo, R ERA: 2.25 58 Peter Moylan, R ERA: 2.25 56 Blaine Boyer, R ERA:	3.0 W 11 2 0 0 0 1 0 0 0 0 0 0 0 0 0 0 0.00 0.667																			

Batter	1	2	3	4	5	6	7	8	9	AB	R	H	RBI	BB	SO	LOB	BOTTOM			
64 Jordan Schafer, L OBP: 0.429, SLG: 0.564 (1, 8)	K		K				19 F9	F8		4	1	1	0	1	2	3	New York Mets @ Atlanta Braves Champion Stadium, Lake Buena Vista, FL Sat Mar 21 2009, 1:05 PM EDT Att: 10,333 - Partly Cloudy - 75 F			
19 Yunel Escobar, R OBP: 0.365, SLG: 0.341 (1, 6)	G1-3		28 BB	F8			F9	G1-3		5	1	1	0	0	0	6				
2 Kelly Johnson, L OBP: 0.327, SLG: 0.357 58 Peter Moylan, R (8, PH) Josh Anderson, L OBP: 0.311, SLG: 0.545 56 Blaine Boyer, R (9, 1)	F7		7 E		P6		SF7	HR		2	1	0	1	1	0	0				
28 Brandon Jones, L OBP: 0.442, SLG: 0.500 (1, 7)		76 SF8	7 E		F7		F7	G4-3		4	2	2	2	1	0	0				
7 Jeff Francoeur, R OBP: 0.422, SLG: 0.421 77 Jason Heyward, L OBP: 0.400, SLG: 0.528 (6, 9)		4 CS	7 E		L8		G3			3	0	2	3	0	0	0				
76 Freddie Freeman, L OBP: 0.283, SLG: 0.361 (1, 3)	SF8		G4-3				G3			3	1	1	1	0	0	1				
4 Omar Infante, R OBP: 0.326, SLG: 0.568 63 Dion Hernandez, R OBP: 0.313, SLG: 0.286 (5, 5)	F9				G5-3		F8			2	0	0	0	0	0	1				
8 David Ross, R OBP: 0.258, SLG: 0.448 27 J.C. Boscan, R OBP: 0.500, SLG: 0.444 (8, 2)			2 BB	F7			K			3	1	1	0	0	1	0				
47 Tom Glavine, L 72 Kris Medlen, S 20 Greg Norton, S 57 Jorge Campillo, R 23 Matt Diaz, R 68 Brooks Conrad, S			19 1B				19 F9	64 1B		1	0	0	0	0	0	1				
Inning Stats	R: 0 E: 0 K: 1 S: 5	R: 1 E: 0 K: 0 S: 4	R: 4 E: 1 K: 1 S: 8	H: 2 LOB: 0 BB: 0 P: 4	R: 4 E: 1 K: 0 S: 4	H: 3 LOB: 1 BB: 2 P: 16	R: 0 E: 0 K: 0 S: 4	H: 1 LOB: 2 BB: 1 P: 8	R: 0 E: 0 K: 1 S: 5	H: 0 LOB: 0 BB: 0 P: 5	R: 2 E: 0 K: 0 S: 6	H: 3 LOB: 1 BB: 0 P: 6	R: 5 E: 0 K: 0 S: 6	H: 3 LOB: 0 BB: 2 P: 15	R: 0 E: 0 K: 0 S: 3	H: 0 LOB: 0 BB: 0 P: 3		1B: 7 2B: 4 3B: 0 HR: 1	SF: 2 SAC: 0 DP: 0 HBP: 0	WP: 0 PB: 0 CS: 1
PITCHER	IP WLS BF H R ER SO BB IBB HBP BLK WP HR S P ERA WHIP																			
33 John Maine, R ERA: 10.38 97 Roy Merritt, L ERA: 6.75 Fernando Nieve, R ERA: 8.1 92 Ron Villone, L ERA: 4.5 27 Nelson Figueroa, R ERA: 11.25	4.0 L 20 6 5 5 2 0 3 0 0 0 0 0 0 0 0 0 11.25 2.250																			

Batter	1	2	3	4	5	6	7	8	9	AB	R	H	RBI	BB	SO	LOB	TOP					
3 Nyer Morgan, L OBP: 0.242, SLG: 0.254 68 Jeff Salazar, L OBP: 0.354, SLG: 0.561	F7		BB		1B		FC4-2 13 BB 41 BB 12 BB	K		3	1	1	0	1	0	2						
12 Freddy Sanchez, R OBP: 0.339, SLG: 0.495 36 Luis Alfonso Cruz, R OBP: 0.212, SLG: 0.161	F9		G4-3		K		41 BB 13 BB 1B	K		4	0	1	0	0	0	1	3					
13 Nate McLouth, L OBP: 0.473, SLG: 0.690 22 Andrew McCutchen, R OBP: 0.382, SLG: 0.429	K			K		K	41 BB 1B	K		3	0	0	1	1	3	0						
41 Ryan Doumit, S OBP: 0.347, SLG: 0.477 23 Robinson Diaz, R OBP: 0.520, SLG: 0.870		G3		18 BB 2B	1B	16 BB 1B	41 BB 1B	F9		3	1	2	1	1	0	0						
18 Craig Monroe, R OBP: 0.333, SLG: 0.736 69 Garrett Jones, L OBP: 0.396, SLG: 0.565	G4-3		16 F9 1-H	2B		L8	K	K		4	0	1	1	0	1	4						
16 Eric Hinske, L OBP: 0.400, SLG: 0.438 51 Steve Pearce, R OBP: 0.241, SLG: 0.321	F7		F9	F9		BB	F7	15 WP 1B		3	0	0	0	1	0	4						
15 Andy LaRoche, R OBP: 0.500, SLG: 0.525			G5-3	K		G6-3		10 BB 75 E 1B		4	1	1	0	1	1	3						
10 Brian Bixler, R OBP: 0.408, SLG: 0.511			49 SH1-4 1B		F9		3 S 3 E FC4-2 1B	75 S 75 E 1B	G4-3	5	1	3	0	0	0	2						
49 Ross Ohlendorf, R OBP: 0.500, SLG: 0.667 17 Sean Burnett, L OBP: 0.241, SLG: 0.321			SH1-4		K		FC1 12 BB 13 FC4-2 1B	E5		2	1	0	0	0	1	1						
43 Jesse Chavez, R OBP: 0.241, SLG: 0.321										0	0	0	0	0	0	0						
Inning Stats	R: 0 E: 0 K: 1 S: 9	H: 0 LOB: 0 BB: 0 P: 13	R: 0 E: 0 K: 0 S: 7	H: 0 LOB: 0 BB: 0 P: 9	R: 0 E: 0 K: 0 S: 7	H: 1 LOB: 2 BB: 1 P: 16	R: 1 E: 0 K: 2 S: 14	H: 2 LOB: 1 BB: 0 P: 21	R: 0 E: 0 K: 1 S: 17	H: 1 LOB: 1 BB: 0 P: 15	R: 0 E: 0 K: 1 S: 17	H: 1 LOB: 2 BB: 1 P: 26	R: 2 E: 1 K: 1 S: 17	H: 2 LOB: 3 BB: 2 P: 30	R: 2 E: 1 K: 3 S: 14	H: 2 LOB: 1 BB: 0 P: 17	R: 0 E: 0 K: 1 S: 12	H: 1 LOB: 2 BB: 1 P: 19	1B: 9 2B: 1 3B: 0 HR: 0	SF: 0 SAC: 1 DP: 0 HBP: 0	WP: 1 PB: 0 SB: 2 CS: 0	PA: 44
PITCHER	IP WLS BF H R ER SO BB IBB HBP BLK WP HR S P ERA WHIP																					
33 Javier Vazquez, R ERA: 1.74	(1, 1) 5.2 L 23 5 1 1 6 1 0 0 0 0 0 0 60 91 1.59 1.059																					
30 Jeff Bennett, R ERA: 11.05	(6, 1) 0.2 8 2 2 1 0 3 0 0 0 0 0 0 5 34 13.50 7.500																					
Vladimir Nunez, R ERA: 11.05	(7, 1) 0.2 2 0 0 0 1 0 0 0 0 0 0 0 5 5 0.00 0.000																					
Rafael Soriano, R ERA: 11.05	(8, 1) 1.0 6 2 2 0 3 0 0 0 0 0 0 0 14 17 0.00 2.000																					
38 Buddy Carlyle, R ERA: 11.05	(9, 1) 1.0 5 1 0 0 1 1 0 0 0 0 0 0 12 19 0.00 2.000																					

Pittsburgh Pirates @ Atlanta Braves
Champion Stadium, Lake Buena Vista, FL
Tue Mar 24 2009, 6:05 PM EDT
Att. 7,924 - Partly Cloudy - 74 F

AB	38
R	5
H	10
RBI	3
BB	5
SO	11
LOB	22



Batter	1	2	3	4	5	6	7	8	9	AB	R	H	RBI	BB	SO	LOB	BOTTOM					
64 Jordan Schafer, L OBP: 0.413, SLG: 0.535	G3-6-3 1B		K			B1-3		K		4	0	1	0	0	2	0						
2 Kelly Johnson, L OBP: 0.309, SLG: 0.333 14 Martin Prado, R OBP: 0.388, SLG: 0.444	G3-6-3		1B			F8		8 BB 1B		3	0	1	0	0	0	1						
10 Chipper Jones, S OBP: 0.273, SLG: 0.690 4 Omar Infante, R OBP: 0.319, SLG: 0.556	F7		G4-3			G6-3		F8		3	0	0	0	0	0	1						
16 Brian McCann, L OBP: 0.583, SLG: 1.000 8 David Ross, R OBP: 0.291, SLG: 0.448		19 BB 1B		7 G6-4-3 1B		G3		4-0 BB		3	0	2	0	0	0	0						
7 Jeff Francoeur, R OBP: 0.392, SLG: 0.372 76 Freddie Freeman, L OBP: 0.250, SLG: 0.342	F8		G6-4-3		G6-4-3	P3		F9		3	0	0	0	0	0	2						
19 Yunel Escobar, R OBP: 0.398, SLG: 0.333 63 Diory Hernandez, R OBP: 0.286, SLG: 0.258			FC6-4 1B		F9		20 BB 1B 3B		K	2	1	1	0	1	0	0						
20 Greg Norton, S OBP: 0.410, SLG: 0.515 Rafael Soriano, R OBP: 0.392, SLG: 0.372 38 Buddy Carlyle, L OBP: 0.319, SLG: 0.556	F6					K		1 BB 1B		3	1	1	0	0	1	2						
23 Matt Diaz, R OBP: 0.413, SLG: 0.659						G3-1		1-H 3B		4	0	1	2	0	1	2						
1 Gregor Blanco, L OBP: 0.273, SLG: 0.400	FC6-4					K				4	0	1	2	0	1	2						
33 Javier Vazquez, R ERA: 1.74 30 Jeff Bennett, R ERA: 11.05 Vladimir Nunez, R ERA: 11.05 77 Jason Heyward, L OBP: 0.381, SLG: 0.500			G6-3			K		G4-3		2	0	0	0	0	1	0						
Inning Stats	R: 0 E: 0 K: 0 S: 4	H: 1 LOB: 0 BB: 0 P: 7	R: 0 E: 0 K: 0 S: 12	H: 2 LOB: 2 BB: 0 P: 17	R: 0 E: 0 K: 1 S: 10	H: 1 LOB: 1 BB: 0 P: 14	R: 0 E: 0 K: 0 S: 4	H: 1 LOB: 0 BB: 0 P: 7	R: 0 E: 0 K: 2 S: 8	H: 0 LOB: 0 BB: 0 P: 9	R: 0 E: 0 K: 0 S: 6	H: 0 LOB: 0 BB: 0 P: 8	R: 2 E: 0 K: 0 S: 5	H: 2 LOB: 1 BB: 1 P: 9	R: 0 E: 0 K: 1 S: 6	H: 1 LOB: 2 BB: 1 P: 10	R: 0 E: 0 K: 2 S: 8	H: 0 LOB: 0 BB: 0 P: 11	1B: 7 2B: 0 3B: 1 HR: 0	SF: 0 SAC: 0 DP: 2 HBP: 0	WP: 0 PB: 0 SB: 0 CS: 0	PA: 35
PITCHER	IP WLS BF H R ER SO BB IBB HBP BLK WP HR S P ERA WHIP																					
49 Ross Ohlendorf, R ERA: 0.59	(1, 1) 6.0 W 21 5 0 0 0 0 0 0 0 0 0 0 44 66 0.00 0.833																					
30 Tyler Yates, R ERA: 2.45	(7, 1) 1.0 H 6 2 2 2 0 1 0 0 0 0 0 0 5 9 18.00 3.000																					
17 Sean Burnett, L ERA: 9.26	(8, 1) 1.0 H 5 1 0 0 1 1 0 0 0 0 0 0 6 10 0.00 2.000																					
43 Jesse Chavez, R ERA: 10.38	(9, 1) 1.0 S 3 0 0 0 2 0 0 0 0 0 0 0 8 11 0.00 0.000																					

Pittsburgh Pirates @ Atlanta Braves
Champion Stadium, Lake Buena Vista, FL
Tue Mar 24 2009, 6:05 PM EDT
Att. 7,924 - Partly Cloudy - 74 F

AB	33
R	2
H	8
RBI	2
BB	2
SO	6
LOB	12



Batter	1	2	3	4	5	6	7	8	9	AB	R	H	RBI	BB	SO	LOB	TOP										
2 Derek Jeter, R OBP: 0.395, SLG: 0.458	G4-3	E6		F9		L9		K		3	1	0	1	0	0	1	New York Yankees @ Atlanta Braves Champion Stadium, Lake Buena Vista, FL Sat Mar 28 2009, 1:05 PM EDT Att: 10,955 - Cloudy - 83 F										
11 Brett Gardner, L OBP: 0.436, SLG: 0.673										2	0	0	0	0	1	2											
18 Johnny Damon, L OBP: 0.309, SLG: 0.389		G4-3								2	0	0	1	1	0	1											
91 Alfredo Aceves, R										0	0	0	0	1	0	0											
47 John Rodriguez, L OBP: 0.481, SLG: 0.476	BB									0	0	0	0	1	0	0											
25 Mark Teixeira, S OBP: 0.442, SLG: 0.630										2	1	2	1	1	0	0											
17 Shelley Duncan, R OBP: 0.417, SLG: 0.594										2	0	0	0	0	0	3											
22 Xavier Nady, R OBP: 0.309, SLG: 0.491										4	0	3	1	0	0	0											
60 Todd Linden, S OBP: 0.214, SLG: 0.280										1	0	0	0	0	0	1											
24 Robinson Canó, L OBP: 0.400, SLG: 0.595										3	1	1	1	0	0	5											
14 Angel Berroa, R OBP: 0.377, SLG: 0.596										2	0	0	0	0	1	2											
53 Melky Cabrera, S OBP: 0.424, SLG: 0.500										4	1	3	0	0	0	1											
74 Justin Leone, R OBP: 0.184, SLG: 0.250										0	0	0	0	0	0	0											
12 Cody Ransom, R OBP: 0.333, SLG: 0.397										4	0	1	0	0	1	3											
39 Dan Giese, R OBP: 0.500, SLG: 0.500										0	0	0	0	0	0	0											
36 Edwar Ramirez, R										0	0	0	0	0	0	0											
19 Kevin Cash, R OBP: 0.333, SLG: 0.462										3	1	0	0	0	1	2											
45 Chris Stewart, R OBP: 0.235, SLG: 0.375										1	0	0	0	0	0	0											
28 Brett Tomko, R										0	1	0	0	1	0	0											
90 Ramiro Pena, S OBP: 0.370, SLG: 0.400										2	0	1	0	1	0	0											
Inning Stats	R: 0 E: 0 K: 0 S: 5	H: 2 LOB: 2 BB: 1 P: 9	R: 4 E: 1 K: 0 S: 7	H: 3 LOB: 2 BB: 2 P: 15	R: 0 E: 0 K: 1 S: 5	H: 1 LOB: 0 BB: 0 P: 5	R: 0 E: 0 K: 0 S: 3	H: 0 LOB: 0 BB: 0 P: 3	R: 2 E: 0 K: 0 S: 5	H: 3 LOB: 2 BB: 0 P: 5	R: 0 E: 0 K: 0 S: 4	H: 1 LOB: 1 BB: 1 P: 8	R: 0 E: 0 K: 2 S: 8	H: 1 LOB: 1 BB: 0 P: 8	R: 0 E: 0 K: 1 S: 4	H: 0 LOB: 1 BB: 1 P: 8	R: 0 E: 0 K: 0 S: 3	H: 0 LOB: 1 BB: 1 P: 7	1B: 9 2B: 0 3B: 0 HR: 2	SF: 0 SAC: 0 DP: 3 HBP: 0	WP: 0 PB: 0 SB: 1 CS: 1	PA: 41					
PITCHER	IP	WLS	BF	H	R	ER	SO	BB	IBB	HBP	BLK	WP	HR	S	P	ERA	WHIP	PITCHER									
49 Jair Jurrjens, R ERA: 3.2	5.0	L	25	9	6	3	1	3	0	0	0	0	2	25	37	5.40	2.400										
59 Francisley Bueno, L ERA:	1.0		5	1	0	0	0	1	0	0	0	0	0	4	8	0.00	2.000										
51 Michael Gonzalez, L ERA: 6.75	1.0		4	1	0	0	2	0	0	0	0	0	0	8	8	0.00	1.000										
36 Boone Logan, L ERA: 6.75	1.0		3	0	0	0	1	1	0	0	0	0	0	4	8	0.00	1.000										
71 Mariano Gomez, L ERA:	1.0		4	0	0	0	0	1	0	0	0	0	0	3	7	0.00	1.000										

Batter	1	2	3	4	5	6	7	8	9	AB	R	H	RBI	BB	SO	LOB	BOTTOM										
64 Jordan Schafer, L OBP: 0.429, SLG: 0.585										5	0	3	1	0	1	0	New York Yankees @ Atlanta Braves Champion Stadium, Lake Buena Vista, FL Sat Mar 28 2009, 1:05 PM EDT Att: 10,955 - Cloudy - 83 F										
19 Yunel Escobar, R OBP: 0.369, SLG: 0.364										2	0	0	1	0	0	1											
68 Brooks Conrad, S OBP: 0.189, SLG: 0.306										2	1	1	0	0	0	2											
10 Chipper Jones, S OBP: 0.364, SLG: 0.723										2	0	0	0	1	0	1											
59 Francisley Bueno, L ERA:										0	0	0	0	0	0	0											
51 Michael Gonzalez, R										0	0	0	0	0	0	0											
36 Boone Logan, L										0	0	0	0	0	0	0											
Josh Anderson, L OBP: 0.239, SLG: 0.442										0	0	0	0	0	0	0											
71 Mariano Gomez, L										0	0	0	0	0	0	0											
94 J.C. Holt, L										1	0	0	0	0	0	2											
16 Brian McCann, L OBP: 0.381, SLG: 0.500										0	0	0	0	0	0	0											
27 J.C. Boscan, R OBP: 0.412, SLG: 0.308										4	1	0	0	1	2	6											
20 Greg Norton, S OBP: 0.396, SLG: 0.488										4	0	0	0	0	1	2											
23 Matt Diaz, R OBP: 0.370, SLG: 0.577										4	0	1	0	0	0	0											
28 Brandon Jones, L OBP: 0.389, SLG: 0.435										0	0	0	0	0	0	0											
1 Grégor Blanco, L OBP: 0.263, SLG: 0.250										3	0	0	0	1	0	1											
14 Martin Prado, R OBP: 0.350, SLG: 0.382										3	1	0	0	1	1	2											
49 Jair Jurrjens, R OBP: 0.429, SLG: 0.333										2	1	1	0	0	0	2											
4 Omar Infante, R OBP: 0.298, SLG: 0.491										2	0	1	0	0	1	0											
Inning Stats	R: 0 E: 0 K: 1 S: 6	H: 1 LOB: 1 BB: 0 P: 6	R: 0 E: 0 K: 0 S: 4	H: 1 LOB: 2 BB: 1 P: 8	R: 0 E: 0 K: 0 S: 4	H: 1 LOB: 1 BB: 0 P: 4	R: 0 E: 0 K: 1 S: 5	H: 0 LOB: 0 BB: 0 P: 5	R: 1 E: 0 K: 0 S: 5	H: 2 LOB: 2 BB: 1 P: 9	R: 0 E: 0 K: 0 S: 3	H: 0 LOB: 0 BB: 0 P: 3	R: 0 E: 0 K: 3 S: 9	H: 0 LOB: 0 BB: 0 P: 9	R: 2 E: 1 K: 0 S: 5	H: 1 LOB: 1 BB: 1 P: 9	R: 1 E: 0 K: 1 S: 7	H: 2 LOB: 2 BB: 1 P: 11	1B: 6 2B: 2 3B: 0 HR: 0	SF: 1 SAC: 0 DP: 0 HBP: 0	WP: 0 PB: 0 SB: 0 CS: 0	PA: 40					
PITCHER	IP	WLS	BF	H	R	ER	SO	BB	IBB	HBP	BLK	WP	HR	S	P	ERA	WHIP	PITCHER									
28 Brett Tomko, R ERA: 1.17	3.0		13	3	0	0	0	1	0	0	0	0	0	14	18	0.00	1.333										
91 Alfredo Aceves, R ERA: 4.5	3.0	H	12	2	1	1	1	1	0	0	0	0	0	13	17	3.00	1.000										
39 Dan Giese, R ERA: 6.89	2.1		13	3	3	1	3	2	0	0	0	0	0	17	25	3.86	2.143										
36 Edwar Ramirez, R ERA: 1.29	0.2	S	2	0	0	0	1	0	0	0	0	0	0	4	4	0.00	0.000										



Batter	1	2	3	4	5	6	7	8	9	AB	R	H	RBI	BB	SO	LOB	TOP										
2 Kelly Johnson, L (1, 4) OBP: 0.313, SLG: 0.350 68 Brooks Conrad, S (8, 4) OBP: 0.189, SLG: 0.306	0-0 P5	0-0 G4-3			0-0 P5			0-3 K		4	0	0	0	0	1	1	Atlanta Braves @ Detroit Tigers Joker Marchant Stadium, Lakeland, FL Sun Mar 29 2009, 1:05 PM EDT Att: 6,389 - Cloudy - 71 F										
19 Yunel Escobar, R (1, 6) OBP: 0.353, SLG: 0.345 89 Van Pope, R (6, 5)	0-0 G5-3		0-0 F9		0-0 L3			0-0 P6-3		3	0	0	0	0	0	0											
18 Garret Anderson, L (1, 10)	4-0 7 HR BB		0-3 K		0-0 F8			0-3 K		3	1	0	0	1	2	0											
7 Jeff Francoeur, R (1, 9) OBP: 0.397, SLG: 0.444 1 Gregor Blanco, L (6, 7) OBP: 0.250, SLG: 0.235	2-2 1-H HR		0-0 F9		4-0 BB			0-0 G4-3		2	1	1	2	1	0	0											
22 Casey Kotchman, L (1, 3) OBP: 0.367, SLG: 0.586 76 Freddie Freeman, L (4, 3) OBP: 0.250, SLG: 0.333	2-2 HR		0-0 F9		0-0 F7			0-0 L5		2	1	1	1	0	0	0											
4 Omar Infante, R (1, 5) OBP: 0.295, SLG: 0.475	0-3 K		0-0 F9		0-3 K			0-0 64 1B		4	0	1	0	0	2	0											
64 Jordan Schafer, L (1, 7) OBP: 0.417, SLG: 0.561		0-3 K		0-0 F7				0-0 8 FC5-4 1B		4	0	1	0	0	2	0											
8 David Ross, R (1, 2) OBP: 0.300, SLG: 0.486		4-0 BB		0-0 L8				0-0 FC5-4 1B		3	1	1	1	1	0	2											
Josh Anderson, L (1, 8) OBP: 0.283, SLG: 0.458		0-0 F8		0-3 K				0-0 FC5-4 1-2		3	0	0	0	0	2	1											
Inning Stats	R: 3 E: 0 K: 1 S: 11	H: 2 LOB: 0 BB: 1 P: 19	R: 0 E: 0 K: 1 S: 5	H: 0 LOB: 1 BB: 1 P: 9	R: 0 E: 0 K: 1 S: 5	H: 0 LOB: 0 BB: 0 P: 5	R: 0 E: 0 K: 0 S: 3	H: 0 LOB: 0 BB: 0 P: 3	R: 0 E: 0 K: 1 S: 5	H: 0 LOB: 1 BB: 0 P: 7	R: 1 E: 0 K: 3 S: 11	H: 1 LOB: 0 BB: 0 P: 12	R: 0 E: 0 K: 2 S: 7	H: 0 LOB: 0 BB: 0 P: 7	R: 0 E: 0 K: 0 S: 5	H: 2 LOB: 2 BB: 0 P: 5		1B: 2 2B: 0 3B: 0 HR: 3	SF: 0 SAC: 0 DP: 0 HBP: 0	WP: 0 PA: 35 PB: 0 SB: 0 CS: 0							
PITCHER	IP	WLS	BF	H	R	ER	SO	BB	IBB	HBP	BLK	WP	HR	S	P	ERA	WHIP										
38 Jeremy Bonderman, R (1, 1) ERA: 6.1	1.1		8	2	3	3	2	2	0	0	0	0	2	14	26	20.25	3.000										
44 Bobby Seay, L (2, 1) ERA: 1.42	1.2	B	5	0	0	0	1	0	0	0	0	0	0	7	7	0.00	0.000										
31 Zach Miner, R (4, 1) ERA: 5.87	3.2		13	1	1	1	3	1	0	0	0	0	1	19	24	2.46	0.545										
50 Clay Rapada, L (7, 1) ERA: 1.64	2.0	W	6	0	0	0	3	0	0	0	0	0	0	12	12	0.00	0.000										
49 Eddie Bonine, R (9, 1) ERA: 0.63	0.1	S	3	2	0	0	0	0	0	0	0	0	0	3	3	0.00	6.000										

Batter	1	2	3	4	5	6	7	8	9	AB	R	H	RBI	BB	SO	LOB	BOTTOM										
28 Curtis Granderson, L (1, 8) OBP: 0.433, SLG: 0.680	0-0 G3	0-0 G4-3			0-0 1-H 2B			0-0 1-2 3-H 1B		4	0	2	1	0	0	0	Atlanta Braves @ Detroit Tigers Joker Marchant Stadium, Lakeland, FL Sun Mar 29 2009, 1:05 PM EDT Att: 6,389 - Cloudy - 71 F										
14 Placido Polanco, R (1, 4) OBP: 0.299, SLG: 0.424 66 Will Rhymes, L (7, 4) OBP: 0.226, SLG: 0.433	2-0 HR		0-0 F8		0-0 L1			0-0 F7		3	1	1	1	0	0	1											
30 Magglio Ordonez, R (1, 9) OBP: 0.209, SLG: 0.095 25 Ryan Raburn, R (9, 9) OBP: 0.276, SLG: 0.204	0-0 G5-3		0-0 1B		0-0 P6			0-0 G6-3		4	0	1	0	0	0	0											
24 Miguel Cabrera, R (1, 3) OBP: 0.333, SLG: 0.565	0-3 K		0-0 F8		0-0 F7			0-0 P5-3		4	0	0	0	0	1	0											
9 Carlos Guillen, S (1, 7) OBP: 0.292, SLG: 0.333 34 Clete Thomas, L (9, 7) OBP: 0.286, SLG: 0.387		0-0 33 2B 1B		0-3 K				0-3 K		4	1	1	0	0	3	0											
33 Marcus Thames, R (1, 10) OBP: 0.308, SLG: 0.441		0-0 1-H 15 HR 2B		0-0 G2-3				4-0 39 1B 15 SH2-3 28 1B BB		2	2	1	1	1	0	0											
15 Brandon Inge, R (1, 5) OBP: 0.362, SLG: 0.569		2-2 2-H HR		0-3 K				0-0 SH2-3		2	1	1	2	0	1	0											
20 Matt Treanor, R (1, 2) OBP: 0.222, SLG: 0.400 19 Jeff Larrish, L (7, PH) OBP: 0.379, SLG: 0.518 61 Dane Sardinha, R (8, 2) OBP: 0.357, SLG: 0.462		0-0 L6			0-0 28 BLK 28 2B 1B			0-3 K		2	0	1	0	0	0	0											
39 Ramon Santiago, S (1, 6) OBP: 0.373, SLG: 0.356 71 Luis Palacios, R (7, PR) (8, 6)		0-0 F8			0-0 F7			0-0 28 1B		3	0	1	0	0	0	1											
Inning Stats	R: 1 E: 0 K: 1 S: 6	H: 1 LOB: 0 BB: 0 P: 8	R: 3 E: 0 K: 0 S: 8	H: 3 LOB: 0 BB: 0 P: 10	R: 0 E: 0 K: 2 S: 7	H: 0 LOB: 0 BB: 0 P: 7	R: 0 E: 0 K: 0 S: 4	H: 2 LOB: 1 BB: 0 P: 4	R: 0 E: 0 K: 1 S: 5	H: 0 LOB: 0 BB: 0 P: 5	R: 1 E: 0 K: 1 S: 7	H: 2 LOB: 2 BB: 1 P: 11	R: 0 E: 0 K: 1 S: 5	H: 0 LOB: 0 BB: 0 P: 5	R: 0 E: 0 K: 0 S: 5	H: 0 LOB: 0 BB: 0 P: 5		1B: 5 2B: 2 3B: 0 HR: 2	SF: 0 SAC: 1 DP: 0 HBP: 0	WP: 0 PA: 32 PB: 0 SB: 0 CS: 0							
PITCHER	IP	WLS	BF	H	R	ER	SO	BB	IBB	HBP	BLK	WP	HR	S	P	ERA	WHIP										
33 Javier Vazquez, R (1, 1) ERA: 3.31	6.0		23	7	4	4	4	0	0	0	1	0	0	7	11	6.00	1.167										
56 Blaine Boyer, R (7, 1) ERA: 0.96	1.0	L	6	2	1	1	1	1	0	0	0	0	0	7	11	9.00	3.000										
30 Jeff Bennett, R (8, 1) ERA: 8.68	1.0		3	0	0	0	1	0	0	0	0	0	0	5	5	0.00	0.000										



Batter	1	2	3	4	5	6	7	8	9	AB	R	H	RBI	BB	SO	LOB	TOP					
19 Yunel Escobar, R OBP: 0.333, SLG: 0.323	F9		G1-3			10 HR	G6-3			3	1	1	0	0	0	0	Atlanta Braves @ Houston Astros Osceola County Stadium, Kissimmee, FL Tue Mar 31 2009, 7:05 PM EDT Att: 3,082 - Partly Cloudy - 77 F					
4 Omar Infante, R OBP: 0.290, SLG: 0.467	F9									1	0	0	0	0	0	1						
22 Casey Ketchman, L OBP: 0.306, SLG: 0.486	F9			K						3	0	0	0	0	1	2						
20 Greg Norton, S OBP: 0.400, SLG: 0.512	F9			K						1	0	0	0	0	0	0						
10 Chipper Jones, S OBP: 0.357, SLG: 0.750				K						3	1	1	3	0	2	0						
14 Martin Prado, R OBP: 0.365, SLG: 0.397	K					HR				1	0	0	0	0	0	0						
18 Garret Anderson, L OBP: 0.545, SLG: 0.667										3	0	2	0	0	0	0						
1 Gregor Blanco, L OBP: 0.227, SLG: 0.211		F7								1	0	0	0	0	0	0						
7 Jeff Francoeur, R OBP: 0.377, SLG: 0.417		L8								3	0	0	0	0	1	2						
68 Brooks Conrad, S OBP: 0.231, SLG: 0.351				G4-3						0	0	0	0	1	0	0						
2 Kelly Johnson, L OBP: 0.315, SLG: 0.338										3	0	1	0	0	1	1						
58 Peter Moylan, R Gorkys Hernández, R										0	0	0	0	0	0	0						
										1	0	0	0	0	0	1						
8 David Ross, R 27 J.C. Boscan, R OBP: 0.368, SLG: 0.267										2	0	0	0	0	0	1						
										2	0	0	0	0	0	1						
64 Jordan Schafer, L 72 Kris Medlen, S										3	0	0	0	0	0	0						
23 Matt Diaz, R OBP: 0.339, SLG: 0.526										0	0	0	0	0	0	0						
										1	0	0	0	0	0	1						
32 Derek Lowe, R 51 Michael Gonzalez, R Vladimir Nunez, R										1	0	0	0	0	0	0						
28 Brandon Jones, L OBP: 0.392, SLG: 0.438										0	0	0	0	0	0	0						
										2	1	1	0	0	0	0						
Inning Stats	R: 0 E: 0 K: 1 S: 5	H: 0 LOB: 0 BB: 0 P: 5	R: 0 E: 0 K: 0 S: 4	H: 1 LOB: 1 BB: 0 P: 4	R: 0 E: 0 K: 0 S: 3	H: 0 LOB: 0 BB: 0 P: 3	R: 0 E: 0 K: 2 S: 8	H: 1 LOB: 1 BB: 0 P: 8	R: 0 E: 0 K: 1 S: 5	H: 0 LOB: 2 BB: 0 P: 5	R: 3 E: 1 K: 1 S: 9	H: 3 LOB: 1 BB: 0 P: 9	R: 0 E: 0 K: 0 S: 4	H: 1 LOB: 1 BB: 0 P: 4	R: 0 E: 0 K: 0 S: 3	H: 0 LOB: 0 BB: 0 P: 3	R: 0 E: 0 K: 0 S: 3	H: 0 LOB: 1 BB: 1 P: 8	1B: 4 2B: 0 3B: 1 HR: 1	SF: 0 SAC: 0 DP: 0 HBP: 0	WP: 0 PB: 0 SB: 0 CS: 0	PA: 35
PITCHER	IP WLS BF H R ER SO BB IBB HBP BLK WP HR S P ERA WHIP																					
39 Russ Ortiz, R ERA: 3.18	6.0 W 24 5 3 2 5 0 0 0 0 0 1 34 34 3.00 0.833																					
22 LaTroy Hawkins, R ERA:	1.0 H 4 1 0 0 0 0 0 0 0 0 0 4 4 0.00 1.000																					
73 Jeff Fulchino, R ERA: 1.76	2.0 7 0 0 0 0 0 1 0 0 0 0 0 6 11 0.00 0.500																					

Batter	1	2	3	4	5	6	7	8	9	AB	R	H	RBI	BB	SO	LOB	BOTTOM			
21 Michael Bourn, L OBP: 0.301, SLG: 0.305										4	1	1	0	0	1	3	Atlanta Braves @ Houston Astros Osceola County Stadium, Kissimmee, FL Tue Mar 31 2009, 7:05 PM EDT Att: 3,082 - Partly Cloudy - 77 F			
22 LaTroy Hawkins, R										0	0	0	0	0	0	0				
83 Chris Barnwell, R										1	0	0	0	0	0	0				
77 Ivan Rodriguez, R OBP: 0.318, SLG: 0.571										3	1	2	2	0	0	0				
72 Lou Santangelo, R OBP: 0.273, SLG: 0.600										2	0	0	0	0	0	0				
2 Darin Erstad, L OBP: 0.333, SLG: 0.345										3	2	3	0	1	0	0				
45 Carlos Lee, R OBP: 0.305, SLG: 0.313										3	1	2	4	0	0	2				
10 Miguel Tejada, R OBP: 0.327, SLG: 0.511										2	0	0	0	1	0	1				
Reggie Abercrombie, R OBP: 0.376, SLG: 0.452										1	1	0	0	0	0	0				
27 Geoff Blum, S OBP: 0.231, SLG: 0.271										4	1	1	0	0	1	2				
73 Jeff Fulchino, R										0	0	0	0	0	0	0				
9 Hunter Pence, R OBP: 0.368, SLG: 0.471										2	0	0	0	0	1	0				
4 Jason Michaels, R OBP: 0.267, SLG: 0.395										2	0	2	2	0	0	0				
89 Jason Smith, L OBP: 0.393, SLG: 0.517										4	1	1	0	0	0	2				
39 Russ Ortiz, R OBP: 0.200, SLG: 0.200										1	0	0	0	0	0	0				
65 Chris Johnson, R OBP: 0.310, SLG: 0.347										1	0	0	0	1	0	0				
Inning Stats	R: 2 E: 0 K: 0 S: 6	H: 3 LOB: 1 BB: 0 P: 6	R: 0 E: 0 K: 0 S: 3	H: 0 LOB: 0 BB: 0 P: 3	R: 1 E: 0 K: 0 S: 4	H: 2 LOB: 0 BB: 0 P: 5	R: 0 E: 0 K: 2 S: 7	H: 0 LOB: 0 BB: 0 P: 7	R: 1 E: 0 K: 1 S: 7	H: 2 LOB: 2 BB: 1 P: 11	R: 1 E: 0 K: 0 S: 4	H: 1 LOB: 2 BB: 2 P: 13	R: 3 E: 0 K: 0 S: 9	H: 4 LOB: 1 BB: 0 P: 9	R: 0 E: 0 K: 0 S: 3	H: 0 LOB: 0 BB: 0 P: 3	1B: 6 2B: 4 3B: 1 HR: 1	SF: 1 SAC: 1 DP: 0 HBP: 0	WP: 0 PB: 1 SB: 1 CS: 0	PA: 39
PITCHER	IP WLS BF H R ER SO BB IBB HBP BLK WP HR S P ERA WHIP																			
32 Derek Lowe, R ERA: 3.81	4.0 L 16 5 3 3 2 0 0 0 0 0 0 20 21 6.75 1.250																			
51 Michael Gonzalez, L ERA: 6.48	0.2 5 2 1 1 1 1 1 0 0 0 0 6 10 13.50 4.500																			
Vladimir Nunez, R ERA:	0.1 1 0 0 0 0 0 0 0 0 0 0 1 1 0.00 0.000																			
58 Peter Moylan, R ERA: 3.0	1.0 6 1 1 1 1 0 2 0 0 0 0 0 4 13 9.00 3.000																			
72 Kris Medlen, R ERA: 5.75	2.0 10 4 3 3 0 0 0 0 0 0 0 1 12 13.50 2.000																			



Batter	1	2	3	4	5	6	7	8	9	AB	R	H	RBI	BB	SO	LOB	TOP									
19 Yonel Escobar, R OBP: 0.346, SLG: 0.353 14 Martin Prado, R OBP: 0.354, SLG: 0.383										3	1	2	2	0	0	0										
22 Casey Ketchman, L OBP: 0.308, SLG: 0.553 20 Greg Norton, S OBP: 0.404, SLG: 0.533 68 Brooks Conrad, S OBP: 0.231, SLG: 0.351										3	1	1	2	0	0	1										
10 Chipper Jones, S OBP: 0.387, SLG: 0.846 89 Van Pape, R OBP: 0.200, SLG: 0.400										2	1	1	1	1	0	0										
16 Brian McCann, L OBP: 0.407, SLG: 0.524 93 Matt Young, L OBP: 0.200, SLG: 0.500										4	0	1	0	0	0	2										
18 Garret Anderson, L OBP: 0.429, SLG: 0.500 23 Matt Diaz, R OBP: 0.328, SLG: 0.508										3	0	0	0	0	0	2										
4 Omar Infante, R OBP: 0.303, SLG: 0.500 88 Javier Guzman, S										4	2	2	0	0	0	2										
28 Brandon Jones, L OBP: 0.364, SLG: 0.404										4	0	0	0	0	1	2										
1 Grégor Blanco, L OBP: 0.269, SLG: 0.304										4	1	2	2	0	1	0										
Clint Sammons, R OBP: 0.500, SLG: 1.000 27 J.C. Boscan, R OBP: 0.400, SLG: 0.313										3	2	2	1	0	0	1										
Inning Stats	R: 0 E: 0 K: 0 S: 4	H: 1 LOB: 2 BB: 1 P: 8	R: 5 E: 0 K: 0 S: 10	H: 5 LOB: 0 BB: 0 P: 11	R: 1 E: 0 K: 0 S: 5	H: 2 LOB: 1 BB: 0 P: 5	R: 1 E: 0 K: 0 S: 4	H: 1 LOB: 0 BB: 0 P: 4	R: 0 E: 0 K: 1 S: 5	H: 0 LOB: 0 BB: 0 P: 5	R: 1 E: 0 K: 2 S: 8	H: 1 LOB: 0 BB: 0 P: 10	R: 0 E: 0 K: 0 S: 4	H: 1 LOB: 2 BB: 0 P: 4	R: 0 E: 0 K: 0 S: 4	H: 1 LOB: 1 BB: 0 P: 4	R: 1 E: 0 K: 1 S: 7	H: 2 LOB: 1 BB: 0 P: 7	1B: 6 2B: 4 3B: 1 HR: 3	SF: 0 SAC: 0 DP: 0 HBP: 0	WP: 0 PB: 0 SB: 0 CS: 0	PA: 42				
PITCHER	IP	WLS	BF	H	R	ER	SO	BB	IBB	HBP	BLK	WP	HR	S	P	ERA	WHIP									
35 Justin Verlander, R ERA: 3.9	5.0	L	25	9	7	7	1	1	0	0	0	0	0	2	28	33	12.60	2.000								
44 Bobby Seay, L ERA: 1.98	1.0		4	1	1	2	0	0	0	0	0	0	0	1	8	10	9.00	1.000								
59 Juan Rincon, R ERA:	1.0		4	1	0	0	0	0	0	0	0	0	0	4	4	0.00	1.000									
56 Fernando Rodney, R ERA: 6.3	1.0		4	1	0	0	0	0	0	0	0	0	0	4	4	0.00	1.000									
67 Casey Fien, R ERA: 2.18	1.0		5	2	1	1	1	0	0	0	0	0	0	7	7	9.00	2.000									

Atlanta Braves @ Detroit Tigers
Joker Marchant Stadium, Lakeland, FL
Wed Apr 01 2009, 1:05 PM EDT
Att. 4,692 - Partly Cloudy - 83 F

AB 41
R 9
H 14
RBI 9
BB 1
SO 4
LOB 15



Batter	1	2	3	4	5	6	7	8	9	AB	R	H	RBI	BB	SO	LOB	BOTTOM									
28 Curtis Granderson, L OBP: 0.432, SLG: 0.750 Deik Scram, L										4	1	2	2	0	0	1										
14 Placido Polanco, R OBP: 0.274, SLG: 0.385 64 Justin Henry, L Gustavo Nunez, S										3	0	0	0	0	0	0										
30 Magglio Ordonez, R OBP: 0.226, SLG: 0.111										4	0	0	0	0	0	1										
24 Miguel Cabrera, R OBP: 0.367, SLG: 0.586 Ryan Roberson, R										3	0	2	0	0	0	0										
9 Carlos Guillen, S OBP: 0.250, SLG: 0.286 Chao-Ting Tang, L										4	0	0	0	0	0	3										
12 Gerald Laird, R OBP: 0.426, SLG: 0.558 20 Matt Treanor, R 45 Angel Flores, R										3	0	2	0	0	0	0										
15 Brandon Inge, R OBP: 0.349, SLG: 0.554 19 Jeff Larish, L OBP: 0.370, SLG: 0.524										2	1	1	0	0	0	1										
4 Adam Everett, R OBP: 0.240, SLG: 0.347 39 Ramon Santiago, S OBP: 0.365, SLG: 0.346										3	0	1	0	0	0	2										
13 Josh Anderson, L OBP: 0.294, SLG: 0.431										4	1	1	1	0	1	2										
Inning Stats	R: 0 E: 0 K: 0 S: 3	H: 0 LOB: 0 BB: 0 P: 3	R: 0 E: 0 K: 0 S: 4	H: 1 LOB: 1 BB: 0 P: 4	R: 2 E: 1 K: 0 S: 8	H: 3 LOB: 2 BB: 0 P: 10	R: 1 E: 0 K: 0 S: 5	H: 2 LOB: 1 BB: 0 P: 5	R: 0 E: 0 K: 0 S: 4	H: 1 LOB: 1 BB: 0 P: 4	R: 0 E: 0 K: 0 S: 3	H: 1 LOB: 1 BB: 0 P: 3	R: 0 E: 0 K: 0 S: 4	H: 1 LOB: 2 BB: 1 P: 8	R: 0 E: 0 K: 1 S: 5	H: 0 LOB: 0 BB: 0 P: 5	1B: 7 2B: 2 3B: 0 HR: 1	SF: 0 SAC: 0 DP: 1 HBP: 0	WP: 0 PB: 0 SB: 0 CS: 0	PA: 38						
PITCHER	IP	WLS	BF	H	R	ER	SO	BB	IBB	HBP	BLK	WP	HR	S	P	ERA	WHIP									
47 Tom Glavine, L ERA: 2.25	5.0	W	23	7	3	3	0	0	0	0	0	0	0	1	24	26	5.40	1.400								
30 Jeff Bennett, R ERA: 7.94	1.0		4	1	0	0	0	0	0	0	0	0	0	4	4	0.00	1.000									
36 Boone Logan, L ERA: 5.59	1.2		7	2	0	0	0	1	0	0	0	0	0	6	10	0.00	1.800									
74 Rafael Cruz, R ERA:	1.1		4	0	0	0	1	0	0	0	0	0	0	6	6	0.00	0.000									

Atlanta Braves @ Detroit Tigers
Joker Marchant Stadium, Lakeland, FL
Wed Apr 01 2009, 1:05 PM EDT
Att. 4,692 - Partly Cloudy - 83 F

AB 37
R 3
H 10
RBI 3
BB 1
SO 1
LOB 14



Batter	1	2	3	4	5	6	7	8	9	AB	R	H	RBI	BB	SO	LOB	TOP								
19 Yonel Escobar, R OBP: 0.338, SLG: 0.343 4 Omar Infante, R OBP: 0.294, SLG: 0.485 Michael Fisher, S (7, 6)	F8		G5-3		P6		K		PO	2	0	0	0	0	0	0									
22 Casey Ketchman, L OBP: 0.317, SLG: 0.550 14 Martin Prado, R OBP: 0.343, SLG: 0.371 (1, 3) (3, 3)	G3-1		1B		E6 94 HBP 1B		F9			2	0	1	0	0	0	0									
10 Chipper Jones, S OBP: 0.424, SLG: 0.657 94 Kody Kirkland, R (1, 5) (3, 5)	1B		1B		1B HBP			F9		2	0	2	0	0	0	0									
16 Brian McCann, L OBP: 0.379, SLG: 0.478 Clint Sammons, R OBP: 0.500, SLG: 0.958 (1, 2) (3, 2)	K		F7		1B 2H			G5-3		2	0	0	0	0	1	3									
18 Garret Anderson, L OBP: 0.412, SLG: 0.467 27 J.C. Boscan, R OBP: 0.429, SLG: 0.353 (8, PH) (8, 10)			1B		G4-3			1B		3	0	1	0	0	1	2									
7 Jeff Francoeur, R OBP: 0.386, SLG: 0.403 28 Brandon Jones, L OBP: 0.351, SLG: 0.389 (1, 9) (4, 9)	G2-3				K			G3-1		2	0	0	0	0	1	1									
2 Kelly Johnson, L OBP: 0.316, SLG: 0.382 68 Brooks Conrad, S OBP: 0.225, SLG: 0.342 (1, 4) (6, 4)	F7				HR			G6-3		3	1	1	1	0	0	1									
23 Matt Diaz, R OBP: 0.317, SLG: 0.492 92 Cody Johnson, L (1, 7) (4, 7)	G6-3				K			K		2	0	0	0	0	1	1									
64 Jordan Schafer, L OBP: 0.373, SLG: 0.500 1 Gregor Blanco, L OBP: 0.321, SLG: 0.304 (1, 8) (5, 8)	G1-3				G3			BB		2	0	0	0	0	0	0									
Inning Stats	R: 0 E: 0 K: 1 S: 6	H: 1 LOB: 1 BB: 0 P: 6	R: 0 E: 0 K: 0 S: 4	H: 1 LOB: 1 BB: 0 P: 4	R: 0 E: 0 K: 0 S: 5	H: 2 LOB: 2 BB: 0 P: 5	R: 1 E: 0 K: 3 S: 10	H: 1 LOB: 0 BB: 0 P: 12	R: 1 E: 1 K: 0 S: 5	H: 1 LOB: 2 BB: 0 P: 6	R: 0 E: 0 K: 1 S: 5	H: 0 LOB: 0 BB: 0 P: 5	R: 0 E: 0 K: 1 S: 4	H: 0 LOB: 0 BB: 1 P: 8	R: 0 E: 0 K: 0 S: 4	H: 1 LOB: 1 BB: 0 P: 4	R: 0 E: 0 K: 0 S: 3	H: 0 LOB: 0 BB: 1 P: 8	1B: 6 2B: 0 3B: 0 HR: 1	SF: 0 SAC: 0 DP: 0 HBP: 1	WP: 0 PB: 0 SB: 1 CS: 0	PA: 37			
PITCHER	IP	WLS	BF	H	R	ER	SO	BB	IBB	HBP	BLK	WP	HR	S	P	ERA	WHIP								
69 Bud Norris, R ERA: 6.75 (1, 1)	4.0		17	5	1	1	4	0	0	0	0	0	1	25	27	2.25	1.250								
68 Sergio Perez, R ERA: 9.31 (5, 1)	4.0	L	16	2	1	0	2	1	0	1	0	0	0	18	23	0.00	0.750								
13 Neal Musser, L ERA: (9, 1)	1.0		3	0	0	0	0	1	0	0	0	0	0	3	8	0.00	1.000								

Atlanta Braves @ Houston Astros
Osceola County Stadium, Kissimmee, FL
Thu Apr 02 2009, 1:05 PM EDT
Attn: 2,449 - Partly Cloudy - 78 F

AB 33
R 2
H 7
RBI 2
BB 2
SO 6
LOB 10

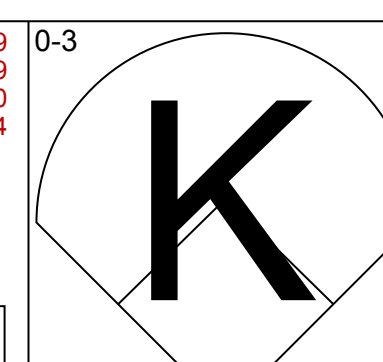
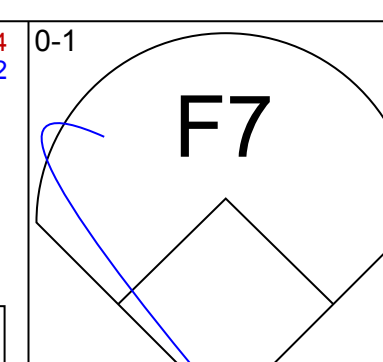
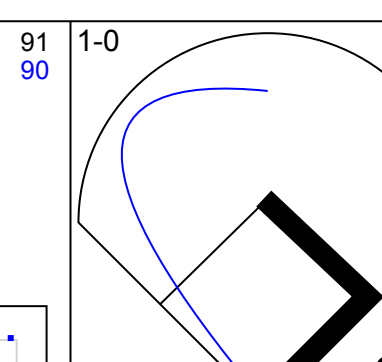
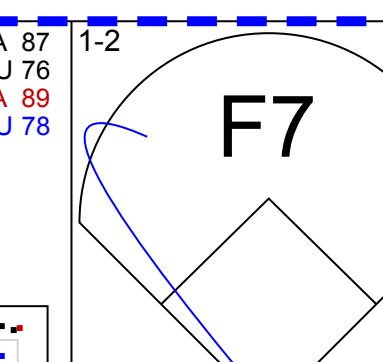
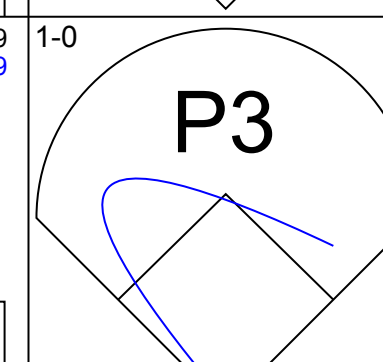
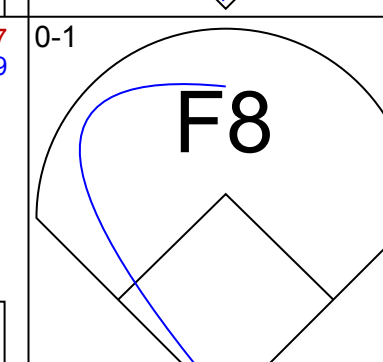
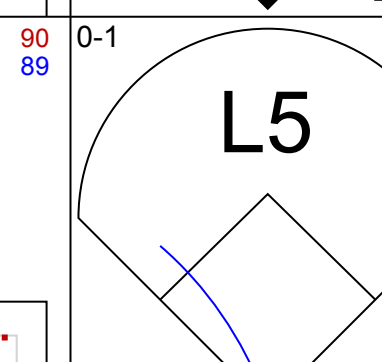
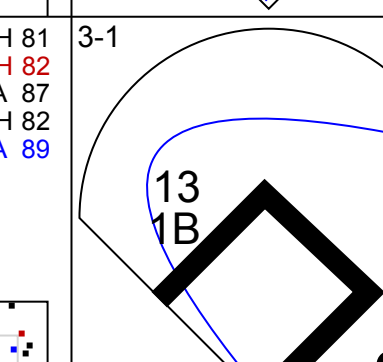
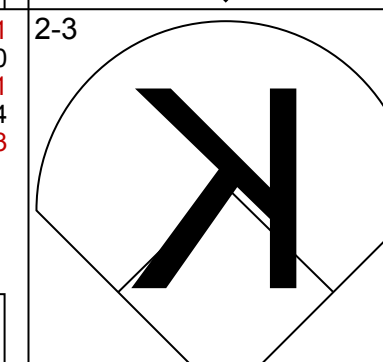
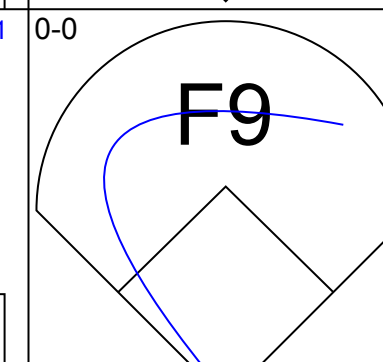

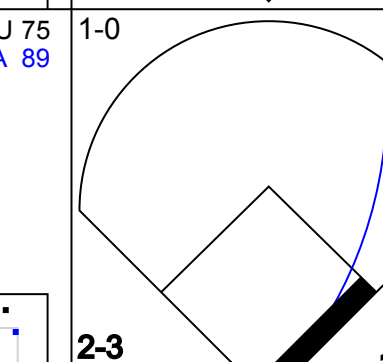


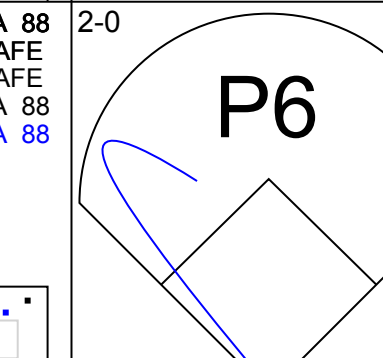


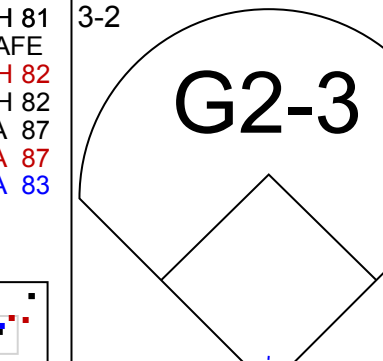










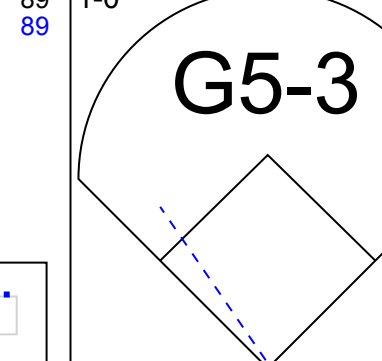



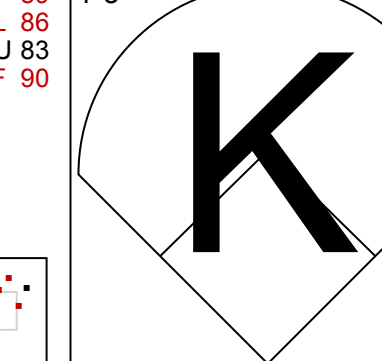

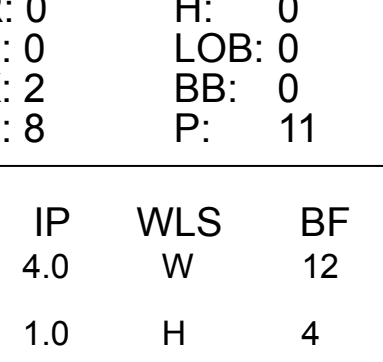
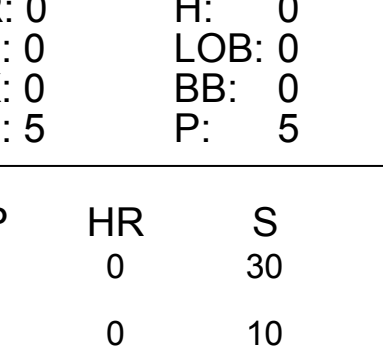
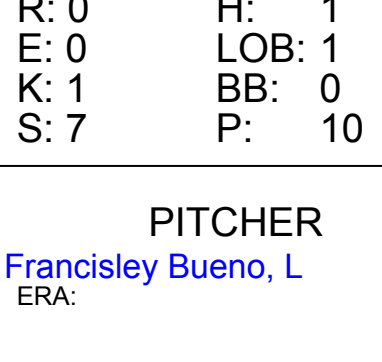
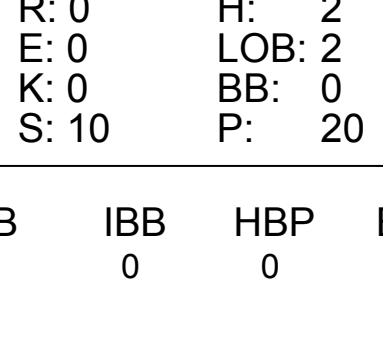
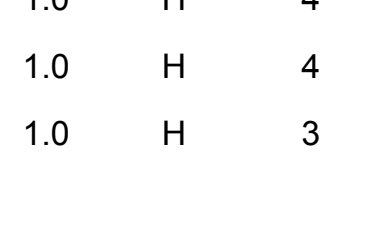



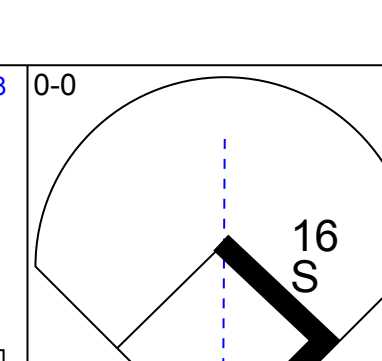



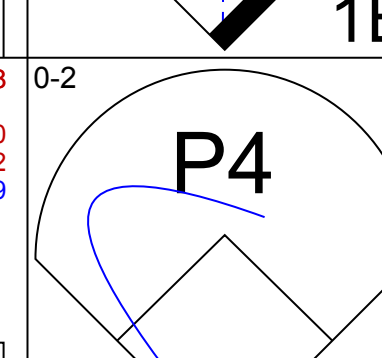
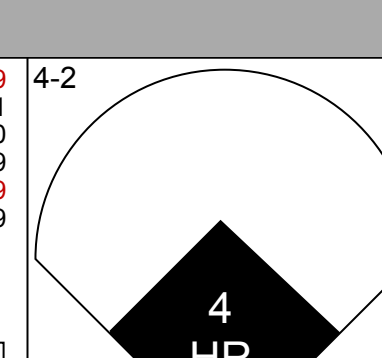


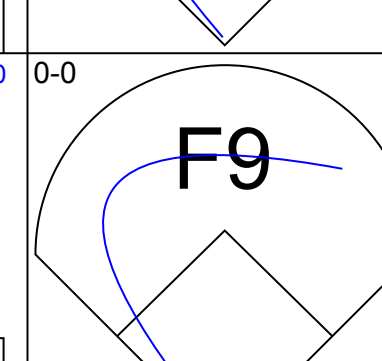
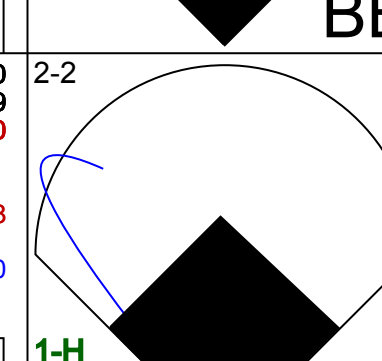


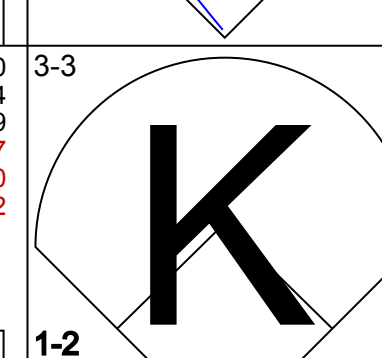
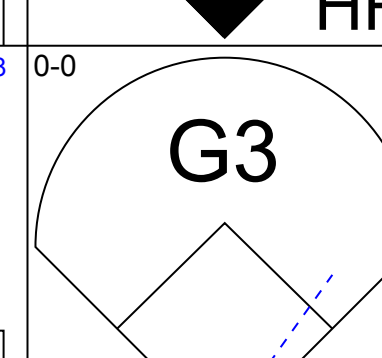




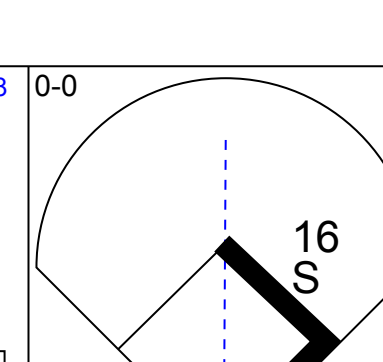



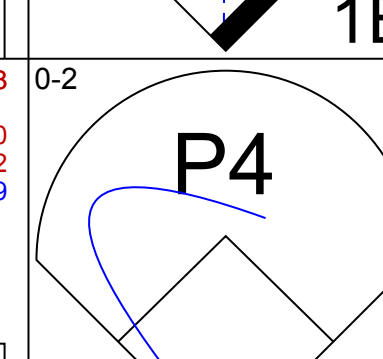
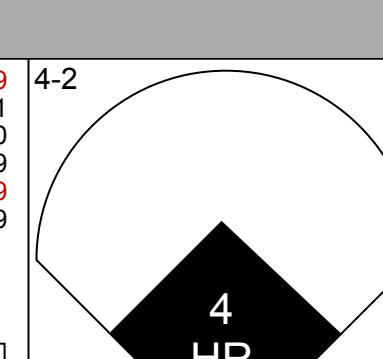


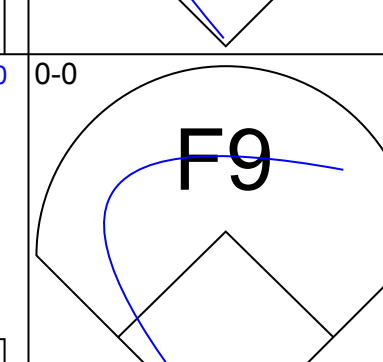
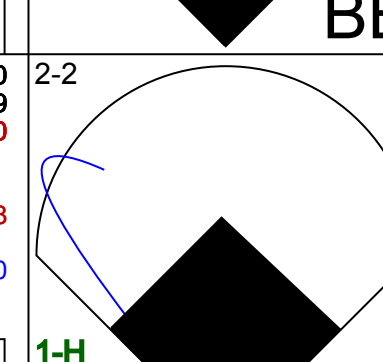


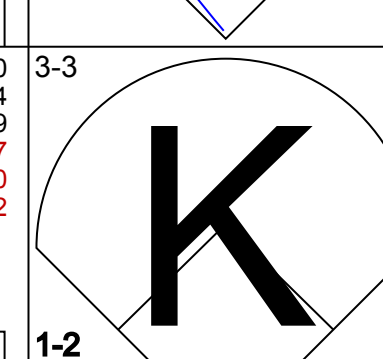
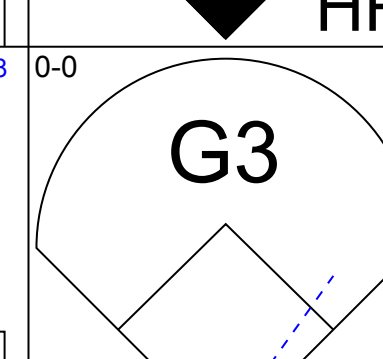


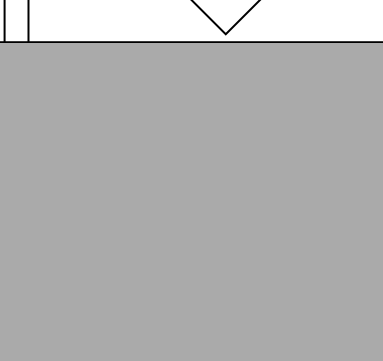
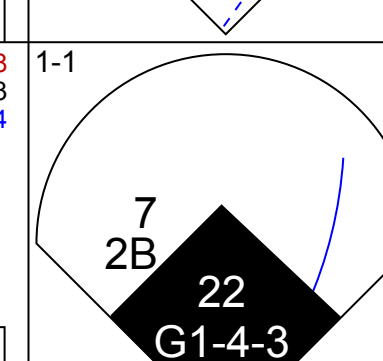
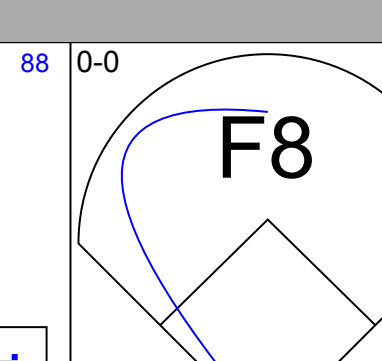


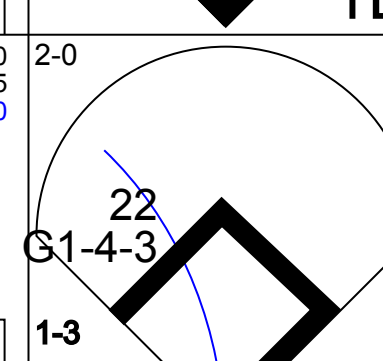
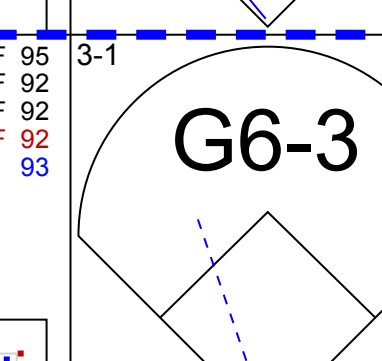


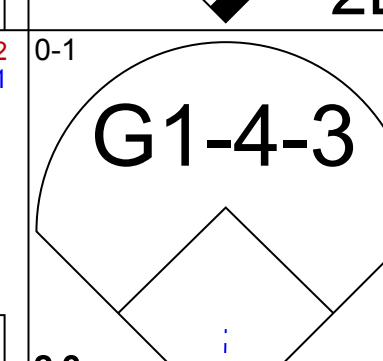
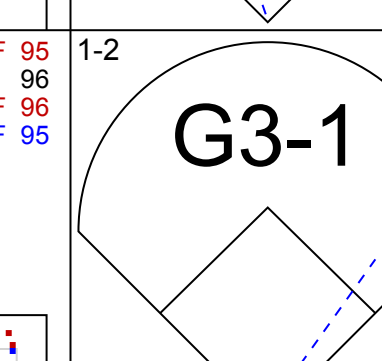


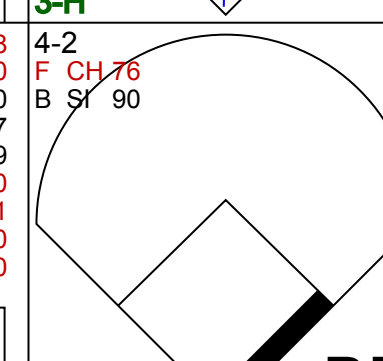



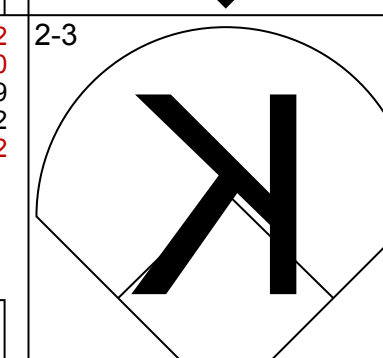


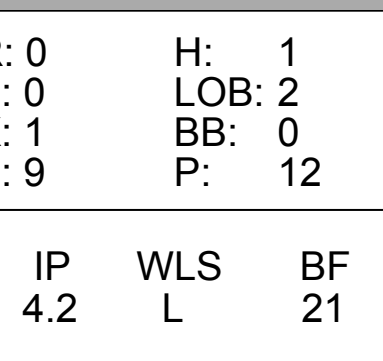
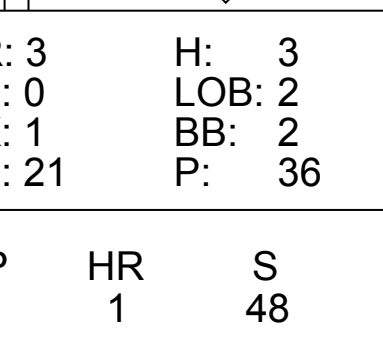
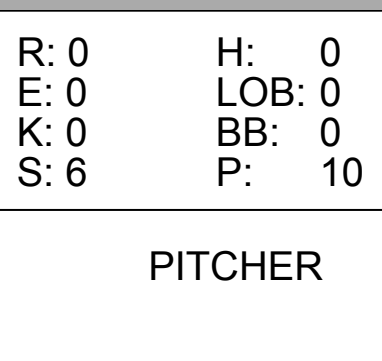

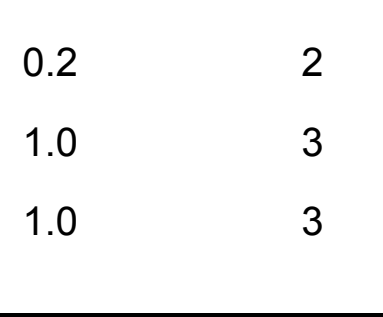



Batter	1	2	3	4	5	6	7	8	9	AB	R	H	RBI	BB	SO	LOB	BOTTOM								
Matt Kata, S OBP: 0.233, SLG: 0.400 (1, 6)	2B 19 PB 1B		G1-3		F8			G6-3		4	1	1	0	0	0	1									
83 Chris Barnwell, R 72 Andy Simunic, R (1, 4) (6, 4)	F9		F9				K	G6-3		2	0	0	0	0	0	1									
John Gall, R OBP: 0.438, SLG: 0.483 Michael Diaz, L OBP: 1.000, SLG: 1.000 (1, 10) (6, PR) (7, 10)	1B 19 PB 2B				F7		1B 19 G6-4-3	1B		3	0	2	0	0	0	0									
19 Mark Saccomanno, R OBP: 0.111, SLG: 0.296 (1, 3)	K				1B 71		G6-4-3	F9		4	0	1	0	0	1	3									
71 Jason Castro, L OBP: 0.250, SLG: 0.250 Jonathon Fixler, R (1, 2) (7, 2)	G6-3				1B G4-6-3			F9		2	0	1	0	0	0	1									
Eli Iorg, R OBP: 0.200, SLG: 0.200 (1, 9)			1B 20 G6-4-3		G4-6-3			G1-3		4	0	1	0	0	1	2									
12 Nicholas Moresi, R OBP: 0.500, SLG: 0.500 (1, 7)	F8				1B 20 G1-3			G4-3		4	0	2	0	0	0	1									
20 David Flores, R Christopher Minaker, R OBP: 0.500, SLG: 0.500 (1, 5) (7, 5)	G6-4-3				1B			1B		2	0	0	0	0	0	2									
Steve Brown, R (1, 8)			F9		K			K		3	0	0	0	0	2	3									
Inning Stats	R: 1 E: 0 K: 1 S: 7	H: 2 LOB: 1 BB: 0 P: 7	R: 0 E: 0 K: 0 S: 3	H: 1 LOB: 0 BB: 0 P: 3	R: 0 E: 0 K: 0 S: 3	H: 0 LOB: 0 BB: 0 P: 3	R: 0 E: 0 K: 0 S: 4	H: 2 LOB: 1 BB: 0 P: 4	R: 0 E: 0 K: 1 S: 6	H: 1 LOB: 1 BB: 0 P: 6	R: 0 E: 0 K: 1 S: 5	H: 1 LOB: 1 BB: 0 P: 5	R: 0 E: 0 K: 1 S: 7	H: 2 LOB: 2 BB: 0 P: 7	R: 0 E: 0 K: 0 S: 4	H: 1 LOB: 1 BB: 0 P: 4	R: 0 E: 0 K: 1 S: 5	H: 0 LOB: 0 BB: 0 P: 5	1B: 9 2B: 1 3B: 0 HR: 0	SF: 0 SAC: 0 DP: 3 HBP: 0	WP: 0 PB: 1 SB: 0 CS: 0	PA: 34			
PITCHER	IP	WLS	BF	H	R	ER	SO	BB	IBB	HBP	BLK	WP	HR	S	P	ERA	WHIP								
49 Jair Jurrjens, R ERA: 2.76 (1, 1)	4.0		15	5	1	0	1	0	0	0	0	0	0	6	6	0.00	1.000								
Rafael Soriano, R ERA: (5, 1)	1.0	H	4	1	0	0	1	0	0	0	0	0	0	6	6	0.00	1.000								
58 Peter Moylan, R ERA: 2.57 (6, 1)	1.0	H	3	1	0	0	1	0	0	0	0	0	0	5	5	0.00	1.000								
34 Eric O'Flaherty, L ERA: 9.31 (7, 1)	1.0	H	5	2	0	0	1	0	0	0	0	0	0	7	7	0.00	2.000								
56 Blaine Boyer, R ERA: 0.87 (8, 1)	1.0	H	4	1	0	0	0	0	0	0	0	0	0	4	4	0.00	1.000								

Atlanta Braves @ Houston Astros
Osceola County Stadium, Kissimmee, FL
Thu Apr 02 2009, 1:05 PM EDT
Attn: 2,449 - Partly Cloudy - 78 F

AB 34
R 1
H 10
RBI 0
BB 0
SO 5
LOB 14



Batter	1	2	3	4	5	6	7	8	9	AB	R	H	RBI	BB	SO	LOB	TOP																			
28 Curtis Granderson, L (1, 8) OBP: 0.444, SLG: 0.769										4	0	1	0	0	1	0	Detroit Tigers @ Atlanta Braves Turner Field, Atlanta, GA Fri Apr 03 2009, 7:10 PM EDT Att: 13,862 - Cloudy - 58 F																			
14 Placido Polanco, R (1, 4) OBP: 0.266, SLG: 0.366										3	0	0	0	0	0	1																				
39 Ramon Santiago, S (7, 4) OBP: 0.370, SLG: 0.375										1	0	1	0	0	0	0																				
30 Magglio Ordonez, R (1, 9) OBP: 0.316, SLG: 0.188										3	0	1	0	0	1	0																				
13 Josh Anderson, L (7, PR) OBP: 0.304, SLG: 0.439										1	1	1	0	0	0	0																				
24 Miguel Cabrera, R (1, 3) OBP: 0.378, SLG: 0.583										3	0	1	0	0	0	0																				
62 Don Kelly, L (7, PR) OBP: 0.315, SLG: 0.393										1	0	0	0	0	0	2																				
9 Carlos Guillen, S (1, 7) OBP: 0.286, SLG: 0.333										2	0	0	0	1	0	1																				
54 Kyle Peter, L (7, 7) OBP: 0.500, SLG: 0.500										1	0	0	0	0	0	2																				
33 Marcus Thames, R (1, 10) OBP: 0.333, SLG: 0.341										3	0	0	0	0	1	2																				
15 Brandon Inge, R (1, 5) OBP: 0.333, SLG: 0.565										3	0	0	0	0	2	1																				
20 Matt Treanor, R (1, 2) OBP: 0.265, SLG: 0.367										3	0	0	0	0	1	0																				
4 Adam Everett, R (1, 6) OBP: 0.218, SLG: 0.315										2	0	0	0	0	1	0																				
19 Jeff Larish, L (8, PH) OBP: 0.346, SLG: 0.485										1	0	0	0	0	0	0																				
64 Justin Henry, L (8, 4)										0	0	0	0	0	0	0																				
Inning Stats	R: 0 E: 0 K: 2 S: 8	H: 0 LOB: 0 BB: 0 P: 11	R: 0 E: 0 K: 0 S: 9	H: 0 LOB: 0 BB: 0 P: 12	R: 0 E: 0 K: 2 S: 8	H: 0 LOB: 0 BB: 0 P: 12	R: 0 E: 0 K: 0 S: 5	H: 0 LOB: 0 BB: 0 P: 5	R: 0 E: 0 K: 1 S: 10	H: 1 LOB: 1 BB: 0 P: 10	R: 1 E: 0 K: 0 S: 8	H: 2 LOB: 1 BB: 0 P: 10	R: 0 E: 0 K: 1 S: 8	H: 0 LOB: 0 BB: 0 P: 12	R: 0 E: 0 K: 0 S: 10	H: 2 LOB: 2 BB: 0 P: 20	1B: 3 2B: 2 3B: 0 HR: 0	SF: 0 SAC: 0 DP: 1 HBP: 0	WP: 0 PB: 0 SB: 1 CS: 0	PA: 32																
PITCHER	IP	WLS	BF	H	R	ER	SO	BB	IBB	HBP	BLK	WP	HR	S	P	ERA	WHIP	PITCHER		IP	WLS	BF	H	R	ER	SO	BB	IBB	HBP	BLK	WP	HR	S	P	ERA	WHIP
33 Javier Vazquez, R (1, 1) ERA: 2.68	4.0	W	12	0	0	0	4	0	0	0	0	0	0	30	40	0.00	0.000	59 Francisley Bueno, L (9, 1) ERA:		1.0	S	5	2	0	0	0	0	0	0	0	0	10	20	0.00	2.000	
51 Michael Gonzalez, L (5, 1) ERA: 5.79	1.0	H	4	0	0	0	1	1	0	0	0	0	0	10	20	0.00	1.000																			
30 Jeff Bennett, R (6, 1) ERA: 7.15	1.0	H	4	1	0	0	1	0	0	0	0	0	0	7	10	0.00	1.000																			
38 Buddy Carlyle, R (7, 1) ERA: 0.9	1.0	H	4	2	1	1	0	0	0	0	0	0	0	8	10	9.00	2.000																			
Jerome Gamble, R (8, 1) ERA:	1.0	H	3	0	0	0	1	0	0	0	0	0	0	8	12	0.00	0.000																			

Batter	1	2	3	4	5	6	7	8	9	AB	R	H	RBI	BB	SO	LOB	BOTTOM																			
19 Yunel Escobar, R (1, 6) OBP: 0.346, SLG: 0.352										1	0	1	0	0	0	0	Detroit Tigers @ Atlanta Braves Turner Field, Atlanta, GA Fri Apr 03 2009, 7:10 PM EDT Att: 13,862 - Cloudy - 58 F																			
75 Brandon Hicks, R (1, PR) OBP: 0.385, SLG: 0.500										2	0	0	0	1	1	1																				
2 Kelly Johnson, L (1, 4) OBP: 0.313, SLG: 0.366										3	1	0	0	1	0	2																				
68 Brooks Conrad, S (9, 4) OBP: 0.225, SLG: 0.342										0	0	0	0	0	0	0																				
4 Omar Infante, R (1, 5) OBP: 0.292, SLG: 0.514										4	1	1	2	0	0	2																				
16 Brian McCann, L (1, 2) OBP: 0.344, SLG: 0.423										3	0	0	0	0	2	2																				
5 Clint Sammons, R (6, 2) OBP: 0.451, SLG: 0.920										1	0	0	0	0	0	0																				
18 Garret Anderson, L (1, 7) OBP: 0.400, SLG: 0.444										3	1	1	0	0	0	0																				
23 Matt Diaz, R (7, 7) OBP: 0.317, SLG: 0.492										0	0	0	0	0	0	0																				
7 Jeff Francoeur, R (1, 9) OBP: 0.385, SLG: 0.415										3	0	1	0	0	0	0																				
87 Reid Gorecki, R (7, 9) OBP: 0.385, SLG: 0.583										0	0	0	0	0	0	0																				
22 Casey Kotchman, L (1, 3) OBP: 0.295, SLG: 0.512										3	0	0	1	0	0	1																				
14 Martin Prado, R (7, 3) OBP: 0.343, SLG: 0.371										0	0	0	0	0	0	0																				
24 Jordan Schafer, L (1, 8) OBP: 0.371, SLG: 0.485										2	0	0	0	1	0	0																				
20 Greg Norton, S (1, 10) OBP: 0.400, SLG: 0.511										2	0	0	0	1	1	2																				
Inning Stats	R: 0 E: 0 K: 1 S: 9	H: 1 LOB: 2 BB: 0 P: 12	R: 0 E: 0 K: 0 S: 7	H: 0 LOB: 0 BB: 0 P: 11	R: 0 E: 0 K: 0 S: 6	H: 0 LOB: 0 BB: 1 P: 13	R: 3 E: 0 K: 1 S: 21	H: 3 LOB: 2 BB: 2 P: 36	R: 0 E: 0 K: 1 S: 8	H: 0 LOB: 1 BB: 1 P: 19	R: 0 E: 0 K: 0 S: 6	H: 0 LOB: 0 BB: 0 P: 10	R: 0 E: 0 K: 1 S: 7	H: 0 LOB: 0 BB: 0 P: 13	R: 0 E: 0 K: 0 S: 6	H: 0 LOB: 0 BB: 0 P: 9	1B: 2 2B: 1 3B: 0 HR: 1	SF: 0 SAC: 0 DP: 1 HBP: 0	WP: 0 PB: 0 SB: 2 CS: 0	PA: 31																
PITCHER	IP	WLS	BF	H	R	ER	SO	BB	IBB	HBP	BLK	WP	HR	S	P	ERA	WHIP	PITCHER		IP	WLS	BF	H	R	ER	SO	BB	IBB	HBP	BLK	WP	HR	S	P	ERA	WHIP
31 Zach Miner, R (1, 1) ERA: 5.86	4.2	L	21	4	3	3	2	4	0	0	0	0	0	4	8	5.79	1.714	59 Francisley Bueno, L (9, 1) ERA:		1.0	S	5	2	0	0	0	0	0	0	10	20	0.00	2.000			
44 Bobby Seay, L (5, 1) ERA: 1.93	0.2		2	0	0	0	1	0	0	0	0	0	0	4	7	0.00	0.000																			
74 Ryan Perry, R (6, 1) ERA: 0.73	0.2		2	0	0	0	0	0	0	0	0	0	0	5	9	0.00	0.000																			
37 Brandon Lyon, R (7, 1) ERA: 5.25	1.0		3	0	0	0	1	0	0	0	0	0	0	7	13	0.00	0.000																			
59 Juan Rincon, R (8, 1) ERA:	1.0		3	0	0	0	0	0	0	0	0	0	0	6	9	0.00	0.000																			

AB	31
R	1
H	5
RBI	0
BB	1
SO	7
LOB	9



Batter	1	2	3	4	5	6	7	8	9	AB	R	H	RBI	BB	SO	LOB	TOP									
28 Curtis Granderson, L (1, 8) OBP: 0.449, SLG: 0.732 54 Kyle Peter, L (6, 8) OBP: 0.333, SLG: 0.333	P6	14 BB IBB	1-2 2-3 3-H BB	1-2 2-3 3-H BB		L3	G3		F9	2	2	0	0	1	2	0	0									
14 Placido Polanco, R (1, 4) OBP: 0.277, SLG: 0.365 64 Justin Henry, L (6, FR) (6, 4)	L5						F7		G4-3	3	3	0	1	1	1	1	3									
30 Magglio Ordonez, R (1, 10) OBP: 0.333, SLG: 0.290 33 Marcus Thames, R (7, PH) OBP: 0.255, SLG: 0.333 (7, 10)		G5-3																								
24 Miguel Cabrera, R (1, 3) OBP: 0.390, SLG: 0.600 62 Don Kelly, L (6, 3) OBP: 0.353, SLG: 0.379	F9																									
9 Carlos Guillen, S (1, 7) OBP: 0.308, SLG: 0.417 34 Ben Guez, R (6, 7) OBP: 1.000, SLG: 1.000																										
12 Gerald Laird, R (1, 2) OBP: 0.418, SLG: 0.520 61 Dane Sardinha, R (7, 2) OBP: 0.313, SLG: 0.400																										
15 Brandon Inge, R (1, 5) OBP: 0.342, SLG: 0.576 19 Jeff Larish, L (6, 5) OBP: 0.342, SLG: 0.478																										
39 Ramon Santiago, S (1, 6) OBP: 0.373, SLG: 0.365																										
13 Josh Anderson, L (1, 9) OBP: 0.324, SLG: 0.443																										
Inning Stats	R: 0 H: 0 E: 0 K: 0 S: 7	H: 0 LOB: 1 BB: 0 P: 14	R: 2 H: 2 E: 1 K: 0 S: 12	H: 2 LOB: 3 BB: 3 P: 27	R: 2 H: 1 E: 0 K: 1 S: 17	H: 1 LOB: 3 BB: 4 P: 36	R: 1 H: 2 E: 0 K: 1 S: 12	H: 2 LOB: 0 BB: 0 P: 22	R: 0 H: 0 E: 0 K: 1 S: 7	H: 0 LOB: 0 BB: 0 P: 9	R: 3 H: 5 E: 0 K: 1 S: 23	H: 5 LOB: 2 BB: 0 P: 36	R: 0 H: 1 E: 0 K: 1 S: 12	H: 1 LOB: 1 BB: 0 P: 15	R: 0 H: 1 E: 0 K: 2 S: 9	H: 1 LOB: 1 BB: 0 P: 14	R: 0 H: 1 E: 0 K: 0 S: 6	H: 1 LOB: 1 BB: 0 P: 9	1B: 10 2B: 2 3B: 0 HR: 1	SF: 0 SAC: 0 DP: 0 HBP: 1	WP: 0 PB: 0 SB: 1 CS: 0	PA: 47				
PITCHER	IP WLS BF H R ER SO BB IBB HBP BLK WP HR S P ERA WHIP	IP WLS BF H R ER SO BB IBB HBP BLK WP HR S P ERA WHIP	IP WLS BF H R ER SO BB IBB HBP BLK WP HR S P ERA WHIP	IP WLS BF H R ER SO BB IBB HBP BLK WP HR S P ERA WHIP	IP WLS BF H R ER SO BB IBB HBP BLK WP HR S P ERA WHIP	IP WLS BF H R ER SO BB IBB HBP BLK WP HR S P ERA WHIP	IP WLS BF H R ER SO BB IBB HBP BLK WP HR S P ERA WHIP	IP WLS BF H R ER SO BB IBB HBP BLK WP HR S P ERA WHIP	IP WLS BF H R ER SO BB IBB HBP BLK WP HR S P ERA WHIP	IP WLS BF H R ER SO BB IBB HBP BLK WP HR S P ERA WHIP	IP WLS BF H R ER SO BB IBB HBP BLK WP HR S P ERA WHIP	IP WLS BF H R ER SO BB IBB HBP BLK WP HR S P ERA WHIP	IP WLS BF H R ER SO BB IBB HBP BLK WP HR S P ERA WHIP	IP WLS BF H R ER SO BB IBB HBP BLK WP HR S P ERA WHIP	IP WLS BF H R ER SO BB IBB HBP BLK WP HR S P ERA WHIP	IP WLS BF H R ER SO BB IBB HBP BLK WP HR S P ERA WHIP	IP WLS BF H R ER SO BB IBB HBP BLK WP HR S P ERA WHIP	IP WLS BF H R ER SO BB IBB HBP BLK WP HR S P ERA WHIP	IP WLS BF H R ER SO BB IBB HBP BLK WP HR S P ERA WHIP	IP WLS BF H R ER SO BB IBB HBP BLK WP HR S P ERA WHIP	IP WLS BF H R ER SO BB IBB HBP BLK WP HR S P ERA WHIP	IP WLS BF H R ER SO BB IBB HBP BLK WP HR S P ERA WHIP	IP WLS BF H R ER SO BB IBB HBP BLK WP HR S P ERA WHIP	IP WLS BF H R ER SO BB IBB HBP BLK WP HR S P ERA WHIP		
11 Kenshin Kawakami, R (1, 1) ERA: 3.09 73 Tommy Hanson, R (3, 1) ERA: 4.08 72 Kris Medlen, R (6, 1) ERA: 4.26	2.2 L 19 3 4 4 4 6 1 1 0 0 0 33 74 13.50 3.375	3.0 H 15 7 4 4 4 0 0 0 0 0 1 43 67 12.00 2.333	3.1 L 13 3 0 0 3 0 0 0 0 0 0 29 41 0.00 0.900																							

Detroit Tigers @ Atlanta Braves
Turner Field, Atlanta, GA
Sat Apr 04 2009, 1:10 PM EDT
Att: 14,223 - Partly Cloudy - 65 F

AB 39
R 8
H 13
RBI 8
BB 7
SO 7
LOB 20



Batter	1	2	3	4	5	6	7	8	9	AB	R	H	RBI	BB	SO	LOB	BOTTOM									
19 Yunel Escobar, R (1, 6) OBP: 0.333, SLG: 0.338 4 Omar Infante, R (6, 6) OBP: 0.301, SLG: 0.521	G4-3																									
2 Kelly Johnson, L (1, 4) OBP: 0.301, SLG: 0.351 68 Brooks Conrad, S (7, 4) OBP: 0.220, SLG: 0.333																										
14 Martin Prado, R (1, 5) OBP: 0.324, SLG: 0.348																										
18 Garret Anderson, L (1, 10) OBP: 0.364, SLG: 0.400 20 Greg Norton, S (6, PH) OBP: 0.396, SLG: 0.490 (7, 10)																										
22 Casey Kotchman, L (1, 3) OBP: 0.298, SLG: 0.500 75 Brandon Hicks, R (7, PR) OBP: 0.407, SLG: 0.500																										
7 Jeff Francoeur, R (1, 9) OBP: 0.382, SLG: 0.478 87 Reid Gorecki, R (6, 9) OBP: 0.400, SLG: 0.643																										
23 Matt Diaz, R (1, 7) OBP: 0.313, SLG: 0.492																										
24 Jordan Schafer, L (1, 8) OBP: 0.378, SLG: 0.471																										
5 Clint Sammons, R (1, 2) OBP: 0.419, SLG: 0.793																										
Inning Stats	R: 0 H: 0 E: 0 K: 1 S: 11	H: 0 LOB: 0 BB: 0 P: 13	R: 0 H: 1 E: 0 K: 0 S: 10	H: 1 LOB: 1 BB: 0 P: 13	R: 0 H: 0 E: 0 K: 1 S: 8	H: 0 LOB: 0 BB: 0 P: 9	R: 0 H: 0 E: 0 K: 1 S: 6	H: 0 LOB: 0 BB: 0 P: 8	R: 2 H: 2 E: 0 K: 0 S: 14	H: 2 LOB: 1 BB: 1 P: 20	R: 0 H: 0 E: 0 K: 1 S: 8	H: 0 LOB: 0 BB: 0 P: 14	R: 0 H: 1 E: 0 K: 2 S: 14	H: 1 LOB: 2 BB: 1 P: 21	R: 0 H: 1 E: 0 K: 0 S: 7	H: 1 LOB: 1 BB: 0 P: 10	R: 2 H: 1 E: 0 K: 0 S: 12	H: 1 LOB: 0 BB: 1 P: 20	1B: 3 2B: 2 3B: 0 HR: 1	SF: 0 SAC: 0 DP: 0 HBP: 0	WP: 0 PB: 0 SB: 0 CS: 0	PA: 36				
PITCHER	IP WLS BF H R ER SO BB IBB HBP BLK WP HR S P ERA WHIP	IP WLS BF H R ER SO BB IBB HBP BLK WP HR S P ERA WHIP	IP WLS BF H R ER SO BB IBB HBP BLK WP HR S P ERA WHIP	IP WLS BF H R ER SO BB IBB HBP BLK WP HR S P ERA WHIP	IP WLS BF H R ER SO BB IBB HBP BLK WP HR S P ERA WHIP	IP WLS BF H R ER SO BB IBB HBP BLK WP HR S P ERA WHIP	IP WLS BF H R ER SO BB IBB HBP BLK WP HR S P ERA WHIP	IP WLS BF H R ER SO BB IBB HBP BLK WP HR S P ERA WHIP	IP WLS BF H R ER SO BB IBB HBP BLK WP HR S P ERA WHIP	IP WLS BF H R ER SO BB IBB HBP BLK WP HR S P ERA WHIP	IP WLS BF H R ER SO BB IBB HBP BLK WP HR S P ERA WHIP	IP WLS BF H R ER SO BB IBB HBP BLK WP HR S P ERA WHIP	IP WLS BF H R ER SO BB IBB HBP BLK WP HR S P ERA WHIP	IP WLS BF H R ER SO BB IBB HBP BLK WP HR S P ERA WHIP	IP WLS BF H R ER SO BB IBB HBP BLK WP HR S P ERA WHIP	IP WLS BF H R ER SO BB IBB HBP BLK WP HR S P ERA WHIP	IP WLS BF H R ER SO BB IBB HBP BLK WP HR S P ERA WHIP	IP WLS BF H R ER SO BB IBB HBP BLK WP HR S P ERA WHIP	IP WLS BF H R ER SO BB IBB HBP BLK WP HR S P ERA WHIP	IP WLS BF H R ER SO BB IBB HBP BLK WP HR S P ERA WHIP	IP WLS BF H R ER SO BB IBB HBP BLK WP HR S P ERA WHIP	IP WLS BF H R ER SO BB IBB HBP BLK WP HR S P ERA WHIP	IP WLS BF H R ER SO BB IBB HBP BLK WP HR S P ERA WHIP	IP WLS BF H R ER SO BB IBB HBP BLK WP HR S P ERA WHIP	IP WLS BF H R ER SO BB IBB HBP BLK WP HR S P ERA WHIP	
48 Rick Porcello, R (1, 1) ERA: 2.3 58 Armando Galarraga, R (3, 1) ERA: 2.84 29 Nate Robertson, L (8, 1) ERA: 6.19	2.0 W 7 4 2 1 5 2 0 0 0 0 1 56 80 1.59 1.059	5.2 H 23 4 2 1 5 2 0 0 0 0 0 1 56 80 1.59 1.059	1.1 L 6 1 2 2 0 1 0 0 0 0 0 13 22 13.50 1.500																							

Detroit Tigers @ Atlanta Braves
Turner Field, Atlanta, GA
Sat Apr 04 2009, 1:10 PM EDT
Att: 14,223 - Partly Cloudy - 65 F

AB 33
R 4
H 6
RBI 3
BB 3
SO 6
LOB 11



Batter	1	2	3	4	5	6	7	8	9	AB	R	H	RBI	BB	SO	LOB	TOP					
2 Kelly Johnson, L (1,4)	F8	F8			K		G4-3			4	0	0	0	0	1	0	Atlanta Braves @ Philadelphia Phillies Citizens Bank Park, Philadelphia, PA Sun Apr 05 2009, 8:00 PM EDT Att. 44,532 - Clear - 60 F					
19 Yunel Escobar, R (1,6)	G6-3				G6-3		G4-3			4	0	1	0	0	0	0						
10 Chipper Jones, S (1,5)	16 HR				K		K			4	1	2	0	0	2	1						
16 Brian McCann, L (1,2)	HR				P5		K			4	1	1	2	0	2	2						
18 Garret Anderson, L (1,7)	G3				G3-1		L7			4	0	1	0	0	0	1						
7 Jeff Francoeur, R (1,9)					L6		G5-3			4	1	1	1	0	1	1						
22 Casey Kotchman, L (1,3)					G4-3		G4-3			4	0	0	0	0	1	1						
24 Jordan Schafer, L (1,8)					HR					3	1	2	1	1	1	0						
32 Derek Lowe, R (1,1)					L9					3	0	0	0	0	2	3						
20 Greg Norton, S (9,PH)										1	0	0	0	0	0	0						
51 Michael Gonzalez, R (9,1)										0	0	0	0	0	0	0						
Inning Stats	R: 2 H: 2 E: 0 K: 0 S: 10	H: 2 LOB: 0 BB: 0 P: 16	R: 2 H: 2 E: 0 K: 2 S: 11	H: 2 LOB: 0 BB: 0 P: 21	R: 0 H: 1 E: 0 K: 1 S: 8	H: 1 LOB: 1 BB: 0 P: 13	R: 0 H: 1 E: 0 K: 0 S: 12	H: 1 LOB: 1 BB: 0 P: 18	R: 0 H: 1 E: 0 K: 2 S: 9	H: 1 LOB: 1 BB: 0 P: 12	R: 0 H: 0 E: 0 K: 1 S: 9	H: 0 LOB: 0 BB: 0 P: 17	R: 0 H: 0 E: 0 K: 2 S: 8	H: 0 LOB: 0 BB: 0 P: 14	R: 0 H: 0 E: 0 K: 1 S: 6	H: 0 LOB: 0 BB: 0 P: 9	1B: 3 2B: 2 3B: 0 HR: 3	SF: 0 SAC: 0 DP: 0 HBP: 0	WP: 0 PB: 0 SB: 0 CS: 0	PA: 36		
PITCHER	IP WLS BF H R ER SO BB IBB HBP BLK WP HR S P ERA WHIP	IP WLS BF H R ER SO BB IBB HBP BLK WP HR S P ERA WHIP	IP WLS BF H R ER SO BB IBB HBP BLK WP HR S P ERA WHIP	IP WLS BF H R ER SO BB IBB HBP BLK WP HR S P ERA WHIP	IP WLS BF H R ER SO BB IBB HBP BLK WP HR S P ERA WHIP	IP WLS BF H R ER SO BB IBB HBP BLK WP HR S P ERA WHIP	IP WLS BF H R ER SO BB IBB HBP BLK WP HR S P ERA WHIP	IP WLS BF H R ER SO BB IBB HBP BLK WP HR S P ERA WHIP	IP WLS BF H R ER SO BB IBB HBP BLK WP HR S P ERA WHIP	IP WLS BF H R ER SO BB IBB HBP BLK WP HR S P ERA WHIP	IP WLS BF H R ER SO BB IBB HBP BLK WP HR S P ERA WHIP	IP WLS BF H R ER SO BB IBB HBP BLK WP HR S P ERA WHIP	IP WLS BF H R ER SO BB IBB HBP BLK WP HR S P ERA WHIP	IP WLS BF H R ER SO BB IBB HBP BLK WP HR S P ERA WHIP	IP WLS BF H R ER SO BB IBB HBP BLK WP HR S P ERA WHIP	IP WLS BF H R ER SO BB IBB HBP BLK WP HR S P ERA WHIP	IP WLS BF H R ER SO BB IBB HBP BLK WP HR S P ERA WHIP	IP WLS BF H R ER SO BB IBB HBP BLK WP HR S P ERA WHIP	IP WLS BF H R ER SO BB IBB HBP BLK WP HR S P ERA WHIP	IP WLS BF H R ER SO BB IBB HBP BLK WP HR S P ERA WHIP	IP WLS BF H R ER SO BB IBB HBP BLK WP HR S P ERA WHIP	IP WLS BF H R ER SO BB IBB HBP BLK WP HR S P ERA WHIP
39 Brett Myers, R (1,1)	6.0	L	27	8	4	4	6	0	0	0	0	0	0	0	0	0	6.00	1.333				
57 Jack Taschner, L (7,1)	1.0		3	0	0	0	1	0	0	0	0	0	0	0	0	0	0.00	0.000				
47 Scott Eyre, L (8,1)	0.2		2	0	0	0	1	0	0	0	0	0	0	0	0	0	0.00	0.000				
37 Chad Durbin, R (8,1)	0.1		1	0	0	0	1	0	0	0	0	0	0	0	0	0	0.00	0.000				
54 Brad Lidge, R (9,1)	1.0		3	0	0	0	1	0	0	0	0	0	0	0	0	0	0.00	0.000				
Batter	1	2	3	4	5	6	7	8	9	AB	R	H	RBI	BB	SO	LOB	BOTTOM					
11 Jimmy Rollins, S (1,6)	G3				F7					4	0	1	0	0	0	2	Atlanta Braves @ Philadelphia Phillies Citizens Bank Park, Philadelphia, PA Sun Apr 05 2009, 8:00 PM EDT Att. 44,532 - Clear - 60 F					
28 Jason Werth, R (1,9)	P4				G5-3		L1			4	0	1	1	0	0	1						
26 Chase Utley, L (1,4)	F9				G3-1					3	0	0	0	1	0	0						
6 Ryan Howard, L (1,3)					K		G6-3			4	0	0	0	0	2	2						
29 Raul Ibanez, L (1,7)					G6-3		G4-3			4	0	0	0	0	1	2						
8 Shane Victorino, S (1,8)					G6-3					3	0	0	0	0	1	0						
7 Pedro Feliz, R (1,5)					P4		K			3	0	0	0	0	2	0						
51 Carlos Ruiz, R (1,2)							G6-3			3	0	1	0	0	0	0						
39 Brett Myers, R (1,1)										1	0	0	0	0	0	0						
19 Greg Dobbs, L (9,PH)										1	0	0	0	0	0	0						
57 Jack Taschner, L (7,1)										0	0	0	0	0	0	0						
47 Scott Eyre, L (8,1)										0	0	0	0	0	0	0						
37 Chad Durbin, R (8,1)										0	0	0	0	0	0	0						
54 Brad Lidge, R (9,1)										0	0	0	0	0	0	0						
4 Eric Bruntlett, R (9,PH)										1	1	1	0	0	0	0						
Inning Stats	R: 0 H: 0 E: 0 K: 0 S: 10	H: 0 LOB: 0 BB: 0 P: 14	R: 0 H: 0 E: 0 K: 1 S: 7	H: 0 LOB: 0 BB: 0 P: 9	R: 0 H: 1 E: 0 K: 0 S: 9	H: 1 LOB: 1 BB: 0 P: 15	R: 0 H: 0 E: 0 K: 0 S: 6	H: 0 LOB: 0 BB: 0 P: 9	R: 0 H: 0 E: 0 K: 2 S: 11	H: 0 LOB: 0 BB: 0 P: 17	R: 0 H: 1 E: 0 K: 0 S: 12	H: 1 LOB: 1 BB: 0 P: 19	R: 0 H: 0 E: 0 K: 0 S: 6	H: 0 LOB: 0 BB: 0 P: 6	R: 0 H: 0 E: 0 K: 1 S: 5	H: 0 LOB: 0 BB: 0 P: 8	R: 1 H: 2 E: 0 K: 2 S: 15	H: 2 LOB: 2 BB: 1 P: 28	1B: 2 2B: 2 3B: 0 HR: 0	SF: 0 SAC: 0 DP: 0 HBP: 0	WP: 0 PB: 0 SB: 0 CS: 0	PA: 32
PITCHER	IP WLS BF H R ER SO BB IBB HBP BLK WP HR S P ERA WHIP	IP WLS BF H R ER SO BB IBB HBP BLK WP HR S P ERA WHIP	IP WLS BF H R ER SO BB IBB HBP BLK WP HR S P ERA WHIP	IP WLS BF H R ER SO BB IBB HBP BLK WP HR S P ERA WHIP	IP WLS BF H R ER SO BB IBB HBP BLK WP HR S P ERA WHIP	IP WLS BF H R ER SO BB IBB HBP BLK WP HR S P ERA WHIP	IP WLS BF H R ER SO BB IBB HBP BLK WP HR S P ERA WHIP	IP WLS BF H R ER SO BB IBB HBP BLK WP HR S P ERA WHIP	IP WLS BF H R ER SO BB IBB HBP BLK WP HR S P ERA WHIP	IP WLS BF H R ER SO BB IBB HBP BLK WP HR S P ERA WHIP	IP WLS BF H R ER SO BB IBB HBP BLK WP HR S P ERA WHIP	IP WLS BF H R ER SO BB IBB HBP BLK WP HR S P ERA WHIP	IP WLS BF H R ER SO BB IBB HBP BLK WP HR S P ERA WHIP	IP WLS BF H R ER SO BB IBB HBP BLK WP HR S P ERA WHIP	IP WLS BF H R ER SO BB IBB HBP BLK WP HR S P ERA WHIP	IP WLS BF H R ER SO BB IBB HBP BLK WP HR S P ERA WHIP	IP WLS BF H R ER SO BB IBB HBP BLK WP HR S P ERA WHIP	IP WLS BF H R ER SO BB IBB HBP BLK WP HR S P ERA WHIP	IP WLS BF H R ER SO BB IBB HBP BLK WP HR S P ERA WHIP	IP WLS BF H R ER SO BB IBB HBP BLK WP HR S P ERA WHIP	IP WLS BF H R ER SO BB IBB HBP BLK WP HR S P ERA WHIP	IP WLS BF H R ER SO BB IBB HBP BLK WP HR S P ERA WHIP
32 Derek Lowe, R (1,1)	8.0	W	26	2	1	1	2	1	0	0	0	0	0	0	0	0	9.00	3.000				
51 Michael Gonzalez, L (9,1)	1.0		6	2	1	1	2	1	0	0	0	0	0	0	0	0	9.00	3.000				

Batter	1	2	3	4	5	6	7	8	9	AB	R	H	RBI	BB	SO	LOB	TOP				
2 Kelly Johnson, L OBP: 0.222, SLG: 0.556										5	1	2	2	0	0	1	Atlanta Braves @ Philadelphia Phillies Citizens Bank Park, Philadelphia, PA Tue Apr 07 2009, 7:05 PM EDT Att: 44,178 - Cloudy - 45 F				
19 Yunel Escobar, R OBP: 0.250, SLG: 0.375										4	0	1	0	0	0	1					
10 Chipper Jones, S OBP: 0.500, SLG: 1.125										4	2	2	1	0	1	0					
16 Brian McCann, L OBP: 0.250, SLG: 0.571										3	0	0	0	1	0	0					
18 Garret Anderson, L OBP: 0.250, SLG: 0.250										4	0	1	0	0	0	1					
7 Jeff Francoeur, R OBP: 0.250, SLG: 0.625										4	1	1	0	0	0	3					
22 Casey Kotchman, L OBP: 0.125, SLG: 0.125										4	0	1	0	0	0	3					
24 Jordan Schafer, L OBP: 0.500, SLG: 0.833										3	0	0	0	1	1	2					
49 Jair Jurgens, R										2	0	0	0	0	0	0					
30 Jeff Bennett, R										0	0	0	0	0	0	0					
34 Eric O'Flaherty, L										0	0	0	0	0	0	0					
Rafael Soriano, R										0	0	0	0	0	0	0					
20 Greg Norton, S										1	0	0	0	0	1	0					
51 Michael Gonzalez, R										0	0	0	0	0	0	0					
Inning Stats	R: 2 H: 3 E: 0 K: 0 S: 13	L: 2 LOB: 2 BB: 0 P: 17	R: 0 H: 0 E: 0 K: 0 S: 8	H: 0 LOB: 1 BB: 1 P: 14	R: 0 H: 0 E: 0 K: 1 S: 6	H: 0 LOB: 0 BB: 0 P: 8	R: 1 H: 4 E: 0 K: 1 S: 17	H: 4 LOB: 2 BB: 0 P: 24	R: 1 H: 1 E: 0 K: 0 S: 8	L: 1 LOB: 1 BB: 1 P: 15	R: 0 H: 0 E: 0 K: 0 S: 13	H: 0 LOB: 0 BB: 0 P: 10	R: 0 H: 0 E: 0 K: 0 S: 11	H: 0 LOB: 0 BB: 0 P: 16	R: 0 H: 0 E: 0 K: 2 S: 8	H: 0 LOB: 0 BB: 0 P: 11	1B: 5 2B: 1 3B: 0 HR: 2	SF: 0 SAC: 1 DP: 0 HBP: 0	WP: 0 PB: 0 SB: 0 CS: 0	PA: 37	
PITCHER	IP WLS BF H R ER SO BB IBB HBP BLK WP HR S P ERA WHIP	5.0 L 25 8 4 4 2 2 0 0 0 0 0 2 52 78 7.20 2.000	1.0 3 0 0 0 0 0 0 0 0 0 0 0 13 21 0.00 0.000	2.0 6 0 0 0 0 0 0 0 0 0 0 0 18 26 0.00 0.000	1.0 3 0 0 0 2 0 0 0 0 0 0 0 8 11 0.00 0.000																

AB 34
R 4
H 8
RBI 3
BB 2
SO 4
LOB 13



Batter	1	2	3	4	5	6	7	8	9	AB	R	H	RBI	BB	SO	LOB	BOTTOM					
11 Jimmy Rollins, S OBP: 0.111, SLG: 0.111										5	0	0	0	0	0	3	Atlanta Braves @ Philadelphia Phillies Citizens Bank Park, Philadelphia, PA Tue Apr 07 2009, 7:05 PM EDT Att: 44,178 - Cloudy - 45 F					
8 Shane Victorino, S										4	0	0	0	1	1	0						
26 Chase Utley, L OBP: 0.375, SLG: 0.286										4	0	2	0	0	1	2						
6 Ryan Howard, L OBP: 0.250, SLG: 0.250										4	0	2	0	0	0	3						
28 Jayson Werth, R OBP: 0.125, SLG: 0.125										4	0	0	0	0	1	3						
29 Raul Ibanez, L OBP: 0.125, SLG: 0.250										4	0	1	0	0	0	0						
7 Pedro Feliz, R										2	0	0	0	2	0	1						
51 Carlos Ruiz, R OBP: 0.286, SLG: 0.429										4	0	1	0	0	0	2						
50 Jamie Moyer, L										0	0	0	0	1	0	0						
9 Miguel Cairo, R										1	0	0	0	0	0	0						
61 Chan Ho Park, R										0	0	0	0	0	0	0						
12 Matt Stairs, L										0	0	0	0	0	2	0						
57 Jack Taschner, L										0	0	0	0	0	0	0						
55 Clay Condrey, R										0	0	0	0	0	0	0						
4 Eric Bruntlett, R OBP: 0.100, SLG: 1.000										1	0	0	0	0	0	0						
Inning Stats	R: 0 H: 2 E: 0 K: 0 S: 15	L: 2 LOB: 2 BB: 0 P: 22	R: 0 H: 1 E: 0 K: 0 S: 11	H: 1 LOB: 1 BB: 1 P: 24	R: 0 H: 1 E: 0 K: 2 S: 11	H: 1 LOB: 0 BB: 0 P: 15	R: 0 H: 0 E: 0 K: 0 S: 6	H: 0 LOB: 0 BB: 0 P: 8	R: 0 H: 0 E: 1 K: 0 S: 7	L: 0 LOB: 2 BB: 1 P: 16	R: 0 H: 1 E: 0 K: 0 S: 11	H: 1 LOB: 1 BB: 1 P: 22	R: 0 H: 1 E: 0 K: 0 S: 8	H: 1 LOB: 0 BB: 0 P: 13	R: 0 H: 0 E: 0 K: 1 S: 10	L: 1 LOB: 1 BB: 1 P: 20	R: 0 H: 0 E: 0 K: 0 S: 6	H: 0 LOB: 0 BB: 0 P: 9	1B: 5 2B: 1 3B: 0 HR: 0	SF: 0 SAC: 0 DP: 0 HBP: 0	WP: 0 PB: 0 SB: 0 CS: 0	PA: 38
PITCHER	IP WLS BF H R ER SO BB IBB HBP BLK WP HR S P ERA WHIP	5.2 W 25 1 1 0 0 0 3 0 0 0 0 0 0 0 2 4 0.00 1.235	0.0 1 1 0 0 0 0 0 0 0 0 0 0 0 0 2 4 0.00 0.750	1.1 H 5 1 0 0 0 0 0 0 0 0 0 0 0 12 20 0.00 1.000	1.0 4 0 0 0 1 1 0 0 0 0 0 0 0 10 20 0.00 1.000	1.0 3 0 0 0 0 0 0 0 0 0 0 0 0 6 9 0.00 0.000																

AB 34
R 0
H 6
RBI 0
BB 4
SO 3
LOB 16



Batter	1	2	3	4	5	6	7	8	9	10	AB	R	H	RBI	BB	SO	LOB	TOP
85 Lastings Milledge, R OBP: 0.250, SLG: 0.143											5	0	2	1	0	1	4	Washington Nationals @ Atlanta Braves Turner Field, Atlanta, GA Fri Apr 10 2009, 7:30 PM EDT Att: 48,327 - Overcast - 73 F
15 Cristian Guzman, S OBP: 0.421, SLG: 0.474											5	1	2	1	0	1	6	
11 Ryan Zimmerman, R OBP: 0.200, SLG: 0.400											6	1	2	2	0	2	4	
44 Adam Dunn, L OBP: 0.526, SLG: 0.615											3	0	1	1	3	1	1	
24 Nick Johnson, L OBP: 0.429											6	1	1	0	0	3	6	
34 Elijah Dukes, R OBP: 0.462, SLG: 0.364											6	0	3	0	0	1	4	
3 Jesus Flores, R OBP: 0.500, SLG: 0.545											3	0	1	0	1	1	3	
22 Willie Harris, L 12 Alberto Gonzalez, R OBP: 1.000, SLG: 2.000											2	1	0	0	1	1	2	
38 Shevon Martin, R 7 Josh Bell, L 41 Wilfredo Ledezma, L 40 Julian Tavarez, L 16 Josh Willingham, R 22 Steven Shell, R 58 Mike Hincley, R 25 Austin Sheff, R 62 Jeff Bennett, R 23 Will Narvese, R 97 Joe Beigel, L											1	1	1	0	0	0	0	
Inning Stats	R: 0 E: 0 K: 3 S: 13	H: 1 LOB: 1 BB: 0 P: 19	R: 0 E: 0 K: 1 S: 8	H: 1 LOB: 1 BB: 0 P: 12	R: 1 E: 0 K: 2 S: 14	H: 2 LOB: 3 BB: 1 P: 28	R: 0 E: 0 K: 1 S: 18	H: 2 LOB: 3 BB: 1 P: 28	R: 0 E: 0 K: 1 S: 10	H: 0 LOB: 0 BB: 0 P: 14	R: 1 E: 0 K: 2 S: 7	H: 3 LOB: 3 BB: 1 P: 16	R: 0 E: 0 K: 1 S: 7	H: 0 LOB: 1 BB: 1 P: 16	1B: 11 2B: 3 3B: 0 HR: 0	SF: 0 SAC: 2 DP: 2 HBP: 2	WP: 0 PB: 1 SB: 0 CS: 0	
PITCHER	IP 3.0	WLS 3	BF 16	H 4	R 1	ER 1	SO 6	BB 1	IBB 0	HBP 1	BLK 0	WP 0	HR 0	S 37	P 65	ERA 3.00	WHIP 1.667	
32 Derek Lowe, R ERA: 0.82																		
38 Buddy Carlyle, R ERA: 6.75																		
58 Peter Moylan, R ERA: 6.75																		
34 Eric O'Flaherty, L ERA: 9.0																		
30 Jeff Bennett, R ERA: 9.0																		
PITCHER	IP 1.0	WLS 0	BF 5	H 1	R 0	ER 0	SO 0	BB 1	IBB 0	HBP 0	BLK 0	WP 0	HR 0	S 7	P 15	ERA 0.00	WHIP 2.000	
51 Michael Gonzalez, L ERA: 5.4																		
57 Jorge Campillo, R ERA: 5.4																		



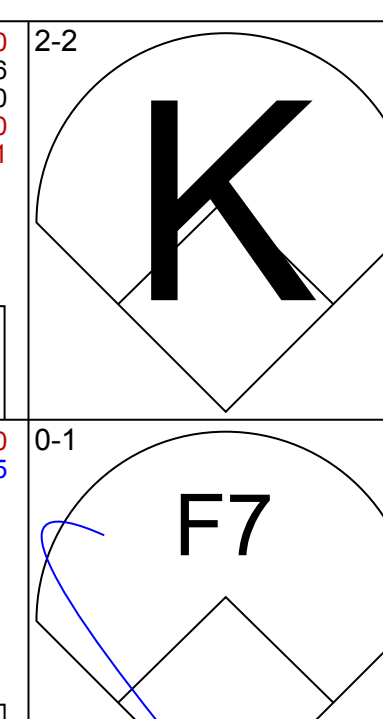
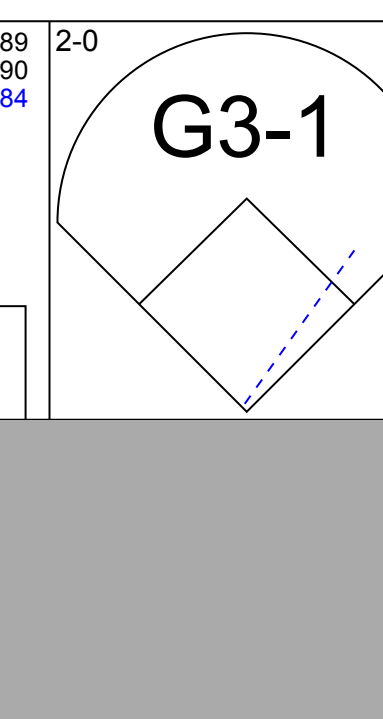
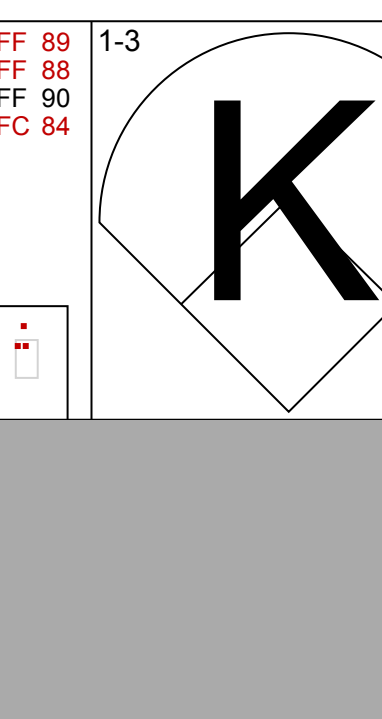
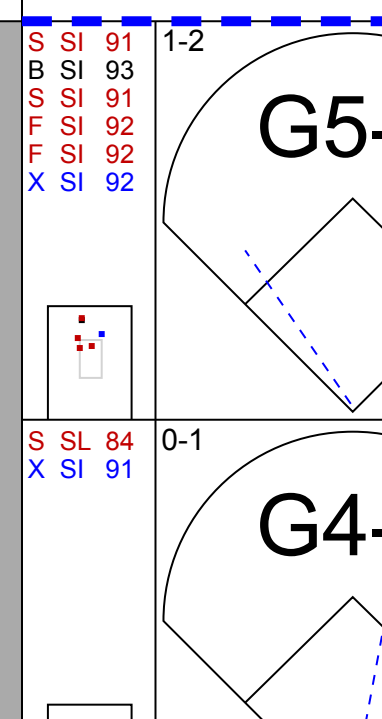
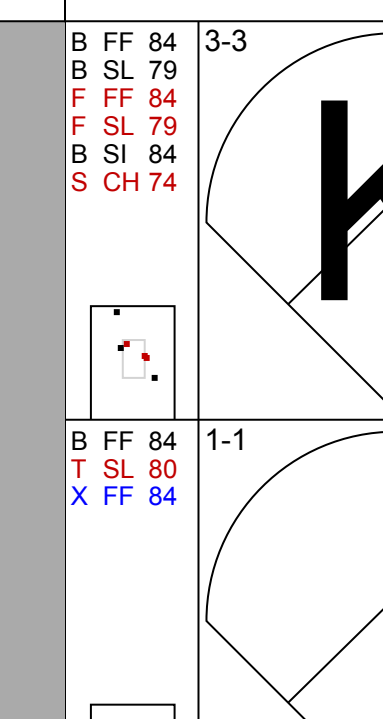
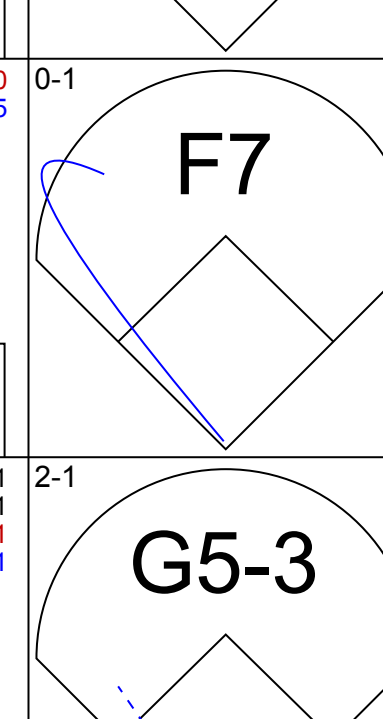
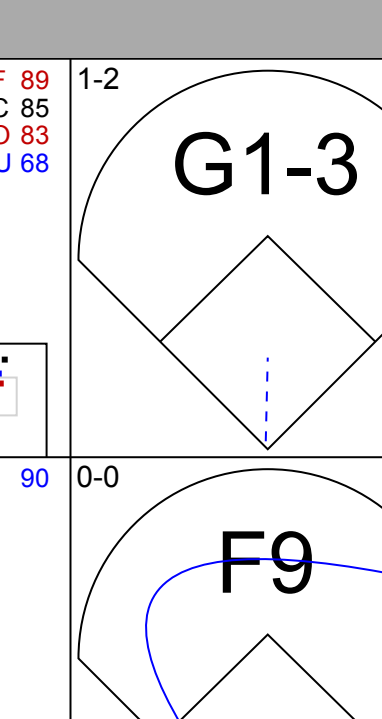
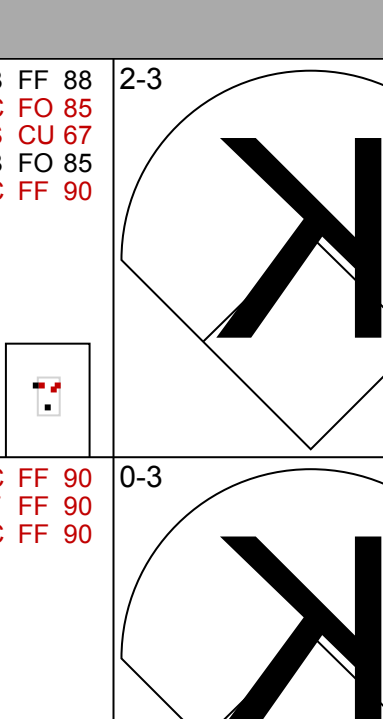
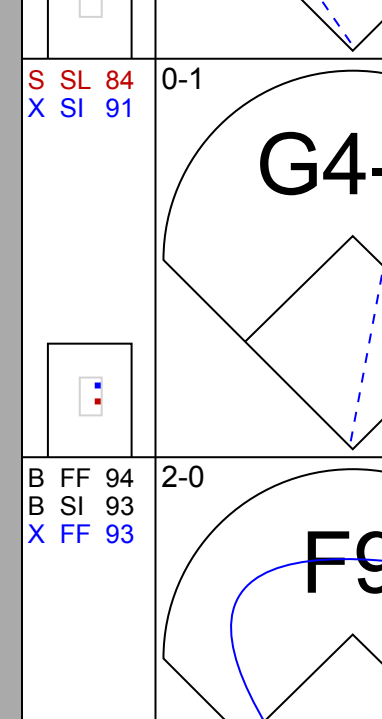
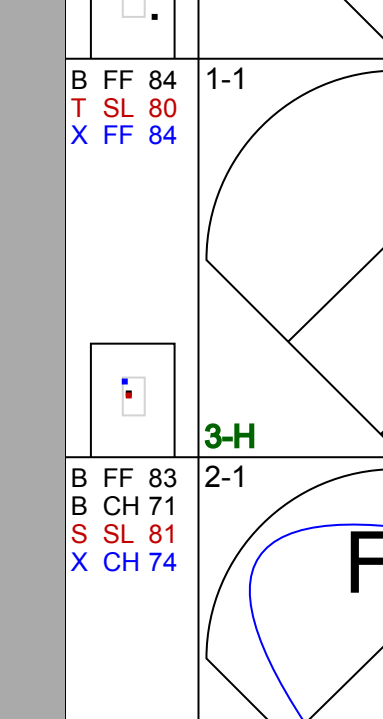
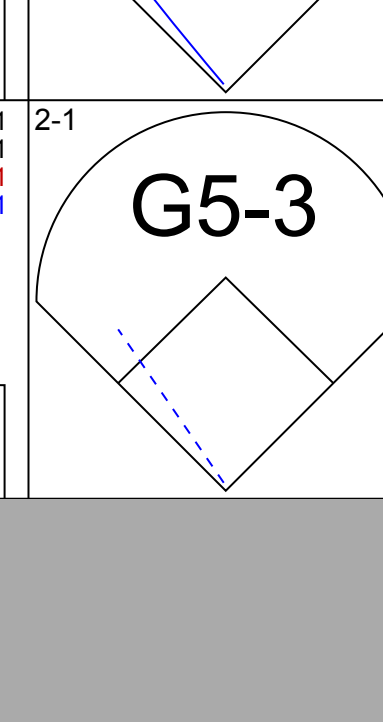
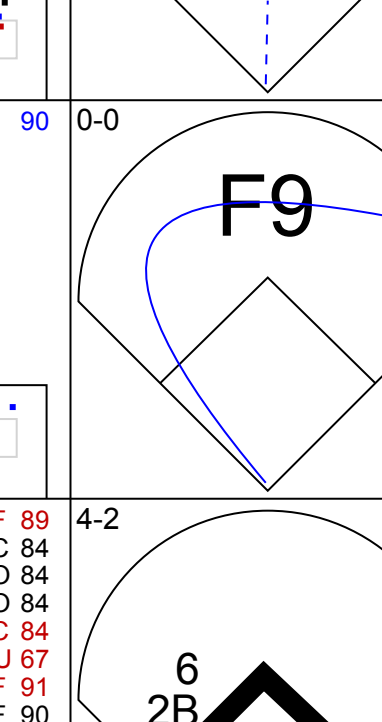
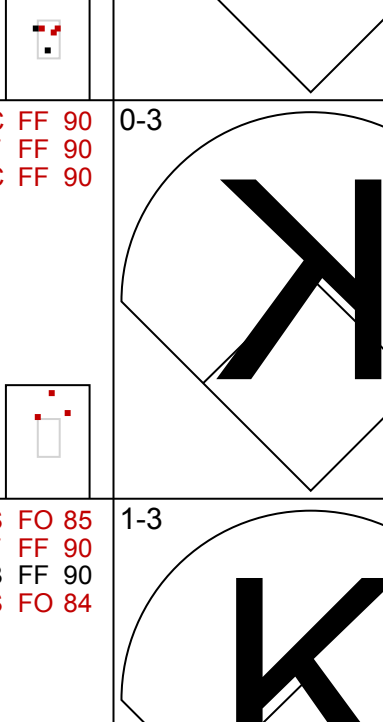
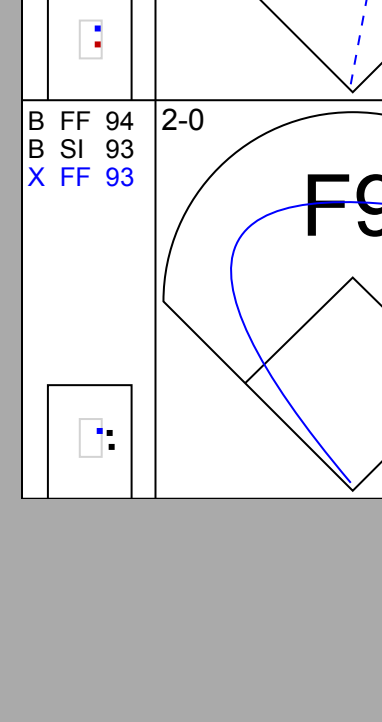
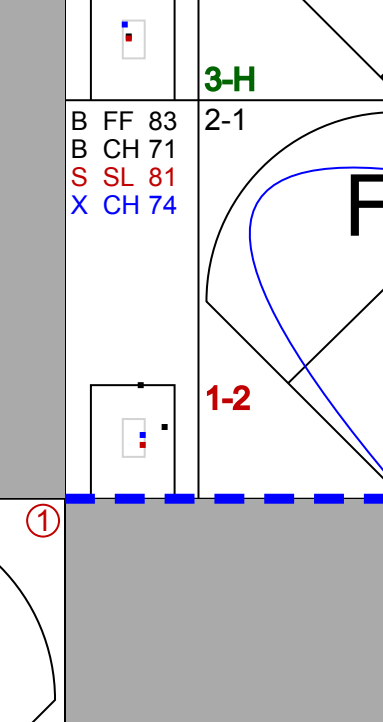
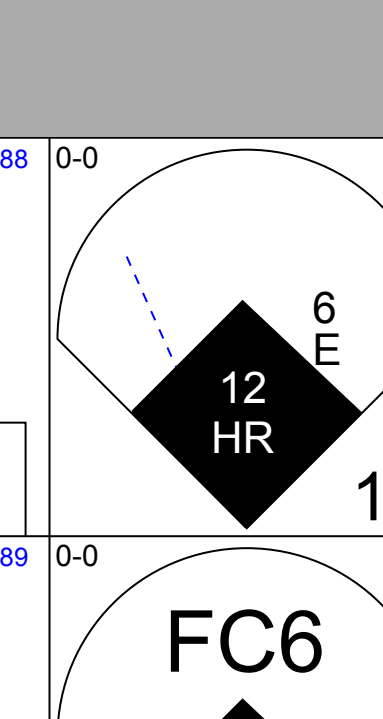
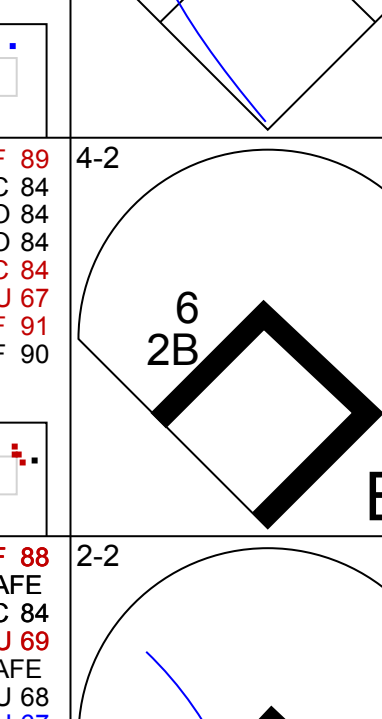
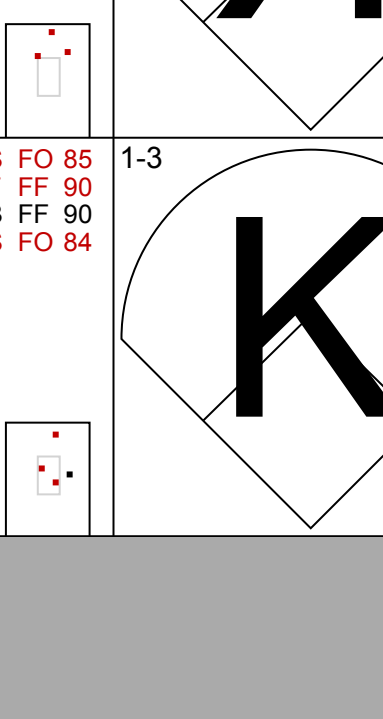
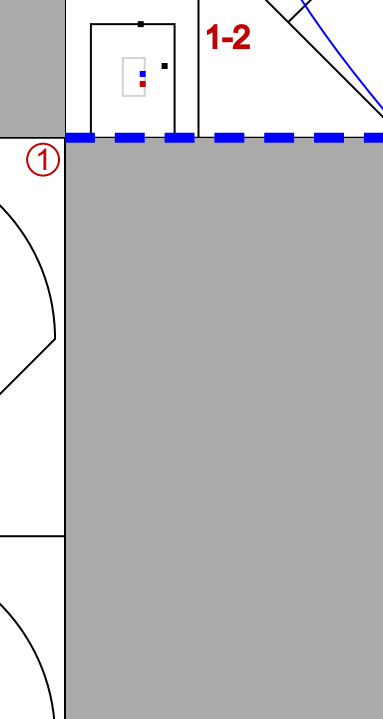
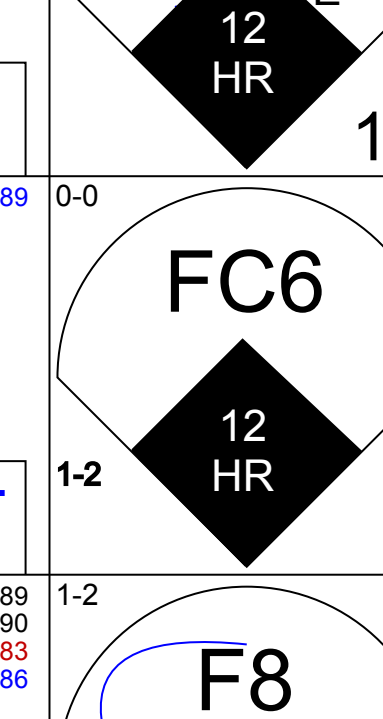
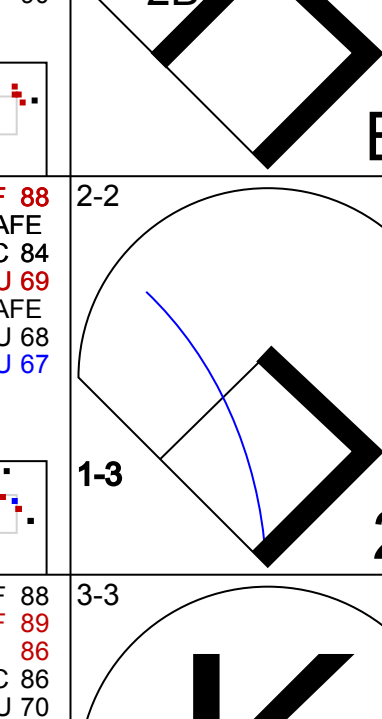

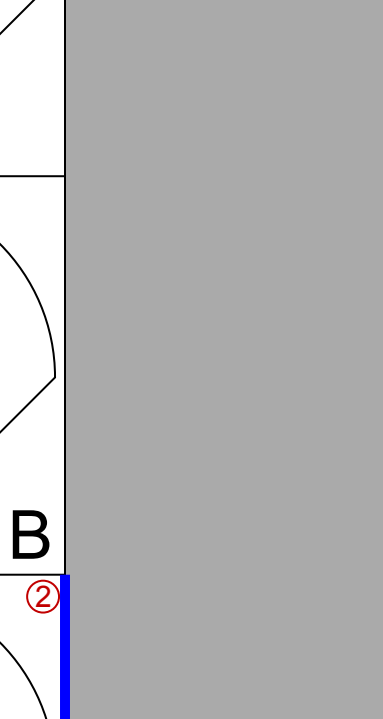
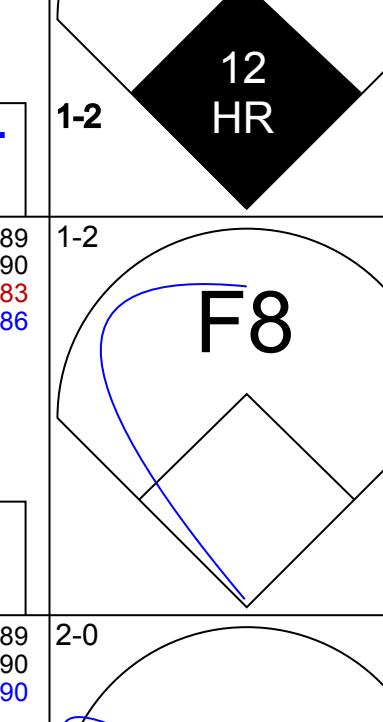
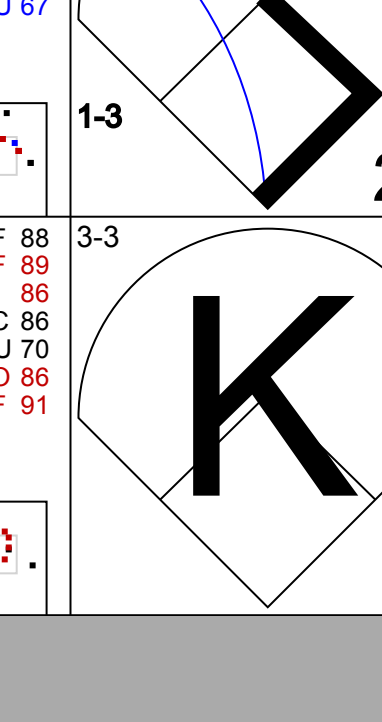

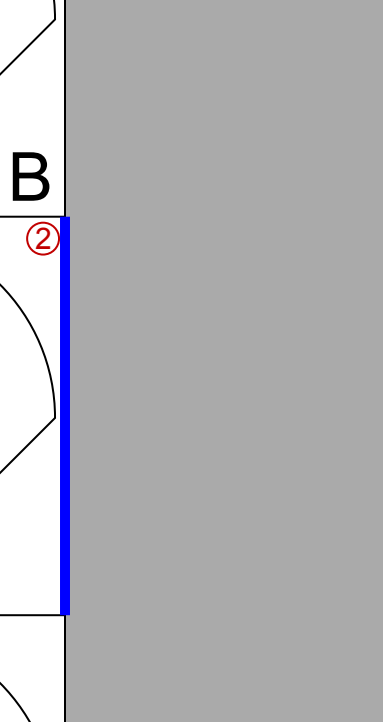

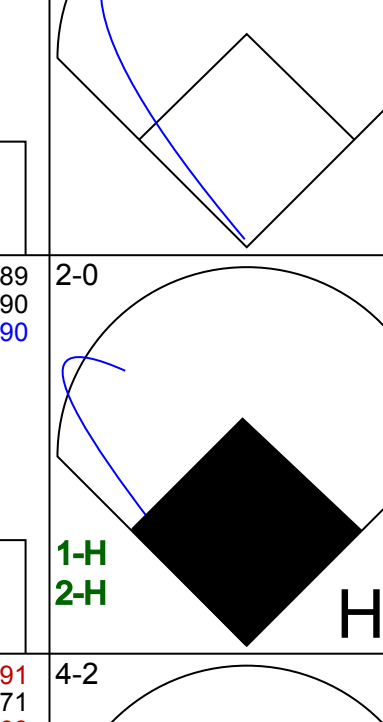

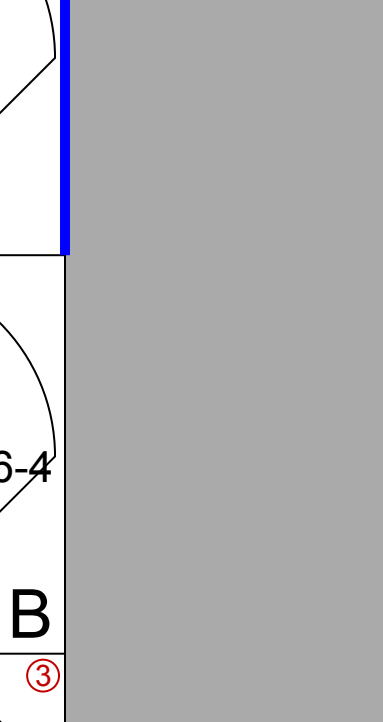
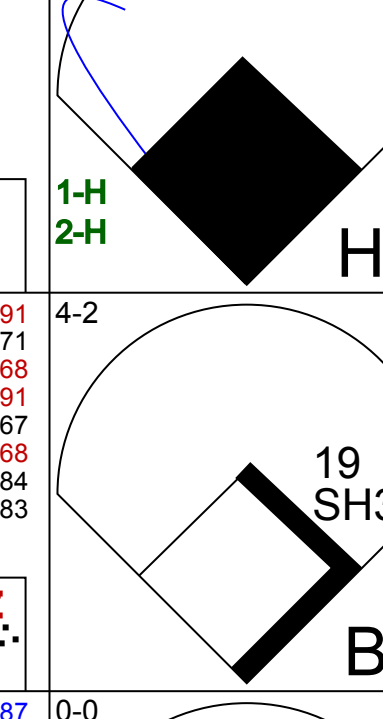

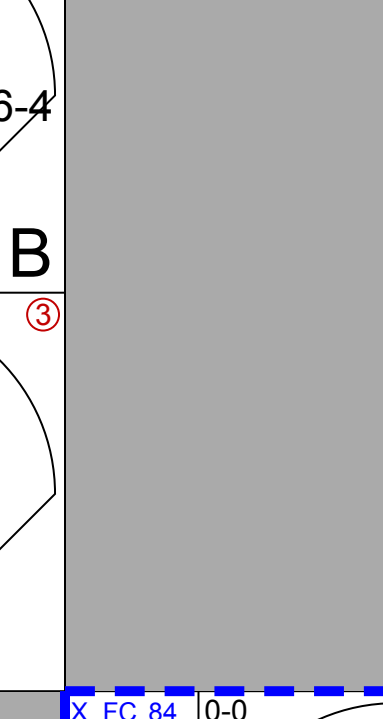

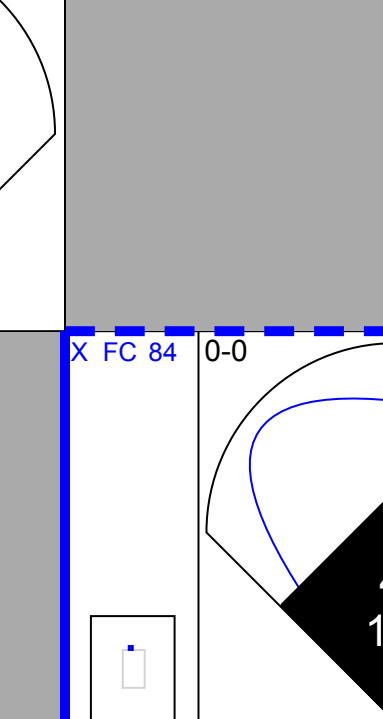
Batter	1	2	3	4	5	6	7	8	9	10	AB	R	H	RBI	BB	SO	LOB	BOTTOM
2 Kelly Johnson, L OBP: 0.350, SLG: 0.500											5	1	3	1	1	0	1	Washington Nationals @ Atlanta Braves Turner Field, Atlanta, GA Fri Apr 10 2009, 7:30 PM EDT Att: 48,327 - Overcast - 73 F
19 Yunel Escobar, R OBP: 0.389, SLG: 0.667											5	2	3	3	0	0	1	
10 Chipper Jones, S OBP: 0.462, SLG: 0.633											4	0	1	0	1	1	0	
16 Brian McCann, L OBP: 0.444, SLG: 1.000											4	1	3	1	0	0	1	
22 Casey Kotchman, L OBP: 0.333, SLG: 0.313											3	0	1	0	1	0	2	
7 Jeff Francoeur, R OBP: 0.222, SLG: 0.389											5	0	1	1	0	2	5	
23 Matt Diaz, R OBP: 0.500, SLG: 0.857											3	0	0	0	2	1	5	
57 Jorge Campillo, R ERA: 5.4											0	0	0	0	0	0	0	
24 Jordan Schaffer, L OBP: 0.444, SLG: 0.733											5	2	2	0	0	2	2	
32 Derek Lowe, R 38 Buddy Carlyle, L 58 Peter Moylan, R 34 Eric O'Flaherty, L 20 Greg Norton, S 30 Jeff Bennett, R Rafael Soriano, R 16 Camp Johnson, L 61 Michael Espinoza, R 4 Omar Infante, R											1	0	0	0	0	0	0	
Inning Stats	R: 0 E: 0 K: 0 S: 7	H: 1 LOB: 1 BB: 0 P: 10	R: 0 E: 0 K: 0 S: 10	H: 1 LOB: 1 BB: 0 P: 16	R: 3 E: 0 K: 1 S: 12	H: 3 LOB: 1 BB: 1 P: 22	R: 0 E: 0 K: 3 S: 10	H: 0 LOB: 1 BB: 1 P: 16	R: 1 E: 0 K: 1 S: 11	H: 2 LOB: 2 BB: 1 P: 21	R: 0 E: 0 K: 0 S: 8	H: 1 LOB: 2 BB: 0 P: 11	R: 0 E: 0 K: 0 S: 9	H: 2 LOB: 1 BB: 0 P: 12	1B: 9 2B: 4 3B: 0 HR: 1	SF: 1 SAC: 1 DP: 1 HBP: 1	WP: 1 PB: 1 SB: 0 CS: 0	PA: 46
PITCHER	IP 3.0	WLS 3	BF 14	H 5	R 3	ER 3	SO 1	BB 1	IBB 0	HBP 0	BLK 0	WP 0	HR 0	S 19	P 48	ERA 9.00	WHIP 2.000	
39 Shairon Martin, R ERA: 9.0																		
41 Wilfredo Ledezma, L ERA: 10.13																		
50 Julian Tavarez, R ERA: 4.18																		
59 Steven Shell, R ERA: 3.38																		
58 Mike Hincley, L ERA: 5.75																		



Batter	1	2	3	4	5	6	7	8	9	AB	R	H	RBI	BB	SO	LOB	TOP			
85 Lastings Milledge, R OBP: 0.200, SLG: 0.111										4	0	0	0	0	3	2	Washington Nationals @ Atlanta Braves Turner Field, Atlanta, GA Sat Apr 11 2009, 7:00 PM EDT Att: 34,325 - Cloudy - 60 F			
15 Cristian Guzman, S OBP: 0.435, SLG: 0.522										4	1	2	0	0	0	0				
11 Ryan Zimmerman, R (1,5)										3	2	1	2	1	1	1				
44 Adam Dunn, L OBP: 0.522, SLG: 0.533										2	0	0	0	2	2	0				
24 Nick Johnson, L OBP: 0.388, SLG: 0.389										4	0	1	1	0	0	2				
25 Austin Kearns, R OBP: 0.385, SLG: 0.500										3	0	0	0	1	1	0				
3 Jesus Flores, R OBP: 0.375, SLG: 0.400										4	0	0	0	0	3	1				
22 Willie Harris, L OBP: 0.364, SLG: 0.125										2	0	1	0	1	1	0				
16 Josh Willingham, R (9, PH)										1	0	0	0	0	1	0				
31 John Lannan, L (1,1)										2	0	0	0	0	1	3				
7 John Bard, S (7, PH)										1	0	0	0	0	1	0				
58 Mike Hinckley, R (7,1)										0	0	0	0	0	0	0				
50 Julian Tavaréz, L (7,1)										0	0	0	0	0	0	0				
38 Joel Hanrahan, R (8,1)										0	0	0	0	0	0	0				
Inning Stats	R: 1 E: 0 K: 0 S: 8	H: 1 LOB: 2 BB: 2 P: 19	R: 0 E: 0 K: 3 S: 11	H: 1 LOB: 1 BB: 0 P: 16	R: 2 E: 0 K: 2 S: 10	H: 2 LOB: 0 BB: 0 P: 15	R: 0 E: 0 K: 2 S: 11	H: 0 LOB: 0 BB: 2 P: 20	R: 0 E: 0 K: 1 S: 6	H: 0 LOB: 0 BB: 0 P: 11	R: 0 E: 0 K: 3 S: 9	H: 0 LOB: 0 BB: 0 P: 13	R: 0 E: 0 K: 1 S: 6	H: 1 LOB: 1 BB: 1 P: 16	R: 0 E: 0 K: 2 S: 9	H: 0 LOB: 0 BB: 0 P: 13	1B: 3 2B: 1 3B: 0 HR: 1	SF: 0 SAC: 0 DP: 0 HBP: 0	WP: 0 PB: 0 SB: 0 CS: 0	PA: 35
PITCHER	IP WLS BF H R ER SO BB IBB HBP BLK WP HR S P ERA WHIP	IP WLS BF H R ER SO BB IBB HBP BLK WP HR S P ERA WHIP	IP WLS BF H R ER SO BB IBB HBP BLK WP HR S P ERA WHIP	IP WLS BF H R ER SO BB IBB HBP BLK WP HR S P ERA WHIP	IP WLS BF H R ER SO BB IBB HBP BLK WP HR S P ERA WHIP	IP WLS BF H R ER SO BB IBB HBP BLK WP HR S P ERA WHIP	IP WLS BF H R ER SO BB IBB HBP BLK WP HR S P ERA WHIP	IP WLS BF H R ER SO BB IBB HBP BLK WP HR S P ERA WHIP	IP WLS BF H R ER SO BB IBB HBP BLK WP HR S P ERA WHIP	IP WLS BF H R ER SO BB IBB HBP BLK WP HR S P ERA WHIP	IP WLS BF H R ER SO BB IBB HBP BLK WP HR S P ERA WHIP	IP WLS BF H R ER SO BB IBB HBP BLK WP HR S P ERA WHIP	IP WLS BF H R ER SO BB IBB HBP BLK WP HR S P ERA WHIP	IP WLS BF H R ER SO BB IBB HBP BLK WP HR S P ERA WHIP	IP WLS BF H R ER SO BB IBB HBP BLK WP HR S P ERA WHIP	IP WLS BF H R ER SO BB IBB HBP BLK WP HR S P ERA WHIP	IP WLS BF H R ER SO BB IBB HBP BLK WP HR S P ERA WHIP			

Batter	1	2	3	4	5	6	7	8	9	AB	R	H	RBI	BB	SO	LOB	BOTTOM			
2 Kelly Johnson, L (1,4)										4	2	3	3	0	1	0	Washington Nationals @ Atlanta Braves Turner Field, Atlanta, GA Sat Apr 11 2009, 7:00 PM EDT Att: 34,325 - Cloudy - 60 F			
19 Yunel Escobar, R OBP: 0.478, SLG: 0.667										3	0	2	1	2	0	1				
10 Chipper Jones, S OBP: 0.389, SLG: 0.647										5	0	1	1	0	1	4				
16 Brian McCann, L OBP: 0.364, SLG: 0.789										4	0	0	0	0	0	3				
7 Jeff Francoeur, R OBP: 0.227, SLG: 0.333										3	0	0	0	1	0	1				
23 Matt Diaz, R OBP: 0.500, SLG: 0.700										3	0	1	0	1	0	1				
22 Casey Kotchman, L OBP: 0.318, SLG: 0.300										4	1	1	0	0	0	1				
24 Jordan Schafer, L OBP: 0.500, SLG: 0.842										4	2	3	0	0	0	0				
11 Kenshin Kawakami, R (1,1)										2	0	0	0	0	0	5				
14 Martin Prado, R (6, PH)										1	0	0	0	0	0	0				
58 Mike Hinckley, L (7,1)										0	0	0	0	0	0	0				
50 Julian Tavaréz, R (7,1)										0	0	0	0	0	0	0				
20 Greg Norton, S (8, PH)										1	0	0	0	0	0	1				
51 Michael Gonzalez, R (9,1)										0	0	0	0	0	0	0				
Inning Stats	R: 0 E: 0 K: 1 S: 5	H: 2 LOB: 3 BB: 1 P: 11	R: 0 E: 0 K: 0 S: 13	H: 2 LOB: 1 BB: 1 P: 19	R: 1 E: 0 K: 1 S: 8	H: 1 LOB: 1 BB: 1 P: 17	R: 3 E: 0 K: 0 S: 19	H: 5 LOB: 2 BB: 0 P: 27	R: 0 E: 0 K: 0 S: 6	H: 0 LOB: 0 BB: 0 P: 10	R: 0 E: 0 K: 1 S: 9	H: 1 LOB: 1 BB: 0 P: 13	R: 0 E: 0 K: 0 S: 6	H: 0 LOB: 1 BB: 1 P: 14	R: 1 E: 0 K: 1 S: 11	H: 2 LOB: 2 BB: 0 P: 20	1B: 7 2B: 3 3B: 0 HR: 1	SF: 0 SAC: 0 DP: 1 HBP: 1	WP: 0 PB: 0 SB: 0 CS: 0	PA: 39
PITCHER	IP WLS BF H R ER SO BB IBB HBP BLK WP HR S P ERA WHIP	IP WLS BF H R ER SO BB IBB HBP BLK WP HR S P ERA WHIP	IP WLS BF H R ER SO BB IBB HBP BLK WP HR S P ERA WHIP	IP WLS BF H R ER SO BB IBB HBP BLK WP HR S P ERA WHIP	IP WLS BF H R ER SO BB IBB HBP BLK WP HR S P ERA WHIP	IP WLS BF H R ER SO BB IBB HBP BLK WP HR S P ERA WHIP	IP WLS BF H R ER SO BB IBB HBP BLK WP HR S P ERA WHIP	IP WLS BF H R ER SO BB IBB HBP BLK WP HR S P ERA WHIP	IP WLS BF H R ER SO BB IBB HBP BLK WP HR S P ERA WHIP	IP WLS BF H R ER SO BB IBB HBP BLK WP HR S P ERA WHIP	IP WLS BF H R ER SO BB IBB HBP BLK WP HR S P ERA WHIP	IP WLS BF H R ER SO BB IBB HBP BLK WP HR S P ERA WHIP	IP WLS BF H R ER SO BB IBB HBP BLK WP HR S P ERA WHIP	IP WLS BF H R ER SO BB IBB HBP BLK WP HR S P ERA WHIP	IP WLS BF H R ER SO BB IBB HBP BLK WP HR S P ERA WHIP	IP WLS BF H R ER SO BB IBB HBP BLK WP HR S P ERA WHIP	IP WLS BF H R ER SO BB IBB HBP BLK WP HR S P ERA WHIP			

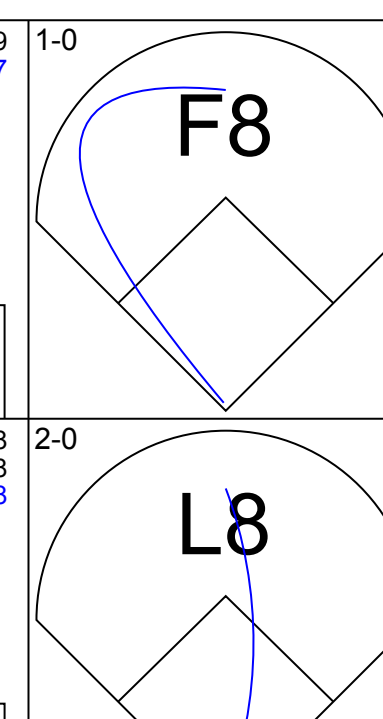
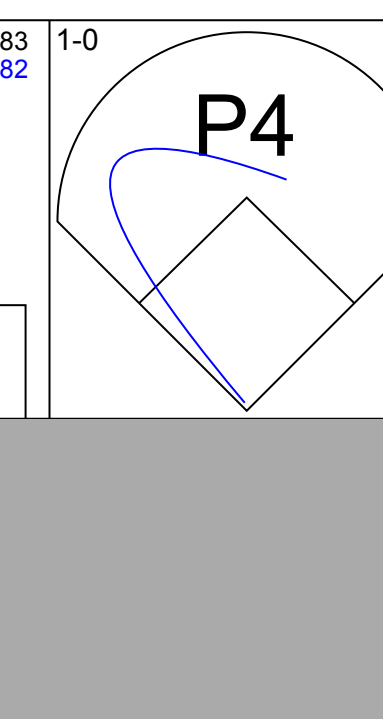
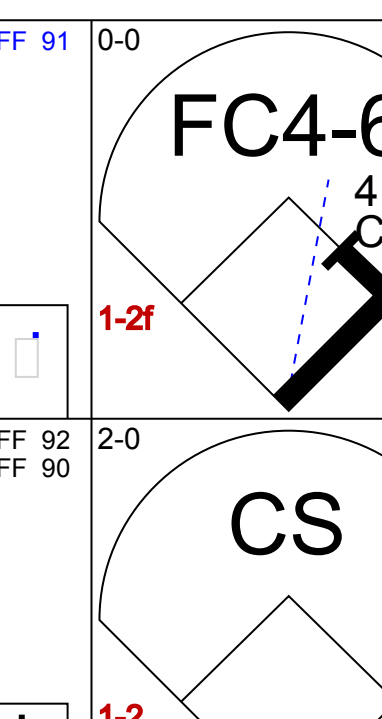
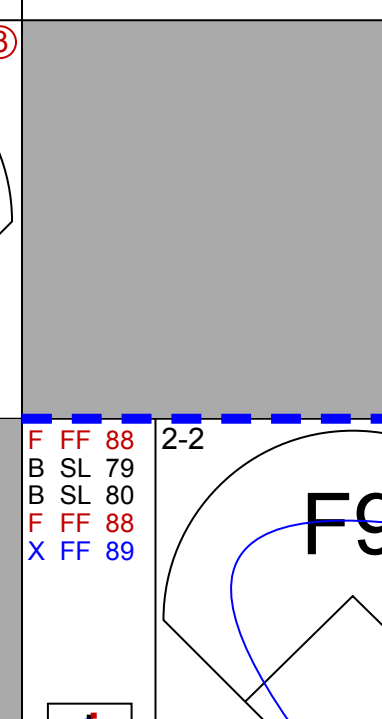
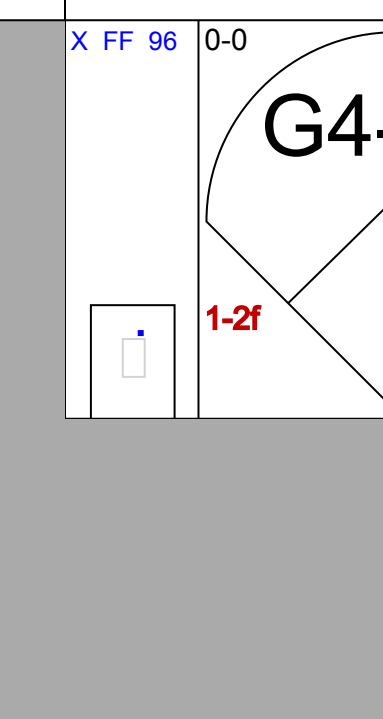
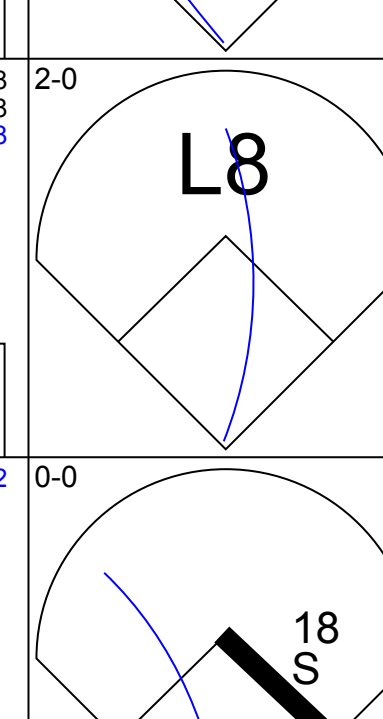
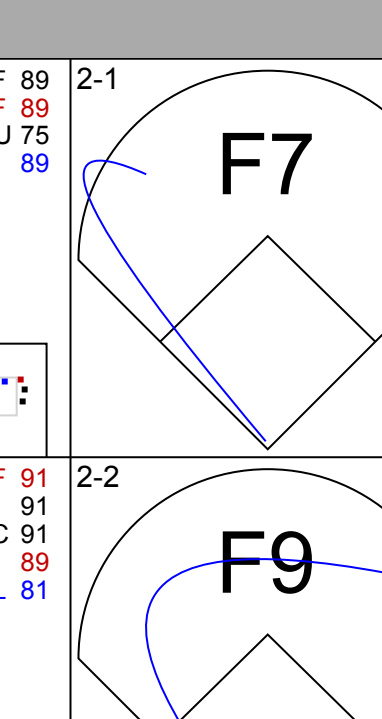
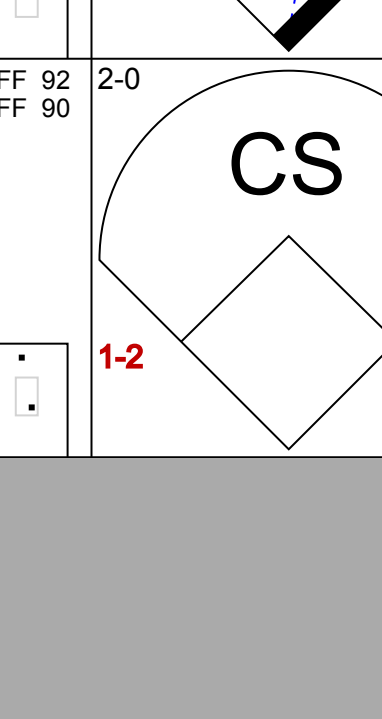
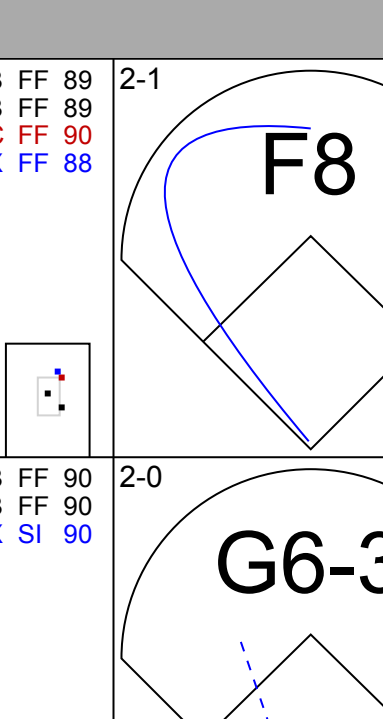
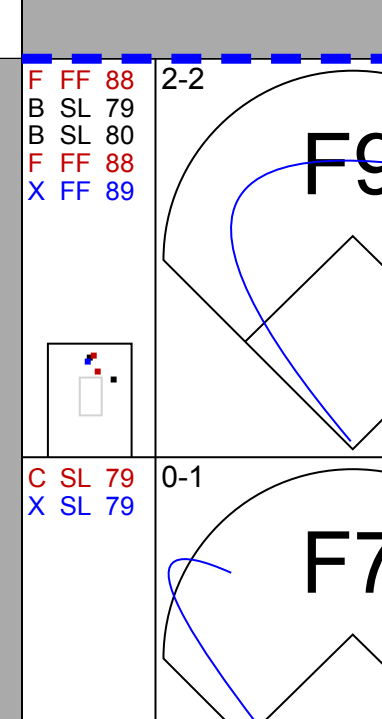
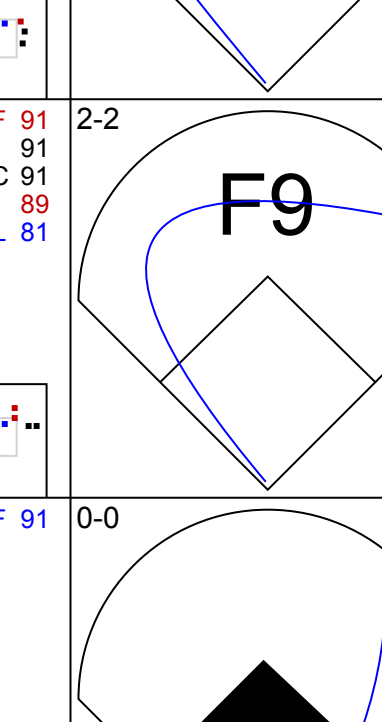
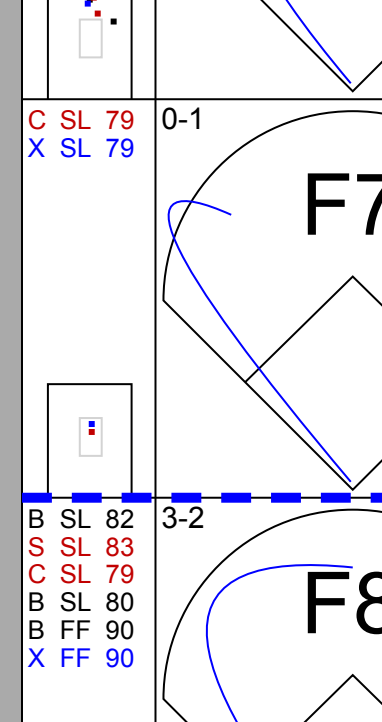



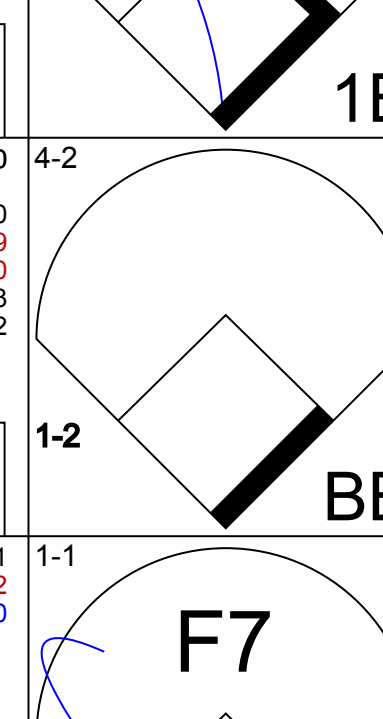
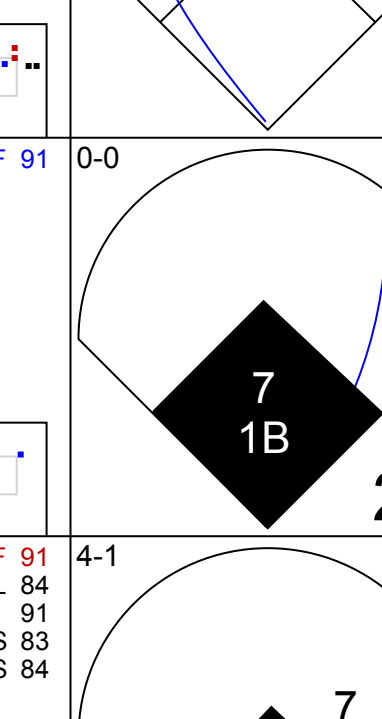

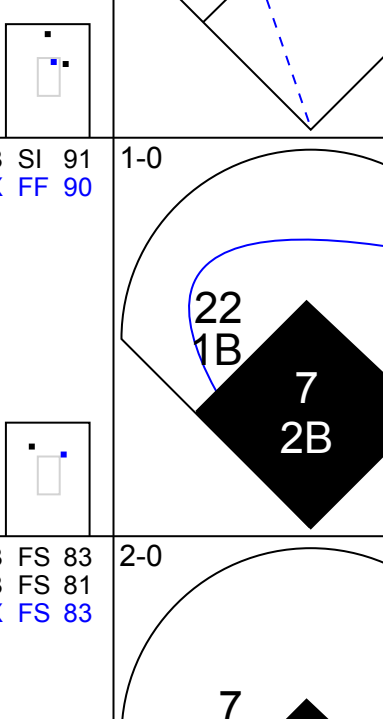
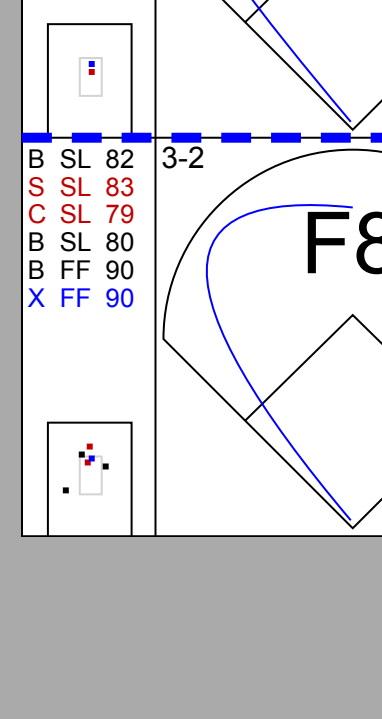
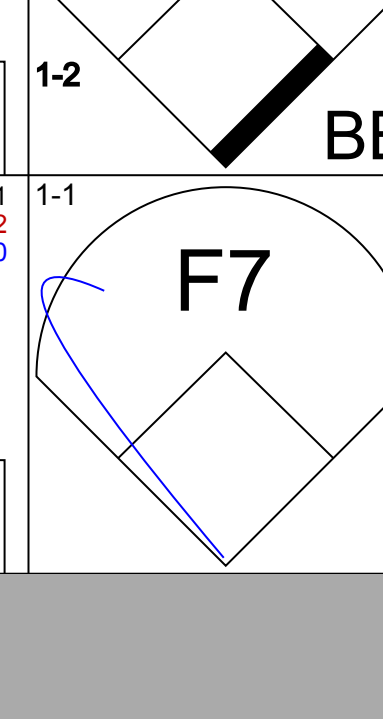
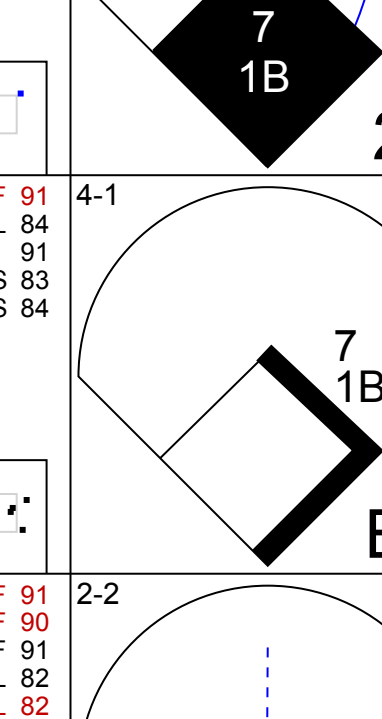

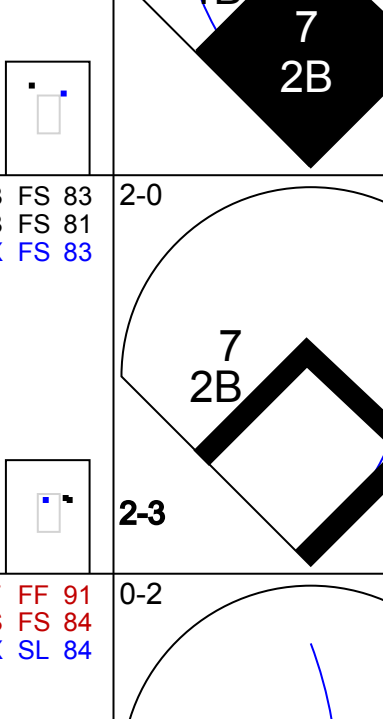

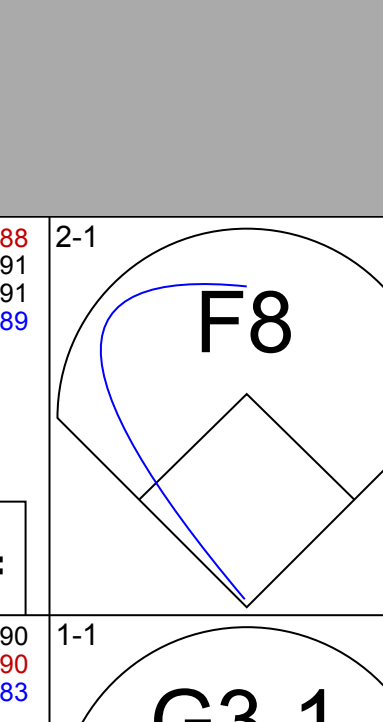
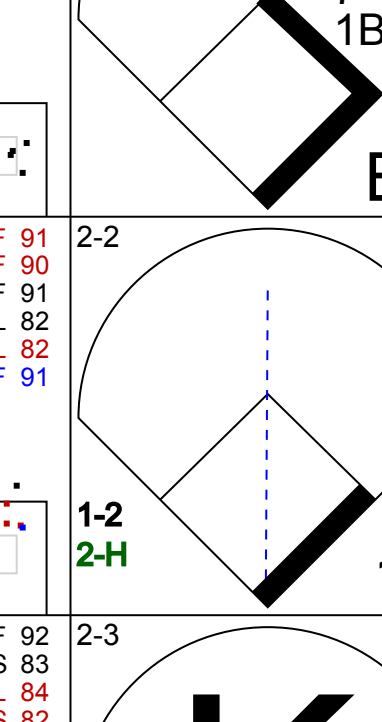
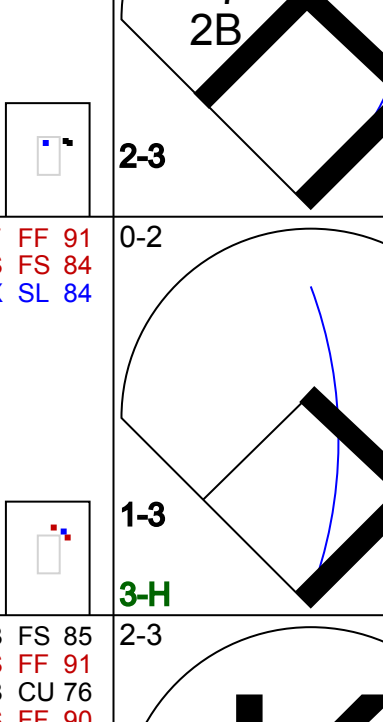

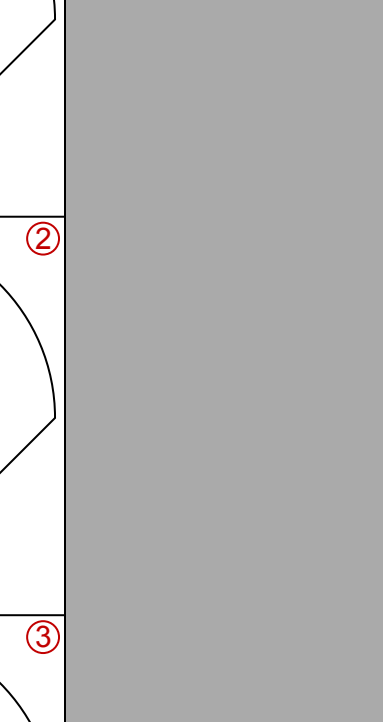
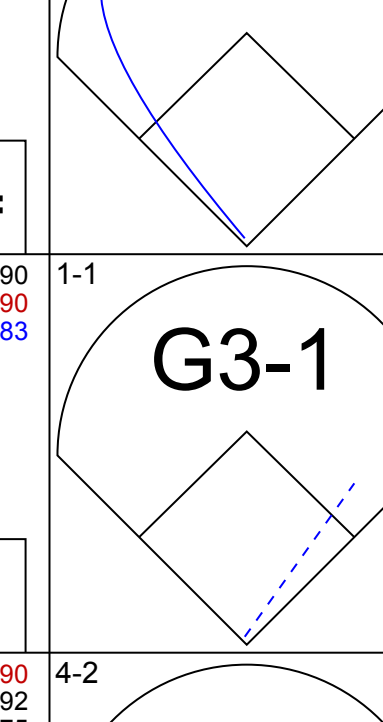
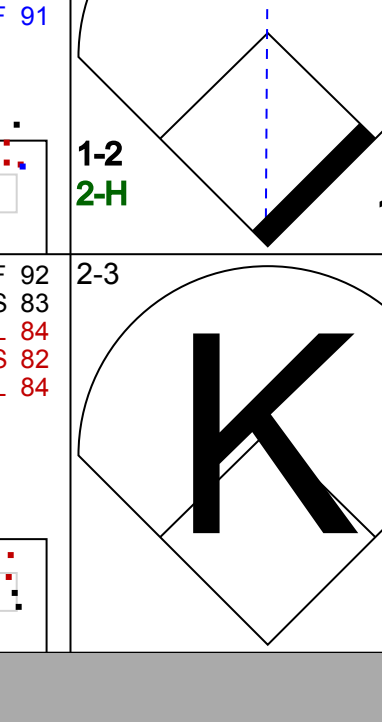
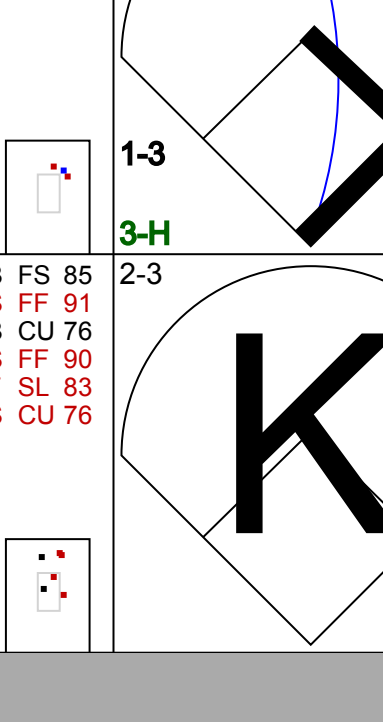
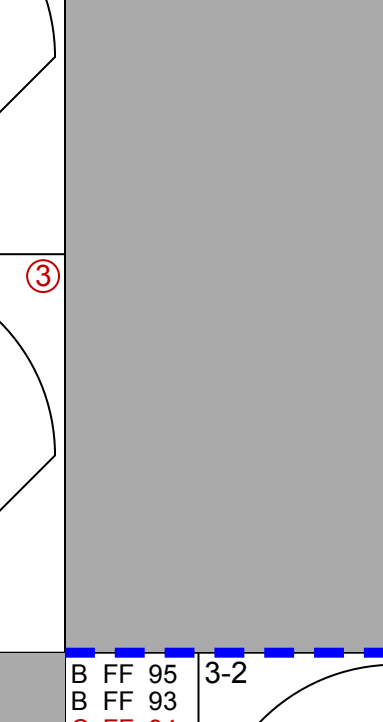
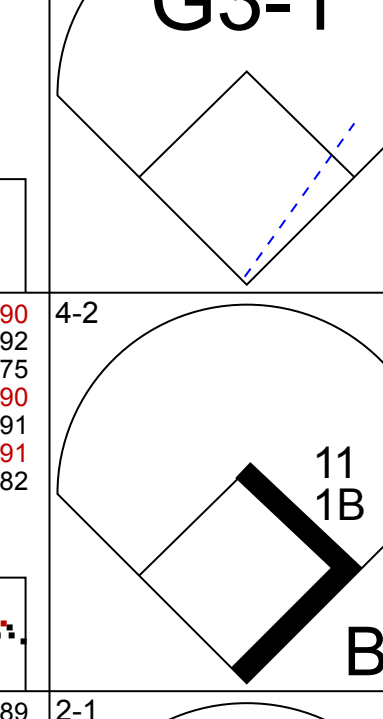
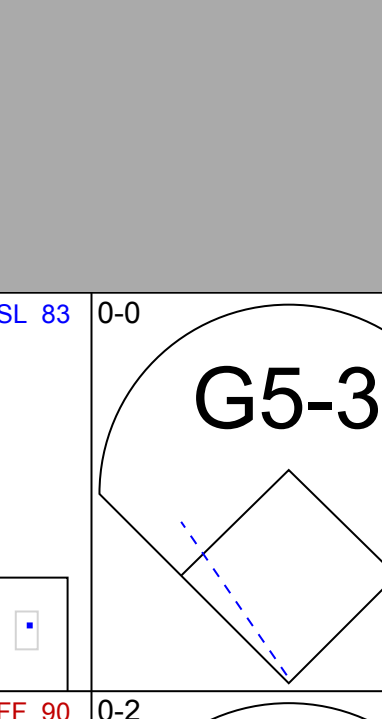

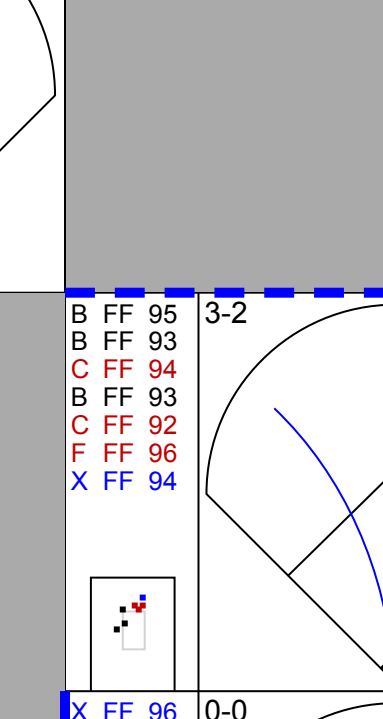
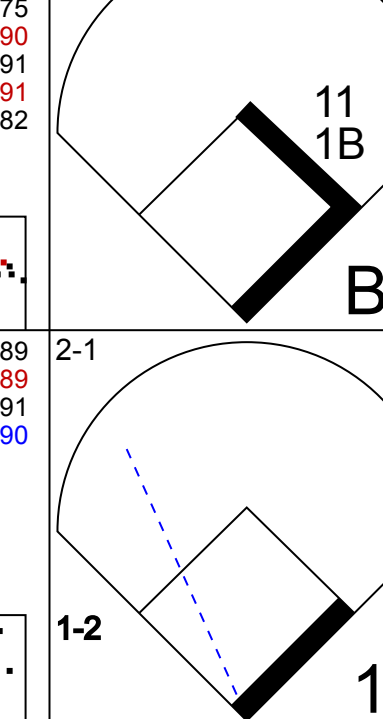
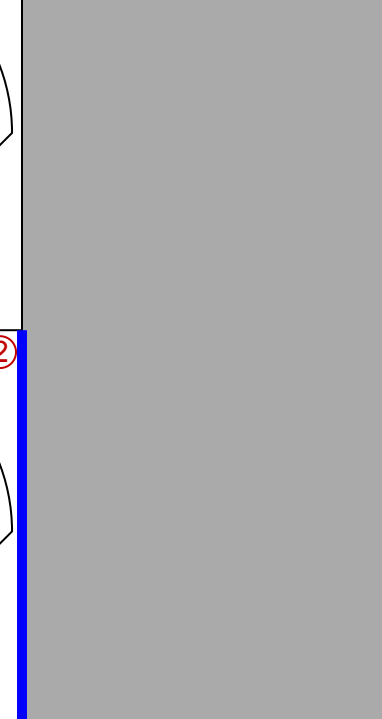
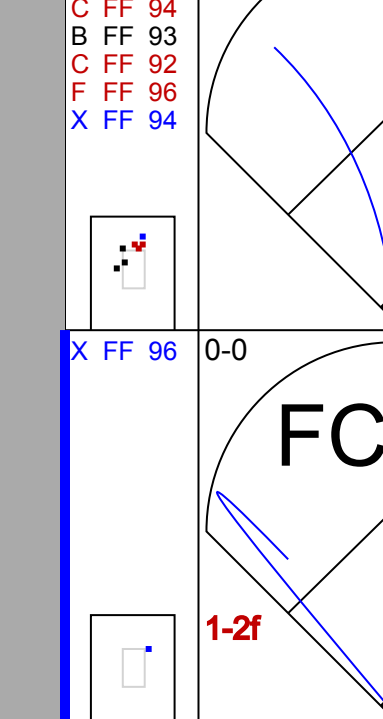
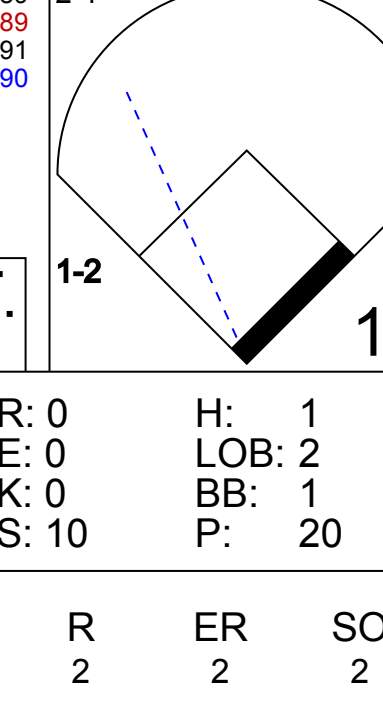


Batter	1	2	3	4	5	6	7	8	9	AB	R	H	RBI	BB	SO	LOB	TOP						
1 Emilio Bonifacio, S (1.5) OBP: 0.400, SLG: 0.523										5	0	0	0	0	3	3							
4 Alfredo Amezaga, S (1.8) OBP: 0.222, SLG: 0.222										5	0	1	1	0	1	0							
2 Hanley Ramirez, R (1.6) OBP: 0.341, SLG: 0.500										5	0	0	0	0	1	1							
3 Jorge Cantu, R (1.3) OBP: 0.469, SLG: 0.630										3	1	1	0	1	2	0							
6 Dan Uggla, R (1.4) OBP: 0.432, SLG: 0.613										3	2	2	0	1	0	1							
27 Jeremy Hermida, L (1.7) OBP: 0.428, SLG: 0.500										4	1	1	1	0	2	5							
25 Brett Carroll, R (8.7) OBP: 0.143, SLG: 0.143										0	0	0	0	0	0	0							
12 Cody Ross, R (1.9) OBP: 0.250, SLG: 0.310										3	1	3	4	0	0	0							
29 Ronny Paulino, R (1.2) OBP: 0.432, SLG: 0.545										3	0	0	0	1	1	3							
19 Anibal Sánchez, R (7.1) OBP: 0.395, SLG: 0.514										2	0	0	0	0	0	1							
40 Kiko Calero, R (7.1) OBP: 0.395, SLG: 0.514										0	0	0	0	0	0	0							
53 Dan Meyer, R (7.1) OBP: 0.395, SLG: 0.514										0	0	0	0	0	0	0							
46 Juan Carlos Oviedo, R (8.1) OBP: 0.395, SLG: 0.514										0	0	0	0	0	0	0							
7 Ross Gload, L (9. PH) OBP: 0.395, SLG: 0.514										0	0	0	0	0	0	0							
22 Matt Lindstrom, R (9.1) OBP: 0.395, SLG: 0.514										0	0	0	0	0	0	0							
Inning Stats	R: 0 E: 0 K: 1 S: 7	H: 0 LOB: 0 BB: 0 P: 11	R: 3 E: 1 K: 0 S: 12	H: 2 LOB: 1 BB: 1 P: 21	R: 0 E: 0 K: 1 S: 15	H: 1 LOB: 2 BB: 1 P: 25	R: 0 E: 0 K: 2 S: 12	H: 1 LOB: 0 BB: 0 P: 17	R: 0 E: 0 K: 3 S: 9	H: 0 LOB: 0 BB: 0 P: 12	R: 2 E: 0 K: 0 S: 14	H: 1 LOB: 0 BB: 1 P: 23	R: 0 E: 0 K: 0 S: 8	H: 0 LOB: 0 BB: 0 P: 11	R: 0 E: 0 K: 2 S: 16	H: 2 LOB: 2 BB: 0 P: 22	R: 1 E: 0 K: 1 S: 8	H: 2 LOB: 0 BB: 0 P: 14	1B: 5 2B: 1 3B: 2 HR: 1	SF: 1 SAC: 1 DP: 0 HBP: 0	WP: 0 PB: 0 SB: 0 CS: 1	PA: 39	
PITCHER	IP WLS BF H R ER SO BB IBB HBP BLK WP HR S P ERA WHIP	IP WLS BF H R ER SO BB IBB HBP BLK WP HR S P ERA WHIP	IP WLS BF H R ER SO BB IBB HBP BLK WP HR S P ERA WHIP	IP WLS BF H R ER SO BB IBB HBP BLK WP HR S P ERA WHIP	IP WLS BF H R ER SO BB IBB HBP BLK WP HR S P ERA WHIP	IP WLS BF H R ER SO BB IBB HBP BLK WP HR S P ERA WHIP	IP WLS BF H R ER SO BB IBB HBP BLK WP HR S P ERA WHIP	IP WLS BF H R ER SO BB IBB HBP BLK WP HR S P ERA WHIP	IP WLS BF H R ER SO BB IBB HBP BLK WP HR S P ERA WHIP	IP WLS BF H R ER SO BB IBB HBP BLK WP HR S P ERA WHIP	IP WLS BF H R ER SO BB IBB HBP BLK WP HR S P ERA WHIP	IP WLS BF H R ER SO BB IBB HBP BLK WP HR S P ERA WHIP	IP WLS BF H R ER SO BB IBB HBP BLK WP HR S P ERA WHIP	IP WLS BF H R ER SO BB IBB HBP BLK WP HR S P ERA WHIP	IP WLS BF H R ER SO BB IBB HBP BLK WP HR S P ERA WHIP	IP WLS BF H R ER SO BB IBB HBP BLK WP HR S P ERA WHIP	IP WLS BF H R ER SO BB IBB HBP BLK WP HR S P ERA WHIP	IP WLS BF H R ER SO BB IBB HBP BLK WP HR S P ERA WHIP	IP WLS BF H R ER SO BB IBB HBP BLK WP HR S P ERA WHIP	IP WLS BF H R ER SO BB IBB HBP BLK WP HR S P ERA WHIP	IP WLS BF H R ER SO BB IBB HBP BLK WP HR S P ERA WHIP	IP WLS BF H R ER SO BB IBB HBP BLK WP HR S P ERA WHIP	IP WLS BF H R ER SO BB IBB HBP BLK WP HR S P ERA WHIP

Florida Marlins @ Atlanta Braves
Turner Field, Atlanta, GA
Thu Apr 16 2009, 12:00 PM EDT
Att: 21,072 - Sunny - 61 F

AB 34
R 6
H 9
RBI 6
BB 3
SO 10
LOB 14



Batter	1	2	3	4	5	6	7	8	9	AB	R	H	RBI	BB	SO	LOB	BOTTOM						
2 Kelly Johnson, L (1.4) OBP: 0.359, SLG: 0.657										5	0	0	0	0	0	4							
4 Omar Infante, R (1.5) OBP: 0.389, SLG: 0.467										4	0	0	0	0	0	0							
19 Yunel Escobar, R (1.6) OBP: 0.395, SLG: 0.514										3	0	1	0	0	0	0							
14 Martín Prado, R (6.5) OBP: 0.286, SLG: 0.429										1	0	0	0	0	0	0							
18 Garret Anderson, L (1.7) OBP: 0.263, SLG: 0.333										3	2	2	0	1	0	0							
22 Casey Kotchman, L (1.3) OBP: 0.353, SLG: 0.333										3	0	1	0	1	0	2							
7 Jeff Francoeur, R (1.9) OBP: 0.324, SLG: 0.528										4	0	2	2	0	1	0							
24 Jordan Schafer, L (1.8) OBP: 0.324, SLG: 0.500										4	0	0	0	0	3	4							
8 David Ross, R (1.2) OBP: 0.500, SLG: 0.333										3	0	1	0	1	0	0							
11 Kenshin Kawakami, R (1.1) OBP: 0.500, SLG: 0.500										2	0	2	0	0	0	0							
20 Greg Norton, S (6. PH) OBP: 0.500, SLG: 0.500										1	0	0	0	0	0	0							
30 Jeff Bennett, R (7.1) OBP: 0.500, SLG: 0.500										0	0	0	0	0	0	0							
57 Jorge Campillo, R (9.1) OBP: 0.500, SLG: 0.500										0	0	0	0	0	0	0							
16 Brian McCann, L (9. PH) OBP: 0.314, SLG: 0.533										1	0	0	0	0	0	1							
Inning Stats	R: 0 E: 0 K: 0 S: 7	H: 1 LOB: 2 BB: 1 P: 15	R: 0 E: 0 K: 0 S: 10	H: 1 LOB: 2 BB: 1 P: 20	R: 1 E: 0 K: 1 S: 14	H: 2 LOB: 1 BB: 1 P: 26	R: 0 E: 0 K: 0 S: 5	H: 1 LOB: 0 BB: 0 P: 7	R: 1 E: 0 K: 1 S: 12	H: 3 LOB: 0 BB: 0 P: 21	R: 0 E: 0 K: 0 S: 7	H: 0 LOB: 0 BB: 0 P: 11	R: 0 E: 0 K: 2 S: 8	H: 0 LOB: 0 BB: 0 P: 13	R: 0 E: 0 K: 2 S: 8	H: 0 LOB: 0 BB: 0 P: 12	R: 0 E: 0 K: 0 S: 6	H: 1 LOB: 0 BB: 0 P: 9	1B: 6 2B: 3 3B: 0 HR: 0	SF: 0 SAC: 0 DP: 1 HBP: 0	WP: 0 PB: 0 SB: 1 CS: 1	PA: 38	
PITCHER	IP WLS BF H R ER SO BB IBB HBP BLK WP HR S P ERA WHIP	IP WLS BF H R ER SO BB IBB HBP BLK WP HR S P ERA WHIP	IP WLS BF H R ER SO BB IBB HBP BLK WP HR S P ERA WHIP	IP WLS BF H R ER SO BB IBB HBP BLK WP HR S P ERA WHIP	IP WLS BF H R ER SO BB IBB HBP BLK WP HR S P ERA WHIP	IP WLS BF H R ER SO BB IBB HBP BLK WP HR S P ERA WHIP	IP WLS BF H R ER SO BB IBB HBP BLK WP HR S P ERA WHIP	IP WLS BF H R ER SO BB IBB HBP BLK WP HR S P ERA WHIP	IP WLS BF H R ER SO BB IBB HBP BLK WP HR S P ERA WHIP	IP WLS BF H R ER SO BB IBB HBP BLK WP HR S P ERA WHIP	IP WLS BF H R ER SO BB IBB HBP BLK WP HR S P ERA WHIP	IP WLS BF H R ER SO BB IBB HBP BLK WP HR S P ERA WHIP	IP WLS BF H R ER SO BB IBB HBP BLK WP HR S P ERA WHIP	IP WLS BF H R ER SO BB IBB HBP BLK WP HR S P ERA WHIP	IP WLS BF H R ER SO BB IBB HBP BLK WP HR S P ERA WHIP	IP WLS BF H R ER SO BB IBB HBP BLK WP HR S P ERA WHIP	IP WLS BF H R ER SO BB IBB HBP BLK WP HR S P ERA WHIP	IP WLS BF H R ER SO BB IBB HBP BLK WP HR S P ERA WHIP	IP WLS BF H R ER SO BB IBB HBP BLK WP HR S P ERA WHIP	IP WLS BF H R ER SO BB IBB HBP BLK WP HR S P ERA WHIP	IP WLS BF H R ER SO BB IBB HBP BLK WP HR S P ERA WHIP	IP WLS BF H R ER SO BB IBB HBP BLK WP HR S P ERA WHIP	IP WLS BF H R ER SO BB IBB HBP BLK WP HR S P ERA WHIP

Florida Marlins @ Atlanta Braves
Turner Field, Atlanta, GA
Thu Apr 16 2009, 12:00 PM EDT
Att: 21,072 - Sunny - 61 F

AB 34
R 2
H 9
RBI 2
BB 3
SO 4
LOB 11



Batter	1	2	3	4	5	6	7	8	9	AB	R	H	RBI	BB	SO	LOB	TOP					
2 Kelly Johnson, L (1,4) OBP: 0.357, SLG: 0.622			SH1-3 1-2				G4-3 1-2			2	0	0	0	1	1	1	Atlanta Braves @ Pittsburgh Pirates PNC Park, Pittsburgh, PA Fri Apr 17 2009, 7:05 PM EDT Att: 15,659 - Clear - 69 F					
4 Omar Infante, R (1,6) OBP: 0.364, SLG: 0.421	G6-3		F8				F9			4	0	1	0	0	0	3						
23 Matt Diaz, R (1,7) OBP: 0.346, SLG: 0.429	P6		F9							4	0	0	0	0	0	2						
16 Brian McCann, L (1,2) OBP: 0.333, SLG: 0.500										2	0	0	0	0	1	1						
7 Jeff Francoeur, R (1,9) OBP: 0.366, SLG: 0.550										4	0	3	0	0	0	1						
14 Martin Prado, R (1,5) OBP: 0.273, SLG: 0.364										4	0	1	0	0	0	4						
22 Casey Kotchman, L (1,3) OBP: 0.316, SLG: 0.294										4	0	0	0	0	1	3						
24 Jordan Schafer, L (1,8) OBP: 0.317, SLG: 0.459										3	0	0	0	1	1	3						
49 Jair Jurrjens, R (1,1) OBP: 0.333, SLG: 0.200										1	0	1	0	1	0	0	Braves					
58 Peter Moylan, R (7,1) ERA: 18.0										0	0	0	0	0	0	0						
51 Michael Gonzalez, R (8,1) ERA: 7.2										0	0	0	0	0	0	0						
18 Garret Anderson, L (9,PH) OBP: 0.250, SLG: 0.316										1	0	0	0	0	0	0						
Inning Stats	R: 0 E: 0 K: 1 S: 6	H: 0 LOB: 0 BB: 0 P: 10	R: 0 E: 0 K: 0 S: 14	H: 2 LOB: 2 BB: 0 P: 20	R: 0 E: 0 K: 0 S: 4	H: 0 LOB: 1 BB: 1 P: 10	R: 0 E: 0 K: 0 S: 7	H: 1 LOB: 0 BB: 0 P: 12	R: 0 E: 0 K: 1 S: 9	H: 0 LOB: 2 BB: 2 P: 19	R: 0 E: 0 K: 0 S: 6	H: 0 LOB: 1 BB: 0 P: 11	R: 0 E: 0 K: 0 S: 11	H: 1 LOB: 1 BB: 0 P: 20	R: 0 E: 0 K: 1 S: 13	H: 2 LOB: 2 BB: 0 P: 21	R: 0 E: 0 K: 1 S: 6	H: 0 LOB: 0 BB: 0 P: 8	1B: 6 2B: 1 3B: 0 HR: 0	SF: 0 SAC: 2 DP: 2 HBP: 2	WP: 0 PB: 0 SB: 0 CS: 0	PA: 36
PITCHER	IP WLS BF H R ER SO BB IBB HBP BLK WP HR S P ERA WHIP																					
28 Paul Maholm, L (1,1) ERA: 0.87	7.0 W 28 4 0 0 2 3 0 0 2 1 0 0 57 102 0.00 1.000																					
34 John Grabow, L (8,1) ERA: 0.00	1.0 H 5 2 0 0 1 0 0 0 0 0 0 0 13 21 0.00 2.000																					
55 Matt Capps, R (9,1) ERA: 0.00	1.0 S 3 0 0 0 1 0 0 0 0 0 0 0 6 8 0.00 0.000																					

Batter	1	2	3	4	5	6	7	8	9	AB	R	H	RBI	BB	SO	LOB	BOTTOM					
3 Nyer Morgan, L (1,7) OBP: 0.391, SLG: 0.500	P6		F8							4	0	0	0	0	2	1	Atlanta Braves @ Pittsburgh Pirates PNC Park, Pittsburgh, PA Fri Apr 17 2009, 7:05 PM EDT Att: 15,659 - Clear - 69 F					
12 Freddy Sanchez, R (1,4) OBP: 0.341, SLG: 0.581										4	1	2	0	0	1	0						
13 Nate McLouth, L (1,8) OBP: 0.386, SLG: 0.500										4	1	2	2	0	1	1						
41 Ryan Doumit, S (1,2) OBP: 0.225, SLG: 0.395										4	0	0	0	0	2	2						
25 Adam LaRoche, L (1,3) OBP: 0.282, SLG: 0.579										4	0	0	0	0	1	1						
44 Brandon Moss, L (1,9) OBP: 0.313, SLG: 0.400										3	1	1	0	0	0	1						
15 Andy LaRoche, R (1,5) OBP: 0.167, SLG: 0.091										2	0	1	1	1	0	0						
5 Ramon Vazquez, L (1,6) OBP: 0.348, SLG: 0.167										2	0	0	0	1	0	1						
28 Paul Maholm, L (1,1) OBP: 0.375, SLG: 0.167										2	0	0	0	0	2	1	P					
24 Delwyn Young, S (7,PH) ERA: 18.0										1	0	0	0	0	0	2						
34 John Grabow, L (8,1) ERA: 0.00										0	0	0	0	0	0	0						
55 Matt Capps, R (9,1) ERA: 0.00										0	0	0	0	0	0	0						
Inning Stats	R: 0 E: 0 K: 1 S: 10	H: 1 LOB: 1 BB: 0 P: 15	R: 1 E: 0 K: 0 S: 10	H: 1 LOB: 0 BB: 0 P: 16	R: 0 E: 0 K: 2 S: 9	H: 0 LOB: 0 BB: 0 P: 14	R: 0 E: 0 K: 0 S: 10	H: 1 LOB: 1 BB: 0 P: 15	R: 0 E: 0 K: 2 S: 15	H: 1 LOB: 1 BB: 0 P: 23	R: 0 E: 0 K: 1 S: 9	H: 0 LOB: 0 BB: 0 P: 15	R: 0 E: 0 K: 1 S: 13	H: 0 LOB: 2 BB: 2 P: 28	R: 2 E: 0 K: 2 S: 12	H: 2 LOB: 0 BB: 0 P: 20	R: 0 E: 0 K: 2 S: 10	H: 0 LOB: 0 BB: 0 P: 8	1B: 3 2B: 0 3B: 2 HR: 1	SF: 0 SAC: 0 DP: 0 HBP: 0	WP: 0 PB: 0 SB: 1 CS: 0	PA: 32
PITCHER	IP WLS BF H R ER SO BB IBB HBP BLK WP HR S P ERA WHIP																					
49 Jair Jurrjens, R (1,1) ERA: 2.04	6.2 L 26 4 1 1 7 2 0 0 0 0 0 0 0 73 120 1.35 0.900																					
58 Peter Moylan, R (7,1) ERA: 18.0	0.1 1 0 0 0 0 0 0 0 0 0 0 0 3 6 0.00 0.000																					
51 Michael Gonzalez, L (8,1) ERA: 7.2	1.0 5 2 2 2 2 0 0 0 0 0 0 1 12 20 18.00 2.000																					

Batter	1	2	3	4	5	6	7	8	9	AB	R	H	RBI	BB	SO	LOB	TOP				
4 Omar Infante, R OBP: 0.344, SLG: 0.414	L8	B2		P3		F9		10 WP 23 SF7 2B	FC5-4	6	1	1	0	0	0	7					
14 Martin Prado, R OBP: 0.421, SLG: 0.647	10 FOUR	G6-4-3		HR		F9		10 WP BB		4	1	2	3	1	0	2					
10 Chipper Jones, S OBP: 0.419, SLG: 0.519	FC6-4-5 18 2B 7 1B									3	2	1	0	1	0	1					
18 Garret Anderson, L OBP: 0.231, SLG: 0.320	7 1B									2	1	1	0	0	0	1					
23 Matt Diaz, R OBP: 0.345, SLG: 0.435	7 1B									2	0	1	1	0	0	1					
7 Jeff Francoeur, R OBP: 0.347, SLG: 0.521	22 1B									5	2	2	3	0	0	4					
22 Casey Kotchman, L OBP: 0.348, SLG: 0.341	2-H 3-H 1B									4	1	2	1	1	0	0					
8 David Ross, R OBP: 0.556, SLG: 1.000	K									4	2	2	3	1	2	1					
24 Jordan Schafer, L OBP: 0.327, SLG: 0.444										5	1	3	0	0	1	1					
33 Javier Vazquez, R 58 Peter Moylan, R 20 Greg Norton, S 30 Jeff Bennett, R 2 Kelly Johnson, L 40 James Parr, R										0	0	0	0	0	0	0					
Inning Stats	R: 3 E: 0 K: 1 S: 17	H: 4 LOB: 1 BB: 0 P: 29	R: 0 E: 0 K: 0 S: 7	H: 1 LOB: 1 BB: 0 P: 10	R: 0 E: 0 K: 0 S: 10	H: 2 LOB: 2 BB: 0 P: 14	R: 3 E: 0 K: 0 S: 11	H: 3 LOB: 0 BB: 0 P: 14	R: 0 E: 0 K: 1 S: 8	H: 1 LOB: 1 BB: 0 P: 12	R: 4 E: 1 K: 1 S: 14	H: 2 LOB: 0 BB: 1 P: 23	R: 1 E: 0 K: 0 S: 10	H: 1 LOB: 2 BB: 2 P: 24	R: 0 E: 0 K: 0 S: 6	H: 0 LOB: 2 BB: 2 P: 16	1B: 8 2B: 5 3B: 0 HR: 2	SF: 1 SAC: 3 DP: 2 HBP: 1	WP: 1 PB: 0 SB: 0 CS: 0	PA: 46	
PITCHER	IP WLS BF H R ER SO BB IBB HBP BLK WP HR S P ERA WHIP	IP WLS BF H R ER SO BB IBB HBP BLK WP HR S P ERA WHIP	IP WLS BF H R ER SO BB IBB HBP BLK WP HR S P ERA WHIP	IP WLS BF H R ER SO BB IBB HBP BLK WP HR S P ERA WHIP	IP WLS BF H R ER SO BB IBB HBP BLK WP HR S P ERA WHIP	IP WLS BF H R ER SO BB IBB HBP BLK WP HR S P ERA WHIP	IP WLS BF H R ER SO BB IBB HBP BLK WP HR S P ERA WHIP	IP WLS BF H R ER SO BB IBB HBP BLK WP HR S P ERA WHIP	IP WLS BF H R ER SO BB IBB HBP BLK WP HR S P ERA WHIP	IP WLS BF H R ER SO BB IBB HBP BLK WP HR S P ERA WHIP	IP WLS BF H R ER SO BB IBB HBP BLK WP HR S P ERA WHIP	IP WLS BF H R ER SO BB IBB HBP BLK WP HR S P ERA WHIP	IP WLS BF H R ER SO BB IBB HBP BLK WP HR S P ERA WHIP	IP WLS BF H R ER SO BB IBB HBP BLK WP HR S P ERA WHIP	IP WLS BF H R ER SO BB IBB HBP BLK WP HR S P ERA WHIP	IP WLS BF H R ER SO BB IBB HBP BLK WP HR S P ERA WHIP	IP WLS BF H R ER SO BB IBB HBP BLK WP HR S P ERA WHIP	IP WLS BF H R ER SO BB IBB HBP BLK WP HR S P ERA WHIP	IP WLS BF H R ER SO BB IBB HBP BLK WP HR S P ERA WHIP	IP WLS BF H R ER SO BB IBB HBP BLK WP HR S P ERA WHIP	IP WLS BF H R ER SO BB IBB HBP BLK WP HR S P ERA WHIP

Atlanta Braves @ Pittsburgh Pirates
PNC Park, Pittsburgh, PA
Sun Apr 19 2009, 1:35 PM EDT
Att: 14,776 - Cloudy - 68 F

AB 36
R 11
H 15
RBI 11
BB 5
SO 3
LOB 18



Batter	1	2	3	4	5	6	7	8	9	AB	R	H	RBI	BB	SO	LOB	BOTTOM					
3 Nyer Morgan, L OBP: 0.375, SLG: 0.453	13 BB 1B									5	0	2	0	0	0	3						
12 Freddy Sanchez, R OBP: 0.368, SLG: 0.615	K									4	0	2	0	0	1	2						
13 Nate McLouth, L OBP: 0.365, SLG: 0.465										2	0	0	0	1	1	3						
24 Delwyn Young, S										1	0	0	0	0	1	1						
41 Ryan Doumit, S OBP: 0.271, SLG: 0.467	K									3	0	0	0	0	1	4						
35 Jason Jaramillo, S OBP: 0.250, SLG: 0.250	K									1	0	0	0	0	0	0						
25 Adam LaRoche, L OBP: 0.277, SLG: 0.500	G5-3									3	0	0	0	0	2	4						
16 Eric Hinske, L OBP: 0.333, SLG: 0.500										1	0	0	0	0	0	0						
44 Brandon Moss, L OBP: 0.306, SLG: 0.382	G3									4	1	1	0	0	1	0						
15 Andy LaRoche, R OBP: 0.250, SLG: 0.267	K									4	0	1	0	0	2	0						
2 Jack Wilson, R OBP: 0.371, SLG: 0.375										3	0	1	0	0	0	0						
56 Donnie Veal, L										0	0	0	0	0	0	0						
18 Craig Monroe, R OBP: 0.308, SLG: 0.750										0	0	0	0	1	0	0						
57 Zach Duke, L OBP: 0.429, SLG: 0.667										2	0	0	0	0	1	0						
38 Craig Hansen, R										0	0	0	0	0	0	0						
5 Ramon Vazquez, L OBP: 0.345, SLG: 0.136	K									1	0	0	1	0	0	0						
Inning Stats	R: 0 E: 0 K: 2 S: 13	H: 1 LOB: 2 BB: 1 P: 23	R: 0 E: 0 K: 1 S: 10	H: 1 LOB: 1 BB: 0 P: 11	R: 0 E: 0 K: 2 S: 13	H: 1 LOB: 1 BB: 0 P: 17	R: 0 E: 0 K: 2 S: 12	H: 0 LOB: 0 BB: 0 P: 17	R: 0 E: 0 K: 1 S: 13	H: 2 LOB: 2 BB: 0 P: 18	R: 0 E: 0 K: 1 S: 6	H: 0 LOB: 0 BB: 0 P: 7	R: 0 E: 1 K: 1 S: 14	H: 0 LOB: 1 BB: 0 P: 18	R: 0 E: 0 K: 0 S: 12	H: 0 LOB: 3 BB: 1 P: 22	1B: 6 2B: 1 3B: 0 HR: 0	SF: 0 SAC: 0 DP: 0 HBP: 1	WP: 0 PB: 0 SB: 0 CS: 0	PA: 37		
PITCHER	IP WLS BF H R ER SO BB IBB HBP BLK WP HR S P ERA WHIP	IP WLS BF H R ER SO BB IBB HBP BLK WP HR S P ERA WHIP	IP WLS BF H R ER SO BB IBB HBP BLK WP HR S P ERA WHIP	IP WLS BF H R ER SO BB IBB HBP BLK WP HR S P ERA WHIP	IP WLS BF H R ER SO BB IBB HBP BLK WP HR S P ERA WHIP	IP WLS BF H R ER SO BB IBB HBP BLK WP HR S P ERA WHIP	IP WLS BF H R ER SO BB IBB HBP BLK WP HR S P ERA WHIP	IP WLS BF H R ER SO BB IBB HBP BLK WP HR S P ERA WHIP	IP WLS BF H R ER SO BB IBB HBP BLK WP HR S P ERA WHIP	IP WLS BF H R ER SO BB IBB HBP BLK WP HR S P ERA WHIP	IP WLS BF H R ER SO BB IBB HBP BLK WP HR S P ERA WHIP	IP WLS BF H R ER SO BB IBB HBP BLK WP HR S P ERA WHIP	IP WLS BF H R ER SO BB IBB HBP BLK WP HR S P ERA WHIP	IP WLS BF H R ER SO BB IBB HBP BLK WP HR S P ERA WHIP	IP WLS BF H R ER SO BB IBB HBP BLK WP HR S P ERA WHIP	IP WLS BF H R ER SO BB IBB HBP BLK WP HR S P ERA WHIP	IP WLS BF H R ER SO BB IBB HBP BLK WP HR S P ERA WHIP	IP WLS BF H R ER SO BB IBB HBP BLK WP HR S P ERA WHIP	IP WLS BF H R ER SO BB IBB HBP BLK WP HR S P ERA WHIP	IP WLS BF H R ER SO BB IBB HBP BLK WP HR S P ERA WHIP	IP WLS BF H R ER SO BB IBB HBP BLK WP HR S P ERA WHIP	IP WLS BF H R ER SO BB IBB HBP BLK WP HR S P ERA WHIP

Atlanta Braves @ Pittsburgh Pirates
PNC Park, Pittsburgh, PA
Sun Apr 19 2009, 1:35 PM EDT
Att: 14,776 - Cloudy - 68 F

AB 34
R 1
H 7
RBI 1
BB 2
SO 10
LOB 17



Batter	1	2	3	4	5	6	7	8	9	AB	R	H	RBI	BB	SO	LOB	TOP			
2 Kelly Johnson, L OBP: 0.309, SLG: 0.490	G1-3	F8			G4-3		SH1-4		F8	4	0	0	0	0	0	2	Atlanta Braves @ Washington Nationals Nationals Park, Washington, DC Tue Apr 21 2009, 7:05 PM EDT Att: 15,431 - Cloudy - 54 F			
19 Yunel Escobar, R OBP: 0.340, SLG: 0.432	F9		G1-3		FC1-6 1B		K		G4-3	5	0	1	0	0	1	3				
10 Chipper Jones, S OBP: 0.436, SLG: 0.559	16 BB 22 2B		16 BB G1-6-3 1B		FC1-6 16 BB 1-2		2-5		7 FC5-4 1B	3	1	2	0	1	0	1				
16 Brian McCann, L OBP: 0.340, SLG: 0.432	22 2B 7 1B BB		G1-6-3 1-2		BB				L4	2	1	0	0	2	0	2				
22 Casey Kotchman, L OBP: 0.370, SLG: 0.396	7 E 2B				G4-3 1B				F8	4	1	2	1	0	0	3				
7 Jeff Francoeur, R OBP: 0.316, SLG: 0.464	E6 1B				G4-3 1-2				FC5-4 1-2	4	0	1	1	0	0	2				
23 Matt Diaz, R OBP: 0.351, SLG: 0.533	K				G5-3					3	0	0	0	1	1	2				
24 Jordan Schafer, L OBP: 0.357, SLG: 0.480		F9			IBB					3	0	2	0	1	0	0				
11 Kenshin Kawakami, R OBP: 0.333, SLG: 0.333										2	0	0	0	0	0	2				
30 Jeff Bennett, R ERA: 4.76										1	0	0	0	0	0	0				
14 Martin Prado, R OBP: 0.298, SLG: 0.382										0	0	0	0	0	0	0				
58 Peter Moylan, R ERA: 10.9										0	0	0	0	0	0	0				
51 Michael Gonzalez, R ERA: 6.0										0	0	0	0	0	0	2				
20 Greg Norton, S ERA: 6.0										1	0	0	0	0	0	2				
Inning Stats	R: 3 E: 1 K: 1 S: 15	H: 2 LOB: 1 BB: 2 P: 25	R: 0 E: 0 K: 0 S: 7	H: 0 LOB: 0 BB: 0 P: 10	R: 0 E: 0 K: 0 S: 7	H: 1 LOB: 0 BB: 0 P: 13	R: 0 E: 0 K: 1 S: 9	H: 1 LOB: 2 BB: 1 P: 16	R: 0 E: 0 K: 0 S: 8	H: 1 LOB: 1 BB: 0 P: 11	R: 0 E: 0 K: 1 S: 8	H: 1 LOB: 1 BB: 0 P: 14	R: 0 E: 0 K: 0 S: 6	H: 1 LOB: 1 BB: 0 P: 8	R: 0 E: 0 K: 0 S: 7	H: 1 LOB: 2 BB: 1 P: 15	1B: 6 2B: 3 3B: 0 HR: 0	SF: 0 SAC: 1 DP: 1 HBP: 0	WP: 0 PB: 0 SB: 0 CS: 0	PA: 38
PITCHER	IP WLS BF H R ER SO BB IBB HBP BLK WP HR S P ERA WHIP																			
39 Shairon Martis, R ERA: 4.11	6.0 W 26 6 3 2 2 3 1 0 0 0 0 0 53 89 3.00 1.500																			
58 Mike Hinckley, L ERA: 2.57	7.1 1.2 H 7 2 0 0 1 0 0 0 0 0 0 12 20 0.00 1.200																			
50 Julian Tavearez, R ERA: 3.86	8.1 0.1 H 1 0 0 0 0 0 0 0 0 0 0 0 2 2 0.00 0.000																			
38 Joel Hanrahan, R ERA: 6.43	9.1 1.0 S 5 1 0 0 0 1 0 0 0 0 0 0 7 15 0.00 2.000																			

AB	32
R	3
H	9
RBI	2
BB	5
SO	3
LOB	19



Batter	1	2	3	4	5	6	7	8	9	AB	R	H	RBI	BB	SO	LOB	BOTTOM			
6 Anderson Hernandez, S OBP: 0.303, SLG: 0.207	F7	G1-3			L8				K	5	0	1	0	0	1	3	Atlanta Braves @ Washington Nationals Nationals Park, Washington, DC Tue Apr 21 2009, 7:05 PM EDT Att: 15,431 - Cloudy - 54 F			
24 Nick Johnson, L OBP: 0.442, SLG: 0.413	G3				L8					4	0	1	0	0	1	2				
11 Ryan Zimmerman, R OBP: 0.306, SLG: 0.458	2B				F8					4	0	1	0	0	0	1				
44 Adam Dunn, L OBP: 0.508, SLG: 0.667	G4-3				F7					4	1	1	1	0	0	1				
30 Justin Maxwell, R ERA: 6.43										0	0	0	0	0	0	0				
34 Elijah Dukes, R OBP: 0.413, SLG: 0.585					G6-3					3	1	1	0	1	0	0				
25 Austin Kearns, R OBP: 0.395, SLG: 0.529					12 G5-3 3 BB					2	2	1	1	2	1	1				
3 Jesus Flores, R OBP: 0.364, SLG: 0.342					12 BB G5-3					3	0	1	1	1	2	1				
12 Alberto Gonzalez, R OBP: 0.313, SLG: 0.414					G5-3					3	0	1	0	1	0	3				
39 Shairon Martis, R OBP: 0.208, SLG: 0.200										2	0	0	0	0	2	4				
16 Josh Willingham, R ERA: 4.76										1	0	1	0	0	0	0				
58 Mike Hinckley, R ERA: 10.9										0	0	0	0	0	0	0				
50 Julian Tavearez, L ERA: 3.86										0	0	0	0	0	0	0				
10 Ronnie Bellard, R ERA: 10.9										1	0	0	0	0	0	1				
38 Joel Hanrahan, R ERA: 6.0										0	0	0	0	0	0	0				
Inning Stats	R: 0 E: 0 K: 0 S: 12	H: 1 LOB: 1 BB: 0 P: 18	R: 1 E: 0 K: 1 S: 17	H: 3 LOB: 2 BB: 1 P: 27	R: 0 E: 0 K: 0 S: 8	H: 0 LOB: 0 BB: 0 P: 12	R: 0 E: 0 K: 1 S: 11	H: 0 LOB: 2 BB: 2 P: 21	R: 0 E: 0 K: 0 S: 4	H: 1 LOB: 0 BB: 0 P: 5	R: 3 E: 1 K: 2 S: 18	H: 4 LOB: 2 BB: 0 P: 28	R: 0 E: 0 K: 1 S: 10	H: 0 LOB: 1 BB: 1 P: 18	R: 0 E: 0 K: 2 S: 12	H: 0 LOB: 1 BB: 1 P: 19	1B: 4 2B: 3 3B: 1 HR: 1	SF: 0 SAC: 0 DP: 1 HBP: 0	WP: 0 PB: 0 SB: 1 CS: 1	PA: 37
PITCHER	IP WLS BF H R ER SO BB IBB HBP BLK WP HR S P ERA WHIP																			
11 Kenshin Kawakami, R ERA: 4.76	5.0 L 24 7 4 2 2 3 0 0 0 0 0 0 12 18 3.60 2.000																			
30 Jeff Bennett, R ERA: 1.13	1.0 5 2 0 0 2 0 0 0 0 0 0 0 12 18 0.00 2.000																			
58 Peter Moylan, R ERA: 10.9	1.0 4 0 0 0 1 1 0 0 0 0 0 0 10 18 0.00 1.000																			
51 Michael Gonzalez, L ERA: 6.0	1.0 4 0 0 0 2 1 0 0 0 0 0 0 12 19 0.00 1.000																			

AB	32
R	4
H	9
RBI	4
BB	5
SO	7
LOB	17



Batter	1	2	3	4	5	6	7	8	9	AB	R	H	RBI	BB	SO	LOB	TOP								
2 Kelly Johnson, L OBP: 0.317, SLG: 0.472	1-1 C FF 88 B CU 78 X SL 83		2-0 B FF 87 B FF 88 X SL 87				1-2 F FF 89 B CU 71 F SL 79 X CU 74		4-1 B CU 76 B CU 79 B SI 80 C FF 87 B SI 80	4	0	1	1	1	1	0									
19 Yunel Escobar, R OBP: 0.308, SLG: 0.388	2-2 B SI 87 F SI 88 F SI 88 X FF 88		2-1 F SL 81 B CH 80 B SI 88 X CH 80			1-1 B CH 82 F SL 81 X CH 82		1-0 B FF 81 X SI 91	0-3 S SL 82 F SI 81 F SI 81	5	0	0	0	0	1	4									
10 Chipper Jones, S OBP: 0.395, SLG: 0.500	1-3 C SI 89 B CH 81 B CU 73 C FF 88		0-0 X CU 71			3-1 B CH 81 B CH 89 B CH 82 X SL 81		0-0 X SI 91		4	0	0	0	0	1	1									
16 Brian McCann, L OBP: 0.333, SLG: 0.415	0-2 C SL 82 X FF 90					0-1 X FF 87		1-2 F SI 91 F CU 76 B SI 91 X CU 76		4	0	1	0	0	0	1									
7 Jeff Francoeur, R OBP: 0.328, SLG: 0.467		2-0 B SI 88 B CH 86				2-0 B FF 88 X SI 88 X CH 80		2-2 F CU 71 B CH 81 B CU 72 C FF 89 X CU 73		4	0	2	0	0	0	1									
23 Matt Diaz, R OBP: 0.341, SLG: 0.500		0-0 X SI 88				1-0 1 SAFE B CH 81 X SL 83		1-2 F SI 88 C FF 89 B SL 79 F CU 79 X FF 88		4	0	1	0	0	0	3									
22 Casey Kotchman, L OBP: 0.379, SLG: 0.412		4-0 D FF 89 B FF 86 B FF 88 B FF 88				1-2 C SL 84 F FF 87 D CU 73 1 SAFE F SL 82 X FF 89		1-3 1 SAFE B FF 87 C FF 89 F SL 82 S CU 73		3	0	1	0	1	1	2									
4 Omar Infante, R OBP: 0.344, SLG: 0.414		1-2 B SI 88 B SI 88				1-3 I IN 69 I IN 69 I IN 69		1-2 1 SAFE B FF 87 C FF 89 F SL 82 S CU 73		0	1	0	0	0	0	0									
Rafael Soriano, R (9, 1)																									
24 Jordan Schafer, L OBP: 0.367, SLG: 0.462		2-1 B SL 82 B FF 86 X SL 82				4-0 I IN 69 I IN 69 I IN 69		0-0 X FF 87		2	0	0	0	2	0	2									
49 Jair Jurrjens, R OBP: 0.222, SLG: 0.125																									
51 Michael Gonzalez, R ERA: 4.5																									
20 Greg Norton, S (9, PH)																									
14 Martin Prado, R OBP: 0.455, SLG: 0.632																									
Inning Stats	R: 0 E: 0 K: 1 S: 11	H: 1 LOB: 1 BB: 0 P: 15	R: 0 E: 0 K: 0 S: 6	H: 1 LOB: 2 BB: 1 P: 14	R: 0 E: 0 K: 0 S: 4	H: 0 LOB: 0 BB: 0 P: 8	R: 0 E: 0 K: 1 S: 10	H: 2 LOB: 3 BB: 1 P: 18	R: 0 E: 0 K: 1 S: 7	H: 0 LOB: 0 BB: 0 P: 13	R: 0 E: 0 K: 1 S: 13	H: 1 LOB: 1 BB: 0 P: 17	R: 0 E: 0 K: 0 S: 9	H: 0 LOB: 0 BB: 0 P: 10	R: 0 E: 0 K: 0 S: 6	H: 0 LOB: 0 BB: 0 P: 8	R: 1 E: 0 K: 1 S: 14	H: 1 LOB: 3 BB: 3 P: 29	1B: 5 2B: 1 3B: 0 HR: 0	SF: 0 SAC: 0 DP: 0 HBP: 0	WP: 0 PB: 0 SB: 1 CS: 0	PA: 38			
PITCHER	IP	WLS	BF	H	R	ER	SO	BB	IBB	HBP	BLK	WP	HR	S	P	ERA	WHIP								
31 John Lannan, L ERA: 4.43	7.0		28	5	0	0	4	1	1	0	0	0	0	60	95	0.00	0.857								
49 Garrett Mock, R ERA: 4.5	1.2	L	7	1	1	1	0	1	0	0	0	0	0	13	22	5.40	1.200								
58 Mike Hincley, L ERA: 2.57	0.0		2	0	0	0	0	2	0	0	0	0	0	4	12	∞	∞								
50 Julian Tavarez, R ERA: 3.88	0.1		1	0	0	0	1	0	0	0	0	0	0	3	3	0.00	0.000								

Atlanta Braves @ Washington Nationals
Nationals Park, Washington, DC
Wed Apr 22 2009, 7:05 PM EDT
Att: 15,567 - Cloudy - 54 F

AB 33
R 1
H 6
RBI 1
BB 5
SO 5
LOB 19

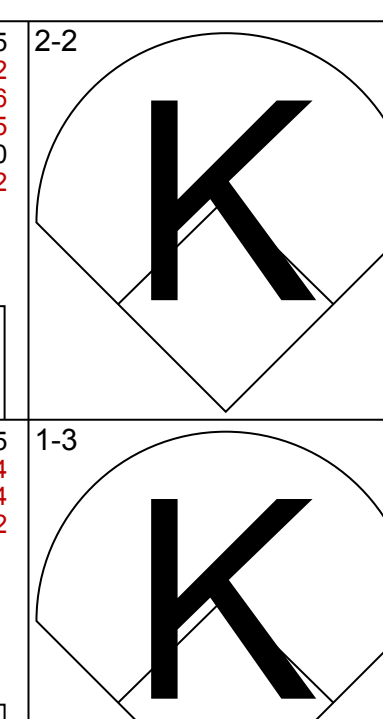
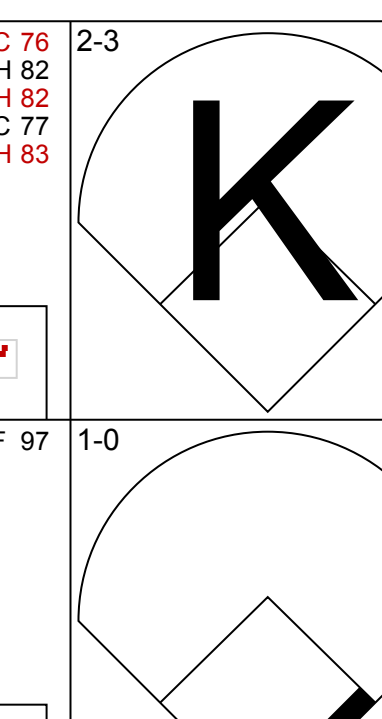
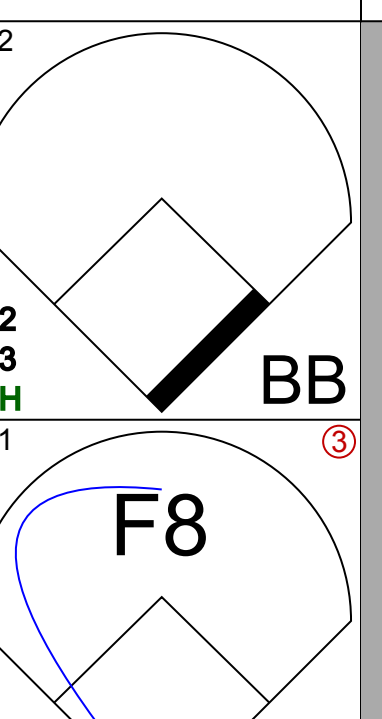
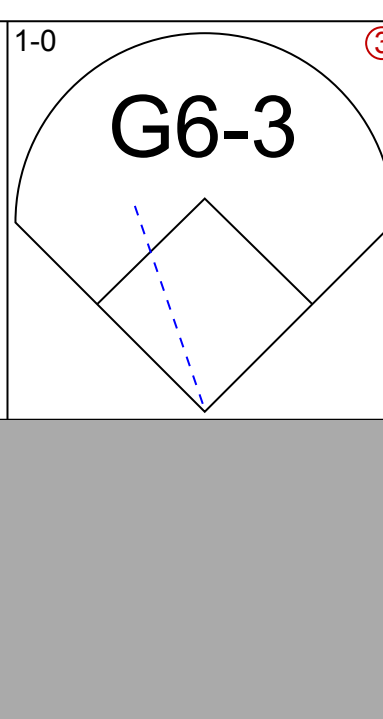
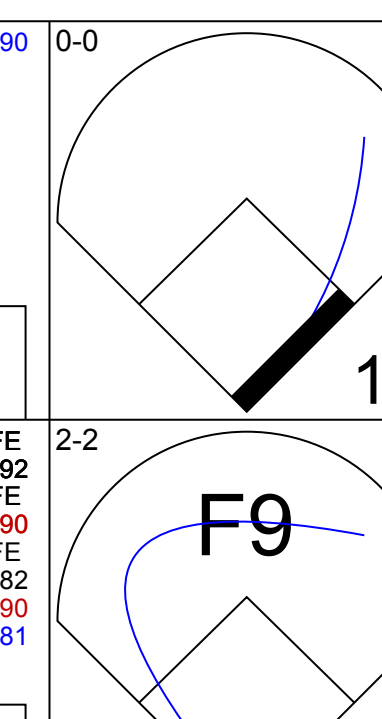
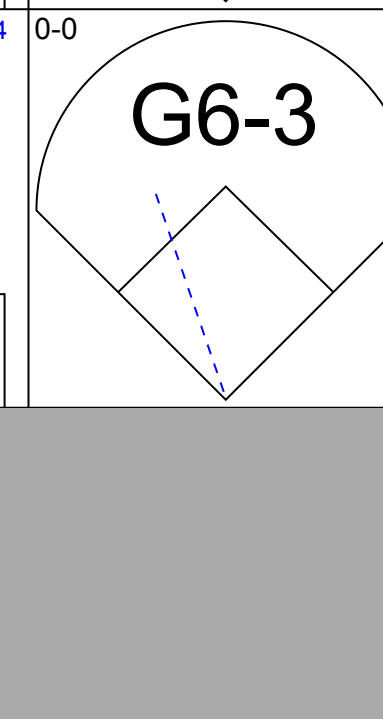
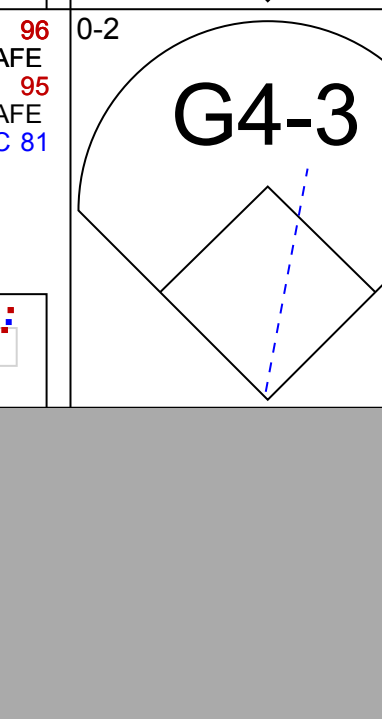
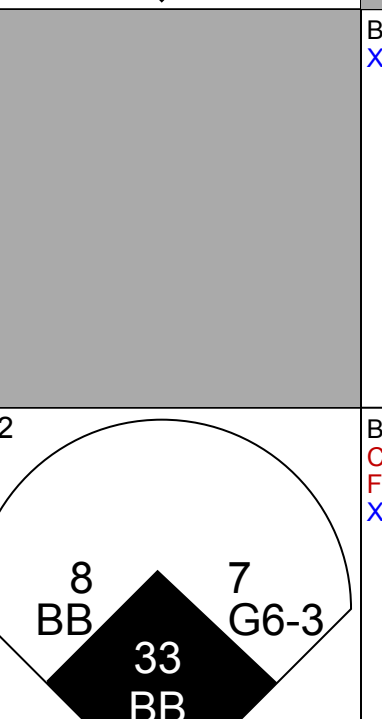
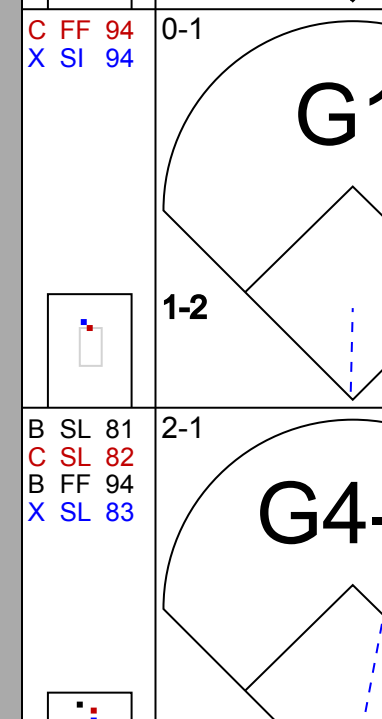



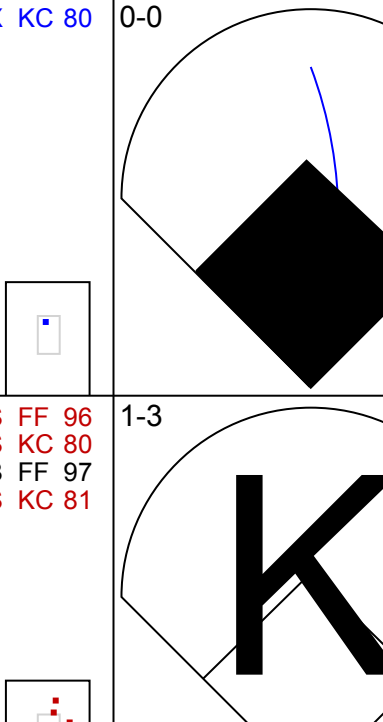
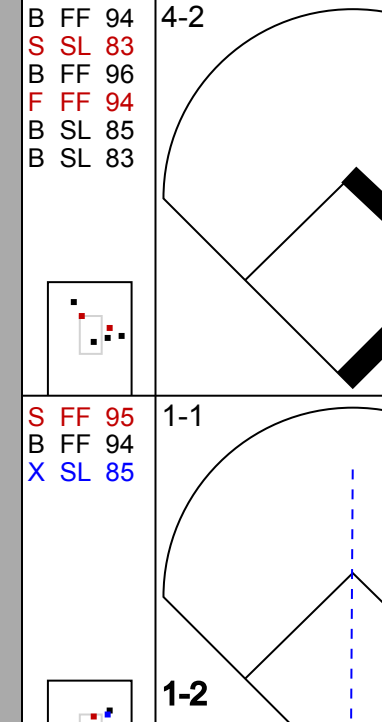
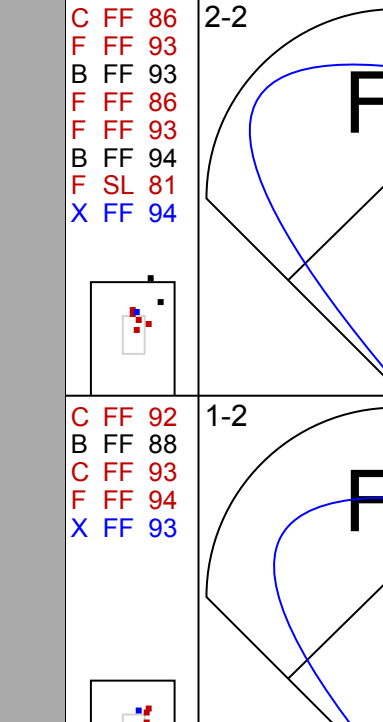


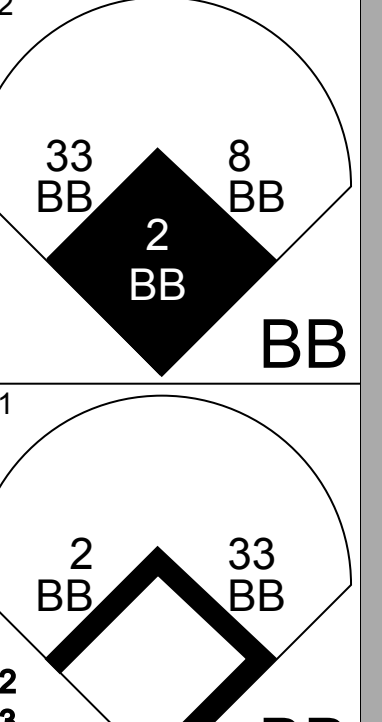

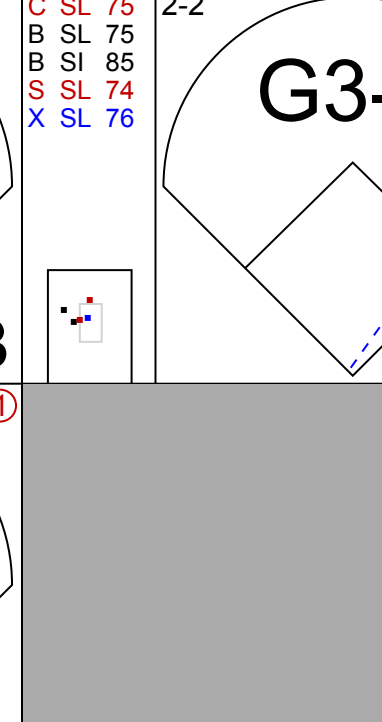
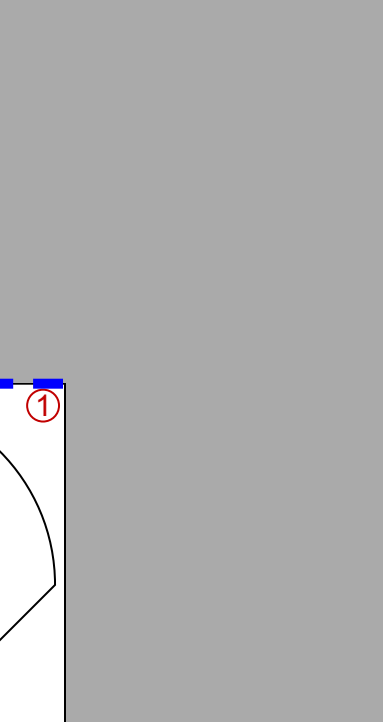
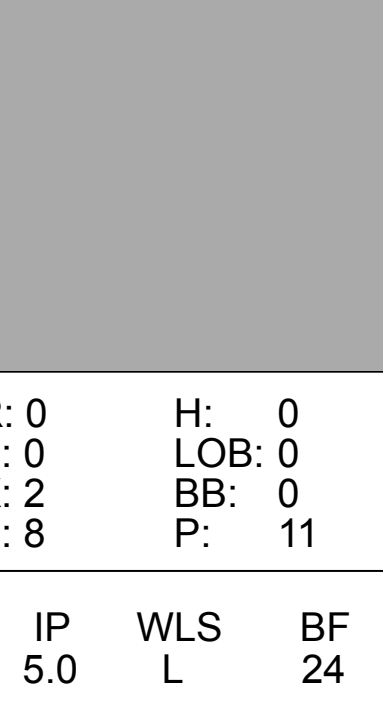
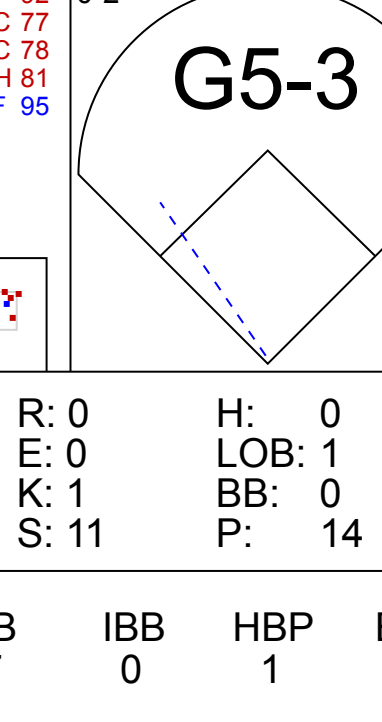
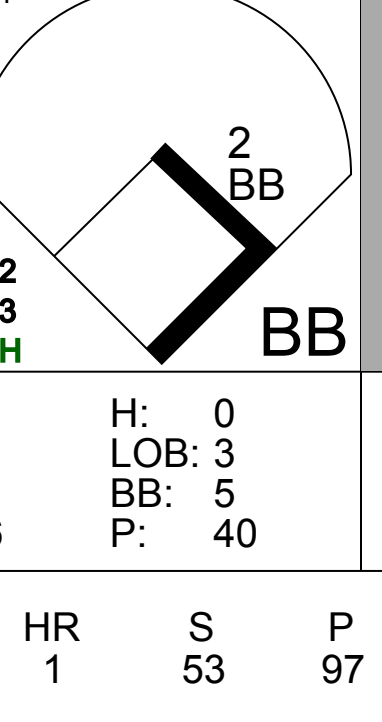
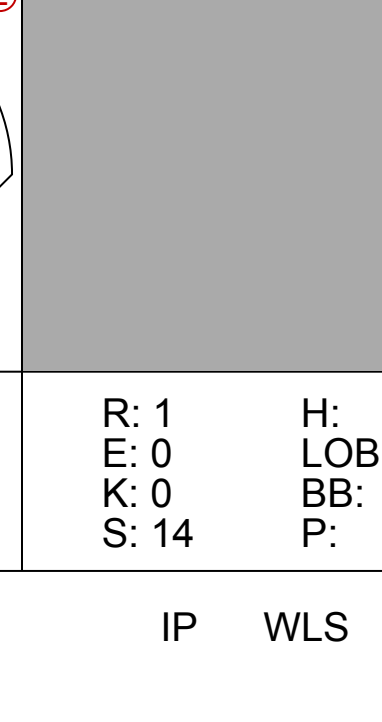
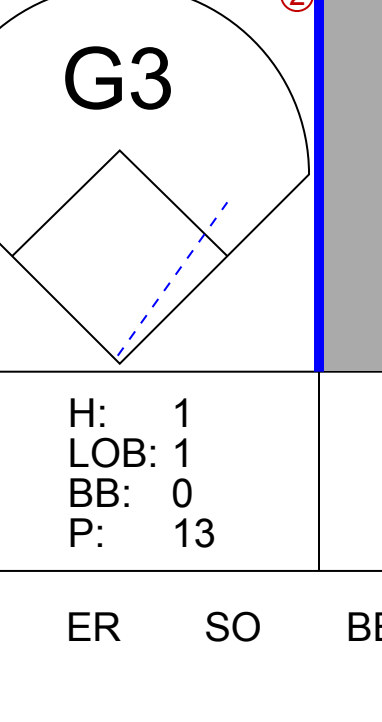
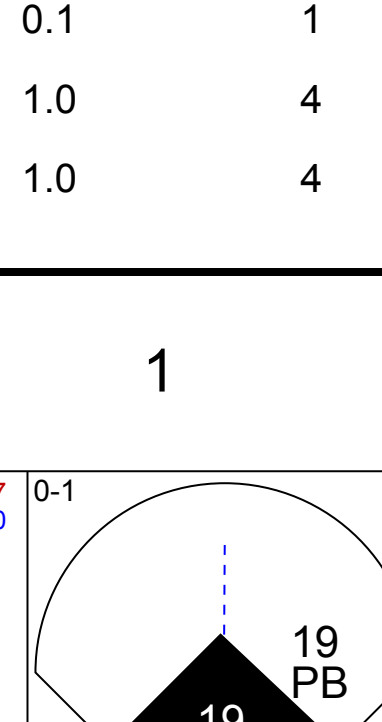
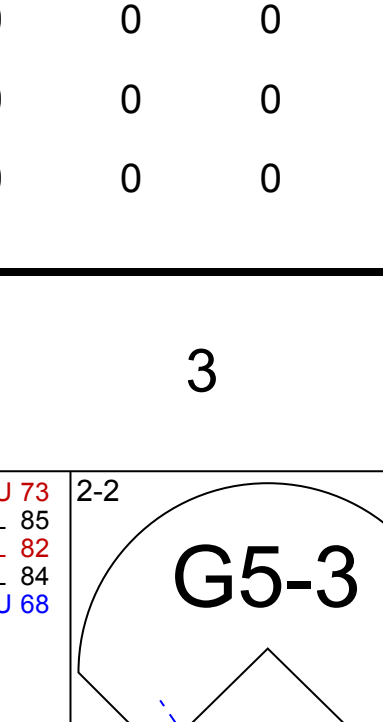
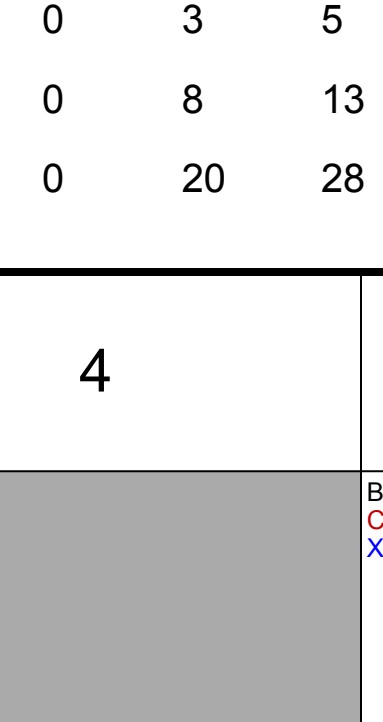
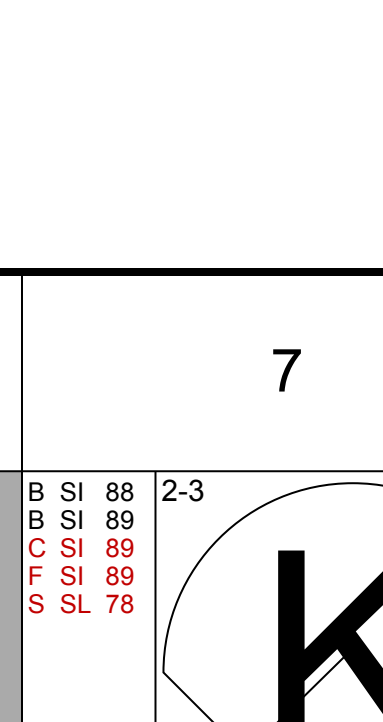
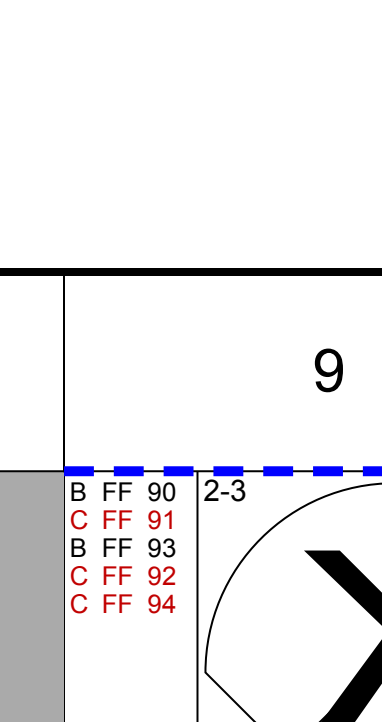
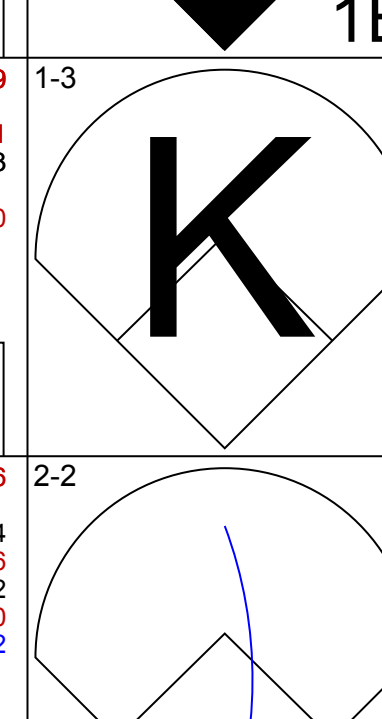
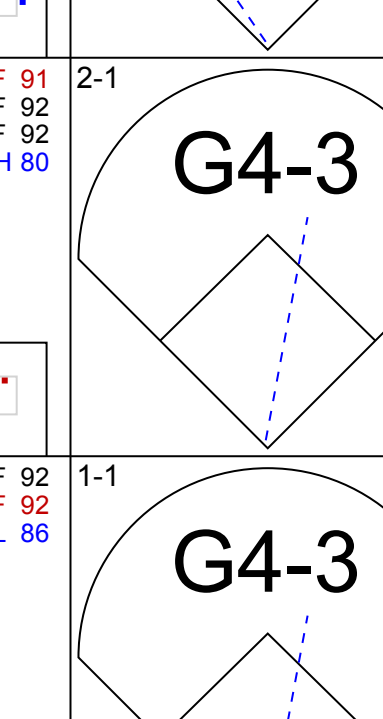

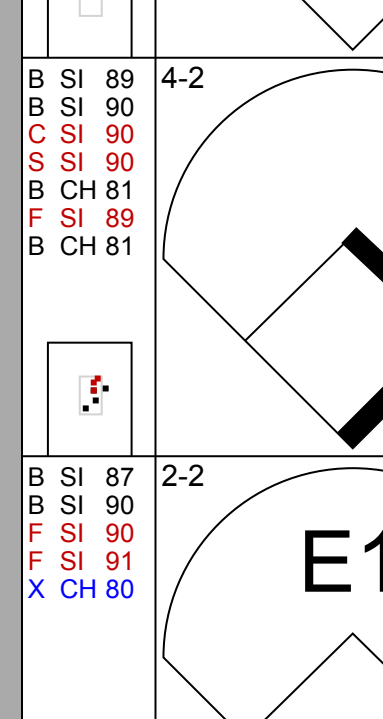
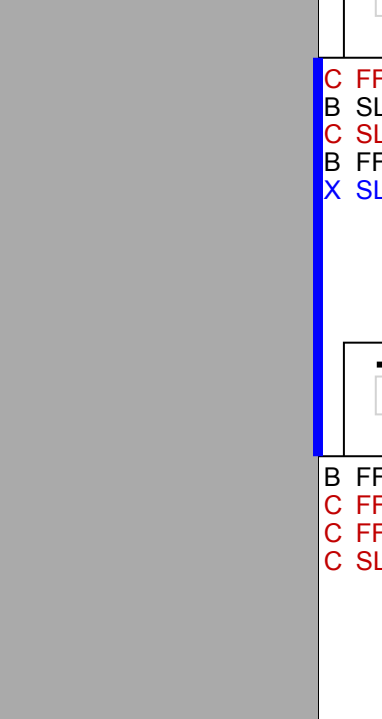
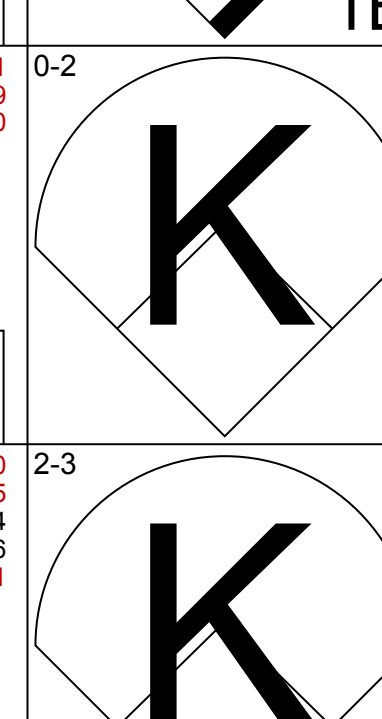

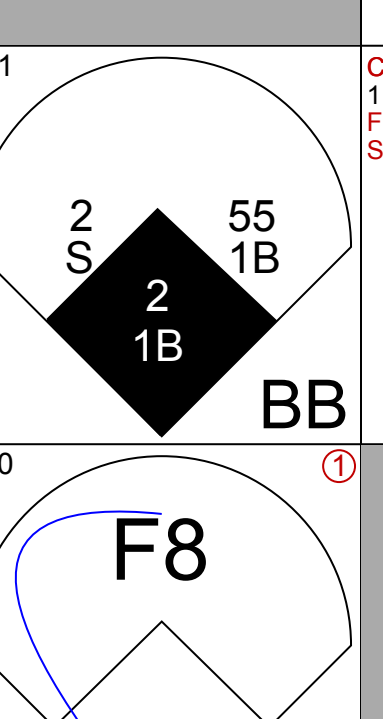
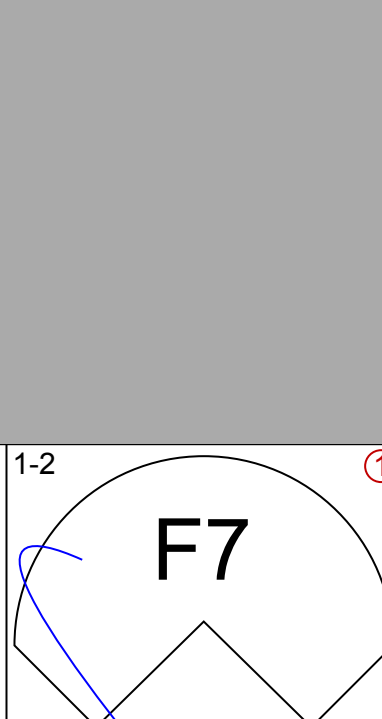
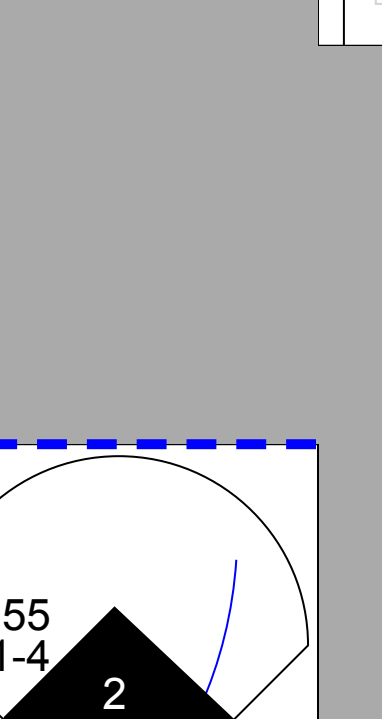

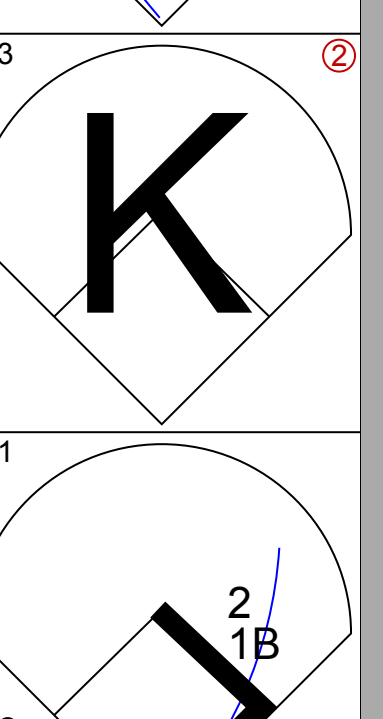
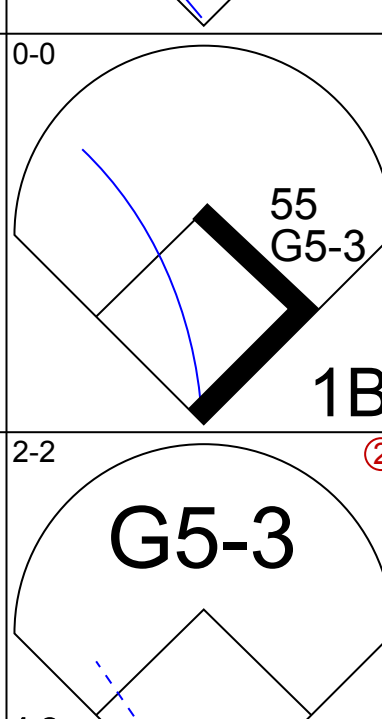
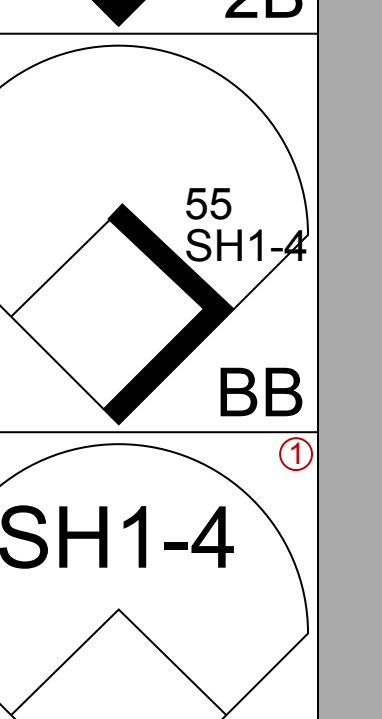


Batter	1	2	3	4	5	6	7	8	9	AB	R	H	RBI	BB	SO	LOB	BOTTOM								
13 Alex Cintron, S (1, 6)	1-0 B FF 89 X FF 89		0-1 C FF 90 X FF 91				0-0 X FF 91		0-3 C FF 90 S CH 82	4	0	0	0	0	1	2									
24 Nick Johnson, L OBP: 0.446, SLG: 0.420	1-1 F FF 90 B FF 91 X FF 91		0-1 C CH 82 X CH 82				0-1 C FF 90 X FF 91		0-2 C FF 91 X FF 92	4	0	2	0	0	0	0									
11 Ryan Zimmerman, R (1, 5)	1-2 C FF 92 F FF 91 F FF 93 X SL 81						1-1 S SL 80 B FF 92 X FF 90		1-3 C FF 92 B CH 82 F CH 82 S SL 80	3	0	1	0	1	1	2									
44 Adam Dunn, L OBP: 0.476, SLG: 0.609	1-1 B FF 91 X CH 84						1-1 C CH 82 B SL 77 X CH 84		2-3 C FF 91 X FF 91	4	0	0	0	0	2	4									
34 Elijah Dukes, R OBP: 0.380, SLG: 0.533		3-3 F FF 88 B SL 79 B SL 78 C FF 93					2-0 B SL 80 X CH 82		0-1 C FF 91 X FF 91	4	0	0	0	0	2	2									
16 Josh Willingham, R OBP: 0.321, SLG: 0.348		4-2 C FF 92 F FF 93 B SL 81 F CH 84 B CH 84 B FF 92					0-0 X FF 92		3-2 C FF 91 B SL 81 C FF 92 F SL 79 B SL 77 F CH 83 B FF 93 F CH 82 X FF 91	3	0	1	0	1	0	1									
10 Ronnie Belliard, R OBP: 0.133, SLG: 0.133		2-1 B SI 92 C CH 83 B CH 83 X FF 92					2-1 B CH 83 B FF 90 C FF 91 X FF 90		0-0 X FF 90	3	0	1	0	0	1	1									
3 Jesus Flores, R OBP: 0.340, SLG: 0.317		2-2 C SL 81 F FF 92 B CH 83 X SL 80					0-0 X FF 91		0-1 F FF 94 X FF 91	3	0	0	0	0	0	3									
31 John Lannan, L OBP: 0.167, SLG: 0.167							0-1 C FF 88 X CH 82			2	0	1	0	0	0	0									
25 Austin Kearns, R OBP: 0.386, SLG: 0.514										1	0	0	0	0	0	1									
49 Garrett Mock, S (8, 1)										0	0	0	0	0	0	0									
58 Mike Hincley, R (9, 1)										0	0	0	0	0	0	0									
50 Julian Tavarez, L (9, 1)										0	0	0	0	0	0	0									
Inning Stats	R: 0 E: 0 K: 0 S: 9	H: 1 LOB: 1 BB: 0 P: 13	R: 0 E: 1 K: 1 S: 12	H: 0 LOB: 1 BB: 1 P: 23	R: 0 E: 0 K: 0 S: 6	H: 0 LOB: 0 BB: 0 P: 6	R: 0 E: 0 K: 0 S: 6	H: 1 LOB: 1 BB: 0 P: 10	R: 0 E: 0 K: 2 S: 10	H: 0 LOB: 1 BB: 0 P: 13	R: 0 E: 0 K: 0 S: 10	H: 1 LOB: 1 BB: 0 P: 13	R: 0 E: 0 K: 2 S: 10	H: 0 LOB: 1 BB: 1 P: 17	R: 0 E: 0 K: 2 S: 10	H: 0 LOB: 0 BB: 0 P: 12	1B: 4 2B: 2 3B: 0 HR: 0	SF: 0 SAC: 1 DP: 1 HBP: 0	WP: 0 PB: 0 SB: 0 CS: 0	PA: 34					
PITCHER	IP	WLS	BF	H	R	ER	SO	BB	IBB	HBP	BLK	WP	HR	S	P	ERA	WHIP								
49 Jair Jurrjens, R ERA: 1.42	7.2		30	6	0	0	4	2	0	0	0	0	0	65	96	0.00	1.043								
51 Michael Gonzalez, L ERA: 5.68	0.1	W	1	0	0	0	1	0	0	0	0	0	0	3	6	0.00	0.000								
Rafael Soriano, R ERA:	1.0	S	3	0	0	0	2	0	0	0	0	0	0	10	12	0.00	0.000								

Atlanta Braves @ Washington Nationals
Nationals Park, Washington, DC
Wed Apr 22 2009, 7:05 PM EDT
Att: 15,567 - Cloudy - 54 F

AB 31
R 0
H 6
RBI 0
BB 2
SO 7
LOB 16

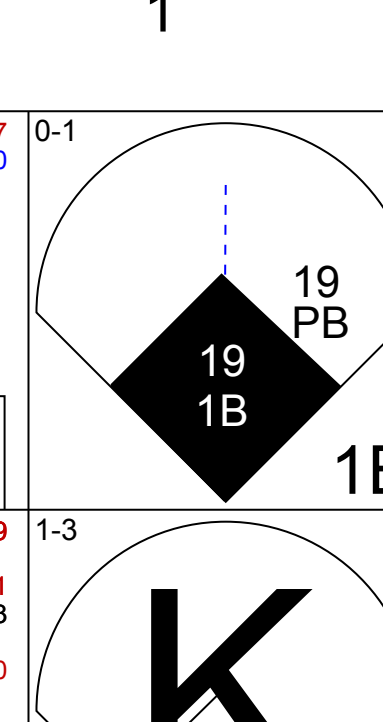
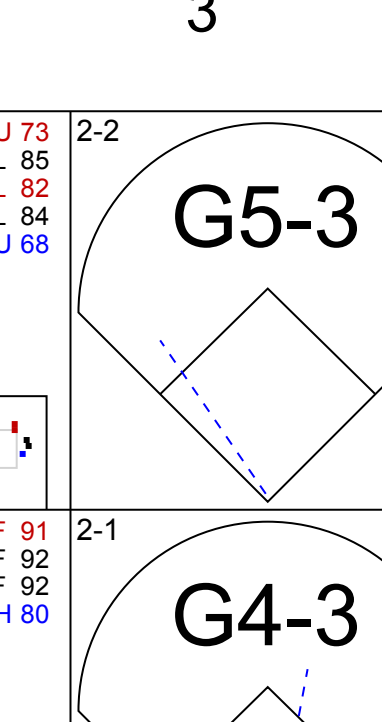
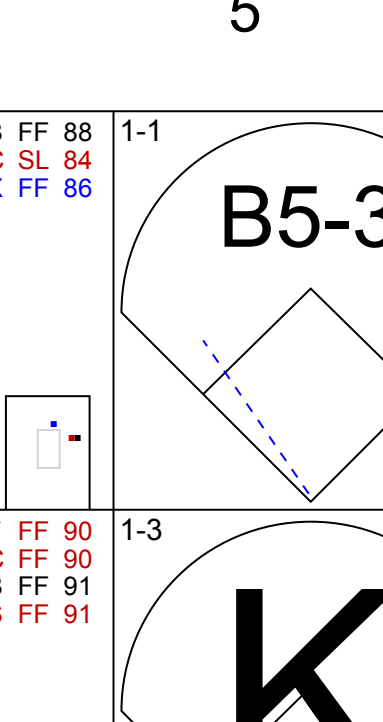
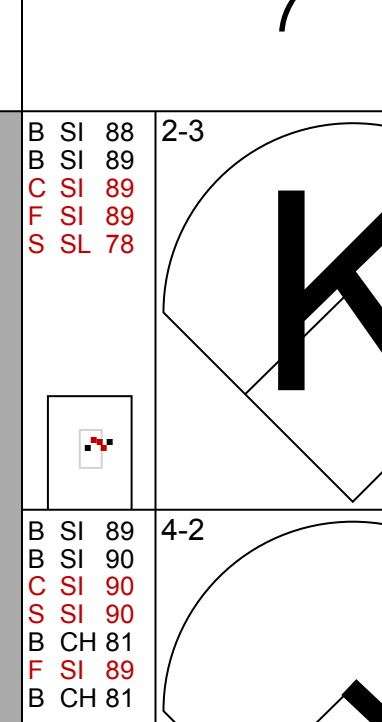
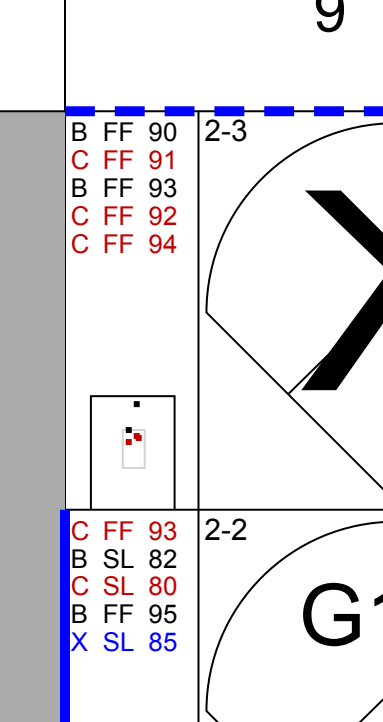
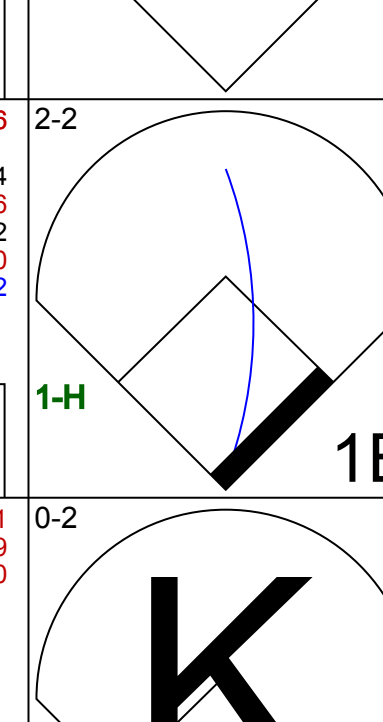
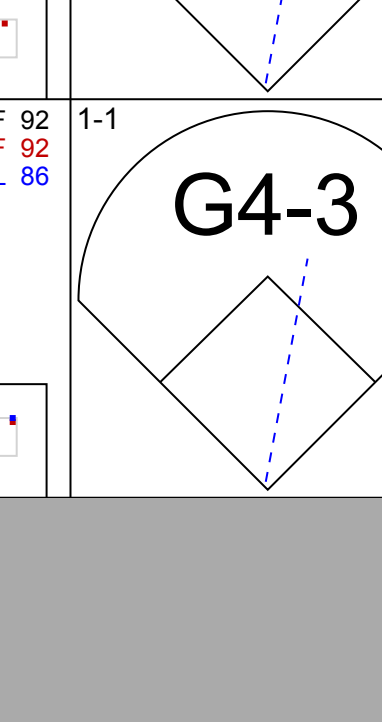
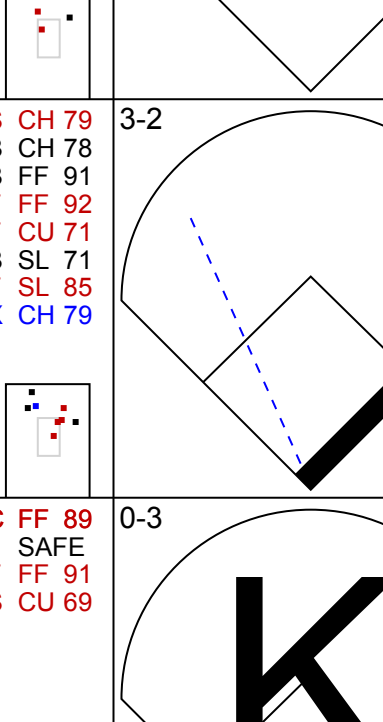
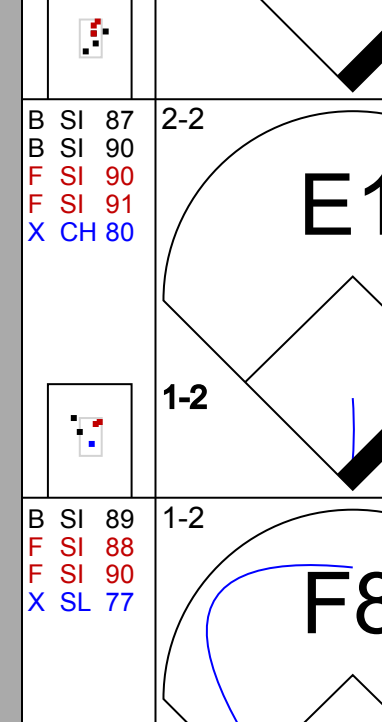
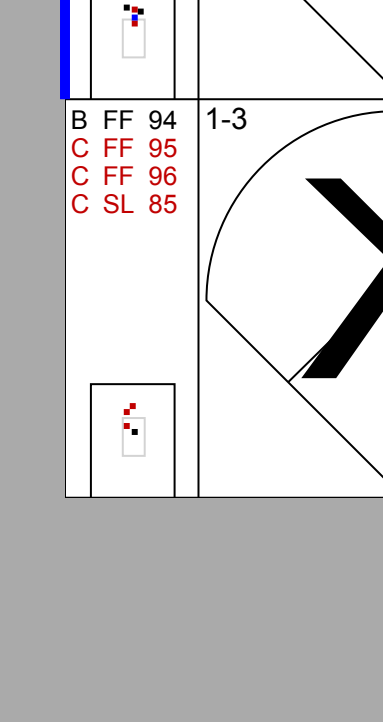









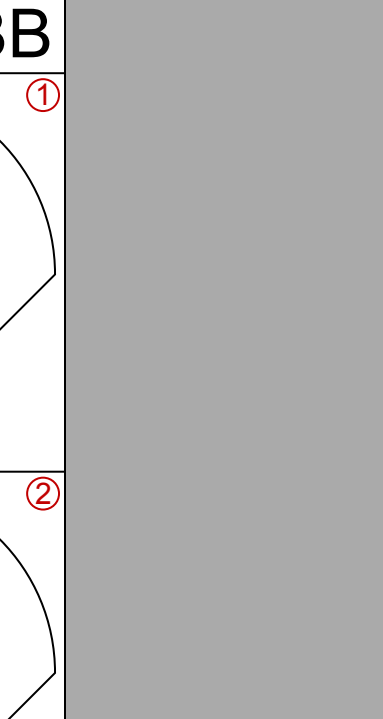
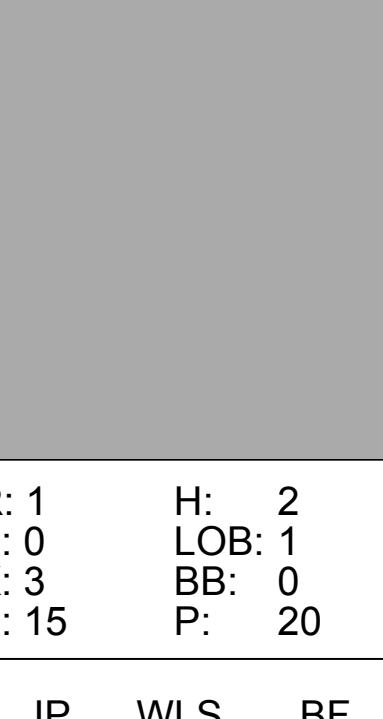
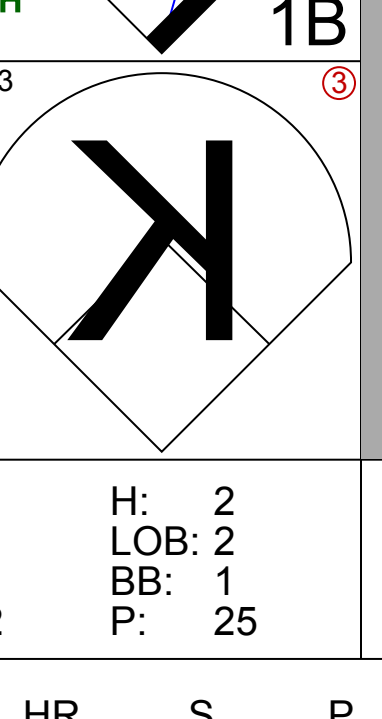
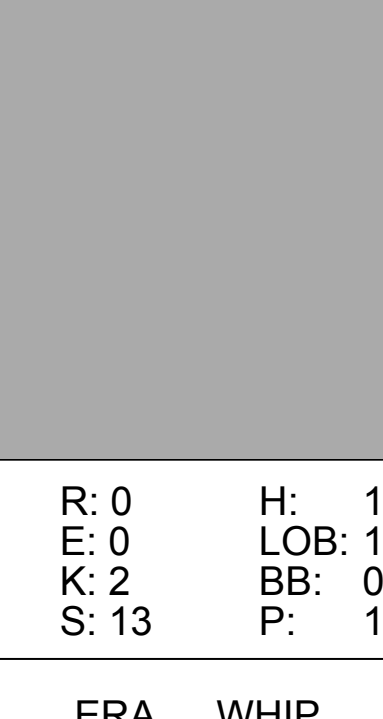
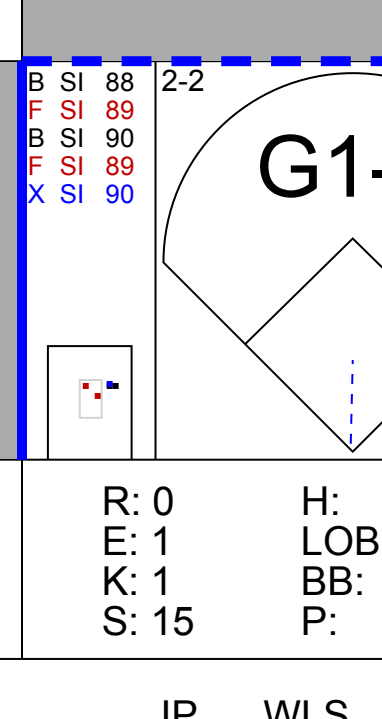
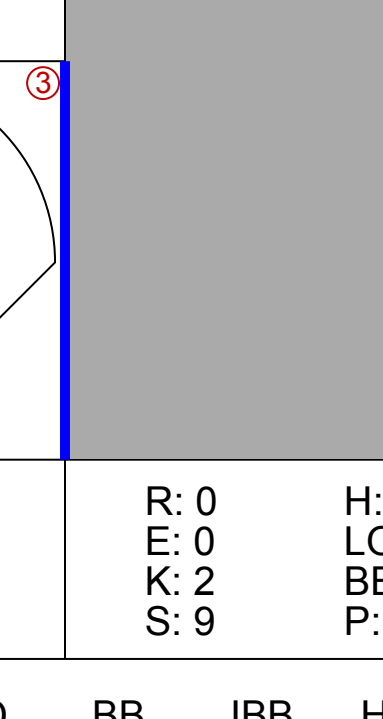







Batter	1	2	3	4	5	6	7	8	9	AB	R	H	RBI	BB	SO	LOB	TOP					
2 Kelly Johnson, L (1,4) OBP: 0.323, SLG: 0.456										4	0	1	1	1	2	1						
19 Yunel Escobar, R (1,6) OBP: 0.316, SLG: 0.365										3	1	0	0	1	1	4						
10 Chipper Jones, S (1,5) OBP: 0.354, SLG: 0.442										5	0	0	0	0	0	2						
22 Casey Kotchman, L (1,3) OBP: 0.381, SLG: 0.400										4	1	1	0	1	1	1						
7 Jeff Francoeur, R (1,9) OBP: 0.348, SLG: 0.508										3	1	1	1	2	0	2						
23 Matt Diaz, R (1,7) OBP: 0.348, SLG: 0.474										4	0	1	1	1	2	2						
24 Jordan Schafer, L (1,8) OBP: 0.375, SLG: 0.444										2	1	0	0	2	0	4						
8 David Ross, R (1,2) OBP: 0.500, SLG: 0.667										3	0	0	0	1	2	3						
33 Javier Vazquez, R (1,1)										2	0	0	1	1	1	1						
58 Peter Moylan, R (7,1)										0	0	0	0	0	0	0						
20 Greg Norton, S (8,PH)										1	0	0	0	0	0	0						
Rafael Soriano, R (8,1)										0	0	0	0	0	0	0						
51 Michael Gonzalez, R (9,1)										0	0	0	0	0	0	0						
Inning Stats	R: 0 E: 0 K: 2 S: 8	H: 0 LOB: 0 BB: 0 P: 11	R: 0 E: 0 K: 2 S: 10	H: 0 LOB: 2 BB: 2 P: 21	R: 0 E: 0 K: 1 S: 11	H: 0 LOB: 1 BB: 0 P: 14	R: 2 E: 0 K: 1 S: 16	H: 0 LOB: 3 BB: 0 P: 40	R: 1 E: 0 K: 1 S: 8	H: 1 LOB: 0 BB: 0 P: 11	R: 0 E: 0 K: 2 S: 10	H: 0 LOB: 1 BB: 1 P: 16	R: 1 E: 0 K: 0 S: 14	H: 1 LOB: 2 BB: 2 P: 27	R: 0 E: 0 K: 0 S: 8	H: 1 LOB: 1 BB: 0 P: 13	R: 0 E: 0 K: 0 S: 20	H: 1 LOB: 0 BB: 0 P: 28	1B: 3 2B: 0 3B: 0 HR: 1	SF: 0 SAC: 0 DP: 0 HBP: 1	WP: 0 PB: 0 SB: 0 CS: 0	PA: 42
PITCHER	IP	WLS	BF	H	R	ER	SO	BB	IBB	HBP	BLK	WP	HR	S	P	ERA	WHIP					
36 Edinson Volquez, R (1,1) ERA: 6.2	5.0	L	24	1	3	3	7	7	0	1	0	0	1	53	97	5.40	1.600					
40 Nick Masset, R (6,1) ERA: 2.35	1.2		9	1	1	1	2	3	0	0	0	0	0	21	38	5.40	2.400					
52 Daniel Herrera, L (7,1) ERA: 3.38	0.1		1	0	0	0	0	0	0	0	0	0	0	3	5	0.00	0.000					
51 Jared Burton, R (8,1) ERA: 7.56	1.0		4	1	0	0	0	0	0	0	0	0	0	8	13	0.00	1.000					
53 Arthur Rhodes, L (9,1) ERA:	1.0		4	1	0	0	0	0	0	0	0	0	0	20	28	0.00	1.000					

Atlanta Braves @ Cincinnati Reds
Great American Ball Park, Cincinnati, OH
Fri Apr 24 2009, 7:10 PM EDT
Att: 30,060 - Partly Cloudy - 83 F

AB 31
R 4
H 4
RBI 4
BB 10
SO 9
LOB 20



Batter	1	2	3	4	5	6	7	8	9	AB	R	H	RBI	BB	SO	LOB	BOTTOM					
3 Willy Taveras, R (1,8) OBP: 0.361, SLG: 0.353										5	1	1	0	0	2	0						
21 Chris Dickerson, L (1,7) OBP: 0.356, SLG: 0.389										3	0	0	0	1	2	1						
15 Jerry Hairston, R (8,PH) OBP: 0.273, SLG: 0.276										1	0	0	0	0	0	0						
19 Joey Volto, L (1,3) OBP: 0.429, SLG: 0.625										5	0	2	1	0	1	1						
4 Brandon Phillips, R (1,4) OBP: 0.308, SLG: 0.250										3	1	0	0	1	2	4						
32 Jay Bruce, L (1,9) OBP: 0.296, SLG: 0.460										4	1	1	0	0	1	2						
28 Edwin Encarnación, R (1,5) OBP: 0.338, SLG: 0.235										3	0	1	0	1	2	1						
55 Ramón Hernández, R (1,2) OBP: 0.280, SLG: 0.340										3	0	2	0	0	0	1						
2 Alex Gonzalez, R (1,6) OBP: 0.191, SLG: 0.186										3	0	1	2	0	0	2						
36 Edinson Volquez, R (1,1) ERA: 2.63										2	0	0	0	0	2	3						
40 Nick Masset, R (6,1) ERA: 9.0										0	0	0	0	0	0	0						
16 Darnell McDonald, R (7,PH)										1	0	0	0	0	0	0						
51 Jared Burton, R (8,1)										0	0	0	0	0	0	0						
17 Laynce Nixon, L (8,PH)										1	0	0	0	0	0	0						
53 Arthur Rhodes, L (9,1) ERA: 4.91										0	0	0	0	0	0	1						
Inning Stats	R: 1 E: 0 K: 3 S: 15	H: 2 LOB: 1 BB: 0 P: 20	R: 0 E: 0 K: 2 S: 12	H: 1 LOB: 0 BB: 0 P: 16	R: 0 E: 0 K: 0 S: 7	H: 0 LOB: 0 BB: 0 P: 12	R: 1 E: 0 K: 2 S: 12	H: 2 LOB: 2 BB: 1 P: 25	R: 0 E: 0 K: 2 S: 13	H: 1 LOB: 1 BB: 0 P: 18	R: 0 E: 0 K: 0 S: 8	H: 1 LOB: 0 BB: 0 P: 11	R: 0 E: 0 K: 1 S: 15	H: 0 LOB: 2 BB: 1 P: 26	R: 1 E: 0 K: 0 S: 9	H: 1 LOB: 1 BB: 1 P: 17	R: 0 E: 0 K: 2 S: 9	H: 0 LOB: 0 BB: 0 P: 14	1B: 6 2B: 2 3B: 0 HR: 0	SF: 1 SAC: 1 DP: 0 HBP: 0	WP: 0 PB: 1 SB: 1 CS: 0	PA: 39
PITCHER	IP	WLS	BF	H	R	ER	SO	BB	IBB	HBP	BLK	WP	HR	S	P	ERA	WHIP					
33 Javier Vazquez, R (1,1) ERA: 9.0	6.0	W	26	7	2	1	9	1	0	0	0	0	0	67	102	1.50	1.333					
58 Peter Moylan, R (7,1) ERA: 9.0	1.0	H	5	0	0	0	1	1	0	0	0	0	0	15	26	0.00	1.000					
Rafael Soriano, R (8,1) ERA: 1.13	1.0	H	5	1	1	1	0	1	0	0	0	0	0	9	17	9.00	2.000					
51 Michael Gonzalez, L (9,1) ERA: 4.91	1.0	S	3	0	0	0	2	0	0	0	0	0	0	9	14	0.00	0.000					

Atlanta Braves @ Cincinnati Reds
Great American Ball Park, Cincinnati, OH
Fri Apr 24 2009, 7:10 PM EDT
Att: 30,060 - Partly Cloudy - 83 F

AB 34
R 3
H 8
RBI 3
BB 3
SO 12
LOB 16



Batter	1	2	3	4	5	6	7	8	9	AB	R	H	RBI	BB	SO	LOB	TOP							
2 Kelly Johnson, L (1,4) OBP: 0.314, SLG: 0.426										4	2	0	0	1	1	4	Atlanta Braves @ Cincinnati Reds Great American Ball Park, Cincinnati, OH Sat Apr 25 2009, 1:10 PM EDT Att: 33,015 - Partly Cloudy - 79 F							
19 Yunel Escobar, R (1,6) OBP: 0.355, SLG: 0.464										4	3	3	4	0	0	1								
10 Chipper Jones, S (1,5) OBP: 0.365, SLG: 0.511										4	1	2	4	0	2	1								
4 Omar Infante, R (8,5) OBP: 0.333, SLG: 0.400										5	0	2	0	0	1	0								
22 Casey Kotchman, L (1,3) OBP: 0.382, SLG: 0.400										5	0	1	0	0	0	2								
7 Jeff Francoeur, R (1,9) OBP: 0.338, SLG: 0.485										5	0	0	0	0	2	3								
23 Matt Diaz, R (1,7) OBP: 0.314, SLG: 0.419										1	0	0	0	0	2	3								
24 Jordan Schafer, L (1,8) OBP: 0.397, SLG: 0.464										2	2	1	0	2	0	0								
8 David Ross, R (1,2) OBP: 0.500, SLG: 0.688										4	2	2	1	0	0	2								
32 Derek Lowe, R (1,1)										1	0	0	0	1	0	0								
20 Greg Norton, S (8,PH) OBP: 0.143, SLG: 0.154										1	0	1	1	0	0	0								
34 Eric O'Flaherty, L (8,1)										0	0	0	0	0	0	0								
30 Jeff Bennett, R (9,1)										0	0	0	0	0	0	0								
Inning Stats	R: 2 E: 1 K: 1 S: 13	H: 3 LOB: 1 BB: 1 P: 24	R: 4 E: 1 K: 0 S: 13	H: 3 LOB: 0 BB: 1 P: 26	R: 0 E: 0 K: 0 S: 9	H: 0 LOB: 1 BB: 1 P: 14	R: 0 E: 0 K: 2 S: 10	H: 0 LOB: 0 BB: 0 P: 15	R: 0 E: 0 K: 2 S: 7	H: 0 LOB: 0 BB: 0 P: 11	R: 3 E: 0 K: 1 S: 11	H: 3 LOB: 0 BB: 0 P: 16	R: 0 E: 0 K: 0 S: 7	H: 0 LOB: 0 BB: 0 P: 8	R: 1 E: 0 K: 0 S: 9	H: 1 LOB: 1 BB: 1 P: 16	R: 0 E: 0 K: 0 S: 7	H: 2 LOB: 1 BB: 0 P: 7	1B: 6 2B: 4 3B: 0 HR: 2	SF: 0 SAC: 1 DP: 2 HBP: 1	WP: 1 PB: 0 SB: 0 CS: 0	PA: 42		
PITCHER	IP WLS BF H R ER SO BB IBB HBP BLK WP HR S P ERA WHIP	IP WLS BF H R ER SO BB IBB HBP BLK WP HR S P ERA WHIP	IP WLS BF H R ER SO BB IBB HBP BLK WP HR S P ERA WHIP	IP WLS BF H R ER SO BB IBB HBP BLK WP HR S P ERA WHIP	IP WLS BF H R ER SO BB IBB HBP BLK WP HR S P ERA WHIP	IP WLS BF H R ER SO BB IBB HBP BLK WP HR S P ERA WHIP	IP WLS BF H R ER SO BB IBB HBP BLK WP HR S P ERA WHIP	IP WLS BF H R ER SO BB IBB HBP BLK WP HR S P ERA WHIP	IP WLS BF H R ER SO BB IBB HBP BLK WP HR S P ERA WHIP	IP WLS BF H R ER SO BB IBB HBP BLK WP HR S P ERA WHIP	IP WLS BF H R ER SO BB IBB HBP BLK WP HR S P ERA WHIP	IP WLS BF H R ER SO BB IBB HBP BLK WP HR S P ERA WHIP	IP WLS BF H R ER SO BB IBB HBP BLK WP HR S P ERA WHIP	IP WLS BF H R ER SO BB IBB HBP BLK WP HR S P ERA WHIP	IP WLS BF H R ER SO BB IBB HBP BLK WP HR S P ERA WHIP	IP WLS BF H R ER SO BB IBB HBP BLK WP HR S P ERA WHIP	IP WLS BF H R ER SO BB IBB HBP BLK WP HR S P ERA WHIP	IP WLS BF H R ER SO BB IBB HBP BLK WP HR S P ERA WHIP	IP WLS BF H R ER SO BB IBB HBP BLK WP HR S P ERA WHIP	IP WLS BF H R ER SO BB IBB HBP BLK WP HR S P ERA WHIP	IP WLS BF H R ER SO BB IBB HBP BLK WP HR S P ERA WHIP	IP WLS BF H R ER SO BB IBB HBP BLK WP HR S P ERA WHIP	IP WLS BF H R ER SO BB IBB HBP BLK WP HR S P ERA WHIP	IP WLS BF H R ER SO BB IBB HBP BLK WP HR S P ERA WHIP

AB 36
R 10
H 12
RBI 10
BB 4
SO 6
LOB 13



Batter	1	2	3	4	5	6	7	8	9	AB	R	H	RBI	BB	SO	LOB	BOTTOM							
21 Chris Dickerson, L (1,7) OBP: 0.320, SLG: 0.341										5	0	0	0	0	4	6	Atlanta Braves @ Cincinnati Reds Great American Ball Park, Cincinnati, OH Sat Apr 25 2009, 1:10 PM EDT Att: 33,015 - Partly Cloudy - 79 F							
15 Jerry Hairston, R (1,8) OBP: 0.257, SLG: 0.258										2	0	0	0	0	1	0								
16 Darrell McDonald, R (4,8) OBP: 0.360, SLG: 0.472										2	0	0	0	0	1	3								
57 Mike Lincoln, R (8,1) OBP: 0.360, SLG: 0.472										0	0	0	0	0	0	0								
19 Joey Votto, L (1,3) OBP: 0.419, SLG: 0.597										3	0	0	0	0	2	2								
4 Brandon Phillips, R (1,4) OBP: 0.290, SLG: 0.232										4	0	0	0	0	0	1								
32 Jay Bruce, L (1,9) OBP: 0.310, SLG: 0.472										3	1	1	0	1	2	0								
28 Edwin Encarnación, R (1,5) OBP: 0.319, SLG: 0.219										4	0	0	0	0	0	2								
2 Alex Gonzalez, R (1,6) OBP: 0.200, SLG: 0.261										3	1	1	2	0	0	1								
7 Paul Janish, R (9,6) OBP: 0.500, SLG: 0.545										1	0	1	0	0	0	0								
29 Ryan Hanigan, R (1,2) OBP: 0.438, SLG: 0.429										3	0	2	0	1	0	1								
61 Bronson Arroyo, R (1,1)										0	0	0	0	0	0	0								
52 Daniel Herrera, L (6,1)										0	0	0	0	0	0	0								
17 Laynce Nix, L (7,PH) OBP: 0.300, SLG: 0.421										2	0	1	0	0	1	1								
Inning Stats	R: 0 E: 0 K: 1 S: 8	H: 0 LOB: 1 BB: 0 P: 15	R: 2 E: 0 K: 0 S: 13	H: 3 LOB: 1 BB: 0 P: 22	R: 0 E: 0 K: 1 S: 5	H: 0 LOB: 0 BB: 0 P: 6	R: 0 E: 0 K: 1 S: 8	H: 0 LOB: 0 BB: 0 P: 9	R: 0 E: 0 K: 3 S: 14	H: 1 LOB: 2 BB: 0 P: 21	R: 0 E: 0 K: 0 S: 8	H: 0 LOB: 1 BB: 1 P: 14	R: 0 E: 0 K: 2 S: 13	H: 0 LOB: 1 BB: 1 P: 22	R: 0 E: 0 K: 2 S: 9	H: 0 LOB: 0 BB: 0 P: 10	R: 0 E: 0 K: 1 S: 17	H: 2 LOB: 2 BB: 0 P: 24	1B: 3 2B: 2 3B: 0 HR: 1	SF: 0 SAC: 2 DP: 0 HBP: 1	WP: 0 PB: 0 SB: 0 CS: 0	PA: 37		
PITCHER	IP WLS BF H R ER SO BB IBB HBP BLK WP HR S P ERA WHIP	IP WLS BF H R ER SO BB IBB HBP BLK WP HR S P ERA WHIP	IP WLS BF H R ER SO BB IBB HBP BLK WP HR S P ERA WHIP	IP WLS BF H R ER SO BB IBB HBP BLK WP HR S P ERA WHIP	IP WLS BF H R ER SO BB IBB HBP BLK WP HR S P ERA WHIP	IP WLS BF H R ER SO BB IBB HBP BLK WP HR S P ERA WHIP	IP WLS BF H R ER SO BB IBB HBP BLK WP HR S P ERA WHIP	IP WLS BF H R ER SO BB IBB HBP BLK WP HR S P ERA WHIP	IP WLS BF H R ER SO BB IBB HBP BLK WP HR S P ERA WHIP	IP WLS BF H R ER SO BB IBB HBP BLK WP HR S P ERA WHIP	IP WLS BF H R ER SO BB IBB HBP BLK WP HR S P ERA WHIP	IP WLS BF H R ER SO BB IBB HBP BLK WP HR S P ERA WHIP	IP WLS BF H R ER SO BB IBB HBP BLK WP HR S P ERA WHIP	IP WLS BF H R ER SO BB IBB HBP BLK WP HR S P ERA WHIP	IP WLS BF H R ER SO BB IBB HBP BLK WP HR S P ERA WHIP	IP WLS BF H R ER SO BB IBB HBP BLK WP HR S P ERA WHIP	IP WLS BF H R ER SO BB IBB HBP BLK WP HR S P ERA WHIP	IP WLS BF H R ER SO BB IBB HBP BLK WP HR S P ERA WHIP	IP WLS BF H R ER SO BB IBB HBP BLK WP HR S P ERA WHIP	IP WLS BF H R ER SO BB IBB HBP BLK WP HR S P ERA WHIP	IP WLS BF H R ER SO BB IBB HBP BLK WP HR S P ERA WHIP	IP WLS BF H R ER SO BB IBB HBP BLK WP HR S P ERA WHIP	IP WLS BF H R ER SO BB IBB HBP BLK WP HR S P ERA WHIP	IP WLS BF H R ER SO BB IBB HBP BLK WP HR S P ERA WHIP

AB 32
R 2
H 6
RBI 2
BB 2
SO 11
LOB 17



Batter	1	2	3	4	5	6	7	8	9	AB	R	H	RBI	BB	SO	LOB	TOP								
55 Skip Schumaker, L (1,4) OBP: 0.365, SLG: 0.354	G4-3						G6-3			4	0	1	1	0	1	2	St. Louis Cardinals @ Atlanta Braves Turner Field, Atlanta, GA Wed Apr 29 2009, 7:00 PM EDT Att: 19,127 - Partly Cloudy - 78 F								
28 Colby Rasmus, L (1,9) OBP: 0.358, SLG: 0.310	F9		F8				K			4	0	0	0	0	2	3									
5 Albert Pujols, R (1,3) OBP: 0.450, SLG: 0.646	F9				F8					4	1	2	1	0	0	0									
16 Chris Duncan, L (1,7) OBP: 0.392, SLG: 0.522	G4-3									3	0	1	1	1	0	1									
30 Jason Motte, R (8,1)										0	0	0	0	0	0	0									
31 Ryan Franklin, R (8,1)										0	0	0	0	0	0	0									
24 Rick Ankiel, L (1,8) OBP: 0.325, SLG: 0.406	K									4	0	1	1	0	2	2									
4 Yadier Molina, R (1,2) OBP: 0.402, SLG: 0.500	G5-3									4	0	0	0	0	0	2									
22 Joe Thurston, L (1,5) OBP: 0.386, SLG: 0.440										4	1	1	0	0	1	0									
13 Brendan Ryan, R (1,6) OBP: 0.317, SLG: 0.389										1	1	1	0	0	0	0									
23 Brian Barden, R (5,PH) OBP: 0.442, SLG: 0.641										3	1	1	0	0	1	0									
50 Adam Wainwright, R (1,1) OBP: 0.200, SLG: 0.300										3	1	1	1	0	2	1									
36 Denys Reyes, R (7,1)										0	0	0	0	0	0	0									
34 Chris Perez, R (7,1)										0	0	0	0	0	0	0									
47 Ryan Ludwick, R (8,9) OBP: 0.329, SLG: 0.569										1	0	0	0	0	1	0									
Inning Stats	R: 0 E: 0 K: 0 S: 6	H: 0 LOB: 0 BB: 0 P: 7	R: 0 E: 0 K: 1 S: 7	H: 0 LOB: 0 BB: 0 P: 9	R: 1 E: 0 K: 2 S: 11	H: 2 LOB: 1 BB: 0 P: 15	R: 0 E: 0 K: 0 S: 10	H: 0 LOB: 0 BB: 0 P: 20	R: 4 E: 0 K: 2 S: 19	H: 6 LOB: 2 BB: 0 P: 22	R: 0 E: 0 K: 0 S: 4	H: 0 LOB: 0 BB: 0 P: 5	R: 0 E: 0 K: 2 S: 8	H: 0 LOB: 0 BB: 0 P: 11	R: 0 E: 0 K: 1 S: 6	H: 1 LOB: 1 BB: 0 P: 10	R: 0 E: 0 K: 2 S: 9	H: 0 LOB: 0 BB: 0 P: 14	1B: 8 2B: 1 3B: 0 HR: 0	SF: 0 SAC: 0 DP: 0 HBP: 0	WP: 0 PB: 0 SB: 0 CS: 0	PA: 36			
PITCHER	IP	WLS	BF	H	R	ER	SO	BB	IBB	HBP	BLK	WP	HR	S	P	ERA	WHIP								
33 Javier Vazquez, R (1,1) ERA: 3.38	8.0	L	33	9	5	5	8	1	0	0	0	0	0	71	99	5.62	1.250								
Rafael Soriano, R (9,1) ERA: 0.9	1.0		3	0	0	0	2	0	0	0	0	0	0	9	14	0.00	0.000								

Batter	1	2	3	4	5	6	7	8	9	AB	R	H	RBI	BB	SO	LOB	BOTTOM								
4 Omar Infante, R (1,4) OBP: 0.386, SLG: 0.425	G6-3									5	0	3	1	0	1	2	St. Louis Cardinals @ Atlanta Braves Turner Field, Atlanta, GA Wed Apr 29 2009, 7:00 PM EDT Att: 19,127 - Partly Cloudy - 78 F								
19 Yunel Escobar, R (1,6) OBP: 0.329, SLG: 0.411	G6-3		F9							5	0	0	0	0	0	4									
10 Chipper Jones, S (1,5) OBP: 0.420, SLG: 0.508	F7									5	0	1	0	0	0	1									
22 Casey Kotchman, L (1,3) OBP: 0.376, SLG: 0.421										4	1	2	0	1	1	1									
7 Jeff Francoeur, R (1,9) OBP: 0.307, SLG: 0.422	F9									5	1	2	0	0	1	3									
23 Matt Diaz, R (1,7) OBP: 0.317, SLG: 0.392										3	0	0	0	1	0	3									
24 Jordan Schafer, L (1,8) OBP: 0.415, SLG: 0.439										1	0	0	0	3	0	1									
8 David Ross, R (1,2) OBP: 0.457, SLG: 0.643										3	1	0	0	1	1	5									
33 Javier Vazquez, R (1,1) ERA: 2.76										3	0	0	0	0	0	2									
20 Greg Norton, S (8,PH) OBP: 0.222, SLG: 0.133										0	0	0	0	1	0	0									
Rafael Soriano, R (9,1) ERA										0	0	0	0	0	0	0									
Inning Stats	R: 0 E: 0 K: 0 S: 8	H: 1 LOB: 2 BB: 1 P: 15	R: 1 E: 0 K: 0 S: 8	H: 1 LOB: 2 BB: 2 P: 19	R: 2 E: 1 K: 0 S: 16	H: 2 LOB: 1 BB: 1 P: 24	R: 0 E: 0 K: 1 S: 8	H: 0 LOB: 0 BB: 0 P: 12	R: 0 E: 0 K: 1 S: 17	H: 2 LOB: 3 BB: 1 P: 30	R: 0 E: 0 K: 0 S: 8	H: 1 LOB: 0 BB: 0 P: 10	R: 0 E: 0 K: 2 S: 7	H: 0 LOB: 0 BB: 0 P: 9	R: 0 E: 0 K: 0 S: 9	H: 0 LOB: 2 BB: 2 P: 19	R: 0 E: 0 K: 0 S: 9	H: 1 LOB: 1 BB: 0 P: 10	1B: 7 2B: 1 3B: 0 HR: 0	SF: 0 SAC: 0 DP: 1 HBP: 0	WP: 1 PB: 0 SB: 1 CS: 0	PA: 41			
PITCHER	IP	WLS	BF	H	R	ER	SO	BB	IBB	HBP	BLK	WP	HR	S	P	ERA	WHIP								
50 Adam Wainwright, R (1,1)	6.0	W	29	7	3	2	2	5	0	0	0	0	0	4	5	0.00	0.000								
34 Chris Perez, R (7,1)	0.1	H	1	0	0	0	1	0	0	0	0	0	0	3	4	0.00	0.000								
30 Jason Motte, R (8,1)	0.2	H	4	0	0	0	0	2	0	0	0	0	0	7	17	0.00	3.000								
31 Ryan Franklin, R (8,1)	1.1	S	5	1	0	0	0	0	0	0	0	0	0	11	12	0.00	0.750								



Batter	1	2	3	4	5	6	7	8	9	AB	R	H	RBI	BB	SO	LOB	TOP									
3 Kazuo Matsui, S OBP: 0.313, SLG: 0.333	F9		K						G4-3	5	0	2	1	0	1	1										
21 Michael Bourn, L OBP: 0.360, SLG: 0.430	G4-3		K						G3-1	5	0	1	1	0	1	3										
17 Lance Berkman, S OBP: 0.324, SLG: 0.417	HR		F9						P6	5	1	2	1	0	0	1										
45 Carlos Lee, R OBP: 0.316, SLG: 0.517										4	1	2	0	0	0	2										
4 Jason Michaels, R OBP: 0.391, SLG: 0.474										0	0	0	0	0	0	0										
10 Miguel Tejada, R OBP: 0.324, SLG: 0.351	P6									4	1	0	0	0	1	2										
9 Hunter Pence, R OBP: 0.375, SLG: 0.488										4	1	3	0	0	0	0										
27 Geoff Blum, S OBP: 0.363, SLG: 0.338										3	0	1	0	0	0	4	AB 38									
43 Chris Sampson, R										0	0	0	0	0	0	0	R 5									
31 Jason Smith, L										0	0	0	0	0	0	0	H 13									
26 Doug Brocail, L										0	0	0	0	0	0	0	RBI 5									
22 LaTroy Hawkins, R										0	0	0	0	0	0	0	BB 0									
77 Ivan Rodriguez, R OBP: 0.296, SLG: 0.421										4	1	2	1	0	0	3	SO 3									
44 Roy Oswalt, R OBP: 0.200, SLG: 0.111										1	0	0	0	0	0	1	LOB 18									
52 Felipe Paulino, R OBP: 0.167, SLG: 0.167										0	0	0	0	0	0	0										
2 Darin Erstad, L										0	0	0	1	0	0	0										
48 Tim Byrdak, L										0	0	0	0	0	0	0										
8 Jeff Keppinger, R OBP: 0.455, SLG: 0.655										2	0	0	0	0	0	1										
Inning Stats	R: 1 H: 2 E: 0 K: 0 S: 16	H: 2 BB: 0 LOB: 1 P: 19	R: 0 H: 2 E: 0 K: 0 S: 13	H: 2 BB: 1 LOB: 1 P: 17	R: 0 H: 0 E: 0 K: 2 S: 8	H: 0 BB: 0 LOB: 0 P: 10	R: 3 H: 4 E: 1 K: 0 S: 20	H: 4 BB: 0 LOB: 2 P: 28	R: 0 H: 0 E: 0 K: 0 S: 4	H: 0 BB: 0 LOB: 0 P: 6	R: 0 H: 1 E: 0 K: 0 S: 6	H: 1 BB: 0 LOB: 0 P: 10	R: 0 H: 2 E: 0 K: 0 S: 10	H: 2 BB: 0 LOB: 0 P: 17	R: 0 H: 0 E: 0 K: 1 S: 8	H: 0 BB: 0 LOB: 0 P: 12	R: 1 H: 2 E: 0 K: 0 S: 11	H: 2 BB: 0 LOB: 1 P: 17	1B: 10 2B: 1 3B: 1 HR: 1	SF: 1 SAC: 0 DP: 1 HBP: 0	WP: 0 PB: 0 SB: 0 CS: 1	PA: 39				
PITCHER	IP WLS BF H R ER SO BB IBB HBP BLK WP HR S P ERA WHIP																									
49 Jurrjens, R ERA: 1.89	2.0		9	4	1	1	0	0	0	0	0	0	0	0	0	0	0	0	0	1	29	36	4.50	2.000		
38 Buddy Carlyle, R ERA: 6.1	3.0	L	14	4	3	1	2	0	0	0	0	0	0	0	0	0	0	0	0	0	32	44	3.00	1.333		
34 Eric O'Flaherty, L ERA: 3.52	2.0		8	3	0	0	0	0	0	0	0	0	0	0	0	0	0	0	0	0	16	27	0.00	1.500		
40 James Parr, R ERA: 4.5	2.0		8	2	1	1	1	0	0	0	0	0	0	0	0	0	0	0	0	0	19	29	4.50	1.000		
PITCHER	IP WLS BF H R ER SO BB IBB HBP BLK WP HR S P ERA WHIP																									
24 Jordan Schafer, L OBP: 0.407, SLG: 0.432	K																			5	0	2	0	0	3	3
19 Yunel Escobar, R OBP: 0.345, SLG: 0.418	K																			2	0	0	0	2	1	1
40 James Parr, R																				0	0	0	0	0	0	0
23 Matt Diaz, R OBP: 0.308, SLG: 0.375	K																			1	0	0	0	0	1	1
10 Chipper Jones, S OBP: 0.403, SLG: 0.462																				3	0	0	0	1	0	3
22 Casey Kotchman, L OBP: 0.359, SLG: 0.398																				3	0	1	0	0	0	2
34 Eric O'Flaherty, L																				0	0	0	0	0	0	0
4 Omar Infante, R OBP: 0.388, SLG: 0.422																				1	0	0	0	0	0	0
7 Jeff Francoeur, R OBP: 0.313, SLG: 0.462																				4	1	1	0	0	0	2
2 Kelly Johnson, L OBP: 0.317, SLG: 0.417																				3	0	2	0	1	0	0
8 David Ross, R OBP: 0.410, SLG: 0.563																				4	0	0	0	0	3	4
28 Brandon Jones, L OBP: 0.385, SLG: 0.273																				4	0	1	0	0	1	3
49 Jurrjens, R OBP: 0.200, SLG: 0.111																				0	0	0	0	0	0	0
20 Greg Norton, S OBP: 0.283, SLG: 0.133																				1	0	0	0	0	0	1
38 Buddy Carlyle, L																				1	0	0	0	1	0	0
14 Martin Prado, R OBP: 0.440, SLG: 0.571																				1	0	0	0	1	0	0
Inning Stats	R: 0 H: 0 E: 0 K: 2 S: 9	H: 0 BB: 1 LOB: 1 P: 17	R: 1 H: 2 E: 0 K: 3 S: 11	H: 2 BB: 1 LOB: 1 P: 23	R: 0 H: 1 E: 0 K: 0 S: 6	H: 1 BB: 1 LOB: 1 P: 12	R: 0 H: 1 E: 0 K: 0 S: 8	H: 1 BB: 0 LOB: 1 P: 14	R: 0 H: 1 E: 0 K: 0 S: 8	H: 1 BB: 1 LOB: 1 P: 14	R: 0 H: 0 E: 0 K: 1 S: 13	H: 0 BB: 1 LOB: 1 P: 22	R: 0 H: 1 E: 0 K: 0 S: 6	H: 1 BB: 0 LOB: 1 P: 12	R: 0 H: 1 E: 0 K: 1 S: 10	H: 1 BB: 0 LOB: 0 P: 13	R: 0 H: 0 E: 0 K: 2 S: 9	H: 0 BB: 1 LOB: 1 P: 17	1B: 4 2B: 3 3B: 0 HR: 0	SF: 0 SAC: 0 DP: 1 HBP: 0	WP: 1 PB: 0 SB: 0 CS: 1	PA: 38				
PITCHER	IP WLS BF H R ER SO BB IBB HBP BLK WP HR S P ERA WHIP																									
44 Roy Oswalt, R ERA: 3.82	1.0		4	0	0	0	0	1	0	0	0	0	0	0	0	0	0	0	0	0	9	17	0.00	1.000		
52 Felipe Paulino, R ERA: 2.75	2.0	W	10	3	1	1	3	2	0	0	0	0	0	0	0	0	0	0	0	0	17	35	4.50	2.500		
48 Tim Byrdak, L ERA: 2.08	2.1	H	10	2	0	0	0	2	0	0	0	0	0	0	0	0	0	0	0	0	24	43	0.00	1.714		
43 Chris Sampson, R ERA: 1.17	1.2	H	6	1	0	0	1	0	0	0	0	0	0	0	0	0	0	0	0	0	11	19	0.00	0.600		
26 Doug Brocail, R ERA: 5.09	1.0	H	4	1	0	0	1	0	0	0	0	0	0	0	0	0	0	0	0	0	10	13	0.00	1.000		
PITCHER	IP WLS BF H R ER SO BB IBB HBP BLK WP HR S P ERA WHIP																									
22 LaTroy Hawkins, R ERA: 3.27	1.0		4	0	0	0	2	1	0	0	0	0	0	0	0	0	0	0	0	0	9	17	0.00	1.000		

Houston Astros @ Atlanta Braves
Turner Field, Atlanta, GA
Sat May 02 2009, 3:30 PM EDT
Att: 28,203 - Cloudy - 74 F

AB 38
R 5
H 13
RBI 5
BB 0
SO 3
LOB 18



Houston Astros @ Atlanta Braves
Turner Field, Atlanta, GA
Sat May 02 2009, 3:30 PM EDT
Att: 28,203 - Cloudy - 74 F

AB 32
R 1
H 7
RBI 0
BB 6
SO 9
LOB 20



Batter	1	2	3	4	5	6	7	8	9	AB	R	H	RBI	BB	SO	LOB	TOP										
3 Kazuo Matsui, S OBP: 0.310, SLG: 0.342										4	1	1	0	0	1	0											
21 Michael Bourn, L OBP: 0.376, SLG: 0.446										4	2	3	1	0	0	0											
17 Lance Berkman, S OBP: 0.327, SLG: 0.414										3	1	1	1	1	0	1											
45 Carlos Lee, R OBP: 0.310, SLG: 0.505										4	1	1	2	0	0	0											
4 Jason Michaels, R OBP: 0.391, SLG: 0.474										0	0	0	0	0	0	0											
10 Miguel Tejada, R OBP: 0.330, SLG: 0.356										4	0	2	1	0	0	0											
9 Hunter Pence, R OBP: 0.380, SLG: 0.494										3	0	1	0	1	1	2											
77 Ivan Rodriguez, R OBP: 0.294, SLG: 0.430										3	1	1	1	0	2	1											
8 Jeff Keppinger, R OBP: 0.322, SLG: 0.454										1	0	0	0	0	2	0											
29 Geoff Geary, R										0	0	0	0	0	0	0											
2 Darin Erstad, L										0	0	0	0	0	0	0											
26 Doug Brocail, L										0	0	0	0	0	0	0											
23 Russ Ortiz, R										0	0	0	0	0	0	0											
22 LaTroy Hawkins, R										0	0	0	0	0	0	0											
51 Wandy Rodriguez, S (1, 1)										2	0	0	0	0	1	3											
39 Jeff Fulchino, R (6, 1)										0	0	0	0	0	0	0											
53 Wesley Wright, R (6, 1)										0	0	0	0	0	0	0											
27 Geoff Blum, S (6, 5)										0	1	0	1	1	0	0											
Inning Stats	R: 1 E: 0 K: 0 S: 8	H: 1 LOB: 0 BB: 0 P: 15	R: 0 E: 0 K: 1 S: 8	H: 0 LOB: 0 BB: 0 P: 10	R: 0 E: 0 K: 0 S: 6	H: 0 LOB: 0 BB: 1 P: 12	R: 0 E: 0 K: 0 S: 5	H: 1 LOB: 2 BB: 1 P: 20	R: 3 E: 0 K: 0 S: 13	H: 4 LOB: 2 BB: 1 P: 20	R: 2 E: 0 K: 1 S: 17	H: 2 LOB: 2 BB: 2 P: 29	R: 1 E: 0 K: 1 S: 10	H: 1 LOB: 0 BB: 0 P: 12	R: 0 E: 0 K: 0 S: 7	H: 1 LOB: 0 BB: 0 P: 12	1B: 7 2B: 3 3B: 0 HR: 0	SF: 4 SAC: 3 DP: 1 HBP: 0	WP: 0 PB: 0 SB: 2 CS: 1	PA: 40							
PITCHER	IP WLS BF H R ER SO BB IBB HBP BLK WP HR S P ERA WHIP	5.1 24 6 4 4 3 2 1 0 0 0 0 0 46 77 6.75 1.500	0.2 2 0 0 0 0 0 0 0 0 0 0 0 5 6 0.00 0.000	1.0 L 7 2 2 2 1 1 0 0 0 0 0 17 29 18.00 3.000	1.0 4 1 1 1 1 0 0 0 0 0 0 10 12 9.00 1.000	1.0 3 1 0 0 0 0 0 0 0 0 0 7 12 0.00 1.000	PITCHER										IP WLS BF H R ER SO BB IBB HBP BLK WP HR S P ERA WHIP										
37 Jo-Jo Reyes, L (1, 1)	5.1	24	6	4	4	3	2	1	0	0	0	0	0	46	77	6.75	1.500										
30 Jeff Bennett, R (6, 1)	0.2	2	0	0	0	0	0	0	0	0	0	0	5	6	0.00	0.000											
58 Peter Moylan, R (7, 1)	1.0	L	7	2	2	2	1	1	0	0	0	0	17	29	18.00	3.000											
Rafael Soriano, R (8, 1)	1.0	4	1	1	1	1	0	0	0	0	0	0	10	12	9.00	1.000											
51 Michael Gonzalez, L (9, 1)	1.0	3	1	0	0	0	0	0	0	0	0	0	7	12	0.00	1.000											
Batter	1	2	3	4	5	6	7	8	9	AB	R	H	RBI	BB	SO	LOB	BOTTOM										
4 Omar Infante, R (1, 4) (9, 5)										4	1	2	0	1	0	1											
19 Yunel Escobar, R (1, 6)										4	1	2	0	0	0	3											
10 Chipper Jones, S (1, 5) (9, 1)										3	0	1	0	2	0	1											
51 Michael Gonzalez, R (9, 1)										0	0	0	0	0	0	0											
7 Jeff Francoeur, R (1, 9)										4	0	1	1	0	1	5											
14 Martin Prado, R (1, 3)										5	1	1	0	0	2	3											
23 Matt Diaz, R (1, 7)										4	1	2	1	0	1	0											
8 David Ross, R (1, 2)										3	0	1	1	0	1	1											
22 Casey Kotchman, L (7, PH)										0	0	0	0	1	0	0											
5 Clint Sammons, R (8, 2)										1	0	0	0	0	1	0											
24 Jordan Schafer, L (1, 8)										3	0	0	0	1	3	6											
37 Jo-Jo Reyes, L (1, 1)	5.0	23	6	3	3	3	2	1	0	0	0	0	0	55	86	5.40	1.600										
39 Jeff Fulchino, R (6, 1)	0.1	H	2	1	1	1	0	0	0	0	5	6	27.00	3.000													
53 Wesley Wright, L (6, 1)	0.1	B	2	1	0	0	0	0	0	0	5	7	0.00	3.000													
29 Geoff Geary, R (6, 1)	1.1	W	8	3	1	1	2	1	0	0	0	17	26	6.75	3.000												
26 Doug Brocail, R (8, 1)	0.1	H	1	0	0	0	0	0	0	0	3	5	0.00	0.000													
Inning Stats	R: 0 E: 0 K: 0 S: 10	H: 1 LOB: 1 BB: 0 P: 11	R: 0 E: 0 K: 0 S: 9	H: 0 LOB: 0 BB: 0 P: 13	R: 0 E: 0 K: 1 S: 8	H: 1 LOB: 1 BB: 1 P: 16	R: 1 E: 0 K: 1 S: 16	H: 3 LOB: 2 BB: 0 P: 23	R: 2 E: 0 K: 1 S: 12	H: 1 LOB: 1 BB: 2 P: 23	R: 1 E: 0 K: 2 S: 13	H: 3 LOB: 0 BB: 1 P: 21	R: 0 E: 0 K: 1 S: 10	H: 0 LOB: 2 BB: 2 P: 23	R: 0 E: 0 K: 2 S: 15	H: 0 LOB: 0 BB: 0 P: 22	1B: 8 2B: 2 3B: 1 HR: 0	SF: 1 SAC: 1 DP: 1 HBP: 1	WP: 0 PB: 0 SB: 0 CS: 0	PA: 43							
PITCHER	IP WLS BF H R ER SO BB IBB HBP BLK WP HR S P ERA WHIP	5.0 23 6 3 3 3 2 1 0 0 0 0 0 55 86 5.40 1.600	0.1 H 2 1 1 1 1 0 0 0 0 0 0 5 6 27.00 3.000	0.1 B 2 1 0 0 1 0 0 0 0 0 0 5 7 0.00 3.000	1.1 W 8 3 1 1 2 1 0 0 0 0 0 17 26 6.75 3.000	0.1 H 1 0 0 0 0 0 0 0 0 0 0 3 5 0.00 0.000	PITCHER										IP WLS BF H R ER SO BB IBB HBP BLK WP HR S P ERA WHIP										
51 Wandy Rodriguez, L (1, 1)	5.0	23	6	3	3	3	2	1	0	0	0	0	55	86	5.40	1.600											
39 Jeff Fulchino, R (6, 1)	0.1	H	2	1	1	1	0	0	0	0	5	6	27.00	3.000													
53 Wesley Wright, L (6, 1)	0.1	B	2	1	0	0	0	0	0	0	5	7	0.00	3.000													
29 Geoff Geary, R (6, 1)	1.1	W	8	3	1	1	2	1	0	0	0	17	26	6.75	3.000												
26 Doug Brocail, R (8, 1)	0.1	H	1	0	0	0	0	0	0	0	3	5	0.00	0.000													

Houston Astros @ Atlanta Braves
Turner Field, Atlanta, GA
Sun May 03 2009, 1:30 PM EDT
Att: 27,921 - Cloudy - 75 F

AB	28
R	7
H	10
RBI	7
BB	5
SO	5
LOB	9



Houston Astros @ Atlanta Braves
Turner Field, Atlanta, GA
Sun May 03 2009, 1:30 PM EDT
Att: 27,921 - Cloudy - 75 F

AB	34
R	5
H	11
RBI	4
BB	6
SO	10
LOB	21



Batter	1	2	3	4	5	6	7	8	9	AB	R	H	RBI	BB	SO	LOB	TOP					
4 Omar Infante, R OBP: 0.400, SLG: 0.414										3	1	2	2	1	0	0						
19 Yunel Escobar, R OBP: 0.427, SLG: 0.427										5	1	1	1	0	0	5						
10 Chipper Jones, S OBP: 0.392, SLG: 0.487										3	0	2	2	2	1	0						
18 Garret Anderson, L OBP: 0.229, SLG: 0.273										4	0	1	3	1	1	5						
14 Martin Prado, R OBP: 0.371, SLG: 0.516										4	0	0	0	0	0	4						
58 Peter Moylan, R										0	0	0	0	0	0	0						
Rafael Soriano, R										0	0	0	0	0	0	0						
20 Greg Norton, S										1	0	0	0	0	0	0						
51 Michael Gonzalez, R										0	0	0	0	0	0	0						
7 Jeff Francoeur, R OBP: 0.307, SLG: 0.435										5	2	2	0	0	1	0						
8 David Ross, R OBP: 0.404, SLG: 0.512										4	1	1	0	1	2	1						
24 Jordan Schafer, L OBP: 0.370, SLG: 0.364										4	1	0	0	1	4	3						
32 Derek Lowe, R										1	2	0	0	1	1	0						
38 Buddy Carlyle, L										0	0	0	0	0	0	0						
22 Casey Kotchman, L OBP: 0.363, SLG: 0.402										1	0	0	0	0	0	0						
Inning Stats	R: 1 E: 0 K: 0 S: 6	H: 2 LOB: 1 BB: 0 P: 11	R: 4 E: 1 K: 1 S: 21	H: 4 LOB: 2 BB: 1 P: 37	R: 3 E: 0 K: 2 S: 17	H: 3 LOB: 1 BB: 2 P: 33	R: 0 E: 0 K: 2 S: 10	H: 0 LOB: 0 BB: 0 P: 14	R: 0 E: 0 K: 2 S: 8	H: 0 LOB: 0 BB: 0 P: 12	R: 0 E: 0 K: 1 S: 8	H: 0 LOB: 0 BB: 1 P: 14	R: 0 E: 0 K: 1 S: 10	H: 0 LOB: 2 BB: 2 P: 17	R: 0 E: 0 K: 1 S: 10	H: 0 LOB: 1 BB: 1 P: 16	1B: 8 2B: 1 3B: 0 HR: 0	SF: 1 SAC: 1 DP: 0 HBP: 0	WP: 1 PB: 0 SB: 1 CS: 0	PA: 44		
PITCHER	IP WLS BF H R ER SO BB IBB HBP BLK WP HR S P ERA WHIP	IP WLS BF H R ER SO BB IBB HBP BLK WP HR S P ERA WHIP	IP WLS BF H R ER SO BB IBB HBP BLK WP HR S P ERA WHIP	IP WLS BF H R ER SO BB IBB HBP BLK WP HR S P ERA WHIP	IP WLS BF H R ER SO BB IBB HBP BLK WP HR S P ERA WHIP	IP WLS BF H R ER SO BB IBB HBP BLK WP HR S P ERA WHIP	IP WLS BF H R ER SO BB IBB HBP BLK WP HR S P ERA WHIP	IP WLS BF H R ER SO BB IBB HBP BLK WP HR S P ERA WHIP	IP WLS BF H R ER SO BB IBB HBP BLK WP HR S P ERA WHIP	IP WLS BF H R ER SO BB IBB HBP BLK WP HR S P ERA WHIP	IP WLS BF H R ER SO BB IBB HBP BLK WP HR S P ERA WHIP	IP WLS BF H R ER SO BB IBB HBP BLK WP HR S P ERA WHIP	IP WLS BF H R ER SO BB IBB HBP BLK WP HR S P ERA WHIP	IP WLS BF H R ER SO BB IBB HBP BLK WP HR S P ERA WHIP	IP WLS BF H R ER SO BB IBB HBP BLK WP HR S P ERA WHIP	IP WLS BF H R ER SO BB IBB HBP BLK WP HR S P ERA WHIP	IP WLS BF H R ER SO BB IBB HBP BLK WP HR S P ERA WHIP	IP WLS BF H R ER SO BB IBB HBP BLK WP HR S P ERA WHIP	IP WLS BF H R ER SO BB IBB HBP BLK WP HR S P ERA WHIP	IP WLS BF H R ER SO BB IBB HBP BLK WP HR S P ERA WHIP	IP WLS BF H R ER SO BB IBB HBP BLK WP HR S P ERA WHIP	
50 Graham Taylor, L ERA: 6.18	2.1 L 18 7 8 4 2 3 0 0 0 0 1 0 35 67 15.43 4.286	2.2 10 2 0 0 5 0 0 0 0 0 0 27 40 0.00 0.750	2.3 4 0 0 0 1 1 0 0 0 0 0 18 30 0.00 0.500	2.4 4 0 0 0 1 1 0 0 0 0 0 10 16 0.00 1.000																		
53 Dan Meyer, L ERA: 2.08																						
37 Renyel Pinto, L ERA: 1.42																						
46 Juan Carlos Oviedo, R ERA: 2.45																						
22 Matt Lindstrom, R ERA: 6.55																						

Atlanta Braves @ Florida Marlins
Land Shark Stadium, Miami, FL
Wed May 06 2009, 7:10 PM EDT
Att. 12,725 - Clear - 83 F

AB 35
R 8
H 9
RBI 8
BB 7
SO 10
LOB 18



Batter	1	2	3	4	5	6	7	8	9	AB	R	H	RBI	BB	SO	LOB	BOTTOM					
1 Emilio Bonifacio, S OBP: 0.297, SLG: 0.308										5	0	0	0	0	1	3						
24 Cameron Maybin, R OBP: 0.289, SLG: 0.321										4	2	1	0	1	1	2						
2 Hanley Ramirez, R OBP: 0.385, SLG: 0.484										4	2	1	0	1	1	1						
3 Jorge Cantu, R OBP: 0.400, SLG: 0.685										4	2	3	5	0	0	0						
21 John Baker, L OBP: 0.376, SLG: 0.459										4	0	1	1	0	2	1						
6 Dan Uggla, R OBP: 0.310, SLG: 0.365										4	0	1	0	0	0	2						
27 Jeremy Hermida, L OBP: 0.395, SLG: 0.402										4	0	2	0	0	0	1						
12 Cody Ross, R OBP: 0.269, SLG: 0.386										3	0	1	0	1	2	1						
50 Graham Taylor, L										1	0	0	0	0	1	2						
53 Dan Meyer, L										1	0	0	0	0	1	0						
37 Renyel Pinto, L										0	0	0	0	0	0	0						
7 Ross Cloud, L OBP: 0.363, SLG: 0.276										1	0	0	0	0	0	2						
46 Juan Carlos Oviedo, R										0	0	0	0	0	0	0						
18 Wes Helms, R										1	0	0	0	0	1	1						
22 Matt Lindstrom, R										0	0	0	0	0	0	0						
Inning Stats	R: 3 E: 0 K: 1 S: 16	H: 2 LOB: 0 BB: 1 P: 25	R: 0 E: 0 K: 1 S: 11	H: 1 LOB: 1 BB: 1 P: 16	R: 1 E: 0 K: 1 S: 14	H: 2 LOB: 1 BB: 0 P: 23	R: 0 E: 0 K: 2 S: 7	H: 0 LOB: 0 BB: 0 P: 13	R: 2 E: 0 K: 0 S: 15	H: 2 LOB: 1 BB: 1 P: 25	R: 0 E: 0 K: 1 S: 13	H: 2 LOB: 2 BB: 0 P: 19	R: 0 E: 0 K: 0 S: 5	H: 0 LOB: 0 BB: 0 P: 7	R: 0 E: 0 K: 2 S: 10	H: 1 LOB: 1 BB: 0 P: 15	R: 0 E: 0 K: 2 S: 11	H: 0 LOB: 0 BB: 0 P: 15	1B: 6 2B: 3 3B: 0 HR: 1	SF: 0 SAC: 0 DP: 0 HBP: 0	WP: 0 PB: 0 SB: 1 CS: 1	PA: 39
PITCHER	IP WLS BF H R ER SO BB IBB HBP BLK WP HR S P ERA WHIP	IP WLS BF H R ER SO BB IBB HBP BLK WP HR S P ERA WHIP	IP WLS BF H R ER SO BB IBB HBP BLK WP HR S P ERA WHIP	IP WLS BF H R ER SO BB IBB HBP BLK WP HR S P ERA WHIP	IP WLS BF H R ER SO BB IBB HBP BLK WP HR S P ERA WHIP	IP WLS BF H R ER SO BB IBB HBP BLK WP HR S P ERA WHIP	IP WLS BF H R ER SO BB IBB HBP BLK WP HR S P ERA WHIP	IP WLS BF H R ER SO BB IBB HBP BLK WP HR S P ERA WHIP	IP WLS BF H R ER SO BB IBB HBP BLK WP HR S P ERA WHIP	IP WLS BF H R ER SO BB IBB HBP BLK WP HR S P ERA WHIP	IP WLS BF H R ER SO BB IBB HBP BLK WP HR S P ERA WHIP	IP WLS BF H R ER SO BB IBB HBP BLK WP HR S P ERA WHIP	IP WLS BF H R ER SO BB IBB HBP BLK WP HR S P ERA WHIP	IP WLS BF H R ER SO BB IBB HBP BLK WP HR S P ERA WHIP	IP WLS BF H R ER SO BB IBB HBP BLK WP HR S P ERA WHIP	IP WLS BF H R ER SO BB IBB HBP BLK WP HR S P ERA WHIP	IP WLS BF H R ER SO BB IBB HBP BLK WP HR S P ERA WHIP	IP WLS BF H R ER SO BB IBB HBP BLK WP HR S P ERA WHIP	IP WLS BF H R ER SO BB IBB HBP BLK WP HR S P ERA WHIP	IP WLS BF H R ER SO BB IBB HBP BLK WP HR S P ERA WHIP	IP WLS BF H R ER SO BB IBB HBP BLK WP HR S P ERA WHIP	IP WLS BF H R ER SO BB IBB HBP BLK WP HR S P ERA WHIP
32 Derek Lowe, R ERA: 3.98	5.0 W 24 7 6 6 5 3 0 0 0 0 0 0 63 102 10.80 2.000	1.0 H 5 2 0 0 1 0 0 0 0 0 0 13 19 0.00 2.000	1.0 H 3 0 0 0 0 0 0 0 0 0 0 5 7 0.00 0.000	1.0 H 4 1 0 0 2 0 0 0 0 0 0 10 15 0.00 1.000	1.0 S 3 0 0 0 2 0 0 0 0 0 0 11 15 0.00 0.000																	
38 Buddy Carlyle, R ERA: 5.11																						
58 Peter Moylan, R ERA: 7.15																						
Rafael Soriano, R ERA: 1.38																						
51 Michael Gonzalez, L ERA: 4.22																						

Atlanta Braves @ Florida Marlins
Land Shark Stadium, Miami, FL
Wed May 06 2009, 7:10 PM EDT
Att. 12,725 - Clear - 83 F

AB 36
R 6
H 10
RBI 6
BB 3
SO 10
LOB 16



Batter	1	2	3	4	5	6	7	8	9	AB	R	H	RBI	BB	SO	LOB	TOP			
4 Omar Infante, R OBP: 0.386, SLG: 0.397	F9	F8			G6-3		1B		F8-2	5	0	1	0	0	0	1				
19 Yunel Escobar, R OBP: 0.358, SLG: 0.420	F9		K			1B	K			4	1	1	0	0	2	1				
18 Garret Anderson, L OBP: 0.231, SLG: 0.250	22 1B		G6-3		F9		K			3	0	0	0	1	1	2				
22 Casey Kotchman, L OBP: 0.377, SLG: 0.458	1B							K		4	1	3	2	0	1	0				
7 Jeff Francoeur, R OBP: 0.305, SLG: 0.429	F9		F7		K			2 CS		4	0	1	0	0	1	3				
2 Kelly Johnson, L OBP: 0.323, SLG: 0.402		8 HR			G3		G6-3			4	1	2	0	0	0	0				
8 David Ross, R OBP: 0.411, SLG: 0.574		1B			P6		24 G1-6-3		K	4	1	2	2	0	1	1				
24 Jordan Schafer, L OBP: 0.375, SLG: 0.370		F9				1B	G1-6-3			4	0	2	0	0	0	1				
49 Jair Jurrjens, R OBP: 0.154, SLG: 0.083					K				E2	3	0	0	0	0	3	1				
Rafael Soriano, R OBP: 0.232, SLG: 0.158									G3	0	0	0	0	0	0	0				
20 Greg Norton, S OBP: 0.232, SLG: 0.158										1	0	0	0	0	0	1				
51 Michael Gonzalez, R OBP: 0.375, SLG: 0.370										0	0	0	0	0	0	0				
Inning Stats	R: 0 E: 0 K: 0 S: 9	H: 1 LOB: 2 BB: 1 P: 16	R: 2 E: 0 K: 1 S: 12	H: 2 LOB: 0 BB: 0 P: 18	R: 1 E: 0 K: 1 S: 10	H: 1 LOB: 1 BB: 0 P: 11	R: 0 E: 0 K: 1 S: 9	H: 1 LOB: 1 BB: 0 P: 12	R: 1 E: 0 K: 1 S: 13	H: 2 LOB: 1 BB: 0 P: 16	R: 0 E: 0 K: 3 S: 14	H: 1 LOB: 1 BB: 0 P: 21	R: 0 E: 0 K: 2 S: 11	H: 2 LOB: 1 BB: 0 P: 16	R: 0 E: 1 K: 0 S: 4	H: 1 LOB: 0 BB: 0 P: 6	1B: 9 2B: 2 3B: 0 HR: 2	SF: 0 SAC: 0 DP: 2 HBP: 0	WP: 0 PB: 0 SB: 1 CS: 1	PA: 37
PITCHER	IP WLS BF H R ER SO BB IBB HBP BLK WP HR S P ERA WHIP																			
19 Anibal Sánchez, R ERA: 5.79	4.2 L 22 7 4 4 3 1 0 0 0 0 0 2 50 70 7.71 1.714																			
35 Burke Badenhop, R ERA: 4.0	2.0 7 2 0 0 3 0 0 0 0 0 0 0 19 27 0.00 1.000																			
37 Renyel Pinto, L ERA: 1.32	1.0 4 2 0 0 2 0 0 0 0 0 0 0 11 18 0.00 2.000																			
40 Kiko Calero, R ERA: 1.76	1.1 4 1 0 0 1 0 0 0 0 0 0 0 7 10 0.00 0.750																			

Atlanta Braves @ Florida Marlins
Land Shark Stadium, Miami, FL
Thu May 07 2009, 12:10 PM EDT
Att: 17,759 - Partly Cloudy - 85 F

AB 36
R 4
H 12
RBI 4
BB 1
SO 9
LOB 11



Batter	1	2	3	4	5	6	7	8	9	AB	R	H	RBI	BB	SO	LOB	BOTTOM					
1 Emilio Bonifacio, S OBP: 0.295, SLG: 0.306	2 CS		G4-3			L9		FC6-4		4	0	1	0	0	0	2						
24 Cameron Maybin, R OBP: 0.280, SLG: 0.310	1B									3	0	0	0	0	1	2						
18 Wes Helms, R OBP: 0.324, SLG: 0.333	F9		K			G4-3				0	0	0	0	1	0	0						
25 Brett Carroll, R OBP: 0.167, SLG: 0.118										0	0	0	0	0	0	0						
2 Hanley Ramirez, R OBP: 0.389, SLG: 0.545	1B				F9					4	2	2	2	0	1	2						
3 Jorge Cantu, R OBP: 0.385, SLG: 0.656	HR						HR			4	2	2	2	0	1	2						
27 Jeremy Hermida, L OBP: 0.390, SLG: 0.389										4	0	0	0	0	1	0						
6 Dan Uggla, R OBP: 0.329, SLG: 0.350										3	0	0	0	1	0	0						
12 Cody Ross, R OBP: 0.261, SLG: 0.375										4	0	0	0	0	1	1						
40 Kiko Calero, R OBP: 0.388, SLG: 0.289										4	0	0	0	0	1	1						
29 Ronny Paulino, R OBP: 0.386, SLG: 0.474										3	0	0	0	0	0	0						
21 John Baker, L OBP: 0.372, SLG: 0.453										0	0	0	0	0	0	0						
19 Anibal Sánchez, R OBP: 0.386, SLG: 0.474										1	0	0	0	1	0	0						
35 Burke Badenhop, R ERA: 2.01										1	0	0	0	0	1	0						
37 Renyel Pinto, L ERA: 1.29										0	0	0	0	0	0	0						
7 Ross Gload, L OBP: 0.388, SLG: 0.289										1	0	1	0	0	0	0						
Inning Stats	R: 1 E: 0 K: 0 S: 12	H: 2 LOB: 0 BB: 0 P: 17	R: 0 E: 0 K: 0 S: 7	H: 0 LOB: 0 BB: 0 P: 10	R: 0 E: 0 K: 1 S: 8	H: 0 LOB: 1 BB: 1 P: 12	R: 0 E: 0 K: 1 S: 10	H: 0 LOB: 1 BB: 1 P: 19	R: 0 E: 0 K: 1 S: 10	H: 0 LOB: 0 BB: 0 P: 13	R: 1 E: 0 K: 0 S: 13	H: 1 LOB: 0 BB: 0 P: 19	R: 0 E: 0 K: 1 S: 7	H: 0 LOB: 0 BB: 0 P: 12	R: 0 E: 0 K: 1 S: 19	H: 1 LOB: 2 BB: 1 P: 29	R: 0 E: 0 K: 0 S: 9	H: 0 LOB: 0 BB: 0 P: 13	1B: 2 2B: 0 3B: 0 HR: 2	SF: 0 SAC: 1 DP: 0 HBP: 0	WP: 0 PB: 0 SB: 0 CS: 1	PA: 33
PITCHER	IP WLS BF H R ER SO BB IBB HBP BLK WP HR S P ERA WHIP																					
49 Jair Jurrjens, R ERA: 2.01	7.0 W 25 3 2 2 4 2 0 0 0 0 0 2 67 102 2.57 0.714																					
Rafael Soriano, R ERA: 1.29	1.0 H 5 1 0 0 1 1 0 0 0 0 0 0 19 29 0.00 2.000																					
51 Michael Gonzalez, L ERA: 3.86	1.0 S 3 0 0 0 0 0 0 0 0 0 0 0 9 13 0.00 0.000																					

Atlanta Braves @ Florida Marlins
Land Shark Stadium, Miami, FL
Thu May 07 2009, 12:10 PM EDT
Att: 17,759 - Partly Cloudy - 85 F

AB 29
R 2
H 4
RBI 2
BB 3
SO 5
LOB 7



Batter	1	2	3	4	5	6	7	8	9	AB	R	H	RBI	BB	SO	LOB	TOP			
4 Omar Infante, R OBP: 0.373, SLG: 0.426										5	1	1	1	0	0	0	Atlanta Braves @ Philadelphia Phillies Citizens Bank Park, Philadelphia, PA Fri May 08 2009, 7:05 PM EDT Att: 45,312 - Overcast - 74 F			
19 Yunel Escobar, R OBP: 0.354, SLG: 0.408										3	0	0	0	1	2	0				
10 Chipper Jones, S OBP: 0.430, SLG: 0.481										3	1	1	0	1	0	0				
18 Garret Anderson, L OBP: 0.233, SLG: 0.275										4	1	1	0	0	1	2				
16 Brian McCann, L OBP: 0.345, SLG: 0.409										3	1	1	2	1	0	2				
7 Jeff Francoeur, R OBP: 0.303, SLG: 0.431										4	1	1	0	0	1	1				
22 Casey Kotchman, L OBP: 0.373, SLG: 0.480										4	1	1	3	0	0	0				
24 Jordan Schafer, L OBP: 0.371, SLG: 0.358										3	0	0	0	1	2	0				
37 Jo-Jo Reyes, L 40 James Parr, R 14 Martin Prado, R 34 Eric O'Flaherty, L 30 Jeff Bennett, R 20 Greg Norton, S										2	0	0	0	0	2	0				
Inning Stats	R: 0 E: 0 K: 1 S: 8	H: 0 LOB: 0 BB: 0 P: 11	R: 0 E: 0 K: 2 S: 13	H: 0 LOB: 0 BB: 0 P: 17	R: 0 E: 0 K: 2 S: 9	H: 0 LOB: 0 BB: 0 P: 15	R: 2 E: 0 K: 1 S: 13	H: 3 LOB: 1 BB: 0 P: 16	R: 0 E: 0 K: 0 S: 12	H: 0 LOB: 2 BB: 2 P: 21	R: 0 E: 0 K: 0 S: 8	H: 0 LOB: 1 BB: 1 P: 15	R: 1 E: 0 K: 0 S: 9	H: 1 LOB: 0 BB: 0 P: 12	R: 3 E: 0 K: 2 S: 16	H: 2 LOB: 0 BB: 1 P: 25		1B: 2 2B: 2 3B: 0 HR: 2	SF: 0 SAC: 0 DP: 0 HBP: 0	WP: 0 PB: 0 SB: 0 CS: 0
PITCHER	IP WLS BF H R ER SO BB IBB HBP BLK WP HR S P ERA WHIP	IP WLS BF H R ER SO BB IBB HBP BLK WP HR S P ERA WHIP	IP WLS BF H R ER SO BB IBB HBP BLK WP HR S P ERA WHIP	IP WLS BF H R ER SO BB IBB HBP BLK WP HR S P ERA WHIP	IP WLS BF H R ER SO BB IBB HBP BLK WP HR S P ERA WHIP	IP WLS BF H R ER SO BB IBB HBP BLK WP HR S P ERA WHIP	IP WLS BF H R ER SO BB IBB HBP BLK WP HR S P ERA WHIP	IP WLS BF H R ER SO BB IBB HBP BLK WP HR S P ERA WHIP	IP WLS BF H R ER SO BB IBB HBP BLK WP HR S P ERA WHIP	IP WLS BF H R ER SO BB IBB HBP BLK WP HR S P ERA WHIP	IP WLS BF H R ER SO BB IBB HBP BLK WP HR S P ERA WHIP	IP WLS BF H R ER SO BB IBB HBP BLK WP HR S P ERA WHIP	IP WLS BF H R ER SO BB IBB HBP BLK WP HR S P ERA WHIP	IP WLS BF H R ER SO BB IBB HBP BLK WP HR S P ERA WHIP	IP WLS BF H R ER SO BB IBB HBP BLK WP HR S P ERA WHIP	IP WLS BF H R ER SO BB IBB HBP BLK WP HR S P ERA WHIP	IP WLS BF H R ER SO BB IBB HBP BLK WP HR S P ERA WHIP			

AB	33
R	6
H	6
RBI	6
BB	4
SO	9
LOB	6



Batter	1	2	3	4	5	6	7	8	9	AB	R	H	RBI	BB	SO	LOB	BOTTOM			
11 Jimmy Rollins, S OBP: 0.248, SLG: 0.289										5	0	1	2	0	0	3	Atlanta Braves @ Philadelphia Phillies Citizens Bank Park, Philadelphia, PA Fri May 08 2009, 7:05 PM EDT Att: 45,312 - Overcast - 74 F			
8 Shane Victorino, S OBP: 0.333, SLG: 0.496										5	0	0	0	0	0	4				
26 Chase Utley, L OBP: 0.450, SLG: 0.629										4	1	1	1	0	3	0				
6 Ryan Howard, L OBP: 0.372, SLG: 0.542										4	1	1	0	0	2	0				
28 Jayson Werth, R OBP: 0.397, SLG: 0.577										2	3	1	2	1	0	0				
29 Raul Ibanez, L OBP: 0.400, SLG: 0.660										4	1	1	0	0	1	1				
7 Pedro Feliz, R OBP: 0.362, SLG: 0.436										4	1	1	1	0	0	1				
27 Chris Coste, R OBP: 0.315, SLG: 0.348										2	2	1	1	2	0	0				
35 Cole Hamels, L 9 Miguel Cairo, R 57 Jack Taschner, L 55 Clay Condrey, R 19 Greg Dobbs, L 54 Brad Lidge, R										2	1	0	0	0	1	1				
Inning Stats	R: 0 E: 0 K: 1 S: 6	H: 1 LOB: 1 BB: 2 P: 28	R: 2 E: 0 K: 2 S: 12	H: 2 LOB: 0 BB: 0 P: 19	R: 1 E: 0 K: 1 S: 8	H: 1 LOB: 0 BB: 0 P: 12	R: 1 E: 0 K: 1 S: 11	H: 1 LOB: 0 BB: 0 P: 18	R: 0 E: 0 K: 0 S: 11	H: 0 LOB: 0 BB: 0 P: 16	R: 0 E: 0 K: 1 S: 8	H: 0 LOB: 0 BB: 0 P: 12	R: 2 E: 0 K: 0 S: 18	H: 3 LOB: 3 BB: 1 P: 31	R: 2 E: 0 K: 2 S: 16	H: 3 LOB: 3 BB: 1 P: 25		1B: 2 2B: 3 3B: 0 HR: 3	SF: 0 SAC: 0 DP: 0 HBP: 1	WP: 0 PB: 0 SB: 0 CS: 0
PITCHER	IP WLS BF H R ER SO BB IBB HBP BLK WP HR S P ERA WHIP	IP WLS BF H R ER SO BB IBB HBP BLK WP HR S P ERA WHIP	IP WLS BF H R ER SO BB IBB HBP BLK WP HR S P ERA WHIP	IP WLS BF H R ER SO BB IBB HBP BLK WP HR S P ERA WHIP	IP WLS BF H R ER SO BB IBB HBP BLK WP HR S P ERA WHIP	IP WLS BF H R ER SO BB IBB HBP BLK WP HR S P ERA WHIP	IP WLS BF H R ER SO BB IBB HBP BLK WP HR S P ERA WHIP	IP WLS BF H R ER SO BB IBB HBP BLK WP HR S P ERA WHIP	IP WLS BF H R ER SO BB IBB HBP BLK WP HR S P ERA WHIP	IP WLS BF H R ER SO BB IBB HBP BLK WP HR S P ERA WHIP	IP WLS BF H R ER SO BB IBB HBP BLK WP HR S P ERA WHIP	IP WLS BF H R ER SO BB IBB HBP BLK WP HR S P ERA WHIP	IP WLS BF H R ER SO BB IBB HBP BLK WP HR S P ERA WHIP	IP WLS BF H R ER SO BB IBB HBP BLK WP HR S P ERA WHIP	IP WLS BF H R ER SO BB IBB HBP BLK WP HR S P ERA WHIP	IP WLS BF H R ER SO BB IBB HBP BLK WP HR S P ERA WHIP				

AB	34
R	10
H	8
RBI	8
BB	3
SO	7
LOB	10



Batter	1	2	3	4	5	6	7	8	9	AB	R	H	RBI	BB	SO	LOB	TOP			
2 Kelly Johnson, L (1,4) OBP: 0.327, SLG: 0.404 4 Omar Infante, R (7,PH) OBP: 0.364, SLG: 0.414										2	1	1	0	0	0	1				
19 Yunel Escobar, R (1,6) OBP: 0.350, SLG: 0.420										4	1	1	0	0	0	4				
10 Chipper Jones, S (1,5) OBP: 0.417, SLG: 0.655 34 Eric O'Flaherty, L (7,1) OBP: 0.327, SLG: 0.445 51 Michael Gonzalez, R (8,1) OBP: 0.329, SLG: 0.500 20 Greg Norton, S (9,PH) OBP: 0.359, SLG: 0.150 Rafael Soriano, R (9,1)										3	0	0	0	0	1	1				
18 Garret Anderson, L (1,7) OBP: 0.250, SLG: 0.277										4	1	2	1	0	0	1				
16 Brian McCann, L (1,2) OBP: 0.375, SLG: 0.481										4	0	1	0	1	1	3				
22 Casey Kotchman, L (1,3) OBP: 0.370, SLG: 0.486										5	0	3	3	0	0	4				
7 Jeff Francoeur, R (1,9) OBP: 0.290, SLG: 0.408										5	0	0	0	0	1	6				
24 Jordan Schafer, L (1,8) OBP: 0.363, SLG: 0.353										3	0	0	0	1	1	1				
11 Kenshin Kawakami, R (1,1) OBP: 0.273, SLG: 0.273 14 Martin Prado, R (7,5) OBP: 0.355, SLG: 0.545										2	0	1	0	0	0	1				
Inning Stats	R: 1 E: 0 K: 1 S: 14	H: 1 LOB: 2 BB: 1 P: 25	R: 0 E: 0 K: 0 S: 9	H: 1 LOB: 2 BB: 0 P: 17	R: 0 E: 0 K: 0 S: 11	H: 2 LOB: 2 BB: 0 P: 21	R: 0 E: 0 K: 0 S: 6	H: 0 LOB: 1 BB: 1 P: 10	R: 0 E: 0 K: 1 S: 7	H: 1 LOB: 1 BB: 0 P: 9	R: 2 E: 0 K: 0 S: 11	H: 3 LOB: 2 BB: 1 P: 24	R: 0 E: 0 K: 1 S: 11	H: 1 LOB: 1 BB: 0 P: 14	R: 1 E: 0 K: 0 S: 11	H: 1 LOB: 1 BB: 1 P: 20	1B: 7 2B: 3 3B: 0 HR: 0	SF: 1 SAC: 1 DP: 0 HBP: 2	WP: 0 PB: 0 SB: 0 CS: 0	PA: 43
PITCHER	IP WLS BF H R ER SO BB IBB HBP BLK WP HR S P ERA WHIP																			
39 Brett Myers, R (1,1) ERA: 4.81	6.0		27	5	1	1	3	2	0	2	0	0	0	0	55	92	1.50	1.167		
57 Jack Taschner, L (7,1) ERA: 5.14	0.2	L	6	3	2	2	0	1	0	0	0	0	0	0	9	20	27.00	6.000		
37 Chad Durbin, R (7,1) ERA: 3.57	1.1		5	1	0	0	1	0	0	0	0	0	0	13	18	0.00	0.750			
54 Brad Lidge, R (9,1) ERA: 8.53	1.0		5	1	1	1	0	1	0	0	0	0	0	11	20	9.00	2.000			

Atlanta Braves @ Philadelphia Phillies
Citizens Bank Park, Philadelphia, PA

AB 35
R 4
H 10
RBI 4
BB 4
SO 4
LOB 23



WP: 0 PA: 43
PB: 0
SB: 0
CS: 0

Sun May 10 2009, 12:35 PM EDT
Att: 45,343 - Sunny - 68 F

livebaseballscores.com

Batter	1	2	3	4	5	6	7	8	9	AB	R	H	RBI	BB	SO	LOB	BOTTOM					
11 Jimmy Rollins, S (1,6) OBP: 0.231, SLG: 0.268										5	0	0	0	0	1	2						
8 Shane Victorino, S (1,8) OBP: 0.319, SLG: 0.464										4	0	0	0	1	0	1						
26 Chase Utley, L (1,4) OBP: 0.437, SLG: 0.639										4	0	0	0	0	2	2						
6 Ryan Howard, L (1,3) OBP: 0.364, SLG: 0.539										4	2	2	0	0	0	0						
29 Raul Ibanez, L (1,7) OBP: 0.386, SLG: 0.655										4	0	0	0	0	0	2						
12 Matt Stairs, L (1,9) OBP: 0.522, SLG: 0.765 4 Eric Bruntlett, R (8,FR) OBP: 0.231, SLG: 0.286										2	0	2	1	2	0	0						
7 Pedro Feliz, R (1,5) OBP: 0.355, SLG: 0.424										4	0	1	1	0	2	3						
51 Carlos Ruiz, R (1,2) OBP: 0.273, SLG: 0.207 9 Miguel Cairo, R (9,PH) OBP: 0.133, SLG: 0.133										2	0	0	0	1	1	2						
39 Brett Myers, R (1,1) ERA: 4.81 19 Greg Maddux, S (5,PH) ERA: 0.245 57 Jack Taschner, L (7,1) ERA: 5.14 37 Chad Durbin, R (7,1) ERA: 3.57 54 Brad Lidge, R (9,1) ERA: 8.53 28 Jayson Werth, R (9,PH) OBP: 0.302, SLG: 0.396										1	0	0	0	1	1	2						
Inning Stats	R: 0 E: 0 K: 0 S: 6	H: 0 LOB: 0 BB: 0 P: 9	R: 1 E: 0 K: 2 S: 15	H: 2 LOB: 2 BB: 1 P: 28	R: 0 E: 0 K: 1 S: 6	H: 0 LOB: 0 BB: 0 P: 9	R: 0 E: 0 K: 1 S: 7	H: 1 LOB: 1 BB: 0 P: 10	R: 0 E: 0 K: 1 S: 8	H: 0 LOB: 2 BB: 2 P: 21	R: 1 E: 0 K: 1 S: 11	H: 2 LOB: 2 BB: 1 P: 18	R: 0 E: 0 K: 1 S: 9	H: 0 LOB: 0 BB: 0 P: 11	R: 0 E: 0 K: 0 S: 9	H: 0 LOB: 1 BB: 1 P: 17	R: 0 E: 0 K: 1 S: 11	H: 1 LOB: 1 BB: 0 P: 12	1B: 3 2B: 3 3B: 0 HR: 0	SF: 0 SAC: 0 DP: 0 HBP: 0	WP: 2 PB: 0 SB: 0 CS: 0	PA: 38
PITCHER	IP WLS BF H R ER SO BB IBB HBP BLK WP HR S P ERA WHIP																					
11 Kenshin Kawakami, R (1,1) ERA: 5.79	6.0	W	27	5	2	2	6	4	0	0	0	0	0	0	53	95	3.00	1.500				
34 Eric O'Flaherty, L (7,1) ERA: 2.19	1.0	H	3	0	0	0	1	0	0	0	0	0	0	9	11	0.00	0.000					
51 Michael Gonzalez, R (8,1) ERA: 3.29	1.0	H	4	0	0	0	0	1	0	0	0	0	0	9	17	0.00	1.000					
Rafael Soriano, L (9,1) ERA: 1.2	1.0	S	4	1	0	0	1	0	0	0	0	0	0	11	12	0.00	1.000					

Atlanta Braves @ Philadelphia Phillies
Citizens Bank Park, Philadelphia, PA

AB 33
R 2
H 6
RBI 2
BB 5
SO 8
LOB 17



WP: 2 PA: 38
PB: 0
SB: 0
CS: 0

Sun May 10 2009, 12:35 PM EDT
Att: 45,343 - Sunny - 68 F

livebaseballscores.com

Batter	1	2	3	4	5	6	7	8	9	AB	R	H	RBI	BB	SO	LOB	TOP				
2 Kelly Johnson, L OBP: 0.327, SLG: 0.400	F7	F9			K				F7	6	1	2	0	0	1	3					
19 Yunel Escobar, R OBP: 0.367, SLG: 0.431	23 1B 14 1B 23 E		16 G3-1 14 SH3-4					FC4-6		4	2	3	1	1	0	1					
14 Martin Prado, R OBP: 0.361, SLG: 0.514			SH3-4		G4-3			F8	G5-4-3	4	0	1	0	0	0	4					
16 Brian McCann, L OBP: 0.362, SLG: 0.474	F5		G3-1							5	2	1	0	0	1	5					
23 Matt Diaz, R OBP: 0.342, SLG: 0.424	E5		G6-3							5	1	3	2	0	0	2					
22 Casey Kotchman, L OBP: 0.375, SLG: 0.487	K				P2					4	1	2	2	0	1	2					
7 Jeff Francoeur, R OBP: 0.287, SLG: 0.403					F8					4	0	1	1	0	1	2					
24 Jordan Schafer, L OBP: 0.357, SLG: 0.340					G3					4	0	0	0	1	1	4					
32 Derek Lowe, R 58 Peter Moylan, R 20 Greg Norton, S Rafael Soriano, R 4 Omar Infante, R 38 Buddy Carlyle, L										3	0	1	0	0	0	0					
Inning Stats	R: 1 E: 1 K: 1 S: 19	H: 3 LOB: 2 BB: 0 P: 27	R: 0 E: 0 K: 2 S: 13	H: 1 LOB: 1 BB: 0 P: 17	R: 0 E: 0 K: 0 S: 8	H: 1 LOB: 1 BB: 0 P: 10	R: 0 E: 0 K: 0 S: 7	H: 0 LOB: 0 BB: 0 P: 7	R: 0 E: 0 K: 1 S: 11	H: 1 LOB: 2 BB: 0 P: 17	R: 4 E: 1 K: 0 S: 23	H: 5 LOB: 2 BB: 0 P: 31	R: 1 E: 0 K: 0 S: 4	H: 2 LOB: 0 BB: 0 P: 6	R: 2 E: 0 K: 0 S: 13	H: 3 LOB: 2 BB: 1 P: 23	1B: 15 2B: 1 3B: 0 HR: 0	SF: 1 SAC: 1 DP: 1 HBP: 1	WP: 1 PB: 0 SB: 0 CS: 0	PA: 46	
PITCHER	IP WLS BF H R ER SO BB IBB HBP BLK WP HR S P ERA WHIP	IP WLS BF H R ER SO BB IBB HBP BLK WP HR S P ERA WHIP	IP WLS BF H R ER SO BB IBB HBP BLK WP HR S P ERA WHIP	IP WLS BF H R ER SO BB IBB HBP BLK WP HR S P ERA WHIP	IP WLS BF H R ER SO BB IBB HBP BLK WP HR S P ERA WHIP	IP WLS BF H R ER SO BB IBB HBP BLK WP HR S P ERA WHIP	IP WLS BF H R ER SO BB IBB HBP BLK WP HR S P ERA WHIP	IP WLS BF H R ER SO BB IBB HBP BLK WP HR S P ERA WHIP	IP WLS BF H R ER SO BB IBB HBP BLK WP HR S P ERA WHIP	IP WLS BF H R ER SO BB IBB HBP BLK WP HR S P ERA WHIP	IP WLS BF H R ER SO BB IBB HBP BLK WP HR S P ERA WHIP	IP WLS BF H R ER SO BB IBB HBP BLK WP HR S P ERA WHIP	IP WLS BF H R ER SO BB IBB HBP BLK WP HR S P ERA WHIP	IP WLS BF H R ER SO BB IBB HBP BLK WP HR S P ERA WHIP	IP WLS BF H R ER SO BB IBB HBP BLK WP HR S P ERA WHIP	IP WLS BF H R ER SO BB IBB HBP BLK WP HR S P ERA WHIP	IP WLS BF H R ER SO BB IBB HBP BLK WP HR S P ERA WHIP	IP WLS BF H R ER SO BB IBB HBP BLK WP HR S P ERA WHIP	IP WLS BF H R ER SO BB IBB HBP BLK WP HR S P ERA WHIP	IP WLS BF H R ER SO BB IBB HBP BLK WP HR S P ERA WHIP	IP WLS BF H R ER SO BB IBB HBP BLK WP HR S P ERA WHIP

Atlanta Braves @ New York Mets
Citi Field, Flushing, NY
Mon May 11, 2009, 7:10 PM EDT
Att: 40,497 - Cloudy - 56 F

AB 41
R 8
H 16
RBI 7
BB 2
SO 6
LOB 23



Batter	1	2	3	4	5	6	7	8	9	AB	R	H	RBI	BB	SO	LOB	BOTTOM					
7 José Reyes, S OBP: 0.351, SLG: 0.369	L8									3	0	0	0	1	1	1						
1 Luis Castillo, S OBP: 0.396, SLG: 0.369										3	0	0	0	1	1	2						
15 Carlos Beltrán, S OBP: 0.460, SLG: 0.588										4	0	1	0	0	0	2						
5 David Wright, R OBP: 0.394, SLG: 0.487										4	1	2	0	0	1	1						
28 Daniel Murphy, L OBP: 0.351, SLG: 0.439										4	0	0	0	0	0	2						
17 Fernando Tatis, R OBP: 0.412, SLG: 0.533										4	2	2	1	0	0	0						
18 Jeremy Reed, L OBP: 0.421, SLG: 0.529										3	0	2	0	1	0	0						
9 Omar Santos, R OBP: 0.304, SLG: 0.488										3	0	1	2	0	0	1						
57 Johan Santana, L 39 Bobby Parnell, R 25 Pedro Feliciano, L 43 Brian Stokes, R 3 Alex Cora, L 36 Ken Takahashi, L 10 Gary Sheffield, R										2	0	0	0	0	0	1						
Inning Stats	R: 0 E: 0 K: 0 S: 5	H: 0 LOB: 0 BB: 1 P: 10	R: 0 E: 0 K: 1 S: 12	H: 0 LOB: 0 BB: 0 P: 16	R: 0 E: 0 K: 0 S: 7	H: 0 LOB: 0 BB: 0 P: 11	R: 0 E: 0 K: 0 S: 12	H: 1 LOB: 1 BB: 1 P: 21	R: 1 E: 0 K: 0 S: 9	H: 2 LOB: 1 BB: 0 P: 12	R: 0 E: 0 K: 0 S: 7	H: 0 LOB: 0 BB: 0 P: 10	R: 1 E: 0 K: 0 S: 11	H: 2 LOB: 1 BB: 0 P: 17	R: 0 E: 0 K: 2 S: 15	H: 1 LOB: 0 BB: 0 P: 24	R: 1 E: 0 K: 0 S: 15	H: 3 LOB: 2 BB: 1 P: 29	1B: 6 2B: 3 3B: 0 HR: 0	SF: 1 SAC: 0 DP: 3 HBP: 0	WP: 0 PB: 0 SB: 0 CS: 0	PA: 36
PITCHER	IP WLS BF H R ER SO BB IBB HBP BLK WP HR S P ERA WHIP	IP WLS BF H R ER SO BB IBB HBP BLK WP HR S P ERA WHIP	IP WLS BF H R ER SO BB IBB HBP BLK WP HR S P ERA WHIP	IP WLS BF H R ER SO BB IBB HBP BLK WP HR S P ERA WHIP	IP WLS BF H R ER SO BB IBB HBP BLK WP HR S P ERA WHIP	IP WLS BF H R ER SO BB IBB HBP BLK WP HR S P ERA WHIP	IP WLS BF H R ER SO BB IBB HBP BLK WP HR S P ERA WHIP	IP WLS BF H R ER SO BB IBB HBP BLK WP HR S P ERA WHIP	IP WLS BF H R ER SO BB IBB HBP BLK WP HR S P ERA WHIP	IP WLS BF H R ER SO BB IBB HBP BLK WP HR S P ERA WHIP	IP WLS BF H R ER SO BB IBB HBP BLK WP HR S P ERA WHIP	IP WLS BF H R ER SO BB IBB HBP BLK WP HR S P ERA WHIP	IP WLS BF H R ER SO BB IBB HBP BLK WP HR S P ERA WHIP	IP WLS BF H R ER SO BB IBB HBP BLK WP HR S P ERA WHIP	IP WLS BF H R ER SO BB IBB HBP BLK WP HR S P ERA WHIP	IP WLS BF H R ER SO BB IBB HBP BLK WP HR S P ERA WHIP	IP WLS BF H R ER SO BB IBB HBP BLK WP HR S P ERA WHIP	IP WLS BF H R ER SO BB IBB HBP BLK WP HR S P ERA WHIP	IP WLS BF H R ER SO BB IBB HBP BLK WP HR S P ERA WHIP	IP WLS BF H R ER SO BB IBB HBP BLK WP HR S P ERA WHIP	IP WLS BF H R ER SO BB IBB HBP BLK WP HR S P ERA WHIP	IP WLS BF H R ER SO BB IBB HBP BLK WP HR S P ERA WHIP

Atlanta Braves @ New York Mets
Citi Field, Flushing, NY
Mon May 11, 2009, 7:10 PM EDT
Att: 40,497 - Cloudy - 56 F

AB 32
R 3
H 9
RBI 3
BB 3
SO 3
LOB 12



Batter	1	2	3	4	5	6	7	8	9	10	11	12	AB	R	H	RBI	BB	SO	LOB	TOP			
4 Omar Infante, R OBP: 0.369, SLG: 0.429 (8, 8)	G6-3		K		G4-3		G4-3	K		G6-3			6	2	2	0	0	2	1				
19 Yunel Escobar, R OBP: 0.381, SLG: 0.452 (1, 6)	BB		BB		G4-3		FC5			BB			3	2	1	0	3	0	2				
10 Chipper Jones, S OBP: 0.437, SLG: 0.484 (1, 5)	2B		2B		SF9					IBB			3	2	2	2	2	0	1				
18 Garret Anderson, L OBP: 0.270, SLG: 0.321 (1, 7)	2B		2B		IBB		SF8			F9-5			5	0	3	3	0	0	3				
23 Matt Diaz, R 22 Casey Kotchman, L (7, PH) 7 Jeff Francoeur, R OBP: 0.273, SLG: 0.382 (7, 9)	K		1B		F7		P4			K			3	0	1	1	0	1	2				
14 Martin Prado, R OBP: 0.375, SLG: 0.581 (1, 3)	FC6-4		G6-3		L7		B1			F8			6	2	2	1	0	0	3				
8 David Ross, R OBP: 0.387, SLG: 0.519 (1, 2)	K		G5-3		G4-3		K			FC3-6			5	0	0	0	1	2	1				
24 Jordan Schafer, L OBP: 0.353, SLG: 0.330 2 Kelly Johnson, L OBP: 0.322, SLG: 0.398 (8, PH)	F7		F8		K		2B			FC3-6			3	0	0	0	0	1	0				
37 Jo-Jo Reyes, L 38 Bobby Carley, R 34 Eric O'Flaherty, L 39 Bobby Parnell, R 22 J.J. Putz, R 75 Francisco Rodriguez, R ERA: 1.59 (8, 4)	K		K		K		F9			G4-3			2	0	0	0	0	0	0				
Inning Stats	R: 2 E: 0 K: 14	H: 2 LOB: 1 BB: 21	R: 0 E: 0 K: 8	H: 0 LOB: 0 BB: 10	R: 2 E: 0 K: 12	H: 3 LOB: 1 BB: 23	R: 0 E: 0 K: 7	H: 0 LOB: 0 BB: 10	R: 1 E: 0 K: 8	H: 2 LOB: 1 BB: 10	R: 0 E: 0 K: 8	H: 0 LOB: 1 BB: 13	R: 0 E: 0 K: 7	H: 0 LOB: 1 BB: 12	R: 0 E: 0 K: 5	H: 0 LOB: 1 BB: 13	R: 1 E: 0 K: 11	H: 2 LOB: 1 BB: 19	1B: 5 2B: 8 3B: 0 HR: 1	SF: 2 SAC: 0 DP: 2 HBP: 0	WP: 0 PB: 0 SB: 0 CS: 0	PA: 54	
PITCHER	Jonathon Niese, L ERA: 3.91 43 Brian Stokes, R ERA: 6.61 39 Bobby Parnell, R ERA: 1.17 22 J.J. Putz, R ERA: 4.05 75 Francisco Rodriguez, R ERA: 1.59	IP: 4.2 WLS: 2 BF: 22 H: 7 R: 5 ER: 5 SO: 5	BB: 2 IBB: 0 HBP: 0 BLK: 0	WP: 0 HR: 0 S: 7 P: 3	ERA: 9.64 WHIP: 1.929	50 Sean Green, R ERA: 8.70 25 Pedro Feliciano, L ERA: 3.07 36 Ken Takahashi, L ERA: 3.86	IP: 0.1 WLS: 0 BF: 0 H: 0 R: 0 ER: 0 SO: 0	BB: 1 IBB: 0 HBP: 0 BLK: 0	WP: 0 HR: 0 S: 10 P: 15	ERA: 0.00 WHIP: 3.000	25 Pedro Feliciano, L ERA: 3.07 36 Ken Takahashi, L ERA: 3.86	IP: 1.2 WLS: 6 BF: 6 H: 0 R: 0 ER: 0 SO: 0	BB: 1 IBB: 0 HBP: 0 BLK: 0	WP: 0 HR: 0 S: 7 P: 16	ERA: 0.00 WHIP: 0.600	36 Ken Takahashi, L ERA: 3.86	IP: 1.0 WLS: 5 BF: 5 H: 2 R: 1 ER: 2 SO: 2	BB: 0 IBB: 0 HBP: 0 BLK: 0	WP: 0 HR: 1 S: 11 P: 19	ERA: 9.00 WHIP: 2.000			

Atlanta Braves @ New York Mets
Citi Field, Flushing, NY
Wed May 13 2009, 1:10 PM EDT
Att. 40,555 - Partly Cloudy - 64 F

AB 46
R 8
H 13
RBI 8
BB 6
SO 11
LOB 20



Batter	1	2	3	4	5	6	7	8	9	10	11	12	AB	R	H	RBI	BB	SO	LOB	BOTTOM			
7 José Reyes, S OBP: 0.365, SLG: 0.407 (1, 6)	2B		BB		P6		FC6-5			K			5	1	3	0	1	1	2				
1 Luis Castillo, S OBP: 0.392, SLG: 0.386 (1, 4)	BB		G6-3		BB		FC6-5			K			4	1	1	1	1	1	3				
15 Carlos Beltrán, S OBP: 0.467, SLG: 0.583 (1, 8)	BB		BB		K		CS			F9			4	1	1	0	2	2					
10 Gary Sheffield, R OBP: 0.349, SLG: 0.392 (1, 7)	BB		BB		HR		P5			HR			6	2	2	1	0	2	4				
5 David Wright, R OBP: 0.397, SLG: 0.496 (1, 5)	BB		BB		HR		L7			K			4	1	1	0	0	1	1				
17 Fernando Tatis, R OBP: 0.417, SLG: 0.566 (1, 3)	F9		HR		HR		G6-4-3			1B			5	1	3	4	0	0	2				
11 Ramon Castro, R OBP: 0.362, SLG: 0.451 18 Jeremy Reed, L (11, PH) 36 Ken Takahashi, L ERA: 1.59 (12, 1)	F9		SH1-4		HR		G6-4-3			K			3	0	0	0	1	1	2				
19 Ryan Church, L OBP: 0.336, SLG: 0.357 (1, 9)	F8		BB		SH1-4		K			K			1	0	0	0	0	0	0				
37 Jo-Jo Reyes, L ERA: 1.58 38 Buddy Carley, R ERA: 5.28 34 Eric O'Flaherty, L ERA: 6.39 58 Peter Moylan, R ERA: 6.39 Rafael Soriano, R ERA: 1.59	G6-3		SH1-4		L6		SH3-4			SH3-4			1	0	0	0	0	0	0				
Inning Stats	R: 2 E: 0 K: 11	H: 2 LOB: 0 BB: 16	R: 0 E: 0 K: 6	H: 0 LOB: 0 BB: 11	R: 0 E: 0 K: 8	H: 0 LOB: 0 BB: 16	R: 4 E: 0 K: 15	H: 3 LOB: 1 BB: 29	R: 0 E: 0 K: 12	H: 1 LOB: 0 BB: 18	R: 0 E: 0 K: 9	H: 1 LOB: 1 BB: 19	R: 0 E: 0 K: 8	H: 1 LOB: 1 BB: 15	R: 0 E: 0 K: 5	H: 0 LOB: 0 BB: 12	R: 0 E: 0 K: 14	H: 1 LOB: 1 BB: 20	1B: 6 2B: 3 3B: 1 HR: 2	SF: 0 SAC: 3 DP: 4 HBP: 1	WP: 0 PB: 0 SB: 0 CS: 1	PA: 50	
PITCHER	37 Jo-Jo Reyes, L ERA: 1.58 38 Buddy Carley, R ERA: 5.28 34 Eric O'Flaherty, L ERA: 6.39 58 Peter Moylan, R ERA: 6.39 Rafael Soriano, R ERA: 1.59	IP: 3.0 WLS: 14 BF: 4 H: 5 R: 5 ER: 5 SO: 0	BB: 3 IBB: 0 HBP: 0 BLK: 0	WP: 0 HR: 0 S: 31 P: 56	ERA: 15.00 WHIP: 2.333	40 James Parr, R ERA: 3.28 30 Jeff Bennett, R ERA: 2.2 51 Michael Gonzalez, L ERA: 3.45	IP: 1.0 WLS: 4 BF: 4 H: 1 R: 0 ER: 0 SO: 2	BB: 0 IBB: 0 HBP: 0 BLK: 0	WP: 0 HR: 0 S: 17 P: 25	ERA: 0.00 WHIP: 1.000	30 Jeff Bennett, R ERA: 2.2 51 Michael Gonzalez, L ERA: 3.45	IP: 2.0 WLS: 7 BF: 7 H: 1 R: 0 ER: 0 SO: 1	BB: 0 IBB: 1 HBP: 0 BLK: 0	WP: 0 HR: 0 S: 8 P: 15	ERA: 0.500	51 Michael Gonzalez, L ERA: 3.45	IP: 1.0 WLS: 4 BF: 4 H: 1 R: 0 ER: 0 SO: 2	BB: 0 IBB: 0 HBP: 0 BLK: 0	WP: 0 HR: 0 S: 14 P: 20	ERA: 0.00 WHIP: 1.000			

Atlanta Braves @ New York Mets
Citi Field, Flushing, NY
Wed May 13 2009, 1:10 PM EDT
Att. 40,555 - Partly Cloudy - 64 F

AB 40
R 7
H 12
RBI 6
BB 5
SO 10
LOB 17



Batter	1	2	3	4	5	6	7	8	9	AB	R	H	RBI	BB	SO	LOB	TOP				
24 Dexter Fowler, S OBP: 0.317, SLG: 0.366										4	1	1	1	0	1	1	Colorado Rockies @ Atlanta Braves Turner Field, Atlanta, GA Mon May 18 2009, 7:00 PM EDT Att: 15,364 - Clear - 66 F				
2 Troy Tulowitzki, R OBP: 0.345, SLG: 0.458										4	1	1	0	0	1	2					
17 Todd Helton, L OBP: 0.390, SLG: 0.504										4	1	0	1	0	0	1					
11 Brad Hawpe, L OBP: 0.412, SLG: 0.619										4	0	0	0	0	1	3					
20 Chris Iannetta, R OBP: 0.364, SLG: 0.522										4	1	2	1	0	0	0					
7 Seth Smith, L OBP: 0.442, SLG: 0.500										3	0	0	0	0	0	1					
19 Ryan Spilborghs, R OBP: 0.331, SLG: 0.437										1	0	1	1	0	0	0					
9 Ian Stewart, L OBP: 0.288, SLG: 0.473										3	0	0	0	1	0	2					
12 Clint Barnes, R OBP: 0.274, SLG: 0.406										4	1	1	0	0	0	1					
21 Jason Marquis, L OBP: 0.278, SLG: 0.294										3	0	0	0	0	0	2					
27 Garrett Atkins, R OBP: 0.268, SLG: 0.306										1	0	0	0	0	0	2					
16 Huston Street, R OBP: 0.331, SLG: 0.437										0	0	0	0	0	0	0					
Inning Stats	R: 0 H: 0 E: 0 K: 2 S: 10	H: 0 R: 0 ER: 0 LOB: 0 P: 16	R: 0 H: 0 E: 0 K: 0 S: 8	H: 0 R: 0 ER: 0 LOB: 0 P: 11	R: 1 H: 1 E: 0 K: 0 S: 12	H: 1 R: 0 ER: 0 LOB: 1 P: 18	R: 0 H: 1 E: 0 K: 1 S: 11	H: 1 R: 0 ER: 0 LOB: 0 P: 17	R: 0 H: 0 E: 0 K: 0 S: 4	H: 0 R: 0 ER: 0 LOB: 0 P: 9	R: 1 H: 1 E: 0 K: 0 S: 9	H: 1 R: 0 ER: 0 LOB: 0 P: 15	R: 0 H: 0 E: 0 K: 0 S: 7	H: 0 R: 0 ER: 0 LOB: 0 P: 15	R: 0 H: 0 E: 0 K: 0 S: 6	H: 0 R: 0 ER: 0 LOB: 0 P: 9	R: 3 H: 3 E: 2 K: 0 S: 23	H: 3 R: 0 ER: 2 LOB: 2 P: 32	1B: 5 2B: 1 3B: 0 HR: 0	SF: 0 SAC: 0 DP: 1 HBP: 0	WP: 0 PA: 36 PB: 0 SB: 1 CS: 0
PITCHER	IP WLS BF H R ER SO BB IBB HBP BLK WP HR S P ERA WHIP	IP WLS BF H R ER SO BB IBB HBP BLK WP HR S P ERA WHIP	IP WLS BF H R ER SO BB IBB HBP BLK WP HR S P ERA WHIP	IP WLS BF H R ER SO BB IBB HBP BLK WP HR S P ERA WHIP	IP WLS BF H R ER SO BB IBB HBP BLK WP HR S P ERA WHIP	IP WLS BF H R ER SO BB IBB HBP BLK WP HR S P ERA WHIP	IP WLS BF H R ER SO BB IBB HBP BLK WP HR S P ERA WHIP	IP WLS BF H R ER SO BB IBB HBP BLK WP HR S P ERA WHIP	IP WLS BF H R ER SO BB IBB HBP BLK WP HR S P ERA WHIP	IP WLS BF H R ER SO BB IBB HBP BLK WP HR S P ERA WHIP	IP WLS BF H R ER SO BB IBB HBP BLK WP HR S P ERA WHIP	IP WLS BF H R ER SO BB IBB HBP BLK WP HR S P ERA WHIP	IP WLS BF H R ER SO BB IBB HBP BLK WP HR S P ERA WHIP	IP WLS BF H R ER SO BB IBB HBP BLK WP HR S P ERA WHIP	IP WLS BF H R ER SO BB IBB HBP BLK WP HR S P ERA WHIP	IP WLS BF H R ER SO BB IBB HBP BLK WP HR S P ERA WHIP	IP WLS BF H R ER SO BB IBB HBP BLK WP HR S P ERA WHIP	IP WLS BF H R ER SO BB IBB HBP BLK WP HR S P ERA WHIP	IP WLS BF H R ER SO BB IBB HBP BLK WP HR S P ERA WHIP	IP WLS BF H R ER SO BB IBB HBP BLK WP HR S P ERA WHIP	IP WLS BF H R ER SO BB IBB HBP BLK WP HR S P ERA WHIP

AB	35
R	5
H	6
RBI	4
BB	1
SO	3
LOB	15



Batter	1	2	3	4	5	6	7	8	9	AB	R	H	RBI	BB	SO	LOB	BOTTOM				
2 Kelly Johnson, L OBP: 0.306, SLG: 0.369										4	0	0	0	0	0	1	Colorado Rockies @ Atlanta Braves Turner Field, Atlanta, GA Mon May 18 2009, 7:00 PM EDT Att: 15,364 - Clear - 66 F				
34 Eric O'Flaherty, L OBP: 0.375, SLG: 0.444										3	0	1	0	1	0	1					
10 Chipper Jones, S OBP: 0.443, SLG: 0.505										3	1	1	0	1	0	1					
18 Garret Anderson, L OBP: 0.280, SLG: 0.313										4	0	1	0	0	0	2					
16 Brian McCann, L OBP: 0.388, SLG: 0.479										2	0	1	0	1	0	0					
22 Casey Ketchman, L OBP: 0.355, SLG: 0.438										3	0	0	0	0	1	3					
7 Jeff Francoeur, R OBP: 0.266, SLG: 0.363										3	0	0	0	0	1	2					
24 Jordan Schafer, L OBP: 0.349, SLG: 0.322										3	0	0	0	0	0	1					
32 Derek Lowe, R OBP: 0.250, SLG: 0.143										2	0	1	0	0	1	0					
4 Omar Infante, R OBP: 0.367, SLG: 0.422										1	0	0	0	0	0	0					
Inning Stats	R: 0 H: 1 E: 0 K: 0 S: 9	H: 1 R: 0 ER: 0 LOB: 1 P: 17	R: 0 H: 1 E: 0 K: 2 S: 9	H: 1 R: 0 ER: 0 LOB: 0 P: 16	R: 0 H: 1 E: 0 K: 0 S: 6	H: 1 R: 0 ER: 0 LOB: 0 P: 9	R: 1 H: 2 E: 0 K: 0 S: 18	H: 2 R: 0 ER: 0 LOB: 1 P: 29	R: 0 H: 0 E: 0 K: 1 S: 6	H: 0 R: 0 ER: 0 LOB: 0 P: 8	R: 0 H: 0 E: 0 K: 0 S: 5	H: 0 R: 0 ER: 0 LOB: 0 P: 10	R: 0 H: 0 E: 0 K: 0 S: 6	H: 0 R: 0 ER: 0 LOB: 0 P: 6	R: 0 H: 0 E: 0 K: 0 S: 5	H: 0 R: 0 ER: 0 LOB: 0 P: 8	R: 0 H: 0 E: 0 K: 0 S: 5	H: 0 R: 0 ER: 0 LOB: 0 P: 7	1B: 5 2B: 0 3B: 0 HR: 0	SF: 0 SAC: 0 DP: 4 HBP: 0	WP: 0 PA: 31 PB: 1 SB: 0 CS: 0
PITCHER	IP WLS BF H R ER SO BB IBB HBP BLK WP HR S P ERA WHIP	IP WLS BF H R ER SO BB IBB HBP BLK WP HR S P ERA WHIP	IP WLS BF H R ER SO BB IBB HBP BLK WP HR S P ERA WHIP	IP WLS BF H R ER SO BB IBB HBP BLK WP HR S P ERA WHIP	IP WLS BF H R ER SO BB IBB HBP BLK WP HR S P ERA WHIP	IP WLS BF H R ER SO BB IBB HBP BLK WP HR S P ERA WHIP	IP WLS BF H R ER SO BB IBB HBP BLK WP HR S P ERA WHIP	IP WLS BF H R ER SO BB IBB HBP BLK WP HR S P ERA WHIP	IP WLS BF H R ER SO BB IBB HBP BLK WP HR S P ERA WHIP	IP WLS BF H R ER SO BB IBB HBP BLK WP HR S P ERA WHIP	IP WLS BF H R ER SO BB IBB HBP BLK WP HR S P ERA WHIP	IP WLS BF H R ER SO BB IBB HBP BLK WP HR S P ERA WHIP	IP WLS BF H R ER SO BB IBB HBP BLK WP HR S P ERA WHIP	IP WLS BF H R ER SO BB IBB HBP BLK WP HR S P ERA WHIP	IP WLS BF H R ER SO BB IBB HBP BLK WP HR S P ERA WHIP	IP WLS BF H R ER SO BB IBB HBP BLK WP HR S P ERA WHIP	IP WLS BF H R ER SO BB IBB HBP BLK WP HR S P ERA WHIP	IP WLS BF H R ER SO BB IBB HBP BLK WP HR S P ERA WHIP	IP WLS BF H R ER SO BB IBB HBP BLK WP HR S P ERA WHIP	IP WLS BF H R ER SO BB IBB HBP BLK WP HR S P ERA WHIP	IP WLS BF H R ER SO BB IBB HBP BLK WP HR S P ERA WHIP

AB	28
R	1
H	5
RBI	0
BB	3
SO	3
LOB	11



Batter	1	2	3	4	5	6	7	8	9	AB	R	H	RBI	BB	SO	LOB	TOP			
24 Dexter Fowler, S OBP: 0.331, SLG: 0.368	F7		17 1B					G6-4-3		2	0	1	0	2	0	0	Colorado Rockies @ Atlanta Braves Turner Field, Atlanta, GA Tue May 19 2009, 7:00 PM EDT Att: 16,749 - Clear - 68 F			
2 Troy Tulowitzki, R OBP: 0.336, SLG: 0.447	F9		SF9		P4			G6-4-3		3	0	0	1	0	0	2				
17 Todd Helton, L OBP: 0.278, SLG: 0.500					G3-1			F9		3	0	1	0	1	0	1				
11 Brad Hawpe, L OBP: 0.400, SLG: 0.598	K		K							4	0	0	0	0	2	3				
20 Chris Iannetta, R OBP: 0.360, SLG: 0.505		G4-3								3	0	0	0	1	2	0				
7 Seth Smith, L OBP: 0.427, SLG: 0.479		P2								3	0	0	0	0	1	1				
19 Ryan Spilborghs, R (PH) OBP: 0.336, SLG: 0.437										0	0	0	0	1	0	0				
9 Ian Stewart, L OBP: 0.278, SLG: 0.453										4	0	0	0	0	3	2				
12 Clint Barnes, R OBP: 0.275, SLG: 0.413										3	1	1	0	0	1	1				
46 Jason Hammel, R (1, 1)										1	0	0	0	0	0	0				
27 Garrett Atkins, R (7, PH)										1	0	0	0	0	1	0				
52 Joel Peralta, R (7, 1)										0	0	0	0	0	0	0				
Inning Stats	R: 0 E: 0 K: 1 S: 7	H: 0 LOB: 1 BB: 1 P: 14	R: 0 E: 0 K: 1 S: 8	H: 0 LOB: 3 BB: 0 P: 12	R: 1 E: 0 K: 1 S: 17	H: 2 LOB: 2 BB: 1 P: 25	R: 0 E: 0 K: 2 S: 9	H: 0 LOB: 1 BB: 0 P: 18	R: 0 E: 0 K: 1 S: 11	H: 1 LOB: 1 BB: 0 P: 13	R: 0 E: 0 K: 1 S: 9	H: 0 LOB: 0 BB: 0 P: 12	R: 0 E: 0 K: 0 S: 7	H: 0 LOB: 0 BB: 1 P: 14	R: 0 E: 0 K: 2 S: 16	H: 0 LOB: 1 BB: 1 P: 26	1B: 2 2B: 1 3B: 0 HR: 0	SF: 1 SAC: 1 DP: 1 HBP: 0	WP: 1 PB: 0 SB: 0 CS: 0	PA: 34
PITCHER	IP WLS BF H R ER SO BB IBB HBP BLK WP HR S P ERA WHIP																			
49 Jair Jurrjens, R (1, 1)	7.0 W 27 3 1 1 8 3 0 0 0 1 0 69 107 1.29 0.857																			
Rafael Soriano, R (8, 1)	1.0 3 0 0 0 0 1 0 0 0 0 0 7 14 0.00 1.000																			
51 Michael Gonzalez, L (9, 1)	1.0 4 0 0 0 2 1 0 0 0 0 0 16 26 0.00 1.000																			

Batter	1	2	3	4	5	6	7	8	9	AB	R	H	RBI	BB	SO	LOB	BOTTOM			
19 Yunel Escobar, R OBP: 0.376, SLG: 0.439	G4-3									4	1	1	0	0	1	0	Colorado Rockies @ Atlanta Braves Turner Field, Atlanta, GA Tue May 19 2009, 7:00 PM EDT Att: 16,749 - Clear - 68 F			
22 Casey Kotchman, L OBP: 0.363, SLG: 0.459										5	1	3	3	0	0	0				
10 Chipper Jones, S OBP: 0.441, SLG: 0.495										4	0	1	1	1	1	2				
16 Brian McCann, L OBP: 0.382, SLG: 0.467										4	0	1	1	0	2	4				
18 Garret Anderson, L OBP: 0.291, SLG: 0.324										4	1	2	0	0	1	0				
2 Kelly Johnson, L OBP: 0.320, SLG: 0.383										4	2	3	0	0	0	2				
7 Jeff Francoeur, R OBP: 0.266, SLG: 0.356										3	1	0	0	0	0	4				
24 Jordan Schafer, L OBP: 0.347, SLG: 0.320										4	1	1	2	0	1	3				
49 Jair Jurrjens, R (1, 1)										3	1	1	1	0	0	1				
Rafael Soriano, R (8, 1)										0	0	0	0	0	0	0				
20 Greg Norton, S (PH)										1	0	0	0	0	0	1				
51 Michael Gonzalez, R (9, 1)										0	0	0	0	0	0	0				
Inning Stats	R: 1 E: 0 K: 1 S: 7	H: 2 LOB: 1 BB: 0 P: 13	R: 3 E: 1 K: 0 S: 20	H: 4 LOB: 3 BB: 1 P: 32	R: 2 E: 0 K: 0 S: 13	H: 3 LOB: 0 BB: 0 P: 20	R: 0 E: 0 K: 0 S: 6	H: 0 LOB: 0 BB: 0 P: 11	R: 0 E: 0 K: 2 S: 10	H: 1 LOB: 1 BB: 0 P: 13	R: 0 E: 0 K: 1 S: 10	H: 0 LOB: 0 BB: 0 P: 14	R: 0 E: 0 K: 1 S: 14	H: 2 LOB: 2 BB: 0 P: 21	R: 2 E: 0 K: 1 S: 15	H: 1 LOB: 1 BB: 0 P: 25	1B: 11 2B: 3 3B: 0 HR: 0	SF: 0 SAC: 0 DP: 1 HBP: 2	WP: 1 PB: 0 SB: 1 CS: 0	PA: 39
PITCHER	IP WLS BF H R ER SO BB IBB HBP BLK WP HR S P ERA WHIP																			
46 Jason Hammel, R (1, 1)	6.0 L 28 10 6 3 4 1 0 0 0 1 0 66 103 4.50 1.833																			
52 Joel Peralta, R (7, 1)	2.0 11 3 2 2 2 0 0 2 0 0 0 29 46 9.00 1.500																			

AB	27
R	1
H	3
RBI	1
BB	5
SO	10
LOB	10




AB	36
R	8
H	13
RBI	8
BB	1
SO	6
LOB	17




Batter	1	2	3	4	5	6	7	8	9	AB	R	H	RBI	BB	SO	LOB	TOP			
24 Dexter Fowler, S OBP: 0.321, SLG: 0.356 53 Randy Flores, L (8, 1)											4	0	0	0	0	2	2	Colorado Rockies @ Atlanta Braves Turner Field, Atlanta, GA Wed May 20 2009, 7:00 PM EDT Att: 19,259 - Cloudy - 73 F		
12 Clint Barmes, R OBP: 0.274, SLG: 0.417										4	0	1	2	0	1	0				
17 Todd Helton, L OBP: 0.489 9 Ian Stewart, L (6, 5)										3	1	0	0	0	1	0				
11 Brad Hawpe, L OBP: 0.401, SLG: 0.593 7 Seth Smith, L OBP: 0.429, SLG: 0.472										1	0	0	0	1	1	0				
19 Ryan Spilborghs, R OBP: 0.340, SLG: 0.446										1	1	0	0	1	1	0				
27 Garrett Atkins, R OBP: 0.266, SLG: 0.302										4	0	2	2	0	1	0				
8 Yorvit Torrealba, R OBP: 0.333, SLG: 0.436										4	0	1	0	0	2	2				
6 Omar Quintanilla, L OBP: 0.250, SLG: 0.222										4	1	1	0	0	2	2				
29 Jorge De La Rosa, L OBP: 0.067, SLG: 0.067 34 Matt Belisle, R (4, 1) 60 Manny Corpas, R (6, 1) 14 Matt Murton, R OBP: 0.333, SLG: 0.500 (8, PH)										1	0	0	0	0	0	0				
Inning Stats	R: 0 E: 0 K: 3 S: 9	H: 0 LOB: 0 BB: 0 P: 12	R: 0 E: 0 K: 2 S: 12	H: 1 LOB: 1 BB: 0 P: 16	R: 0 E: 0 K: 1 S: 8	H: 0 LOB: 0 BB: 0 P: 8	R: 1 E: 0 K: 0 S: 13	H: 1 LOB: 1 BB: 0 P: 22	R: 0 E: 0 K: 0 S: 6	H: 0 LOB: 0 BB: 0 P: 10	R: 0 E: 0 K: 3 S: 11	H: 0 LOB: 0 BB: 0 P: 15	R: 2 E: 0 K: 1 S: 17	H: 2 LOB: 1 BB: 1 P: 25	R: 1 E: 0 K: 2 S: 14	H: 1 LOB: 1 BB: 1 P: 22	1B: 4 2B: 2 3B: 0 HR: 0		SF: 0 SAC: 0 DP: 2 HBP: 0	WP: 0 PB: 0 SB: 0 CS: 0
PITCHER	IP WLS BF H R ER SO BB IBB HBP BLK WP HR S P ERA WHIP	5.0 W 18 3 1 0 6 1 0 0 0 0 0 0 49 71 0.00 0.800	2.0 6 0 0 0 3 0 0 0 0 0 0 0 17 25 0.00 0.000	1.0 6 2 2 2 1 1 0 0 0 0 0 0 17 25 18.00 3.000	1.0 5 1 1 1 2 1 0 0 0 0 0 0 14 22 9.00 2.000															

Batter	1	2	3	4	5	6	7	8	9	AB	R	H	RBI	BB	SO	LOB	BOTTOM			
4 Omar Infante, R OBP: 0.389, SLG: 0.430										3	1	2	1	1	0	0	Colorado Rockies @ Atlanta Braves Turner Field, Atlanta, GA Wed May 20 2009, 7:00 PM EDT Att: 19,259 - Cloudy - 73 F			
22 Casey Kotchman, L OBP: 0.361, SLG: 0.455										1	0	0	0	0	0	1				
19 Yunel Escobar, R OBP: 0.383, SLG: 0.462										4	1	2	3	1	0	4				
10 Chipper Jones, S OBP: 0.446, SLG: 0.495 2 Kelly Johnson, L OBP: 0.315, SLG: 0.376										2	1	1	0	1	0	2				
14 Martin Prado, R OBP: 0.389, SLG: 0.583										2	0	0	0	0	0	1				
23 Matt Diaz, R OBP: 0.369, SLG: 0.466										4	2	2	0	1	1	1				
7 Jeff Francoeur, R OBP: 0.270, SLG: 0.355										3	2	1	2	0	0	2				
8 David Ross, R OBP: 0.382, SLG: 0.491										4	1	1	2	1	1	2				
24 Jordan Schafer, L OBP: 0.342, SLG: 0.318										4	0	1	2	0	3	2				
33 Javier Vazquez, R OBP: 0.111, SLG: 0.118 30 Jeff Bennett, R (6, 1) 37 Jo-Jo Reyes, L OBP: 0.273, SLG: 0.111 20 Greg Norton, S OBP: 0.323, SLG: 0.167 38 Buddy Carlye, L (9, 1)										2	0	0	0	0	0	0				
Inning Stats	R: 0 E: 0 K: 0 S: 8	H: 2 LOB: 1 BB: 0 P: 16	R: 1 E: 0 K: 1 S: 10	H: 1 LOB: 0 BB: 0 P: 11	R: 0 E: 0 K: 0 S: 9	H: 0 LOB: 1 BB: 2 P: 19	R: 9 E: 0 K: 1 S: 36	H: 6 LOB: 4 BB: 2 P: 68	R: 0 E: 0 K: 0 S: 14	H: 1 LOB: 1 BB: 0 P: 18	R: 2 E: 2 K: 2 S: 17	H: 2 LOB: 3 BB: 0 P: 26	R: 0 E: 0 K: 0 S: 9	H: 1 LOB: 1 BB: 0 P: 13	R: 0 E: 0 K: 1 S: 14	H: 1 LOB: 1 BB: 0 P: 21	1B: 11 2B: 1 3B: 1 HR: 1	SF: 2 SAC: 1 DP: 2 HBP: 2	WP: 0 PB: 0 SB: 0 CS: 0	PA: 46
PITCHER	IP WLS BF H R ER SO BB IBB HBP BLK WP HR S P ERA WHIP	3.2 L 20 7 5 3 3 5 0 0 0 0 0 0 45 84 17.18 2.727	2.0 16 7 5 3 3 1 0 0 0 0 0 0 47 70 13.50 4.000	1.1 6 1 0 0 0 0 0 0 1 0 0 0 11 17 0.00 0.750	1.0 4 1 0 0 1 0 0 0 0 0 0 0 14 21 0.00 1.000															

AB 32
R 4
H 6
RBI 4
BB 3
SO 12
LOB 11



AB 35
R 12
H 14
RBI 11
BB 6
SO 5
LOB 17



Batter	1	2	3	4	5	6	7	8	9	AB	R	H	RBI	BB	SO	LOB	TOP
19 Marco Scutaro, R OBP: 0.394, SLG: 0.429	G6-3		2B		G5-3			F8	F7	5	0	1	2	0	0	3	Toronto Blue Jays @ Atlanta Braves Turner Field, Atlanta, GA Sat May 23 2009, 7:00 PM EDT Att: 27,377 - Cloudy - 71 F
2 Aaron Hill, R OBP: 0.385, SLG: 0.551	G6-3		F9		FC6-4			BB		3	0	1	0	1	0	1	
15 Alex Rios, R OBP: 0.316, SLG: 0.411	K		F9		FC6-4			G6-4-3		4	0	0	0	0	1	3	
10 Vernon Wells, R OBP: 0.313, SLG: 0.403		G5-3			G5-3				F8	4	0	0	0	0	0	0	
26 Adam Lind, L OBP: 0.372, SLG: 0.512		G6-3			G4-3			G6-3		4	1	2	0	0	0	0	
33 Scott Rolen, R OBP: 0.380, SLG: 0.459		G6-3			F8			BB		3	0	1	0	1	0	1	
35 Lyle Overbay, L OBP: 0.370, SLG: 0.509									F8	2	1	1	1	2	0	0	
20 Rod Barajas, R OBP: 0.338, SLG: 0.457									BB	3	1	1	0	1	1	2	
44 Casey Janssen, R 1 Joe Inglett, L 52 B.J. Ryan, L 40 Brian Wolfe, R 15 Kevin Millar, R										1	0	0	0	0	0	0	
Inning Stats	R: 0 H: 0 E: 0 LOB: 0 K: 1 BB: 0 S: 5 P: 8	R: 0 H: 1 E: 0 LOB: 0 K: 0 BB: 0 S: 6 P: 7	R: 2 H: 2 E: 0 LOB: 1 K: 0 BB: 1 S: 8 P: 15	R: 0 H: 1 E: 0 LOB: 2 K: 1 BB: 1 S: 14 P: 27	R: 0 H: 1 E: 0 LOB: 0 K: 0 BB: 0 S: 9 P: 12	R: 0 H: 0 E: 0 LOB: 0 K: 0 BB: 0 S: 9 P: 16	R: 0 H: 0 E: 0 LOB: 0 K: 0 BB: 0 S: 6 P: 9	R: 0 H: 0 E: 0 LOB: 0 K: 0 BB: 1 S: 6 P: 13	R: 1 H: 2 E: 0 LOB: 3 K: 1 BB: 2 S: 16 P: 31	1B: 4 SF: 0 2B: 3 SAC: 1 3B: 0 DP: 2 HR: 0 HBP: 0	WP: 0 PA: 37 PB: 0 SB: 0 CS: 0						

Batter	1	2	3	4	5	6	7	8	9	AB	R	H	RBI	BB	SO	LOB	BOTTOM
2 Kelly Johnson, L OBP: 0.314, SLG: 0.389	G1-3		2B		L3			HR		4	2	2	1	0	0	2	Toronto Blue Jays @ Atlanta Braves Turner Field, Atlanta, GA Sat May 23 2009, 7:00 PM EDT Att: 27,377 - Cloudy - 71 F
22 Casey Kotchman, L OBP: 0.346, SLG: 0.441	G5-3		2B		G4-1			G6-3		4	0	1	2	0	0	0	
18 Garret Anderson, L OBP: 0.286, SLG: 0.313			F9					K		4	0	2	0	0	1	1	
16 Brian McCann, L OBP: 0.380, SLG: 0.447	B1-3		G3		P2					4	0	1	0	0	0	3	
14 Martin Prado, R OBP: 0.339, SLG: 0.500		G4-3			G5-3			G4-3		4	0	0	0	0	0	2	
7 Jeff Francoeur, R OBP: 0.288, SLG: 0.377									L7	4	1	3	0	0	0	0	
27 Diory Hernandez, R (1, 6)										4	1	3	0	0	0	0	
24 Jordan Schafer, L OBP: 0.327, SLG: 0.302										3	0	0	0	1	1	3	
32 Derek Lowe, R OBP: 0.316, SLG: 0.235 58 Peter Moylan, R 51 Michael Gonzalez, R Rafael Soriano, R										3	1	2	1	0	0	0	
Inning Stats	R: 0 H: 1 E: 0 LOB: 1 K: 0 BB: 0 S: 12 P: 16	R: 0 H: 1 E: 0 LOB: 0 K: 0 BB: 0 S: 6 P: 8	R: 2 H: 3 E: 0 LOB: 1 K: 0 BB: 0 S: 12 P: 19	R: 0 H: 2 E: 0 LOB: 2 K: 0 BB: 1 S: 11 P: 20	R: 0 H: 1 E: 0 LOB: 0 K: 0 BB: 0 S: 4 P: 8	R: 0 H: 0 E: 0 LOB: 0 K: 0 BB: 0 S: 5 P: 7	R: 1 H: 1 E: 0 LOB: 0 K: 1 BB: 0 S: 12 P: 17	R: 0 H: 2 E: 0 LOB: 2 K: 1 BB: 0 S: 11 P: 16	1B: 8 SF: 0 2B: 2 SAC: 0 3B: 0 DP: 1 HR: 1 HBP: 0	WP: 0 PA: 35 PB: 0 SB: 0 CS: 0							

Batter	1	2	3	4	5	6	7	8	9	AB	R	H	RBI	BB	SO	LOB	TOP
2 Kelly Johnson, L OBP: 0.312, SLG: 0.421										4	0	0	0	0	1	0	Atlanta Braves @ San Francisco Giants AT&T Park, San Francisco, CA Tue May 26 2009, 7:15 PM PDT Att: 29,485 - Clear - 67 F
22 Casey Kotchman, L OBP: 0.339, SLG: 0.416										3	0	0	0	1	0	0	
10 Chipper Jones, S OBP: 0.439, SLG: 0.492										4	0	1	0	0	2	1	
16 Brian McCann, L OBP: 0.402, SLG: 0.521										4	0	0	0	0	2	2	
18 Garret Anderson, L OBP: 0.293, SLG: 0.315										3	0	1	0	1	0	0	
7 Jeff Francoeur, R OBP: 0.281, SLG: 0.362										4	0	1	0	0	0	2	
27 Diory Hernandez, R OBP: 0.235, SLG: 0.188										4	0	1	0	0	0	2	
24 Jordan Schafer, L OBP: 0.324, SLG: 0.302										3	0	1	0	0	1	2	
54 Kris Medlen, S 34 Eric O'Flaherty, L 20 Greg Norton, S 30 Jeff Bennett, R 46 Manny Acosta, R										2	0	0	0	0	1	2	
Inning Stats	R: 0 H: 1 E: 0 K: 1 S: 9	WLS: 1 BF: 16	R: 0 H: 2 E: 0 K: 1 S: 12	R: 0 H: 0 E: 0 K: 2 S: 9	R: 0 H: 0 E: 0 K: 0 S: 8	R: 0 H: 0 E: 0 K: 1 S: 7	R: 0 H: 2 E: 0 K: 1 S: 13	R: 0 H: 0 E: 0 K: 1 S: 7	R: 0 H: 0 E: 0 K: 0 S: 3	1B: 4 2B: 1 3B: 0 HR: 0	SF: 0 SAC: 0 DP: 0 HBP: 0	WP: 0 PB: 0 SB: 0 CS: 0	PA: 34				
PITCHER	IP: 8.0 WLS: 1 BF: 31 ERA: 3.03		IP: 1.0 WLS: 0 BF: 3 ERA: 4.0														

Batter	1	2	3	4	5	6	7	8	9	AB	R	H	RBI	BB	SO	LOB	BOTTOM
33 Aaron Rowand, R OBP: 0.337, SLG: 0.447										4	1	1	2	0	1	1	Atlanta Braves @ San Francisco Giants AT&T Park, San Francisco, CA Tue May 26 2009, 7:15 PM PDT Att: 29,485 - Clear - 67 F
16 Edgar Renteria, R OBP: 0.325, SLG: 0.338										4	0	1	2	0	0	0	
2 Randy Winn, S OBP: 0.339, SLG: 0.414										3	0	0	0	1	0	1	
1 Bengie Molina, R OBP: 0.263, SLG: 0.450										4	0	0	0	0	0	1	
14 Fred Lewis, L 59 Andres Torres, S										3	0	0	0	0	1	0	
10 Travis Ishikawa, L OBP: 0.328, SLG: 0.330										3	1	1	0	0	1	0	
5 Juan Uribe, R OBP: 0.304, SLG: 0.348										3	0	1	0	0	0	1	
7 Emmanuel Burriss, S OBP: 0.325, SLG: 0.285										3	1	1	0	0	0	1	
55 Tim Lincecum, L 46 Bob Howry, L										1	1	0	0	1	1	0	
Inning Stats	R: 0 H: 0 E: 0 K: 0 S: 8	WLS: 0 BF: 15	R: 4 H: 4 E: 0 K: 1 S: 18	R: 0 H: 0 E: 0 K: 1 S: 10	R: 0 H: 0 E: 0 K: 1 S: 6	R: 0 H: 0 E: 0 K: 0 S: 5	R: 0 H: 1 E: 0 K: 1 S: 9	R: 0 H: 0 E: 0 K: 0 S: 6	R: 0 H: 0 E: 0 K: 0 S: 3	1B: 3 2B: 2 3B: 0 HR: 0	SF: 0 SAC: 1 DP: 0 HBP: 0	WP: 0 PB: 0 SB: 0 CS: 0	PA: 31				
PITCHER	IP: 5.1 WLS: 1 BF: 22 ERA: 9.72		IP: 0.2 WLS: 0 BF: 2 ERA: 2.16		IP: 1.0 WLS: 0 BF: 4 ERA: 2.14		IP: 1.0 WLS: 0 BF: 3 ERA: 4.0										



Batter	1	2	3	4	5	6	7	8	9	AB	R	H	RBI	BB	SO	LOB	TOP								
2 Kelly Johnson, L (1,4) OBP: 0.316, SLG: 0.438										4	2	2	0	0	1	0									
22 Casey Ketchman, L (1,3) OBP: 0.341, SLG: 0.414										4	0	2	1	0	0	1									
10 Chipper Jones, S (1,5) OBP: 0.423, SLG: 0.477										4	0	1	1	0	1	2									
16 Brian McCann, L (1,2) OBP: 0.407, SLG: 0.525										4	0	1	0	0	0	1									
18 Garret Anderson, L (1,7) OBP: 0.298, SLG: 0.319										4	0	1	0	0	1	0									
7 Jeff Francoeur, R (1,9) OBP: 0.269, SLG: 0.346										4	0	0	0	0	2	2									
27 Diory Hernandez, R (1,6) OBP: 0.208, SLG: 0.217										3	0	0	0	0	2	2									
24 Jordan Schafer, L (1,8) OBP: 0.317, SLG: 0.295										3	0	0	0	0	2	2									
32 Derek Lowe, R (1,1) OBP: 0.286, SLG: 0.211										2	0	0	0	0	0	0									
20 Greg Norton, S (8,PH) OBP: 0.278, SLG: 0.138										1	0	0	0	0	0	0									
57 Jorge Campillo, R (8,1)										0	0	0	0	0	0	0									
Inning Stats	R: 0 E: 0 K: 0 S: 6	H: 1 LOB: 0 BB: 0 P: 8	R: 0 E: 0 K: 3 S: 16	H: 2 LOB: 2 BB: 0 P: 24	R: 1 E: 0 K: 0 S: 11	H: 2 LOB: 1 BB: 0 P: 18	R: 0 E: 0 K: 2 S: 11	H: 0 LOB: 0 BB: 0 P: 14	R: 0 E: 0 K: 1 S: 6	H: 0 LOB: 0 BB: 0 P: 8	R: 0 E: 0 K: 0 S: 7	H: 0 LOB: 0 BB: 0 P: 10	R: 0 E: 0 K: 0 S: 7	H: 0 LOB: 0 BB: 0 P: 11	R: 1 E: 0 K: 2 S: 12	H: 2 LOB: 1 BB: 0 P: 20	R: 0 E: 0 K: 1 S: 13	H: 0 LOB: 0 BB: 0 P: 16	1B: 4 2B: 3 3B: 0 HR: 0	SF: 0 SAC: 0 DP: 1 HBP: 0	WP: 0 PB: 0 SB: 0 CS: 0	PA: 33			
PITCHER	IP	WLS	BF	H	R	ER	SO	BB	IBB	HBP	BLK	WP	HR	S	P	ERA	WHIP								
15 Dan Haren, R (1,1) ERA: 2.54	8.0	W	30	7	2	2	8	0	0	0	0	0	0	76	113	2.25	0.875								
50 Chad Qualls, R (9,1) ERA: 3.43	1.0	S	3	0	0	0	1	0	0	0	0	0	0	13	16	0.00	0.000								

Atlanta Braves @ Arizona Diamondbacks
Chase Field, Phoenix, AZ
Thu May 28 2009, 6:40 PM MST
Att: 19,412 - Clear - 96 F

AB 33
R 2
H 7
RBI 2
BB 0
SO 9
LOB 10



Batter	1	2	3	4	5	6	7	8	9	AB	R	H	RBI	BB	SO	LOB	BOTTOM								
14 Ryan Roberts, R (1,5) OBP: 0.418, SLG: 0.449										4	0	2	1	0	0	0									
11 Augie Ojeda, S (1,4) OBP: 0.345, SLG: 0.344										4	0	0	0	0	0	3									
10 Justin Upton, R (1,9) OBP: 0.415, SLG: 0.636										4	1	3	0	0	0	1									
6 Stephen Drew, L (1,6) OBP: 0.295, SLG: 0.347										4	1	1	0	0	0	3									
27 Mark Reynolds, R (1,3) OBP: 0.354, SLG: 0.550										4	1	2	2	0	1	2									
22 Eric Byrnes, R (1,7) OBP: 0.257, SLG: 0.391										4	2	2	1	0	0	2									
24 Chris Young, R (1,8) OBP: 0.213, SLG: 0.305										3	0	0	1	0	0	2									
19 Chris Snyder, R (1,2) OBP: 0.376, SLG: 0.436										3	0	1	0	0	0	0									
15 Dan Haren, R (1,1) OBP: 0.182, SLG: 0.273										3	0	0	0	0	1	2									
50 Chad Qualls, R (9,1) ERA: 3.49										0	0	0	0	0	0	0									
Inning Stats	R: 0 E: 0 K: 0 S: 10	H: 1 LOB: 1 BB: 0 P: 13	R: 1 E: 0 K: 1 S: 10	H: 1 LOB: 0 BB: 0 P: 16	R: 0 E: 0 K: 0 S: 9	H: 0 LOB: 0 BB: 0 P: 15	R: 4 E: 1 K: 0 S: 15	H: 5 LOB: 2 BB: 0 P: 22	R: 0 E: 0 K: 0 S: 10	H: 2 LOB: 1 BB: 0 P: 12	R: 0 E: 0 K: 1 S: 7	H: 0 LOB: 0 BB: 0 P: 10	R: 0 E: 0 K: 0 S: 6	H: 1 LOB: 1 BB: 0 P: 12	R: 0 E: 0 K: 0 S: 4	H: 1 LOB: 0 BB: 0 P: 5	1B: 8 2B: 2 3B: 1 HR: 0	SF: 1 SAC: 0 DP: 1 HBP: 0	WP: 0 PB: 0 SB: 1 CS: 1	PA: 34					
PITCHER	IP	WLS	BF	H	R	ER	SO	BB	IBB	HBP	BLK	WP	HR	S	P	ERA	WHIP								
32 Derek Lowe, R (1,1) ERA: 3.49	7.0	L	31	10	5	3	2	0	0	0	1	0	0	67	100	3.86	1.429								
57 Jorge Campillo, R (8,1) ERA: 4.15	1.0	S	3	1	0	0	0	0	0	0	0	0	0	4	5	0.00	1.000								

Atlanta Braves @ Arizona Diamondbacks
Chase Field, Phoenix, AZ
Thu May 28 2009, 6:40 PM MST
Att: 19,412 - Clear - 96 F

AB 33
R 5
H 11
RBI 5
BB 0
SO 2
LOB 15



Batter	1	2	3	4	5	6	7	8	9	10	11	AB	R	H	RBI	BB	SO	LOB	TOP					
2 Kelly Johnson, L OBP: 0.310, SLG: 0.429												5	1	1	1	0	2	1						
19 Yunel Escobar, R OBP: 0.363, SLG: 0.447												4	0	0	0	1	0	2						
18 Garret Anderson, L OBP: 0.289, SLG: 0.327												5	0	1	1	0	0	1						
14 Martin Prado, R OBP: 0.304, SLG: 0.431												5	0	1	0	0	1	2						
23 Matt Diaz, R OBP: 0.365, SLG: 0.446												3	0	0	0	0	1	1						
24 Jordan Schafer, L OBP: 0.321, SLG: 0.296												2	0	1	0	0	0	0						
7 Jeff Francoeur, R OBP: 0.271, SLG: 0.344												5	0	1	0	0	3	1						
22 Casey Kotchman, L OBP: 0.340, SLG: 0.409												4	0	1	0	0	1	2						
8 David Ross, R OBP: 0.392, SLG: 0.484												3	1	2	0	1	1	0						
33 Javier Vazquez, R 34 Eric O'Flaherty, L Rafael Soriano, R 10 Chipper Jones, S 51 Michael Gonzalez, R 30 Jeff Bennett, R												1	0	0	0	0	0	2						
Inning Stats	R: 0 E: 0 K: 1 S: 6	H: 0 LOB: 0 BB: 0 P: 8	R: 0 E: 0 K: 1 S: 9	H: 2 LOB: 1 BB: 0 P: 15	R: 2 E: 0 K: 0 S: 12	H: 3 LOB: 1 BB: 0 P: 16	R: 0 E: 0 K: 0 S: 14	H: 1 LOB: 2 BB: 1 P: 23	R: 0 E: 0 K: 1 S: 8	H: 0 LOB: 0 BB: 0 P: 12	R: 0 E: 0 K: 1 S: 8	H: 1 LOB: 1 BB: 0 P: 12	R: 0 E: 0 K: 1 S: 8	H: 0 LOB: 0 BB: 0 P: 11	R: 0 E: 0 K: 0 S: 6	H: 0 LOB: 0 BB: 0 P: 7	R: 0 E: 0 K: 1 S: 9	H: 0 LOB: 0 BB: 0 P: 15	1B: 6 2B: 2 3B: 0 HR: 0	SF: 0 SAC: 2 DP: 1 HBP: 0	WP: 0 PB: 0 SB: 1 CS: 0	PA: 42		
PITCHER	IP: 49 ERA: 3.65	WLS: 7 ERA: 3.18	WLS: 2 ERA: 1.85	BF: 29	H: 7	R: 2	ER: 0	SO: 6	BB: 0	IBB: 0	HBP: 0	BLK: 0	WP: 0	HR: 0	S: 55	P: 102	ERA: 2.57	WHIP: 1.286						

Atlanta Braves @ Arizona Diamondbacks
Chase Field, Phoenix, AZ
Sat May 30 2009, 1:10 PM MST
Att. 35,065 - Roof Closed - 75 F

AB 38
R 2
H 8
RBI 2
BB 2
SO 10
LOB 12



Batter	1	2	3	4	5	6	7	8	9	10	11	AB	R	H	RBI	BB	SO	LOB	BOTTOM					
2 Felipe Lopez, S OBP: 0.374, SLG: 0.474												5	0	1	0	0	0	3						
18 Gerardo Parra, L OBP: 0.352, SLG: 0.477												5	0	1	0	0	0	1						
10 Justin Upton, R OBP: 0.404, SLG: 0.606												4	0	0	0	1	2	0						
6 Stephen Drew, L OBP: 0.287, SLG: 0.343												5	0	1	0	0	4	3						
27 Mark Reynolds, R OBP: 0.353, SLG: 0.547												5	1	2	0	0	1	4						
26 Miguel Montero, L OBP: 0.330, SLG: 0.359												4	0	1	0	0	1	1						
22 Eric Byrnes, R OBP: 0.270, SLG: 0.397												3	1	2	1	0	1	1						
14 Ryan Roberts, R OBP: 0.422, SLG: 0.474												3	1	1	1	1	1	1						
49 Doug Davis, R OBP: 0.190, SLG: 0.286												2	0	0	0	0	1	0						
24 Chris Young, R OBP: 0.219, SLG: 0.314												1	0	1	1	0	0	0						
58 Juan Gutierrez, R OBP: 0.250, SLG: 0.148												1	0	0	0	0	0	0						
29 Josh Whitesell, L OBP: 0.250, SLG: 0.148												1	0	0	0	0	1	2						
56 Ramon Pena, R OBP: 0.250, SLG: 0.148												0	0	0	0	0	0	0						
Inning Stats	R: 0 E: 0 K: 0 S: 4	H: 0 LOB: 0 BB: 0 P: 6	R: 0 E: 0 K: 2 S: 11	H: 1 LOB: 1 BB: 0 P: 22	R: 0 E: 0 K: 1 S: 8	H: 0 LOB: 0 BB: 0 P: 9	R: 0 E: 0 K: 1 S: 10	H: 1 LOB: 1 BB: 0 P: 16	R: 0 E: 0 K: 2 S: 7	H: 0 LOB: 3 BB: 1 P: 23	R: 2 E: 0 K: 0 S: 11	H: 3 LOB: 1 BB: 0 P: 15	R: 0 E: 0 K: 1 S: 7	H: 0 LOB: 0 BB: 0 P: 9	R: 0 E: 0 K: 1 S: 13	H: 1 LOB: 2 BB: 1 P: 20	R: 0 E: 0 K: 2 S: 8	H: 0 LOB: 0 BB: 0 P: 10	R: 1 E: 0 K: 0 S: 6	H: 2 LOB: 1 BB: 0 P: 7	1B: 6 2B: 5 3B: 0 HR: 0	SF: 0 SAC: 2 DP: 1 HBP: 1	WP: 1 PB: 1 SB: 0 CS: 0	PA: 43
PITCHER	IP: 33 ERA: 3.58	WLS: 0.2 ERA: 3.0	WLS: 1.0 ERA: 1.25	BF: 27	H: 7	R: 2	ER: 1	SO: 8	BB: 1	IBB: 0	HBP: 0	BLK: 0	WP: 0	HR: 0	S: 64	P: 99	ERA: 1.42	WHIP: 1.263						

Atlanta Braves @ Arizona Diamondbacks
Chase Field, Phoenix, AZ
Sat May 30 2009, 1:10 PM MST
Att. 35,065 - Roof Closed - 75 F

AB 38
R 3
H 10
RBI 3
BB 2
SO 12
LOB 16



Batter	1	2	3	4	5	6	7	8	9	AB	R	H	RBI	BB	SO	LOB	TOP							
2 Kelly Johnson, L (1,4) OBP: 0.316, SLG: 0.450										6	3	3	0	0	1	2								
19 Yunel Escobar, R (1,6) OBP: 0.370, SLG: 0.470										5	2	3	2	0	1	2								
10 Chipper Jones, S (1,5) OBP: 0.344, SLG: 0.590										4	2	3	4	0	1	1								
27 Dion Hernandez, R (8, PH) OBP: 0.200, SLG: 0.208										1	0	0	0	0	1	0								
16 Brian McCann, L (1,2) OBP: 0.422, SLG: 0.514										1	1	0	0	4	0	1								
18 Garret Anderson, L (1,7) OBP: 0.294, SLG: 0.358										5	1	2	3	0	1	3								
22 Casey Kotchman, L (1,3) OBP: 0.340, SLG: 0.405										2	0	0	0	0	0	3								
14 Martin Prado, R (4, PR) OBP: 0.321, SLG: 0.438										1	0	1	0	1	0	0								
23 Matt Diaz, R (1,9) OBP: 0.366, SLG: 0.443										5	0	2	0	0	0	5								
24 Jordan Schafer, L (1,8) OBP: 0.313, SLG: 0.287										5	0	0	0	0	2	5								
54 Kris Medlen, S (1,1) ERA: 4.47										3	0	0	0	0	2	1								
20 Greg Norton, S (7, PH) ERA: 2.89, SLG: 0.194										1	0	1	0	0	0	0								
30 Jeff Bennett, R (7,1) ERA: 6.11										0	0	0	0	0	0	0								
46 Manny Acosta, R (8,1) ERA: 1.93										0	0	0	0	0	0	0								
11 Kenshin Kawakami, R (9, PH) ERA: 5.99										1	0	0	0	0	1	0								
58 Peter Moylan, R (9,1) ERA: 5.09										0	0	0	0	0	0	0								
Inning Stats	R: 2 E: 0 K: 0 S: 14	H: 3 LOB: 1 BB: 1 P: 20	R: 0 E: 0 K: 1 S: 10	H: 1 LOB: 1 BB: 0 P: 13	R: 2 E: 0 K: 1 S: 15	H: 3 LOB: 2 BB: 1 P: 27	R: 4 E: 0 K: 3 S: 18	H: 4 LOB: 2 BB: 1 P: 31	R: 1 E: 0 K: 1 S: 11	H: 2 LOB: 1 BB: 0 P: 15	R: 0 E: 0 K: 1 S: 7	H: 0 LOB: 0 BB: 1 P: 11	R: 0 E: 0 K: 1 S: 10	H: 1 LOB: 1 BB: 0 P: 15	R: 0 E: 0 K: 1 S: 14	H: 1 LOB: 2 BB: 1 P: 24	R: 0 E: 0 K: 1 S: 5	H: 0 LOB: 0 BB: 0 P: 8	1B: 6 2B: 7 3B: 0 HR: 2	SF: 0 SAC: 0 DP: 2 HBP: 1	WP: 0 PB: 1 SB: 0 CS: 0	PA: 46		
PITCHER	IP WLS BF H R ER SO BB IBB HBP BLK WP HR S P ERA WHIP	IP WLS BF H R ER SO BB IBB HBP BLK WP HR S P ERA WHIP	IP WLS BF H R ER SO BB IBB HBP BLK WP HR S P ERA WHIP	IP WLS BF H R ER SO BB IBB HBP BLK WP HR S P ERA WHIP	IP WLS BF H R ER SO BB IBB HBP BLK WP HR S P ERA WHIP	IP WLS BF H R ER SO BB IBB HBP BLK WP HR S P ERA WHIP	IP WLS BF H R ER SO BB IBB HBP BLK WP HR S P ERA WHIP	IP WLS BF H R ER SO BB IBB HBP BLK WP HR S P ERA WHIP	IP WLS BF H R ER SO BB IBB HBP BLK WP HR S P ERA WHIP	IP WLS BF H R ER SO BB IBB HBP BLK WP HR S P ERA WHIP	IP WLS BF H R ER SO BB IBB HBP BLK WP HR S P ERA WHIP	IP WLS BF H R ER SO BB IBB HBP BLK WP HR S P ERA WHIP	IP WLS BF H R ER SO BB IBB HBP BLK WP HR S P ERA WHIP	IP WLS BF H R ER SO BB IBB HBP BLK WP HR S P ERA WHIP	IP WLS BF H R ER SO BB IBB HBP BLK WP HR S P ERA WHIP	IP WLS BF H R ER SO BB IBB HBP BLK WP HR S P ERA WHIP	IP WLS BF H R ER SO BB IBB HBP BLK WP HR S P ERA WHIP	IP WLS BF H R ER SO BB IBB HBP BLK WP HR S P ERA WHIP	IP WLS BF H R ER SO BB IBB HBP BLK WP HR S P ERA WHIP	IP WLS BF H R ER SO BB IBB HBP BLK WP HR S P ERA WHIP	IP WLS BF H R ER SO BB IBB HBP BLK WP HR S P ERA WHIP	IP WLS BF H R ER SO BB IBB HBP BLK WP HR S P ERA WHIP	IP WLS BF H R ER SO BB IBB HBP BLK WP HR S P ERA WHIP	IP WLS BF H R ER SO BB IBB HBP BLK WP HR S P ERA WHIP

Atlanta Braves @ Arizona Diamondbacks
Chase Field, Phoenix, AZ
Sun May 31 2009, 1:10 PM MST
Att: 29,998 - Roof Closed - 75 F

AB 40
R 9
H 15
RBI 9
BB 5
SO 10
LOB 23



Batter	1	2	3	4	5	6	7	8	9	AB	R	H	RBI	BB	SO	LOB	BOTTOM								
2 Felipe Lopez, S (1,4) OBP: 0.373, SLG: 0.469										2	0	0	0	1	1	1									
35 Clay Zavada, L (7,1) ERA: 6.11										4	0	1	0	0	1	2									
26 Miguel Montero, L (8,2) OBP: 0.333, SLG: 0.363										4	0	2	1	0	1	0									
11 Augie Ojeda, S (1,5) OBP: 0.342, SLG: 0.340										4	0	2	1	0	2	2									
18 Gerardo Parra, L (1,9) OBP: 0.360, SLG: 0.493										4	1	1	0	0	2	3									
27 Mark Reynolds, R (1,3) OBP: 0.356, SLG: 0.546										4	1	1	0	0	2	3									
6 Stephen Drew, L (1,6) OBP: 0.286, SLG: 0.339										4	0	0	0	0	1	4									
22 Eric Byrnes, R (1,7) OBP: 0.283, SLG: 0.386										4	0	0	0	0	1	4									
24 Chris Young, R (1,8) OBP: 0.220, SLG: 0.313										4	0	1	1	0	2	1									
19 Chris Snyder, R (1,2) OBP: 0.374, SLG: 0.450										3	1	1	0	0	0	1									
46 Daniel Schlereth, L (8,1) ERA: 2.7										0	0	0	0	0	0	0									
57 Jon Rauch, R (9,1) ERA: 5.09										0	0	0	0	0	0	0									
29 Josh Whitesell, L (9, PH) OBP: 0.242, SLG: 0.143										1	0	0	0	0	0	0									
39 Max Scherzer, R (1,1) ERA: 6.28										1	0	0	0	0	1	0									
32 Esmerling Vasquez, R (4,1) ERA: 2.7										0	0	0	0	0	0	0									
14 Ryan Roberts, R (6, PH) OBP: 0.419, SLG: 0.467										3	0	1	0	0	0	2									
Inning Stats	R: 0 E: 0 K: 2 S: 8	H: 0 LOB: 0 BB: 1 P: 18	R: 0 E: 0 K: 2 S: 14	H: 1 LOB: 1 BB: 0 P: 17	R: 0 E: 0 K: 1 S: 8	H: 0 LOB: 0 BB: 0 P: 12	R: 0 E: 0 K: 1 S: 7	H: 0 LOB: 0 BB: 0 P: 10	R: 0 E: 0 K: 1 S: 8	H: 0 LOB: 0 BB: 0 P: 11	R: 1 E: 0 K: 2 S: 13	H: 3 LOB: 2 BB: 0 P: 23	R: 1 E: 0 K: 0 S: 9	H: 2 LOB: 1 BB: 0 P: 12	R: 1 E: 0 K: 1 S: 15	H: 3 LOB: 2 BB: 0 P: 23	R: 0 E: 0 K: 1 S: 8	H: 1 LOB: 1 BB: 0 P: 9	1B: 8 2B: 3 3B: 0 HR: 0	SF: 0 SAC: 0 DP: 1 HBP: 0	WP: 0 PB: 0 SB: 0 CS: 1	PA: 37			
PITCHER	IP WLS BF H R ER SO BB IBB HBP BLK WP HR S P ERA WHIP	IP WLS BF H R ER SO BB IBB HBP BLK WP HR S P ERA WHIP	IP WLS BF H R ER SO BB IBB HBP BLK WP HR S P ERA WHIP	IP WLS BF H R ER SO BB IBB HBP BLK WP HR S P ERA WHIP	IP WLS BF H R ER SO BB IBB HBP BLK WP HR S P ERA WHIP	IP WLS BF H R ER SO BB IBB HBP BLK WP HR S P ERA WHIP	IP WLS BF H R ER SO BB IBB HBP BLK WP HR S P ERA WHIP	IP WLS BF H R ER SO BB IBB HBP BLK WP HR S P ERA WHIP	IP WLS BF H R ER SO BB IBB HBP BLK WP HR S P ERA WHIP	IP WLS BF H R ER SO BB IBB HBP BLK WP HR S P ERA WHIP	IP WLS BF H R ER SO BB IBB HBP BLK WP HR S P ERA WHIP	IP WLS BF H R ER SO BB IBB HBP BLK WP HR S P ERA WHIP	IP WLS BF H R ER SO BB IBB HBP BLK WP HR S P ERA WHIP	IP WLS BF H R ER SO BB IBB HBP BLK WP HR S P ERA WHIP	IP WLS BF H R ER SO BB IBB HBP BLK WP HR S P ERA WHIP	IP WLS BF H R ER SO BB IBB HBP BLK WP HR S P ERA WHIP	IP WLS BF H R ER SO BB IBB HBP BLK WP HR S P ERA WHIP	IP WLS BF H R ER SO BB IBB HBP BLK WP HR S P ERA WHIP	IP WLS BF H R ER SO BB IBB HBP BLK WP HR S P ERA WHIP	IP WLS BF H R ER SO BB IBB HBP BLK WP HR S P ERA WHIP	IP WLS BF H R ER SO BB IBB HBP BLK WP HR S P ERA WHIP	IP WLS BF H R ER SO BB IBB HBP BLK WP HR S P ERA WHIP	IP WLS BF H R ER SO BB IBB HBP BLK WP HR S P ERA WHIP	IP WLS BF H R ER SO BB IBB HBP BLK WP HR S P ERA WHIP	IP WLS BF H R ER SO BB IBB HBP BLK WP HR S P ERA WHIP

Atlanta Braves @ Arizona Diamondbacks
Chase Field, Phoenix, AZ
Sun May 31 2009, 1:10 PM MST
Att: 29,998 - Roof Closed - 75 F

AB 36
R 3
H 10
RBI 3
BB 1
SO 11
LOB 17



Batter	1	2	3	4	5	6	7	8	9	AB	R	H	RBI	BB	SO	LOB	TOP					
30 Craig Counsell, L (1,4) OBP: 0.372, SLG: 0.382	G6-3		FC5-4 1B		G5-3				F8	5	0	2	0	0	0	0						
7 J.J. Hardy, R (1,6) OBP: 0.317, SLG: 0.373	K		FC5-4		G6-3				F9	5	1	1	0	0	1	2						
8 Ryan Braun, R (1,7) OBP: 0.417, SLG: 0.533	K				E6 FC6-4 1B				K	5	1	1	0	0	3	0						
28 Prince Fielder, L (1,3) OBP: 0.427, SLG: 0.571		BB								2	1	2	0	2	0	0						
25 Mike Cameron, R (1,8) OBP: 0.383, SLG: 0.528		K			FC6-4 24 1B				G6-4-3	3	1	0	1	1	1	4						
24 Mat Gamel, L (1,5) OBP: 0.341, SLG: 0.410	F7								P4	4	0	2	3	0	0	1						
2 Bill Hall, R (8,5) OBP: 0.280, SLG: 0.354										0	0	0	0	0	0	0						
1 Corey Hart, R (1,9) OBP: 0.317, SLG: 0.402	F8								F8	4	0	0	0	0	2	4						
18 Jason Kendall, R (1,2) OBP: 0.309, SLG: 0.266			G6-3		E5					4	0	2	0	0	0	1						
49 Yovani Gallardo, R (1,1) OBP: 0.154, SLG: 0.385										4	0	0	0	0	2	4						
12 Carlos Villanueva, R (9,1) OBP: 0.353, SLG: 0.353			K		K				FC6-4	0	0	0	0	0	0	0						
Inning Stats	R: 0 E: 0 K: 2 S: 9	H: 0 LOB: 0 BB: 0 P: 13	R: 0 E: 0 K: 1 S: 9	H: 0 LOB: 1 BB: 1 P: 17	R: 0 E: 0 K: 1 S: 9	H: 1 LOB: 0 BB: 0 P: 12	R: 2 E: 1 K: 3 S: 15	H: 2 LOB: 2 BB: 1 P: 24	R: 2 E: 0 K: 1 S: 13	H: 3 LOB: 2 BB: 1 P: 22	R: 0 E: 0 K: 0 S: 9	H: 2 LOB: 1 BB: 0 P: 14	R: 0 E: 0 K: 0 S: 4	H: 1 LOB: 0 BB: 0 P: 7	R: 0 E: 0 K: 0 S: 9	H: 1 LOB: 1 BB: 0 P: 12	R: 0 E: 0 K: 1 S: 8	H: 0 LOB: 0 BB: 0 P: 12	1B: 8 2B: 2 3B: 0 HR: 0	SF: 0 SAC: 0 DP: 2 HBP: 0	WP: 0 PB: 0 SB: 0 CS: 0	PA: 39
PITCHER	IP	WLS	BF	H	R	ER	SO	BB	IBB	HBP	BLK	WP	HR	S	P	ERA	WHIP					
49 Jair Jurjens, R (1,1) ERA: 2.84	7.0	L	32	9	4	4	8	2	1	0	0	0	0	68	109	5.14	1.571					
34 Eric O'Flaherty, L (8,1) ERA: 2.75	1.0		4	1	0	0	0	0	0	0	0	0	0	9	12	0.00	1.000					
46 Manny Acosta, R (9,1) ERA: 2.7	1.0		3	0	0	0	1	0	0	0	0	0	0	8	12	0.00	0.000					

Milwaukee Brewers @ Atlanta Braves
Turner Field, Atlanta, GA
Fri Jun 05 2009, 7:30 PM EDT
Att: 23,327 - Cloudy - 72 F

AB	36
R	4
H	10
RBI	4
BB	3
SO	9
LOB	16



Batter	1	2	3	4	5	6	7	8	9	AB	R	H	RBI	BB	SO	LOB	BOTTOM					
2 Kelly Johnson, L (1,4) OBP: 0.314, SLG: 0.436	K		FC6-4 1B		L8				L6	3	0	0	0	1	1	0						
19 Yunel Escobar, R (1,6) OBP: 0.357, SLG: 0.446	P6		FC6-4						G6-3	4	0	0	0	0	0	2						
13 Nate McLouth, L (1,8) OBP: 0.342, SLG: 0.459	G1-3				P3				G3	4	0	0	0	0	0	0						
10 Chipper Jones, S (1,5) OBP: 0.433, SLG: 0.493		BB			L4				F8	3	0	0	0	1	1	0						
16 Brian McCann, L (1,2) OBP: 0.408, SLG: 0.487	K				BB				L4	3	0	1	0	1	1	1						
18 Garret Anderson, L (1,7) OBP: 0.289, SLG: 0.368	G4-6-3				BB				K	2	0	0	0	1	1	2						
7 Jeff Francoeur, R (1,9) OBP: 0.271, SLG: 0.351			K		F9				K	3	0	0	0	0	2	3						
14 Martin Prado, R (1,3) OBP: 0.319, SLG: 0.424					P4				P5	3	0	1	0	0	0	1						
49 Jair Jurjens, R (1,1) OBP: 0.200, SLG: 0.174										2	0	0	0	0	1	1						
34 Eric O'Flaherty, L (8,1)										0	0	0	0	0	0	0						
20 Greg Norton, S (8,PH) OBP: 0.300, SLG: 0.188										1	0	0	0	0	0	0						
46 Manny Acosta, R (9,1)										0	0	0	0	0	0	0						
Inning Stats	R: 0 E: 0 K: 1 S: 7	H: 0 LOB: 0 BB: 0 P: 12	R: 0 E: 0 K: 1 S: 4	H: 0 LOB: 1 BB: 1 P: 12	R: 0 E: 0 K: 1 S: 10	H: 1 LOB: 2 BB: 1 P: 21	R: 0 E: 0 K: 0 S: 10	H: 0 LOB: 2 BB: 2 P: 22	R: 0 E: 0 K: 1 S: 8	H: 0 LOB: 0 BB: 0 P: 11	R: 0 E: 0 K: 0 S: 4	H: 0 LOB: 0 BB: 0 P: 6	R: 0 E: 0 K: 2 S: 12	H: 1 LOB: 1 BB: 0 P: 16	R: 0 E: 0 K: 0 S: 6	H: 0 LOB: 0 BB: 0 P: 10	R: 0 E: 0 K: 1 S: 8	H: 0 LOB: 0 BB: 0 P: 11	1B: 0 2B: 2 3B: 0 HR: 0	SF: 0 SAC: 0 DP: 1 HBP: 0	WP: 0 PB: 0 SB: 0 CS: 0	PA: 32
PITCHER	IP	WLS	BF	H	R	ER	SO	BB	IBB	HBP	BLK	WP	HR	S	P	ERA	WHIP					
49 Yovani Gallardo, R (1,1) ERA: 2.84	8.0	W	29	2	0	0	6	4	0	0	0	0	0	61	110	0.00	0.750					
12 Carlos Villanueva, R (9,1) ERA: 3.46	1.0		3	0	0	0	1	0	0	0	0	0	0	8	11	0.00	0.000					

Milwaukee Brewers @ Atlanta Braves
Turner Field, Atlanta, GA
Fri Jun 05 2009, 7:30 PM EDT
Att: 23,327 - Cloudy - 72 F

AB	28
R	0
H	2
RBI	0
BB	4
SO	7
LOB	10



Batter	1	2	3	4	5	6	7	8	9	AB	R	H	RBI	BB	SO	LOB	TOP							
30 Craig Counsell, L (1.4) OBP: 0.376, SLG: 0.394	G4-3			F7													4 0 2 1 0 0 0							
7 J.J. Hardy, R (1.6) OBP: 0.311, SLG: 0.365	G6-3			G4-3													4 0 0 0 0 1 2							
8 Ryan Braun, R (1.7) OBP: 0.410, SLG: 0.523	K			L4													4 0 0 0 0 3 2							
28 Prince Fielder, L (1.3) OBP: 0.433, SLG: 0.603		P4															3 2 2 2 1 0 0							
25 Mike Cameron, R (1.8) OBP: 0.381, SLG: 0.522																	4 0 1 0 0 2 1							
14 Casey McGehee, R (9.5) OBP: 0.321, SLG: 0.327																	0 0 0 0 0 0 0							
24 Mat Gamel, L (1.5) OBP: 0.340, SLG: 0.429																	3 0 1 0 0 1 1							
2 Bill Hall, R (7.5) OBP: 0.278, SLG: 0.351																	1 0 0 0 0 0 1							
1 Corey Hart, R (1.9) OBP: 0.316, SLG: 0.399																	4 0 1 0 0 1 1							
18 Jason Kendall, R (1.2) OBP: 0.308, SLG: 0.266																	4 1 1 0 0 1 3							
37 Jeff Suppan, R (1.1) OBP: 0.259, SLG: 0.176																	1 0 0 0 0 0 0							
60 Todd Coffey, R (6.1)																	0 0 0 0 0 0 0							
57 Mitch Stetter, L (6.1)																	0 0 0 0 0 1 0							
22 Jody Gerut, L (6.9H) OBP: 0.245, SLG: 0.349																	0 0 0 0 0 0 0							
12 Carlos Villanueva, R (8.1) OBP: 0.293, SLG: 0.393																	0 0 0 0 0 0 0							
51 Trevor Hoffman, R (9.1)																	0 0 0 0 0 0 0							
Inning Stats	R: 0 E: 0 K: 1 S: 8	H: 0 LOB: 0 BB: 0 P: 14	R: 0 E: 0 K: 0 S: 4	H: 1 LOB: 0 BB: 0 P: 6	R: 0 E: 0 K: 2 S: 11	H: 0 LOB: 0 BB: 0 P: 14	R: 0 E: 0 K: 0 S: 9	H: 0 LOB: 0 BB: 0 P: 11	R: 1 E: 0 K: 2 S: 10	H: 1 LOB: 0 BB: 0 P: 14	R: 1 E: 0 K: 2 S: 14	H: 2 LOB: 1 BB: 0 P: 21	R: 1 E: 0 K: 0 S: 9	H: 2 LOB: 1 BB: 0 P: 12	R: 0 E: 0 K: 1 S: 10	H: 1 LOB: 1 BB: 1 P: 17	R: 0 E: 0 K: 1 S: 10	H: 1 LOB: 2 BB: 1 P: 19	1B: 4 2B: 2 3B: 0 HR: 2	SF: 0 SAC: 1 DP: 1 HBP: 0	WP: 0 PB: 0 SB: 0 CS: 1	PA: 35		
PITCHER	IP WLS BF H R ER SO BB IBB HBP BLK WP HR S P ERA WHIP	IP WLS BF H R ER SO BB IBB HBP BLK WP HR S P ERA WHIP	IP WLS BF H R ER SO BB IBB HBP BLK WP HR S P ERA WHIP	IP WLS BF H R ER SO BB IBB HBP BLK WP HR S P ERA WHIP	IP WLS BF H R ER SO BB IBB HBP BLK WP HR S P ERA WHIP	IP WLS BF H R ER SO BB IBB HBP BLK WP HR S P ERA WHIP	IP WLS BF H R ER SO BB IBB HBP BLK WP HR S P ERA WHIP	IP WLS BF H R ER SO BB IBB HBP BLK WP HR S P ERA WHIP	IP WLS BF H R ER SO BB IBB HBP BLK WP HR S P ERA WHIP	IP WLS BF H R ER SO BB IBB HBP BLK WP HR S P ERA WHIP	IP WLS BF H R ER SO BB IBB HBP BLK WP HR S P ERA WHIP	IP WLS BF H R ER SO BB IBB HBP BLK WP HR S P ERA WHIP	IP WLS BF H R ER SO BB IBB HBP BLK WP HR S P ERA WHIP	IP WLS BF H R ER SO BB IBB HBP BLK WP HR S P ERA WHIP	IP WLS BF H R ER SO BB IBB HBP BLK WP HR S P ERA WHIP	IP WLS BF H R ER SO BB IBB HBP BLK WP HR S P ERA WHIP	IP WLS BF H R ER SO BB IBB HBP BLK WP HR S P ERA WHIP	IP WLS BF H R ER SO BB IBB HBP BLK WP HR S P ERA WHIP	IP WLS BF H R ER SO BB IBB HBP BLK WP HR S P ERA WHIP	IP WLS BF H R ER SO BB IBB HBP BLK WP HR S P ERA WHIP	IP WLS BF H R ER SO BB IBB HBP BLK WP HR S P ERA WHIP	IP WLS BF H R ER SO BB IBB HBP BLK WP HR S P ERA WHIP	IP WLS BF H R ER SO BB IBB HBP BLK WP HR S P ERA WHIP	IP WLS BF H R ER SO BB IBB HBP BLK WP HR S P ERA WHIP
33 Javier Vazquez, R (1.1) ERA: 3.54	6.0 L 21 4 2 2 7 0 0 0 0 0 0 1 56 80 3.00 0.667	34 Eric O'Flaherty, L (7.1) ERA: 3.15	0.1 3 2 1 1 0 0 0 0 0 0 0 1 4 4 27.00 6.000	58 Peter Moylan, R (7.1) ERA: 4.22	1.2 6 1 0 0 1 1 0 0 0 0 0 0 15 25 0.00 1.200	Rafael Soriano, R (9.1) ERA: 1.09	1.0 5 1 0 0 1 1 0 0 0 0 0 0 10 19 0.00 2.000																	
Batter	1	2	3	4	5	6	7	8	9	AB	R	H	RBI	BB	SO	LOB	BOTTOM							
2 Kelly Johnson, L (1.4) OBP: 0.311, SLG: 0.429	F9	G4-3			L6												5 0 1 0 0 1 5							
19 Yunel Escobar, R (1.6) OBP: 0.353, SLG: 0.440	K																5 0 1 0 0 1 1							
13 Nate McLouth, L (1.8) OBP: 0.345, SLG: 0.457																	3 0 1 0 1 0 1							
10 Chipper Jones, S (1.5) OBP: 0.431, SLG: 0.486																	2 0 0 0 1 0 2							
27 Diory Hernandez, R (6.5) OBP: 0.172, SLG: 0.179																	1 0 0 0 0 0 0							
16 Brian McCann, L (1.2) OBP: 0.404, SLG: 0.496																	4 0 1 0 0 1 3							
18 Garret Anderson, L (1.7) OBP: 0.280, SLG: 0.355																	4 0 0 0 0 1 1							
7 Jeff Francoeur, R (1.9) OBP: 0.275, SLG: 0.351																	3 0 1 0 1 0 0							
14 Martin Prado, R (1.3) OBP: 0.327, SLG: 0.427																	4 0 2 0 0 1 2							
33 Javier Vazquez, R (1.1) ERA: 4.68																	1 0 0 0 0 1 1							
60 Todd Coffey, R (6.1)																	0 0 0 0 0 1 0							
57 Mitch Stetter, L (6.1)																	0 0 0 0 0 0 0							
12 Carlos Villanueva, R (8.1) ERA: 3.33																	0 0 0 0 0 0 0							
58 Peter Moylan, R (7.1)																	0 0 0 0 0 0 0							
Rafael Soriano, R (9.1)																	0 0 0 0 0 0 0							
23 Matt Diaz, R (9.9H) OBP: 0.240, SLG: 0.417																	1 0 0 0 0 0 0							
Inning Stats	R: 0 E: 0 K: 1 S: 15	H: 1 LOB: 2 BB: 1 P: 24	R: 0 E: 0 K: 0 S: 12	H: 2 LOB: 2 BB: 0 P: 17	R: 0 E: 0 K: 0 S: 7	H: 0 LOB: 1 BB: 1 P: 13	R: 0 E: 0 K: 1 S: 12	H: 1 LOB: 1 BB: 0 P: 16	R: 0 E: 0 K: 2 S: 8	H: 1 LOB: 3 BB: 2 P: 13	R: 0 E: 0 K: 0 S: 7	H: 0 LOB: 0 BB: 0 P: 12	R: 0 E: 0 K: 2 S: 8	H: 0 LOB: 0 BB: 0 P: 10	R: 0 E: 0 K: 0 S: 8	H: 1 LOB: 1 BB: 0 P: 11	R: 0 E: 0 K: 0 S: 8	H: 1 LOB: 1 BB: 0 P: 11	1B: 6 2B: 0 3B: 1 HR: 0	SF: 0 SAC: 1 DP: 0 HBP: 0	WP: 0 PB: 0 SB: 3 CS: 0	PA: 38		
PITCHER	IP WLS BF H R ER SO BB IBB HBP BLK WP HR S P ERA WHIP	IP WLS BF H R ER SO BB IBB HBP BLK WP HR S P ERA WHIP	IP WLS BF H R ER SO BB IBB HBP BLK WP HR S P ERA WHIP	IP WLS BF H R ER SO BB IBB HBP BLK WP HR S P ERA WHIP	IP WLS BF H R ER SO BB IBB HBP BLK WP HR S P ERA WHIP	IP WLS BF H R ER SO BB IBB HBP BLK WP HR S P ERA WHIP	IP WLS BF H R ER SO BB IBB HBP BLK WP HR S P ERA WHIP	IP WLS BF H R ER SO BB IBB HBP BLK WP HR S P ERA WHIP	IP WLS BF H R ER SO BB IBB HBP BLK WP HR S P ERA WHIP	IP WLS BF H R ER SO BB IBB HBP BLK WP HR S P ERA WHIP	IP WLS BF H R ER SO BB IBB HBP BLK WP HR S P ERA WHIP	IP WLS BF H R ER SO BB IBB HBP BLK WP HR S P ERA WHIP	IP WLS BF H R ER SO BB IBB HBP BLK WP HR S P ERA WHIP	IP WLS BF H R ER SO BB IBB HBP BLK WP HR S P ERA WHIP	IP WLS BF H R ER SO BB IBB HBP BLK WP HR S P ERA WHIP	IP WLS BF H R ER SO BB IBB HBP BLK WP HR S P ERA WHIP	IP WLS BF H R ER SO BB IBB HBP BLK WP HR S P ERA WHIP	IP WLS BF H R ER SO BB IBB HBP BLK WP HR S P ERA WHIP	IP WLS BF H R ER SO BB IBB HBP BLK WP HR S P ERA WHIP	IP WLS BF H R ER SO BB IBB HBP BLK WP HR S P ERA WHIP	IP WLS BF H R ER SO BB IBB HBP BLK WP HR S P ERA WHIP	IP WLS BF H R ER SO BB IBB HBP BLK WP HR S P ERA WHIP	IP WLS BF H R ER SO BB IBB HBP BLK WP HR S P ERA WHIP	IP WLS BF H R ER SO BB IBB HBP BLK WP HR S P ERA WHIP
37 Jeff Suppan, R (1.1) ERA: 2.33	5.1 W 25 6 0 0 0 3 0 0 0 0 0 0 5 12 0.00 1.688	60 Todd Coffey, R (6.1)	0.1 H 2 0 0 0 1 1 0 0 0 0 0 0 5 12 0.00 3.000	57 Mitch Stetter, L (6.1)	1.1 H 4 0 0 0 1 0 0 0 0 0 0 0 10 15 0.00 0.000	12 Carlos Villanueva, R (8.1)	1.0 H 3 0 0 0 2 0 0 0 0 0 0 0 8 10 0.00 0.000	58 Peter Moylan, R (7.1)	1.0 S 4 1 0 0 0 0 0 0 0 0 0 0 8 11 0.00 1.000															

Milwaukee Brewers @ Atlanta Braves
Turner Field, Atlanta, GA
Sat Jun 06 2009, 7:00 PM EDT
Att: 32,721 - Partly Cloudy - 80 F

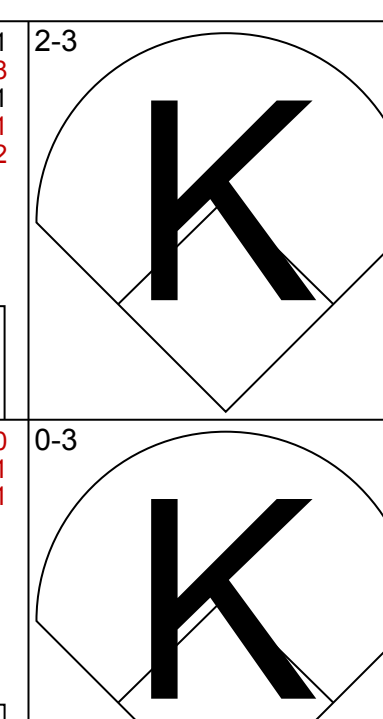
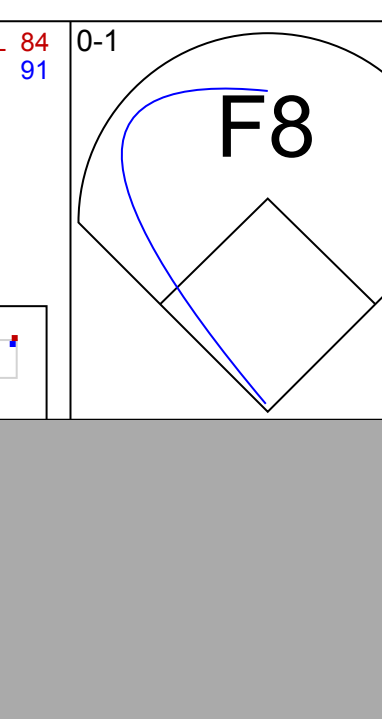
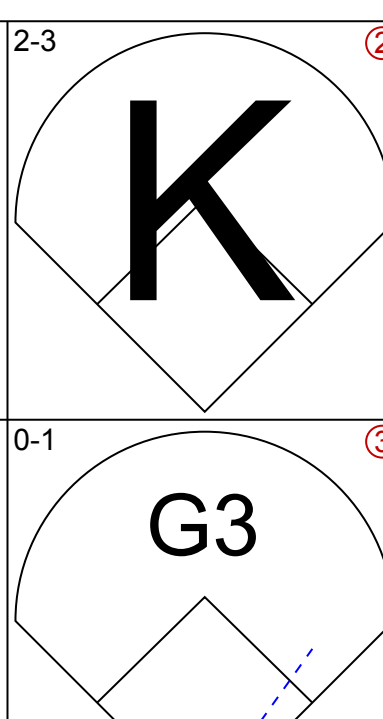
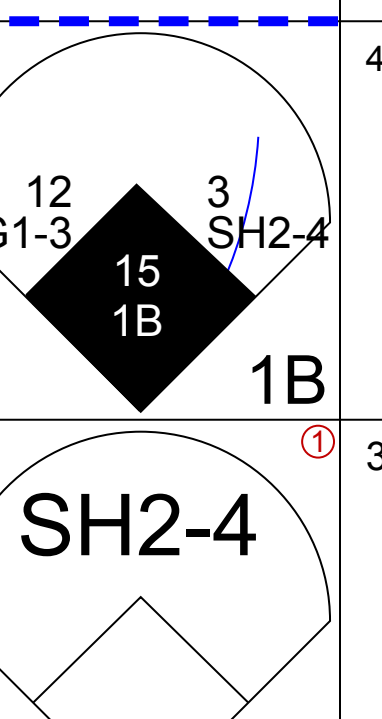
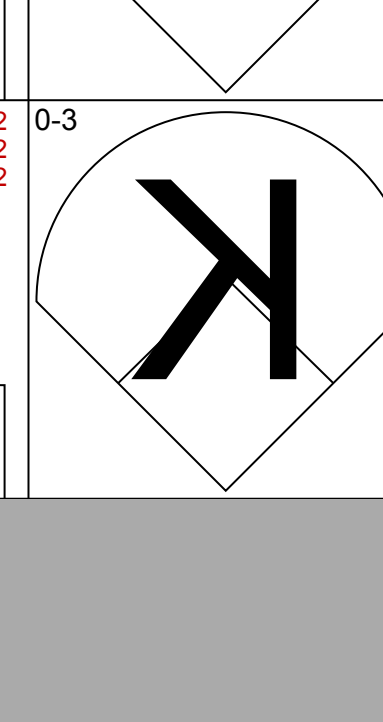
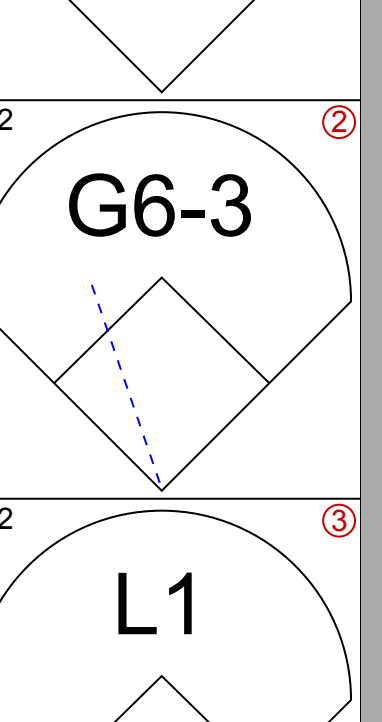

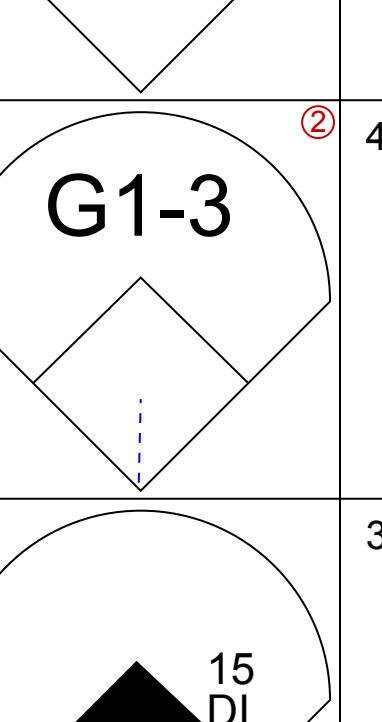


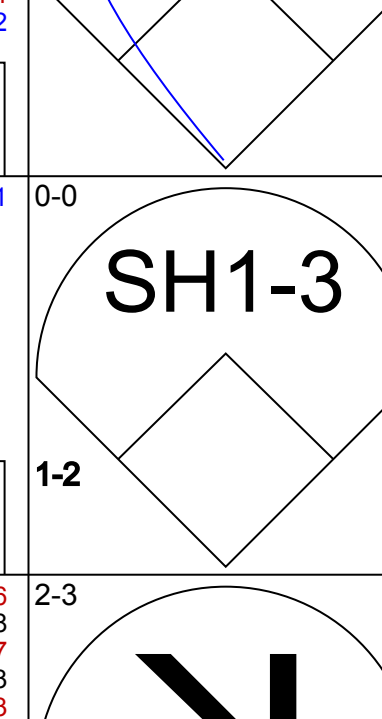
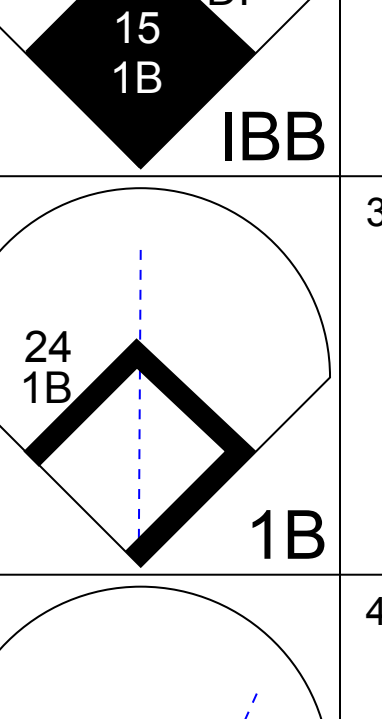
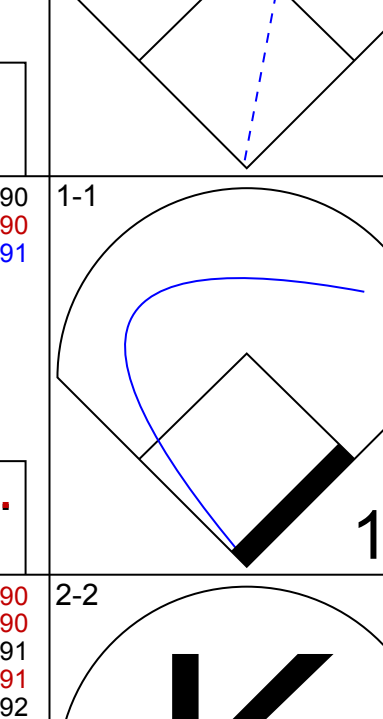

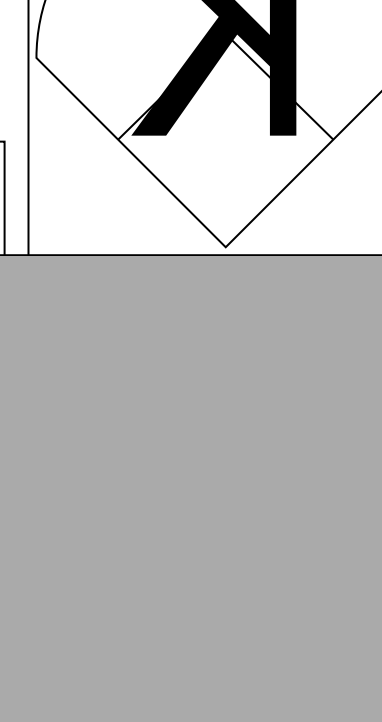
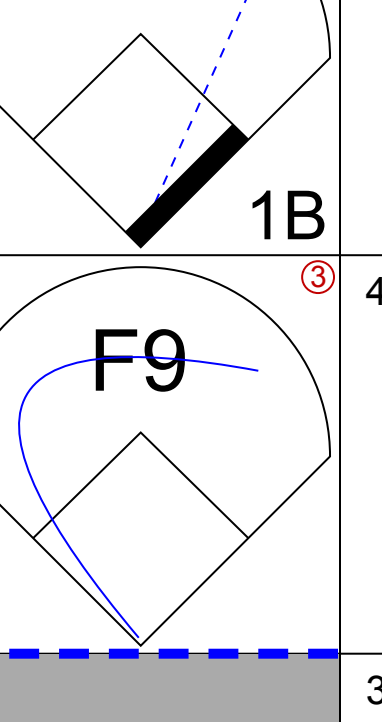
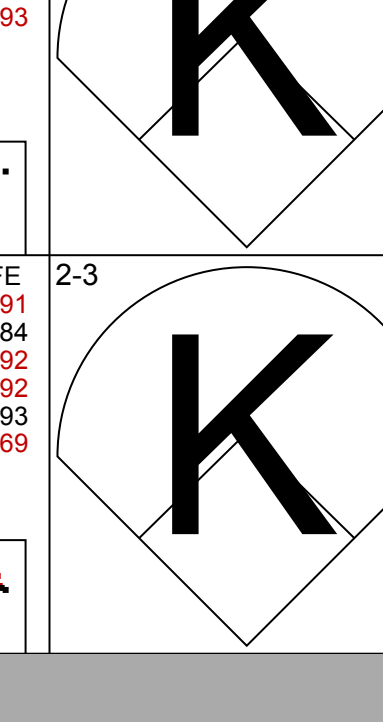
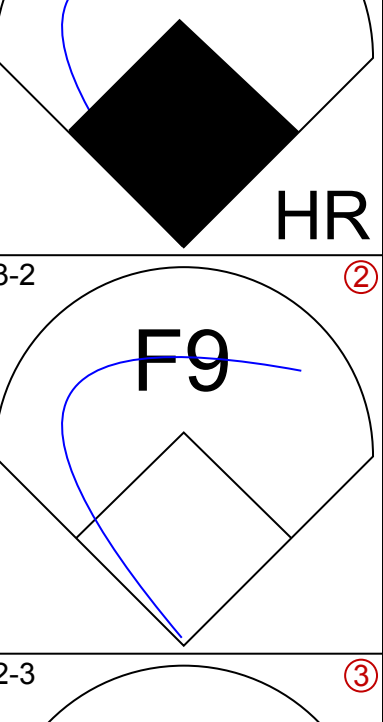




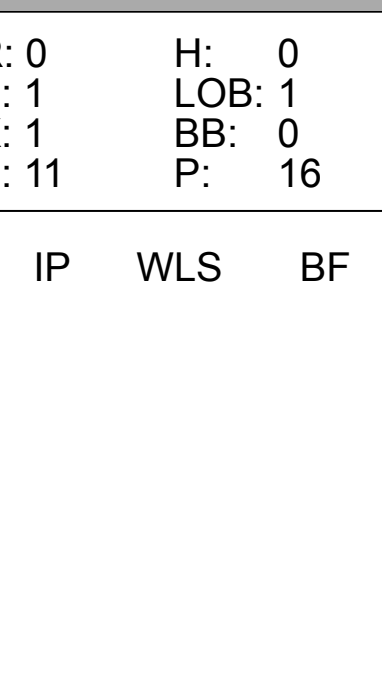
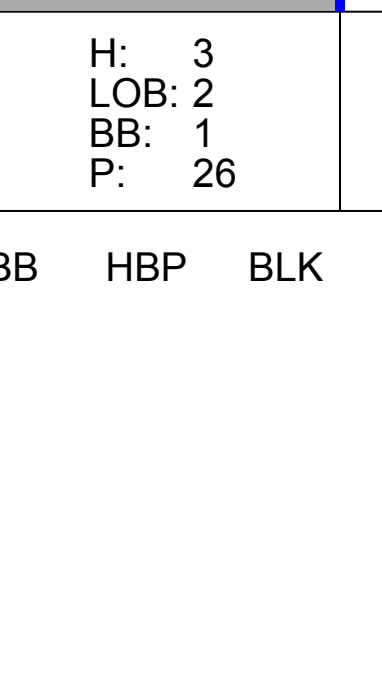
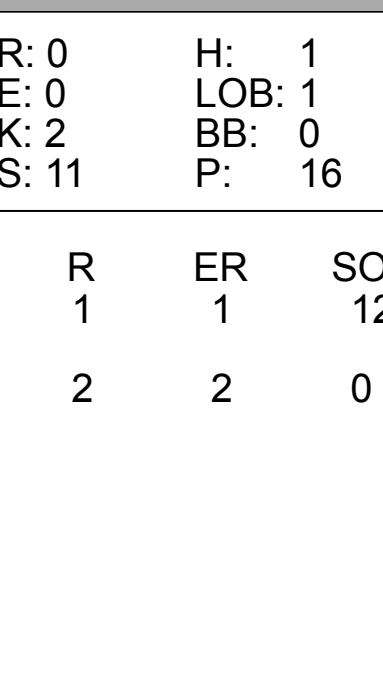
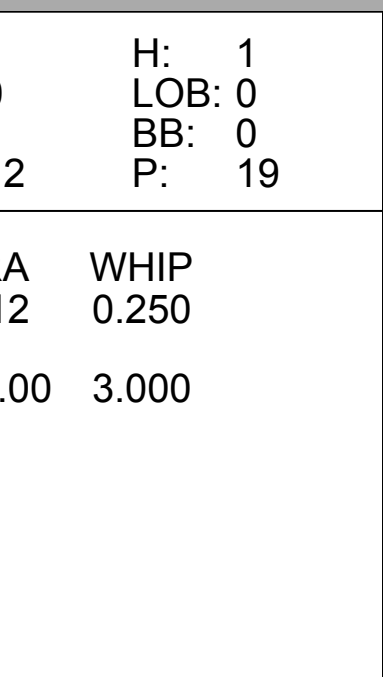
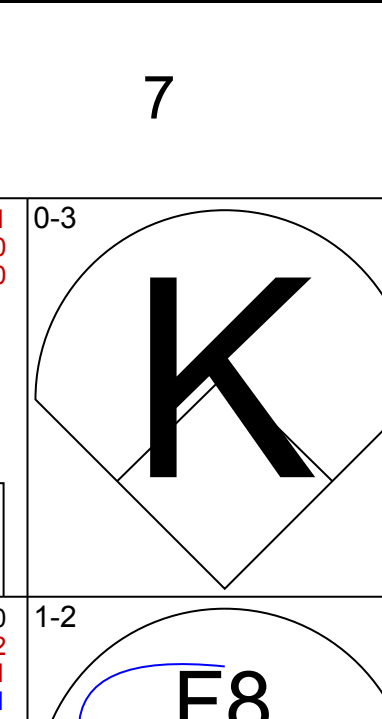

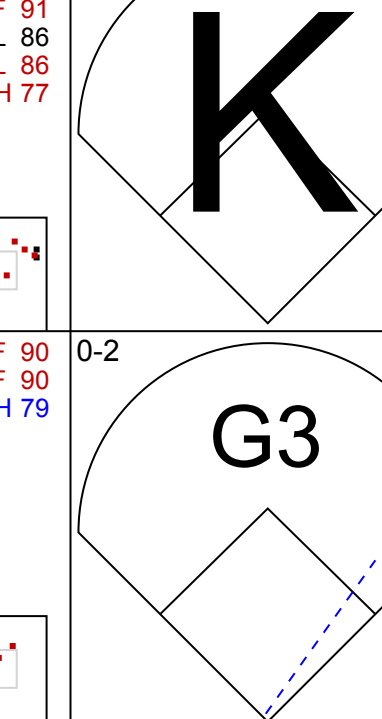

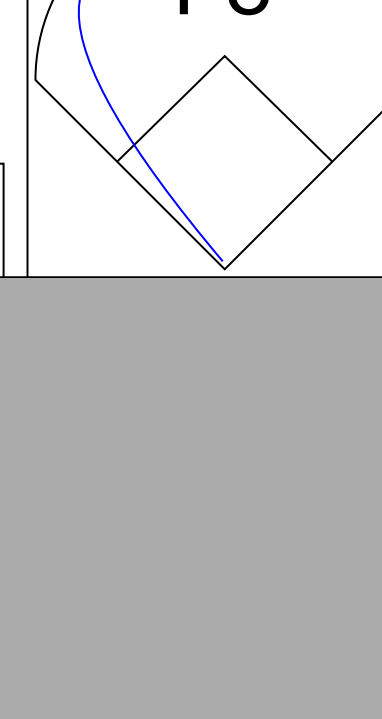
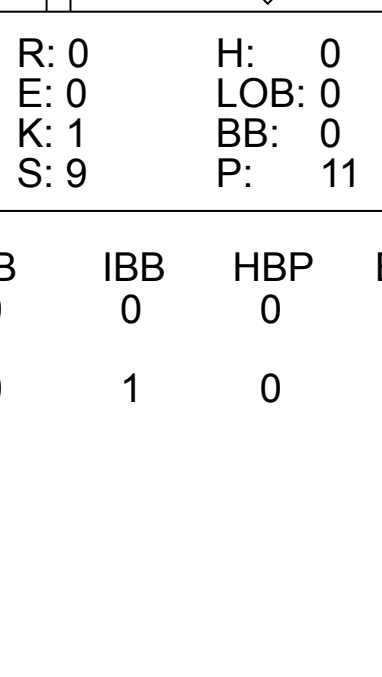
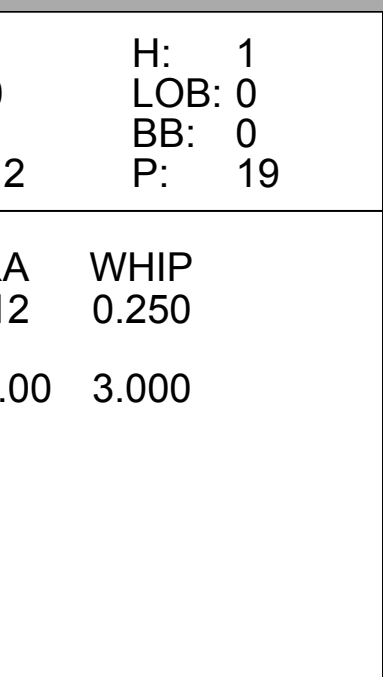

AB 32
R 3
H 8
RBI 3
BB 2
SO 9
LOB 11



Milwaukee Brewers @ Atlanta Braves
Turner Field, Atlanta, GA
Sat Jun 06 2009, 7:00 PM EDT
Att: 32,721 - Partly Cloudy - 80 F

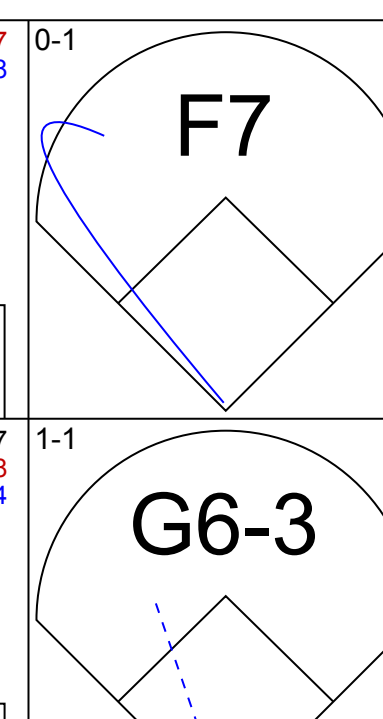
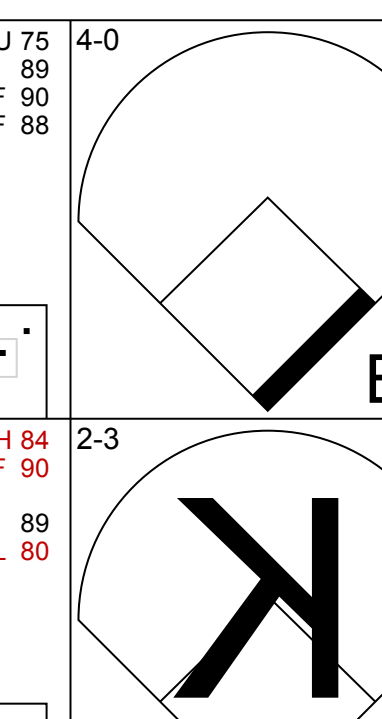
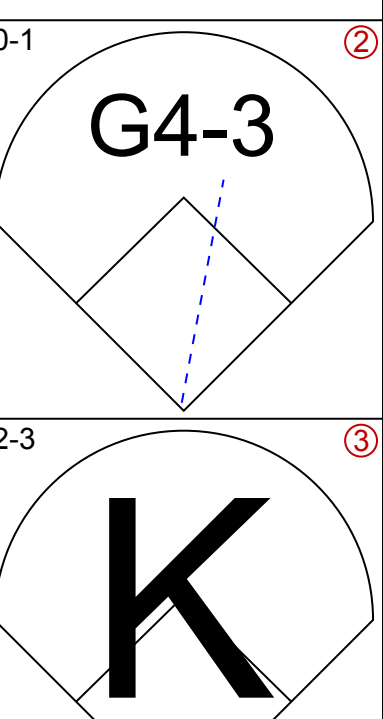
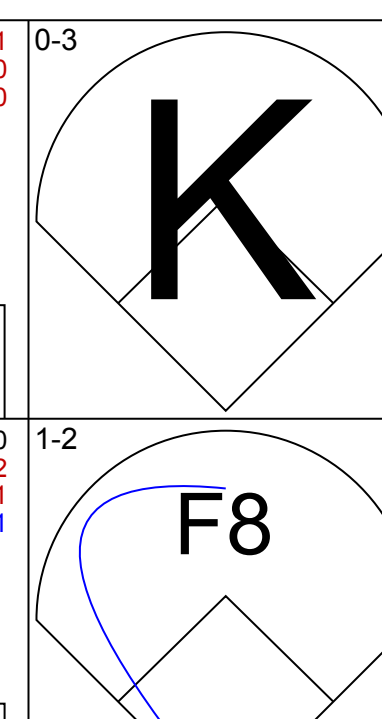
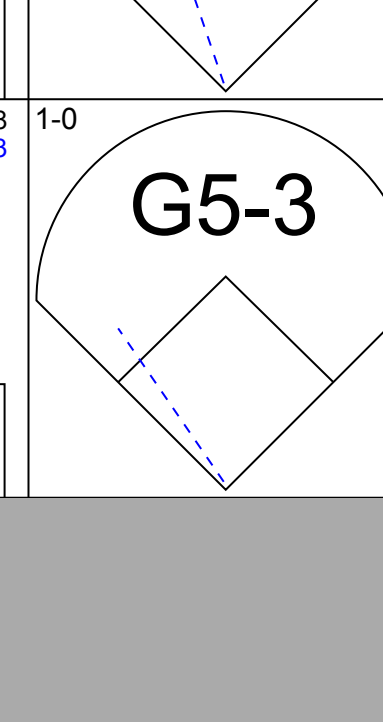




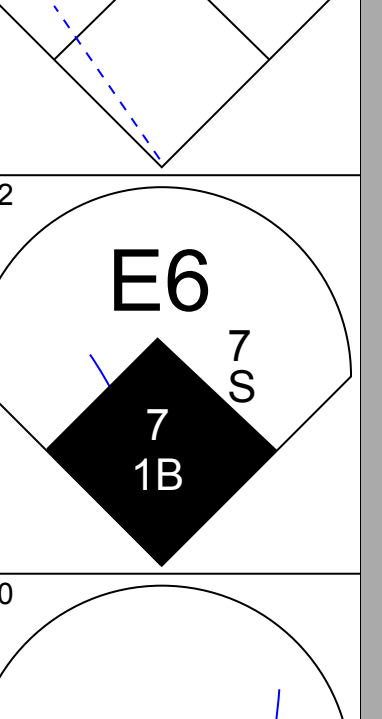
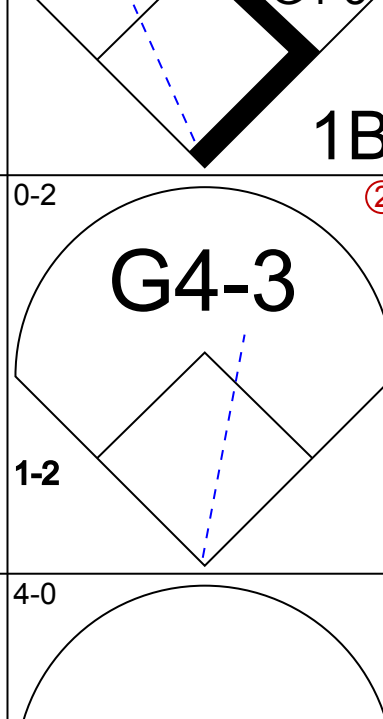
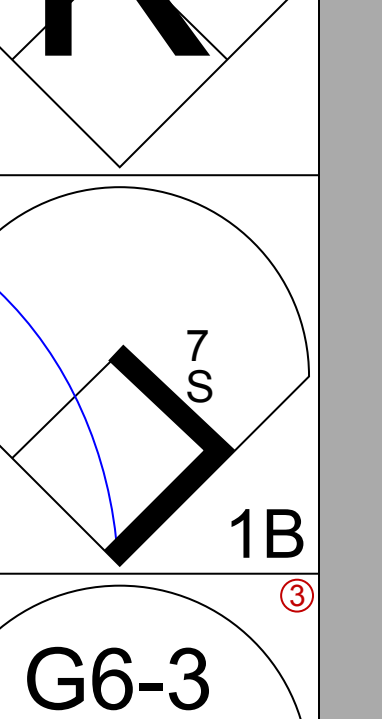
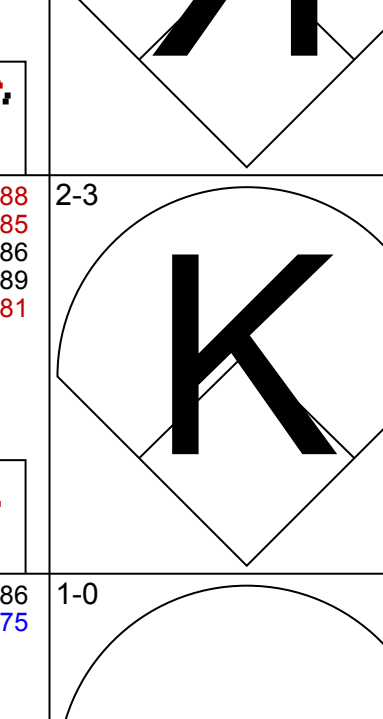
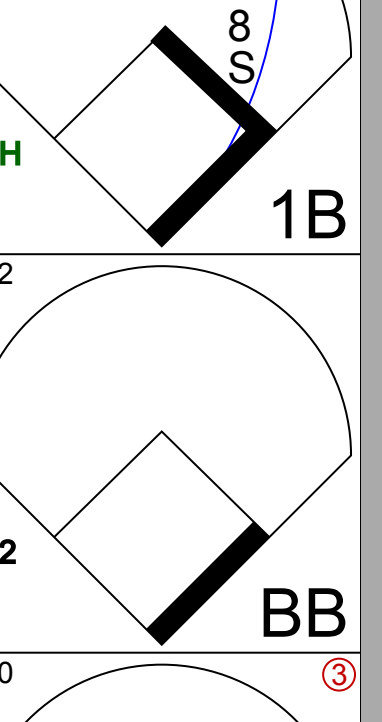
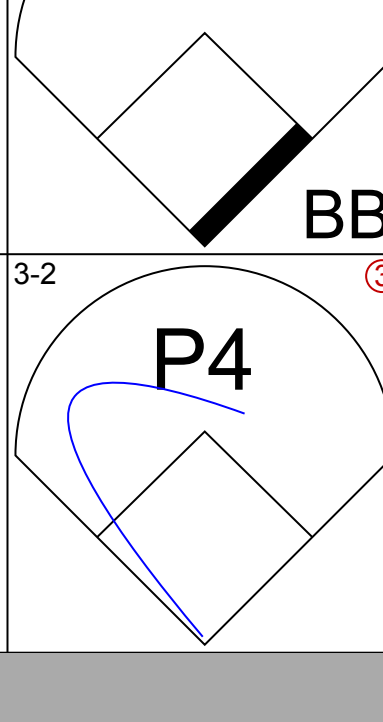
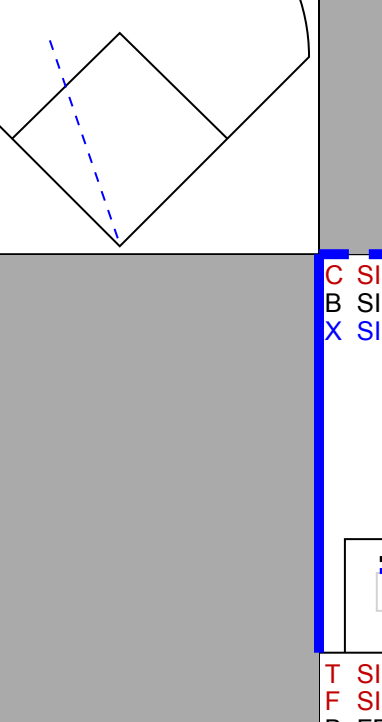
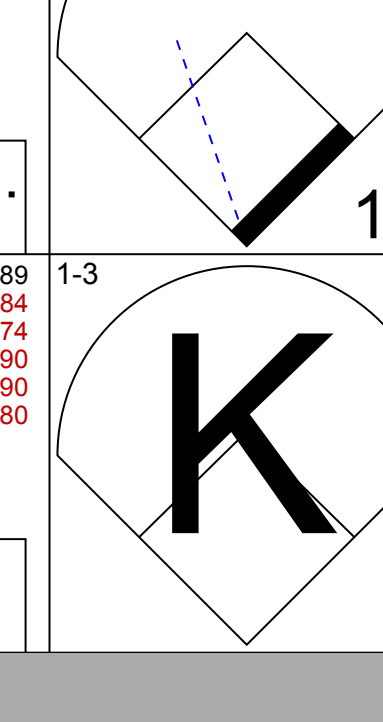
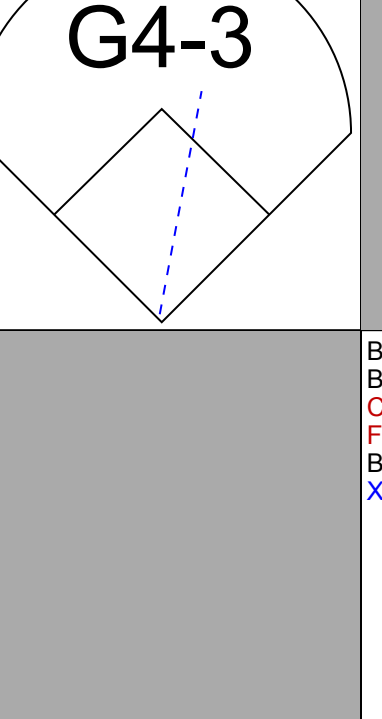



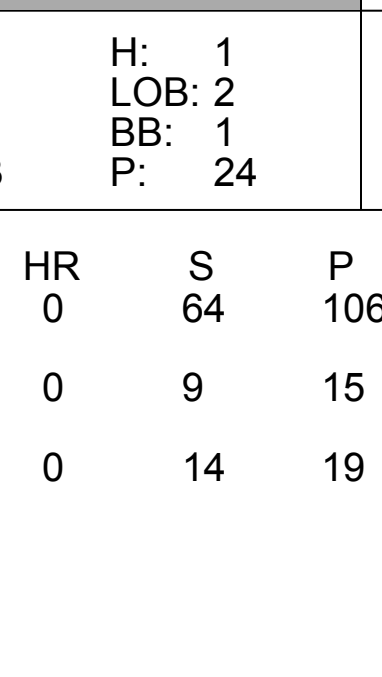
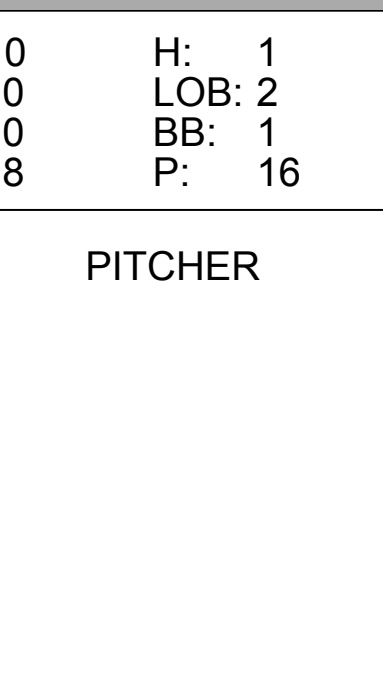
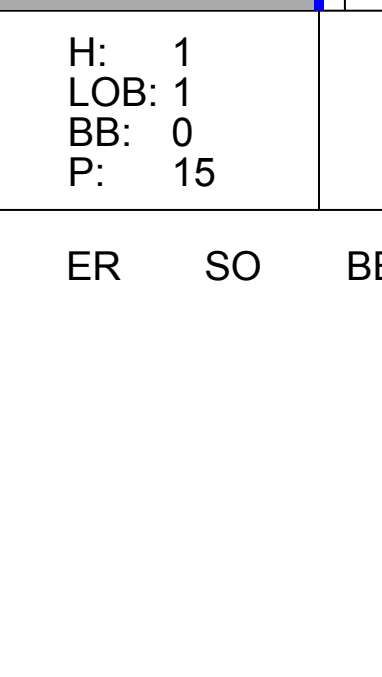
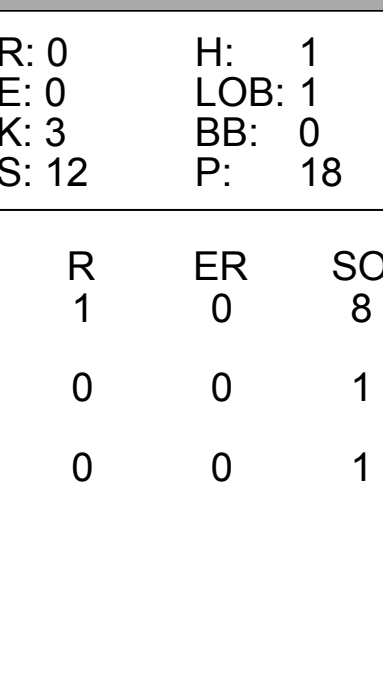
AB 33
R 0
H 7
RBI 0
BB 4
SO 6
LOB 16



Batter	1	2	3	4	5	6	7	8	9	AB	R	H	RBI	BB	SO	LOB	TOP							
22 Andrew McCutchen, R (1.8) OBP: 0.340, SLG: 0.447										4	1	1	0	0	2	0	Pittsburgh Pirates @ Atlanta Braves Turner Field, Atlanta, GA Thu Jun 11 2009, 1:00 PM EDT Att: 29,331 - Partly Cloudy - 86 F							
3 Nyjer Morgan, L (1.7) OBP: 0.340, SLG: 0.333										3	0	0	0	0	2	0								
12 Freddy Sanchez, R (1.4) OBP: 0.352, SLG: 0.475										4	0	0	0	0	1	1								
25 Adam LaRoche, L (1.3) OBP: 0.344, SLG: 0.442										3	1	0	0	1	0	1								
15 Andy LaRoche, R (1.5) OBP: 0.376, SLG: 0.408										3	0	2	2	0	0	0								
24 Delwyn Young, S (1.9) OBP: 0.392, SLG: 0.417										4	1	2	1	0	2	2								
23 Robinson Diaz, R (1.2) OBP: 0.315, SLG: 0.391										4	0	0	0	0	2	3								
2 Jack Wilson, R (1.6) OBP: 0.276, SLG: 0.370										3	0	0	0	0	2	0								
28 Paul Maholm, L (1.1) OBP: 0.207, SLG: 0.231										2	0	0	0	0	0	0								
44 Brandon Moss, L (8, PH) OBP: 0.295, SLG: 0.352										1	0	0	0	0	1	0								
58 Steven Jackson, R (8, 1) OBP: 0.315, SLG: 0.391										0	0	0	0	0	0	0								
55 Matt Capps, R (9, 1)										0	0	0	0	0	0	0								
Inning Stats	R: 0 E: 0 K: 3 S: 9	H: 0 LOB: 0 BB: 0 P: 11	R: 0 E: 0 K: 2 S: 11	H: 1 LOB: 1 BB: 0 P: 6	R: 0 E: 0 K: 1 S: 9	H: 0 LOB: 0 BB: 0 P: 11	R: 0 E: 0 K: 1 S: 9	H: 0 LOB: 0 BB: 0 P: 15	R: 1 E: 0 K: 1 S: 12	H: 1 LOB: 0 BB: 0 P: 19	R: 0 E: 0 K: 1 S: 9	H: 0 LOB: 0 BB: 0 P: 14	R: 0 E: 0 K: 1 S: 11	H: 0 LOB: 0 BB: 0 P: 16	R: 0 E: 0 K: 2 S: 9	H: 0 LOB: 0 BB: 0 P: 11	R: 2 E: 0 K: 0 S: 17	H: 3 LOB: 2 BB: 1 P: 26	1B: 4 2B: 0 3B: 0 HR: 1	SF: 0 SAC: 2 DP: 0 HBP: 0	WP: 0 PB: 0 SB: 0 CS: 0	PA: 34		
PITCHER	IP WLS BF H R ER SO BB IBB HBP BLK WP HR S P ERA WHIP	IP WLS BF H R ER SO BB IBB HBP BLK WP HR S P ERA WHIP	IP WLS BF H R ER SO BB IBB HBP BLK WP HR S P ERA WHIP	IP WLS BF H R ER SO BB IBB HBP BLK WP HR S P ERA WHIP	IP WLS BF H R ER SO BB IBB HBP BLK WP HR S P ERA WHIP	IP WLS BF H R ER SO BB IBB HBP BLK WP HR S P ERA WHIP	IP WLS BF H R ER SO BB IBB HBP BLK WP HR S P ERA WHIP	IP WLS BF H R ER SO BB IBB HBP BLK WP HR S P ERA WHIP	IP WLS BF H R ER SO BB IBB HBP BLK WP HR S P ERA WHIP	IP WLS BF H R ER SO BB IBB HBP BLK WP HR S P ERA WHIP	IP WLS BF H R ER SO BB IBB HBP BLK WP HR S P ERA WHIP	IP WLS BF H R ER SO BB IBB HBP BLK WP HR S P ERA WHIP	IP WLS BF H R ER SO BB IBB HBP BLK WP HR S P ERA WHIP	IP WLS BF H R ER SO BB IBB HBP BLK WP HR S P ERA WHIP	IP WLS BF H R ER SO BB IBB HBP BLK WP HR S P ERA WHIP	IP WLS BF H R ER SO BB IBB HBP BLK WP HR S P ERA WHIP	IP WLS BF H R ER SO BB IBB HBP BLK WP HR S P ERA WHIP	IP WLS BF H R ER SO BB IBB HBP BLK WP HR S P ERA WHIP	IP WLS BF H R ER SO BB IBB HBP BLK WP HR S P ERA WHIP	IP WLS BF H R ER SO BB IBB HBP BLK WP HR S P ERA WHIP	IP WLS BF H R ER SO BB IBB HBP BLK WP HR S P ERA WHIP	IP WLS BF H R ER SO BB IBB HBP BLK WP HR S P ERA WHIP	IP WLS BF H R ER SO BB IBB HBP BLK WP HR S P ERA WHIP	IP WLS BF H R ER SO BB IBB HBP BLK WP HR S P ERA WHIP
33 Javier Vazquez, R (1.1) ERA: 3.31	8.0	27	2	1	1	12	0	0	0	0	0	0	0	0	0	0	1.12	0.250						
Rafael Soriano, R (9, 1) ERA: 1.57	1.0	L 7	3	2	2	0	0	1	0	0	0	0	0	0	0	0	18.00	3.000						

AB 31
R 3
H 5
RBI 3
BB 1
SO 12
LOB 7



Batter	1	2	3	4	5	6	7	8	9	AB	R	H	RBI	BB	SO	LOB	BOTTOM						
13 Nate McLouth, L (1.8) OBP: 0.348, SLG: 0.464										3	0	0	0	1	1	1	Pittsburgh Pirates @ Atlanta Braves Turner Field, Atlanta, GA Thu Jun 11 2009, 1:00 PM EDT Att: 29,331 - Partly Cloudy - 86 F						
19 Yunel Escobar, R (1.6) OBP: 0.355, SLG: 0.437										4	0	0	0	0	2	2							
10 Chipper Jones, S (1.5) OBP: 0.434, SLG: 0.538										4	0	0	0	0	0	0							
25 Barbaro Canizares, R (1.3) OBP: 0.250, SLG: 0.250										4	0	1	0	0	2	0							
23 Matt Diaz, R (1.7) OBP: 0.350, SLG: 0.413										4	1	1	0	0	1	1							
7 Jeff Francoeur, R (1.9) OBP: 0.280, SLG: 0.341										3	0	2	1	1	0	1							
8 David Ross, R (1.2) OBP: 0.360, SLG: 0.478										2	0	0	0	1	1	3							
1 Gregor Blanco, L (9, PH) ERA: 4.5										1	0	0	0	0	0	0							
2 Kelly Johnson, L (1.4) OBP: 0.299, SLG: 0.406										4	0	1	0	0	1	2							
33 Javier Vazquez, R (1.1) ERA: 3.61	7.0	29	4	1	0	8	3	0	0	0	0	0	0	0	0	0		0.00	1.000				
58 Steven Jackson, R (8, 1) ERA: 4.5	1.0	W 4	1	0	0	1	0	0	0	0	0	9	15	0.00	1.000								
55 Matt Capps, R (9, 1) ERA: 5.23	1.0	S 3	0	0	0	1	0	0	0	0	0	14	19	0.00	0.000								
Inning Stats	R: 0 E: 0 K: 0 S: 5	H: 0 LOB: 0 BB: 0 P: 7	R: 0 E: 0 K: 3 S: 12	H: 1 LOB: 1 BB: 0 P: 18	R: 0 E: 0 K: 3 S: 9	H: 0 LOB: 1 BB: 1 P: 18	R: 1 E: 1 K: 0 S: 13	H: 1 LOB: 2 BB: 1 P: 24	R: 0 E: 0 K: 0 S: 8	H: 1 LOB: 2 BB: 1 P: 16	R: 0 E: 0 K: 1 S: 8	H: 1 LOB: 1 BB: 0 P: 9	R: 0 E: 0 K: 1 S: 9	H: 1 LOB: 1 BB: 0 P: 15	R: 0 E: 0 K: 1 S: 14	H: 0 LOB: 0 BB: 0 P: 19	1B: 4 2B: 1 3B: 0 HR: 0	SF: 0 SAC: 1 DP: 0 HBP: 0	WP: 0 PB: 0 SB: 3 CS: 0	PA: 36			
PITCHER	IP WLS BF H R ER SO BB IBB HBP BLK WP HR S P ERA WHIP	IP WLS BF H R ER SO BB IBB HBP BLK WP HR S P ERA WHIP	IP WLS BF H R ER SO BB IBB HBP BLK WP HR S P ERA WHIP	IP WLS BF H R ER SO BB IBB HBP BLK WP HR S P ERA WHIP	IP WLS BF H R ER SO BB IBB HBP BLK WP HR S P ERA WHIP	IP WLS BF H R ER SO BB IBB HBP BLK WP HR S P ERA WHIP	IP WLS BF H R ER SO BB IBB HBP BLK WP HR S P ERA WHIP	IP WLS BF H R ER SO BB IBB HBP BLK WP HR S P ERA WHIP	IP WLS BF H R ER SO BB IBB HBP BLK WP HR S P ERA WHIP	IP WLS BF H R ER SO BB IBB HBP BLK WP HR S P ERA WHIP	IP WLS BF H R ER SO BB IBB HBP BLK WP HR S P ERA WHIP	IP WLS BF H R ER SO BB IBB HBP BLK WP HR S P ERA WHIP	IP WLS BF H R ER SO BB IBB HBP BLK WP HR S P ERA WHIP	IP WLS BF H R ER SO BB IBB HBP BLK WP HR S P ERA WHIP	IP WLS BF H R ER SO BB IBB HBP BLK WP HR S P ERA WHIP	IP WLS BF H R ER SO BB IBB HBP BLK WP HR S P ERA WHIP	IP WLS BF H R ER SO BB IBB HBP BLK WP HR S P ERA WHIP	IP WLS BF H R ER SO BB IBB HBP BLK WP HR S P ERA WHIP	IP WLS BF H R ER SO BB IBB HBP BLK WP HR S P ERA WHIP	IP WLS BF H R ER SO BB IBB HBP BLK WP HR S P ERA WHIP	IP WLS BF H R ER SO BB IBB HBP BLK WP HR S P ERA WHIP	IP WLS BF H R ER SO BB IBB HBP BLK WP HR S P ERA WHIP	IP WLS BF H R ER SO BB IBB HBP BLK WP HR S P ERA WHIP
28 Paul Maholm, L (1.1) ERA: 3.61	7.0	29	4	1	0	8	3	0	0	0	0	0	0	0	0	0	0.00	1.000					
58 Steven Jackson, R (8, 1) ERA: 4.5	1.0	W 4	1	0	0	1	0	0	0	0	0	9	15	0.00	1.000								
55 Matt Capps, R (9, 1) ERA: 5.23	1.0	S 3	0	0	0	1	0	0	0	0	0	14	19	0.00	0.000								

AB 32
R 1
H 5
RBI 1
BB 3
SO 10
LOB 10



Batter	1	2	3	4	5	6	7	8	9	AB	R	H	RBI	BB	SO	LOB	TOP			
13 Nate McLouth, L OBP: 0.346, SLG: 0.456	G4-3		K			G4-3			K	5	0	1	0	0	2	3	Atlanta Braves @ Baltimore Orioles Oriole Park at Camden Yards, Baltimore, MD Sat Jun 13 2009, 7:05 PM EDT Att: 29,645 - Cloudy - 79 F			
19 Yunel Escobar, R OBP: 0.357, SLG: 0.444	F8		F8			G6-3			P3	5	0	1	0	0	0	1				
10 Chipper Jones, S OBP: 0.419, SLG: 0.511	F9				F9	G1-3			F8	5	0	0	0	0	0	1				
16 Brian McCann, L OBP: 0.421, SLG: 0.531		F8				F7			L3	3	1	0	0	1	0	1				
25 Barbaro Canizares, R OBP: 0.308, SLG: 0.385		F8				K			G5-3	4	1	1	0	0	1	1				
14 Martin Prado, R OBP: 0.348, SLG: 0.452										2	1	1	0	2	0	0				
23 Matt Diaz, R OBP: 0.407										4	1	1	1	0	0	2				
7 Jeff Francoeur, R OBP: 0.286, SLG: 0.349										4	0	3	2	0	0	0				
2 Kelly Johnson, L OBP: 0.300, SLG: 0.399										2	0	1	1	0	0	2				
Inning Stats	R: 0 E: 0 K: 0 S: 6	H: 0 LOB: 0 BB: 0 P: 10	R: 0 E: 0 K: 0 S: 12	H: 0 LOB: 1 BB: 1 P: 20	R: 0 E: 0 K: 1 S: 13	H: 1 LOB: 1 BB: 0 P: 19	R: 4 E: 0 K: 0 S: 20	H: 4 LOB: 2 BB: 2 P: 31	R: 0 E: 0 K: 1 S: 9	H: 1 LOB: 1 BB: 0 P: 13	R: 0 E: 0 K: 0 S: 5	H: 0 LOB: 0 BB: 0 P: 6	R: 0 E: 0 K: 0 S: 12	H: 2 LOB: 2 BB: 0 P: 19	R: 0 E: 0 K: 1 S: 8	H: 0 LOB: 0 BB: 0 P: 12	1B: 8 2B: 1 3B: 0 HR: 0	SF: 1 SAC: 0 DP: 0 HBP: 1	WP: 0 PB: 0 CS: 0	PA: 39
PITCHER	IP WLS BF H R ER SO BB IBB HBP BLK WP HR S P ERA WHIP																			
51 Rich Hill, L ERA: 5.81	4.0	19	5	4	4	1	3	0	0	0	0	0	0	0	0	51	80	9.00	2.000	
25 Brian Bass, R ERA: 3.53	3.0	W 12	2	0	0	1	0	0	1	0	0	0	0	23	31	0.00	0.667			
28 Danys Baez, R ERA: 3.31	1.0	5	2	0	0	0	0	0	0	1	0	0	0	12	19	0.00	2.000			
52 George Sherrill, L ERA: 2.55	1.0	3	0	0	0	1	0	0	0	0	0	0	0	8	12	0.00	0.000			

Batter	1	2	3	4	5	6	7	8	9	AB	R	H	RBI	BB	SO	LOB	BOTTOM			
1 Brian Roberts, S OBP: 0.361, SLG: 0.460	HR					P5				5	1	4	2	0	0	0	Atlanta Braves @ Baltimore Orioles Oriole Park at Camden Yards, Baltimore, MD Sat Jun 13 2009, 7:05 PM EDT Att: 29,645 - Cloudy - 79 F			
Adam Jones, R OBP: 0.374, SLG: 0.564										4	1	1	3	0	1	2				
18 Felix Pie, L OBP: 0.273, SLG: 0.322						K				0	0	0	0	0	0	0				
21 Nick Markakis, L OBP: 0.354, SLG: 0.457										3	1	0	0	2	0	1				
17 Aubrey Huff, L OBP: 0.323, SLG: 0.432										5	1	1	0	0	0	2				
6 Melvin Mora, R OBP: 0.328, SLG: 0.333										5	0	3	1	0	0	0				
30 Luke Scott, L OBP: 0.392, SLG: 0.628										3	1	2	1	2	0	0				
14 Nolan Reimold, R OBP: 0.357, SLG: 0.562										4	1	3	0	1	0	2				
32 Matt Wieters, S OBP: 0.267, SLG: 0.326										4	1	0	0	1	2	6				
12 Robert Andino, R OBP: 0.270, SLG: 0.257										4	1	0	0	0	0	2				
Inning Stats	R: 2 E: 0 K: 1 S: 17	H: 3 LOB: 3 BB: 2 P: 36	R: 0 E: 0 K: 0 S: 9	H: 1 LOB: 2 BB: 1 P: 17	R: 0 E: 0 K: 1 S: 10	H: 1 LOB: 1 BB: 0 P: 17	R: 0 E: 0 K: 1 S: 8	H: 0 LOB: 0 BB: 0 P: 13	R: 0 E: 0 K: 0 S: 15	H: 2 LOB: 2 BB: 0 P: 21	R: 0 E: 0 K: 0 S: 10	H: 1 LOB: 1 BB: 0 P: 17	R: 6 E: 1 K: 0 S: 23	H: 5 LOB: 1 BB: 2 P: 43	R: 0 E: 0 K: 0 S: 7	H: 1 LOB: 2 BB: 1 P: 19	1B: 11 2B: 2 3B: 0 HR: 1	SF: 1 SAC: 0 DP: 0 HBP: 0	WP: 1 PB: 0 CS: 0	PA: 44
PITCHER	IP WLS BF H R ER SO BB IBB HBP BLK WP HR S P ERA WHIP																			
11 Kenshin Kawakami, R ERA: 4.54	5.0	25	7	2	2	3	3	0	0	0	0	0	0	0	0	59	104	3.60	2.000	
30 Jeff Bennett, R ERA: 2.57	1.0	H 4	1	0	0	0	0	0	0	0	0	0	0	10	17	0.00	1.000			
34 Eric O'Flaherty, L ERA: 4.24	0.1	L 4	3	3	3	0	1	0	0	0	0	0	0	9	17	81.00	12.000			
58 Peter Moylan, R ERA: 5.32	0.1	5	2	3	3	1	0	0	0	0	1	0	0	12	21	27.00	9.000			
46 Manny Acosta, R ERA: 1.8	1.1	6	1	0	0	0	1	0	0	0	0	0	0	9	24	0.00	1.500			

AB 34
R 4
H 9
RBI 4
BB 3
SO 3
LOB 11



AB 37
R 8
H 14
RBI 7
BB 6
SO 3
LOB 15



Batter	1	2	3	4	5	6	7	8	9	AB	R	H	RBI	BB	SO	LOB	TOP		
13 Nate McLouth, L OBP: 0.342, SLG: 0.450 1 Gregor Blanco, L (7, 8)	F7		F7			G4-3		G6-4-3 BB		3	0	0	0	0	0	0	0		
19 Yunel Escobar, R OBP: 0.356, SLG: 0.442 27 Diory Hernandez, R OBP: 0.156, SLG: 0.161 (1, 6) (3, 6)	B1			K		G1-3		G6-4-3		1	0	0	0	0	0	0	0		
10 Chipper Jones, S OBP: 0.416, SLG: 0.503 (1, 10)	G5-3			18 1B BB		G4-3		G6-3		3	0	0	0	1	0	0	0		
16 Brian McCann, L OBP: 0.422, SLG: 0.531 8 David Ross, R OBP: 0.456, SLG: 0.577 (1, 2) (5, 2)	E4 1B			F8				HR		2	0	1	0	0	0	1	0		
18 Garret Anderson, L OBP: 0.290, SLG: 0.366 (1, 7)	L6			25 FC6-4 1B		G3		HR		4	0	1	0	0	0	1	0		
25 Barbaro Canizares, R OBP: 0.235, SLG: 0.294 (1, 3)	G6-3			FC6-4		F8		K		4	0	0	0	0	1	4	0		
14 Martin Prado, R OBP: 0.336, SLG: 0.435 (1, 5)	F9			P4		G1-3		K		4	0	0	0	0	1	2	0		
7 Jeff Francoeur, R OBP: 0.282, SLG: 0.345 (1, 9)			F7			F7		L4		3	0	0	0	0	0	0	0		
2 Kelly Johnson, L OBP: 0.301, SLG: 0.398 (1, 4)	F8			G4-3				1 BB 1B		3	0	1	0	0	0	0	0		
Inning Stats	R: 0 E: 0 K: 0 S: 5	H: 0 LOB: 0 BB: 0 P: 8	R: 0 E: 1 K: 0 S: 9	H: 1 LOB: 1 BB: 0 P: 12	R: 0 E: 0 K: 0 S: 7	H: 0 LOB: 0 BB: 0 P: 8	R: 0 E: 0 K: 1 S: 10	H: 1 LOB: 2 BB: 1 P: 15	R: 0 E: 0 K: 0 S: 6	H: 0 LOB: 0 BB: 0 P: 9	R: 1 E: 0 K: 0 S: 6	H: 1 LOB: 0 BB: 0 P: 9	R: 0 E: 0 K: 0 S: 9	H: 1 LOB: 1 BB: 0 P: 17	R: 1 E: 1 K: 2 S: 17	H: 1 LOB: 1 BB: 0 P: 24	1B: 3 2B: 0 3B: 0 HR: 2	SF: 0 SAC: 0 DP: 0 HBP: 0	WP: 0 PA: 34 PB: 0 SB: 0 CS: 0
PITCHER 35 Brad Bergesen, R ERA: 3.79 (1, 1)	IP: 9.0 WLS: W BF: 34 H: 5 R: 2 ER: 2 SO: 3 BB: 2 IBB: 0 HBP: 0 BLK: 0 WP: 0 HR: 2 S: 76 P: 112 ERA: 2.00 WHIP: 0.778																		

Atlanta Braves @ Baltimore Orioles
Oriole Park at Camden Yards, Baltimore, MD

AB 32
R 2
H 5
RBI 2
BB 2
SO 3
LOB 10



Sun Jun 14 2009, 1:35 PM EDT
Att: 26,770 - Sunny - 76 F

Batter	1	2	3	4	5	6	7	8	9	AB	R	H	RBI	BB	SO	LOB	BOTTOM		
1 Brian Roberts, S OBP: 0.366, SLG: 0.462 26 Oscar Salazar, R OBP: 0.300, SLG: 0.300 (1, 4) (6, PH) (7, 5)	21 FC3-6 17 G4-3 BB		SF7			K		1B		1	1	1	2	2	0	0	0		
14 Nolan Reimold, R OBP: 0.356, SLG: 0.543 (1, 7)	21 FC3-6 BB	P6		F8		G4-3		K		5	0	1	0	1	1	5	0		
21 Nick Markakis, L OBP: 0.351, SLG: 0.452 (1, 9)	FC3-6 17 G4-3 23 HR		K			F8		G4-3		5	1	1	0	0	1	5	0		
17 Aubrey Huff, L OBP: 0.324, SLG: 0.432 (1, 3)	G4-3		F7			K		23 BB 1B		5	0	2	1	0	1	3	0		
23 Ty Wigginton, R OBP: 0.271, SLG: 0.377 (7, 4)	HR		FC5-4 12 BB 1B			HR		BB		4	4	3	3	1	0	1	0		
30 Luke Scott, L OBP: 0.398, SLG: 0.623 (1, 10)	G4-3		12 BB 1B			9 BB BB		F2		3	2	1	0	2	0	2	0		
9 Gregg Zaun, S OBP: 0.315, SLG: 0.295 (1, 2)		12 1B 1B		F8		BB		F8		4	1	2	0	1	0	4	0		
18 Felix Pie, L OBP: 0.279, SLG: 0.319 (1, 8)	F7		P6			G4-3		12 G1-4-3 BB		4	1	1	1	1	0	6	0		
12 Robert Andino, R OBP: 0.291, SLG: 0.284 (1, 6)	1 1B 21 S 1B		14 BB 1B			18 1B BB		F9		4	1	2	3	1	0	1	0		
Inning Stats	R: 3 E: 0 K: 0 S: 16	H: 1 LOB: 2 BB: 2 P: 31	R: 2 E: 0 K: 0 S: 17	H: 4 LOB: 0 BB: 0 P: 23	R: 2 E: 0 K: 1 S: 21	H: 4 LOB: 3 BB: 1 P: 36	R: 3 E: 0 K: 0 S: 11	H: 3 LOB: 2 BB: 2 P: 24	R: 1 E: 0 K: 1 S: 11	H: 1 LOB: 2 BB: 2 P: 23	R: 0 E: 0 K: 1 S: 6	H: 0 LOB: 0 BB: 0 P: 12	R: 0 E: 0 K: 0 S: 10	H: 1 LOB: 2 BB: 1 P: 21	R: 0 E: 0 K: 1 S: 9	H: 1 LOB: 1 BB: 1 P: 18	1B: 12 2B: 1 3B: 0 HR: 2	SF: 1 SAC: 0 DP: 1 HBP: 0	WP: 0 PA: 47 PB: 0 SB: 2 CS: 0
PITCHER 32 Derek Lowe, R ERA: 4.08 54 Kris Medlen, R ERA: 5.91 46 Manny Acosta, R ERA: 1.54 (1, 1) (3, 1) (7, 1)	IP: 2.1 WLS: L BF: 18 H: 6 R: 4 ER: 4 SO: 3 BB: 5 IBB: 0 HBP: 0 BLK: 0 WP: 0 HR: 1 S: 48 P: 80 ERA: 27.00 WHIP: 4.714																		

Atlanta Braves @ Baltimore Orioles
Oriole Park at Camden Yards, Baltimore, MD

AB 37
R 11
H 15
RBI 10
BB 9
SO 4
LOB 27



Sun Jun 14 2009, 1:35 PM EDT
Att: 26,770 - Sunny - 76 F

Batter	1	2	3	4	5	6	7	8	9	AB	R	H	RBI	BB	SO	LOB	TOP			
13 Nate McLouth, L OBP: 0.339, SLG: 0.444	F9		P3		G3		1B		F9	5	0	1	0	0	0	1	Atlanta Braves @ Cincinnati Reds Great American Ball Park, Cincinnati, OH Tue Jun 16 2009, 7:10 PM EDT Att: 19,127 - Cloudy - 77 F			
19 Yunel Escobar, R OBP: 0.348, SLG: 0.432	G5-3		L5-3		K		G6-3		G5-3	5	0	0	0	0	1	2				
10 Chipper Jones, S OBP: 0.422, SLG: 0.514	1B		G6-3		G6-3		1B		2B	4	2	3	0	0	0	0				
16 Brian McCann, L OBP: 0.424, SLG: 0.530	K		1B		1B		1B		F7	4	0	2	0	0	1	2				
18 Garret Anderson, L OBP: 0.296, SLG: 0.370	K		1B		1B		F7		F7	4	0	2	1	0	1	1				
22 Casey Kotchman, L OBP: 0.349, SLG: 0.409 1 Gregor Blanco, L 51 Michael Gonzalez, R	1B		K		K		BB		1B	3	0	2	0	1	1	2				
7 Jeff Francoeur, R OBP: 0.282, SLG: 0.343	K		G6-3		G5-4-3		1B		1B	4	0	1	1	0	1	6				
2 Kelly Johnson, L OBP: 0.296, SLG: 0.390	F8		F8		F8		G3		G3	4	0	0	0	0	0	3				
49 Jair Jurrjens, R OBP: 0.214, SLG: 0.192 30 Jeff Bennett, R 23 Matt Diaz, R 34 Eric O'Flaherty, L	1B		1B		K		F8		G3	1	0	1	0	0	0	0				
14 Martin Prado, R OBP: 0.333, SLG: 0.431	1B		1B		K		F8		G3	1	0	0	0	0	0	0				
Inning Stats	R: 0 E: 0 K: 1 S: 13	H: 1 LOB: 1 BB: 0 P: 13	R: 0 E: 0 K: 2 S: 10	H: 1 LOB: 1 BB: 0 P: 14	R: 0 E: 0 K: 0 S: 12	H: 1 LOB: 0 BB: 0 P: 19	R: 0 E: 0 K: 1 S: 10	H: 2 LOB: 2 BB: 0 P: 16	R: 0 E: 0 K: 1 S: 8	H: 0 LOB: 0 BB: 0 P: 13	R: 1 E: 0 K: 1 S: 13	H: 3 LOB: 2 BB: 1 P: 25	R: 0 E: 0 K: 0 S: 14	H: 1 LOB: 1 BB: 0 P: 21	R: 1 E: 0 K: 0 S: 13	H: 3 LOB: 3 BB: 0 P: 19	1B: 11 2B: 2 3B: 0 HR: 0	SF: 0 SAC: 0 DP: 2 HBP: 0	WP: 0 PA: 38 PB: 1 SB: 0 CS: 0	
PITCHER	IP WLS BF H R ER SO BB IBB HBP BLK WP HR S P ERA WHIP	IP WLS BF H R ER SO BB IBB HBP BLK WP HR S P ERA WHIP	IP WLS BF H R ER SO BB IBB HBP BLK WP HR S P ERA WHIP	IP WLS BF H R ER SO BB IBB HBP BLK WP HR S P ERA WHIP	IP WLS BF H R ER SO BB IBB HBP BLK WP HR S P ERA WHIP	IP WLS BF H R ER SO BB IBB HBP BLK WP HR S P ERA WHIP	IP WLS BF H R ER SO BB IBB HBP BLK WP HR S P ERA WHIP	IP WLS BF H R ER SO BB IBB HBP BLK WP HR S P ERA WHIP	IP WLS BF H R ER SO BB IBB HBP BLK WP HR S P ERA WHIP	IP WLS BF H R ER SO BB IBB HBP BLK WP HR S P ERA WHIP	IP WLS BF H R ER SO BB IBB HBP BLK WP HR S P ERA WHIP	IP WLS BF H R ER SO BB IBB HBP BLK WP HR S P ERA WHIP	IP WLS BF H R ER SO BB IBB HBP BLK WP HR S P ERA WHIP	IP WLS BF H R ER SO BB IBB HBP BLK WP HR S P ERA WHIP	IP WLS BF H R ER SO BB IBB HBP BLK WP HR S P ERA WHIP	IP WLS BF H R ER SO BB IBB HBP BLK WP HR S P ERA WHIP	IP WLS BF H R ER SO BB IBB HBP BLK WP HR S P ERA WHIP	IP WLS BF H R ER SO BB IBB HBP BLK WP HR S P ERA WHIP	IP WLS BF H R ER SO BB IBB HBP BLK WP HR S P ERA WHIP	IP WLS BF H R ER SO BB IBB HBP BLK WP HR S P ERA WHIP

Batter	1	2	3	4	5	6	7	8	9	AB	R	H	RBI	BB	SO	LOB	BOTTOM			
3 Willy Taveras, R OBP: 0.281, SLG: 0.286	G4-3		G6-3		G5-4-3		K		G4-3	5	1	1	1	0	1	4	Atlanta Braves @ Cincinnati Reds Great American Ball Park, Cincinnati, OH Tue Jun 16 2009, 7:10 PM EDT Att: 19,127 - Cloudy - 77 F			
2 Alex Gonzalez, R OBP: 0.297, SLG: 0.316	F9		F9		K		P3		1B	5	1	1	2	0	1	2				
4 Brandon Phillips, R OBP: 0.391, SLG: 0.597	G4-3		G4-3		1B		G6-3		1B	4	2	3	0	1	0	0				
17 Laynce Nix, L OBP: 0.322, SLG: 0.536	G4-3		2B		1B		F7		2B	5	0	3	3	0	0	1				
55 Ramon Hernandez, R OBP: 0.323, SLG: 0.351	BB		BB		BB		F8		F8	3	0	0	1	2	0	3				
32 Jay Bruce, L OBP: 0.306, SLG: 0.457	F8		BB		BB		1B		1B	2	1	1	0	2	0	2				
15 Jerry Hairston, R OBP: 0.296, SLG: 0.412 7 Paul Janish, R OBP: 0.353, SLG: 0.348	G6-3		G1-3		F8		1B		1B	3	1	0	0	0	0	5				
29 Ryan Hanigan, R OBP: 0.389, SLG: 0.367	G6-3		G4-3		G4-3		L9		1B	3	1	0	0	0	0	0				
39 Aaron Harang, R OBP: 0.179, SLG: 0.175 52 Daniel Herrera, L 40 Nick Masset, R 21 Chris Dickerson, L 53 Arthur Rhodes, L 25 David Weathers, R 31 Jonny Gomes, R 48 Francisco Cordero, R	K		BB		BB		1B		K	1	0	0	0	0	0	0				
Inning Stats	R: 1 E: 0 K: 0 S: 16	H: 2 LOB: 2 BB: 1 P: 25	R: 0 E: 0 K: 1 S: 9	H: 0 LOB: 0 BB: 0 P: 13	R: 1 E: 0 K: 0 S: 14	H: 2 LOB: 3 BB: 2 P: 25	R: 0 E: 0 K: 0 S: 7	H: 0 LOB: 0 BB: 1 P: 13	R: 1 E: 0 K: 1 S: 14	H: 2 LOB: 2 BB: 1 P: 25	R: 0 E: 0 K: 1 S: 9	H: 1 LOB: 1 BB: 0 P: 10	R: 0 E: 0 K: 0 S: 4	H: 0 LOB: 0 BB: 0 P: 5	R: 4 E: 1 K: 1 S: 18	H: 3 LOB: 2 BB: 1 P: 27		1B: 5 2B: 5 3B: 0 HR: 0	SF: 0 SAC: 1 DP: 1 HBP: 1	WP: 0 PA: 41 PB: 0 SB: 1 CS: 0
PITCHER	IP WLS BF H R ER SO BB IBB HBP BLK WP HR S P ERA WHIP	IP WLS BF H R ER SO BB IBB HBP BLK WP HR S P ERA WHIP	IP WLS BF H R ER SO BB IBB HBP BLK WP HR S P ERA WHIP	IP WLS BF H R ER SO BB IBB HBP BLK WP HR S P ERA WHIP	IP WLS BF H R ER SO BB IBB HBP BLK WP HR S P ERA WHIP	IP WLS BF H R ER SO BB IBB HBP BLK WP HR S P ERA WHIP	IP WLS BF H R ER SO BB IBB HBP BLK WP HR S P ERA WHIP	IP WLS BF H R ER SO BB IBB HBP BLK WP HR S P ERA WHIP	IP WLS BF H R ER SO BB IBB HBP BLK WP HR S P ERA WHIP	IP WLS BF H R ER SO BB IBB HBP BLK WP HR S P ERA WHIP	IP WLS BF H R ER SO BB IBB HBP BLK WP HR S P ERA WHIP	IP WLS BF H R ER SO BB IBB HBP BLK WP HR S P ERA WHIP	IP WLS BF H R ER SO BB IBB HBP BLK WP HR S P ERA WHIP	IP WLS BF H R ER SO BB IBB HBP BLK WP HR S P ERA WHIP	IP WLS BF H R ER SO BB IBB HBP BLK WP HR S P ERA WHIP	IP WLS BF H R ER SO BB IBB HBP BLK WP HR S P ERA WHIP	IP WLS BF H R ER SO BB IBB HBP BLK WP HR S P ERA WHIP	IP WLS BF H R ER SO BB IBB HBP BLK WP HR S P ERA WHIP	IP WLS BF H R ER SO BB IBB HBP BLK WP HR S P ERA WHIP	IP WLS BF H R ER SO BB IBB HBP BLK WP HR S P ERA WHIP



Batter	1	2	3	4	5	6	7	8	9	AB	R	H	RBI	BB	SO	LOB	TOP					
13 Nate McLouth, L (1,8) OBP: 0.340, SLG: 0.445	G1		19 HR BB	F9			19 WP 10 WP 2B		G4-3	4	2	1	0	1	0	2	Atlanta Braves @ Cincinnati Reds Great American Ball Park, Cincinnati, OH Wed Jun 17 2009, 7:10 PM EDT Att: 27,455 - Partly Cloudy - 85 F					
19 Yunel Escobar, R (1,6) OBP: 0.353, SLG: 0.446	G6-3		1 SAFE 1 SAFE 3-2 X FF 89	16 10 1B			10 10 WP BB		F8	4	1	2	2	1	0	1						
10 Chipper Jones, S (1,5) OBP: 0.423, SLG: 0.511			P6	16 10 1B			G1-3			3	0	1	0	1	0	1						
16 Brian McCann, L (1,2) OBP: 0.414, SLG: 0.516	P3		F9	G4-6-3			G3			4	0	0	0	0	0	4						
18 Garret Anderson, L (1,7) OBP: 0.294, SLG: 0.367	G4-3		1B	F9			G3-1			4	0	1	0	0	0	1						
22 Casey Kotchman, L (1,3) OBP: 0.347, SLG: 0.406	1B		F8				G4-3			4	0	1	0	0	0	1						
7 Jeff Francoeur, R (1,9) OBP: 0.281, SLG: 0.342	F8			E8 1B			F9			4	0	1	0	0	0	1						
2 Kelly Johnson, L (1,4) OBP: 0.291, SLG: 0.383	E1		F7				P6			4	0	0	0	0	0	2						
33 Javier Vazquez, R (1,1) OBP: 0.111, SLG: 0.154	G4-3		P3				G5-3			3	0	0	0	0	0	3						
23 Matt Diaz, R (9,PH) OBP: 0.349, SLG: 0.404									13 G4-3 BB	0	0	0	0	1	0	0						
Inning Stats	R: 0 H: 0 E: 0 K: 0 S: 12	H: 0 LOB: 1 BB: 1 P: 22	R: 0 H: 1 E: 1 K: 0 S: 10	LOB: 2 BB: 0 P: 14	R: 2 H: 2 E: 0 K: 0 S: 17	LOB: 1 BB: 1 P: 30	R: 0 H: 1 E: 1 K: 0 S: 11	LOB: 1 BB: 0 P: 15	R: 0 H: 2 E: 0 K: 0 S: 8	H: 0 LOB: 0 BB: 0 P: 14	R: 0 H: 0 E: 0 K: 0 S: 10	H: 0 LOB: 0 BB: 0 P: 13	R: 1 H: 1 E: 0 K: 0 S: 7	H: 1 LOB: 1 BB: 1 P: 17	R: 0 H: 0 E: 0 K: 0 S: 8	H: 0 LOB: 0 BB: 0 P: 10	R: 0 H: 0 E: 0 K: 0 S: 9	H: 0 LOB: 1 BB: 1 P: 19	1B: 5 2B: 1 3B: 0 HR: 1	SF: 0 SAC: 0 DP: 1 HBP: 0	WP: 2 PB: 0 SB: 0 CS: 0	PA: 38
PITCHER	IP WLS BF H R ER SO BB IBB HBP BLK WP HR S P ERA WHIP																					
33 Micah Owings, R (1,1) ERA: 4.5	6.0	W 26	6	2	2	0	2	0	0	0	0	0	1	68	108	3.00	1.333					
40 Nick Masset, R (7,1) ERA: 1.38	0.2	H 4	1	1	1	0	1	0	0	0	2	0	5	15	13.50	3.000						
53 Arthur Rhodes, L (7,1) ERA: 1.52	1.0	H 3	0	0	0	0	0	0	0	0	0	0	5	5	0.00	0.000						
25 David Weathers, R (8,1) ERA: 2.74	0.1	H 1	0	0	0	0	0	0	0	0	0	0	5	7	0.00	0.000						
48 Francisco Cordero, R (9,1) ERA: 1.88	1.0	S 4	0	0	0	0	1	0	0	0	0	0	9	19	0.00	1.000						

Batter	1	2	3	4	5	6	7	8	9	AB	R	H	RBI	BB	SO	LOB	BOTTOM			
3 Willy Taveras, R (1,8) OBP: 0.276, SLG: 0.281	G4-3		K		F8			B2-3		4	0	0	0	0	1	1	Atlanta Braves @ Cincinnati Reds Great American Ball Park, Cincinnati, OH Wed Jun 17 2009, 7:10 PM EDT Att: 27,455 - Partly Cloudy - 85 F			
2 Alex Gonzalez, R (1,6) OBP: 0.282, SLG: 0.309	F8		G6-3		G1-3			F9		4	0	0	0	0	0	1				
4 Brandon Phillips, R (1,4) OBP: 0.350, SLG: 0.590	G5-3			55 17 S BB	G6-3			G6-3		3	0	0	0	1	0	0				
17 Laynce Nix, L (1,7) OBP: 0.316, SLG: 0.525		G4-3		K				K		3	0	0	0	0	2	1				
55 Ramon Hernandez, R (1,3) OBP: 0.319, SLG: 0.346		G5-3		G6-3				K		3	0	0	0	0	1	1				
32 Jay Bruce, L (1,9) OBP: 0.306, SLG: 0.469				K				F7		3	1	1	1	0	1	1				
15 Jerry Hairston, R (1,5) OBP: 0.297, SLG: 0.498		F8						P6		2	1	0	0	1	0	0				
29 Ryan Hanigan, R (1,2) OBP: 0.395, SLG: 0.375				33 SH1-4 1B				K		3	1	2	0	0	1	0				
33 Micah Owings, R (1,1) OBP: 0.297, SLG: 0.583				SH1-4				K		1	1	1	3	0	0	0				
40 Nick Masset, R (7,1) ERA: 1.38								K		0	0	0	0	0	0	0				
Inning Stats	R: 0 H: 0 E: 0 K: 0 S: 7	H: 0 LOB: 0 BB: 0 P: 9	R: 1 H: 1 E: 0 K: 0 S: 10	LOB: 0 BB: 0 P: 14	R: 0 H: 1 E: 0 K: 1 S: 8	LOB: 1 BB: 0 P: 9	R: 0 H: 0 E: 0 K: 2 S: 13	LOB: 0 BB: 1 P: 23	R: 3 H: 2 E: 0 K: 0 S: 8	H: 2 LOB: 0 BB: 1 P: 14	R: 0 H: 0 E: 0 K: 2 S: 7	H: 0 LOB: 0 BB: 0 P: 8	R: 0 H: 0 E: 0 K: 2 S: 9	H: 0 LOB: 0 BB: 0 P: 11	R: 0 H: 0 E: 0 K: 0 S: 7	H: 0 LOB: 0 BB: 0 P: 11	1B: 2 2B: 0 3B: 0 HR: 2	SF: 0 SAC: 1 DP: 0 HBP: 0	WP: 0 PB: 0 SB: 1 CS: 0	PA: 30
PITCHER	IP WLS BF H R ER SO BB IBB HBP BLK WP HR S P ERA WHIP																			
33 Javier Vazquez, R (1,1) ERA: 3.41	8.0	L 30	4	4	4	7	2	0	0	0	0	0	2	69	99	4.50	0.750			



Batter	1	2	3	4	5	6	7	8	9	AB	R	H	RBI	BB	SO	LOB	TOP					
13 Nate McLouth, L (1,8) OBP: 0.341, SLG: 0.457	F7		K						G6-3	5	1	2	4	0	1	0	Atlanta Braves @ Cincinnati Reds Great American Ball Park, Cincinnati, OH Thu Jun 18 2009, 12:35 PM EDT Att: 24,657 - Overcast - 71 F					
19 Yunel Escobar, R (1,6) OBP: 0.348, SLG: 0.437	G5-3		L8						F9	5	0	0	0	0	0	2						
10 Chipper Jones, S (1,5) OBP: 0.418, SLG: 0.500	K								F8	4	0	0	0	1	2	0						
23 Matt Diaz, R (1,7) OBP: 0.353, SLG: 0.441										4	2	2	1	0	1	1						
14 Martín Prado, R (1,4) OBP: 0.339, SLG: 0.438										3	1	1	0	1	1	2						
7 Jeff Francoeur, R (1,9) OBP: 0.285, SLG: 0.342										3	1	1	0	1	1	2						
22 Casey Kotchman, L (1,3) OBP: 0.340, SLG: 0.399										3	0	0	1	0	0	3						
8 David Ross, R (1,2) OBP: 0.409, SLG: 0.568										3	1	1	0	1	1	1						
48 Tommy Hanson, R (1,1) OBP: 0.200, SLG: 0.200										3	1	1	1	0	1	1						
58 Peter Moylan, L (7,1) ERA: 3.38										0	0	0	0	0	0	0						
18 Garret Anderson, L (8,PH) OBP: 0.293, SLG: 0.364										0	0	0	0	0	0	0						
51 Michael Gonzalez, R (8,1) ERA: 5.08										0	0	0	0	0	0	0						
Rafael Soriano, R (9,1) ERA: 5.08										0	0	0	0	0	0	0						
Inning Stats	R: 0 E: 0 K: 1 S: 10	H: 0 LOB: 0 BB: 0 P: 15	R: 1 E: 0 K: 0 S: 12	H: 2 LOB: 1 BB: 0 P: 18	R: 0 E: 0 K: 2 S: 8	H: 0 LOB: 0 BB: 0 P: 12	R: 1 E: 0 K: 1 S: 16	H: 1 LOB: 1 BB: 1 P: 25	R: 2 E: 0 K: 0 S: 12	H: 2 LOB: 0 BB: 0 P: 15	R: 3 E: 0 K: 1 S: 23	H: 3 LOB: 2 BB: 2 P: 43	R: 0 E: 0 K: 2 S: 13	H: 0 LOB: 1 BB: 1 P: 18	R: 0 E: 0 K: 1 S: 5	H: 0 LOB: 0 BB: 0 P: 9	R: 0 E: 0 K: 0 S: 11	H: 0 LOB: 0 BB: 0 P: 15	1B: 4 2B: 2 3B: 0 HR: 2	SF: 1 SAC: 0 DP: 0 HBP: 0	WP: 0 PB: 0 SB: 1 CS: 0	PA: 39
PITCHER	IP WLS BF H R ER SO BB IBB HBP BLK WP HR S P ERA WHIP																					
56 Matt Maloney, L (1,1) ERA: 6.11	5.2 L 25 6 6 6 5 1 1 0 0 0 2 69 106 9.53 1.235																					
46 Carlos Fisher, R (6,1) ERA: 3.38	1.1 8 2 1 1 2 2 0 0 0 0 0 25 40 6.75 3.000																					
37 Josh Roenicke, R (8,1) ERA: 5.08	1.0 3 0 0 0 1 0 0 0 0 0 0 5 9 0.00 0.000																					
51 Jared Burton, R (9,1) ERA: 5.08	1.0 3 0 0 0 0 0 0 0 0 0 0 11 15 0.00 0.000																					

AB	34
R	7
H	8
RBI	7
BB	4
SO	8
LOB	12



Batter	1	2	3	4	5	6	7	8	9	AB	R	H	RBI	BB	SO	LOB	BOTTOM					
3 Willy Taveras, R (1,8) OBP: 0.270, SLG: 0.274	G6-3		K						K	5	0	0	0	0	2	6	Atlanta Braves @ Cincinnati Reds Great American Ball Park, Cincinnati, OH Thu Jun 18 2009, 12:35 PM EDT Att: 24,657 - Overcast - 71 F					
2 Alex Gonzalez, R (1,6) OBP: 0.256, SLG: 0.302	G3-1		F8							4	0	0	0	0	1	3						
37 Josh Roenicke, R (8,1) ERA: 5.08										0	0	0	0	0	0	0						
51 Jared Burton, R (9,1) ERA: 5.08										0	0	0	0	0	0	0						
4 Brandon Phillips, R (1,4) OBP: 0.352, SLG: 0.498										3	0	1	0	1	0	3						
17 Laynce Nix, L (1,7) OBP: 0.310, SLG: 0.514										3	0	0	0	0	0	2						
31 Jonny Gomes, R (8,PH) OBP: 0.367, SLG: 0.465										1	0	0	0	0	1	0						
29 Ryan Hanigan, R (1,2) OBP: 0.406, SLG: 0.377										2	0	1	0	2	0	0						
32 Jay Bruce, L (1,9) OBP: 0.305, SLG: 0.463										3	0	0	0	1	0	2						
15 Jerry Hairston, R (1,5) OBP: 0.296, SLG: 0.404										4	0	1	0	0	0	3						
23 Adam Rosales, R (1,3) OBP: 0.313, SLG: 0.304										3	0	1	0	0	1	2						
56 Matt Maloney, L (1,1) ERA: 6.11										1	0	0	0	0	1	3						
46 Carlos Fisher, R (6,1) ERA: 3.38										0	0	0	0	0	0	0						
21 Chris Dickerson, L (7,PH) OBP: 0.368, SLG: 0.357										1	0	1	0	0	0	0						
7 Paul Janish, R (8,6) OBP: 0.346, SLG: 0.340										1	0	0	0	0	1	0						
Inning Stats	R: 0 E: 0 K: 0 S: 9	H: 0 LOB: 1 BB: 1 P: 17	R: 0 E: 0 K: 2 S: 14	H: 0 LOB: 2 BB: 2 P: 27	R: 0 E: 0 K: 0 S: 7	H: 1 LOB: 0 BB: 0 P: 9	R: 0 E: 0 K: 0 S: 5	H: 0 LOB: 0 BB: 0 P: 10	R: 0 E: 0 K: 0 S: 13	H: 1 LOB: 2 BB: 0 P: 18	R: 0 E: 0 K: 0 S: 11	H: 1 LOB: 2 BB: 1 P: 18	R: 0 E: 0 K: 1 S: 13	H: 1 LOB: 1 BB: 0 P: 16	R: 0 E: 0 K: 1 S: 15	H: 1 LOB: 1 BB: 0 P: 22	R: 0 E: 0 K: 3 S: 9	H: 0 LOB: 0 BB: 0 P: 13	1B: 5 2B: 0 3B: 0 HR: 0	SF: 0 SAC: 1 DP: 0 HBP: 1	WP: 0 PB: 0 SB: 2 CS: 1	PA: 37
PITCHER	IP WLS BF H R ER SO BB IBB HBP BLK WP HR S P ERA WHIP																					
48 Tommy Hanson, R (1,1) ERA: 6.11	6.0 W 26 3 0 0 0 4 0 0 0 0 0 59 99 0.00 1.167																					
58 Peter Moylan, R (7,1) ERA: 5.11	1.0 4 1 0 0 1 0 0 0 0 0 0 13 16 0.00 1.000																					
51 Michael Gonzalez, L (8,1) ERA: 2.4	1.0 4 1 0 0 1 0 0 0 0 0 0 15 22 0.00 1.000																					
Rafael Soriano, R (9,1) ERA: 1.47	1.0 3 0 0 0 3 0 0 0 0 0 0 9 13 0.00 0.000																					

AB	31
R	0
H	5
RBI	0
BB	4
SO	7
LOB	24



Batter	1	2	3	4	5	6	7	8	9	AB	R	H	RBI	BB	SO	LOB	TOP					
13 Nate McLouth, L (1, 8) OBP: 0.341, SLG: 0.468										4	0	0	0	0	0	0	Atlanta Braves @ Boston Red Sox Fenway Park, Boston, MA Sat Jun 20 2009, 7:10 PM EDT Att: 38,029 - Cloudy - 66 F					
19 Yunel Escobar, R (1, 6) OBP: 0.346, SLG: 0.433										4	0	1	0	0	2	0						
10 Chipper Jones, S (1, 10) OBP: 0.417, SLG: 0.497										3	0	1	0	0	1	1						
16 Brian McCann, L (1, 2) OBP: 0.418, SLG: 0.519										3	0	1	0	0	2	1						
18 Garret Anderson, L (1, 7) OBP: 0.308, SLG: 0.382										3	0	1	0	0	0	1						
14 Martin Prado, R (1, 5) OBP: 0.331, SLG: 0.426										3	0	0	0	0	0	1						
22 Casey Kotchman, L (1, 3) OBP: 0.332, SLG: 0.389										3	0	1	0	0	1	0						
7 Jeff Francoeur, R (1, 9) OBP: 0.281, SLG: 0.333										3	0	0	0	0	0	2						
2 Kelly Johnson, L (1, 4) OBP: 0.290, SLG: 0.374										3	0	0	0	0	1	0						
Inning Stats	R: 0 E: 0 K: 1 S: 11	H: 1 LOB: 1 BB: 0 P: 14	R: 0 E: 0 K: 0 S: 5	H: 1 LOB: 0 BB: 0 P: 8	R: 0 E: 0 K: 0 S: 7	H: 0 LOB: 0 BB: 0 P: 12	R: 0 E: 0 K: 2 S: 9	H: 1 LOB: 1 BB: 0 P: 12	R: 0 E: 0 K: 1 S: 7	H: 0 LOB: 0 BB: 0 P: 11	R: 0 E: 0 K: 1 S: 7	H: 0 LOB: 0 BB: 0 P: 9	R: 0 E: 0 K: 2 S: 9	H: 0 LOB: 0 BB: 0 P: 13	R: 0 E: 0 K: 0 S: 7	H: 2 LOB: 1 BB: 0 P: 10	R: 0 E: 0 K: 0 S: 5	H: 0 LOB: 0 BB: 0 P: 5	1B: 5 2B: 0 3B: 0 HR: 0	SF: 0 SAC: 0 DP: 0 HBP: 0	WP: 0 PB: 0 SB: 0 CS: 0	PA: 29
PITCHER 19 Josh Beckett, R (1, 1) ERA: 3.74	IP: 9.0 WLS: W BF: 30	H: 5 R: 0 ER: 0 SO: 7	BB: 0 IBB: 0 HBP: 0 BLK: 0	WP: 0 HR: 0 S: 67 P: 94	ERA: 0.00 WHIP: 0.556	PITCHER																

Batter	1	2	3	4	5	6	7	8	9	AB	R	H	RBI	BB	SO	LOB	BOTTOM			
15 Dustin Pedroia, R (1, 4) OBP: 0.374, SLG: 0.370										4	0	0	1	0	0	2	Atlanta Braves @ Boston Red Sox Fenway Park, Boston, MA Sat Jun 20 2009, 7:10 PM EDT Att: 38,029 - Cloudy - 66 F			
7 J.D. Drew, L (1, 9) OBP: 0.386, SLG: 0.490										3	1	1	0	1	1	0				
20 Kevin Youkilis, R (1, 5) OBP: 0.447, SLG: 0.593										3	0	1	1	1	1	2				
44 Jason Bay, R (1, 7) OBP: 0.395, SLG: 0.582										4	0	0	0	0	0	2				
34 David Ortiz, L (1, 10) OBP: 0.307, SLG: 0.354										4	0	1	0	0	0	2				
11 Mark Kotsay, L (1, 3) OBP: 0.250, SLG: 0.348										4	0	0	0	0	0	2				
2 Jacoby Ellsbury, L (1, 8) OBP: 0.351, SLG: 0.385										3	0	0	0	0	1	1				
33 Jason Varitek, S (1, 2) OBP: 0.325, SLG: 0.478										3	2	2	0	0	0	0				
22 Nick Green, R (1, 6) OBP: 0.341, SLG: 0.442										3	0	2	1	0	0	0				
Inning Stats	R: 0 E: 0 K: 0 S: 7	H: 0 LOB: 0 BB: 0 P: 12	R: 0 E: 0 K: 0 S: 12	H: 1 LOB: 1 BB: 0 P: 22	R: 0 E: 0 K: 0 S: 6	H: 0 LOB: 0 BB: 0 P: 8	R: 0 E: 0 K: 1 S: 10	H: 0 LOB: 1 BB: 1 P: 19	R: 1 E: 0 K: 0 S: 16	H: 2 LOB: 1 BB: 0 P: 25	R: 1 E: 0 K: 0 S: 10	H: 2 LOB: 1 BB: 0 P: 14	R: 1 E: 1 K: 1 S: 13	H: 2 LOB: 2 BB: 1 P: 26	R: 0 E: 0 K: 0 S: 5	H: 0 LOB: 0 BB: 0 P: 8	1B: 2 2B: 5 3B: 0 HR: 0	SF: 0 SAC: 0 DP: 0 HBP: 0	WP: 1 PB: 0 SB: 0 CS: 0	PA: 33
PITCHER 32 Derek Lowe, R (1, 1) ERA: 4.09 30 Jeff Bennett, R (7, 1) ERA: 2.79 34 Eric O'Flaherty, L (8, 1) ERA: 3.91	IP: 6.1 WLS: L BF: 27	H: 7 R: 3 ER: 3 SO: 2	BB: 1 IBB: 0 HBP: 0 BLK: 0	WP: 1 HR: 0 S: 67 P: 110	ERA: 4.26 WHIP: 1.263	PITCHER														

Batter	1	2	3	4	5	6	7	8	9	AB	R	H	RBI	BB	SO	LOB	TOP								
13 Nate McLouth, L OBP: 0.346, SLG: 0.468										4	1	2	1	1	0	1	Atlanta Braves @ Boston Red Sox Fenway Park, Boston, MA Sun Jun 21 2009, 1:35 PM EDT Att: 37,243 - Drizzzie - 63 F								
19 Yunel Escobar, R OBP: 0.351, SLG: 0.436									5	1	3	0	0	0	2										
10 Chipper Jones, S OBP: 0.412, SLG: 0.490									3	0	0	0	0	1	3										
2 Kelly Johnson, L OBP: 0.292, SLG: 0.380									2	1	1	0	0	0	2										
16 Brian McCann, L OBP: 0.418, SLG: 0.518									4	0	1	2	1	0	2										
18 Garret Anderson, L OBP: 0.313, SLG: 0.385									4	1	2	1	0	0	1										
23 Matt Diaz, R OBP: 0.345, SLG: 0.427									1	0	0	0	0	1	3										
22 Casey Kotchman, L OBP: 0.326, SLG: 0.381									4	0	0	0	0	0	3										
14 Martin Prado, R OBP: 0.344, SLG: 0.445									4	1	3	0	0	1	0										
8 David Ross, R OBP: 0.402, SLG: 0.551									4	0	1	0	0	0	5										
1 Grégor Blanco, L OBP: 0.176, SLG: 0.067									4	0	1	1	0	0	2										
Inning Stats	R: 2 H: 3 E: 0 K: 1 S: 18	H: 3 LOB: 1 BB: 0 P: 25	R: 0 H: 1 E: 0 K: 0 S: 9	H: 1 LOB: 1 BB: 0 P: 10	R: 0 H: 1 E: 0 K: 0 S: 7	H: 1 LOB: 0 BB: 0 P: 13	R: 0 H: 0 E: 0 K: 1 S: 9	H: 0 LOB: 0 BB: 0 P: 10	R: 0 H: 1 E: 0 K: 0 S: 6	H: 0 LOB: 0 BB: 0 P: 7	R: 0 H: 0 E: 0 K: 0 S: 7	H: 0 LOB: 0 BB: 0 P: 9	R: 2 H: 4 E: 0 K: 0 S: 9	H: 4 LOB: 2 BB: 0 P: 12	R: 1 H: 3 E: 0 K: 0 S: 12	H: 3 LOB: 2 BB: 0 P: 19	R: 0 H: 1 E: 0 K: 1 S: 16	H: 1 LOB: 3 BB: 2 P: 28	1B: 11 2B: 3 3B: 0 HR: 0	SF: 0 SAC: 0 DP: 2 HBP: 0	WP: 0 PB: 0 SB: 0 CS: 0	PA: 41			
PITCHER	IP WLS BF H R ER SO BB IBB HBP BLK WP HR S P ERA WHIP	IP WLS BF H R ER SO BB IBB HBP BLK WP HR S P ERA WHIP	IP WLS BF H R ER SO BB IBB HBP BLK WP HR S P ERA WHIP	IP WLS BF H R ER SO BB IBB HBP BLK WP HR S P ERA WHIP	IP WLS BF H R ER SO BB IBB HBP BLK WP HR S P ERA WHIP	IP WLS BF H R ER SO BB IBB HBP BLK WP HR S P ERA WHIP	IP WLS BF H R ER SO BB IBB HBP BLK WP HR S P ERA WHIP	IP WLS BF H R ER SO BB IBB HBP BLK WP HR S P ERA WHIP	IP WLS BF H R ER SO BB IBB HBP BLK WP HR S P ERA WHIP	IP WLS BF H R ER SO BB IBB HBP BLK WP HR S P ERA WHIP	IP WLS BF H R ER SO BB IBB HBP BLK WP HR S P ERA WHIP	IP WLS BF H R ER SO BB IBB HBP BLK WP HR S P ERA WHIP	IP WLS BF H R ER SO BB IBB HBP BLK WP HR S P ERA WHIP	IP WLS BF H R ER SO BB IBB HBP BLK WP HR S P ERA WHIP	IP WLS BF H R ER SO BB IBB HBP BLK WP HR S P ERA WHIP	IP WLS BF H R ER SO BB IBB HBP BLK WP HR S P ERA WHIP	IP WLS BF H R ER SO BB IBB HBP BLK WP HR S P ERA WHIP	IP WLS BF H R ER SO BB IBB HBP BLK WP HR S P ERA WHIP	IP WLS BF H R ER SO BB IBB HBP BLK WP HR S P ERA WHIP	IP WLS BF H R ER SO BB IBB HBP BLK WP HR S P ERA WHIP	IP WLS BF H R ER SO BB IBB HBP BLK WP HR S P ERA WHIP	IP WLS BF H R ER SO BB IBB HBP BLK WP HR S P ERA WHIP	IP WLS BF H R ER SO BB IBB HBP BLK WP HR S P ERA WHIP	IP WLS BF H R ER SO BB IBB HBP BLK WP HR S P ERA WHIP	IP WLS BF H R ER SO BB IBB HBP BLK WP HR S P ERA WHIP

AB	39
R	5
H	14
RBI	5
BB	2
SO	3
LOB	24



Batter	1	2	3	4	5	6	7	8	9	AB	R	H	RBI	BB	SO	LOB	BOTTOM								
15 Dustin Pedroia, R OBP: 0.373, SLG: 0.372									4	1	1	0	0	0	3	Atlanta Braves @ Boston Red Sox Fenway Park, Boston, MA Sun Jun 21 2009, 1:35 PM EDT Att: 37,243 - Drizzzie - 63 F									
7 J.D. Drew, L OBP: 0.386, SLG: 0.485									4	0	1	1	0	2	1										
20 Kevin Youkilis, R OBP: 0.444, SLG: 0.585									4	1	1	0	0	1	2										
44 Jason Bay, R OBP: 0.393, SLG: 0.577									2	0	0	1	1	2	2										
34 David Ortiz, L OBP: 0.310, SLG: 0.370									4	2	2	2	0	2	1										
11 Mark Kotsay, L OBP: 0.286, SLG: 0.370									4	0	2	0	0	0	1										
2 Jacoby Ellsbury, L OBP: 0.349, SLG: 0.383									4	0	1	0	0	1	2										
22 Nick Green, R OBP: 0.345, SLG: 0.459									3	1	1	1	0	0	1										
16 George Kottaras, L OBP: 0.310, SLG: 0.393									2	1	1	1	0	0	0										
Inning Stats	R: 3 H: 3 E: 1 K: 1 S: 19	H: 3 LOB: 1 BB: 0 P: 31	R: 0 H: 0 E: 0 K: 0 S: 8	H: 0 LOB: 0 BB: 0 P: 11	R: 0 H: 1 E: 0 K: 1 S: 9	H: 1 LOB: 1 BB: 0 P: 15	R: 0 H: 2 E: 0 K: 0 S: 11	H: 2 LOB: 2 BB: 0 P: 18	R: 0 H: 0 E: 0 K: 3 S: 9	H: 0 LOB: 0 BB: 1 P: 13	R: 0 H: 1 E: 0 K: 1 S: 9	H: 1 LOB: 1 BB: 0 P: 12	R: 1 H: 2 E: 0 K: 1 S: 14	H: 2 LOB: 1 BB: 0 P: 22	R: 0 H: 0 E: 0 K: 1 S: 8		H: 0 LOB: 0 BB: 0 P: 10	R: 1 H: 1 E: 0 K: 0 S: 1	H: 1 LOB: 0 BB: 0 P: 1	1B: 6 2B: 3 3B: 0 HR: 2	SF: 2 SAC: 0 DP: 2 HBP: 1	WP: 0 PB: 0 SB: 1 CS: 1	PA: 35		
PITCHER	IP WLS BF H R ER SO BB IBB HBP BLK WP HR S P ERA WHIP	IP WLS BF H R ER SO BB IBB HBP BLK WP HR S P ERA WHIP	IP WLS BF H R ER SO BB IBB HBP BLK WP HR S P ERA WHIP	IP WLS BF H R ER SO BB IBB HBP BLK WP HR S P ERA WHIP	IP WLS BF H R ER SO BB IBB HBP BLK WP HR S P ERA WHIP	IP WLS BF H R ER SO BB IBB HBP BLK WP HR S P ERA WHIP	IP WLS BF H R ER SO BB IBB HBP BLK WP HR S P ERA WHIP	IP WLS BF H R ER SO BB IBB HBP BLK WP HR S P ERA WHIP	IP WLS BF H R ER SO BB IBB HBP BLK WP HR S P ERA WHIP	IP WLS BF H R ER SO BB IBB HBP BLK WP HR S P ERA WHIP	IP WLS BF H R ER SO BB IBB HBP BLK WP HR S P ERA WHIP	IP WLS BF H R ER SO BB IBB HBP BLK WP HR S P ERA WHIP	IP WLS BF H R ER SO BB IBB HBP BLK WP HR S P ERA WHIP	IP WLS BF H R ER SO BB IBB HBP BLK WP HR S P ERA WHIP	IP WLS BF H R ER SO BB IBB HBP BLK WP HR S P ERA WHIP	IP WLS BF H R ER SO BB IBB HBP BLK WP HR S P ERA WHIP	IP WLS BF H R ER SO BB IBB HBP BLK WP HR S P ERA WHIP	IP WLS BF H R ER SO BB IBB HBP BLK WP HR S P ERA WHIP	IP WLS BF H R ER SO BB IBB HBP BLK WP HR S P ERA WHIP	IP WLS BF H R ER SO BB IBB HBP BLK WP HR S P ERA WHIP	IP WLS BF H R ER SO BB IBB HBP BLK WP HR S P ERA WHIP	IP WLS BF H R ER SO BB IBB HBP BLK WP HR S P ERA WHIP	IP WLS BF H R ER SO BB IBB HBP BLK WP HR S P ERA WHIP	IP WLS BF H R ER SO BB IBB HBP BLK WP HR S P ERA WHIP	IP WLS BF H R ER SO BB IBB HBP BLK WP HR S P ERA WHIP

AB	31
R	6
H	10
RBI	6
BB	1
SO	8
LOB	13



Batter	1	2	3	4	5	6	7	8	9	AB	R	H	RBI	BB	SO	LOB	TOP			
2 Ryan Theriot, R OBP: 0.340, SLG: 0.420										5	0	2	0	0	1	2	Chicago Cubs @ Atlanta Braves Turner Field, Atlanta, GA Mon Jun 22 2009, 7:10 PM EDT Att: 31,701 - Cloudy - 77 F			
1 Kosuke Fukudome, L OBP: 0.397, SLG: 0.422										3	0	0	0	2	1	3				
5 Jake Fox, R OBP: 0.333, SLG: 0.423										5	0	2	0	0	1	3				
25 Derrek Lee, R OBP: 0.361, SLG: 0.493										4	0	1	0	0	0	3				
6 Micah Hoffpauir, L OBP: 0.305, SLG: 0.445										4	0	1	0	0	1	2				
18 Geovany Soto, R OBP: 0.341, SLG: 0.353										4	0	1	0	0	2	0				
17 Mike Fontenot, L OBP: 0.321, SLG: 0.381										3	0	1	0	1	0	0				
13 Andrés Blanco, S OBP: 0.351, SLG: 0.302										4	0	2	0	0	0	4				
46 Ryan Dempster, R OBP: 0.147, SLG: 0.125										2	0	0	0	0	2	1				
45 Sean Marshall, L OBP: 0.231, SLG: 0.231										0	0	0	0	0	0	0				
22 Kevin Hart, R OBP: 0.351, SLG: 0.395										0	0	0	0	0	0	0				
21 Milton Bradley, S OBP: 0.351, SLG: 0.395										1	0	0	0	0	1	1				
Inning Stats	R: 0 E: 0 K: 1 S: 10	H: 3 LOB: 2 BB: 0 P: 16	R: 0 E: 0 K: 1 S: 9	H: 1 LOB: 1 BB: 0 P: 12	R: 0 E: 0 K: 1 S: 9	H: 1 LOB: 1 BB: 0 P: 12	R: 0 E: 0 K: 1 S: 9	H: 0 LOB: 0 BB: 0 P: 11	R: 0 E: 0 K: 0 S: 11	H: 2 LOB: 3 BB: 1 P: 17	R: 0 E: 0 K: 0 S: 16	H: 1 LOB: 2 BB: 1 P: 23	R: 0 E: 0 K: 1 S: 12	H: 0 LOB: 0 BB: 0 P: 14	R: 0 E: 0 K: 3 S: 13	H: 1 LOB: 2 BB: 1 P: 20	1B: 10 2B: 5 3B: 0 HR: 0	SF: 0 SAC: 1 DP: 1 HBP: 0	WP: 0 PA: 39 PB: 0 SB: 0 CS: 0	
PITCHER	IP WLS BF H R ER SO	IP WLS BF H R ER SO	IP WLS BF H R ER SO	IP WLS BF H R ER SO	IP WLS BF H R ER SO	IP WLS BF H R ER SO	IP WLS BF H R ER SO	IP WLS BF H R ER SO	IP WLS BF H R ER SO	IP WLS BF H R ER SO	IP WLS BF H R ER SO	IP WLS BF H R ER SO	IP WLS BF H R ER SO	IP WLS BF H R ER SO	IP WLS BF H R ER SO	IP WLS BF H R ER SO	ERA WHIP	ERA WHIP	ERA WHIP	
33 Javier Vazquez, R ERA: 3.18	(1, 1) 6.2 W 30 9 0 0 0 5	(1, 1) 6.2 W 30 9 0 0 0 5	(1, 1) 6.2 W 30 9 0 0 0 5	(1, 1) 6.2 W 30 9 0 0 0 5	(1, 1) 6.2 W 30 9 0 0 0 5	(1, 1) 6.2 W 30 9 0 0 0 5	(1, 1) 6.2 W 30 9 0 0 0 5	(1, 1) 6.2 W 30 9 0 0 0 5	(1, 1) 6.2 W 30 9 0 0 0 5	(1, 1) 6.2 W 30 9 0 0 0 5	(1, 1) 6.2 W 30 9 0 0 0 5	(1, 1) 6.2 W 30 9 0 0 0 5	(1, 1) 6.2 W 30 9 0 0 0 5	(1, 1) 6.2 W 30 9 0 0 0 5	(1, 1) 6.2 W 30 9 0 0 0 5	(1, 1) 6.2 W 30 9 0 0 0 5	0.00	1.650	0.00	1.650
58 Peter Moylan, R ERA: 4.73	(7, 1) 0.1 H 1 0 0 0 0 0	(7, 1) 0.1 H 1 0 0 0 0 0	(7, 1) 0.1 H 1 0 0 0 0 0	(7, 1) 0.1 H 1 0 0 0 0 0	(7, 1) 0.1 H 1 0 0 0 0 0	(7, 1) 0.1 H 1 0 0 0 0 0	(7, 1) 0.1 H 1 0 0 0 0 0	(7, 1) 0.1 H 1 0 0 0 0 0	(7, 1) 0.1 H 1 0 0 0 0 0	(7, 1) 0.1 H 1 0 0 0 0 0	(7, 1) 0.1 H 1 0 0 0 0 0	(7, 1) 0.1 H 1 0 0 0 0 0	(7, 1) 0.1 H 1 0 0 0 0 0	(7, 1) 0.1 H 1 0 0 0 0 0	(7, 1) 0.1 H 1 0 0 0 0 0	(7, 1) 0.1 H 1 0 0 0 0 0	0.00	0.000	0.00	0.000
51 Michael Gonzalez, L ERA: 2.15	(8, 1) 1.0 H 3 0 0 0 0 1	(8, 1) 1.0 H 3 0 0 0 0 1	(8, 1) 1.0 H 3 0 0 0 0 1	(8, 1) 1.0 H 3 0 0 0 0 1	(8, 1) 1.0 H 3 0 0 0 0 1	(8, 1) 1.0 H 3 0 0 0 0 1	(8, 1) 1.0 H 3 0 0 0 0 1	(8, 1) 1.0 H 3 0 0 0 0 1	(8, 1) 1.0 H 3 0 0 0 0 1	(8, 1) 1.0 H 3 0 0 0 0 1	(8, 1) 1.0 H 3 0 0 0 0 1	(8, 1) 1.0 H 3 0 0 0 0 1	(8, 1) 1.0 H 3 0 0 0 0 1	(8, 1) 1.0 H 3 0 0 0 0 1	(8, 1) 1.0 H 3 0 0 0 0 1	(8, 1) 1.0 H 3 0 0 0 0 1	0.00	0.000	0.00	0.000
Rafael Soriano, R ERA: 1.38	(9, 1) 1.0 S 5 1 0 0 0 3	(9, 1) 1.0 S 5 1 0 0 0 3	(9, 1) 1.0 S 5 1 0 0 0 3	(9, 1) 1.0 S 5 1 0 0 0 3	(9, 1) 1.0 S 5 1 0 0 0 3	(9, 1) 1.0 S 5 1 0 0 0 3	(9, 1) 1.0 S 5 1 0 0 0 3	(9, 1) 1.0 S 5 1 0 0 0 3	(9, 1) 1.0 S 5 1 0 0 0 3	(9, 1) 1.0 S 5 1 0 0 0 3	(9, 1) 1.0 S 5 1 0 0 0 3	(9, 1) 1.0 S 5 1 0 0 0 3	(9, 1) 1.0 S 5 1 0 0 0 3	(9, 1) 1.0 S 5 1 0 0 0 3	(9, 1) 1.0 S 5 1 0 0 0 3	(9, 1) 1.0 S 5 1 0 0 0 3	0.00	2.000	0.00	2.000

Batter	1	2	3	4	5	6	7	8	9	AB	R	H	RBI	BB	SO	LOB	BOTTOM			
13 Nate McLouth, L OBP: 0.348, SLG: 0.473										4	1	2	1	0	1	0	Chicago Cubs @ Atlanta Braves Turner Field, Atlanta, GA Mon Jun 22 2009, 7:10 PM EDT Att: 31,701 - Cloudy - 77 F			
2 Kelly Johnson, L OBP: 0.297, SLG: 0.378										1	0	0	0	2	0	0				
14 Martin Prado, R OBP: 0.348, SLG: 0.450										1	0	1	0	0	0	0				
10 Chipper Jones, S OBP: 0.413, SLG: 0.495										2	0	1	1	1	1	2				
16 Brian McCann, L OBP: 0.409, SLG: 0.506										4	0	0	0	0	1	4				
18 Garret Anderson, L OBP: 0.317, SLG: 0.394										4	0	2	0	0	0	0				
Rafael Soriano, R ERA: 1.38										0	0	0	0	0	0	0				
22 Casey Ketchman, L OBP: 0.324, SLG: 0.376										3	0	0	0	1	0	2				
7 Jeff Francoeur, R OBP: 0.284, SLG: 0.340										4	0	2	0	0	0	1				
27 Diory Hernandez, R OBP: 0.167, SLG: 0.147										3	1	0	0	1	1	5				
33 Javier Vazquez, R OBP: 0.107, SLG: 0.148										1	0	0	0	0	1	0				
58 Peter Moylan, R ERA: 4.73										0	0	0	0	0	0	0				
1 Gregor Blanco, L OBP: 0.187, SLG: 0.063										1	0	0	0	0	1	0				
51 Michael Gonzalez, R ERA: 4.29										0	0	0	0	0	0	0				
23 Matt Diaz, R OBP: 0.345, SLG: 0.427										0	0	0	0	0	0	0				
Inning Stats	R: 0 E: 0 K: 1 S: 8	H: 0 LOB: 1 BB: 1 P: 16	R: 0 E: 0 K: 0 S: 7	H: 0 LOB: 0 BB: 0 P: 10	R: 1 E: 0 K: 1 S: 14	H: 1 LOB: 2 BB: 2 P: 27	R: 0 E: 0 K: 2 S: 14	H: 2 LOB: 2 BB: 0 P: 19	R: 0 E: 0 K: 1 S: 11	H: 1 LOB: 1 BB: 1 P: 19	R: 0 E: 0 K: 0 S: 11	H: 2 LOB: 1 BB: 0 P: 14	R: 1 E: 0 K: 1 S: 11	H: 2 LOB: 1 BB: 0 P: 15	R: 0 E: 0 K: 0 S: 8	H: 0 LOB: 1 BB: 1 P: 16	1B: 4 2B: 5 3B: 0 HR: 0	SF: 1 SAC: 1 DP: 2 HBP: 0	WP: 0 PA: 35 PB: 0 SB: 1 CS: 1	
PITCHER	IP WLS BF H R ER SO	IP WLS BF H R ER SO	IP WLS BF H R ER SO	IP WLS BF H R ER SO	IP WLS BF H R ER SO	IP WLS BF H R ER SO	IP WLS BF H R ER SO	IP WLS BF H R ER SO	IP WLS BF H R ER SO	IP WLS BF H R ER SO	IP WLS BF H R ER SO	IP WLS BF H R ER SO	IP WLS BF H R ER SO	IP WLS BF H R ER SO	IP WLS BF H R ER SO	IP WLS BF H R ER SO	ERA WHIP	ERA WHIP	ERA WHIP	
46 Ryan Dempster, R ERA: 3.83	(1, 1) 6.2 L 30 8 2 2 2 6	(1, 1) 6.2 L 30 8 2 2 2 6	(1, 1) 6.2 L 30 8 2 2 2 6	(1, 1) 6.2 L 30 8 2 2 2 6	(1, 1) 6.2 L 30 8 2 2 2 6	(1, 1) 6.2 L 30 8 2 2 2 6	(1, 1) 6.2 L 30 8 2 2 2 6	(1, 1) 6.2 L 30 8 2 2 2 6	(1, 1) 6.2 L 30 8 2 2 2 6	(1, 1) 6.2 L 30 8 2 2 2 6	(1, 1) 6.2 L 30 8 2 2 2 6	(1, 1) 6.2 L 30 8 2 2 2 6	(1, 1) 6.2 L 30 8 2 2 2 6	(1, 1) 6.2 L 30 8 2 2 2 6	(1, 1) 6.2 L 30 8 2 2 2 6	(1, 1) 6.2 L 30 8 2 2 2 6	2.70	1.800	2.70	1.800
45 Sean Marshall, L ERA: 4.29	(7, 1) 0.1 1 0 0 0 0 0	(7, 1) 0.1 1 0 0 0 0 0	(7, 1) 0.1 1 0 0 0 0 0	(7, 1) 0.1 1 0 0 0 0 0	(7, 1) 0.1 1 0 0 0 0 0	(7, 1) 0.1 1 0 0 0 0 0	(7, 1) 0.1 1 0 0 0 0 0	(7, 1) 0.1 1 0 0 0 0 0	(7, 1) 0.1 1 0 0 0 0 0	(7, 1) 0.1 1 0 0 0 0 0	(7, 1) 0.1 1 0 0 0 0 0	(7, 1) 0.1 1 0 0 0 0 0	(7, 1) 0.1 1 0 0 0 0 0	(7, 1) 0.1 1 0 0 0 0 0	(7, 1) 0.1 1 0 0 0 0 0	(7, 1) 0.1 1 0 0 0 0 0	0.00	0.000	0.00	0.000
22 Kevin Hart, R ERA: 4.29	(8, 1) 1.0 4 0 0 0 0 0	(8, 1) 1.0 4 0 0 0 0 0	(8, 1) 1.0 4 0 0 0 0 0	(8, 1) 1.0 4 0 0 0 0 0	(8, 1) 1.0 4 0 0 0 0 0	(8, 1) 1.0 4 0 0 0 0 0	(8, 1) 1.0 4 0 0 0 0 0	(8, 1) 1.0 4 0 0 0 0 0	(8, 1) 1.0 4 0 0 0 0 0	(8, 1) 1.0 4 0 0 0 0 0	(8, 1) 1.0 4 0 0 0 0 0	(8, 1) 1.0 4 0 0 0 0 0	(8, 1) 1.0 4 0 0 0 0 0	(8, 1) 1.0 4 0 0 0 0 0	(8, 1) 1.0 4 0 0 0 0 0	(8, 1) 1.0 4 0 0 0 0 0	0.00	1.000	0.00	1.000

Chicago Cubs @ Atlanta Braves
Turner Field, Atlanta, GA
Mon Jun 22 2009, 7:10 PM EDT
Att: 31,701 - Cloudy - 77 F

AB	35
R	0
H	10
RBI	0
BB	3
SO	9
LOB	19



Chicago Cubs @ Atlanta Braves
Turner Field, Atlanta, GA
Mon Jun 22 2009, 7:10 PM EDT
Att: 31,701 - Cloudy - 77 F

AB	28
----	----

Batter	1	2	3	4	5	6	7	8	9	AB R H RBI BB SO LOB	TOP											
2 Derek Jeter, R OBP: 0.369, SLG: 0.445	F9			G6-3		K			FC6-2	5 2 1 0 0 1 2	New York Yankees @ Atlanta Braves Turner Field, Atlanta, GA Wed Jun 24 2009, 7:00 PM EDT Att: 42,315 - Partly Cloudy - 91 F											
18 Johnny Damon, L OBP: 0.361, SLG: 0.523	F9			F9		K				5 2 3 1 0 0 0												
25 Mark Teixeira, S OBP: 0.389, SLG: 0.595	K			K						4 1 2 1 1 2 0												
13 Alex Rodriguez, R OBP: 0.369, SLG: 0.441	F8			G6-3						3 1 1 2 2 0 0												
24 Robinson Canó, L OBP: 0.336, SLG: 0.488	F7			F7		G4-3				4 0 0 0 1 0 4												
33 Nick Swisher, S OBP: 0.374, SLG: 0.502 Brian Bruney, R	F8			K						4 1 1 2 0 1 1												
42 Mariano Rivera, R										0 0 0 0 0 0 0												
11 Brett Gardner, L OBP: 0.358, SLG: 0.393				G4-3						3 0 0 0 1 0 1												
29 Francisco Cervelli, R OBP: 0.313, SLG: 0.371				F9						3 1 1 1 1 0 0												
62 Joba Chamberlain, R 48 Phil Coke, L 53 Melky Cabrera, S	L1-6-3			L4		SH3-4				2 0 0 0 0 0 0												
Inning Stats	R: 0 E: 0 K: 1 S: 7	H: 0 LOB: 0 BB: 0 P: 9	R: 0 E: 0 K: 0 S: 11	H: 0 LOB: 0 BB: 0 P: 17	R: 0 E: 0 K: 0 S: 8	H: 0 LOB: 0 BB: 0 P: 11	R: 0 E: 0 K: 1 S: 5	H: 0 LOB: 0 BB: 0 P: 8	R: 0 E: 0 K: 0 S: 18	H: 0 LOB: 0 BB: 0 P: 14	R: 3 E: 0 K: 0 S: 18	H: 4 LOB: 0 BB: 2 P: 30	R: 1 E: 0 K: 1 S: 9	H: 1 LOB: 1 BB: 1 P: 16	R: 2 E: 1 K: 0 S: 11	H: 2 LOB: 1 BB: 1 P: 20	R: 2 E: 0 K: 0 S: 15	H: 3 LOB: 3 BB: 2 P: 31	1B: 6 2B: 2 3B: 0 HR: 2	SF: 0 SAC: 1 DP: 0 HBP: 0	WP: 2 PB: 0 SB: 1 CS: 0	PA: 42
PITCHER	IP WLS BF H R ER SO BB IBB HBP BLK WP HR S P ERA WHIP											IP WLS BF H R ER SO BB IBB HBP BLK WP HR S P ERA WHIP										
11 Kenshin Kawakami, R ERA: 4.25	3.0 0 9 0 0 0 1 0 0 0 0 0 0 0 26 37 0.00 0.000											11 Kenshin Kawakami, R ERA: 4.25										
54 Kris Medlen, R ERA: 6.38	2.2 L 12 3 3 3 2 2 0 0 0 0 0 1 23 45 10.12 1.875											54 Kris Medlen, R ERA: 6.38										
30 Jeff Bennett, R ERA: 3.18	1.1 7 2 1 1 1 1 0 0 0 0 0 1 16 23 6.75 2.250											30 Jeff Bennett, R ERA: 3.18										
34 Eric O'Flaherty, L ERA: 4.1	1.0 6 2 2 1 0 0 1 0 0 0 1 0 11 20 9.00 2.000											34 Eric O'Flaherty, L ERA: 4.1										
46 Manny Acosta, R ERA: 2.84	1.0 8 3 2 2 0 2 0 0 0 0 1 0 15 31 18.00 5.000											46 Manny Acosta, R ERA: 2.84										


Batter	1	2	3	4	5	6	7	8	9	AB R H RBI BB SO LOB	BOTTOM											
13 Nate McLouth, L OBP: 0.340, SLG: 0.466	G6-3					K			K	4 0 1 1 0 2 0	New York Yankees @ Atlanta Braves Turner Field, Atlanta, GA Wed Jun 24 2009, 7:00 PM EDT Att: 42,315 - Partly Cloudy - 91 F											
19 Yunel Escobar, R OBP: 0.347, SLG: 0.429	F9			F9						5 0 0 0 0 1 2												
10 Chipper Jones, S OBP: 0.416, SLG: 0.490	G3-1									3 1 2 0 1 0 0												
16 Brian McCann, L OBP: 0.413, SLG: 0.528				K		K				4 0 1 0 0 3 3												
18 Garret Anderson, L OBP: 0.309, SLG: 0.387	F8			K		F8				4 0 0 0 0 1 4												
22 Casey Kotchman, L OBP: 0.327, SLG: 0.374	P5			G4-3						3 1 1 0 1 0 2												
7 Jeff Francoeur, R OBP: 0.143, SLG: 0.143 46 Manny Acosta, R	P3									4 1 2 2 0 0 2												
2 Kelly Johnson, L OBP: 0.290, SLG: 0.368				G1-3		G6-3				3 1 0 0 0 1 2												
11 Kenshin Kawakami, R 27 Dicky Hernandez, R 54 Kris Medlen, S 30 Jeff Bennett, R 14 Martin Prado, R 1 Gregor Blanco, L 34 Eric O'Flaherty, L 23 Matt Diaz, R	G4-3									0 0 0 0 0 0 0												
Inning Stats	R: 0 E: 0 K: 0 S: 8	H: 0 LOB: 0 BB: 0 P: 12	R: 0 E: 0 K: 0 S: 9	H: 1 LOB: 0 BB: 0 P: 16	R: 0 E: 0 K: 0 S: 11	H: 1 LOB: 1 BB: 0 P: 15	R: 0 E: 0 K: 2 S: 11	H: 1 LOB: 0 BB: 0 P: 17	R: 1 E: 0 K: 2 S: 9	H: 1 LOB: 0 BB: 0 P: 16		R: 0 E: 0 K: 1 S: 9	H: 1 LOB: 1 BB: 0 P: 10	R: 2 E: 1 K: 0 S: 13	H: 2 LOB: 1 BB: 0 P: 16	R: 1 E: 0 K: 2 S: 20	H: 1 LOB: 2 BB: 2 P: 34	R: 0 E: 0 K: 3 S: 11	H: 0 LOB: 0 BB: 0 P: 15	1B: 6 2B: 1 3B: 0 HR: 1	SF: 0 SAC: 1 DP: 0 HBP: 0	WP: 0 PB: 0 SB: 0 CS: 0
PITCHER	IP WLS BF H R ER SO BB IBB HBP BLK WP HR S P ERA WHIP											IP WLS BF H R ER SO BB IBB HBP BLK WP HR S P ERA WHIP										
62 Joba Chamberlain, R ERA: 3.81	6.1 W 27 7 3 2 5 0 0 0 0 0 0 0 2 3 0.00 0.000											62 Joba Chamberlain, R ERA: 3.81										
48 Phil Coke, L ERA: 3.56	0.2 H 2 0 0 0 0 0 0 0 0 0 0 0 2 3 0.00 0.000											48 Phil Coke, L ERA: 3.56										
Brian Bruney, R ERA: 3.27	0.2 H 5 1 1 1 1 2 0 0 0 0 0 0 17 30 13.50 4.500											Brian Bruney, R ERA: 3.27										
42 Mariano Rivera, R ERA: 3.1	1.1 S 4 0 0 0 4 0 0 0 0 0 0 0 14 19 0.00 0.000											42 Mariano Rivera, R ERA: 3.1										

Batter	1	2	3	4	5	6	7	8	9	AB	R	H	RBI	BB	SO	LOB	TOP
2 Derek Jeter, R OBP: 0.377, SLG: 0.451										5	4	4	0	1	0	0	
18 Johnny Damon, L OBP: 0.370, SLG: 0.534										4	1	3	4	2	1	1	
25 Mark Teixeira, S OBP: 0.385, SLG: 0.583										5	0	0	0	1	1	7	
13 Alex Rodriguez, R OBP: 0.378, SLG: 0.466										5	2	3	4	1	1	2	
20 Jorge Posada, S OBP: 0.364, SLG: 0.503										4	1	1	0	2	0	4	
33 Nick Swisher, S OBP: 0.358, SLG: 0.390										6	0	1	0	0	2	5	
42 Mariano Rivera, R										6	1	2	0	0	1	5	
11 Brett Gardner, L OBP: 0.358, SLG: 0.390										5	2	2	2	0	0	3	
12 Cody Ransom, R OBP: 0.241, SLG: 0.345										2	0	0	0	0	1	1	
46 Andy Pettitte, L ERA: 4.53										18	13	16	0	0	0	0	
32 Derek Lowe, R ERA: 4.53										18	13	16	0	0	0	0	
54 Kris Medlen, R ERA: 5.12										18	13	16	0	0	0	0	
34 Eric O'Flaherty, L ERA: 3.95										18	13	16	0	0	0	0	
36 Boone Logan, L ERA: 13.5										18	13	16	0	0	0	0	
58 Peter Moylan, R ERA: 4.34										18	13	16	0	0	0	0	
13 Nate McLouth, L OBP: 0.338, SLG: 0.464										5	0	1	0	0	2	3	
14 Martin Prado, R OBP: 0.355, SLG: 0.452										5	1	2	0	0	0	3	
10 Chipper Jones, S OBP: 0.419, SLG: 0.488										3	1	1	0	2	1	2	
16 Brian McCann, L OBP: 0.412, SLG: 0.538										4	1	1	1	1	1	5	
19 Yunel Escobar, R OBP: 0.348, SLG: 0.432										5	0	2	3	0	1	1	
18 Garrett Anderson, L OBP: 0.311, SLG: 0.383										5	1	2	0	0	1	4	
7 Jeff Francoeur, R OBP: 0.286, SLG: 0.355										5	1	2	0	0	1	1	
22 Casey Kotchman, L OBP: 0.326, SLG: 0.377										4	1	1	2	0	2	1	
46 Manny Acosta, R										0	0	0	0	0	0	0	
1 Gregor Blanco, L OBP: 0.200, SLG: 0.111										1	0	1	0	0	0	0	
32 Derek Lowe, R ERA: 4.53										18	13	16	0	0	0	0	
54 Kris Medlen, R ERA: 5.12										18	13	16	0	0	0	0	
23 Matt Diaz, R ERA: 2.16										18	13	16	0	0	0	0	
34 Eric O'Flaherty, L ERA: 3.95										18	13	16	0	0	0	0	
33 Javier Vazquez, R ERA: 2.76										18	13	16	0	0	0	0	
36 Boone Logan, R ERA: 13.5										18	13	16	0	0	0	0	
58 Peter Moylan, R ERA: 4.34										18	13	16	0	0	0	0	
13 Nate McLouth, L OBP: 0.338, SLG: 0.464										5	0	1	0	0	2	3	
14 Martin Prado, R OBP: 0.355, SLG: 0.452										5	1	2	0	0	0	3	
10 Chipper Jones, S OBP: 0.419, SLG: 0.488										3	1	1	0	2	1	2	

Batter	1	2	3	4	5	6	7	8	9	AB	R	H	RBI	BB	SO	LOB	TOP							
15 Dustin Pedroia, R OBP: 0.367, SLG: 0.380	F7		G3		G4-6-3			F8		4	0	0	0	0	0	1								
7 J.D. Drew, L OBP: 0.380, SLG: 0.464	F9			F7		F9		F9		4	0	0	0	0	0	0								
20 Kevin Youkilis, R OBP: 0.443, SLG: 0.573				F9		F8			33 DI 33 1B	3	1	1	0	1	0	0								
44 Jason Bay, R OBP: 0.386, SLG: 0.566	F8			34 1B		K				4	0	1	0	0	2	2								
34 David Ortiz, L OBP: 0.315, SLG: 0.392					33 BB 1B		P6		G4-3	4	0	1	0	0	1	1								
33 Jason Varitek, S OBP: 0.332, SLG: 0.485				G1-3						3	0	2	1	1	0	0								
16 George Kottaras, L (8, PR) OBP: 0.289, SLG: 0.364										0	0	0	0	0	0	0								
2 Jacoby Ellsbury, L OBP: 0.345, SLG: 0.388										4	0	0	0	0	1	5								
22 Nick Green, R OBP: 0.332, SLG: 0.425										3	0	0	0	0	0	2								
36 Brad Penny, R OBP: 0.325, SLG: 0.395										2	0	0	0	0	0	0								
24 Takashi Saito, L OBP: 0.289, SLG: 0.364										0	0	0	0	0	0	0								
11 Mark Kotsay, L (8, PH) OBP: 0.325, SLG: 0.395										1	0	0	0	0	1	0								
51 Daniel Bard, R OBP: 0.289, SLG: 0.364										0	0	0	0	0	0	0								
Inning Stats	R: 0 H: 0 E: 0 K: 0 S: 11	H: 0 LOB: 1 BB: 1 P: 19	R: 0 H: 0 E: 0 K: 1 S: 10	H: 0 LOB: 0 BB: 0 P: 17	R: 0 H: 0 E: 0 K: 0 S: 8	H: 0 LOB: 0 BB: 0 P: 9	R: 0 H: 2 E: 0 K: 0 S: 15	H: 2 LOB: 3 BB: 1 P: 23	R: 0 H: 0 E: 1 K: 0 S: 9	H: 0 LOB: 0 BB: 0 P: 13	R: 0 H: 0 E: 0 K: 1 S: 10	H: 0 LOB: 0 BB: 0 P: 16	R: 0 H: 1 E: 1 K: 0 S: 9	H: 1 LOB: 1 BB: 0 P: 13	R: 0 H: 0 E: 0 K: 1 S: 7	H: 0 LOB: 0 BB: 0 P: 9	R: 1 H: 2 E: 0 K: 2 S: 15	H: 2 LOB: 1 BB: 0 P: 19	1B: 4 2B: 1 3B: 0 HR: 0	SF: 0 SAC: 0 DP: 2 HBP: 0	WP: 0 PB: 0 CS: 0	PA: 34		
PITCHER	IP	WLS	BF	H	R	ER	SO	BB	IBB	HBP	BLK	WP	HR	S	P	ERA	WHIP							
48 Tommy Hanson, R ERA: 2.48	6.0	W	22	2	0	0	2	2	0	0	0	0	0	63	97	0.00	0.667							
34 Eric O'Flaherty, L ERA: 3.86	0.1	H	3	1	0	0	0	0	0	0	0	0	0	8	11	0.00	3.000							
58 Peter Moylan, R ERA: 4.25	0.2	H	1	0	0	0	0	0	0	0	0	0	0	1	2	0.00	0.000							
Rafael Soriano, R ERA: 1.26	1.0	H	3	0	0	0	1	0	0	0	0	0	0	7	9	0.00	0.000							
51 Michael Gonzalez, L ERA: 2.25	1.0	S	5	2	1	1	2	0	0	0	0	0	0	15	19	9.00	2.000							

Boston Red Sox @ Atlanta Braves
Turner Field, Atlanta, GA
Sun Jun 28 2009, 1:30 PM EDT
Att: 41,463 - Partly Cloudy - 91 F


AB 32
R 1
H 5
RBI 1
BB 2
SO 5
LOB 11



Batter	1	2	3	4	5	6	7	8	9	AB	R	H	RBI	BB	SO	LOB	BOTTOM							
1 Grégor Blanco, L OBP: 0.207, SLG: 0.148	G5-3		E3	G3				K		4	0	0	0	0	1	2								
2 Kelly Johnson, L OBP: 0.288, SLG: 0.362	G4-3		FC2-6 10 G6-3 10 S		G1-3					3	0	0	0	1	0	1								
10 Chipper Jones, S OBP: 0.404, SLG: 0.480			G6-3		G3					4	1	1	1	0	0	2								
16 Brian McCann, L OBP: 0.405, SLG: 0.526			P5		P4					4	0	0	0	0	1	1								
18 Garret Anderson, L OBP: 0.312, SLG: 0.411										4	1	2	1	0	1	0								
22 Casey Ketchman, L OBP: 0.326, SLG: 0.379										4	0	1	0	0	0	1								
7 Jeff Francoeur, R OBP: 0.283, SLG: 0.347										2	0	1	0	0	0	1								
27 Diory Hernandez, R OBP: 0.167, SLG: 0.174										3	0	0	0	0	1	4								
48 Tommy Hanson, R ERA: 2.48										2	0	1	0	0	0	2								
34 Eric O'Flaherty, L ERA: 3.86										0	0	0	0	0	0	0								
58 Peter Moylan, R ERA: 4.25										0	0	0	0	0	0	0								
23 Matt Diaz, R OBP: 0.366, SLG: 0.493										1	0	0	0	0	0	0								
Rafael Soriano, R ERA: 1.26										0	0	0	0	0	0	0								
51 Michael Gonzalez, R ERA: 2.25										0	0	0	0	0	0	0								
Inning Stats	R: 1 H: 1 E: 0 K: 1 S: 15	H: 1 LOB: 0 BB: 0 P: 22	R: 0 H: 1 E: 0 K: 1 S: 12	H: 1 LOB: 2 BB: 0 P: 15	R: 0 H: 0 E: 1 K: 0 S: 6	H: 0 LOB: 1 BB: 0 P: 12	R: 1 H: 3 E: 0 K: 0 S: 22	H: 3 LOB: 2 BB: 0 P: 32	R: 0 H: 0 E: 0 K: 0 S: 5	H: 0 LOB: 0 BB: 0 P: 6	R: 0 H: 1 E: 0 K: 0 S: 13	H: 1 LOB: 1 BB: 0 P: 19	R: 0 H: 0 E: 0 K: 1 S: 10	H: 0 LOB: 1 BB: 1 P: 18	R: 0 H: 0 E: 0 K: 1 S: 10	H: 0 LOB: 0 BB: 0 P: 13	R: 0 H: 2 E: 0 K: 2 S: 10	H: 2 LOB: 2 SAC: 0 DP: 0 HBP: 1	WP: 0 PB: 0 CS: 0	PA: 33				
PITCHER	IP	WLS	BF	H	R	ER	SO	BB	IBB	HBP	BLK	WP	HR	S	P	ERA	WHIP							
36 Brad Penny, R ERA: 4.79	6.0	L	26	6	2	2	2	0	0	0	0	0	0	73	106	3.00	1.000							
24 Takashi Saito, R ERA: 2.96	1.0		4	0	0	0	1	1	0	0	0	0	0	10	18	0.00	1.000							
51 Daniel Bard, R ERA: 3.44	1.0		3	0	0	0	1	0	0	0	0	0	0	10	13	0.00	0.000							

Boston Red Sox @ Atlanta Braves
Turner Field, Atlanta, GA
Sun Jun 28 2009, 1:30 PM EDT
Att: 41,463 - Partly Cloudy - 91 F

AB 31
R 2
H 6
RBI 2
BB 1
SO 4
LOB 14



Batter	1	2	3	4	5	6	7	8	9	10	AB	R	H	RBI	BB	SO	LOB	TOP																	
11 Jimmy Rollins, S OBP: 0.250, SLG: 0.322											5	0	0	0	0	2	0	Philadelphia Phillies @ Atlanta Braves Turner Field, Atlanta, GA Tue Jun 30 2009, 7:00 PM EDT Att: 31,818 - Clear - 89 F																	
8 Shane Victorino, S OBP: 0.360, SLG: 0.441			 26 1B								5	1	1	0	0	0	0																		
26 Chase Utley, L OBP: 0.432, SLG: 0.567			 6 2B								5	1	2	1	0	0	0																		
6 Ryan Howard, L OBP: 0.331, SLG: 0.541			 6 2B						 28 1B		5	0	2	1	0	0	0																		
28 Jayson Werth, R OBP: 0.352, SLG: 0.487	 19 2B								 1-2f		4	0	0	0	1	1	3																		
19 Greg Dobbs, L OBP: 0.298, SLG: 0.434					 27 7B						2	0	1	0	1	0	0																		
40 John Mayberry Jr., R OBP: 0.275, SLG: 0.865											1	1	1	1	0	0	0																		
7 Pedro Feliz, R OBP: 0.340, SLG: 0.425											3	1	3	1	1	0	0																		
Carlos Ruiz, R OBP: 0.349, SLG: 0.378											4	0	0	0	0	0	6																		
16 J.C. Romero, S											0	0	0	0	0	0	0																		
61 Chan Ho Park, R OBP: 0.287, SLG: 0.333											0	0	0	0	0	0	0																		
56 Joe Blanton, R OBP: 0.200, SLG: 0.048											2	0	0	0	0	2	1																		
27 Chris Coste, R OBP: 0.349, SLG: 0.390											1	0	0	0	0	1	2																		
37 Chad Durbin, R OBP: 0.200, SLG: 0.200											0	0	0	0	0	0	0																		
46 Ryan Madson, L OBP: 0.200, SLG: 0.200											0	0	0	0	0	0	0																		
23 Paul Bako, L OBP: 0.250, SLG: 0.250											1	0	0	0	0	0	0																		
Inning Stats	R: 0 E: 0 K: 1 S: 10	H: 0 LOB: 0 BB: 0 P: 13	R: 0 E: 0 K: 0 S: 8	H: 1 LOB: 2 BB: 2 P: 18	R: 1 E: 0 K: 1 S: 19	H: 3 LOB: 2 BB: 0 P: 30	R: 0 E: 0 K: 1 S: 10	H: 1 LOB: 1 BB: 0 P: 11	R: 1 E: 0 K: 0 S: 9	H: 1 LOB: 0 BB: 0 P: 13	R: 0 E: 0 K: 0 S: 10	H: 0 LOB: 0 BB: 0 P: 6	R: 2 E: 0 K: 1 S: 11	H: 2 LOB: 0 BB: 0 P: 18	R: 0 E: 0 K: 1 S: 8	H: 0 LOB: 0 BB: 0 P: 16	R: 0 E: 0 K: 0 S: 8	H: 1 LOB: 0 BB: 0 P: 12	1B: 5 2B: 2 3B: 0 HR: 3	SF: 0 SAC: 0 DP: 2 HBP: 0	WP: 1 PB: 0 SB: 0 CS: 0	PA: 41													
PITCHER	IP 6.0	WLS 27	BF 27	H 7	R 2	ER 2	SO 4	BB 2	IBB 0	HBP 0	BLK 0	WP 1	HR 1	S 66	P 103	ERA 3.00	WHIP 1.500	PITCHER	IP 0.2	WLS 1	BF 1	H 0	R 0	ER 0	SO 0	BB 0	IBB 0	HBP 0	BLK 0	WP 0	HR 0	S 2	P 5	ERA 0.00	WHIP 0.000
32 Derek Lowe, R ERA: 4.44																		58 Peter Moylan, R ERA: 4.15																	
34 Eric O'Flaherty, L ERA: 3.72																																			
51 Michael Gonzalez, L ERA: 2.88																																			
Rafael Soriano, R ERA: 1.23																																			
36 Boone Logan, L ERA: 10.9																																			

Philadelphia Phillies @ Atlanta Braves
Turner Field, Atlanta, GA
Tue Jun 30 2009, 7:00 PM EDT
Att: 31,818 - Clear - 89 F

AB 38
R 4
H 10
RBI 4
BB 3
SO 6
LOB 12



Batter	1	2	3	4	5	6	7	8	9	10	AB	R	H	RBI	BB	SO	LOB	BOTTOM																	
1 Grégor Blanco, L OBP: 0.286, SLG: 0.281			 3B				 14 SH1-3 1B		 BB		5	2	3	0	1	0	2	Philadelphia Phillies @ Atlanta Braves Turner Field, Atlanta, GA Tue Jun 30 2009, 7:00 PM EDT Att: 31,818 - Clear - 89 F																	
14 Martín Prado, R OBP: 0.360, SLG: 0.474			 1B						 2B		5	1	4	4	0	0	0																		
10 Chipper Jones, S OBP: 0.404, SLG: 0.476					 7 G4-3 1B						4	1	1	0	1	1	2																		
16 Brian McCann, L OBP: 0.396, SLG: 0.513											5	0	0	0	0	0	5																		
18 Garrett Anderson, L ERA: 4.20					 22 BB 1B						4	0	1	0	0	1	1																		
19 Yunel Escobar, R OBP: 0.346, SLG: 0.426					 22 BB 1B						0	0	0	0	0	0	0																		
36 Boone Logan, R ERA: 10.9					 22 BB 1B						0	0	0	0	0	0	0																		
58 Peter Moylan, R					 22 BB 1B						0	0	0	0	0	0	0																		
22 Casey Kotchman, L OBP: 0.328, SLG: 0.377	 2B 1B		 SH5-3 7 1B		 BB						4	0	1	0	1	0	0																		
7 Jeff Francoeur, R OBP: 0.285, SLG: 0.351					 1B						5	0	2	1	0	0	2																		
27 Diory Hernandez, R OBP: 0.192, SLG: 0.167											2	0	0	0	2	1	0																		
32 Derek Lowe, R OBP: 0.214, SLG: 0.154											3	0	0	0	0	1	8																		
34 Eric O'Flaherty, L ERA: 2.84											0	0	0	0	0	0	0																		
23 Matt Diaz, R OBP: 0.352, SLG: 0.422											2	1	1	0	0	1	0																		
Inning Stats	R: 0 E: 0 K: 0 S: 9	H: 0 LOB: 0 BB: 0 P: 17	R: 0 E: 0 K: 1 S: 11	H: 2 LOB: 3 BB: 1 P: 21	R: 1 E: 0 K: 1 S: 11	H: 2 LOB: 1 BB: 0 P: 15	R: 0 E: 1 K: 1 S: 11	H: 1 LOB: 2 BB: 0 P: 18	R: 2 E: 0 K: 0 S: 11	H: 3 LOB: 3 BB: 2 P: 22	R: 0 E: 0 K: 0 S: 6	H: 1 LOB: 1 BB: 0 P: 11	R: 0 E: 0 K: 0 S: 11	H: 0 LOB: 0 BB: 0 P: 16	R: 1 E: 2 K: 1 S: 13	H: 1 LOB: 2 BB: 2 P: 25	R: 0 E: 0 K: 0 S: 6	H: 0 LOB: 0 BB: 0 P: 12	R: 1 E: 0 K: 1 S: 14	H: 3 LOB: 2 BB: 0 P: 19	1B: 9 2B: 1 3B: 1 HR: 1	SF: 0 SAC: 2 DP: 0 HBP: 0	WP: 0 PB: 0 SB: 0 CS: 0	PA: 47											
PITCHER	IP 5.0	WLS 27	BF 8	H 3	R 3	ER 3	SO 3	BB 1	IBB 2	HBP 0	BLK 0	WP 0	HR 1	S 53	P 93	ERA 5.40	WHIP 1.800	PITCHER	IP 2.0	WLS 7	BF 1	H 0	R 0	ER 0	SO 0	BB 0	IBB 0	HBP 0	BLK 0	WP 0	HR 0	S 17	P 27	ERA 0.00	WHIP 0.500
37 Chad Durbin, R ERA: 4.20																																			
46 Ryan Madson, R ERA: 2.84																																			
16 J.C. Romero, L ERA: 3.18																																			
61 Chan Ho Park, R ERA: 6.04																																			

Philadelphia Phillies @ Atlanta Braves
Turner Field, Atlanta, GA
Tue Jun 30 2009, 7:00 PM EDT
Att: 31,818 - Clear - 89 F

AB 40
R 5
H 13
RBI 5
BB 5
SO 5
LOB 20



Batter	1	2	3	4	5	6	7	8	9	AB	R	H	RBI	BB	SO	LOB	TOP					
11 Jimmy Rollins, S (1, 6) OBP: 0.250, SLG: 0.319	G4-3		BB		G4-3			F8		3	0	0	0	1	0	0	Philadelphia Phillies @ Atlanta Braves Turner Field, Atlanta, GA Wed Jul 01 2009, 7:00 PM EDT Att: 25,212 - Partly Cloudy - 91 F					
8 Shane Victorino, S (1, 8) OBP: 0.382, SLG: 0.440	K		BB			E4		1B		3	0	1	0	1	1	0						
26 Chase Utley, L (1, 4) OBP: 0.428, SLG: 0.560	F7		BB			P6		G6-4-3		3	0	0	0	0	0	3						
4 Eric Bruntlett, R (7, 4) OBP: 0.208, SLG: 0.194	F7		BB					G6-4-3		1	0	0	0	0	0	1						
6 Ryan Howard, L (1, 3) OBP: 0.328, SLG: 0.535	K				F7					3	0	0	0	0	1	1						
40 John Mayberry Jr., R (7, 7) OBP: 0.284, SLG: 0.590	K				F7					1	0	0	0	0	0	0						
28 Jayson Werth, R (1, 9) OBP: 0.363, SLG: 0.484	BB				F9					2	1	0	0	2	1	1						
19 Greg Dobbs, L (7, 3) OBP: 0.284, SLG: 0.418	F9				SF7					3	0	0	1	0	0	1						
7 Pedro Feliz, R (1, 5) OBP: 0.337, SLG: 0.420	FC5-4				F8					3	0	0	0	0	0	1						
23 Paul Bako, L (1, 2) OBP: 0.286, SLG: 0.286					F7					3	0	1	0	0	1	0						
35 Cole Hamels, L (1, 1) OBP: 0.100, SLG: 0.150										2	0	0	0	0	2	0						
52 Tyler Walker, R (5, 1) OBP: 0.426, SLG: 0.491	K									0	0	0	0	0	0	0						
12 Matt Stairs, L (7, PH) OBP: 0.426, SLG: 0.491	K									1	0	0	0	0	1	1						
53 Sergio Escalona, L (7, 1) OBP: 0.287, SLG: 0.361	K									0	0	0	0	0	0	0						
57 Jack Taschner, L (8, 1) OBP: 0.287, SLG: 0.361	K									0	0	0	0	0	0	0						
Inning Stats	R: 0 E: 0 K: 1 S: 7	H: 0 LOB: 0 BB: 0 P: 11	R: 0 E: 0 K: 1 S: 8	H: 0 LOB: 1 BB: 1 P: 15	R: 0 E: 0 K: 1 S: 10	H: 0 LOB: 2 BB: 2 P: 19	R: 1 E: 1 K: 0 S: 9	H: 0 LOB: 0 BB: 0 P: 16	R: 0 E: 0 K: 2 S: 8	H: 0 LOB: 0 BB: 0 P: 10	R: 0 E: 0 K: 0 S: 14	H: 0 LOB: 1 BB: 0 P: 18	R: 0 E: 0 K: 1 S: 7	H: 1 LOB: 1 BB: 0 P: 8	R: 0 E: 0 K: 0 S: 8	H: 1 LOB: 0 BB: 0 P: 9	R: 0 E: 0 K: 1 S: 7	H: 0 LOB: 0 BB: 0 P: 9	1B: 2 2B: 0 3B: 0 HR: 0	SF: 1 SAC: 0 DP: 1 HBP: 0	WP: 0 PB: 0 SB: 2 CS: 0	PA: 33
PITCHER	IP WLS BF H R ER SO BB IBB HBP BLK WP HR S P ERA WHIP																					
49 Jair Jurjens, R (1, 1) ERA: 2.73	7.0 W 27 1 1 0 6 4 0 0 0 0 0 0 63 97 0.00 0.714																					
54 Kris Medlen, R (8, 1) ERA: 5.89	1.0 3 1 0 0 0 0 0 0 0 0 0 0 8 9 0.00 1.000																					
46 Manny Acosta, R (9, 1) ERA: 2.3	1.0 3 0 0 0 0 1 0 0 0 0 0 0 7 9 0.00 0.000																					

Batter	1	2	3	4	5	6	7	8	9	AB	R	H	RBI	BB	SO	LOB	BOTTOM			
1 Grégor Blanco, L (1, 8) OBP: 0.300, SLG: 0.278	G6-3		1B			G1-3		G6-3		4	2	1	0	1	0	1	Philadelphia Phillies @ Atlanta Braves Turner Field, Atlanta, GA Wed Jul 01 2009, 7:00 PM EDT Att: 25,212 - Partly Cloudy - 91 F			
14 Martín Prado, R (1, 4) OBP: 0.368, SLG: 0.482	F8		1B			L4		1B		4	3	2	2	1	0	0				
10 Chipper Jones, S (1, 5) OBP: 0.406, SLG: 0.481	G5-3		2B			G6-3		1B		4	1	2	3	0	0	0				
54 Kris Medlen, R (8, 1) OBP: 0.349, SLG: 0.432			1B					1B		0	0	0	0	0	0	0				
19 Yunel Escobar, R (8, PH) OBP: 0.349, SLG: 0.432			1B					1B		1	0	1	1	0	0	0				
46 Manny Acosta, R (9, 1) OBP: 0.349, SLG: 0.432			1B					1B		0	0	0	0	0	0	0				
16 Brian McCann, L (1, 2) OBP: 0.396, SLG: 0.510	F8		F7							5	1	2	2	0	1	1				
23 Matt Diaz, R (1, 7) OBP: 0.360, SLG: 0.451	F8		1B							5	1	3	2	0	1	2				
22 Casey Kotchman, L (1, 3) OBP: 0.327, SLG: 0.372			BB			G4-3				3	0	0	0	1	0	3				
7 Jeff Francoeur, R (1, 9) OBP: 0.285, SLG: 0.350	P3									4	0	1	0	0	1	2				
27 Diory Hernandez, R (1, 6) OBP: 0.196, SLG: 0.231			P3			G6-4-3				4	2	1	1	0	0	1				
49 Jair Jurjens, R (1, 1) ERA: 4.98			1B							3	1	1	0	0	1	0				
2 Kelly Johnson, L (8, 4) OBP: 0.287, SLG: 0.361			1B							1	0	0	0	0	1	1				
Inning Stats	R: 0 E: 0 K: 0 S: 8	H: 0 LOB: 0 BB: 0 P: 14	R: 0 E: 0 K: 0 S: 8	H: 0 LOB: 1 BB: 1 P: 16	R: 3 E: 0 K: 0 S: 24	H: 5 LOB: 2 BB: 0 P: 33	R: 0 E: 0 K: 1 S: 7	H: 1 LOB: 0 BB: 0 P: 11	R: 6 E: 0 K: 1 S: 22	H: 5 LOB: 0 BB: 1 P: 32	R: 0 E: 0 K: 0 S: 6	H: 0 LOB: 0 BB: 0 P: 11	R: 0 E: 0 K: 1 S: 9	H: 1 LOB: 1 BB: 0 P: 12	R: 2 E: 1 K: 2 S: 14	H: 2 LOB: 2 BB: 1 P: 21	1B: 10 2B: 2 3B: 0 HR: 2	SF: 0 SAC: 0 DP: 1 HBP: 0	WP: 0 PB: 0 SB: 0 CS: 0	PA: 41
PITCHER	IP WLS BF H R ER SO BB IBB HBP BLK WP HR S P ERA WHIP																			
35 Cole Hamels, L (1, 1) ERA: 4.98	4.0 L 22 2 2 2 1 0 0 0 0 0 0 2 20 29 9.00 1.000																			
52 Tyler Walker, R (5, 1) ERA: 2.0	2.0 8 2 2 2 1 0 0 0 0 0 0 2 20 29 9.00 1.000																			
53 Sergio Escalona, L (7, 1) ERA: 2.84	1.0 4 1 0 0 0 1 0 0 0 0 0 0 9 12 0.00 1.000																			
57 Jack Taschner, L (8, 1) ERA: 5.2	1.0 7 2 2 0 2 1 0 0 0 0 0 0 14 21 0.00 3.000																			


Batter	1	2	3	4	5	6	7	8	9	AB	R	H	RBI	BB	SO	LOB	TOP					
11 Jimmy Rollins, S OBP: 0.253, SLG: 0.322	G3		FC6 1B		1-2 1B		G4-3			4	0	2	0	0	0	0	Philadelphia Phillies @ Atlanta Braves Turner Field, Atlanta, GA Thu Jul 02 2009, 7:00 PM EDT Att: 38,254 - Partly Cloudy - 87 F					
8 Shane Victorino, S OBP: 0.260, SLG: 0.441	K		FC6		L6					4	0	1	0	0	1	3						
26 Chase Utley, L OBP: 0.426, SLG: 0.556	K			G5-3		19 2B 1B	F8			4	1	1	0	0	1	1						
6 Ryan Howard, L OBP: 0.327, SLG: 0.532		K			F7 1B		F9			4	0	1	0	0	1	1						
28 Javson Werth, R OBP: 0.365, SLG: 0.480		G3-1			F7 1B	19 2B 7 G6-3 HBP		7 E 7 S 2-1 BB		2	1	0	0	0	1	0						
19 Greg Dobbs, L OBP: 0.297, SLG: 0.451					G3-1					3	0	2	1	0	0	1						
40 John Mayberry Jr., R OBP: 0.282, SLG: 0.575										1	0	0	0	0	1	1						
7 Pedro Feliz, R OBP: 0.332, SLG: 0.414										4	0	0	1	0	1	2						
Carlos Ruiz, R OBP: 0.343, SLG: 0.371										3	0	0	0	0	1	1						
23 Paul Bako, L OBP: 0.250, SLG: 0.250			L6							1	0	0	0	0	0	0						
43 J.A. Happ, L OBP: 0.071, SLG: 0.071										3	0	1	0	0	1	0						
46 Ryan Madson, L OBP: 0.420, SLG: 0.482										0	0	0	0	0	0	0						
12 Matt Stinson, L OBP: 0.420, SLG: 0.482										1	0	0	0	0	0	0						
Inning Stats	R: 0 E: 0 K: 2 S: 10	H: 0 LOB: 0 BB: 0 P: 12	R: 0 E: 0 K: 2 S: 14	H: 1 LOB: 1 BB: 0 P: 23	R: 0 E: 0 K: 0 S: 7	H: 1 LOB: 1 BB: 0 P: 12	R: 0 E: 0 K: 0 S: 14	H: 1 LOB: 1 BB: 0 P: 20	R: 0 E: 0 K: 1 S: 12	H: 2 LOB: 2 BB: 0 P: 19	R: 2 E: 0 K: 0 S: 20	H: 2 LOB: 1 BB: 0 P: 32	R: 0 E: 0 K: 1 S: 12	H: 1 LOB: 1 BB: 1 P: 20	R: 0 E: 0 K: 1 S: 10	H: 0 LOB: 1 BB: 1 P: 21	R: 0 E: 0 K: 0 S: 6	H: 0 LOB: 0 BB: 0 P: 6	1B: 5 2B: 3 3B: 0 HR: 0	SF: 0 SAC: 0 DP: 0 HBP: 1	WP: 0 PB: 0 SB: 1 CS: 0	PA: 36
PITCHER	IP WLS BF H R ER SO BB IBB HBP BLK WP HR S P ERA WHIP	IP WLS BF H R ER SO BB IBB HBP BLK WP HR S P ERA WHIP	IP WLS BF H R ER SO BB IBB HBP BLK WP HR S P ERA WHIP	IP WLS BF H R ER SO BB IBB HBP BLK WP HR S P ERA WHIP	IP WLS BF H R ER SO BB IBB HBP BLK WP HR S P ERA WHIP	IP WLS BF H R ER SO BB IBB HBP BLK WP HR S P ERA WHIP	IP WLS BF H R ER SO BB IBB HBP BLK WP HR S P ERA WHIP	IP WLS BF H R ER SO BB IBB HBP BLK WP HR S P ERA WHIP	IP WLS BF H R ER SO BB IBB HBP BLK WP HR S P ERA WHIP	IP WLS BF H R ER SO BB IBB HBP BLK WP HR S P ERA WHIP	IP WLS BF H R ER SO BB IBB HBP BLK WP HR S P ERA WHIP	IP WLS BF H R ER SO BB IBB HBP BLK WP HR S P ERA WHIP	IP WLS BF H R ER SO BB IBB HBP BLK WP HR S P ERA WHIP	IP WLS BF H R ER SO BB IBB HBP BLK WP HR S P ERA WHIP	IP WLS BF H R ER SO BB IBB HBP BLK WP HR S P ERA WHIP	IP WLS BF H R ER SO BB IBB HBP BLK WP HR S P ERA WHIP	IP WLS BF H R ER SO BB IBB HBP BLK WP HR S P ERA WHIP					
33 Javier Vazquez, R ERA: 3.98	5.1	24	7	2	2	5	0	0	1	0	0	0	0	72	109	3.38	1.312					
58 Peter Moylan, R ERA: 3.98	1.1	5	1	0	0	1	0	0	0	0	0	0	0	14	25	0.00	0.750					
34 Eric O'Flaherty, L ERA: 3.98	0.1	1	0	0	0	0	0	0	0	0	0	0	0	3	4	0.00	0.000					
51 Michael Gonzalez, L ERA: 2.61	1.0	4	0	0	0	1	1	0	0	0	0	0	0	10	21	0.00	1.000					
Rafael Soriano, R ERA: 1.18	1.0	3	0	0	0	0	0	0	0	0	0	0	0	6	6	0.00	0.000					

AB	34
R	2
H	8
RBI	2
BB	1
SO	7
LOB	11



Batter	1	2	3	4	5	6	7	8	9	AB	R	H	RBI	BB	SO	LOB	BOTTOM			
1 Grégor Blanco, L OBP: 0.273, SLG: 0.250	G4-3	FC6-4		K			G3-1			4	0	0	0	0	1	5	Philadelphia Phillies @ Atlanta Braves Turner Field, Atlanta, GA Thu Jul 02 2009, 7:00 PM EDT Att: 38,254 - Partly Cloudy - 87 F			
14 Martín Prado, R OBP: 0.371, SLG: 0.486	G4-3				F9 2B					3	0	1	0	1	0	0				
10 Chipper Jones, S OBP: 0.404, SLG: 0.477					F9 1B		P3			4	0	1	0	0	0	3				
16 Brian McCann, L OBP: 0.393, SLG: 0.505					F9					4	0	1	0	0	1	2				
49 Jair Jurgens, R OBP: 0.206, SLG: 0.188					F9					0	1	0	0	0	0	0				
Rafael Soriano, R ERA: 1.18					F9					0	0	0	0	0	0	0				
19 Yunel Escobar, R OBP: 0.348, SLG: 0.435			G1-3			B1-3		SH3-4		3	0	1	0	0	0	1				
23 Matt Diaz, R OBP: 0.370, SLG: 0.467						G5-3		18 S 18 HR 2B		4	2	3	1	0	0	0				
7 Jeff Francoeur, R OBP: 0.292, SLG: 0.346					P4					3	0	0	0	0	2	3				
18 Garret Anderson, L OBP: 0.314, SLG: 0.426										1	1	1	2	0	0	0				
22 Casey Kotchman, L OBP: 0.335, SLG: 0.390										2	1	2	2	1	0	0				
2 Kelly Johnson, L OBP: 0.296, SLG: 0.359										1	0	0	0	0	0	1				
33 Javier Vazquez, R ERA: 3.98	7.0	30	7	2	2	5	2	0	0	0	0	0	0	0	0	0				
58 Peter Moylan, R ERA: 3.98	1.0	6	3	3	3	0	0	0	0	0	0	0	0	0	0	0				
34 Eric O'Flaherty, L ERA: 3.98										0	0	0	0	0	0	0				
27 Dign Hernandez, R ERA: 3.98										0	0	0	0	0	0	0				
51 Michael Gonzalez, R ERA: 2.61										0	0	0	0	0	0	0				
8 David Ross, R OBP: 0.360, SLG: 0.596										1	0	0	0	0	0	1				
Inning Stats	R: 0 E: 0 K: 1 S: 11	H: 1 LOB: 1 BB: 0 P: 14	R: 0 E: 0 K: 2 S: 16	H: 2 LOB: 3 BB: 1 P: 26	R: 0 E: 0 K: 0 S: 6	H: 1 LOB: 1 BB: 0 P: 9	R: 2 E: 0 K: 1 S: 8	H: 2 LOB: 0 BB: 0 P: 14	R: 0 E: 0 K: 0 S: 6	H: 0 LOB: 0 BB: 0 P: 8	R: 0 E: 0 K: 1 S: 8	H: 0 LOB: 2 BB: 1 P: 15	R: 0 E: 0 K: 0 S: 8	H: 1 LOB: 2 BB: 1 P: 18	R: 3 E: 0 K: 0 S: 15	H: 3 LOB: 1 BB: 0 P: 19	1B: 5 2B: 3 3B: 0 HR: 2	SF: 0 SAC: 2 DP: 0 HBP: 0	WP: 0 PB: 0 SB: 1 CS: 0	PA: 36
PITCHER	IP WLS BF H R ER SO BB IBB HBP BLK WP HR S P ERA WHIP	IP WLS BF H R ER SO BB IBB HBP BLK WP HR S P ERA WHIP	IP WLS BF H R ER SO BB IBB HBP BLK WP HR S P ERA WHIP	IP WLS BF H R ER SO BB IBB HBP BLK WP HR S P ERA WHIP	IP WLS BF H R ER SO BB IBB HBP BLK WP HR S P ERA WHIP	IP WLS BF H R ER SO BB IBB HBP BLK WP HR S P ERA WHIP	IP WLS BF H R ER SO BB IBB HBP BLK WP HR S P ERA WHIP	IP WLS BF H R ER SO BB IBB HBP BLK WP HR S P ERA WHIP	IP WLS BF H R ER SO BB IBB HBP BLK WP HR S P ERA WHIP	IP WLS BF H R ER SO BB IBB HBP BLK WP HR S P ERA WHIP	IP WLS BF H R ER SO BB IBB HBP BLK WP HR S P ERA WHIP	IP WLS BF H R ER SO BB IBB HBP BLK WP HR S P ERA WHIP	IP WLS BF H R ER SO BB IBB HBP BLK WP HR S P ERA WHIP	IP WLS BF H R ER SO BB IBB HBP BLK WP HR S P ERA WHIP	IP WLS BF H R ER SO BB IBB HBP BLK WP HR S P ERA WHIP	IP WLS BF H R ER SO BB IBB HBP BLK WP HR S P ERA WHIP				
43 J.A. Happ, L ERA: 2.96	7.0	30	7	2	2	5	2	0	0	0	0	0	0	0	0	0				
46 Ryan Madson, R ERA: 3.46	1.0	6	3	3	3	0	0	0	0	0	0	0	0	0	0	0				

AB	32
R	5
H	10
RBI	5
BB	2
SO	5
LOB	19



Batter	1	2	3	4	5	6	7	8	9	AB	R	H	RBI	BB	SO	LOB	TOP				
13 Nate McLouth, L OBP: 0.337, SLG: 0.456	G4-3	K	G3	P5	F7				E	6	0	1	0	0	1	3					
14 Martin Prado, R OBP: 0.376, SLG: 0.500	G4-3		10 2B	10 1B	P5			16 SH3 23 BB	L8	6	3	3	0	0	0	1					
10 Chipper Jones, S OBP: 0.409, SLG: 0.481	F8		19 1B	19 1B	L8			23 BB 16 SH3	IBB	4	2	2	2	2	0	0					
16 Brian McCann, L OBP: 0.393, SLG: 0.507		19 SH1-3 23 1B	G1-3	19 2B	F8			SH3	K	5	1	2	0	0	1	3					
19 Yunel Escobar, R OBP: 0.357, SLG: 0.443	SH1-3		G3-1 23 1B							2	1	2	2	2	0	0					
23 Matt Diaz, R OBP: 0.387, SLG: 0.471			11 BB 22 1B	7 G3-1	K			SH3		3	0	2	2	1	1	2					
7 Jeff Francoeur, R OBP: 0.167, SLG: 0.130	F8		G3-1	K				SH3		4	0	0	0	0	1	6	AB				
18 Garret Anderson, L OBP: 0.313, SLG: 0.423										1	0	0	0	0	0	3	R				
51 Michael Gonzalez, R										0	0	0	0	0	0	0	H				
Rafael Soriano, R										0	0	0	0	0	0	0	RBI				
22 Casey Kotchman, L OBP: 0.340, SLG: 0.390										3	1	1	0	2	0	3	BB				
11 Kenshin Kawakami, R OBP: 0.167, SLG: 0.130										2	0	0	0	1	0	3	SO				
36 Boone Logan, R										0	0	0	0	0	0	0	LOB				
26 Brooks Conrad, S OBP: 1.000, SLG: 1.000										0	0	0	0	0	0	0					
58 Peter Moylan, L										1	1	1	3	0	0	0					
1 Grégor Blanco, L OBP: 0.287, SLG: 0.244										1	0	0	0	0	1	0					
Inning Stats	R: 0 E: 0 K: 0 S: 7	H: 0 LOB: 0 BB: 0 P: 11	R: 1 E: 0 K: 1 S: 15	H: 3 LOB: 1 BB: 0 P: 28	R: 2 E: 0 K: 0 S: 19	H: 4 LOB: 3 BB: 1 P: 31	R: 2 E: 0 K: 2 S: 20	H: 4 LOB: 2 BB: 0 P: 28	R: 0 E: 0 K: 0 S: 6	H: 0 LOB: 0 BB: 0 P: 11	R: 3 E: 0 K: 0 S: 10	H: 1 LOB: 0 BB: 2 P: 21	R: 1 E: 0 K: 0 S: 11	H: 1 LOB: 3 BB: 3 P: 28	R: 0 E: 1 K: 2 S: 10	H: 1 LOB: 2 BB: 1 P: 17	1B: 8 2B: 5 3B: 0 HR: 1	SF: 0 SAC: 3 DP: 0 HBP: 0	WP: 1 PB: 0 SB: 0 CS: 0	PA: 49	
PITCHER	IP WLS BF H R ER SO BB IBB HBP BLK WP HR S P ERA WHIP	IP WLS BF H R ER SO BB IBB HBP BLK WP HR S P ERA WHIP	IP WLS BF H R ER SO BB IBB HBP BLK WP HR S P ERA WHIP	IP WLS BF H R ER SO BB IBB HBP BLK WP HR S P ERA WHIP	IP WLS BF H R ER SO BB IBB HBP BLK WP HR S P ERA WHIP	IP WLS BF H R ER SO BB IBB HBP BLK WP HR S P ERA WHIP	IP WLS BF H R ER SO BB IBB HBP BLK WP HR S P ERA WHIP	IP WLS BF H R ER SO BB IBB HBP BLK WP HR S P ERA WHIP	IP WLS BF H R ER SO BB IBB HBP BLK WP HR S P ERA WHIP	IP WLS BF H R ER SO BB IBB HBP BLK WP HR S P ERA WHIP	IP WLS BF H R ER SO BB IBB HBP BLK WP HR S P ERA WHIP	IP WLS BF H R ER SO BB IBB HBP BLK WP HR S P ERA WHIP	IP WLS BF H R ER SO BB IBB HBP BLK WP HR S P ERA WHIP	IP WLS BF H R ER SO BB IBB HBP BLK WP HR S P ERA WHIP	IP WLS BF H R ER SO BB IBB HBP BLK WP HR S P ERA WHIP	IP WLS BF H R ER SO BB IBB HBP BLK WP HR S P ERA WHIP	IP WLS BF H R ER SO BB IBB HBP BLK WP HR S P ERA WHIP	IP WLS BF H R ER SO BB IBB HBP BLK WP HR S P ERA WHIP	IP WLS BF H R ER SO BB IBB HBP BLK WP HR S P ERA WHIP	IP WLS BF H R ER SO BB IBB HBP BLK WP HR S P ERA WHIP	IP WLS BF H R ER SO BB IBB HBP BLK WP HR S P ERA WHIP

Atlanta Braves @ Washington Nationals
Nationals Park, Washington, DC
Fri Jul 03 2009, 6:35 PM EDT
Att: 33,982 - Partly Cloudy - 77 F

AB 38
R 9
H 14
RBI 9
BB 8
SO 5
LOB 24



Batter	1	2	3	4	5	6	7	8	9	AB	R	H	RBI	BB	SO	LOB	BOTTOM					
1 Nyer Morgan, L OBP: 0.349, SLG: 0.351	16 1B 24 S	G3	K	K	G4-3			K		4	1	0	0	1	2	1						
24 Nick Johnson, L OBP: 0.406, SLG: 0.411	K		F8		F7				11 BB 15 2B	4	1	1	1	1	1	1						
11 Ryan Zimmerman, R OBP: 0.366, SLG: 0.489	P5	P3	G1-3						15 BB 15 2B	4	2	1	0	1	0	2						
44 Adam Dunn, L OBP: 0.399, SLG: 0.537	16 1B				K				F5	3	1	1	1	2	1	2						
16 Josh Willingham, R OBP: 0.414, SLG: 0.544					K				K	4	1	1	1	0	2	4						
15 Cristian Guzman, S OBP: 0.336, SLG: 0.434	K				FC1 G6-3				SF7	4	0	2	3	0	1	3						
7 Josh Bard, S OBP: 0.336, SLG: 0.384		F8	G5-3		G6-3				G3-1	5	0	0	1	0	0	4	AB					
22 Willie Harris, L OBP: 0.369, SLG: 0.436										2	1	1	0	1	0	1	R					
6 Anderson Hernandez, S OBP: 0.319, SLG: 0.321		48 1B								1	0	0	0	0	1	0	H					
48 Ross Detwiler, L										2	1	1	1	0	1	2	RBI					
36 Tyler Clippard, R										0	0	0	0	0	0	0	SO					
17 Sean Burnett, L										0	0	0	0	0	0	0	LOB					
43 Jesus Colome, R										0	0	0	0	0	0	0						
41 Ron Villone, L										0	0	0	0	0	0	0						
50 Julian Tavarez, L										0	0	0	0	0	0	0						
29 Austin Kearns, R										0	0	0	0	0	0	0						
97 Joe Beigel, L										0	0	0	0	0	0	0						
Inning Stats	R: 1 E: 0 K: 2 S: 17	H: 1 LOB: 2 BB: 2 P: 30	R: 2 E: 0 K: 0 S: 11	H: 3 LOB: 1 BB: 0 P: 17	R: 1 E: 0 K: 2 S: 12	H: 2 LOB: 2 BB: 1 P: 19	R: 0 E: 0 K: 1 S: 8	H: 0 LOB: 0 BB: 0 P: 11	R: 1 E: 0 K: 1 S: 12	H: 0 LOB: 1 BB: 0 P: 22	R: 0 E: 0 K: 0 S: 9	H: 0 LOB: 0 BB: 0 P: 11	R: 1 E: 0 K: 0 S: 9	H: 1 LOB: 1 BB: 1 P: 16	R: 0 E: 0 K: 3 S: 11	H: 0 LOB: 0 BB: 0 P: 17	R: 2 E: 0 K: 1 S: 11	H: 1 LOB: 1 BB: 2 P: 24	1B: 5 2B: 2 3B: 0 HR: 1	SF: 1 SAC: 0 DP: 0 HBP: 1	WP: 0 PB: 0 SB: 1 CS: 0	PA: 43
PITCHER	IP WLS BF H R ER SO BB IBB HBP BLK WP HR S P ERA WHIP	IP WLS BF H R ER SO BB IBB HBP BLK WP HR S P ERA WHIP	IP WLS BF H R ER SO BB IBB HBP BLK WP HR S P ERA WHIP	IP WLS BF H R ER SO BB IBB HBP BLK WP HR S P ERA WHIP	IP WLS BF H R ER SO BB IBB HBP BLK WP HR S P ERA WHIP	IP WLS BF H R ER SO BB IBB HBP BLK WP HR S P ERA WHIP	IP WLS BF H R ER SO BB IBB HBP BLK WP HR S P ERA WHIP	IP WLS BF H R ER SO BB IBB HBP BLK WP HR S P ERA WHIP	IP WLS BF H R ER SO BB IBB HBP BLK WP HR S P ERA WHIP	IP WLS BF H R ER SO BB IBB HBP BLK WP HR S P ERA WHIP	IP WLS BF H R ER SO BB IBB HBP BLK WP HR S P ERA WHIP	IP WLS BF H R ER SO BB IBB HBP BLK WP HR S P ERA WHIP	IP WLS BF H R ER SO BB IBB HBP BLK WP HR S P ERA WHIP	IP WLS BF H R ER SO BB IBB HBP BLK WP HR S P ERA WHIP	IP WLS BF H R ER SO BB IBB HBP BLK WP HR S P ERA WHIP	IP WLS BF H R ER SO BB IBB HBP BLK WP HR S P ERA WHIP	IP WLS BF H R ER SO BB IBB HBP BLK WP HR S P ERA WHIP	IP WLS BF H R ER SO BB IBB HBP BLK WP HR S P ERA WHIP	IP WLS BF H R ER SO BB IBB HBP BLK WP HR S P ERA WHIP	IP WLS BF H R ER SO BB IBB HBP BLK WP HR S P ERA WHIP	IP WLS BF H R ER SO BB IBB HBP BLK WP HR S P ERA WHIP	

Atlanta Braves @ Washington Nationals
Nationals Park, Washington, DC
Fri Jul 03 2009, 6:35 PM EDT
Att: 33,982 - Partly Cloudy - 77 F

AB 35
R 8
H 8
RBI 8
BB 6
SO 10
LOB 20



Batter	1	2	3	4	5	6	7	8	9	AB	R	H	RBI	BB	SO	LOB	TOP			
13 Nate McLouth, L OBP: 0.342, SLG: 0.458	G4-3		G6-4-3			14 2B		G3-6-3		3	1	2	1	1	0	0	Atlanta Braves @ Washington Nationals Nationals Park, Washington, DC Sat Jul 04 2009, 1:05 PM EDT Att: 23,708 - Partly Cloudy - 78 F			
14 Martin Prado, R OBP: 0.373, SLG: 0.500	F7		G6-4-3			10 1B		G3-6-3		4	1	1	0	0	0	2				
51 Michael Gonzalez, R						10 1B				0	0	0	0	0	0	0				
58 Peter Moylan, R						18 1B				0	0	0	0	0	0	0				
34 Eric O'Flaherty, L						18 1B				0	0	0	0	0	0	0				
10 Chipper Jones, S OBP: 0.407, SLG: 0.478	G4-3			L9		19 1B		G5-3		4	0	1	1	0	0	0				
18 Garret Anderson, L OBP: 0.316, SLG: 0.425	G1-3		G5-4-3			19 1B		G6-3		4	0	2	1	0	0	0				
19 Yunel Escobar, R OBP: 0.356, SLG: 0.438	G5-3		G5-4-3			19 1B				3	0	0	0	1	0	3				
23 Matt Diaz, R OBP: 0.389, SLG: 0.483						23 WP				3	0	2	0	1	0	1				
8 David Ross, R OBP: 0.389, SLG: 0.547										3	0	0	0	0	0	2				
16 Brian McCann, L OBP: 0.392, SLG: 0.505	F9							L9		1	0	0	0	0	0	2				
26 Brooks Conrad, S OBP: 0.400, SLG: 1.000								G4-3		4	1	1	0	0	1	3				
48 Tommy Hanson, R OBP: 0.182, SLG: 0.182										2	0	0	0	0	0	1				
22 Casey Kotchman, L OBP: 0.340, SLG: 0.390										0	0	0	0	0	0	0				
Inning Stats	R: 0 H: 0 E: 0 K: 0 S: 7	H: 0 LOB: 0 BB: 0 P: 10	R: 0 H: 1 E: 0 K: 0 S: 7	H: 1 LOB: 1 BB: 0 P: 12	R: 1 H: 2 E: 0 K: 0 S: 11	H: 2 LOB: 0 BB: 0 P: 17	R: 0 H: 1 E: 0 K: 0 S: 7	H: 1 LOB: 0 BB: 0 P: 10	R: 0 H: 1 E: 0 K: 0 S: 6	H: 1 LOB: 1 BB: 0 P: 7	R: 2 H: 3 E: 0 K: 0 S: 9	H: 3 LOB: 1 BB: 1 P: 17	R: 0 H: 0 E: 0 K: 1 S: 9	H: 0 LOB: 0 BB: 0 P: 12	R: 0 H: 1 E: 0 K: 0 S: 9	H: 1 LOB: 2 BB: 2 P: 22	1B: 7 2B: 2 3B: 0 HR: 0	SF: 0 SAC: 1 DP: 4 HBP: 0	WP: 1 PB: 0 SB: 0 CS: 0	PA: 35
PITCHER	IP WLS BF H R ER SO BB IBB HBP BLK WP HR S P ERA WHIP	8.0 W 30 9 3 3 1 1 0 0 0 0 0 65 98 3.38 1.250	1.0 S 5 0 0 0 0 2 0 0 0 1 0 9 22 0.00 2.000																	



Batter	1	2	3	4	5	6	7	8	9	AB	R	H	RBI	BB	SO	LOB	BOTTOM				
1 Neyer Morgan, L OBP: 0.346, SLG: 0.347	F7		G2-3			G6-3		SH1-4		3	0	0	0	0	0	0	Atlanta Braves @ Washington Nationals Nationals Park, Washington, DC Sat Jul 04 2009, 1:05 PM EDT Att: 23,708 - Partly Cloudy - 78 F				
24 Nick Johnson, L OBP: 0.407, SLG: 0.410						G4-3				3	1	1	0	1	0	0					
11 Ryan Zimmerman, R OBP: 0.365, SLG: 0.486	P6									4	1	1	2	0	1	1					
44 Adam Dunn, L OBP: 0.403, SLG: 0.549										3	1	2	2	1	0	1					
22 Willie Harris, L OBP: 0.369, SLG: 0.436										0	0	0	0	0	0	0					
16 Josh Willingham, R OBP: 0.410, SLG: 0.537										4	0	1	1	0	1	1					
54 Mike MacDougal, S										0	0	0	0	0	0	0					
15 Cristian Guzman, S OBP: 0.331, SLG: 0.428										4	0	0	0	0	1	3					
6 Anderson Hernandez, S OBP: 0.319, SLG: 0.320										4	0	1	0	0	2	2					
23 Wil Nieves, R OBP: 0.278, SLG: 0.257										2	0	0	0	0	1	1					
10 Ronnie Belliard, R OBP: 0.211, SLG: 0.270										1	1	1	0	0	0	0					
25 Austin Kearns, R OBP: 0.328, SLG: 0.320										0	0	0	0	0	0	0					
31 John Lannan, L OBP: 0.133, SLG: 0.103										2	0	0	0	0	1	0					
7 Josh Bard, S OBP: 0.342, SLG: 0.384										0	1	0	0	1	0	0					
Inning Stats	R: 0 H: 1 E: 0 K: 0 S: 11	H: 1 LOB: 1 BB: 0 P: 15	R: 0 H: 1 E: 0 K: 1 S: 9	H: 1 LOB: 0 BB: 0 P: 14	R: 0 H: 0 E: 0 K: 1 S: 12	H: 0 LOB: 0 BB: 0 P: 15	R: 0 H: 0 E: 0 K: 1 S: 11	H: 0 LOB: 0 BB: 1 P: 18	R: 0 H: 0 E: 0 K: 1 S: 9	H: 0 LOB: 0 BB: 0 P: 11	R: 0 H: 0 E: 0 K: 0 S: 10	H: 0 LOB: 0 BB: 0 P: 15	R: 1 H: 1 E: 0 K: 1 S: 12	H: 1 LOB: 0 BB: 0 P: 17	R: 4 H: 4 E: 0 K: 2 S: 20	H: 4 LOB: 2 BB: 2 P: 36	1B: 6 2B: 0 3B: 0 HR: 1	SF: 0 SAC: 1 DP: 0 HBP: 0	WP: 0 PB: 0 SB: 0 CS: 0	PA: 34	
PITCHER	IP WLS BF H R ER SO BB IBB HBP BLK WP HR S P ERA WHIP	7.0 0 25 3 1 1 5 1 0 0 0 0 74 105 1.29 0.571	0.1 L 4 1 3 3 0 2 0 0 0 0 0 10 20 81.00 9.000	0.0 B 1 1 0 0 0 0 0 0 0 0 0 1 2 * *	0.2 4 2 1 1 2 0 0 0 0 0 0 9 14 13.50 3.000																



Batter	1	2	3	4	5	6	7	8	9	AB	R	H	RBI	BB	SO	LOB	TOP				
13 Nate McLouth, L OBP: 0.343, SLG: 0.468	F7		14 2B 10 SF8 1B		G6-4-3		F9		HR	5	2	2	2	0	0	3					
14 Martin Prado, R OBP: 0.391, SLG: 0.525	2B		10 SF8 2B			16 G4-3 BB		1B	10 BB 1B	4	0	4	0	1	0	0					
10 Chipper Jones, S OBP: 0.407, SLG: 0.474	BB		SF8			L8		G5-3	BB	2	0	0	1	2	0	1					
16 Brian McCann, L OBP: 0.388, SLG: 0.495	L9		L3			G4-3		19 BB BB	G3	4	0	0	0	1	0	6					
19 Yunel Escobar, R OBP: 0.355, SLG: 0.433	K				F9	G4-3		BB		3	0	0	0	1	1	3					
18 Garrett Anderson, L OBP: 0.311, SLG: 0.417	P6				G6-3		K	K		4	0	0	0	0	2	2					
23 Matt Diaz, R OBP: 0.392, SLG: 0.490	K				G6-3		22 1B 1B		26 F6 13 HR 2B	4	1	2	0	0	1	0					
22 Casey Kotchman, L OBP: 0.338, SLG: 0.387	K				L4		1B		G6-3	4	0	1	0	0	1	1					
32 Derek Lowe, R OBP: 0.235, SLG: 0.249			G5-3				F9		F8	1	0	0	0	1	0	0					
36 Boone Logan, R OBP: 0.235, SLG: 0.249										0	0	0	0	0	0	0					
46 Manny Acosta, R OBP: 0.235, SLG: 0.249										0	0	0	0	0	0	0					
7 Jeff Francoeur, R OBP: 0.235, SLG: 0.249										1	0	0	0	0	0	2					
54 Kris Medlen, S OBP: 0.235, SLG: 0.249										0	0	0	0	0	0	0					
26 Brooks Conrad, S OBP: 0.235, SLG: 0.249										1	0	0	0	0	0	1					
Inning Stats	R: 0 E: 0 K: 1 S: 9	H: 1 LOB: 2 BB: 1 P: 16	R: 0 E: 0 K: 2 S: 8	H: 0 LOB: 0 BB: 0 P: 8	R: 1 E: 0 K: 0 S: 12	H: 2 LOB: 1 BB: 0 P: 15	R: 0 E: 0 K: 0 S: 6	H: 0 LOB: 0 BB: 0 P: 8	R: 0 E: 0 K: 0 S: 7	H: 0 LOB: 0 BB: 0 P: 12	R: 0 E: 0 K: 1 S: 3	H: 2 LOB: 2 BB: 0 P: 12	R: 0 E: 0 K: 1 S: 10	H: 1 LOB: 2 BB: 1 P: 23	R: 2 E: 0 K: 0 S: 18	H: 3 LOB: 2 BB: 1 P: 28	1B: 5 2B: 3 3B: 0 HR: 1	SF: 1 SAC: 0 DP: 1 HBP: 0	WP: 0 PB: 0 SB: 0 CS: 0	PA: 40	
PITCHER	IP WLS BF H R ER SO BB IBB HBP BLK WP HR S P ERA WHIP	IP WLS BF H R ER SO BB IBB HBP BLK WP HR S P ERA WHIP	IP WLS BF H R ER SO BB IBB HBP BLK WP HR S P ERA WHIP	IP WLS BF H R ER SO BB IBB HBP BLK WP HR S P ERA WHIP	IP WLS BF H R ER SO BB IBB HBP BLK WP HR S P ERA WHIP	IP WLS BF H R ER SO BB IBB HBP BLK WP HR S P ERA WHIP	IP WLS BF H R ER SO BB IBB HBP BLK WP HR S P ERA WHIP	IP WLS BF H R ER SO BB IBB HBP BLK WP HR S P ERA WHIP	IP WLS BF H R ER SO BB IBB HBP BLK WP HR S P ERA WHIP	IP WLS BF H R ER SO BB IBB HBP BLK WP HR S P ERA WHIP	IP WLS BF H R ER SO BB IBB HBP BLK WP HR S P ERA WHIP	IP WLS BF H R ER SO BB IBB HBP BLK WP HR S P ERA WHIP	IP WLS BF H R ER SO BB IBB HBP BLK WP HR S P ERA WHIP	IP WLS BF H R ER SO BB IBB HBP BLK WP HR S P ERA WHIP	IP WLS BF H R ER SO BB IBB HBP BLK WP HR S P ERA WHIP	IP WLS BF H R ER SO BB IBB HBP BLK WP HR S P ERA WHIP	IP WLS BF H R ER SO BB IBB HBP BLK WP HR S P ERA WHIP	IP WLS BF H R ER SO BB IBB HBP BLK WP HR S P ERA WHIP	IP WLS BF H R ER SO BB IBB HBP BLK WP HR S P ERA WHIP	IP WLS BF H R ER SO BB IBB HBP BLK WP HR S P ERA WHIP	IP WLS BF H R ER SO BB IBB HBP BLK WP HR S P ERA WHIP

Atlanta Braves @ Washington Nationals
Nationals Park, Washington, DC
Sun Jul 05 2009, 1:35 PM EDT
Att: 22,677 - Partly Cloudy - 71 F

AB 33
R 3
H 9
RBI 3
BB 6
SO 5
LOB 19



Batter	1	2	3	4	5	6	7	8	9	AB	R	H	RBI	BB	SO	LOB	BOTTOM				
1 Nyer Morgan, L OBP: 0.350, SLG: 0.359	11 S 1B	G4-3				FC3-2 24 1B 2B		G3-1 2B		5	1	3	1	0	0	4					
24 Nick Johnson, L OBP: 0.404, SLG: 0.406	F7		E4 15 1B 44 1B	P6				G3-1		5	0	1	1	0	0	3					
11 Ryan Zimmerman, R OBP: 0.363, SLG: 0.481	44 G6-5-3 1B		K		G5-3	F9		K		5	0	1	1	0	2	5					
44 Adam Dunn, L OBP: 0.401, SLG: 0.545	G6-5-3		15 1B 1B		G4-3		K			4	0	1	0	0	1	1					
22 Willie Harris, L OBP: 0.369, SLG: 0.436					G2-3		15 S 1B			0	0	0	0	0	0	0					
16 Josh Willingham, R OBP: 0.407, SLG: 0.530	G6-3		L5		G2-3					4	0	1	0	0	0	2					
25 Austin Kearns, R OBP: 0.328, SLG: 0.320										0	0	0	0	0	0	0					
15 Cristian Guzman, S OBP: 0.333, SLG: 0.429	10 2B 1B		1-2 2-3 1B		F8		K			4	1	2	0	0	1	1					
7 Josh Bard, S OBP: 0.339, SLG: 0.388	L8		G4-3							4	0	1	0	0	1	5					
10 Ronnie Belliard, R OBP: 0.232, SLG: 0.293	19 1B 2B				F8		19 1B FC3-2 2B		19 SH2-4 1B	3	3	2	1	1	0	0					
19 Scott Olsen, L OBP: 0.313, SLG: 0.154					G1-3					3	0	2	1	0	0	0					
54 Mike MacDougal, S ERA: 5.79										0	0	0	0	0	0	0					
Inning Stats	R: 1 E: 0 K: 0 S: 7	H: 2 LOB: 0 BB: 0 P: 12	R: 2 E: 0 K: 0 S: 15	H: 3 LOB: 0 BB: 0 P: 19	R: 0 E: 1 K: 1 S: 17	H: 2 LOB: 3 BB: 0 P: 26	R: 0 E: 0 K: 0 S: 8	H: 1 LOB: 1 BB: 0 P: 12	R: 0 E: 0 K: 0 S: 6	H: 0 LOB: 0 BB: 0 P: 8	R: 1 E: 0 K: 0 S: 11	H: 3 LOB: 3 BB: 1 P: 16	R: 0 E: 0 K: 3 S: 11	H: 1 LOB: 1 BB: 0 P: 17	R: 1 E: 0 K: 1 S: 10	H: 2 LOB: 1 BB: 0 P: 16	1B: 10 2B: 4 3B: 0 HR: 0	SF: 0 SAC: 1 DP: 1 HBP: 0	WP: 0 PB: 0 SB: 2 CS: 0	PA: 39	
PITCHER	IP WLS BF H R ER SO BB IBB HBP BLK WP HR S P ERA WHIP	IP WLS BF H R ER SO BB IBB HBP BLK WP HR S P ERA WHIP	IP WLS BF H R ER SO BB IBB HBP BLK WP HR S P ERA WHIP	IP WLS BF H R ER SO BB IBB HBP BLK WP HR S P ERA WHIP	IP WLS BF H R ER SO BB IBB HBP BLK WP HR S P ERA WHIP	IP WLS BF H R ER SO BB IBB HBP BLK WP HR S P ERA WHIP	IP WLS BF H R ER SO BB IBB HBP BLK WP HR S P ERA WHIP	IP WLS BF H R ER SO BB IBB HBP BLK WP HR S P ERA WHIP	IP WLS BF H R ER SO BB IBB HBP BLK WP HR S P ERA WHIP	IP WLS BF H R ER SO BB IBB HBP BLK WP HR S P ERA WHIP	IP WLS BF H R ER SO BB IBB HBP BLK WP HR S P ERA WHIP	IP WLS BF H R ER SO BB IBB HBP BLK WP HR S P ERA WHIP	IP WLS BF H R ER SO BB IBB HBP BLK WP HR S P ERA WHIP	IP WLS BF H R ER SO BB IBB HBP BLK WP HR S P ERA WHIP	IP WLS BF H R ER SO BB IBB HBP BLK WP HR S P ERA WHIP	IP WLS BF H R ER SO BB IBB HBP BLK WP HR S P ERA WHIP	IP WLS BF H R ER SO BB IBB HBP BLK WP HR S P ERA WHIP	IP WLS BF H R ER SO BB IBB HBP BLK WP HR S P ERA WHIP	IP WLS BF H R ER SO BB IBB HBP BLK WP HR S P ERA WHIP	IP WLS BF H R ER SO BB IBB HBP BLK WP HR S P ERA WHIP	IP WLS BF H R ER SO BB IBB HBP BLK WP HR S P ERA WHIP

Atlanta Braves @ Washington Nationals
Nationals Park, Washington, DC
Sun Jul 05 2009, 1:35 PM EDT
Att: 22,677 - Partly Cloudy - 71 F

AB 37
R 5
H 14
RBI 5
BB 1
SO 5
LOB 21



Batter	1	2	3	4	5	6	7	8	9	AB	R	H	RBI	BB	SO	LOB	TOP			
13 Nate McLouth, L (1, 8) OBP: 0.348, SLG: 0.482	4-1 G4-3 18 14 16 1B BB		1-1 G6-3		0-0 L8		3-2 2B		0-1 F7	4	1	1	0	1	0	2	Atlanta Braves @ Chicago Cubs Wrigley Field, Chicago, IL Tue Jul 07 2009, 7:05 PM CDT Att. 40,359 - Overcast - 65 F			
14 Martin Prado, R (1, 5) OBP: 0.377, SLG: 0.593	0-0 SH1-3 1-2		3-2 16 2B 1B		2-2 F9		1-2 F9		3-2 G4-3	4	1	1	0	0	0	3				
18 Garret Anderson, L (1, 7) OBP: 0.304, SLG: 0.493	0-1 G4-3 2-3		0-3 K		4-1 BB		3-2 F7			3	0	0	0	1	1	3				
16 Brian McCann, L (1, 2) OBP: 0.387, SLG: 0.495	0-0 1B		2-1 1H 2B		1-3 K			1-1 G1-3		4	0	2	2	0	1	1				
19 Yunel Escobar, R (1, 6) OBP: 0.355, SLG: 0.430	0-3 K		1-3 K		0-0 L6		1-0 L3		1-0 G1-3	4	0	0	0	0	2	2				
22 Casey Kotchman, L (1, 3) OBP: 0.339, SLG: 0.384		1-2 G3		4-0 26 G4-3 BB		2-2 1B		1-2 G1-3		3	0	1	0	1	0	0				
7 Jeff Francoeur, R (1, 9) OBP: 0.279, SLG: 0.341		1-0 F9		2-3 K		1-0 F9			0-0 26 1B	4	0	1	0	0	1	2				
26 Brooks Conrad, S (1, 4) OBP: 0.364, SLG: 0.818		2-1 3B		2-1 G4-3		3-3 K			0-0 1 SAFE 1B	4	0	2	0	0	1	2				
33 Javier Vazquez, R (1, 1) OBP: 0.111, SLG: 0.118				1-2 G6-3					1-0 B5	3	0	0	0	0	1	2				
51 Michael Gonzalez, R (8, 1) 23 Matt Diaz, R (8, PH) Rafael Soriano, R (9, 1)										0	0	0	0	0	0	0				
Inning Stats	R: 1 E: 0 K: 1 S: 8	H: 1 LOB: 1 BB: 1 P: 12	R: 0 E: 0 K: 0 S: 7	H: 1 LOB: 1 BB: 0 P: 11	R: 1 E: 0 K: 2 S: 13	H: 2 LOB: 1 BB: 0 P: 20	R: 0 E: 0 K: 1 S: 9	H: 0 LOB: 1 BB: 1 P: 18	R: 0 E: 0 K: 1 S: 9	H: 1 LOB: 1 BB: 0 P: 15	R: 0 E: 0 K: 0 S: 22	H: 1 LOB: 1 BB: 0 P: 29	R: 0 E: 0 K: 0 S: 6	H: 0 LOB: 0 BB: 0 P: 9	R: 0 E: 0 K: 0 S: 8	H: 2 LOB: 2 BB: 0 P: 12	1B: 5 2B: 2 3B: 1 HR: 0	SF: 0 SAC: 1 DP: 0 HBP: 0	WP: 0 PB: 0 SB: 0 CS: 0	PA: 38
PITCHER	IP WLS BF H R ER SO	IP WLS BF H R ER SO	IP WLS BF H R ER SO	IP WLS BF H R ER SO	IP WLS BF H R ER SO	IP WLS BF H R ER SO	IP WLS BF H R ER SO	IP WLS BF H R ER SO	IP WLS BF H R ER SO	IP WLS BF H R ER SO	IP WLS BF H R ER SO	IP WLS BF H R ER SO	IP WLS BF H R ER SO	IP WLS BF H R ER SO	IP WLS BF H R ER SO	IP WLS BF H R ER SO	ERA WHIP	ERA WHIP		
38 Carlos Zambrano, R (1, 1) ERA: 3.47	6.0 L 26 5 2 2 6																3.00	1.333		
37 Angel Guzman, R (7, 1) ERA: 2.45	1.0 4 1 0 0 1																0.00	1.000		
45 Sean Marshall, L (8, 1) ERA: 4.21	1.0 3 0 0 0 0																0.00	0.000		
47 Aaron Heilman, R (9, 1) ERA: 3.66	1.0 5 2 0 0 0																0.00	2.000		

Batter	1	2	3	4	5	6	7	8	9	AB	R	H	RBI	BB	SO	LOB	BOTTOM					
1 Kosuke Fukudome, L (1, 8) OBP: 0.380, SLG: 0.434	3-3 K		1-3 K		0-1 G3			2-2 F7		3	0	0	0	0	2	0	Atlanta Braves @ Chicago Cubs Wrigley Field, Chicago, IL Tue Jul 07 2009, 7:05 PM CDT Att. 40,359 - Overcast - 65 F					
9 Reed Johnson, R (8, PH) OBP: 0.333, SLG: 0.442										1	0	0	0	0	0	0						
2 Ryan Theriot, R (1, 6) OBP: 0.343, SLG: 0.413	0-1 G6-3		0-0 G1-3			3-2 G6-3		1-2 2B		4	0	1	0	0	0	0						
25 Derrek Lee, R (1, 3) OBP: 0.359, SLG: 0.511	1-3 K		0-1 G6-3			3-2 K		1-0 P4		4	0	0	0	0	2	1						
6 Micah Hoffpauir, L (1, 9) OBP: 0.285, SLG: 0.432		0-0 16 1B 1B		2-2 P5		1-1 F7			1-2 L8	4	1	1	0	0	0	0						
16 Aramis Ramirez, R (1, 5) OBP: 0.400, SLG: 0.554		1-2 55 1B 1B		0-0 G4-3			1-0 12 FC6-4 1B		2-3 K	4	0	2	0	0	1	0						
12 Alfonso Soriano, R (1, 7) OBP: 0.292, SLG: 0.414		1-3 K		0-2 1B			1-1 FC6-4		0-1 1B	4	0	2	0	0	1	3						
17 Mike Fontenot, L (1, 4) OBP: 0.310, SLG: 0.363		2-2 F8		1-2 G4-3			2-2 F7		3-2 G1-6-3	4	0	0	0	0	0	5						
55 Koyie Hill, S (1, 2) OBP: 0.325, SLG: 0.356		3-2 1B			0-0 B2-3					3	0	1	1	0	0	1						
38 Carlos Zambrano, S (1, 1) OBP: 0.237, SLG: 0.405		1-3 K			1-1 G6-3					2	0	0	0	0	1	2						
37 Angel Guzman, R (7, 1) ERA: 2.95										0	0	0	0	0	0	0						
45 Sean Marshall, L (8, 1) OBP: 0.231, SLG: 0.231										0	0	0	0	0	0	0						
21 Milton Bradley, S (8, PH) OBP: 0.371, SLG: 0.382										0	0	0	0	0	0	0						
47 Aaron Heilman, R (9, 1) ERA: 1.59										0	0	0	0	0	0	0						
Inning Stats	R: 0 E: 0 K: 2 S: 10	H: 0 LOB: 0 BB: 0 P: 14	R: 1 E: 0 K: 2 S: 24	H: 3 LOB: 2 BB: 0 P: 32	R: 0 E: 0 K: 1 S: 6	H: 0 LOB: 0 BB: 0 P: 7	R: 0 E: 0 K: 0 S: 14	H: 1 LOB: 1 BB: 0 P: 17	R: 0 E: 0 K: 0 S: 5	H: 0 LOB: 0 BB: 0 P: 6	R: 0 E: 0 K: 1 S: 10	H: 0 LOB: 0 BB: 0 P: 17	R: 0 E: 0 K: 0 S: 9	H: 1 LOB: 1 BB: 0 P: 15	R: 0 E: 0 K: 0 S: 8	H: 1 LOB: 1 BB: 0 P: 12	R: 0 E: 0 K: 1 S: 13	H: 1 LOB: 1 BB: 0 P: 19	1B: 6 2B: 1 3B: 0 HR: 0	SF: 0 SAC: 0 DP: 0 HBP: 0	WP: 0 PB: 0 SB: 0 CS: 0	PA: 34
PITCHER	IP WLS BF H R ER SO	IP WLS BF H R ER SO	IP WLS BF H R ER SO	IP WLS BF H R ER SO	IP WLS BF H R ER SO	IP WLS BF H R ER SO	IP WLS BF H R ER SO	IP WLS BF H R ER SO	IP WLS BF H R ER SO	IP WLS BF H R ER SO	IP WLS BF H R ER SO	IP WLS BF H R ER SO	IP WLS BF H R ER SO	IP WLS BF H R ER SO	IP WLS BF H R ER SO	IP WLS BF H R ER SO	ERA WHIP	ERA WHIP				
33 Javier Vazquez, R (1, 1) ERA: 2.95	7.0 W 26 5 1 1 6																0.00	0.714				
51 Michael Gonzalez, L (8, 1) ERA: 3.12	1.0 H 4 1 0 0 0																0.00	1.000				
Rafael Soriano, R (9, 1) ERA: 1.59	1.0 S 4 1 0 0 1																0.00	1.000				

AB 34
R 2
H 8
RBI 2
BB 3
SO 7
LOB 19



AB 34
R 1
H 7
RBI 1
BB 0
SO 7
LOB 12



Batter	1	2	3	4	5	6	7	8	9	AB	R	H	RBI	BB	SO	LOB	TOP								
13 Nate McLouth, L (1, 8) OBP: 0.349, SLG: 0.484	G3-1		L8			F8			E	5	2	2	0	0	0	4									
14 Martin Prado, R (1, 5) OBP: 0.388, SLG: 0.506	G4-6-3		E7			K			E8	3	1	2	1	2	1	0									
18 Garret Anderson, L (1, 7) Rafael Soriano, R (9, 1)	G4-6-3								G6-3	4	0	1	0	1	1	3									
16 Brian McCann, L (1, 2) OBP: 0.380, SLG: 0.485		K		F9		F9			G4-3	5	0	0	0	0	1	4									
19 Yunel Escobar, R (1, 6) OBP: 0.354, SLG: 0.427		P3				F7				4	0	1	0	0	0	1									
22 Casey Kotchman, L (1, 3) OBP: 0.345, SLG: 0.398			G4-6-3							2	1	1	1	2	0	1									
7 Jeff Francoeur, R (1, 9) OBP: 0.276, SLG: 0.337						HR				4	0	0	0	0	1	3									
26 Brooks Conrad, S (1, 4) OBP: 0.400, SLG: 0.786			G6-3							3	0	1	0	1	0	1									
11 Kenshin Kawakami, R (1, 1) 58 Peter Moylan, R (7, 1) 51 Michael Gonzalez, R (8, 1) 1 Gregor Blanco, L (9, PH)			F9			F7			K	2	0	0	0	1	0	1									
Inning Stats	R: 0 E: 0 K: 0 S: 5	H: 0 LOB: 0 BB: 1 P: 10	R: 0 E: 0 K: 2 S: 11	H: 0 LOB: 1 BB: 1 P: 17	R: 1 E: 1 K: 0 S: 14	H: 2 LOB: 2 BB: 1 P: 25	R: 0 E: 0 K: 0 S: 9	H: 1 LOB: 3 BB: 2 P: 21	R: 0 E: 0 K: 1 S: 7	H: 1 LOB: 0 BB: 0 P: 16	R: 1 E: 0 K: 0 S: 16	H: 2 LOB: 1 BB: 0 P: 25	R: 0 E: 0 K: 1 S: 7	H: 0 LOB: 0 BB: 1 P: 12	R: 0 E: 0 K: 0 S: 9	H: 0 LOB: 1 BB: 1 P: 17	R: 2 E: 1 K: 1 S: 13	H: 2 LOB: 0 BB: 0 P: 21	1B: 5 2B: 2 3B: 0 HR: 1	SF: 0 SAC: 0 DP: 2 HBP: 0	WP: 1 PB: 0 SB: 0 CS: 0	PA: 40			
PITCHER	IP	WLS	BF	H	R	ER	SO	BB	IBB	HBP	BLK	WP	HR	S	P	ERA	WHIP								
22 Kevin Hart, R (1, 1) ERA: 1.69	5.0	L	23	4	1	1	3	4	1	0	0	0	0	46	89	1.80	1.600								
37 Angel Guzman, R (6, 1) ERA: 2.57	0.2		4	2	1	1	0	0	0	0	0	0	1	14	21	13.50	3.000								
45 Sean Marshall, L (6, 1) ERA: 4.12	1.1		4	0	0	0	1	1	0	0	0	0	0	9	16	0.00	0.750								
47 Aaron Heilman, R (8, 1) ERA: 3.57	1.0		4	0	0	0	0	1	0	0	0	0	0	9	17	0.00	1.000								
63 Kevin Gregg, R (9, 1) ERA: 3.43	1.0		5	2	2	0	1	0	0	0	0	1	0	13	21	0.00	2.000								

Atlanta Braves @ Chicago Cubs
Wrigley Field, Chicago, IL
Wed Jul 08 2009, 1:20 PM CDT
Att. 40,531 - Overcast - 63 F

AB 33
R 4
H 8
RBI 2
BB 7
SO 5
LOB 18



Batter	1	2	3	4	5	6	7	8	9	AB	R	H	RBI	BB	SO	LOB	BOTTOM									
1 Kosuke Fukudome, L (1, 8) OBP: 0.382, SLG: 0.445	G6-4-3					HR			L6	3	1	1	1	1	0	1										
2 Ryan Theriot, R (1, 6) OBP: 0.345, SLG: 0.415	G6-4-3								G5-3	4	0	2	0	0	0	2										
25 Derrek Lee, R (1, 3) OBP: 0.354, SLG: 0.504	G5-3					G5-4-3			K	4	0	0	0	0	2	2										
16 Aramis Ramirez, R (1, 5) OBP: 0.393, SLG: 0.538		F7				P4			F8	4	0	1	0	0	0	0										
21 Milton Bradley, S (1, 9) OBP: 0.365, SLG: 0.374		F7				G3-1			K	4	0	0	0	0	1	2										
5 Jake Fox, R (1, 7) OBP: 0.357, SLG: 0.554		P4				G6-3				3	0	1	0	0	0	0										
28 Jeff Baker, R (1, 4) ERA: 4.28										2	0	0	0	0	1	0										
17 Mike Fontenot, L (7, PH) OBP: 0.309, SLG: 0.361									G6-4-3	1	0	0	0	0	0	1										
55 Koyie Hill, S (1, 2) OBP: 0.337, SLG: 0.360										2	0	1	0	1	0	0										
22 Kevin Hart, R (1, 1) 6 Micah Hoffpauer, L (5, PH) 37 Angel Guzman, R (8, 1) 45 Sean Marshall, L (8, 1) 47 Aaron Heilman, R (8, 1) 9 Reed Johnson, R (8, PH) 63 Kevin Gregg, R (9, 1)										1	0	0	0	0	0	0										
Inning Stats	R: 0 E: 0 K: 0 S: 8	H: 0 LOB: 0 BB: 1 P: 15	R: 0 E: 0 K: 0 S: 8	H: 0 LOB: 0 BB: 0 P: 11	R: 0 E: 0 K: 0 S: 10	H: 0 LOB: 0 BB: 0 P: 15	R: 0 E: 0 K: 1 S: 13	H: 2 LOB: 2 BB: 0 P: 20	R: 0 E: 0 K: 1 S: 9	H: 0 LOB: 1 BB: 1 P: 18	R: 1 E: 0 K: 0 S: 5	H: 2 LOB: 0 BB: 0 P: 6	R: 0 E: 0 K: 0 S: 8	H: 1 LOB: 0 BB: 0 P: 9	R: 0 E: 0 K: 0 S: 7	H: 1 LOB: 1 BB: 0 P: 9	R: 0 E: 0 K: 2 S: 9	H: 0 LOB: 0 BB: 0 P: 15	1B: 5 2B: 0 3B: 0 HR: 1	SF: 0 SAC: 1 DP: 3 HBP: 0	WP: 0 PB: 0 SB: 0 CS: 0	PA: 32				
PITCHER	IP	WLS	BF	H	R	ER	SO	BB	IBB	HBP	BLK	WP	HR	S	P	ERA	WHIP									
11 Kenshin Kawakami, R (1, 1) ERA: 4.28	6.0	W	22	4	1	1	2	2	0	0	0	0	0	1	53	85	1.50	1.000								
58 Peter Moylan, R (7, 1) ERA: 4.15	1.0	H	3	1	0	0	0	0	0	0	0	0	0	8	9	0.00	1.000									
51 Michael Gonzalez, L (8, 1) ERA: 3.05	1.0	H	4	1	0	0	0	0	0	0	0	0	0	7	9	0.00	1.000									
Rafael Soriano, R (9, 1) ERA: 1.55	1.0	S	3	0	0	0	2	0	0	0	0	0	0	9	15	0.00	0.000									

Atlanta Braves @ Chicago Cubs
Wrigley Field, Chicago, IL
Wed Jul 08 2009, 1:20 PM CDT
Att. 40,531 - Overcast - 63 F

AB 29
R 1
H 6
RBI 1
BB 2
SO 4
LOB 9



Batter	1	2	3	4	5	6	7	8	9	AB	R	H	RBI	BB	SO	LOB	TOP					
16 Angel Pagán, S (1, 8) OBP: 0.357, SLG: 0.365	G3-1		G1-3			F9		G3		4	0	0	0	0	0	1	New York Mets @ Atlanta Braves Turner Field, Atlanta, GA Fri Jul 17 2009, 7:30 PM EDT Att: 50,704 - Partly Cloudy - 83 F livebaseballscores.com					
1 Luis Castillo, S (1, 4) OBP: 0.386, SLG: 0.336	G4-3			G6-3			BB	G1-3		3	0	0	0	1	0	0						
5 David Wright, R (1, 5) OBP: 0.408, SLG: 0.461					F9																	
64 Elmer Dessens, R (6, 1)																						
50 Sean Green, R (8, 1)																						
23 Brian Schneider, L (9, PH)																						
10 Gary Sheffield, R (1, 7) OBP: 0.388, SLG: 0.481																						
18 Jeremy Reed, L (5, 7) OBP: 0.316, SLG: 0.348																						
12 Jeff Francoeur, R (1, 9) OBP: 0.280, SLG: 0.350																						
28 Daniel Murphy, L (1, 3) OBP: 0.313, SLG: 0.363																						
3 Alex Cora, L (1, 6) OBP: 0.294, SLG: 0.295																	AB 28 R 0 H 2 RBI 0 BB 3 SO 2 LOB 8					
44 Tim Redding, R (5, 1)																						
17 Fernando Tatis, R (6, 5) OBP: 0.316, SLG: 0.389																						
9 Omir Santos, R (1, 2) OBP: 0.302, SLG: 0.406																						
34 Mike Pelfrey, R (1, 1) OBP: 0.156, SLG: 0.167																						
4 Angel Berroa, R (5, 6) OBP: 0.160, SLG: 0.167																						
Inning Stats	R: 0 E: 0 K: 0 S: 8	H: 0 LOB: 0 BB: 0 P: 11	R: 0 E: 0 K: 0 S: 6	H: 1 LOB: 1 BB: 1 P: 11	R: 0 E: 0 K: 0 S: 7	H: 0 LOB: 0 BB: 0 P: 13	R: 0 E: 0 K: 0 S: 12	H: 1 LOB: 1 BB: 0 P: 20	R: 0 E: 0 K: 0 S: 10	H: 0 LOB: 0 BB: 0 P: 13	R: 0 E: 0 K: 1 S: 10	H: 0 LOB: 1 BB: 1 P: 17	R: 0 E: 0 K: 1 S: 6	H: 0 LOB: 0 BB: 0 P: 12	R: 0 E: 0 K: 0 S: 6	H: 0 LOB: 0 BB: 0 P: 11	R: 0 E: 0 K: 0 S: 11	H: 0 LOB: 0 BB: 0 P: 17	1B: 0 2B: 2 3B: 0 HR: 0	SF: 0 SAC: 0 DP: 1 HBP: 0	WP: 0 PB: 0 CS: 0	PA: 31
PITCHER	IP WLS BF H R ER SO BB IBB HBP BLK WP HR S P ERA WHIP																					
49 Jair Jurrjens, R (1, 1) ERA: 2.77	6.0 W 21 2 0 0 1 2 0 0 0 0 0 0 53 85 0.00 0.667																					
36 Boone Logan, L (7, 1) ERA: 2.25	1.0 3 0 0 0 1 0 0 0 0 0 0 0 6 12 0.00 0.000																					
50 Jairo Asencio, R (8, 1) ERA: 5.4	1.0 4 0 0 0 0 1 0 0 0 0 0 0 6 11 0.00 1.000																					
54 Kris Medlen, R (9, 1) ERA: 5.67	1.0 3 0 0 0 0 0 0 0 0 0 0 0 11 17 0.00 0.000																					

Batter	1	2	3	4	5	6	7	8	9	AB	R	H	RBI	BB	SO	LOB	BOTTOM			
13 Nate McLouth, L (1, 8) OBP: 0.339, SLG: 0.468	P5			G4-3				F8		5	0	0	0	0	2	2	New York Mets @ Atlanta Braves Turner Field, Atlanta, GA Fri Jul 17 2009, 7:30 PM EDT Att: 50,704 - Partly Cloudy - 83 F livebaseballscores.com			
14 Martín Prado, R (1, 4) OBP: 0.394, SLG: 0.508										5	2	2	1	0	1	0				
10 Chipper Jones, S (1, 5) OBP: 0.413, SLG: 0.470																				
23 Matt Diaz, R (6, 7) OBP: 0.372, SLG: 0.463																				
16 Brian McCann, L (1, 2) OBP: 0.379, SLG: 0.504																				
8 David Ross, R (8, 2) OBP: 0.375, SLG: 0.533																				
18 Garret Anderson, L (1, 7) OBP: 0.310, SLG: 0.417																				
50 Jairo Asencio, R (8, 1)																				
54 Kris Medlen, S (9, 1)																				
19 Yunel Escobar, R (1, 6) OBP: 0.361, SLG: 0.455																				
25 Ryan Church, L (1, 9) OBP: 0.323, SLG: 0.363																				
22 Casey Kotchman, L (1, 3) OBP: 0.354, SLG: 0.402																				
49 Jair Jurrjens, R (1, 1) ERA: 5.07																	AB 38 R 11 H 14 RBI 11 BB 1 SO 7 LOB 8			
36 Boone Logan, R (7, 1) ERA: 7.52																				
26 Brooks Conrad, S (7, PH) OBP: 0.382, SLG: 0.688																				
Inning Stats	R: 3 E: 0 K: 1 S: 19	H: 3 LOB: 1 BB: 1 P: 33	R: 0 E: 0 K: 1 S: 8	H: 0 LOB: 0 BB: 0 P: 10	R: 3 E: 0 K: 0 S: 22	H: 3 LOB: 0 BB: 0 P: 34	R: 0 E: 0 K: 0 S: 9	H: 0 LOB: 0 BB: 0 P: 15	R: 4 E: 0 K: 3 S: 22	H: 6 LOB: 2 BB: 0 P: 33	R: 0 E: 0 K: 0 S: 5	H: 0 LOB: 0 BB: 0 P: 7	R: 1 E: 0 K: 2 S: 13	H: 2 LOB: 1 BB: 0 P: 22	R: 0 E: 0 K: 0 S: 5	H: 0 LOB: 0 BB: 0 P: 10	1B: 5 2B: 7 3B: 0 HR: 2	SF: 0 SAC: 0 DP: 0 HBP: 0	WP: 0 PB: 0 CS: 0	PA: 39
PITCHER	IP WLS BF H R ER SO BB IBB HBP BLK WP HR S P ERA WHIP																			
34 Mike Pelfrey, R (1, 1) ERA: 5.07	4.1 L 23 9 9 9 3 1 0 0 0 0 0 0 15 21 13.50 4.500																			
44 Tim Redding, R (5, 1) ERA: 7.52	0.2 5 3 1 1 2 0 0 0 0 0 0 0 18 29 4.50 1.000																			
64 Elmer Dessens, R (6, 1) ERA: 3.0	2.0 8 2 1 1 2 0 0 0 0 0 0 0 5 10 0.00 0.000																			
50 Sean Green, R (8, 1) ERA: 5.4	1.0 3 0 0 0 0 0 0 0 0 0 0 0 5 10 0.00 0.000																			

Batter	1	2	3	4	5	6	7	8	9	AB	R	H	RBI	BB	SO	LOB	TOP			
16 Angel Pagán, S OBP: 0.372, SLG: 0.423										4	0	1	0	0	1	0	New York Mets @ Atlanta Braves Turner Field, Atlanta, GA Sun Jul 19 2009, 6:00 PM EDT Att: 34,293 - Partly Cloudy - 78 F			
1 Luis Castillo, S OBP: 0.388, SLG: 0.340										3	1	2	0	0	0	0				
28 Daniel Murphy, L OBP: 0.307, SLG: 0.352										4	0	0	0	0	1	3				
5 David Wright, R OBP: 0.411, SLG: 0.457										3	0	0	0	1	1	1				
12 Jeff Francoeur, R OBP: 0.282, SLG: 0.350										4	0	1	1	0	0	0				
18 Jeremy Reed, L OBP: 0.249, SLG: 0.320										4	0	0	0	0	1	2				
3 Alex Cora, L OBP: 0.327, SLG: 0.300										3	0	1	0	0	0	0				
23 Brian Schneider, L OBP: 0.330, SLG: 0.404										3	0	1	0	0	0	0				
38 Fernando Nieve, R OBP: 0.335, SLG: 0.330										1	0	0	0	0	0	2				
44 Tim Redding, R ERA: 2.98										1	0	0	0	0	1	0				
64 Elmer Dessens, R ERA: 3.65										0	0	0	0	0	0	0				
48 Pat Misch, R ERA: 3.86										0	0	0	0	0	1	0				
43 Brian Stokes, R ERA: 3.76										0	0	0	0	0	0	0				
39 Bobby Parnell, R ERA: 1.41										0	0	0	0	0	0	0				
Inning Stats	R: 0 E: 0 K: 0 S: 6	H: 1 LOB: 1 BB: 0 P: 11	R: 0 E: 0 K: 1 S: 11	H: 2 LOB: 2 BB: 0 P: 17	R: 1 E: 0 K: 1 S: 14	H: 2 LOB: 2 BB: 1 P: 23	R: 0 E: 0 K: 1 S: 8	H: 0 LOB: 0 BB: 0 P: 15	R: 0 E: 0 K: 1 S: 8	H: 1 LOB: 0 BB: 0 P: 13	R: 0 E: 0 K: 1 S: 8	H: 0 LOB: 0 BB: 0 P: 10	R: 0 E: 0 K: 1 S: 7	H: 0 LOB: 0 BB: 0 P: 12	R: 0 E: 0 K: 0 S: 5	H: 0 LOB: 0 BB: 0 P: 6	1B: 5 2B: 1 3B: 0 HR: 0	SF: 0 SAC: 1 DP: 0 HBP: 0	WP: 0 PB: 0 SB: 0 CS: 1	PA: 33
PITCHER	IP: 7.0 WLS: W BF: 27	H: 6 R: 1 ER: 1 SO: 5	BB: 1 IBB: 0 HBP: 0 BLK: 0	WP: 0 HR: 0 S: 63 P: 101	ERA: 1.29 WHIP: 1.000	IP: 1.0 WLS: L BF: 3	H: 0 R: 0 ER: 0 SO: 1	BB: 0 IBB: 0 HBP: 0 BLK: 0	WP: 0 HR: 0 S: 7 P: 10	ERA: 0.00 WHIP: 0.000	IP: 1.0 WLS: L BF: 3	H: 0 R: 0 ER: 0 SO: 0	BB: 0 IBB: 0 HBP: 0 BLK: 0	WP: 0 HR: 0 S: 5 P: 6	1B: 0 2B: 0 3B: 0 HR: 0	SF: 0 SAC: 0 DP: 0 HBP: 0	WP: 0 PB: 0 SB: 0 CS: 1	PA: 33		
33 Javier Vazquez, R ERA: 2.98	7.0	6	1	1	5	1	0	0	0	0	0	63	101	1.29	1.000					
51 Michael Gonzalez, L ERA: 3.35	1.0	0	0	0	1	0	0	0	0	0	0	7	10	0.00	0.000					
Rafael Soriano, R ERA: 1.41	1.0	0	0	0	0	0	0	0	0	0	0	5	6	0.00	0.000					

Batter	1	2	3	4	5	6	7	8	9	AB	R	H	RBI	BB	SO	LOB	BOTTOM			
13 Nate McLouth, L OBP: 0.341, SLG: 0.459										1	1	0	0	4	0	0	New York Mets @ Atlanta Braves Turner Field, Atlanta, GA Sun Jul 19 2009, 6:00 PM EDT Att: 34,293 - Partly Cloudy - 78 F			
14 Martin Prado, R OBP: 0.386, SLG: 0.498										5	1	1	1	0	0	6				
10 Chipper Jones, S OBP: 0.408, SLG: 0.473										2	0	0	1	1	0	1				
16 Brian McCann, L OBP: 0.375, SLG: 0.496										4	1	1	0	0	0	1				
18 Garret Anderson, L OBP: 0.316, SLG: 0.424										4	1	2	0	0	0	3				
19 Yunel Escobar, R OBP: 0.365, SLG: 0.468										4	1	3	4	0	0	1				
22 Casey Kotchman, L OBP: 0.355, SLG: 0.401										4	0	1	1	0	0	1				
25 Ryan Church, L OBP: 0.332, SLG: 0.361										2	1	0	0	2	0	0				
33 Javier Vazquez, R OBP: 0.132, SLG: 0.139										0	0	0	0	0	0	0				
51 Michael Gonzalez, R ERA: 3.65										0	0	0	0	1	0	0				
20 Greg Norton, S OBP: 0.291, SLG: 0.159										0	0	0	0	1	0	0				
Rafael Soriano, R ERA: 3.76										0	0	0	0	0	0	0				
Inning Stats	R: 0 E: 0 K: 0 S: 8	H: 0 LOB: 1 BB: 1 P: 16	R: 1 E: 0 K: 0 S: 10	H: 1 LOB: 0 BB: 0 P: 17	R: 0 E: 0 K: 0 S: 11	H: 1 LOB: 1 BB: 1 P: 21	R: 1 E: 1 K: 0 S: 5	H: 2 LOB: 0 BB: 0 P: 8	R: 5 E: 1 K: 0 S: 17	H: 4 LOB: 2 BB: 2 P: 31	R: 0 E: 0 K: 0 S: 8	H: 0 LOB: 1 BB: 2 P: 16	R: 0 E: 0 K: 0 S: 8	H: 1 LOB: 1 BB: 0 P: 14	R: 0 E: 0 K: 0 S: 12	H: 0 LOB: 2 BB: 2 P: 21	1B: 6 2B: 3 3B: 0 HR: 1	SF: 1 SAC: 1 DP: 3 HBP: 0	WP: 0 PB: 0 SB: 0 CS: 0	PA: 38
PITCHER	IP: 1.0 WLS: L BF: 5	H: 0 R: 0 ER: 0 SO: 0	BB: 2 IBB: 0 HBP: 0 BLK: 0	WP: 0 HR: 0 S: 12 P: 21	ERA: 0.00 WHIP: 2.000	IP: 1.0 WLS: L BF: 5	H: 0 R: 0 ER: 0 SO: 0	BB: 2 IBB: 0 HBP: 0 BLK: 0	WP: 0 HR: 0 S: 12 P: 21	ERA: 0.00 WHIP: 2.000	IP: 1.0 WLS: L BF: 5	H: 0 R: 0 ER: 0 SO: 0	BB: 2 IBB: 0 HBP: 0 BLK: 0	WP: 0 HR: 0 S: 12 P: 21	1B: 0 2B: 0 3B: 0 HR: 0	SF: 0 SAC: 0 DP: 0 HBP: 0	WP: 0 PB: 0 SB: 0 CS: 0	PA: 38		
38 Fernando Nieve, R ERA: 2.95	1.0	0	0	0	0	0	0	0	0	0	0	0	0	0	0					
44 Tim Redding, R ERA: 7.16	3.0	4	5	4	0	3	0	0	0	0	1	30	58	12.00	2.333					
64 Elmer Dessens, R ERA: 3.65	0.1	2	1	0	0	0	0	0	0	0	0	3	6	0.00	3.000					
48 Pat Misch, L ERA: 3.86	1.2	8	3	2	0	2	0	0	0	0	0	18	29	0.00	3.000					
43 Brian Stokes, R ERA: 3.76	1.0	4	1	0	0	0	0	0	0	0	0	8	14	0.00	1.000					

Batter	1	2	3	4	5	6	7	8	9	AB	R	H	RBI	BB	SO	LOB	TOP					
2 Randy Winn, S OBP: 0.325, SLG: 0.393 49 Brandon Medders, R (8, 1)										3	0	2	0	1	0	0						
21 John Bowker, L OBP: 0.250, SLG: 0.320										4	0	1	0	0	2	3						
48 Pablo Sandoval, S OBP: 0.375, SLG: 0.558										4	0	1	0	0	1	4						
35 Travis Ishikawa, L OBP: 0.315, SLG: 0.416										4	0	1	0	0	0	3						
14 Fred Lewis, L OBP: 0.331, SLG: 0.378										4	0	0	0	0	1	2						
16 Edgar Renteria, R OBP: 0.309, SLG: 0.316 45 Justin Miller, R (4, 1)										2	0	0	0	0	0	1						
12 Nate Schierholz, L OBP: 0.321, SLG: 0.417 47 Merkin Valdez, R (6, 1)										0	1	0	0	0	0	0						
59 Andres Torres, S OBP: 0.325, SLG: 0.479										4	1	1	0	0	1	1						
37 Matt Downs, R OBP: 0.298, SLG: 0.325										4	1	1	0	0	1	1						
22 Eli Whiteside, R OBP: 0.245, SLG: 0.269										4	0	0	0	0	1	1						
56 Ryan Sadowski, R OBP: 0.125, SLG: 0.125 5 Juan Uribe, R (4, 6)										1	0	0	0	0	1	0						
										2	0	1	1	0	0	0						
Inning Stats	R: 0 E: 0 K: 1 S: 11	H: 2 LOB: 1 BB: 0 P: 14	R: 0 E: 0 K: 1 S: 7	H: 0 LOB: 0 BB: 0 P: 11	R: 0 E: 0 K: 1 S: 14	H: 1 LOB: 1 BB: 0 P: 17	R: 0 E: 0 K: 0 S: 6	H: 1 LOB: 0 BB: 0 P: 9	R: 1 E: 0 K: 1 S: 17	H: 2 LOB: 2 BB: 1 P: 25	R: 0 E: 0 K: 0 S: 9	H: 1 LOB: 1 BB: 0 P: 16	R: 0 E: 0 K: 1 S: 9	H: 0 LOB: 0 BB: 0 P: 17	R: 0 E: 0 K: 1 S: 11	H: 1 LOB: 1 BB: 0 P: 15	R: 0 E: 0 K: 1 S: 10	H: 0 LOB: 0 BB: 0 P: 15	1B: 7 2B: 1 3B: 0 HR: 0	SF: 0 SAC: 0 DP: 1 HBP: 0	WP: 0 PB: 0 SB: 0 CS: 0	PA: 35
PITCHER	IP WLS BF H R ER SO BB IBB HBP BLK WP HR S P ERA WHIP																					
32 Derek Lowe, R ERA: 4.26	6.0 W 25 7 1 1 4 1 0 0 0 0 0 0 64 92 1.50 1.333																					
58 Peter Moylan, R ERA: 4.29	1.0 3 0 0 0 1 0 0 0 0 0 0 0 9 17 0.00 0.000																					
34 Eric O'Flaherty, L ERA: 3.21	1.0 4 1 0 0 1 0 0 0 0 0 0 0 11 14 0.00 1.000																					
46 Manny Acosta, R ERA: 4.15	1.0 3 0 0 0 1 0 0 0 0 0 0 0 10 15 0.00 0.000																					

San Francisco Giants @ Atlanta Braves
Turner Field, Atlanta, GA
Tue Jul 21 2009, 7:00 PM EDT
Att: 25,135 - Partly Cloudy - 84 F

AB 34
R 1
H 8
RBI 1
BB 1
SO 7
LOB 15



Batter	1	2	3	4	5	6	7	8	9	AB	R	H	RBI	BB	SO	LOB	BOTTOM					
13 Nate McLoouth, L OBP: 0.341, SLG: 0.455 58 Peter Moylan, R (7, 1)										4	0	1	0	0	1	2						
20 Greg Norton, S OBP: 0.286, SLG: 0.156 34 Eric O'Flaherty, L (8, 1)										5	3	3	1	0	2	3						
14 Martin Prado, R OBP: 0.387, SLG: 0.491										4	2	1	1	1	0	1						
10 Chipper Jones, S OBP: 0.408, SLG: 0.482										3	1	2	4	2	1	0						
16 Brian McCann, L OBP: 0.379, SLG: 0.508										3	1	2	4	2	1	0						
18 Garret Anderson, L OBP: 0.314, SLG: 0.433										3	0	0	1	0	2	2						
19 Yunel Escobar, R OBP: 0.371, SLG: 0.470										4	0	2	1	0	0							
22 Casey Kotchman, L OBP: 0.352, SLG: 0.396										4	0	1	0	0	4							
25 Ryan Church, L OBP: 0.339, SLG: 0.378										3	1	1	0	1	0	1						
32 Derek Lowe, R OBP: 0.286, SLG: 0.194 23 Matt Diaz, R (7, 9)										1	1	1	0	1	0	0						
										1	0	0	0	0	1							
Inning Stats	R: 1 E: 0 K: 1 S: 11	H: 2 LOB: 1 BB: 0 P: 20	R: 0 E: 0 K: 0 S: 5	H: 0 LOB: 0 BB: 0 P: 5	R: 3 E: 0 K: 0 S: 15	H: 4 LOB: 2 BB: 1 P: 24	R: 4 E: 0 K: 2 S: 15	H: 2 LOB: 0 BB: 2 P: 32	R: 0 E: 0 K: 1 S: 17	H: 2 LOB: 3 BB: 1 P: 26	R: 0 E: 0 K: 0 S: 10	H: 1 LOB: 2 BB: 1 P: 19	R: 0 E: 0 K: 0 S: 8	H: 1 LOB: 0 BB: 0 P: 15	R: 0 E: 0 K: 2 S: 7	H: 0 LOB: 0 BB: 0 P: 9	R: 0 E: 0 K: 2 S: 7	H: 0 LOB: 0 BB: 0 P: 9	1B: 9 2B: 2 3B: 0 HR: 1	SF: 1 SAC: 1 DP: 1 HBP: 0	WP: 0 PB: 0 SB: 0 CS: 0	PA: 40
PITCHER	IP WLS BF H R ER SO BB IBB HBP BLK WP HR S P ERA WHIP																					
56 Ryan Sadowski, R ERA: 4.15	3.2 L 22 8 8 8 2 1 0 0 0 0 0 0 21 32 0.00 2.727																					
45 Justin Miller, R ERA: 2.29	1.1 7 2 0 0 2 1 0 0 0 0 0 0 21 32 0.00 2.250																					
47 Merkin Valdez, R ERA: 4.5	2.0 8 2 0 0 0 1 0 0 0 0 0 0 18 34 0.00 1.500																					
49 Brandon Medders, R (8, 1) ERA: 2.54	1.0 3 0 0 0 2 0 0 0 0 0 0 0 7 9 0.00 0.000																					

San Francisco Giants @ Atlanta Braves
Turner Field, Atlanta, GA
Tue Jul 21 2009, 7:00 PM EDT
Att: 25,135 - Partly Cloudy - 84 F

AB 33
R 8
H 12
RBI 8
BB 5
SO 6
LOB 14



Batter	1	2	3	4	5	6	7	8	9	AB	R	H	RBI	BB	SO	LOB	TOP					
2 Randy Winn, S OBP: 0.324, SLG: 0.391	F8		F7			K		FC6-4		4	0	1	1	0	1	0						
21 John Bowker, L OBP: 0.226, SLG: 0.286	F8			G3			G1-3	FC6-4		3	0	0	0	0	0	0						
33 Aaron Rowand, R OBP: 0.334, SLG: 0.436	F8									1	0	0	0	0	0	2						
41 Jeremy Affeldt, L OBP: 0.500, SLG: 0.500	F8									0	0	0	0	0	0	0						
48 Pablo Sandoval, S OBP: 0.371, SLG: 0.551	F7			G5-3			K		B5-3	4	0	0	0	0	1	0						
1 Bengie Molina, R OBP: 0.279, SLG: 0.437				G6-3					G4-3	4	0	2	0	0	0	0						
12 Nate Schierholz, L OBP: 0.319, SLG: 0.413	F8					K				4	1	1	0	0	2	2						
35 Travis Ishikawa, L OBP: 0.314, SLG: 0.413						P5				4	0	1	1	0	1	1						
5 Juan Uribe, R OBP: 0.322, SLG: 0.458						K				4	1	1	0	0	3	2						
37 Matt Downs, R OBP: 0.280, SLG: 0.302				P3						3	0	0	0	0	1	1						
55 Tim Lincecum, L OBP: 0.239, SLG: 0.195				G3-1						1	0	0	0	0	0	0						
14 Fred Lewis, L OBP: 0.329, SLG: 0.376										1	0	0	0	0	1	0						
46 Bob Howry, L OBP: 0.333, SLG: 0.479										0	0	0	0	0	0	0						
59 Andres Torres, S OBP: 0.333, SLG: 0.479										0	0	0	0	1	0	0						
Inning Stats	R: 0 E: 0 K: 0 S: 7	H: 0 LOB: 0 BB: 0 P: 12	R: 0 E: 0 K: 2 S: 12	H: 1 LOB: 1 BB: 0 P: 20	R: 0 E: 0 K: 0 S: 7	H: 0 LOB: 0 BB: 0 P: 10	R: 0 E: 0 K: 0 S: 7	H: 0 LOB: 0 BB: 0 P: 9	R: 0 E: 0 K: 2 S: 10	H: 0 LOB: 0 BB: 0 P: 12	R: 0 E: 0 K: 3 S: 13	H: 0 LOB: 0 BB: 0 P: 16	R: 0 E: 0 K: 2 S: 12	H: 1 LOB: 1 BB: 0 P: 17	R: 1 E: 0 K: 0 S: 15	H: 2 LOB: 2 BB: 1 P: 26	R: 1 E: 0 K: 1 S: 12	H: 2 LOB: 1 BB: 0 P: 15	1B: 5 2B: 1 3B: 0 HR: 0	SF: 0 SAC: 0 DP: 0 HBP: 0	WP: 0 PB: 0 SB: 0 CS: 0	PA: 34
PITCHER	IP WLS BF H R ER SO BB IBB HBP BLK WP HR S P ERA WHIP																					
49 Jair Jurrjens, R ERA: 2.67	(1, 1) 7.2 W 27 3 1 1 9 1 0 0 0 0 0 0 76 112 1.17 0.522																					
51 Michael Gonzalez, L ERA: 3.25	(8, 1) 0.1 H 2 1 0 0 0 0 0 0 0 0 0 0 7 10 0.00 3.000																					
Rafael Soriano, R ERA: 1.58	(9, 1) 1.0 S 5 2 1 1 1 0 0 0 0 0 0 0 12 15 9.00 2.000																					

San Francisco Giants @ Atlanta Braves
Turner Field, Atlanta, GA
Wed Jul 22 2009, 7:00 PM EDT
Att: 34,672 - Cloudy - 81 F

AB 33
R 2
H 6
RBI 2
BB 1
SO 10
LOB 8



Batter	1	2	3	4	5	6	7	8	9	AB	R	H	RBI	BB	SO	LOB	BOTTOM			
13 Nate McLouth, L OBP: 0.340, SLG: 0.456	K									4	0	1	0	0	3	1				
14 Martin Prado, R OBP: 0.324, SLG: 0.486	K									4	1	1	0	0	1	2				
10 Chipper Jones, S OBP: 0.406, SLG: 0.479										4	1	1	0	0	0	3				
16 Brian McCann, L OBP: 0.377, SLG: 0.504										4	0	1	1	0	2	1				
18 Garret Anderson, L OBP: 0.320, SLG: 0.433										2	1	1	0	2	0	0				
Rafael Soriano, R ERA: 1.58										0	0	0	0	0	0	0				
19 Yunel Escobar, R OBP: 0.370, SLG: 0.477										4	1	1	3	0	1	3				
22 Casey Kotchman, L OBP: 0.352, SLG: 0.396										3	0	1	0	0	2	0				
25 Ryan Church, L OBP: 0.339, SLG: 0.375										2	0	0	0	1	2	1				
49 Jair Jurrjens, R ERA: 2.67	(1, 1) 5.0 L 24 7 4 4 9 2 0 0 0 0 0 0 17 25 0.00 1.800																			
46 Bob Howry, R ERA: 3.5	(6, 1) 2.0 6 0 0 0 3 0 0 0 0 0 0 0 17 25 0.00 0.000																			
41 Jeremy Affeldt, L ERA: 1.21	(8, 1) 1.0 3 0 0 0 0 0 0 0 0 0 0 0 8 13 0.00 1.000																			
Inning Stats	R: 1 E: 0 K: 2 S: 13	H: 3 LOB: 2 BB: 0 P: 19	R: 0 E: 0 K: 3 S: 12	H: 1 LOB: 1 BB: 0 P: 15	R: 3 E: 0 K: 2 S: 14	H: 2 LOB: 0 BB: 1 P: 22	R: 0 E: 0 K: 0 S: 10	H: 1 LOB: 2 BB: 1 P: 19	R: 0 E: 0 K: 2 S: 9	H: 0 LOB: 0 BB: 0 P: 14	R: 0 E: 0 K: 2 S: 10	H: 0 LOB: 0 BB: 0 P: 14	R: 0 E: 0 K: 1 S: 7	H: 0 LOB: 0 BB: 0 P: 11	R: 0 E: 0 K: 0 S: 8	H: 0 LOB: 0 BB: 1 P: 13	1B: 5 2B: 1 3B: 0 HR: 1	SF: 0 SAC: 0 DP: 1 HBP: 0	WP: 0 PB: 0 SB: 1 CS: 0	PA: 33
PITCHER	IP WLS BF H R ER SO BB IBB HBP BLK WP HR S P ERA WHIP																			
55 Tim Lincecum, R ERA: 2.45	(1, 1) 5.0 L 24 7 4 4 9 2 0 0 0 0 0 0 17 25 0.00 1.800																			
46 Bob Howry, R ERA: 3.5	(6, 1) 2.0 6 0 0 0 3 0 0 0 0 0 0 0 17 25 0.00 0.000																			
41 Jeremy Affeldt, L ERA: 1.21	(8, 1) 1.0 3 0 0 0 0 0 0 0 0 0 0 0 8 13 0.00 1.000																			

San Francisco Giants @ Atlanta Braves
Turner Field, Atlanta, GA
Wed Jul 22 2009, 7:00 PM EDT
Att: 34,672 - Cloudy - 81 F

AB 30
R 4
H 7
RBI 4
BB 3
SO 12
LOB 13



Batter	1	2	3	4	5	6	7	8	9	AB	R	H	RBI	BB	SO	LOB	TOP
13 Nate McLouth, L OBP: 0.348, SLG: 0.466										2	0	2	0	2	0	0	Atlanta Braves @ Milwaukee Brewers Miller Park, Milwaukee, WI Sat Jul 25 2009, 6:05 PM CDT Att. 43,565 - Roof Closed - 79 F
14 Martin Prado, R OBP: 0.387, SLG: 0.489										4	0	0	0	0	1	5	
10 Chipper Jones, S OBP: 0.407, SLG: 0.481										3	0	0	0	1	2	1	
16 Brian McCann, L OBP: 0.371, SLG: 0.498										4	0	1	0	0	1	1	
18 Garret Anderson, L OBP: 0.320, SLG: 0.430										4	0	0	0	0	1	1	
19 Yunel Escobar, R OBP: 0.370, SLG: 0.481										4	0	1	0	0	0	1	
22 Casey Kotchman, L OBP: 0.346, SLG: 0.385										3	0	0	0	0	0	1	
25 Ryan Church, L OBP: 0.334, SLG: 0.366										2	0	0	0	1	1	0	
48 Tommy Hanson, R OBP: 0.311, SLG: 0.111										2	0	0	0	0	1	1	
20 Greg Norton, S OBP: 0.288, SLG: 0.167										1	0	0	0	0	1	0	
34 Eric O'Flaherty, L OBP: 0.374, SLG: 0.416										0	0	0	0	0	0	0	
46 Manny Acosta, R OBP: 0.374, SLG: 0.416										0	0	0	0	0	0	0	
Inning Stats	R: 0 H: 1 E: 0 K: 1 S: 7	H: 1 LOB: 1 BB: 1 P: 12	R: 0 H: 1 E: 0 K: 0 S: 5	H: 1 LOB: 0 BB: 0 P: 8	R: 0 H: 1 E: 0 K: 1 S: 12	H: 1 LOB: 1 BB: 0 P: 20	R: 0 H: 0 E: 0 K: 1 S: 11	H: 0 LOB: 2 BB: 2 P: 24	R: 0 H: 0 E: 0 K: 2 S: 13	H: 0 LOB: 1 BB: 1 P: 23	R: 0 H: 0 E: 0 K: 1 S: 10	H: 0 LOB: 0 BB: 0 P: 12	1B: 3 2B: 2 3B: 0 HR: 0	SF: 0 SAC: 0 DP: 2 HBP: 0	WP: 0 PB: 0 SB: 1 CS: 0	PA: 33	
PITCHER	IP WLS BF H R ER SO BB IBB HBP BLK WP HR S P ERA WHIP																
49 Yovani Gallardo, R ERA: 3.09	7.1 W 28 4 0 0 6 4 0 0 0 0 0 0 68 118 0.00 1.091																
60 Todd Coffey, R ERA: 2.5	0.2 H 2 0 0 0 1 0 0 0 0 0 0 0 8 12 0.00 0.000																
57 Mitch Stetter, L ERA: 2.78	1.0 3 0 0 0 1 0 0 0 0 0 0 0 10 12 0.00 0.000																

Batter	1	2	3	4	5	6	7	8	9	AB	R	H	RBI	BB	SO	LOB	BOTTOM	
3 Felipe Lopez, S OBP: 0.367, SLG: 0.417										5	0	1	0	0	1	3	Atlanta Braves @ Milwaukee Brewers Miller Park, Milwaukee, WI Sat Jul 25 2009, 6:05 PM CDT Att. 43,565 - Roof Closed - 79 F	
30 Craig Counsell, L OBP: 0.397, SLG: 0.433										4	0	2	1	0	0	2		
8 Ryan Braun, R OBP: 0.388, SLG: 0.548										4	0	1	0	0	0	4		
28 Prince Fielder, L OBP: 0.432, SLG: 0.598										4	0	1	0	0	1	1		
25 Mike Cameron, R OBP: 0.361, SLG: 0.457										3	1	0	0	1	0	1		
27 Frank Catalanotto, L OBP: 0.333, SLG: 0.393										2	1	2	0	1	0	0		
1 Corey Hart, R OBP: 0.334, SLG: 0.416										0	1	0	0	1	0	0		
7 J.J. Hardy, R OBP: 0.295, SLG: 0.373										2	1	0	0	2	0	3		
18 Jason Kendall, R OBP: 0.325, SLG: 0.281										4	0	0	0	0	0	6		
49 Yovani Gallardo, R OBP: 0.211, SLG: 0.351										3	0	2	1	0	1	0		
60 Todd Coffey, R ERA: 2.5										0	0	0	0	0	0	0		
14 Casey McGehee, R OBP: 0.372, SLG: 0.524										1	0	1	2	0	0	0		
57 Mitch Stetter, L ERA: 2.78										0	0	0	0	0	0	0		
Inning Stats	R: 0 H: 1 E: 0 K: 0 S: 12	H: 1 LOB: 1 BB: 0 P: 19	R: 0 H: 1 E: 0 K: 1 S: 9	H: 1 LOB: 0 BB: 0 P: 14	R: 0 H: 0 E: 0 K: 0 S: 4	H: 0 LOB: 0 BB: 0 P: 9	R: 2 H: 3 E: 0 K: 0 S: 11	H: 3 LOB: 2 BB: 1 P: 19	R: 0 H: 1 E: 0 K: 0 S: 7	H: 1 LOB: 1 BB: 1 P: 13	R: 0 H: 2 E: 0 K: 0 S: 16	H: 2 LOB: 2 BB: 0 P: 22	R: 2 H: 1 E: 0 K: 2 S: 15	H: 1 LOB: 3 BB: 3 P: 31	1B: 8 2B: 2 3B: 0 HR: 0	SF: 0 SAC: 0 DP: 1 HBP: 0	WP: 0 PB: 0 SB: 0 CS: 1	PA: 38
PITCHER	IP WLS BF H R ER SO BB IBB HBP BLK WP HR S P ERA WHIP																	
48 Tommy Hanson, R ERA: 2.95	7.0 L 30 9 2 2 1 2 0 0 0 0 0 0 7 20 54.00 9.000																	
34 Eric O'Flaherty, L ERA: 3.07	0.1 4 0 2 2 1 3 0 0 0 0 0 0 7 20 54.00 9.000																	
46 Manny Acosta, R ERA: 3.86	0.2 3 1 0 0 1 0 0 0 0 0 0 0 8 11 0.00 1.500																	

Batter	1	2	3	4	5	6	7	8	9	AB	R	H	RBI	BB	SO	LOB	TOP							
13 Nate McLouth, L OBP: 0.348, SLG: 0.457	F7		F9			G4-3			K	5	0	1	0	0	1	1								
14 Martin Prado, R OBP: 0.375, SLG: 0.473	1B		G6-3		G4-6-3		F9			4	0	1	0	0	0	2								
10 Chipper Jones, S OBP: 0.406, SLG: 0.487	F8		G6-3			1B				3	0	1	0	1	0	1								
16 Brian McCann, L 8 David Ross, R OBP: 0.333, SLG: 0.533	L3			G3-1		FC6-5		G4-6-3		4	1	0	0	0	0	3								
18 Garret Anderson, L OBP: 0.333, SLG: 0.465		G4-3		F7		HR				4	1	3	2	0	0	0								
19 Yunel Escobar, R OBP: 0.347, SLG: 0.471	G4-3		L9			F9		FC6-5		4	0	0	0	0	0	2								
22 Casey Kotchman, L OBP: 0.347, SLG: 0.403	L5									4	1	2	1	0	0	1								
25 Ryan Church, L OBP: 0.339, SLG: 0.366										3	0	1	0	1	0	1								
11 Kenshin Kawakami, R 54 Kris Medlen, S 23 Matt Diaz, R 46 Manny Acosta, R 36 Boone Logan, R 2 Kelly Johnson, L OBP: 0.301, SLG: 0.460	K									1	0	0	0	0	1	2								
Inning Stats	R: 0 E: 0 K: 0 S: 9	H: 1 LOB: 1 BB: 0 P: 14	R: 0 E: 0 K: 1 S: 10	H: 1 LOB: 2 BB: 1 P: 19	R: 0 E: 0 K: 0 S: 8	H: 0 LOB: 0 BB: 0 P: 15	R: 0 E: 0 K: 0 S: 7	H: 0 LOB: 0 BB: 0 P: 12	R: 1 E: 0 K: 0 S: 12	H: 3 LOB: 1 BB: 0 P: 18	R: 2 E: 0 K: 0 S: 14	H: 3 LOB: 1 BB: 0 P: 26	R: 0 E: 0 K: 0 S: 8	H: 0 LOB: 0 BB: 0 P: 11	R: 0 E: 0 K: 0 S: 7	H: 1 LOB: 1 BB: 1 P: 16	R: 0 E: 0 K: 1 S: 11	H: 1 LOB: 1 BB: 0 P: 12	1B: 5 2B: 2 3B: 1 HR: 2	SF: 0 SAC: 1 DP: 2 HBP: 0	WP: 0 PB: 0 SB: 0 CS: 0	PA: 37		
PITCHER	IP	WLS	BF	H	R	ER	SO	BB	IBB	HBP	BLK	WP	HR	S	P	ERA	WHIP							
55 Josh Johnson, R ERA: 2.87	6.0	W	26	8	3	3	1	0	1	0	0	0	2	60	104	4.50	1.333							
37 Ranyel Pinto, L ERA: 2.95	1.0	H	3	0	0	0	0	0	0	0	0	0	0	8	11	0.00	0.000							
53 Dan Meyer, L ERA: 2.09	0.2	H	3	1	0	0	0	1	0	0	0	0	0	6	15	0.00	3.000							
48 Brendan Donnelly, R ERA:	0.1	H	1	0	0	0	0	0	0	0	0	0	0	1	1	0.00	0.000							
46 Juan Carlos Oviedo, R ERA: 3.81	1.0	S	4	1	0	0	1	0	0	0	0	0	0	11	12	0.00	1.000							

Atlanta Braves @ Florida Marlins
Land Shark Stadium, Miami, FL
Wed Jul 29 2009, 7:10 PM EDT
Att: 13,518 - Cloudy - 74 F

AB 34
R 3
H 10
RBI 3
BB 2
SO 2
LOB 13



Batter	1	2	3	4	5	6	7	8	9	AB	R	H	RBI	BB	SO	LOB	BOTTOM							
8 Chris Coghlan, L OBP: 0.346, SLG: 0.381	F8		FC6-4					G3		4	0	2	0	1	0	1								
1 Emilio Bonifacio, S OBP: 0.290, SLG: 0.312	G1-3		FC6-4		G4-3		L4			4	1	0	0	0	0	3								
2 Hanley Ramirez, R OBP: 0.414, SLG: 0.572	G6-3									4	1	2	2	0	0	0								
3 Jorge Cantu, R OBP: 0.339, SLG: 0.444		F8	F9		L5					2	0	0	0	2	0	1								
27 Jeremy Hermida, L OBP: 0.337, SLG: 0.386				F8		F8				3	0	1	0	1	0	0								
25 Brett Carroll, R OBP: 0.309, SLG: 0.448										0	0	0	0	0	0	0								
6 Dan Uggla, R OBP: 0.338, SLG: 0.434	K									3	2	1	1	1	1	3								
12 Cody Ross, R OBP: 0.325, SLG: 0.459	F8									3	1	0	0	1	1	2								
21 John Baker, L OBP: 0.349, SLG: 0.425	K									4	0	1	0	0	2	4								
55 Josh Johnson, L 14 Gaby Sanchez, R 37 Ranyel Pinto, L 53 Dan Meyer, R 48 Brendan Donnelly, R 18 Wes Helms, R 46 Juan Carlos Oviedo, R OBP: 0.301, SLG: 0.460	K									2	1	1	3	0	1	0								
Inning Stats	R: 0 E: 0 K: 0 S: 7	H: 0 LOB: 0 BB: 0 P: 11	R: 0 E: 0 K: 2 S: 11	H: 1 LOB: 2 BB: 1 P: 21	R: 1 E: 0 K: 1 S: 12	H: 2 LOB: 1 BB: 0 P: 22	R: 3 E: 0 K: 1 S: 14	H: 2 LOB: 1 BB: 2 P: 27	R: 2 E: 0 K: 0 S: 5	H: 2 LOB: 1 BB: 1 P: 10	R: 0 E: 0 K: 0 S: 11	H: 0 LOB: 1 BB: 2 P: 23	R: 0 E: 0 K: 1 S: 7	H: 1 LOB: 1 BB: 0 P: 10	1B: 4 2B: 0 3B: 1 HR: 3	SF: 0 SAC: 0 DP: 0 HBP: 0	WP: 0 PB: 0 SB: 0 CS: 0	PA: 37						
PITCHER	IP	WLS	BF	H	R	ER	SO	BB	IBB	HBP	BLK	WP	HR	S	P	ERA	WHIP							
11 Kenshin Kawakami, R ERA: 4.37	4.2	L	24	7	6	6	4	3	0	0	0	0	0	8	14	0.00	0.750							
54 Kris Medlen, R ERA: 4.93	1.1		5	0	0	0	1	1	0	0	0	0	0	12	25	0.00	1.500							
46 Manny Acosta, R ERA: 5.65	1.1		5	0	0	0	0	2	0	0	0	0	0	6	8	0.00	1.500							
36 Boone Logan, L ERA: 2.0	0.2		3	1	0	0	1	0	0	0	0	0	0	6	8	0.00	1.500							

Atlanta Braves @ Florida Marlins
Land Shark Stadium, Miami, FL
Wed Jul 29 2009, 7:10 PM EDT
Att: 13,518 - Cloudy - 74 F

AB 31
R 6
H 8
RBI 6
BB 6
SO 6
LOB 15



Batter	1	2	3	4	5	6	7	8	9	AB	R	H	RBI	BB	SO	LOB	TOP					
15 Rafael Furcal, S OBP: 0.333, SLG: 0.364	B4-3		FC1-6-5		G4-3	F8		16 1B 7 G4-3	14 1B	5	1	1	0	1	0	2	Los Angeles Dodgers @ Atlanta Braves Turner Field, Atlanta, GA Sun Aug 02 2009, 8:00 PM EDT Att: 37,654 - Partly Cloudy - 77 F					
38 Ramon Troncoso, R (9, 1)										0	0	0	0	0	0	0						
16 Andre Ethier, L OBP: 0.361, SLG: 0.512					K			7 G4-3 27 1B	K	5	1	3	0	1	2	2						
99 Manny Ramirez, R OBP: 0.436, SLG: 0.584										4	2	1	0	1	1	5						
7 James Loney, L OBP: 0.358, SLG: 0.405										6	1	3	2	0	0	6						
27 Matt Kemp, R OBP: 0.380, SLG: 0.488										5	1	3	5	0	2	2						
55 Russell Martin, R OBP: 0.370, SLG: 0.325										5	1	2	0	0	0	3						
5 Mark Loretta, R OBP: 0.329, SLG: 0.280										5	1	2	1	0	0	3						
13 Orlando Hudson, S OBP: 0.360, SLG: 0.433										4	0	2	1	1	1	1						
58 Chad Billingsley, R OBP: 0.285, SLG: 0.352										1	0	0	0	0	1	3						
29 Jason Schmidt, R OBP: 0.290, SLG: 0.280										1	1	1	0	0	0	0						
57 Scott Ethier, L OBP: 0.220, SLG: 0.490										0	0	0	0	0	0	0						
59 Guillermo Mota, R OBP: 0.295, SLG: 0.250										0	0	0	0	0	0	0						
52 George Sherrill, L OBP: 0.295, SLG: 0.250										0	0	0	0	0	0	0						
9 Juan Pierre, L OBP: 0.365, SLG: 0.350										1	0	0	0	0	0	1						
14 Juan Castro, R OBP: 0.340, SLG: 0.410										1	0	1	0	0	0	0						
Inning Stats	R: 0 E: 0 K: 0 S: 12	H: 1 LOB: 1 BB: 0 P: 19	R: 0 E: 0 K: 1 S: 11	H: 1 LOB: 0 BB: 0 P: 15	R: 0 E: 0 K: 1 S: 10	H: 1 LOB: 2 BB: 1 P: 18	R: 0 E: 0 K: 1 S: 14	H: 2 LOB: 3 BB: 1 P: 24	R: 4 E: 0 K: 2 S: 20	H: 5 LOB: 1 BB: 0 P: 27	R: 1 E: 0 K: 1 S: 11	H: 3 LOB: 2 BB: 0 P: 15	R: 0 E: 0 K: 0 S: 7	H: 0 LOB: 0 BB: 0 P: 11	R: 3 E: 0 K: 1 S: 14	H: 3 LOB: 1 BB: 1 P: 28	R: 1 E: 0 K: 1 S: 17	H: 3 LOB: 3 BB: 1 P: 26	1B: 14 2B: 5 3B: 0 HR: 1	SF: 0 SAC: 1 DP: 1 HBP: 0	WP: 0 PB: 0 SB: 1 CS: 0	PA: 49
PITCHER	IP WLS BF H R ER SO BB IBB HBP BLK WP HR S P ERA WHIP	5.0 L 26 10 4 4 5 2 0 0 0 0 1 67 103 7.20 2.400	2.0 9 3 3 1 1 0 0 0 0 0 0 18 26 4.50 1.500	1.0 7 3 3 3 1 0 1 0 0 0 0 14 28 27.00 3.000	1.0 7 3 1 1 1 1 0 0 0 0 0 17 26 9.00 4.000	PITCHER										IP WLS BF H R ER SO BB IBB HBP BLK WP HR S P ERA WHIP						
49 Jair Jurrjens, R ERA: 2.85	54 Kris Medlen, R ERA: 4.89	36 Boone Logan, L ERA: 4.5	46 Manny Acosta, R ERA: 3.81																			
13 Nate McLouth, L OBP: 0.345, SLG: 0.451	G5-3									4	0	1	0	0	0	2	Los Angeles Dodgers @ Atlanta Braves Turner Field, Atlanta, GA Sun Aug 02 2009, 8:00 PM EDT Att: 37,654 - Partly Cloudy - 77 F					
14 Martin Prado, R OBP: 0.374, SLG: 0.472										4	0	2	1	0	0	1						
10 Chipper Jones, S OBP: 0.404, SLG: 0.478										4	0	0	0	0	2	3						
16 Brian McCann, L OBP: 0.370, SLG: 0.515										3	0	0	0	0	2	1						
46 Manny Acosta, R ERA: 3.81										0	0	0	0	0	0	0						
2 Kelly Johnson, L OBP: 0.295, SLG: 0.387										1	0	0	0	0	0	0						
18 Garret Anderson, L OBP: 0.322, SLG: 0.447										4	0	0	0	0	0	0						
22 Adam LaRoche, L OBP: 0.329, SLG: 0.449										4	0	1	0	0	2	0						
23 Matt Diaz, R OBP: 0.353, SLG: 0.424										4	1	1	0	0	2	1						
27 Diory Hernandez, R OBP: 0.205, SLG: 0.220										2	0	0	0	1	1	1						
49 Jair Jurrjens, R ERA: 3.82	20 Greg Norton, S ERA: 3.86	54 Kris Medlen, R ERA: 4.89	36 Boone Logan, R ERA: 2.32	8 David Ross, R ERA: 1.99																		
Inning Stats	R: 0 E: 0 K: 2 S: 11	H: 1 LOB: 1 BB: 0 P: 15	R: 0 E: 0 K: 1 S: 10	H: 0 LOB: 0 BB: 0 P: 17	R: 0 E: 0 K: 2 S: 13	H: 1 LOB: 1 BB: 0 P: 20	R: 0 E: 0 K: 1 S: 7	H: 0 LOB: 0 BB: 0 P: 10	R: 0 E: 0 K: 3 S: 10	H: 0 LOB: 1 BB: 1 P: 21	R: 0 E: 0 K: 0 S: 5	H: 0 LOB: 0 BB: 0 P: 9	R: 0 E: 0 K: 1 S: 10	H: 0 LOB: 0 BB: 0 P: 14	R: 1 E: 0 K: 0 S: 15	H: 2 LOB: 2 BB: 1 P: 21	R: 0 E: 0 K: 1 S: 8	H: 1 LOB: 1 BB: 0 P: 10	1B: 2 2B: 3 3B: 0 HR: 0	SF: 0 SAC: 0 DP: 0 HBP: 0	WP: 1 PB: 0 SB: 0 CS: 0	PA: 34
PITCHER	IP WLS BF H R ER SO BB IBB HBP BLK WP HR S P ERA WHIP	5.0 W 18 2 0 0 0 1 0 0 0 0 0 25 37 3.38 0.750	2.2 10 1 1 1 1 1 0 0 0 0 0 0 2 2 * *	0.1 1 0 0 0 0 0 0 0 0 0 0 3 5 0.00 0.000	1.0 4 1 0 0 1 0 0 0 0 0 0 8 10 0.00 1.000	PITCHER										IP WLS BF H R ER SO BB IBB HBP BLK WP HR S P ERA WHIP						
58 Chad Billingsley, R ERA: 3.82	57 Scott Ethier, L ERA: 3.86	59 Guillermo Mota, R ERA: 2.98	52 George Sherrill, L ERA: 2.32	36 Ramon Troncoso, R ERA: 1.99																		

AB 44
R 9
H 19
RBI 9
BB 4
SO 8
LOB 28



AB 32
R 1
H 5
RBI 1
BB 2
SO 11
LOB 10



Batter	1	2	3	4	5	6	7	8	9	AB	R	H	RBI	BB	SO	LOB	TOP				
13 Nate McLouth, L OBP: 0.344, SLG: 0.447										3	1	0	0	1	2	1					
14 Martín Prado, R OBP: 0.372, SLG: 0.469										4	0	1	0	0	1	0					
10 Chipper Jones, S OBP: 0.402, SLG: 0.475										4	0	1	0	0	1	0					
16 Brian McCann, L OBP: 0.365, SLG: 0.510										3	0	0	1	0	1	0					
18 Garret Anderson, L OBP: 0.318, SLG: 0.441										4	0	0	0	0	2	2					
19 Yunel Escobar, R OBP: 0.368, SLG: 0.469										4	0	1	0	0	0	0					
22 Adam LaRoche, L OBP: 0.332, SLG: 0.457										2	1	1	1	1	0	0					
23 Matt Diaz, R OBP: 0.353, SLG: 0.423										3	0	1	0	0	0	2					
11 Kenshin Kawakami, R OBP: 0.212, SLG: 0.133										2	0	1	0	0	0	1					
20 Greg Norton, S OBP: 0.298, SLG: 0.182										1	0	0	0	0	0	2					
34 Eric O'Flaherty, L										0	0	0	0	0	0	0					
58 Peter Moylan, R										0	0	0	0	0	0	0					
Inning Stats	R: 1 E: 0 K: 0 S: 16	H: 2 LOB: 1 BB: 1 P: 21	R: 1 E: 0 K: 0 S: 9	H: 2 LOB: 0 BB: 0 P: 16	R: 0 E: 0 K: 1 S: 8	H: 0 LOB: 0 BB: 0 P: 11	R: 0 E: 0 K: 1 S: 10	H: 1 LOB: 0 BB: 0 P: 14	R: 0 E: 0 K: 0 S: 7	H: 0 LOB: 0 BB: 0 P: 9	R: 0 E: 0 K: 0 S: 7	H: 1 LOB: 2 BB: 1 P: 12	R: 0 E: 0 K: 2 S: 9	H: 0 LOB: 0 BB: 0 P: 10	R: 0 E: 0 K: 2 S: 9	H: 0 LOB: 0 BB: 0 P: 14	1B: 5 2B: 1 3B: 0 HR: 1	SF: 1 SAC: 0 DP: 1 HBP: 0	WP: 0 PB: 0 SB: 0 CS: 1	PA: 33	
PITCHER	IP WLS BF H R ER SO BB IBB HBP BLK WP HR S P ERA WHIP	IP WLS BF H R ER SO BB IBB HBP BLK WP HR S P ERA WHIP	IP WLS BF H R ER SO BB IBB HBP BLK WP HR S P ERA WHIP	IP WLS BF H R ER SO BB IBB HBP BLK WP HR S P ERA WHIP	IP WLS BF H R ER SO BB IBB HBP BLK WP HR S P ERA WHIP	IP WLS BF H R ER SO BB IBB HBP BLK WP HR S P ERA WHIP	IP WLS BF H R ER SO BB IBB HBP BLK WP HR S P ERA WHIP	IP WLS BF H R ER SO BB IBB HBP BLK WP HR S P ERA WHIP	IP WLS BF H R ER SO BB IBB HBP BLK WP HR S P ERA WHIP	IP WLS BF H R ER SO BB IBB HBP BLK WP HR S P ERA WHIP	IP WLS BF H R ER SO BB IBB HBP BLK WP HR S P ERA WHIP	IP WLS BF H R ER SO BB IBB HBP BLK WP HR S P ERA WHIP	IP WLS BF H R ER SO BB IBB HBP BLK WP HR S P ERA WHIP	IP WLS BF H R ER SO BB IBB HBP BLK WP HR S P ERA WHIP	IP WLS BF H R ER SO BB IBB HBP BLK WP HR S P ERA WHIP	IP WLS BF H R ER SO BB IBB HBP BLK WP HR S P ERA WHIP	IP WLS BF H R ER SO BB IBB HBP BLK WP HR S P ERA WHIP	IP WLS BF H R ER SO BB IBB HBP BLK WP HR S P ERA WHIP	IP WLS BF H R ER SO BB IBB HBP BLK WP HR S P ERA WHIP	IP WLS BF H R ER SO BB IBB HBP BLK WP HR S P ERA WHIP	IP WLS BF H R ER SO BB IBB HBP BLK WP HR S P ERA WHIP

Atlanta Braves @ San Diego Padres
PETCO Park, San Diego, CA
Mon Aug 03 2009, 10:05 PM EDT
Att: 20,423 - Partly Cloudy - 74 F

AB 30
R 2
H 6
RBI 2
BB 2
SO 7
LOB 8



Batter	1	2	3	4	5	6	7	8	9	AB	R	H	RBI	BB	SO	LOB	BOTTOM				
18 Tony Gwynn Jr., L OBP: 0.395, SLG: 0.378										4	0	0	0	0	1	2					
22 David Eckstein, R OBP: 0.329, SLG: 0.351										3	1	1	0	1	1	0					
25 Will Venable, L OBP: 0.315, SLG: 0.412										4	1	3	1	0	0	2					
5 Kevin Koussamanoff, R OBP: 0.294, SLG: 0.420										4	0	1	1	0	0	4					
7 Chase Headley, S OBP: 0.319, SLG: 0.378										4	0	1	0	0	1	2					
8 Kyle Blanks, R OBP: 0.348, SLG: 0.468										4	1	1	1	0	0	2					
21 Heath Bell, R										0	0	0	0	0	0	0					
30 Eliezer Alfonzo, R OBP: 0.217, SLG: 0.282										4	0	1	0	0	1	0					
1 Everth Cabrera, S OBP: 0.346, SLG: 0.400										3	1	1	0	0	1						
38 Mat Latos, R										2	0	0	0	0	1	1					
14 Oscar Salazar, R OBP: 0.398, SLG: 0.565										1	0	1	1	0	0	0					
37 Mike Adams, R										0	0	0	0	0	0	0					
23 Adrián González, L OBP: 0.391, SLG: 0.530										0	0	0	0	0	0	0					
Inning Stats	R: 1 E: 0 K: 1 S: 12	H: 2 LOB: 1 BB: 0 P: 15	R: 1 E: 0 K: 0 S: 10	H: 2 LOB: 1 BB: 0 P: 12	R: 1 E: 1 K: 1 S: 12	H: 2 LOB: 1 BB: 0 P: 18	R: 0 E: 0 K: 1 S: 7	H: 0 LOB: 0 BB: 0 P: 13	R: 0 E: 0 K: 1 S: 10	H: 1 LOB: 1 BB: 0 P: 14	R: 0 E: 0 K: 0 S: 9	H: 1 LOB: 0 BB: 0 P: 12	R: 1 E: 0 K: 0 S: 18	H: 2 LOB: 2 BB: 1 P: 34	R: 0 E: 0 K: 1 S: 8	H: 0 LOB: 0 BB: 0 P: 12	1B: 7 2B: 1 3B: 1 HR: 1	SF: 0 SAC: 0 DP: 1 HBP: 0	WP: 0 PB: 0 SB: 3 CS: 0	PA: 34	
PITCHER	IP WLS BF H R ER SO BB IBB HBP BLK WP HR S P ERA WHIP	IP WLS BF H R ER SO BB IBB HBP BLK WP HR S P ERA WHIP	IP WLS BF H R ER SO BB IBB HBP BLK WP HR S P ERA WHIP	IP WLS BF H R ER SO BB IBB HBP BLK WP HR S P ERA WHIP	IP WLS BF H R ER SO BB IBB HBP BLK WP HR S P ERA WHIP	IP WLS BF H R ER SO BB IBB HBP BLK WP HR S P ERA WHIP	IP WLS BF H R ER SO BB IBB HBP BLK WP HR S P ERA WHIP	IP WLS BF H R ER SO BB IBB HBP BLK WP HR S P ERA WHIP	IP WLS BF H R ER SO BB IBB HBP BLK WP HR S P ERA WHIP	IP WLS BF H R ER SO BB IBB HBP BLK WP HR S P ERA WHIP	IP WLS BF H R ER SO BB IBB HBP BLK WP HR S P ERA WHIP	IP WLS BF H R ER SO BB IBB HBP BLK WP HR S P ERA WHIP	IP WLS BF H R ER SO BB IBB HBP BLK WP HR S P ERA WHIP	IP WLS BF H R ER SO BB IBB HBP BLK WP HR S P ERA WHIP	IP WLS BF H R ER SO BB IBB HBP BLK WP HR S P ERA WHIP	IP WLS BF H R ER SO BB IBB HBP BLK WP HR S P ERA WHIP	IP WLS BF H R ER SO BB IBB HBP BLK WP HR S P ERA WHIP	IP WLS BF H R ER SO BB IBB HBP BLK WP HR S P ERA WHIP	IP WLS BF H R ER SO BB IBB HBP BLK WP HR S P ERA WHIP	IP WLS BF H R ER SO BB IBB HBP BLK WP HR S P ERA WHIP	IP WLS BF H R ER SO BB IBB HBP BLK WP HR S P ERA WHIP

Atlanta Braves @ San Diego Padres
PETCO Park, San Diego, CA
Mon Aug 03 2009, 10:05 PM EDT
Att: 20,423 - Partly Cloudy - 74 F

AB 33
R 4
H 10
RBI 4
BB 1
SO 5
LOB 14



Batter	1	2	3	4	5	6	7	8	9	AB	R	H	RBI	BB	SO	LOB	TOP
13 Nate McLouth, L OBP: 0.346, SLG: 0.449										5	1	3	2	0	1	0	Atlanta Braves @ San Diego Padres PETCO Park, San Diego, CA Wed Aug 05 2009, 3:35 PM EDT Att: 21,816 - Sunny - 78 F
14 Martín Prado, R OBP: 0.377, SLG: 0.483										4	1	2	1	0	1	1	
10 Chipper Jones, S OBP: 0.404, SLG: 0.473										4	1	3	0	1	0	1	
16 Brian McCann, L OBP: 0.369, SLG: 0.505										3	0	1	2	2	1	2	
18 Garret Anderson, L Rafael Soriano, R										5	0	1	1	0	1	4	
19 Yunel Escobar, R OBP: 0.366, SLG: 0.464										5	0	1	0	0	1	2	
22 Adam LaRoche, L OBP: 0.338, SLG: 0.460										5	1	1	0	0	2	1	
25 Ryan Church, L OBP: 0.344, SLG: 0.369										3	2	2	0	1	0	0	
48 Tommy Hanson, R 58 Peter Moylan, R 20 Greg Norton, S 51 Michael Gonzalez, R 23 Matt Diaz, R										1	0	0	0	0	0	1	
Inning Stats	R: 1 H: 3 E: 1 K: 1 S: 13	H: 3 R: 2 ER: 0 LOB: 2 BB: 1 P: 23	R: 0 H: 0 E: 0 K: 1 S: 8	H: 0 R: 0 ER: 0 LOB: 0 BB: 0 P: 12	R: 3 H: 5 E: 0 K: 0 S: 16	H: 1 R: 0 ER: 0 LOB: 1 BB: 2 P: 23	R: 0 H: 0 E: 0 K: 0 S: 12	H: 0 R: 0 ER: 0 LOB: 0 BB: 2 P: 5	R: 0 H: 1 E: 0 K: 2 S: 11	H: 1 R: 0 ER: 0 LOB: 1 BB: 0 P: 14	R: 0 H: 1 E: 0 K: 2 S: 11	H: 1 R: 0 ER: 0 LOB: 1 BB: 0 P: 19	1B: 14 2B: 1 3B: 0 HR: 0	SF: 1 SAC: 2 DP: 1 HBP: 0	WP: 0 PB: 0 SB: 0 CS: 1	PA: 43	
PITCHER	IP WLS BF H R ER SO BB IBB HBP BLK WP HR S P ERA WHIP																
49 Chad Gaudin, R ERA: 5.13	3.1 L 20 9 6 6 3 2 0 0 0 0 0 0 51 85 16.20 3.300																
59 Luis Perdomo, R ERA: 3.89	2.2 12 3 0 0 1 2 0 0 0 0 0 0 34 60 0.00 1.875																
40 Greg Burke, R ERA: 3.9	2.0 7 1 0 0 1 0 0 0 0 0 0 0 15 19 0.00 0.500																
54 Joe Thatcher, L ERA: 3.51	1.0 4 1 0 0 2 0 0 0 0 0 0 0 11 19 0.00 1.000																

AB 36
R 6
H 14
RBI 6
BB 4
SO 7
LOB 12



Batter	1	2	3	4	5	6	7	8	9	AB	R	H	RBI	BB	SO	LOB	BOTTOM
1 Everth Cabrera, S OBP: 0.349, SLG: 0.415										3	1	1	0	1	1	1	Atlanta Braves @ San Diego Padres PETCO Park, San Diego, CA Wed Aug 05 2009, 3:35 PM EDT Att: 21,816 - Sunny - 78 F
25 Will Venable, L OBP: 0.333, SLG: 0.467										4	1	2	2	0	2	1	
23 Adrián González, L OBP: 0.394, SLG: 0.530										2	0	1	0	2	1	1	
5 Kevin Kouzmanoff, R 40 Greg Burke, L 54 Joe Thatcher, L 14 Oscar Salazar, R										3	0	0	0	0	0	4	
7 Chase Headley, S OBP: 0.323, SLG: 0.391										3	0	1	0	1	1	0	
8 Kyle Blanks, R OBP: 0.342, SLG: 0.446										4	0	1	0	0	2	2	
15 Luis Antonio Rodríguez, R OBP: 0.327, SLG: 0.285										4	0	0	0	0	1	2	
30 Eliezer Alfonzo, R OBP: 0.211, SLG: 0.274										3	0	0	0	0	2	2	
49 Chad Gaudin, R 59 Luis Perdomo, R 18 Tony Gwynn Jr., L										1	0	0	0	0	1	0	
Inning Stats	R: 0 H: 1 E: 0 K: 0 S: 4	H: 0 R: 0 ER: 0 LOB: 0 BB: 1 P: 14	R: 0 H: 0 E: 0 K: 2 S: 9	H: 0 R: 0 ER: 0 LOB: 0 BB: 0 P: 12	R: 0 H: 0 E: 1 K: 1 S: 8	H: 1 R: 0 ER: 0 LOB: 1 BB: 0 P: 5	R: 2 H: 3 E: 0 K: 0 S: 7	H: 1 R: 0 ER: 0 LOB: 1 BB: 0 P: 14	R: 0 H: 1 E: 0 K: 3 S: 13	H: 1 R: 0 ER: 0 LOB: 1 BB: 0 P: 16	R: 0 H: 0 E: 0 K: 1 S: 10	H: 0 R: 0 ER: 0 LOB: 1 BB: 1 P: 16	1B: 4 2B: 2 3B: 1 HR: 1	SF: 0 SAC: 0 DP: 4 HBP: 0	WP: 0 PB: 0 SB: 1 CS: 1	PA: 34	
PITCHER	IP WLS BF H R ER SO BB IBB HBP BLK WP HR S P ERA WHIP																
48 Tommy Hanson, R 58 Peter Moylan, R 51 Michael Gonzalez, L Rafael Soriano, R	6.0 W 22 5 2 2 5 3 0 0 0 0 0 0 41 72 3.00 1.333																
58 Peter Moylan, R ERA: 3.59	1.0 4 1 0 0 2 0 0 0 0 0 0 0 10 14 0.00 1.000																
51 Michael Gonzalez, L ERA: 2.85	1.0 4 1 0 0 3 0 0 0 0 0 0 0 13 16 0.00 1.000																
Rafael Soriano, R ERA: 1.8	1.0 4 0 0 0 1 0 0 0 0 0 0 0 10 16 0.00 1.000																

AB 30
R 2
H 7
RBI 2
BB 4
SO 11
LOB 13



Batter	1	2	3	4	5	6	7	8	9	10	11	12	AB	R	H	RBI	BB	SO	LOB	TOP																		
13 Nate McLouth, L OBP: 0.344, SLG: 0.441	F8		E3		G6-3		P4				G3-1		5	1	1	0	1	0	0																			
14 Martin Prado, R OBP: 0.370, SLG: 0.471	G6-3		G4-3				E7				K		6	0	2	0	0	1	2																			
18 Garret Anderson, L OBP: 0.320, SLG: 0.435	G3		G3				F7						6	1	2	1	0	0	2																			
16 Brian McCann, L OBP: 0.361, SLG: 0.491		G3			G6-3		K				G6-3		6	1	1	0	0	1	2																			
22 Adam LaRoche, L OBP: 0.340, SLG: 0.455		K			G3						F8		5	0	0	0	1	3	2																			
19 Yunel Escobar, R OBP: 0.372, SLG: 0.467							FC6-4				G6-3		5	2	3	1	1	0	2																			
25 Ryan Church, L OBP: 0.351, SLG: 0.388							F7						5	2	3	4	1	1	1																			
2 Kelly Johnson, L OBP: 0.293, SLG: 0.395		K					F9						6	1	1	2	0	1	3																			
46 Jay Johnson, R OBP: 0.285, SLG: 0.375													1	0	0	0	0	0	0																			
23 Matt Diaz, R OBP: 0.285, SLG: 0.375													1	0	0	0	0	0	0																			
44 Jimmy Rollins, R OBP: 0.385, SLG: 0.525													1	0	0	0	0	0	0																			
34 Eric O'Flaherty, L OBP: 0.285, SLG: 0.375													1	0	0	0	0	0	0																			
91 Michael Gonzalez, L OBP: 0.285, SLG: 0.375													1	0	0	0	0	0	0																			
27 Diego Gonzalez, R OBP: 0.285, SLG: 0.375													1	0	0	0	0	0	0																			
89 Ryan Soria, R OBP: 0.285, SLG: 0.375													1	0	0	0	0	0	0																			
Inning Stats	R: 0 E: 0 K: 0 S: 7	H: 0 LOB: 0 BB: 0 P: 7	R: 1 E: 0 K: 2 S: 10	H: 2 LOB: 1 BB: 0 P: 16	R: 1 E: 0 K: 0 S: 6	H: 1 LOB: 0 BB: 1 P: 12	R: 0 E: 0 K: 0 S: 5	H: 0 LOB: 0 BB: 0 P: 11	R: 0 E: 0 K: 0 S: 7	H: 0 LOB: 0 BB: 0 P: 11	R: 0 E: 0 K: 1 S: 11	H: 1 LOB: 2 BB: 1 P: 21	R: 2 E: 1 K: 0 S: 12	H: 2 LOB: 1 BB: 1 P: 18	R: 0 E: 0 K: 0 S: 16	H: 0 LOB: 0 BB: 0 P: 23	R: 1 E: 0 K: 1 S: 17	H: 1 LOB: 1 BB: 1 P: 23	R: 0 E: 0 K: 2 S: 8	H: 0 LOB: 0 BB: 0 P: 10	R: 0 E: 0 K: 1 S: 9	H: 0 LOB: 0 BB: 0 P: 13	R: 4 E: 0 K: 1 S: 14	H: 4 LOB: 0 BB: 0 P: 24	1B: 10 2B: 1 3B: 0 HR: 2	SF: 0 SAC: 0 DP: 1 HBP: 0	WP: 1 PB: 0 SB: 1 CS: 0	PA: 53										
PITCHER	IP WLS BF H R ER SO BB IBB HBP BLK WP HR S P ERA WHIP	58 Chad Billingsley, R ERA: 3.42	56 Hung-Chih Kuo, L ERA: 4.76	52 George Sherrill, L ERA: 2.18	51 Jonathan Broxton, R ERA: 2.9	31 James McDonald, R ERA: 4.14	PITCHER	IP WLS BF H R ER SO BB IBB HBP BLK WP HR S P ERA WHIP	38 Ramon Troncoso, R ERA: 2.22	57 Scott Elbert, L ERA: 4.8	49 Jair Jurrjens, R ERA: 3.42	54 Kris Medlen, R ERA: 4.01	46 Manny Acosta, R ERA: 3.58	34 Eric O'Flaherty, L ERA: 3.05	51 Michael Gonzalez, L ERA: 2.77	58 Peter Moylan, R ERA: 3.42	Rafael Soriano, R ERA: 2.29	49 Jair Jurrjens, R ERA: 3.42	54 Kris Medlen, R ERA: 4.01	46 Manny Acosta, R ERA: 3.58	34 Eric O'Flaherty, L ERA: 3.05	51 Michael Gonzalez, L ERA: 2.77	58 Peter Moylan, R ERA: 3.42	Rafael Soriano, R ERA: 2.29	49 Jair Jurrjens, R ERA: 3.42	54 Kris Medlen, R ERA: 4.01	46 Manny Acosta, R ERA: 3.58	34 Eric O'Flaherty, L ERA: 3.05	51 Michael Gonzalez, L ERA: 2.77	58 Peter Moylan, R ERA: 3.42	Rafael Soriano, R ERA: 2.29	49 Jair Jurrjens, R ERA: 3.42	54 Kris Medlen, R ERA: 4.01	46 Manny Acosta, R ERA: 3.58	34 Eric O'Flaherty, L ERA: 3.05	51 Michael Gonzalez, L ERA: 2.77	58 Peter Moylan, R ERA: 3.42	Rafael Soriano, R ERA: 2.29

Atlanta Braves @ Los Angeles Dodgers
Dodger Stadium, Los Angeles, CA
Fri-Aug 07 2009, 7:10 PM PDT
Att: 53,184 - Clear - 72 F

AB 48
R 9
H 13
RBI 8
BB 5
SO 8
LOB 14



Batter	1	2	3	4	5	6	7	8	9	10	11	12	AB	R	H	RBI	BB	SO	LOB	BOTTOM																
15 Rafael Furcal, S OBP: 0.332, SLG: 0.368	G6-3		G4-3				G3				B1-3		6	1	1	0	0	0	4																	
16 Andre Ethier, L OBP: 0.364, SLG: 0.514													2	1	0	0	4	0	0																	
58 Manny Ramirez, R OBP: 0.441, SLG: 0.538													3	0	0	0	1	2	2																	
51 Jonathan Broxton, R ERA: 2.9													0	0	0	0	0	0	0																	
5 Mark Loretta, R OBP: 0.313, SLG: 0.348													1	0	0	0	0	0	1																	
31 James McDonald, L ERA: 4.14													0	0	0	0	0	0	0																	
21 Tony Abreu, S OBP: 0.285, SLG: 0.375													1	0	0	0	0	0	3																	
38 Ramon Troncoso, R ERA: 2.22													0	0	0	0	0	0	0																	
57 Scott Elbert, L ERA: 4.8													0	0	0	0	0	0	0																	
23 Casey Blake, R OBP: 0.366, SLG: 0.484													6	1	3	3	0	2	2																	
7 James Loney, L OBP: 0.356, SLG: 0.396													5	0	0	0	1	3	3																	
27 Matt Kemp, R OBP: 0.378, SLG: 0.496													6	1	1	0	0	2	2																	
55 Russell Martin, R OBP: 0.377, SLG: 0.333													5	1	3	0	0	0	0																	
13 Orlando Hudson, S OBP: 0.360, SLG: 0.428													4	0	1	1	0	1	1																	
58 Chad Billingsley, R OBP: 0.361, SLG: 0.491													3	0	1	0	0	1	2																	
56 Hung-Chih Kuo, L ERA: 4.76													0	0	0	0	0	0	0																	
52 George Sherrill, L ERA: 2.18													0	0	0	0	0	0	0																	
9 Juan Pierre, L OBP: 0.372, SLG: 0.392													1	0	0	0	1	0	0																	
Inning Stats	R: 0 E: 0 K: 2 S: 16	H: 0 LOB: 2 BB: 2 P: 28	R: 1 E: 0 K: 0 S: 17	H: 2 LOB: 1 BB: 0 P: 20	R: 0 E: 0 K: 1 S: 11	H: 1 LOB: 1 BB: 0 P: 16	R: 1 E: 1 K: 1 S: 11	H: 2 LOB: 1 BB: 0 P: 17	R: 3 E: 0 K: 3 S: 14	H: 2 LOB: 0 BB: 1 P: 24	R: 0 E: 0 K: 0 S: 6	H: 1 LOB: 1 BB: 1 P: 8	R: 0 E: 0 K: 1 S: 11	H: 1 LOB: 2 BB: 1 P: 23	R: 0 E: 0 K: 0 S: 16	H: 0 LOB: 0 BB: 0 P: 16	R: 0 E: 0 K: 1 S: 11	H: 0 LOB: 1 BB: 1 P: 10	R: 0 E: 0 K: 1 S: 9	H: 0 LOB: 0 BB: 0 P: 12	R: 0 E: 0 K: 0 S: 5	H: 1 LOB: 3 BB: 2 P: 17	R: 0 E: 0 K: 1 S: 12	H: 0 LOB: 0 BB: 0 P: 15	1B: 9 2B: 0 3B: 0 HR: 1	SF: 0 SAC: 1 DP: 2 HBP: 0	WP: 0 PB: 0 SB: 2 CS: 0	PA: 51								
PITCHER	IP WLS BF H R ER SO BB IBB HBP BLK WP HR S P ERA WHIP	49 Jair Jurrjens, R ERA: 3.42	54 Kris Medlen, R ERA: 4.01	46 Manny Acosta, R ERA: 3.58	34 Eric O'Flaherty, L ERA: 3.05	51 Michael Gonzalez, L ERA: 2.77	58 Peter Moylan, R ERA: 3.42	Rafael Soriano, R ERA: 2.29	49 Jair Jurrjens, R ERA: 3.42	54 Kris Medlen, R ERA: 4.01	46 Manny Acosta, R ERA: 3.58	34 Eric O'Flaherty, L ERA: 3.05	51 Michael Gonzalez, L ERA: 2.77	58 Peter Moylan, R ERA: 3.42	Rafael Soriano, R ERA: 2.29	49 Jair Jurrjens, R ERA: 3.42	54 Kris Medlen, R ERA: 4.01	46 Manny Acosta, R ERA: 3.58	34 Eric O'Flaherty, L ERA: 3.05	51 Michael Gonzalez, L ERA: 2.77	58 Peter Moylan, R ERA: 3.42	Rafael Soriano, R ERA: 2.29	49 Jair Jurrjens, R ERA: 3.42	54 Kris Medlen, R ERA: 4.01	46 Manny Acosta, R ERA: 3.58	34 Eric O'Flaherty, L ERA: 3.05	51 Michael Gonzalez, L ERA: 2.77	58 Peter Moylan, R ERA: 3.42	Rafael Soriano, R ERA: 2.29	49 Jair Jurrjens, R ERA: 3.42	54 Kris Medlen, R ERA: 4.01	46 Manny Acosta, R ERA: 3.58	34 Eric O'Flaherty, L ERA: 3.05	51 Michael Gonzalez, L ERA: 2.77	58 Peter Moylan, R ERA: 3.42	Rafael Soriano, R ERA: 2.29

Atlanta Braves @ Los Angeles Dodgers
Dodger Stadium, Los Angeles, CA
Fri-Aug 07 2009, 7:10 PM PDT
Att: 53,184 - Clear - 72 F

AB 43
R 5
H 10
RBI 4
BB 7
SO 11
LOB 20



Batter	1	2	3	4	5	6	7	8	9	AB	R	H	RBI	BB	SO	LOB	TOP										
25 Ryan Church, L (1.8) OBP: 0.346, SLG: 0.388	G3		F8		F8			G5-3	14 1B	5	1	1	1	0	0	2											
14 Martín Prado, R (1.5) OBP: 0.365, SLG: 0.463	G4-3		1B		F9			K	1B	5	0	2	3	0	1	1											
18 Garret Anderson, L (1.7) OBP: 0.314, SLG: 0.426	K		K		G3			G5-3	F8	5	0	0	0	0	2	3											
19 Yunel Escobar, R (1.6) OBP: 0.373, SLG: 0.462		K				F8			16 2B	3	2	1	0	1	1	0											
16 Brian McCann, L (1.2) OBP: 0.361, SLG: 0.491	G4-3					F9			23 1B	3	1	1	0	0	0	0											
23 Matt Diaz, R (1.9) OBP: 0.355, SLG: 0.452						L6			25 2B	4	2	3	2	0	0	0											
22 Adam LaRoche, L (1.3) OBP: 0.336, SLG: 0.448	L3-1								SF9	3	0	0	1	0	0	2											
2 Kelly Johnson, L (1.4) OBP: 0.301, SLG: 0.408										3	2	1	0	1	1	1											
33 Javier Vazquez, R (1.1) OBP: 0.208, SLG: 0.222										2	0	1	0	0	0	0											
20 Greg Norton, S (9, PH) OBP: 0.286, SLG: 0.172										1	0	0	0	0	0	2											
46 Manny Acosta, R (9.1)										0	0	0	0	0	0	0											
58 Peter Moylan, R (9.1)										0	0	0	0	0	0	0											
Inning Stats	R: 0 H: 0 E: 0 K: 1 S: 9	H: 0 LOB: 0 BB: 0 P: 13	R: 1 H: 1 E: 0 K: 1 S: 10	H: 1 LOB: 0 BB: 0 P: 14	R: 1 H: 2 E: 0 K: 1 S: 13	H: 1 LOB: 1 BB: 0 P: 18	R: 1 H: 1 E: 0 K: 0 S: 7	H: 1 LOB: 1 BB: 0 P: 13	R: 0 H: 0 E: 0 K: 0 S: 12	H: 0 LOB: 0 BB: 0 P: 17	R: 0 H: 0 E: 0 K: 0 S: 7	H: 0 LOB: 0 BB: 0 P: 8	R: 0 H: 0 E: 0 K: 1 S: 5	H: 0 LOB: 0 BB: 0 P: 7	R: 0 H: 0 E: 0 K: 1 S: 8	H: 0 LOB: 0 BB: 0 P: 10	R: 5 H: 5 E: 0 K: 0 S: 16	H: 5 LOB: 1 BB: 1 P: 29	1B: 7 2B: 2 3B: 0 HR: 1	SF: 1 SAC: 1 DP: 1 HBP: 1	WP: 1 PB: 0 SB: 0 CS: 0	PA: 39					
PITCHER	IP	WLS	BF	H	R	ER	SO	BB	IBB	HBP	BLK	WP	HR	S	P	ERA	WHIP										
50 Eric Stults, L (1.1) ERA: 4.86	5.0	L	21	5	3	3	3	1	0	1	0	1	1	51	75	5.40	1.200										
36 Jeff Weaver, R (9.1) ERA: 3.9	3.0		9	0	0	0	2	0	0	0	0	0	0	20	25	0.00	0.000										
38 Ramon Troncoso, R (9.1) ERA: 2.76	0.1		5	3	4	4	0	1	0	0	0	0	0	9	17	108.00	12.000										
59 Guillermo Mota, R (9.1) ERA: 3.42	0.2		4	2	1	1	0	0	0	0	0	0	0	7	12	13.50	3.000										

Atlanta Braves @ Los Angeles Dodgers
Dodger Stadium, Los Angeles, CA
Sun Aug 09 2009, 1:10 PM PDT
Att: 45,438 - Sunny - 79 F

AB 34
R 8
H 10
RBI 7
BB 2
SO 5
LOB 11



Batter	1	2	3	4	5	6	7	8	9	AB	R	H	RBI	BB	SO	LOB	BOTTOM										
15 Rafael Furcal, S (1.6) OBP: 0.332, SLG: 0.363	K		F7			F9				3	0	0	0	1	1	0											
16 Andre Ethier, L (1.9) OBP: 0.362, SLG: 0.510	K					K				4	1	1	0	0	2	1											
99 Manny Ramirez, R (1.7) OBP: 0.431, SLG: 0.581	K									4	1	3	0	0	1	0											
23 Casey Blake, R (1.5) OBP: 0.367, SLG: 0.484										2	0	1	1	1	0	1											
27 Matt Kemp, R (1.8) OBP: 0.375, SLG: 0.490										4	0	0	0	0	2	3											
55 Russell Martin, R (1.2) OBP: 0.377, SLG: 0.332										3	0	1	0	0	0	1											
13 Orlando Hudson, S (1.4) OBP: 0.362, SLG: 0.431										4	0	2	0	0	0	2											
5 Mark Loretta, R (1.3) OBP: 0.320, SLG: 0.274										4	0	0	0	0	0	3											
50 Eric Stults, L (1.1) ERA: 5.211, SLG: 0.067										1	0	0	0	0	0	0											
9 Justin Fierro, L (5, PH) OBP: 0.370, SLG: 0.392										1	0	0	0	0	0	1											
36 Jeff Weaver, L (9.1) ERA: 3.90, SLG: 0.392										0	0	0	0	0	0	0											
7 James Loney, L (9, PH) OBP: 0.300, SLG: 0.300										1	0	0	0	0	1	0											
38 Ramon Troncoso, R (9.1) OBP: 0.340, SLG: 0.399										0	0	0	0	0	0	0											
59 Guillermo Mota, R (9.1) ERA: 3.00, SLG: 0.300										0	0	0	0	0	0	0											
Inning Stats	R: 0 H: 0 E: 0 K: 3 S: 9	H: 0 LOB: 0 BB: 0 P: 15	R: 0 H: 0 E: 0 K: 1 S: 13	H: 0 LOB: 1 BB: 1 P: 20	R: 0 H: 0 E: 0 K: 0 S: 5	H: 0 LOB: 0 BB: 0 P: 8	R: 1 H: 2 E: 0 K: 0 S: 10	H: 2 LOB: 0 BB: 0 P: 15	R: 0 H: 1 E: 0 K: 0 S: 7	H: 1 LOB: 1 BB: 0 P: 10	R: 0 H: 1 E: 0 K: 1 S: 9	H: 1 LOB: 0 BB: 0 P: 13	R: 0 H: 1 E: 0 K: 1 S: 8	H: 1 LOB: 0 BB: 0 P: 11	R: 0 H: 0 E: 0 K: 1 S: 12	H: 0 LOB: 1 BB: 1 P: 21	R: 1 H: 3 E: 0 K: 0 S: 12	H: 3 LOB: 2 BB: 0 P: 21	1B: 6 2B: 3 3B: 0 HR: 0	SF: 1 SAC: 0 DP: 3 HBP: 1	WP: 0 PB: 0 SB: 0 CS: 0	PA: 35					
PITCHER	IP	WLS	BF	H	R	ER	SO	BB	IBB	HBP	BLK	WP	HR	S	P	ERA	WHIP										
33 Javier Vazquez, R (1.1) ERA: 2.9	8.0	W	29	5	1	1	7	2	0	0	0	0	0	73	113	1.12	0.875										
46 Manny Acosta, R (9.1) ERA: 3.81	0.2		5	3	1	1	0	0	0	1	0	0	0	8	16	13.50	4.500										
58 Peter Moylan, R (9.1) ERA: 3.4	0.1		1	0	0	0	0	0	0	0	0	0	0	4	5	0.00	0.000										

Atlanta Braves @ Los Angeles Dodgers
Dodger Stadium, Los Angeles, CA
Sun Aug 09 2009, 1:10 PM PDT
Att: 45,438 - Sunny - 79 F

AB 31
R 2
H 8
RBI 1
BB 2
SO 7
LOB 12



Batter	1	2	3	4	5	6	7	8	9	AB	R	H	RBI	BB	SO	LOB	TOP				
1 Nyer Morgan, L (1, 8) OBP: 0.373, SLG: 0.389										4	0	2	0	1	0	3					
15 Cristian Guzman, S (1, 6) OBP: 0.340, SLG: 0.437										3	1	1	0	1	0	1					
11 Ryan Zimmerman, R (1, 5) OBP: 0.372, SLG: 0.533										3	0	1	0	1	0	1					
44 Adam Dunn, L (1, 3) OBP: 0.406, SLG: 0.569										4	0	2	1	0	1	0					
16 Josh Willingham, R (1, 7) OBP: 0.413, SLG: 0.582										4	0	0	0	0	1	4					
34 Elijah Dukes, R (1, 9) OBP: 0.310, SLG: 0.413										4	1	1	0	0	1	2					
7 Josh Bard, S (1, 2) OBP: 0.317, SLG: 0.346										3	0	0	0	1	0	0					
10 Ronnie Belliard, R (1, 4) OBP: 0.286, SLG: 0.340										3	0	2	1	1	1	0					
35 Craig Stammen, R (1, 1) OBP: 0.229, SLG: 0.330										2	0	0	0	0	2	1					
22 Willie Harris, L (7, PH) OBP: 0.264, SLG: 0.388										0	0	0	0	0	0	0					
29 Jorge Sosa, R (7, 1) OBP: 0.304, SLG: 0.476										0	0	0	0	0	0	0					
17 Sean Burnett, L (7, 1) OBP: 0.384, SLG: 0.422										0	0	0	0	0	0	0					
42 Jason Bergmann, R (8, 1) OBP: 0.315, SLG: 0.437										0	0	0	0	0	0	0					
41 Ron Villone, L (8, 1) OBP: 0.306, SLG: 0.320										0	0	0	0	0	0	0					
8 Jorge Padilla, R (9, PH) OBP: 0.250, SLG: 0.250										0	0	0	0	0	0	0					
Inning Stats	R: 1 E: 0 K: 0 S: 10	H: 3 LOB: 1 BB: 1 P: 19	R: 0 E: 0 K: 1 S: 8	H: 0 LOB: 1 BB: 1 P: 12	R: 0 E: 0 K: 0 S: 5	H: 1 LOB: 0 BB: 0 P: 6	R: 0 E: 0 K: 1 S: 8	H: 0 LOB: 0 BB: 0 P: 16	R: 0 E: 0 K: 0 S: 9	H: 1 LOB: 0 BB: 0 P: 14	R: 1 E: 0 K: 1 S: 11	H: 2 LOB: 3 BB: 2 P: 24	R: 0 E: 0 K: 1 S: 8	H: 1 LOB: 1 BB: 1 P: 17	R: 0 E: 0 K: 1 S: 13	H: 1 LOB: 1 BB: 1 P: 20	1B: 8 2B: 1 3B: 0 HR: 0	SF: 0 SAC: 0 DP: 3 HBP: 0	WP: 0 PB: 0 SB: 0 CS: 1	PA: 38	
PITCHER	IP: 7.0 WLS: W BF: 28	H: 7 R: 2 ER: 2 SO: 5	BB: 4 IBB: 0 HBP: 0 BLK: 0	WP: 0 HR: 0 S: 59 P: 101	ERA: 2.57 WHIP: 1.571	IP: 1.0 WLS: H BF: 5	H: 1 R: 0 ER: 0 SO: 1	BB: 1 IBB: 0 HBP: 0 BLK: 1	WP: 0 HR: 0 S: 8 P: 17	ERA: 0.00 WHIP: 2.000	IP: 1.0 WLS: L BF: 4	H: 1 R: 0 ER: 0 SO: 1	BB: 0 IBB: 0 HBP: 0 BLK: 0	WP: 0 HR: 0 S: 13 P: 20	ERA: 0.00 WHIP: 2.000						

Washington Nationals @ Atlanta Braves
Turner Field, Atlanta, GA
Wed Aug 12 2009, 7:00 PM EDT
Att: 17,886 - Partly Cloudy - 84 F

AB	31
R	2
H	9
RBI	2
BB	6
SO	7
LOB	13



Batter	1	2	3	4	5	6	7	8	9	AB	R	H	RBI	BB	SO	LOB	BOTTOM				
25 Ryan Church, L (1, 8) OBP: 0.348, SLG: 0.388										5	0	0	0	0	0	4					
14 Martin Prado, R (1, 4) OBP: 0.364, SLG: 0.476										4	1	2	1	0	0	0					
10 Chipper Jones, S (1, 5) OBP: 0.410, SLG: 0.494										4	1	1	0	0	1	1					
4 Omar Infante, R (9, 4) OBP: 0.384, SLG: 0.422										4	1	1	0	0	0	1					
16 Brian McCann, L (1, 2) OBP: 0.362, SLG: 0.489										4	1	2	1	0	0	2					
18 Garret Anderson, L (1, 7) OBP: 0.315, SLG: 0.437											2	0	0	0	2	0					
19 Yunel Escobar, R (1, 6) OBP: 0.375, SLG: 0.462											3	2	2	3	1	0	2				
22 Adam LaRoche, L (1, 3) OBP: 0.340, SLG: 0.466											3	0	0	0	1	2	5				
23 Matt Diaz, R (1, 9) OBP: 0.352, SLG: 0.442											2	0	0	0	0	1	0				
32 Derek Lowe, R (1, 1) OBP: 0.250, SLG: 0.175										0	0	0	0	0	0	0					
2 Kelly Johnson, L (7, PH) OBP: 0.251, SLG: 0.408										0	0	0	0	0	0	0					
58 Peter Moylan, R (8, 1) ERA: 3.33										0	0	0	0	0	0	0					
20 Greg Norton, S (8, PH) OBP: 0.306, SLG: 0.172										0	0	0	1	1	0	0					
51 Michael Gonzalez, R (9, 1) ERA: 2.72										0	0	0	0	0	0	0					
Inning Stats	R: 0 E: 0 K: 1 S: 11	H: 1 LOB: 1 BB: 0 P: 19	R: 2 E: 0 K: 2 S: 14	H: 2 LOB: 0 BB: 0 P: 18	R: 0 E: 0 K: 0 S: 8	H: 0 LOB: 0 BB: 0 P: 11	R: 0 E: 0 K: 0 S: 7	H: 1 LOB: 2 BB: 1 P: 15	R: 0 E: 0 K: 0 S: 6	H: 0 LOB: 0 BB: 0 P: 9	R: 0 E: 0 K: 0 S: 4	H: 0 LOB: 0 BB: 0 P: 7	R: 1 E: 0 K: 0 S: 8	H: 1 LOB: 1 BB: 1 P: 14	R: 3 E: 0 K: 1 S: 16	H: 3 LOB: 3 BB: 3 P: 38	1B: 1 2B: 3 3B: 0 HR: 4	SF: 0 SAC: 1 DP: 0 HBP: 0	WP: 0 PB: 0 SB: 0 CS: 0	PA: 37	
PITCHER	IP: 6.0 WLS: L BF: 23	H: 4 R: 2 ER: 2 SO: 3	BB: 1 IBB: 0 HBP: 0 BLK: 0	WP: 0 HR: 2 S: 50 P: 79	ERA: 3.00 WHIP: 0.833	IP: 1.0 WLS: L BF: 3	H: 1 R: 1 ER: 1 SO: 0	BB: 0 IBB: 0 HBP: 0 BLK: 0	WP: 1 HR: 5 S: 10 P: 10	ERA: 27.00 WHIP: 6.000	IP: 1.0 WLS: L BF: 8	H: 3 R: 3 ER: 3 SO: 0	BB: 1 IBB: 0 HBP: 0 BLK: 0	WP: 0 HR: 0 S: 13 P: 20	ERA: 0.00 WHIP: 3.000						

Washington Nationals @ Atlanta Braves
Turner Field, Atlanta, GA
Wed Aug 12 2009, 7:00 PM EDT
Att: 17,886 - Partly Cloudy - 84 F

AB	31
R	6
H	8
RBI	6
BB	5
SO	4
LOB	15



Batter	1	2	3	4	5	6	7	8	9	AB	R	H	RBI	BB	SO	LOB	TOP																
11 Jimmy Rollins, S OBP: 0.294, SLG: 0.417	F7		F7					SH2-4		3	0	1	0	0	0	0	Philadelphia Phillies @ Atlanta Braves Turner Field, Atlanta, GA Fri Aug 14 2009, 7:30 PM EDT Att: 37,639 - Partly Cloudy - 86 F																
8 Shane Victorino, S OBP: 0.375, SLG: 0.473	P5							P2		4	1	1	0	0	1	2																	
26 Chase Utley, L OBP: 0.419, SLG: 0.536	F8							P5		4	1	1	2	0	1	1																	
6 Ryan Howard, L OBP: 0.349, SLG: 0.535	L5							HR		3	1	1	1	1	0	0																	
29 Raul Ibanez, L OBP: 0.356, SLG: 0.599	G4-3							K		4	0	0	0	0	2	1																	
28 Jayson Werth, R OBP: 0.367, SLG: 0.485								K		4	0	2	0	0	2	0																	
7 Pedro Feliz, R OBP: 0.330, SLG: 0.406	L5							K		4	0	0	0	0	1	3																	
Carlos Ruiz, R OBP: 0.326, SLG: 0.362								F8		3	0	0	0	0	0	0																	
56 Joe Blanton, R OBP: 0.150, SLG: 0.056										2	0	0	0	0	2	0																	
10 Ben Francisco, R OBP: 0.332, SLG: 0.435										1	0	1	0	0	0	0																	
46 Ryan Madson, L OBP: 0.371, SLG: 0.442										0	0	0	0	0	0	0																	
54 Brad Lidge, R										0	0	0	0	0	0	0																	
Inning Stats	R: 0 E: 0 K: 0 S: 6	H: 0 LOB: 0 BB: 0 P: 7	R: 0 E: 0 K: 0 S: 13	H: 1 LOB: 1 BB: 0 P: 18	R: 0 E: 0 K: 1 S: 7	H: 0 LOB: 0 BB: 0 P: 8	R: 2 E: 0 K: 1 S: 18	H: 3 LOB: 1 BB: 1 P: 27	R: 0 E: 0 K: 2 S: 13	H: 1 LOB: 1 BB: 0 P: 15	R: 0 E: 0 K: 1 S: 9	H: 0 LOB: 0 BB: 0 P: 15	R: 0 E: 0 K: 1 S: 8	H: 0 LOB: 0 BB: 0 P: 13	R: 0 E: 0 K: 0 S: 9	H: 1 LOB: 1 BB: 0 P: 14	R: 1 E: 0 K: 3 S: 11	H: 1 LOB: 0 BB: 0 P: 14	1B: 3 2B: 2 3B: 0 HR: 2	SF: 0 SAC: 1 DP: 1 HBP: 0	WP: 0 PB: 0 SB: 0 CS: 0	PA: 34											
PITCHER	IP WLS BF H R ER SO BB IBB HBP BLK WP HR S P ERA WHIP																																
49 Jair Jurnens, R ERA: 2.99	7.0	26	5	2	2	6	1	0	0	0	0	0	1	74	103	2.57	0.857																
51 Michael Gonzalez, L ERA: 2.67	1.0	4	1	0	0	0	0	0	0	0	0	0	0	9	14	0.00	1.000																
Rafael Soriano, R ERA: 2.55	1.0	L	4	1	1	3	0	0	0	0	0	0	1	11	14	9.00	1.000																

Batter	1	2	3	4	5	6	7	8	9	AB	R	H	RBI	BB	SO	LOB	BOTTOM																
13 Nate McLouth, L OBP: 0.346, SLG: 0.443	10 1B		F8							5	1	2	0	0	1	2	Philadelphia Phillies @ Atlanta Braves Turner Field, Atlanta, GA Fri Aug 14 2009, 7:30 PM EDT Att: 37,639 - Partly Cloudy - 86 F																
14 Martin Prado, R OBP: 0.364, SLG: 0.475	G6-3									3	0	1	0	0	0	1																	
10 Chipper Jones, S OBP: 0.411, SLG: 0.494										4	0	2	1	0	0	1																	
16 Brian McCann, L OBP: 0.358, SLG: 0.484	G4-6-3									4	0	0	0	0	0	4																	
18 Garret Anderson, L OBP: 0.312, SLG: 0.432	F9									4	0	0	0	0	0	0																	
19 Yunel Escobar, R OBP: 0.371, SLG: 0.457	F8									4	1	0	0	0	0	0																	
22 Adam LaRoche, L OBP: 0.343, SLG: 0.467										3	0	2	0	1	1	1																	
23 Matt Diaz, R OBP: 0.352, SLG: 0.442										0	0	0	0	0	0	0																	
25 Ryan Church, L OBP: 0.346, SLG: 0.389	F8									4	0	1	1	0	1	3																	
49 Jair Jurnens, R ERA: 2.99										2	0	0	0	0	0	1																	
2 Kelly Johnson, L OBP: 0.305, SLG: 0.400										1	0	0	0	0	0	0																	
51 Michael Gonzalez, R ERA: 3.02										0	0	0	0	0	0	0																	
Rafael Soriano, R ERA: 2.55										0	0	0	0	0	0	0																	
20 Greg Norton, S OBP: 0.195, SLG: 0.172										0	0	0	0	1	0	0																	
4 Omar Infante, R OBP: 0.336, SLG: 0.422										0	0	0	0	0	0	0																	
Inning Stats	R: 1 E: 0 K: 0 S: 10	H: 2 LOB: 0 BB: 0 P: 14	R: 0 E: 0 K: 0 S: 13	H: 1 LOB: 1 BB: 0 P: 20	R: 0 E: 0 K: 0 S: 9	H: 2 LOB: 2 BB: 0 P: 14	R: 1 E: 1 K: 1 S: 11	H: 1 LOB: 1 BB: 0 P: 19	R: 0 E: 0 K: 0 S: 4	H: 1 LOB: 1 BB: 0 P: 7	R: 0 E: 0 K: 0 S: 8	H: 0 LOB: 0 BB: 1 P: 18	R: 0 E: 0 K: 1 S: 10	H: 0 LOB: 0 BB: 0 P: 16	R: 0 E: 0 K: 0 S: 5	H: 0 LOB: 0 BB: 0 P: 6	R: 0 E: 0 K: 1 S: 10	H: 1 LOB: 2 BB: 1 P: 19	1B: 6 2B: 2 3B: 0 HR: 0	SF: 0 SAC: 1 DP: 1 HBP: 0	WP: 0 PB: 0 SB: 1 CS: 0	PA: 37											
PITCHER	IP WLS BF H R ER SO BB IBB HBP BLK WP HR S P ERA WHIP																																
56 Joe Blanton, R ERA: 3.88	7.0	29	7	2	1	2	1	0	0	0	0	0	0	65	108	1.29	1.143																
46 Ryan Madson, R ERA: 3.02	1.0	W	3	0	0	0	0	0	0	0	0	5	6	0.00	0.000																		
54 Brad Lidge, R ERA: 7.12	1.0	S	5	1	0	0	1	1	0	0	0	10	19	0.00	2.000																		

Batter	1	2	3	4	5	6	7	8	9	AB	R	H	RBI	BB	SO	LOB	TOP					
11 Jimmy Rollins, S OBP: 0.292, SLG: 0.414										4	0	0	0	0	0	4	Philadelphia Phillies @ Atlanta Braves Turner Field, Atlanta, GA Sat Aug 15 2009, 4:00 PM EDT Att: 44,043 - Partly Cloudy - 86 F					
8 Shane Victorino, S OBP: 0.376, SLG: 0.477										3	1	1	0	1	0	0						
26 Chase Utley, L OBP: 0.416, SLG: 0.531										4	0	0	0	0	0	2						
6 Ryan Howard, L OBP: 0.347, SLG: 0.530										4	0	0	1	0	1	1						
28 Jayson Werth, R OBP: 0.369, SLG: 0.491										3	1	1	1	1	0	0						
29 Raul Ibanez, L OBP: 0.358, SLG: 0.604										4	1	2	0	0	0	2						
7 Pedro Feliz, R OBP: 0.329, SLG: 0.410										4	0	1	1	0	0	1						
Carlos Ruiz, R OBP: 0.328, SLG: 0.369										4	0	2	0	0	0	1						
35 Cole Hamels, L ERA: 4.13										2	0	0	0	0	0	1						
19 Greg Maddux, R ERA: 3.46										0	0	0	0	0	0	0						
10 Ben Lincecum, R ERA: 2.92										1	0	0	0	0	0	1						
47 Scott Lincecum, R ERA: 2.92										0	0	0	0	0	0	0						
37 Chad Durbin, R ERA: 2.92										0	0	0	0	0	0	0						
46 Ryan Madson, L ERA: 2.92										0	0	0	0	0	0	0						
12 Matt Stairs, L ERA: 2.92										1	0	0	0	0	0	1						
54 Brad Lidge, R ERA: 2.92										0	0	0	0	0	0	0						
Inning Stats	R: 0 E: 0 K: 0 S: 6	H: 0 LOB: 0 BB: 0 P: 10	R: 0 E: 0 K: 0 S: 8	H: 0 LOB: 0 BB: 0 P: 12	R: 0 E: 0 K: 0 S: 7	H: 1 LOB: 1 BB: 0 P: 8	R: 1 E: 0 K: 0 S: 9	H: 1 LOB: 0 BB: 0 P: 14	R: 1 E: 0 K: 1 S: 9	H: 2 LOB: 1 BB: 0 P: 13	R: 0 E: 0 K: 0 S: 8	H: 0 LOB: 0 BB: 0 P: 11	R: 1 E: 0 K: 1 S: 11	H: 3 LOB: 2 BB: 0 P: 21	R: 0 E: 0 K: 1 S: 9	H: 0 LOB: 2 BB: 2 P: 23	R: 0 E: 0 K: 1 S: 6	H: 0 LOB: 0 BB: 0 P: 8	1B: 1 2B: 3 3B: 2 HR: 1	SF: 0 SAC: 0 DP: 0 HBP: 0	WP: 0 PB: 0 SB: 1 CS: 0	PA: 36
PITCHER	IP WLS BF H R ER SO BB IBB HBP BLK WP HR S P ERA WHIP																					
11 Kenshin Kawakami, R ERA: 4.13	6.1	26	7	3	3	1	0	0	0	0	0	0	0	0	1	53	79	4.26	1.105			
34 Eric O'Flaherty, L ERA: 3.46	0.2	2	0	0	0	1	0	0	0	0	0	0	0	0	0	5	10	0.00	0.000			
51 Michael Gonzalez, L ERA: 2.92	1.0	5	0	0	0	1	1	1	0	0	0	0	0	0	9	23	0.00	1.000				
58 Peter Moylan, R ERA: 3.27	1.0	W	3	0	0	0	1	0	0	0	0	0	0	0	6	8	0.00	0.000				

Batter	1	2	3	4	5	6	7	8	9	AB	R	H	RBI	BB	SO	LOB	BOTTOM					
13 Nate McLouth, L OBP: 0.346, SLG: 0.441										2	0	0	0	1	0	0	Philadelphia Phillies @ Atlanta Braves Turner Field, Atlanta, GA Sat Aug 15 2009, 4:00 PM EDT Att: 44,043 - Partly Cloudy - 86 F					
25 Ryan Church, L OBP: 0.344, SLG: 0.387										2	0	0	0	0	2	4						
14 Martin Prado, R OBP: 0.361, SLG: 0.470										3	0	0	0	0	0	1						
4 Omar Infante, R OBP: 0.386, SLG: 0.424										2	0	1	1	0	1	1						
10 Chipper Jones, S OBP: 0.414, SLG: 0.496										3	1	2	0	1	0	1						
16 Brian McCann, L OBP: 0.357, SLG: 0.490										4	1	1	2	0	1	3						
19 Yunel Escobar, R OBP: 0.368, SLG: 0.452										4	0	0	0	0	0	0						
18 Garrett Anderson, L OBP: 0.311, SLG: 0.429										4	1	1	0	0	0	0						
23 Matt Diaz, R OBP: 0.356, SLG: 0.443										2	1	1	0	1	0	0						
22 Adam LaRoche, L OBP: 0.347, SLG: 0.467										2	0	1	0	2	1	1						
11 Kenshin Kawakami, R ERA: 4.13										2	0	0	0	0	0	3						
34 Eric O'Flaherty, L ERA: 3.46										0	0	0	0	0	0	0						
33 Javier Vazquez, R ERA: 2.92										0	0	0	0	0	0	0						
51 Michael Gonzalez, R ERA: 2.92										0	0	0	0	0	0	0						
58 Peter Moylan, R ERA: 2.92										0	0	0	0	0	0	0						
20 Greg Norton, S ERA: 2.92										0	0	0	0	0	0	0						
Inning Stats	R: 0 E: 0 K: 0 S: 13	H: 0 LOB: 1 BB: 1 P: 21	R: 0 E: 0 K: 0 S: 9	H: 1 LOB: 2 BB: 1 P: 15	R: 2 E: 0 K: 0 S: 10	H: 2 LOB: 0 BB: 0 P: 15	R: 0 E: 0 K: 1 S: 13	H: 0 LOB: 1 BB: 1 P: 23	R: 0 E: 0 K: 1 S: 15	H: 0 LOB: 1 BB: 1 P: 25	R: 0 E: 0 K: 0 S: 8	H: 0 LOB: 0 BB: 0 P: 12	R: 0 E: 0 K: 2 S: 9	H: 1 LOB: 0 BB: 0 P: 15	R: 0 E: 0 K: 0 S: 8	H: 1 LOB: 0 BB: 0 P: 9	R: 2 E: 1 K: 1 S: 9	H: 2 LOB: 3 BB: 2 P: 18	1B: 6 2B: 0 3B: 0 HR: 1	SF: 0 SAC: 2 DP: 1 HBP: 0	WP: 0 PB: 0 SB: 1 CS: 0	PA: 38
PITCHER	IP WLS BF H R ER SO BB IBB HBP BLK WP HR S P ERA WHIP																					
35 Cole Hamels, L ERA: 4.69	6.0	25	3	2	2	2	4	0	0	0	0	0	0	0	0	6	11	0.00	1.500			
47 Scott Eyre, L ERA: 1.75	0.2	H	3	1	0	0	1	0	0	0	0	0	0	0	0	6	11	0.00	1.500			
37 Chad Durbin, R ERA: 4.76	0.1	H	1	0	0	0	1	0	0	0	0	0	0	0	3	4	0.00	0.000				
46 Ryan Madson, R ERA: 2.91	1.0	H	3	1	0	0	0	0	0	0	0	0	0	0	8	9	0.00	1.000				
54 Brad Lidge, R ERA: 7.27	0.1	L	6	2	2	1	1	1	1	0	0	0	0	0	9	18	27.00	9.000				

Batter	1	2	3	4	5	6	7	8	9	AB	R	H	RBI	BB	SO	LOB	TOP					
6 Stephen Drew, L (1,6) OBP: 0.328, SLG: 0.451	F9		16 S 1B		HR		K	F8		5	1	2	1	0	1	2	Arizona Diamondbacks @ Atlanta Braves Turner Field, Atlanta, GA Mon Aug 17 2009, 4:05 PM EDT Att: 23,668 - Partly Cloudy - 86 F					
16 Trent Oeltgen, L (1,7) OBP: 0.326, SLG: 0.636	E4 18 FC4		K		K2-3		18 G6-3 27 HR	K		5	1	1	0	0	3	1						
18 Gerardo Parra, L (1,8) OBP: 0.330, SLG: 0.427	FC4		P6		27 1B 26 1B		G6-3	4 HBP 27 BB		5	1	2	0	0	0	3						
27 Mark Reynolds, R (1,5) OBP: 0.376, SLG: 0.605	K		K		26 1B		HR	4 HBP		4	1	2	2	1	2	2						
26 Miguel Montero, L (1,2) OBP: 0.350, SLG: 0.498			K2-3		26 1B		G6-3	4 HBP		5	0	1	1	0	1	2						
18 Chad Tracy, L (1,3) OBP: 0.291, SLG: 0.379					1-2 2H 1B			BB		3	0	1	0	0	1	3						
4 Rusty Ryal, R (8, PH) OBP: 0.533, SLG: 1.000					F8		K2-3	28 FC6-4 HBP		1	0	0	0	0	0	0						
28 Alex Romero, L (1,9) OBP: 0.343, SLG: 0.376					F7		L6	11 FC5-4 BB		4	0	0	0	1	0	5						
11 Augie Ojeda, S (1,4) OBP: 0.345, SLG: 0.328					F8		F9	1-2 14 1B		3	0	0	0	0	0	2						
32 Esmerling Vasquez, R (8, 1)					HBP			1-2 1B		0	0	0	0	0	0	0						
39 Max Scherzer, R (1, 1) OBP: 0.190, SLG: 0.220					G4-3		G5-3			2	0	0	0	0	0	2						
29 Josh Whitesell, L (6, PH) OBP: 0.309, SLG: 0.300							K			1	0	0	0	0	1	0						
35 Clay Zavada, L (8, 1) ERA: 2.88										0	0	0	0	0	0	0						
55 Blaine Boyer, R (7, 1) ERA: 4.43										0	0	0	0	0	0	0						
14 Ryan Roberts, R (8, PH) OBP: 0.338, SLG: 0.437										1	0	1	0	0	0	0						
Inning Stats	R: 0 E: 1 K: 1 S: 10	H: 0 LOB: 1 BB: 0 P: 15	R: 0 E: 0 K: 1 S: 13	H: 1 LOB: 2 BB: 0 P: 21	R: 0 E: 0 K: 2 S: 11	H: 1 LOB: 1 BB: 0 P: 18	R: 0 E: 1 K: 0 S: 10	H: 0 LOB: 0 BB: 0 P: 14	R: 2 E: 0 K: 2 S: 17	H: 4 LOB: 2 BB: 0 P: 23	R: 0 E: 0 K: 1 S: 7	H: 0 LOB: 0 BB: 0 P: 9	R: 2 E: 0 K: 1 S: 10	H: 2 LOB: 0 BB: 0 P: 14	R: 0 E: 0 K: 0 S: 13	H: 1 LOB: 2 BB: 1 P: 25	R: 0 E: 0 K: 1 S: 11	H: 1 LOB: 3 BB: 1 P: 21	1B: 6 2B: 2 3B: 0 HR: 2	SF: 0 SAC: 0 DP: 0 HBP: 2	WP: 0 PB: 0 SB: 1 CS: 0	PA: 43
PITCHER	IP WLS BF H R ER SO BB IBB HBP BLK WP HR S P ERA WHIP																					
48 Tommy Hanson, R (1, 1) ERA: 3.05	6.0 W 27 6 2 2 2 7 0 0 0 1 0 0 1 68 100 3.00 1.000																					
36 Boone Logan, L (7, 1) ERA: 5.25	1.0 5 2 2 2 1 0 0 0 0 0 0 1 10 14 18.00 2.000																					
34 Eric O'Flaherty, L (8, 1) ERA: 3.29	1.0 5 1 0 0 0 1 0 0 0 0 0 0 0 13 25 0.00 2.000																					
51 Michael Gonzalez, L (9, 1) ERA: 2.57	1.0 6 1 0 0 1 1 0 0 1 0 0 0 0 11 21 0.00 2.000																					

Batter	1	2	3	4	5	6	7	8	9	AB	R	H	RBI	BB	SO	LOB	BOTTOM					
2 Kelly Johnson, L (1,4) OBP: 0.296, SLG: 0.400	F8		G4-3		K		K			4	0	0	0	0	2	1	Arizona Diamondbacks @ Atlanta Braves Turner Field, Atlanta, GA Mon Aug 17 2009, 4:05 PM EDT Att: 23,668 - Partly Cloudy - 86 F					
23 Matt Diaz, R (1,9) OBP: 0.380, SLG: 0.453	K		19 HBP 18 1B 22 BB		F9		18 G4-3 10 WP	BB		2	1	0	0	1	1	0						
10 Chipper Jones, S (1,5) OBP: 0.402, SLG: 0.486			SF7		K		K			3	0	0	1	0	3	1						
34 Eric O'Flaherty, L (8, 1) ERA: 3.29					K		K			0	0	0	0	0	0	0						
51 Michael Gonzalez, R (9, 1) ERA: 2.57					K		K			0	0	0	0	0	0	0						
18 Garret Anderson, L (1,7) OBP: 0.313, SLG: 0.435					K		G4-3			4	2	2	1	0	1	1						
30 Reid Gorecki, R (8, 7)					22 BB 25 2B		19 HBP			0	0	0	0	0	0	0						
19 Yunel Escobar, R (1,6) OBP: 0.368, SLG: 0.449					22 BB 25 2B		22 HR			3	2	1	0	0	1	1						
22 Adam LaRoche, L (1,3) OBP: 0.348, SLG: 0.470					1-2 2-3 25 2B		HR			3	2	1	3	1	1	0						
25 Ryan Church, L (1,8) OBP: 0.342, SLG: 0.384					1-2 2-3 3-H		G4-3			4	0	1	3	0	0	0						
8 David Ross, R (1,2) OBP: 0.378, SLG: 0.520					1-2 2-3 2B		F9			3	1	1	0	1	0	1						
48 Tommy Hanson, R (1, 1) ERA: 3.05					1-1 FC1		K			2	1	0	0	0	1	0						
20 Greg Norton, S (6, PH) OBP: 0.329, SLG: 0.169					2-H 10 SF7		K			1	0	0	0	0	1	0						
36 Boone Logan, R (7, 1) ERA: 5.25							K			0	0	0	0	0	0	0						
4 Omar Infante, R (8, 5) OBP: 0.383, SLG: 0.406							K			1	0	0	0	0	1	1						
Inning Stats	R: 0 E: 0 K: 2 S: 9	H: 0 LOB: 0 BB: 0 P: 13	R: 1 E: 0 K: 1 S: 9	H: 1 LOB: 0 BB: 0 P: 13	R: 6 E: 1 K: 0 S: 15	H: 3 LOB: 1 BB: 1 P: 28	R: 0 E: 0 K: 2 S: 9	H: 0 LOB: 0 BB: 0 P: 13	R: 2 E: 0 K: 2 S: 16	H: 2 LOB: 0 BB: 0 P: 26	R: 0 E: 0 K: 2 S: 15	H: 0 LOB: 0 BB: 0 P: 16	R: 0 E: 0 K: 1 S: 11	H: 0 LOB: 1 BB: 1 P: 19	R: 0 E: 0 K: 2 S: 10	H: 0 LOB: 1 BB: 1 P: 16	R: 0 E: 0 K: 2 S: 10	H: 0 LOB: 1 BB: 1 P: 16	1B: 2 2B: 2 3B: 0 HR: 2	SF: 1 SAC: 0 DP: 0 HBP: 2	WP: 1 PB: 0 SB: 0 CS: 0	PA: 36
PITCHER	IP WLS BF H R ER SO BB IBB HBP BLK WP HR S P ERA WHIP																					
39 Max Scherzer, R (1, 1) ERA: 4.0	5.0 L 25 6 9 3 7 1 0 2 0 0 0 0 0 15 16 0.00 0.000																					
35 Clay Zavada, L (8, 1) ERA: 2.88	1.0 3 0 0 0 2 0 0 0 0 0 0 0 0 15 16 0.00 0.000																					
55 Blaine Boyer, R (7, 1) ERA: 4.43	1.0 4 0 0 0 1 1 0 0 0 0 1 0 0 11 19 0.00 1.000																					
32 Esmerling Vasquez, R (8, 1) ERA: 3.54	1.0 4 0 0 0 2 1 0 0 0 0 0 0 0 10 16 0.00 1.000																					



Batter	1	2	3	4	5	6	7	8	9	AB	R	H	RBI	BB	SO	LOB	TOP					
4 Omar Infante, R (1,4) OBP: 0.378, SLG: 0.394	F7		F9		FC5-4 BB		K			3	0	0	0	1	1	1						
14 Martín Prado, R (1,3) OBP: 0.362, SLG: 0.468	P3		HR				K			1	0	0	0	0	0	0						
22 Adam LaRoche, L (1,3) OBP: 0.347, SLG: 0.477							K			3	1	1	1	0	2	1						
10 Chipper Jones, S (1,5) OBP: 0.405, SLG: 0.482			F8		FC5-4					3	0	0	0	1	1	1						
16 Brian McCann, L (1,2) OBP: 0.357, SLG: 0.488		L8	L9							4	0	1	0	0	0	1						
19 Yunel Escobar, R (1,6) OBP: 0.367, SLG: 0.446		1B 18 23 HR		F7		G6-4-3 1B				4	1	1	0	0	0	1						
18 Garrett Anderson, L (1,7) OBP: 0.315, SLG: 0.439		1B 23 HR		G3-1		F9				4	1	2	0	0	0	0						
23 Matt Diaz, R (1,9) OBP: 0.362, SLG: 0.466		1B 1H 3H HR		1B 25 CS			K			4	1	2	3	0	1	1						
25 Ryan Church, L (1,8) OBP: 0.338, SLG: 0.379		G3-1		G4-3		G3-1				4	0	0	0	0	1	2						
32 Derek Lowe, R (1,1) OBP: 0.244, SLG: 0.171										1	0	0	0	0	1	0						
54 Kris Medlen, S (4,1)										1	0	0	0	0	1	0						
20 Greg Norton, S (7,PH) OBP: 0.338, SLG: 0.183										1	0	1	0	0	0	0						
46 Manny Acosta, R (7,1)										0	0	0	0	0	0	0						
36 Boone Logan, R (8,1)										0	0	0	0	0	0	0						
Inning Stats	R: 0 E: 0 K: 1 S: 12	H: 0 LOB: 0 BB: 0 P: 17	R: 3 E: 0 K: 1 S: 10	H: 3 LOB: 0 BB: 0 P: 14	R: 1 E: 0 K: 0 S: 9	H: 1 LOB: 0 BB: 0 P: 16	R: 0 E: 0 K: 0 S: 8	H: 1 LOB: 1 BB: 1 P: 12	R: 0 E: 0 K: 2 S: 10	H: 0 LOB: 1 BB: 1 P: 22	R: 0 E: 0 K: 0 S: 6	H: 1 LOB: 1 BB: 0 P: 10	R: 0 E: 0 K: 2 S: 8	H: 1 LOB: 1 BB: 0 P: 15	R: 0 E: 0 K: 1 S: 5	H: 0 LOB: 0 BB: 1 P: 11	R: 0 E: 0 K: 1 S: 10	H: 1 LOB: 1 BB: 0 P: 15	1B: 5 2B: 1 3B: 0 HR: 2	SF: 0 SAC: 0 DP: 2 HBP: 0	WP: 0 PB: 0 SB: 0 CS: 1	PA: 35
PITCHER	IP WLS BF H R ER SO BB IBB HBP BLK WP HR S P ERA WHIP																					
46 Oliver Pérez, L (1,1) ERA: 6.06	5.0 W 21 5 4 4 4 1 0 0 0 0 0 2 49 81 7.20 1.200																					
64 Elmer Dessens, R (6,1) ERA: 3.29	2.0 7 2 0 0 2 0 0 0 0 0 0 0 14 25 0.00 1.000																					
25 Pedro Feliciano, L (8,1) ERA: 3.0	1.0 3 0 0 0 1 1 0 0 0 0 0 0 5 11 0.00 1.000																					
43 Brian Stokes, R (9,1) ERA: 2.96	1.0 4 1 0 0 1 0 0 0 0 0 0 0 10 15 0.00 1.000																					

Atlanta Braves @ New York Mets
Citi Field, Flushing, NY
Tue Aug 18 2009, 7:10 PM EDT
Att: 38,613 - Partly Cloudy - 81 F

AB 33
R 4
H 8
RBI 4
BB 2
SO 8
LOB 8



Batter	1	2	3	4	5	6	7	8	9	AB	R	H	RBI	BB	SO	LOB	BOTTOM			
16 Ángel Pagán, S (1,8) OBP: 0.330, SLG: 0.467	G4-3				F7					5	2	1	1	0	0	7				
1 Luis Castillo, S (1,4) OBP: 0.399, SLG: 0.364										5	1	3	2	0	1	0				
10 Gary Sheffield, R (1,7) OBP: 0.362, SLG: 0.473										5	1	3	2	0	1	1				
43 Brian Stokes, R (9,1)										0	0	0	0	0	0	0				
28 Daniel Murphy, L (1,3) OBP: 0.312, SLG: 0.372										5	0	1	0	0	2	4				
12 Jeff Francoeur, R (1,9) OBP: 0.299, SLG: 0.391										5	2	3	1	0	1	2				
17 Fernando Tatis, R (1,5) OBP: 0.309, SLG: 0.403										4	1	2	1	0	1	2				
9 Omir Santos, R (1,2) OBP: 0.297, SLG: 0.397										4	1	2	1	0	0	1				
11 Anderson Hernandez, S (1,6) OBP: 0.323, SLG: 0.322										3	1	1	1	1	0	2				
46 Oliver Pérez, L (1,1) OBP: 0.296, SLG: 0.279										2	0	1	0	0	0	0				
18 Jimmy Rollins, L (5,PH) ERA: 2.25										1	0	0	0	0	0	0				
64 Elmer Dessens, R (6,1) ERA: 4.2										0	0	0	0	0	0	0				
29 Andy Green, R (7,PH) ERA: 3.86										1	0	0	0	0	1	2				
25 Pedro Feliciano, L (8,1)										0	0	0	0	0	0	0				
19 Cory Sullivan, L (9,7) OBP: 0.348, SLG: 0.426										0	0	0	0	0	0	0				
Inning Stats	R: 0 E: 0 K: 0 S: 8	H: 1 LOB: 0 BB: 0 P: 13	R: 0 E: 0 K: 0 S: 10	H: 1 LOB: 0 BB: 0 P: 13	R: 0 E: 0 K: 0 S: 8	H: 0 LOB: 0 BB: 0 P: 15	R: 8 E: 0 K: 1 S: 31	H: 10 LOB: 2 BB: 0 P: 49	R: 0 E: 0 K: 1 S: 14	H: 2 LOB: 3 BB: 1 P: 19	R: 0 E: 0 K: 3 S: 9	H: 0 LOB: 0 BB: 0 P: 11	R: 1 E: 0 K: 1 S: 15	H: 2 LOB: 2 BB: 0 P: 22	R: 0 E: 0 K: 1 S: 8	H: 1 LOB: 1 BB: 0 P: 10	1B: 13 2B: 4 3B: 0 HR: 0	SF: 0 SAC: 0 DP: 1 HBP: 0	WP: 0 PB: 0 SB: 1 CS: 0	PA: 42
PITCHER	IP WLS BF H R ER SO BB IBB HBP BLK WP HR S P ERA WHIP																			
32 Derek Lowe, R (1,1) ERA: 4.45	3.2 L 20 11 8 8 0 5 1 0 0 0 0 0 0 27 38 0.00 1.714																			
54 Kris Medlen, R (4,1) ERA: 4.2	2.1 11 3 0 0 5 1 0 0 0 0 0 0 0 27 38 0.00 1.714																			
46 Manny Acosta, R (7,1) ERA: 3.86	1.0 6 2 1 1 1 0 0 0 0 0 0 0 15 22 9.00 2.000																			
36 Boone Logan, L (8,1) ERA: 4.85	1.0 4 1 0 0 1 0 0 0 0 0 0 0 8 10 0.00 1.000																			

Atlanta Braves @ New York Mets
Citi Field, Flushing, NY
Tue Aug 18 2009, 7:10 PM EDT
Att: 38,613 - Partly Cloudy - 81 F

AB 40
R 9
H 17
RBI 9
BB 1
SO 7
LOB 24



Batter	1	2	3	4	5	6	7	8	9	AB	R	H	RBI	BB	SO	LOB	TOP					
4 Omar Infante, R OBP: 0.385, SLG: 0.410	F8	10 BB 18 1B WP	1-3 2-H 2B		1-2 2-H 1B		F7		E5 G3-1 30 1B	6	1	3	3	0	0	1	Atlanta Braves @ New York Mets Citi Field, Flushing, NY Wed Aug 19 2009, 7:10 PM EDT Att: 38,602 - Cloudy - 84 F					
18 Garret Anderson, L OBP: 0.314, SLG: 0.437	L9	16 WP 16 BB 10 HR	G3		L5		F8		G3-1 2 G3-1	4	1	1	1	0	0	4						
30 Reid Gorecki, R OBP: 0.500, SLG: 0.500	K	16 HR 16 BB		G3	G4-3		F7		G3-1	3	1	0	0	1	1	2						
10 Chipper Jones, S OBP: 0.404, SLG: 0.478										2	0	0	0	0	0	2						
2 Kelly Johnson, L OBP: 0.294, SLG: 0.397										4	2	2	3	0	0	0						
16 Brian McCann, L OBP: 0.359, SLG: 0.497										2	0	0	0	0	1	2						
8 David Ross, R OBP: 0.372, SLG: 0.510										5	2	3	1	0	0	0						
22 Adam LaRoche, L OBP: 0.350, SLG: 0.486										5	3	3	0	0	0	1						
19 Yunel Escobar, R OBP: 0.370, SLG: 0.448										4	3	2	4	0	0	1						
23 Matt Diaz, R OBP: 0.367, SLG: 0.479										5	2	3	1	0	1	2						
25 Ryan Church, L OBP: 0.342, SLG: 0.389										5	2	3	1	0	1	2						
49 Jair Jurrjens, R OBP: 0.204, SLG: 0.160										2	0	0	0	1	0	2						
46 Manny Acosta, R OBP: 0.500, SLG: 1.000										0	0	0	0	0	0	0						
36 Boone Logan, R OBP: 0.500, SLG: 0.333										0	0	0	0	0	0	0						
54 Kris Medlen, S OBP: 0.343, SLG: 0.419										1	0	0	0	0	1	1						
Rafael Soriano, R OBP: 0.314, SLG: 0.381										0	0	0	0	0	0	0						
Inning Stats	R: 0 E: 0 K: 1 S: 9	H: 0 LOB: 0 BB: 0 P: 12	R: 8 E: 0 K: 0 S: 21	H: 7 LOB: 0 BB: 1 P: 36	R: 1 E: 0 K: 0 S: 10	H: 2 LOB: 2 BB: 1 P: 23	R: 0 E: 0 K: 0 S: 7	H: 0 LOB: 0 BB: 0 P: 10	R: 2 E: 0 K: 0 S: 15	H: 3 LOB: 2 BB: 0 P: 24	R: 3 E: 0 K: 1 S: 17	H: 3 LOB: 0 BB: 0 P: 26	R: 0 E: 0 K: 0 S: 5	H: 1 LOB: 1 BB: 0 P: 8	R: 0 E: 0 K: 0 S: 7	H: 1 LOB: 1 BB: 0 P: 11	R: 1 E: 1 K: 2 S: 15	H: 2 LOB: 2 BB: 0 P: 23	1B: 12 2B: 3 3B: 0 HR: 3	SF: 0 SAC: 1 DP: 0 HBP: 1	WP: 1 PB: 0 SB: 0 CS: 0	PA: 49
PITCHER	IP WLS BF H R ER SO BB IBB HBP BLK WP HR S P ERA WHIP	3.0 L 20 9 9 9 1 2 0 0 0 1 1 40 71 27.00 3.667	2.0 3 10 3 2 2 0 0 0 1 0 0 22 34 9.00 1.500	3.0 13 4 3 3 1 0 0 0 0 0 2 29 45 9.00 1.333	1.0 6 2 1 1 2 0 0 0 0 0 0 15 23 9.00 2.000	PITCHER										IP WLS BF H R ER SO BB IBB HBP BLK WP HR S P ERA WHIP						

AB	45
R	15
H	18
RBI	14
BB	2
SO	4
LOB	18



Batter	1	2	3	4	5	6	7	8	9	AB	R	H	RBI	BB	SO	LOB	BOTTOM					
16 Angel Pagán, S OBP: 0.332, SLG: 0.468	P5		1B BB		1-H 2B		K		K	4	0	1	1	1	2	1	Atlanta Braves @ New York Mets Citi Field, Flushing, NY Wed Aug 19 2009, 7:10 PM EDT Att: 38,602 - Cloudy - 84 F					
1 Luis Castillo, S OBP: 0.402, SLG: 0.368										2	0	2	1	0	0	0						
27 Nelson Figueroa, R OBP: 0.500, SLG: 1.000										0	0	0	0	0	0	0						
29 Andy Green, R OBP: 0.500, SLG: 0.333										2	0	1	0	0	0	1						
10 Gary Sheffield, R OBP: 0.378, SLG: 0.468										3	0	0	0	0	1	4						
44 Tim Redding, R OBP: 0.071, SLG: 0.071										0	0	0	0	0	0	0						
19 Cory Sullivan, L OBP: 0.343, SLG: 0.419										1	0	0	0	0	0	1						
28 Daniel Murphy, L OBP: 0.314, SLG: 0.381										4	0	2	0	0	0	0						
12 Jeff Francoeur, R OBP: 0.297, SLG: 0.388										3	0	0	0	0	2	1						
18 Jeremy Reed, L OBP: 0.299, SLG: 0.336										1	0	0	0	0	0	2						
17 Fernando Tatis, R OBP: 0.308, SLG: 0.401										4	0	1	0	0	1	3						
50 Sean Green, R OBP: 0.300, SLG: 0.396										0	0	0	0	0	0	0						
9 Omir Santos, R OBP: 0.318, SLG: 0.317										3	0	1	0	1	0	2						
11 Anderson Hernandez, S OBP: 0.318, SLG: 0.317										4	0	0	0	0	0	2						
39 Bobby Parnell, R OBP: 0.333, SLG: 0.333										0	0	0	0	0	0	0						
4 Wilson Valdez, R OBP: 0.300, SLG: 0.357										4	2	2	0	0	1	1						
Inning Stats	R: 0 E: 0 K: 1 S: 7	H: 1 LOB: 0 BB: 0 P: 11	R: 0 E: 0 K: 0 S: 7	H: 0 LOB: 0 BB: 0 P: 10	R: 1 E: 0 K: 0 S: 14	H: 3 LOB: 2 BB: 1 P: 28	R: 0 E: 0 K: 1 S: 9	H: 1 LOB: 1 BB: 0 P: 11	R: 1 E: 0 K: 0 S: 11	H: 2 LOB: 1 BB: 0 P: 20	R: 0 E: 0 K: 2 S: 12	H: 1 LOB: 1 BB: 0 P: 16	R: 0 E: 0 K: 1 S: 8	H: 0 LOB: 0 BB: 0 P: 10	R: 0 E: 0 K: 0 S: 10	H: 2 LOB: 2 BB: 0 P: 14	R: 0 E: 0 K: 2 S: 11	H: 0 LOB: 1 BB: 1 P: 18	1B: 7 2B: 2 3B: 1 HR: 0	SF: 0 SAC: 0 DP: 1 HBP: 0	WP: 0 PB: 0 SB: 0 CS: 1	PA: 37
PITCHER	IP WLS BF H R ER SO BB IBB HBP BLK WP HR S P ERA WHIP	6.0 W 25 8 2 2 4 1 0 0 0 0 0 60 96 3.00 1.500	1.0 3 0 0 0 0 1 0 0 0 0 0 0 8 10 0.00 0.000	1.0 5 2 0 0 0 0 0 0 0 0 0 0 10 14 0.00 2.000	1.0 4 0 0 0 0 2 1 0 0 0 0 0 11 18 0.00 1.000	PITCHER										IP WLS BF H R ER SO BB IBB HBP BLK WP HR S P ERA WHIP						



Batter	1	2	3	4	5	6	7	8	9	AB	R	H	RBI	BB	SO	LOB	TOP			
4 Omar Infante, R OBP: 0.380, SLG: 0.407										3	0	1	1	0	0	1	Atlanta Braves @ New York Mets Citi Field, Flushing, NY Thu Aug 20 2009, 7:10 PM EDT Att: 39,105 - Cloudy - 84 F			
18 Garrett Anderson, L OBP: 0.313, SLG: 0.435										1	0	0	0	0	1	0				
30 Reid Gorecki, R OBP: 0.400, SLG: 0.400										3	0	1	0	0	1	0				
10 Chipper Jones, S OBP: 0.400, SLG: 0.473										4	0	0	0	0	1	3				
16 Brian McCann, L OBP: 0.358, SLG: 0.503										4	1	1	1	0	1	0				
19 Yunel Escobar, R OBP: 0.371, SLG: 0.448										3	0	1	0	1	0	0				
23 Matt Diaz, R OBP: 0.385, SLG: 0.476										4	0	1	0	0	0	2				
22 Adam LaRoche, L OBP: 0.354, SLG: 0.490										3	1	2	0	1	0	1				
25 Ryan Church, L OBP: 0.344, SLG: 0.394										4	1	2	1	0	0	3				
11 Kenshin Kawakami, R OBP: 0.184, SLG: 0.114										1	0	0	0	0	0	1				
51 Michael Gonzalez, R ERA: 3.13										0	0	0	0	0	0	0				
58 Peter Moylan, R ERA: 3.21										0	0	0	0	0	0	0				
Rafael Soriano, R ERA: 3.21										0	0	0	0	0	0	0				
Inning Stats	R: 0 H: 0 E: 0 K: 1 S: 7	H: 0 LOB: 0 BB: 0 P: 10	R: 0 H: 0 E: 0 K: 0 S: 5	H: 0 LOB: 0 BB: 0 P: 8	R: 2 H: 2 E: 0 K: 0 S: 12	H: 2 LOB: 0 BB: 0 P: 14	R: 1 H: 2 E: 0 K: 1 S: 9	H: 2 LOB: 1 BB: 0 P: 12	R: 0 H: 3 E: 0 K: 0 S: 7	H: 1 LOB: 0 BB: 0 P: 12	R: 0 H: 1 E: 0 K: 0 S: 11	H: 1 LOB: 1 BB: 0 P: 13	R: 0 H: 0 E: 0 K: 2 S: 9	H: 0 LOB: 0 BB: 0 P: 14	R: 0 H: 0 E: 0 K: 0 S: 6	H: 0 LOB: 2 BB: 2 P: 14	1B: 6 2B: 2 3B: 0 HR: 1	SF: 1 SAC: 2 DP: 3 HBP: 0	WP: 0 PB: 0 SB: 0 CS: 0	PA: 35
PITCHER	IP WLS BF H R ER SO BB IBB HBP BLK WP HR S P ERA WHIP																			
57 Johan Santana, L ERA: 3.13	7.0 L 28 9 3 3 2 0 0 0 0 0 0 1 60 77 3.86 1.286																			
13 Billy Wagner, L ERA: 3.21	1.0 3 0 0 0 2 0 0 0 0 0 0 0 9 14 0.00 0.000																			
75 Francisco Rodriguez, R ERA: 3.21	1.0 4 0 0 0 0 2 0 0 0 0 0 0 6 14 0.00 2.000																			

AB 30
R 3
H 9
RBI 3
BB 2
SO 4
LOB 11



Batter	1	2	3	4	5	6	7	8	9	AB	R	H	RBI	BB	SO	LOB	BOTTOM			
16 Angel Pagán, S OBP: 0.328, SLG: 0.461										5	0	1	0	0	1	1	Atlanta Braves @ New York Mets Citi Field, Flushing, NY Thu Aug 20 2009, 7:10 PM EDT Att: 39,105 - Cloudy - 84 F			
1 Luis Castillo, S OBP: 0.404, SLG: 0.370										4	1	2	0	1	1	1				
28 Daniel Murphy, L OBP: 0.313, SLG: 0.379										5	0	1	0	0	1	2				
12 Jeff Francoeur, R OBP: 0.297, SLG: 0.389										4	1	1	0	0	1	2				
19 Cory Sullivan, L OBP: 0.275, SLG: 0.318										2	0	1	1	1	0	0				
10 Gary Sheffield, R OBP: 0.377, SLG: 0.466										1	0	0	0	0	1	1				
75 Francisco Rodriguez, R ERA: 3.21										0	0	0	0	0	0	0				
17 Fernando Tatís, R OBP: 0.311, SLG: 0.404										3	0	1	0	1	0	5				
23 Brian Schneider, L OBP: 0.255, SLG: 0.238										3	0	0	0	0	0	1				
9 Omar Santos, R OBP: 0.303, SLG: 0.399										1	0	1	1	0	0	0				
11 Anderson Hernandez, S OBP: 0.314, SLG: 0.312										4	0	0	0	0	0	3				
57 Johan Santana, L ERA: 3.97										2	0	1	0	0	1	0				
18 Jeremy Reed, L OBP: 0.296, SLG: 0.333										1	0	0	0	0	0	0				
13 Billy Wagner, L ERA: 3.25										0	0	0	0	0	0	0				
4 Wilson Valdez, R OBP: 0.290, SLG: 0.345										1	0	0	0	0	0	0				
Inning Stats	R: 0 H: 1 E: 0 K: 2 S: 18	H: 0 LOB: 3 BB: 2 P: 28	R: 0 H: 0 E: 0 K: 1 S: 9	H: 0 LOB: 0 BB: 0 P: 9	R: 1 H: 3 E: 0 K: 0 S: 12	H: 3 LOB: 2 BB: 0 P: 17	R: 0 H: 1 E: 0 K: 0 S: 12	H: 1 LOB: 0 BB: 0 P: 14	R: 0 H: 0 E: 0 K: 2 S: 9	H: 0 LOB: 0 BB: 0 P: 11	R: 0 H: 1 E: 0 K: 0 S: 9	H: 1 LOB: 1 BB: 0 P: 13	R: 0 H: 1 E: 0 K: 1 S: 16	H: 1 LOB: 2 BB: 1 P: 29	R: 0 H: 1 E: 0 K: 0 S: 8	H: 1 LOB: 1 BB: 0 P: 10	1B: 6 2B: 3 3B: 0 HR: 0	SF: 0 SAC: 0 DP: 1 HBP: 0	WP: 0 PB: 0 SB: 0 CS: 0	PA: 39
PITCHER	IP WLS BF H R ER SO BB IBB HBP BLK WP HR S P ERA WHIP																			
11 Kenshin Kawakami, R ERA: 3.97	7.0 W 29 7 1 1 5 2 0 0 0 0 0 0 14 24 0.00 1.500																			
51 Michael Gonzalez, L ERA: 2.54	0.2 H 4 0 1 0 1 1 0 0 0 0 0 0 14 24 0.00 1.500																			
58 Peter Moylan, R ERA: 3.25	0.1 H 2 1 0 0 0 0 0 0 0 0 0 0 2 5 0.00 3.000																			
Rafael Soriano, R ERA: 2.45	1.0 S 4 1 0 0 0 0 0 0 0 0 0 0 8 10 0.00 1.000																			

AB 36
R 2
H 9
RBI 2
BB 3
SO 6
LOB 16



Batter	1	2	3	4	5	6	7	8	9	AB	R	H	RBI	BB	SO	LOB	TOP											
8 Chris Coghlan, L (1,7) OBP: 0.365, SLG: 0.417	F7		G4-3 1B			K	K		G3	5	0	1	0	0	2	2	Florida Marlins @ Atlanta Braves Turner Field, Atlanta, GA Fri Aug 21 2009, 7:30 PM EDT Att: 22,608 - Partly Cloudy - 84 F											
7 Ross Gload, L (1,3) OBP: 0.348, SLG: 0.394	F9		G4-3			2 WP 1B	2 HR 1B		G5-3	5	2	2	1	0	0	2												
2 Hanley Ramirez, R (1,6) OBP: 0.420, SLG: 0.574	1B		K			1H 1B	1H HR			4	1	3	3	0	1	1												
6 Dan Uggla, R (1,4) OBP: 0.351, SLG: 0.445	K				F9	K	G6-3			4	0	0	0	0	2	2												
21 John Baker, L (1,2) OBP: 0.346, SLG: 0.436	P6		K			IBB			G4-3	3	0	0	0	1	1	0												
12 Cody Ross, R (1,8) (8,9)	G5-3 18 27 1B		G5-3			F8			K	4	0	1	0	0	1	2												
27 Jeremy Hermida, L (1,9) 37 Renyel Pinto, L (8,1)	1B		K			HR			F8	4	1	2	1	0	1	0												
46 Juan Carlos Oviedo, R (9,1)	1B									0	0	0	0	0	0	0												
18 Wes Helms, R (1,5) OBP: 0.318, SLG: 0.365	G5-3		F7			19 SH5-4 7 1B 2B			8 G3 BB	3	1	1	0	1	0	2												
19 Anibal Sánchez, R (1,1) 53 Dan Meyer, R (7,1) 40 Kiko Calero, R (7,1) 1 Emilio Bonifacio, S (8,8) OBP: 0.308, SLG: 0.316	K		G6-3			SH5-4 2-3			K	2	0	0	0	0	1	0												
Inning Stats	R: 0 E: 0 K: 1 S: 9	H: 1 LOB: 1 BB: 0 P: 15	R: 0 E: 0 K: 0 S: 10	H: 2 LOB: 1 BB: 0 P: 13	R: 0 E: 0 K: 2 S: 12	H: 1 LOB: 1 BB: 0 P: 16	R: 0 E: 0 K: 1 S: 8	H: 0 LOB: 0 BB: 0 P: 12	R: 0 E: 0 K: 1 S: 9	H: 0 LOB: 0 BB: 0 P: 12	R: 1 E: 0 K: 2 S: 9	H: 2 LOB: 2 BB: 1 P: 18	R: 4 E: 0 K: 1 S: 13	H: 4 LOB: 0 BB: 0 P: 20	R: 0 E: 0 K: 1 S: 8	H: 0 LOB: 0 BB: 0 P: 9	R: 0 E: 0 K: 1 S: 10	H: 0 LOB: 1 BB: 1 P: 18	1B: 7 2B: 1 3B: 0 HR: 2	SF: 0 SAC: 1 DP: 1 HBP: 0	WP: 1 PB: 0 CS: 0	PA: 38						
PITCHER	IP	WLS	BF	H	R	ER	SO	BB	IBB	HBP	BLK	WP	HR	S	P	ERA	WHIP											
33 Javier Vazquez, R (1,1) ERA: 3.14	6.2	L	30	10	5	5	8	0	1	0	0	1	2	69	105	6.75	1.500											
58 Peter Moylan, R (7,1) ERA: 3.23	0.1		1	0	0	0	0	0	0	0	0	0	0	1	1	0.00	0.000											
34 Eric O'Flaherty, L (8,1) ERA: 3.21	1.0		3	0	0	0	1	0	0	0	0	0	0	8	9	0.00	0.000											
54 Kris Medlen, R (9,1) ERA: 4.17	0.1		2	0	0	0	1	1	0	0	0	0	0	4	8	0.00	3.000											
36 Boone Logan, L (9,1) ERA: 4.3	0.2		2	0	0	0	0	0	0	0	0	0	0	6	10	0.00	0.000											
Batter	1	2	3	4	5	6	7	8	9	AB	R	H	RBI	BB	SO	LOB	BOTTOM											
4 Omar Infante, R (1,4) OBP: 0.376, SLG: 0.396	10 BB BB		F9			G5-4-3 1-2			L1	3	0	0	0	1	0	1	Florida Marlins @ Atlanta Braves Turner Field, Atlanta, GA Fri Aug 21 2009, 7:30 PM EDT Att: 22,608 - Partly Cloudy - 84 F											
25 Ryan Church, L (1,8) OBP: 0.343, SLG: 0.395	P6		G6-3			10 1B 22 HR 2B			K	4	1	1	0	0	1	1												
10 Chipper Jones, S (1,5) OBP: 0.401, SLG: 0.472	16 BB G1-6-3 BB		K			22 HR 1B			G4-3	3	1	1	0	1	1	0												
16 Brian McCann, L (1,2) OBP: 0.354, SLG: 0.497	G1-6-3 1-2		K			L4			K2-3	4	0	0	0	0	2	4												
22 Adam LaRoche, L (1,3) OBP: 0.355, SLG: 0.498	K		F8			1H HR			1B	4	1	2	3	0	1	0												
19 Yunel Escobar, R (1,6) OBP: 0.370, SLG: 0.447	L9		K			1H 1B				3	0	1	0	0	1	0												
23 Matt Diaz, R (1,9) OBP: 0.361, SLG: 0.470	K		G5-3			K			K	3	0	0	0	0	2	1												
30 Reid Gorecki, R (1,7) OBP: 0.250, SLG: 0.250			K2-3			K			F8	3	0	0	0	0	2	1												
33 Javier Vazquez, R (1,1) ERA: 4.97 58 Peter Moylan, R (7,1) 34 Eric O'Flaherty, L (8,1) 20 Greg Norton, S (8,9) 54 Kris Medlen, S (9,1) 36 Boone Logan, R (9,1)	G6-3		G6-3			4 G5-4-3 1B			G4-3	2	0	1	0	0	0	0												
Inning Stats	R: 0 E: 0 K: 0 S: 6	H: 0 LOB: 1 BB: 2 P: 14	R: 0 E: 0 K: 2 S: 9	H: 0 LOB: 0 BB: 0 P: 13	R: 0 E: 0 K: 1 S: 7	H: 0 LOB: 0 BB: 0 P: 9	R: 0 E: 0 K: 2 S: 11	H: 0 LOB: 0 BB: 0 P: 17	R: 0 E: 0 K: 1 S: 10	H: 0 LOB: 0 BB: 0 P: 16	R: 0 E: 0 K: 1 S: 8	H: 1 LOB: 0 BB: 0 P: 11	R: 3 E: 0 K: 1 S: 13	H: 4 LOB: 1 BB: 0 P: 23	R: 0 E: 0 K: 1 S: 9	H: 0 LOB: 0 BB: 0 P: 13		R: 0 E: 0 K: 1 S: 6	H: 1 LOB: 1 BB: 0 P: 8	1B: 4 2B: 1 3B: 0 HR: 1	SF: 0 SAC: 0 DP: 2 HBP: 0	WP: 0 PB: 0 CS: 0	PA: 32					
PITCHER	IP	WLS	BF	H	R	ER	SO	BB	IBB	HBP	BLK	WP	HR	S	P	ERA	WHIP											
19 Anibal Sánchez, R (1,1) ERA: 4.97	6.0	W	20	2	1	1	7	2	0	0	0	0	0	52	82	1.50	0.667											
53 Dan Meyer, L (7,1) ERA: 3.13	0.1		3	2	2	2	0	0	0	0	0	0	0	1	6	13	54.00	6.000										
40 Kiko Calero, R (7,1) ERA: 1.8	1.1	H	5	1	0	0	1	0	0	0	0	0	0	12	17	0.00	0.750											
37 Renyel Pinto, L (8,1) ERA: 2.74	0.1	H	1	0	0	0	1	0	0	0	0	0	0	3	4	0.00	0.000											
46 Juan Carlos Oviedo, R (9,1) ERA: 4.05	1.0	S	3	1	0	0	1	0	0	0	0	0	0	6	8	0.00	1.000											

AB	35
R	5
H	10
RBI	5
BB	2
SO	10
LOB	12

AB	30
R	3
H	6
RBI	3
BB	2
SO	10
LOB	8



Batter	1	2	3	4	5	6	7	8	9	10	11	12	AB	R	H	RBI	BB	SO	LOB	TOP		
1 Everth Cabrera, S OBP: 0.392, SLG: 0.399	G4-3		G4-3		G6-3			K		K		K		6	0	0	0	0	3	2		
22 David Eckstein, R OBP: 0.316, SLG: 0.326	7 BB 23 BB 1B		G4-3		G4-3			G6-3		G4-3		1-3 2H 2B		6	0	2	1	0	0	0		
23 Adrián González, L OBP: 0.404, SLG: 0.558	7 BB 1-2 BB				HR			7 BB BB		F8		1-3 2H IBB		3	1	1	1	3	0	0		
7 Chase Headley, S OBP: 0.334, SLG: 0.388	1-2 2-3 BB				1B			BB		BB		K		4	0	2	0	2	2	3		
25 Will Venable, L OBP: 0.333, SLG: 0.454	K				K			F9		F9		K		5	0	0	0	0	3	7		
5 Kevin Kousseroff, R OBP: 0.288, SLG: 0.415	F9				1B			K		G5-3		K		5	0	1	0	0	2	4		
4 Nick Hundley, R OBP: 0.304, SLG: 0.374			F8		K			F7		K		22 2B 2B		5	1	1	0	0	2	1		
18 Tony Gwynn Jr., L OBP: 0.346, SLG: 0.342			G1-3		F8			K		K		K		5	0	1	0	0	2	1		
38 Matt Latos, R ERA: 3.19			K		G6-3			L4		K		22 2B BB		3	0	0	0	0	1	0		
14 Oscar Salazar, R ERA: 3.19														0	0	0	0	0	0	0		
21 Heath Bell, R ERA: 3.11														0	0	0	0	0	0	0		
40 Greg Burke, R ERA: 4.02														0	0	0	0	0	0	0		
54 Joe Thatcher, L ERA: 2.94														0	0	0	0	0	0	0		
15 Luis Antonio Rodríguez, S ERA: 2.45														0	0	0	0	0	0	0		
45 Edward Mujica, R ERA: 2.33														0	0	0	0	0	0	0		
Inning Stats	R: 0 E: 0 K: 15	H: 1 LOB: 3 BB: 2 P: 26	R: 0 E: 0 K: 8	H: 0 LOB: 0 BB: 0 P: 12	R: 1 E: 0 K: 14	H: 2 LOB: 1 BB: 0 P: 17	R: 0 E: 0 K: 9	H: 1 LOB: 0 BB: 0 P: 10	R: 0 E: 0 K: 7	H: 0 LOB: 0 BB: 0 P: 7	R: 0 E: 0 K: 11	H: 0 LOB: 0 BB: 2 P: 25	R: 0 E: 0 K: 7	H: 0 LOB: 0 BB: 0 P: 9	R: 0 E: 0 K: 3	H: 0 LOB: 0 BB: 0 P: 11	R: 1 E: 0 K: 13	H: 2 LOB: 3 BB: 2 P: 25	1B: 4 2B: 3 3B: 0 HR: 1	SF: 0 SAC: 0 DP: 0 HBP: 0	WP: 0 PB: 0 SB: 0 CS: 0	PA: 49
PITCHER	IP WLS BF H R ER SO BB IBB HBP BLK WP HR S P ERA WHIP	49 Jair Jurrjens, R ERA: 2.91	34 Enc O'Flaherty, L ERA: 3.19	58 Peter Moylan, R ERA: 3.11	51 Michael González, L ERA: 2.45	Rafael Soriano, R ERA: 2.33	PITCHER	IP WLS BF H R ER SO BB IBB HBP BLK WP HR S P ERA WHIP	54 Kris Medlen, R ERA: 4.1	49 Jair Jurrjens, R ERA: 2.91	34 Enc O'Flaherty, L ERA: 3.19	58 Peter Moylan, R ERA: 3.11	51 Michael González, L ERA: 2.45	Rafael Soriano, R ERA: 2.33								

San Diego Padres @ Atlanta Braves
Turner Field, Atlanta, GA
Tue Aug 25 2009, 7:00 PM EDT
Att. 15,389 - Partly Cloudy - 85 F

AB 43
R 2
H 8
RBI 2
BB 6
SO 16
LOB 19



Batter	1	2	3	4	5	6	7	8	9	10	11	12	AB	R	H	RBI	BB	SO	LOB	BOTTOM				
4 Omar Infante, R OBP: 0.371, SLG: 0.398	G6-3			F8		F9		F6		G5-3		K		6	0	0	0	0	1	5				
14 Martín Prado, R OBP: 0.355, SLG: 0.459	F9			L9		G6-3		K		G6-3		L9		6	0	0	0	0	1	5				
10 Chipper Jones, S OBP: 0.402, SLG: 0.462	G4-3			G3-1		F7		F7		F9		8 BB IBB		4	0	0	0	1	0	0				
Rafael Soriano, R ERA: 2.33														0	0	0	0	0	0	0				
16 Brian McCann, L OBP: 0.358, SLG: 0.505	F9					K		F8		K		18 S 1B		4	0	1	0	0	1	0				
30 Reid Gorecki, R OBP: 0.188, SLG: 0.200												12 2-3 BB		0	1	0	0	0	0	0				
8 David Ross, R OBP: 0.385, SLG: 0.491														0	0	0	0	1	0	0				
18 Garret Anderson, L OBP: 0.314, SLG: 0.433	G5-3					G6-3		G6-3		G6-3		K		4	0	1	0	1	1	3				
19 Yunel Escobar, R OBP: 0.368, SLG: 0.449	F9					1B				BB				5	0	1	0	0	2	3				
22 Adam LaRoche, L OBP: 0.355, SLG: 0.492	F7					K		K		K		G3		5	0	1	1	0	2	2				
23 Matt Diaz, R OBP: 0.377, SLG: 0.496	L8					4 F9 49 SH3-4		20 BB 1B		B3		F8		5	0	2	0	0	0	2				
49 Jair Jurrjens, R ERA: 2.91														1	0	0	0	0	1	0				
34 Enc O'Flaherty, L ERA: 3.19														0	0	0	0	0	0	0				
20 Greg Norton, S ERA: 2.28														0	0	0	0	0	0	0				
58 Peter Moylan, R ERA: 3.11														0	0	0	0	0	0	0				
51 Michael González, L ERA: 2.45														0	0	0	0	0	0	0				
2 Kelly Johnson, L ERA: 3.00														1	0	0	0	1	0	0				
Inning Stats	R: 0 E: 0 K: 6	H: 0 LOB: 0 BB: 0 P: 10	R: 0 E: 0 K: 7	H: 0 LOB: 0 BB: 0 P: 10	R: 0 E: 0 K: 1	H: 0 LOB: 0 BB: 0 P: 13	R: 0 E: 0 K: 6	H: 0 LOB: 0 BB: 0 P: 10	R: 0 E: 0 K: 9	H: 1 LOB: 1 BB: 0 P: 13	R: 0 E: 0 K: 10	H: 2 LOB: 3 BB: 3 P: 19	R: 1 E: 0 K: 13	H: 2 LOB: 0 BB: 0 P: 24	R: 0 E: 0 K: 5	H: 0 LOB: 3 BB: 3 P: 30	R: 0 E: 0 K: 7	H: 0 LOB: 0 BB: 0 P: 11	R: 0 E: 0 K: 7	H: 0 LOB: 0 BB: 0 P: 10	1B: 6 2B: 0 3B: 0 HR: 0	SF: 0 SAC: 1 DP: 0 HBP: 0	WP: 0 PB: 0 SB: 1 CS: 0	PA: 47
PITCHER	IP WLS BF H R ER SO BB IBB HBP BLK WP HR S P ERA WHIP	38 Matt Latos, R ERA: 3.06	57 Luke Gregerson, R ERA: 3.36	21 Heath Bell, R ERA: 3.11	40 Greg Burke, R ERA: 4.02	54 Joe Thatcher, L ERA: 2.94	PITCHER	IP WLS BF H R ER SO BB IBB HBP BLK WP HR S P ERA WHIP	45 Edward Mujica, R ERA: 3.26	38 Matt Latos, R ERA: 3.06	57 Luke Gregerson, R ERA: 3.36	21 Heath Bell, R ERA: 3.11	40 Greg Burke, R ERA: 4.02	54 Joe Thatcher, L ERA: 2.94										

San Diego Padres @ Atlanta Braves
Turner Field, Atlanta, GA
Tue Aug 25 2009, 7:00 PM EDT
Att. 15,389 - Partly Cloudy - 85 F

AB 41
R 1
H 6
RBI 1
BB 5
SO 9
LOB 20



Batter	1	2	3	4	5	6	7	8	9	AB	R	H	RBI	BB	SO	LOB	TOP								
1 Everth Cabrera, S OBP: 0.391, SLG: 0.407										4	0	2	0	0	0	1	San Diego Padres @ Atlanta Braves Turner Field, Atlanta, GA Thu Aug 27 2009, 7:00 PM EDT Att: 18,651 - Overcast - 72 F								
22 David Eckstein, R OBP: 0.319, SLG: 0.357 15 Luis Antonio Rodriguez, R OBP: 0.326, SLG: 0.277										3	0	0	0	0	1	3									
23 Adrián González, L OBP: 0.405, SLG: 0.557 14 Oscar Salazar, R OBP: 0.354, SLG: 0.525										3	0	0	0	0	0	3									
7 Chase Headley, S OBP: 0.331, SLG: 0.384										4	0	0	0	0	1	1									
25 Will Venable, L OBP: 0.332, SLG: 0.467										4	1	1	1	0	2	0									
5 Kevin Kouzmanoff, R OBP: 0.320, SLG: 0.420										3	0	1	0	1	0	0									
4 Nick Hundley, R OBP: 0.300, SLG: 0.372										4	0	1	0	0	0	2									
18 Tony Gwynn Jr., L OBP: 0.346, SLG: 0.343 58 Ryan Webb, R OBP: 0.317, SLG: 0.382										3	0	1	0	0	0	2									
33 Clayton Richard, L OBP: 0.125, SLG: 0.200 59 Luis Perdomo, R OBP: 0.351, SLG: 0.490 8 Kyle Blanks, R OBP: 0.404, SLG: 0.458 45 Edward Mujica, R OBP: 0.667, SLG: 0.667 11 Drew Macias, L OBP: 0.317, SLG: 0.382										1	0	0	0	0	1	1									
Inning Stats	R: 0 E: 0 K: 0 S: 10	H: 1 LOB: 1 BB: 0 P: 14	R: 0 E: 0 K: 1 S: 8	H: 0 LOB: 0 BB: 0 P: 11	R: 0 E: 0 K: 1 S: 16	H: 2 LOB: 2 BB: 0 P: 21	R: 0 E: 0 K: 2 S: 10	H: 0 LOB: 0 BB: 0 P: 14	R: 0 E: 0 K: 1 S: 8	H: 1 LOB: 1 BB: 0 P: 12	R: 0 E: 0 K: 1 S: 6	H: 0 LOB: 0 BB: 0 P: 9	R: 0 E: 0 K: 0 S: 5	H: 1 LOB: 1 BB: 0 P: 7	R: 0 E: 0 K: 1 S: 9	H: 0 LOB: 0 BB: 0 P: 12		R: 1 E: 0 K: 0 S: 12	H: 1 LOB: 1 BB: 1 P: 21	1B: 4 2B: 1 3B: 0 HR: 1	SF: 0 SAC: 0 DP: 0 HBP: 0	WP: 0 PB: 0 SB: 0 CS: 0	PA: 34		
PITCHER	IP	WLS	BF	H	R	ER	SO	BB	IBB	HBP	BLK	WP	HR	S	P	ERA	WHIP								
33 Javier Vazquez, R ERA: 3.02	7.0	W	26	5	0	0	6	0	0	0	0	0	0	63	88	0.00	0.714								
54 Kris Medlen, R ERA: 4.02	1.0		3	0	0	0	1	0	0	0	0	0	0	9	12	0.00	0.000								
38 Buddy Carlyle, R ERA: 8.85	1.0		5	1	1	1	0	1	0	0	0	0	1	12	21	9.00	2.000								

Batter	1	2	3	4	5	6	7	8	9	AB	R	H	RBI	BB	SO	LOB	BOTTOM								
23 Matt Diaz, R OBP: 0.383, SLG: 0.496										6	1	3	2	0	1	1	San Diego Padres @ Atlanta Braves Turner Field, Atlanta, GA Thu Aug 27 2009, 7:00 PM EDT Att: 18,651 - Overcast - 72 F								
14 Martín Prado, R OBP: 0.355, SLG: 0.454										5	0	1	1	0	2	4									
10 Chipper Jones, S OBP: 0.404, SLG: 0.458 2 Kelly Johnson, L OBP: 0.296, SLG: 0.387										3	0	2	0	2	0	3									
16 Brian McCann, L OBP: 0.359, SLG: 0.511 54 Kris Medlen, S OBP: 0.667, SLG: 0.667 38 Buddy Carlyle, L OBP: 0.317, SLG: 0.382										5	0	1	1	0	0	4									
19 Yunel Escobar, R OBP: 0.371, SLG: 0.450										5	1	3	0	0	0	4									
18 Garrett Anderson, L OBP: 0.315, SLG: 0.431 30 Reid Gorecki, R OBP: 0.235, SLG: 0.250										4	2	1	0	0	0	1									
22 Adam LaRoche, L OBP: 0.357, SLG: 0.496										4	2	2	1	1	2	4									
4 Omar Infante, R OBP: 0.390, SLG: 0.409										3	1	2	1	2	0	0									
33 Javier Vazquez, R OBP: 0.214, SLG: 0.226 8 David Ross, R OBP: 0.362, SLG: 0.486										3	1	1	1	0	2	3									
Inning Stats	R: 0 E: 0 K: 1 S: 12	H: 1 LOB: 1 BB: 0 P: 14	R: 5 E: 1 K: 1 S: 20	H: 6 LOB: 2 BB: 1 P: 32	R: 1 E: 1 K: 1 S: 16	H: 2 LOB: 3 BB: 1 P: 24	R: 1 E: 0 K: 1 S: 13	H: 2 LOB: 2 BB: 1 P: 23	R: 0 E: 0 K: 0 S: 13	H: 1 LOB: 1 BB: 0 P: 21	R: 1 E: 0 K: 2 S: 13	H: 2 LOB: 1 BB: 0 P: 21	R: 1 E: 0 K: 1 S: 13	H: 2 LOB: 2 BB: 1 P: 27	R: 0 E: 0 K: 0 S: 7	H: 1 LOB: 1 BB: 0 P: 11		1B: 16 2B: 0 3B: 0 HR: 1	SF: 1 SAC: 1 DP: 0 HBP: 0	WP: 2 PB: 0 SB: 0 CS: 0	PA: 47				
PITCHER	IP	WLS	BF	H	R	ER	SO	BB	IBB	HBP	BLK	WP	HR	S	P	ERA	WHIP								
33 Clayton Richard, L ERA: 4.79	2.1	L	19	9	6	6	2	2	0	0	0	0	0	42	61	23.14	4.714								
59 Luis Perdomo, R ERA: 4.7	1.2		8	2	1	1	2	1	0	0	0	2	0	19	32	5.40	1.800								
45 Edward Mujica, R ERA: 3.3	2.0		10	3	1	1	2	1	0	0	0	0	1	26	42	4.50	2.000								
58 Ryan Webb, R ERA: 5.14	2.0		10	3	1	1	1	1	0	0	0	0	0	20	38	4.50	2.000								



Batter	1	2	3	4	5	6	7	8	9	AB	R	H	RBI	BB	SO	LOB	TOP					
23 Matt Diaz, R OBP: 0.393, SLG: 0.516										2	1	1	0	1	0	1						
14 Martin Prado, R OBP: 0.357, SLG: 0.481										2	0	0	0	0	0	1						
10 Chipper Jones, S OBP: 0.400, SLG: 0.456										3	2	1	0	1	2	1						
18 Garret Anderson, L OBP: 0.320, SLG: 0.436										4	0	0	0	0	1	4						
30 Reid Gorecki, R OBP: 0.250, SLG: 0.227										0	0	0	0	0	0	0						
22 Adam LaRoche, L OBP: 0.353, SLG: 0.490										4	0	1	1	1	0	3						
19 Yunel Escobar, R OBP: 0.376, SLG: 0.453										3	1	2	1	1	0	0						
4 Omar Infante, R OBP: 0.387, SLG: 0.419										4	1	2	2	0	1	1						
8 David Ross, R OBP: 0.366, SLG: 0.482										3	0	1	1	1	1	1						
11 Kenshin Kawakami, R ERA: 3.08										2	0	0	0	0	1	1						
20 Greg Norton, S ERA: 1.43										1	0	0	0	0	1	1						
58 Peter Moylan, R ERA: 3.14										0	0	0	0	0	0	0						
34 Eric O'Flaherty, L ERA: 3.4										0	0	0	0	0	0	0						
51 Michael Gonzalez, R ERA: 2.34										1	0	0	0	0	0	0						
2 Kelly Johnson, L ERA: 2.34										0	0	0	0	0	0	0						
Rafael Soriano, R ERA: 2.4										0	0	0	0	0	0	0						
Inning Stats	R: 0 E: 0 K: 1 S: 7	H: 0 LOB: 1 BB: 1 P: 13	R: 0 E: 0 K: 2 S: 7	H: 0 LOB: 0 BB: 0 P: 8	R: 0 E: 0 K: 1 S: 7	H: 0 LOB: 0 BB: 1 P: 12	R: 0 E: 0 K: 1 S: 9	H: 0 LOB: 0 BB: 0 P: 15	R: 0 E: 0 K: 1 S: 6	H: 0 LOB: 0 BB: 1 P: 12	R: 0 E: 0 K: 1 S: 18	H: 1 LOB: 1 BB: 0 P: 25	R: 3 E: 0 K: 2 S: 14	H: 4 LOB: 1 BB: 0 P: 19	R: 2 E: 0 K: 1 S: 8	H: 2 LOB: 2 BB: 1 P: 17	R: 0 E: 0 K: 0 S: 7	H: 1 LOB: 0 BB: 0 P: 10	1B: 7 2B: 0 3B: 1 HR: 0	SF: 0 SAC: 2 DP: 3 HBP: 1	WP: 0 PB: 0 SB: 1 CS: 0	PA: 36
PITCHER	IP: 6.2 WLS: L BF: 26 H: 5 R: 3 ER: 3 SO: 8 BB: 3 IBB: 0 HBP: 0 BLK: 0 WP: 0 HR: 0 S: 65 P: 100 ERA: 4.05 WHIP: 1.200	IP: 0.2 WLS: 4 BF: 0 H: 2 R: 2 ER: 2 SO: 1 BB: 0 IBB: 1 HBP: 1 BLK: 0 WP: 0 HR: 5 S: 12 P: 27.00 ERA: 0.000	IP: 0.2 WLS: 3 BF: 2 H: 2 R: 0 ER: 0 SO: 1 BB: 0 IBB: 0 HBP: 0 BLK: 0 WP: 0 HR: 6 S: 6 P: 0.00 ERA: 3.000	IP: 1.0 WLS: 3 BF: 1 H: 0 R: 0 ER: 0 SO: 0 BB: 0 IBB: 0 HBP: 0 BLK: 0 WP: 0 HR: 7 S: 10 P: 0.00 ERA: 1.000	PITCHER										IP: 6.2 WLS: L BF: 26 H: 5 R: 3 ER: 3 SO: 8 BB: 3 IBB: 0 HBP: 0 BLK: 0 WP: 0 HR: 0 S: 65 P: 100 ERA: 4.05 WHIP: 1.200							

Atlanta Braves @ Florida Marlins
Land Shark Stadium, Miami, FL
Mon Aug 31 2009, 7:10 PM EDT
Att: 12,244 - Cloudy - 86 F

AB 29
R 5
H 8
RBI 5
BB 4
SO 10
LOB 12



Batter	1	2	3	4	5	6	7	8	9	AB	R	H	RBI	BB	SO	LOB	BOTTOM					
8 Chris Coghlan, L OBP: 0.375, SLG: 0.440										4	0	1	0	0	0	0						
7 Ross Gload, L OBP: 0.326, SLG: 0.366										4	0	0	0	0	2	2						
2 Hanley Ramirez, R OBP: 0.418, SLG: 0.558										4	0	0	0	0	3	2						
3 Jorge Cantu, R OBP: 0.337, SLG: 0.429										4	2	2	0	0	1	0						
21 John Baker, L OBP: 0.347, SLG: 0.431										4	0	2	0	0	1	1						
6 Dan Uggla, R OBP: 0.357, SLG: 0.448										2	0	2	2	1	0	0						
12 Cody Ross, R OBP: 0.325, SLG: 0.467										4	0	0	0	0	0	5						
27 Jeremy Hermida, L OBP: 0.354, SLG: 0.399										2	0	0	0	0	0	0						
18 Wes Helms, R OBP: 0.321, SLG: 0.371										1	0	0	0	0	1	1						
25 Brett Carroll, R OBP: 0.317, SLG: 0.435										0	0	0	0	0	0	0						
55 Josh Johnson, L OBP: 0.237, SLG: 0.333										2	0	1	0	0	0	0						
44 Brian Sanches, R ERA: 3.99										0	0	0	0	0	0	0						
53 Dan Meyer, R ERA: 3.4										0	0	0	0	0	0	0						
1 Emilio Bonifacio, S OBP: 0.305, SLG: 0.313										1	0	0	0	0	0	0						
64 Tim Wood, R OBP: 0.500, SLG: 0.500										0	0	0	0	0	0	0						
Inning Stats	R: 0 E: 0 K: 2 S: 10	H: 0 LOB: 0 BB: 0 P: 12	R: 1 E: 0 K: 0 S: 7	H: 2 LOB: 0 BB: 0 P: 11	R: 0 E: 0 K: 1 S: 11	H: 2 LOB: 2 BB: 0 P: 16	R: 0 E: 0 K: 1 S: 10	H: 2 LOB: 1 BB: 0 P: 15	R: 0 E: 0 K: 0 S: 5	H: 0 LOB: 0 BB: 0 P: 8	R: 0 E: 0 K: 1 S: 8	H: 0 LOB: 0 BB: 0 P: 13	R: 0 E: 0 K: 1 S: 7	H: 0 LOB: 1 BB: 1 P: 14	R: 0 E: 0 K: 0 S: 5	H: 0 LOB: 0 BB: 0 P: 7	R: 1 E: 0 K: 2 S: 17	H: 2 LOB: 1 BB: 0 P: 26	1B: 5 2B: 3 3B: 0 HR: 0	SF: 1 SAC: 0 DP: 2 HBP: 0	WP: 0 PB: 0 SB: 0 CS: 0	PA: 34
PITCHER	IP: 6.0 WLS: H BF: 22 H: 6 R: 0 ER: 0 SO: 5 BB: 1 IBB: 0 HBP: 0 BLK: 0 WP: 0 HR: 4 S: 51 P: 75 ERA: 1.500 WHIP: 1.000	IP: 0.2 WLS: H BF: 3 H: 0 R: 0 ER: 0 SO: 0 BB: 0 IBB: 0 HBP: 0 BLK: 0 WP: 0 HR: 3 S: 6 P: 0.00 ERA: 0.000	IP: 0.1 WLS: H BF: 1 H: 0 R: 0 ER: 0 SO: 1 BB: 0 IBB: 0 HBP: 0 BLK: 0 WP: 0 HR: 5 S: 7 P: 0.00 ERA: 0.000	IP: 1.0 WLS: H BF: 5 H: 2 R: 0 ER: 0 SO: 2 BB: 0 IBB: 0 HBP: 0 BLK: 0 WP: 0 HR: 17 S: 26 P: 9.00 ERA: 2.000	PITCHER										IP: 6.0 WLS: H BF: 22 H: 6 R: 0 ER: 0 SO: 5 BB: 1 IBB: 0 HBP: 0 BLK: 0 WP: 0 HR: 4 S: 51 P: 75 ERA: 1.500 WHIP: 1.000							

Atlanta Braves @ Florida Marlins
Land Shark Stadium, Miami, FL
Mon Aug 31 2009, 7:10 PM EDT
Att: 12,244 - Cloudy - 86 F

AB 32
R 2
H 8
RBI 2
BB 1
SO 8
LOB 11



Batter	1	2	3	4	5	6	7	8	9	AB	R	H	RBI	BB	SO	LOB	TOP							
23 Matt Diaz, R OBP: 0.393, SLG: 0.514										5	1	2	0	0	3	2	Atlanta Braves @ Florida Marlins Land Shark Stadium, Miami, FL Tue Sep 01 2009, 7:10 PM EDT Att: 14,024 - Drizzzie - 76 F							
14 Martin Prado, R OBP: 0.355, SLG: 0.457									5	1	1	0	0	0	4									
10 Chipper Jones, S OBP: 0.399, SLG: 0.453									3	1	0	0	1	1	3									
16 Brian McCann, L OBP: 0.353, SLG: 0.500									4	0	2	1	0	1	0									
18 Garret Anderson, L OBP: 0.321, SLG: 0.435									3	0	1	1	1	0	1									
30 Reid Gorecki, R OBP: 0.250, SLG: 0.227									0	0	0	0	0	0	0									
19 Yunel Escobar, R OBP: 0.375, SLG: 0.451									4	0	1	0	0	1	3									
22 Adam LaRoche, L OBP: 0.352, SLG: 0.486									3	0	0	0	1	1	2									
4 Omar Infante, R OBP: 0.377, SLG: 0.407									4	0	0	0	0	2	2									
15 Tim Hudson, R 58 Peter Moylan, R 25 Ryan Church, L 54 Kris Medlen, S 51 Michael Gonzalez, R 20 Greg Norton, S 2 Kelly Johnson, S Rafael Soriano, R									1	1	0	0	1	0	0									
Inning Stats	R: 1 E: 0 K: 0 S: 12	H: 2 LOB: 0 BB: 0 P: 16	R: 0 E: 0 K: 0 S: 6	H: 1 LOB: 1 BB: 1 P: 15	R: 2 E: 0 K: 1 S: 18	H: 2 LOB: 1 BB: 1 P: 33	R: 0 E: 0 K: 2 S: 8	H: 0 LOB: 0 BB: 0 P: 14	R: 0 E: 0 K: 1 S: 12	H: 0 LOB: 0 BB: 0 P: 15	R: 0 E: 0 K: 1 S: 8	H: 1 LOB: 1 BB: 1 P: 17	R: 0 E: 0 K: 1 S: 7	H: 2 LOB: 2 BB: 0 P: 11	R: 1 E: 0 K: 1 S: 17	H: 2 LOB: 2 BB: 0 P: 29	R: 0 E: 0 K: 2 S: 10	H: 1 LOB: 2 BB: 0 P: 19	1B: 7 2B: 2 3B: 0 HR: 0	SF: 0 SAC: 0 DP: 2 HBP: 0	WP: 1 PB: 0 SB: 1 CS: 0	PA: 38		
PITCHER	IP WLS BF H R ER SO BB IBB HBP BLK WP HR S P ERA WHIP	5.0 L 20 5 3 3 4 2 0 0 0 0 0 0 15 28 5.40 1.400	2.0 8 1 0 0 2 1 0 0 0 0 0 0 17 29 9.00 3.000	1.0 6 2 1 1 1 0 0 0 0 0 0 10 19 0.00 1.000	1.0 4 1 0 0 2 0 0 0 0 0 0 10 19 0.00 1.000																			

AB 34
R 4
H 9
RBI 2
BB 4
SO 9
LOB 17



Batter	1	2	3	4	5	6	7	8	9	AB	R	H	RBI	BB	SO	LOB	BOTTOM						
8 Chris Coghlan, L OBP: 0.377, SLG: 0.446										4	1	3	0	0	0	0	Atlanta Braves @ Florida Marlins Land Shark Stadium, Miami, FL Tue Sep 01 2009, 7:10 PM EDT Att: 14,024 - Drizzzie - 76 F						
18 Wes Helms, R OBP: 0.325, SLG: 0.376									3	1	1	0	1	0	1								
2 Hanley Ramirez, R 1 Emilio Bonifacio, S									2	0	0	0	0	1	4								
3 Jorge Cantu, R									4	0	3	2	0	0	2								
21 John Baker, L 29 Ronny Paulino, R									2	0	0	0	1	0	1								
6 Dan Uggla, R OBP: 0.358, SLG: 0.454									3	1	1	1	1	1	0								
12 Cody Ross, R OBP: 0.324, SLG: 0.464									3	0	0	0	1	1	3								
27 Jeremy Hermida, L OBP: 0.351, SLG: 0.395									4	0	0	0	0	2	1								
19 Anibal Sanchez, R 24 Cameron Maybin, R 31 Burke Badenhop, R 7 Ross Gload, L 37 Renyel Pinto, R 22 Matt Lindstrom, R 25 Brett Carroll, R									1	0	0	0	0	1	0								
Inning Stats	R: 2 E: 0 K: 1 S: 9	H: 3 LOB: 0 BB: 0 P: 14	R: 0 E: 0 K: 1 S: 6	H: 0 LOB: 0 BB: 0 P: 7	R: 0 E: 0 K: 1 S: 13	H: 1 LOB: 2 BB: 1 P: 22	R: 0 E: 0 K: 1 S: 9	H: 0 LOB: 0 BB: 0 P: 9	R: 0 E: 0 K: 1 S: 9	H: 1 LOB: 1 BB: 0 P: 14	R: 0 E: 0 K: 0 S: 9	H: 1 LOB: 2 BB: 2 P: 18	R: 0 E: 0 K: 2 S: 7	H: 0 LOB: 0 BB: 0 P: 12	R: 0 E: 0 K: 2 S: 17	H: 1 LOB: 1 BB: 0 P: 24		R: 1 E: 0 K: 1 S: 14	H: 1 LOB: 0 BB: 1 P: 22	1B: 4 2B: 3 3B: 0 HR: 1	SF: 0 SAC: 0 DP: 3 HBP: 0	WP: 0 PB: 0 SB: 0 CS: 0	PA: 36
PITCHER	IP WLS BF H R ER SO BB IBB HBP BLK WP HR S P ERA WHIP	5.1 W 24 6 2 2 5 3 0 0 0 0 0 0 12 24 3.38 1.688	0.2 H 1 0 0 0 0 0 0 0 0 0 0 2 2 0.00 0.000	1.0 H 3 0 0 0 2 0 0 0 0 0 0 7 12 0.00 0.000	1.0 H 4 1 0 0 2 0 0 0 0 0 0 17 24 0.00 1.000	1.0 S 4 1 1 1 1 1 0 0 0 0 1 14 22 9.00 2.000																	

AB 32
R 3
H 8
RBI 3
BB 4
SO 10
LOB 14



Batter	1	2	3	4	5	6	7	8	9	AB	R	H	RBI	BB	SO	LOB	TOP								
23 Matt Diaz, R OBP: 0.395, SLG: 0.507										4	0	1	0	1	3	1									
14 Martin Prado, R OBP: 0.352, SLG: 0.451										4	0	2	1	0	1	0									
10 Chipper Jones, S OBP: 0.398, SLG: 0.453										4	0	1	1	0	0	2									
16 Brian McCann, L OBP: 0.348, SLG: 0.500										4	1	1	1	0	1	3									
5 Clint Sammons, R OBP: 0.333, SLG: 0.290										4	0	0	0	0	1	4									
18 Garret Anderson, L OBP: 0.319, SLG: 0.431										4	0	0	0	0	1	1									
30 Reid Gorecki, R OBP: 0.250, SLG: 0.227										4	1	1	0	0	1	0									
19 Yunel Escobar, R OBP: 0.374, SLG: 0.455										3	1	1	0	0	0	0									
22 Adam LaRoche, L OBP: 0.354, SLG: 0.486										2	0	0	0	0	2	2									
25 Ryan Church, L OBP: 0.346, SLG: 0.399										1	0	0	0	0	0	1									
48 Tommy Hanson, R ERA: 5.27										1	0	0	0	0	0	1									
20 Greg Norton, S ERA: 1.37										3	1	1	0	0	0	0									
54 Kris Medlen, S ERA: 4.68										2	0	0	0	0	0	0									
34 Eric O'Flaherty, L ERA: 3.28										1	0	0	0	0	0	0									
38 Buddy Carlyle, R ERA: 8.86										2	0	0	0	0	0	0									
50 Jairo Asencio, R ERA: 3.38										1	0	0	0	0	0	0									
7 Brooks Conrad, S ERA: 3.71, SLG: 0.448										1	0	0	0	0	0	1									
Inning Stats	R: 0 E: 0 K: 2 S: 11	H: 0 LOB: 0 BB: 0 P: 15	R: 1 E: 0 K: 1 S: 11	H: 1 LOB: 0 BB: 0 P: 15	R: 0 E: 0 K: 1 S: 18	H: 2 LOB: 2 BB: 0 P: 24	R: 0 E: 0 K: 2 S: 7	H: 0 LOB: 0 BB: 0 P: 8	R: 2 E: 0 K: 1 S: 20	H: 4 LOB: 3 BB: 1 P: 29	R: 0 E: 0 K: 0 S: 9	H: 0 LOB: 1 BB: 0 P: 11	R: 0 E: 1 K: 1 S: 6	H: 0 LOB: 0 BB: 0 P: 10	R: 0 E: 1 K: 1 S: 10	H: 0 LOB: 0 BB: 0 P: 15	R: 0 E: 0 K: 1 S: 7	H: 0 LOB: 1 BB: 0 P: 12	1B: 5 2B: 1 3B: 0 HR: 1	SF: 0 SAC: 0 DP: 1 HBP: 1	WP: 0 PB: 0 SB: 0 CS: 0	PA: 37			
PITCHER	IP	WLS	BF	H	R	ER	SO	BB	IBB	HBP	BLK	WP	HR	S	P	ERA	WHIP								
47 Ricky Nolasco, R ERA: 5.27	6.0	W	27	7	3	3	7	0	1	0	0	0	1	76	102	4.50	1.167								
44 Brian Sanches, R ERA: 1.37	1.0		3	0	0	0	1	0	0	0	0	0	0	6	10	0.00	0.000								
37 Renyel Pinto, L ERA: 3.12	1.0		3	0	0	0	1	0	0	0	0	0	0	10	15	0.00	0.000								
22 Matt Lindstrom, R ERA: 5.14	1.0		4	0	0	0	1	0	0	1	0	0	0	7	12	0.00	0.000								
Batter	1	2	3	4	5	6	7	8	9	AB	R	H	RBI	BB	SO	LOB	BOTTOM								
8 Chris Coghlan, L OBP: 0.376, SLG: 0.448										5	2	2	1	0	1	1									
24 Cameron Maybin, R OBP: 0.303, SLG: 0.341									3	0	2	1	1	0	1										
18 Wes Helms, R OBP: 0.327, SLG: 0.394									1	0	0	0	0	0	2										
20 Nick Johnson, L OBP: 0.422, SLG: 0.409										2	1	1	1	2	0	1									
44 Brian Sanches, R ERA: 1.37										0	0	0	0	0	0	0									
37 Renyel Pinto, L ERA: 3.12										0	0	0	0	0	0	0									
59 Brett Hayes, R OBP: 0.333, SLG: 0.200										1	0	0	0	0	0	0									
22 Matt Lindstrom, R ERA: 5.14										0	0	0	0	0	0	0									
3 Jorge Cantu, R OBP: 0.340, SLG: 0.431										5	0	1	1	0	0	5									
21 John Baker, L OBP: 0.350, SLG: 0.433										4	1	2	0	1	1	2									
6 Dan Uggla, R OBP: 0.357, SLG: 0.456										4	0	0	0	1	2	3									
25 Brett Carroll, R OBP: 0.330, SLG: 0.465										4	2	2	1	0	0	2									
13 Andy González, R OBP: 0.190, SLG: 0.300										2	0	0	0	0	1	1									
2 Hanley Ramirez, R OBP: 0.418, SLG: 0.556										1	0	1	1	0	0	0									
1 Emilio Bonifacio, S OBP: 0.353, SLG: 0.310										0	1	0	0	0	0	0									
47 Ricky Nolasco, R ERA: 5.27										1	0	0	0	1	1	0									
12 Cody Ross, R OBP: 0.326, SLG: 0.465										2	1	2	2	0	0	0									
Inning Stats	R: 0 E: 0 K: 2 S: 15	H: 1 LOB: 2 BB: 1 P: 26	R: 0 E: 0 K: 2 S: 9	H: 0 LOB: 0 BB: 0 P: 12	R: 1 E: 0 K: 0 S: 16	H: 1 LOB: 1 BB: 1 P: 28	R: 0 E: 0 K: 0 S: 8	H: 0 LOB: 1 BB: 0 P: 15	R: 0 E: 0 K: 1 S: 12	H: 0 LOB: 2 BB: 2 P: 23	R: 6 E: 1 K: 1 S: 27	H: 7 LOB: 2 BB: 1 P: 47	R: 1 E: 0 K: 0 S: 12	H: 3 LOB: 1 BB: 0 P: 20	R: 0 E: 0 K: 0 S: 8	H: 1 LOB: 2 BB: 0 P: 14	1B: 6 2B: 7 3B: 0 HR: 0	SF: 0 SAC: 1 DP: 1 HBP: 1	WP: 2 PB: 0 SB: 0 CS: 0	PA: 43					
PITCHER	IP	WLS	BF	H	R	ER	SO	BB	IBB	HBP	BLK	WP	HR	S	P	ERA	WHIP								
48 Tommy Hanson, R ERA: 3.07	5.0		22	2	1	1	5	4	0	1	0	0	0	60	104	1.80	1.200								
54 Kris Medlen, R ERA: 4.68	0.1	L	5	3	4	2	1	1	0	0	0	1	0	11	23	54.00	12.000								
34 Eric O'Flaherty, L ERA: 3.28	0.2		6	4	2	0	0	0	0	0	0	0	0	16	24	0.00	6.000								
38 Buddy Carlyle, R ERA: 8.86	1.0		5	3	1	1	0	0	0	0	0	0	0	12	20	9.00	3.000								
50 Jairo Asencio, R ERA: 3.38	1.0		5	1	0	0	0	1	0	0	0	0	0	8	14	0.00	2.000								

Batter	1	2	3	4	5	6	7	8	9	AB	R	H	RBI	BB	SO	LOB	TOP										
6 Drew Stubbs, R OBP: 0.295, SLG: 0.453	G5-3		G6-4-3 1B		F9		K		L7	5	0	1	0	0	1	1											
7 Paul Janish, R OBP: 0.304, SLG: 0.309	G6-3		G6-4-3			K		F7		4	0	0	0	0	1	1											
19 Joey Votto, L OBP: 0.394, SLG: 0.531	F7			G4-3		BB		BB		2	1	0	0	2	0	0											
4 Brandon Phillips, R OBP: 0.333, SLG: 0.464		G5-3		BB		BB		BB		3	1	2	1	1	0	0											
27 Scott Rolen, R OBP: 0.370, SLG: 0.460	G5-3			K		BB		E5		4	0	1	1	0	1	3											
31 Jonny Gomes, R OBP: 0.357, SLG: 0.566				G5-3		BB		K		4	1	2	1	0	1	4											
53 Arthur Rhodes, L										0	0	0	0	0	0	0											
48 Francisco Cordero, R										0	0	0	0	0	0	0											
25 Wladimir Balentien, R OBP: 0.300, SLG: 0.389						G5-3		P4		4	0	2	0	0	0	5											
37 Corky Miller, R OBP: 0.286, SLG: 0.230	G4-3									3	0	0	0	0	1	1											
61 Bronson Arroyo, R OBP: 0.118, SLG: 0.176										3	0	0	0	0	2	1											
16 Darrell McDonald, R OBP: 0.302, SLG: 0.352				K		P4		F7		1	0	0	0	0	0	0											
Inning Stats	R: 0 E: 0 K: 0 S: 8	H: 0 LOB: 0 BB: 0 P: 14	R: 1 E: 0 K: 0 S: 15	H: 2 LOB: 1 BB: 0 P: 20	R: 0 E: 0 K: 1 S: 6	H: 1 LOB: 0 BB: 0 P: 7	R: 0 E: 0 K: 1 S: 6	H: 0 LOB: 1 BB: 1 P: 13	R: 0 E: 0 K: 0 S: 8	H: 1 LOB: 1 BB: 0 P: 11	R: 2 E: 0 K: 1 S: 11	H: 3 LOB: 1 BB: 1 P: 20	R: 0 E: 0 K: 2 S: 10	H: 0 LOB: 0 BB: 0 P: 12	R: 0 E: 1 K: 1 S: 9	H: 1 LOB: 3 BB: 1 P: 17	R: 0 E: 0 K: 1 S: 14	H: 0 LOB: 0 BB: 0 P: 17	1B: 4 2B: 2 3B: 1 HR: 1	SF: 0 SAC: 1 DP: 2 HBP: 0	WP: 0 PB: 0 SB: 1 CS: 0	PA: 37					
PITCHER	IP	WLS	BF	H	R	ER	SO	BB	IBB	HBP	BLK	WP	HR	S	P	ERA	WHIP										
32 Derek Lowe, R ERA: 4.38	7.0	L	28	7	3	3	5	2	0	0	0	0	1	64	97	3.86	1.286										
58 Peter Moylan, R ERA: 3.0	1.0		6	1	0	0	1	1	0	0	0	0	0	9	17	0.00	2.000										
11 Kenshin Kawakami, R ERA: 3.95	1.0		3	0	0	0	1	0	0	0	0	0	0	14	17	0.00	0.000										

Cincinnati Reds @ Atlanta Braves
Turner Field, Atlanta, GA
Fri Sep 04 2009, 7:30 PM EDT
Att: 24,219 - Clear - 80 F

AB	33
R	3
H	8
RBI	3
BB	3
SO	7
LOB	16

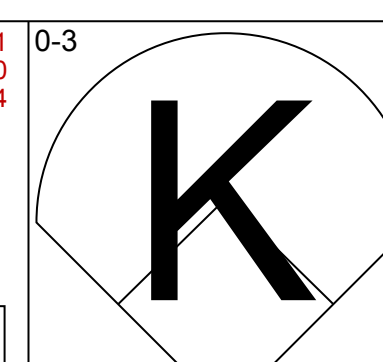
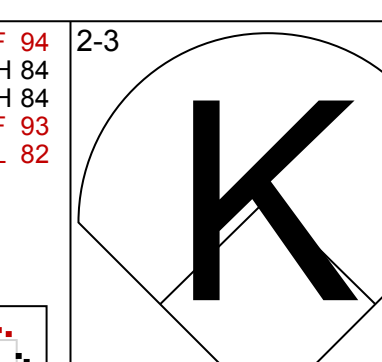
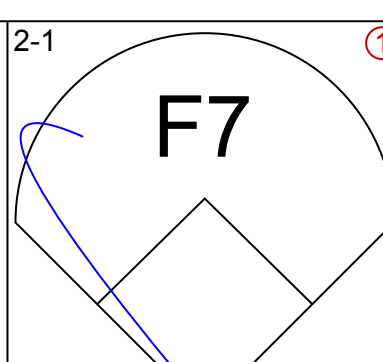
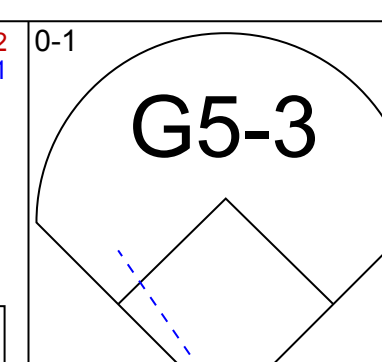
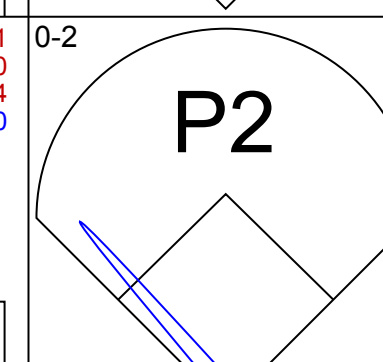
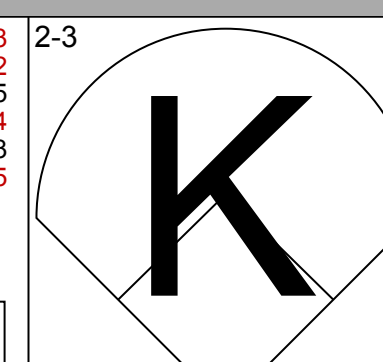
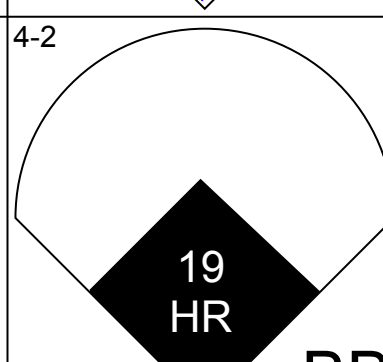
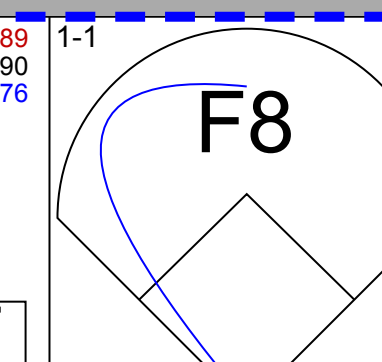
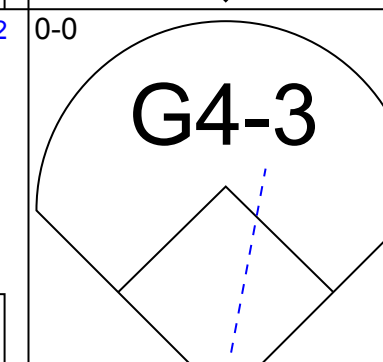
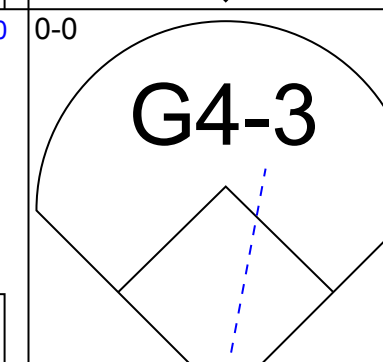
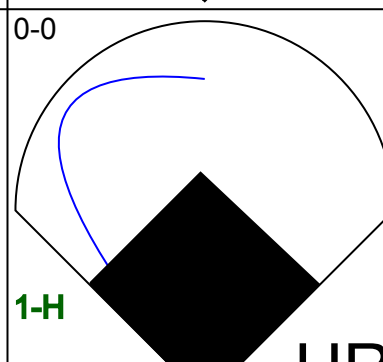
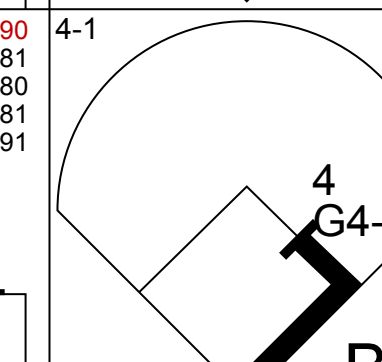
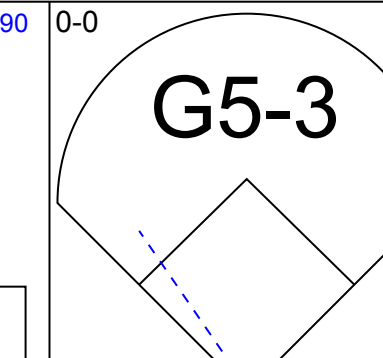
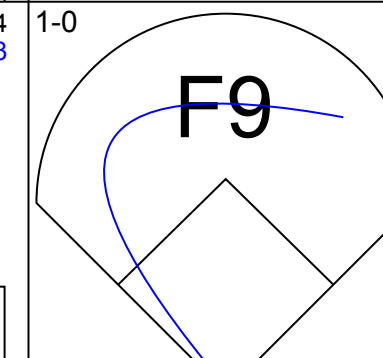
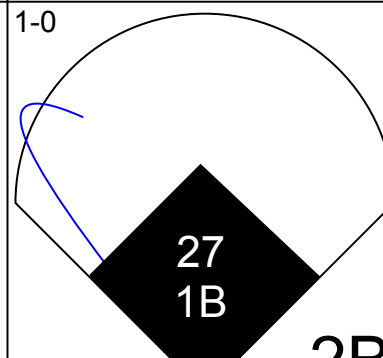
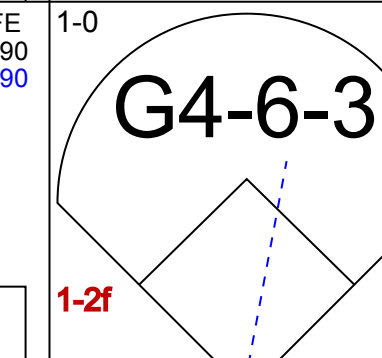
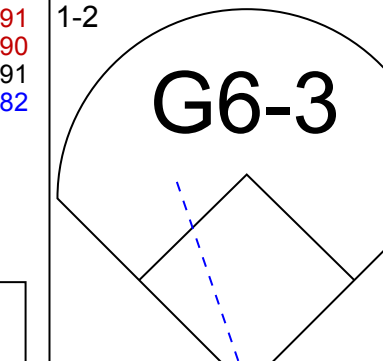
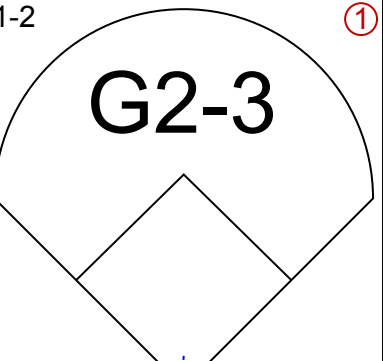
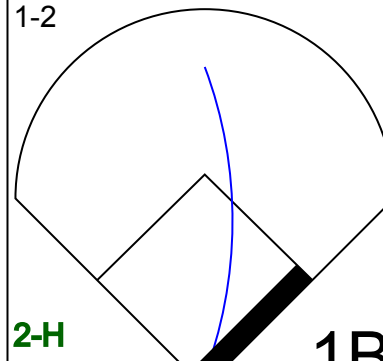
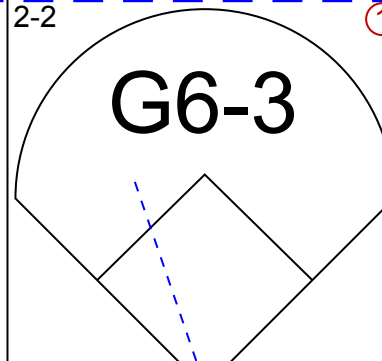
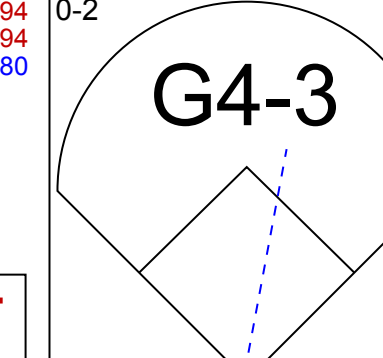
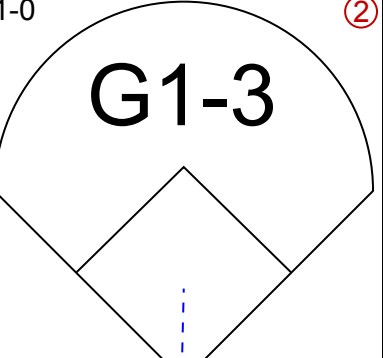
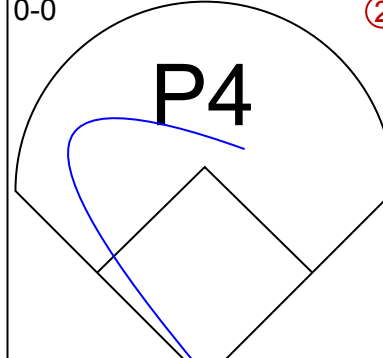
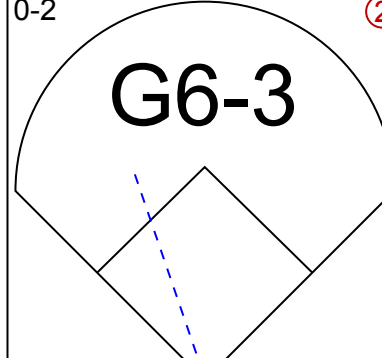
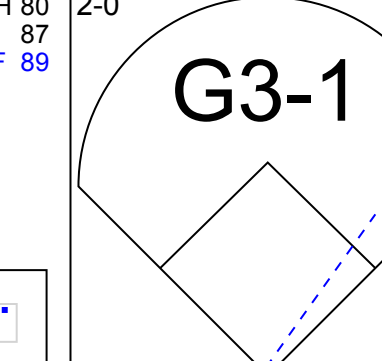
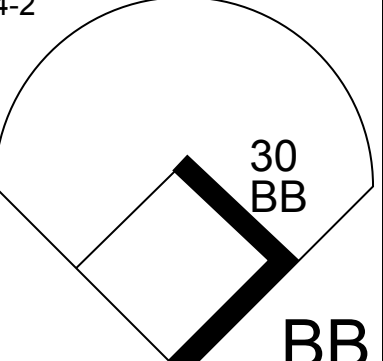
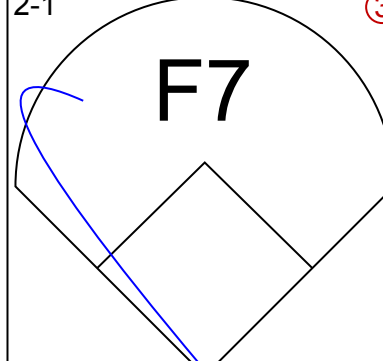
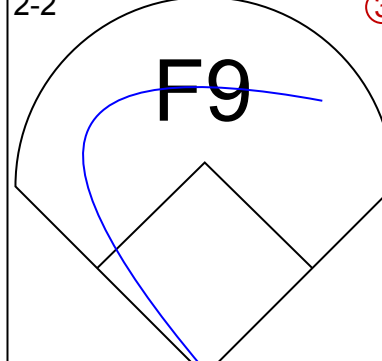
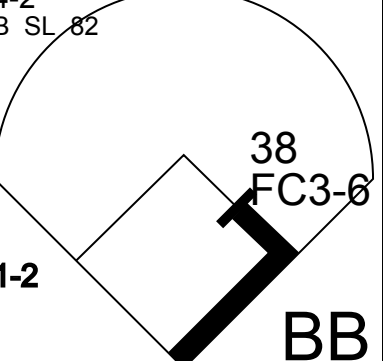
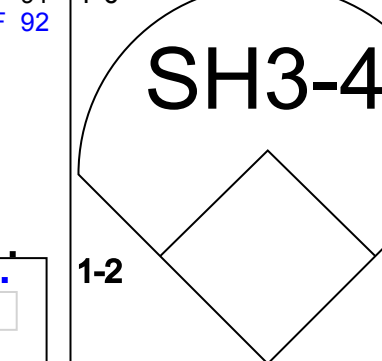
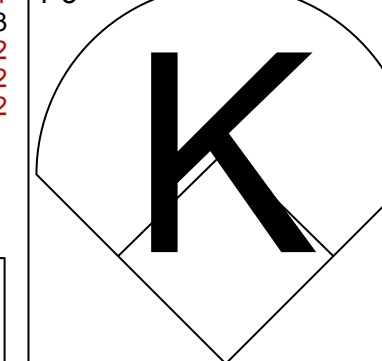
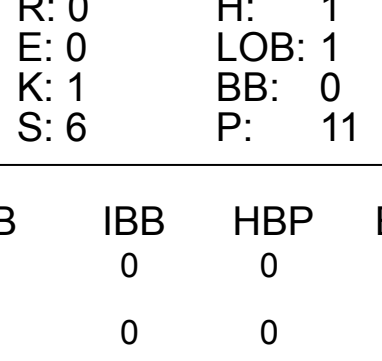
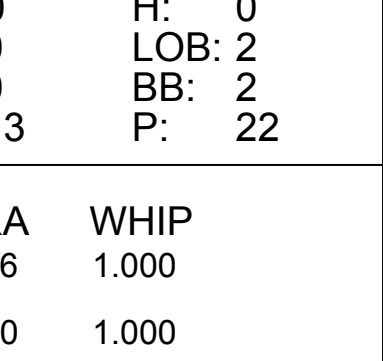



Batter	1	2	3	4	5	6	7	8	9	AB	R	H	RBI	BB	SO	LOB	BOTTOM										
23 Matt Diaz, R OBP: 0.399, SLG: 0.508	G5-2-3 1B		F9							3	0	2	0	1	0	0											
14 Martin Prado, R OBP: 0.351, SLG: 0.448	G5-2-3 1B		G5-3		F9					4	0	1	0	0	0	3											
10 Chipper Jones, S OBP: 0.397, SLG: 0.450	G5-2-3 BB		G4-3		G1-3					3	0	0	0	1	0	1											
16 Brian McCann, L OBP: 0.345, SLG: 0.495	G5-2-3			F9		L5		P4		4	0	0	0	0	3												
22 Adam LaRoche, L OBP: 0.351, SLG: 0.481	F7		E3		G4-3			B1-3		4	0	0	0	0	2												
19 Yunel Escobar, R OBP: 0.374, SLG: 0.454					G1-3					1	0	0	0	1	0	1											
24 Nate McLouth, L OBP: 0.349, SLG: 0.449										1	1	1	1	1	0	0											
25 Ryan Church, L OBP: 0.345, SLG: 0.397										4	0	1	0	0	0	2											
4 Omar Infante, R OBP: 0.369, SLG: 0.392										4	0	0	0	0	2	3											
32 Derek Lowe, R OBP: 0.265, SLG: 0.200										2	0	1	0	0	1	1											
2 Kelly Johnson, L OBP: 0.255, SLG: 0.351										1	0	0	0	0	1	0											
58 Peter Moylan, R										0	0	0	0	0	0	0											
11 Kenshin Kawakami, R OBP: 0.167, SLG: 0.103										0	0	0	0	0	0	0											
Inning Stats	R: 0 E: 0 K: 0 S: 8	H: 2 LOB: 2 BB: 1 P: 14	R: 0 E: 0 K: 2 S: 10	H: 0 LOB: 1 BB: 1 P: 16	R: 0 E: 0 K: 0 S: 7	H: 0 LOB: 0 BB: 0 P: 10	R: 0 E: 1 K: 0 S: 11	H: 1 LOB: 2 BB: 0 P: 14	R: 0 E: 0 K: 0 S: 9	H: 2 LOB: 1 BB: 0 P: 13	R: 1 E: 0 K: 0 S: 8	H: 1 LOB: 0 BB: 0 P: 13	R: 0 E: 0 K: 2 S: 11	H: 0 LOB: 1 BB: 1 P: 19	R: 0 E: 0 K: 0 S: 5	H: 0 LOB: 0 BB: 0 P: 6	R: 0 E: 0 K: 0 S: 8	H: 0 LOB: 0 BB: 1 P: 14	1B: 5 2B: 0 3B: 0 HR: 1	SF: 0 SAC: 0 DP: 2 HBP: 0	WP: 0 PB: 1 SB: 0 CS: 0	PA: 35					
PITCHER	IP	WLS	BF	H	R	ER	SO	BB	IBB	HBP	BLK	WP	HR	S	P	ERA	WHIP										
61 Bronson Arroyo, R ERA: 4.23	7.0		29	6	1	1	4	3	0	0	0	0	1	64	99	1.29	1.286										
53 Arthur Rhodes, L ERA: 2.49	1.0	H	3	0	0	0	0	0	0	0	0	0	0	5	6	0.00	0.000										
48 Francisco Cordero, R ERA: 2.24	1.0	S	3	0	0	0	0	1	0	0	0	0	0	8	14	0.00	1.000										

Cincinnati Reds @ Atlanta Braves
Turner Field, Atlanta, GA
Fri Sep 04 2009, 7:30 PM EDT
Att: 24,219 - Clear - 80 F

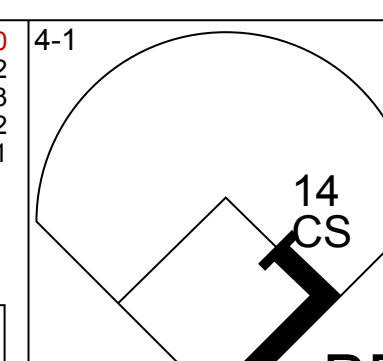
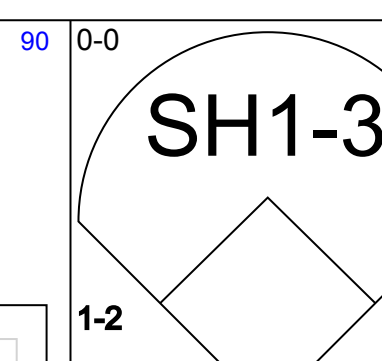
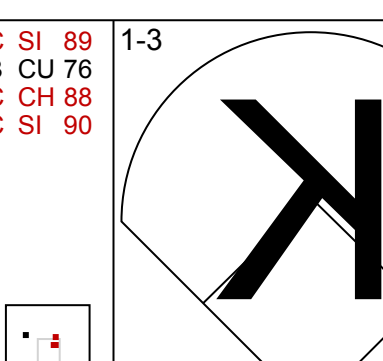
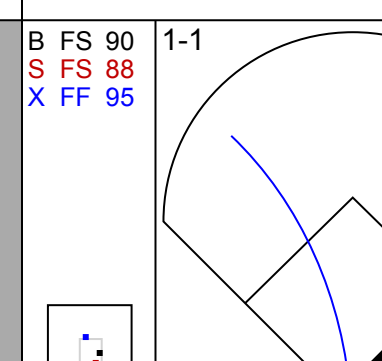
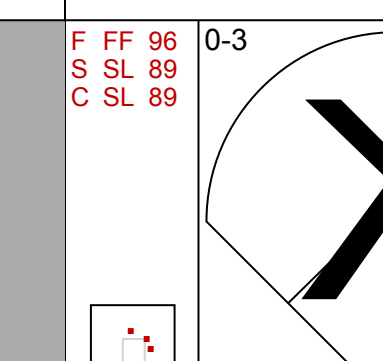
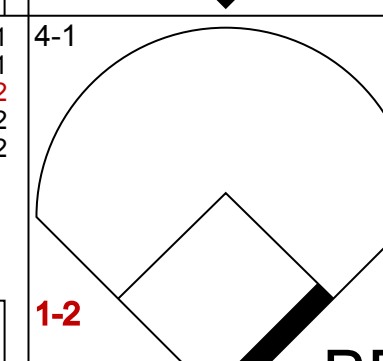
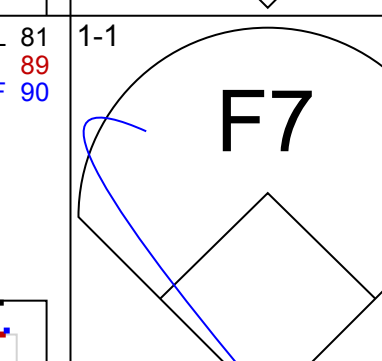
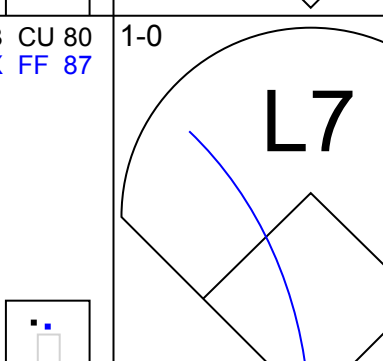
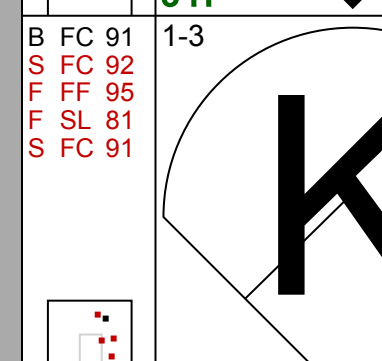
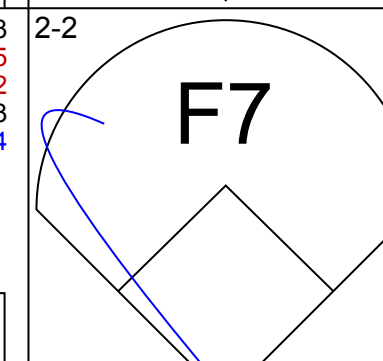
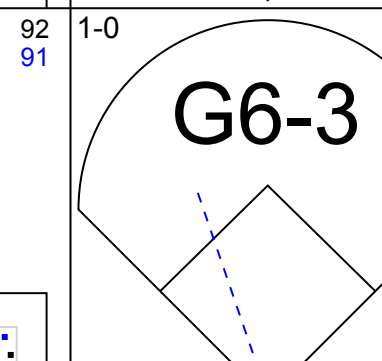

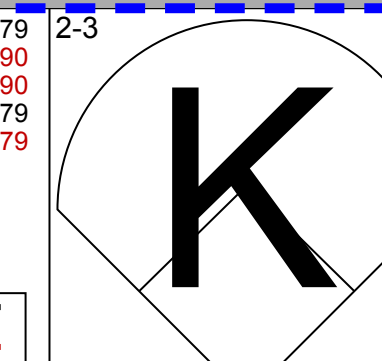
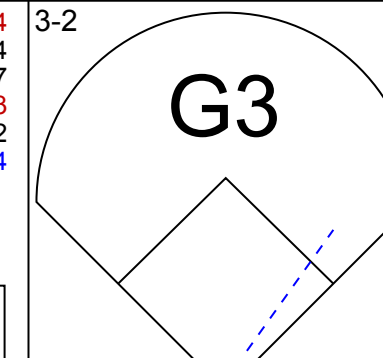
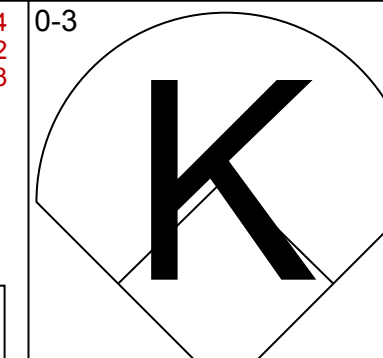
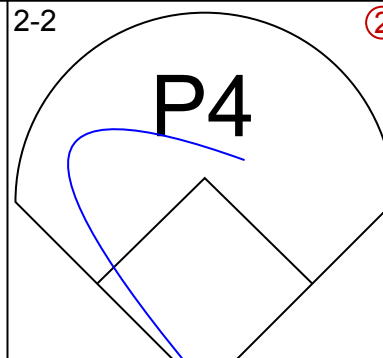
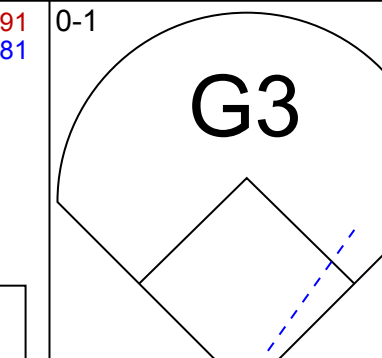
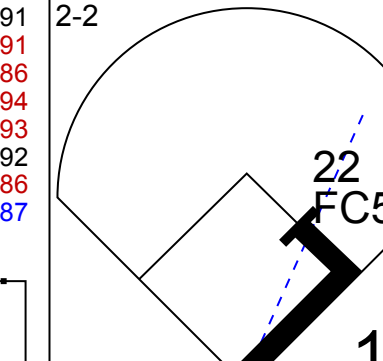
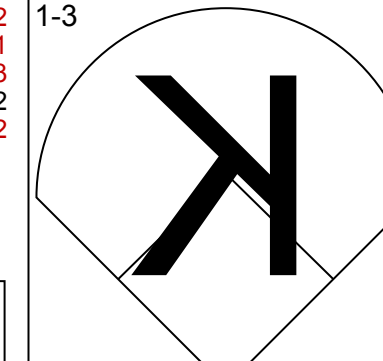
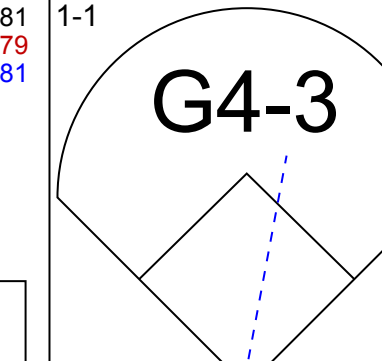
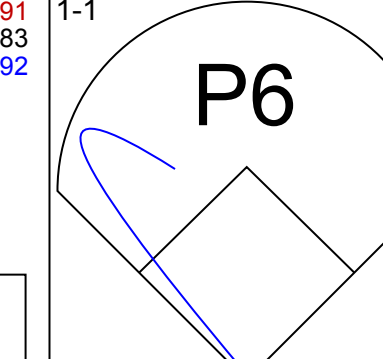
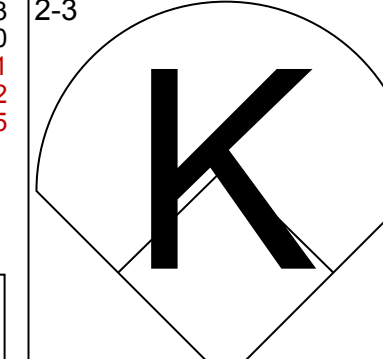
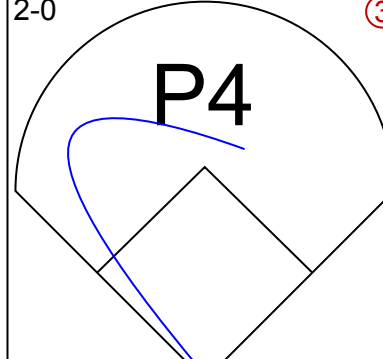
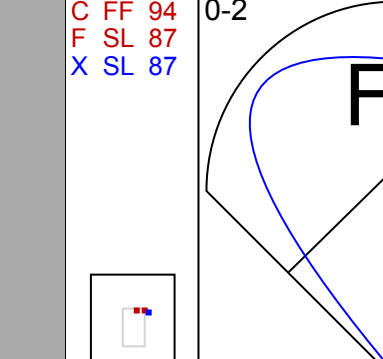
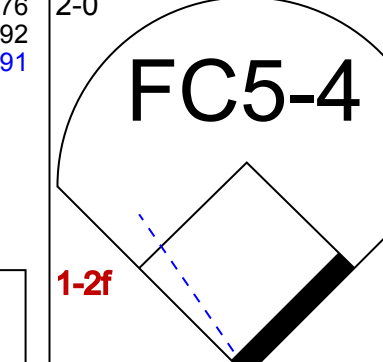
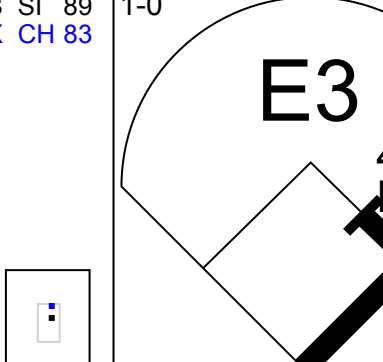
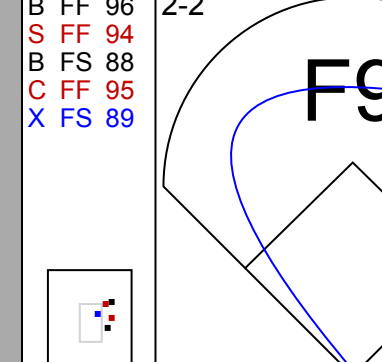
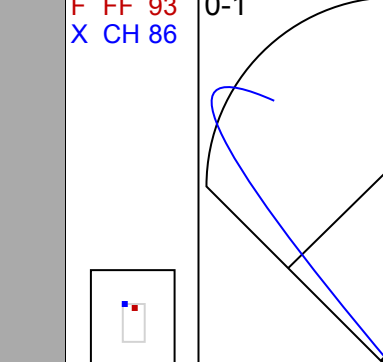
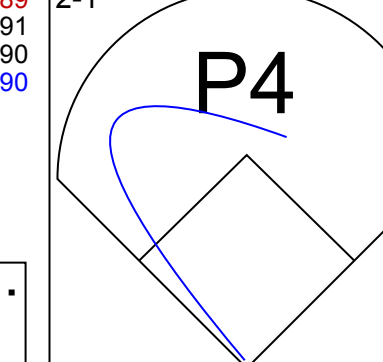
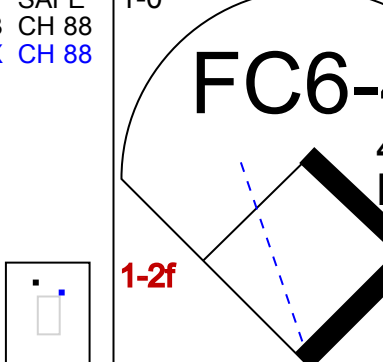
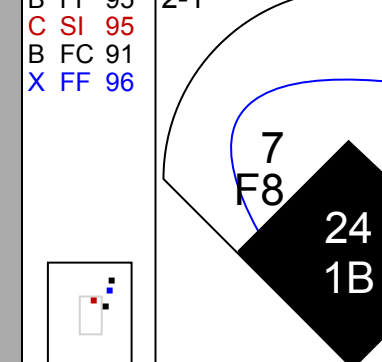
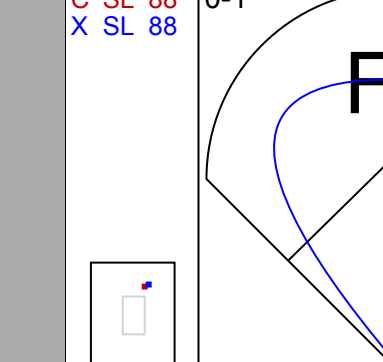
AB	31
R	1
H	6
RBI	1
BB	4
SO	4
LOB	16



Batter	1	2	3	4	5	6	7	8	9	AB	R	H	RBI	BB	SO	LOB	TOP							
6 Drew Stubbs, R OBP: 0.280, SLG: 0.430										4	0	0	0	0	2	1	Cincinnati Reds @ Atlanta Braves Turner Field, Atlanta, GA Sat Sep 05 2009, 7:00 PM EDT Att: 29,078 - Cloudy - 79 F							
7 Paul Janish, R OBP: 0.303, SLG: 0.304										3	1	0	0	1	1	0								
19 Joey Votto, L OBP: 0.395, SLG: 0.538										3	1	1	2	1	0	0								
4 Brandon Phillips, R OBP: 0.333, SLG: 0.464										4	1	1	0	0	0	1								
27 Scott Rolen, R OBP: 0.369, SLG: 0.458										4	0	1	1	0	0	0								
25 Vladimir Balentien, R OBP: 0.301, SLG: 0.382										4	0	0	0	0	0	1								
15 Drew Sutton, S OBP: 0.259, SLG: 0.205										2	0	0	0	1	0	1								
16 Darnell McDonald, R OBP: 0.297, SLG: 0.356										1	0	0	0	0	0	0								
30 Craig Tatum, R OBP: 0.266, SLG: 0.232										2	0	1	0	1	0	0								
38 Kip Wells, R OBP: 0.143, SLG: 0.143										1	0	0	0	0	0	2								
60 Kevin Barker, L OBP: 0.368, SLG: 0.444										1	0	0	0	0	0	0								
40 Nick Masset, R OBP: 0.297, SLG: 0.356										0	0	0	0	0	0	0								
53 Arthur Rhodes, L OBP: 0.297, SLG: 0.356										0	0	0	0	0	0	0								
48 Francisco Cordero, R OBP: 0.297, SLG: 0.356										0	0	0	0	0	0	0								
Inning Stats	R: 0 E: 0 K: 1 S: 8	H: 0 LOB: 0 BB: 0 P: 8	R: 0 E: 0 K: 0 S: 7	H: 0 LOB: 0 BB: 0 P: 8	R: 0 E: 0 K: 1 S: 6	H: 1 LOB: 1 BB: 0 P: 11	R: 0 E: 0 K: 1 S: 6	H: 0 LOB: 0 BB: 0 P: 9	R: 0 E: 0 K: 0 S: 13	H: 0 LOB: 2 BB: 2 P: 22	R: 3 E: 0 K: 0 S: 13	H: 3 LOB: 1 BB: 1 P: 23	R: 0 E: 0 K: 1 S: 8	H: 0 LOB: 0 BB: 0 P: 10	R: 0 E: 0 K: 0 S: 4	H: 0 LOB: 0 BB: 1 P: 13	R: 0 E: 0 K: 0 S: 9	H: 0 LOB: 0 BB: 0 P: 13	1B: 2 2B: 1 3B: 0 HR: 1	SF: 0 SAC: 1 DP: 1 HBP: 0	WP: 0 PB: 0 SB: 0 CS: 0	PA: 34		
PITCHER	IP WLS BF H R ER SO BB IBB HBP BLK WP HR S P ERA WHIP	7.0 L 28 4 3 3 4 3 0 0 0 0 1 61 91 3.86 1.000	1.0 3 0 0 0 0 1 0 0 0 0 0 0 4 10 0.00 1.000	1.0 3 0 0 0 0 0 0 0 0 0 0 0 9 13 0.00 0.000																				

AB	29
R	3
H	4
RBI	3
BB	4
SO	4
LOB	6



Batter	1	2	3	4	5	6	7	8	9	AB	R	H	RBI	BB	SO	LOB	BOTTOM						
24 Nate McLouth, L OBP: 0.350, SLG: 0.449										3	0	1	1	1	2	4	Cincinnati Reds @ Atlanta Braves Turner Field, Atlanta, GA Sat Sep 05 2009, 7:00 PM EDT Att: 29,078 - Cloudy - 79 F						
14 Martin Prado, R OBP: 0.350, SLG: 0.444										3	0	0	0	1	1	4							
10 Chipper Jones, S OBP: 0.394, SLG: 0.446										4	0	0	0	0	1	2							
16 Brian McCann, L OBP: 0.342, SLG: 0.490										4	0	0	0	0	1	1							
18 Garret Anderson, L OBP: 0.321, SLG: 0.431										3	0	1	0	0	1	0							
Rafael Soriano, R ERA: 2.47										0	0	0	0	0	0	0							
23 Matt Diaz, R OBP: 0.395, SLG: 0.502										4	0	0	0	0	1	2							
22 Adam LaRoche, L OBP: 0.350, SLG: 0.481										4	0	1	0	0	0	1							
4 Omar Infante, R OBP: 0.366, SLG: 0.395										4	1	1	0	0	0	3							
49 Jair Jurrjens, R ERA: 4.85										0	0	0	0	2	0	0							
7 Brooks Conrad, S OBP: 0.277, SLG: 0.148										1	0	0	0	0	0	1							
51 Michael Gonzalez, R ERA: 2.39										0	0	0	0	0	0	0							
30 Reid Gorecki, R OBP: 0.296, SLG: 0.209										0	0	0	0	0	0	0							
20 Greg Norton, S OBP: 0.300, SLG: 0.174										0	0	0	0	1	0	0							
2 Kelly Johnson, L OBP: 0.258, SLG: 0.231										0	0	0	0	0	0	0							
Inning Stats	R: 0 E: 0 K: 0 S: 8	H: 0 LOB: 1 BB: 2 P: 21	R: 0 E: 0 K: 0 S: 11	H: 1 LOB: 1 BB: 0 P: 18	R: 0 E: 0 K: 0 S: 6	H: 0 LOB: 1 BB: 1 P: 12	R: 0 E: 0 K: 3 S: 10	H: 0 LOB: 0 BB: 0 P: 13	R: 0 E: 0 K: 0 S: 6	H: 0 LOB: 2 BB: 1 P: 14	R: 0 E: 0 K: 0 S: 10	H: 0 LOB: 1 BB: 0 P: 19	R: 1 E: 0 K: 1 S: 13	H: 2 LOB: 1 BB: 0 P: 21	R: 0 E: 0 K: 1 S: 7	H: 0 LOB: 0 BB: 0 P: 10	R: 0 E: 0 K: 1 S: 13	H: 1 LOB: 2 BB: 1 P: 17	1B: 2 2B: 2 3B: 0 HR: 0	SF: 0 SAC: 1 DP: 0 HBP: 1	WP: 0 PB: 0 SB: 0 CS: 1	PA: 37	
PITCHER	IP WLS BF H R ER SO BB IBB HBP BLK WP HR S P ERA WHIP	6.0 W 24 2 1 1 1 4 0 0 0 0 0 0 13 21 9.00 2.000	1.0 H 5 2 1 1 1 0 0 0 0 0 0 0 7 10 0.00 0.000	1.0 S 5 1 0 0 0 1 1 0 0 0 0 0 13 17 0.00 2.000																			

AB	30
R	1
H	4
RBI	1
BB	5
SO	7
LOB	18



Batter	1	2	3	4	5	6	7	8	9	AB	R	H	RBI	BB	SO	LOB	TOP			
24 Nate McLouth, L OBP: 0.391, SLG: 0.452										3	1	1	1	1	1	1				
14 Martin Prado, R OBP: 0.352, SLG: 0.444										3	0	1	0	1	2	2				
10 Chipper Jones, S OBP: 0.373, SLG: 0.443									3	0	0	0	1	2	1					
16 Brian McCann, L OBP: 0.338, SLG: 0.484										4	0	0	0	1	2					
18 Garret Anderson, L OBP: 0.314, SLG: 0.421										4	0	0	0	0	0	2				
30 Reid Gorecki, R OBP: 0.250, SLG: 0.227										0	0	0	0	0	0	0				
19 Yunel Escobar, R OBP: 0.373, SLG: 0.450										3	0	0	0	1	1	0				
22 Adam LaRoche, L OBP: 0.350, SLG: 0.484										4	1	1	1	0	0	1				
25 Ryan Church, L OBP: 0.340, SLG: 0.391										4	0	0	0	0	1	1				
33 Javier Vazquez, R OBP: 0.246, SLG: 0.259										3	0	2	0	0	0	0				
51 Michael Gonzalez, R Rafael Soriano, R										0	0	0	0	0	0	0				
Inning Stats	R: 0 E: 0 K: 2 S: 12	H: 0 LOB: 2 BB: 2 P: 25	R: 1 E: 0 K: 1 S: 15	H: 2 LOB: 2 BB: 1 P: 27	R: 0 E: 0 K: 1 S: 6	H: 0 LOB: 0 BB: 0 P: 8	R: 0 E: 0 K: 0 S: 5	H: 0 LOB: 0 BB: 0 P: 7	R: 1 E: 0 K: 1 S: 10	H: 2 LOB: 0 BB: 0 P: 11	R: 0 E: 0 K: 1 S: 5	H: 1 LOB: 1 BB: 0 P: 10	R: 0 E: 0 K: 1 S: 16	H: 0 LOB: 0 BB: 0 P: 19	R: 0 E: 0 K: 1 S: 6	H: 0 LOB: 1 BB: 1 P: 16	1B: 3 2B: 0 3B: 0 HR: 2	SF: 0 SAC: 0 DP: 0 HBP: 0	WP: 1 PA: 36 PB: 0 SB: 0 CS: 0	
PITCHER	IP: 6.0 WLS: L BF: 24 ERA: 6.34	H: 4 R: 2 ER: 2 SO: 6	BB: 3 IBB: 0 HBP: 0 BLK: 0	WP: 1 HR: 2 S: 53 P: 88	ERA: 3.00 WHIP: 1.167	IP: 1.0 WLS: L BF: 4 ERA: 2.51	H: 1 R: 0 ER: 0 SO: 0	BB: 0 IBB: 0 HBP: 0 BLK: 0	WP: 0 HR: 0 S: 16 P: 19	ERA: 0.00 WHIP: 1.000	IP: 1.0 WLS: L BF: 4 ERA: 4.35	H: 0 R: 0 ER: 0 SO: 1	BB: 1 IBB: 0 HBP: 0 BLK: 0	WP: 0 HR: 0 S: 8 P: 16	ERA: 0.00 WHIP: 1.000					

Atlanta Braves @ Houston Astros
Minute Maid Park, Houston, TX
Tue Sep 08 2009, 7:05 PM CDT
Att: 26,081 - Roof Closed - 73 F

AB 31
R 2
H 5
RBI 2
BB 4
SO 8
LOB 10





Batter	1	2	3	4	5	6	7	8	9	AB	R	H	RBI	BB	SO	LOB	BOTTOM				
21 Michael Bourn, L OBP: 0.370, SLG: 0.405										3	0	0	0	1	2	2					
3 Kazuo Matsui, S OBP: 0.289, SLG: 0.331										3	0	0	0	0	1	0					
17 Lance Berkman, S OBP: 0.397, SLG: 0.484										4	0	1	0	0	1	2					
45 Carlos Lee, R OBP: 0.351, SLG: 0.496										3	0	1	0	1	0	1					
10 Miguel Tejada, R OBP: 0.333, SLG: 0.435										4	1	1	0	0	0	4					
9 Hunter Pence, R OBP: 0.353, SLG: 0.489										4	0	2	1	0	2	1					
27 Geoff Blum, S OBP: 0.324, SLG: 0.379										3	0	1	0	1	0	2					
55 Humberto Quintero, R OBP: 0.284, SLG: 0.371										2	0	0	0	0	1	1					
18 Edwin Maysonet, R OBP: 0.328, SLG: 0.371										0	0	0	0	0	0	0					
41 Chris Coste, R OBP: 0.313, SLG: 0.324										1	0	1	0	0	0	0					
12 Tommy Manzzella, R										0	0	0	0	0	0	0					
52 Felipe Paulino, R 4 Jason Michaels, R 46 Tim Lincecum, L 2 Darin Erstad, L 26 Doug Brocail, L 47 Jeff Fulchino, R 8 Aaron Boone, R										1	0	0	0	0	1	0					
Inning Stats	R: 0 E: 0 K: 2 S: 7	H: 0 LOB: 0 BB: 0 P: 10	R: 0 E: 0 K: 1 S: 11	H: 1 LOB: 1 BB: 0 P: 15	R: 0 E: 0 K: 2 S: 7	H: 0 LOB: 0 BB: 0 P: 8	R: 0 E: 0 K: 0 S: 5	H: 0 LOB: 0 BB: 0 P: 9	R: 0 E: 0 K: 1 S: 11	H: 1 LOB: 1 BB: 0 P: 15	R: 0 E: 0 K: 1 S: 15	H: 0 LOB: 3 BB: 3 P: 31	R: 0 E: 0 K: 2 S: 13	H: 1 LOB: 2 BB: 1 P: 22	R: 0 E: 0 K: 0 S: 7	H: 1 LOB: 0 BB: 0 P: 10	R: 1 E: 0 K: 0 S: 12	H: 3 LOB: 1 BB: 0 P: 17	1B: 6 2B: 0 3B: 1 HR: 0	SF: 0 SAC: 2 DP: 2 HBP: 0	WP: 0 PA: 36 PB: 0 SB: 0 CS: 0
PITCHER	IP: 7.0 WLS: W BF: 28 ERA: 3.08	H: 7 R: 0 ER: 0 SO: 9	BB: 4 IBB: 0 HBP: 0 BLK: 0	WP: 0 HR: 0 S: 69 P: 110	ERA: 0.00 WHIP: 1.000	IP: 1.0 WLS: H BF: 3 ERA: 2.45	H: 1 R: 0 ER: 0 SO: 0	BB: 0 IBB: 0 HBP: 0 BLK: 0	WP: 0 HR: 0 S: 7 P: 12	ERA: 0.00 WHIP: 1.000	IP: 1.0 WLS: S BF: 5 ERA: 2.53	H: 3 R: 1 ER: 1 SO: 0	BB: 1 IBB: 0 HBP: 0 BLK: 0	WP: 0 HR: 0 S: 17 P: 17	ERA: 9.00 WHIP: 3.000						

Atlanta Braves @ Houston Astros
Minute Maid Park, Houston, TX
Tue Sep 08 2009, 7:05 PM CDT
Att: 26,081 - Roof Closed - 73 F

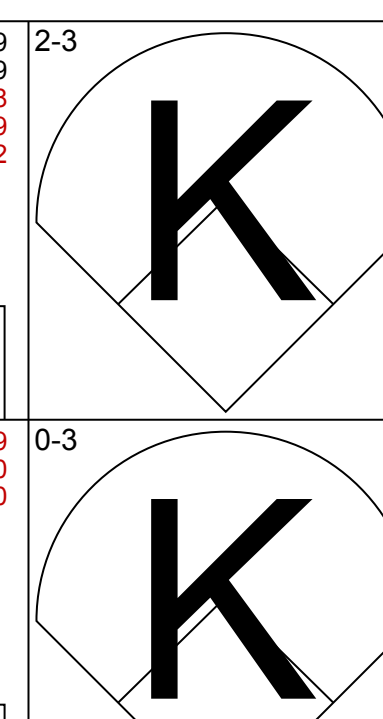
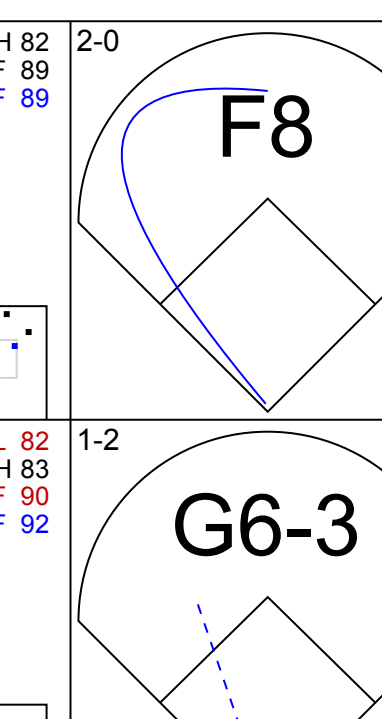
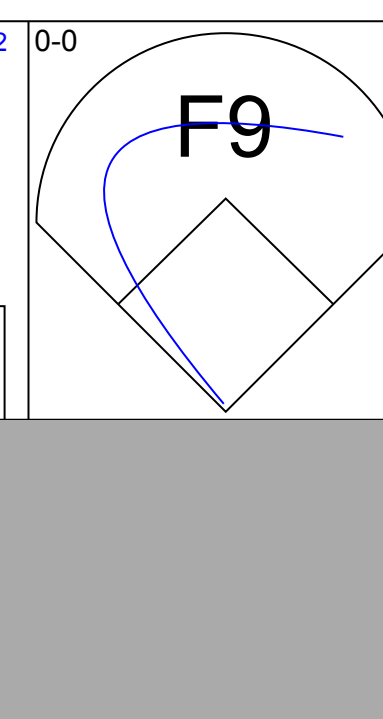
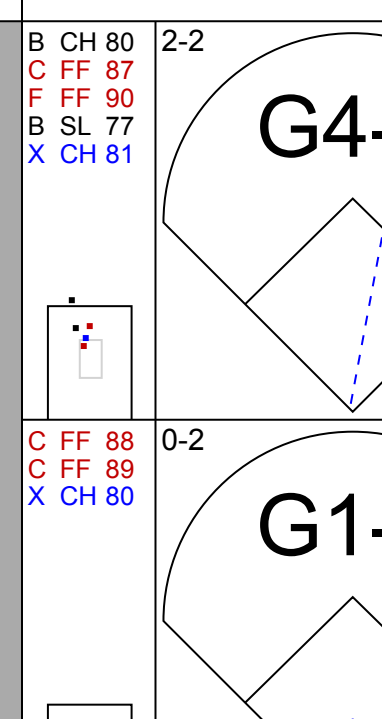
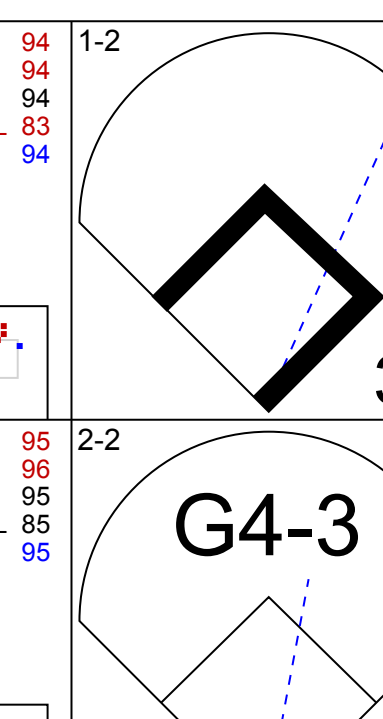
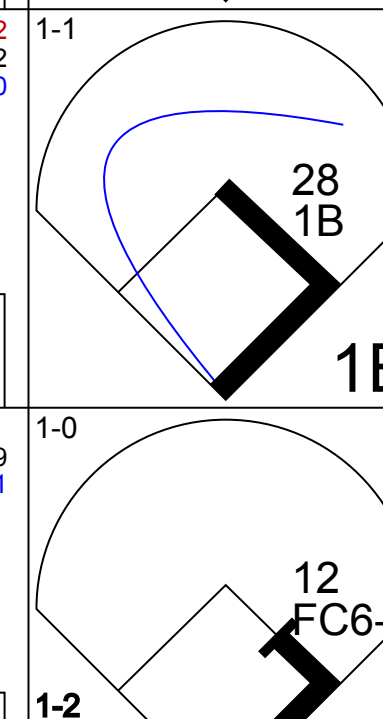
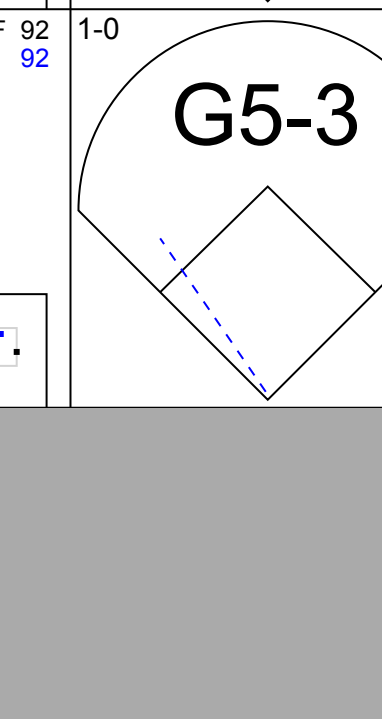
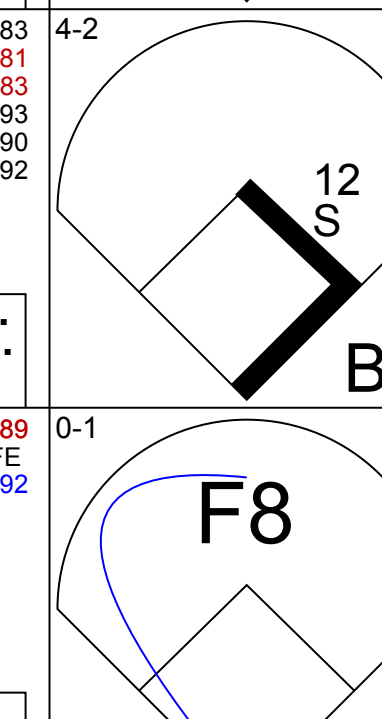
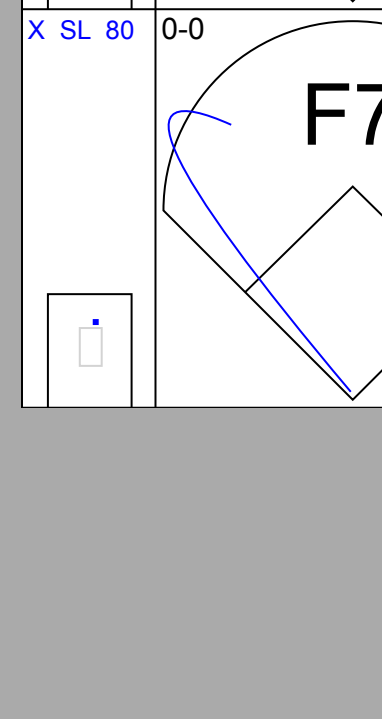

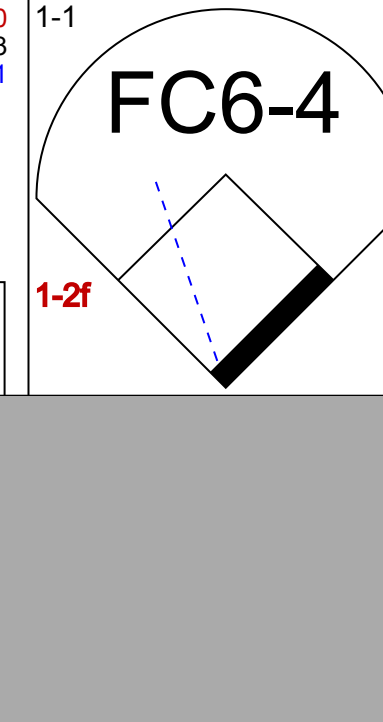

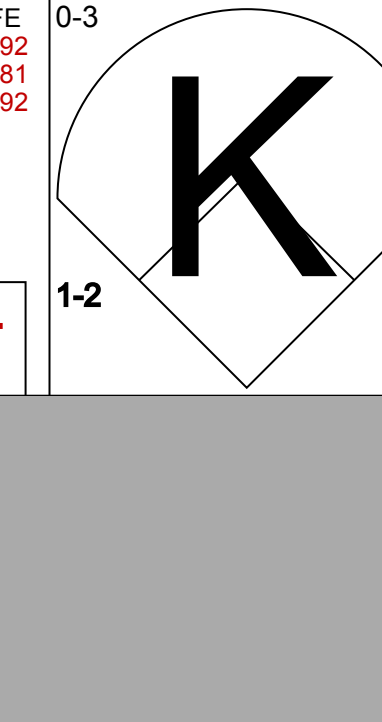


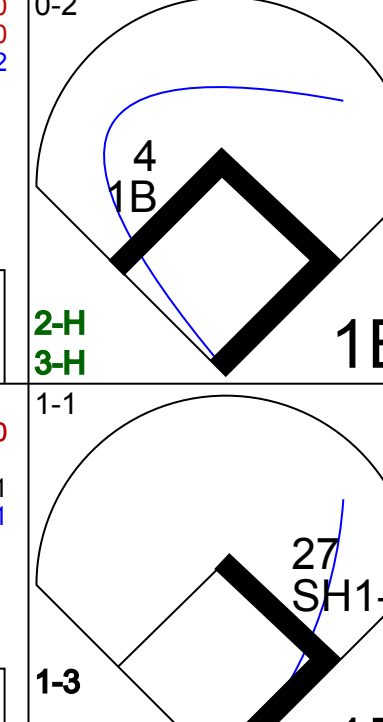

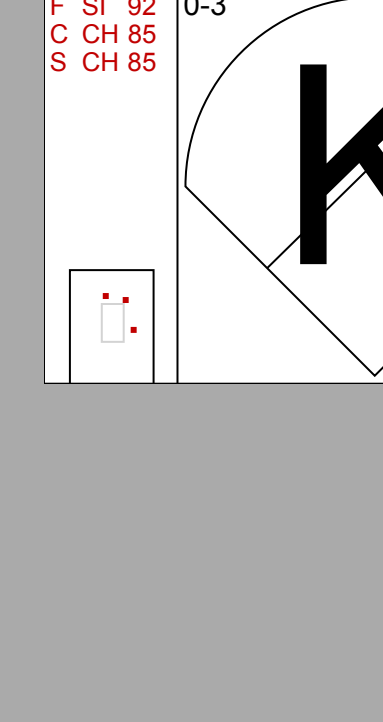
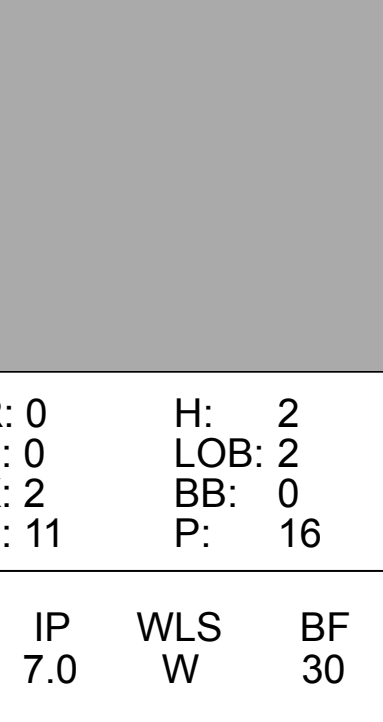
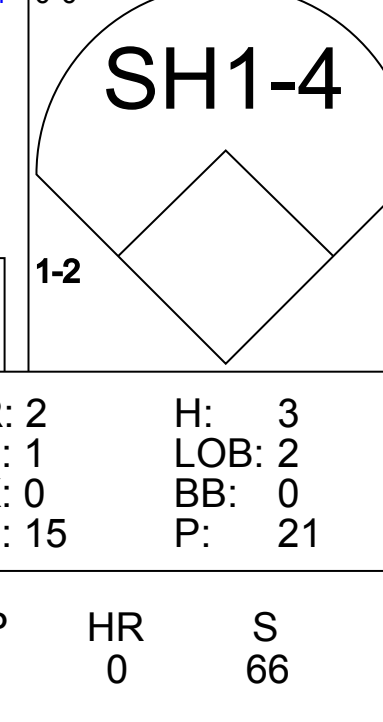

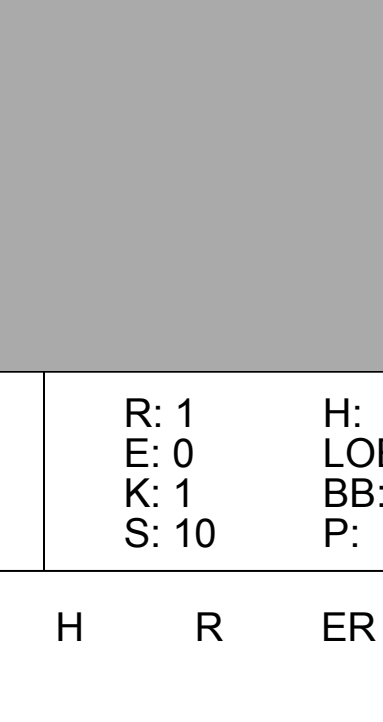
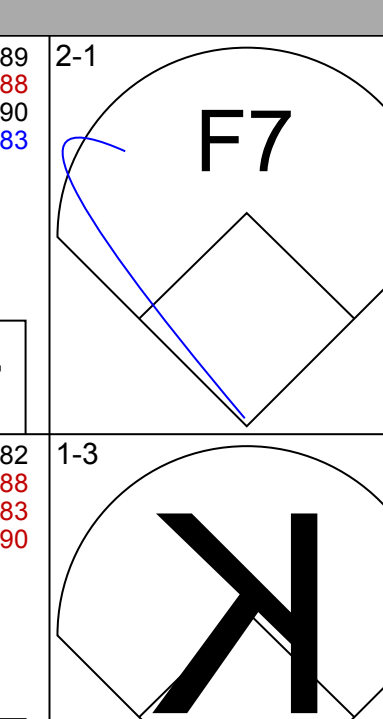
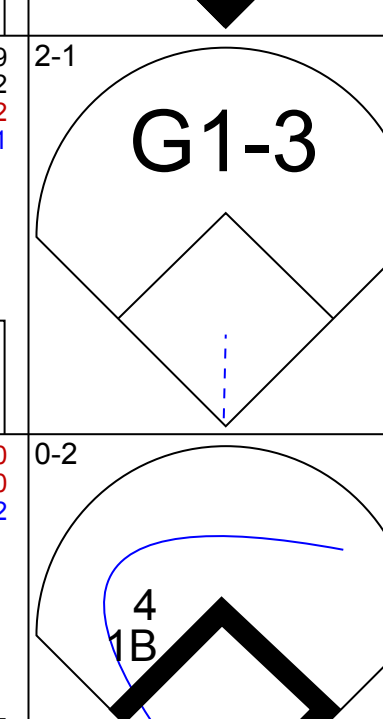
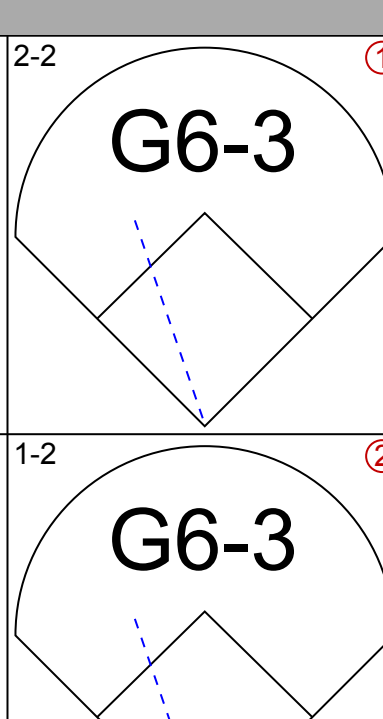
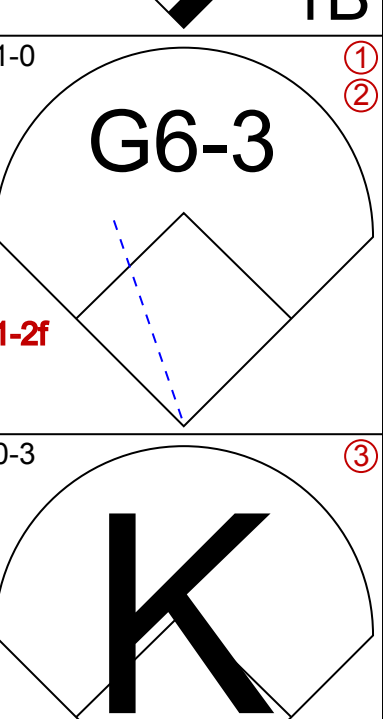
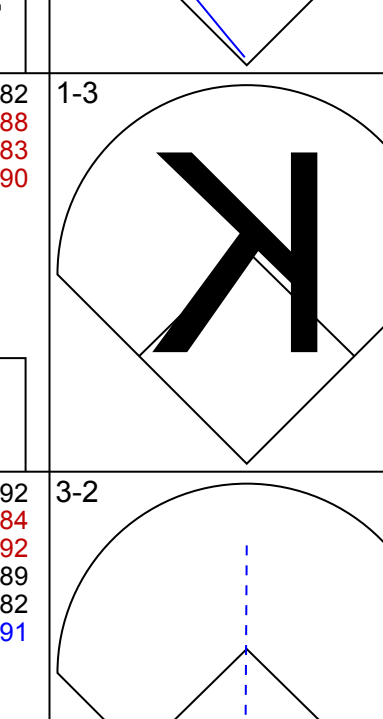
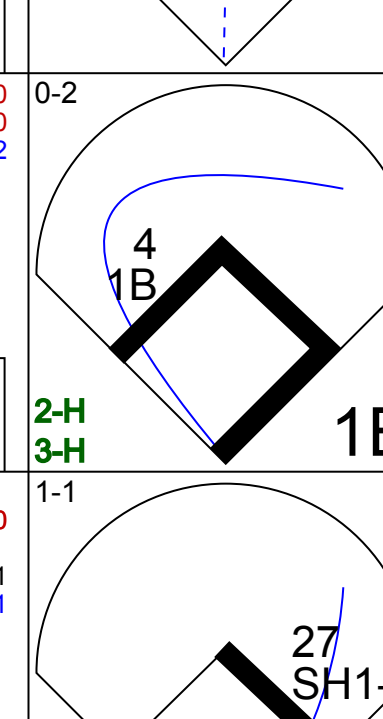
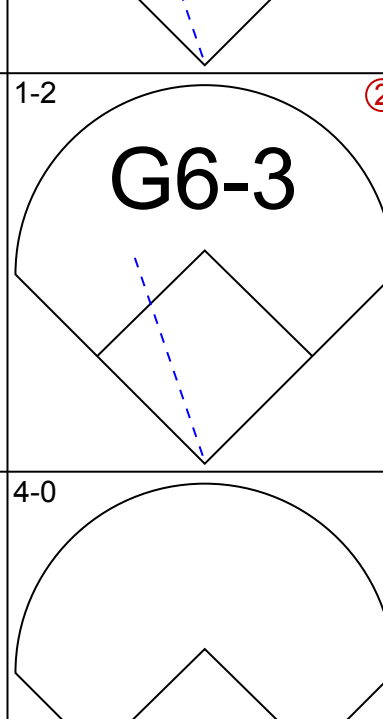
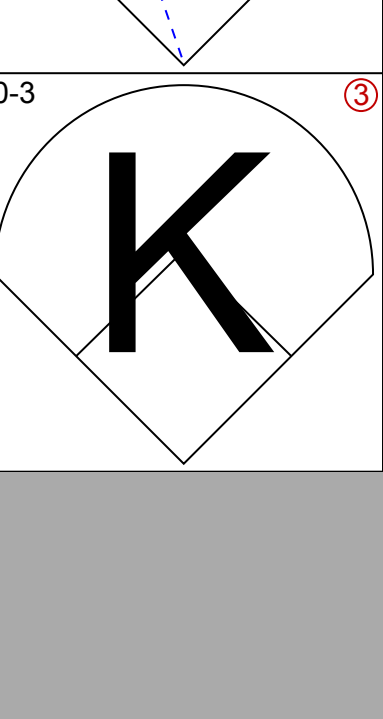
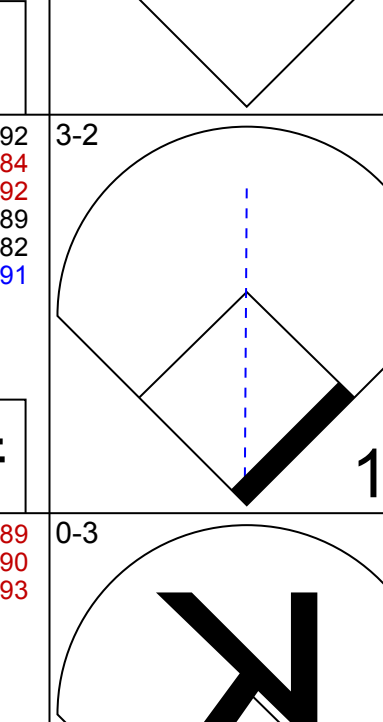
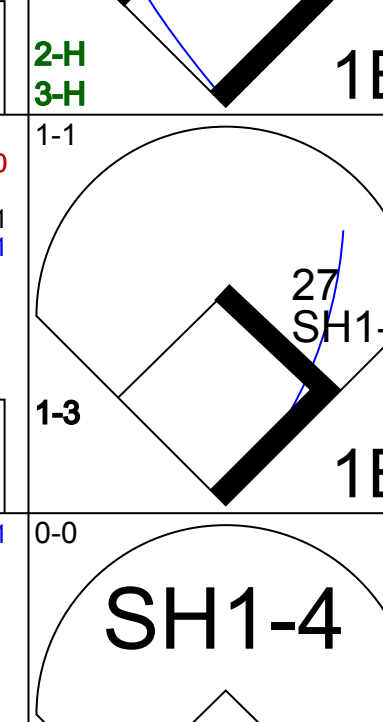
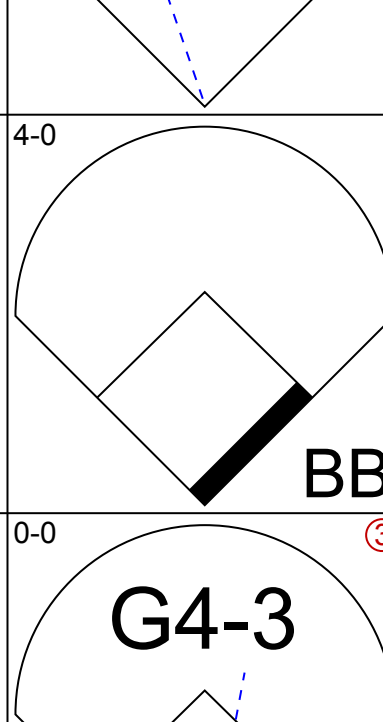
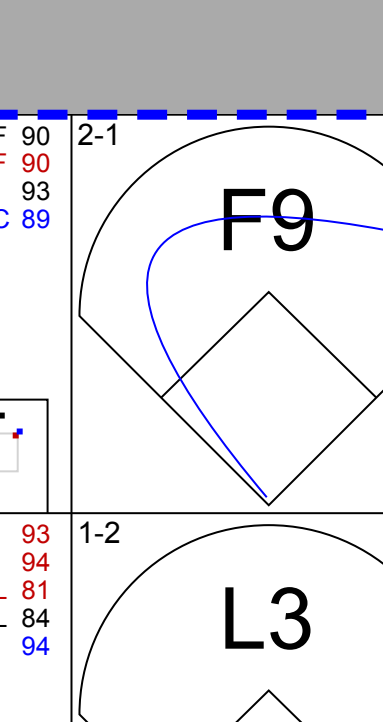
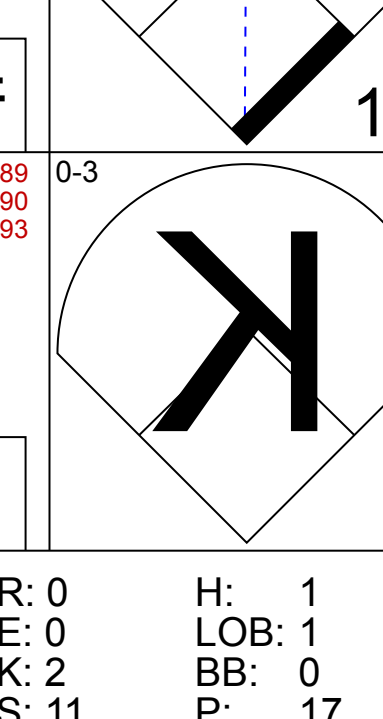
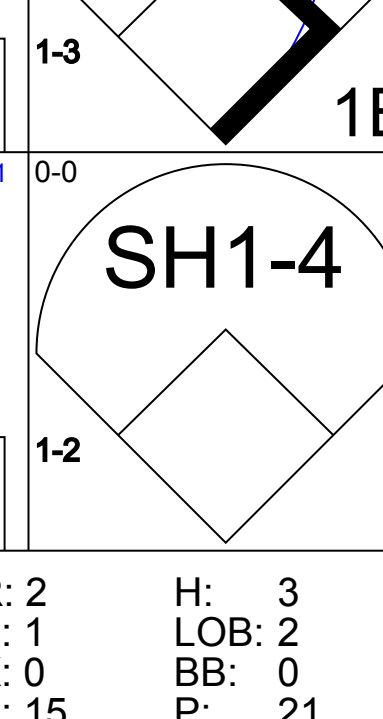
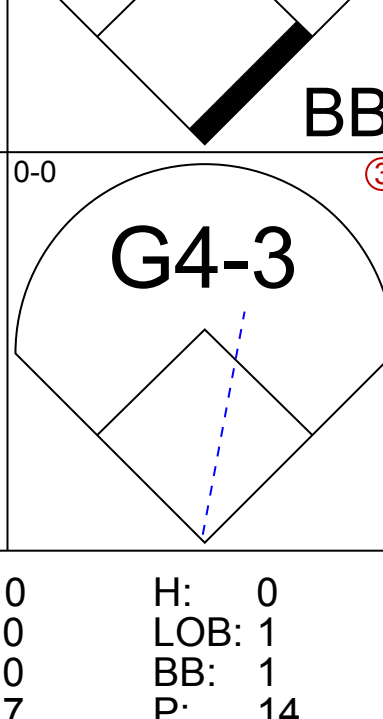
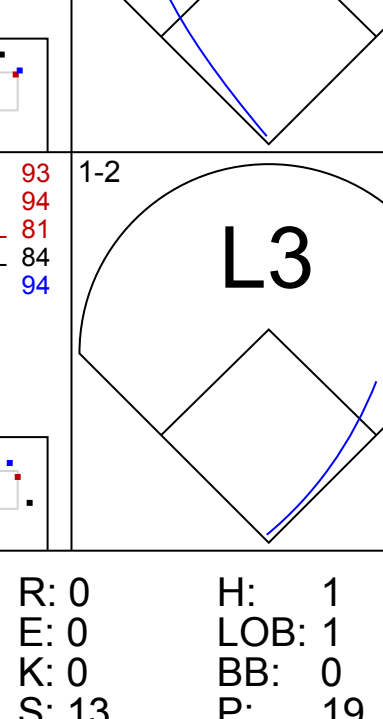
AB 30
R 1
H 7
RBI 1
BB 4
SO 9
LOB 16



Batter	1	2	3	4	5	6	7	8	9	AB	R	H	RBI	BB	SO	LOB	TOP										
24 Nate McLouth, L (1, 8) OBP: 0.350, SLG: 0.450	G4-3		G1-3			SH3-4 14 1B		G3		4	0	1	0	0	0	0	Atlanta Braves @ Houston Astros Minute Maid Park, Houston, TX Wed Sep 09 2009, 7:05 PM CDT Att: 22,392 - Roof Closed - 73 F										
14 Martin Prado, R (1, 4) OBP: 0.349, SLG: 0.440	G6-3		F9			SH3-4		K		3	0	0	0	0	1	0											
10 Chipper Jones, S (1, 5) OBP: 0.390, SLG: 0.438	K				F9			G5-3		4	0	0	0	0	1	1											
19 Yunel Escobar, R (1, 6) OBP: 0.375, SLG: 0.448		BB 16 G3-1 23 1B			L9			K		2	1	0	0	2	1	0											
16 Brian McCann, L (1, 2) OBP: 0.335, SLG: 0.480		G3-1			G4-3			F7		4	0	0	0	0	1	3											
23 Matt Diaz, R (1, 9) OBP: 0.394, SLG: 0.497					1B			K		3	0	2	1	0	1	0											
22 Adam LaRoche, L (1, 3) OBP: 0.348, SLG: 0.481					F8			K		3	0	0	0	0	1	2											
4 Omar Infante, R (1, 7) OBP: 0.350, SLG: 0.375					K			G6-3		3	0	0	0	0	1	2											
48 Tommy Hanson, R (1, 1) OBP: 0.063, SLG: 0.063 Rafael Soriano, R (9, 1)					K			K		3	0	0	0	0	3	1											
Inning Stats	R: 0 E: 0 K: 1 S: 7	H: 0 LOB: 0 BB: 0 P: 12	R: 1 E: 0 K: 0 S: 10	H: 1 LOB: 1 BB: 1 P: 16	R: 0 E: 0 K: 1 S: 8	H: 0 LOB: 0 BB: 0 P: 11	R: 0 E: 0 K: 0 S: 8	H: 0 LOB: 0 BB: 0 P: 10	R: 0 E: 0 K: 2 S: 11	H: 1 LOB: 1 BB: 0 P: 14	R: 0 E: 0 K: 0 S: 7	H: 1 LOB: 2 BB: 1 P: 11	R: 0 E: 0 K: 2 S: 9	H: 0 LOB: 0 BB: 0 P: 13	R: 0 E: 0 K: 2 S: 12	H: 0 LOB: 0 BB: 0 P: 16	1B: 3 2B: 0 3B: 0 HR: 0	SF: 0 SAC: 1 DP: 0 HBP: 0	WP: 0 PB: 0 CS: 0	PA: 32							
PITCHER	IP	WLS	BF	H	R	ER	SO	BB	IBB	HBP	BLK	WP	HR	S	P	ERA	WHIP										
51 Wandy Rodriguez, L (1, 1) ERA: 2.76	7.0		26	3	1	1	6	2	0	0	0	0	0	59	85	1.29	0.714										
53 Wesley Wright, L (8, 1) ERA: 5.51	1.0		3	0	0	0	2	0	0	0	0	0	0	9	13	0.00	0.000										
47 Jose Valverde, R (9, 1) ERA: 1.91	1.0	W	3	0	0	0	2	0	0	0	0	0	0	12	16	0.00	0.000										

Batter	1	2	3	4	5	6	7	8	9	AB	R	H	RBI	BB	SO	LOB	BOTTOM										
21 Michael Bourn, L (1, 8) OBP: 0.368, SLG: 0.402	G6-3					G4-3			K	4	0	0	0	0	1	1	Atlanta Braves @ Houston Astros Minute Maid Park, Houston, TX Wed Sep 09 2009, 7:05 PM CDT Att: 22,392 - Roof Closed - 73 F										
3 Kazuo Matsui, S (1, 4) OBP: 0.291, SLG: 0.333	K				P5				17 2B 10 1B	4	1	2	0	0	1	0											
17 Lance Berkman, S (1, 3) OBP: 0.398, SLG: 0.487	K				45 S 1B			G4-3		4	1	2	0	0	1	2											
45 Carlos Lee, R (1, 7) OBP: 0.352, SLG: 0.495					G5-3			F8		3	0	1	0	1	0	1											
10 Miguel Tejada, R (1, 6) OBP: 0.332, SLG: 0.434					G6-3			G4-3		4	0	1	2	0	0	1											
9 Hunter Pence, R (1, 9) OBP: 0.351, SLG: 0.486					K			F7		3	0	0	0	0	2	0											
27 Geoff Blum, S (1, 5) OBP: 0.333, SLG: 0.381 23 Chris Johnson, R (5, PH) (6, 5)						P3			G3	1	0	1	0	0	0	0		AB 31 R 2 H 8 RBI 2 BB 1 SO 8 LOB 6									
55 Humberto Quintero, R (1, 2) OBP: 0.280, SLG: 0.366 2 Darnin Erstad, L (8, PH) OBP: 0.285, SLG: 0.352 41 Chris Coste, R (9, 2) OBP: 0.313, SLG: 0.324						G5-4-3			K	2	0	0	0	0	0	1											
51 Wandy Rodriguez, S (1, 1) OBP: 0.140, SLG: 0.179 53 Wesley Wright, R (8, 1) OBP: 0.333, SLG: 0.333 4 Jason Michaels, R (6, PH) OBP: 0.306, SLG: 0.438 47 Jose Valverde, R (9, 1)						K			K	2	0	1	0	0	1	0											
Inning Stats	R: 0 E: 0 K: 2 S: 9	H: 0 LOB: 0 BB: 0 P: 12	R: 0 E: 0 K: 1 S: 8	H: 1 LOB: 0 BB: 0 P: 15	R: 0 E: 0 K: 1 S: 7	H: 1 LOB: 0 BB: 0 P: 11	R: 0 E: 0 K: 0 S: 8	H: 1 LOB: 1 BB: 0 P: 10	R: 0 E: 0 K: 1 S: 9	H: 0 LOB: 0 BB: 0 P: 16	R: 0 E: 0 K: 0 S: 9	H: 2 LOB: 2 BB: 0 P: 12	R: 0 E: 0 K: 0 S: 8	H: 0 LOB: 0 BB: 0 P: 13	R: 0 E: 0 K: 2 S: 7	H: 0 LOB: 0 BB: 0 P: 9	R: 2 E: 0 K: 1 S: 11	H: 3 LOB: 2 BB: 1 P: 20	1B: 7 2B: 1 3B: 0 HR: 0	SF: 0 SAC: 0 DP: 2 HBP: 0	WP: 0 PB: 0 CS: 0	PA: 32					
PITCHER	IP	WLS	BF	H	R	ER	SO	BB	IBB	HBP	BLK	WP	HR	S	P	ERA	WHIP										
48 Tommy Hanson, R (1, 1) ERA: 2.83 Rafael Soriano, R (9, 1) ERA: 2.6	8.0		27	5	0	0	7	0	1	0	0	0	0	65	98	0.00	0.625										
	0.1	L	5	3	2	2	1	0	1	0	0	0	0	11	20	54.00	9.000										

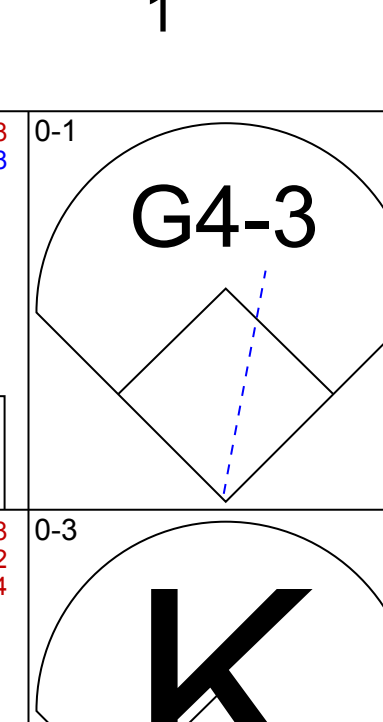
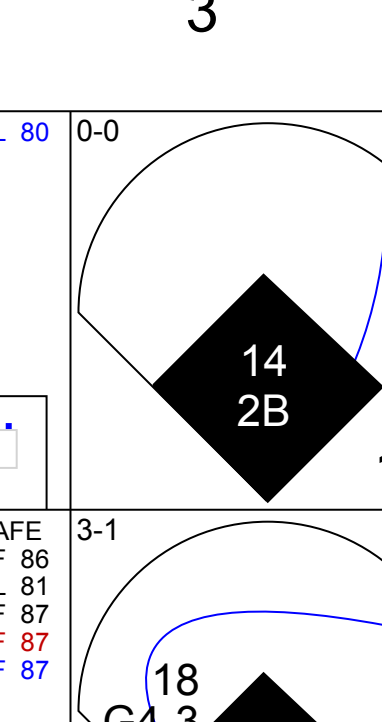
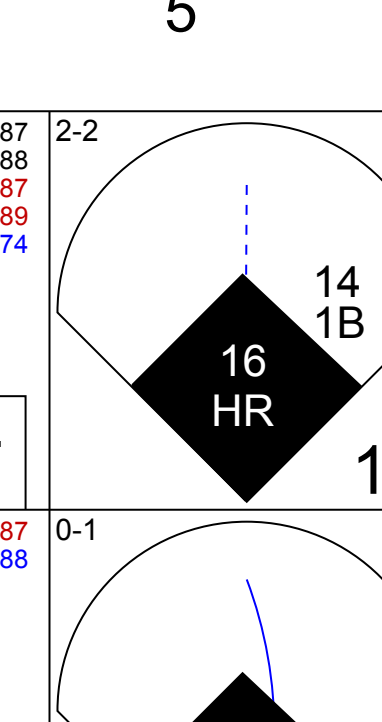
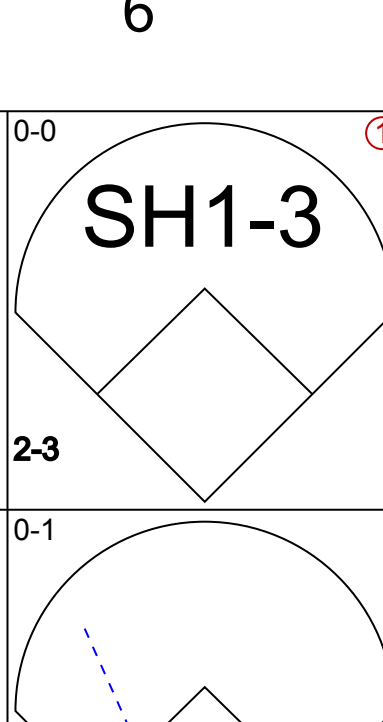
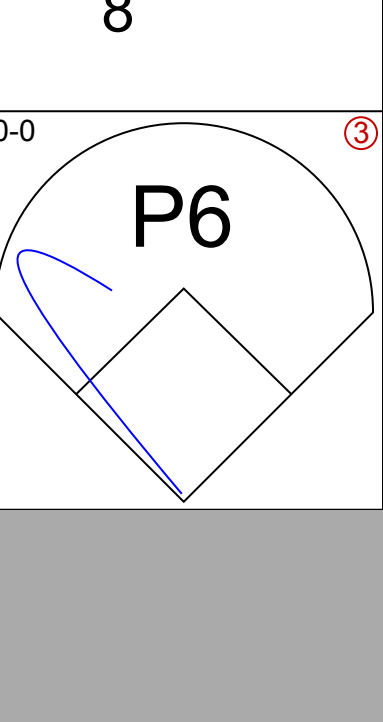
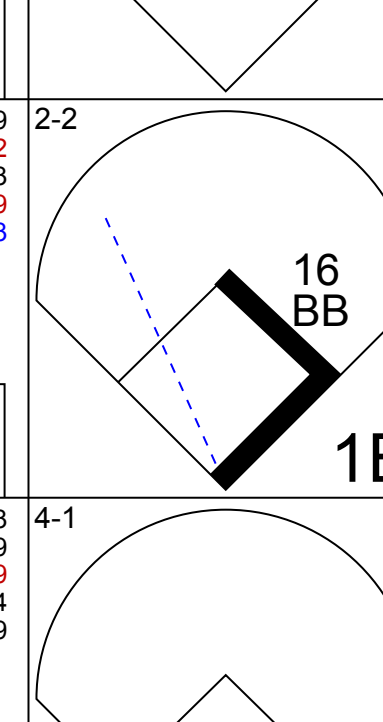
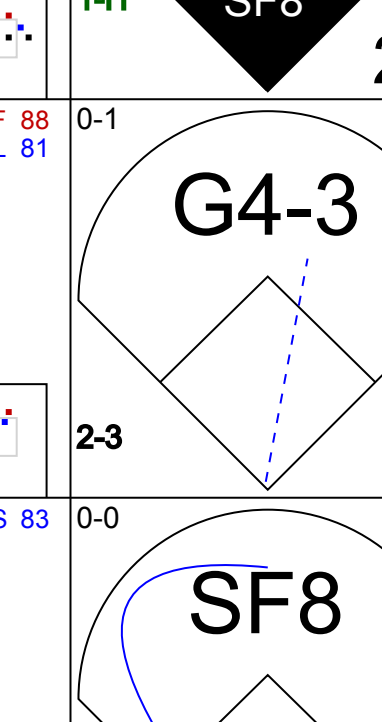
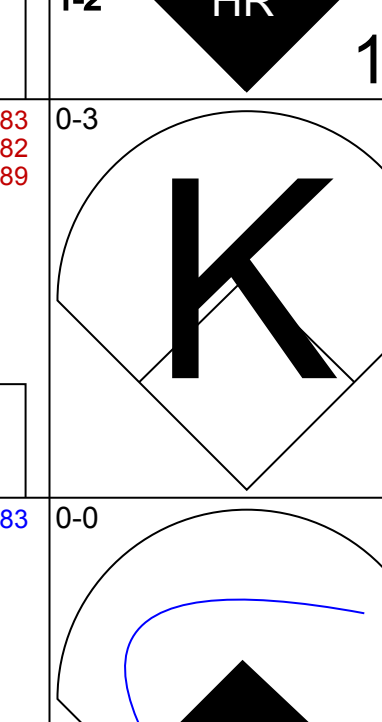
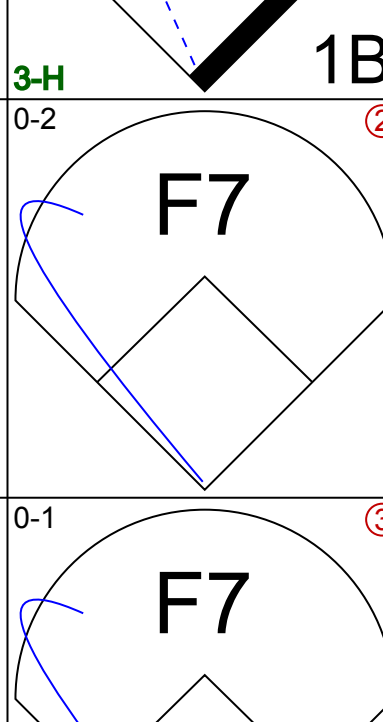

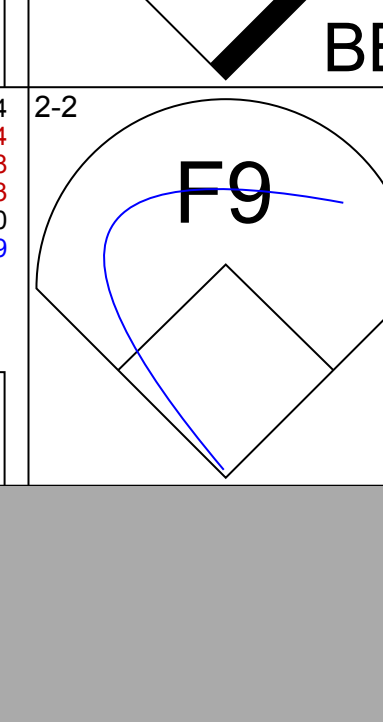
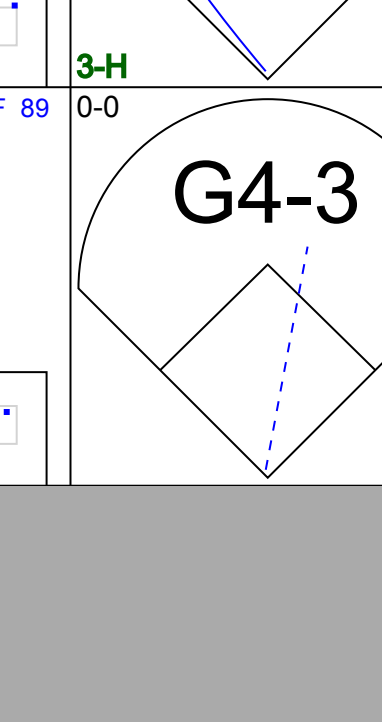
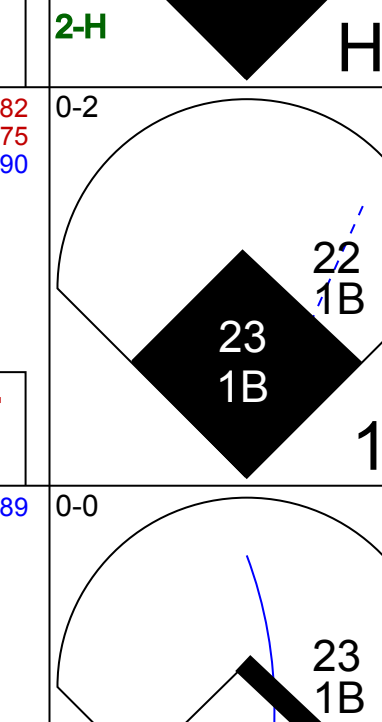




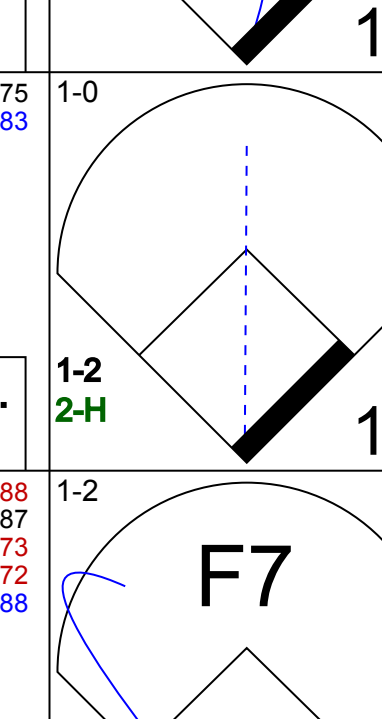

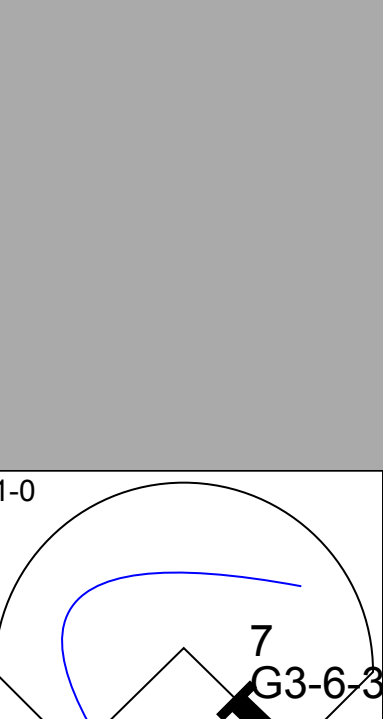
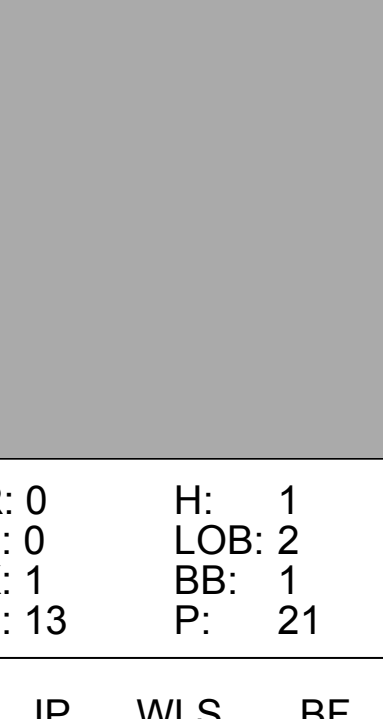
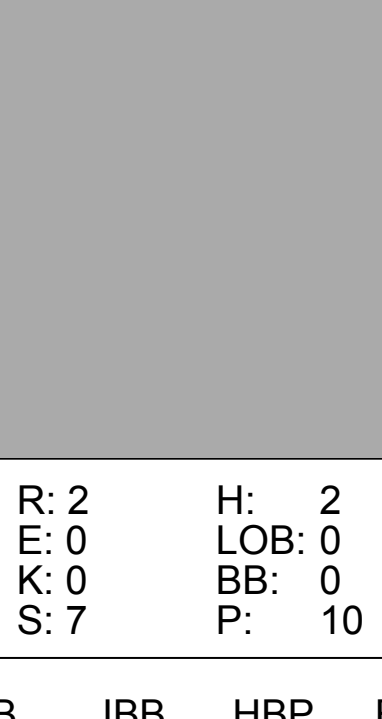
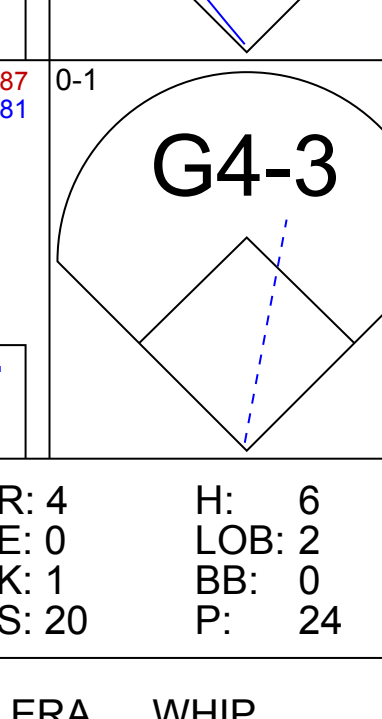
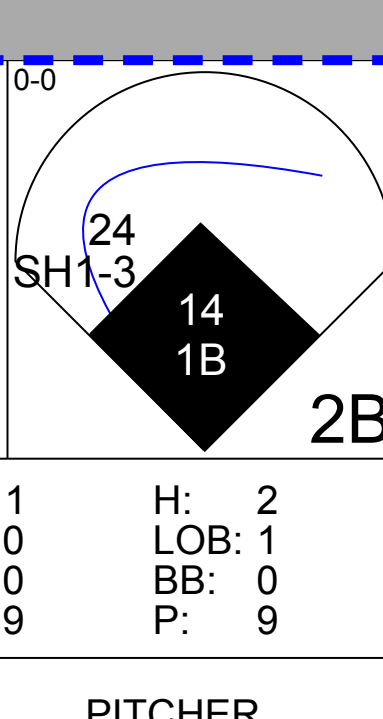
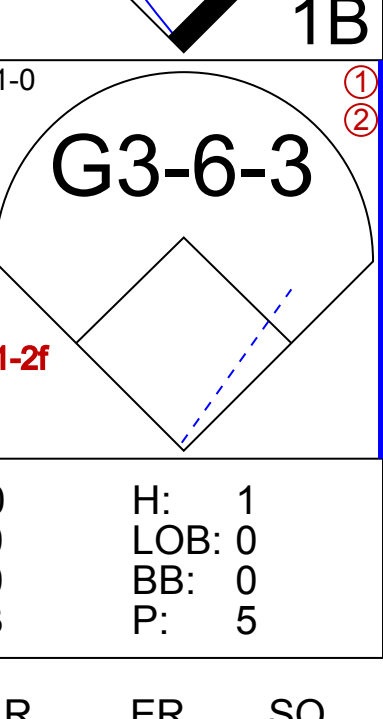
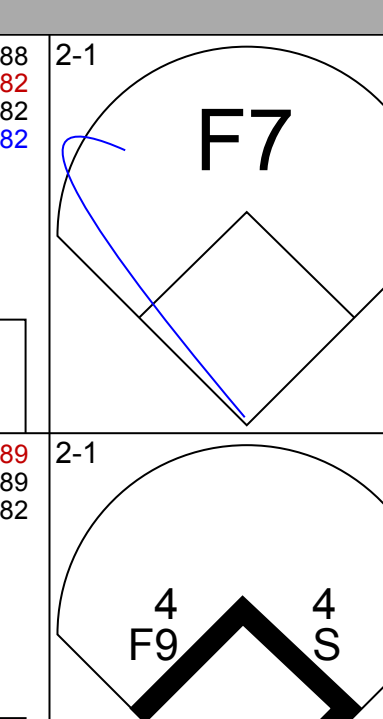
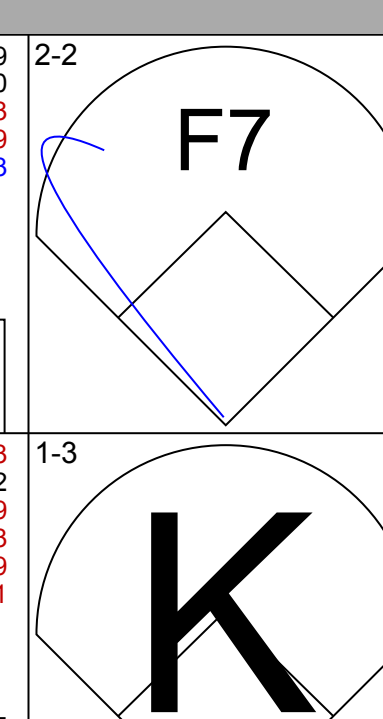




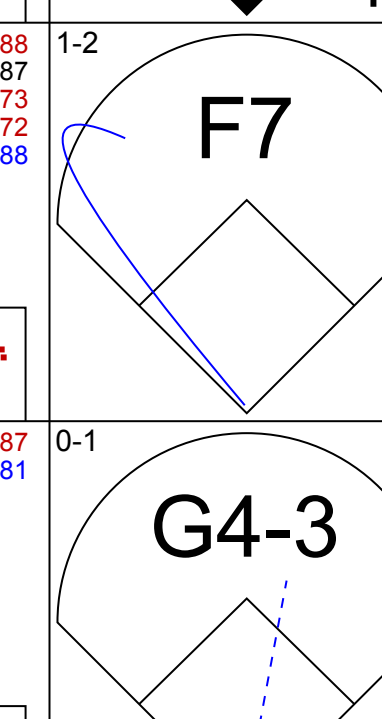
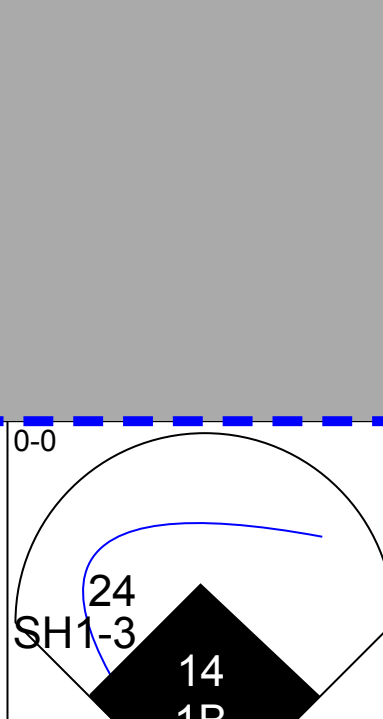
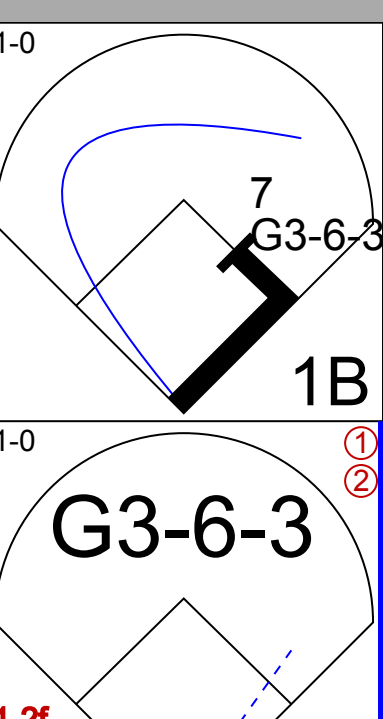
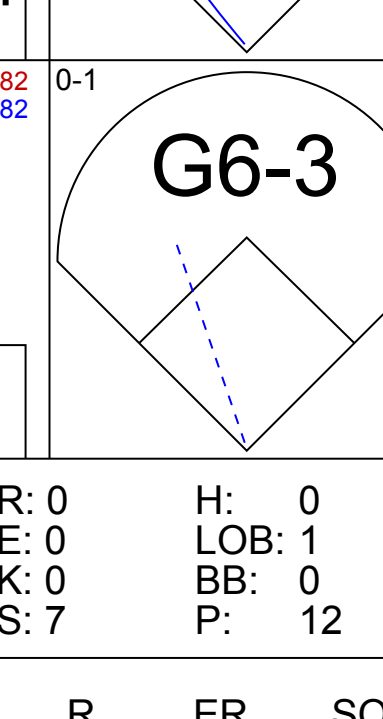
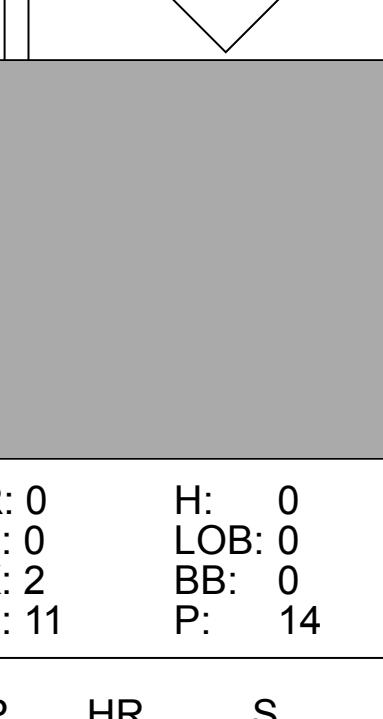
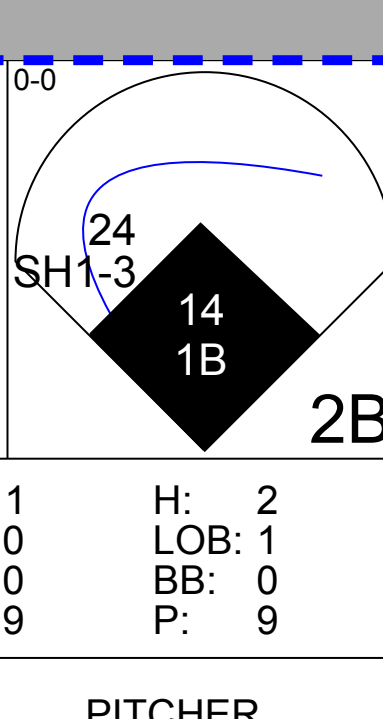
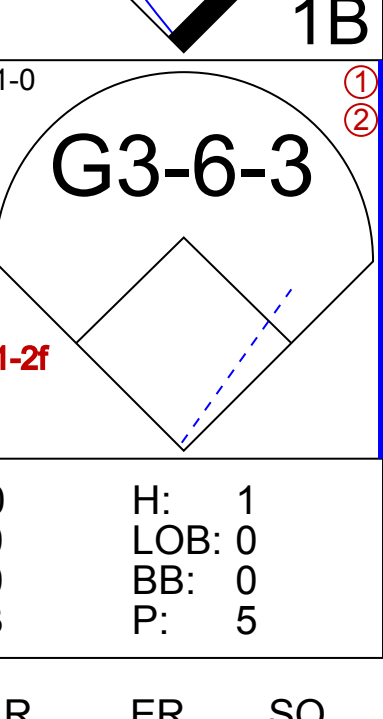
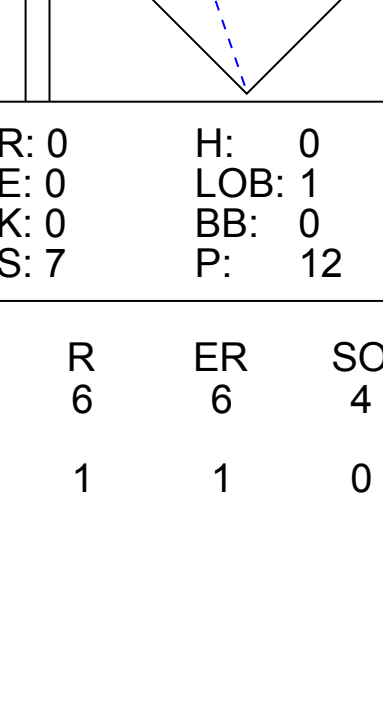
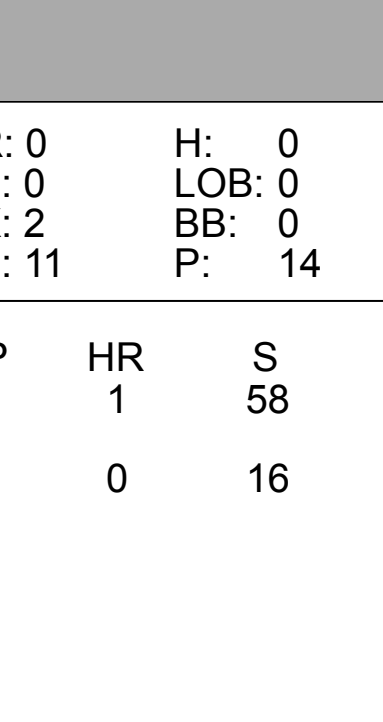
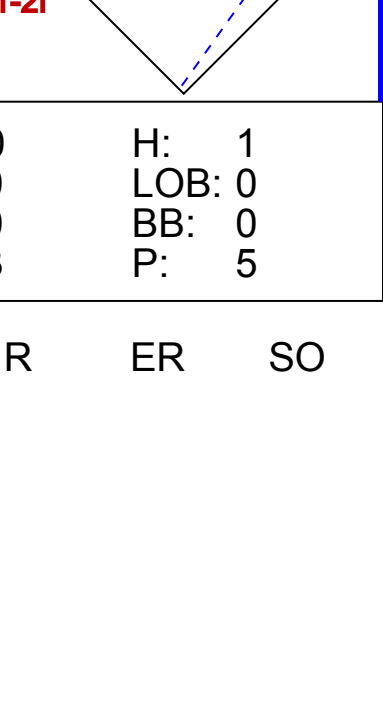
Batter	1	2	3	4	5	6	7	8	9	AB	R	H	RBI	BB	SO	LOB	TOP																																																																																																																																										
1 Luis Castillo, S OBP: 0.400, SLG: 0.357										5	1	1	0	1	1	3	New York Mets @ Atlanta Braves Turner Field, Atlanta, GA Wed Sep 16 2009, 7:00 PM EDT Att: 17,988 - Cloudy - 71 F																																																																																																																																										
30 Josh Thole, L OBP: 0.429, SLG: 0.462										4	0	2	2	0	0	3																																																																																																																																											
9 Omar Santos, R OBP: 0.297, SLG: 0.398										1	1	1	1	0	0	0																																																																																																																																											
5 David Wright, R OBP: 0.400, SLG: 0.459										5	0	3	1	0	0	1																																																																																																																																											
15 Carlos Beltrán, S OBP: 0.420, SLG: 0.525										4	0	2	0	1	0	1																																																																																																																																											
28 Daniel Murphy, L OBP: 0.309, SLG: 0.403										4	0	0	0	1	0	5																																																																																																																																											
12 Jeff Francoeur, R OBP: 0.306, SLG: 0.409										5	2	3	0	0	2	3																																																																																																																																											
18 Jeremy Reed, L ERA: 4.53										3	1	1	1	0	0	1																																																																																																																																											
50 Sean Green, R OBP: 0.341, SLG: 0.415										0	0	0	0	0	0	0																																																																																																																																											
43 Brian Stokes, R ERA: 3.09										1	0	0	0	0	0	3																																																																																																																																											
75 Francisco Rodriguez, R ERA: 4.89										0	0	0	0	0	0	0																																																																																																																																											
4 Wilson Valdez, R OBP: 0.313, SLG: 0.283										3	0	2	0	0	1	2																																																																																																																																											
16 Angel Pagán, S OBP: 0.345, SLG: 0.491										2	0	1	0	0	0	0																																																																																																																																											
39 Bobby Parnell, R ERA: 4.02										0	0	0	0	0	0	0																																																																																																																																											
36 Ken Takahashi, L ERA: 4.53										0	0	0	0	0	0	0																																																																																																																																											
19 Cory Sullivan, L OBP: 0.341, SLG: 0.415										0	0	0	0	0	0	2																																																																																																																																											
35 Lance Broadway, R ERA: 5.46										0	0	0	0	0	0	0																																																																																																																																											
17 Fernando Tatis, R ERA: 2.89										1	0	0	0	0	0	1																																																																																																																																											
11 Anderson Hernandez, S OBP: 0.310, SLG: 0.339										0	0	0	0	0	0	1																																																																																																																																											
Inning Stats	R: 0 E: 0 K: 1 S: 12	H: 2 LOB: 2 BB: 0 P: 19	R: 3 E: 1 K: 1 S: 14	H: 3 LOB: 3 BB: 2 P: 26	R: 0 E: 0 K: 0 S: 10	H: 2 LOB: 2 BB: 0 P: 14	R: 0 E: 0 K: 0 S: 6	H: 0 LOB: 0 BB: 0 P: 12	R: 1 E: 0 K: 0 S: 12	H: 4 LOB: 3 BB: 0 P: 15	R: 0 E: 0 K: 0 S: 11	H: 1 LOB: 1 BB: 0 P: 19	R: 0 E: 0 K: 1 S: 10	H: 1 LOB: 1 BB: 0 P: 14	R: 1 E: 0 K: 1 S: 12	H: 3 LOB: 3 BB: 1 P: 22	R: 0 E: 0 K: 0 S: 5	H: 0 LOB: 0 BB: 1 P: 9	1B: 13 2B: 2 3B: 0 HR: 1	SF: 0 SAC: 2 DP: 2 HBP: 0	WP: 0 PB: 0 SB: 0 CS: 0	PA: 46																																																																																																																																					
PITCHER	IP WLS BF H R ER SO BB IBB HBP BLK WP HR S P ERA WHIP	2.0 14 5 3 2 2 1 1 0 0 0 0 26 45 9.00 3.000	2.0 8 2 0 0 0 0 0 0 0 0 0 16 26 0.00 1.000	2.0 B 10 5 1 1 0 0 0 0 0 0 23 34 4.50 2.500	1.0 4 1 0 0 1 0 0 0 0 0 10 14 0.00 1.000	0.1 2 1 1 1 0 0 0 0 0 0 1 4 7 27.00 3.000	0.2 5 2 0 0 1 0 1 0 0 0 0 8 15 0.00 3.000	1.0 W 3 0 0 0 0 1 0 0 0 0 0 0 5 9 0.00 1.000	0.2 5 2 0 0 1 0 1 0 0 0 0 0 8 15 0.00 3.000	1.0 W 3 0 0 0 0 1 0 0 0 0 0 0 5 9 0.00 1.000	0.2 5 2 0 0 1 0 1 0 0 0 0 0 8 15 0.00 3.000	1.0 W 3 0 0 0 0 1 0 0 0 0 0 0 5 9 0.00 1.000	0.1 2 1 1 1 0 0 0 0 0 0 1 4 7 27.00 3.000	0.2 5 2 0 0 1 0 1 0 0 0 0 0 8 15 0.00 3.000	1.0 W 3 0 0 0 0 1 0 0 0 0 0 0 5 9 0.00 1.000	0.2 5 2 0 0 1 0 1 0 0 0 0 0 8 15 0.00 3.000	1.0 W 3 0 0 0 0 1 0 0 0 0 0 0 5 9 0.00 1.000	0.1 2 1 1 1 0 0 0 0 0 0 1 4 7 27.00 3.000	0.2 5 2 0 0 1 0 1 0 0 0 0 0 8 15 0.00 3.000	1.0 W 3 0 0 0 0 1 0 0 0 0 0 0 5 9 0.00 1.000	0.2 5 2 0 0 1 0 1 0 0 0 0 0 8 15 0.00 3.000	1.0 W 3 0 0 0 0 1 0 0 0 0 0 0 5 9 0.00 1.000	0.1 2 1 1 1 0 0 0 0 0 0 1 4 7 27.00 3.000	0.2 5 2 0 0 1 0 1 0 0 0 0 0 8 15 0.00 3.000	1.0 W 3 0 0 0 0 1 0 0 0 0 0 0 5 9 0.00 1.000	0.2 5 2 0 0 1 0 1 0 0 0 0 0 8 15 0.00 3.000	1.0 W 3 0 0 0 0 1 0 0 0 0 0 0 5 9 0.00 1.000	0.1 2 1 1 1 0 0 0 0 0 0 1 4 7 27.00 3.000	0.2 5 2 0 0 1 0 1 0 0 0 0 0 8 15 0.00 3.000	1.0 W 3 0 0 0 0 1 0 0 0 0 0 0 5 9 0.00 1.000	0.2 5 2 0 0 1 0 1 0 0 0 0 0 8 15 0.00 3.000	1.0 W 3 0 0 0 0 1 0 0 0 0 0 0 5 9 0.00 1.000	0.1 2 1 1 1 0 0 0 0 0 0 1 4 7 27.00 3.000	0.2 5 2 0 0 1 0 1 0 0 0 0 0 8 15 0.00 3.000	1.0 W 3 0 0 0 0 1 0 0 0 0 0 0 5 9 0.00 1.000	0.2 5 2 0 0 1 0 1 0 0 0 0 0 8 15 0.00 3.000	1.0 W 3 0 0 0 0 1 0 0 0 0 0 0 5 9 0.00 1.000	0.1 2 1 1 1 0 0 0 0 0 0 1 4 7 27.00 3.000	0.2 5 2 0 0 1 0 1 0 0 0 0 0 8 15 0.00 3.000	1.0 W 3 0 0 0 0 1 0 0 0 0 0 0 5 9 0.00 1.000	0.2 5 2 0 0 1 0 1 0 0 0 0 0 8 15 0.00 3.000	1.0 W 3 0 0 0 0 1 0 0 0 0 0 0 5 9 0.00 1.000	0.1 2 1 1 1 0 0 0 0 0 0 1 4 7 27.00 3.000	0.2 5 2 0 0 1 0 1 0 0 0 0 0 8 15 0.00 3.000	1.0 W 3 0 0 0 0 1 0 0 0 0 0 0 5 9 0.00 1.000	0.2 5 2 0 0 1 0 1 0 0 0 0 0 8 15 0.00 3.000	1.0 W 3 0 0 0 0 1 0 0 0 0 0 0 5 9 0.00 1.000	0.1 2 1 1 1 0 0 0 0 0 0 1 4 7 27.00 3.000	0.2 5 2 0 0 1 0 1 0 0 0 0 0 8 15 0.00 3.000	1.0 W 3 0 0 0 0 1 0 0 0 0 0 0 5 9 0.00 1.000	0.2 5 2 0 0 1 0 1 0 0 0 0 0 8 15 0.00 3.000	1.0 W 3 0 0 0 0 1 0 0 0 0 0 0 5 9 0.00 1.000	0.1 2 1 1 1 0 0 0 0 0 0 1 4 7 27.00 3.000	0.2 5 2 0 0 1 0 1 0 0 0 0 0 8 15 0.00 3.000	1.0 W 3 0 0 0 0 1 0 0 0 0 0 0 5 9 0.00 1.000	0.2 5 2 0 0 1 0 1 0 0 0 0 0 8 15 0.00 3.000	1.0 W 3 0 0 0 0 1 0 0 0 0 0 0 5 9 0.00 1.000	0.1 2 1 1 1 0 0 0 0 0 0 1 4 7 27.00 3.000	0.2 5 2 0 0 1 0 1 0 0 0 0 0 8 15 0.00 3.000	1.0 W 3 0 0 0 0 1 0 0 0 0 0 0 5 9 0.00 1.000	0.2 5 2 0 0 1 0 1 0 0 0 0 0 8 15 0.00 3.000	1.0 W 3 0 0 0 0 1 0 0 0 0 0 0 5 9 0.00 1.000	0.1 2 1 1 1 0 0 0 0 0 0 1 4 7 27.00 3.000	0.2 5 2 0 0 1 0 1 0 0 0 0 0 8 15 0.00 3.000	1.0 W 3 0 0 0 0 1 0 0 0 0 0 0 5 9 0.00 1.000	0.2 5 2 0 0 1 0 1 0 0 0 0 0 8 15 0.00 3.000	1.0 W 3 0 0 0 0 1 0 0 0 0 0 0 5 9 0.00 1.000	0.1 2 1 1 1 0 0 0 0 0 0 1 4 7 27.00 3.000	0.2 5 2 0 0 1 0 1 0 0 0 0 0 8 15 0.00 3.000	1.0 W 3 0 0 0 0 1 0 0 0 0 0 0 5 9 0.00 1.000	0.2 5 2 0 0 1 0 1 0 0 0 0 0 8 15 0.00 3.000	1.0 W 3 0 0 0 0 1 0 0 0 0 0 0 5 9 0.00 1.000	0.1 2 1 1 1 0 0 0 0 0 0 1 4 7 27.00 3.000	0.2 5 2 0 0 1 0 1 0 0 0 0 0 8 15 0.00 3.000	1.0 W 3 0 0 0 0 1 0 0 0 0 0 0 5 9 0.00 1.000	0.2 5 2 0 0 1 0 1 0 0 0 0 0 8 15 0.00 3.000	1.0 W 3 0 0 0 0 1 0 0 0 0 0 0 5 9 0.00 1.000	0.1 2 1 1 1 0 0 0 0 0 0 1 4 7 27.00 3.000	0.2 5 2 0 0 1 0 1 0 0 0 0 0 8 15 0.00 3.000	1.0 W 3 0 0 0 0 1 0 0 0 0 0 0 5 9 0.00 1.000	0.2 5 2 0 0 1 0 1 0 0 0 0 0 8 15 0.00 3.000	1.0 W 3 0 0 0 0 1 0 0 0 0 0 0 5 9 0.00 1.000	0.1 2 1 1 1 0 0 0 0 0 0 1 4 7 27.00 3.000	0.2 5 2 0 0 1 0 1 0 0 0 0 0 8 15 0.00 3.000	1.0 W 3 0 0 0 0 1 0 0 0 0 0 0 5 9 0.00 1.000	0.2 5 2 0 0 1 0 1 0 0 0 0 0 8 15 0.00 3.000	1.0 W 3 0 0 0 0 1 0 0 0 0 0 0 5 9 0.00 1.000	0.1 2 1 1 1 0 0 0 0 0 0 1 4 7 27.00 3.000	0.2 5 2 0 0 1 0 1 0 0 0 0 0 8 15 0.00 3.000	1.0 W 3 0 0 0 0 1 0 0 0 0 0 0 5 9 0.00 1.000	0.2 5 2 0 0 1 0 1 0 0 0 0 0 8 15 0.00 3.000	1.0 W 3 0 0 0 0 1 0 0 0 0 0 0 5 9 0.00 1.000	0.1 2 1 1 1 0 0 0 0 0 0 1 4 7 27.00 3.000	0.2 5 2 0 0 1 0 1 0 0 0 0 0 8 15 0.00 3.000	1.0 W 3 0 0 0 0 1 0 0 0 0 0 0 5 9 0.00 1.000	0.2 5 2 0 0 1 0 1 0 0 0 0 0 8 15 0.00 3.000	1.0 W 3 0 0 0 0 1 0 0 0 0 0 0 5 9 0.00 1.000	0.1 2 1 1 1 0 0 0 0 0 0 1 4 7 27.00 3.000	0.2 5 2 0 0 1 0 1 0 0 0 0 0 8 15 0.00 3.000	1.0 W 3 0 0 0 0 1 0 0 0 0 0 0 5 9 0.00 1.000	0.2 5 2 0 0 1 0 1 0 0 0 0 0 8 15 0.00 3.000	1.0 W 3 0 0 0 0 1 0 0 0 0 0 0 5 9 0.00 1.000	0.1 2 1 1 1 0 0 0 0 0 0 1 4 7 27.00 3.000	0.2 5 2 0 0 1 0 1 0 0 0 0 0 8 15 0.00 3.000	1.0 W 3 0 0 0 0 1 0 0 0 0 0 0 5 9 0.00 1.000	0.2 5 2 0 0 1 0 1 0 0 0 0 0 8 15 0.00 3.000	1.0 W 3 0 0 0 0 1 0 0 0 0 0 0 5 9 0.00 1.000	0.1 2 1 1 1 0 0 0 0 0 0 1 4 7 27.00 3.000	0.2 5 2 0 0 1 0 1 0 0 0 0 0 8 15 0.00 3.000	1.0 W 3 0 0 0 0 1 0 0 0 0 0 0 5 9 0.00 1.000	0.2 5 2 0 0 1 0 1 0 0 0 0 0 8 15 0.00 3.000	1.0 W 3 0 0 0 0 1 0 0 0 0 0 0 5 9 0.00 1.000	0.1 2 1 1 1 0 0 0 0 0 0 1 4 7 27.00 3.000	0.2 5 2 0 0 1 0 1 0 0 0 0 0 8 15 0.00 3.000	1.0 W 3 0 0 0 0 1 0 0 0 0 0 0 5 9 0.00 1.000	0.2 5 2 0 0 1 0 1 0 0 0 0 0 8 15 0.00 3.000	1.0 W 3 0 0 0 0 1 0 0 0 0 0 0 5 9 0.00 1.000	0.1 2 1 1 1 0 0 0 0 0 0 1 4 7 27.00 3.000	0.2 5 2 0 0 1 0 1 0 0 0 0 0 8 15 0.00 3.000	1.0 W 3 0 0 0 0 1 0 0 0 0 0 0 5 9 0.00 1.000	0.2 5 2 0 0 1 0 1 0 0 0 0 0 8 15 0.00 3.000	1.0 W 3 0 0 0 0 1 0 0 0 0 0 0 5 9 0.00 1.000	0.1 2 1 1 1 0 0 0 0 0 0 1 4 7 27.00 3.000	0.2 5 2 0 0 1 0 1 0 0 0 0 0 8 15 0.00 3.000	1.0 W 3 0 0 0 0 1 0 0 0 0 0 0 5 9 0.00 1.000	0.2 5 2 0 0 1 0 1 0 0 0 0 0 8 15 0.00 3.000	1.0 W 3 0 0 0 0 1 0 0 0 0 0 0 5 9 0.00 1.000	0.1 2 1 1 1 0 0 0 0 0 0 1 4 7 27.00 3.000	0.2 5 2 0 0 1 0 1 0 0 0 0 0 8 15 0.00 3.000	1.0 W 3 0 0 0 0 1 0 0 0 0 0 0 5 9 0.00 1.000	0.2 5 2 0 0 1 0 1 0 0 0 0 0 8 15 0.00 3.000	1.0 W 3 0 0 0 0 1 0 0 0 0 0 0 5 9 0.00 1.000	0.1 2 1 1 1 0 0 0 0 0 0 1 4 7 27.00 3.000	0.2 5 2 0 0 1 0 1 0 0 0 0 0 8 15 0.00 3.000	1.0 W 3 0 0 0 0 1 0 0 0 0 0 0 5 9 0.00 1.000	0.2 5 2 0 0 1 0 1 0 0 0 0 0 8 15 0.00 3.000	1.0 W 3 0 0 0 0 1 0 0 0 0 0 0 5 9 0.00 1.000	0.1 2 1 1 1 0 0 0 0 0 0 1 4 7 27.00 3.000	0.2 5 2 0 0 1 0 1 0 0 0 0 0 8 15 0.00 3.000	1.0 W 3 0 0 0 0 1 0 0 0 0 0 0 5 9 0.00 1.000	0.2 5 2 0 0 1 0 1 0 0 0 0 0 8 15 0.00 3.000	1.0 W 3 0 0 0 0 1 0 0 0 0 0 0 5 9 0.00 1.000	0.1 2 1 1 1 0 0 0 0 0 0 1 4 7 27.00 3.000	0.2 5 2 0 0 1 0 1 0 0 0 0 0 8 15 0.00 3.000	1.0 W 3 0 0 0 0 1 0 0 0 0 0 0 5 9 0.00 1.000	0.2 5 2 0 0 1 0 1 0 0 0 0 0 8 15 0.00 3.000	1.0 W 3 0 0 0 0 1 0 0 0 0 0 0 5 9 0.00 1.000	0.1 2 1 1 1 0 0 0 0 0 0 1 4 7 27.00 3.000	0.2 5 2 0 0 1 0 1 0 0 0 0 0 8 15 0.00 3.000	1.0 W 3 0 0 0 0 1 0 0 0 0 0 0 5 9 0.00 1.000	0.2 5 2 0 0 1 0 1 0 0 0 0 0 8 15 0.00 3.000	1.0 W 3 0 0 0 0 1 0 0 0 0 0 0 5 9 0.00 1.000	0.1 2 1 1 1 0 0 0 0 0 0 1 4 7 27.00 3.000	0.2 5 2 0 0 1 0 1 0 0 0 0 0 8 15 0.00 3.000	1.0 W 3 0 0 0 0 1 0 0 0 0 0

Batter	1	2	3	4	5	6	7	8	9	AB	R	H	RBI	BB	SO	LOB	TOP			
16 Angel Pagán, S OBP: 0.342, SLG: 0.493										5	0	1	0	0	1	2				
1 Luis Castillo, S OBP: 0.396, SLG: 0.353										5	0	0	0	0	1	1				
5 David Wright, R OBP: 0.406, SLG: 0.458										3	0	1	0	1	0	0				
28 Daniel Murphy, L OBP: 0.312, SLG: 0.414										4	2	3	1	0	0	1				
12 Jeff Francoeur, R OBP: 0.305, SLG: 0.408										4	1	1	0	0	1	4				
30 Josh Thole, L OBP: 0.375, SLG: 0.400										4	0	0	0	0	0	3				
17 Fernando Tatis, R OBP: 0.329, SLG: 0.423										4	0	1	2	0	2	0				
4 Wilson Valdez, R OBP: 0.338, SLG: 0.302										3	0	2	0	1	0	0				
27 Nelson Figueroa, R OBP: 0.267, SLG: 0.357										1	0	0	0	0	1	1				
18 Jeremy Reed, L OBP: 0.297, SLG: 0.318										1	0	0	0	0	0	1				
29 Tobi Stoner, S OBP: 0.338, SLG: 0.397										0	0	0	0	0	0	0				
19 Cory Sullivan, L OBP: 0.338, SLG: 0.397										1	0	0	0	0	0	0				
Inning Stats	R: 0 E: 0 K: 2 S: 11	H: 2 LOB: 2 BB: 0 P: 16	R: 0 E: 0 K: 2 S: 11	H: 1 LOB: 1 BB: 0 P: 17	R: 0 E: 0 K: 0 S: 5	H: 0 LOB: 0 BB: 0 P: 9	R: 2 E: 1 K: 0 S: 15	H: 3 LOB: 2 BB: 0 P: 21	R: 0 E: 0 K: 1 S: 10	H: 0 LOB: 1 BB: 1 P: 14	R: 0 E: 0 K: 0 S: 7	H: 0 LOB: 0 BB: 0 P: 9	R: 1 E: 0 K: 1 S: 10	H: 2 LOB: 0 BB: 0 P: 13	R: 0 E: 0 K: 0 S: 13	H: 1 LOB: 1 BB: 0 P: 19	1B: 6 2B: 1 3B: 1 HR: 1	SF: 0 SAC: 1 DP: 1 HBP: 0	WP: 0 PB: 0 SB: 1 CS: 0	PA: 38
PITCHER	IP	WLS	BF	H	R	ER	SO	BB	IBB	HBP	BLK	WP	HR	S	P	ERA	WHIP			
49 Jair Jurrjens, R ERA: 2.75	7.0	W	30	6	2	1	5	2	0	0	0	0	0	66	100	1.29	1.143			
34 Eric O'Flaherty, L ERA: 3.2	1.0		4	2	1	1	1	0	0	0	0	0	1	10	13	9.00	2.000			
Rafael Soriano, R ERA: 2.67	1.0		4	1	0	0	0	0	0	0	0	0	0	13	19	0.00	1.000			

New York Mets @ Atlanta Braves
Turner Field, Atlanta, GA
Thu Sep 17 2009, 7:00 PM EDT
Att: 20,192 - Cloudy - 70 F

AB 35
R 3
H 9
RBI 3
BB 2
SO 6
LOB 13



Batter	1	2	3	4	5	6	7	8	9	AB	R	H	RBI	BB	SO	LOB	BOTTOM			
24 Nate McLouth, L OBP: 0.362, SLG: 0.463										4	2	2	0	0	0	0				
14 Martin Prado, R OBP: 0.345, SLG: 0.437										4	2	3	2	0	1	0				
18 Garret Anderson, L OBP: 0.313, SLG: 0.413										4	0	1	0	0	1	4				
16 Brian McCann, L OBP: 0.346, SLG: 0.497										2	1	1	4	1	0	1				
19 Yunel Escobar, R OBP: 0.380, SLG: 0.447										4	1	2	0	0	0	2				
22 Adam LaRoche, L OBP: 0.395, SLG: 0.505										3	0	1	0	1	0	0				
23 Matt Diaz, R OBP: 0.396, SLG: 0.488										3	0	1	1	0	1	2				
4 Omar Infante, R OBP: 0.365, SLG: 0.391										4	0	1	0	0	1	3				
49 Jair Jurrjens, R OBP: 0.212, SLG: 0.167										3	1	1	0	0	0	1				
34 Eric O'Flaherty, L ERA: 5.21										0	0	0	0	0	0	0				
7 Brooks Conrad, S OBP: 0.311, SLG: 0.524										1	0	0	0	0	0	1				
Rafael Soriano, R ERA: 5.14										0	0	0	0	0	0	0				
Inning Stats	R: 0 E: 0 K: 1 S: 13	H: 1 LOB: 2 BB: 1 P: 21	R: 0 E: 0 K: 0 S: 7	H: 0 LOB: 0 BB: 0 P: 12	R: 2 E: 0 K: 0 S: 7	H: 2 LOB: 0 BB: 0 P: 10	R: 0 E: 0 K: 2 S: 11	H: 0 LOB: 0 BB: 0 P: 14	R: 4 E: 0 K: 1 S: 20	H: 6 LOB: 2 BB: 0 P: 24	R: 1 E: 0 K: 0 S: 9	H: 2 LOB: 1 BB: 0 P: 9	R: 0 E: 0 K: 0 S: 4	H: 1 LOB: 0 BB: 1 P: 10	R: 0 E: 0 K: 0 S: 3	H: 1 LOB: 0 BB: 0 P: 5	1B: 10 2B: 2 3B: 0 HR: 1	SF: 1 SAC: 1 DP: 2 HBP: 1	WP: 0 PB: 0 SB: 1 CS: 0	PA: 37
PITCHER	IP	WLS	BF	H	R	ER	SO	BB	IBB	HBP	BLK	WP	HR	S	P	ERA	WHIP			
27 Nelson Figueroa, R ERA: 5.21	5.0	L	26	6	6	4	4	1	0	0	0	0	0	58	81	10.80	2.000			
29 Tobi Stoner, R ERA: 5.14	3.0		12	4	1	1	0	1	0	0	0	0	0	16	24	3.00	1.667			

New York Mets @ Atlanta Braves
Turner Field, Atlanta, GA
Thu Sep 17 2009, 7:00 PM EDT
Att: 20,192 - Cloudy - 70 F

AB 32
R 7
H 13
RBI 7
BB 2
SO 4
LOB 14



Batter	1	2	3	4	5	6	7	8	9	AB	R	H	RBI	BB	SO	LOB	TOP						
11 Jimmy Rollins, S OBP: 0.292, SLG: 0.415										4	2	1	0	1	1	2							
8 Shane Victorino, S OBP: 0.363, SLG: 0.453										1	0	1	0	0	0	0							
10 Ben Francisco, R OBP: 0.330, SLG: 0.448										3	0	1	1	0	0	1							
26 Chase Utley, L OBP: 0.411, SLG: 0.533										5	0	1	1	0	2	3							
6 Ryan Howard, L OBP: 0.354, SLG: 0.564										4	0	1	0	1	3	0							
28 Jayson Werth, R OBP: 0.377, SLG: 0.523										1	1	0	0	3	1	2							
29 Raul Ibanez, L OBP: 0.347, SLG: 0.559										4	1	1	1	0	0	5							
7 Pedro Feliz, R OBP: 0.310, SLG: 0.382										4	0	2	1	0	1	1							
23 Paul Bako, L OBP: 0.277, SLG: 0.298										4	0	1	0	0	0	1							
34 Cliff Lee, L OBP: 0.228, SLG: 0.266										2	0	0	0	0	0	1							
52 Tyler Walker, R OBP: 0.371, SLG: 0.504										1	0	0	0	0	0	0							
53 Sergio Escalona, L OBP: 0.345, SLG: 0.448										4	0	1	0	0	0	1							
55 Clay Condrey, R OBP: 0.301, SLG: 0.388										3	0	0	0	1	1	0							
40 John Mayberry Jr., R OBP: 0.292, SLG: 0.366										1	0	1	0	0	0	0							
46 Ryan Madison, L OBP: 0.301, SLG: 0.388										1	0	0	0	0	0	0							
54 Brad Lidge, R OBP: 0.299, SLG: 0.366										1	0	1	0	0	0	0							
Inning Stats	R: 0 E: 0 K: 2 S: 8	H: 1 LOB: 1 BB: 0 P: 11	R: 0 E: 0 K: 1 S: 8	H: 0 LOB: 1 BB: 1 P: 13	R: 1 E: 0 K: 1 S: 14	H: 1 LOB: 1 BB: 1 P: 21	R: 2 E: 0 K: 2 S: 18	H: 3 LOB: 1 BB: 1 P: 29	R: 1 E: 0 K: 1 S: 14	H: 2 LOB: 2 BB: 1 P: 23	R: 0 E: 0 K: 0 S: 10	H: 1 LOB: 1 BB: 0 P: 14	R: 0 E: 0 K: 0 S: 7	H: 1 LOB: 2 BB: 1 P: 18	R: 0 E: 0 K: 1 S: 9	H: 1 LOB: 1 BB: 0 P: 11	R: 0 E: 0 K: 1 S: 7	H: 0 LOB: 0 BB: 0 P: 12	1B: 4 2B: 6 3B: 1 HR: 0	SF: 0 SAC: 1 DP: 2 HBP: 1	WP: 0 PB: 0 SB: 1 CS: 2	PA: 40	
PITCHER	IP: 5.0 WLS: L BF: 24	H: 7 R: 4 ER: 4 SO: 7	BB: 3 IBB: 1 HBP: 0 BLK: 0	WP: 0 HR: 0 S: 62 P: 97	ERA: 7.20 WHIP: 2.000	IP: 1.1 WLS: W BF: 5	H: 1 R: 0 ER: 0 SO: 0	BB: 0 IBB: 0 HBP: 0 BLK: 0	WP: 0 HR: 0 S: 12 P: 18	ERA: 0.00 WHIP: 0.750	IP: 0.2 WLS: L BF: 4	H: 1 R: 0 ER: 0 SO: 0	BB: 0 IBB: 0 HBP: 0 BLK: 0	WP: 0 HR: 0 S: 5 P: 14	ERA: 0.00 WHIP: 1.500	IP: 2.0 WLS: W BF: 7	H: 1 R: 0 ER: 0 SO: 2	BB: 0 IBB: 0 HBP: 1 BLK: 0	WP: 0 HR: 0 S: 16 P: 23	ERA: 0.00 WHIP: 0.500			

Philadelphia Phillies @ Atlanta Braves
Turner Field, Atlanta, GA
Sun Sep 20 2009, 1:30 PM EDT
Att: 29,452 - Overcast - 76 F

AB	33
R	4
H	10
RBI	4
BB	5
SO	9
LOB	17

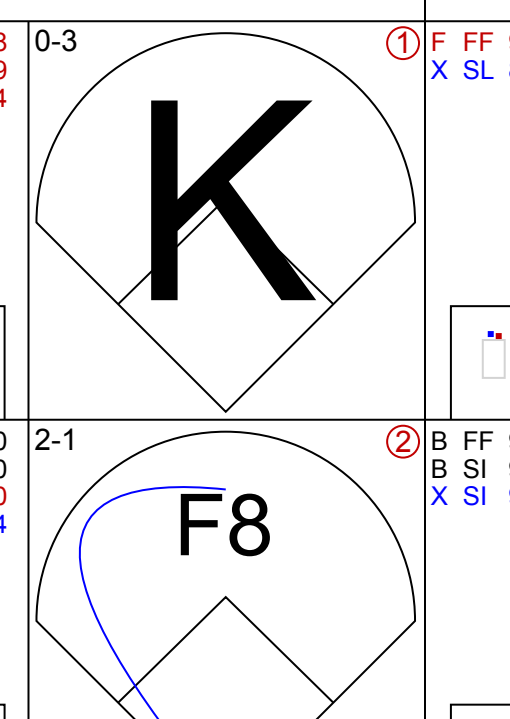
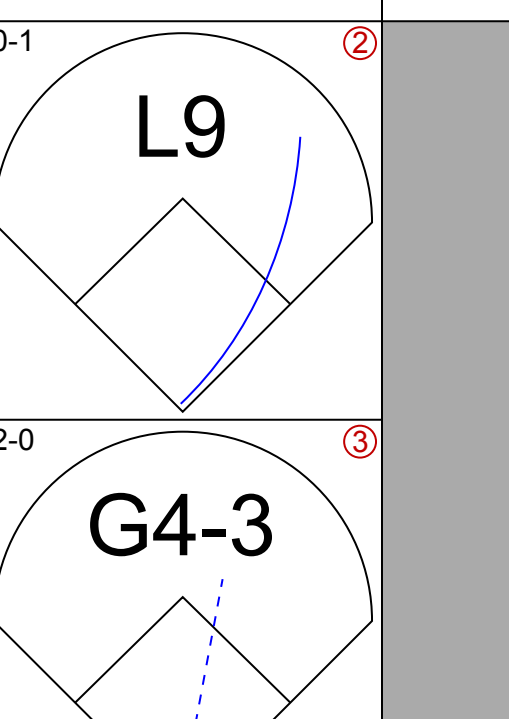
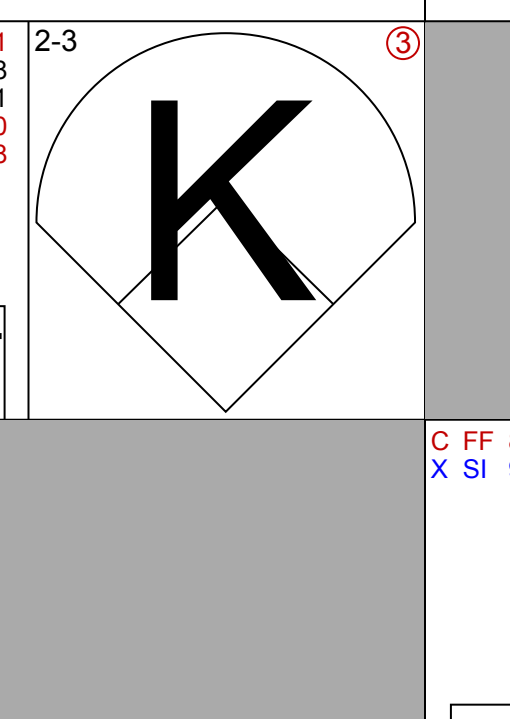
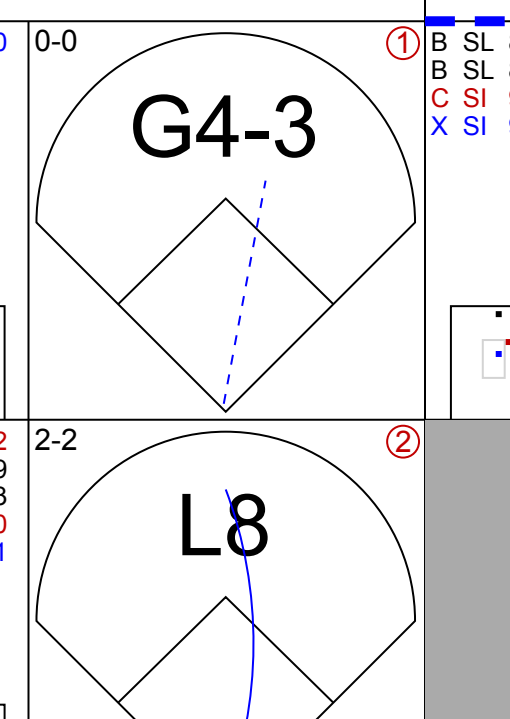
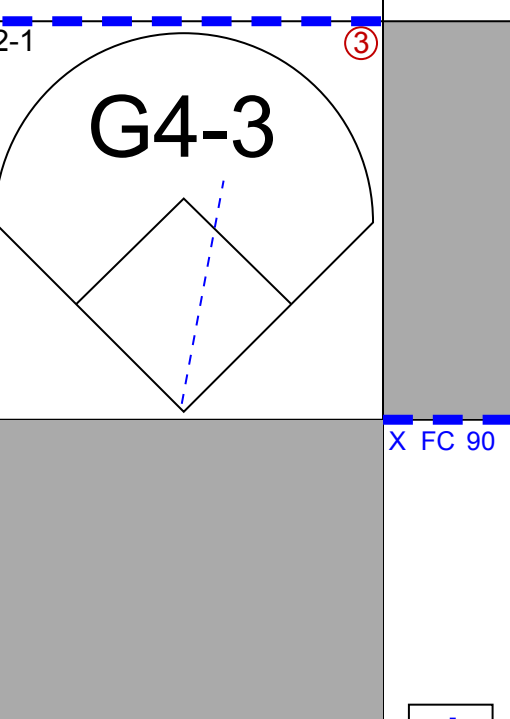
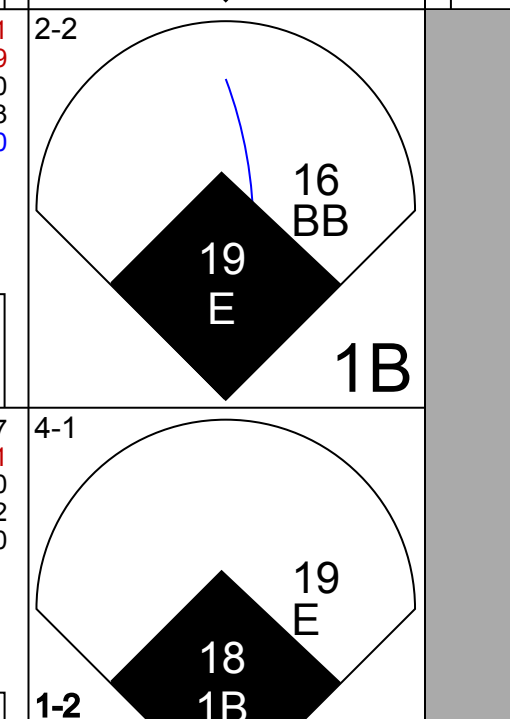
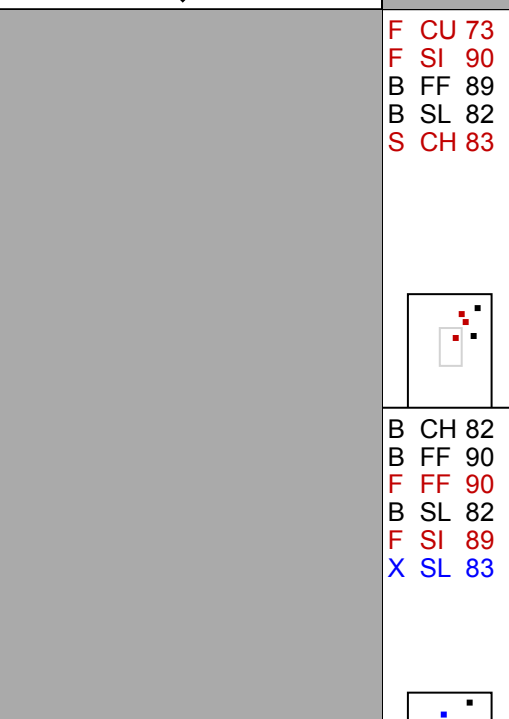
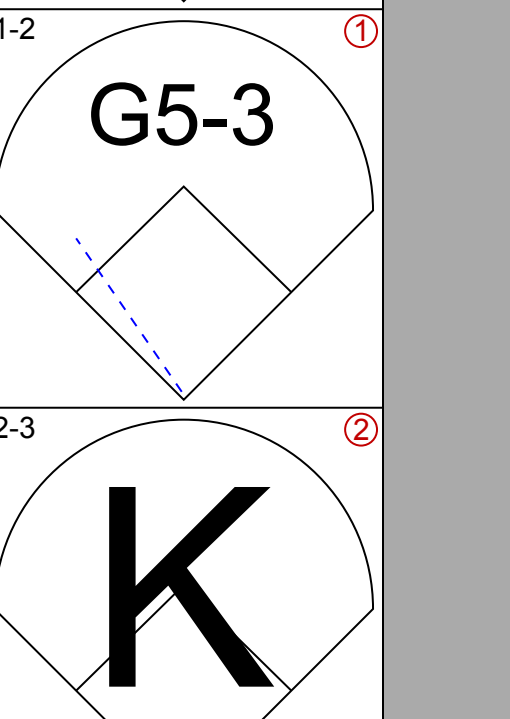
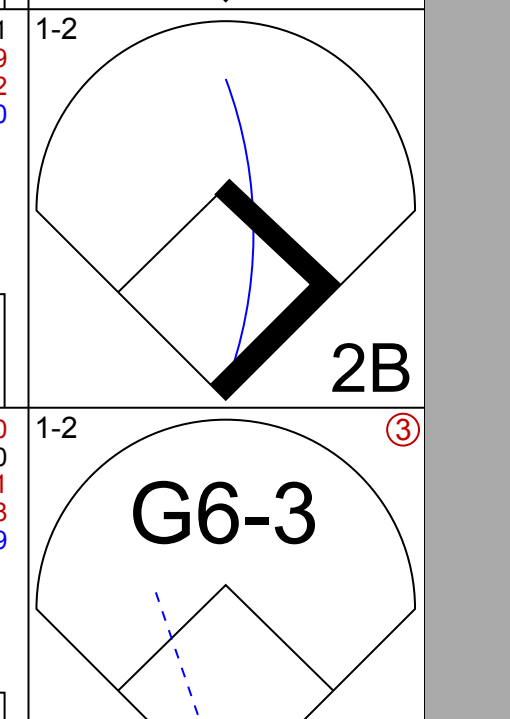
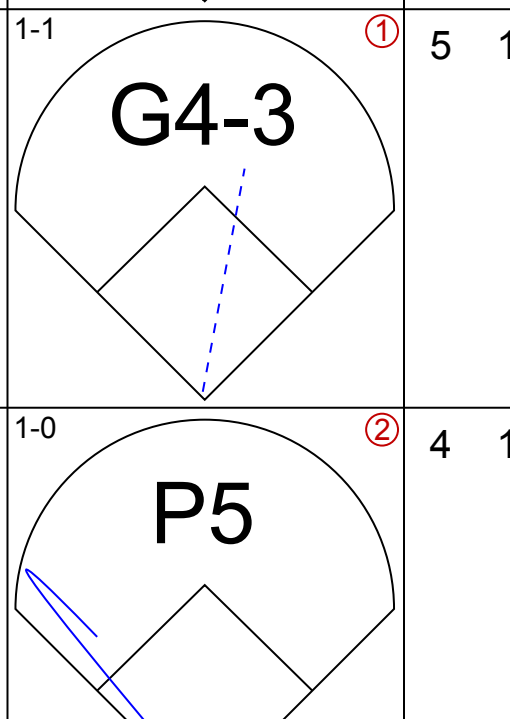
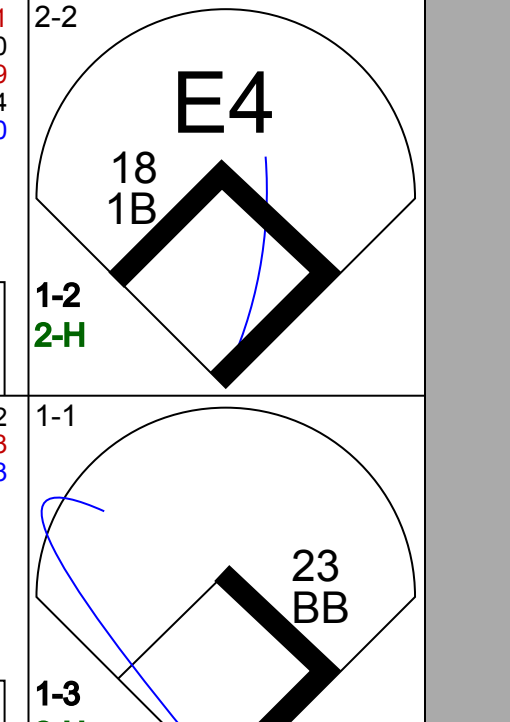
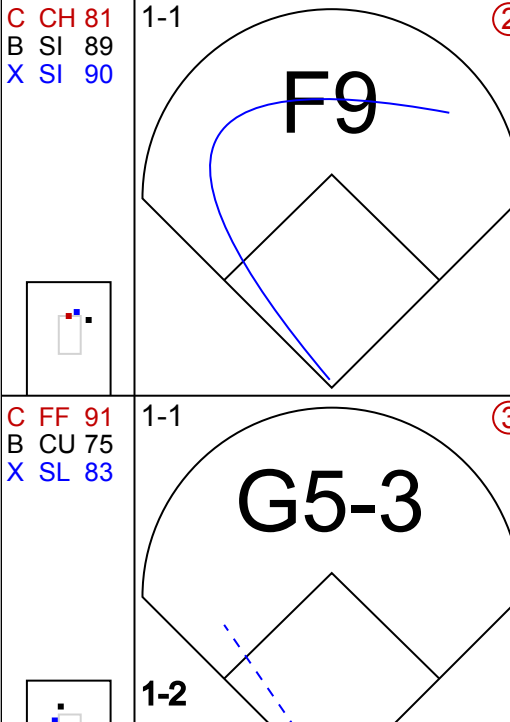
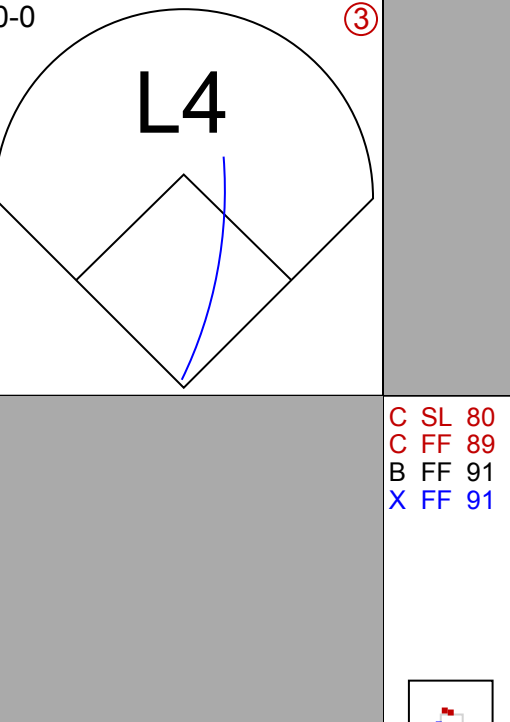
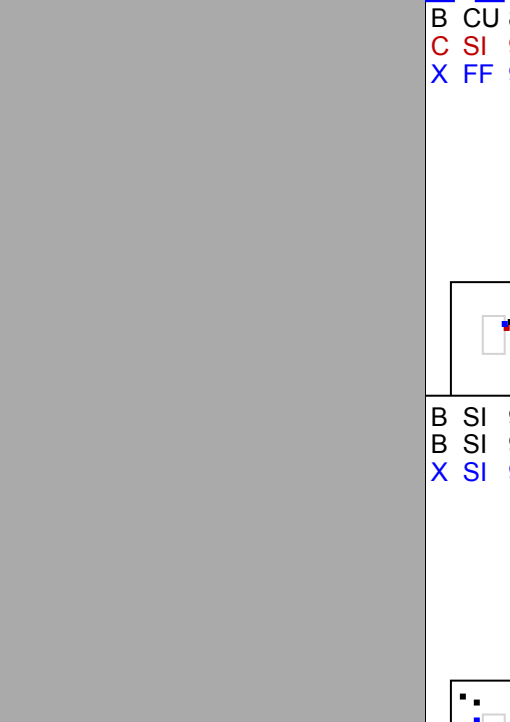
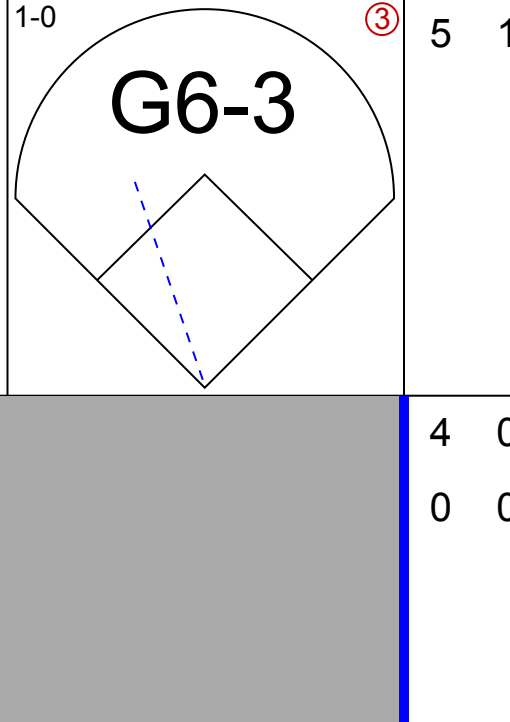
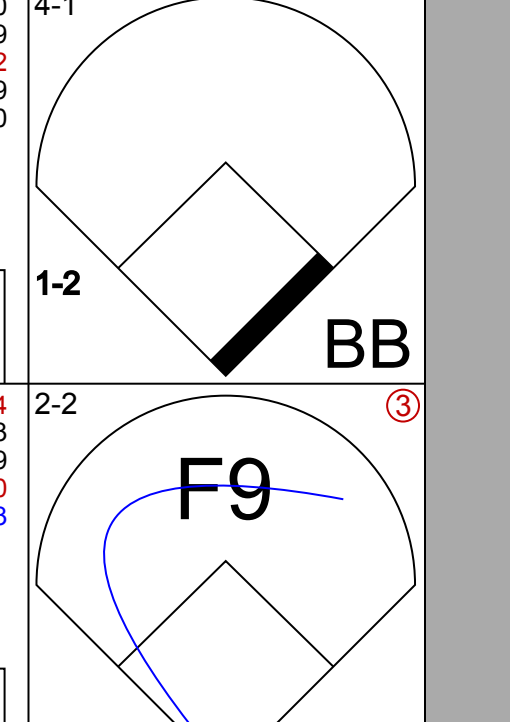

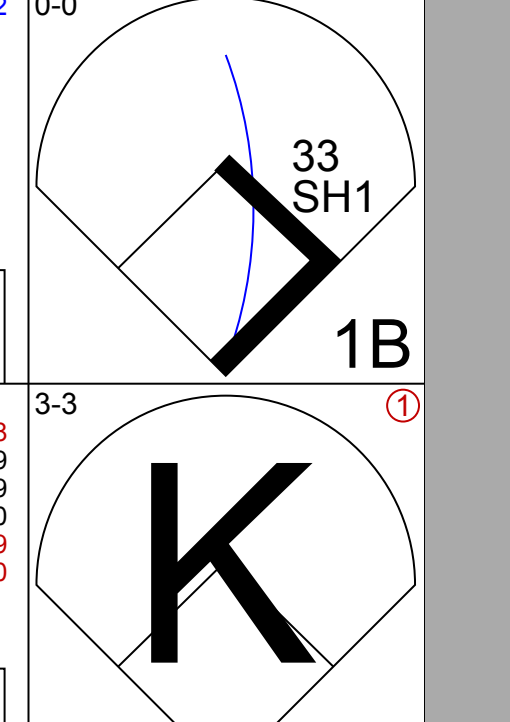



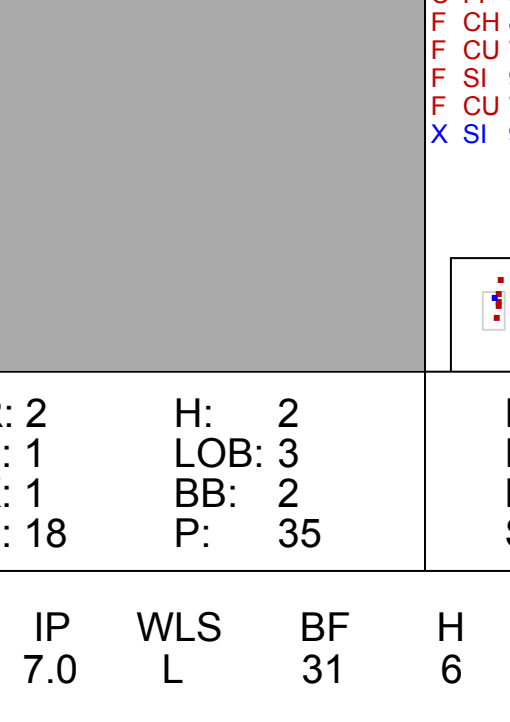
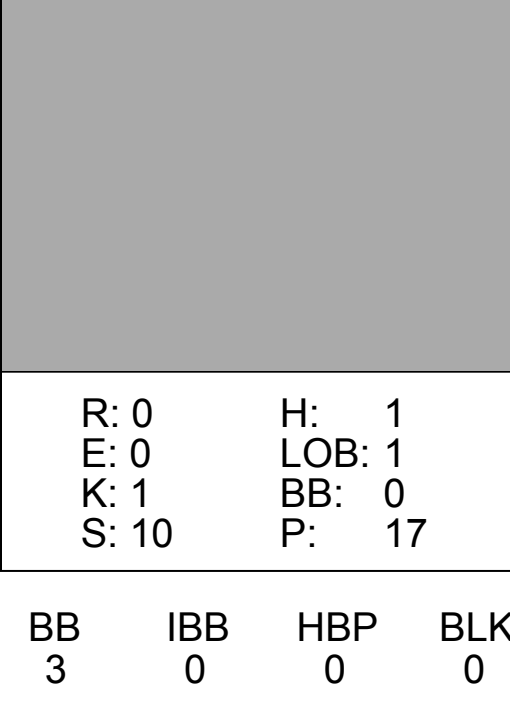
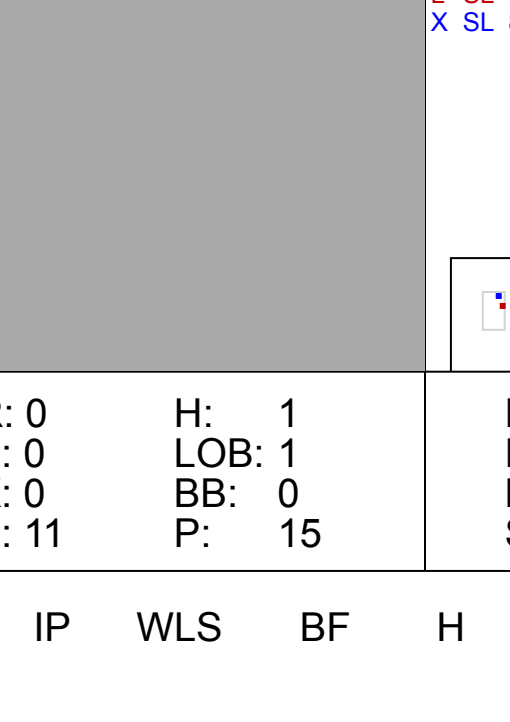
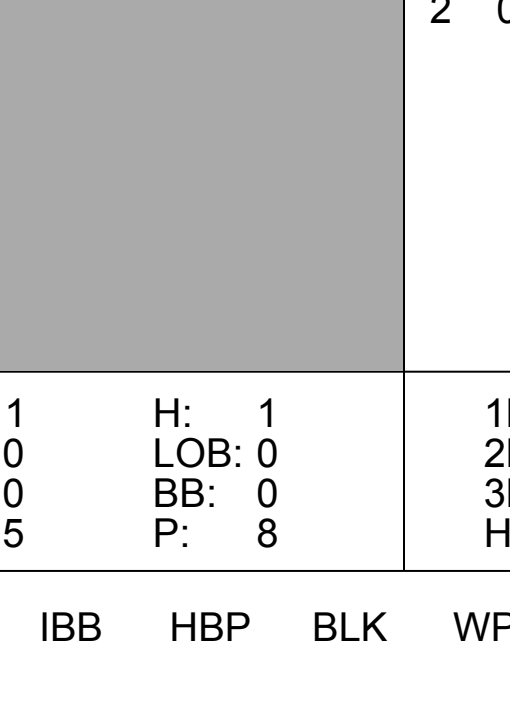
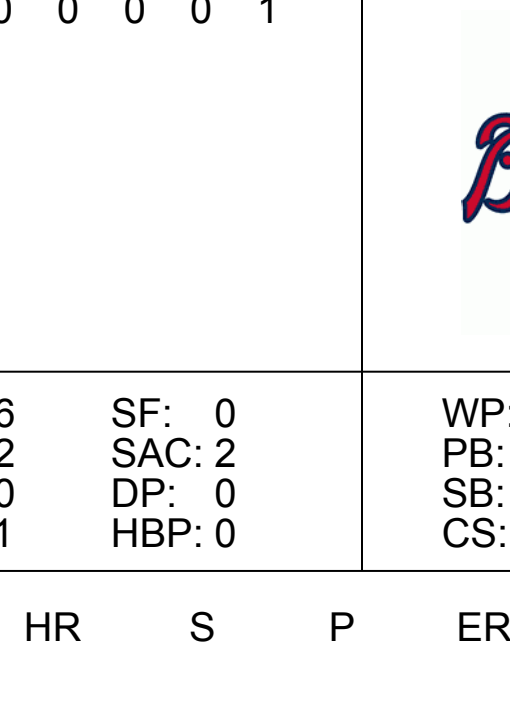
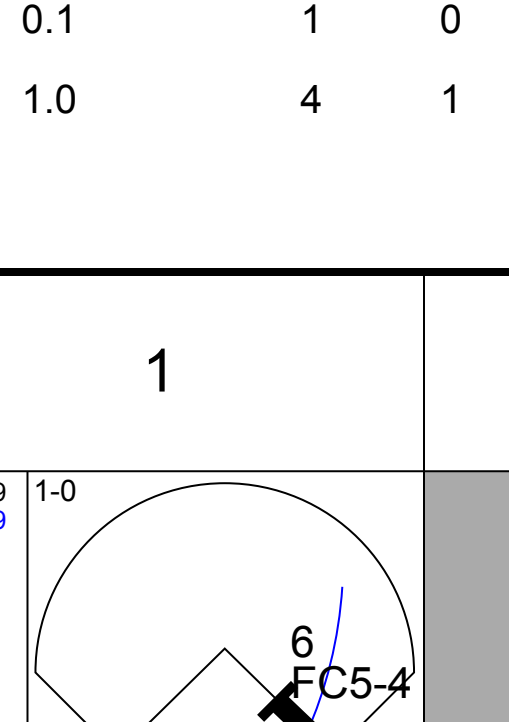
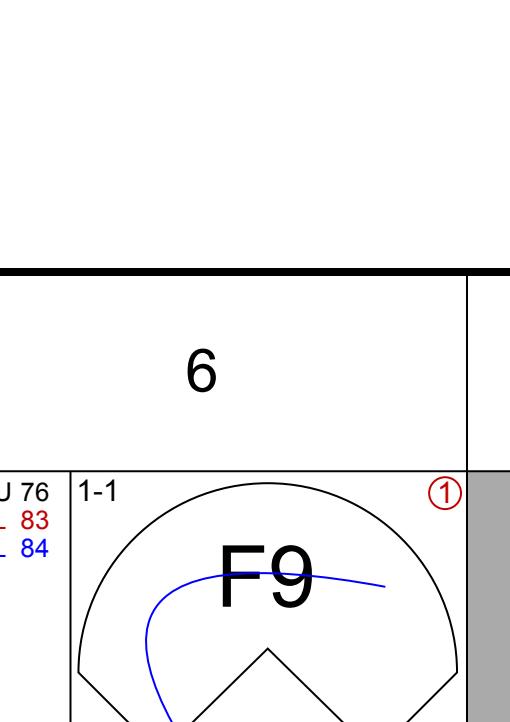
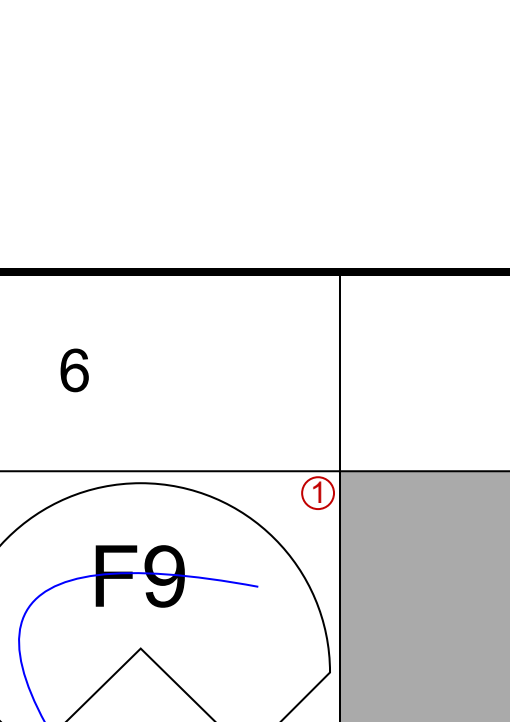
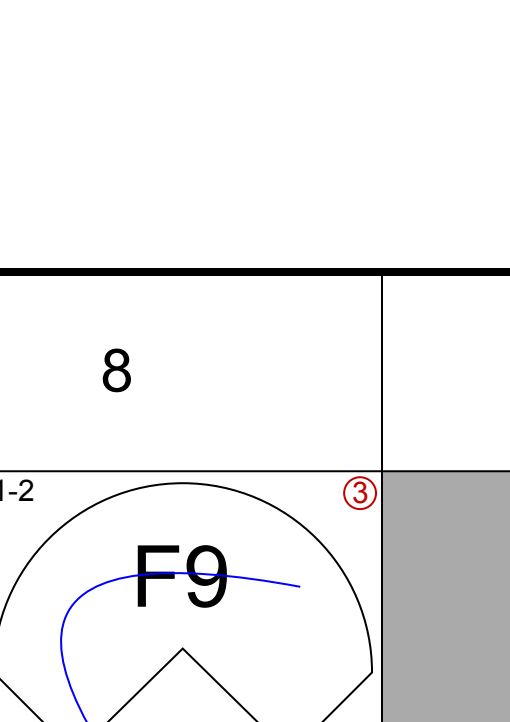
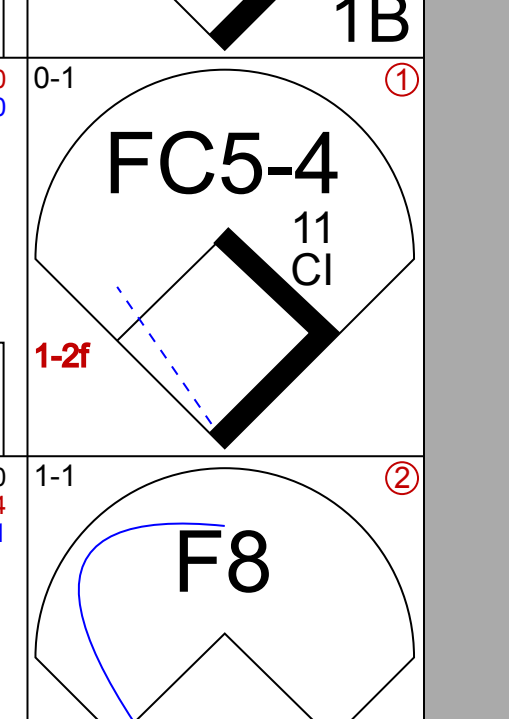

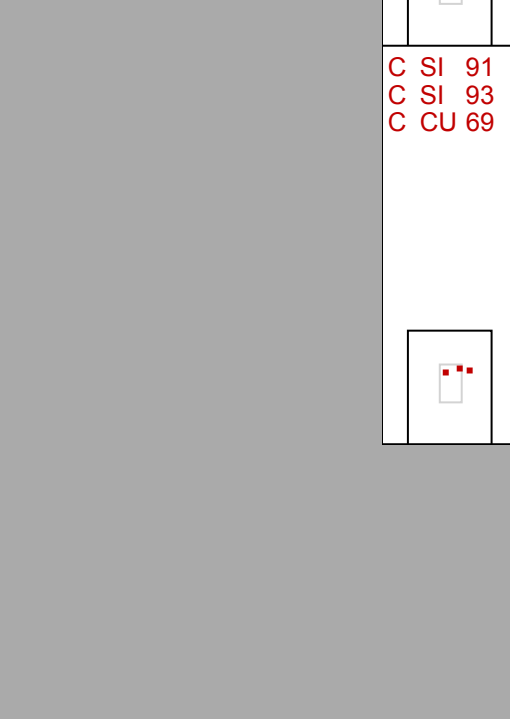
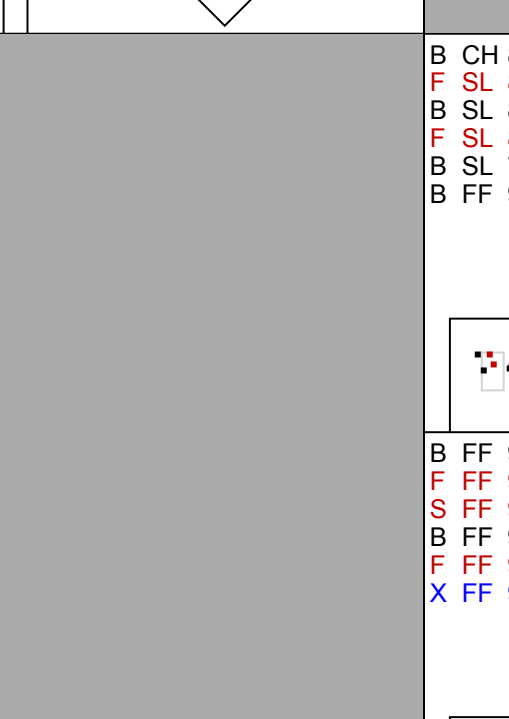


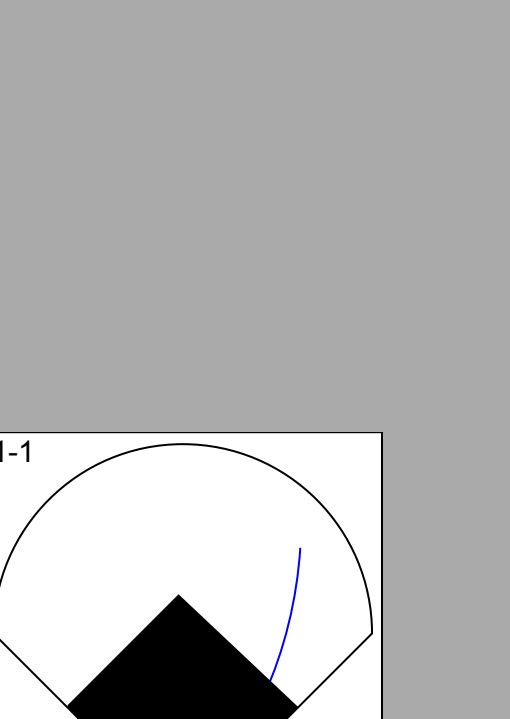
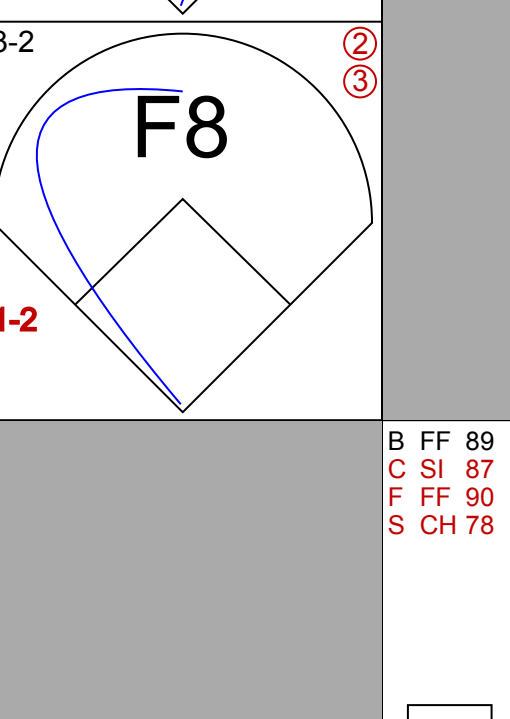
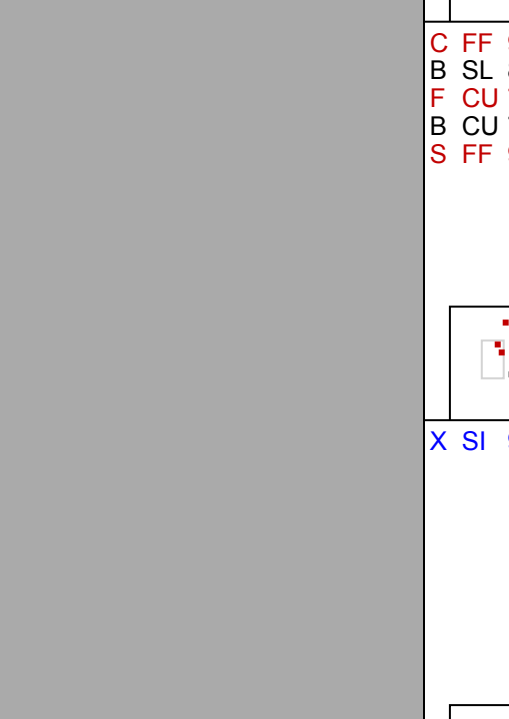

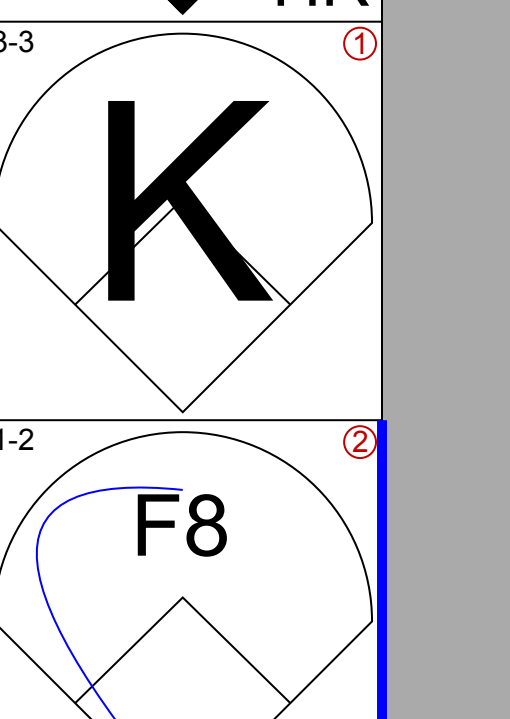


Batter	1	2	3	4	5	6	7	8	9	AB	R	H	RBI	BB	SO	LOB	BOTTOM	
24 Nate McLouth, L OBP: 0.358, SLG: 0.452										4	0	0	0	0	1	1		
14 Martin Prado, R OBP: 0.345, SLG: 0.448										4	1	1	0	0	1	1		
10 Chipper Jones, S OBP: 0.391, SLG: 0.436										4	0	2	0	0	1	1		
23 Matt Diaz, R OBP: 0.394, SLG: 0.494										4	0	1	1	0	2	2		
18 Garret Anderson, L OBP: 0.309, SLG: 0.411										4	0	0	0	0	1	2		
4 Omar Infante, R OBP: 0.356, SLG: 0.376										3	0	0	0	1	1	0		
8 David Ross, R OBP: 0.371, SLG: 0.504										3	0	2	0	0	1	2		
2 Kelly Johnson, L OBP: 0.301, SLG: 0.388										1	0	0	0	0	0	0		
7 Brooks Conrad, S OBP: 0.294, SLG: 0.468										3	1	0	0	1	2	2		
48 Tommy Hanson, R OBP: 0.261, SLG: 0.261										1	0	0	0	0	0	1		
25 Ryan Church, L OBP: 0.285, SLG: 0.366										1	0	0	0	0	1	0		
54 Kris Medlen, S OBP: 0.336, SLG: 0.395										0	0	0	0	0	0	0		
36 Boone Logan, R OBP: 0.329, SLG: 0.399										0	0	0	0	0	0	0		
20 Greg Norton, S OBP: 0.292, SLG: 0.366										0	0	0	0	0	0	0		
34 Eric O'Flaherty, L OBP: 0.292, SLG: 0.366										0	0	0	0	0	0	0		
16 Brian McCann, L OBP: 0.326, SLG: 0.526										1	0	1	1	0	0	0		
Inning Stats	R: 1 E: 1 K: 0 S: 9	H: 2 LOB: 1 BB: 0 P: 12	R: 0 E: 0 K: 1 S: 9	H: 1 LOB: 1 BB: 0 P: 12	R: 0 E: 0 K: 1 S: 11	H: 1 LOB: 1 BB: 0 P: 16	R: 0 E: 0 K: 2 S: 9	H: 1 LOB: 2 BB: 1 P: 15	R: 0 E: 0 K: 1 S: 7	H: 0 LOB: 0 BB: 0 P: 12	R: 0 E: 0 K: 3 S: 9	H: 0 LOB: 0 BB: 0 P: 15	R: 0 E: 0 K: 2 S: 10	H: 1 LOB: 1 BB: 1 P: 18	1B: 5 2B: 2 3B: 0 HR: 0	SF: 0 SAC: 0 DP: 0 HBP: 1	WP: 0 PB: 0 SB: 0 CS: 0	PA: 37
PITCHER	IP: 4.0 WLS: W BF: 17	H: 5 R: 1 ER: 1 SO: 2	BB: 0 IBB: 0 HBP: 0 BLK: 0	WP: 0 HR: 0 S: 38 P: 52	ERA: 2.25 WHIP: 1.250	IP: 2.0 WLS: S BF: 5	H: 1 R: 1 ER: 1 SO: 2	BB: 1 IBB: 0 HBP: 0 BLK: 0	WP: 0 HR: 0 S: 10 P: 18	ERA: 9.00 WHIP: 2.000								

Philadelphia Phillies @ Atlanta Braves
Turner Field, Atlanta, GA
Sun Sep 20 2009, 1:30 PM EDT
Att: 29,452 - Overcast - 76 F

AB	34
R	2
H	7
RBI	2
BB	2
SO	11
LOB	12

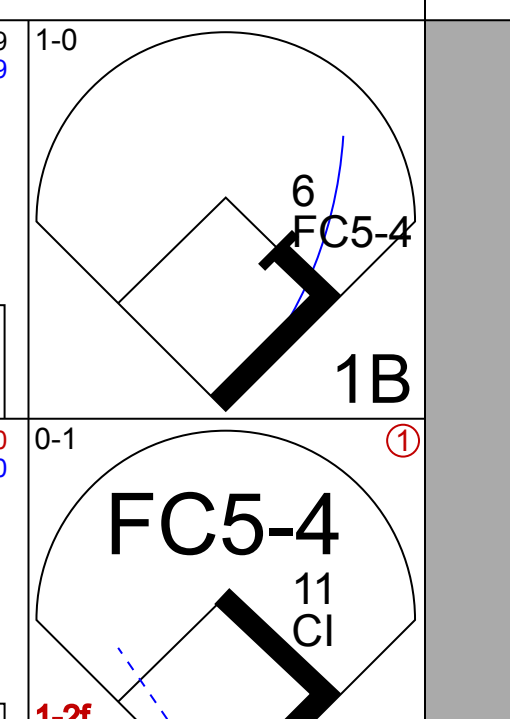
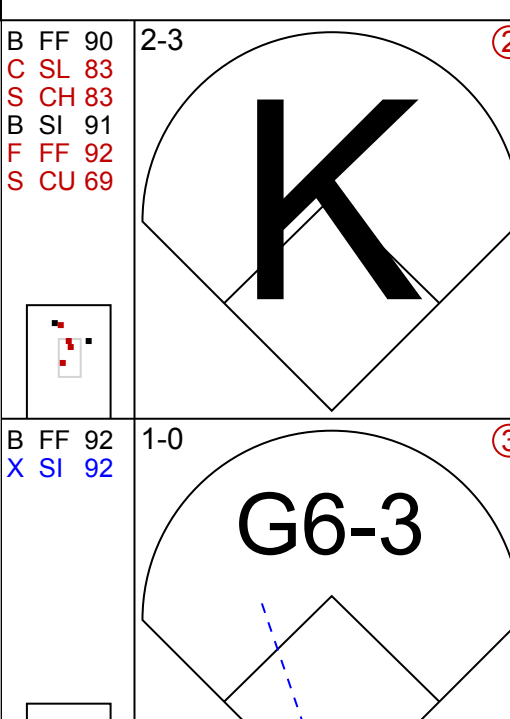
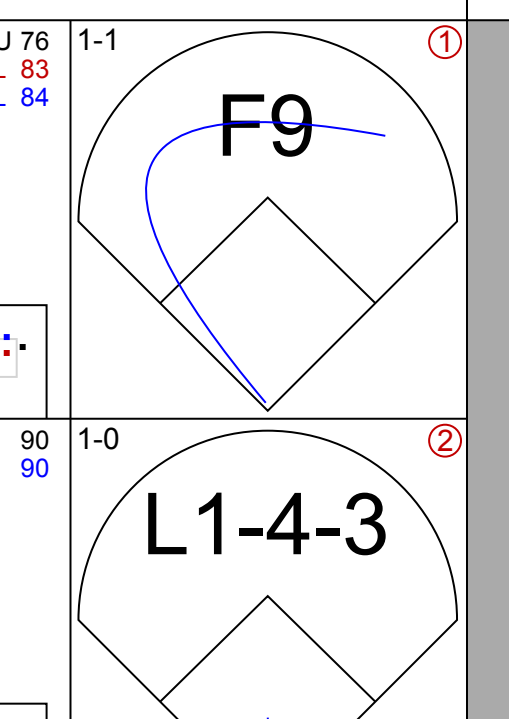
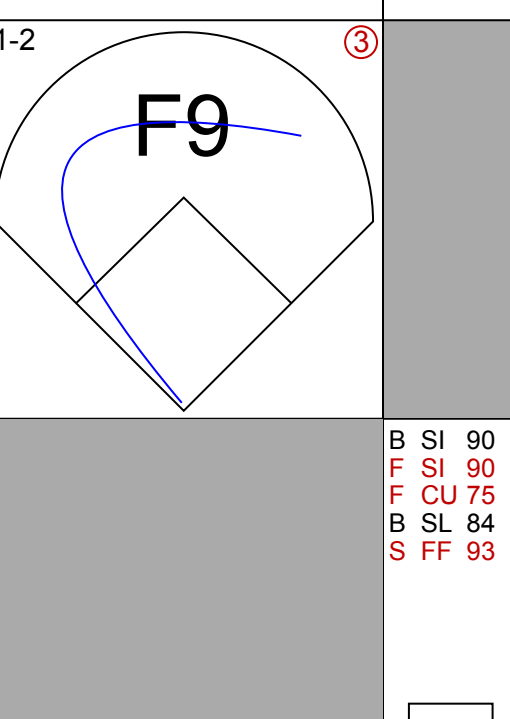
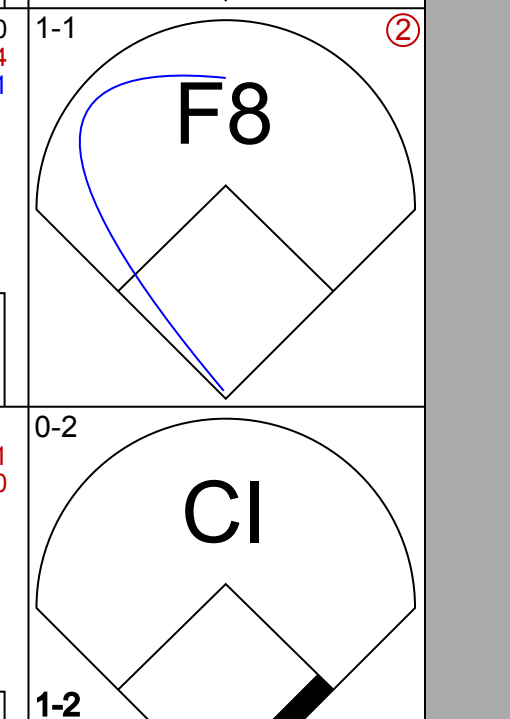

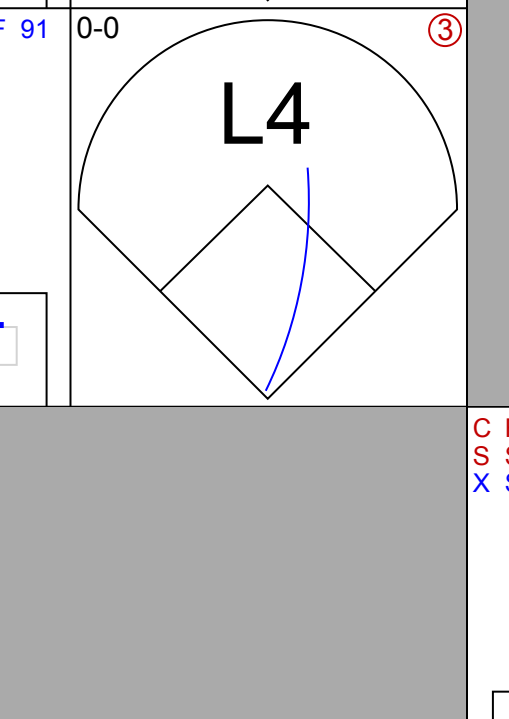
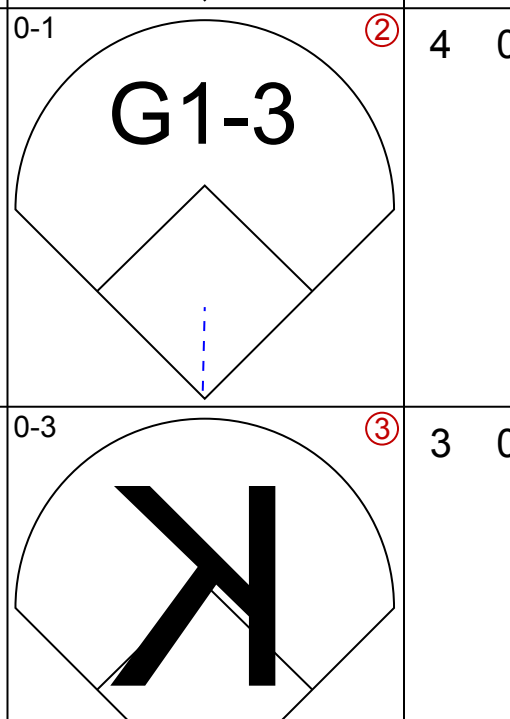
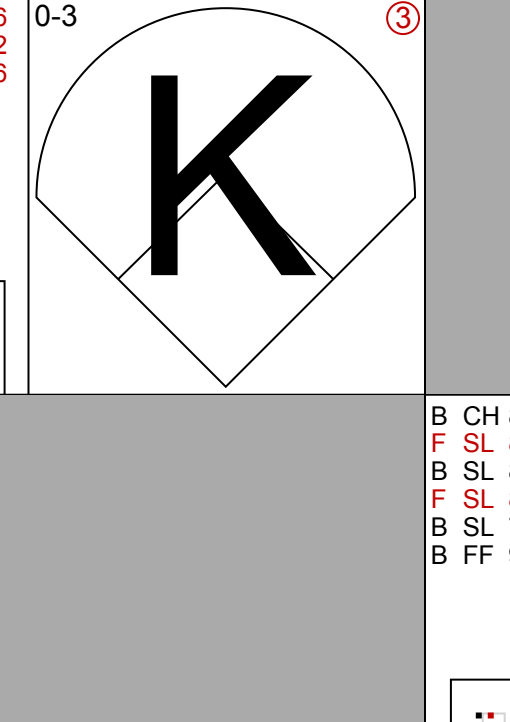
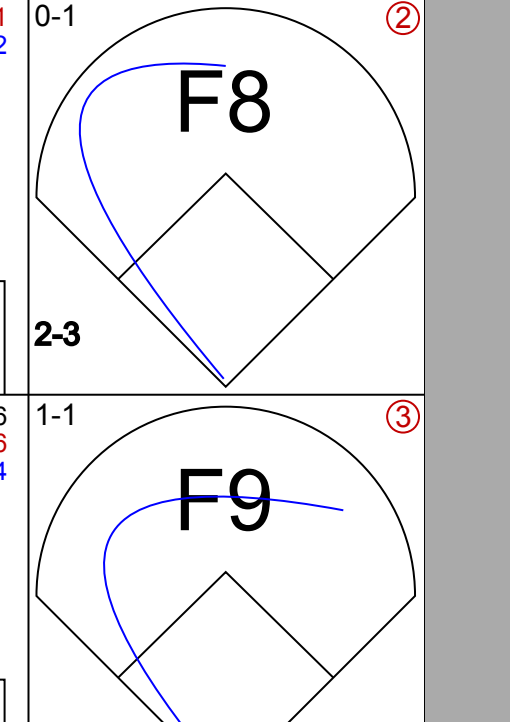


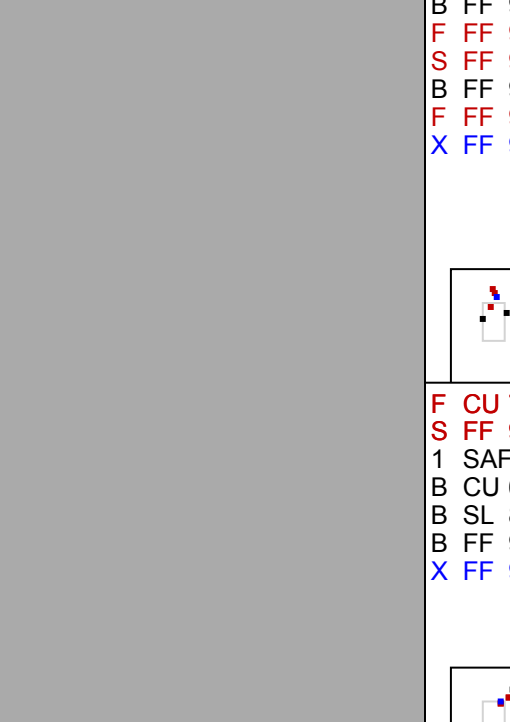
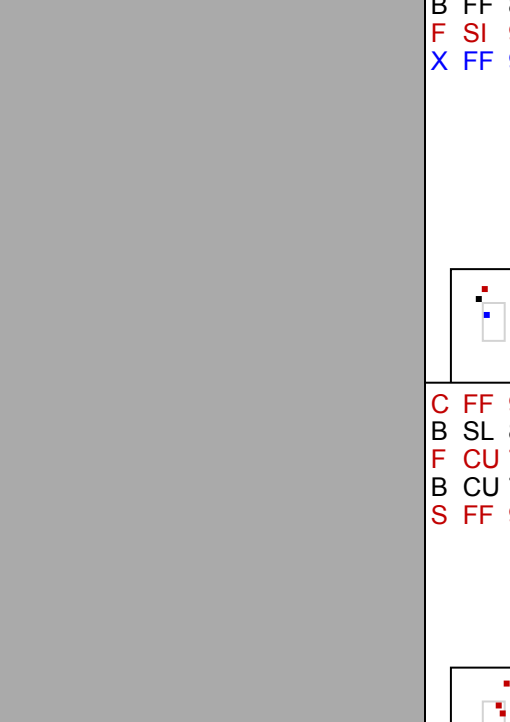
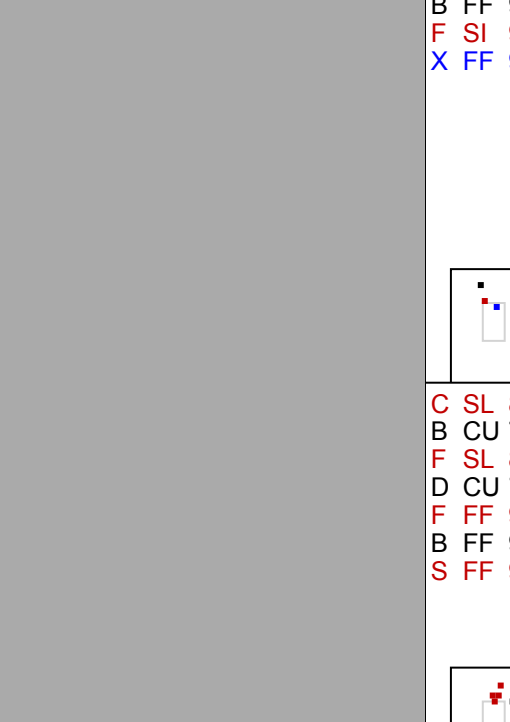

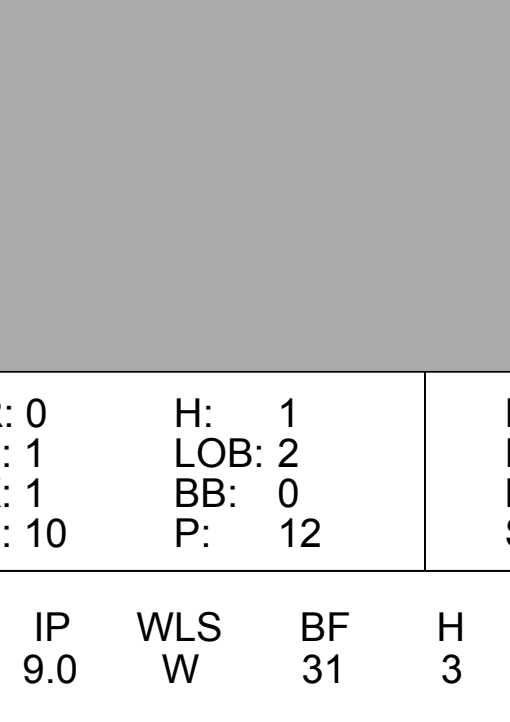
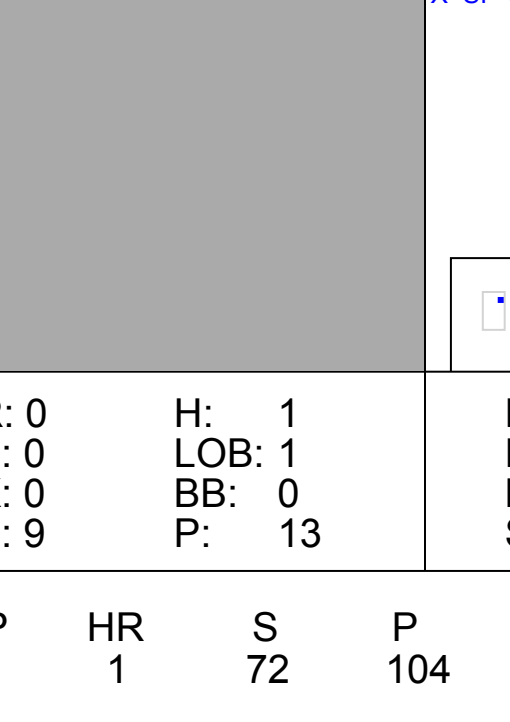
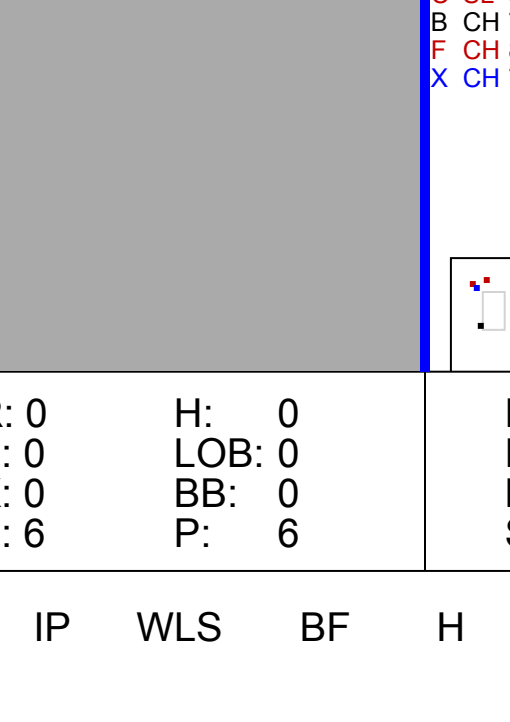





Batter	1	2	3	4	5	6	7	8	9	AB	R	H	RBI	BB	SO	LOB	TOP
24 Nate McLouth, L OBP: 0.352, SLG: 0.442										5	0	0	0	0	2	3	
14 Martin Prado, R OBP: 0.350, SLG: 0.465										5	1	2	1	0	0	0	
10 Chipper Jones, S OBP: 0.371, SLG: 0.438										5	1	2	0	0	1	1	
16 Brian McCann, L OBP: 0.348, SLG: 0.495										4	1	1	0	1	1	2	
19 Yunel Escobar, R OBP: 0.376, SLG: 0.438										5	1	1	0	0	0	3	
18 Garrett Anderson, L OBP: 0.308, SLG: 0.412										4	0	1	1	0	0	2	
30 Reid Gorecki, R OBP: 0.231, SLG: 0.208										0	0	0	0	0	0	0	
23 Matt Diaz, R OBP: 0.398, SLG: 0.497										2	0	2	1	2	0	0	
22 Adam LaRoche, L OBP: 0.359, SLG: 0.502										3	0	0	0	1	2	5	
33 Javier Vazquez, R OBP: 0.217, SLG: 0.227										2	0	0	0	0	0	1	
Inning Stats	R: 2 H: 2 E: 1 K: 1 S: 18	H: 2 LOB: 3 BB: 2 P: 35	R: 0 H: 0 E: 0 K: 0 S: 9	H: 1 LOB: 1 BB: 0 P: 17	R: 0 H: 1 E: 0 K: 1 S: 10	H: 1 LOB: 1 BB: 0 P: 14	R: 0 H: 0 E: 0 K: 1 S: 10	H: 0 LOB: 1 BB: 1 P: 17	R: 0 H: 1 E: 0 K: 0 S: 11	H: 2 LOB: 2 BB: 1 P: 17	R: 1 H: 2 E: 0 K: 0 S: 8	H: 1 LOB: 0 BB: 0 P: 8	1B: 6 2B: 2 3B: 0 HR: 1	SF: 0 SAC: 2 DP: 0 HBP: 0	WP: 0 PB: 0 SB: 2 CS: 0	PA: 41	
PITCHER	IP: 7.0 WLS: L BF: 31 ERA: 3.93	WLS: L BF: 2 ERA: 4.95	H: 6 R: 2 ER: 0 SO: 6 BB: 3 IBB: 0 HBP: 0 BLK: 0 WP: 0 HR: 0 S: 77 P: 122 ERA: 0.00 WHIP: 1.286	H: 2 R: 1 ER: 0 SO: 0 BB: 1 IBB: 0 HBP: 0 BLK: 0 WP: 0 HR: 2 S: 6 P: 13 ERA: 0.00 WHIP: 3.000	H: 1 R: 0 ER: 0 SO: 0 BB: 0 IBB: 0 HBP: 0 BLK: 0 WP: 0 HR: 1 S: 5 P: 8 ERA: 9.00 WHIP: 1.000												

Atlanta Braves @ Washington Nationals
Nationals Park, Washington, DC
Fri Sep 25 2009, 7:05 PM EDT
Att: 28,276 - Cloudy - 71 F

AB 35
R 4
H 9
RBI 3
BB 4
SO 6
LOB 17



Batter	1	2	3	4	5	6	7	8	9	AB	R	H	RBI	BB	SO	LOB	BOTTOM	
22 Willie Harris, L OBP: 0.361, SLG: 0.385										4	0	1	0	0	1	0		
6 Ian Desmond, R OBP: 0.333, SLG: 0.467										4	0	0	0	0	1	1		
44 Adam Dunn, L OBP: 0.406, SLG: 0.547										4	0	0	0	0	0	1		
11 Ryan Zimmerman, R OBP: 0.361, SLG: 0.516										3	0	1	0	0	1	0		
16 Josh Willingham, R OBP: 0.378, SLG: 0.515										3	0	0	0	0	1	3		
24 Pete Orr, L OBP: 0.305, SLG: 0.415										2	0	0	0	1	0	1		
7 Josh Bard, S OBP: 0.288, SLG: 0.367										3	1	1	1	0	0	1		
30 Justin Maxwell, R OBP: 0.312, SLG: 0.353										3	0	0	0	0	2	1		
31 John Lannan, L OBP: 0.172, SLG: 0.161										2	0	0	0	0	1	0		
42 Jason Bergmann, R OBP: 0.306, SLG: 0.389										0	0	0	0	0	0	0		
41 Ron Villone, L OBP: 0.306, SLG: 0.389										0	0	0	0	0	0	0		
15 Cristian Guzman, S OBP: 0.306, SLG: 0.389										0	0	0	0	0	0	0		
52 Saul Rivera, S OBP: 0.300, SLG: 0.333										0	0	0	0	0	0	0		
Inning Stats	R: 0 H: 1 E: 1 K: 1 S: 10	H: 0 LOB: 2 BB: 0 P: 12	R: 0 H: 0 E: 0 K: 0 S: 9	H: 0 LOB: 0 BB: 1 P: 18	R: 0 H: 0 E: 0 K: 2 S: 8	H: 1 LOB: 1 BB: 0 P: 13	R: 0 H: 0 E: 0 K: 0 S: 6	H: 0 LOB: 0 BB: 0 P: 6	R: 0 H: 0 E: 0 K: 0 S: 6	H: 0 LOB: 0 BB: 0 P: 6	R: 1 H: 1 E: 0 K: 1 S: 12	H: 1 LOB: 0 BB: 0 P: 18	R: 0 H: 0 E: 0 K: 2 S: 8	H: 0 LOB: 0 BB: 0 P: 10	1B: 1 2B: 1 3B: 0 HR: 1	SF: 0 SAC: 0 DP: 0 HBP: 0	WP: 0 PB: 0 SB: 0 CS: 1	PA: 31
PITCHER	IP: 9.0 WLS: W BF: 31 ERA: 2.83		H: 3 R: 1 ER: 1 SO: 7 BB: 1 IBB: 0 HBP: 0 BLK: 0 WP: 0 HR: 1 S: 72 P: 104 ERA: 1.00 WHIP: 0.444															

Atlanta Braves @ Washington Nationals
Nationals Park, Washington, DC
Fri Sep 25 2009, 7:05 PM EDT
Att: 28,276 - Cloudy - 71 F

AB 29
R 1
H 3
RBI 1
BB 1
SO 7
LOB 8




Batter	1	2	3	4	5	6	7	8	9	AB	R	H	RBI	BB	SO	LOB	TOP					
24 Nate McLouth, L OBP: 0.350, SLG: 0.439	G5-3	G4-3		K		P6			14 SH1-4 10 2B	5	1	1	0	0	1	0	Atlanta Braves @ Washington Nationals Nationals Park, Washington, DC Sat Sep 26 2009, 1:05 PM EDT Att: 29,058 - Overcast - 64 F					
14 Martin Prado, R OBP: 0.354, SLG: 0.467	16 1B 19 1B	10 E 2B		10 G1-3 18 2B		G5-3			SH1-4	2	3	1	0	2	0	0						
10 Chipper Jones, S OBP: 0.391, SLG: 0.439	16 1B	E9		G1-3		F9			16 HR	5	2	2	1	0	0	1						
16 Brian McCann, L OBP: 0.350, SLG: 0.501	19 1B 23 1B	L8		18 2B		P5			HR	4	2	2	2	1	0	1						
18 Garret Anderson, L OBP: 0.309, SLG: 0.414	K	P6				F9			19 2B	5	0	2	1	0	1	4						
30 Reid Gorecki, R OBP: 0.231, SLG: 0.208	K	P6				F9			19 2B	0	1	0	0	0	0	0						
19 Yunel Escobar, R OBP: 0.377, SLG: 0.440	23 1B 23 E			K		G5-3			22 E	5	2	2	3	0	1	2						
22 Adam LaRoche, L OBP: 0.363, SLG: 0.505	23 E IBB			G2-3		G2-3			E9	3	0	2	1	2	0	0						
23 Matt Diaz, R OBP: 0.395, SLG: 0.493	E5 48 FC4-6			G3		K			G6-4-3	5	0	1	1	0	1	4						
48 Tommy Hanson, R 2 Kelly Johnson, L 51 Michael Gonzalez, R 20 Greg Norton, S 34 Eric O'Flaherty, L Rafael Soriano, R	FC4-6			K		G1-3			F7	3	0	0	0	0	1	3						
Inning Stats	R: 4 H: 4 E: 1 K: 1 S: 17	H: 4 LOB: 2 BB: 2 P: 30	R: 1 H: 1 E: 1 K: 0 S: 9	LOB: 1 BB: 0 P: 11	R: 0 H: 1 E: 0 K: 1 S: 7	H: 1 LOB: 2 BB: 0 P: 9	R: 1 H: 1 E: 0 K: 2 S: 16	H: 1 LOB: 2 BB: 2 P: 30	R: 0 H: 0 E: 0 K: 0 S: 5	H: 0 LOB: 0 BB: 0 P: 7	R: 0 H: 0 E: 0 K: 0 S: 5	H: 0 LOB: 0 BB: 0 P: 9	R: 0 H: 0 E: 0 K: 0 S: 10	H: 0 LOB: 0 BB: 1 P: 17	R: 5 H: 6 E: 1 K: 0 S: 15	H: 6 LOB: 2 BB: 0 P: 26	1B: 7 2B: 5 HR: 1	SF: 0 SAC: 1 HBP: 0	WP: 1 PB: 0 CS: 0	PA: 45		
PITCHER	IP WLS BF H R ER SO BB IBB HBP BLK WP HR S P ERA WHIP																					
49 Garrett Mock, R ERA: 5.91	5.0 L 27 7 6 4 5 3 1 0 0 0 1 0 55 87 7.20 2.000																					
56 Zack Segovia, R ERA: 6.75	3.0 9 0 0 0 0 1 0 0 0 0 0 0 22 33 0.00 0.333																					
54 Mike MacDougal, R ERA: 4.14	0.1 3 2 2 2 0 0 0 0 0 0 0 0 6 11 54.00 6.000																					
41 Ron Villone, L ERA: 4.74	0.0 2 2 1 1 0 0 0 0 0 0 0 1 2 6 ∞ ∞																					
26 Logan Kensing, R ERA: 9.74	0.2 4 2 2 2 0 0 0 0 0 0 0 0 7 9 27.00 3.000																					
Batter	1	2	3	4	5	6	7	8	9	AB	R	H	RBI	BB	SO	LOB	BOTTOM					
22 Willie Harris, L OBP: 0.360, SLG: 0.385	G3-1				B1					3	0	1	1	0	0	0	Atlanta Braves @ Washington Nationals Nationals Park, Washington, DC Sat Sep 26 2009, 1:05 PM EDT Att: 29,058 - Overcast - 64 F					
30 Justin Maxwell, R OBP: 0.321, SLG: 0.353										0	0	0	0	1	0	0						
24 Pate Orr, L OBP: 0.294, SLG: 0.329	K				L4					3	0	0	0	0	1	1						
11 Ryan Zimmerman, R OBP: 0.341, SLG: 0.515	K									1	0	0	0	0	0	1						
54 Mike MacDougal, S OBP: 0.285, SLG: 0.315	K									0	0	0	0	0	0	0						
41 Ron Villone, L OBP: 0.285, SLG: 0.315	K									0	0	0	0	0	0	0						
26 Logan Kensing, R OBP: 0.375, SLG: 0.510	F8									4	0	0	0	0	2	1						
44 Adam Dunn, L OBP: 0.403, SLG: 0.543	G6-3				K					4	0	0	0	0	3	0						
34 Elijah Dukes, R OBP: 0.339, SLG: 0.409	K				G6-3					4	1	1	0	0	1	0						
7 Josh Bard, S OBP: 0.291, SLG: 0.366	P6									3	1	1	0	1	1	0						
12 Alberto Gonzalez, R OBP: 0.297, SLG: 0.356	F9									4	1	2	0	0	0	0						
6 Ian Desmond, R OBP: 0.327, SLG: 0.458					P4					3	1	1	1	0	1	2						
49 Garrett Mock, S OBP: 0.095, SLG: 0.095										0	0	0	0	0	0	0						
28 Michael Morse, R OBP: 0.286, SLG: 0.444	SH3-4									3	1	1	3	0	2	2						
Inning Stats	R: 0 H: 0 E: 0 K: 1 S: 8	H: 0 LOB: 0 BB: 0 P: 13	R: 0 H: 0 E: 0 K: 1 S: 11	H: 0 LOB: 0 BB: 0 P: 16	R: 1 H: 2 E: 0 K: 0 S: 10	H: 2 LOB: 1 BB: 0 P: 12	R: 0 H: 0 E: 0 K: 1 S: 6	H: 0 LOB: 0 BB: 0 P: 8	R: 3 H: 2 E: 0 K: 0 S: 14	H: 2 LOB: 0 BB: 1 P: 26	R: 0 H: 0 E: 0 K: 2 S: 8	H: 0 LOB: 0 BB: 0 P: 12	R: 0 H: 0 E: 0 K: 2 S: 8	H: 0 LOB: 1 BB: 1 P: 10	R: 0 H: 0 E: 0 K: 2 S: 10	H: 0 LOB: 1 BB: 1 P: 18	R: 1 H: 3 E: 0 K: 2 S: 15	H: 3 LOB: 2 BB: 0 P: 21	1B: 6 2B: 0 HR: 1	SF: 1 SAC: 1 HBP: 0	WP: 0 PB: 0 CS: 0	PA: 36
PITCHER	IP WLS BF H R ER SO BB IBB HBP BLK WP HR S P ERA WHIP																					
48 Tommy Hanson, R ERA: 2.96	7.0 W 26 4 4 4 7 1 0 0 0 0 0 0 65 97 5.14 0.714																					
51 Michael Gonzalez, L ERA: 2.52	1.0 H 4 0 0 0 2 1 0 0 0 0 0 0 10 18 0.00 1.000																					
34 Eric O'Flaherty, L ERA: 3.16	0.2 5 3 1 1 1 0 0 0 0 0 0 0 12 17 13.50 4.500																					
Rafael Soriano, R ERA: 3.06	0.1 1 0 0 0 1 0 0 0 0 0 0 0 3 4 0.00 0.000																					
Braves																						
Washington Nationals																						


Batter	1	2	3	4	5	6	7	8	9	AB	R	H	RBI	BB	SO	LOB	TOP					
8 Chris Coghlan, L (1,7) OBP: 0.385, SLG: 0.450										4	0	2	0	0	0	2	Florida Marlins @ Atlanta Braves Turner Field, Atlanta, GA Mon Sep 28 2009, 7:00 PM EDT Att: 25,046 - Clear - 77 F					
24 Cameron Maybin, R (1,8) OBP: 0.398, SLG: 0.373										2	0	0	0	1	1	0						
2 Hanley Ramirez, R (1,6) OBP: 0.412, SLG: 0.549										3	0	0	0	1	1	3						
3 Jorge Cantu, R (1,5) OBP: 0.344, SLG: 0.442										4	0	0	0	0	1	4						
7 Ross Gload, L (1,3) OBP: 0.337, SLG: 0.399										4	0	0	0	0	2							
6 Dan Uggla, R (1,4) OBP: 0.350, SLG: 0.453										4	0	1	0	0	1	1						
21 John Baker, L (1,2) OBP: 0.350, SLG: 0.413										4	0	2	0	0	0	0						
25 Brett Carroll, R (1,9) OBP: 0.333, SLG: 0.438										3	0	0	0	0	4							
19 Anibal Sánchez, R (1,1)										2	0	0	0	0	2							
37 Renyel Pinto, L (6,1)										0	0	0	0	0	0							
27 Jeremy Hermida, L (7,PH) OBP: 0.348, SLG: 0.392										1	0	0	0	1	2							
53 Dan Meyer, R (7,1)										0	0	0	0	0	0							
40 Kiko Calero, R (8,1)										0	0	0	0	0	0							
Inning Stats	R: 0 E: 0 K: 1 S: 8	H: 1 LOB: 1 BB: 0 P: 10	R: 0 E: 1 K: 0 S: 8	H: 1 LOB: 2 BB: 0 P: 13	R: 0 E: 0 K: 0 S: 4	H: 0 LOB: 0 BB: 0 P: 9	R: 0 E: 0 K: 0 S: 4	H: 0 LOB: 0 BB: 0 P: 6	R: 0 E: 0 K: 1 S: 5	H: 0 LOB: 0 BB: 0 P: 8	R: 0 E: 0 K: 1 S: 11	H: 1 LOB: 2 BB: 1 P: 24	R: 0 E: 0 K: 1 S: 15	H: 2 LOB: 2 BB: 0 P: 22	R: 0 E: 0 K: 1 S: 7	H: 0 LOB: 0 BB: 0 P: 14	R: 0 E: 0 K: 1 S: 7	H: 0 LOB: 0 BB: 0 P: 11	1B: 4 2B: 1 3B: 0 HR: 0	SF: 0 SAC: 1 DP: 1 HBP: 0	WP: 0 PB: 0 SB: 0 CS: 0	PA: 34
PITCHER	IP WLS BF H R ER SO BB IBB HBP BLK WP HR S P ERA WHIP																					
49 Jair Jurrjens, R (1,1) ERA: 2.61	7.0 W 28 5 0 0 3 1 0 0 0 0 0 0 55 92 0.00 0.857																					
58 Peter Moylan, R (8,1) ERA: 2.95	1.0 H 3 0 0 0 1 1 0 0 0 0 0 0 7 14 0.00 1.000																					
Rafael Soriano, R (9,1) ERA: 2.97	1.0 3 0 0 0 1 0 0 0 0 0 0 0 7 11 0.00 0.000																					

Batter	1	2	3	4	5	6	7	8	9	AB	R	H	RBI	BB	SO	LOB	BOTTOM			
24 Nate McLouth, L (1,8) OBP: 0.353, SLG: 0.435										2	1	0	1	3	0	0	Florida Marlins @ Atlanta Braves Turner Field, Atlanta, GA Mon Sep 28 2009, 7:00 PM EDT Att: 25,046 - Clear - 77 F			
14 Martín Prado, R (1,4) OBP: 0.353, SLG: 0.463										4	1	0	0	1	0	6				
10 Chipper Jones, S (1,5) OBP: 0.393, SLG: 0.446										2	1	1	1	2	1	0				
16 Brian McCann, L (1,2) OBP: 0.350, SLG: 0.496										2	0	0	1	2	0	2				
18 Garret Anderson, L (1,7) OBP: 0.306, SLG: 0.410										3	0	1	1	0	0	3				
30 Reid Gorecki, R (8,PR) OBP: 0.231, SLG: 0.208										0	1	0	0	0	0	0				
19 Yunel Escobar, R (1,6) OBP: 0.378, SLG: 0.442										2	0	0	0	1	1	3				
22 Adam LaRoche, L (1,3) OBP: 0.383, SLG: 0.504										3	0	1	0	1	0	2				
23 Matt Diaz, R (1,9) OBP: 0.391, SLG: 0.485										3	0	0	0	1	3	2				
49 Jair Jurrjens, R (1,1) ERA: 4.1										2	0	0	0	0	2	0				
58 Peter Moylan, R (8,1) ERA: 3.02										0	0	0	0	0	0	0				
4 Omar Infante, R (6,PH) OBP: 0.356, SLG: 0.375										1	0	0	0	0	3					
Rafael Soriano, R (9,1) ERA: 1.86										0	0	0	0	0	0					
Inning Stats	R: 2 E: 0 K: 0 S: 6	H: 0 LOB: 1 BB: 3 P: 21	R: 0 E: 0 K: 2 S: 10	H: 0 LOB: 0 BB: 0 P: 16	R: 1 E: 0 K: 0 S: 9	H: 1 LOB: 1 BB: 1 P: 14	R: 0 E: 0 K: 1 S: 8	H: 1 LOB: 2 BB: 2 P: 17	R: 0 E: 0 K: 2 S: 7	H: 0 LOB: 0 BB: 0 P: 11	R: 0 E: 0 K: 1 S: 10	H: 0 LOB: 0 BB: 0 P: 14	R: 0 E: 0 K: 0 S: 9	H: 1 LOB: 3 BB: 3 P: 23	R: 1 E: 0 K: 0 S: 9	H: 1 LOB: 3 BB: 3 P: 23	1B: 2 2B: 0 3B: 0 HR: 1	SF: 1 SAC: 2 DP: 0 HBP: 0	WP: 0 PB: 0 SB: 1 CS: 0	PA: 38
PITCHER	IP WLS BF H R ER SO BB IBB HBP BLK WP HR S P ERA WHIP																			
19 Anibal Sánchez, R (1,1) ERA: 4.1	5.0 L 25 2 3 3 4 8 0 0 0 0 0 0 42 91 5.40 2.000																			
37 Renyel Pinto, L (6,1) ERA: 3.41	1.0 3 0 0 0 2 0 0 0 0 0 0 0 7 11 0.00 0.000																			
53 Dan Meyer, L (7,1) ERA: 3.02	1.0 4 1 1 1 1 0 0 0 0 0 0 0 12 16 9.00 1.000																			
40 Kiko Calero, R (8,1) ERA: 1.86	1.0 6 0 0 0 0 2 1 0 0 0 0 0 7 21 0.00 2.000																			

AB 31
R 0
H 5
RBI 0
BB 2
SO 5
LOB 20



AB 24
R 4
H 3
RBI 4
BB 11
SO 7
LOB 21



Batter	1	2	3	4	5	6	7	8	9	AB	R	H	RBI	BB	SO	LOB	TOP						
8 Chris Coghlan, L (1.7) OBP: 0.388, SLG: 0.457										4	2	3	0	1	0	1	Florida Marlins @ Atlanta Braves Turner Field, Atlanta, GA Tue Sep 29 2009, 7:00 PM EDT Att: 28,669 - Clear - 67 F						
24 Cameron Maybin, R (1.8) OBP: 0.313, SLG: 0.395										4	1	2	2	0	1	2							
2 Hanley Ramirez, R (1.6) OBP: 0.411, SLG: 0.546										3	0	0	0	2	2	1							
3 Jorge Cantu, R (1.5) OBP: 0.343, SLG: 0.440										5	0	1	1	0	1	2							
7 Ross Gload, L (1.3) OBP: 0.331, SLG: 0.390										5	0	0	0	0	0	4							
46 Juan Carlos Oviedo, R (9.1)										0	0	0	0	0	0	0							
6 Dan Uggla, R (1.4) OBP: 0.353, SLG: 0.462										3	2	2	1	1	1	0							
21 John Baker, L (1.2) OBP: 0.352, SLG: 0.414										4	0	2	0	0	0	3							
25 Brett Carroll, R (1.9) OBP: 0.331, SLG: 0.427										3	0	0	0	1	1	3							
55 Josh Johnson, L (1.1) ERA: 4.08										2	0	1	1	0	1	1							
15 Josh Johnson, L (1.1) ERA: 4.08										2	0	0	0	0	0	0							
15 Gaby Sanchez, R (5.0) OBP: 0.288, SLG: 0.391										0	0	0	0	0	0	0							
44 Brian Sanchez, R (6.1) ERA: 3.93										0	0	0	0	0	0	0							
37 Rencyel Pinto, L (6.1) ERA: 3.17										0	0	0	0	0	0	0							
59 Brett Hayes, R (8.0) OBP: 0.329, SLG: 0.326										1	0	0	0	0	0	0							
48 Brendan Donnelly, R (8.1) ERA: 3.36										0	0	0	0	0	0	0							
18 Wes Helms, R (9.0) ERA: 4.92										0	0	0	0	0	0	0							
Inning Stats	R: 0 E: 0 K: 0 S: 13	H: 1 LOB: 2 BB: 1 P: 20	R: 1 E: 0 K: 1 S: 11	H: 3 LOB: 1 BB: 0 P: 17	R: 0 E: 0 K: 2 S: 12	H: 1 LOB: 0 BB: 0 P: 15	R: 1 E: 0 K: 1 S: 8	H: 1 LOB: 1 BB: 1 P: 16	R: 2 E: 0 K: 1 S: 14	H: 1 LOB: 0 BB: 0 P: 25	R: 0 E: 0 K: 1 S: 8	H: 1 LOB: 3 BB: 1 P: 10	R: 1 E: 0 K: 0 S: 13	H: 2 LOB: 2 BB: 2 P: 23	R: 0 E: 0 K: 1 S: 10	H: 1 LOB: 1 BB: 0 P: 13	R: 0 E: 0 K: 0 S: 7	H: 0 LOB: 0 BB: 0 P: 11	1B: 5 2B: 4 3B: 0 HR: 2	SF: 0 SAC: 1 DP: 0 HBP: 0	WP: 0 PB: 0 SB: 0 CS: 1	PA: 41	
PITCHER	IP WLS BF H R ER SO BB IBB HBP BLK WP HR S P ERA WHIP	IP WLS BF H R ER SO BB IBB HBP BLK WP HR S P ERA WHIP	IP WLS BF H R ER SO BB IBB HBP BLK WP HR S P ERA WHIP	IP WLS BF H R ER SO BB IBB HBP BLK WP HR S P ERA WHIP	IP WLS BF H R ER SO BB IBB HBP BLK WP HR S P ERA WHIP	IP WLS BF H R ER SO BB IBB HBP BLK WP HR S P ERA WHIP	IP WLS BF H R ER SO BB IBB HBP BLK WP HR S P ERA WHIP	IP WLS BF H R ER SO BB IBB HBP BLK WP HR S P ERA WHIP	IP WLS BF H R ER SO BB IBB HBP BLK WP HR S P ERA WHIP	IP WLS BF H R ER SO BB IBB HBP BLK WP HR S P ERA WHIP	IP WLS BF H R ER SO BB IBB HBP BLK WP HR S P ERA WHIP	IP WLS BF H R ER SO BB IBB HBP BLK WP HR S P ERA WHIP	IP WLS BF H R ER SO BB IBB HBP BLK WP HR S P ERA WHIP	IP WLS BF H R ER SO BB IBB HBP BLK WP HR S P ERA WHIP	IP WLS BF H R ER SO BB IBB HBP BLK WP HR S P ERA WHIP	IP WLS BF H R ER SO BB IBB HBP BLK WP HR S P ERA WHIP	IP WLS BF H R ER SO BB IBB HBP BLK WP HR S P ERA WHIP	IP WLS BF H R ER SO BB IBB HBP BLK WP HR S P ERA WHIP	IP WLS BF H R ER SO BB IBB HBP BLK WP HR S P ERA WHIP	IP WLS BF H R ER SO BB IBB HBP BLK WP HR S P ERA WHIP	IP WLS BF H R ER SO BB IBB HBP BLK WP HR S P ERA WHIP	IP WLS BF H R ER SO BB IBB HBP BLK WP HR S P ERA WHIP	IP WLS BF H R ER SO BB IBB HBP BLK WP HR S P ERA WHIP

Batter	1	2	3	4	5	6	7	8	9	AB	R	H	RBI	BB	SO	LOB	BOTTOM						
24 Nate McLouth, L (1.8) OBP: 0.353, SLG: 0.432										3	0	0	0	1	3	2	Florida Marlins @ Atlanta Braves Turner Field, Atlanta, GA Tue Sep 29 2009, 7:00 PM EDT Att: 28,669 - Clear - 67 F						
14 Martin Prado, R (1.4) OBP: 0.353, SLG: 0.463										5	0	2	0	0	1	2							
10 Chipper Jones, S (1.5) OBP: 0.393, SLG: 0.443										3	1	0	0	2	1	1							
16 Brian McCann, L (1.2) OBP: 0.350, SLG: 0.494										4	0	1	0	1	1	3							
18 Garret Anderson, L (1.7) OBP: 0.308, SLG: 0.412										3	1	2	1	0	0	0							
19 Yunel Escobar, R (1.6) OBP: 0.379, SLG: 0.442										3	1	1	0	0	0	3							
22 Adam LaRoche, L (1.3) OBP: 0.380, SLG: 0.500										4	0	0	0	0	2	4							
23 Matt Diaz, R (1.9) OBP: 0.392, SLG: 0.492										3	1	1	3	1	1	0							
15 Tim Hudson, R (1.1) ERA: 3.08										0	0	0	0	0	0	0							
20 Greg Norton, S (5.0) OBP: 0.417, SLG: 0.600										0	0	0	0	0	0	0							
11 Kenshin Kawakami, R (6.1) ERA: 3.08										0	0	0	0	0	0	0							
34 Eric O'Flaherty, L (7.1) ERA: 3.17										0	0	0	0	0	0	0							
51 Michael Gonzalez, R (8.1) ERA: 3.36										0	0	0	0	0	0	0							
4 Omar Infante, R (8.0) OBP: 0.359, SLG: 0.376										1	0	1	0	0	0	0							
54 Kris Medlen, S (9.1) ERA: 4.16										0	0	0	0	0	0	0							
Inning Stats	R: 0 E: 0 K: 1 S: 10	H: 0 LOB: 0 BB: 0 P: 15	R: 0 E: 0 K: 2 S: 10	H: 1 LOB: 1 BB: 0 P: 14	R: 0 E: 0 K: 0 S: 7	H: 0 LOB: 1 BB: 1 P: 15	R: 1 E: 0 K: 0 S: 10	H: 1 LOB: 1 BB: 1 P: 19	R: 0 E: 0 K: 2 S: 14	H: 1 LOB: 3 BB: 2 P: 28	R: 3 E: 0 K: 0 S: 14	H: 2 LOB: 0 BB: 1 P: 24	R: 0 E: 0 K: 2 S: 11	H: 1 LOB: 2 BB: 1 P: 20	R: 0 E: 0 K: 2 S: 12	H: 1 LOB: 1 BB: 0 P: 23	R: 0 E: 0 K: 0 S: 9	H: 1 LOB: 0 BB: 0 P: 13	1B: 7 2B: 0 3B: 0 HR: 1	SF: 1 SAC: 1 DP: 2 HBP: 2	WP: 1 PB: 0 SB: 1 CS: 1	PA: 41	
PITCHER	IP WLS BF H R ER SO BB IBB HBP BLK WP HR S P ERA WHIP	IP WLS BF H R ER SO BB IBB HBP BLK WP HR S P ERA WHIP	IP WLS BF H R ER SO BB IBB HBP BLK WP HR S P ERA WHIP	IP WLS BF H R ER SO BB IBB HBP BLK WP HR S P ERA WHIP	IP WLS BF H R ER SO BB IBB HBP BLK WP HR S P ERA WHIP	IP WLS BF H R ER SO BB IBB HBP BLK WP HR S P ERA WHIP	IP WLS BF H R ER SO BB IBB HBP BLK WP HR S P ERA WHIP	IP WLS BF H R ER SO BB IBB HBP BLK WP HR S P ERA WHIP	IP WLS BF H R ER SO BB IBB HBP BLK WP HR S P ERA WHIP	IP WLS BF H R ER SO BB IBB HBP BLK WP HR S P ERA WHIP	IP WLS BF H R ER SO BB IBB HBP BLK WP HR S P ERA WHIP	IP WLS BF H R ER SO BB IBB HBP BLK WP HR S P ERA WHIP	IP WLS BF H R ER SO BB IBB HBP BLK WP HR S P ERA WHIP	IP WLS BF H R ER SO BB IBB HBP BLK WP HR S P ERA WHIP	IP WLS BF H R ER SO BB IBB HBP BLK WP HR S P ERA WHIP	IP WLS BF H R ER SO BB IBB HBP BLK WP HR S P ERA WHIP	IP WLS BF H R ER SO BB IBB HBP BLK WP HR S P ERA WHIP	IP WLS BF H R ER SO BB IBB HBP BLK WP HR S P ERA WHIP	IP WLS BF H R ER SO BB IBB HBP BLK WP HR S P ERA WHIP	IP WLS BF H R ER SO BB IBB HBP BLK WP HR S P ERA WHIP	IP WLS BF H R ER SO BB IBB HBP BLK WP HR S P ERA WHIP	IP WLS BF H R ER SO BB IBB HBP BLK WP HR S P ERA WHIP	IP WLS BF H R ER SO BB IBB HBP BLK WP HR S P ERA WHIP



Batter	1	2	3	4	5	6	7	8	9	AB	R	H	RBI	BB	SO	LOB	TOP						
8 Chris Coghlan, L (1,7) OBP: 0.387, SLG: 0.454	L4		G1-3 2 1B 3 24 E	K		F8			F7	5	1	1	0	0	1	2							
24 Cameron Maybin, R (1,8) OBP: 0.315, SLG: 0.395	G5-3		E5 3 1B 7 WP 2 G1-3		P5				HBP 2 1B	5	1	2	0	0	0	1							
2 Hanley Ramirez, R (1,6) OBP: 0.410, SLG: 0.542	G5-3		G1-3		K				HBP 2 1B	4	0	0	0	0	1	3							
3 Jorge Cantu, R (1,5) OBP: 0.345, SLG: 0.441		HBP 25 1B 29 1B	G1-3		K				K	5	2	3	1	0	1	4							
7 Ross Gload, L (1,3) OBP: 0.328, SLG: 0.399		F8																					
46 Juan Carlos Oviedo, R (9,1)																							
48 Brendan Donnelly, R (9,1)																							
6 Dan Uggla, R (1,4) OBP: 0.352, SLG: 0.460																							
29 Ronny Paulino, R (1,2) OBP: 0.340, SLG: 0.424																							
25 Brett Carroll, R (1,9) OBP: 0.336, SLG: 0.425																							
47 Ricky Nolasco, R (1,1) OBP: 0.173, SLG: 0.140																							
53 Dan Meyer, R (8,1)																							
18 Wes Helms, R (9,PH) OBP: 0.315, SLG: 0.368																							
Inning Stats	R: 0 E: 0 K: 0 S: 6	H: 0 LOB: 0 BB: 0 P: 9	R: 0 E: 0 K: 2 S: 14	H: 2 LOB: 3 BB: 0 P: 22	R: 3 E: 1 K: 2 S: 15	H: 3 LOB: 1 BB: 0 P: 20	R: 0 E: 0 K: 2 S: 9	H: 0 LOB: 0 BB: 0 P: 11	R: 2 E: 0 K: 1 S: 11	H: 2 LOB: 0 BB: 0 P: 14	R: 0 E: 0 K: 2 S: 10	H: 1 LOB: 1 BB: 0 P: 15	R: 0 E: 0 K: 1 S: 10	H: 1 LOB: 1 BB: 0 P: 13	R: 0 E: 0 K: 1 S: 6	H: 0 LOB: 0 BB: 0 P: 9	R: 0 E: 0 K: 1 S: 12	H: 2 LOB: 3 BB: 0 P: 19	1B: 10 2B: 0 3B: 0 HR: 1	SF: 0 SAC: 0 DP: 0 HBP: 2	WP: 1 PB: 0 SB: 1 CS: 0	PA: 41	
PITCHER	IP WLS BF H R ER SO BB IBB HBP BLK WP HR S P ERA WHIP	IP WLS BF H R ER SO BB IBB HBP BLK WP HR S P ERA WHIP	IP WLS BF H R ER SO BB IBB HBP BLK WP HR S P ERA WHIP	IP WLS BF H R ER SO BB IBB HBP BLK WP HR S P ERA WHIP	IP WLS BF H R ER SO BB IBB HBP BLK WP HR S P ERA WHIP	IP WLS BF H R ER SO BB IBB HBP BLK WP HR S P ERA WHIP	IP WLS BF H R ER SO BB IBB HBP BLK WP HR S P ERA WHIP	IP WLS BF H R ER SO BB IBB HBP BLK WP HR S P ERA WHIP	IP WLS BF H R ER SO BB IBB HBP BLK WP HR S P ERA WHIP	IP WLS BF H R ER SO BB IBB HBP BLK WP HR S P ERA WHIP	IP WLS BF H R ER SO BB IBB HBP BLK WP HR S P ERA WHIP	IP WLS BF H R ER SO BB IBB HBP BLK WP HR S P ERA WHIP	IP WLS BF H R ER SO BB IBB HBP BLK WP HR S P ERA WHIP	IP WLS BF H R ER SO BB IBB HBP BLK WP HR S P ERA WHIP	IP WLS BF H R ER SO BB IBB HBP BLK WP HR S P ERA WHIP	IP WLS BF H R ER SO BB IBB HBP BLK WP HR S P ERA WHIP	IP WLS BF H R ER SO BB IBB HBP BLK WP HR S P ERA WHIP	IP WLS BF H R ER SO BB IBB HBP BLK WP HR S P ERA WHIP	IP WLS BF H R ER SO BB IBB HBP BLK WP HR S P ERA WHIP	IP WLS BF H R ER SO BB IBB HBP BLK WP HR S P ERA WHIP	IP WLS BF H R ER SO BB IBB HBP BLK WP HR S P ERA WHIP	IP WLS BF H R ER SO BB IBB HBP BLK WP HR S P ERA WHIP	IP WLS BF H R ER SO BB IBB HBP BLK WP HR S P ERA WHIP

Florida Marlins @ Atlanta Braves
Turner Field, Atlanta, GA
Wed Sep 30 2009, 7:00 PM EDT
Att: 31,513 - Clear - 71 F

AB 39
R 5
H 11
RBI 4
BB 0
SO 12
LOB 22



Batter	1	2	3	4	5	6	7	8	9	AB	R	H	RBI	BB	SO	LOB	BOTTOM							
24 Nate McLouth, L (1,8) OBP: 0.354, SLG: 0.429	K			K		K				3	0	0	0	2	3	2								
14 Martin Prado, R (1,4) OBP: 0.350, SLG: 0.458	K			K		FC5				4	0	0	0	0	2	3								
10 Chipper Jones, S (1,5) OBP: 0.391, SLG: 0.439	G3			K						4	0	0	0	0	1	1								
16 Brian McCann, L (1,2) OBP: 0.349, SLG: 0.491																								
18 Garret Anderson, L (1,7) OBP: 0.308, SLG: 0.410																								
19 Yunel Escobar, R (1,6) OBP: 0.380, SLG: 0.442																								
22 Adam LaRoche, L (1,3) OBP: 0.361, SLG: 0.502																								
23 Matt Diaz, R (1,9) OBP: 0.390, SLG: 0.488																								
33 Javier Vazquez, R (1,1) OBP: 0.274, SLG: 0.254																								
20 Greg Norton, S (7,1) ERA: 5.08																								
54 Kris Medlen, S (9,1) ERA: 4.12																								
7 Brooks Conrad, S (8,PH) ERA: 3.0																								
34 Eric O'Flaherty, L (9,1) ERA: 4.12																								
46 Manny Acosta, R (9,1) ERA: 4.08																								
4 Omar Infante, R (9,PH) OBP: 0.260, SLG: 0.382																								
Inning Stats	R: 0 E: 0 K: 2 S: 11	H: 0 LOB: 0 BB: 0 P: 16	R: 0 E: 0 K: 1 S: 8	H: 1 LOB: 0 BB: 0 P: 14	R: 0 E: 0 K: 3 S: 10	H: 0 LOB: 0 BB: 0 P: 14	R: 0 E: 0 K: 3 S: 12	H: 0 LOB: 0 BB: 0 P: 17	R: 0 E: 0 K: 2 S: 11	H: 0 LOB: 2 BB: 1 P: 19	R: 2 E: 1 K: 1 S: 12	H: 2 LOB: 1 BB: 0 P: 14	R: 0 E: 0 K: 1 S: 11	H: 0 LOB: 1 BB: 1 P: 20	R: 0 E: 0 K: 1 S: 6	H: 0 LOB: 0 BB: 0 P: 9	R: 2 E: 2 K: 0 S: 11	H: 2 LOB: 3 BB: 2 P: 23	1B: 5 2B: 1 3B: 0 HR: 0	SF: 0 SAC: 0 DP: 0 HBP: 0	WP: 0 PB: 0 SB: 0 CS: 1	PA: 38		
PITCHER	IP WLS BF H R ER SO BB IBB HBP BLK WP HR S P ERA WHIP	IP WLS BF H R ER SO BB IBB HBP BLK WP HR S P ERA WHIP	IP WLS BF H R ER SO BB IBB HBP BLK WP HR S P ERA WHIP	IP WLS BF H R ER SO BB IBB HBP BLK WP HR S P ERA WHIP	IP WLS BF H R ER SO BB IBB HBP BLK WP HR S P ERA WHIP	IP WLS BF H R ER SO BB IBB HBP BLK WP HR S P ERA WHIP	IP WLS BF H R ER SO BB IBB HBP BLK WP HR S P ERA WHIP	IP WLS BF H R ER SO BB IBB HBP BLK WP HR S P ERA WHIP	IP WLS BF H R ER SO BB IBB HBP BLK WP HR S P ERA WHIP	IP WLS BF H R ER SO BB IBB HBP BLK WP HR S P ERA WHIP	IP WLS BF H R ER SO BB IBB HBP BLK WP HR S P ERA WHIP	IP WLS BF H R ER SO BB IBB HBP BLK WP HR S P ERA WHIP	IP WLS BF H R ER SO BB IBB HBP BLK WP HR S P ERA WHIP	IP WLS BF H R ER SO BB IBB HBP BLK WP HR S P ERA WHIP	IP WLS BF H R ER SO BB IBB HBP BLK WP HR S P ERA WHIP	IP WLS BF H R ER SO BB IBB HBP BLK WP HR S P ERA WHIP	IP WLS BF H R ER SO BB IBB HBP BLK WP HR S P ERA WHIP	IP WLS BF H R ER SO BB IBB HBP BLK WP HR S P ERA WHIP	IP WLS BF H R ER SO BB IBB HBP BLK WP HR S P ERA WHIP	IP WLS BF H R ER SO BB IBB HBP BLK WP HR S P ERA WHIP	IP WLS BF H R ER SO BB IBB HBP BLK WP HR S P ERA WHIP	IP WLS BF H R ER SO BB IBB HBP BLK WP HR S P ERA WHIP	IP WLS BF H R ER SO BB IBB HBP BLK WP HR S P ERA WHIP	IP WLS BF H R ER SO BB IBB HBP BLK WP HR S P ERA WHIP

Florida Marlins @ Atlanta Braves
Turner Field, Atlanta, GA
Wed Sep 30 2009, 7:00 PM EDT
Att: 31,513 - Clear - 71 F

AB 33
R 4
H 6
RBI 4
BB 4
SO 16
LOB 13



Batter	1	2	3	4	5	6	7	8	9	AB	R	H	RBI	BB	SO	LOB	TOP								
22 Willie Harris, L (1,7) OBP: 0.363, SLG: 0.391										4	1	2	0	0	1	1									
6 Ian Desmond, R (1,6) OBP: 0.306, SLG: 0.478										4	0	0	0	0	0	2									
44 Adam Dunn, L (1,3) OBP: 0.397, SLG: 0.529										3	0	0	0	1	1	0									
8 Jorge Padilla, R (9,9) OBP: 0.130, SLG: 0.091										0	0	0	0	0	0	0									
11 Ryan Zimmerman, R (1,5) OBP: 0.359, SLG: 0.521										4	1	2	1	0	1	0									
28 Michael Morse, R (1,9) OBP: 0.304, SLG: 0.523										4	0	0	0	0	3	3									
24 Pete Orr, L (1,4) OBP: 0.290, SLG: 0.381										4	0	1	1	0	1	2									
30 Justin Maxwell, R (1,8) OBP: 0.333, SLG: 0.416										4	0	1	0	0	1	1									
23 Wil Nieves, R (1,2) OBP: 0.306, SLG: 0.297										3	0	1	0	1	2	1									
49 Garrett Mock, S (1,1) OBP: 0.087, SLG: 0.087										2	0	0	0	0	1	1									
15 Cristian Guzman, S (7,PH) OBP: 0.305, SLG: 0.388										1	0	0	0	0	1	2									
36 Tyler Clippard, R (7,1)										0	0	0	0	0	0	0									
54 Mike MacDougal, S (9,1)										0	0	0	0	0	0	0									
Inning Stats	R: 0 E: 0 K: 1 S: 6	H: 1 LOB: 0 BB: 0 P: 10	R: 0 E: 0 K: 2 S: 11	H: 0 LOB: 0 BB: 0 P: 19	R: 0 E: 0 K: 1 S: 6	H: 0 LOB: 0 BB: 0 P: 8	R: 1 E: 0 K: 1 S: 11	H: 2 LOB: 2 BB: 1 P: 23	R: 0 E: 0 K: 2 S: 10	H: 1 LOB: 1 BB: 0 P: 14	R: 0 E: 0 K: 0 S: 7	H: 0 LOB: 0 BB: 0 P: 10	R: 0 E: 0 K: 2 S: 14	H: 1 LOB: 2 BB: 1 P: 21	R: 0 E: 0 K: 0 S: 6	H: 0 LOB: 0 BB: 0 P: 10	R: 1 E: 0 K: 3 S: 14	H: 2 LOB: 1 BB: 0 P: 21	1B: 5 2B: 2 3B: 0 HR: 0	SF: 0 SAC: 0 DP: 1 HBP: 0	WP: 0 PB: 0 CS: 0	PA: 35			
PITCHER	IP	WLS	BF	H	R	ER	SO	BB	IBB	HBP	BLK	WP	HR	S	P	ERA	WHIP								
48 Tommy Hanson, R (1,1) ERA: 2.89	7.0		27	5	1	1	9	2	0	0	0	0	0	65	105	1.29	1.000								
51 Michael Gonzalez, L (8,1) ERA: 2.42	1.0		3	0	0	0	0	0	0	0	0	0	0	6	10	0.00	0.000								
Rafael Soriano, R (9,1) ERA: 3.08	1.0	L	5	2	1	1	3	0	0	0	0	0	0	14	21	9.00	2.000								

Washington Nationals @ Atlanta Braves
Turner Field, Atlanta, GA
Thu Oct 01 2009, 7:00 PM EDT
Att: 38,237 - Clear - 72 F

AB 33
R 2
H 7
RBI 2
BB 2
SO 12
LOB 13

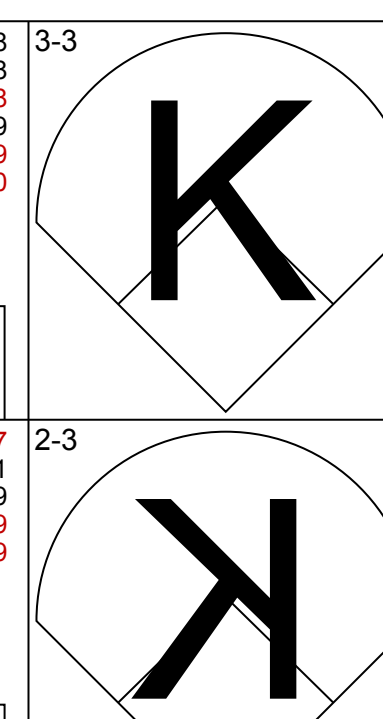
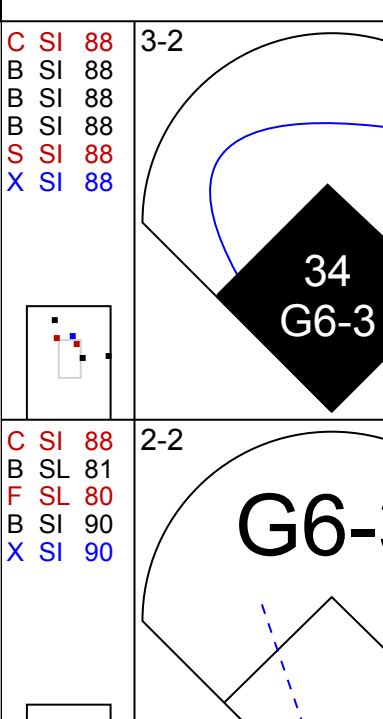
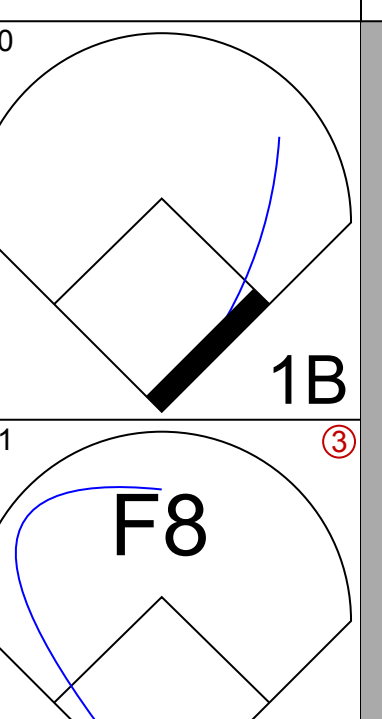
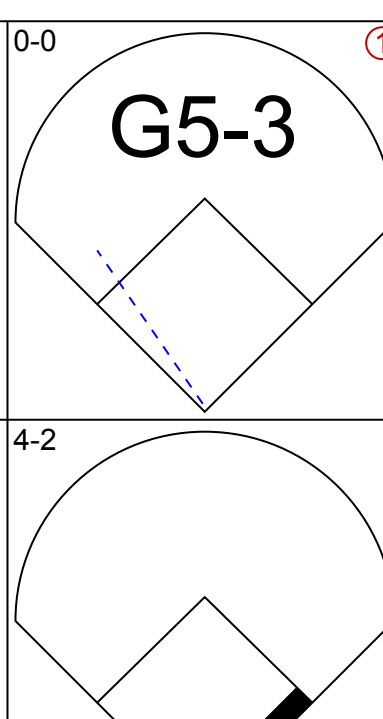
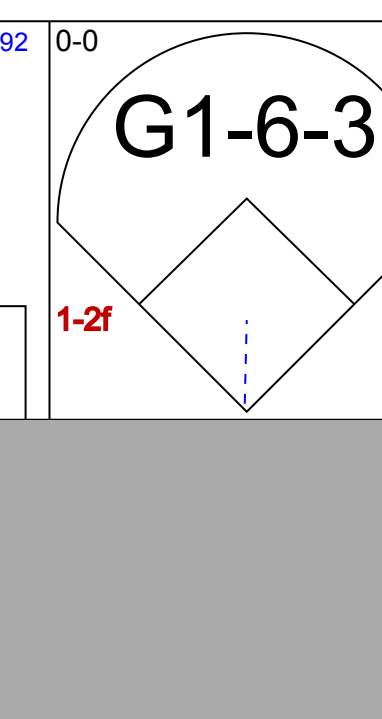
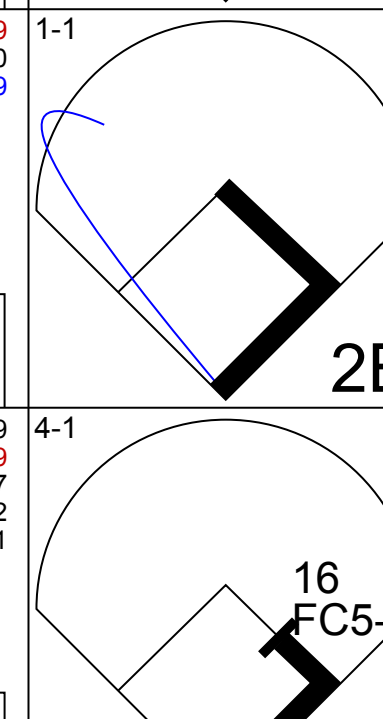
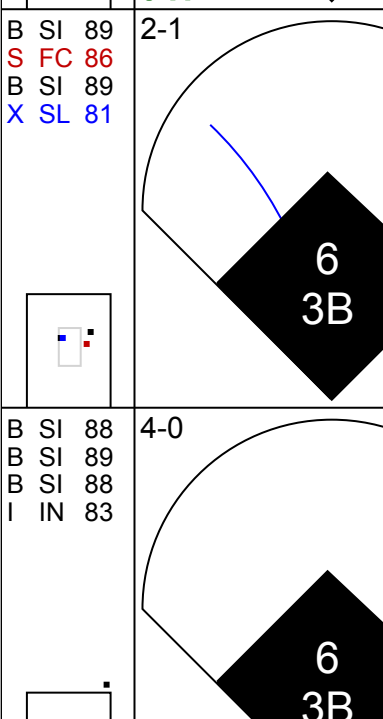

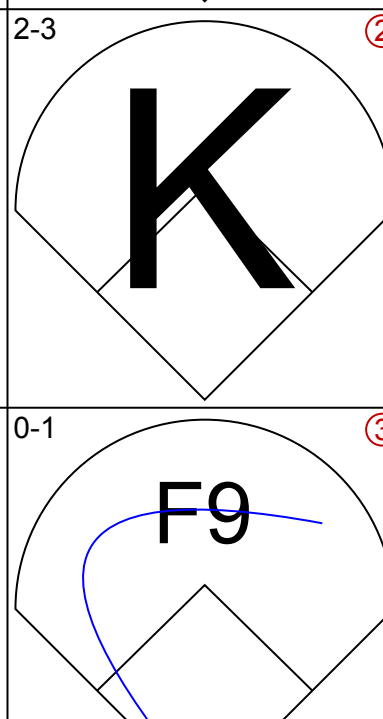

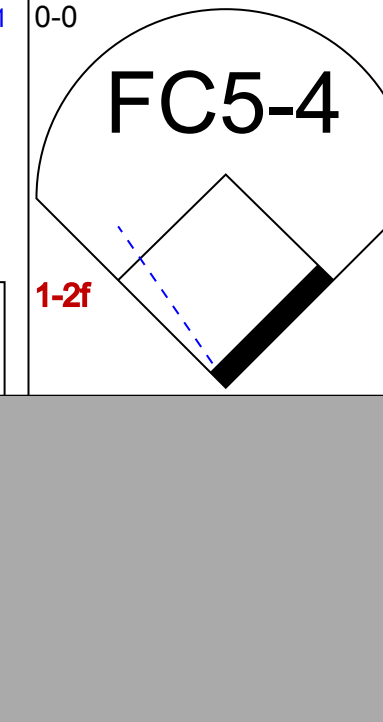
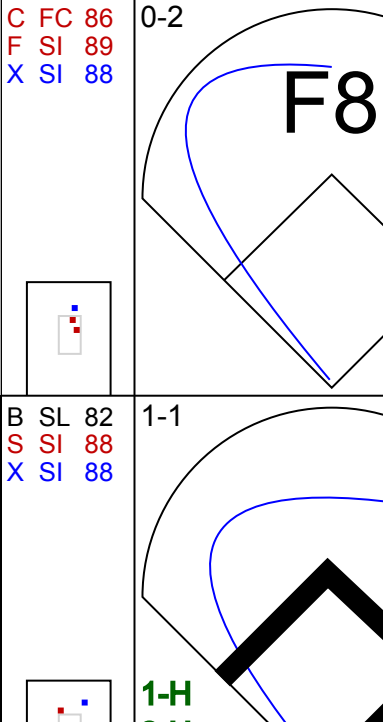


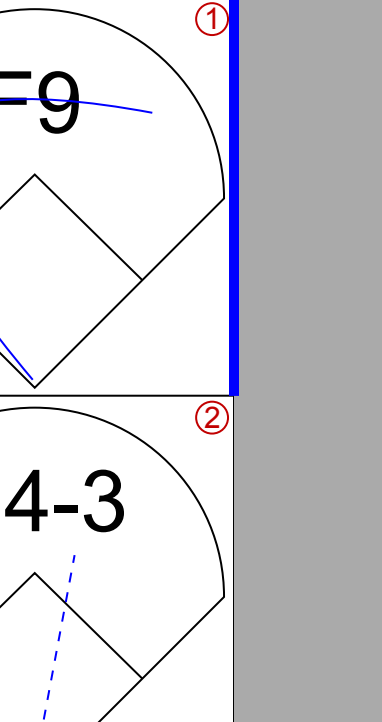


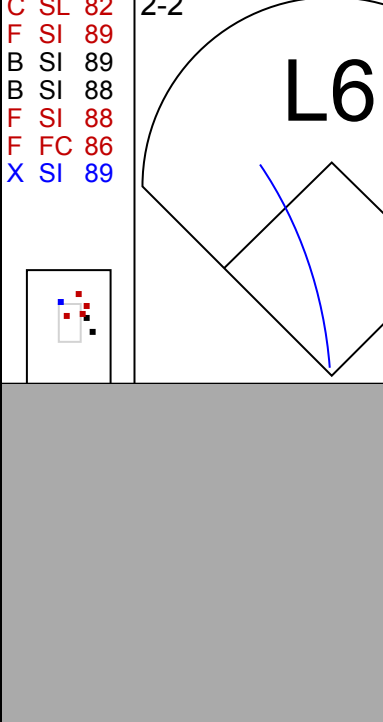
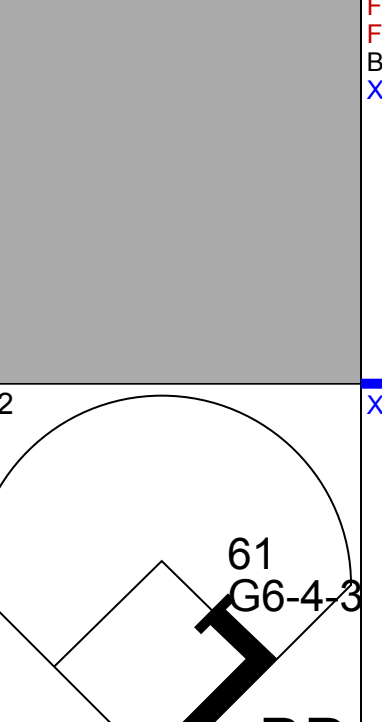

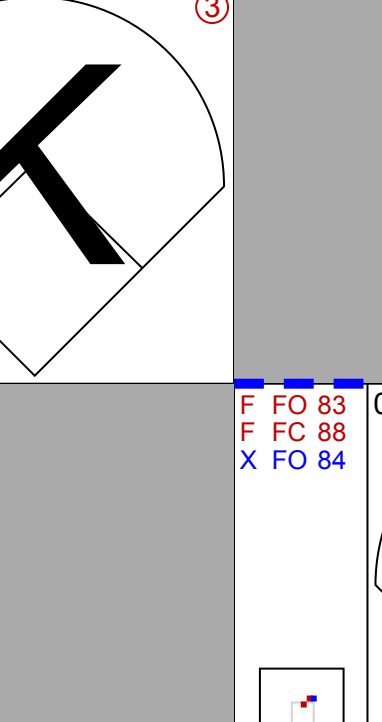


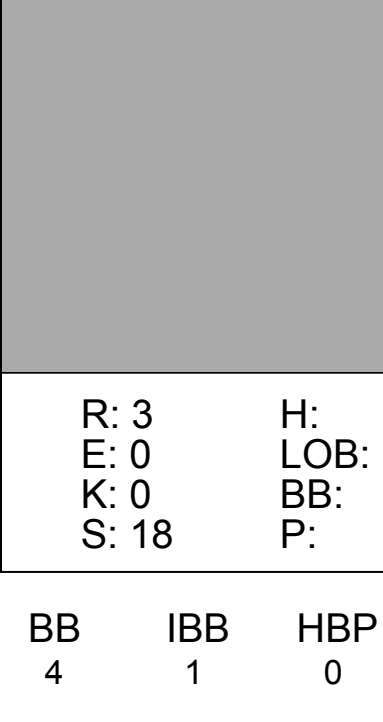
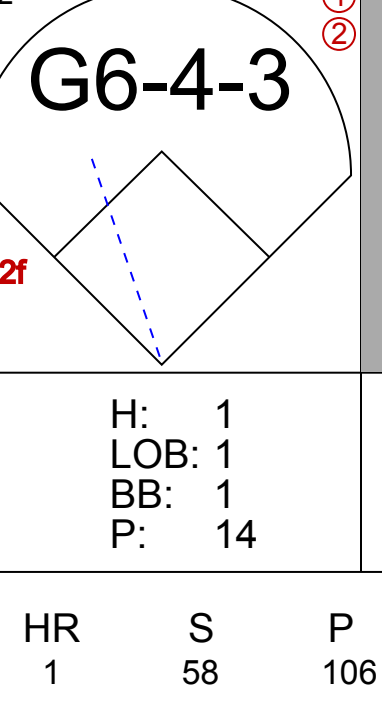
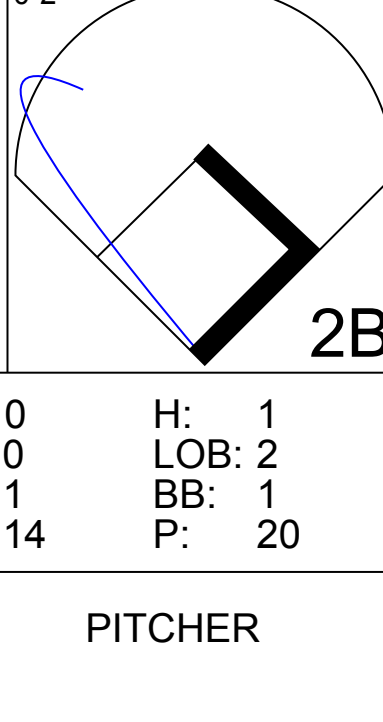
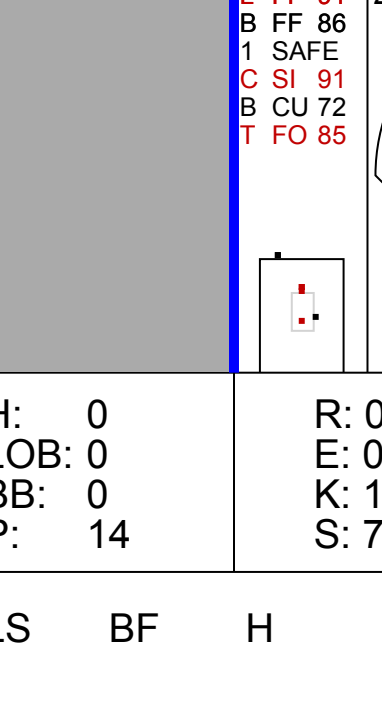
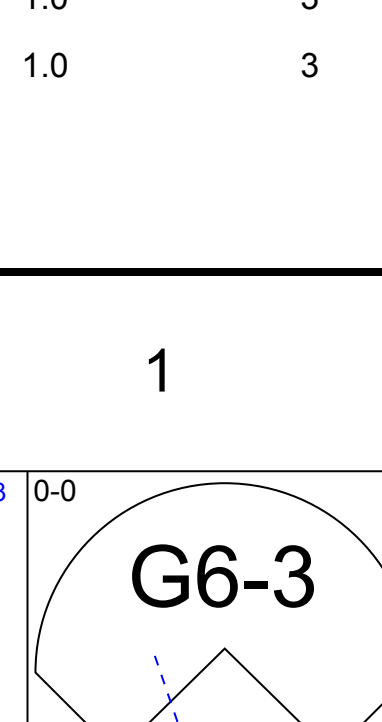
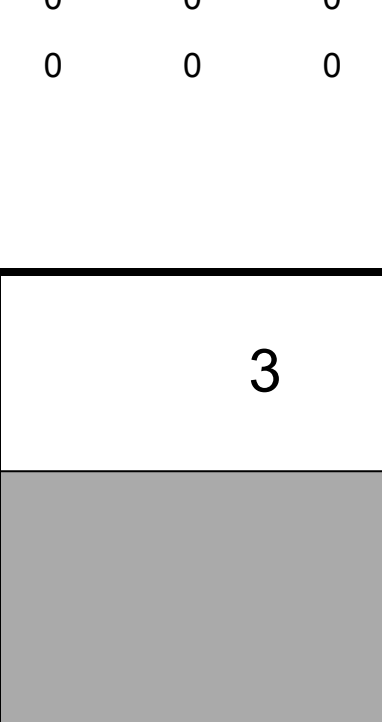
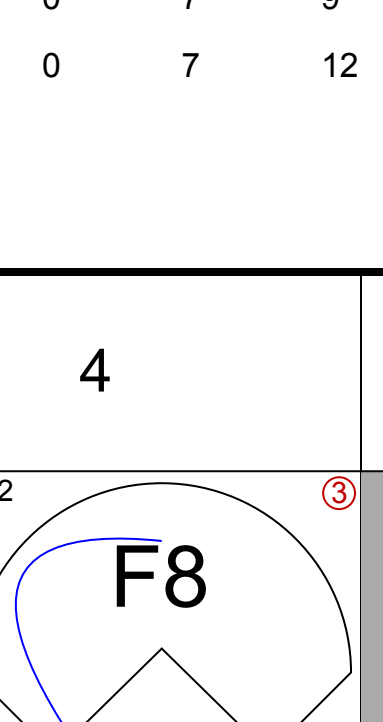
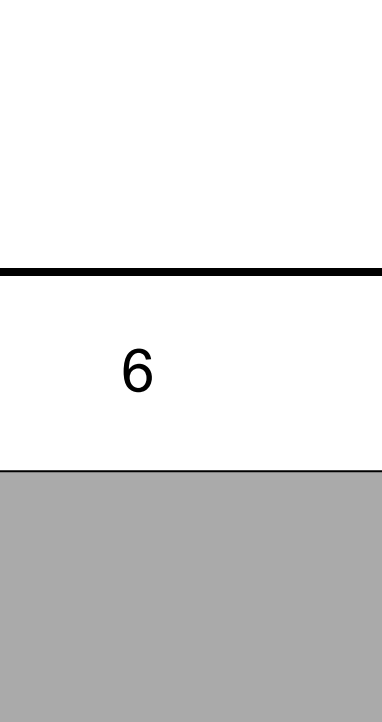

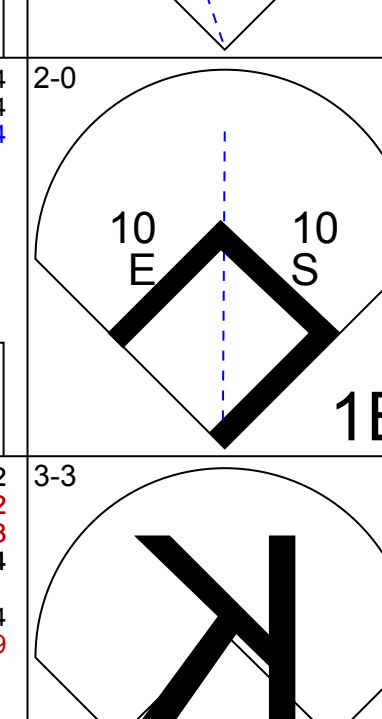
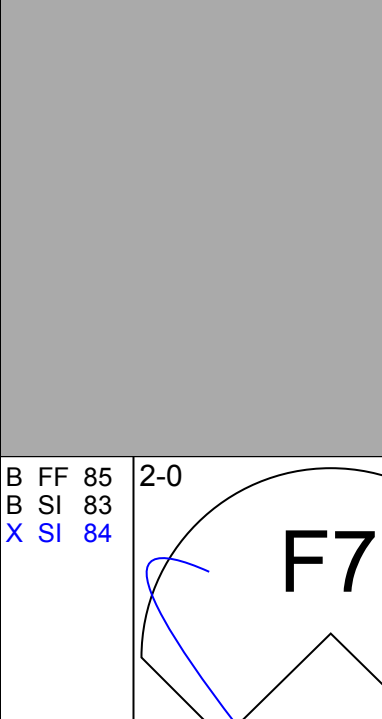


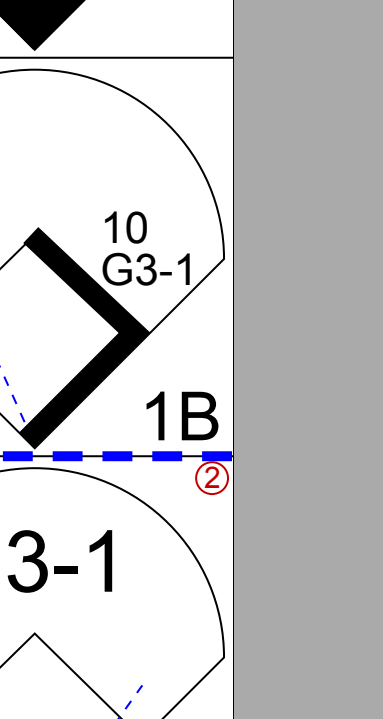
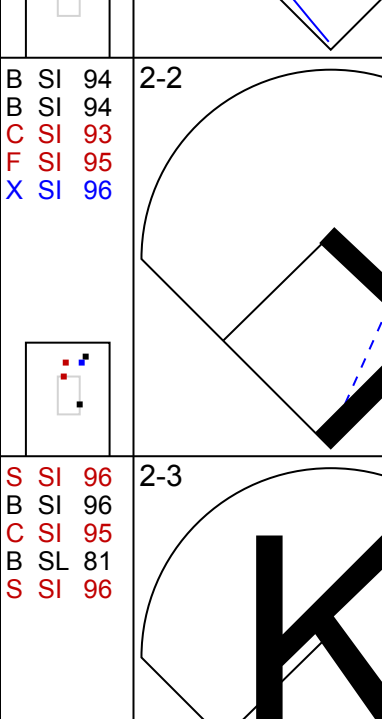
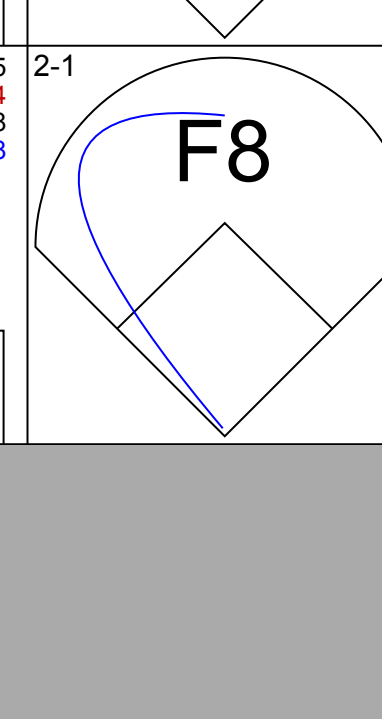
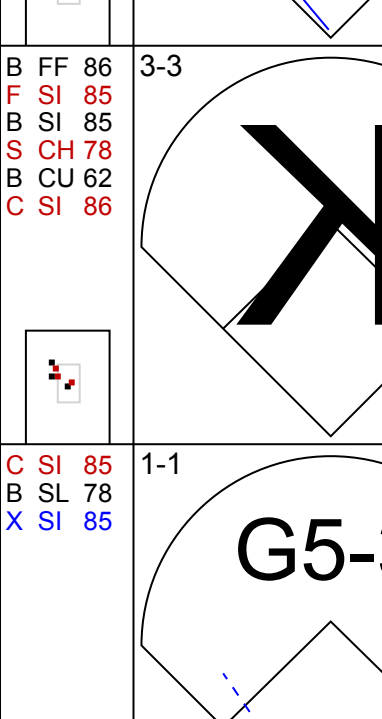


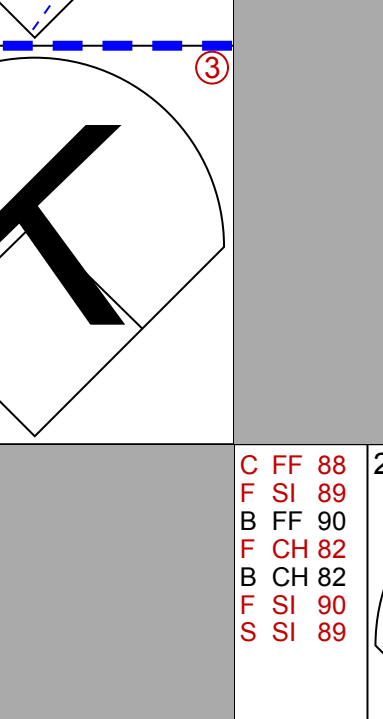


Batter	1	2	3	4	5	6	7	8	9	AB	R	H	RBI	BB	SO	LOB	BOTTOM								
24 Nate McLouth, L (1,8) OBP: 0.353, SLG: 0.434										4	1	1	1	0	0	2									
14 Martin Prado, R (1,4) OBP: 0.352, SLG: 0.460										3	0	1	0	1	2	0									
10 Chipper Jones, S (1,5) OBP: 0.390, SLG: 0.436										3	0	0	0	1	1	1									
16 Brian McCann, L (1,2) OBP: 0.347, SLG: 0.487										4	0	0	0	0	1	2									
18 Garret Anderson, L (1,7) OBP: 0.309, SLG: 0.411										4	0	2	0	0	0	1									
19 Yunel Escobar, R (1,6) OBP: 0.381, SLG: 0.442										3	0	1	0	1	0	1									
22 Adam LaRoche, L (1,3) OBP: 0.361, SLG: 0.499										3	0	0	0	1	1	3									
25 Ryan Church, L (1,9) OBP: 0.338, SLG: 0.384										3	0	1	0	1	0	1									
48 Tommy Hanson, R (1,1) OBP: 0.079, SLG: 0.054										1	0	0	0	1	0	3									
7 Brooks Conrad, S (7,PH) ERA: 2.78										1	0	0	0	1	1										
51 Michael Gonzalez, R (8,1) Rafael Soriano, R (9,1)										0	0	0	0	0	0	0									
4 Omar Infante, R (9,PH) OBP: 0.360, SLG: 0.380										1	0	0	0	0	2										
Inning Stats	R: 0 E: 0 K: 0 S: 7	H: 0 LOB: 0 BB: 1 P: 12	R: 0 E: 0 K: 0 S: 9	H: 2 LOB: 3 BB: 1 P: 20	R: 1 E: 0 K: 0 S: 12	H: 2 LOB: 1 BB: 1 P: 22	R: 0 E: 0 K: 1 S: 9	H: 0 LOB: 0 BB: 0 P: 17	R: 0 E: 0 K: 1 S: 9	H: 0 LOB: 0 BB: 1 P: 15	R: 0 E: 0 K: 0 S: 8	H: 1 LOB: 1 BB: 0 P: 13	R: 0 E: 0 K: 1 S: 9	H: 0 LOB: 1 BB: 1 P: 18	R: 0 E: 0 K: 3 S: 9	H: 0 LOB: 0 BB: 0 P: 11	R: 0 E: 0 K: 0 S: 11	H: 1 LOB: 2 BB: 1 P: 20	1B: 4 2B: 1 3B: 0 HR: 1	SF: 0 SAC: 0 DP: 3 HBP: 0	WP: 0 PB: 0 CS: 0	PA: 36			
PITCHER	IP	WLS	BF	H	R	ER	SO	BB	IBB	HBP	BLK	WP	HR	S	P	ERA	WHIP								
49 Garrett Mock, R (1,1) ERA: 5.62	6.0		24	5	1	1	2	3	1	0	0	0	0	54	99	1.50	1.333								
36 Tyler Clippard, R (7,1) ERA: 2.78	2.2	W	11	1	0	0	4	2	0	0	0	0	0	27	45	0.00	1.125								
54 Mike MacDougal, R (9,1) ERA: 4.39	0.1	S	1	0	0	0	0	0	0	0	0	0	0	2	4	0.00	0.000								

Washington Nationals @ Atlanta Braves
Turner Field, Atlanta, GA
Thu Oct 01 2009, 7:00 PM EDT
Att: 38,237 - Clear - 72 F

AB 30
R 1
H 6
RBI 1
BB 6
SO 6
LOB 17

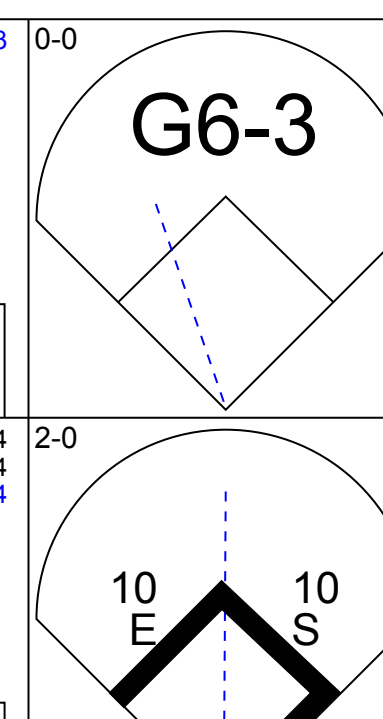

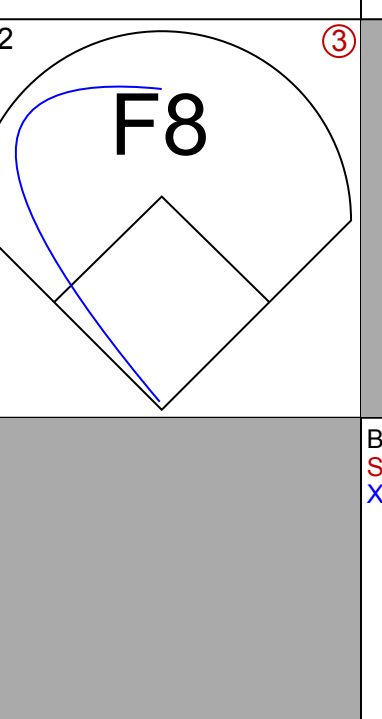


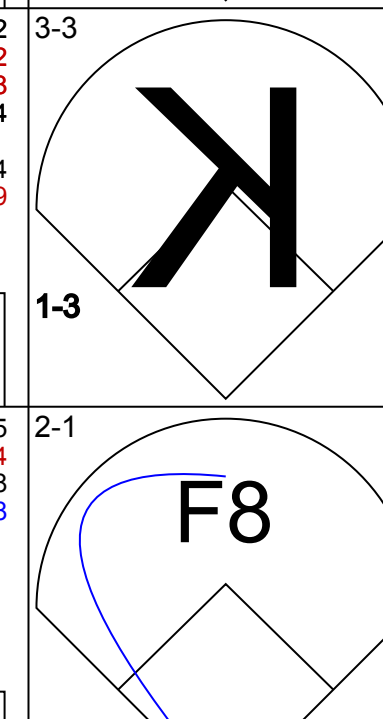
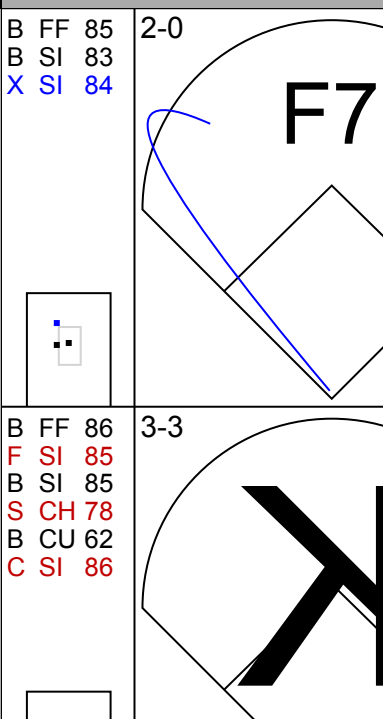




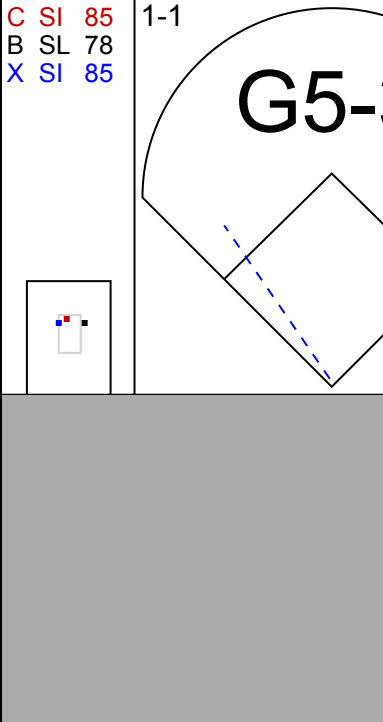
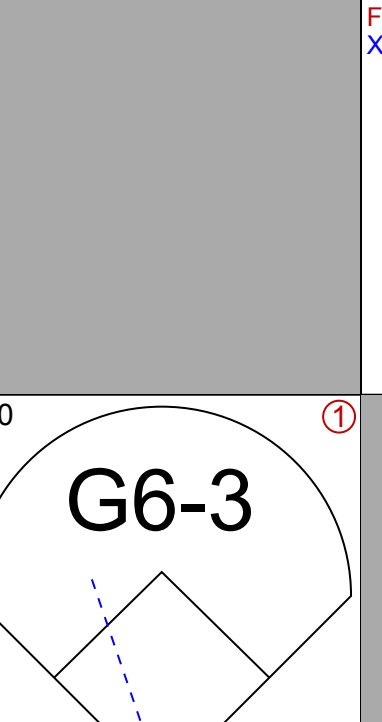
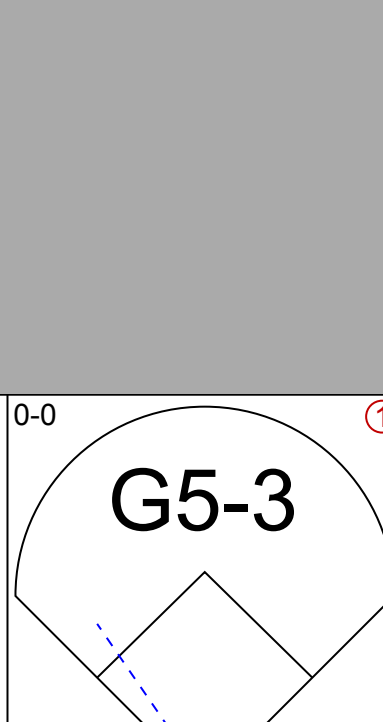
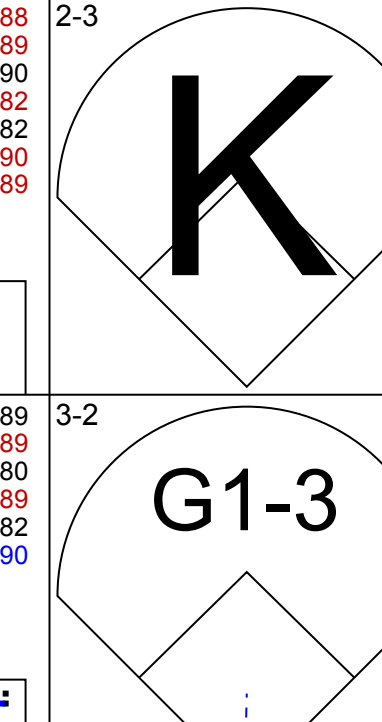


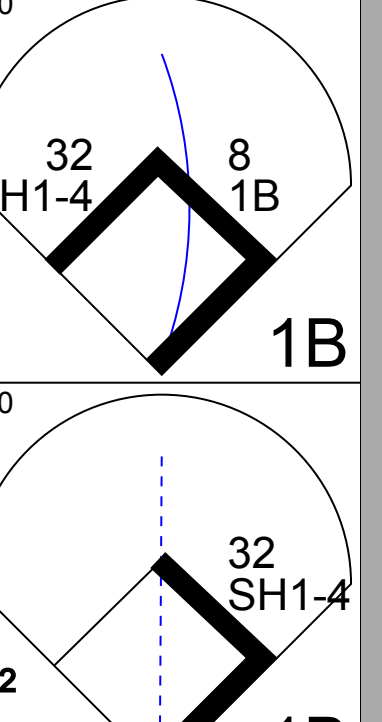
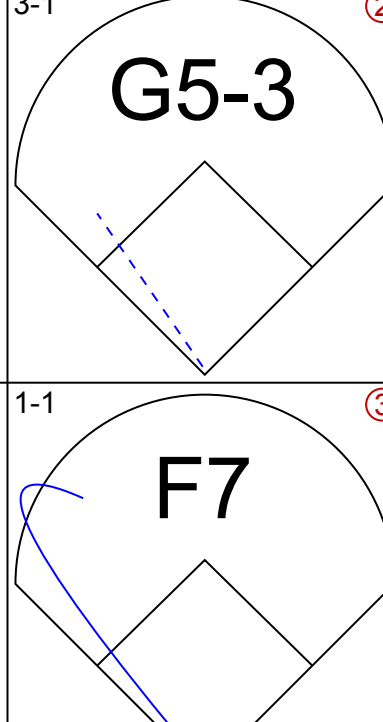
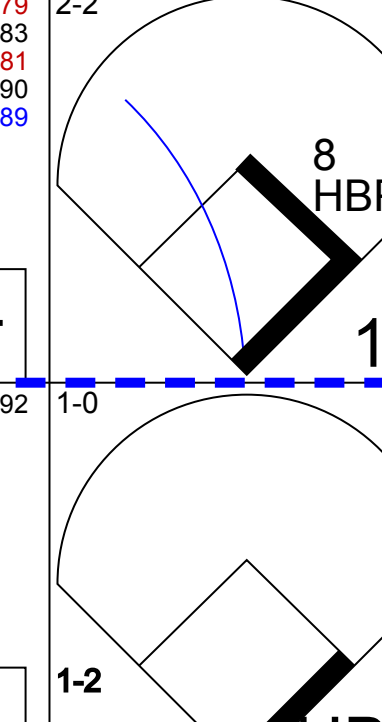

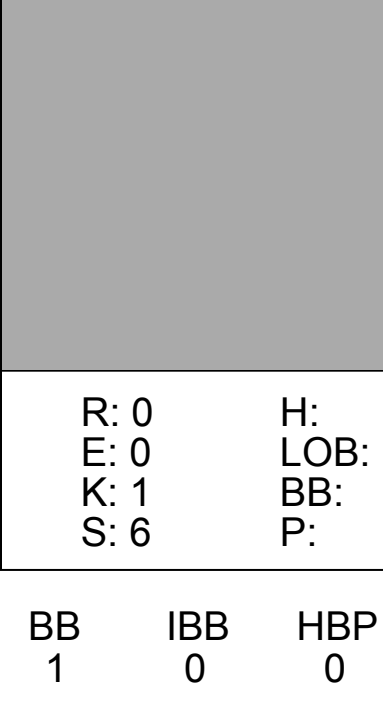
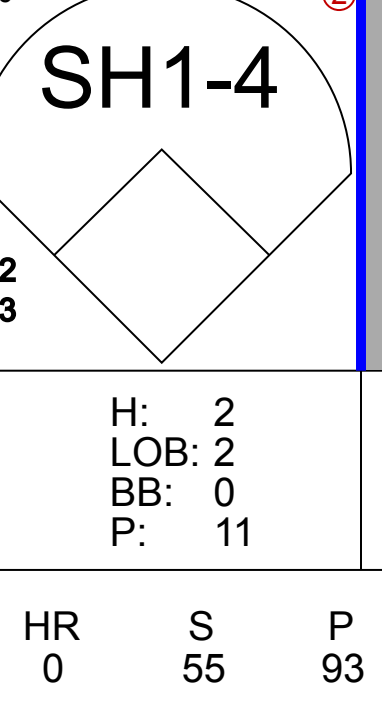

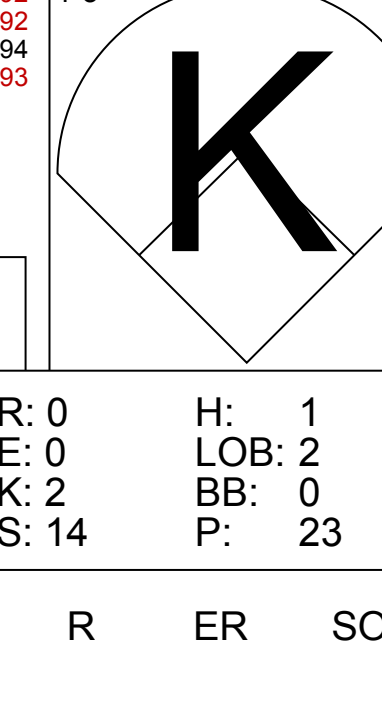
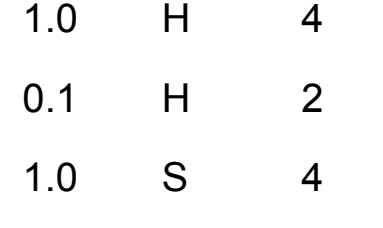






Batter	1	2	3	4	5	6	7	8	9	AB	R	H	RBI	BB	SO	LOB	TOP			
30 Justin Maxwell, R OBP: 0.337, SLG: 0.439										5	1	2	0	0	1	2				
34 Elijah Dukes, R OBP: 0.337, SLG: 0.401										4	0	0	1	1	1	1				
44 Adam Dunn, L OBP: 0.397, SLG: 0.531 54 Mike MacDougal, S (9, 1)										5	1	2	0	0	2	2				
11 Ryan Zimmerman, R OBP: 0.361, SLG: 0.520										3	2	1	0	2	0	2				
16 Josh Willingham, R OBP: 0.370, SLG: 0.504 52 Saul Rivera, S OBP: 0.500, SLG: 0.333 41 Ron Villone, L OBP: 0.333, SLG: 0.333 42 Jason Bergmann, R OBP: 0.333, SLG: 0.333 28 Michael Morse, R OBP: 0.304, SLG: 0.523 6 Ian Desmond, R OBP: 0.329, SLG: 0.557										4	0	0	0	0	0	5				
12 Alberto Gonzalez, R OBP: 0.299, SLG: 0.351										3	0	1	1	1	1	1				
23 Wil Nieves, R OBP: 0.309, SLG: 0.297 8 Jorge Padilla, R OBP: 0.130, SLG: 0.091 32 Jamie Burke, R OBP: 0.170, SLG: 0.184										3	0	1	0	1	1	2				
61 Livan Hernandez, R OBP: 0.179, SLG: 0.185 22 Willie Harris, L OBP: 0.362, SLG: 0.389										3	0	1	0	0	0	1				
Inning Stats	R: 0 H: 1 E: 0 K: 2 S: 10	H: 1 BB: 1 P: 20	R: 1 H: 1 E: 0 K: 1 S: 9	H: 1 BB: 1 P: 17	R: 3 H: 3 E: 0 K: 0 S: 18	H: 3 BB: 1 P: 32	R: 0 H: 1 E: 0 K: 0 S: 8	H: 1 LOB: 1 BB: 1 P: 14	R: 2 H: 2 E: 0 K: 1 S: 14	H: 2 LOB: 1 BB: 1 P: 24	R: 0 H: 1 E: 0 K: 1 S: 14	H: 1 LOB: 2 BB: 0 P: 20	R: 0 H: 1 E: 0 K: 1 S: 7	H: 1 LOB: 1 BB: 0 P: 9	R: 0 H: 0 E: 0 K: 0 S: 7	H: 0 LOB: 0 BB: 0 P: 12	1B: 4 2B: 3 3B: 2 HR: 1	SF: 0 SAC: 0 DP: 2 HBP: 0	WP: 0 PB: 0 SB: 0 CS: 1	PA: 40
PITCHER	IP WLS BF H R ER SO BB IBB HBP BLK WP HR S P ERA WHIP	IP WLS BF H R ER SO BB IBB HBP BLK WP HR S P ERA WHIP	IP WLS BF H R ER SO BB IBB HBP BLK WP HR S P ERA WHIP	IP WLS BF H R ER SO BB IBB HBP BLK WP HR S P ERA WHIP	IP WLS BF H R ER SO BB IBB HBP BLK WP HR S P ERA WHIP	IP WLS BF H R ER SO BB IBB HBP BLK WP HR S P ERA WHIP	IP WLS BF H R ER SO BB IBB HBP BLK WP HR S P ERA WHIP	IP WLS BF H R ER SO BB IBB HBP BLK WP HR S P ERA WHIP	IP WLS BF H R ER SO BB IBB HBP BLK WP HR S P ERA WHIP	IP WLS BF H R ER SO BB IBB HBP BLK WP HR S P ERA WHIP	IP WLS BF H R ER SO BB IBB HBP BLK WP HR S P ERA WHIP	IP WLS BF H R ER SO BB IBB HBP BLK WP HR S P ERA WHIP	IP WLS BF H R ER SO BB IBB HBP BLK WP HR S P ERA WHIP	IP WLS BF H R ER SO BB IBB HBP BLK WP HR S P ERA WHIP	IP WLS BF H R ER SO BB IBB HBP BLK WP HR S P ERA WHIP	IP WLS BF H R ER SO BB IBB HBP BLK WP HR S P ERA WHIP	IP WLS BF H R ER SO BB IBB HBP BLK WP HR S P ERA WHIP	IP WLS BF H R ER SO BB IBB HBP BLK WP HR S P ERA WHIP	IP WLS BF H R ER SO BB IBB HBP BLK WP HR S P ERA WHIP	IP WLS BF H R ER SO BB IBB HBP BLK WP HR S P ERA WHIP

Washington Nationals @ Atlanta Braves
Turner Field, Atlanta, GA
Fri Oct 02 2009, 7:30 PM EDT
Att: 33,124 - Cloudy - 70 F

AB 34
R 6
H 10
RBI 5
BB 6
SO 7
LOB 17



Batter	1	2	3	4	5	6	7	8	9	AB	R	H	RBI	BB	SO	LOB	BOTTOM			
24 Nate McLouth, L OBP: 0.352, SLG: 0.431										4	1	0	0	1	0	3				
14 Martin Prado, R OBP: 0.356, SLG: 0.466										5	0	4	0	0	0	2				
10 Chipper Jones, S OBP: 0.386, SLG: 0.432										5	0	0	1	0	2	4				
22 Adam LaRoche, L OBP: 0.358, SLG: 0.494										5	0	0	0	0	3	4				
18 Garret Anderson, L OBP: 0.307, SLG: 0.408										4	0	0	0	0	1	1				
19 Yunel Escobar, R OBP: 0.380, SLG: 0.440										4	1	1	0	0	0	0				
4 Omar Infante, R OBP: 0.367, SLG: 0.387										4	1	3	0	0	0	0				
8 David Ross, R OBP: 0.380, SLG: 0.508										3	0	2	2	0	0	0				
32 Derek Lowe, R OBP: 0.278, SLG: 0.222 54 Kris Medlen, S OBP: 0.333, SLG: 0.333 2 Kelly Johnson, L OBP: 0.333, SLG: 0.333 11 Kenshin Kawakami, R OBP: 0.333, SLG: 0.333 16 Brian McCann, L OBP: 0.333, SLG: 0.333 34 Eric O'Flaherty, L OBP: 0.333, SLG: 0.333										1	0	0	0	0	0	1				
Inning Stats	R: 0 H: 1 E: 1 K: 1 S: 7	H: 3 LOB: 2 BB: 0 P: 14	R: 2 H: 3 E: 0 K: 0 S: 16	H: 3 LOB: 1 BB: 1 P: 25	R: 0 H: 0 E: 0 K: 1 S: 6	H: 0 LOB: 0 BB: 0 P: 12	R: 0 H: 2 E: 0 K: 0 S: 7	H: 2 LOB: 1 BB: 0 P: 11	R: 0 H: 0 E: 0 K: 0 S: 5	H: 0 LOB: 0 BB: 0 P: 9	R: 1 H: 2 E: 0 K: 1 S: 12	H: 2 LOB: 1 BB: 0 P: 21	R: 0 H: 1 E: 0 K: 2 S: 14	H: 1 LOB: 2 BB: 0 P: 23	R: 0 H: 1 E: 0 K: 2 S: 11	H: 1 LOB: 1 BB: 0 P: 17	1B: 9 2B: 2 3B: 0 HR: 0	SF: 0 SAC: 1 DP: 0 HBP: 1	WP: 0 PB: 0 SB: 1 CS: 0	PA: 40
PITCHER	IP WLS BF H R ER SO BB IBB HBP BLK WP HR S P ERA WHIP	IP WLS BF H R ER SO BB IBB HBP BLK WP HR S P ERA WHIP	IP WLS BF H R ER SO BB IBB HBP BLK WP HR S P ERA WHIP	IP WLS BF H R ER SO BB IBB HBP BLK WP HR S P ERA WHIP	IP WLS BF H R ER SO BB IBB HBP BLK WP HR S P ERA WHIP	IP WLS BF H R ER SO BB IBB HBP BLK WP HR S P ERA WHIP	IP WLS BF H R ER SO BB IBB HBP BLK WP HR S P ERA WHIP	IP WLS BF H R ER SO BB IBB HBP BLK WP HR S P ERA WHIP	IP WLS BF H R ER SO BB IBB HBP BLK WP HR S P ERA WHIP	IP WLS BF H R ER SO BB IBB HBP BLK WP HR S P ERA WHIP	IP WLS BF H R ER SO BB IBB HBP BLK WP HR S P ERA WHIP	IP WLS BF H R ER SO BB IBB HBP BLK WP HR S P ERA WHIP	IP WLS BF H R ER SO BB IBB HBP BLK WP HR S P ERA WHIP	IP WLS BF H R ER SO BB IBB HBP BLK WP HR S P ERA WHIP	IP WLS BF H R ER SO BB IBB HBP BLK WP HR S P ERA WHIP	IP WLS BF H R ER SO BB IBB HBP BLK WP HR S P ERA WHIP	IP WLS BF H R ER SO BB IBB HBP BLK WP HR S P ERA WHIP	IP WLS BF H R ER SO BB IBB HBP BLK WP HR S P ERA WHIP	IP WLS BF H R ER SO BB IBB HBP BLK WP HR S P ERA WHIP	IP WLS BF H R ER SO BB IBB HBP BLK WP HR S P ERA WHIP

Washington Nationals @ Atlanta Braves
Turner Field, Atlanta, GA
Fri Oct 02 2009, 7:30 PM EDT
Att: 33,124 - Cloudy - 70 F

AB 37
R 3
H 11
RBI 3
BB 1
SO 7
LOB 17



