



Atlanta Braves - 2010

Batter	1	2	3	4	5	6	7	8	9	AB	R	H	RBI	BB	SO	LOB	TOP		
24 Nate McLouth, L (1,8) 78 Matt Young, L (4,7) (6,8)	L1	K		K			L5		FC4-6 BB	3	0	0	0	0	2	3	Atlanta Braves @ New York Mets Digital Domain Park, Port St. Lucie, FL Tue Mar 02 2010, 1:15 PM - 3:49 PM EST Att: 3,614 - Sunny - 70 F AB 33 R 2 H 6 RBI 2 BB 6 SO 11 LOB 21 		
14 Martin Prado, R (1,4) OBP: 0.333, SLG: 0.333 7 Brooks Conrad, S (5,4)	F7		71 1B 16 L1-3 1B		L1		18 G5-3 5 2B BB		FC4-6 1-2	3	1	1	0	0	0	0			
71 Jason Heyward, L (1,9) OBP: 1.000, SLG: 1.000 18 Brent Clevlen, R (5,9)	16 WP BB		19 S 16 L1-3 1B		19 WP BB		G5-3 1-2		F8	1	0	1	0	2	0	0			
16 Brian McCann, L (1,2) 5 Clint Sammons, R (4,2) OBP: 0.500, SLG: 1.000	1-2 BB		L1-3 1-2		K					1	0	0	1	1	0	1			
19 Yunel Escobar, R (1,6) 69 Brandon Hicks, R (5,6)	F8		3-H 0-3 2-3 K		G5-3 1-2		2H 2B			3	0	0	0	0	1	4			
53 Melky Cabrera, S (1,7) OBP: 0.333, SLG: 0.333 77 Cody Johnson, L (6,7)		4 WP 20 1B 1B	G6-3				K			3	0	1	0	0	1	1			
20 Eric Hinske, L (1,3) 70 Freddie Freeman, L (6,3)				4-0 30 FC6-4 BB		L7				2	0	1	0	1	0	0			
4 Omar Infante, R (1,5) 7 Joe Thurston, L (6,5)							E6 1B			3	0	1	0	0	2	3			
30 Mitch Jones, R (1,10)							F9			4	0	0	0	0	1	4			
Inning Stats	R: 0 E: 0 K: 0 S: 3	H: 0 LOB: 2 BB: 2 P: 11	R: 0 E: 0 K: 3 S: 11	H: 2 LOB: 2 BB: 0 P: 11	R: 1 E: 0 K: 1 S: 7	H: 2 LOB: 1 BB: 0 P: 7	R: 0 E: 0 K: 2 S: 7	H: 0 LOB: 1 BB: 1 P: 11	R: 0 E: 1 K: 1 S: 6	H: 1 LOB: 1 BB: 0 P: 6	R: 1 E: 0 K: 1 S: 6	H: 1 LOB: 1 BB: 1 P: 10	R: 0 E: 0 K: 2 S: 7	H: 0 LOB: 0 BB: 1 P: 7	R: 0 E: 0 K: 0 S: 3	H: 0 LOB: 1 BB: 1 P: 7	1B: 5 2B: 1 3B: 0 HR: 0	SF: 0 SAC: 0 DP: 0 HBP: 0	WP: 3 PA: 39 PB: 0 SB: 1 CS: 0
PITCHER	IP WLS BF H R ER SO BB IBB HBP BLK WP HR S P ERA WHIP	2.0 0.1 3 2 1 0 0 2 0 0 0 0 0 0 3 0.00 2.000	2.0 W 10 0 0 0 4 2 0 0 0 0 1 0 16 25 0.00 0.750	2.0 H 9 2 1 1 2 1 0 0 0 0 0 0 12 16 4.50 1.500	1.0 H 3 0 0 0 2 0 0 0 0 0 0 0 7 7 0.00 0.000	1.0 S 4 0 0 0 0 1 0 0 0 0 0 0 14 22 0.00 2.000	1.0 S 4 0 0 0 0 0 0 0 0 0 0 0 16 25 0.00 0.750	1.0 S 4 0 0 0 0 0 0 0 0 0 0 0 12 16 4.50 1.500	1.0 S 4 0 0 0 2 0 0 0 0 0 0 0 7 7 0.00 0.000	9.1 S 4 0 0 0 0 0 0 0 0 0 0 0 14 22 0.00 2.000	1.0 S 4 0 0 0 0 0 0 0 0 0 0 0 14 22 0.00 2.000	1.0 S 4 0 0 0 0 0 0 0 0 0 0 0 14 22 0.00 2.000	1.0 S 4 0 0 0 0 0 0 0 0 0 0 0 14 22 0.00 2.000	1.0 S 4 0 0 0 0 0 0 0 0 0 0 0 14 22 0.00 2.000	1.0 S 4 0 0 0 0 0 0 0 0 0 0 0 14 22 0.00 2.000	0.00 1.000	0.00 1.000	0.00 1.000	

Batter	1	2	3	4	5	6	7	8	9	AB	R	H	RBI	BB	SO	LOB	BOTTOM		
62 Jesús Feliciano, L (1,7) OBP: 0.750, SLG: 1.000 (6,8)	79 S 1B				SF8		79 CS BB			2	0	2	1	1	0	0	Atlanta Braves @ New York Mets Digital Domain Park, Port St. Lucie, FL Tue Mar 02 2010, 1:15 PM - 3:49 PM EST Att: 3,614 - Sunny - 70 F AB 28 R 4 H 7 RBI 4 BB 3 SO 5 LOB 10 		
79 Rubén Tejada, R (1,6) OBP: 0.333, SLG: 0.333 65 Russ Adams, L (8,6) OBP: 1.000, SLG: 4.000	K		F7		19 G6-4-3 1B		CS	3-1 HR		3	0	1	1	0	1	2			
19 Gary Matthews, S (1,8) 26 Fernando Martinez, L (6,7)	K			G3-1	G6-4-3			G3		3	0	0	0	0	1	3			
35 Mike Jacobs, L (1,10) 6 Nick Evans, R (6,PH) (7,10)	F8			G6-3			78 1B BB	G1-3		2	0	0	0	0	0	1			
23 Chris Carter, L (8,PH) (9,10)								L9		0	0	0	0	1	0	0			
66 Mike Hessman, R (1,5) 63 Shawn Bowman, R (7,5)	L5									3	0	0	0	0	1	1			
78 Ike Davis, L (1,3) OBP: 0.667, SLG: 1.000	K									3	1	2	0	0	1	0			
3 Chris Coste, R (1,2) 73 Shawn Riggans, R (6,2)										2	1	0	0	0	0	1			
92 Jason Pridie, L (1,9) OBP: 0.333, SLG: 0.333										1	0	0	0	0	0	2			
80 Luis Hernandez, S (1,4) 11 Anderson Hernandez, S (8,4)										3	1	1	1	0	1	0			
Inning Stats	R: 0 E: 0 K: 2 S: 8	H: 1 LOB: 1 BB: 0 P: 8	R: 0 E: 0 K: 1 S: 5	H: 0 LOB: 0 BB: 0 P: 5	R: 0 E: 0 K: 1 S: 4	H: 1 LOB: 0 BB: 0 P: 4	R: 0 E: 0 K: 1 S: 5	H: 0 LOB: 0 BB: 0 P: 5	R: 3 E: 1 K: 0 S: 6	H: 3 LOB: 1 BB: 1 P: 10	R: 0 E: 0 K: 0 S: 3	H: 1 LOB: 1 BB: 1 P: 7	R: 0 E: 0 K: 1 S: 4	H: 0 LOB: 0 BB: 1 P: 9	R: 1 E: 0 K: 0 S: 5	H: 1 LOB: 0 BB: 0 P: 8	1B: 5 2B: 1 3B: 0 HR: 1	SF: 1 SAC: 0 DP: 2 HBP: 0	WP: 0 PA: 33 PB: 0 SB: 1 CS: 1
PITCHER	IP WLS BF H R ER SO BB IBB HBP BLK WP HR S P ERA WHIP	2.0 H 7 1 0 0 1 0 0 0 0 0 0 9 9 0.00 0.500	1.0 L 7 3 3 2 0 1 0 0 0 0 0 0 6 10 18.00 4.000	1.0 L 4 1 0 0 0 1 0 0 0 0 0 0 3 7 0.00 2.000	1.0 L 3 0 0 0 1 1 0 0 0 0 0 0 4 9 0.00 1.000	1.0 S 4 0 0 0 0 0 0 0 0 0 0 0 14 22 0.00 2.000	1.0 S 4 0 0 0 0 0 0 0 0 0 0 0 14 22 0.00 2.000	1.0 S 4 0 0 0 0 0 0 0 0 0 0 0 14 22 0.00 2.000	1.0 S 4 0 0 0 0 0 0 0 0 0 0 0 14 22 0.00 2.000	8.1 S 4 0 0 0 0 0 0 0 0 0 0 0 14 22 0.00 2.000	1.0 S 4 0 0 0 0 0 0 0 0 0 0 0 14 22 0.00 2.000	1.0 S 4 0 0 0 0 0 0 0 0 0 0 0 14 22 0.00 2.000	1.0 S 4 0 0 0 0 0 0 0 0 0 0 0 14 22 0.00 2.000	1.0 S 4 0 0 0 0 0 0 0 0 0 0 0 14 22 0.00 2.000	1.0 S 4 0 0 0 0 0 0 0 0 0 0 0 14 22 0.00 2.000	9.00 1.000	9.00 1.000	9.00 1.000	

Batter	1	2	3	4	5	6	7	8	9	AB	R	H	RBI	BB	SO	LOB	TOP																			
22 Andrew McCutchen, R (1.8) OBP: 0.400, SLG: 0.250 58 John Raynor, R (6.8)	G6-3		BB					L3		2	0	0	0	1	0	0																				
2 Bobby Crosby, R (1.6) OBP: 0.333, SLG: 0.333 80 Brian Friday, R (6.6)	P6		BB					F7		3	0	1	1	0	0	0																				
85 Lastings Milledge, R (1.7) 61 Jonathan Van Every, L (6.7)	P4		BB					F8		2	0	0	0	1	0	2																				
19 Ryan Church, L (1.9) OBP: 0.167, SLG: 0.167 44 Brandon Moss, L (6.9)			BB							3	0	1	0	0	2	1																				
6 Jeff Clement, L (1.3) 51 Steve Pearce, R (6.3)			BB							2	0	0	0	1	0	2																				
17 Pedro Alvarez, L (1.10)			BB							4	0	0	0	0	3	2																				
15 Andy LaRoche, R (1.5) OBP: 0.200, SLG: 0.800 18 Neil Walker, S (7.5) 43 Gorkys Hernández, R (9. PPR)			BB							3	1	1	1	0	0	1																				
24 Delwyn Young, S (1.4) OBP: 0.500, SLG: 0.333 82 Doug Bernier, R (6.4)			BB							2	1	1	0	0	0	0																				
35 Jason Jaramillo, S (1.2) 75 Luke Carlin, S (6.2)			BB							2	0	0	0	0	1	1																				
Inning Stats	R: 0 E: 0 K: 0 S: 3	H: 0 LOB: 0 BB: 0 P: 3	R: 0 E: 0 K: 1 S: 5	H: 1 LOB: 0 BB: 0 P: 5	R: 1 E: 0 K: 0 S: 5	H: 2 LOB: 2 BB: 1 P: 9	R: 0 E: 0 K: 2 S: 7	H: 0 LOB: 1 BB: 1 P: 11	R: 0 E: 0 K: 1 S: 5	H: 0 LOB: 0 BB: 0 P: 5	R: 0 E: 0 K: 1 S: 5	H: 0 LOB: 1 BB: 1 P: 9	R: 1 E: 0 K: 1 S: 7	H: 1 LOB: 0 BB: 0 P: 10	R: 0 E: 0 K: 0 S: 3	H: 0 LOB: 0 BB: 2 P: 12	1B: 3 2B: 0 3B: 0 HR: 1	SF: 0 SAC: 0 DP: 1 HBP: 0	WP: 0 PB: 0 SB: 1 CS: 0	PA: 35																
PITCHER	IP	WLS	BF	H	R	ER	SO	BB	IBB	HBP	BLK	WP	HR	S	P	ERA	WHIP	PITCHER		IP	WLS	BF	H	R	ER	SO	BB	IBB	HBP	BLK	WP	HR	S	P	ERA	WHIP
11 Kenshin Kawakami, R (1.1) ERA: 4.5	2.0		6	1	0	0	1	0	0	0	0	0	0	8	8	0.00	0.500	74 Erik Cordier, R (9.1) ERA:		1.0		5	0	0	0	0	2	0	0	0	0	0	3	12	0.00	2.000
37 Jo-Jo Reyes, L (3.1) ERA: 4.5	2.0	W	10	2	1	1	2	2	0	0	0	0	0	12	20	4.50	2.000																			
59 James Parr, R (5.1) ERA: 9.0	2.0	H	7	0	0	2	2	1	0	0	0	0	0	10	14	0.00	0.500																			
56 Juan Abreu, R (7.1) ERA: 9.0	1.0	H	4	1	1	1	1	0	0	0	0	0	1	7	10	9.00	1.000																			
63 Lee Hyde, L (8.1) ERA:	1.0	H	3	0	0	0	0	0	0	0	0	0	0	3	3	0.00	0.000																			

Pittsburgh Pirates @ Atlanta Braves
Champion Stadium, Lake Buena Vista, FL
Thu Mar 04 2010, 1:12 PM - 3:51 PM EST
Att.: 4,004 - Sunny - 53 F


AB 30
R 2
H 4
RBI 2
BB 5
SO 6
LOB 12



Batter	1	2	3	4	5	6	7	8	9	AB	R	H	RBI	BB	SO	LOB	BOTTOM																			
24 Nate McLouth, L (1.8) 1 Grégor Blanco, L (5.8)	BB							K		2	1	0	0	1	0	1																				
71 Jason Heyward, L (1.9) OBP: 0.667, SLG: 0.660 30 Mitch Jones, R (5.9)	BB									2	0	0	0	0	0	0																				
10 Chipper Jones, S (1.5) OBP: 0.500, SLG: 0.333 7 Joe Thurston, L (6.5)	BB									2	0	1	0	1	0	2																				
25 Troy Glaus, R (1.3) OBP: 0.400, SLG: 0.250 70 Freddie Freeman, L (6.3)	BB									2	0	1	1	1	0	1																				
16 Brian McCann, L (1.2) OBP: 0.800, SLG: 1.000 5 Clint Sammons, R (6.2)	BB									1	0	1	0	2	0	0																				
23 Matt Diaz, R (1.7) OBP: 0.333, SLG: 0.200 77 Cody Johnson, L (6.7)	BB									3	0	0	0	0	2	6																				
20 Eric Hinske, L (1.10) OBP: 0.571, SLG: 0.250										2	2	0	0	1	1	0																				
4 Omar Infante, R (1.6) OBP: 0.333, SLG: 0.200 69 Brandon Hicks, R (7.6) OBP: 0.667, SLG: 2.000										2	1	0	0	1	0	1																				
7 Brooks Conrad, S (1.4) OBP: 0.500, SLG: 0.667										3	0	2	2	1	0	1																				
Inning Stats	R: 1 E: 0 K: 1 S: 5	H: 1 LOB: 2 BB: 2 P: 15	R: 0 E: 0 K: 0 S: 3	H: 0 LOB: 1 BB: 1 P: 8	R: 0 E: 0 K: 0 S: 2	H: 0 LOB: 3 BB: 3 P: 14	R: 2 E: 0 K: 0 S: 3	H: 1 LOB: 0 BB: 1 P: 8	R: 0 E: 0 K: 1 S: 6	H: 2 LOB: 1 BB: 0 P: 6	R: 1 E: 0 K: 0 S: 4	H: 1 LOB: 2 BB: 2 P: 12	R: 0 E: 0 K: 0 S: 3	H: 0 LOB: 0 BB: 0 P: 3	R: 0 E: 0 K: 2 S: 7	H: 0 LOB: 1 BB: 1 P: 11	1B: 2 2B: 4 3B: 0 HR: 0	SF: 1 SAC: 0 DP: 3 HBP: 2	WP: 0 PB: 1 SB: 2 CS: 0	PA: 37																
PITCHER	IP	WLS	BF	H	R	ER	SO	BB	IBB	HBP	BLK	WP	HR	S	P	ERA	WHIP	PITCHER		IP	WLS	BF	H	R	ER	SO	BB	IBB	HBP	BLK	WP	HR	S	P	ERA	WHIP
37 Charlie Morton, R (1.1) ERA: 4.5	2.0		10	1	1	1	0	4	0	1	0	0	0	5	22	9.00	2.500	78 Anthony Claggett, R (8.1) ERA:		1.0		4	0	0	0	2	1	0	0	0	0	7	11	0.00	1.000	
71 Brian Burres, L (3.1) ERA: 9.0	2.0	L	10	1	2	2	0	4	0	1	0	0	0	5	22	9.00	2.500																			
32 Brad Lincoln, R (5.1) ERA:	1.0		4	2	0	0	1	0	0	0	0	0	0	6	6	0.00	2.000																			
23 Vinnie Chulk, R (6.1) ERA: 9.0	1.0		6	1	1	1	0	2	0	0	0	0	0	4	12	9.00	3.000																			
27 Jeff Karstens, R (7.1) ERA:	1.0		3	0	0	0	0	0	0	0	0	0	0	3	3	0.00	0.000																			

Pittsburgh Pirates @ Atlanta Braves
Champion Stadium, Lake Buena Vista, FL
Thu Mar 04 2010, 1:12 PM - 3:51 PM EST
Att.: 4,004 - Sunny - 53 F

AB 24
R 4
H 5
RBI 4
BB 10
SO 4
LOB 15



Batter	1	2	3	4	5	6	7	8	9	AB	R	H	RBI	BB	SO	LOB	TOP
2 Roger Bernadina, L (1, 7) 29 Willy Taveras, R (6, 7)	G6-3		K														3 0 1 0 1 1 1 0 0 0 0 1 0 0
20 Adam Kennedy, L (1, 4) 12 Alberto Gonzalez, R (5, 4)	G3					F7		FC3-6									3 0 1 0 0 0 1 2 0 0 0 0 0 3
11 Ryan Zimmerman, R (1, 5) 24 Pete Orr, L (5, 5)	G5-3					F8		P4									3 0 0 0 0 0 2 2 0 0 0 0 1 3
38 Chris Duncan, L (1, 3) 62 Derek Norris, R (9, PH)		K				G4-3											3 1 1 0 1 1 1 1 0 0 0 0 0 0
34 Elijah Dukes, R (1, 9) 10 Eric Bruntlett, R (6, 6)	G5-3																3 2 2 0 0 0 0 2 0 0 0 0 1 1
7 Ivan Rodriguez, R (1, 2) 23 Wil Nieves, R (5, 2)	G6-3																2 0 0 0 0 1 2 3 0 0 0 0 1 2
30 Justin Maxwell, R (1, 8)																	2 2 0 0 2 1 3
28 Michael Morse, R (1, 10) 32 Kevin Mench, R (8, PH)																	2 2 2 2 1 0 0 1 0 0 0 0 0 0
6 Ian Desmond, R (1, 6) 3 Jerry Owens, L (8, PH)																	3 1 2 6 0 0 1 1 0 1 0 0 0 0
Inning Stats	R: 0 H: 0 E: 0 LOB: 0 K: 0 BB: 0 S: 3 P: 3	R: 0 H: 0 E: 0 LOB: 0 K: 1 BB: 0 S: 5 P: 5	R: 2 H: 3 E: 0 LOB: 1 K: 1 BB: 1 S: 8 P: 12	R: 2 H: 3 E: 0 LOB: 1 K: 2 BB: 0 S: 10 P: 10	R: 0 H: 0 E: 0 LOB: 1 K: 0 BB: 1 S: 3 P: 7	R: 4 H: 3 E: 0 LOB: 1 K: 0 BB: 2 S: 8 P: 18	R: 0 H: 0 E: 0 LOB: 1 K: 1 BB: 1 S: 5 P: 9	R: 0 H: 1 E: 0 LOB: 2 K: 1 BB: 1 S: 6 P: 11	R: 0 H: 0 E: 0 LOB: 0 K: 1 BB: 0 S: 5 P: 5	1B: 6 SF: 0 2B: 3 SAC: 0 3B: 0 DP: 0 HR: 1 HBP: 0	WP: 1 PA: 42 PB: 0 SB: 2 CS: 1						
PITCHER	IP WLS BF H R ER SO BB IBB HBP BLK WP HR S P ERA WHIP	IP WLS BF H R ER SO BB IBB HBP BLK WP HR S P ERA WHIP	IP WLS BF H R ER SO BB IBB HBP BLK WP HR S P ERA WHIP	IP WLS BF H R ER SO BB IBB HBP BLK WP HR S P ERA WHIP	IP WLS BF H R ER SO BB IBB HBP BLK WP HR S P ERA WHIP	IP WLS BF H R ER SO BB IBB HBP BLK WP HR S P ERA WHIP	IP WLS BF H R ER SO BB IBB HBP BLK WP HR S P ERA WHIP	IP WLS BF H R ER SO BB IBB HBP BLK WP HR S P ERA WHIP	IP WLS BF H R ER SO BB IBB HBP BLK WP HR S P ERA WHIP	IP WLS BF H R ER SO BB IBB HBP BLK WP HR S P ERA WHIP	IP WLS BF H R ER SO BB IBB HBP BLK WP HR S P ERA WHIP						
32 Derek Lowe, R (1, 1) 13 Billy Wagner, L (3, 1) 40 Takashi Saito, R (4, 1) 43 Jesse Chavez, R (5, 1) 38 Mike Dunn, L (6, 1)	2.0 6 0 0 0 1 0 0 0 0 0 0 0 8 8 0.00 0.000	1.0 6 3 2 2 1 1 0 0 0 0 0 0 8 12 18.00 4.000	1.0 6 3 2 2 2 0 0 0 0 0 0 0 10 10 18.00 3.000	1.2 11 3 4 4 0 3 0 0 0 0 1 10 24 21.60 3.600	1.1 5 0 0 0 1 1 0 0 0 0 0 0 6 10 0.00 0.750	2.0 8 1 0 0 2 1 0 0 0 0 0 0 11 16 0.00 1.000											
14 Martin Prado, R (1, 4) 7 Brooks Conrad, S (5, 4)	G6-3																3 1 2 2 0 0 0 2 1 1 1 0 0 1
71 Jason Heyward, L (1, 9) 1 Gregor Blanco, L (5, 9)	G3																3 1 1 1 0 0 1 2 0 2 1 0 0 0
10 Chipper Jones, S (1, 5) 7 Joe Thurston, L (4, 5)	G6-3																2 0 0 0 0 0 1 2 1 1 1 0 0 1
25 Troy Glaus, R (1, 3) 70 Freddie Freeman, L (4, 3)																	0 1 0 0 2 0 0 3 0 1 2 0 0 1
16 Brian McCann, L (1, 2) 57 Orlando Mercado, R (5, 2)																	3 1 1 0 0 0 3 0 0 0 0 2 0 0
19 Yunel Escobar, R (1, 6) 69 Brandon Hicks, R (5, 6)																	3 2 3 2 0 0 0 2 0 1 0 0 1 2
53 Melky Cabrera, S (1, 8) 78 Matt Young, L (5, 8)																	3 1 2 1 0 0 1 1 0 1 0 1 0 0
8 David Ross, R (1, 10) 77 Cody Johnson, L (9, 10)																	3 2 1 0 1 0 4 1 0 0 0 0 0 0
18 Brent Cleven, R (1, 7)																	4 0 0 0 0 1 7
Inning Stats	R: 0 H: 0 E: 0 LOB: 0 K: 0 BB: 0 S: 3 P: 3	R: 2 H: 3 E: 0 LOB: 2 K: 0 BB: 2 S: 5 P: 13	R: 0 H: 1 E: 0 LOB: 1 K: 0 BB: 1 S: 5 P: 9	R: 7 H: 7 E: 1 LOB: 1 K: 0 BB: 0 S: 11 P: 11	R: 1 H: 2 E: 0 LOB: 1 K: 0 BB: 0 S: 5 P: 5	R: 0 H: 1 E: 0 LOB: 3 K: 0 BB: 2 S: 4 P: 12	R: 1 H: 2 E: 0 LOB: 2 K: 1 BB: 1 S: 8 P: 14	R: 0 H: 1 E: 0 LOB: 0 K: 1 BB: 0 S: 5 P: 5	R: 0 H: 0 E: 0 LOB: 0 K: 1 BB: 0 S: 5 P: 5	1B: 11 SF: 0 2B: 5 SAC: 2 3B: 0 DP: 0 HR: 1 HBP: 0	WP: 0 PA: 45 PB: 0 SB: 1 CS: 1						
PITCHER	IP WLS BF H R ER SO BB IBB HBP BLK WP HR S P ERA WHIP	IP WLS BF H R ER SO BB IBB HBP BLK WP HR S P ERA WHIP	IP WLS BF H R ER SO BB IBB HBP BLK WP HR S P ERA WHIP	IP WLS BF H R ER SO BB IBB HBP BLK WP HR S P ERA WHIP	IP WLS BF H R ER SO BB IBB HBP BLK WP HR S P ERA WHIP	IP WLS BF H R ER SO BB IBB HBP BLK WP HR S P ERA WHIP	IP WLS BF H R ER SO BB IBB HBP BLK WP HR S P ERA WHIP	IP WLS BF H R ER SO BB IBB HBP BLK WP HR S P ERA WHIP	IP WLS BF H R ER SO BB IBB HBP BLK WP HR S P ERA WHIP	IP WLS BF H R ER SO BB IBB HBP BLK WP HR S P ERA WHIP	IP WLS BF H R ER SO BB IBB HBP BLK WP HR S P ERA WHIP						
43 Miguel Batista, R (1, 1) 35 Craig Stammen, R (3, 1) 50 Jesse English, L (4, 1) 46 Ryan Speier, R (5, 1) 45 Doug Slaten, L (6, 1)	2.0 10 3 2 2 0 2 0 0 0 0 0 0 10 14 9.00 2.500	1.1 9 4 4 4 0 1 0 0 0 0 0 0 6 6 13.50 6.000	1.0 5 2 1 1 0 0 0 0 0 0 0 0 5 5 9.00 2.000	1.0 6 1 0 0 0 2 0 0 0 0 0 0 4 12 0.00 3.000	1.0 3 1 0 0 1 0 0 0 0 0 0 0 5 5 0.00 1.000												

Washington Nationals @ Atlanta Braves
Champion Stadium, Lake Buena Vista, FL
Fri Mar 05 2010, 1:09 PM - 4:14 PM EST
Att: 4,473 - Sunny - 58 F


AB 36
R 8
H 10
RBI 8
BB 6
SO 7
LOB 20





Washington Nationals @ Atlanta Braves
Champion Stadium, Lake Buena Vista, FL
Fri Mar 05 2010, 1:09 PM - 4:14 PM EST
Att: 4,473 - Sunny - 58 F


AB 37
R 11
H 17
RBI 11
BB 6
SO 2
LOB 22



Batter	1	2	3	4	5	6	7	8	9	AB R H RBI BB SO LOB	TOP																								
											<p>Atlanta Braves @ New York Yankees George M. Steinbrenner Field, Tampa, FL Thu Mar 11 2010, 7:05 PM EST</p> <p>livebaseballscorecards.com</p> <p>AB 0 R 0 H 0 RBI 0 BB 0 SO 0 LOB 0</p> 																								
Inning Stats										1B: 0 SF: 0 WP: 0 PA: 0 2B: 0 SAC: 0 FB: 0 3B: 0 DP: 0 SB: 0 HR: 0 HBP: 0 CS: 0																									
PITCHER	IP	WLS	BF	H	R	ER	SO	BB	IBB	HBP	BLK	WP	HR	S	P	ERA	WHIP	PITCHER	IP	WLS	BF	H	R	ER	SO	BB	IBB	HBP	BLK	WP	HR	S	P	ERA	WHIP

Batter	1	2	3	4	5	6	7	8	9	AB R H RBI BB SO LOB	BOTTOM																								
											<p>Atlanta Braves @ New York Yankees George M. Steinbrenner Field, Tampa, FL Thu Mar 11 2010, 7:05 PM EST</p> <p>livebaseballscorecards.com</p> <p>AB 0 R 0 H 0 RBI 0 BB 0 SO 0 LOB 0</p> 																								
Inning Stats										1B: 0 SF: 0 WP: 0 PA: 0 2B: 0 SAC: 0 FB: 0 3B: 0 DP: 0 SB: 0 HR: 0 HBP: 0 CS: 0																									
PITCHER	IP	WLS	BF	H	R	ER	SO	BB	IBB	HBP	BLK	WP	HR	S	P	ERA	WHIP	PITCHER	IP	WLS	BF	H	R	ER	SO	BB	IBB	HBP	BLK	WP	HR	S	P	ERA	WHIP

Batter	1	2	3	4	5	6	7	8	9	AB R H RBI BB SO LOB	TOP																								
											Pittsburgh Pirates @ Atlanta Braves Champion Stadium, Lake Buena Vista, FL Fri Mar 12 2010, 1:05 PM EST livebaseballscorecards.com																								
		AB 0 R 0 H 0 RBI 0 BB 0 SO 0 LOB 0																																	
																																			
Inning Stats										1B: 0 SF: 0 WP: 0 PA: 0 2B: 0 SAC: 0 FB: 0 3B: 0 DP: 0 SB: 0 HR: 0 HBP: 0 CS: 0																									
PITCHER	IP	WLS	BF	H	R	ER	SO	BB	IBB	HBP	BLK	WP	HR	S	P	ERA	WHIP	PITCHER	IP	WLS	BF	H	R	ER	SO	BB	IBB	HBP	BLK	WP	HR	S	P	ERA	WHIP

Batter	1	2	3	4	5	6	7	8	9	AB R H RBI BB SO LOB	BOTTOM																								
											Pittsburgh Pirates @ Atlanta Braves Champion Stadium, Lake Buena Vista, FL Fri Mar 12 2010, 1:05 PM EST livebaseballscorecards.com																								
		AB 0 R 0 H 0 RBI 0 BB 0 SO 0 LOB 0																																	
																																			
Inning Stats										1B: 0 SF: 0 WP: 0 PA: 0 2B: 0 SAC: 0 FB: 0 3B: 0 DP: 0 SB: 0 HR: 0 HBP: 0 CS: 0																									
PITCHER	IP	WLS	BF	H	R	ER	SO	BB	IBB	HBP	BLK	WP	HR	S	P	ERA	WHIP	PITCHER	IP	WLS	BF	H	R	ER	SO	BB	IBB	HBP	BLK	WP	HR	S	P	ERA	WHIP

Batter	1	2	3	4	5	6	7	8	9	AB	R	H	RBI	BB	SO	LOB	TOP																			
24 Nate McLouth, L OBP: 0.154, SLG: 0.091 1 Gregor Blanco, L OBP: 0.294, SLG: 0.154	B1-3	K		K	SF8		G6-3		G1-3	3	0	0	0	0	2	3																				
7 Brooks Conrad, S OBP: 0.480, SLG: 0.667 84 Wes Timmons, R (4.4)	K		10 1B 20 SF7 BB	1B	1B	1-2 2-3 HBP	HBP		K	2	1	1	0	1	1	0																				
10 Chipper Jones, S OBP: 0.389, SLG: 0.333 92 Donell Linares, R (4.5)	G6-3		4 1B 16 BB 1-3 1B	P6	L8		F8			3	0	1	0	0	0	1																				
25 Troy Glaus, R OBP: 0.667, SLG: 0.625 22 J.C. Boscan, R OBP: 0.333, SLG: 0.333		F9	K		16 HR BB	K		1B 1B		2	1	0	0	1	1	2																				
16 Brian McCann, L OBP: 0.765, SLG: 1.417 Eric Duncan, L OBP: 0.500, SLG: 0.500		HR	4 1B 1-2 BB		1B 1B	1B 1B		K		2	2	2	3	1	0	0																				
20 Eric Hinske, L OBP: 0.522, SLG: 0.500 Mychal Jones, R OBP: 1.000, SLG: 1.000		1B	SF7		4 2B 1 SF8 1B	1B	1B	1B		2	2	1	2	1	0	0																				
4 Omar Infante, R OBP: 0.315, SLG: 0.290 68 Jonny Venters, L Robby Hoffinger, R OBP: 1.000, SLG: 1.000 39 Chris Resop, R 67 Orlando Mercado, R 72 Craig Kimbrel, R		1B	18 BB 4 1B 1B		84 HBP 1-3 2B	18 G4-6-3 1B		F8		3	0	3	0	0	0	0	AB 38																			
18 Brent Clevlen, R OBP: 0.217, SLG: 0.143		1B	F9		K	G4-6-3		F9		4	0	0	0	1	1	10	RBI 5																			
11 Kenshin Kawakami, R (1.1) 46 Manny Acosta, R (4.1) 30 Mitch Jones, R OBP: 0.167, SLG: 0.267 (5.7)	K			K	84 HBP BB		F7		F7	2	0	0	0	0	2	3	BB 5																			
Inning Stats	R: 0 E: 0 K: 1 S: 5	H: 0 LOB: 0 BB: 0 P: 5	R: 1 E: 0 K: 2 S: 11	H: 3 LOB: 3 BB: 1 P: 15	R: 1 E: 0 K: 1 S: 7	H: 2 LOB: 3 BB: 2 P: 15	R: 0 E: 0 K: 2 S: 8	H: 1 LOB: 1 BB: 0 P: 8	R: 3 E: 0 K: 1 S: 10	H: 3 LOB: 3 BB: 2 P: 22	R: 0 E: 0 K: 1 S: 7	H: 3 LOB: 1 BB: 0 P: 7	R: 0 E: 0 K: 0 S: 3	H: 0 LOB: 1 BB: 0 P: 4	R: 0 E: 0 K: 1 S: 7	H: 2 LOB: 2 BB: 0 P: 7	R: 0 E: 0 K: 1 S: 5	H: 0 LOB: 0 BB: 0 P: 5	1B: 11 2B: 1 3B: 0 HR: 2	SF: 2 SAC: 0 DP: 1 HBP: 2	WP: 0 PA: 47 PB: 0 SB: 0 CS: 0															
PITCHER	IP	WLS	BF	H	R	ER	SO	BB	IBB	HBP	BLK	WP	HR	S	P	ERA	WHIP	PITCHER		IP	WLS	BF	H	R	ER	SO	BB	IBB	HBP	BLK	WP	HR	S	P	ERA	WHIP
39 Brett Myers, R ERA: 6.0	4.0	W	21	6	2	2	6	3	0	0	0	0	1	31	43	4.50	2.250	59 Wilton Lopez, R ERA:		1.0	S	3	0	0	0	1	0	0	0	0	0	5	5	0.00	0.000	
48 Tim Byrdak, L ERA: 15.0	1.0		9	3	3	3	1	2	0	1	0	0	1	10	22	27.00	5.000																			
62 Roy Corcoran, R ERA: 8.1	1.0	H	5	3	0	0	1	0	0	0	0	0	0	7	7	0.00	3.000																			
54 Evan Englebrook, R ERA: 3.0	1.0	H	4	0	0	0	0	0	0	1	0	0	0	3	4	0.00	0.000																			
93 Fernando Abad, L ERA: 2.25	1.0	H	5	2	0	0	1	0	0	0	0	0	0	7	7	0.00	2.000																			

Atlanta Braves @ Houston Astros
Osceola County Stadium, Kissimmee, FL
Sun Mar 14 2010, 1:09 PM - 4:12 PM EDT
Att: 4,174 - Sunny - 64 F

AB 38
R 5
H 14
RBI 5
BB 5
SO 10
LOB 26



Batter	1	2	3	4	5	6	7	8	9	AB	R	H	RBI	BB	SO	LOB	BOTTOM																			
21 Michael Bourn, L OBP: 0.125, SLG: 0.125 26 Cory Sullivan, L OBP: 0.167, SLG: 0.118	G1-3		G4-3	FC6-4 3 1B		G1-3	L7			4	0	1	2	0	0	0																				
3 Kazuo Matsui, S OBP: 0.304, SLG: 0.429 69 Oswaldo Navarro, R OBP: 0.375, SLG: 0.286	G4-3		9 1B	9 HR		1B		K		3	2	1	1	0	0	1																				
9 Hunter Pence, R OBP: 0.545, SLG: 1.158 66 Alex Romero, R OBP: 0.444, SLG: 0.444	G6-3		45 2B	HR		K		1B		3	2	2	3	0	0	0																				
45 Carlos Lee, R OBP: 0.313, SLG: 0.667 4 Jason Michaels, R OBP: 0.421, SLG: 0.890 59 Wilton Lopez, R	F8		2B	HR		F9		BB		3	1	2	2	0	0	0																				
27 Geoff Blum, S OBP: 0.450, SLG: 0.600 16 Chris Shelton, R OBP: 0.316, SLG: 0.500		F8		HR				BB		1	0	0	0	1	0	1																				
77 Pedro Feliz, R OBP: 0.524, SLG: 0.762 23 Chris Johnson, R OBP: 0.364, SLG: 0.762		1B	F8	P4				K		3	0	1	0	0	0	1																				
12 Tommy Manzella, R OBP: 0.381, SLG: 0.476 18 Edwin Maysonet, R OBP: 0.467, SLG: 0.643			55 FC6-4 1B	E5 55 1B 21 1B	K			1B		3	1	1	0	0	1	0																				
55 Humberto Quintero, R OBP: 0.235, SLG: 0.188 72 Lou Santangelo, R OBP: 0.333, SLG: 0.333			21 1B	55 1B 21 1B	1B			1B		3	1	2	0	0	1	2																				
39 Brett Myers, R 8 Jeff Keppinger, R 46 Tim Byrdak, L 70 Brian Espinosa, R 82 Roy Corcoran, R 84 Evan Englebrook, R 64 Drea Meyer, L 93 Fernando Abad, L 30 Neenan Ramirez, L			K	K	K			FC3-2		1	0	0	0	0	1	0																				
Inning Stats	R: 0 E: 0 K: 0 S: 3	H: 0 LOB: 0 BB: 0 P: 3	R: 0 E: 0 K: 1 S: 7	H: 2 LOB: 2 BB: 0 P: 7	R: 2 E: 0 K: 1 S: 8	H: 3 LOB: 1 BB: 0 P: 8	R: 6 E: 1 K: 1 S: 12	H: 5 LOB: 0 BB: 0 P: 18	R: 0 E: 0 K: 2 S: 8	H: 1 LOB: 1 BB: 0 P: 8	R: 0 E: 0 K: 1 S: 6	H: 1 LOB: 1 BB: 0 P: 6	R: 0 E: 0 K: 0 S: 6	H: 3 LOB: 3 BB: 0 P: 6	R: 0 E: 0 K: 2 S: 7	H: 1 LOB: 1 BB: 1 P: 11	1B: 12 2B: 2 3B: 0 HR: 2	SF: 0 SAC: 0 DP: 0 HBP: 0	WP: 2 PA: 41 PB: 0 SB: 0 CS: 0																	
PITCHER	IP	WLS	BF	H	R	ER	SO	BB	IBB	HBP	BLK	WP	HR	S	P	ERA	WHIP	PITCHER		IP	WLS	BF	H	R	ER	SO	BB	IBB	HBP	BLK	WP	HR	S	P	ERA	WHIP
11 Kenshin Kawakami, R ERA: 5.15	1.0	L	20	8	6	4	3	0	0	0	0	0	2	27	9.82	2.182	59 Wilton Lopez, R ERA:		1.0	S	3	0	0	0	1	0	0	0	0	5	5	0.00	0.000			
46 Manny Acosta, R ERA: 4.15	0.1		3	2	2	1	0	0	0	0	0	0	2	4	9	27.00	6.000																			
68 Jonny Venters, L ERA: 2.08	1.0		4	1	0	0	2	0	0	0	0	1	0	8	8	0.00	1.000																			
39 Chris Resop, R ERA: 6.75	2.0		10	4	0	0	1	0	0	0	0	0	0	12	12	0.00	2.000																			
72 Craig Kimbrel, R ERA:	1.0		4	1	0	0	2	1	0	0	0	0	0	7	11	0.00	2.000																			

Atlanta Braves @ Houston Astros
Osceola County Stadium, Kissimmee, FL
Sun Mar 14 2010, 1:09 PM - 4:12 PM EDT
Att: 4,174 - Sunny - 64 F

AB 40
R 8
H 16
RBI 8
BB 1
SO 8
LOB 20



Batter	1	2	3	4	5	6	7	8	9	AB	R	H	RBI	BB	SO	LOB	TOP					
24 Nate McLouth, L (1, 8) 1 Gregor Blanco, L (5, 8) OBP: 0.138, SLG: 0.080 OBP: 0.368, SLG: 0.214	G4-3		F8		G1-3		1B		BB	3	0	0	0	0	0	2	<p>Atlanta Braves @ Washington Nationals</p> <p>Space Coast Stadium, Viera, FL</p> <p>Mon Mar 15 2010, 7:18 PM - 9:38 PM EDT</p> <p>Att: 5,030 - Partly Cloudy - 70 F</p>					
14 Martin Prado, R (1, 4) 69 Brandon Hicks, R (5, 6) OBP: 0.484, SLG: 0.500 OBP: 0.316, SLG: 0.438	HR		K		1B		P4		G4-3-6-4	3	1	2	3	0	1	0						
71 Jason Heyward, L (1, 9) 18 Brent Cleven, R (5, 9) OBP: 0.607, SLG: 0.600 OBP: 0.208, SLG: 0.136	1B		P5		BB		P4			2	1	1	0	1	0	0						
16 Brian McCann, L (1, 2) 57 Orlando Mercado, R (5, 2) OBP: 0.650, SLG: 1.133 OBP: 0.500, SLG: 0.280	F8				E3				F7	3	0	0	0	0	0	3						
19 Yunel Escobar, R (1, 8) 37 Jo-Jo Reyes, L (5, 1) 38 Mike Dunn, L (7, 1) 30 Mitch Jones, R (8, PH) 65 Jeff Lyman, R (8, 1) 33 Mariano Gomez, L (9, 1)	1B				K				BB	3	0	1	0	0	1	3						
53 Melky Cabrera, S (1, 7) 78 Matt Young, L (6, 7) OBP: 0.438, SLG: 0.407 OBP: 0.417, SLG: 0.300	1B				F9				G3	2	0	1	1	1	0	0						
20 Eric Hinske, L (1, 3) 70 Freddie Freeman, L (6, 3) OBP: 0.476, SLG: 0.381 OBP: 0.391, SLG: 0.381			P6		1B				G4-3	3	1	1	0	0	0	1						
4 Omar Infante, R (1, 5) 7 Joe Thurston, L (6, 5) OBP: 0.320, SLG: 0.304 OBP: 0.333, SLG: 0.555			K		1B				HR	3	1	1	0	0	1	0						
32 Derek Lowe, R (1, 1) 7 Brooks Conrad, S (5, 4) OBP: 0.444, SLG: 0.609			G6-3		K				F9	2	0	0	0	0	1	2						
										2	0	0	0	0	0	0						
Inning Stats	R: 2 E: 0 K: 0 S: 6	H: 4 LOB: 2 BB: 0 P: 8	R: 0 E: 0 K: 1 S: 5	H: 0 LOB: 0 BB: 0 P: 5	R: 0 E: 0 K: 1 S: 5	H: 0 LOB: 0 BB: 0 P: 5	R: 0 E: 0 K: 0 S: 3	H: 0 LOB: 0 BB: 0 P: 3	R: 2 E: 0 K: 2 S: 11	H: 3 LOB: 3 BB: 1 P: 16	R: 0 E: 0 K: 0 S: 2	H: 0 LOB: 0 BB: 1 P: 6	R: 0 E: 0 K: 0 S: 4	H: 1 LOB: 1 BB: 0 P: 4	R: 0 E: 0 K: 0 S: 3	H: 0 LOB: 1 BB: 1 P: 7	R: 1 E: 0 K: 0 S: 4	H: 1 LOB: 0 BB: 1 P: 9	1B: 7 2B: 0 3B: 0 HR: 2	SF: 0 SAC: 0 DP: 2 HBP: 0	WP: 0 PB: 1 SB: 0 CS: 0	PA: 38
PITCHER	IP WLS BF H R ER SO BB IBB HBP BLK WP HR S P ERA WHIP																					
49 Garrett Mock, R (1, 1) ERA: 4.0	4.0 L 15 4 2 2 2 0 0 0 0 0 0 1 19 21 4.50 1.000																					
58 Drew Storen, R (5, 1) ERA: 4.5	1.0 8 3 2 2 2 1 0 0 0 0 0 0 11 16 18.00 4.000																					
39 Shairon Martis, R (6, 1) ERA: 16.2	2.0 7 1 0 0 0 1 0 0 0 0 0 0 6 10 0.00 1.000																					
39 Tyler Walker, R (8, 1) ERA: 27.0	1.0 4 0 0 0 0 1 0 0 0 0 0 0 3 7 0.00 1.000																					
55 Matt Capps, R (9, 1) ERA: 10.9	1.0 4 1 1 1 0 1 0 0 0 0 0 1 4 9 9.00 2.000																					

Batter	1	2	3	4	5	6	7	8	9	AB	R	H	RBI	BB	SO	LOB	BOTTOM					
30 Justin Maxwell, R (1, 8) OBP: 0.333, SLG: 0.304	G4-3		K							4	0	0	0	0	2	3	<p>Atlanta Braves @ Washington Nationals</p> <p>Space Coast Stadium, Viera, FL</p> <p>Mon Mar 15 2010, 7:18 PM - 9:38 PM EDT</p> <p>Att: 5,030 - Partly Cloudy - 70 F</p>					
6 Ian Desmond, R (1, 6) OBP: 0.446, SLG: 0.692	G6-3				G6-3		F7		K	4	0	0	0	0	1	2						
11 Ryan Zimmerman, R (1, 5) OBP: 0.348, SLG: 0.652 39 Tyler Walker, R (8, 1) 22 Willie Harris, L (8, PH) 55 Matt Capps, R (9, 1)	K				K		F8		P5	3	0	0	0	0	2	0						
44 Adam Dunn, L (1, 3) 24 Pete Orr, L (8, 5) OBP: 0.222, SLG: 0.176 OBP: 0.200, SLG: 0.143	G6-3				K				1B	3	0	0	0	0	1	0						
34 Elijah Dukes, R (1, 9) OBP: 0.261, SLG: 0.250	K				G6-3		BB		K	3	0	0	0	1	2	1						
20 Adam Kennedy, L (1, 4) OBP: 0.292, SLG: 0.478	K				2B		BB		G1-6-3	3	1	1	0	1	1	1						
7 Ivan Rodriguez, R (1, 2) OBP: 0.286, SLG: 0.286 39 Shairon Martis, R (6, 1) 28 Michael Morse, R (7, PH) OBP: 0.310, SLG: 0.519	G4-3				1B		G5-4-3			2	0	1	1	0	0	0						
2 Roger Bernadina, L (1, 7) OBP: 0.412, SLG: 0.286	E3				L4				1B	3	1	1	0	0	0	1						
49 Garrett Mock, S (1, 1) 58 Drew Storen, S (5, 1) 23 Wil Nieves, R (5, PH) OBP: 0.235, SLG: 0.235	SH1-3				FC6-4				1B	0	0	0	0	0	0	0						
										2	0	1	0	0	0	1						
Inning Stats	R: 0 E: 0 K: 1 S: 5	H: 0 LOB: 0 BB: 0 P: 5	R: 0 E: 0 K: 2 S: 7	H: 0 LOB: 0 BB: 0 P: 7	R: 0 E: 1 K: 1 S: 6	H: 0 LOB: 1 BB: 0 P: 6	R: 0 E: 0 K: 2 S: 7	H: 0 LOB: 0 BB: 0 P: 7	R: 1 E: 0 K: 0 S: 5	H: 2 LOB: 1 BB: 0 P: 5	R: 0 E: 0 K: 0 S: 3	H: 0 LOB: 0 BB: 0 P: 3	R: 0 E: 0 K: 0 S: 2	H: 0 LOB: 1 BB: 2 P: 10	R: 1 E: 0 K: 2 S: 9	H: 2 LOB: 1 BB: 0 P: 10	R: 0 E: 0 K: 1 S: 5	H: 1 LOB: 0 BB: 0 P: 8	1B: 4 2B: 1 3B: 0 HR: 0	SF: 0 SAC: 1 DP: 2 HBP: 0	WP: 1 PB: 0 SB: 0 CS: 0	PA: 33
PITCHER	IP WLS BF H R ER SO BB IBB HBP BLK WP HR S P ERA WHIP																					
32 Derek Lowe, R (1, 1) ERA: 3.86	4.0 W 13 0 0 0 6 0 0 0 0 0 0 0 8 8 4.50 1.000																					
37 Jo-Jo Reyes, L (5, 1) ERA: 3.0	2.0 8 2 1 1 0 0 0 0 0 0 0 0 8 8 4.50 1.000																					
38 Mike Dunn, L (7, 1) ERA: 1.69	1.0 H 4 0 0 0 0 2 0 0 0 0 0 0 2 10 0.00 2.000																					
65 Jeff Lyman, R (8, 1) ERA: 3.0	1.0 H 5 2 1 1 2 0 0 0 0 0 1 0 9 10 9.00 2.000																					
33 Mariano Gomez, L (9, 1) ERA: 2.45	1.0 S 3 1 0 0 1 0 0 0 0 0 0 0 5 8 0.00 1.000																					



Batter	1	2	3	4	5	6	7	8	9	AB	R	H	RBI	BB	SO	LOB	TOP				
8 Chris Coghlan, L (1,7) OBP: 0.323, SLG: 0.552 90 Tim Torres, S (8,7)										4	1	2	0	0	0	0					
79 Bryan Petersen, L (1,8) OBP: 0.394, SLG: 0.517										4	1	1	1	0	1	1					
2 Hanley Ramirez, R (1,6) 16 Danny Richar, L (8,4) OBP: 0.250, SLG: 0.250										4	0	0	0	0	0	1					
15 Gaby Sanchez, R (1,3) OBP: 0.444, SLG: 0.435										4	1	1	1	0	2	0					
29 Ronny Paulino, R (1,2) 34 Vinny Rottino, R (8,2) OBP: 0.333, SLG: 0.200										3	0	2	0	0	1	0					
18 Wes Helms, R (1,5) OBP: 0.545, SLG: 0.400										3	0	0	0	1	1	3					
65 Scott Cousins, L (1,9)										4	0	1	1	0	1	2					
1 Emilio Bonifacio, S (1,4) (8,6)										4	0	1	0	0	1	2					
55 Josh Johnson, L (1,1) 51 Cristhian Martinez, R (4,1) 13 Mike Lamb, L (5,PH) 53 Dan Meyer, L (5,1) 93 Greg Burns, L (7,PH) 44 Brian Sanches, R (7,1)										1	0	0	0	0	1	0					
Inning Stats	R: 3 E: 0 K: 0 S: 7	H: 5 LOB: 2 BB: 0 P: 7	R: 0 E: 0 K: 1 S: 5	H: 0 LOB: 0 BB: 0 P: 5	R: 0 E: 0 K: 1 S: 5	H: 0 LOB: 0 BB: 0 P: 5	R: 0 E: 0 K: 1 S: 5	H: 1 LOB: 1 BB: 0 P: 6	R: 0 E: 0 K: 2 S: 7	H: 0 LOB: 0 BB: 0 P: 7	R: 0 E: 0 K: 1 S: 6	H: 1 LOB: 1 BB: 0 P: 6	R: 0 E: 0 K: 0 S: 3	H: 0 LOB: 2 BB: 1 P: 12	R: 0 E: 1 K: 2 S: 8	H: 0 LOB: 2 BB: 1 P: 12	1B: 6 2B: 1 3B: 1 HR: 0	SF: 0 SAC: 0 DP: 0 HBP: 0	WP: 0 PB: 0 SB: 0 CS: 1	PA: 36	
PITCHER	IP WLS BF H R ER SO BB IBB HBP BLK WP HR S P ERA WHIP	IP WLS BF H R ER SO BB IBB HBP BLK WP HR S P ERA WHIP	IP WLS BF H R ER SO BB IBB HBP BLK WP HR S P ERA WHIP	IP WLS BF H R ER SO BB IBB HBP BLK WP HR S P ERA WHIP	IP WLS BF H R ER SO BB IBB HBP BLK WP HR S P ERA WHIP	IP WLS BF H R ER SO BB IBB HBP BLK WP HR S P ERA WHIP	IP WLS BF H R ER SO BB IBB HBP BLK WP HR S P ERA WHIP	IP WLS BF H R ER SO BB IBB HBP BLK WP HR S P ERA WHIP	IP WLS BF H R ER SO BB IBB HBP BLK WP HR S P ERA WHIP	IP WLS BF H R ER SO BB IBB HBP BLK WP HR S P ERA WHIP	IP WLS BF H R ER SO BB IBB HBP BLK WP HR S P ERA WHIP	IP WLS BF H R ER SO BB IBB HBP BLK WP HR S P ERA WHIP	IP WLS BF H R ER SO BB IBB HBP BLK WP HR S P ERA WHIP	IP WLS BF H R ER SO BB IBB HBP BLK WP HR S P ERA WHIP	IP WLS BF H R ER SO BB IBB HBP BLK WP HR S P ERA WHIP	IP WLS BF H R ER SO BB IBB HBP BLK WP HR S P ERA WHIP	IP WLS BF H R ER SO BB IBB HBP BLK WP HR S P ERA WHIP	IP WLS BF H R ER SO BB IBB HBP BLK WP HR S P ERA WHIP	IP WLS BF H R ER SO BB IBB HBP BLK WP HR S P ERA WHIP	IP WLS BF H R ER SO BB IBB HBP BLK WP HR S P ERA WHIP	IP WLS BF H R ER SO BB IBB HBP BLK WP HR S P ERA WHIP

Florida Marlins @ Atlanta Braves
 Champion Stadium, Lake Buena Vista, FL
 Tue Mar 16 2010, 1:18 PM - 3:43 PM EDT
 Att: 7,066 - Overcast - 61 F

AB 34
 R 3
 H 8
 RBI 3
 BB 1
 SO 9
 LOB 10

Batter	1	2	3	4	5	6	7	8	9	AB	R	H	RBI	BB	SO	LOB	BOTTOM				
53 Melky Cabrera, S (1,8) 7 Brooks Conrad, S (5,5) OBP: 0.400, SLG: 0.583										3	0	0	0	0	1	1					
71 Jason Heyward, L (1,9) 58 Peter Moylan, R (7,1) 7 Joe Thurston, L (8,4) OBP: 0.360, SLG: 0.583										2	2	1	0	2	1	1					
10 Chipper Jones, S (1,5) 1 Gregor Blanco, L (5,8) OBP: 0.333, SLG: 0.188										3	1	2	1	0	0	1					
25 Troy Glaus, R (1,3) 34 Eric O'Flaherty, L (5,1) 13 Billy Wagner, L (6,1) 30 Mitch Jones, R (6,PH) (7,9)										3	1	2	2	0	0	1					
23 Matt Diaz, R (1,7) 78 Matt Young, L (8,7) OBP: 0.417, SLG: 0.300										3	1	1	0	1	0	2					
4 Omar Infante, R (1,4) 5 Clint Sammons, R (8,2) OBP: 0.400, SLG: 0.286										4	0	1	1	0	1	5					
8 David Ross, R (1,2) 68 Jonny Venters, L (8,1) 72 Craig Kimbrel, R (9,1)										4	0	1	2	0	1	1					
69 Brandon Hicks, R (1,6) OBP: 0.348, SLG: 0.450										4	0	2	0	0	1	3					
49 Jair Jurrjens, R (1,1) 40 Takashi Saito, L (4,1) 20 Eric Hinske, L (4,PH) 70 Freddie Freeman, L (5,3) OBP: 0.360, SLG: 0.348										1	0	0	0	0	0	1					
Inning Stats	R: 0 E: 0 K: 1 S: 5	H: 0 LOB: 1 BB: 1 P: 9	R: 1 E: 0 K: 1 S: 7	H: 2 LOB: 1 BB: 0 P: 7	R: 3 E: 0 K: 1 S: 8	H: 3 LOB: 2 BB: 2 P: 16	R: 2 E: 0 K: 0 S: 6	H: 3 LOB: 2 BB: 1 P: 10	R: 0 E: 0 K: 2 S: 7	H: 0 LOB: 1 BB: 1 P: 11	R: 0 E: 0 K: 1 S: 5	H: 0 LOB: 0 BB: 0 P: 5	R: 0 E: 0 K: 0 S: 5	H: 2 LOB: 2 BB: 0 P: 5	R: 0 E: 0 K: 0 S: 5	H: 2 LOB: 2 BB: 0 P: 5	1B: 10 2B: 1 3B: 0 HR: 0	SF: 0 SAC: 0 DP: 1 HBP: 0	WP: 1 PB: 0 SB: 0 CS: 0	PA: 39	
PITCHER	IP WLS BF H R ER SO BB IBB HBP BLK WP HR S P ERA WHIP	IP WLS BF H R ER SO BB IBB HBP BLK WP HR S P ERA WHIP	IP WLS BF H R ER SO BB IBB HBP BLK WP HR S P ERA WHIP	IP WLS BF H R ER SO BB IBB HBP BLK WP HR S P ERA WHIP	IP WLS BF H R ER SO BB IBB HBP BLK WP HR S P ERA WHIP	IP WLS BF H R ER SO BB IBB HBP BLK WP HR S P ERA WHIP	IP WLS BF H R ER SO BB IBB HBP BLK WP HR S P ERA WHIP	IP WLS BF H R ER SO BB IBB HBP BLK WP HR S P ERA WHIP	IP WLS BF H R ER SO BB IBB HBP BLK WP HR S P ERA WHIP	IP WLS BF H R ER SO BB IBB HBP BLK WP HR S P ERA WHIP	IP WLS BF H R ER SO BB IBB HBP BLK WP HR S P ERA WHIP	IP WLS BF H R ER SO BB IBB HBP BLK WP HR S P ERA WHIP	IP WLS BF H R ER SO BB IBB HBP BLK WP HR S P ERA WHIP	IP WLS BF H R ER SO BB IBB HBP BLK WP HR S P ERA WHIP	IP WLS BF H R ER SO BB IBB HBP BLK WP HR S P ERA WHIP	IP WLS BF H R ER SO BB IBB HBP BLK WP HR S P ERA WHIP	IP WLS BF H R ER SO BB IBB HBP BLK WP HR S P ERA WHIP	IP WLS BF H R ER SO BB IBB HBP BLK WP HR S P ERA WHIP	IP WLS BF H R ER SO BB IBB HBP BLK WP HR S P ERA WHIP	IP WLS BF H R ER SO BB IBB HBP BLK WP HR S P ERA WHIP	IP WLS BF H R ER SO BB IBB HBP BLK WP HR S P ERA WHIP

Florida Marlins @ Atlanta Braves
 Champion Stadium, Lake Buena Vista, FL
 Tue Mar 16 2010, 1:18 PM - 3:43 PM EDT
 Att: 7,066 - Overcast - 61 F

AB 34
 R 6
 H 11
 RBI 6
 BB 5
 SO 6
 LOB 23

Batter	1	2	3	4	5	6	7	8	9	AB	R	H	RBI	BB	SO	LOB	TOP							
53 Melky Cabrera, S OBP: 0.410, SLG: 0.382 1 Gregor Blanco, L OBP: 0.292, SLG: 0.158	(1,9) X 0-0 G6-3		(1,9) X 0-1 14 E 1B	(1,9) X 1-0 1B			(1,9) X 0-0 F7	(1,9) X 1-0 G4-3		3	1	2	0	0	0	0								
14 Martin Prado, R OBP: 0.432, SLG: 0.433 7 Joe Thurston, L OBP: 0.321, SLG: 0.519	(1,4) X 0-0 F7		(1,4) X 4-2 10 HR BB	(1,4) X 2-2 F8			(1,4) X 0-3 K	(1,4) X 0-0 G5-3		2	1	0	0	1	0	1								
10 Chipper Jones, S OBP: 0.462, SLG: 0.524 7 Brooks Conrad, S OBP: 0.424, SLG: 0.536	(1,5) B 4-0 BB		(1,5) B 1-1 HR		(1,5) B 1-0 F7		(1,5) X 0-0 70 1B 78 1B	(1,5) X 0-0 G2-3		1	1	1	2	1	0	0								
25 Troy Glaus, R OBP: 0.600, SLG: 0.522 70 Freddie Freeman, L OBP: 0.407, SLG: 0.375	(1,3) X 0-0 P3		(1,3) X 4-0 BB		(1,3) X 0-3 K		(1,3) X 0-0 78 1B	(1,3) X 4-0 BB		2	0	0	0	1	1	1								
23 Matt Diaz, R OBP: 0.412, SLG: 0.296 78 Matt Young, L OBP: 0.429, SLG: 0.333	(1,7) B 0-0 BB	(1,7) B 4-1 4 S BB	(1,7) B 0-3 K	(1,7) B 0-3 K		(1,7) B 1-0 G5-3	(1,7) X 0-0 3-H 1B	(1,7) X 0-0 G4-3		2	0	0	0	1	1	1								
24 Nate McLouth, L OBP: 0.114, SLG: 0.065 18 Brent Cleven, R OBP: 0.192, SLG: 0.125 54 Kris Medlen, S	(1,8) B 0-3 SAFE K	(1,8) B 0-3 SAFE K	(1,8) B 0-3 SAFE K	(1,8) B 0-3 SAFE K		(1,8) X 0-0 F8	(1,8) X 0-3 K			3	0	0	0	0	2	2								
4 Omar Infante, R OBP: 0.333, SLG: 0.355 69 Brandon Hicks, R OBP: 0.333, SLG: 0.429	(1,6) B 3-1 F9	(1,6) B 1-2 BB	(1,6) B 0-0 L4			(1,6) X 0-0 8 G1-4-3 1B	(1,6) X 0-0 1 S 1B			4	0	2	0	0	0	2								
8 David Ross, R OBP: 0.407, SLG: 0.409 22 J.C. Boscan, R OBP: 0.286, SLG: 0.286	(1,2) B 4-2 BB			(1,2) B 0-3 K		(1,2) X 0-0 G1-4-3	(1,2) X 0-3 K			2	0	0	0	1	1	1								
15 Tim Hudson, R OBP: 0.500, SLG: 0.435 30 Mitch Jones, R OBP: 0.182, SLG: 0.222	(1,1) B 2-3 K			(1,1) B 1-3 K			(1,1) X 4-0 7 1B 70 1B BB	(1,1) X 0-3 K		2	0	0	0	0	2	2								
Inning Stats	R: 0 E: 0 K: 0 S: 3	H: 0 LOB: 1 BB: 1 P: 7	R: 0 E: 0 K: 2 S: 12	H: 0 LOB: 2 BB: 25 P: 25	R: 3 E: 0 K: 2 S: 14	H: 2 LOB: 1 BB: 2 P: 23	R: 0 E: 0 K: 2 S: 10	H: 1 LOB: 1 BB: 0 P: 14	R: 0 E: 0 K: 1 S: 6	H: 0 LOB: 0 BB: 0 P: 7	R: 0 E: 0 K: 0 S: 3	H: 1 LOB: 0 BB: 3 P: 3	R: 2 E: 0 K: 2 S: 10	H: 3 LOB: 2 BB: 1 P: 14	R: 0 E: 0 K: 2 S: 8	H: 1 LOB: 1 BB: 1 P: 9	R: 0 E: 0 K: 0 S: 3	H: 0 LOB: 1 BB: 1 P: 7	1B: 7 2B: 0 3B: 0 HR: 1	SF: 0 SAC: 0 DP: 1 HBP: 0	WP: 0 PB: 0 SB: 2 CS: 0	PA: 41		
PITCHER	IP WLS BF H R ER SO BB IBB HBP BLK WP HR S P ERA WHIP	IP WLS BF H R ER SO BB IBB HBP BLK WP HR S P ERA WHIP	IP WLS BF H R ER SO BB IBB HBP BLK WP HR S P ERA WHIP	IP WLS BF H R ER SO BB IBB HBP BLK WP HR S P ERA WHIP	IP WLS BF H R ER SO BB IBB HBP BLK WP HR S P ERA WHIP	IP WLS BF H R ER SO BB IBB HBP BLK WP HR S P ERA WHIP	IP WLS BF H R ER SO BB IBB HBP BLK WP HR S P ERA WHIP	IP WLS BF H R ER SO BB IBB HBP BLK WP HR S P ERA WHIP	IP WLS BF H R ER SO BB IBB HBP BLK WP HR S P ERA WHIP	IP WLS BF H R ER SO BB IBB HBP BLK WP HR S P ERA WHIP	IP WLS BF H R ER SO BB IBB HBP BLK WP HR S P ERA WHIP	IP WLS BF H R ER SO BB IBB HBP BLK WP HR S P ERA WHIP	IP WLS BF H R ER SO BB IBB HBP BLK WP HR S P ERA WHIP	IP WLS BF H R ER SO BB IBB HBP BLK WP HR S P ERA WHIP	IP WLS BF H R ER SO BB IBB HBP BLK WP HR S P ERA WHIP	IP WLS BF H R ER SO BB IBB HBP BLK WP HR S P ERA WHIP	IP WLS BF H R ER SO BB IBB HBP BLK WP HR S P ERA WHIP	IP WLS BF H R ER SO BB IBB HBP BLK WP HR S P ERA WHIP	IP WLS BF H R ER SO BB IBB HBP BLK WP HR S P ERA WHIP	IP WLS BF H R ER SO BB IBB HBP BLK WP HR S P ERA WHIP	IP WLS BF H R ER SO BB IBB HBP BLK WP HR S P ERA WHIP	IP WLS BF H R ER SO BB IBB HBP BLK WP HR S P ERA WHIP	IP WLS BF H R ER SO BB IBB HBP BLK WP HR S P ERA WHIP	IP WLS BF H R ER SO BB IBB HBP BLK WP HR S P ERA WHIP

Atlanta Braves @ St. Louis Cardinals
Roger Dean Stadium, Jupiter, FL
Thu Mar 18 20:10, 1:12 PM - 3:36 PM EDT
Att: 7,524 - Sunny - 67 F

AB 34
R 5
H 8
RBI 4
BB 7
SO 11
LOB 18



Batter	1	2	3	4	5	6	7	8	9	AB	R	H	RBI	BB	SO	LOB	BOTTOM							
55 Skip Schumaker, L OBP: 0.194, SLG: 0.152 34 Nick Stavinoha, R OBP: 0.424, SLG: 0.594	(1,4) B 1-0 G3-1			(1,4) X 0-0 G4-3		(1,4) X 0-0 G4-3 3 5 2B		(1,4) B 1-0 HR		2	0	0	0	0	0	0								
3 Felipe Lopez, S OBP: 0.233, SLG: 0.296 27 Tyler Greene, R OBP: 0.250, SLG: 0.208	(1,6) B 1-1 G3			(1,6) B 2-2 5 G5-3 3B		(1,6) X 0-0 G4-3		(1,6) S 0-3 K		3	1	1	0	0	0	1								
5 Albert Pujols, R OBP: 0.250, SLG: 0.333 3 Ruben Gotay, S OBP: 0.421, SLG: 0.167	(1,3) B 1-0 G6-3			(1,3) B 1-0 G5-3		(1,3) X 0-0 2-3 2B		(1,3) X 0-0 G4-3		3	0	1	1	0	0	1								
28 Colby Rasmus, L OBP: 0.487, SLG: 0.633 22 Joe Mather, R OBP: 0.392, SLG: 0.414	(1,8) B 2-3 K	(1,8) B 2-3 K		(1,8) X 0-0 2H 3B		(1,8) X 0-0 47 G5-4-3 BB		(1,8) X 0-0 G6-3		2	0	1	1	0	1	0								
47 Ryan Ludwick, R OBP: 0.343, SLG: 0.567 41 Mitchell Boggs, R OBP: 0.392, SLG: 0.414 30 Jason Motte, R OBP: 0.392, SLG: 0.414 36 Dennyys Reyes, R OBP: 0.392, SLG: 0.414 90 James Rapoport, L OBP: 0.392, SLG: 0.414	(1,9) B 3-3 K			(1,9) X 0-0 F9		(1,9) X 0-0 G5-4-3		(1,9) X 0-0 P4-3		3	0	0	0	0	1	3								
8 Allen Craig, R OBP: 0.345, SLG: 0.593	(1,7) B 2-2 F7			(1,7) X 0-0 4 G3-4-1 2B		(1,7) X 0-0 K		(1,7) X 2-3 K		4	0	1	0	0	2	0								
4 Yadier Molina, R OBP: 0.321, SLG: 0.407 53 Blake Hawksworth, R OBP: 0.267, SLG: 0.269	(1,2) X 0-0 23 G6-4-3 1B			(1,2) X 0-0 G3-4-1		(1,2) X 0-3 K		(1,2) X 0-3 K		2	0	1	0	0	0	1								
23 David Freese, R OBP: 0.325, SLG: 0.314	(1,5) X 0-0 1-2 G6-4-3			(1,5) X 0-0 K		(1,5) X 0-3 K		(1,5) X 0-3 K		3	0	0	0	0	2	2								
48 Rich Hill, L OBP: 0.214, SLG: 0.154	(1,1) B 0-3 K			(1,1) X 0-0 G6-3				(1,1) X 0-0 F8		0	0	0	0	0	0	0								
Inning Stats	R: 0 E: 0 K: 0 S: 4	H: 0 LOB: 0 BB: 0 P: 7	R: 0 E: 0 K: 2 S: 9	H: 0 LOB: 0 BB: 0 P: 16	R: 0 E: 0 K: 1 S: 5	H: 1 LOB: 0 BB: 0 P: 5	R: 1 E: 0 K: 0 S: 7	H: 2 LOB: 1 BB: 0 P: 10	R: 0 E: 0 K: 0 S: 4	H: 1 LOB: 1 BB: 1 P: 8	R: 1 E: 0 K: 3 S: 9	H: 0 LOB: 0 BB: 0 P: 9	R: 1 E: 0 K: 1 S: 6	H: 1 LOB: 0 BB: 0 P: 7	R: 0 E: 0 K: 1 S: 5	H: 0 LOB: 0 BB: 0 P: 7	1B: 2 2B: 3 3B: 1 HR: 1	SF: 0 SAC: 0 DP: 2 HBP: 0	WP: 0 PB: 0 SB: 0 CS: 0	PA: 33				
PITCHER	IP WLS BF H R ER SO BB IBB HBP BLK WP HR S P ERA WHIP	IP WLS BF H R ER SO BB IBB HBP BLK WP HR S P ERA WHIP	IP WLS BF H R ER SO BB IBB HBP BLK WP HR S P ERA WHIP	IP WLS BF H R ER SO BB IBB HBP BLK WP HR S P ERA WHIP	IP WLS BF H R ER SO BB IBB HBP BLK WP HR S P ERA WHIP	IP WLS BF H R ER SO BB IBB HBP BLK WP HR S P ERA WHIP	IP WLS BF H R ER SO BB IBB HBP BLK WP HR S P ERA WHIP	IP WLS BF H R ER SO BB IBB HBP BLK WP HR S P ERA WHIP	IP WLS BF H R ER SO BB IBB HBP BLK WP HR S P ERA WHIP	IP WLS BF H R ER SO BB IBB HBP BLK WP HR S P ERA WHIP	IP WLS BF H R ER SO BB IBB HBP BLK WP HR S P ERA WHIP	IP WLS BF H R ER SO BB IBB HBP BLK WP HR S P ERA WHIP	IP WLS BF H R ER SO BB IBB HBP BLK WP HR S P ERA WHIP	IP WLS BF H R ER SO BB IBB HBP BLK WP HR S P ERA WHIP	IP WLS BF H R ER SO BB IBB HBP BLK WP HR S P ERA WHIP	IP WLS BF H R ER SO BB IBB HBP BLK WP HR S P ERA WHIP	IP WLS BF H R ER SO BB IBB HBP BLK WP HR S P ERA WHIP	IP WLS BF H R ER SO BB IBB HBP BLK WP HR S P ERA WHIP	IP WLS BF H R ER SO BB IBB HBP BLK WP HR S P ERA WHIP	IP WLS BF H R ER SO BB IBB HBP BLK WP HR S P ERA WHIP	IP WLS BF H R ER SO BB IBB HBP BLK WP HR S P ERA WHIP	IP WLS BF H R ER SO BB IBB HBP BLK WP HR S P ERA WHIP	IP WLS BF H R ER SO BB IBB HBP BLK WP HR S P ERA WHIP	IP WLS BF H R ER SO BB IBB HBP BLK WP HR S P ERA WHIP

Atlanta Braves @ St. Louis Cardinals
Roger Dean Stadium, Jupiter, FL
Thu Mar 18 20:10, 1:12 PM - 3:36 PM EDT
Att: 7,524 - Sunny - 67 F

AB 32
R 3
H 7
RBI 3
BB 1
SO 9
LOB 9



Batter	1	2	3	4	5	6	7	8	9	10	AB	R	H	RBI	BB	SO	LOB	TOP								
25 Ryan Raburn, R OBP: 0.606, SLG: 0.720	G1-3																	5	0	3	0	0	1	0		
18 Johnny Damon, L OBP: 0.412, SLG: 0.600																										
57 Casper Wells, R OBP: 0.414, SLG: 0.692																										
30 Magglio Ordonez, R OBP: 0.333, SLG: 0.531																										
26 Brennan Boesch, L OBP: 0.384, SLG: 0.500																										
19 Jeff Larish, L OBP: 0.433, SLG: 0.500																										
33 Ryan Strieby, R OBP: 0.333, SLG: 0.524																										
13 Alex Avila, L OBP: 0.379, SLG: 0.500																										
66 Robinson Diaz, R OBP: 0.412, SLG: 0.375																										
32 Don Kelly, L OBP: 0.388, SLG: 0.541																										
20 Scott Sizemore, R OBP: 0.325, SLG: 0.273																										
58 Brandon Douglas, R (7.4)																										
4 Adam Everett, R OBP: 0.138, SLG: 0.074																										
53 Audy Ciriaco, R OBP: 0.364, SLG: 0.300																										
38 Henry Rodriguez, R																										
34 Ben Guet, R																										
43 Mike Figue, R																										
45 David Robinson, L																										
12 Jeff Frazier, R																										
64 Josh Rainwater, R																										
67 Phil Dumatrai, R																										
22 Wade Covens, R																										
72 Robbie Weinhardt, R																										
Inning Stats	R: 0 E: 0 K: 0 S: 4	H: 1 LOB: 1 BB: 0 P: 4	R: 0 E: 0 K: 0 S: 4	H: 1 LOB: 1 BB: 0 P: 4	R: 0 E: 0 K: 2 S: 8	H: 1 LOB: 1 BB: 0 P: 8	R: 2 E: 1 K: 1 S: 8	H: 2 LOB: 1 BB: 0 P: 8	R: 1 E: 0 K: 1 S: 6	H: 1 LOB: 0 BB: 0 P: 7	R: 0 E: 0 K: 1 S: 5	H: 0 LOB: 0 BB: 0 P: 5	R: 1 E: 0 K: 1 S: 8	H: 3 LOB: 2 BB: 0 P: 5	R: 0 E: 0 K: 0 S: 4	H: 1 LOB: 1 BB: 0 P: 4	R: 0 E: 0 K: 1 S: 7	H: 2 LOB: 2 BB: 0 P: 7	R: 0 E: 0 K: 0 S: 3	H: 1 LOB: 1 BB: 0 P: 4	R: 0 E: 0 K: 0 S: 3	H: 1 LOB: 1 BB: 0 P: 4	1B: 8 2B: 3 3B: 0 HR: 2	SF: 0 SAC: 0 DP: 1 HBP: 1	WP: 0 PB: 0 SB: 0 CS: 0	PA: 44
PITCHER	IP WLS BF H R ER SO BB IBB HBP BLK WP HR S P ERA WHIP	5.0 22 6 3 2 4 0 0 0 0 0 0 2 30 31 3.60 1.200	1.0 3 0 0 0 1 0 0 0 0 0 0 0 5 5 0.00 0.000	1.0 6 3 1 1 1 0 0 0 0 0 0 0 8 8 9.00 3.000	1.0 4 1 0 0 0 0 0 0 0 0 0 0 4 4 0.00 1.000	1.0 5 2 0 0 1 0 0 0 0 0 0 0 7 7 0.00 2.000	10.1 1.0 WLS 4 H 1 R 0 ER 0 SO 0 BB 0 IBB 0 HBP 0 BLK 0 WP 0 HR 3 P 4 ERA 0.00 WHIP 1.000	11 Kenshin Kawakami, R ERA: 4.61	36 Scott Proctor, R ERA:	13 Billy Wagner, L ERA: 5.4	40 Takashi Saito, R ERA: 11.25	58 Peter Moylan, R ERA:	91 Cory Gearin, R ERA:													

Detroit Tigers @ Atlanta Braves
Champion Stadium, Lake Buena Vista, FL
Fri Mar 19 2010, 6:10 PM - 9:22 PM EDT
Att: 9,340 - Clear - 70 F

AB 43
R 4
H 13
RBI 3
BB 0
SO 7
LOB 22





Batter	1	2	3	4	5	6	7	8	9	10	AB	R	H	RBI	BB	SO	LOB	BOTTOM								
53 Melky Cabrera, S OBP: 0.405, SLG: 0.378	G6-3	G4-6-3																3	0	1	0	0	0	2		
78 Matt Young, L OBP: 0.412, SLG: 0.333																										
14 Martin Prado, R OBP: 0.488, SLG: 0.452																										
7 Jose Thurston, L OBP: 0.300, SLG: 0.483																										
10 Chipper Jones, S OBP: 0.517, SLG: 0.609																										
69 Brandon Hicks, R OBP: 0.333, SLG: 0.391																										
16 Brian McCann, L OBP: 0.571, SLG: 0.913																										
5 Clint Sammons, R OBP: 0.333, SLG: 0.222																										
25 Troy Claus, R OBP: 0.559, SLG: 0.481																										
70 Freddie Freeman, L OBP: 0.429, SLG: 0.400																										
18 Yonel Encobar, R OBP: 0.538, SLG: 0.526																										
36 Scott Proctor, R ERA:																										
13 Billy Wagner, L ERA: 5.4																										
4 Omar Infante, R OBP: 0.393, SLG: 0.375																										
40 Takashi Saito, L ERA: 11.25																										
58 Peter Moylan, R ERA:																										
18 Brent Cleaveland, R OBP: 0.166, SLG: 0.120																										
91 Cory Gearin, R ERA:																										
71 Jason Heyward, L OBP: 0.605, SLG: 0.704																										
1 Grégor Blanco, L OBP: 0.346, SLG: 0.238																										
23 Matt Diaz, R OBP: 0.432, SLG: 0.310																										
30 Mitch Jones, R OBP: 0.167, SLG: 0.200																										
11 Kenshin Kawakami, R ERA:																										
7 Brooke Conrad, S OBP: 0.389, SLG: 0.484																										
Inning Stats	R: 2 E: 0 K: 1 S: 7	H: 2 LOB: 1 BB: 0 P: 8	R: 0 E: 0 K: 0 S: 3	H: 1 LOB: 1 BB: 1 P: 7	R: 0 E: 0 K: 1 S: 5	H: 1 LOB: 1 BB: 1 P: 9	R: 0 E: 0 K: 1 S: 6	H: 1 LOB: 1 BB: 0 P: 6	R: 0 E: 0 K: 0 S: 5	H: 3 LOB: 2 BB: 0 P: 9	R: 0 E: 0 K: 1 S: 6	H: 1 LOB: 3 BB: 1 P: 11	R: 0 E: 0 K: 1 S: 7	H: 2 LOB: 2 BB: 0 P: 7	R: 0 E: 0 K: 1 S: 5	H: 0 LOB: 0 BB: 0 P: 5	R: 1 E: 1 K: 0 S: 7	H: 3 LOB: 3 BB: 0 P: 7	R: 0 E: 0 K: 0 S: 3	H: 1 LOB: 1 BB: 1 P: 7	R: 0 E: 0 K: 0 S: 3	H: 1 LOB: 1 BB: 0 P: 4	1B: 12 2B: 3 3B: 0 HR: 0	SF: 0 SAC: 0 DP: 3 HBP: 2	WP: 0 PB: 0 SB: 2 CS: 1	PA: 49
PITCHER	IP WLS BF H R ER SO BB IBB HBP BLK WP HR S P ERA WHIP	3.0 14 4 2 2 2 2 0 1 0 0 0 0 15 24 6.00 2.000	2.0 10 4 1 1 1 1 0 0 0 0 0 0 11 15 4.50 2.500	1.0 6 1 0 0 1 1 0 1 0 0 0 0 6 11 0.00 2.000	1.0 H 5 2 0 0 1 0 0 0 0 0 0 0 7 7 0.00 2.000	1.0 H 3 0 0 0 1 0 0 0 0 0 0 0 5 5 0.00 0.000	2.0 2.0 WLS 11 H 4 R 1 ER 0 SO 1 BB 0 IBB 0 HBP 0 BLK 0 WP 0 HR 10 P 14 ERA 4.50 WHIP 2.500	43 Alfredo Figaro, R ERA: 7.5	55 Daniel Schlereth, L ERA: 13.5	64 Josh Rainwater, R ERA:	67 Phil Dumatrai, L ERA: 3.38	72 Robbie Weinhardt, R ERA: 1.29														

Detroit Tigers @ Atlanta Braves
Champion Stadium, Lake Buena Vista, FL
Fri Mar 19 2010, 6:10 PM - 9:22 PM EDT
Att: 9,340 - Clear - 70 F

AB 42
R 4
H 15
RBI 4
BB 5
SO 6
LOB 36



Batter	1	2	3	4	5	6	7	8	9	AB R H RBI BB SO LOB	TOP																								
											St. Louis Cardinals @ Atlanta Braves Champion Stadium, Lake Buena Vista, FL Sun Mar 21 2010, 1:05 PM EDT livebaseballscorecards.com																								
		AB 0 R 0 H 0 RBI 0 BB 0 SO 0 LOB 0																																	
																																			
Inning Stats										1B: 0 SF: 0 2B: 0 SAC: 0 3B: 0 DP: 0 HR: 0 HBP: 0	WP: 0 PA: 0 FB: 0 SB: 0 CS: 0																								
PITCHER	IP	WLS	BF	H	R	ER	SO	BB	IBB	HBP	BLK	WP	HR	S	P	ERA	WHIP	PITCHER	IP	WLS	BF	H	R	ER	SO	BB	IBB	HBP	BLK	WP	HR	S	P	ERA	WHIP

Batter	1	2	3	4	5	6	7	8	9	AB R H RBI BB SO LOB	BOTTOM																								
											St. Louis Cardinals @ Atlanta Braves Champion Stadium, Lake Buena Vista, FL Sun Mar 21 2010, 1:05 PM EDT livebaseballscorecards.com																								
		AB 0 R 0 H 0 RBI 0 BB 0 SO 0 LOB 0																																	
																																			
Inning Stats										1B: 0 SF: 0 2B: 0 SAC: 0 3B: 0 DP: 0 HR: 0 HBP: 0	WP: 0 PA: 0 FB: 0 SB: 0 CS: 0																								
PITCHER	IP	WLS	BF	H	R	ER	SO	BB	IBB	HBP	BLK	WP	HR	S	P	ERA	WHIP	PITCHER	IP	WLS	BF	H	R	ER	SO	BB	IBB	HBP	BLK	WP	HR	S	P	ERA	WHIP

Batter	1	2	3	4	5	6	7	8	9	AB	R	H	RBI	BB	SO	LOB	TOP							
53 Melky Cabrera, S OBP: 0.396, SLG: 0.357 71 Jason Heyward, L OBP: 0.523, SLG: 0.576										2	1	1	0	1	0	1								
14 Martin Prado, R OBP: 0.500, SLG: 0.485 7 Joe Thurston, L OBP: 0.353, SLG: 0.515										2	0	1	0	1	0	1								
10 Chipper Jones, S OBP: 0.531, SLG: 0.625 7 Brooks Conrad, S OBP: 0.400, SLG: 0.455										1	0	1	1	1	0	0								
25 Troy Glaus, R OBP: 0.514, SLG: 0.433 20 Eric Hinske, L OBP: 0.514, SLG: 0.444 84 Wes Timmons, R (9, PR)										3	0	0	0	0	2	4								
16 Brian McCann, L OBP: 0.548, SLG: 0.840 8 David Ross, R OBP: 0.406, SLG: 0.462										2	1	0	0	1	0	3								
19 Yunel Escobar, R OBP: 0.421, SLG: 0.618 78 Matt Young, L OBP: 0.400, SLG: 0.333										3	1	1	2	0	0	0								
23 Matt Diaz, R OBP: 0.327, SLG: 0.297 1 Grégor Blanco, L OBP: 0.367, SLG: 0.250										3	0	0	0	0	1	0								
24 Nate McLouth, L OBP: 0.327, SLG: 0.297 68 Jonny Venters, L OBP: 0.338, SLG: 0.338 13 Billy Wagner, L OBP: 0.338, SLG: 0.338 70 Freddie Freeman, L OBP: 0.338, SLG: 0.338 Luis Bolivar, R OBP: 0.338, SLG: 0.338 36 Scott Proctor, R OBP: 0.338, SLG: 0.338										3	0	1	0	0	0	0								
48 Tommy Hanson, R OBP: 0.410, SLG: 0.432										1	0	0	0	0	1	1								
4 Omar Infante, R OBP: 0.410, SLG: 0.432										2	0	2	0	0	0	0								
Inning Stats	R: 1 E: 0 K: 1 S: 7	H: 2 LOB: 1 BB: 0 P: 7	R: 0 E: 0 K: 1 S: 6	H: 1 LOB: 1 BB: 0 P: 6	R: 0 E: 0 K: 1 S: 5	H: 1 LOB: 1 BB: 1 P: 9	R: 2 E: 1 K: 0 S: 5	H: 1 LOB: 1 BB: 1 P: 11	R: 0 E: 0 K: 0 S: 2	H: 0 LOB: 0 BB: 2 P: 10	R: 0 E: 0 K: 1 S: 5	H: 0 LOB: 0 BB: 1 P: 5	R: 0 E: 0 K: 0 S: 4	H: 1 LOB: 2 BB: 1 P: 8	R: 1 E: 0 K: 1 S: 7	H: 3 LOB: 2 BB: 1 P: 11	R: 2 E: 0 K: 0 S: 4	H: 1 LOB: 2 BB: 1 P: 9	1B: 8 2B: 2 3B: 0 HR: 1	SF: 2 SAC: 1 DP: 2 HBP: 1	WP: 1 PB: 0 CS: 0	PA: 43		
PITCHER	IP WLS BF H R ER SO BB IBB HBP BLK WP HR S P ERA WHIP	4.1 22 5 3 3 3 4 0 0 0 0 0 1 24 42 6.23 2.077	0.2 1 0 0 0 0 0 0 0 0 0 0 0 1 1 0.00 0.000	1.0 3 0 0 0 1 0 0 0 0 0 0 0 5 5 0.00 0.000	1.0 W 5 1 0 0 0 1 0 0 0 0 0 0 4 8 0.00 2.000	1.0 H 6 3 1 1 1 1 1 0 0 0 0 1 0 7 11 9.00 4.000																		

Atlanta Braves @ New York Mets
Digital Domain Park, Port St. Lucie, FL
Tue Mar 23 2010, 1:22 PM - 4:14 PM EDT
Att: 5,197 - Sunny - 67 F

AB 32
R 6
H 10
RBI 5
BB 7
SO 5
LOB 21



Batter	1	2	3	4	5	6	7	8	9	AB	R	H	RBI	BB	SO	LOB	BOTTOM					
13 Alex Cora, L OBP: 0.323, SLG: 0.367 26 Fernando Martinez, L OBP: 0.439, SLG: 0.959										4	1	1	0	0	0	0						
1 Luis Castillo, S OBP: 0.368, SLG: 0.324 35 Mike Jacobs, L OBP: 0.345, SLG: 0.458										2	1	1	0	2	1	0						
5 David Wright, R OBP: 0.524, SLG: 0.531 65 Russ Adams, L OBP: 0.458, SLG: 0.636										3	1	0	0	1	1	3						
44 Jason Bay, R OBP: 0.447, SLG: 0.688 39 Bobby Parnell, R OBP: 0.367, SLG: 0.250 50 Sean Green, R OBP: 0.367, SLG: 0.250										4	0	1	1	0	1	3						
28 Daniel Murphy, L OBP: 0.162, SLG: 0.212 18 Ryota Igarashi, R OBP: 0.396, SLG: 0.432 79 Rubén Tejada, R OBP: 0.396, SLG: 0.432										3	0	0	0	0	2	2						
12 Jeff Francoeur, R OBP: 0.316, SLG: 0.424										2	2	1	1	2	0	0						
19 Gary Matthews, S OBP: 0.417, SLG: 0.688										4	0	2	1	0	0	0						
21 Rod Barajas, R OBP: 0.267, SLG: 0.467 9 Omar Santos, R OBP: 0.400, SLG: 0.667										2	0	0	0	0	1	2						
46 Oliver Pérez, L OBP: 0.396, SLG: 0.357 96 Raul Valdes, L OBP: 0.323, SLG: 0.367 76 Jenny Mejia, R OBP: 0.345, SLG: 0.458 17 Fernando Tatis, R OBP: 0.130, SLG: 0.090										2	0	0	0	0	1	0						
Inning Stats	R: 0 E: 0 K: 1 S: 5	H: 0 LOB: 0 BB: 0 P: 5	R: 0 E: 0 K: 0 S: 4	H: 1 LOB: 2 BB: 1 P: 8	R: 1 E: 0 K: 1 S: 7	H: 2 LOB: 2 BB: 1 P: 11	R: 1 E: 0 K: 2 S: 8	H: 1 LOB: 0 BB: 0 P: 8	R: 0 E: 0 K: 1 S: 5	H: 0 LOB: 1 BB: 1 P: 9	R: 1 E: 0 K: 1 S: 6	H: 1 LOB: 1 BB: 1 P: 10	R: 2 E: 1 K: 2 S: 8	H: 1 LOB: 0 BB: 1 P: 15	R: 2 E: 0 K: 0 S: 4	H: 1 LOB: 2 BB: 3 P: 16	1B: 5 2B: 0 3B: 1 HR: 1	SF: 0 SAC: 0 DP: 0 HBP: 0	WP: 0 PB: 0 CS: 0	PA: 39		
PITCHER	IP WLS BF H R ER SO BB IBB HBP BLK WP HR S P ERA WHIP	5.0 22 4 2 2 2 3 0 0 0 0 0 0 6 10 9.00 2.000	1.0 B 5 1 1 1 1 1 0 0 0 0 0 0 6 10 9.00 2.000	1.0 L 5 1 2 0 2 1 0 0 0 0 0 0 8 15 0.00 2.000	1.0 7 1 2 2 0 3 0 0 0 0 0 0 4 16 18.00 4.000																	

Atlanta Braves @ New York Mets
Digital Domain Park, Port St. Lucie, FL
Tue Mar 23 2010, 1:22 PM - 4:14 PM EDT
Att: 5,197 - Sunny - 67 F

AB 31
R 7
H 7
RBI 5
BB 8
SO 8
LOB 14



Batter	1	2	3	4	5	6	7	8	9	10	AB	R	H	RBI	BB	SO	LOB	TOP							
24 Nate McLouth, L OBP: 0.130, SLG: 0.167 69 Brandon Hicks, R OBP: 0.286, SLG: 0.323											4	1	1	1	0	1	2								
19 Yunel Escobar, R OBP: 0.388, SLG: 0.550 60 Jonny Venters, L OBP: 0.438, SLG: 0.429											4	0	0	0	0	0	1								
71 Jason Heyward, L OBP: 0.500, SLG: 0.537 78 Matt Young, L OBP: 0.384, SLG: 0.300											4	1	1	0	0	1	0								
23 Matt Diaz, R OBP: 0.355, SLG: 0.318 Luis Bolivar, R											4	2	2	0	0	1	0								
20 Eric Hinske, L OBP: 0.538, SLG: 0.552 Willie Cabrera, R											2	1	1	3	2	1	0								
4 Omar Infante, R OBP: 0.467, SLG: 0.475 84 Wes Timmons, R											3	1	2	0	1	0	0								
8 David Ross, R OBP: 0.441, SLG: 0.500 22 J.C. Boscan, R OBP: 0.222, SLG: 0.222											2	0	2	0	0	0	0								
7 Brooks Conrad, S OBP: 0.356, SLG: 0.395 43 Jesse Chavez, R 91 Cory Gearrin, R 46 Manny Acosta, R											4	0	0	0	0	1	5								
11 Kenshin Kawakami, R OBP: 0.167, SLG: 0.167 1 Gregor Blanco, L OBP: 0.353, SLG: 0.222											1	0	1	1	0	0	0								
Inning Stats	R: 1 E: 0 K: 1 S: 7	H: 1 LOB: 0 BB: 0 P: 7	R: 0 E: 0 K: 1 S: 5	H: 1 LOB: 0 BB: 0 P: 6	R: 0 E: 0 K: 1 S: 4	H: 1 LOB: 1 BB: 0 P: 4	R: 4 E: 1 K: 1 S: 10	H: 5 LOB: 1 BB: 0 P: 10	R: 0 E: 0 K: 1 S: 5	H: 0 LOB: 0 BB: 0 P: 5	R: 0 E: 0 K: 1 S: 5	H: 1 LOB: 1 BB: 1 P: 9	R: 0 E: 0 K: 0 S: 3	H: 0 LOB: 0 BB: 0 P: 3	R: 1 E: 0 K: 0 S: 4	H: 1 LOB: 2 BB: 2 P: 12	R: 0 E: 0 K: 0 S: 3	H: 0 LOB: 0 BB: 0 P: 3	R: 0 E: 0 K: 1 S: 5	H: 0 LOB: 1 BB: 1 P: 9	1B: 6 2B: 2 3B: 0 HR: 2	SF: 0 SAC: 1 DP: 1 HBP: 0	WP: 0 PB: 0 SB: 1 CS: 1	PA: 43	
PITCHER	IP WLS BF H R ER SO BB IBB HBP BLK WP HR S P ERA WHIP	37 Charlie Morton, R ERA: 5.3	47 Evan Meek, R ERA: 7.26	74 Brian Bass, R ERA: 4.26	27 Jeff Karstens, R ERA: 5.67	79 Steven Jackson, R ERA: 5.68																			

Atlanta Braves @ Pittsburgh Pirates
McKechnie Field, Bradenton, FL
Thu Mar 25 2010, 1:06 PM - 4:25 PM EDT
Att. 3,897 - Cloudy - 78 F

AB 37
R 6
H 10
RBI 6
BB 4
SO 6
LOB 14



Batter	1	2	3	4	5	6	7	8	9	10	AB	R	H	RBI	BB	SO	LOB	BOTTOM							
22 Andrew McCutchen, R OBP: 0.342, SLG: 0.361 Starling Marte, R OBP: 0.500, SLG: 0.500											3	0	1	0	0	0	1								
3 Akinori Iwamura, L OBP: 0.294, SLG: 0.387 5 Ramon Vazquez, L OBP: 0.300, SLG: 0.222											3	0	0	0	0	1	1								
15 Andy LaRoche, R OBP: 0.250, SLG: 0.324 24 Delwyn Young, S OBP: 0.395, SLG: 0.821											3	0	1	0	0	0	1								
41 Ryan Doumit, S OBP: 0.203, SLG: 0.344 74 Brian Bass, R OBP: 0.325, SLG: 0.333 27 Jeff Karstens, R 75 Luke Carlin, S 79 Steven Jackson, R											3	0	0	0	0	0	2								
6 Jeff Clement, L OBP: 0.371, SLG: 0.563											2	0	0	0	1	0	1								
51 Steve Pearce, R OBP: 0.324, SLG: 0.548											5	1	2	3	0	2	2								
5 Ronny Cedeno, R OBP: 0.303, SLG: 0.469 13 Chase d'Arnaud, R OBP: 0.750, SLG: 0.750											3	0	1	0	0	1	0								
44 Brandon Moss, L OBP: 0.143, SLG: 0.063 50 Miles Durham, R											2	0	0	0	0	2	4								
37 Charlie Morton, R OBP: 1.000, SLG: 1.000 35 Jason Jaramillo, S OBP: 0.250, SLG: 0.438 47 Evan Meek, R 67 Erik Kretz, R OBP: 0.429, SLG: 0.300											1	0	1	0	0	0	0								
Inning Stats	R: 0 E: 0 K: 0 S: 3	H: 0 LOB: 0 BB: 0 P: 3	R: 0 E: 0 K: 0 S: 2	H: 0 LOB: 0 BB: 1 P: 6	R: 0 E: 0 K: 0 S: 4	H: 1 LOB: 1 BB: 0 P: 4	R: 0 E: 0 K: 1 S: 6	H: 1 LOB: 1 BB: 0 P: 6	R: 0 E: 0 K: 0 S: 4	H: 1 LOB: 0 BB: 0 P: 10	R: 1 E: 0 K: 2 S: 8	H: 1 LOB: 0 BB: 1 P: 10	R: 5 E: 0 K: 2 S: 13	H: 6 LOB: 2 BB: 1 P: 17	R: 0 E: 0 K: 0 S: 3	H: 0 LOB: 1 BB: 1 P: 7	R: 1 E: 0 K: 2 S: 7	H: 1 LOB: 2 BB: 2 P: 15	1B: 10 2B: 1 3B: 0 HR: 1	SF: 0 SAC: 0 DP: 1 HBP: 0	WP: 1 PB: 0 SB: 1 CS: 0	PA: 45			
PITCHER	IP WLS BF H R ER SO BB IBB HBP BLK WP HR S P ERA WHIP	11 Kenshin Kawakami, R ERA: 3.2	68 Jonny Venters, L ERA: 3.24	43 Jesse Chavez, R ERA: 16.5	91 Cory Gearrin, R ERA: 5.14	46 Manny Acosta, R ERA: 5.14																			

Atlanta Braves @ Pittsburgh Pirates
McKechnie Field, Bradenton, FL
Thu Mar 25 2010, 1:06 PM - 4:25 PM EDT
Att. 3,897 - Cloudy - 78 F

AB 40
R 7
H 12
RBI 6
BB 5
SO 8
LOB 20



Batter	1	2	3	4	5	6	7	8	9	AB	R	H	RBI	BB	SO	LOB	TOP										
32 Don Kelly, L (1,4) OBP: 0.367, SLG: 0.511	G3		K		F7		1B		K	4	0	1	0	0	1	1	Detroit Tigers @ Atlanta Braves Champion Stadium, Lake Buena Vista, FL Fri Mar 26 2010, 1:11 PM - 3:42 PM EDT Att: 7,628 - Partly Cloudy - 72 F										
27 Brent Dlugach, R (9,PH) OBP: 0.364, SLG: 0.667										1	0	0	0	0	1	1											
18 Johnny Damon, L (1,8) OBP: 0.391, SLG: 0.548	G4-3		F8		E3		G4-3			4	0	0	0	0	0	2											
46 Jose Valverde, R (7,1)										0	0	0	0	0	0	0											
60 Wilkin Ramirez, R (8,7) OBP: 0.265, SLG: 0.250										0	0	0	0	0	0	0											
9 Carlos Guillen, S (1,7) OBP: 0.296, SLG: 0.388	F8				P4				G3	4	0	1	0	0	0	2											
49 Eddie Bonine, R (8,1)										0	0	0	0	0	0	0											
24 Miguel Cabrera, R (1,3) OBP: 0.382, SLG: 0.500										4	1	1	0	0	1	3											
64 Justin Henry, L (8,4)										0	0	0	0	0	0	0											
15 Brandon Inge, R (1,5) OBP: 0.433, SLG: 0.654										3	1	2	0	0	0	0											
75 Francisco Martinez, R (7,5)										1	0	0	0	0	1	0											
12 Gerald Laird, R (1,2) OBP: 0.333, SLG: 0.600										3	0	2	0	0	0	0											
66 Robinson Diaz, R (7,2) OBP: 0.318, SLG: 0.286										1	0	0	0	0	1	0											
25 Ryan Raburn, R (1,9) OBP: 0.531, SLG: 0.641										4	1	1	0	0	2	4											
39 Ramon Santiago, S (1,6) OBP: 0.405, SLG: 0.310										2	0	1	1	0	0	0											
40 Brett Anderson, R (9,PH)										1	0	0	0	0	1	1											
35 Justin Verlander, R (1,1) OBP: 0.500, SLG: 0.500										2	0	1	0	0	1	1											
59 Fu-Te Ni, L (6,1)										0	0	0	0	0	0	0											
12 Jeff Frazier, R (7,PH) OBP: 0.250, SLG: 0.250										1	0	0	0	0	0	0											
Josh Burrus, R (7,8) OBP: 1.000, SLG: 2.000										1	0	1	1	0	0	0											
Inning Stats	R: 0 E: 0 K: 0 S: 3	H: 0 LOB: 0 BB: 0 P: 3	R: 2 E: 1 K: 2 S: 10	H: 3 LOB: 1 BB: 0 P: 10	R: 0 E: 0 K: 1 S: 6	H: 1 LOB: 1 BB: 0 P: 6	R: 0 E: 0 K: 1 S: 6	H: 3 LOB: 2 BB: 0 P: 6	R: 0 E: 1 K: 0 S: 5	H: 0 LOB: 0 BB: 0 P: 3	R: 0 E: 0 K: 0 S: 4	H: 1 LOB: 1 BB: 0 P: 4	R: 0 E: 0 K: 2 S: 7	H: 0 LOB: 0 BB: 0 P: 7	R: 1 E: 0 K: 3 S: 11	H: 2 LOB: 1 BB: 0 P: 11	1B: 9 2B: 3 3B: 0 HR: 0	SF: 0 SAC: 1 DP: 1 HBP: 0	WP: 0 PB: 0 SB: 0 CS: 2	PA: 37							
PITCHER	IP	WLS	BF	H	R	ER	SO	BB	IBB	HBP	BLK	WP	HR	S	P	ERA	WHIP										
32 Derek Lowe, R (1,1) ERA: 4.0	6.0	W	25	8	2	1	4	0	0	0	0	0	0	33	33	1.50	1.333										
36 Scott Proctor, R (7,1) ERA: 6.0	1.0	H	4	1	0	0	0	0	0	0	0	0	0	4	4	0.00	1.000										
40 Takashi Saito, R (8,1) ERA: 7.5	1.0	H	3	0	0	0	2	0	0	0	0	0	0	7	7	0.00	0.000										
13 Billy Wagner, L (9,1) ERA: 5.14	1.0	S	5	2	1	1	3	0	0	0	0	0	0	11	11	9.00	2.000										

Batter	1	2	3	4	5	6	7	8	9	AB	R	H	RBI	BB	SO	LOB	BOTTOM										
53 Melky Cabrera, S (1,7) OBP: 0.364, SLG: 0.367	F7		G1-3		G4-3	FC4-6				4	0	0	0	0	0	2	Detroit Tigers @ Atlanta Braves Champion Stadium, Lake Buena Vista, FL Fri Mar 26 2010, 1:11 PM - 3:42 PM EDT Att: 7,628 - Partly Cloudy - 72 F										
36 Scott Proctor, R (7,1)										0	0	0	0	0	0	0											
40 Takashi Saito, L (8,1)										0	0	0	0	0	0	0											
13 Billy Wagner, L (9,1)										0	0	0	0	0	0	0											
14 Martin Prado, R (1,4) OBP: 0.471, SLG: 0.525	F9		G4-3		G6-3		F9			3	0	0	0	0	0	1											
7 Brooks Conrad, S (6,4) OBP: 0.348, SLG: 0.385										1	0	0	0	0	0	0											
10 Chipper Jones, S (1,5) OBP: 0.467, SLG: 0.517										3	0	0	0	0	1	1											
7 Joe Thurston, L (6,5) OBP: 0.361, SLG: 0.514										1	0	0	0	0	0	0											
16 Brian McCann, L (1,2) OBP: 0.579, SLG: 1.000										3	2	2	0	0	0	0											
70 Freddie Freeman, L (7,3) OBP: 0.455, SLG: 0.446										1	0	1	0	0	0	0											
25 Troy Glaus, R (1,3) OBP: 0.523, SLG: 0.412										2	1	1	0	1	1	1											
5 Clint Sammons, R (7,2) OBP: 0.333, SLG: 0.250										1	0	0	0	0	0	1											
71 Jason Heyward, L (1,9) OBP: 0.500, SLG: 0.533										4	0	2	0	0	1	2											
90 Cory Harrlichak, L (8,FR) (9,9)										0	0	0	0	0	0	0											
24 Nate McLouth, L (1,8) OBP: 0.163, SLG: 0.205										2	1	2	2	0	0	0											
69 Brandon Hicks, R (7,6) OBP: 0.278, SLG: 0.313										1	0	0	0	0	0	1											
4 Omar Infante, R (1,6) OBP: 0.458, SLG: 0.488										3	1	1	1	0	0	3											
1 Gregor Blanco, L (7,8) OBP: 0.343, SLG: 0.214										1	0	0	0	0	0	2											
32 Derek Lowe, R (1,1) OBP: 0.250, SLG: 0.250										2	0	1	0	0	0	2											
20 Eric Hinske, L (6,PH) OBP: 0.550, SLG: 0.587										1	0	1	1	0	0	0											
78 Matt Young, L (7,7) OBP: 0.348, SLG: 0.286										1	0	0	0	0	0	2											
Inning Stats	R: 0 E: 0 K: 1 S: 5	H: 0 LOB: 0 BB: 0 P: 5	R: 1 E: 0 K: 2 S: 9	H: 2 LOB: 1 BB: 0 P: 9	R: 0 E: 0 K: 0 S: 4	H: 1 LOB: 1 BB: 0 P: 4	R: 1 E: 0 K: 0 S: 6	H: 3 LOB: 2 BB: 0 P: 6	R: 0 E: 0 K: 0 S: 3	H: 0 LOB: 0 BB: 0 P: 3	R: 3 E: 0 K: 0 S: 6	H: 3 LOB: 1 BB: 1 P: 11	R: 0 E: 0 K: 0 S: 4	H: 1 LOB: 1 BB: 0 P: 4	R: 0 E: 0 K: 0 S: 4	H: 1 LOB: 2 BB: 0 P: 4	1B: 10 2B: 1 3B: 0 HR: 0	SF: 1 SAC: 0 DP: 0 HBP: 0	WP: 1 PB: 0 SB: 0 CS: 0	PA: 36							
PITCHER	IP	WLS	BF	H	R	ER	SO	BB	IBB	HBP	BLK	WP	HR	S	P	ERA	WHIP										
35 Justin Verlander, R (1,1) ERA: 5.63	24	L	24	6	3	3	3	1	0	0	1	0	0	29	33	4.76	1.235										
59 Fu-Te Ni, L (6,1) ERA: 6.3	0.1		4	3	2	2	0	0	0	0	0	1	0	4	5	54.00	9.000										
46 Jose Valverde, R (7,1) ERA:	1.0		4	1	0	0	0	0	0	0	0	0	0	4	4	0.00	1.000										
49 Eddie Bonine, R (8,1) ERA: 3.72	1.0		4	1	0	0	0	0	0	0	0	0	0	4	4	0.00	1.000										

Batter	1	2	3	4	5	6	7	8	9	AB	R	H	RBI	BB	SO	LOB	TOP			
53 Melky Cabrera, S OBP: 0.333, SLG: 0.333 90 Cory Hamlichak, L (8, 8)	L7		G6-3				G3-1										4 0 1 0 0 0 2 0 0 0 0 1 0 0			
14 Martin Prado, R OBP: 0.500, SLG: 0.532 7 Brooks Conrad, S OBP: 0.353, SLG: 0.455		BB					K		K								2 1 1 0 1 1 1 2 1 1 2 0 1 1			
16 Brian McCann, L OBP: 0.568, SLG: 0.946 22 J.C. Boscan, R OBP: 0.182, SLG: 0.182		BB					G2-3		K								2 1 0 0 1 1 2 2 0 0 0 0 1 1			
25 Troy Glaus, R OBP: 0.480, SLG: 0.375 70 Freddie Freeman, L OBP: 0.432, SLG: 0.424							K		K								3 0 0 0 0 2 4 2 0 0 0 0 1 1			
23 Matt Diaz, R OBP: 0.410, SLG: 0.377 78 Matt Young, L OBP: 0.296, SLG: 0.240																	3 0 1 0 0 1 0 1 0 0 0 0 1 0			
4 Omar Infante, R OBP: 0.438, SLG: 0.481 7 Joe Thurston, L OBP: 0.310, SLG: 0.439																	3 0 1 1 0 0 2 1 0 0 0 0 0 0			
24 Nate McLouth, L OBP: 0.196, SLG: 0.204 Willie Cabrera, R (8, 9)																	2 0 0 0 2 0 1 0 0 0 0 0 0 0			
69 Brandon Hicks, R OBP: 0.326, SLG: 0.333																	2 0 0 1 2 1 2			
20 Eric Hinske, L OBP: 0.500, SLG: 0.579																	4 2 2 1 0 0 4			
Inning Stats	R: 0 E: 0 K: 1 S: 5	H: 0 LOB: 1 BB: 1 P: 9	R: 0 E: 0 K: 0 S: 3	H: 0 LOB: 0 BB: 0 P: 3	R: 0 E: 0 K: 0 S: 2	H: 0 LOB: 0 BB: 1 P: 6	R: 2 E: 0 K: 1 S: 7	H: 2 LOB: 3 BB: 3 P: 19	R: 0 E: 0 K: 2 S: 8	H: 1 LOB: 1 BB: 0 P: 6	R: 2 E: 0 K: 0 S: 7	H: 2 LOB: 0 BB: 0 P: 9	R: 0 E: 0 K: 2 S: 7	H: 0 LOB: 1 BB: 1 P: 11	R: 1 E: 0 K: 3 S: 10	H: 1 LOB: 3 BB: 1 P: 17	1B: 4 2B: 1 3B: 0 HR: 2	SF: 0 SAC: 0 DP: 1 HBP: 0	WP: 0 PB: 0 SB: 1 CS: 0	PA: 40
PITCHER	IP WLS BF H R ER SO BB IBB HBP BLK WP HR S P ERA WHIP																			
43 J.A. Happ, L ERA: 3.31	(1, 1) 5.0 22 3 2 2 4 5 0 0 0 0 0 0 25 45 3.60 1.600																			
37 Chad Durbin, R ERA: 1.74	(6, 1) 1.2 8 3 2 2 1 0 0 0 0 0 0 1 12 14 10.80 1.800																			
58 Antonio Bastardo, L ERA: 6.75	(7, 1) 1.0 3 0 0 0 1 0 0 0 0 0 0 0 5 5 0.00 0.000																			
33 Chance Chapman, R ERA:	(8, 1) 0.1 2 0 0 0 1 1 0 0 0 0 0 0 3 7 0.00 3.000																			
46 Ryan Madson, R ERA: 6.43	(9, 1) 1.0 L 5 1 1 1 3 1 0 0 0 0 0 1 10 17 9.00 2.000																			

Atlanta Braves @ Philadelphia Phillies
Bright House Networks Field, Clearwater, FL
Mon Mar 29 2010, 2:14 PM - 4:04 PM EDT
Att: 9,068 - Partly Cloudy - 64 F

AB 33
R 5
H 7
RBI 5
BB 7
SO 10
LOB 21



Batter	1	2	3	4	5	6	7	8	9	AB	R	H	RBI	BB	SO	LOB	BOTTOM					
11 Jimmy Rollins, S OBP: 0.333, SLG: 0.509 7 Juan Castro, R OBP: 0.243, SLG: 0.306	G4-3		G5-3				F8		K								4 1 1 0 0 0 0 1 0 0 0 0 1 2					
27 Placido Polanco, R OBP: 0.442, SLG: 0.531 12 Cody Ransom, R OBP: 0.235, SLG: 0.469																	4 1 2 0 0 1 0 0 0 0 0 1 0 0					
26 Chase Utley, L OBP: 0.400, SLG: 0.293 31 Dewayne Wise, L OBP: 0.233, SLG: 0.222																	3 1 0 0 1 0 1 1 0 0 0 0 0 3					
6 Ryan Howard, L OBP: 0.426, SLG: 0.566 19 Greg Dobbs, L OBP: 0.391, SLG: 0.658																	2 0 1 1 2 0 0 0 0 0 0 0 0 0					
28 Jayson Werth, R OBP: 0.278, SLG: 0.298																	4 0 0 0 0 2 6					
8 Shane Victorino, S OBP: 0.341, SLG: 0.442 21 Wilson Valdez, R OBP: 0.444, SLG: 0.640																	4 1 1 1 0 0 3 0 0 0 0 0 0 0					
10 Ben Francisco, R OBP: 0.360, SLG: 0.558																	3 0 2 2 1 0 0					
Carlos Ruiz, R OBP: 0.273, SLG: 0.231																	4 0 0 0 0 1 4					
3 Ross Gload, L OBP: 0.239, SLG: 0.318																	4 0 1 0 0 2 1					
Inning Stats	R: 0 E: 0 K: 1 S: 6	H: 1 LOB: 2 BB: 1 P: 10	R: 1 E: 1 K: 1 S: 6	H: 2 LOB: 1 BB: 0 P: 6	R: 0 E: 0 K: 0 S: 3	H: 0 LOB: 0 BB: 0 P: 3	R: 0 E: 0 K: 0 S: 3	H: 0 LOB: 0 BB: 0 P: 3	R: 0 E: 0 K: 2 S: 7	H: 0 LOB: 0 BB: 0 P: 7	R: 3 E: 0 K: 1 S: 8	H: 3 LOB: 2 BB: 2 P: 17	R: 0 E: 0 K: 2 S: 7	H: 0 LOB: 0 BB: 0 P: 7	R: 0 E: 0 K: 0 S: 4	H: 1 LOB: 1 BB: 0 P: 4	R: 0 E: 0 K: 2 S: 8	H: 1 LOB: 3 BB: 2 P: 16	1B: 4 2B: 5 3B: 0 HR: 0	SF: 0 SAC: 0 DP: 1 HBP: 0	WP: 0 PB: 1 SB: 1 CS: 1	PA: 39
PITCHER	IP WLS BF H R ER SO BB IBB HBP BLK WP HR S P ERA WHIP																					
54 Kris Medlen, R ERA: 1.38	(1, 1) 2.0 6 0 0 0 0 1 0 0 0 0 0 0 6 6 0.00 0.000																					
37 Jo-Jo Reyes, L ERA: 2.65	(3, 1) 1.0 H 3 0 0 0 0 0 0 0 0 0 0 0 3 3 0.00 0.000																					
43 Jesse Chavez, R ERA: 15.75	(5, 1) 0.2 B 7 3 3 3 1 2 0 0 0 0 0 0 7 15 40.50 7.500																					
68 Jonny Venters, L ERA: 6.0	(6, 1) 0.1 1 0 0 0 0 0 0 0 0 0 0 0 1 2 0.00 0.000																					
91 Cory Gearrin, R ERA:	(6, 1) 1.0 S 6 1 0 0 2 2 0 0 0 0 0 0 8 16 0.00 3.000																					

Atlanta Braves @ Philadelphia Phillies
Bright House Networks Field, Clearwater, FL
Mon Mar 29 2010, 2:14 PM - 4:04 PM EDT
Att: 9,068 - Partly Cloudy - 64 F

AB 34
R 4
H 8
RBI 4
BB 5
SO 7
LOB 20



Batter	1	2	3	4	5	6	7	8	9	AB	R	H	RBI	BB	SO	LOB	TOP					
11 Brett Gardner, L (1.7) 85 P.J. Pillittere, R (8.2) OBP: 0.302, SLG: 0.304 OBP: 0.214, SLG: 0.429	3-1 F9		1-2 F8		2-0 F7		4-0 20 HR BB		0-0 G6-3	3	1	0	0	1	0	0						
33 Nick Swisher, S (1.9) Walter Ibarra, S (7.4)	0-1 E5 20 1B 24 2B		1-1 HR		0-0 G3-1		1-3 K			4	2	1	1	0	1	1						
20 Jorge Posada, S (1.2) Raymond Kruml, L (8.7)	2-2 24 2B 1-3 1B		2-0 F8		4-1 24 G3 14 1B 24 BLK		2-1 HR			3	2	2	2	1	0	0						
24 Robinson Canó, L (1.4) 70 Zack Segovia, R (7.1)	1-1 1B 1-3 2B 3-H		0-1 1B		1-0 G3		1-0 G4-3			4	0	2	1	0	0	1						
14 Curtis Granderson, L (1.8) 92 Austin Krum, L (8.8)	2-3 K		0-1 G3		0-0 2B 1B				0-0 F8	4	1	1	1	0	1	3						
Juan Miranda, L (1.3)	1-0 P5				3-1 P6				0-0 F7	4	0	1	1	0	0	2						
Kevin Russo, R (1.6) OBP: 0.342, SLG: 0.364			0-1 F8		0-2 97 G6-4-3 1B				0-0 F8	4	0	1	0	0	1							
97 Brandon Laird, R (1.5) OBP: 0.276, SLG: 0.310			1-2 G5-3		1-0 G6-4-3 1-2				0-0 P3	4	0	0	0	0	2							
52 CC Sabathia, L (1.1) Pat Venditte, L (5.1) 78 David Winfree, R (7.7, PH) OBP: 0.321, SLG: 0.385			0-3 K						0-3 K	2	0	0	0	0	2	0						
Inning Stats	R: 1 E: 1 K: 13	H: 2 LOB: 2 BB: 0 P: 22	R: 0 E: 0 K: 8	H: 0 LOB: 0 BB: 0 P: 9	R: 1 E: 0 K: 10	H: 2 LOB: 1 BB: 0 P: 14	R: 0 E: 0 K: 6	H: 1 LOB: 0 BB: 0 P: 10	R: 0 E: 0 K: 5	H: 0 LOB: 0 BB: 0 P: 7	R: 2 E: 0 K: 6	H: 2 LOB: 1 BB: 1 P: 11	R: 2 E: 0 K: 9	H: 1 LOB: 0 BB: 1 P: 17	R: 0 E: 0 K: 7	H: 0 LOB: 0 BB: 0 P: 12	R: 0 E: 0 K: 5	H: 0 LOB: 0 BB: 0 P: 5	1B: 4 2B: 2 3B: 0 HR: 2	SF: 0 SAC: 0 DP: 1 HBP: 0	WP: 0 PB: 0 SB: 1 CS: 0	PA: 37
PITCHER	IP WLS BF H R ER SO BB IBB HBP BLK WP HR S P ERA WHIP																					
11 Kenshin Kawakami, R (1.1) ERA: 2.92	5.0	20	5	2	1	3	0	0	0	0	0	1	42	62	1.80	1.000						
91 Cory Gearrin, R (6.1) ERA: 3.6	1.0	6	2	2	2	0	1	0	0	1	0	0	6	11	18.00	3.000						
36 Scott Proctor, R (7.1) ERA: 12.5	1.0	5	1	2	2	2	1	0	0	0	0	1	9	17	18.00	2.000						
40 Takashi Saito, R (8.1) ERA: 5.63	1.0	3	0	0	0	0	0	0	0	0	0	0	7	12	0.00	0.000						
13 Billy Wagner, L (9.1) ERA: 4.0	1.0	3	0	0	0	1	0	0	0	0	0	0	5	5	0.00	0.000						

New York Yankees @ Atlanta Braves
Champion Stadium, Lake Buena Vista, FL
Tue Mar 30 2010, 1:06 PM - 3:48 PM EDT
Att: 11,112 - Sunny - 66 F

AB 35
R 6
H 8
RBI 6
BB 2
SO 6
LOB 10



Batter	1	2	3	4	5	6	7	8	9	AB	R	H	RBI	BB	SO	LOB	BOTTOM			
53 Melky Cabrera, S (1.9) 78 Matt Young, L (6.9) OBP: 0.348, SLG: 0.367 OBP: 0.310, SLG: 0.269	2-1 10 2B 2B		1-0 L6		3-2 14 FC4-6 1B		1-0 SF7		0-0 7 1B 1B	3	1	2	0	0	0					
14 Martin Prado, R (1.4) 7 Brooks Conrad, S (5.7, PR) OBP: 0.340, SLG: 0.435	0-1 F8		0-0 1B		1-0 FC4-6 10 G5-3 25 2B 1-2		0-0 G3		0-3 K	3	0	1	0	0	2					
10 Chipper Jones, S (1.5) 7 Joe Thurston, L (6.5) OBP: 0.318, SLG: 0.442	0-0 2B 2B		0-0 P4		3-2 G5-3				0-2 F8	3	0	1	1	0	2					
25 Troy Glaus, R (1.3) 70 Freddie Freeman, L (5.7, PR) OBP: 0.410, SLG: 0.490	1-2 F8				2-2 19 G4-3 24 WP 2B		1-2 G4-3		0-2 G1-3	3	1	2	1	0	1					
19 Yunel Escobar, R (1.6) 69 Brandon Hicks, R (6.6) OBP: 0.362, SLG: 0.512 OBP: 0.318, SLG: 0.324	3-3 K				2-0 G4-3				1-2 G1-3	3	0	0	0	1	4					
23 Matt Diaz, R (1.7) 30 Mitch Jones, R (6.7, PR) OBP: 0.160, SLG: 0.190			1-1 5 P4-3 1B		2-2 G1-3				0-0 F8	3	0	2	0	0	1					
24 Nate McLouth, L (1.8) 18 Brent Cleven, R (7.9) OBP: 0.207, SLG: 0.290 OBP: 0.242, SLG: 0.167	1-3 K				4-0 5 HR BB				4-2 SH1-3	1	1	0	0	1	1					
5 Clint Sammons, R (1.2) OBP: 0.375, SLG: 0.474	0-0 P4-3				0-1 3-H HR				4-2 4 2B 78 1B BB	2	2	1	2	2	1					
11 Kenshin Kawakami, R (1.1) 91 Cory Gearrin, R (6.1) 20 Eric Hinske, L (6.7, PR) 36 Scott Proctor, R (7.1) 40 Takashi Saito, L (8.1) 4 Omar Infante, R (8.7, PH) 13 Billy Wagner, L (9.1)			0-3 K		0-0 G1-3				0-0 78 1B 7 1B 2B	2	0	0	0	0	1					
Inning Stats	R: 1 E: 0 K: 12	H: 2 LOB: 1 BB: 0 P: 18	R: 0 E: 0 K: 6	H: 1 LOB: 0 BB: 0 P: 8	R: 0 E: 0 K: 6	H: 1 LOB: 1 BB: 0 P: 7	R: 3 E: 0 K: 11	H: 2 LOB: 0 BB: 1 P: 21	R: 1 E: 0 K: 8	H: 2 LOB: 2 BB: 1 P: 15	R: 0 E: 0 K: 8	H: 0 LOB: 0 BB: 0 P: 9	R: 3 E: 0 K: 18	H: 3 LOB: 2 BB: 2 P: 27	R: 0 E: 0 K: 1	H: 0 LOB: 0 BB: 0 P: 1	1B: 7 2B: 6 3B: 0 HR: 1	SF: 1 SAC: 1 DP: 1 HBP: 0	WP: 1 PB: 0 SB: 0 CS: 0	PA: 40
PITCHER	IP WLS BF H R ER SO BB IBB HBP BLK WP HR S P ERA WHIP																			
52 CC Sabathia, L (1.1) ERA: 7.23	4.2	22	8	5	5	3	1	0	0	0	0	1	47	74	9.64	1.929				
Pat Venditte, S (5.1) ERA: 6.75	1.1	7	2	1	1	0	1	0	0	0	0	0	9	16	6.75	2.250				
70 Zack Segovia, R (7.1) ERA: 3.38	2.0	11	3	3	3	1	2	0	0	0	0	0	26	36	13.50	2.500				

New York Yankees @ Atlanta Braves
Champion Stadium, Lake Buena Vista, FL
Tue Mar 30 2010, 1:06 PM - 3:48 PM EDT
Att: 11,112 - Sunny - 66 F

AB 34
R 9
H 13
RBI 8
BB 4
SO 4
LOB 18



Batter	1	2	3	4	5	6	7	8	9	AB	R	H	RBI	BB	SO	LOB	TOP					
53 Melky Cabrera, S OBP: 0.338, SLG: 0.354 23 Matt Diaz, R OBP: 0.391, SLG: 0.361 Cole Miles, S (8, PR)	G3-1		L6			F9		FC5-4 4 E 7 FC5 1-2 SF9		2	0	0	0	0	0	0	Atlanta Braves @ Detroit Tigers Joker Marchant Stadium, Lakeland, FL Thu Apr 01 2010, 1:10 PM - 3:09 PM EDT Att: 5,248 - Sunny - 76 F					
14 Martin Prado, R OBP: 0.485, SLG: 0.509 4 Omar Infante, R OBP: 0.429, SLG: 0.474	E6			G5-3		F8		FC5 5 BB 1-3		2	0	0	0	0	0	0						
69 Brandon Hicks, R OBP: 0.311, SLG: 0.316										0	0	0	0	0	0	0						
10 Chipper Jones, S OBP: 0.440, SLG: 0.496 7 Brooks Conrad, S OBP: 0.321, SLG: 0.417	K			F7		K		SF9		2	0	0	0	0	1	1						
16 Brian McCann, L OBP: 0.571, SLG: 0.925 8 David Ross, R OBP: 0.429, SLG: 0.483 5 Clint Sammons, R OBP: 0.385, SLG: 0.450	F7									2	0	1	0	0	0	1						
25 Troy Glaus, R OBP: 0.500, SLG: 0.500 70 Freddie Freeman, L OBP: 0.372, SLG: 0.359			G4-3							2	0	0	0	0	1	1						
71 Jason Heyward, L OBP: 0.455, SLG: 0.463 78 Matt Young, L OBP: 0.333, SLG: 0.300						P4				2	0	1	0	0	0	0						
19 Yunel Escobar, R OBP: 0.365, SLG: 0.500 7 Joe Thurston, L OBP: 0.333, SLG: 0.447										2	0	1	0	0	0	1						
24 Nate McLouth, L OBP: 0.217, SLG: 0.196 90 Cory Harrlichak, L (5, PR)										1	0	0	0	1	0	0						
20 Eric Hinske, L OBP: 0.481, SLG: 0.568 Adam Milligan, L OBP: 0.200, SLG: 0.200										2	0	0	0	0	1	2						
Inning Stats	R: 0 E: 1 K: 1 S: 6	H: 0 LOB: 1 BB: 0 P: 6	R: 0 E: 0 K: 0 S: 3	H: 0 LOB: 0 BB: 0 P: 3	R: 0 E: 0 K: 1 S: 5	H: 0 LOB: 0 BB: 0 P: 5	R: 0 E: 0 K: 1 S: 6	H: 1 LOB: 1 BB: 0 P: 6	R: 0 E: 0 K: 0 S: 3	H: 1 LOB: 2 BB: 1 P: 7	R: 0 E: 0 K: 0 S: 5	H: 0 LOB: 0 BB: 0 P: 5	R: 0 E: 0 K: 0 S: 5	H: 2 LOB: 2 BB: 0 P: 5	R: 1 E: 1 K: 1 S: 7	H: 1 LOB: 2 BB: 1 P: 11	R: 0 E: 1 K: 1 S: 6	H: 0 LOB: 1 BB: 0 P: 6	1B: 5 2B: 1 3B: 0 HR: 0	SF: 1 SAC: 0 DP: 1 HBP: 0	WP: 1 PB: 0 SB: 0 CS: 0	PA: 36
PITCHER	IP WLS BF H R ER SO BB IBB HBP BLK WP HR S P ERA WHIP	49 Eddie Bonine, R (1, 1) 4.0 14 1 0 0 3 0 0 0 0 0 0 0 3 7 0.00 0.250 59 Fujie Ni, L (5, 1) 1.0 4 1 0 0 0 1 0 0 0 0 1 0 3 7 0.00 2.000 54 Joel Zumaya, R (6, 1) 1.0 W 3 0 0 0 1 0 0 0 0 0 0 0 5 5 0.00 0.000 45 Ryan Perry, R (7, 1) 1.0 H 5 2 0 0 0 0 0 0 0 0 0 0 5 5 0.00 2.000 64 Josh Rainwater, R (8, 1) 1.0 6 1 1 0 1 1 0 0 0 0 0 0 7 11 0.00 2.000															ERA WHIP	0.00 0.000				

AB	33
R	1
H	5
RBI	1
BB	2
SO	6
LOB	14




Batter	1	2	3	4	5	6	7	8	9	AB	R	H	RBI	BB	SO	LOB	BOTTOM			
14 Austin Jackson, R OBP: 0.431, SLG: 0.556	K		K			F9				4	0	1	0	0	2	0	Atlanta Braves @ Detroit Tigers Joker Marchant Stadium, Lakeland, FL Thu Apr 01 2010, 1:10 PM - 3:09 PM EDT Att: 5,248 - Sunny - 76 F			
18 Johnny Damon, L OBP: 0.431, SLG: 0.585 13 Alex Avila, L OBP: 0.429, SLG: 0.550										3	0	2	0	0	0	0				
30 Magglio Ordonez, R OBP: 0.389, SLG: 0.549 21 Steven Moya, L (6, PR)										2	0	1	0	1	0	1				
24 Miguel Cabrera, R OBP: 0.403, SLG: 0.612 19 Jeff Larish, L OBP: 0.397, SLG: 0.419										3	0	1	0	0	0	3				
32 Don Kelly, L OBP: 0.375, SLG: 0.597										4	1	1	2	0	0	4				
15 Brandon Inge, R OBP: 0.356, SLG: 0.500 Maxwell Leon, S										3	0	0	0	0	1	1				
20 Scott Sizemore, R OBP: 0.377, SLG: 0.421										3	0	1	0	0	1	1				
66 Robinson Diaz, R OBP: 0.345, SLG: 0.321 Keith Hernandez, R										3	1	2	0	0	0	0				
4 Adam Everett, R OBP: 0.146, SLG: 0.114										3	1	1	0	0	0	2				
Inning Stats	R: 0 E: 0 K: 1 S: 7	H: 2 LOB: 2 BB: 0 P: 7	R: 0 E: 0 K: 1 S: 5	H: 1 LOB: 1 BB: 0 P: 6	R: 0 E: 0 K: 1 S: 6	H: 1 LOB: 2 BB: 1 P: 10	R: 0 E: 0 K: 1 S: 5	H: 0 LOB: 0 BB: 0 P: 5	R: 0 E: 0 K: 0 S: 3	H: 0 LOB: 1 BB: 0 P: 3	R: 2 E: 0 K: 0 S: 5	H: 2 LOB: 1 BB: 0 P: 5	R: 2 E: 1 K: 2 S: 10	H: 3 LOB: 1 BB: 0 P: 10	R: 0 E: 0 K: 0 S: 4	H: 1 LOB: 1 BB: 0 P: 4		1B: 8 2B: 1 3B: 0 HR: 1	SF: 1 SAC: 0 DP: 1 HBP: 1	WP: 0 PB: 0 SB: 0 CS: 0
PITCHER	IP WLS BF H R ER SO BB IBB HBP BLK WP HR S P ERA WHIP	49 Jair Jurrjens, R (1, 1) 6.0 L 25 6 2 2 2 4 1 0 0 1 0 0 0 0 10 3.00 1.167 37 Jo-Jo Reyes, L (7, 1) 1.0 6 3 2 1 2 0 0 0 0 0 0 0 10 9.00 3.000 34 Eric O'Flaherty, L (8, 1) 1.0 4 1 0 0 0 0 0 0 0 0 0 0 4 4 0.00 1.000															ERA WHIP	0.00 1.000		



Batter	1	2	3	4	5	6	7	8	9	AB	R	H	RBI	BB	SO	LOB	TOP										
2 Ryan Theriot, R (1,6)	G4-3		G4-6-3		SF8			G6-3		3	0	0	1	0	0	1	Chicago Cubs @ Atlanta Braves Turner Field, Atlanta, GA Wed Apr 07 2010, 7:12 PM - 9:53 PM EDT Att: 36,170 - Partly Cloudy - 77 F										
1 Kosuke Fukudome, L (1,9) OBP: 0.500, SLG: 0.571	K			F9	FC5			1B		4	0	1	0	0	1	2											
25 Derrek Lee, R (1,3)	F9			F9			K	1B		3	0	0	0	1	1	0											
16 Aramis Ramirez, R (1,5) OBP: 0.375, SLG: 0.750		K		F8				G6-4-3		4	0	1	0	0	1	2											
24 Marlon Byrd, R (1,8) OBP: 0.250, SLG: 0.571	F9				1B	L3			K	3	0	0	0	1	1	1											
12 Alfonso Soriano, R (1,7) OBP: 0.250, SLG: 0.375				FC5-4			F8		1B	4	1	2	0	0	0	1											
17 Mike Fontenot, L (1,4) 22 Xavier Nady, R (9,PH)	G4-3			1B			K		K	3	1	1	0	0	1	1											
18 Geovany Soto, R (1,2) OBP: 0.286, SLG: 0.167			F9		1B				K	3	0	1	0	1	1	1											
46 Ryan Dempster, R (1,1) 9 Chad Tracy, L (7,PH)					BB					2	0	1	0	0	0	2											
45 Sean Marshall, L (7,1)							F7			1	0	0	0	0	0	1											
43 John Grabow, L (8,1)										0	0	0	0	0	0	0											
33 Esmailin Caridad, R (8,1)										0	0	0	0	0	0	0											
Inning Stats	R: 0 E: 0 K: 1 S: 8	H: 0 LOB: 0 BB: 0 P: 13	R: 0 E: 0 K: 1 S: 12	H: 1 LOB: 1 BB: 0 P: 19	R: 0 E: 0 K: 0 S: 8	H: 1 LOB: 0 BB: 0 P: 11	R: 0 E: 0 K: 0 S: 7	H: 0 LOB: 0 BB: 0 P: 10	R: 2 E: 1 K: 0 S: 23	H: 1 LOB: 2 BB: 2 P: 41	R: 0 E: 0 K: 1 S: 8	H: 1 LOB: 1 BB: 0 P: 13	R: 0 E: 0 K: 1 S: 9	H: 1 LOB: 1 BB: 0 P: 14	R: 0 E: 0 K: 0 S: 8	H: 1 LOB: 1 BB: 1 P: 19	R: 0 E: 0 K: 3 S: 11	H: 1 LOB: 1 BB: 0 P: 13	1B: 6 2B: 2 3B: 0 HR: 0	SF: 1 SAC: 0 DP: 3 HBP: 0	WP: 0 PB: 0 SB: 1 CS: 0	PA: 35					
PITCHER	IP	WLS	BF	H	R	ER	SO	BB	IBB	HBP	BLK	WP	HR	S	P	ERA	WHIP										
49 Jair Jurrjens, R (1,1) ERA:	5.0		20	3	2	0	2	2	0	0	0	0	0	58	94	0.00	1.000										
54 Kris Medlen, R (6,1) ERA:	2.0		7	2	0	0	2	0	0	0	0	0	0	17	27	0.00	1.000										
58 Peter Moylan, R (8,1) ERA:	1.0	W	4	1	0	0	0	1	0	0	0	0	0	8	19	0.00	2.000										
13 Billy Wagner, L (9,1) ERA:	1.0	S	4	1	0	0	3	0	0	0	0	0	0	11	13	0.00	1.000										

livebaseballscorecards.com


AB 31
R 2
H 7
RBI 1
BB 3
SO 7
LOB 13

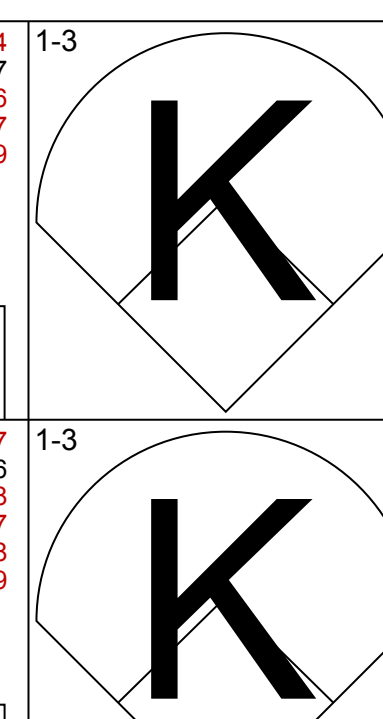
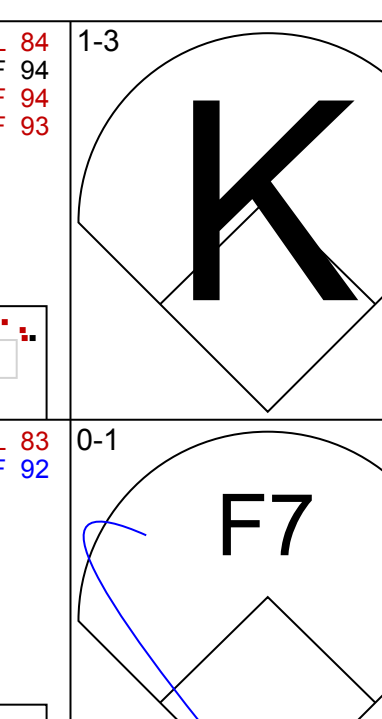
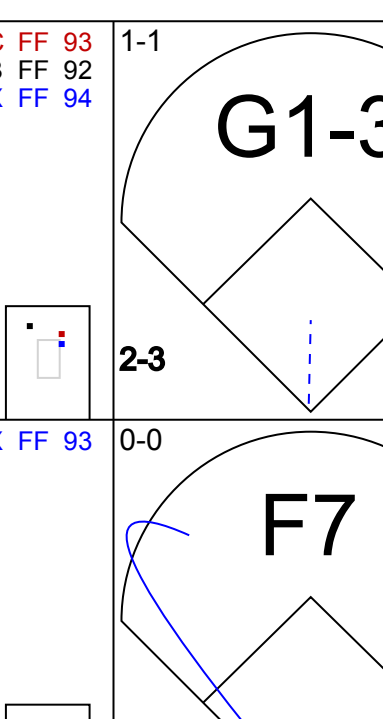
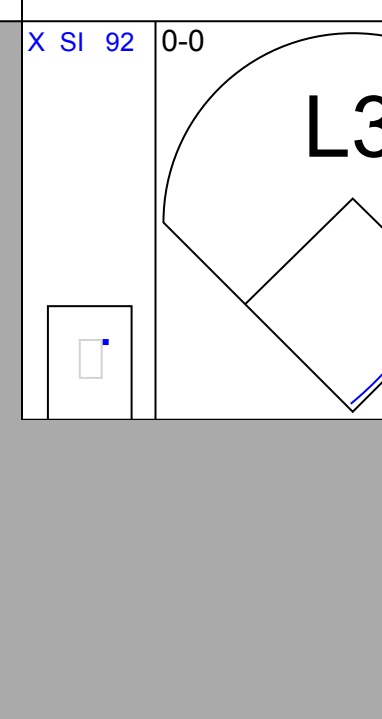
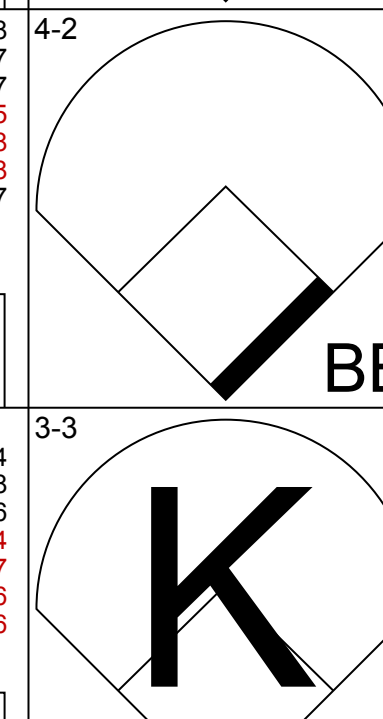
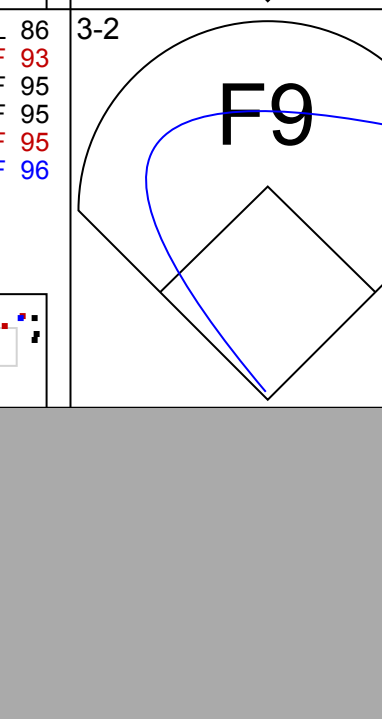

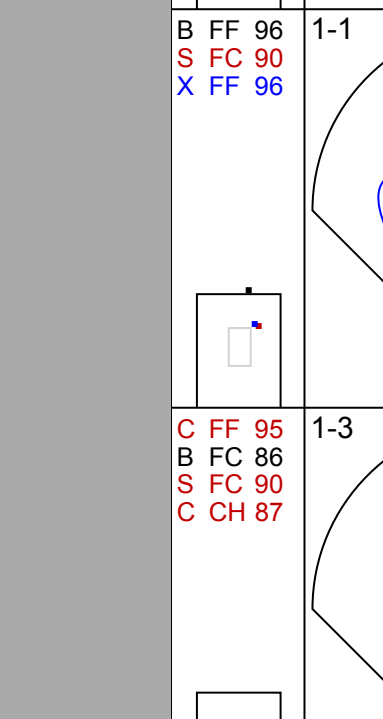






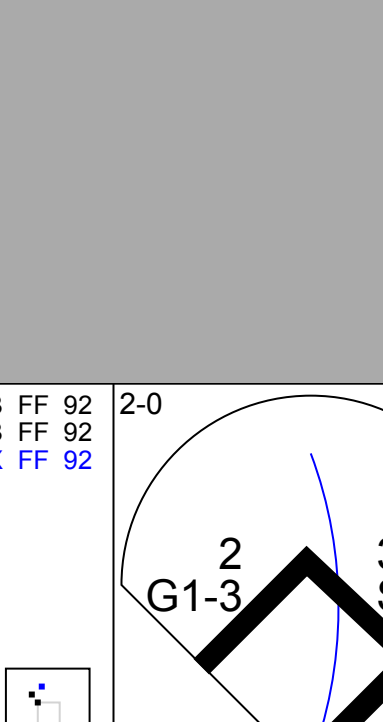
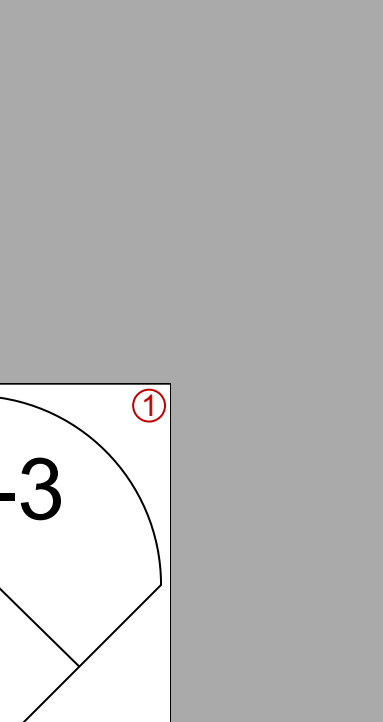

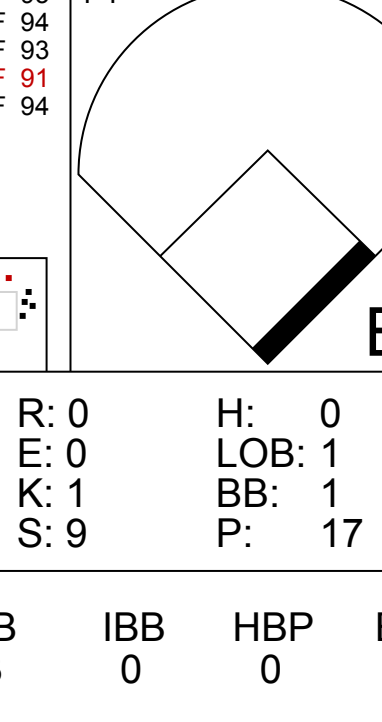
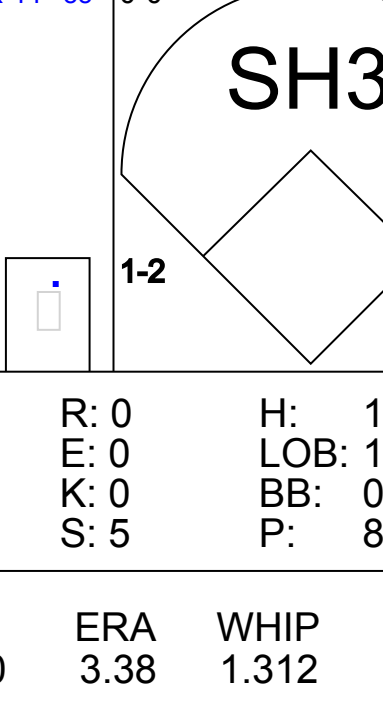
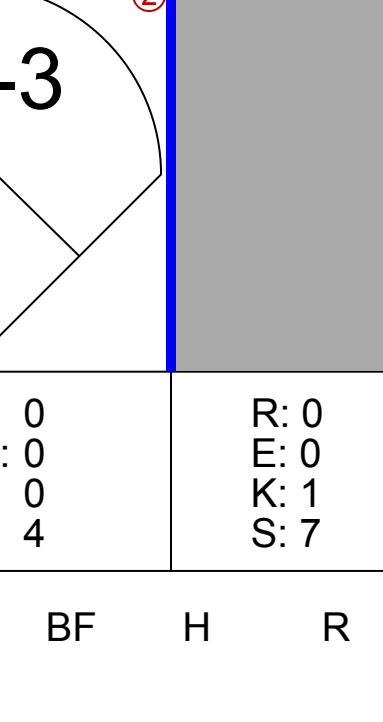
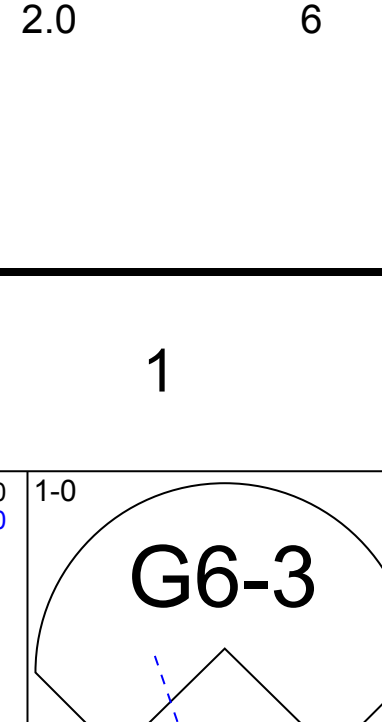
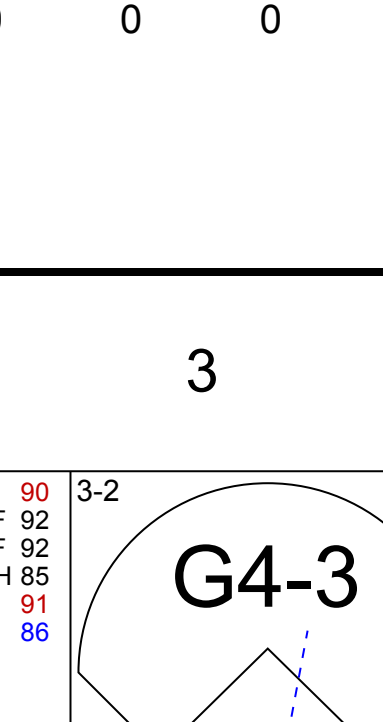
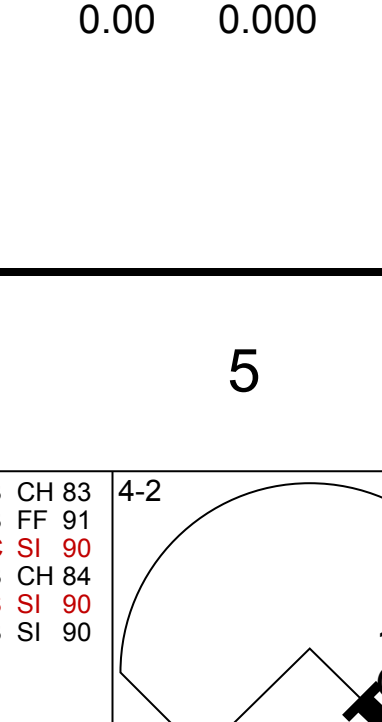
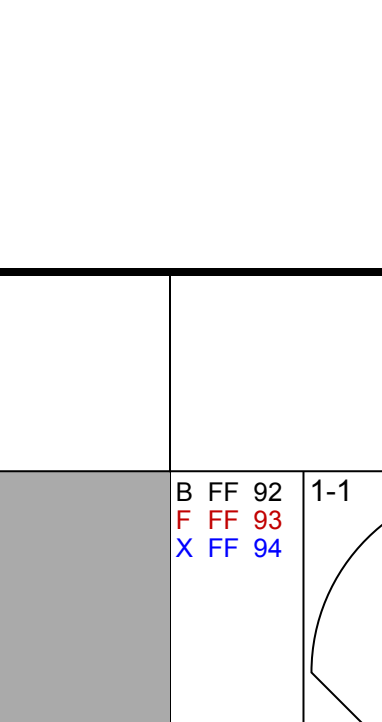
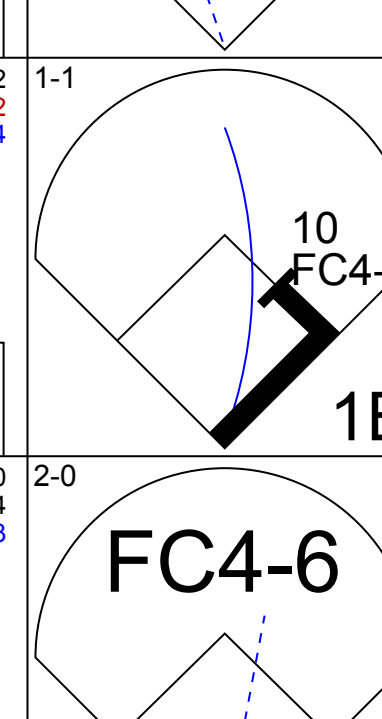
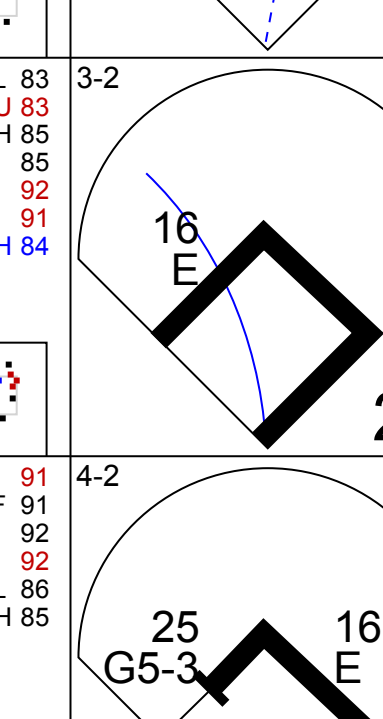
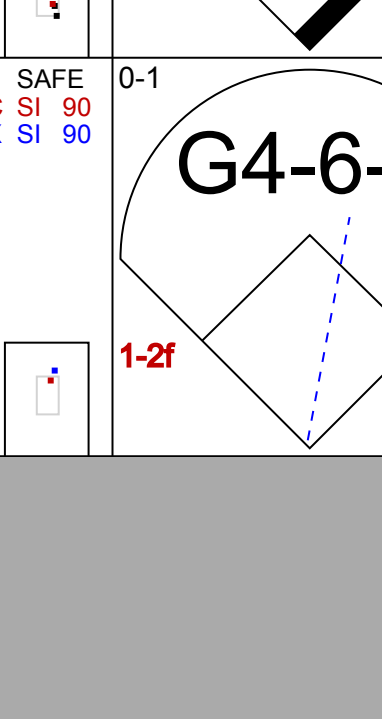
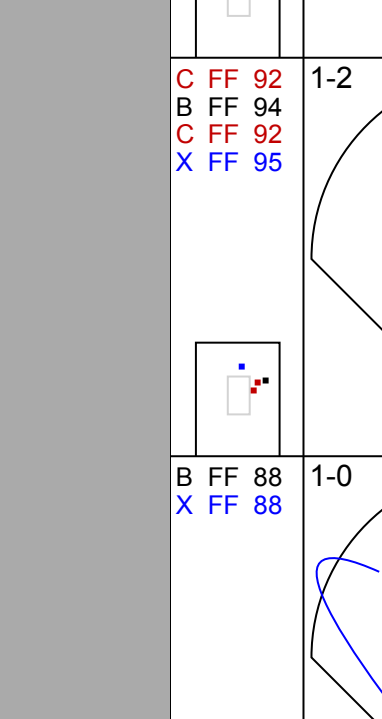

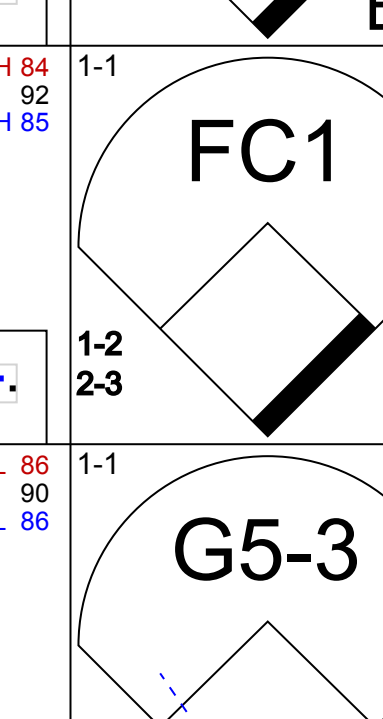

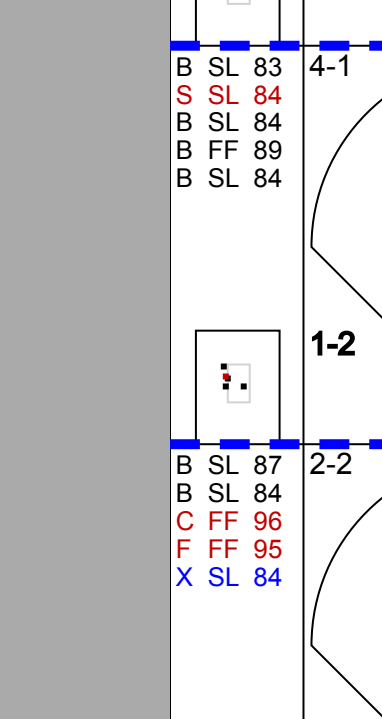




Batter	1	2	3	4	5	6	7	8	9	AB	R	H	RBI	BB	SO	LOB	BOTTOM										
53 Melky Cabrera, S (1,7) OBP: 0.200, SLG: 0.111	G4-1		10 G4-3 14 1B		K			G6-3		4	0	1	0	0	1	0	Chicago Cubs @ Atlanta Braves Turner Field, Atlanta, GA Wed Apr 07 2010, 7:12 PM - 9:53 PM EDT Att: 36,170 - Partly Cloudy - 77 F										
14 Martin Prado, R (1,4) OBP: 0.556, SLG: 0.625	G6-3		10 G4-3 1B		K			10 HR 2B		4	1	2	0	0	1	0											
10 Chipper Jones, S (1,5) OBP: 0.333, SLG: 0.625	F8		G4-3		G3-1			HR		4	1	1	2	0	0	2											
16 Brian McCann, L (1,2) OBP: 0.667, SLG: 1.000		19 S 22 2B BB	IBB			G3-1		P4		2	1	0	0	2	0	0											
25 Troy Glaus, R (1,3) OBP: 0.333, SLG: 0.143	K		K		K			K		4	0	0	0	0	4	4											
19 Yunel Escobar, R (1,6) OBP: 0.250, SLG: 0.375	K		K			G6-3				3	0	0	0	0	2	4											
22 Jason Heyward, L (1,9) OBP: 0.375, SLG: 0.875		2H 2B			K			K		3	0	1	1	0	2	0											
24 Nate McLouth, L (1,8) OBP: 0.500, SLG: 0.200		HBP			K			K		2	0	0	0	0	2	0											
49 Jair Jurrjens, R (1,1)					G4-3			P4		2	0	0	0	0	0	2											
54 Kris Medlen, S (6,1)										0	0	0	0	0	0	0											
23 Matt Diaz, R (7,PH)										1	0	0	0	0	0	0											
58 Peter Moylan, R (8,1)										0	0	0	0	0	0	0											
13 Billy Wagner, L (9,1)										0	0	0	0	0	0	0											
Inning Stats	R: 0 E: 0 K: 0 S: 5	H: 0 LOB: 0 BB: 0 P: 9	R: 1 E: 0 K: 2 S: 10	H: 1 LOB: 2 BB: 1 P: 22	R: 0 E: 0 K: 2 S: 15	H: 2 LOB: 3 BB: 1 P: 24	R: 0 E: 0 K: 2 S: 8	H: 0 LOB: 0 BB: 0 P: 13	R: 0 E: 0 K: 1 S: 9	H: 0 LOB: 0 BB: 0 P: 10	R: 0 E: 0 K: 1 S: 10	H: 0 LOB: 0 BB: 0 P: 17	R: 0 E: 0 K: 2 S: 8	H: 0 LOB: 0 BB: 0 P: 13	R: 2 E: 0 K: 1 S: 14	H: 2 LOB: 0 BB: 0 P: 19	1B: 2 2B: 2 3B: 0 HR: 1	SF: 0 SAC: 0 DP: 0 HBP: 1	WP: 0 PB: 0 SB: 1 CS: 0	PA: 32							
PITCHER	IP	WLS	BF	H	R	ER	SO	BB	IBB	HBP	BLK	WP	HR	S	P	ERA	WHIP										
46 Ryan Dempster, R (1,1) ERA: 1.5	6.0		24	3	1	1	9	1	1	0	0	0	0	57	95	1.50	0.667										
45 Sean Marshall, L (7,1) ERA:	1.0	H	3	0	0	0	2	0	0	0	0	0	0	8	13	0.00	0.000										
43 John Grabow, L (8,1) ERA: 13.5	0.2	L	4	2	2	2	0	0	0	0	0	0	1	11	15	27.00	3.000										
33 Esmailin Caridad, R (8,1) ERA:	0.1		1	0	0	0	1	0	0	0	0	0	0	3	4	0.00	0.000										

livebaseballscorecards.com

AB 29
R 3
H 5
RBI 3
BB 2
SO 12
LOB 12

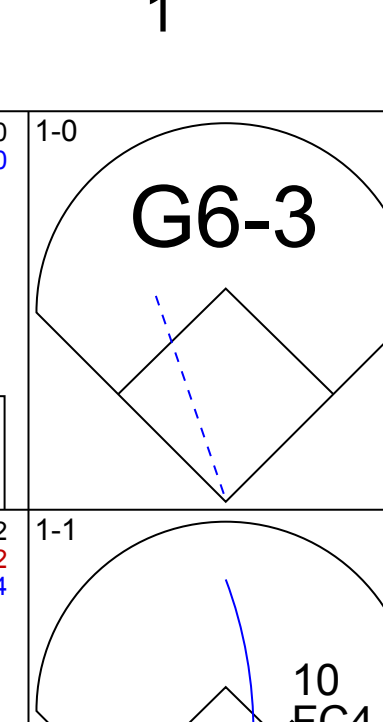
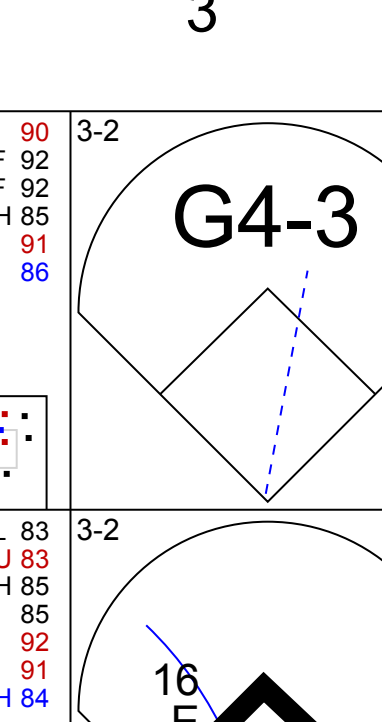
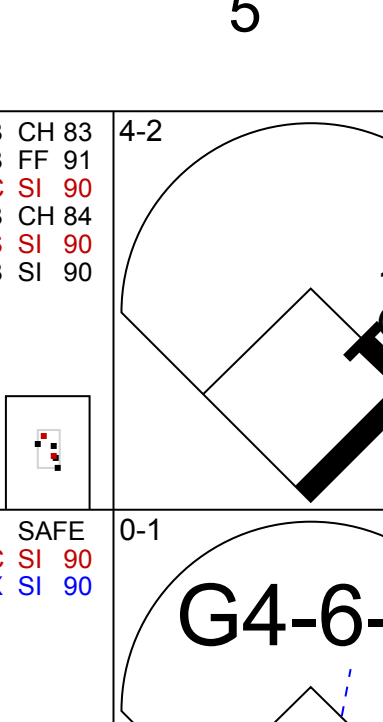
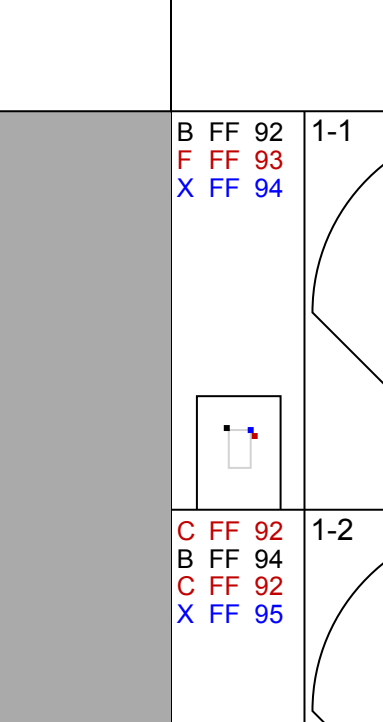
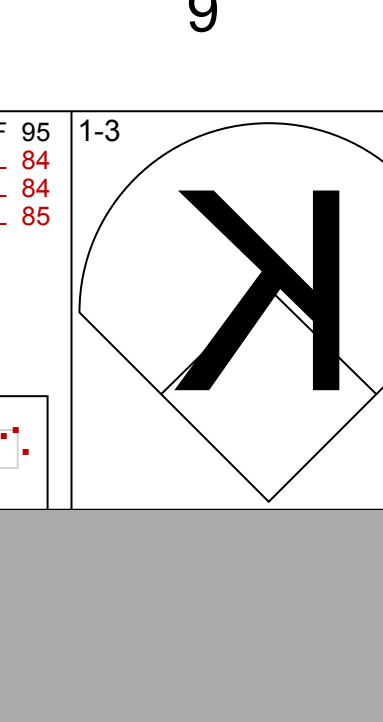
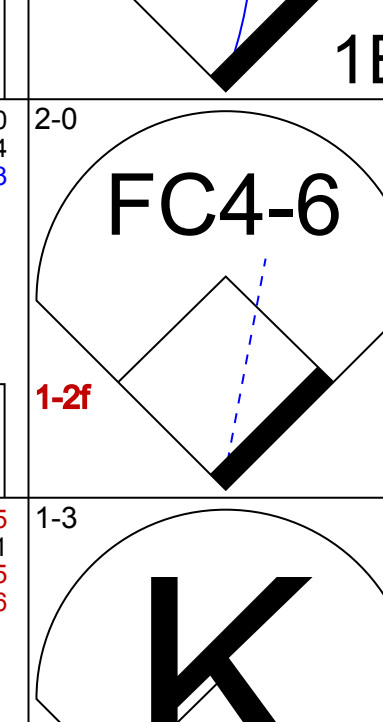
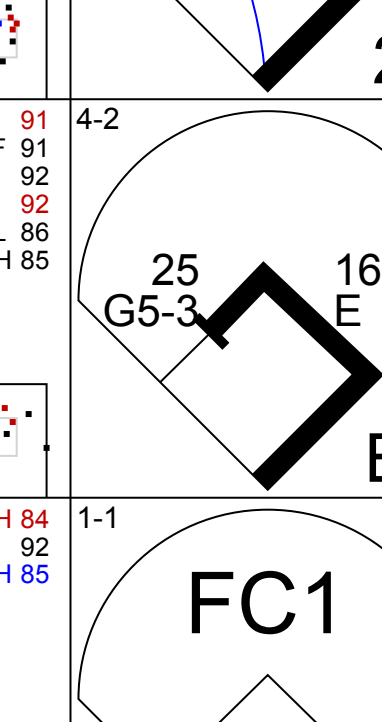

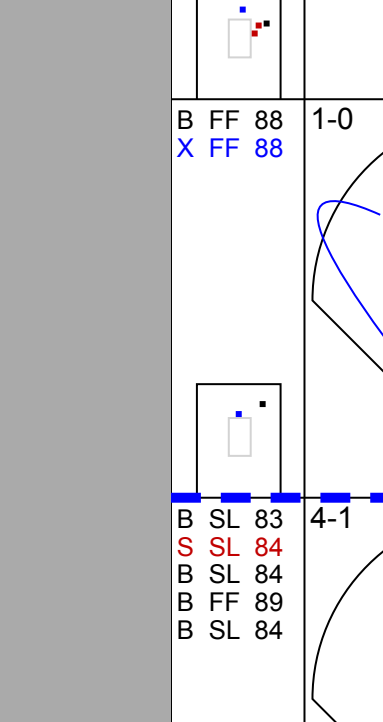

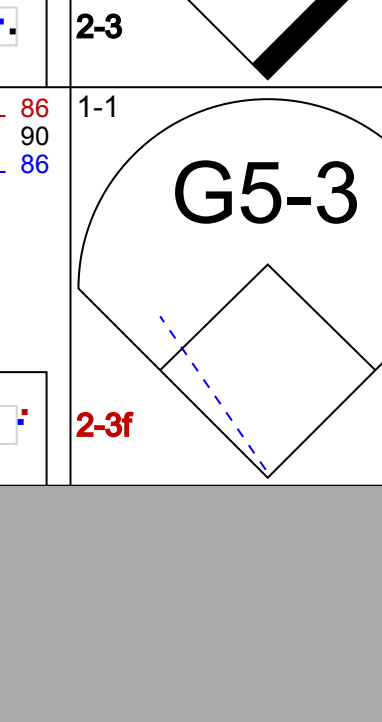

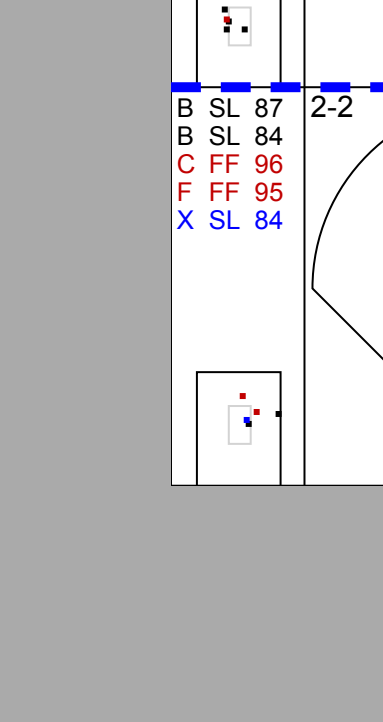



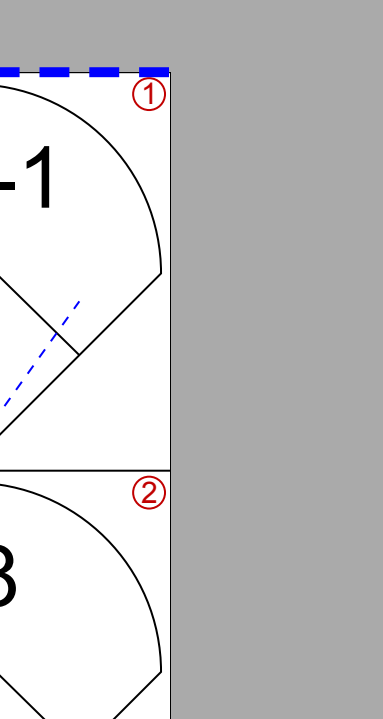
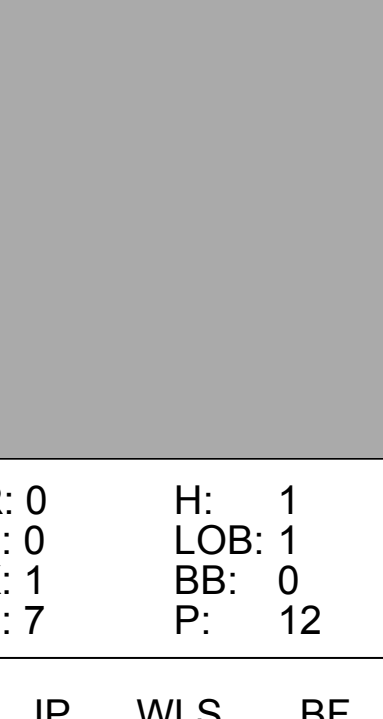
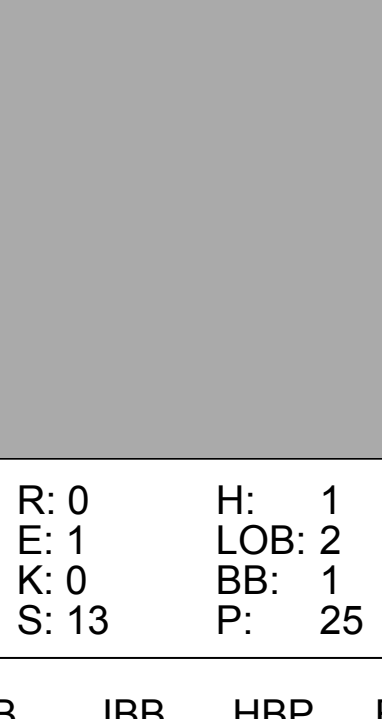
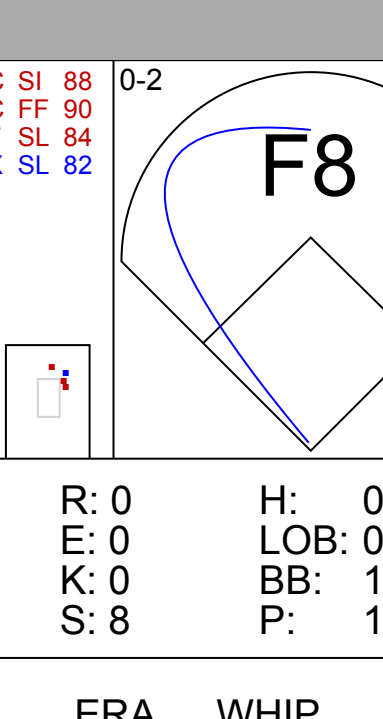
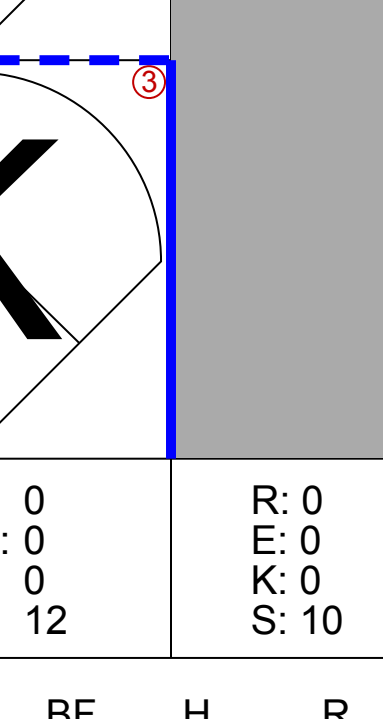





Batter	1	2	3	4	5	6	7	8	9	AB	R	H	RBI	BB	SO	LOB	TOP					
2 Ryan Theriot, R (1,6)										4	0	0	0	0	2	2						
1 Kosuke Fukudome, L (1,9)										4	0	0	0	0	1	2						
25 Derrek Lee, R (1,3)										3	0	1	0	1	0	1						
16 Aramis Ramirez, R (1,5)										3	0	0	0	1	3	1						
24 Marlon Byrd, R (1,8)										4	1	1	1	0	0	2						
21 Tyler Colvin, L (1,7)										4	1	1	1	0	0	2						
28 Jeff Baker, R (1,4)										4	0	0	0	0	2	2						
55 Koyie Hill, S (1,2)										3	0	1	0	0	1	0						
36 Randy Wells, R (1,1)										0	0	0	0	1	0	0						
12 Alfonso Soriano, R (7,PH)										0	0	0	0	0	0	0						
45 Sean Marshall, L (7,1)										0	0	0	0	0	0	0						
33 Esmailin Canadad, R (7,1)										0	0	0	0	0	0	0						
43 John Grabow, L (8,1)										0	0	0	0	0	0	0						
49 Carlos Marmol, R (8,1)										0	0	0	0	0	0	0						
Inning Stats	R: 0 E: 0 K: 3 S: 16	H: 0 LOB: 1 BB: 1 P: 25	R: 1 E: 0 K: 1 S: 14	H: 1 LOB: 0 BB: 21 P: 21	R: 0 E: 0 K: 1 S: 9	H: 0 LOB: 1 BB: 1 P: 17	R: 1 E: 0 K: 2 S: 9	H: 1 LOB: 0 BB: 0 P: 15	R: 0 E: 0 K: 0 S: 5	H: 1 LOB: 1 BB: 0 P: 8	R: 0 E: 0 K: 0 S: 11	H: 1 LOB: 2 BB: 1 P: 19	R: 0 E: 0 K: 0 S: 4	H: 0 LOB: 0 BB: 0 P: 4	R: 0 E: 0 K: 1 S: 7	H: 0 LOB: 0 BB: 0 P: 11	R: 0 E: 0 K: 1 S: 8	H: 0 LOB: 0 BB: 0 P: 9	1B: 2 2B: 0 3B: 0 HR: 2	SF: 0 SAC: 1 DP: 0 HBP: 0	WP: 0 PB: 0 CS: 0	PA: 34
PITCHER	IP	WLS	BF	H	R	ER	SO	BB	IBB	HBP	BLK	WP	HR	S	P	ERA	WHIP					
48 Tommy Hanson, R (1,1)	5.1	L	23	4	2	2	7	3	0	0	0	0	2	60	100	3.38	1.312					
34 Eric O'Flaherty, L (6,1)	1.2		5	0	0	0	0	0	0	0	0	0	0	8	9	0.00	0.000					
43 Jesse Chavez, R (8,1)	2.0		6	0	0	0	2	0	0	0	0	0	0	15	20	0.00	0.000					

Chicago Cubs @ Atlanta Braves
Turner Field, Atlanta, GA
Thu Apr 08 2010, 7:12 PM - 9:56 PM EDT
Att: 27,443 - Clear - 66 F

AB 30
R 2
H 4
RBI 2
BB 3
SO 9
LOB 12



Batter	1	2	3	4	5	6	7	8	9	AB	R	H	RBI	BB	SO	LOB	BOTTOM				
53 Melky Cabrera, S (1,7)										4	0	0	0	1	1	2					
14 Martin Prado, R (1,4)										4	0	3	0	0	0	1					
10 Chipper Jones, S (1,5)										1	0	0	0	1	0	1					
4 Omar Infante, R (4,5)										2	0	1	0	0	0	1					
16 Brian McCann, L (1,2)										3	0	0	0	1	1	4					
7 Brooks Conrad, S (8,PR)										0	0	0	0	0	0	0					
8 David Ross, R (9,2)										0	0	0	0	0	0	0					
25 Troy Glaus, R (1,3)										4	0	2	0	0	0	5					
19 Yunel Escobar, R (1,6)										4	0	1	0	0	0	3					
22 Jason Heyward, L (1,9)										4	0	0	0	0	1	2					
24 Nate McLouth, L (1,8)										3	0	1	0	1	0	0					
48 Tommy Hanson, R (1,1)										2	0	0	0	0	0	2					
34 Eric O'Flaherty, L (6,1)										0	0	0	0	0	0	0					
23 Matt Diaz, R (7,PH)										1	0	0	0	0	1	0					
43 Jesse Chavez, R (8,1)										0	0	0	0	0	0	0					
20 Eric Hinske, L (9,PH)										1	0	0	0	0	0	2					
Inning Stats	R: 0 E: 0 K: 1 S: 7	H: 1 LOB: 1 BB: 0 P: 12	R: 0 E: 0 K: 0 S: 16	H: 2 LOB: 2 BB: 0 P: 24	R: 0 E: 0 K: 0 S: 13	H: 1 LOB: 2 BB: 1 P: 25	R: 0 E: 0 K: 0 S: 6	H: 0 LOB: 0 BB: 0 P: 10	R: 0 E: 0 K: 0 S: 8	H: 2 LOB: 1 BB: 0 P: 14	R: 0 E: 0 K: 1 S: 8	H: 0 LOB: 0 BB: 0 P: 12	R: 0 E: 0 K: 0 S: 10	H: 1 LOB: 2 BB: 1 P: 19	R: 0 E: 0 K: 2 S: 12	H: 1 LOB: 2 BB: 1 P: 20	1B: 7 2B: 1 3B: 0 HR: 0	SF: 0 SAC: 0 DP: 3 HBP: 0	WP: 0 PB: 0 CS: 0	PA: 37	
PITCHER	IP	WLS	BF	H	R	ER	SO	BB	IBB	HBP	BLK	WP	HR	S	P	ERA	WHIP				
36 Randy Wells, R (1,1)	6.0	W	24	6	0	0	1	2	0	0	0	0	0	4	7	0.00	0.000				
45 Sean Marshall, L (7,1)	0.2	H	2	0	0	0	0	0	0	0	0	0	0	4	7	0.00	0.000				
33 Esmailin Canadad, R (7,1)	1.0	H	4	1	0	0	1	0	0	0	0	0	0	10	14	0.00	1.000				
43 John Grabow, L (8,1)	0.0		1	0	0	0	0	1	0	0	0	0	0	1	5	=	=				
49 Carlos Marmol, R (8,1)	1.1	S	6	1	0	0	2	1	0	0	0	0	0	15	25	0.00	1.500				

Chicago Cubs @ Atlanta Braves
Turner Field, Atlanta, GA
Thu Apr 08 2010, 7:12 PM - 9:56 PM EDT
Att: 27,443 - Clear - 66 F

AB 33
R 0
H 8
RBI 0
BB 4
SO 4
LOB 23



Batter	1	2	3	4	5	6	7	8	9	10	11	12	13	AB	R	H	RBI	BB	SO	LOB	TOP	
53 Melky Cabrera, S OBP: 0.273, SLG: 0.167														5	1	1	0	2	0	4		
14 Martin Prado, R OBP: 0.700, SLG: 0.750														4	2	3	0	3	1	0		
19 Yunel Escobar, R OBP: 0.276, SLG: 0.294														5	0	1	0	1	1	5		
25 Troy Glaus, R OBP: 0.368, SLG: 0.294														6	1	2	1	0	0	7		
23 Matt Diaz, R OBP: 0.400, SLG: 0.400														3	0	2	2	0	1	2		
24 Nate McLouth, L OBP: 0.429, SLG: 0.200														2	0	0	0	0	0	0		
4 Omar Infante, R OBP: 0.222, SLG: 0.125														5	0	0	0	1	2	4		
22 Jason Heyward, L OBP: 0.222, SLG: 0.412														5	0	0	0	1	4	2		
8 David Ross, R OBP: 0.500, SLG: 0.333														3	0	1	1	1	1	0		
16 Brian McCann, L OBP: 0.553, SLG: 0.600														2	0	1	0	0	0	0		
15 Tim Hudson, R 7 Brooks Conrad, S 40 Takashi Saito, L 13 Billy Wagner, L 24 Eric O'Flaherty, L 20 Eric Hinske, L 58 Peter Moylan, R 54 Kris Medlen, S														3	0	0	0	0	1	1		
Inning Stats	R: 0 E: 0 K: 2 S: 14	H: 1 LOB: 2 BB: 1 P: 21	R: 0 E: 1 K: 2 S: 10	H: 1 LOB: 1 BB: 0 P: 15	R: 2 E: 0 K: 1 S: 14	H: 3 LOB: 2 BB: 1 P: 29	R: 0 E: 0 K: 1 S: 7	H: 0 LOB: 0 BB: 0 P: 9	R: 1 E: 0 K: 0 S: 11	H: 1 LOB: 3 BB: 3 P: 28	R: 0 E: 0 K: 0 S: 9	H: 0 LOB: 0 BB: 0 P: 15	R: 0 E: 0 K: 1 S: 8	H: 1 LOB: 3 BB: 2 P: 26	R: 0 E: 0 K: 1 S: 8	H: 0 LOB: 0 BB: 0 P: 11	R: 0 E: 1 K: 1 S: 12	H: 1 LOB: 2 BB: 1 P: 20	1B: 10 2B: 1 3B: 0 HR: 0	SF: 0 SAC: 2 DP: 1 HBP: 0	WP: 1 PB: 0 SB: 0 CS: 1	PA: 57
PITCHER	IP 4.1	WLS 22	BF 7	H 3	R 3	ER 3	SO 6	BB 2	IBB 0	HBP 0	BLK 0	WP 0	HR 0	S 52	P 86	ERA 6.23	WHIP 2.077					
57 Jonathan Sánchez, L ERA: 6.23	1.1	4.1	2.2	7	3	3	6	2	0	0	0	0	0	0	52	86	6.23	2.077				
49 Brandon Medders, R ERA: 9.0	0.1	1.2	5	1	0	0	2	0	0	0	0	0	0	14	17	0.00	0.600					
59 Guillermo Mota, R ERA: 9.0	0.1	1.0	3	0	0	0	1	0	0	0	0	0	0	7	12	0.00	0.000					
60 Waldis Joaquin, R ERA: 9.0	0.1	0.1	3	1	1	1	0	1	0	0	0	1	0	5	12	27.00	6.000					
45 Dan Runzler, L ERA: 9.0	0.1	1.2	7	0	0	0	1	3	0	0	0	0	0	11	28	0.00	1.800					

Atlanta Braves @ San Francisco Giants
AT&T Park, San Francisco, CA
Fri Apr 09 2010, 1:38 PM - 5:38 PM PDT
Att. 42,940 - Sunny - 65 F

livebaseballscores.com

AB 46
R 4
H 11
RBI 4
BB 9
SO 14
LOB 29



Batter	1	2	3	4	5	6	7	8	9	10	11	12	13	AB	R	H	RBI	BB	SO	LOB	BOTTOM			
33 Aaron Rowand, R OBP: 0.273, SLG: 0.364														6	1	2	1	0	2	2				
16 Edgar Renteria, R OBP: 0.737, SLG: 1.000														5	2	3	2	0	1	1				
48 Pablo Sandoval, S OBP: 0.316, SLG: 0.389														5	0	1	1	0	0	2				
17 Aubrey Huff, L OBP: 0.222, SLG: 0.222														4	0	0	1	0	1	0				
38 Brian Wilson, R ERA: 9.0														0	0	0	0	0	0	0				
54 Sergio Romo, R ERA: 9.0														0	0	0	0	0	0	0				
56 Andres Torres, S (12,PH)														0	0	0	0	0	0	0				
41 Jeremy Affeldt, L (13,1)														0	0	0	0	0	0	0				
7 Mark DeRosa, R OBP: 0.400, SLG: 0.500														3	0	0	0	0	0	0				
45 Dan Runzler, L (8,1)														2	0	0	0	0	1	1				
35 Travis Ishikawa, L OBP: 0.333, SLG: 1.333														4	0	1	0	0	0	0				
1 Bengie Molina, R OBP: 0.250, SLG: 0.275														1	0	0	0	0	1	1				
22 Eli Whiteside, R OBP: 0.400, SLG: 0.250														4	0	1	0	0	0	0				
20 John Bowker, L OBP: 0.214, SLG: 0.429														5	0	0	0	0	1	1				
5 Juan Uribe, R OBP: 0.389, SLG: 0.500														4	1	1	0	1	0	1				
57 Jonathan Sánchez, L (1,1)														1	0	0	0	0	1	0				
49 Brandon Medders, R (5,1)														0	0	0	0	0	0	0				
12 Nate Scherholz, L (6,PH)														0	0	0	0	0	0	0				
59 Guillermo Mota, R (7,1)														0	0	0	0	0	0	0				
60 Waldis Joaquin, R (8,1)														0	0	0	0	0	0	0				
8 Eugenio Velez, S (9,1)														2	1	1	0	0	1	1				
Inning Stats	R: 0 E: 0 K: 0 S: 7	H: 0 LOB: 0 BB: 0 P: 11	R: 0 E: 0 K: 0 S: 7	H: 0 LOB: 0 BB: 0 P: 8	R: 0 E: 0 K: 1 S: 5	H: 1 LOB: 1 BB: 0 P: 7	R: 0 E: 0 K: 0 S: 6	H: 0 LOB: 0 BB: 0 P: 10	R: 2 E: 0 K: 0 S: 10	H: 2 LOB: 0 BB: 0 P: 19	R: 0 E: 0 K: 1 S: 9	H: 0 LOB: 0 BB: 0 P: 12	R: 2 E: 0 K: 1 S: 13	H: 1 LOB: 1 BB: 0 P: 20	R: 0 E: 0 K: 1 S: 7	H: 1 LOB: 1 BB: 0 P: 12	R: 0 E: 0 K: 1 S: 9	H: 1 LOB: 1 BB: 0 P: 10	R: 1 E: 0 K: 1 S: 11	H: 1 LOB: 1 BB: 1 P: 17	1B: 5 2B: 3 3B: 0 HR: 1	SF: 0 SAC: 2 DP: 3 HBP: 0	WP: 0 PB: 0 SB: 1 CS: 0	PA: 46
PITCHER	IP 7.0	WLS 23	BF 3	H 3	R 2	ER 2	SO 2	BB 0	IBB 0	HBP 0	BLK 0	WP 0	HR 0	S 52	P 77	ERA 2.57	WHIP 0.429							
15 Tim Hudson, R ERA: 2.57	1.1	7.0	23	3	2	2	2	0	0	0	0	0	0	52	77	2.57	0.429							
40 Takashi Saito, R ERA: 9.0	1.0	1.0	3	0	0	0	1	0	0	0	0	0	0	9	12	0.00	0.000							
13 Billy Wagner, L ERA: 6.0	1.0	1.0	5	2	2	2	1	0	0	0	0	0	0	13	20	18.00	2.000							
34 Eric O'Flaherty, L ERA: 9.0	1.0	1.0	3	1	0	0	0	0	0	0	0	0	0	7	12	0.00	1.000							
58 Peter Moylan, R ERA: 9.0	1.0	1.0	4	1	0	0	2	0	0	0	0	0	0	12	17	0.00	1.000							

Atlanta Braves @ San Francisco Giants
AT&T Park, San Francisco, CA
Fri Apr 09 2010, 1:38 PM - 5:38 PM PDT
Att. 42,940 - Sunny - 65 F

livebaseballscores.com

AB 43
R 5
H 9
RBI 5
BB 1
SO 9
LOB 11



Batter	1	2	3	4	5	6	7	8	9	AB	R	H	RBI	BB	SO	LOB	TOP										
53 Melky Cabrera, S OBP: 0.241, SLG: 0.160										4	0	0	0	0	1	0	Atlanta Braves @ San Francisco Giants AT&T Park, San Francisco, CA Sun Apr 11 2010, 5:15 PM - 7:34 PM PDT Att: 38,062 - Partly Cloudy - 50 F										
14 Martín Prado, R OBP: 0.607, SLG: 0.667										4	0	1	0	0	0	0											
20 Eric Hinske, L OBP: 0.429, SLG: 0.833										2	1	0	0	1	1	1											
25 Troy Glaus, R OBP: 0.320, SLG: 0.227										1	0	0	0	0	0	0											
16 Brian McCann, L OBP: 0.500, SLG: 0.647										4	1	2	2	0	1	1											
19 Yunel Escobar, R OBP: 0.222, SLG: 0.269										4	0	0	0	0	1	1											
22 Jason Heyward, L OBP: 0.370, SLG: 0.708										4	1	1	1	0	1	1											
23 Matt Diaz, R OBP: 0.231, SLG: 0.231										4	0	1	0	0	2	0											
4 Omar Infante, R OBP: 0.294, SLG: 0.313										3	0	1	0	0	2	1											
11 Kenshin Kawakami, R OBP: 0.294, SLG: 0.313										2	0	0	0	0	1	1											
7 Brooks Conrad, S OBP: 0.294, SLG: 0.313										1	0	0	0	0	1	0											
54 Kris Medlen, S OBP: 0.294, SLG: 0.313										0	0	0	0	0	0	0											
34 Eric O'Flaherty, L OBP: 0.294, SLG: 0.313										0	0	0	0	0	0	0											
Inning Stats	R: 2 H: 1 E: 0 K: 1 S: 10	WLS: 1 BF: 27 LOB: 0 BB: 1 P: 22	R: 0 H: 1 E: 0 K: 1 S: 11	WLS: 1 BF: 27 LOB: 1 BB: 0 P: 14	R: 0 H: 1 E: 0 K: 2 S: 9	WLS: 1 BF: 27 LOB: 1 BB: 0 P: 12	R: 0 H: 1 E: 0 K: 2 S: 16	WLS: 1 BF: 27 LOB: 0 BB: 0 P: 21	R: 0 H: 0 E: 0 K: 1 S: 10	WLS: 1 BF: 27 LOB: 1 BB: 0 P: 12	R: 0 H: 0 E: 0 K: 3 S: 12	WLS: 0 BF: 27 LOB: 0 BB: 0 P: 16	R: 0 H: 0 E: 0 K: 0 S: 9	WLS: 0 BF: 27 LOB: 0 BB: 0 P: 16	R: 1 H: 1 E: 0 K: 1 S: 9	WLS: 1 BF: 27 LOB: 0 BB: 0 P: 14	1B: 2 2B: 2 3B: 0 HR: 2	SF: 0 SAC: 0 DP: 0 HBP: 0	WP: 0 PB: 0 SB: 0 CS: 0	PA: 34							
PITCHER	IP: 7.0 WLS: W BF: 27 LOB: 0 ERA: 1.29	WLS: S BF: 7 LOB: 1 ERA: 2.08	H: 5 R: 2 ER: 2 SO: 10	H: 2 R: 2 ER: 1 SO: 1	H: 2 R: 1 ER: 1 SO: 1	H: 2 R: 1 ER: 1 SO: 1	H: 2 R: 1 ER: 1 SO: 1	H: 2 R: 1 ER: 1 SO: 1	H: 2 R: 1 ER: 1 SO: 1	H: 2 R: 1 ER: 1 SO: 1	H: 2 R: 1 ER: 1 SO: 1	H: 2 R: 1 ER: 1 SO: 1	H: 2 R: 1 ER: 1 SO: 1	H: 2 R: 1 ER: 1 SO: 1	H: 2 R: 1 ER: 1 SO: 1	H: 2 R: 1 ER: 1 SO: 1	WP: 0 HR: 1 S: 18 P: 30	ERA: 2.57 WHIP: 0.857	ERA: 4.50 WHIP: 0.500	ERA: 2.57 WHIP: 0.857	ERA: 4.50 WHIP: 0.500	ERA: 2.57 WHIP: 0.857	ERA: 4.50 WHIP: 0.500	ERA: 2.57 WHIP: 0.857	ERA: 4.50 WHIP: 0.500	ERA: 2.57 WHIP: 0.857	ERA: 4.50 WHIP: 0.500

Batter	1	2	3	4	5	6	7	8	9	AB	R	H	RBI	BB	SO	LOB	BOTTOM								
33 Aaron Rowand, R OBP: 0.290, SLG: 0.355										4	0	1	0	0	0	0	Atlanta Braves @ San Francisco Giants AT&T Park, San Francisco, CA Sun Apr 11 2010, 5:15 PM - 7:34 PM PDT Att: 38,062 - Partly Cloudy - 50 F								
8 Eugenio Velez, S OBP: 0.333, SLG: 0.375										4	1	0	0	0	1	1									
48 Pablo Sandoval, S OBP: 0.407, SLG: 0.640										4	3	3	2	0	0	0									
17 Aubrey Huff, L OBP: 0.308, SLG: 0.217										3	2	1	1	1	0	0									
35 Travis Ishikawa, L OBP: 0.250, SLG: 1.000										0	0	0	0	0	0	0									
7 Mark DeRosa, R OBP: 0.391, SLG: 0.389										4	0	1	1	0	0	2									
1 Bengie Molina, R OBP: 0.250, SLG: 0.267										4	0	1	1	0	0	1									
20 John Bowker, L OBP: 0.286, SLG: 0.450										3	0	1	0	0	1	0									
41 Jeremy Affeldt, L OBP: 0.250, SLG: 0.267										3	0	0	0	0	0	1									
5 Juan Uribe, R OBP: 0.440, SLG: 0.450										2	0	0	0	0	1	1									
55 Tim Lincecum, L OBP: 0.250, SLG: 0.267										1	0	0	0	0	1	1									
12 Nate Schierholtz, L OBP: 0.250, SLG: 0.267										2	0	0	0	0	1	1									
Inning Stats	R: 0 H: 0 E: 0 K: 0 S: 7	WLS: 0 BF: 8 LOB: 0 BB: 0 P: 8	R: 0 H: 0 E: 0 K: 1 S: 7	WLS: 0 BF: 8 LOB: 0 BB: 0 P: 11	R: 0 H: 0 E: 0 K: 1 S: 7	WLS: 0 BF: 8 LOB: 0 BB: 0 P: 11	R: 1 H: 2 E: 0 K: 0 S: 8	WLS: 2 BF: 24 LOB: 1 BB: 0 P: 14	R: 0 H: 1 E: 0 K: 0 S: 6	WLS: 2 BF: 24 LOB: 1 BB: 0 P: 7	R: 2 H: 2 E: 1 K: 0 S: 8	WLS: 2 BF: 24 LOB: 1 BB: 1 P: 14	R: 0 H: 0 E: 0 K: 2 S: 10	WLS: 0 BF: 24 LOB: 0 BB: 0 P: 15	R: 3 H: 3 E: 1 K: 1 S: 17	WLS: 3 BF: 24 LOB: 1 BB: 0 P: 23	1B: 6 2B: 0 3B: 1 HR: 1	SF: 0 SAC: 0 DP: 0 HBP: 0	WP: 0 PB: 0 SB: 0 CS: 0	PA: 34					
PITCHER	IP: 6.0 WLS: L BF: 24 LOB: 0 ERA: 3.0	WLS: 6 BF: 24 LOB: 0 ERA: 3.6	H: 3 R: 3 ER: 2 SO: 2	H: 3 R: 2 ER: 2 SO: 2	H: 3 R: 2 ER: 2 SO: 2	H: 3 R: 2 ER: 2 SO: 2	H: 3 R: 2 ER: 2 SO: 2	H: 3 R: 2 ER: 2 SO: 2	H: 3 R: 2 ER: 2 SO: 2	H: 3 R: 2 ER: 2 SO: 2	H: 3 R: 2 ER: 2 SO: 2	H: 3 R: 2 ER: 2 SO: 2	H: 3 R: 2 ER: 2 SO: 2	H: 3 R: 2 ER: 2 SO: 2	H: 3 R: 2 ER: 2 SO: 2	H: 3 R: 2 ER: 2 SO: 2	WP: 0 HR: 1 S: 15 P: 21	ERA: 13.50 WHIP: 1.500	ERA: 0.00 WHIP: 1.500	ERA: 13.50 WHIP: 1.500	ERA: 0.00 WHIP: 1.500	ERA: 13.50 WHIP: 1.500	ERA: 0.00 WHIP: 1.500	ERA: 13.50 WHIP: 1.500	ERA: 0.00 WHIP: 1.500

Batter	1	2	3	4	5	6	7	8	9	AB	R	H	RBI	BB	SO	LOB	TOP			
53 Melky Cabrera, S OBP: 0.212, SLG: 0.138	(1, 7) L8		(2) G4-3			(1) G3	(1) FC4-6			4	0	0	0	0	0	1	Atlanta Braves @ San Diego Padres PETCO Park, San Diego, CA Mon Apr 12 2010, 6:38 PM - 9:43 PM EDT Att: 42,843 - Partly Cloudy - 69 F			
14 Martín Prado, R OBP: 0.594, SLG: 0.630	(1, 4) G4-3		10 PB BB			16 1B 25 1B	(2) F9			3	1	1	0	1	0	1				
10 Chipper Jones, S OBP: 0.481, SLG: 0.417	(1, 5) L6		(3) F7			K	(3) K			3	0	0	0	0	1	2				
4 Omar Infante, R OBP: 0.278, SLG: 0.294										1	0	0	0	0	1	1				
43 Jesse Chavez, R OBP: 0.400, SLG: 0.250										0	0	0	0	0	0	0				
16 Brian McCann, L OBP: 0.481, SLG: 0.600		(2) G3-1		(1) G5-3		19 BB 22 BB	1B		(1) K	3	1	1	0	0	0	0				
8 David Ross, R OBP: 0.310, SLG: 0.231		(2) G6-3		(2) K		22 BB 19 BB	1B		(2) G5-3	4	0	1	1	0	1	0				
19 Yunel Escobar, R OBP: 0.258, SLG: 0.276		22 BB 1B		(3) G6-3		22 BB BB			(3) G6-3	3	0	1	0	1	0	0				
22 Jason Heyward, L OBP: 0.387, SLG: 0.654		1B BB		(1) F9		BB			(1) K	2	0	0	1	2	1	0				
24 Nate McLouth, L OBP: 0.348, SLG: 0.118		(3) K		(2) L7		(3) K			(2) K	4	0	0	0	0	3	5				
49 Jair Jurrjens, R OBP: 0.226, SLG: 0.355			(1) G4-3		(3) G6-3		53 FC4-6 BB		(3) F8	1	0	0	0	0	0	0				
37 Jo-Jo Reyes, L OBP: 0.226, SLG: 0.355										1	0	0	0	1	0	0				
7 Brooks Conrad, S OBP: 0.226, SLG: 0.355										1	0	0	0	0	0	0				
Inning Stats	R: 0 E: 0 K: 0 S: 6	H: 0 LOB: 0 BB: 0 P: 12	R: 0 E: 0 K: 1 S: 9	H: 1 LOB: 2 BB: 1 P: 18	R: 0 E: 0 K: 1 S: 10	H: 0 LOB: 0 BB: 1 P: 18	R: 0 E: 0 K: 1 S: 8	H: 0 LOB: 0 BB: 0 P: 13	R: 0 E: 0 K: 0 S: 6	H: 0 LOB: 0 BB: 0 P: 10	R: 2 E: 0 K: 2 S: 23	H: 3 LOB: 3 BB: 2 P: 43	R: 0 E: 0 K: 1 S: 10	H: 0 LOB: 1 BB: 1 P: 18	R: 0 E: 0 K: 2 S: 8	H: 0 LOB: 0 BB: 0 P: 11	1B: 4 2B: 0 3B: 0 HR: 0	SF: 0 SAC: 0 DP: 0 HBP: 0	WP: 0 PB: 1 SB: 0 CS: 0	PA: 36
PITCHER	IP WLS BF H R ER SO BB IBB HBP BLK WP HR S P ERA WHIP	5.2 W 25 4 2 2 3 4 0 0 0 0 0 58 108 3.18 1.412	1.1 5 0 0 0 2 1 0 0 0 0 0 14 24 0.00 0.750	2.0 6 0 0 0 3 0 0 0 0 0 0 18 29 0.00 0.000																

Batter	1	2	3	4	5	6	7	8	9	AB	R	H	RBI	BB	SO	LOB	BOTTOM			
1 Everth Cabrera, S OBP: 0.226, SLG: 0.355	(1, 6) G1-3		(1) B2-3	(1) FC4 23 2B	(1) G5-3	(1) 1B		(1) K		6	1	1	1	0	1	1	Atlanta Braves @ San Diego Padres PETCO Park, San Diego, CA Mon Apr 12 2010, 6:38 PM - 9:43 PM EDT Att: 42,843 - Partly Cloudy - 69 F			
22 David Eckstein, R OBP: 0.321, SLG: 0.280	(1, 4) 23 FC4-6 1B		(2) F9	(1) 23 BB 88 HR	(3) F7		(1) 1B		5	1	3	0	1	0	4					
23 Adrián González, L OBP: 0.438, SLG: 0.704	(1, 3) 1 SAFE FC4-6		(2) F8	(2) 88 2B	(2) 88 HR	BB		(2) K	3	2	1	1	1	0	2					
14 Oscar Salazar, R OBP: 0.321, SLG: 0.560	(7, PH) 1-2 P3		(2) F8	(1-3 2-H) 2B	(1-2 2-H) HR			(2) K	2	0	0	0	0	1	1					
88 Kyle Blanks, R OBP: 0.321, SLG: 0.560	(1, 7) P3		(3) G4-3	(3) 7 E 2B	(2-H 3-H) HR		(1) 25 FC6-4 4 1B	(3) K2-3	6	3	3	5	0	1	3					
7 Chase Headley, S OBP: 0.484, SLG: 0.552		(1) F8		(2) 18 BB	(2) G5-3		(2) 25 FC6-4 1B		4	2	2	1	0	0	0					
45 Edward Mujica, R OBP: 0.357, SLG: 0.500		(1) F8		(2) 18 BB	(2) G5-3		(2) 25 FC6-4 1B		0	0	0	0	0	0	0					
12 Scott Hairston, R OBP: 0.357, SLG: 0.500		(1) F8		(2) 18 BB	(2) G5-3		(2) 25 FC6-4 1B		1	0	1	0	0	0	0					
55 Adam Russell, R OBP: 0.357, SLG: 0.500		(1) F8		(2) 18 BB	(2) G5-3		(2) 25 FC6-4 1B		0	0	0	0	0	0	0					
25 Will Venable, L OBP: 0.296, SLG: 0.667		(1-2 3-B) 4 1B		(2) 18 BB	(3) L8		(2) 18 2B		5	4	3	2	0	0	2					
4 Nick Hundley, R OBP: 0.429, SLG: 0.294		(1-1 3-H) 1B		(2) 18 BB	(3) L8		(2) 18 2B		3	2	2	2	2	0	0					
18 Tony Gwynn Jr., L OBP: 0.318, SLG: 0.278		(1-3 2-H) K		(2) 25 FC4-6 BB	(2) F7		(2) 18 2B		4	1	1	3	1	2	2					
29 Kevin Correia, R OBP: 0.400, SLG: 0.400		(2-2 3-H) L4		(2) 25 FC4-6 BB	(2) F7		(2) 18 2B		3	1	1	2	0	1	2					
15 Jerry Hairston, R OBP: 0.158, SLG: 0.158		(2-2 3-H) L4		(2) 25 FC4-6 BB	(2) F7		(2) 18 2B		2	0	1	0	0	1	1					
Inning Stats	R: 0 E: 0 K: 0 S: 8	H: 1 LOB: 1 BB: 0 P: 15	R: 1 E: 0 K: 1 S: 16	H: 2 LOB: 0 BB: 0 P: 21	R: 0 E: 0 K: 0 S: 9	H: 1 LOB: 1 BB: 0 P: 14	R: 10 E: 1 K: 2 S: 37	H: 7 LOB: 3 BB: 3 P: 65	R: 3 E: 0 K: 0 S: 13	H: 1 LOB: 0 BB: 2 P: 24	R: 0 E: 0 K: 0 S: 9	H: 2 LOB: 2 BB: 0 P: 17	R: 3 E: 0 K: 1 S: 14	H: 4 LOB: 1 BB: 0 P: 21	R: 0 E: 0 K: 3 S: 13	H: 1 LOB: 1 BB: 0 P: 17	1B: 11 2B: 5 3B: 1 HR: 2	SF: 0 SAC: 0 DP: 0 HBP: 0	WP: 0 PB: 1 SB: 1 CS: 0	PA: 49
PITCHER	IP WLS BF H R ER SO BB IBB HBP BLK WP HR S P ERA WHIP	3.1 L 21 10 9 9 2 3 0 0 0 0 0 2 53 92 24.30 3.900	1.1 5 1 0 0 4 0 0 0 0 0 0 16 21 0.00 0.750																	

Batter	1	2	3	4	5	6	7	8	9	AB	R	H	RBI	BB	SO	LOB	TOP											
23 Matt Diaz, R OBP: 0.176, SLG: 0.176	F8		G4-3			F9	E5		K	4	1	0	0	0	0	0	Atlanta Braves @ San Diego Padres PETCO Park, San Diego, CA Wed Apr 14 2010, 10:07 PM - 1:05 AM EDT Att: 24,969 - Partly Cloudy - 65 F											
24 Nate McLouth, L OBP: 0.333, SLG: 0.111	F8								K	1	0	0	0	0	1	0												
14 Martín Prado, R OBP: 0.541, SLG: 0.594	F8			K					K	5	1	1	0	0	3	1												
10 Chipper Jones, S OBP: 0.316, SLG: 0.375				L9						4	1	1	0	1	1	1												
13 Billy Wagner, L									K	0	0	0	0	0	0	0												
16 Brian McCann, L OBP: 0.516, SLG: 0.696	G6-3									3	1	2	2	1	0	1												
25 Troy Glaus, R OBP: 0.333, SLG: 0.367		L8								4	2	2	3	0	1	1												
19 Yunel Escobar, R OBP: 0.297, SLG: 0.273		G4-3								4	0	1	0	0	0	2												
22 Jason Heyward, L OBP: 0.371, SLG: 0.600										4	0	1	1	0	2	1												
53 Melky Cabrera, S OBP: 0.216, SLG: 0.125			G4-3							3	0	0	0	1	2	1												
48 Tommy Hanson, R										3	0	0	0	0	1	4												
58 Peter Moylan, R										0	0	0	0	0	0	0												
20 Eric Hinske, L OBP: 0.375, SLG: 0.714										1	0	0	0	0	1	0												
40 Takashi Saito, L										0	0	0	0	0	0	0												
4 Omar Infante, R OBP: 0.278, SLG: 0.294										0	0	0	0	0	0	0												
Inning Stats	R: 0 E: 0 K: 0 S: 11	H: 1 LOB: 1 BB: 0 P: 15	R: 0 E: 0 K: 1 S: 7	H: 0 LOB: 0 BB: 0 P: 15	R: 0 E: 0 K: 0 S: 5	H: 0 LOB: 0 BB: 0 P: 7	R: 0 E: 0 K: 2 S: 9	H: 1 LOB: 1 BB: 0 P: 12	R: 0 E: 0 K: 2 S: 9	H: 1 LOB: 1 BB: 0 P: 14	R: 3 E: 1 K: 0 S: 22	H: 4 LOB: 3 BB: 2 P: 39	R: 3 E: 1 K: 1 S: 11	H: 1 LOB: 0 BB: 1 P: 21	R: 0 E: 0 K: 3 S: 10	H: 0 LOB: 0 BB: 0 P: 17	R: 0 E: 0 K: 3 S: 11	H: 0 LOB: 0 BB: 0 P: 14	1B: 4 2B: 3 3B: 0 HR: 1	SF: 0 SAC: 0 DP: 0 HBP: 0	WP: 0 PB: 0 SB: 1 CS: 0	PA: 39						
PITCHER	IP	WLS	BF	H	R	ER	SO	BB	IBB	HBP	BLK	WP	HR	S	P	ERA	WHIP	PITCHER										
33 Clayton Richard, L ERA: 4.38	5.1	L	23	6	3	3	5	1	0	0	0	0	0	58	10	90	5.06	1.312										
57 Luke Gregerson, R ERA: 11.57	1.0		6	1	1	1	1	0	1	0	0	0	0	10	18	9.00	1.000											
34 Cesár Ramos, L ERA: 5.4	0.1		2	0	0	0	0	1	0	0	0	0	0	2	6	0.00	3.000											
63 Sean Gallagher, R ERA: 7.11	1.1		5	1	2	1	3	0	0	0	0	0	1	14	26	6.75	0.750											
45 Edward Mujica, R ERA: 1.69	1.0		3	0	0	0	3	0	0	0	0	0	0	11	14	0.00	0.000											

Batter	1	2	3	4	5	6	7	8	9	AB	R	H	RBI	BB	SO	LOB	BOTTOM										
1 Everth Cabrera, S OBP: 0.250, SLG: 0.343	F8		22 E 22 S				G6-3			4	0	1	0	1	1	2	Atlanta Braves @ San Diego Padres PETCO Park, San Diego, CA Wed Apr 14 2010, 10:07 PM - 1:05 AM EDT Att: 24,969 - Partly Cloudy - 65 F										
22 David Eckstein, R OBP: 0.290, SLG: 0.286			23 BB				G3			3	0	1	0	2	0	2											
23 Adrián González, L OBP: 0.472, SLG: 0.700			88 FC6-4							3	0	2	1	1	0	1											
88 Kyle Blanks, R OBP: 0.281, SLG: 0.483			FC6-4							4	0	0	0	0	2	7											
7 Chase Headley, S OBP: 0.457, SLG: 0.515										4	0	1	0	0	3	1											
25 Will Venable, L OBP: 0.290, SLG: 0.600										3	0	0	0	1	1	2											
4 Nick Hundley, R OBP: 0.400, SLG: 0.250										3	0	0	0	1	0	1											
18 Tony Gwynn Jr., L OBP: 0.280, SLG: 0.238			B4-3							3	0	0	0	0	1	1											
63 Sean Gallagher, R										0	0	0	0	0	0	0											
45 Edward Mujica, R										0	0	0	0	0	0	0											
12 Scott Hairston, R OBP: 0.333, SLG: 0.482										1	0	0	0	0	1	1											
33 Clayton Richard, L										1	1	0	0	0	1	0											
57 Luke Gregerson, L										0	0	0	0	0	0	0											
34 Cesár Ramos, L										0	0	0	0	0	0	0											
15 Jerry Hairston, R OBP: 0.190, SLG: 0.190										2	0	1	0	0	1	1											
Inning Stats	R: 0 E: 0 K: 1 S: 8	H: 0 LOB: 1 BB: 1 P: 13	R: 0 E: 0 K: 2 S: 8	H: 0 LOB: 0 BB: 0 P: 12	R: 0 E: 0 K: 1 S: 14	H: 1 LOB: 3 BB: 2 P: 25	R: 0 E: 0 K: 0 S: 6	H: 1 LOB: 0 BB: 0 P: 8	R: 1 E: 0 K: 2 S: 20	H: 2 LOB: 2 BB: 0 P: 27	R: 0 E: 1 K: 1 S: 10	H: 0 LOB: 1 BB: 1 P: 16	R: 0 E: 0 K: 0 S: 8	H: 1 LOB: 0 BB: 0 P: 12	R: 0 E: 0 K: 2 S: 14	H: 1 LOB: 1 BB: 0 P: 21	R: 0 E: 0 K: 2 S: 13	H: 0 LOB: 2 BB: 2 P: 26	1B: 6 2B: 0 3B: 0 HR: 0	SF: 0 SAC: 0 DP: 1 HBP: 1	WP: 0 PB: 0 SB: 1 CS: 0	PA: 38					
PITCHER	IP	WLS	BF	H	R	ER	SO	BB	IBB	HBP	BLK	WP	HR	S	P	ERA	WHIP	PITCHER									
48 Tommy Hanson, R ERA: 2.38	6.0		26	4	1	1	7	4	0	0	0	0	0	66	10	1.50	1.333										
58 Peter Moylan, R ERA	1.0		3	1	0	0	0	0	0	0	0	0	0	8	12	0.00	1.000										
40 Takashi Saito, R ERA	1.0		4	1	0	0	2	0	0	0	0	0	0	14	21	0.00	1.000										
13 Billy Wagner, L ERA: 4.5	1.0		5	0	0	0	2	2	0	0	0	0	0	13	26	0.00	2.000										

AB	36
R	6
H	8
RBI	6
BB	3
SO	12
LOB	12

AB	31
R	1
H	6
RBI	1
BB	6
SO	11
LOB	19

Batter	1	2	3	4	5	6	7	8	9	AB	R	H	RBI	BB	SO	LOB	TOP					
5 Carlos González, L (1,9) OBP: 0.368, SLG: 0.526										4	1	1	1	0	2	1	Colorado Rockies @ Atlanta Braves Turner Field, Atlanta, GA Sun Apr 18 2010, 1:40 PM - 4:52 PM EDT Att: 26,546 - Sunny - 69 F					
24 Dexter Fowler, S (1,8) OBP: 0.245, SLG: 0.250										2	0	0	0	2	1	0						
17 Todd Helton, L (1,3) OBP: 0.372, SLG: 0.342										4	0	0	0	0	1	2						
2 Troy Tulowitzki, R (1,6) OBP: 0.288, SLG: 0.333										4	1	1	0	0	1	1						
7 Seth Smith, L (1,7) OBP: 0.267, SLG: 0.500										3	0	0	0	0	0	2						
31 Matt Daley, R (6,1) ERA: 4.67										0	0	0	0	0	0	0						
97 Joe Beimel, L (7,1) ERA: 4.5										0	0	0	0	0	0	0						
63 Rafael Betancourt, R (8,1) ERA: 4.5										0	0	0	0	0	0	0						
6 Melvin Mora, R (8,PH) ERA: 1.5										1	0	0	0	0	0	0						
56 Franklin Morales, L (9,1) ERA: 5.78										0	0	0	0	0	0	0						
20 Chris Iannetta, R (1,2) OBP: 0.259, SLG: 0.417										3	0	0	0	1	2	0						
9 Ian Stewart, L (1,5) OBP: 0.404, SLG: 0.600										4	1	3	2	0	0	0						
12 Clint Barnes, R (1,4) OBP: 0.289, SLG: 0.412										3	0	0	0	0	2	3						
27 Greg Smith, L (1,1) OBP: 0.200, SLG: 0.400										1	0	0	0	0	1	2						
19 Ryan Spilborghs, R (6,7) OBP: 0.480, SLG: 0.550										1	0	0	0	0	0	0						
Inning Stats	R: 0 H: 0 E: 0 K: 1 S: 7	H: 0 LOB: 0 P: 12	R: 1 H: 2 E: 0 K: 2 S: 17	H: 2 LOB: 2 BB: 1 P: 29	R: 0 H: 0 E: 0 K: 1 S: 7	H: 0 LOB: 0 BB: 0 P: 9	R: 0 H: 0 E: 0 K: 1 S: 6	H: 0 LOB: 0 BB: 0 P: 7	R: 0 H: 1 E: 0 K: 1 S: 7	H: 1 LOB: 1 BB: 0 P: 8	R: 0 H: 0 E: 0 K: 1 S: 8	H: 0 LOB: 1 BB: 1 P: 17	R: 1 H: 1 E: 0 K: 0 S: 7	H: 1 LOB: 0 BB: 0 P: 11	R: 1 H: 1 E: 0 K: 2 S: 8	H: 1 LOB: 0 BB: 0 P: 15	R: 0 H: 0 E: 0 K: 1 S: 9	H: 0 LOB: 0 BB: 0 P: 14	1B: 2 2B: 1 3B: 0 HR: 2	SF: 0 SAC: 1 DP: 1 HBP: 0	WP: 0 PB: 0 SB: 1 CS: 0	PA: 34
PITCHER	IP WLS BF H R ER SO BB IBB HBP BLK WP HR S P ERA WHIP																					
49 Jair Jurrjens, R (1,1) ERA: 6.06	8.0	31	5	3	3	9	3	0	0	0	0	0	0	0	2	67	108	3.38	1.000			
34 Eric O'Flaherty, L (9,1) ERA: 1.42	1.0	3	0	0	0	1	0	0	0	0	0	0	0	0	9	14	0.00	0.000				

AB	30
R	3
H	5
RBI	3
BB	3
SO	10
LOB	11



Batter	1	2	3	4	5	6	7	8	9	AB	R	H	RBI	BB	SO	LOB	BOTTOM					
23 Matt Diaz, R (1,7) OBP: 0.222, SLG: 0.333										5	1	3	0	0	1	2	Colorado Rockies @ Atlanta Braves Turner Field, Atlanta, GA Sun Apr 18 2010, 1:40 PM - 4:52 PM EDT Att: 26,546 - Sunny - 69 F					
14 Martín Prado, R (1,4) OBP: 0.500, SLG: 0.596										4	1	1	1	0	0	2						
10 Chipper Jones, S (1,5) OBP: 0.395, SLG: 0.467										4	1	2	0	1	0	1						
16 Brian McCann, L (1,2) OBP: 0.477, SLG: 0.563										2	0	0	0	3	1	3						
24 Nate McLouth, L (9,PR) OBP: 0.333, SLG: 0.148										0	0	0	0	0	0	0						
25 Troy Glaus, R (1,3) OBP: 0.283, SLG: 0.268										4	0	0	0	1	1	5						
7 Brooks Conrad, S (9,PR) OBP: 0.200, SLG: 0.400										0	1	0	0	0	0	0						
19 Yunel Escobar, R (1,6) OBP: 0.288, SLG: 0.271										4	0	1	0	1	0	1						
22 Jason Heyward, L (1,9) OBP: 0.423, SLG: 0.581										3	0	1	3	2	1	0						
53 Melky Cabrera, S (1,8) OBP: 0.245, SLG: 0.143										2	0	0	0	1	1	3						
49 Jair Jurrjens, R (1,1) ERA: 4.67										1	0	0	0	2	1	0						
20 Eric Hinske, L (8,PH) OBP: 0.400, SLG: 0.538										1	0	0	0	0	0	1						
34 Eric O'Flaherty, L (9,1) ERA: 1.42										0	0	0	0	0	0	0						
Inning Stats	R: 1 H: 1 E: 0 K: 1 S: 9	H: 1 LOB: 1 BB: 1 P: 18	R: 0 H: 1 E: 0 K: 0 S: 9	H: 1 LOB: 2 BB: 2 P: 20	R: 1 H: 2 E: 0 K: 1 S: 15	H: 2 LOB: 3 BB: 2 P: 29	R: 0 H: 1 E: 0 K: 2 S: 11	H: 1 LOB: 2 BB: 1 P: 22	R: 0 H: 0 E: 0 K: 1 S: 8	H: 0 LOB: 0 BB: 0 P: 11	R: 0 H: 0 E: 0 K: 1 S: 8	H: 0 LOB: 1 BB: 1 P: 17	R: 0 H: 1 E: 0 K: 0 S: 8	H: 1 LOB: 1 BB: 1 P: 17	R: 0 H: 0 E: 0 K: 0 S: 9	H: 0 LOB: 1 BB: 1 P: 15	R: 2 H: 2 E: 0 K: 0 S: 13	H: 2 LOB: 2 BB: 2 P: 24	1B: 5 2B: 2 3B: 1 HR: 0	SF: 1 SAC: 1 DP: 0 HBP: 0	WP: 1 PB: 0 SB: 0 CS: 0	PA: 43
PITCHER	IP WLS BF H R ER SO BB IBB HBP BLK WP HR S P ERA WHIP																					
27 Greg Smith, L (1,1) ERA: 4.67	5.1	27	5	2	2	5	6	1	0	0	0	0	0	0	0	0	5.1	3.38	2.062			
31 Matt Daley, R (6,1) ERA: 4.67	0.2	3	1	0	0	1	0	0	0	0	0	0	0	0	0	0	0.2	0.00	1.500			
97 Joe Beimel, L (7,1) ERA: 4.5	1.0	3	0	0	0	0	1	0	0	0	0	0	0	0	0	0	1.0	0.00	1.000			
63 Rafael Betancourt, R (8,1) ERA: 4.5	1.0	4	0	0	0	0	1	0	0	0	0	0	0	0	0	0	1.0	0.00	1.000			
56 Franklin Morales, L (9,1) ERA: 5.78	0.2	6	2	2	2	0	2	0	0	0	0	0	0	0	0	0	0.2	27.00	6.000			

AB	30
R	4
H	8
RBI	4
BB	11
SO	6
LOB	18



Batter	1	2	3	4	5	6	7	8	9	AB	R	H	RBI	BB	SO	LOB	TOP				
8 Shane Victorino, S OBP: 0.254, SLG: 0.379										4	0	1	2	0	1	1	Philadelphia Phillies @ Atlanta Braves Turner Field, Atlanta, GA Thu Apr 22 2010, 7:11 PM - 10:27 PM EDT Att: 22,476 - Partly Cloudy - 75 F				
19 Greg Dobbs, L OBP: 0.357, SLG: 0.417										3	2	2	0	0	0	0					
21 Wilson Valdez, R (6, PH)										3	2	1	0	2	0	0					
26 Chase Utley, L OBP: 0.479, SLG: 0.732										3	2	1	0	2	0	0					
6 Ryan Howard, L OBP: 0.324, SLG: 0.529										5	0	1	1	0	1	5					
28 Javson Werth, R OBP: 0.413, SLG: 0.558										3	1	0	1	1	2	0					
29 Raul Ibanez, L OBP: 0.344, SLG: 0.280										4	1	1	1	1	1	2					
7 Juan Castro, R OBP: 0.361, SLG: 0.382										5	2	3	1	0	1	1					
Carlos Ruiz, R OBP: 0.420, SLG: 0.325										5	0	2	0	0	1	5					
50 Jamie Moyer, L ERA: 5.24										1	0	0	0	1	0	2					
3 Ross Chastain, L ERA: 3.72										1	0	1	1	0	0	0					
37 Chad Durbin, R ERA: 1.23										0	0	0	0	0	0	0					
55 Danys Baez, R ERA: 6.35										0	0	0	0	0	0	0					
10 Ben Francisco, R ERA: 3.35										1	0	0	0	0	0	1					
57 David Herndon, R ERA: 1.09										0	0	0	0	0	0	0					
Inning Stats	R: 2 E: 0 K: 1 S: 19	H: 3 LOB: 1 BB: 0 P: 30	R: 0 E: 0 K: 0 S: 8	H: 1 LOB: 1 BB: 0 P: 9	R: 3 E: 1 K: 1 S: 20	H: 2 LOB: 2 BB: 2 P: 32	R: 0 E: 0 K: 0 S: 4	H: 0 LOB: 0 BB: 0 P: 7	R: 0 E: 0 K: 1 S: 12	H: 0 LOB: 0 BB: 0 P: 18	R: 1 E: 0 K: 1 S: 14	H: 2 LOB: 3 BB: 2 P: 29	R: 2 E: 0 K: 2 S: 23	H: 3 LOB: 2 BB: 1 P: 37	R: 0 E: 0 K: 1 S: 10	H: 0 LOB: 0 BB: 0 P: 15	R: 0 E: 0 K: 1 S: 15	H: 1 LOB: 1 BB: 0 P: 23	1B: 11 SF: 2 2B: 1 3B: 0 HR: 0	WP: 0 PB: 0 SB: 0 CS: 0	PA: 45
PITCHER	IP	WLS	BF	H	R	ER	SO	BB	IBB	HBP	BLK	WP	HR	S	P	ERA	WHIP				
32 Derek Lowe, R ERA: 5.24	5.0	L	24	6	5	4	3	2	0	0	0	0	0	63	96	7.20	1.600				
54 Kris Medlen, R ERA: 3.72	0.1		4	2	1	1	0	1	0	0	0	0	0	8	18	27.00	9.000				
34 Eric O'Flaherty, L ERA: 1.23	0.2		3	0	0	0	1	0	0	0	0	0	0	6	11	0.00	1.500				
58 Peter Moylan, R ERA: 2.35	1.0		7	3	2	2	2	1	0	0	0	0	0	23	37	18.00	4.000				
43 Jesse Chavez, R ERA: 1.09	2.0		7	1	0	0	2	0	0	0	0	0	0	25	38	0.00	0.500				

Batter	1	2	3	4	5	6	7	8	9	AB	R	H	RBI	BB	SO	LOB	BOTTOM				
23 Matt Diaz, R OBP: 0.167, SLG: 0.250										5	0	0	0	0	1	3	Philadelphia Phillies @ Atlanta Braves Turner Field, Atlanta, GA Thu Apr 22 2010, 7:11 PM - 10:27 PM EDT Att: 22,476 - Partly Cloudy - 75 F				
14 Martin Prado, R OBP: 0.478, SLG: 0.567										5	0	3	0	0	0	1					
10 Chipper Jones, S OBP: 0.431, SLG: 0.537										4	0	2	0	1	0	2					
16 Brian McCann, L OBP: 0.439, SLG: 0.488										4	0	1	1	0	0	3					
25 Troy Glaus, R OBP: 0.241, SLG: 0.283										4	0	0	0	0	3	3					
43 Jesse Chavez, R ERA: 1.09										0	0	0	0	0	0	0					
19 Yunel Escobar, R OBP: 0.254, SLG: 0.254										4	0	1	0	0	1	0					
22 Jason Heyward, L OBP: 0.397, SLG: 0.559										3	0	0	0	0	1	2					
53 Melky Cabrera, S OBP: 0.250, SLG: 0.146										3	1	0	0	1	0	3					
32 Derek Lowe, R ERA: 5.24										1	0	0	0	0	0	0					
4 Omar Infante, R ERA: 3.35										0	1	0	0	1	0	0					
54 Kris Medlen, R ERA: 3.72										0	0	0	0	0	0	0					
34 Eric O'Flaherty, L ERA: 1.23										0	0	0	0	0	0	0					
58 Peter Moylan, R ERA: 2.35										0	0	0	0	0	0	0					
24 Nate McLouth, L OBP: 0.333, SLG: 0.296										1	1	1	0	0	0	0					
20 Eric Hinske, L OBP: 0.444, SLG: 0.625										1	0	1	0	0	0	0					
Inning Stats	R: 0 E: 0 K: 0 S: 9	H: 1 LOB: 1 BB: 0 P: 15	R: 0 E: 0 K: 2 S: 11	H: 0 LOB: 0 BB: 0 P: 17	R: 0 E: 0 K: 0 S: 11	H: 1 LOB: 1 BB: 0 P: 18	R: 0 E: 0 K: 0 S: 7	H: 0 LOB: 0 BB: 0 P: 12	R: 2 E: 2 K: 0 S: 8	H: 0 LOB: 1 BB: 2 P: 18	R: 0 E: 0 K: 2 S: 12	H: 2 LOB: 2 BB: 0 P: 21	R: 1 E: 0 K: 2 S: 15	H: 2 LOB: 2 BB: 1 P: 33	R: 0 E: 0 K: 0 S: 7	H: 0 LOB: 0 BB: 0 P: 9	R: 0 E: 0 K: 0 S: 8	H: 3 LOB: 2 BB: 0 P: 12	1B: 5 SF: 1 2B: 4 3B: 0 HR: 0	WP: 0 PB: 0 SB: 0 CS: 0	PA: 40
PITCHER	IP	WLS	BF	H	R	ER	SO	BB	IBB	HBP	BLK	WP	HR	S	P	ERA	WHIP				
50 Jamie Moyer, L ERA: 5.0	6.0	W	26	4	2	0	4	2	0	1	0	0	0	15	33	9.00	3.000				
37 Chad Durbin, R ERA: 1.23	1.0		6	2	1	1	2	1	0	0	0	0	0	7	9	0.00	0.000				
55 Danys Baez, R ERA: 6.35	1.0		3	0	0	0	0	0	0	0	0	0	0	8	12	0.00	3.000				
57 David Herndon, R ERA: 6.35	1.0		5	3	0	0	0	0	0	0	0	0	0	8	12	0.00	3.000				

Batter	1	2	3	4	5	6	7	8	9	AB	R	H	RBI	BB	SO	LOB	TOP				
24 Nate McLouth, L OBP: 0.300, SLG: 0.250										5	0	0	0	0	4	4					
14 Martín Prado, R OBP: 0.473, SLG: 0.547										4	0	1	1	1	2	2					
10 Chipper Jones, S OBP: 0.436, SLG: 0.523										3	0	1	1	1	0	1					
16 Brian McCann, L OBP: 0.426, SLG: 0.457										3	0	0	0	1	0	1					
22 Jason Heyward, L OBP: 0.373, SLG: 0.518										4	0	0	0	0	3	3					
20 Eric Hinske, L OBP: 0.428, SLG: 0.579										3	0	1	0	0	1	0					
25 Troy Glaus, R OBP: 0.237, SLG: 0.278										1	0	0	0	0	0	0					
53 Melky Cabrera, S OBP: 0.250, SLG: 0.154										4	0	1	0	0	1	1					
4 Omar Infante, R OBP: 0.391, SLG: 0.429										4	2	3	0	0	0	1					
11 Kenshin Kawakami, R ERA: 1.04										1	0	0	0	0	1	1					
23 Matt Diaz, R OBP: 0.162, SLG: 0.243										1	0	0	0	0	0	1					
40 Takashi Saito, L ERA: 1.04										0	0	0	0	0	0	0					
39 Jonny Venters, L ERA: 1.08										0	0	0	0	0	0	0					
19 Yunel Escobar, R OBP: 0.298, SLG: 0.254										0	0	0	0	1	0	0					
Inning Stats	R: 0 E: 0 K: 1 S: 9	H: 0 LOB: 0 BB: 0 P: 10	R: 0 E: 0 K: 1 S: 10	H: 1 LOB: 1 BB: 0 P: 19	R: 1 E: 0 K: 1 S: 12	H: 2 LOB: 3 BB: 2 P: 26	R: 0 E: 0 K: 1 S: 8	H: 1 LOB: 1 BB: 0 P: 11	R: 0 E: 0 K: 2 S: 7	H: 0 LOB: 1 BB: 0 P: 16	R: 1 E: 0 K: 1 S: 14	H: 2 LOB: 1 BB: 0 P: 24	R: 0 E: 0 K: 0 S: 7	H: 0 LOB: 0 BB: 0 P: 11	R: 0 E: 0 K: 2 S: 13	H: 1 LOB: 2 BB: 1 P: 21	1B: 6 2B: 1 3B: 0 HR: 0	SF: 0 SAC: 1 DP: 0 HBP: 0	WP: 1 PB: 0 SB: 1 CS: 0	PA: 38	
PITCHER	IP WLS BF H R ER SO BB IBB HBP BLK WP HR S P ERA WHIP	3.2 0 17 4 1 1 3 2 0 0 0 0 0 0 36 63 2.46 1.636	3.0 W 12 2 1 1 7 1 0 0 0 0 0 0 3 6 0.00 0.000	0.1 H 1 0 0 0 0 0 0 0 0 0 0 0 0 3 6 0.00 0.000	1.0 H 3 0 0 0 0 0 0 0 0 0 0 0 0 7 11 0.00 0.000	1.0 S 5 1 0 0 2 1 0 0 0 0 1 0 13 21 0.00 2.000															

Atlanta Braves @ New York Mets
Citi Field, Flushing, NY
Fri Apr 23 2010, 7:12 PM - 10:13 PM EDT
Att: 32,265 - Clear - 64 F

AB 33
R 2
H 7
RBI 2
BB 4
SO 12
LOB 15



Batter	1	2	3	4	5	6	7	8	9	AB	R	H	RBI	BB	SO	LOB	BOTTOM			
16 Ángel Pagán, S OBP: 0.321, SLG: 0.314										5	1	1	0	0	1	3				
1 Luis Castillo, S OBP: 0.339, SLG: 0.308										3	1	0	0	1	0	0				
7 José Reyes, S OBP: 0.302, SLG: 0.368										4	1	2	0	0	1	1				
44 Jason Bay, R OBP: 0.356, SLG: 0.328										3	1	1	1	1	0	1				
5 David Wright, R OBP: 0.436, SLG: 0.456										3	0	1	2	0	1	1				
29 Ike Davis, L OBP: 0.450, SLG: 0.611										3	1	1	1	1	0	2				
12 Jeff Francoeur, R OBP: 0.347, SLG: 0.508										4	0	1	0	0	0	1				
21 Rod Barajas, R OBP: 0.203, SLG: 0.375										4	0	0	0	0	0	3				
33 John Maine, R ERA: 4.76										0	0	0	0	0	0	0				
47 Hisanori Takahashi, L ERA: 1.00										1	0	0	0	0	0	0				
22 Raúl Valdes, L ERA: 1.04										0	0	0	0	0	0	0				
27 Frank Catalanotto, L ERA: 1.04										0	0	0	0	0	0	0				
25 Pedro Feliciano, L ERA: 1.08										0	0	0	0	0	0	0				
17 Fernando Tatis, R ERA: 1.08										0	0	0	0	0	0	0				
75 Francisco Rodríguez, R ERA: 1.04										0	0	0	0	0	0	0				
Inning Stats	R: 0 E: 0 K: 2 S: 9	H: 0 LOB: 0 BB: 0 P: 14	R: 0 E: 0 K: 0 S: 6	H: 0 LOB: 0 BB: 0 P: 11	R: 0 E: 1 K: 0 S: 9	H: 1 LOB: 1 BB: 0 P: 12	R: 0 E: 0 K: 1 S: 12	H: 1 LOB: 1 BB: 0 P: 18	R: 1 E: 0 K: 0 S: 9	H: 2 LOB: 1 BB: 0 P: 14	R: 2 E: 1 K: 0 S: 22	H: 2 LOB: 2 BB: 1 P: 33	R: 2 E: 1 K: 0 S: 13	H: 2 LOB: 2 BB: 2 P: 28	R: 0 E: 0 K: 0 S: 8	H: 1 LOB: 0 BB: 0 P: 12	1B: 4 2B: 2 3B: 2 HR: 1	SF: 1 SAC: 1 DP: 0 HBP: 0	WP: 0 PB: 0 SB: 0 CS: 0	PA: 37
PITCHER	IP WLS BF H R ER SO BB IBB HBP BLK WP HR S P ERA WHIP	6.0 L 26 6 3 3 3 0 2 0 0 0 0 0 0 13 28 4.50 1.167																		

Atlanta Braves @ New York Mets
Citi Field, Flushing, NY
Fri Apr 23 2010, 7:12 PM - 10:13 PM EDT
Att: 32,265 - Clear - 64 F

AB 32
R 5
H 9
RBI 4
BB 3
SO 3
LOB 12



Batter	1	2	3	4	5	6	7	8	9	AB	R	H	RBI	BB	SO	LOB	TOP	
53 Melky Cabrera, S OBP: 0.254, SLG: 0.186	(1,7) F7			G4-3						3	0	1	0	0	0	1		
14 Martín Prado, R OBP: 0.475, SLG: 0.565	(1,4) G5-3			K						3	0	1	0	0	1	2		
10 Chipper Jones, S OBP: 0.417, SLG: 0.479	(1,5) BB			G4-3						2	0	0	0	1	1	1		
16 Brian McCann, L OBP: 0.446, SLG: 0.479	(1,2) 2B			25 1B						1	0	1	0	2	0	0		
25 Troy Glaus, R OBP: 0.273, SLG: 0.305	(1,3) BB			22 G6-3						2	0	1	0	1	0	2		
22 Jason Heyward, L OBP: 0.370, SLG: 0.492	(1,9) P6			G6-3						3	0	0	0	0	0	5		
19 Yunel Escobar, R OBP: 0.268, SLG: 0.234				G4-3						2	0	0	0	0	0	0		
24 Nate McLouth, L OBP: 0.308, SLG: 0.244	(1,8) 53 1B			F7						1	0	0	0	1	0	0		
48 Tommy Hanson, R OBP: 0.125, SLG: 0.125	(1,1) K									2	0	1	0	0	1	1		
Inning Stats	R: 0 H: 1 E: 0 K: 0 S: 15	H: 1 LOB: 3 BB: 2 P: 31	R: 0 H: 1 E: 0 K: 2 S: 18	H: 1 LOB: 2 BB: 1 P: 30	R: 0 H: 1 E: 0 K: 0 S: 7	H: 1 LOB: 1 BB: 0 P: 15	R: 0 H: 1 E: 0 K: 0 S: 8	H: 1 LOB: 1 BB: 1 P: 13	R: 0 H: 0 E: 0 K: 0 S: 1	H: 0 LOB: 0 BB: 0 P: 1								
PITCHER	IP WLS BF H R ER SO BB IBB HBP BLK WP HR S P ERA WHIP																	
34 Mike Pelfrey, R ERA: 0.69	(1,1) 5.0 W 23 5 0 0 3 5 0 0 0 0 0 0 59 106 0.00 2.000																	
22 Raul Valdes, L ERA: 1.04	(6,1) 0.0 1 0 0 0 0 0 0 0 0 0 0 0 1 1 ∞ ∞																	

Atlanta Braves @ New York Mets
Citi Field, Flushing, NY
Sun Apr 25 2010, 8:10 PM - 10:04 PM EDT
Att: 27,623 - Cloudy - 50 F

AB 19
R 0
H 5
RBI 0
BB 5
SO 3
LOB 12



WP: 0 PA: 24
SB: 0
CS: 0

Batter	1	2	3	4	5	6	7	8	9	AB	R	H	RBI	BB	SO	LOB	BOTTOM	
16 Ángel Pagán, S OBP: 0.302, SLG: 0.281	(1,8) G3			K						3	0	0	0	0	1	0		
1 Luis Castillo, S OBP: 0.354, SLG: 0.327	(1,4) K			7 E 7 S 1B						3	0	2	0	0	1	0		
7 José Reyes, S OBP: 0.314, SLG: 0.355	(1,6) 44 S 1B			G6-3						3	1	1	0	0	1	2		
44 Jason Bay, R OBP: 0.388, SLG: 0.373	(1,7) E5 1B									2	0	1	0	1	0	1		
5 David Wright, R OBP: 0.405, SLG: 0.413	(1,5) K			L4						2	0	0	0	0	1	3		
29 Ike Davis, L OBP: 0.400, SLG: 0.500				K						2	0	0	0	0	2	0		
12 Jeff Francoeur, R OBP: 0.350, SLG: 0.514	(1,9) K									2	0	1	0	0	1	0		
4 Henry Blanco, R OBP: 0.250, SLG: 0.133	(1,2) BB									1	0	0	0	1	1	1		
34 Mike Pelfrey, R OBP: 0.400, SLG: 0.250	(1,1) G4-3									2	0	0	0	0	0	2		
22 Raul Valdes, L OBP: 0.333, SLG: 0.333	(6,1) G3									0	0	0	0	0	0	0		
Inning Stats	R: 1 H: 2 E: 1 K: 2 S: 17	H: 0 LOB: 1 BB: 0 P: 21	R: 0 H: 0 E: 0 K: 2 S: 15	H: 0 LOB: 1 BB: 1 P: 22	R: 0 H: 1 E: 0 K: 1 S: 11	H: 1 LOB: 2 BB: 1 P: 18	R: 0 H: 1 E: 0 K: 2 S: 10	H: 1 LOB: 0 BB: 0 P: 14	R: 0 H: 1 E: 0 K: 1 S: 12	H: 1 LOB: 1 BB: 0 P: 18								
PITCHER	IP WLS BF H R ER SO BB IBB HBP BLK WP HR S P ERA WHIP																	
48 Tommy Hanson, R ERA: 2.14	(1,1) 5.0 L 22 5 1 0 8 2 0 0 0 0 0 0 65 93 0.00 1.400																	

Atlanta Braves @ New York Mets
Citi Field, Flushing, NY
Sun Apr 25 2010, 8:10 PM - 10:04 PM EDT
Att: 27,623 - Cloudy - 50 F

AB 20
R 1
H 5
RBI 0
BB 2
SO 8
LOB 9



WP: 0 PA: 22
SB: 3
CS: 0

Batter	1	2	3	4	5	6	7	8	9	AB	R	H	RBI	BB	SO	LOB	TOP						
21 Michael Bourn, L (1,8) OBP: 0.407, SLG: 0.378										4	0	0	0	0	3	0	Houston Astros @ Atlanta Braves Turner Field, Atlanta, GA Fri Apr 30 2010, 7:37 PM - 9:57 PM EDT Att: 30,082 - Clear - 78 F						
8 Jeff Keppinger, R (1,4) OBP: 0.342, SLG: 0.354										4	0	0	0	0	0	0							
77 Pedro Feliz, R (1,5) OBP: 0.263, SLG: 0.368										3	0	0	0	1	0	0							
45 Carlos Lee, R (1,7) OBP: 0.221, SLG: 0.232										3	1	1	0	0	0	1							
27 Geoff Blum, S (1,3) OBP: 0.341, SLG: 0.419										3	1	1	0	0	0	1							
9 Hunter Pence, R (1,9) OBP: 0.250, SLG: 0.329										3	0	1	1	0	1	1							
46 J.R. Towles, R (1,2) OBP: 0.261, SLG: 0.357										3	0	1	1	0	0	1							
12 Tommy Manzella, R (1,6) OBP: 0.250, SLG: 0.259										3	0	0	0	0	2	2							
39 Brett Myers, R (1,1) OBP: 0.100, SLG: 0.100										2	0	0	0	0	1	1							
18 Cory Sullivan, L (8,PH) OBP: 0.174, SLG: 0.190										1	0	0	0	0	0	0							
48 Tim Byrdak, L (8,1) OBP: 0.174, SLG: 0.190										0	0	0	0	0	0	0							
47 Jeff Fulchino, R (8,1) OBP: 0.174, SLG: 0.190										0	0	0	0	0	0	0							
Inning Stats	R: 0 E: 0 K: 1 S: 9	H: 0 LOB: 0 BB: 0 P: 13	R: 2 E: 1 K: 1 S: 16	H: 3 LOB: 1 BB: 0 P: 20	R: 0 E: 0 K: 1 S: 6	H: 0 LOB: 0 BB: 0 P: 9	R: 0 E: 0 K: 1 S: 9	H: 1 LOB: 1 BB: 0 P: 14	R: 0 E: 0 K: 2 S: 9	H: 0 LOB: 0 BB: 0 P: 13	R: 0 E: 0 K: 0 S: 8	H: 0 LOB: 0 BB: 0 P: 12	R: 0 E: 0 K: 0 S: 5	H: 0 LOB: 0 BB: 0 P: 6	R: 0 E: 0 K: 1 S: 10	H: 0 LOB: 0 BB: 1 P: 12	R: 0 E: 0 K: 0 S: 3	H: 0 LOB: 0 BB: 1 P: 9	1B: 4 2B: 0 3B: 0 HR: 0	SF: 0 SAC: 0 DP: 2 HBP: 1	WP: 0 PB: 0 SB: 0 CS: 0	PA: 31	
PITCHER	IP WLS BF H R ER SO BB IBB HBP BLK WP HR S P ERA WHIP	8.0 W 28 4 2 2 7 0 0 1 0 0 0 0 3 9 2.25 0.500	1.0 S 3 0 0 0 0 1 0 0 0 0 0 3 9 0.00 1.000																				

Batter	1	2	3	4	5	6	7	8	9	AB	R	H	RBI	BB	SO	LOB	BOTTOM					
24 Nate McLouth, L (1,8) OBP: 0.304, SLG: 0.316										3	1	2	1	1	0	0	Houston Astros @ Atlanta Braves Turner Field, Atlanta, GA Fri Apr 30 2010, 7:37 PM - 9:57 PM EDT Att: 30,082 - Clear - 78 F					
14 Martin Prado, R (1,4) OBP: 0.422, SLG: 0.478										4	1	1	0	0	1	2						
10 Chipper Jones, S (1,5) OBP: 0.390, SLG: 0.393										3	0	0	0	1	0	1						
16 Brian McCann, L (1,2) OBP: 0.378, SLG: 0.391										4	0	0	0	0	1	2						
25 Troy Glaus, R (1,3) OBP: 0.310, SLG: 0.292										2	1	0	0	2	0	0						
22 Jason Heyward, L (1,9) OBP: 0.360, SLG: 0.520										4	1	1	2	0	1	2						
53 Melky Cabrera, S (1,7) OBP: 0.287, SLG: 0.221										3	0	1	0	1	1	1						
4 Omar Infante, R (1,6) OBP: 0.314, SLG: 0.364										3	0	1	0	0	1	4						
48 Tommy Hanson, R (1,1) OBP: 0.091, SLG: 0.091										3	0	0	0	0	2	1						
13 Billy Wagner, L (9,1) ERA: 3.72										0	0	0	0	0	0	0						
Inning Stats	R: 2 E: 2 K: 0 S: 11	H: 2 LOB: 3 BB: 2 P: 25	R: 0 E: 0 K: 1 S: 11	H: 1 LOB: 0 BB: 0 P: 17	R: 2 E: 0 K: 1 S: 11	H: 2 LOB: 0 BB: 1 P: 18	R: 0 E: 0 K: 1 S: 5	H: 0 LOB: 0 BB: 1 P: 11	R: 0 E: 0 K: 0 S: 4	H: 0 LOB: 0 BB: 0 P: 7	R: 0 E: 0 K: 2 S: 11	H: 1 LOB: 1 BB: 0 P: 15	R: 0 E: 0 K: 0 S: 8	H: 0 LOB: 0 BB: 0 P: 14	R: 0 E: 0 K: 2 S: 10	H: 0 LOB: 1 BB: 1 P: 17	R: 0 E: 0 K: 2 S: 10	H: 0 LOB: 1 BB: 1 P: 17	1B: 4 2B: 0 3B: 0 HR: 2	SF: 0 SAC: 0 DP: 1 HBP: 0	WP: 0 PB: 0 SB: 1 CS: 2	PA: 35
PITCHER	IP WLS BF H R ER SO BB IBB HBP BLK WP HR S P ERA WHIP	7.0 L 30 6 4 3 5 4 0 0 0 0 0 0 7 10 3.86 1.429	0.2 3 0 0 0 1 1 0 0 0 0 0 0 7 14 0.00 1.500	0.1 1 0 0 0 1 0 0 0 0 0 0 0 3 3 0.00 0.000																		

AB	29
R	2
H	4
RBI	2
BB	1
SO	7
LOB	7



AB	29
R	4
H	6
RBI	3
BB	5
SO	7
LOB	13



Batter	1	2	3	4	5	6	7	8	9	AB	R	H	RBI	BB	SO	LOB	TOP		
21 Michael Bourn, L OBP: 0.225, SLG: 0.377 4 Jason Michaels, R OBP: 0.222, SLG: 0.611										3	1	1	0	0	0	1	Houston Astros @ Atlanta Braves Turner Field, Atlanta, GA Sat May 01 2010, 3:12 PM - 6:03 PM EDT Att: 27,035 - Cloudy - 78 F		
8 Jeff Keppinger, R OBP: 0.251, SLG: 0.362										4	0	2	0	0	0	1			
77 Pedro Feliz, R OBP: 0.262, SLG: 0.363										4	0	1	0	0	1	3			
17 Lance Berkman, S OBP: 0.325, SLG: 0.457 12 Tommy Manzella, R OBP: 0.262, SLG: 0.259										2	0	0	1	1	0	1			
45 Carlos Lee, R OBP: 0.222, SLG: 0.224										3	0	0	0	1	0	4			
9 Hunter Pence, R OBP: 0.250, SLG: 0.318										3	0	0	0	1	0	2			
3 Kazuo Matsui, S OBP: 0.225, SLG: 0.162 63 Sammy Gervacio, R (7, 1) 38 Brian Moehler, R (7, 1) 46 J.R. Towles, R OBP: 0.255, SLG: 0.349										3	0	1	0	0	0	0			
55 Humberto Quintero, R OBP: 0.216, SLG: 0.278										4	0	0	0	0	1	4			
51 Wandy Rodriguez, S OBP: 0.400, SLG: 0.400 43 Chris Sampson, R (6, 1) 27 Geoff Blum, S OBP: 0.333, SLG: 0.409 (8, 3)										2	0	1	0	0	0	0			
Inning Stats	R: 1 E: 0 K: 0 S: 10	H: 2 LOB: 2 BB: 1 P: 21	R: 0 E: 0 K: 0 S: 6	H: 0 LOB: 0 BB: 0 P: 11	R: 0 E: 0 K: 0 S: 9	H: 1 LOB: 2 BB: 1 P: 20	R: 0 E: 0 K: 0 S: 8	H: 1 LOB: 0 BB: 0 P: 12	R: 0 E: 0 K: 1 S: 7	H: 0 LOB: 0 BB: 0 P: 9	R: 0 E: 0 K: 1 S: 10	H: 0 LOB: 0 BB: 0 P: 12	R: 0 E: 0 K: 1 S: 6	H: 0 LOB: 0 BB: 0 P: 9	R: 0 E: 0 K: 1 S: 8	H: 1 LOB: 3 BB: 2 P: 18		1B: 6 2B: 0 3B: 0 HR: 0	SF: 0 SAC: 0 DP: 0 HBP: 0
PITCHER	IP WLS BF H R ER SO BB IBB HBP BLK WP HR S P ERA WHIP																		
15 Tim Hudson, R ERA: 2.87 58 Peter Moylan, R ERA: 2.51 34 Eric O'Flaherty, L ERA: 0.93 39 Jonny Venters, L ERA: 1.04	6.2 0.1 1.0 1.0	W 1 3 6	25 0 0 1	5 0 0 0	1 0 0 0	1 0 1 0	1 0 0 1	2 0 0 0	0 0 0 0	0 0 0 0	0 0 0 0	0 0 0 0	0 0 0 0	0 0 0 0	0 0 0 0	0 0 0 0	0.00 0.00 0.00 0.00	3.000	

Batter	1	2	3	4	5	6	7	8	9	AB	R	H	RBI	BB	SO	LOB	BOTTOM		
4 Omar Infante, R OBP: 0.350, SLG: 0.395										5	3	3	1	0	0	1	Houston Astros @ Atlanta Braves Turner Field, Atlanta, GA Sat May 01 2010, 3:12 PM - 6:03 PM EDT Att: 27,035 - Cloudy - 78 F		
14 Martin Prado, R OBP: 0.304, SLG: 0.495										5	2	3	2	0	0	2			
10 Chipper Jones, S OBP: 0.378, SLG: 0.369 7 Brooks Conrad, S OBP: 0.222, SLG: 0.444										4	0	0	0	1	1	6			
25 Troy Glaus, R OBP: 0.326, SLG: 0.325 34 Eric O'Flaherty, L (8, 1) 39 Jonny Venters, L (9, 1)										5	0	3	4	0	1	1			
23 Matt Diaz, R OBP: 0.226, SLG: 0.240										4	1	0	1	1	1	4			
22 Jason Heyward, L OBP: 0.383, SLG: 0.564										3	1	2	1	1	0	0			
8 David Ross, R OBP: 0.364, SLG: 0.263										4	1	2	1	1	1	3			
24 Nate McLouth, L OBP: 0.315, SLG: 0.317										3	0	1	0	1	0	4			
15 Tim Hudson, R OBP: 0.182, SLG: 0.182 58 Peter Moylan, R ERA: 1.69 20 Eric Hinske, L OBP: 0.345, SLG: 0.444 (8, 3)										3	1	1	0	0	1	2			
Inning Stats	R: 0 E: 0 K: 0 S: 6	H: 1 LOB: 0 BB: 0 P: 11	R: 0 E: 0 K: 2 S: 13	H: 1 LOB: 2 BB: 1 P: 20	R: 2 E: 0 K: 1 S: 13	H: 3 LOB: 1 BB: 0 P: 18	R: 0 E: 0 K: 1 S: 9	H: 2 LOB: 1 BB: 0 P: 18	R: 3 E: 2 K: 1 S: 12	H: 3 LOB: 2 BB: 0 P: 19	R: 1 E: 0 K: 0 S: 9	H: 2 LOB: 2 BB: 1 P: 17	R: 4 E: 0 K: 0 S: 23	H: 3 LOB: 1 BB: 2 P: 41	R: 0 E: 0 K: 0 S: 7	H: 0 LOB: 0 BB: 1 P: 12		1B: 12 2B: 2 3B: 0 HR: 1	SF: 0 SAC: 0 DP: 2 HBP: 1
PITCHER	IP WLS BF H R ER SO BB IBB HBP BLK WP HR S P ERA WHIP																		
51 Wandy Rodriguez, L ERA: 3.64 43 Chris Sampson, R ERA: 13.5 63 Sammy Gervacio, R ERA: 13.5 38 Brian Moehler, R ERA: 3.09	5.0 1.0 0.0 2.0	L 6 3 8	10 2 1 2	1 1 3 1	0 1 3 1	2 0 0 0	0 0 0 0	0 0 0 0	0 0 0 0	0 0 0 0	0 0 0 0	0 0 0 0	0 0 0 0	0 0 0 0	0 0 0 0	0 0 0 0	3.60 9.00 ∞ 4.50	2.200 3.000 ∞ 1.500	

AB	31
R	1
H	6
RBI	1
BB	4
SO	4
LOB	19



AB	37
R	10
H	15
RBI	10
BB	5
SO	5
LOB	25



Batter	1	2	3	4	5	6	7	8	9	AB	R	H	RBI	BB	SO	LOB	TOP								
21 Michael Bourn, L (1,8) OBP: 0.404, SLG: 0.390			E6 							5	1	2	0	0	2	1									
8 Jeff Keppinger, R (1,6) OBP: 0.358, SLG: 0.384	G4-3 		FC6-4 							4	0	2	1	0	0	1									
45 Carlos Lee, R (1,7) OBP: 0.234, SLG: 0.236					F7 					4	0	2	0	0	1	3									
17 Lance Berkman, S (1,3) OBP: 0.318, SLG: 0.421			FC4-6 		G6-3 			K 		3	0	0	0	1	1	3									
9 Hunter Pence, R (1,9) OBP: 0.239, SLG: 0.303	FC6 		FC5-4 		F9 		G6-3 		K 	4	0	0	0	0	0	4									
77 Pedro Feliz, R (1,5) OBP: 0.256, SLG: 0.345	F8 		G4-3 		F8 			K 		4	0	0	0	0	1	0									
3 Kazuo Matsui, S (1,4) OBP: 0.256, SLG: 0.200									G6-3 	3	0	2	0	0	0	0									
47 Jeff Fulchino, R (6,1)										0	0	0	0	0	0	0									
37 Brandon Lyon, R (8,1)										0	0	0	0	0	0	0									
4 Jason Michaels, R (9,PH) OBP: 0.211, SLG: 0.579										1	0	0	0	0	0	0									
46 J.R. Towles, R (1,2) OBP: 0.235, SLG: 0.319	F9 		G6-4-3 				P4 		P5 	4	0	0	0	0	0	2									
20 Bud Norris, R (1,1) OBP: 0.143, SLG: 0.143										2	0	0	0	0	2	1									
43 Chris Sampson, R (5,1)										0	0	0	0	0	0	0									
27 Geoff Blum, S (6,6) OBP: 0.340, SLG: 0.413	K 						F9 			2	0	1	0	0	0	0									
Inning Stats	R: 0 E: 0 K: 1 S: 12	H: 1 LOB: 2 BB: 1 P: 18	R: 0 E: 0 K: 1 S: 11	H: 1 LOB: 1 BB: 0 P: 16	R: 0 E: 1 K: 0 S: 10	H: 1 LOB: 2 BB: 0 P: 15	R: 0 E: 0 K: 0 S: 10	H: 0 LOB: 0 BB: 0 P: 15	R: 1 E: 0 K: 1 S: 14	H: 2 LOB: 1 BB: 0 P: 20	R: 0 E: 0 K: 0 S: 9	H: 0 LOB: 0 BB: 0 P: 11	R: 0 E: 0 K: 1 S: 11	H: 2 LOB: 2 BB: 0 P: 15	R: 0 E: 0 K: 2 S: 10	H: 0 LOB: 0 BB: 0 P: 17	R: 0 E: 0 K: 1 S: 8	H: 1 LOB: 1 BB: 0 P: 13	1B: 7 2B: 2 3B: 0 HR: 0	SF: 0 SAC: 0 DP: 1 HBP: 0	WP: 0 PB: 0 SB: 0 CS: 0	PA: 37			
PITCHER	IP	WLS	BF	H	R	ER	SO	BB	IBB	HBP	BLK	WP	HR	S	P	ERA	WHIP								
32 Derek Lowe, R (1,1) ERA: 5.18	5.0	W	22	6	1	1	3	1	0	0	0	0	0	57	84	1.80	1.400								
54 Kris Medlen, R (6,1)	2.0		8	2	0	0	1	0	0	0	0	0	0	20	26	0.00	1.000								
40 Takashi Saito, R (8,1) ERA: 2.7	1.0		3	0	0	0	2	0	0	0	0	0	0	10	17	0.00	0.000								
13 Billy Wagner, L (9,1) ERA: 2.0	1.0		4	1	0	0	1	0	0	0	0	0	0	8	13	0.00	1.000								

Houston Astros @ Atlanta Braves
Turner Field, Atlanta, GA
Sun May 02 2010, 1:36 PM - 4:23 PM EDT
Att: 25,665 - Partly Cloudy - 85 F

AB 36
R 1
H 9
RBI 1
BB 1
SO 7
LOB 15



Batter	1	2	3	4	5	6	7	8	9	AB	R	H	RBI	BB	SO	LOB	BOTTOM								
24 Nate McLouth, L (1,8) OBP: 0.299, SLG: 0.297	P5 		G3 		K 		P6 			4	0	0	0	0	1	1									
14 Martin Prado, R (1,4) OBP: 0.414, SLG: 0.475	F9 		K 		F8 		K 			4	0	0	0	0	2	0									
10 Chipper Jones, S (1,5) OBP: 0.372, SLG: 0.353	K 		G3-1 				F7 			3	1	0	0	1	1	0									
40 Takashi Saito, L (8,1)										0	0	0	0	0	0	0									
13 Billy Wagner, L (9,1)										0	0	0	0	0	0	0									
16 Brian McCann, L (1,2) OBP: 0.395, SLG: 0.394								K 		2	2	1	0	1	1	0									
25 Troy Glaus, R (1,3) OBP: 0.344, SLG: 0.338								K2-3 		3	2	2	0	1	1	0									
22 Jason Heyward, L (1,9) OBP: 0.388, SLG: 0.580		SF9 						F7 		3	2	2	3	0	0	0									
53 Melky Cabrera, S (1,7) OBP: 0.308, SLG: 0.250								P6 		3	0	2	3	1	0	0									
4 Omar Infante, R (1,6) OBP: 0.364, SLG: 0.405	F9 									4	0	2	1	0	1	3									
32 Derek Lowe, R (1,1) OBP: 0.100, SLG: 0.100		FC6-4 		FC3-6-5 		K 				2	0	0	0	0	0	4									
54 Kris Medlen, S (6,1)										1	0	0	0	0	1	0									
7 Brooks Conrad, S (8,5) OBP: 0.200, SLG: 0.400										1	0	0	0	0	0	1									
Inning Stats	R: 0 E: 0 K: 1 S: 9	H: 0 LOB: 0 BB: 0 P: 10	R: 1 E: 0 K: 0 S: 13	H: 1 LOB: 2 BB: 2 P: 27	R: 0 E: 0 K: 1 S: 9	H: 0 LOB: 0 BB: 0 P: 15	R: 3 E: 0 K: 1 S: 10	H: 4 LOB: 1 BB: 1 P: 20	R: 3 E: 0 K: 1 S: 16	H: 3 LOB: 1 BB: 1 P: 29	R: 0 E: 0 K: 2 S: 9	H: 0 LOB: 0 BB: 0 P: 16	R: 0 E: 0 K: 2 S: 9	H: 0 LOB: 0 BB: 0 P: 15	R: 0 E: 0 K: 0 S: 10	H: 1 LOB: 1 BB: 0 P: 13	1B: 7 2B: 2 3B: 0 HR: 0	SF: 1 SAC: 0 DP: 1 HBP: 1	WP: 1 PB: 0 SB: 0 CS: 0	PA: 36					
PITCHER	IP	WLS	BF	H	R	ER	SO	BB	IBB	HBP	BLK	WP	HR	S	P	ERA	WHIP								
20 Bud Norris, R (1,1) ERA: 7.25	4.2	L	25	4	0	0	3	4	0	0	0	0	0	54	96	13.50	2.571								
43 Chris Sampson, R (5,1)	0.1		1	0	0	0	1	0	0	0	0	0	0	3	5	0.00	0.000								
47 Jeff Fulchino, R (6,1) ERA: 4.82	2.0		6	0	0	0	4	0	0	0	0	0	0	18	31	0.00	0.000								
37 Brandon Lyon, R (8,1) ERA: 5.23	1.0		4	1	0	0	0	0	0	0	0	0	0	10	13	0.00	1.000								

Houston Astros @ Atlanta Braves
Turner Field, Atlanta, GA
Sun May 02 2010, 1:36 PM - 4:23 PM EDT
Att: 25,665 - Partly Cloudy - 85 F

AB 30
R 7
H 9
RBI 7
BB 4
SO 8
LOB 9



Batter	1	2	3	4	5	6	7	8	9	AB	R	H	RBI	BB	SO	LOB	TOP					
24 Nate McLouth, L OBP: 0.305, SLG: 0.309										4	1	1	0	1	2	1						
14 Martin Prado, R OBP: 0.397, SLG: 0.452										5	0	0	0	0	0	4						
10 Chipper Jones, S OBP: 0.385, SLG: 0.375										4	1	2	0	1	1	2						
16 Brian McCann, L OBP: 0.407, SLG: 0.400										4	0	2	1	1	1	2						
25 Troy Glaus, R OBP: 0.327, SLG: 0.321										4	0	0	1	0	0	4						
22 Jason Heyward, L OBP: 0.412, SLG: 0.627										2	1	2	1	2	0	0						
53 Melky Cabrera, S OBP: 0.295, SLG: 0.238										4	0	0	0	0	1	7						
4 Omar Infante, R OBP: 0.333, SLG: 0.370										4	0	0	0	0	0	0						
11 Kenshin Kawakami, R OBP: 0.445, SLG: 0.443										2	0	1	0	0	0	0						
7 Brooks Conrad, S OBP: 0.275, SLG: 0.070										0	0	0	0	0	0	0						
34 Eric O'Flaherty, L ERA: 1.69										0	0	0	0	0	0	0						
39 Jonny Venters, L ERA: 1.86										0	0	0	0	0	0	0						
20 Eric Hinske, L OBP: 0.333, SLG: 0.333										1	0	0	0	0	0	0						
43 Jesse Chavez, R ERA: 5.11										0	0	0	0	0	0	0						
Inning Stats	R: 1 E: 0 K: 1 S: 22	H: 1 LOB: 3 BB: 2 P: 41	R: 0 E: 0 K: 0 S: 9	H: 0 LOB: 0 BB: 0 P: 13	R: 0 E: 0 K: 0 S: 9	H: 1 LOB: 1 BB: 0 P: 15	R: 1 E: 0 K: 0 S: 17	H: 2 LOB: 2 BB: 1 P: 26	R: 0 E: 0 K: 0 S: 9	H: 0 LOB: 1 BB: 1 P: 18	R: 0 E: 0 K: 1 S: 10	H: 0 LOB: 1 BB: 2 P: 20	R: 0 E: 0 K: 2 S: 14	H: 2 LOB: 2 BB: 0 P: 19	R: 0 E: 0 K: 1 S: 6	H: 0 LOB: 0 BB: 0 P: 8	R: 1 E: 0 K: 0 S: 12	H: 1 LOB: 1 BB: 1 P: 23	1B: 5 2B: 2 3B: 0 HR: 1	SF: 1 SAC: 0 DP: 1 HBP: 0	WP: 1 PB: 0 SB: 1 CS: 0	PA: 41
PITCHER	IP WLS BF H R ER SO BB IBB HBP BLK WP HR S P ERA WHIP	5.1 W 27 5 2 1 1 4 1 0 0 0 1 71 123 1.69 1.688	17 Sean Burnett, L ERA: 2.84	1.0 H 4 1 0 0 2 0 0 0 0 0 9 14 0.00 1.000	36 Tyler Clippard, R ERA: 0.46	1.2 H 6 1 0 0 2 0 0 0 0 0 16 23 0.00 0.600	43 Miguel Batista, R ERA: 6.11	0.1 S 3 1 1 1 0 1 0 0 0 1 0 9 19 27.00 6.000	55 Matt Capps, R ERA: 0.63	0.2 S 1 0 0 0 0 0 0 0 0 0 0 3 4 0.00 0.000	PITCHER	IP WLS BF H R ER SO BB IBB HBP BLK WP HR S P ERA WHIP	5.1 W 27 5 2 1 1 4 1 0 0 0 1 71 123 1.69 1.688	17 Sean Burnett, L ERA: 2.84	1.0 H 4 1 0 0 2 0 0 0 0 0 9 14 0.00 1.000	36 Tyler Clippard, R ERA: 0.46	1.2 H 6 1 0 0 2 0 0 0 0 0 16 23 0.00 0.600	43 Miguel Batista, R ERA: 6.11	0.1 S 3 1 1 1 0 1 0 0 0 1 0 9 19 27.00 6.000	55 Matt Capps, R ERA: 0.63	0.2 S 1 0 0 0 0 0 0 0 0 0 0 3 4 0.00 0.000	

Atlanta Braves @ Washington Nationals
Nationals Park, Washington, DC
Tue May 04 2010, 7:13 PM - 10:16 PM EDT
Att: 17,098 - Clear - 81 F

AB	34
R	3
H	8
RBI	3
BB	6
SO	5
LOB	20



Batter	1	2	3	4	5	6	7	8	9	AB	R	H	RBI	BB	SO	LOB	BOTTOM
1 Naylor Morgan, L OBP: 0.391, SLG: 0.424										4	0	1	0	0	0	3	
15 Cristian Guzman, S OBP: 0.297, SLG: 0.352										4	0	2	1	0	0	1	
20 Adam Kennedy, L OBP: 0.269, SLG: 0.329										0	0	0	0	0	0	0	
11 Ryan Zimmerman, R OBP: 0.397, SLG: 0.724										4	0	0	0	0	1	3	
44 Adam Dunn, L OBP: 0.376, SLG: 0.494										3	1	1	1	1	0	0	
3 Willy Taveras, R OBP: 1.000, SLG: 0.214										0	1	0	0	0	0	0	
43 Miguel Batista, R OBP: 0.320, SLG: 0.425										0	0	0	0	0	0	0	
22 Willie Harris, L OBP: 0.320, SLG: 0.425										0	0	0	0	0	0	0	
16 Josh Willingham, R OBP: 0.415, SLG: 0.458										3	1	1	1	0	0	0	
36 Tyler Clippard, R OBP: 1.000, SLG: 1.000										0	0	0	0	0	0	0	
12 Alberto Gonzalez, R OBP: 0.353, SLG: 0.355										0	0	0	0	0	0	0	
7 Ivan Rodriguez, R OBP: 0.434, SLG: 0.507										4	1	2	0	0	0	0	
2 Roger Bernadina, L OBP: 0.294, SLG: 0.200										4	0	2	1	0	0	0	
6 Ian Desmond, R OBP: 0.313, SLG: 0.455										4	1	2	2	0	1	2	
61 Livan Hernandez, R OBP: 0.083, SLG: 0.083																	

Batter		1	2	3	4	5	6	7	8	9	10	AB	R	H	RBI	BB	SO	LOB	TOP									
24	Nate McLouth, L OBP: 0.310, SLG: 0.319	(1, 8) 10 CS BB																										
14	Martin Prado, R OBP: 0.397, SLG: 0.459	(1, 4) P4																										
10	Chipper Jones, S OBP: 0.406, SLG: 0.400	(1, 5) 16 FC6 BB																										
16	Brian McCann, L OBP: 0.396, SLG: 0.378	(1, 2) FC6 BB																										
25	Troy Glaus, R OBP: 0.330, SLG: 0.318																											
18	Brandon Hicks, R (10, PR)																											
13	Billy Wagner, L (10, 1)																											
22	Jason Heyward, L OBP: 0.408, SLG: 0.619																											
53	Melky Cabrera, S OBP: 0.286, SLG: 0.230																											
23	Matt Diaz, R OBP: 0.241, SLG: 0.273																											
4	Omar Infante, R OBP: 0.358, SLG: 0.440																											
48	Tommy Hanson, R OBP: 0.077, SLG: 0.077																											
58	Peter Moyian, R ERA: 2.83																											
7	Brooks Conrad, S ERA: 3.27																											
40	Takashi Saito, L ERA: 3.27																											
54	Kris Medlen, S ERA: 2.55																											
20	Eric Hinake, L OBP: 0.033, SLG: 0.429																											
Inning Stats		R: 0 E: 0 K: 0 S: 7	H: 0 LOB: 1 BB: 2 P: 19	R: 2 E: 0 K: 1 S: 14	H: 1 LOB: 0 BB: 21	R: 1 E: 0 K: 1 S: 13	H: 2 LOB: 2 BB: 11	R: 0 E: 0 K: 0 S: 8	H: 1 LOB: 1 BB: 11	R: 1 E: 0 K: 1 S: 12	H: 2 LOB: 1 BB: 0 P: 18	R: 2 E: 0 K: 2 S: 14	H: 2 LOB: 2 BB: 28	R: 0 E: 0 K: 0 S: 7	H: 0 LOB: 0 BB: 0 P: 11	R: 0 E: 0 K: 1 S: 6	H: 0 LOB: 0 BB: 0 P: 9	R: 0 E: 0 K: 1 S: 7	H: 0 LOB: 0 BB: 0 P: 9	R: 1 E: 0 K: 0 S: 7	H: 2 LOB: 1 BB: 8	1B: 5 2B: 4 3B: 0 HR: 1	SF: 0 SAC: 2 DP: 1 HBP: 0	WP: 0 PB: 0 SB: 0 CS: 1	PA: 44			
PITCHER		IP	WLS	BF	H	R	ER	SO	BB	IBB	HBP	BLK	WP	HR	S	P	ERA	WHIP										
56	Luis Atlano, R ERA: 4.67	(1, 1)	5.1	27	7	6	6	4	5	0	0	0	0	1	58	98	10.12	2.250										
17	Sean Burnett, L ERA: 2.57	(6, 1)	0.2	4	1	0	0	1	0	1	0	0	0	0	10	20	0.00	1.500										
39	Tyler Walker, R ERA: 5.87	(7, 1)	1.0	3	0	0	0	0	0	0	0	0	0	0	7	11	0.00	0.000										
32	Brian Bruney, R ERA: 5.79	(8, 1)	1.0	3	0	0	0	1	0	0	0	0	0	0	6	9	0.00	0.000										
55	Matt Capps, R ERA: 1.1	(9, 1)	2.0	L	7	2	1	1	1	0	0	0	0	0	14	17	4.50	1.000										
Batter		1	2	3	4	5	6	7	8	9	10	AB	R	H	RBI	BB	SO	LOB	BOTTOM									
1	Nyjer Morgan, L OBP: 0.362, SLG: 0.452	(1, 8) 20 SH1-3 11 SF8 2B																										
20	Adam Kennedy, L OBP: 0.273, SLG: 0.529	(1, 4) SH1-3																										
32	Brian Bruney, R ERA: 5.87	(8, 1)	1.0	3	0	0	0	0	0	0	0																	
12	Alberto Gonzalez, R OBP: 0.343, SLG: 0.344	(8, PH)																										
55	Matt Capps, R ERA: 1.1	(9, 1)	2.0	L	7	2	1	1	1	0	0																	
11	Ryan Zimmerman, R OBP: 0.368, SLG: 0.677	(1, 5) SF8																										
44	Adam Dunn, L OBP: 0.386, SLG: 0.484	(1, 3) 7 2B BB																										
7	Ryan Rodriguez, R OBP: 0.432, SLG: 0.514	(1, 2) 1 SAFE																										
22	Willie Harris, L OBP: 0.321, SLG: 0.419	(1, 7) P5																										
17	Sean Burnett, L ERA: 2.57	(6, 1)	0.2	4	1	0	0	1	0	1	0																	
39	Tyler Walker, R ERA: 5.87	(7, 1)	1.0	3	0	0	0	0	0	0	0																	
15	Cristian Guzman, S OBP: 0.301, SLG: 0.385	(8, 4)	1.0	3	0	0	0	1	0	0	0																	
6	Ian Desmond, R OBP: 0.307, SLG: 0.476	(1, 6) FC6-4 HR																										
2	Roger Bernadina, L OBP: 0.333, SLG: 0.316	(1, 9) 56 SH1-3 1B																										
23	Wil Nieves, R OBP: 0.194, SLG: 0.222	(10, PH)																										
56	Luis Atlano, R ERA: 4.67	(1, 1)	5.1	27	7	6	6	4	5	0	0	0	0	1	58	98	10.12	2.250										
30	Justin Maxwell, R OBP: 0.405, SLG: 0.520	(6, 9)	1.0	3	0	0	0	0	0	0	0																	
16	Josh Willingham, R (8, PH)	(9, 7)	1.0	3	0	0	0	1	0	0	0																	
13	Billy Wagner, L ERA: 1.8	(10, 1)	1.0	S	4	1	0	0	1	0	0																	
Inning Stats		R: 1 E: 0 K: 0 S: 8	H: 2 LOB: 2 BB: 1 P: 13	R: 2 E: 0 K: 1 S: 15	H: 3 LOB: 1 BB: 21	R: 0 E: 0 K: 1 S: 10	H: 1 LOB: 1 BB: 16	R: 0 E: 0 K: 1 S: 13	H: 1 LOB: 0 BB: 17	R: 1 E: 0 K: 1 S: 14	H: 2 LOB: 2 BB: 24	R: 0 E: 0 K: 1 S: 7	H: 0 LOB: 1 BB: 21	R: 2 E: 1 K: 0 S: 13	H: 2 LOB: 1 BB: 19	R: 0 E: 0 K: 1 S: 7	H: 0 LOB: 0 BB: 11	R: 0 E: 0 K: 1 S: 9	R: 0 E: 0 K: 1 S: 9	R: 0 E: 0 K: 1 S: 9	R: 0 E: 0 K: 1 S: 9	H: 0 LOB: 0 BB: 0 P: 11	H: 0 LOB: 0 BB: 0 P: 11	H: 1 LOB: 1 BB: 12	1B: 7 2B: 4 3B: 0 HR: 1	SF: 1 SAC: 2 DP: 0 HBP: 0	WP: 0 PB: 0 SB: 0 CS: 1	PA: 46
PITCHER		IP	WLS	BF	H	R	ER	SO	BB	IBB	HBP	BLK	WP	HR	S	P	ERA	WHIP										
48	Tommy Hanson, R ERA: 2.83	(1, 1)	6.0	28	9	4	4	5	2	0	0	0	0	1	67	101	6.00	1.833										
58	Peter Moyian, R ERA: 2.30	(7, 1)	1.0	H	4	0	0	0	1	0	0	0	0	0	13	21	0.00	1.000										
40	Takashi Saito, R ERA: 3.27	(8, 1)	1.0	B	6	2	2	1	0	0	0	0	0	0	13	19	9.00	2.000										
54	Kris Medlen, R ERA: 2.55	(9, 1)	1.0	W	3	0	0	0	1	0	0	0	0	0	7	11	0.00	0.000										
13	Billy Wagner, L ERA: 1.8	(10, 1)	1.0	S	4	1	0	0	1	0	0	0	0	0	9	12	0.00	1.000										

Atlanta Braves @ Washington Nationals
Nationals Park, Washington, DC
Wed May 05 2010, 7:07 PM - 10:27 PM EDT
Att: 15,616 - Clear - 81 F

AB 36
R 7
H 10
RBI 7
BB 6
SO 7
LOB 19



Atlanta Braves @ Washington Nationals
Nationals Park, Washington, DC
Wed May 05 2010, 7:07 PM - 10:27 PM EDT
Att: 15,616 - Clear - 81 F

AB 39
R 6
H 12
RBI 6
BB 3
SO 8
LOB 16



Batter	1	2	3	4	5	6	7	8	9	AB	R	H	RBI	BB	SO	LOB	TOP					
4 Omar Infante, R (1,6) OBP: 0.333, SLG: 0.407	G5-3		K			K		G6-4-3		4	0	0	0	0	2	3						
14 Martín Prado, R (1,4) OBP: 0.384, SLG: 0.442	G5-3			G4-3			G6-3		G6-3	4	0	0	0	0	0	0						
10 Chipper Jones, S (1,5) OBP: 0.400, SLG: 0.385	F8			G5-3			G6-3			3	0	0	0	1	0	0						
25 Troy Glaus, R (1,3) OBP: 0.327, SLG: 0.315		P3			P6					4	0	1	0	0	0	0						
23 Matt Diaz, R (1,7) OBP: 0.242, SLG: 0.259										3	0	0	0	1	3	0						
8 David Ross, R (1,2) OBP: 0.348, SLG: 0.261										4	1	1	0	0	1	3						
53 Melky Cabrera, S (1,9) OBP: 0.287, SLG: 0.225										2	1	0	0	1	0	1						
24 Nate McLouth, L (1,8) OBP: 0.311, SLG: 0.320										3	0	1	0	0	1	1						
15 Tim Hudson, R (1,1) OBP: 0.167, SLG: 0.167										1	0	0	0	0	1	0						
22 Jason Heyward, L (8,PH) OBP: 0.413, SLG: 0.624										1	0	1	2	0	0	0						
18 Brandon Hicks, R (8,PR) OBP: 0.348, SLG: 0.261										0	0	0	0	0	0	0						
34 Eric O'Flaherty, L (8,1) OBP: 0.348, SLG: 0.261										0	0	0	0	0	0	0						
58 Peter Moylan, R (9,1) OBP: 0.348, SLG: 0.261										0	0	0	0	0	0	0						
Inning Stats	R: 0 E: 0 K: 0 S: 9	H: 0 LOB: 0 BB: 0 P: 14	R: 0 E: 0 K: 2 S: 14	H: 0 LOB: 0 BB: 0 P: 16	R: 0 E: 0 K: 2 S: 8	H: 0 LOB: 1 BB: 1 P: 16	R: 0 E: 0 K: 0 S: 5	H: 0 LOB: 0 BB: 0 P: 9	R: 0 E: 0 K: 1 S: 8	H: 0 LOB: 0 BB: 0 P: 11	R: 0 E: 0 K: 2 S: 9	H: 0 LOB: 0 BB: 0 P: 10	R: 0 E: 0 K: 0 S: 5	H: 0 LOB: 0 BB: 0 P: 7	R: 2 E: 2 K: 1 S: 12	H: 3 LOB: 2 BB: 0 P: 20	R: 0 E: 1 K: 0 S: 14	H: 1 LOB: 2 BB: 2 P: 27	1B: 4 2B: 0 3B: 0 HR: 0	SF: 0 SAC: 1 DP: 2 HBP: 0	WP: 0 PB: 0 SB: 0 CS: 0	PA: 33
PITCHER	IP WLS BF H R ER SO BB IBB HBP BLK WP HR S P ERA WHIP																					
19 Scott Olsen, L (1,1) ERA: 3.54	7.1		26	2	2	1	8	1	0	0	0	0	0	0	65	97	1.23	0.409				
36 Tyler Clippard, R (8,1) ERA: 0.42	1.2	W	7	2	0	0	0	2	0	0	0	0	0	0	19	33	0.00	2.400				

Atlanta Braves @ Washington Nationals
Nationals Park, Washington, DC
Thu May 06 2010, 7:07 PM - 9:40 PM EDT
Att: 17,131 - Clear - 79 F

AB 29
R 2
H 4
RBI 2
BB 3
SO 8
LOB 8



Batter	1	2	3	4	5	6	7	8	9	AB	R	H	RBI	BB	SO	LOB	BOTTOM					
1 Neyer Morgan, L (1,8) OBP: 0.350, SLG: 0.435	G1-3									4	0	0	0	0	0	0						
20 Adam Kennedy, L (1,4) OBP: 0.294, SLG: 0.333	G4-3									2	1	1	0	1	0	0						
11 Ryan Zimmerman, R (1,5) OBP: 0.375, SLG: 0.682	F9									4	0	2	0	0	0	2						
44 Adam Dunn, L (1,3) OBP: 0.393, SLG: 0.521										3	1	2	1	0	0	2						
12 Alberto Gonzalez, R (8,4) OBP: 0.343, SLG: 0.344										0	0	0	0	0	0	0						
15 Cristian Guzman, S (8,PH) OBP: 0.359, SLG: 0.355										0	0	0	0	1	0	0						
16 Josh Willingham, R (1,7) OBP: 0.405, SLG: 0.443										3	0	0	0	0	2	1						
36 Tyler Clippard, R (8,1) OBP: 1.000, SLG: 1.000										0	0	0	0	0	0	0						
22 Willie Harris, L (8,PH) OBP: 0.333, SLG: 0.432										1	0	1	1	0	0	0						
7 Ivan Rodriguez, R (1,2) OBP: 0.425, SLG: 0.545										3	1	1	1	0	0	1						
6 Ian Desmond, R (1,6) OBP: 0.297, SLG: 0.459										3	0	0	0	0	1	0						
2 Roger Bernadina, L (1,9) OBP: 0.292, SLG: 0.273										3	0	0	0	0	1	0						
19 Scott Olsen, L (1,1) ERA: 2.82	7.0		25	5	2	2	4	0	0	1	0	0	0	0	65	96	2.57	0.714				
34 Eric O'Flaherty, L (8,1) ERA: 2.31	1.0	L	4	0	1	1	1	1	0	0	0	7	16	9.00	1.000							
58 Peter Moylan, R (9,1) ERA: 2.38	0.0		3	2	0	0	0	0	1	0	0	0	0	2	9	∞	∞					
Inning Stats	R: 0 E: 0 K: 0 S: 7	H: 1 LOB: 0 BB: 0 P: 8	R: 0 E: 0 K: 1 S: 6	H: 1 LOB: 0 BB: 0 P: 10	R: 0 E: 0 K: 0 S: 7	H: 0 LOB: 0 BB: 0 P: 10	R: 0 E: 0 K: 0 S: 11	H: 2 LOB: 1 BB: 0 P: 17	R: 1 E: 0 K: 1 S: 8	H: 1 LOB: 0 BB: 0 P: 11	R: 0 E: 1 K: 0 S: 10	H: 0 LOB: 1 BB: 0 P: 15	R: 1 E: 0 K: 2 S: 16	H: 1 LOB: 0 BB: 0 P: 25	R: 0 E: 0 K: 1 S: 5	H: 0 LOB: 0 BB: 0 P: 10	R: 1 E: 0 K: 0 S: 4	H: 2 LOB: 3 BB: 2 P: 15	1B: 4 2B: 1 3B: 0 HR: 2	SF: 0 SAC: 0 DP: 3 HBP: 1	WP: 0 PB: 0 SB: 0 CS: 0	PA: 32
PITCHER	IP WLS BF H R ER SO BB IBB HBP BLK WP HR S P ERA WHIP																					

Atlanta Braves @ Washington Nationals
Nationals Park, Washington, DC
Thu May 06 2010, 7:07 PM - 9:40 PM EDT
Att: 17,131 - Clear - 79 F

AB 29
R 3
H 7
RBI 3
BB 2
SO 5
LOB 6



Batter	1	2	3	4	5	6	7	8	9	AB	R	H	RBI	BB	SO	LOB	TOP			
24 Nate McLouth, L OBP: 0.306, SLG: 0.305	G3		G3		G6-4-3		14 G4-3 BB		10 G4-3 14 SH3 25 1B	4	1	1	0	1	0	1	Atlanta Braves @ Philadelphia Phillies Citizens Bank Park, Philadelphia, PA Sat May 08 2010, 3:13 PM - 6:24 PM EDT Att: 45,395 - Partly Cloudy - 77 F			
14 Martin Prado, R OBP: 0.364, SLG: 0.417	E5		P4		F8		G4-3		SH3	4	0	0	0	0	0	1				
10 Chipper Jones, S 13 Billy Wagner, L	E3		BB		BB		BB		G4-3	3	1	1	0	2	0	2				
16 Brian McCann, L OBP: 0.416, SLG: 0.382	HBP		BB		BB		K		25 1B BB	2	1	1	0	2	1	2				
25 Troy Glaus, R OBP: 0.330, SLG: 0.320	K		F9		F8		K		23 FC6-4 1B	5	0	1	1	0	2	9				
20 Eric Hinske, L 23 Matt Diaz, R	G4-3		G1-3		G1-3		53 1B 4 SF8 2B		4 G6-3 53 SH5-3 BB	3	1	1	1	1	0	3				
53 Melky Cabrera, S OBP: 0.280, SLG: 0.221	G6-3		G4-3		G4-3		4 SF8 1B		SH5-3	3	0	1	1	0	0	0				
4 Omar Infante, R OBP: 0.292, SLG: 0.361	K		P3		P3		SF8		G6-3	3	0	0	1	0	1	1				
64 Kris Medlen, S 34 Eric O'Flaherty, L 7 Brockton, R 46 Craig Kimbrel, R 58 Peter Moylan, R 39 Jonny Ventres, L 22 Jason Heyward, L 40 Takashi Saito, T 18 Brandon Inge, R	G3-1		G3-1		G3-1		24 G6-4-3 1B		G3	3	0	1	0	0	0	0				
Inning Stats	R: 0 H: 0 E: 2 K: 1 S: 14	H: 0 LOB: 3 BB: 0 P: 18	R: 0 H: 0 E: 0 K: 1 S: 7	H: 0 LOB: 0 BB: 11 P: 11	R: 0 H: 0 E: 0 K: 0 S: 21	H: 0 LOB: 2 BB: 2 P: 34	R: 0 H: 1 E: 0 K: 0 S: 7	H: 0 LOB: 0 BB: 0 P: 12	R: 3 H: 4 E: 0 K: 1 S: 11	H: 4 LOB: 1 BB: 0 P: 13	R: 0 H: 0 E: 0 K: 2 S: 12	H: 0 LOB: 1 BB: 2 P: 26	R: 0 H: 0 E: 0 K: 0 S: 6	H: 0 LOB: 1 BB: 1 P: 11	R: 1 H: 2 E: 0 K: 0 S: 11	H: 2 LOB: 2 BB: 1 P: 20		1B: 6 2B: 1 3B: 0 HR: 0	SF: 1 SAC: 2 DP: 1 HBP: 1	WP: 0 PB: 0 SB: 0 CS: 0
PITCHER	IP WLS BF H R ER SO BB IBB HBP BLK WP HR S P ERA WHIP																			
56 Joe Blanton, R ERA: 4.97	(1, 1)	6.0 L 27 5 3 3 3 2 0 0 1 0 0 0 0 67 95 4.50 1.167																		
16 J.C. Romero, L ERA: 3.95	(7, 1)	0.2 4 0 0 0 1 2 0 0 0 0 0 0 7 18 0.00 3.000																		
37 Chad Durbin, R ERA: 1.98	(7, 1)	0.1 1 0 0 0 1 0 0 0 0 0 0 0 5 8 0.00 0.000																		
52 Jose Contreras, R ERA: 0.93	(8, 1)	1.0 4 0 0 0 0 1 0 0 0 0 0 0 6 11 0.00 1.000																		
55 Danys Baez, R ERA: 6.92	(9, 1)	1.0 6 2 1 1 0 1 0 0 0 0 0 0 11 20 9.00 3.000																		

Batter	1	2	3	4	5	6	7	8	9	AB	R	H	RBI	BB	SO	LOB	BOTTOM			
8 Shane Victorino, S OBP: 0.272, SLG: 0.442	F7		G4-3		G4-3		27 G5-3 19 S BB		F7	4	0	1	1	1	0	2	Atlanta Braves @ Philadelphia Phillies Citizens Bank Park, Philadelphia, PA Sat May 08 2010, 3:13 PM - 6:24 PM EDT Att: 45,395 - Partly Cloudy - 77 F			
19 Greg Dobbs, L OBP: 0.276, SLG: 0.423	P6		K		F8		27 G5-3 BB			3	0	0	0	1	1	2				
27 Placido Polanco, R OBP: 0.323, SLG: 0.443	6 1B		28 G6-4-3 1B		6 G4-5-3 1B		G5-3			4	0	3	0	0	0	2				
6 Ryan Howard, L OBP: 0.323, SLG: 0.476	1B		K		G4-5-3		F9			4	0	1	0	0	1	4				
28 Jayson Werth, R OBP: 0.415, SLG: 0.670	F9		G6-4-3		S BB		K			3	0	0	0	1	1	3				
29 Raul Ibanez, L OBP: 0.353, SLG: 0.406	G1-3		56 SH1-4 1B		F8		G6-3			4	0	1	0	0	0	1				
23 Brian Schneider, L OBP: 0.266, SLG: 0.167 Carlos Ruiz, R OBP: 0.458, SLG: 0.427	56 1B		8 1B		21 G6-3 BB		K			1	1	1	0	0	0	0				
21 Wilson Valdez, R OBP: 0.192, SLG: 0.269	K		F8		G6-3		G5-3			2	0	1	0	1	1	0				
56 Joe Blanton, R 16 J.C. Romero, L 37 Chad Durbin, R 3 Ross Gload, L 52 Jose Contreras, R 55 Danys Baez, R 26 Chase Utley, R	8 1B		SH1-4		G4-3		K			1	0	1	0	0	0	0				
Inning Stats	R: 0 H: 2 E: 0 K: 0 S: 12	H: 3 LOB: 2 BB: 0 P: 19	R: 1 H: 3 E: 0 K: 2 S: 18	H: 3 LOB: 0 BB: 0 P: 25	R: 0 H: 1 E: 0 K: 1 S: 9	H: 1 LOB: 0 BB: 0 P: 17	R: 0 H: 2 E: 0 K: 0 S: 11	H: 2 LOB: 2 BB: 0 P: 19	R: 0 H: 0 E: 0 K: 0 S: 4	H: 0 LOB: 1 BB: 2 P: 15	R: 0 H: 0 E: 0 K: 2 S: 8	H: 0 LOB: 2 BB: 2 P: 21	R: 0 H: 0 E: 0 K: 2 S: 8	H: 0 LOB: 0 BB: 0 P: 11	R: 0 H: 0 E: 0 K: 1 S: 9	H: 0 LOB: 0 BB: 0 P: 13		1B: 9 2B: 0 3B: 0 HR: 0	SF: 0 SAC: 1 DP: 3 HBP: 0	WP: 0 PB: 0 SB: 2 CS: 0
PITCHER	IP WLS BF H R ER SO BB IBB HBP BLK WP HR S P ERA WHIP																			
54 Kris Medlen, R ERA: 2.45	(1, 1)	4.1 21 9 1 1 3 0 0 0 0 0 0 0 2 3 0.00 0.000																		
34 Eric O'Flaherty, L ERA: 2.13	(5, 1)	0.2 W 1 0 0 0 0 0 0 0 0 0 0 2 3 0.00 0.000																		
46 Craig Kimbrel, R ERA:	(6, 1)	0.1 H 3 0 0 0 0 2 0 0 0 0 0 3 13 0.00 6.000																		
58 Peter Moylan, R ERA: 2.13	(6, 1)	1.1 H 5 0 0 0 0 2 0 0 0 0 0 7 19 0.00 1.500																		
39 Jonny Ventres, L ERA: 1.64	(7, 1)	0.1 H 1 0 0 0 0 0 0 0 0 0 0 2 4 0.00 0.000																		

Batter	1	2	3	4	5	6	7	8	9	AB	R	H	RBI	BB	SO	LOB	TOP					
4 Omar Infante, R OBP: 0.320, SLG: 0.377	G3-1		BB		F8	14 HR		G6-3		3	1	0	0	2	0	1	Atlanta Braves @ Milwaukee Brewers Miller Park, Milwaukee, WI Mon May 10 2010, 7:11 PM - 10:02 PM CDT Att: 24,365 - Roof Closed - 65 F					
14 Martín Prado, R OBP: 0.366, SLG: 0.438	K		K					G5-3		5	1	2	5	0	2	1						
10 Chipper Jones, S OBP: 0.402, SLG: 0.368																						
7 Brooks Conrad, S OBP: 0.278, SLG: 0.267			P4		F8	25 BB																
25 Troy Glaus, R OBP: 0.355, SLG: 0.364	K																					
16 Brian McCann, L OBP: 0.400, SLG: 0.349		G4-3			G4-3																	
53 Melky Cabrera, S OBP: 0.284, SLG: 0.233		E4																				
23 Matt Diaz, R OBP: 0.227, SLG: 0.229		L9			FC6-4																	
24 Nate McLouth, L OBP: 0.299, SLG: 0.281		P6																				
48 Tommy Hanson, R OBP: 0.063, SLG: 0.063																						
43 Jesse Chavez, R					G5-3	SH3-4																
Inning Stats	R: 0 E: 0 K: 2 S: 11	H: 0 LOB: 1 BB: 1 P: 18	R: 0 E: 1 K: 0 S: 12	H: 0 LOB: 1 BB: 0 P: 20	R: 0 E: 0 K: 1 S: 9	H: 0 LOB: 1 BB: 1 P: 14	R: 0 E: 0 K: 1 S: 10	H: 0 LOB: 1 BB: 1 P: 19	R: 1 E: 0 K: 0 S: 7	H: 1 LOB: 1 BB: 1 P: 15	R: 6 E: 1 K: 1 S: 21	H: 4 LOB: 2 BB: 3 P: 43	R: 0 E: 0 K: 0 S: 6	H: 0 LOB: 0 BB: 0 P: 10	R: 0 E: 0 K: 1 S: 6	H: 0 LOB: 0 BB: 0 P: 9	R: 1 E: 0 K: 0 S: 12	H: 2 LOB: 2 BB: 1 P: 23	1B: 4 2B: 1 3B: 0 HR: 2	SF: 0 SAC: 1 DP: 0 HBP: 1	WP: 0 PB: 0 CS: 0	PA: 44
PITCHER	IP WLS BF H R ER SO BB IBB HBP BLK WP HR S P ERA WHIP	IP WLS BF H R ER SO BB IBB HBP BLK WP HR S P ERA WHIP	IP WLS BF H R ER SO BB IBB HBP BLK WP HR S P ERA WHIP	IP WLS BF H R ER SO BB IBB HBP BLK WP HR S P ERA WHIP	IP WLS BF H R ER SO BB IBB HBP BLK WP HR S P ERA WHIP	IP WLS BF H R ER SO BB IBB HBP BLK WP HR S P ERA WHIP	IP WLS BF H R ER SO BB IBB HBP BLK WP HR S P ERA WHIP	IP WLS BF H R ER SO BB IBB HBP BLK WP HR S P ERA WHIP	IP WLS BF H R ER SO BB IBB HBP BLK WP HR S P ERA WHIP	IP WLS BF H R ER SO BB IBB HBP BLK WP HR S P ERA WHIP	IP WLS BF H R ER SO BB IBB HBP BLK WP HR S P ERA WHIP	IP WLS BF H R ER SO BB IBB HBP BLK WP HR S P ERA WHIP	IP WLS BF H R ER SO BB IBB HBP BLK WP HR S P ERA WHIP	IP WLS BF H R ER SO BB IBB HBP BLK WP HR S P ERA WHIP	IP WLS BF H R ER SO BB IBB HBP BLK WP HR S P ERA WHIP	IP WLS BF H R ER SO BB IBB HBP BLK WP HR S P ERA WHIP						
25 Doug Davis, L ERA: 7.56	5.2	L	28	3	6	4	4	5	1	1	0	0	0	0	0	0	6.35	1.412				
26 Manny Parra, L ERA: 3.53	2.1		10	2	1	0	2	1	0	0	0	0	0	0	1	20	35	0.00	1.286			
46 Claudio Vargas, R ERA: 5.65	1.0		6	2	1	1	0	1	0	0	0	0	0	0	0	12	23	9.00	3.000			

Batter	1	2	3	4	5	6	7	8	9	AB	R	H	RBI	BB	SO	LOB	BOTTOM			
23 Rickie Weeks Jr., R OBP: 0.380, SLG: 0.444	K		F9			K		F9		4	0	0	0	0	2	0	Atlanta Braves @ Milwaukee Brewers Miller Park, Milwaukee, WI Mon May 10 2010, 7:11 PM - 10:02 PM CDT Att: 24,365 - Roof Closed - 65 F			
2 Joe Inglett, L OBP: 0.375, SLG: 0.533	G6-3							F8		4	0	1	0	0	1	0				
8 Ryan Braun, R OBP: 0.443, SLG: 0.594																				
22 Jody Gerut, L OBP: 0.238, SLG: 0.450	P3																			
28 Prince Fielder, L OBP: 0.377, SLG: 0.398		F8																		
14 Casey McGehee, R OBP: 0.388, SLG: 0.560		F9																		
15 Jim Edmonds, L OBP: 0.341, SLG: 0.413																				
21 Alcides Escobar, R OBP: 0.277, SLG: 0.350																				
16 George Kottaras, L OBP: 0.417, SLG: 0.529																				
25 Doug Davis, R																				
26 Manny Parra, L OBP: 0.500, SLG: 0.500																				
30 Craig Counsell, L OBP: 0.351, SLG: 0.481																				
46 Claudio Vargas, R																				
Inning Stats	R: 0 E: 0 K: 1 S: 8	H: 0 LOB: 0 BB: 0 P: 12	R: 0 E: 0 K: 0 S: 6	H: 1 LOB: 1 BB: 0 P: 8	R: 0 E: 0 K: 1 S: 6	H: 0 LOB: 0 BB: 0 P: 9	R: 0 E: 0 K: 2 S: 9	H: 1 LOB: 2 BB: 0 P: 15	R: 0 E: 0 K: 3 S: 14	H: 1 LOB: 1 BB: 0 P: 22	R: 0 E: 0 K: 0 S: 8	H: 1 LOB: 0 BB: 0 P: 13	R: 0 E: 0 K: 0 S: 8	H: 0 LOB: 0 BB: 0 P: 15	R: 2 E: 0 K: 2 S: 14	H: 2 LOB: 0 BB: 0 P: 17	1B: 4 2B: 1 3B: 0 HR: 1	SF: 0 SAC: 0 DP: 1 HBP: 1	WP: 0 PB: 0 CS: 0	PA: 34
PITCHER	IP WLS BF H R ER SO BB IBB HBP BLK WP HR S P ERA WHIP	IP WLS BF H R ER SO BB IBB HBP BLK WP HR S P ERA WHIP	IP WLS BF H R ER SO BB IBB HBP BLK WP HR S P ERA WHIP	IP WLS BF H R ER SO BB IBB HBP BLK WP HR S P ERA WHIP	IP WLS BF H R ER SO BB IBB HBP BLK WP HR S P ERA WHIP	IP WLS BF H R ER SO BB IBB HBP BLK WP HR S P ERA WHIP	IP WLS BF H R ER SO BB IBB HBP BLK WP HR S P ERA WHIP	IP WLS BF H R ER SO BB IBB HBP BLK WP HR S P ERA WHIP	IP WLS BF H R ER SO BB IBB HBP BLK WP HR S P ERA WHIP	IP WLS BF H R ER SO BB IBB HBP BLK WP HR S P ERA WHIP	IP WLS BF H R ER SO BB IBB HBP BLK WP HR S P ERA WHIP	IP WLS BF H R ER SO BB IBB HBP BLK WP HR S P ERA WHIP	IP WLS BF H R ER SO BB IBB HBP BLK WP HR S P ERA WHIP	IP WLS BF H R ER SO BB IBB HBP BLK WP HR S P ERA WHIP	IP WLS BF H R ER SO BB IBB HBP BLK WP HR S P ERA WHIP	IP WLS BF H R ER SO BB IBB HBP BLK WP HR S P ERA WHIP				
48 Tommy Hanson, R ERA: 2.3	8.0	W	29	4	0	0	0	1	0	1	0	0	0	0	0	0	0.00	0.625		
43 Jesse Chavez, R ERA: 5.65	1.0		5	2	2	2	2	0	0	0	0	0	0	0	1	14	17	18.00	2.000	

Batter	1	2	3	4	5	6	7	8	9	AB	R	H	RBI	BB	SO	LOB	TOP								
2 Kelly Johnson, L (1,4)	E3 34 BB 10 2B		10 FC6-5 2B		27 2B 1B	F7			K	5	2	2	0	0	1	1									
34 Conor Jackson, R (1,7)	10 2B BB		K		F7		L6		10 1B 2B	4	1	1	0	1	1	2									
10 Justin Upton, R (1,9)	1-3 2-H 2B		FC6-5 2S		27 2B 1B		K		1-1 1B	5	1	3	2	0	1	1									
25 Adam LaRoche, L (1,3)	K		K		K		G6-3		F7	5	0	0	0	0	3	6									
27 Mark Reynolds, R (1,5)	K			19 2B BB	1-H 2-H 2B				K	4	1	1	2	1	3	3									
6 Stephen Drew, L (1,6)	G1-3			K	G3				19 BB BB	3	0	0	0	1	1	4									
24 Chris Young, R (1,8)		F8		P4		19 FC6-4 1B			F9	4	0	1	0	0	0	2									
19 Chris Snyder, R (1,2)		P3		1-H 2B		FC6-4 31 SH5-4			BB	3	0	1	1	1	0	1									
31 Ian Kennedy, R (1,1)										2	0	0	0	0	2	1									
58 Juan Gutierrez, R (7,1)										0	0	0	0	0	0	0									
4 Rusty Ryal, R (8,PH)										1	0	0	0	0	1	2									
22 Aaron Heilman, R (8,1)										0	0	0	0	0	0	0									
50 Chad Qualls, R (9,1)										0	0	0	0	0	0	0									
Inning Stats	R: 1 E: 1 K: 2 S: 16	H: 1 LOB: 2 BB: 1 P: 30	R: 0 E: 0 K: 1 S: 8	H: 0 LOB: 0 BB: 0 P: 11	R: 0 E: 0 K: 2 S: 14	H: 1 LOB: 1 BB: 0 P: 20	R: 1 E: 0 K: 2 S: 16	H: 1 LOB: 1 BB: 0 P: 25	R: 2 E: 0 K: 1 S: 14	H: 3 LOB: 1 BB: 0 P: 19	R: 0 E: 0 K: 0 S: 7	H: 1 LOB: 1 BB: 0 P: 10	R: 0 E: 0 K: 1 S: 8	H: 0 LOB: 0 BB: 0 P: 10	R: 0 E: 0 K: 2 S: 13	H: 0 LOB: 2 BB: 2 P: 25	R: 1 E: 0 K: 2 S: 11	H: 2 LOB: 1 BB: 0 P: 18	1B: 4 2B: 5 3B: 0 HR: 0	SF: 0 SAC: 1 DP: 0 HBP: 0	WP: 0 PB: 0 SB: 2 CS: 0	PA: 41			
PITCHER	IP WLS BF H R ER SO BB IBB HBP BLK WP HR S P ERA WHIP	IP WLS BF H R ER SO BB IBB HBP BLK WP HR S P ERA WHIP	IP WLS BF H R ER SO BB IBB HBP BLK WP HR S P ERA WHIP	IP WLS BF H R ER SO BB IBB HBP BLK WP HR S P ERA WHIP	IP WLS BF H R ER SO BB IBB HBP BLK WP HR S P ERA WHIP	IP WLS BF H R ER SO BB IBB HBP BLK WP HR S P ERA WHIP	IP WLS BF H R ER SO BB IBB HBP BLK WP HR S P ERA WHIP	IP WLS BF H R ER SO BB IBB HBP BLK WP HR S P ERA WHIP	IP WLS BF H R ER SO BB IBB HBP BLK WP HR S P ERA WHIP	IP WLS BF H R ER SO BB IBB HBP BLK WP HR S P ERA WHIP	IP WLS BF H R ER SO BB IBB HBP BLK WP HR S P ERA WHIP	IP WLS BF H R ER SO BB IBB HBP BLK WP HR S P ERA WHIP	IP WLS BF H R ER SO BB IBB HBP BLK WP HR S P ERA WHIP	IP WLS BF H R ER SO BB IBB HBP BLK WP HR S P ERA WHIP	IP WLS BF H R ER SO BB IBB HBP BLK WP HR S P ERA WHIP	IP WLS BF H R ER SO BB IBB HBP BLK WP HR S P ERA WHIP	IP WLS BF H R ER SO BB IBB HBP BLK WP HR S P ERA WHIP	IP WLS BF H R ER SO BB IBB HBP BLK WP HR S P ERA WHIP	IP WLS BF H R ER SO BB IBB HBP BLK WP HR S P ERA WHIP	IP WLS BF H R ER SO BB IBB HBP BLK WP HR S P ERA WHIP	IP WLS BF H R ER SO BB IBB HBP BLK WP HR S P ERA WHIP	IP WLS BF H R ER SO BB IBB HBP BLK WP HR S P ERA WHIP	IP WLS BF H R ER SO BB IBB HBP BLK WP HR S P ERA WHIP	IP WLS BF H R ER SO BB IBB HBP BLK WP HR S P ERA WHIP	IP WLS BF H R ER SO BB IBB HBP BLK WP HR S P ERA WHIP

Arizona Diamondbacks @ Atlanta Braves
Turner Field, Atlanta, GA
Fri May 14 2010, 7:38 PM - 11:01 PM EDT
Att: 30,657 - Cloudy - 82 F

AB 36
R 5
H 9
RBI 5
BB 4
SO 13
LOB 23



Batter	1	2	3	4	5	6	7	8	9	AB	R	H	RBI	BB	SO	LOB	BOTTOM								
14 Martin Prado, R (1,4)	F8						G5-3 1B		1-2 2-H 1B	4	0	2	2	1	0	0									
22 Jason Heyward, L (1,9)	G3		CS		16 CS 2B	F8		P5		4	0	1	0	0	0	1									
10 Chipper Jones, S (1,5)	G4-3				K		K		F8	4	0	0	0	0	2	2									
16 Brian McCann, L (1,2)		F9			F7		HR		25 FC6-4 1B	4	1	2	1	0	0	1									
25 Troy Glaus, R (1,3)		P4			20 G4-6-3 BB		K		FC6-4	3	0	0	0	1	1	1									
20 Eric Hinske, L (1,7)		P4			G4-6-3					4	1	2	0	0	0	1									
18 Brandon Hicks, R (8,FR)					1-2 1B		4 1B 24 HR		24 SH1-4 4 1B	0	1	0	0	0	0	0									
4 Omar Infante, R (1,6)					22 CS 11 SH3-4 1B		24 HR 1B		24 SH1-4 1B	4	2	4	0	0	0	0									
24 Nate McLouth, L (1,8)					K		1-3 1B		SH1-4	3	1	1	3	0	2	2									
11 Kenshin Kawakami, R (1,1)					SH3-4		G3-1		14 1B IBB	0	0	0	0	0	0	0									
7 Brooks Conrad, S (8,PH)										0	0	0	0	0	0	0									
54 Kris Medlen, R (7,1)										0	0	0	0	0	0	0									
23 Matt Diaz, R (8,PH)										0	0	0	0	0	0	0									
40 Takashi Saito, L (8,1)										0	0	0	0	0	0	0									
13 Billy Wagner, L (8,1)										0	0	0	0	0	0	0									
53 Meiky Cabrera, S (8,PH)										0	0	0	0	0	0	0									
Inning Stats	R: 0 E: 0 K: 0 S: 9	H: 0 LOB: 0 BB: 0 P: 14	R: 0 E: 0 K: 0 S: 8	H: 0 LOB: 0 BB: 0 P: 12	R: 0 E: 0 K: 1 S: 11	H: 1 LOB: 1 BB: 1 P: 19	R: 0 E: 0 K: 1 S: 10	H: 1 LOB: 0 BB: 0 P: 14	R: 0 E: 0 K: 1 S: 10	H: 1 LOB: 1 BB: 1 P: 18	R: 0 E: 0 K: 1 S: 12	H: 1 LOB: 1 BB: 0 P: 20	R: 4 E: 0 K: 2 S: 18	H: 4 LOB: 0 BB: 0 P: 25	R: 0 E: 0 K: 0 S: 8	H: 1 LOB: 1 BB: 0 P: 13	R: 2 E: 0 K: 0 S: 6	H: 3 LOB: 2 BB: 1 P: 13	1B: 9 2B: 1 3B: 0 HR: 2	SF: 0 SAC: 2 DP: 1 HBP: 0	WP: 0 PB: 0 SB: 0 CS: 2	PA: 38			
PITCHER	IP WLS BF H R ER SO BB IBB HBP BLK WP HR S P ERA WHIP	IP WLS BF H R ER SO BB IBB HBP BLK WP HR S P ERA WHIP	IP WLS BF H R ER SO BB IBB HBP BLK WP HR S P ERA WHIP	IP WLS BF H R ER SO BB IBB HBP BLK WP HR S P ERA WHIP	IP WLS BF H R ER SO BB IBB HBP BLK WP HR S P ERA WHIP	IP WLS BF H R ER SO BB IBB HBP BLK WP HR S P ERA WHIP	IP WLS BF H R ER SO BB IBB HBP BLK WP HR S P ERA WHIP	IP WLS BF H R ER SO BB IBB HBP BLK WP HR S P ERA WHIP	IP WLS BF H R ER SO BB IBB HBP BLK WP HR S P ERA WHIP	IP WLS BF H R ER SO BB IBB HBP BLK WP HR S P ERA WHIP	IP WLS BF H R ER SO BB IBB HBP BLK WP HR S P ERA WHIP	IP WLS BF H R ER SO BB IBB HBP BLK WP HR S P ERA WHIP	IP WLS BF H R ER SO BB IBB HBP BLK WP HR S P ERA WHIP	IP WLS BF H R ER SO BB IBB HBP BLK WP HR S P ERA WHIP	IP WLS BF H R ER SO BB IBB HBP BLK WP HR S P ERA WHIP	IP WLS BF H R ER SO BB IBB HBP BLK WP HR S P ERA WHIP	IP WLS BF H R ER SO BB IBB HBP BLK WP HR S P ERA WHIP	IP WLS BF H R ER SO BB IBB HBP BLK WP HR S P ERA WHIP	IP WLS BF H R ER SO BB IBB HBP BLK WP HR S P ERA WHIP	IP WLS BF H R ER SO BB IBB HBP BLK WP HR S P ERA WHIP	IP WLS BF H R ER SO BB IBB HBP BLK WP HR S P ERA WHIP	IP WLS BF H R ER SO BB IBB HBP BLK WP HR S P ERA WHIP	IP WLS BF H R ER SO BB IBB HBP BLK WP HR S P ERA WHIP	IP WLS BF H R ER SO BB IBB HBP BLK WP HR S P ERA WHIP	IP WLS BF H R ER SO BB IBB HBP BLK WP HR S P ERA WHIP

Arizona Diamondbacks @ Atlanta Braves
Turner Field, Atlanta, GA
Fri May 14 2010, 7:38 PM - 11:01 PM EDT
Att: 30,657 - Cloudy - 82 F

AB 32
R 6
H 12
RBI 6
BB 3
SO 6
LOB 8



Batter	1	2	3	4	5	6	7	8	9	AB	R	H	RBI	BB	SO	LOB	TOP					
7 José Reyes, S OBP: 0.289, SLG: 0.295										4	1	1	0	0	0	0	New York Mets @ Atlanta Braves Turner Field, Atlanta, GA Mon May 17 2010, 7:11 PM - 9:57 PM EDT Att: 21,086 - Partly Cloudy - 80 F					
1 Luis Castillo, S OBP: 0.346, SLG: 0.303										3	0	0	0	0	1	0						
44 Jason Bay, R OBP: 0.369, SLG: 0.410										3	0	1	0	1	1	0						
23 Chris Carter, L OBP: 0.455, SLG: 0.600										2	1	1	1	1	0	1						
12 Jeff Francoeur, R OBP: 0.275, SLG: 0.364										1	0	0	0	0	0	1						
5 David Wright, R OBP: 0.391, SLG: 0.518										4	0	0	0	0	1	3						
29 Ike Davis, L OBP: 0.388, SLG: 0.435										2	1	0	0	1	1	1						
21 Rod Barajas, R OBP: 0.306, SLG: 0.573										4	0	2	2	0	2	0						
19 Gary Matthews, S OBP: 0.246, SLG: 0.212										3	0	0	0	0	1	3						
34 Mike Pelfrey, R OBP: 0.278, SLG: 0.188										3	0	0	0	0	0	2						
25 Pedro Feliciano, L OBP: 0.275, SLG: 0.212										0	0	0	0	0	0	0						
75 Francisco Rodríguez, R										0	0	0	0	0	0	0						
Inning Stats	R: 0 E: 0 K: 0 S: 7	H: 0 LOB: 0 BB: 0 P: 10	R: 2 E: 0 K: 0 S: 12	H: 2 LOB: 1 BB: 0 P: 21	R: 0 E: 0 K: 1 S: 6	H: 0 LOB: 0 BB: 0 P: 11	R: 0 E: 0 K: 0 S: 4	H: 0 LOB: 0 BB: 0 P: 10	R: 0 E: 0 K: 2 S: 7	H: 0 LOB: 0 BB: 0 P: 11	R: 1 E: 0 K: 0 S: 11	H: 1 LOB: 1 BB: 1 P: 20	R: 0 E: 0 K: 0 S: 6	H: 1 LOB: 1 BB: 1 P: 10	R: 0 E: 0 K: 1 S: 11	H: 1 LOB: 0 BB: 0 P: 15	R: 0 E: 0 K: 3 S: 10	H: 0 LOB: 0 BB: 0 P: 15	1B: 3 2B: 2 3B: 0 HR: 0	SF: 0 SAC: 1 DP: 2 HBP: 1	WP: 1 PB: 0 SB: 2 CS: 0	PA: 34
PITCHER	IP WLS BF H R ER SO BB IBB HBP BLK WP HR S P ERA WHIP																					
32 Derek Lowe, R ERA: 5.47	7.0 L 27 4 3 3 3 3 0 1 0 1 0 53 93 3.86 1.000																					
34 Eric O'Flaherty, L ERA: 2.25	0.2 2 0 0 0 1 0 0 0 0 0 0 7 10 0.00 0.000																					
58 Peter Moylan, R ERA: 2.51	0.1 2 1 0 0 0 0 0 0 0 0 0 4 5 0.00 3.000																					
40 Takashi Saito, R ERA: 2.25	1.0 3 0 0 0 3 0 0 0 0 0 0 10 15 0.00 0.000																					

Batter	1	2	3	4	5	6	7	8	9	AB	R	H	RBI	BB	SO	LOB	BOTTOM					
14 Martín Prado, R OBP: 0.378, SLG: 0.475										3	1	2	0	1	0	1	New York Mets @ Atlanta Braves Turner Field, Atlanta, GA Mon May 17 2010, 7:11 PM - 9:57 PM EDT Att: 21,086 - Partly Cloudy - 80 F					
22 Jason Heyward, L OBP: 0.403, SLG: 0.550										4	0	1	0	0	1	4						
10 Chipper Jones, S OBP: 0.395, SLG: 0.364										1	0	0	1	2	0	0						
16 Brian McCann, L OBP: 0.394, SLG: 0.379										4	0	0	0	0	1	4						
25 Troy Glaus, R OBP: 0.364, SLG: 0.412										4	0	0	0	0	2	0						
20 Eric Hinske, L OBP: 0.433, SLG: 0.685										4	1	3	1	0	0	0						
19 Yunel Escobar, R OBP: 0.297, SLG: 0.258										3	0	0	0	1	0	2						
24 Nate McLouth, L OBP: 0.318, SLG: 0.351										4	0	2	0	0	1	1						
32 Derek Lowe, R OBP: 0.071, SLG: 0.071										1	0	0	0	0	0	0						
34 Eric O'Flaherty, L ERA: 3.62										0	0	0	0	0	0	0						
58 Peter Moylan, R ERA: 2.51										0	0	0	0	0	0	0						
53 Melky Cabrera, S OBP: 0.285, SLG: 0.229										0	0	0	0	0	0	0						
40 Takashi Saito, L ERA: 1.63										0	0	0	0	0	0	0						
Inning Stats	R: 0 E: 0 K: 1 S: 8	H: 1 LOB: 0 BB: 0 P: 12	R: 0 E: 0 K: 1 S: 14	H: 1 LOB: 1 BB: 0 P: 19	R: 0 E: 0 K: 0 S: 5	H: 0 LOB: 0 BB: 1 P: 10	R: 0 E: 0 K: 1 S: 6	H: 0 LOB: 0 BB: 1 P: 13	R: 1 E: 0 K: 0 S: 8	H: 1 LOB: 0 BB: 0 P: 12	R: 1 E: 0 K: 0 S: 7	H: 1 LOB: 0 BB: 0 P: 10	R: 0 E: 0 K: 0 S: 8	H: 1 LOB: 0 BB: 0 P: 13	R: 0 E: 0 K: 1 S: 15	H: 2 LOB: 3 BB: 1 P: 28	R: 0 E: 0 K: 1 S: 7	H: 0 LOB: 1 BB: 1 P: 14	1B: 4 2B: 3 3B: 0 HR: 1	SF: 1 SAC: 2 DP: 3 HBP: 0	WP: 1 PB: 0 SB: 1 CS: 1	PA: 35
PITCHER	IP WLS BF H R ER SO BB IBB HBP BLK WP HR S P ERA WHIP																					
34 Mike Pelfrey, R ERA: 3.62	7.2 W 28 7 2 2 3 2 0 0 0 0 1 65 103 2.35 1.174																					
25 Pedro Feliciano, L ERA: 1.62	0.1 H 3 1 0 0 1 1 0 0 0 0 0 6 14 0.00 6.000																					
75 Francisco Rodríguez, R ERA: 1.63	1.0 S 4 0 0 0 1 1 0 0 0 0 0 7 14 0.00 1.000																					

AB 29
R 3
H 5
RBI 3
BB 3
SO 7
LOB 11



AB 28
R 2
H 8
RBI 2
SO 5
LOB 12



Batter	1	2	3	4	5	6	7	8	9	AB	R	H	RBI	BB	SO	LOB	TOP					
7 José Reyes, S OBP: 0.262, SLG: 0.288										4	0	0	0	0	1	1						
1 Luis Castillo, S OBP: 0.351, SLG: 0.310										4	0	2	0	0	0	0						
23 Chris Carter, L OBP: 0.357, SLG: 0.462										3	0	0	0	0	1	1						
19 Gary Matthews, S OBP: 0.246, SLG: 0.212										0	0	0	0	0	0	0						
5 David Wright, R OBP: 0.382, SLG: 0.504										4	0	0	0	0	3	1						
29 Ike Davis, L OBP: 0.393, SLG: 0.466										3	1	1	1	1	1	1						
16 Angel Pagan, S OBP: 0.338, SLG: 0.396										3	0	1	0	0	0	0						
12 Jeff Francoeur, R OBP: 0.276, SLG: 0.385										3	1	1	1	0	0	2						
4 Henry Blanco, R OBP: 0.357, SLG: 0.429										2	0	0	0	1	1	0						
57 Johan Santana, L OBP: 0.125, SLG: 0.188										2	0	0	0	0	2	1						
44 Jason Bay, R OBP: 0.367, SLG: 0.407										1	0	0	0	0	0	0						
25 Pedro Feliciano, L OBP: 0.338, SLG: 0.396										0	0	0	0	0	0	0						
32 Jenny Mejia, R OBP: 0.338, SLG: 0.396										0	0	0	0	0	0	0						
Inning Stats	R: 0 E: 0 K: 1 S: 7	H: 0 LOB: 0 BB: 0 P: 11	R: 0 E: 0 K: 0 S: 8	H: 0 LOB: 0 BB: 0 P: 11	R: 0 E: 0 K: 2 S: 10	H: 0 LOB: 1 BB: 0 P: 17	R: 0 E: 0 K: 1 S: 8	H: 1 LOB: 0 BB: 0 P: 11	R: 2 E: 0 K: 1 S: 12	H: 2 LOB: 0 BB: 0 P: 16	R: 0 E: 0 K: 0 S: 6	H: 0 LOB: 0 BB: 0 P: 8	R: 0 E: 0 K: 1 S: 11	H: 1 LOB: 1 BB: 1 P: 18	R: 0 E: 0 K: 1 S: 9	H: 0 LOB: 0 BB: 0 P: 13	R: 0 E: 0 K: 2 S: 13	H: 1 LOB: 1 BB: 0 P: 22	1B: 3 2B: 0 3B: 0 HR: 2	SF: 0 SAC: 1 DP: 2 HBP: 0	WP: 1 PB: 0 SB: 0 CS: 0	PA: 32
PITCHER	IP WLS BF H R ER SO BB IBB HBP BLK WP HR S P ERA WHIP																					
54 Kris Medlen, R ERA: 2.45	6.1 24 4 2 2 6 2 0 0 0 0 2 60 90 2.84 0.947																					
58 Peter Moylan, R ERA: 2.4	0.2 1 0 0 0 0 0 0 0 0 0 0 2 2 0.00 0.000																					
40 Takashi Saito, R ERA: 2.12	1.0 3 0 0 0 1 0 0 0 0 0 0 9 13 0.00 0.000																					
13 Billy Wagner, L ERA: 1.93	1.0 W 4 1 0 0 2 0 0 0 0 1 0 13 22 0.00 1.000																					

New York Mets @ Atlanta Braves
Turner Field, Atlanta, GA
Tue May 18 2010, 7:10 PM - 9:57 PM EDT
Att: 27,119 - Partly Cloudy - 79 F

AB 29
R 2
H 5
RBI 2
BB 2
SO 9
LOB 7



Batter	1	2	3	4	5	6	7	8	9	AB	R	H	RBI	BB	SO	LOB	BOTTOM			
14 Martín Prado, R OBP: 0.369, SLG: 0.463										4	0	0	0	0	0	0				
22 Jason Heyward, L OBP: 0.395, SLG: 0.540										4	0	1	0	0	1	0				
10 Chipper Jones, S OBP: 0.391, SLG: 0.359										4	1	1	0	0	0	1				
25 Troy Glaus, R OBP: 0.368, SLG: 0.433										3	1	1	2	1	1	0				
16 Brian McCann, L OBP: 0.397, SLG: 0.383										4	0	2	0	0	1	2				
27 Brent Clevlen, R OBP: 1.000, SLG: 2.000										0	1	0	0	0	0	0				
19 Yunel Escobar, R OBP: 0.305, SLG: 0.261										3	0	1	0	1	1	0				
53 Melky Cabrera, S OBP: 0.283, SLG: 0.230										4	0	1	0	0	0	2				
24 Nate McLouth, L OBP: 0.319, SLG: 0.345										2	0	0	0	1	1	0				
54 Kris Medlen, S OBP: 0.167, SLG: 0.167										2	0	0	0	0	0	1				
58 Peter Moylan, R ERA: 1.53										0	0	0	0	0	0	0				
4 Omar Infante, R OBP: 0.344, SLG: 0.405										1	0	0	0	0	1	0				
40 Takashi Saito, L OBP: 0.338, SLG: 0.396										0	0	0	0	0	0	0				
13 Billy Wagner, L ERA: 2.6										0	0	0	0	0	0	0				
Inning Stats	R: 0 E: 0 K: 1 S: 14	H: 1 LOB: 2 BB: 1 P: 22	R: 0 E: 0 K: 1 S: 10	H: 0 LOB: 1 BB: 1 P: 17	R: 2 E: 0 K: 0 S: 21	H: 4 LOB: 2 BB: 0 P: 28	R: 0 E: 0 K: 1 S: 10	H: 0 LOB: 0 BB: 0 P: 12	R: 0 E: 0 K: 0 S: 6	H: 0 LOB: 0 BB: 0 P: 9	R: 0 E: 0 K: 0 S: 6	H: 0 LOB: 0 BB: 0 P: 9	R: 0 E: 0 K: 1 S: 10	H: 0 LOB: 0 BB: 0 P: 18	R: 1 E: 1 K: 0 S: 7	H: 2 LOB: 2 BB: 1 P: 14	1B: 6 2B: 0 3B: 0 HR: 1	SF: 0 SAC: 0 DP: 0 HBP: 0	WP: 0 PB: 0 SB: 0 CS: 0	PA: 34
PITCHER	IP WLS BF H R ER SO BB IBB HBP BLK WP HR S P ERA WHIP																			
57 Johan Santana, L ERA: 3.72	7.0 28 5 2 2 4 2 0 0 0 0 0 73 104 2.57 1.000																			
25 Pedro Feliciano, L ERA: 1.53	1.0 L 4 1 1 0 2 0 0 0 0 0 0 12 22 0.00 1.000																			
32 Jenny Mejia, R ERA: 2.6	0.0 2 1 0 0 0 1 0 0 0 0 0 5 10 ∞ ∞																			

New York Mets @ Atlanta Braves
Turner Field, Atlanta, GA
Tue May 18 2010, 7:10 PM - 9:57 PM EDT
Att: 27,119 - Partly Cloudy - 79 F

AB 31
R 3
H 7
RBI 2
BB 3
SO 6
LOB 6



Batter	1	2	3	4	5	6	7	8	9	AB R H RBI BB SO LOB	TOP																
2 Orlando Cabrera, R OBP: 0.293, SLG: 0.364	F9		F8		G4-3			G6-3	SH1-3 1B	5 0 1 0 0 0 1	Cincinnati Reds @ Atlanta Braves Turner Field, Atlanta, GA Wed May 19 2010, 7:11 PM - 10:05 PM EDT Att: 25,347 - Partly Cloudy - 76 F																
4 Brandon Phillips, R OBP: 0.337, SLG: 0.422	K		27 2B		G3			19 1B 27 2B	SH1-3 1-2	3 1 1 0 1 1 1																	
19 Joey Votto, L OBP: 0.408, SLG: 0.558	27 1B		F9		K			27 2B	BB	4 1 2 0 1 1 2																	
27 Scott Rolen, R OBP: 0.350, SLG: 0.559	1B		SAFE		G5-3			6 1B	K	5 1 3 2 0 1 2																	
32 Jay Bruce, L OBP: 0.365, SLG: 0.445	K		F8		L7			K	K	5 0 0 0 0 3 7																	
31 Jonny Gomes, R OBP: 0.339, SLG: 0.518					G5-3			6 1B	BB	3 0 1 0 1 1 0																	
6 Drew Stubbs, R OBP: 0.286, SLG: 0.354					G6-3					4 0 1 1 0 1 1																	
55 Ramon Hernandez, R OBP: 0.391, SLG: 0.351					G4-3					4 0 0 0 0 1 3																	
39 Aaron Harang, R OBP: 0.176, SLG: 0.236 33 Micah Owings, R OBP: 0.125, SLG: 0.500 53 Arthur Rhodes, L 28 Chris Hestey, R 40 Nick Masset, R										2 0 1 0 0 0 1 1 0 0 0 0 1 0 0 0 0 0 0 0 0 1 1 1 1 0 0 0 0 0 0 0 0 0 0																	
Inning Stats	R: 0 E: 0 K: 2 S: 13	H: 2 LOB: 2 BB: 0 P: 21	R: 0 E: 0 K: 1 S: 11	H: 1 LOB: 1 BB: 0 P: 15	R: 0 E: 0 K: 0 S: 8	H: 0 LOB: 0 BB: 1 P: 8	R: 0 E: 0 K: 1 S: 9	H: 1 LOB: 1 BB: 0 P: 11	R: 0 E: 0 K: 2 S: 8	H: 0 LOB: 0 BB: 0 P: 11		R: 3 E: 0 K: 1 S: 18	H: 4 LOB: 2 BB: 1 P: 33	R: 1 E: 0 K: 2 S: 15	H: 2 LOB: 2 BB: 1 P: 28	1B: 6 2B: 4 3B: 0 HR: 1	SF: 0 SAC: 1 DP: 0 HBP: 0	WP: 0 PB: 0 SB: 0 CS: 0	PA: 41								
PITCHER	IP WLS BF H R ER SO BB IBB HBP BLK WP HR S P ERA WHIP											IP WLS BF H R ER SO BB IBB HBP BLK WP HR S P ERA WHIP															
11 Kenshin Kawakami, R ERA: 4.98	6.0	24	5	0	0	5	1	0	0	0	0	0	53	79	0.00	1.000											
58 Peter Moylan, R ERA: 2.25	1.0	3	0	0	0	2	0	0	0	0	0	0	0	8	11	0.00	0.000										
40 Takashi Saito, R ERA: 0.83	0.1	4	3	3	3	0	0	0	0	0	0	0	10	16	81.00	9.000											
34 Eric O'Flaherty, L ERA: 2.16	0.2	H	4	1	0	0	1	1	0	0	0	0	8	17	0.00	3.000											
13 Billy Wagner, L ERA: 2.4	1.0	W	6	2	1	1	2	1	0	0	0	0	1	15	28	9.00	3.000										

AB	37
R	4
H	11
RBI	4
BB	3
SO	10
LOB	18



Batter	1	2	3	4	5	6	7	8	9	AB R H RBI BB SO LOB	BOTTOM															
14 Martin Prado, R OBP: 0.370, SLG: 0.458	P4				G5-3			P3	22 2B 1B	4 1 1 0 1 0 1	Cincinnati Reds @ Atlanta Braves Turner Field, Atlanta, GA Wed May 19 2010, 7:11 PM - 10:05 PM EDT Att: 25,347 - Partly Cloudy - 76 F															
22 Jason Heyward, L OBP: 0.406, SLG: 0.576	10 2B		G4-3		10 1B			G3	10 1B 2B	5 2 3 1 0 0 2																
10 Chipper Jones, S OBP: 0.394, SLG: 0.374	16 HR		K		10 1B			F8		4 1 2 2 0 1 0																
16 Brian McCann, L OBP: 0.400, SLG: 0.423	HR		G3-1		P4				2B	4 1 2 2 0 0 1																
25 Troy Glaus, R OBP: 0.365, SLG: 0.428	G5-3		1B		L5			L3		4 0 1 0 0 0 2																
20 Eric Hinske, L OBP: 0.406, SLG: 0.638 13 Billy Wagner, L	G3-1		K		G3			K		4 0 0 0 0 2 3 0 0 0 0 0 0 0																
19 Yunel Escobar, R OBP: 0.294, SLG: 0.250	F8		F7		G5-3			P3		4 0 0 0 0 0 1																
24 Nate McLouth, L OBP: 0.324, SLG: 0.350	11 S 1B		11 SH3-4 1B		K			K	G4-3	4 0 2 0 0 1 0																
11 Kenshin Kawakami, R OBP: 0.182, SLG: 0.350 7 Brooks Conrad, S 58 Peter Moylan, R 40 Takashi Saito, L 34 Eric O'Flaherty, L 53 Mo'neke Cabrera, S OBP: 0.281, SLG: 0.238	G4-3				SH3-4 1B			K	G3	1 0 0 0 0 0 0 1 1 0 0 0 0 0 1 0 1 0 0 0 0 0 0 0																
Inning Stats	R: 3 E: 0 K: 0 S: 15	H: 3 LOB: 0 BB: 0 P: 23	R: 0 E: 0 K: 0 S: 10	H: 1 LOB: 2 BB: 1 P: 17	R: 0 E: 0 K: 2 S: 14	H: 1 LOB: 1 BB: 0 P: 22	R: 0 E: 0 K: 0 S: 8	H: 1 LOB: 1 BB: 0 P: 10	R: 1 E: 0 K: 0 S: 9	H: 2 LOB: 1 BB: 0 P: 14		R: 0 E: 0 K: 2 S: 9	H: 0 LOB: 0 BB: 0 P: 14	R: 0 E: 0 K: 1 S: 10	H: 1 LOB: 1 BB: 0 P: 13	R: 1 E: 0 K: 0 S: 9	H: 2 LOB: 1 BB: 0 P: 15	1B: 5 2B: 4 3B: 1 HR: 1	SF: 0 SAC: 1 DP: 0 HBP: 0	WP: 0 PB: 0 SB: 1 CS: 0	PA: 38					
PITCHER	IP WLS BF H R ER SO BB IBB HBP BLK WP HR S P ERA WHIP											IP WLS BF H R ER SO BB IBB HBP BLK WP HR S P ERA WHIP														
39 Aaron Harang, R ERA: 6.02	6.0	27	8	4	4	0	1	0	0	0	0	0	3	5	0.00	0.000										
33 Micah Owings, R ERA: 4.15	1.0	3	0	0	0	0	0	0	0	0	0	0	3	5	0.00	0.000										
53 Arthur Rhodes, L ERA: 0.56	1.0	4	1	0	0	1	0	0	0	0	0	0	10	13	0.00	1.000										
40 Nick Masset, R ERA: 6.86	0.2	L	4	2	1	1	0	0	0	0	0	0	9	15	13.50	3.000										



Batter	1	2	3	4	5	6	7	8	9	AB	R	H	RBI	BB	SO	LOB	TOP																							
2 Orlando Cabrera, R OBP: 0.302, SLG: 0.368										4	1	2	0	1	1	1	Cincinnati Reds @ Atlanta Braves Turner Field, Atlanta, GA Thu May 20 2010, 1:07 PM - 4:08 PM EDT Att: 21,621 - Sunny - 77 F																							
43 Miguel Cairo, R OBP: 0.206, SLG: 0.212										4	1	2	1	1	0	1																								
19 Joey Votto, L OBP: 0.408, SLG: 0.570										4	1	1	4	0	0	3																								
4 Brandon Phillips, R OBP: 0.333, SLG: 0.415										5	1	1	0	0	1	4																								
32 Jay Bruce, L OBP: 0.366, SLG: 0.436										3	1	0	0	2	2	2																								
55 Ramon Hernandez, R OBP: 0.392, SLG: 0.354										5	2	2	1	0	0	1																								
17 Laynce Nix, L OBP: 0.265, SLG: 0.435										5	1	3	3	0	1	3																								
6 Drew Stubbs, R OBP: 0.283, SLG: 0.343										4	0	0	0	1	2	3																								
44 Mike Leake, R OBP: 0.286, SLG: 0.452										3	1	2	0	0	1	0																								
33 Mitch Liggins, R OBP: 0.111, SLG: 0.244										1	0	0	0	0	1	2																								
40 Nick Masset, R OBP: 0.111, SLG: 0.244										0	0	0	0	0	0	0																								
53 Arthur Rhodes, L OBP: 0.111, SLG: 0.244										0	0	0	0	0	0	0																								
48 Francisco Cordero, R OBP: 0.111, SLG: 0.244										0	0	0	0	0	0	0																								
Inning Stats	R: 0 E: 0 K: 1 S: 7	H: 1 LOB: 2 BB: 0 P: 10	R: 8 E: 0 K: 1 S: 25	H: 7 LOB: 1 BB: 2 P: 46	R: 0 E: 0 K: 2 S: 8	H: 0 LOB: 0 BB: 0 P: 13	R: 0 E: 0 K: 0 S: 4	H: 0 LOB: 0 BB: 0 P: 9	R: 1 E: 0 K: 1 S: 11	H: 2 LOB: 1 BB: 0 P: 19	R: 0 E: 0 K: 0 S: 8	H: 1 LOB: 0 BB: 0 P: 12	R: 0 E: 0 K: 2 S: 12	H: 1 LOB: 2 BB: 1 P: 21	R: 0 E: 0 K: 1 S: 8	H: 1 LOB: 1 BB: 1 P: 15	R: 0 E: 0 K: 1 S: 11	H: 0 LOB: 1 BB: 1 P: 20	1B: 9 2B: 2 3B: 0 HR: 2	SF: 0 SAC: 0 DP: 3 HBP: 1	WP: 0 PB: 0 SB: 0 CS: 0	PA: 44																		
PITCHER	IP	WLS	BF	H	R	ER	SO	BB	IBB	HBP	BLK	WP	HR	S	P	ERA	WHIP	PITCHER				IP	WLS	BF	H	R	ER	SO	BB	IBB	HBP	BLK	WP	HR	S	P	ERA	WHIP		
48 Tommy Hanson, R ERA: 4.18	1.2	16	8	8	8	2	2	0	0	1	0	0	0	1	31	55	43.20	6.000					1.2	16	8	8	8	2	2	0	0	1	0	0	0	1	31	55	43.20	6.000
43 Jesse Chavez, R ERA: 7.23	3.1	12	2	1	1	3	0	0	0	0	0	0	0	1	24	42	2.70	0.600					3.1	12	2	1	1	3	0	0	0	0	0	0	1	24	42	2.70	0.600	
39 Jonny Venters, L ERA: 1.08	3.0	12	3	0	0	3	2	0	0	0	0	0	0	2	28	48	0.00	1.667					3.0	12	3	0	0	3	2	0	0	0	0	0	2	28	48	0.00	1.667	
46 Craig Kimbrel, R ERA: 2.7	1.0	W	4	0	0	0	1	1	0	0	0	0	0	0	11	20	0.00	1.000					1.0	W	4	0	0	0	1	1	0	0	0	0	0	11	20	0.00	1.000	

AB	38
R	9
H	13
RBI	9
BB	5
SO	9
LOB	20



Batter	1	2	3	4	5	6	7	8	9	AB	R	H	RBI	BB	SO	LOB	BOTTOM
14 Martin Prado, R OBP: 0.371, SLG: 0.462										5	2	2	1	0	0	2	Cincinnati Reds @ Atlanta Braves Turner Field, Atlanta, GA Thu May 20 2010, 1:07 PM - 4:08 PM EDT Att: 21,621 - Sunny - 77 F
22 Jason Heyward, L OBP: 0.392, SLG: 0.553										5	0	0	1	0	1	4	
10 Chipper Jones, S OBP: 0.383, SLG: 0.360										4	0	0	0	0	2	3	
46 Craig Kimbrel, R ERA: 7.23										1	1	1	4	0	0	0	
7 Brooks Conrad, S OBP: 0.344, SLG: 0.679										4	0	0	0	0	2	3	
16 Brian McCann, L OBP: 0.392, SLG: 0.412										3	0	0	0	0	2	2	
39 Jonny Venters, L ERA: 1.08										0	0	0	0	0	0	0	
4 Omar Infante, R OBP: 0.341, SLG: 0.400										1	0	0	0	0	0	0	
25 Troy Glaus, R OBP: 0.374, SLG: 0.437										3	0	0	0	0	2	2	
20 Eric Hinske, L OBP: 0.397, SLG: 0.613										4	1	1	0	0	3	3	
19 Yunel Escobar, R OBP: 0.292, SLG: 0.250										4	1	1	0	0	3	3	
24 Nate McLouth, L OBP: 0.329, SLG: 0.350										3	2	1	2	1	0	0	
48 Tommy Hanson, R OBP: 0.392, SLG: 0.412										0	0	0	0	0	0	0	
43 Jesse Chavez, R ERA: 7.23										1	0	0	0	0	1	0	
53 Melky Cabrera, S OBP: 0.287, SLG: 0.235										1	1	1	0	0	0	0	
8 David Ross, R OBP: 0.351, SLG: 0.200										1	1	0	0	1	0	0	
Inning Stats	R: 0 E: 0 K: 0 S: 10	H: 0 LOB: 0 BB: 0 P: 17	R: 0 E: 0 K: 1 S: 13	H: 1 LOB: 1 BB: 0 P: 19	R: 1 E: 1 K: 2												

Batter	1	2	3	4	5	6	7	8	9	10	AB	R	H	RBI	BB	SO	LOB	TOP						
24 Nate McLouth, L OBP: 0.316, SLG: 0.328	G1-3		G3		G3			K		P3	5	0	1	0	0	1	2	Atlanta Braves @ Pittsburgh Pirates PNC Park, Pittsburgh, PA Sun May 23 2010, 1:37 PM - 4:44 PM EDT Att: 23,045 - Cloudy - 70 F						
4 Omar Infante, R OBP: 0.344, SLG: 0.411			F7					G3-1			3	0	2	0	0	0	1							
10 Chipper Jones, S OBP: 0.395, SLG: 0.361											1	0	0	0	1	0	0							
14 Martin Prado, R OBP: 0.363, SLG: 0.443	G4-6-3		G4-3					G6-3			5	0	0	0	0	1	5							
40 Takashi Saito, L								G6-3			0	0	0	0	0	0	0							
25 Troy Glaus, R OBP: 0.353, SLG: 0.408		F7		F7					G5-3		4	0	0	0	0	1	1							
19 Yunel Escobar, R OBP: 0.272, SLG: 0.225		E6						G6-3			4	1	0	0	0	1	1							
53 Melky Cabrera, S OBP: 0.299, SLG: 0.270									G5-3		3	0	1	0	1	2	0							
8 David Ross, R OBP: 0.366, SLG: 0.235											4	0	2	1	0	1	1							
27 Brent Cleven, R OBP: 0.250, SLG: 0.500											3	0	0	0	0	1	3							
22 Jason Heyward, L OBP: 0.409, SLG: 0.580		G6-3		G4-6-3							0	0	0	0	1	0	0							
54 Kris Medlen, S OBP: 0.259, SLG: 0.292											2	0	1	0	0	0	2							
43 Jesse Chavez, R											0	0	0	0	0	0	0							
39 Jonny Venters, L											0	0	0	0	0	0	0							
20 Eric Hinske, L OBP: 0.319, SLG: 0.276											1	1	1	0	0	0	0							
58 Peter Moylan, R											0	0	0	0	0	0	0							
34 Eric O'Flaherty, L											0	0	0	0	0	0	0							
7 Brockton Conrad, S OBP: 0.333, SLG: 0.665											0	0	0	0	0	0	0							
Inning Stats	R: 0 E: 0 K: 0 S: 6	H: 1 LOB: 0 BB: 0 P: 10	R: 1 E: 1 K: 0 S: 14	H: 2 LOB: 2 BB: 0 P: 20	R: 0 E: 0 K: 2 S: 8	H: 0 LOB: 0 BB: 0 P: 12	R: 0 E: 0 K: 0 S: 8	H: 2 LOB: 1 BB: 0 P: 12	R: 0 E: 0 K: 1 S: 13	H: 0 LOB: 0 BB: 0 P: 10	R: 1 E: 0 K: 1 S: 11	H: 1 LOB: 0 BB: 0 P: 17	R: 0 E: 0 K: 1 S: 7	H: 0 LOB: 1 BB: 2 P: 14	R: 0 E: 0 K: 1 S: 9	H: 0 LOB: 2 BB: 2 P: 21	1B: 6 2B: 1 3B: 0 HR: 1	SF: 0 SAC: 1 DP: 3 HBP: 0	WP: 0 PB: 0 SB: 1 CS: 0	PA: 39				
PITCHER	IP ERA: 4.47	WLS B	BF 4	H 1	R 1	ER 0	SO 5	BB 0	IBB 0	HBP 0	BLK 0	WP 0	HR 0	S 66	P 97	ERA 0.00	WHIP 1.000							
47 Evan Meek, R ERA: 1.96	1.0	B	4	1	1	1	1	0	0	0	0	0	1	11	17	9.00	1.000							
53 Brendan Donnelly, R ERA: 3.29	1.0		4	0	0	0	1	1	0	0	0	0	0	7	14	0.00	1.000							
29 Octavio Dotel, R ERA: 5.89	1.0	W	5	0	0	0	1	1	1	0	0	0	0	9	21	0.00	1.000							
Batter	1	2	3	4	5	6	7	8	9	10	AB	R	H	RBI	BB	SO	LOB	BOTTOM						
3 Akinori Iwamura, L OBP: 0.266, SLG: 0.234	K		G4-3							L5	5	0	2	0	0	1	0	Atlanta Braves @ Pittsburgh Pirates PNC Park, Pittsburgh, PA Sun May 23 2010, 1:37 PM - 4:44 PM EDT Att: 23,045 - Cloudy - 70 F						
2 Bobby Crosby, R OBP: 0.341, SLG: 0.310			G6-3							G6-3	5	0	1	0	0	0	1							
22 Andrew McCutchen, R OBP: 0.386, SLG: 0.485											4	1	2	0	1	0	1							
46 Garrett Jones, L OBP: 0.352, SLG: 0.411		F7		F7							3	1	0	0	1	1	1							
51 Steve Pearce, R OBP: 0.405, SLG: 0.429											3	0	1	1	1	1	3							
85 Lastings Milledge, R OBP: 0.259, SLG: 0.356											4	0	1	0	0	1	1							
41 Ryan Doumit, S OBP: 0.371, SLG: 0.459											5	1	3	2	0	0	2							
5 Ronny Cedeno, R OBP: 0.273, SLG: 0.333											4	0	1	0	0	0	5							
57 Zach Duke, L OBP: 0.188, SLG: 0.193											2	0	0	0	0	1	1							
24 Delwyn Young, S OBP: 0.188, SLG: 0.193											1	0	0	0	0	1	0							
47 Evan Meek, R											0	0	0	0	0	0	0							
19 Ryan Church, L											1	0	0	0	0	0	1							
53 Brendan Donnelly, R											0	0	0	0	0	0	0							
29 Octavio Dotel, R											0	0	0	0	0	0	0							
Inning Stats	R: 0 E: 0 K: 1 S: 7	H: 1 LOB: 0 BB: 0 P: 10	R: 0 E: 0 K: 0 S: 20	H: 0 LOB: 2 BB: 1 P: 32	R: 0 E: 0 K: 1 S: 9	H: 0 LOB: 0 BB: 0 P: 10	R: 0 E: 0 K: 0 S: 7	H: 1 LOB: 1 BB: 0 P: 16	R: 0 E: 0 K: 0 S: 7	H: 2 LOB: 2 BB: 0 P: 12	R: 2 E: 0 K: 0 S: 12	H: 3 LOB: 2 BB: 1 P: 23	R: 0 E: 0 K: 1 S: 14	H: 1 LOB: 3 BB: 1 P: 26	R: 0 E: 0 K: 1 S: 9	H: 1 LOB: 1 BB: 0 P: 15	R: 0 E: 0 K: 1 S: 9	H: 1 LOB: 1 BB: 0 P: 14	R: 1 E: 0 K: 1 S: 7	H: 1 LOB: 0 BB: 0 P: 10	1B: 7 2B: 2 3B: 1 HR: 1	SF: 1 SAC: 0 DP: 1 HBP: 2	WP: 0 PB: 0 SB: 1 CS: 0	PA: 43
PITCHER	IP ERA: 2.57	WLS 5	BF 7	H 2	R 2	ER 0	SO 2	BB 2	IBB 0	HBP 1	BLK 0	WP 0	HR 0	S 63	P 97	ERA 3.18	WHIP 1.588							
43 Jesse Chavez, R ERA: 6.80	1.0	5	1	0	0	1	0	1	0	0	0	0	0	12	23	0.00	1.000							
39 Jonny Venters, L ERA: 1.06	0.1	2	0	0	0	0	0	0	1	0	0	0	0	5	9	0.00	0.000							
58 Peter Moylan, R ERA: 1.96	1.0	4	1	0	0	1	0	0	0	0	0	0	0	9	15	0.00	1.000							
34 Eric O'Flaherty, L ERA: 1.89	1.0	4	1	0	0	1	0	0	0	0	0	0	0	9	14	0.00	1.000							
PITCHER	IP ERA: 3.72	WLS L	BF 3	H 1	R 1	ER 1	SO 1	BB 0	IBB 0	HBP 0	BLK 0	WP 0	HR 1	S 7	P 10	ERA 13.50	WHIP 1.500							
40 Takashi Saito, R ERA: 3.72	0.2	3	1	0	0	1	1	0	0	0	0	0	0	3	10	0.00	1.500							

Batter	1	2	3	4	5	6	7	8	9	AB	R	H	RBI	BB	SO	LOB	TOP				
14 Martín Prado, R OBP: 0.369, SLG: 0.452											5	1	3	0	0	1	2				
22 Jason Heyward, L OBP: 0.415, SLG: 0.578											4	0	2	2	0	2	2				
10 Chipper Jones, S OBP: 0.382, SLG: 0.347											5	1	0	0	0	0	8				
16 Brian McCann, L OBP: 0.380, SLG: 0.426											5	0	1	2	0	2	2				
25 Troy Glaus, R OBP: 0.350, SLG: 0.400											3	0	0	0	1	0	1				
20 Eric Hinske, L OBP: 0.413, SLG: 0.681 1 Gregor Blanco, L (8, PR)										4	0	1	0	0	1	1	0				
19 Yunel Escobar, R OBP: 0.271, SLG: 0.219										3	0	0	0	1	0	1					
24 Nate McLouth, L OBP: 0.314, SLG: 0.321										3	0	0	0	1	2	1					
11 Kenshin Kawakami, R OBP: 0.231, SLG: 0.091 53 Melky Cabrera, S OBP: 0.394, SLG: 0.276 43 Jesse Chavez, R (7, PH) 50 Cristian Martinez, R (8, PH) 7 Brooks Conrad, S OBP: 0.353, SLG: 0.667										1	1	0	0	1	1	0					
Inning Stats	R: 0 E: 0 K: 1 S: 12	H: 2 LOB: 1 BB: 0 P: 19	R: 0 E: 0 K: 0 S: 6	H: 0 LOB: 1 BB: 1 P: 13	R: 2 E: 0 K: 1 S: 13	H: 2 LOB: 1 BB: 1 P: 19	R: 0 E: 0 K: 1 S: 8	H: 0 LOB: 0 BB: 0 P: 13	R: 0 E: 0 K: 2 S: 10	H: 0 LOB: 1 BB: 1 P: 14	R: 0 E: 0 K: 1 S: 12	H: 1 LOB: 3 BB: 1 P: 32	R: 0 E: 0 K: 1 S: 10	H: 1 LOB: 2 BB: 0 P: 15	R: 2 E: 0 K: 1 S: 17	H: 3 LOB: 1 BB: 0 P: 21	1B: 7 2B: 2 3B: 0 HR: 0	SF: 0 SAC: 0 DP: 1 HBP: 1	WP: 0 PB: 0 SB: 1 CS: 0	PA: 40	
PITCHER	IP WLS BF H R ER SO BB IBB HBP BLK WP HR S P ERA WHIP	6.1 W 27 5 2 2 6 4 0 0 0 0 0 0 74 116 2.84 1.421	ERA: 3.23	44 Brian Sanchez, R ERA: 0.84	0.1 H 1 0 0 0 1 0 0 0 0 0 0 0 3 5 0.00 0.000	37 Rencyel Pinto, L ERA: 2.45	0.1 H 2 0 0 0 0 0 0 0 1 0 0 0 5 8 0.00 0.000	32 Clay Hensley, R ERA: 1.46	1.0 H 4 1 0 0 1 0 0 0 0 0 0 0 10 15 0.00 1.000	46 Juan Carlos Oviedo, R ERA: 2.29	1.0 6 3 2 2 1 0 0 0 0 0 0 0 17 21 18.00 3.000										

Atlanta Braves @ Florida Marlins
Sun Life Stadium, Miami, FL
Tue May 25 2010, 7:11 PM - 10:06 PM EDT
Att: 11,434 - Partly Cloudy - 80 F

AB 35
R 4
H 9
RBI 4
BB 4
SO 9
LOB 18



Batter	1	2	3	4	5	6	7	8	9	AB	R	H	RBI	BB	SO	LOB	BOTTOM			
8 Chris Coghlan, L OBP: 0.266, SLG: 0.275										3	1	1	1	1	0	1				
15 Gaby Sanchez, R OBP: 0.366, SLG: 0.437 30 Brian Barden, R OBP: 0.375, SLG: 0.250										4	0	1	0	0	1	4				
2 Hanley Ramirez, R OBP: 0.376, SLG: 0.468											4	0	1	1	0	1	1			
3 Jorge Cantu, R OBP: 0.335, SLG: 0.506											4	1	1	0	0	0	1			
6 Dan Uggla, R OBP: 0.368, SLG: 0.548											3	1	1	0	1	1	0			
12 Cody Ross, R OBP: 0.357, SLG: 0.467											4	1	1	2	0	0	1			
29 Ronny Paulino, R OBP: 0.344, SLG: 0.462										4	1	2	1	0	0	0				
24 Cameron Maybin, R OBP: 0.299, SLG: 0.353										4	1	2	1	0	0	1				
19 Anibal Sánchez, R ERA: 4.83 44 Brian Sanchez, R (7, PH) 37 Rencyel Pinto, L (7, PH) 16 Bryan Petersen, L (7, PH) 32 Clay Hensley, R (8, PH) 18 Wes Helms, R OBP: 0.301, SLG: 0.375 46 Juan Carlos Oviedo, R (8, PH)										1	0	0	0	0	0	0				
Inning Stats	R: 1 E: 0 K: 0 S: 8	H: 2 LOB: 0 BB: 0 P: 12	R: 0 E: 0 K: 1 S: 7	H: 0 LOB: 0 BB: 0 P: 10	R: 1 E: 0 K: 0 S: 6	H: 2 LOB: 1 BB: 0 P: 12	R: 0 E: 0 K: 0 S: 9	H: 0 LOB: 0 BB: 0 P: 13	R: 1 E: 0 K: 1 S: 14	H: 2 LOB: 1 BB: 0 P: 24	R: 0 E: 0 K: 0 S: 5	H: 1 LOB: 1 BB: 0 P: 8	R: 0 E: 1 K: 0 S: 10	H: 0 LOB: 2 BB: 1 P: 17	R: 3 E: 0 K: 1 S: 16	H: 3 LOB: 1 BB: 1 P: 29	1B: 7 2B: 2 3B: 0 HR: 1	SF: 0 SAC: 1 DP: 0 HBP: 0	WP: 0 PB: 0 SB: 0 CS: 1	PA: 36
PITCHER	IP WLS BF H R ER SO BB IBB HBP BLK WP HR S P ERA WHIP	6.0 L 24 7 3 3 2 0 0 0 0 0 0 0 21 37 20.25 3.000	ERA: 7.71	50 Cristian Martinez, R ERA:	0.2 3 1 0 0 0 0 0 0 0 0 0 5 9 0.00 1.500															

Atlanta Braves @ Florida Marlins
Sun Life Stadium, Miami, FL
Tue May 25 2010, 7:11 PM - 10:06 PM EDT
Att: 11,434 - Partly Cloudy - 80 F

AB 33
R 6
H 10
RBI 6
BB 2
SO 3
LOB 11



Batter	1	2	3	4	5	6	7	8	9	AB	R	H	RBI	BB	SO	LOB	TOP					
3 Akinori Iwamura, L (1,4) OBP: 0.273, SLG: 0.248	G1-3			G1-3		G4-3		G6-3		4	0	0	0	0	0	1	Pittsburgh Pirates @ Atlanta Braves Turner Field, Atlanta, GA Fri May 28 2010, 8:57 PM - 12:32 AM EDT Att: 23,442 - Drizzzie - 69 F					
18 Neil Walker, S (1,5) OBP: 0.294, SLG: 0.471	G1-3			22 1B 46 SF9		E4		2-3		4	1	2	1	0	0							
22 Andrew McCutchen, R (1,8) OBP: 0.360, SLG: 0.459	F9			2-3		G6-3		3-H		3	0	1	0	1	0							
46 Garrett Jones, L (1,9) OBP: 0.340, SLG: 0.401				SF9				4-0		3	0	2	1	0	0							
41 Ryan Doumit, S (1,2) OBP: 0.365, SLG: 0.456	G3-1			3-H		G4-3		BB		3	0	0	0	1	0							
85 Lastings Milledge, R (1,7) OBP: 0.358, SLG: 0.353	F8							1-2		3	0	0	0	1	0							
6 Jeff Clement, L (1,3) OBP: 0.246, SLG: 0.333										4	0	0	0	0	2							
2 Bobby Crosby, R (1,6) OBP: 0.333, SLG: 0.303										4	1	1	0	0	2							
57 Zach Duke, L (1,1) OBP: 0.158, SLG: 0.118										2	0	0	0	0	0							
58 Steven Jackson, R (6,1) 15 Andy LaRoche, R (6,PH) Joel Hanrahan, R (8,1)										0	0	0	0	0	0							
Inning Stats	R: 0 E: 0 K: 0 S: 4	H: 0 LOB: 0 BB: 0 P: 5	R: 0 E: 0 K: 0 S: 7	H: 1 LOB: 0 BB: 0 P: 11	R: 0 E: 0 K: 2 S: 9	H: 0 LOB: 0 BB: 0 P: 13	R: 1 E: 0 K: 0 S: 9	H: 2 LOB: 1 BB: 0 P: 17	R: 0 E: 0 K: 0 S: 6	H: 0 LOB: 0 BB: 0 P: 10	R: 0 E: 1 K: 0 S: 9	H: 0 LOB: 1 BB: 0 P: 17	R: 0 E: 0 K: 0 S: 7	H: 1 LOB: 1 BB: 1 P: 14	R: 2 E: 0 K: 0 S: 8	H: 3 LOB: 1 BB: 1 P: 18	R: 0 E: 0 K: 2 S: 12	H: 0 LOB: 1 BB: 1 P: 19	1B: 3 2B: 4 3B: 0 HR: 0	SF: 1 SAC: 0 DP: 2 HBP: 0	WP: 0 PB: 0 SB: 0 CS: 1	PA: 35
PITCHER	IP	WLS	BF	H	R	ER	SO	BB	IBB	HBP	BLK	WP	HR	S	P	ERA	WHIP					
32 Derek Lowe, R (1,1) ERA: 4.86	7.0	W	25	4	1	1	2	1	0	0	0	0	0	51	87	1.29	0.714					
34 Eric O'Flaherty, L (8,1) ERA: 2.66	1.0		6	3	2	2	0	1	0	0	0	0	0	8	18	18.00	4.000					
39 Jonny Venters, L (9,1) ERA: 0.95	1.0		4	0	0	0	2	1	0	0	0	0	0	12	19	0.00	1.000					

Batter	1	2	3	4	5	6	7	8	9	AB	R	H	RBI	BB	SO	LOB	BOTTOM				
14 Martin Prado, R (1,4) OBP: 0.369, SLG: 0.448	22 1B 25 BB			G6-3				F7		5	2	3	0	0	0		Pittsburgh Pirates @ Atlanta Braves Turner Field, Atlanta, GA Fri May 28 2010, 8:57 PM - 12:32 AM EDT Att: 23,442 - Drizzzie - 69 F				
22 Jason Heyward, L (1,9) OBP: 0.422, SLG: 0.568	19 FC5 25 1B	22 FC4-6 10 1B		10 FC5-4 10 1B		10 1B		25 E HBP		3	0	2	0	1	0						
10 Chipper Jones, S (1,5) 39 Jonny Venters, L (9,1)	F8	25 F8 10 1B		FC5-4		10 1B		K		5	0	2	3	0	1						
25 Troy Glaus, R (1,3) OBP: 0.356, SLG: 0.392	53 1B 8 2B	F8		F8		K		K		5	1	1	1	0	2						
19 Yunel Escobar, R (1,6) OBP: 0.296, SLG: 0.242	FC5 53 1B	G5-3				P3		K		4	1	0	0	0	0						
53 Melky Cabrera, S (1,7) OBP: 0.311, SLG: 0.294	8 2B			G4-3		P3		F7		4	1	1	0	0	0						
8 David Ross, R (1,2) OBP: 0.400, SLG: 0.357	2-H 2B					K2-3		1B		4	0	3	3	0	1						
24 Nate McLouth, L (1,8) OBP: 0.301, SLG: 0.305	K			K		K		F9		4	0	0	0	0	3						
32 Derek Lowe, R (1,1) 7 Brooks Conrad, S (7,PH) 34 Eric O'Flaherty, L (8,1) 4 Omar Infante, R (9,5)	22 FC4-6 10 1B			L1		BB		K		2	2	1	0	1	0						
Inning Stats	R: 4 E: 0 K: 1 S: 17	H: 4 LOB: 1 BB: 1 P: 27	R: 1 E: 0 K: 0 S: 12	H: 3 LOB: 2 BB: 0 P: 18	R: 0 E: 0 K: 1 S: 6	H: 1 LOB: 1 BB: 0 P: 8	R: 0 E: 0 K: 0 S: 7	H: 1 LOB: 1 BB: 0 P: 10	R: 0 E: 0 K: 1 S: 8	H: 0 LOB: 0 BB: 0 P: 11	R: 2 E: 0 K: 2 S: 15	H: 3 LOB: 2 BB: 1 P: 25	R: 0 E: 0 K: 1 S: 8	H: 1 LOB: 1 BB: 0 P: 12	R: 0 E: 1 K: 2 S: 9	H: 0 LOB: 1 BB: 0 P: 16		1B: 10 2B: 3 3B: 0 HR: 0	SF: 0 SAC: 0 DP: 0 HBP: 1	WP: 0 PB: 0 SB: 0 CS: 0	PA: 40
PITCHER	IP	WLS	BF	H	R	ER	SO	BB	IBB	HBP	BLK	WP	HR	S	P	ERA	WHIP				
57 Zach Duke, L (1,1) ERA: 5.09	5.1	L	30	12	7	7	4	2	0	0	0	0	0	61	93	11.81	2.625				
58 Steven Jackson, R (6,1) Joel Hanrahan, R (8,1)	1.2		6	1	0	0	2	0	0	0	0	0	0	12	18	0.00	0.600				
4.74	1.0		4	0	0	0	2	0	0	1	0	0	0	9	16	0.00	0.000				

Batter	1	2	3	4	5	6	7	8	9	AB	R	H	RBI	BB	SO	LOB	TOP										
22 Andrew McCutchen, R OBP: 0.380, SLG: 0.489										4	0	1	0	0	2	1	Pittsburgh Pirates @ Atlanta Braves Turner Field, Atlanta, GA Sun May 30 2010, 1:38 PM - 4:32 PM EDT Att: 31,078 - Cloudy - 78 F										
18 Neil Walker, S OBP: 0.320, SLG: 0.458										4	0	0	0	0	0	2											
24 Delwyn Young, S OBP: 0.206, SLG: 0.387										4	0	0	0	0	2												
46 Garrett Jones, L OBP: 0.336, SLG: 0.391										3	1	1	0	1	0	0											
6 Jeff Clement, L OBP: 0.248, SLG: 0.359 2 Bobby Crosby, R OBP: 0.326, SLG: 0.296										3	1	1	2	0	0	1											
5 Ronny Cedeno, R OBP: 0.306, SLG: 0.385										3	0	0	0	0	0	0											
35 Jason Jaramillo, S OBP: 0.262, SLG: 0.308										2	0	0	0	1	0	0											
3 Akinori Iwamura, L OBP: 0.274, SLG: 0.250 Joel Hanrahan, R										3	0	1	0	0	1	1											
48 Javier López, L										0	0	0	0	0	0	0											
28 Paul Maholm, L 15 Andy LaRoche, R OBP: 0.322, SLG: 0.362										1	0	0	0	0	0	1											
Inning Stats	R: 0 E: 0 K: 0 S: 7	H: 0 LOB: 0 BB: 0 P: 10	R: 0 E: 0 K: 0 S: 7	H: 1 LOB: 0 BB: 0 P: 9	R: 0 E: 0 K: 1 S: 7	H: 0 LOB: 1 BB: 1 P: 15	R: 0 E: 0 K: 0 S: 9	H: 0 LOB: 0 BB: 0 P: 13	R: 0 E: 0 K: 0 S: 12	H: 2 LOB: 2 BB: 0 P: 15	R: 2 E: 0 K: 1 S: 13	H: 1 LOB: 0 BB: 1 P: 21	R: 0 E: 0 K: 2 S: 9	H: 0 LOB: 0 BB: 0 P: 12	R: 0 E: 0 K: 1 S: 6	H: 0 LOB: 0 BB: 0 P: 10	1B: 3 2B: 0 3B: 0 HR: 1	SF: 0 SAC: 1 DP: 1 HBP: 0	WP: 0 PB: 0 SB: 0 CS: 0	PA: 32							
PITCHER	IP	WLS	BF	H	R	ER	SO	BB	IBB	HBP	BLK	WP	HR	S	P	ERA	WHIP										
11 Kenshin Kawakami, R ERA: 4.86	6.2		25	4	2	2	2	2	0	0	0	0	1	63	93	2.70	0.900										
34 Eric O'Flaherty, L ERA: 2.61	0.1		1	0	0	0	1	0	0	0	0	0	0	3	5	0.00	0.000										
40 Takashi Saito, R ERA: 3.13	1.0	W	3	0	0	0	2	0	0	0	0	0	0	9	12	0.00	0.000										
13 Billy Wagner, L ERA: 1.8	1.0	S	3	0	0	0	1	0	0	0	0	0	0	6	10	0.00	0.000										

Batter	1	2	3	4	5	6	7	8	9	AB	R	H	RBI	BB	SO	LOB	BOTTOM										
14 Martín Prado, R OBP: 0.371, SLG: 0.453										5	1	2	0	0	1	5	Pittsburgh Pirates @ Atlanta Braves Turner Field, Atlanta, GA Sun May 30 2010, 1:38 PM - 4:32 PM EDT Att: 31,078 - Cloudy - 78 F										
4 Omar Infante, R OBP: 0.333, SLG: 0.386 10 Chipper Jones, S OBP: 0.399, SLG: 0.357										4	0	0	0	0	1	3											
22 Jason Heyward, L OBP: 0.421, SLG: 0.596										5	0	2	2	0	1	2											
25 Troy Glaus, R OBP: 0.365, SLG: 0.415										2	1	1	2	2	0	0											
19 Yunel Escobar, R OBP: 0.298, SLG: 0.248										5	0	3	0	0	0	2											
53 Melky Cabrera, S OBP: 0.314, SLG: 0.306										4	0	2	0	0	2	2											
8 David Ross, R OBP: 0.411, SLG: 0.348 20 Eric Hinske, L OBP: 0.393, SLG: 0.620 13 Billy Wagner, L										1	0	0	0	2	0	2											
24 Nate McLouth, L OBP: 0.305, SLG: 0.299										3	1	0	0	1	1	6											
11 Kenshin Kawakami, R OBP: 0.250, SLG: 0.214 34 Eric O'Flaherty, L										3	0	1	0	0	1	3											
40 Takashi Saito, L 16 Brian McCann, L OBP: 0.387, SLG: 0.429										0	0	0	0	0	0	0											
Inning Stats	R: 1 E: 0 K: 0 S: 9	H: 2 LOB: 0 BB: 0 P: 15	R: 0 E: 0 K: 2 S: 15	H: 2 LOB: 3 BB: 1 P: 24	R: 1 E: 0 K: 1 S: 15	H: 3 LOB: 3 BB: 1 P: 24	R: 0 E: 0 K: 0 S: 8	H: 0 LOB: 0 BB: 0 P: 10	R: 0 E: 0 K: 2 S: 14	H: 1 LOB: 2 BB: 1 P: 21	R: 0 E: 0 K: 1 S: 9	H: 0 LOB: 0 BB: 0 P: 12	R: 3 E: 0 K: 1 S: 18	H: 2 LOB: 3 BB: 3 P: 35	R: 0 E: 0 K: 1 S: 6	H: 0 LOB: 0 BB: 0 P: 10	1B: 8 2B: 2 3B: 1 HR: 1	SF: 1 SAC: 0 DP: 0 HBP: 0	WP: 0 PB: 0 SB: 2 CS: 1	PA: 42							
PITCHER	IP	WLS	BF	H	R	ER	SO	BB	IBB	HBP	BLK	WP	HR	S	P	ERA	WHIP										
28 Paul Maholm, L ERA: 3.9	6.0		30	10	2	2	5	3	0	0	0	0	0	71	113	3.00	2.167										
Joel Hanrahan, R ERA: 5.66	1.2	L	8	1	3	3	2	2	0	0	0	0	0	21	35	16.20	1.800										
48 Javier López, L ERA: 1.74	0.1		3	1	0	0	0	1	0	0	0	0	0	6	12	0.00	6.000										

Batter	1	2	3	4	5	6	7	8	9	AB	R	H	RBI	BB	SO	LOB	TOP								
14 Martín Prado, R OBP: 0.367, SLG: 0.450										4	1	1	0	1	0	4	Atlanta Braves @ Los Angeles Dodgers Dodger Stadium, Los Angeles, CA Thu Jun 03 2010, 7:11 PM - 10:05 PM PDT Att: 35,333 - Partly Cloudy - 70 F								
4 Omar Infante, R OBP: 0.336, SLG: 0.387										5	0	0	0	0	1	2									
22 Jason Heyward, L OBP: 0.411, SLG: 0.553										3	0	0	0	1	0	2									
16 Brian McCann, L OBP: 0.383, SLG: 0.400										3	0	0	0	2	1	2									
25 Troy Glaus, R OBP: 0.377, SLG: 0.473										4	1	2	2	0	0	2									
20 Eric Hinske, L OBP: 0.390, SLG: 0.584										3	1	1	0	1	1	2									
1 Grégor Blanco, L OBP: 1.000, SLG: 2.000										0	0	0	0	0	0	0									
19 Yunel Escobar, R OBP: 0.313, SLG: 0.272										4	1	2	0	0	0	1									
24 Nate McLouth, L OBP: 0.303, SLG: 0.295										4	0	1	1	0	0	3									
54 Kris Medlen, S OBP: 0.286, SLG: 0.308										3	0	1	1	1	2	2									
58 Peter Moylan, R ERA: 3.86										0	0	0	0	0	0	0									
34 Eric O'Flaherty, L ERA: 2.92										0	0	0	0	0	0	0									
40 Takashi Saito, L ERA: 2.92										0	0	0	0	0	0	0									
39 Jonny Venters, L ERA: 1.27										0	0	0	0	0	0	0									
Inning Stats	R: 1 H: 2 E: 0 K: 0 S: 11	H: 2 LOB: 1 BB: 1 P: 17	R: 0 H: 0 E: 0 K: 0 S: 7	H: 0 LOB: 1 BB: 1 P: 15	R: 0 H: 0 E: 0 K: 0 S: 7	H: 0 LOB: 0 BB: 0 P: 12	R: 2 H: 3 E: 1 K: 1 S: 14	H: 3 LOB: 1 BB: 1 P: 20	R: 0 H: 0 E: 0 K: 0 S: 7	H: 0 LOB: 0 BB: 1 P: 15	R: 0 H: 2 E: 0 K: 0 S: 10	H: 2 LOB: 2 BB: 1 P: 17	R: 0 H: 0 E: 0 K: 0 S: 10	H: 0 LOB: 1 BB: 1 P: 18	R: 0 H: 1 E: 0 K: 2 S: 9	H: 1 LOB: 1 BB: 0 P: 11	R: 0 H: 0 E: 0 K: 1 S: 8	H: 0 LOB: 1 BB: 1 P: 15	1B: 3 2B: 4 3B: 0 HR: 1	SF: 0 SAC: 0 DP: 1 HBP: 1	WP: 0 PB: 0 SB: 0 CS: 1	PA: 41			
PITCHER	IP WLS BF H R ER SO BB IBB HBP BLK WP HR S P ERA WHIP	IP WLS BF H R ER SO BB IBB HBP BLK WP HR S P ERA WHIP	IP WLS BF H R ER SO BB IBB HBP BLK WP HR S P ERA WHIP	IP WLS BF H R ER SO BB IBB HBP BLK WP HR S P ERA WHIP	IP WLS BF H R ER SO BB IBB HBP BLK WP HR S P ERA WHIP	IP WLS BF H R ER SO BB IBB HBP BLK WP HR S P ERA WHIP	IP WLS BF H R ER SO BB IBB HBP BLK WP HR S P ERA WHIP	IP WLS BF H R ER SO BB IBB HBP BLK WP HR S P ERA WHIP	IP WLS BF H R ER SO BB IBB HBP BLK WP HR S P ERA WHIP	IP WLS BF H R ER SO BB IBB HBP BLK WP HR S P ERA WHIP	IP WLS BF H R ER SO BB IBB HBP BLK WP HR S P ERA WHIP	IP WLS BF H R ER SO BB IBB HBP BLK WP HR S P ERA WHIP	IP WLS BF H R ER SO BB IBB HBP BLK WP HR S P ERA WHIP	IP WLS BF H R ER SO BB IBB HBP BLK WP HR S P ERA WHIP	IP WLS BF H R ER SO BB IBB HBP BLK WP HR S P ERA WHIP	IP WLS BF H R ER SO BB IBB HBP BLK WP HR S P ERA WHIP	IP WLS BF H R ER SO BB IBB HBP BLK WP HR S P ERA WHIP	IP WLS BF H R ER SO BB IBB HBP BLK WP HR S P ERA WHIP	IP WLS BF H R ER SO BB IBB HBP BLK WP HR S P ERA WHIP	IP WLS BF H R ER SO BB IBB HBP BLK WP HR S P ERA WHIP	IP WLS BF H R ER SO BB IBB HBP BLK WP HR S P ERA WHIP	IP WLS BF H R ER SO BB IBB HBP BLK WP HR S P ERA WHIP	IP WLS BF H R ER SO BB IBB HBP BLK WP HR S P ERA WHIP	IP WLS BF H R ER SO BB IBB HBP BLK WP HR S P ERA WHIP	IP WLS BF H R ER SO BB IBB HBP BLK WP HR S P ERA WHIP

AB	33
R	4
H	8
RBI	4
BB	6
SO	5
LOB	20



Batter	1	2	3	4	5	6	7	8	9	AB	R	H	RBI	BB	SO	LOB	BOTTOM								
15 Rafael Furcal, S OBP: 0.328, SLG: 0.364										4	0	0	1	0	0	1	Atlanta Braves @ Los Angeles Dodgers Dodger Stadium, Los Angeles, CA Thu Jun 03 2010, 7:11 PM - 10:05 PM PDT Att: 35,333 - Partly Cloudy - 70 F								
27 Matt Kemp, R OBP: 0.340, SLG: 0.505										3	0	0	0	1	1	0									
16 Andre Ethier, L OBP: 0.424, SLG: 0.678										4	0	2	0	0	1	2									
99 Manny Ramirez, R OBP: 0.371, SLG: 0.436										4	0	0	0	0	0	2									
7 James Loney, L OBP: 0.323, SLG: 0.424										4	1	2	0	0	1	0									
55 Russell Martin, R OBP: 0.340, SLG: 0.343										4	0	0	0	0	3	2									
33 Blake DeWitt, L OBP: 0.342, SLG: 0.357										3	1	1	0	0	0	1									
14 Jamey Carroll, R OBP: 0.397, SLG: 0.325										3	1	1	0	0	0	0									
18 Hiroki Kuroda, R ERA: 2.79										1	0	0	0	0	0	1									
9 Garret Anderson, L ERA: 2.79										1	0	0	0	0	0	0									
36 Jeff Weaver, R ERA: 3.86										0	0	0	0	0	0	0									
45 Justin Miller, R ERA: 3.86										0	0	0	0	0	0	0									
3 Ronnie Belliard, R ERA: 2.92										0	0	0	0	0	0	0									
54 Ronald Belisario, R ERA: 5.49										0	0	0	0	0	0	0									
Inning Stats	R: 0 H: 1 E: 0 K: 0 S: 10	H: 1 LOB: 1 BB: 0 P: 14	R: 0 H: 0 E: 0 K: 2 S: 12	H: 0 LOB: 0 BB: 0 P: 15	R: 0 H: 0 E: 0 K: 0 S: 12	H: 0 LOB: 0 BB: 0 P: 17	R: 0 H: 1 E: 0 K: 1 S: 8	H: 1 LOB: 0 BB: 0 P: 9	R: 0 H: 1 E: 0 K: 0 S: 8	H: 1 LOB: 0 BB: 0 P: 10	R: 0 H: 0 E: 0 K: 0 S: 6	H: 0 LOB: 0 BB: 0 P: 12	R: 0 H: 0 E: 0 K: 0 S: 4	H: 0 LOB: 0 BB: 0 P: 6	R: 3 H: 4 E: 1 K: 2 S: 17	H: 4 LOB: 2 BB: 1 P: 32	R: 0 H: 0 E: 0 K: 1 S: 8	H: 0 LOB: 0 BB: 0 P: 13	1B: 6 2B: 2 3B: 0 HR: 0	SF: 0 SAC: 0 DP: 2 HBP: 0	WP: 0 PB: 0 SB: 0 CS: 0	PA: 33			
PITCHER	IP WLS BF H R ER SO BB IBB HBP BLK WP HR S P ERA WHIP	IP WLS BF H R ER SO BB IBB HBP BLK WP HR S P ERA WHIP	IP WLS BF H R ER SO BB IBB HBP BLK WP HR S P ERA WHIP	IP WLS BF H R ER SO BB IBB HBP BLK WP HR S P ERA WHIP	IP WLS BF H R ER SO BB IBB HBP BLK WP HR S P ERA WHIP	IP WLS BF H R ER SO BB IBB HBP BLK WP HR S P ERA WHIP	IP WLS BF H R ER SO BB IBB HBP BLK WP HR S P ERA WHIP	IP WLS BF H R ER SO BB IBB HBP BLK WP HR S P ERA WHIP	IP WLS BF H R ER SO BB IBB HBP BLK WP HR S P ERA WHIP	IP WLS BF H R ER SO BB IBB HBP BLK WP HR S P ERA WHIP	IP WLS BF H R ER SO BB IBB HBP BLK WP HR S P ERA WHIP	IP WLS BF H R ER SO BB IBB HBP BLK WP HR S P ERA WHIP	IP WLS BF H R ER SO BB IBB HBP BLK WP HR S P ERA WHIP	IP WLS BF H R ER SO BB IBB HBP BLK WP HR S P ERA WHIP	IP WLS BF H R ER SO BB IBB HBP BLK WP HR S P ERA WHIP	IP WLS BF H R ER SO BB IBB HBP BLK WP HR S P ERA WHIP	IP WLS BF H R ER SO BB IBB HBP BLK WP HR S P ERA WHIP	IP WLS BF H R ER SO BB IBB HBP BLK WP HR S P ERA WHIP	IP WLS BF H R ER SO BB IBB HBP BLK WP HR S P ERA WHIP	IP WLS BF H R ER SO BB IBB HBP BLK WP HR S P ERA WHIP	IP WLS BF H R ER SO BB IBB HBP BLK WP HR S P ERA WHIP	IP WLS BF H R ER SO BB IBB HBP BLK WP HR S P ERA WHIP	IP WLS BF H R ER SO BB IBB HBP BLK WP HR S P ERA WHIP	IP WLS BF H R ER SO BB IBB HBP BLK WP HR S P ERA WHIP	IP WLS BF H R ER SO BB IBB HBP BLK WP HR S P ERA WHIP

AB	32
R	3
H	7
RBI	2
BB	1
SO	6
LOB	9



Batter	1	2	3	4	5	6	7	8	9	AB	R	H	RBI	BB	SO	LOB	TOP					
14 Martin Prado, R OBP: 0.365, SLG: 0.445	P3		22 1B		G6-3		SH3-4	4 BB 16 1B		4	1	2	0	0	0	0						
4 Omar Infante, R OBP: 0.350, SLG: 0.386	K		L7				22 BB 16 2B	16 1B		4	1	2	2	1	1	1						
22 Jason Heyward, L OBP: 0.402, SLG: 0.531	P4		16 FC6		G4-3		16 2B	K		4	1	1	0	1	1	4						
16 Brian McCann, L OBP: 0.389, SLG: 0.409		19 BB	FC6				K	25 HR		4	1	2	4	1	1	2						
25 Troy Glaus, R OBP: 0.371, SLG: 0.474	K		G6-3		G6-3		G6-3	F9		5	1	1	2	0	1	3						
20 Eric Hinske, L OBP: 0.385, SLG: 0.570	F7		G3-1				K	19 G6-4-3		4	0	1	0	0	0	1						
39 Jonny Venters, L										0	0	0	0	0	0	0						
58 Peter Moylan, R										0	0	0	0	0	0	0						
1 Grégor Blanco, L OBP: 1.000, SLG: 1.500								53 FC4-6		1	0	1	0	0	0	0						
46 Craig Kimbrel, R										0	0	0	0	0	0	0						
19 Yunel Escobar, R OBP: 0.331, SLG: 0.297										4	1	2	0	1	1	2						
24 Nate McLouth, L OBP: 0.299, SLG: 0.287	G3		L4							4	2	1	0	1	0	4						
48 Tommy Hanson, R OBP: 0.125, SLG: 0.130										2	0	0	0	0	1	0						
7 Brooks Conrad, S OBP: 0.333, SLG: 0.690										1	1	1	1	0	0	0						
53 Melky Cabrera, S OBP: 0.300, SLG: 0.286										2	0	0	0	0	1	2						
Inning Stats	R: 0 E: 0 K: 1 S: 8	H: 0 LOB: 0 BB: 0 P: 11	R: 0 E: 0 K: 1 S: 14	H: 0 LOB: 2 BB: 2 P: 26	R: 0 E: 0 K: 1 S: 12	H: 2 LOB: 0 BB: 0 P: 16	R: 0 E: 0 K: 0 S: 12	H: 1 LOB: 1 BB: 0 P: 19	R: 0 E: 0 K: 0 S: 10	H: 1 LOB: 0 BB: 0 P: 17	R: 0 E: 0 K: 2 S: 8	H: 0 LOB: 0 BB: 0 P: 13	R: 7 E: 0 K: 0 S: 23	H: 7 LOB: 0 BB: 1 P: 36	R: 2 E: 0 K: 2 S: 15	H: 2 LOB: 2 BB: 2 P: 30	R: 0 E: 0 K: 1 S: 9	H: 1 LOB: 1 BB: 0 P: 13	1B: 12 2B: 1 3B: 0 HR: 1	SF: 0 SAC: 1 DP: 1 HBP: 0	WP: 0 PB: 0 SB: 0 CS: 0	PA: 45
PITCHER	IP	WLS	BF	H	R	ER	SO	BB	IBB	HBP	BLK	WP	HR	S	P	ERA	WHIP					
58 Chad Billingsley, R ERA: 3.8	6.0	L	27	7	3	3	5	2	0	0	0	0	0	70	110	4.50	1.500					
38 Ramon Troncoso, R ERA: 5.54	0.1	B	4	2	2	2	0	1	0	0	0	0	0	7	14	54.00	9.000					
54 Ronald Belisario, R ERA: 5.75	0.2		3	2	2	2	0	0	0	0	0	0	1	10	14	27.00	3.000					
49 Charlie Haeger, R ERA: 8.53	2.0		11	3	2	2	3	2	0	0	0	0	0	24	43	9.00	2.500					

Atlanta Braves @ Los Angeles Dodgers
 Dodger Stadium, Los Angeles, CA
 Sat Jun 05 2010, 7:11 PM - 10:45 PM PDT
 Att: 48,207 - Clear - 74 F

AB	39
R	9
H	14
RBI	9
BB	5
SO	8
LOB	19



Batter	1	2	3	4	5	6	7	8	9	AB	R	H	RBI	BB	SO	LOB	BOTTOM					
15 Rafael Furcal, S OBP: 0.343, SLG: 0.389	G6-4-3		G3				99 WP			5	0	3	1	0	1	1						
27 Matt Kemp, R OBP: 0.336, SLG: 0.504	G6-4-3		16 SF7		F9		K			5	1	1	0	0	2	4						
16 Andre Ethier, L OBP: 0.419, SLG: 0.669	99 1B		SF7		7 S		K			2	0	0	1	2	1	3						
99 Manny Ramirez, R OBP: 0.376, SLG: 0.441	BB		3-H		BB		K			5	0	2	0	0	2	4						
7 James Loney, L OBP: 0.325, SLG: 0.417	1B		2B		G4-3		G1-3			3	0	0	0	0	1	3						
55 Russell Martin, R OBP: 0.336, SLG: 0.344			14 FC6-4				G5-3			4	0	1	0	0	1	2						
14 Jamey Carroll, R OBP: 0.396, SLG: 0.336	G1-4-3		FC6-4							4	0	1	0	0	1	3						
33 Blake DeWitt, L OBP: 0.345, SLG: 0.367			F8							4	2	2	0	0	1	1						
58 Chad Billingsley, R OBP: 0.240, SLG: 0.182			58 2B							3	0	1	1	0	2	1						
38 Ramon Troncoso, R										0	0	0	0	0	0	0						
54 Ronald Belisario, R										0	0	0	0	0	0	0						
49 Charlie Haeger, R										0	0	0	0	0	0	0						
9 Garret Anderson, L OBP: 0.176, SLG: 0.233										1	0	0	0	0	1	1						
Inning Stats	R: 0 E: 0 K: 1 S: 16	H: 2 LOB: 2 BB: 1 P: 26	R: 1 E: 0 K: 1 S: 11	H: 3 LOB: 1 BB: 0 P: 17	R: 1 E: 0 K: 0 S: 15	H: 2 LOB: 2 BB: 0 P: 23	R: 0 E: 0 K: 1 S: 11	H: 0 LOB: 0 BB: 0 P: 16	R: 0 E: 0 K: 1 S: 9	H: 0 LOB: 1 BB: 1 P: 18	R: 0 E: 0 K: 2 S: 13	H: 1 LOB: 1 BB: 0 P: 18	R: 0 E: 0 K: 2 S: 13	H: 1 LOB: 0 BB: 0 P: 21	R: 0 E: 0 K: 2 S: 10	H: 0 LOB: 2 BB: 0 P: 17	R: 1 E: 0 K: 3 S: 16	H: 2 LOB: 2 BB: 0 P: 26	1B: 7 2B: 3 3B: 1 HR: 0	SF: 1 SAC: 0 DP: 2 HBP: 1	WP: 1 PB: 1 SB: 1 CS: 0	PA: 40
PITCHER	IP	WLS	BF	H	R	ER	SO	BB	IBB	HBP	BLK	WP	HR	S	P	ERA	WHIP					
48 Tommy Hanson, R ERA: 3.71	6.0	W	27	8	2	2	6	2	0	0	0	1	0	75	118	3.00	1.667					
39 Jonny Venters, L ERA: 1.21	1.0		4	1	0	0	2	0	0	0	0	0	0	13	21	0.00	1.000					
58 Peter Moylan, R ERA: 2.66	1.0		3	0	0	0	2	0	0	0	0	0	0	10	17	0.00	0.000					
46 Craig Kimbrel, R ERA: 2.08	1.0		6	2	1	0	3	0	0	0	0	0	0	16	26	0.00	2.000					

Atlanta Braves @ Los Angeles Dodgers
 Dodger Stadium, Los Angeles, CA
 Sat Jun 05 2010, 7:11 PM - 10:45 PM PDT
 Att: 48,207 - Clear - 74 F

AB	36
R	3
H	11
RBI	3
BB	2
SO	13
LOB	23



Batter	1	2	3	4	5	6	7	8	9	AB	R	H	RBI	BB	SO	LOB	TOP					
14 Martin Prado, R OBP: 0.365, SLG: 0.454										5	0	1	0	0	3	4						
4 Omar Infante, R OBP: 0.351, SLG: 0.392										5	0	2	0	0	0	3						
22 Jason Heyward, L OBP: 0.396, SLG: 0.511										4	0	0	0	1	2	3						
16 Brian McCann, L 50 Cristhian Martinez, R 24 Nate McLouth, L 46 Craig Kimbrel, R 13 Billy Wagner, L 7 Brooks Conrad, S										3	1	1	0	0	0	1						
25 Troy Glaus, R OBP: 0.372, SLG: 0.478										4	0	2	0	1	1	0						
20 Eric Hinske, L 1 Gregor Blanco, L										3	2	2	0	2	0	2						
19 Yunel Escobar, R OBP: 0.341, SLG: 0.296										3	0	0	0	2	1	6						
53 Melky Cabrera, S OBP: 0.302, SLG: 0.288										4	1	2	2	0	0	4						
32 Derek Lowe, R 8 David Ross, R										2	0	0	0	0	0	2						
Inning Stats	R: 0 E: 0 K: 2 S: 7	H: 0 LOB: 0 BB: 0 P: 9	R: 0 E: 0 K: 1 S: 16	H: 1 LOB: 2 BB: 1 P: 28	R: 0 E: 0 K: 0 S: 12	H: 2 LOB: 1 BB: 0 P: 18	R: 1 E: 0 K: 0 S: 17	H: 2 LOB: 2 BB: 1 P: 28	R: 0 E: 0 K: 1 S: 10	H: 1 LOB: 1 BB: 0 P: 13	R: 2 E: 0 K: 2 S: 15	H: 3 LOB: 1 BB: 0 P: 25	R: 0 E: 0 K: 1 S: 9	H: 0 LOB: 0 BB: 0 P: 17	R: 1 E: 0 K: 0 S: 16	H: 2 LOB: 3 BB: 1 P: 27	R: 0 E: 0 K: 0 S: 10	H: 0 LOB: 3 BB: 3 P: 26	1B: 8 2B: 3 3B: 0 HR: 0	SF: 0 SAC: 0 DP: 2 HBP: 1	WP: 1 PB: 1 SB: 0 CS: 0	PA: 43
PITCHER	IP	WLS	BF	H	R	ER	SO	BB	IBB	HBP	BLK	WP	HR	S	P	ERA	WHIP					
15 Dan Haren, R ERA: 4.83	5.2	W	27	9	3	3	5	2	0	0	0	0	0	73	114	4.76	1.941					
32 Esmerling Vasquez, R ERA: 4.5	1.1		4	0	0	0	2	0	0	0	0	0	0	13	24	0.00	0.000					
49 Carlos Rosa, R ERA: 7.27	0.1		4	2	1	1	0	1	0	0	0	0	0	10	16	27.00	9.000					
22 Aaron Heilman, R ERA: 2.84	0.2	H	3	0	0	0	0	0	0	1	0	0	0	6	11	0.00	0.000					
50 Chad Qualls, R ERA: 6.53	1.0	S	5	0	0	0	0	3	0	0	0	1	0	10	26	0.00	3.000					

Atlanta Braves @ Arizona Diamondbacks
Chase Field, Phoenix, AZ
Mon Jun 07 2010, 6:41 PM - 9:55 PM MST
Att: 17,725 - Roof Closed - 79 F

AB	36
R	4
H	11
RBI	4
BB	6
SO	7
LOB	26



Batter	1	2	3	4	5	6	7	8	9	AB	R	H	RBI	BB	SO	LOB	BOTTOM					
2 Kelly Johnson, L OBP: 0.371, SLG: 0.535										4	2	1	0	1	0	2						
34 Conor Jackson, R OBP: 0.338, SLG: 0.336										3	2	2	1	1	0	0						
6 Stephen Drew, L OBP: 0.353, SLG: 0.466										4	0	2	4	0	2	1						
10 Justin Upton, R OBP: 0.322, SLG: 0.431										3	0	0	0	1	0	3						
25 Adam LaRoche, L OBP: 0.350, SLG: 0.452										4	0	0	1	0	1	3						
27 Mark Reynolds, R OBP: 0.323, SLG: 0.467										4	1	1	1	0	1	3						
24 Chris Young, R OBP: 0.330, SLG: 0.450										4	1	1	0	0	2	0						
19 Chris Snyder, R OBP: 0.337, SLG: 0.406										3	1	0	0	1	2	0						
15 Dan Haren, R 32 Esmerling Vasquez, R 49 Carlos Rosa, R 22 Aaron Heilman, R 4 Rusty Ryan, R 50 Chad Qualls, R										2	0	1	0	0	0	2						
Inning Stats	R: 2 E: 0 K: 0 S: 16	H: 3 LOB: 1 BB: 0 P: 25	R: 0 E: 0 K: 1 S: 16	H: 1 LOB: 0 BB: 0 P: 25	R: 0 E: 0 K: 1 S: 8	H: 0 LOB: 0 BB: 0 P: 13	R: 5 E: 0 K: 0 S: 17	H: 4 LOB: 1 BB: 2 P: 33	R: 0 E: 0 K: 2 S: 8	H: 0 LOB: 0 BB: 0 P: 14	R: 0 E: 0 K: 1 S: 8	H: 0 LOB: 2 BB: 0 P: 10	R: 0 E: 0 K: 2 S: 12	H: 0 LOB: 2 BB: 2 P: 23	R: 0 E: 0 K: 2 S: 13	H: 1 LOB: 1 BB: 0 P: 19	1B: 7 2B: 0 3B: 1 HR: 1	SF: 0 SAC: 0 DP: 0 HBP: 0	WP: 0 PB: 0 SB: 2 CS: 0	PA: 37		
PITCHER	IP	WLS	BF	H	R	ER	SO	BB	IBB	HBP	BLK	WP	HR	S	P	ERA	WHIP					
32 Derek Lowe, R ERA: 5.04	4.0	L	22	8	7	7	2	2	0	0	0	0	0	16	24	0.00	0.000					
46 Craig Kimbrel, R ERA: 1.69	1.0		5	0	0	0	2	2	0	0	0	0	0	12	23	0.00	2.000					
13 Billy Wagner, L ERA: 1.61	1.0		4	1	0	0	2	0	0	0	0	0	0	13	19	0.00	1.000					

Atlanta Braves @ Arizona Diamondbacks
Chase Field, Phoenix, AZ
Mon Jun 07 2010, 6:41 PM - 9:55 PM MST
Att: 17,725 - Roof Closed - 79 F

AB	33
R	7
H	9
RBI	7
BB	4
SO	9
LOB	14



Batter	1	2	3	4	5	6	7	8	9	AB	R	H	RBI	BB	SO	LOB	TOP										
14 Martin Prado, R OBP: 0.359, SLG: 0.445	F7		L9		G6-3		K		G6-3	5	0	0	0	0	1	3											
22 Jason Hayward, L OBP: 0.400, SLG: 0.510	G1-6-3 BB		G3		F8			2B		3	1	1	0	1	0	0											
10 Chipper Jones, S OBP: 0.377, SLG: 0.350	G1-6-3		F9		F9			F7		4	0	0	0	0	0	2											
16 Brian McCann, L OBP: 0.391, SLG: 0.427 1 Gregor Blanco, S OBP: 1.000, SLG: 1.500		BB		1B		F7		2B		3	0	2	1	1	0	0											
25 Troy Glaus, R OBP: 0.374, SLG: 0.473		BB		1B		K		K		3	0	0	0	1	3	2											
20 Eric Hinske, L OBP: 0.377, SLG: 0.537 8 David Ross, R OBP: 0.435, SLG: 0.380			K		K		F8	F8		4	0	0	0	0	2	4											
19 Yunel Escobar, R OBP: 0.345, SLG: 0.292		1B		BB			BB			1	0	1	0	3	0	0											
24 Nate McLouth, L OBP: 0.295, SLG: 0.282 53 Melky Cabrera, S OBP: 0.308, SLG: 0.308			K		G4-3		F8		K	3	0	0	0	0	1	6											
11 Kenshin Kawakami, R OBP: 0.248, SLG: 0.167 4 Omar Infante, R OBP: 0.296, SLG: 0.470 34 Eric O'Flaherty, L OBP: 0.300, SLG: 0.400 58 Peter Moylan, R OBP: 0.320, SLG: 0.396 7 Brooks Conrad, S OBP: 0.320, SLG: 0.396	FC4-6				G3			1B		2	0	0	0	0	0	3											
Inning Stats	R: 0 E: 0 K: 0 S: 6	H: 0 LOB: 0 BB: 1 P: 13	R: 0 E: 0 K: 2 S: 15	H: 1 LOB: 3 BB: 2 P: 30	R: 0 E: 0 K: 0 S: 7	H: 0 LOB: 0 BB: 0 P: 10	R: 0 E: 0 K: 2 S: 10	H: 1 LOB: 2 BB: 1 P: 20	R: 0 E: 0 K: 0 S: 7	H: 0 LOB: 0 BB: 0 P: 11	R: 0 E: 0 K: 1 S: 8	H: 0 LOB: 0 BB: 0 P: 12	R: 0 E: 0 K: 1 S: 11	H: 1 LOB: 2 BB: 1 P: 18	R: 1 E: 0 K: 1 S: 11	H: 2 LOB: 1 BB: 0 P: 16	R: 0 E: 0 K: 2 S: 9	H: 0 LOB: 1 BB: 1 P: 14	1B: 3 2B: 2 3B: 0 HR: 0	SF: 0 SAC: 0 DP: 1 HBP: 0	WP: 0 PB: 0 SB: 2 CS: 0	PA: 37					
PITCHER	IP	WLS	BF	H	R	ER	SO	BB	IBB	HBP	BLK	WP	HR	S	P	ERA	WHIP										
31 Ian Kennedy, R ERA: 3.17	7.0		28	3	0	0	6	5	0	0	0	0	0	64	114	0.00	1.143										
22 Aaron Heilman, R ERA: 3.09	1.0	W	5	2	1	1	1	0	0	0	0	0	0	11	16	9.00	2.000										
50 Chad Qualls, R ERA: 6.23	1.0	S	4	0	0	0	2	1	0	0	0	0	0	9	14	0.00	1.000										

Atlanta Braves @ Arizona Diamondbacks
Chase Field, Phoenix, AZ
Wed Jun 09 2010, 6:40 PM - 9:46 PM MST
Att. 19,153 - Roof Closed - 79 F

AB 31
R 1
H 5
RBI 1
BB 6
SO 9
LOB 22



Batter	1	2	3	4	5	6	7	8	9	AB	R	H	RBI	BB	SO	LOB	BOTTOM										
2 Kelly Johnson, L OBP: 0.374, SLG: 0.550	F9		2B		L8		K		G4-3	5	0	1	0	0	1	3											
10 Justin Upton, R OBP: 0.320, SLG: 0.435	K		K		K			IBB		3	0	0	0	1	3	2											
6 Stephen Drew, L OBP: 0.345, SLG: 0.450	G5-3		BB		F8		K			3	0	0	0	1	1	2											
27 Mark Reynolds, R OBP: 0.325, SLG: 0.473			F9		F9		K			3	1	0	0	0	2	3											
24 Chris Young, R OBP: 0.333, SLG: 0.449	G3-1 2B		F8		F8		BB		SH1-3	2	0	1	0	1	0	0											
8 Gerardo Parra, L OBP: 0.295, SLG: 0.396	G3-1		G3-1		G3-1		BB		SH1-3	3	1	2	2	1	0	1											
4 Rusty Ryan, R OBP: 0.339, SLG: 0.397 25 Adam LaRoche, L OBP: 0.347, SLG: 0.443	K		K		K		G6-4-3		IHR	3	0	0	0	0	2	4											
19 Chris Snyder, R OBP: 0.347, SLG: 0.414			G6-3		IBB		G6-4-3		BB	2	0	1	0	2	0	0											
31 Ian Kennedy, R OBP: 0.207, SLG: 0.154 14 Ryan Roberts, R OBP: 0.214, SLG: 0.286 22 Aaron Heilman, R OBP: 0.347, SLG: 0.443 34 Conor Jackson, R OBP: 0.333, SLG: 0.331 50 Chad Qualls, R OBP: 0.347, SLG: 0.443	2B		1B		K		G6-3		FC4-6	2	0	1	0	0	0	1											
Inning Stats	R: 0 E: 0 K: 1 S: 10	H: 0 LOB: 0 BB: 0 P: 15	R: 0 E: 0 K: 2 S: 12	H: 1 LOB: 1 BB: 0 P: 19	R: 0 E: 0 K: 1 S: 16	H: 2 LOB: 3 BB: 1 P: 28	R: 0 E: 0 K: 2 S: 11	H: 1 LOB: 2 BB: 1 P: 21	R: 0 E: 0 K: 1 S: 7	H: 0 LOB: 0 BB: 0 P: 11	R: 0 E: 0 K: 1 S: 7	H: 0 LOB: 1 BB: 2 P: 17	R: 0 E: 0 K: 2 S: 12	H: 1 LOB: 2 BB: 1 P: 22	R: 2 E: 0 K: 0 S: 11	H: 1 LOB: 2 BB: 2 P: 27	1B: 1 2B: 4 3B: 0 HR: 1	SF: 0 SAC: 1 DP: 1 HBP: 1	WP: 0 PB: 0 SB: 0 CS: 0	PA: 37							
PITCHER	IP	WLS	BF	H	R	ER	SO	BB	IBB	HBP	BLK	WP	HR	S	P	ERA	WHIP										
11 Kenshin Kawakami, R ERA: 4.48	6.0		25	4	0	0	8	3	1	0	0	0	0	63	111	0.00	1.167										
34 Eric O'Flaherty, L ERA: 2.13	1.0		5	1	0	0	2	0	1	0	0	0	0	12	22	0.00	1.000										
58 Peter Moylan, R ERA: 3.55	0.2	L	6	1	2	2	0	2	0	1	0	0	0	9	24	27.00	4.500										
50 Cristian Martinez, R ERA: 3.55	0.1		1	0	0	0	0	0	0	0	0	0	0	2	3	0.00	0.000										

Atlanta Braves @ Arizona Diamondbacks
Chase Field, Phoenix, AZ
Wed Jun 09 2010, 6:40 PM - 9:46 PM MST
Att. 19,153 - Roof Closed - 79 F

AB 28
R 2
H 6
RBI 2
BB 7
SO 10
LOB 20



Batter	1	2	3	4	5	6	7	8	9	AB	R	H	RBI	BB	SO	LOB	TOP			
14 Martín Prado, R OBP: 0.364, SLG: 0.443	G5-3		K			L8		F9		4	0	0	0	0	1	1				
22 Jason Heyward, L OBP: 0.392, SLG: 0.495	K		K2-3			K			K	4	0	0	0	0	4	0				
10 Chipper Jones, S OBP: 0.375, SLG: 0.341	G5-3			K			F8		K	4	0	0	0	0	2	0				
25 Troy Glaus, R OBP: 0.375, SLG: 0.474		G6-3		K					K	4	1	2	0	0	2	0				
16 Brian McCann, L OBP: 0.393, SLG: 0.429		G6-3		K			F9			3	0	1	0	0	1	1				
19 Yunel Escobar, R OBP: 0.351, SLG: 0.289		SH1-3							K	2	0	0	0	0	2	1				
4 Omar Infante, R 1 Grégor Blanco, L OBP: 0.750, SLG: 1.000		G6-3								2	0	0	1	0	1	1				
8 David Ross, R OBP: 0.420, SLG: 0.386		P4								3	0	0	0	0	0	1				
53 Melky Cabrera, S OBP: 0.321, SLG: 0.324		G1-3								3	0	2	0	0	0	0				
Inning Stats	R: 0 E: 0 K: 1 S: 6	H: 0 LOB: 0 BB: 0 P: 8	R: 1 E: 0 K: 0 S: 12	H: 2 LOB: 1 BB: 0 P: 20	R: 0 E: 0 K: 2 S: 7	H: 0 LOB: 0 BB: 0 P: 11	R: 0 E: 0 K: 3 S: 10	H: 0 LOB: 0 BB: 0 P: 17	R: 0 E: 0 K: 2 S: 9	H: 1 LOB: 0 BB: 0 P: 10	R: 0 E: 0 K: 1 S: 7	H: 1 LOB: 1 BB: 0 P: 8	R: 0 E: 0 K: 1 S: 10	H: 1 LOB: 1 BB: 0 P: 16	R: 0 E: 0 K: 3 S: 10	H: 0 LOB: 0 BB: 0 P: 16	1B: 5 2B: 0 3B: 0 HR: 0	SF: 0 SAC: 1 DP: 0 HBP: 0	WP: 2 PB: 0 CS: 0	PA: 31
PITCHER	IP	WLS	BF	H	R	ER	SO	BB	IBB	HBP	BLK	WP	HR	S	P	ERA	WHIP			
47 Francisco Liriano, L ERA: 2.9	(1, 1)	8.0	W	28	5	1	11	0	0	0	0	2	0	71	105	1.12	0.625			
60 Jon Rauch, R ERA: 2.52	(9, 1)	1.0	S	3	0	0	3	0	0	0	0	0	0	10	16	0.00	0.000			

Atlanta Braves @ Minnesota Twins
Target Field, Minneapolis, MN
Fri Jun 11 2010, 7:12 PM - 9:18 PM CDT
Att: 39,428 - Cloudy - 73 F

AB 30
R 1
H 5
RBI 1
BB 0
SO 14
LOB 5



Batter	1	2	3	4	5	6	7	8	9	AB	R	H	RBI	BB	SO	LOB	BOTTOM			
2 Denard Span, L OBP: 0.349, SLG: 0.360	G1-6-3		G6-3			F9		G6-3		4	0	0	0	0	0	4				
24 Trevor Plouffe, R OBP: 0.167, SLG: 0.235	G5-3			G5-3		P4		P4		4	0	0	0	0	0	0				
7 Joe Mauer, L OBP: 0.394, SLG: 0.449	G4-3			F8				G1-3		4	1	1	0	0	0	0				
33 Justin Morneau, L OBP: 0.470, SLG: 0.657		L9		G4-3				F7		4	1	1	0	0	0	0				
5 Michael Cuddyer, R OBP: 0.337, SLG: 0.451		F9			G6-3					3	0	1	0	0	0	0				
25 Jim Thome, L OBP: 0.376, SLG: 0.465		G4-3								2	0	0	0	1	1	3				
16 Jason Kubel, L 20 Matt Tolbert, S OBP: 0.194, SLG: 0.152			G6-3							3	0	2	1	0	0	0				
22 Danny Valencia, R 21 Delmon Young, R OBP: 0.322, SLG: 0.478										0	0	0	0	0	0	0				
8 Nick Punto, S OBP: 0.303, SLG: 0.304										2	0	0	0	0	0	2				
										1	0	1	1	0	0	0				
										3	0	1	0	0	1	3				
Inning Stats	R: 0 E: 0 K: 0 S: 6	H: 0 LOB: 0 BB: 0 P: 10	R: 0 E: 0 K: 0 S: 4	H: 0 LOB: 0 BB: 0 P: 7	R: 0 E: 0 K: 0 S: 7	H: 1 LOB: 1 BB: 0 P: 8	R: 0 E: 0 K: 0 S: 6	H: 0 LOB: 0 BB: 0 P: 13	R: 0 E: 0 K: 0 S: 4	H: 1 LOB: 1 BB: 1 P: 12	R: 0 E: 0 K: 0 S: 10	H: 0 LOB: 0 BB: 0 P: 12	R: 2 E: 0 K: 2 S: 19	H: 5 LOB: 3 BB: 0 P: 28	R: 0 E: 0 K: 0 S: 8	H: 0 LOB: 0 BB: 0 P: 9	1B: 6 2B: 1 3B: 0 HR: 0	SF: 0 SAC: 0 DP: 1 HBP: 0	WP: 0 PB: 0 CS: 0	PA: 31
PITCHER	IP	WLS	BF	H	R	ER	SO	BB	IBB	HBP	BLK	WP	HR	S	P	ERA	WHIP			
15 Tim Hudson, R ERA: 2.43	(1, 1)	8.0	L	31	7	2	2	2	1	0	0	0	0	64	99	2.25	1.000			

Atlanta Braves @ Minnesota Twins
Target Field, Minneapolis, MN
Fri Jun 11 2010, 7:12 PM - 9:18 PM CDT
Att: 39,428 - Cloudy - 73 F

AB 30
R 2
H 7
RBI 2
BB 1
SO 2
LOB 12



Batter	1	2	3	4	5	6	7	8	9	AB	R	H	RBI	BB	SO	LOB	TOP					
14 Martín Prado, R OBP: 0.368, SLG: 0.449	G6-3		G6-3																			
7 Brooks Conrad, S OBP: 0.347, SLG: 0.600	F7		K																			
22 Jason Heyward, L OBP: 0.388, SLG: 0.486																						
16 Brian McCann, L OBP: 0.389, SLG: 0.422	P6																					
25 Troy Glaus, R OBP: 0.374, SLG: 0.470																						
20 Eric Hinske, L OBP: 0.386, SLG: 0.545																						
19 Yunel Escobar, R OBP: 0.345, SLG: 0.282																						
53 Melky Cabrera, S OBP: 0.320, SLG: 0.339	FC6-4																					
1 Grégor Blanco, L OBP: 0.500, SLG: 0.500																						
Inning Stats	R: 0 H: 0 E: 0 K: 0 S: 8	H: 0 LOB: 1 BB: 1 P: 12	R: 0 H: 0 E: 0 K: 2 S: 10	H: 0 LOB: 1 BB: 1 P: 14	R: 0 H: 0 E: 0 K: 2 S: 10	H: 0 LOB: 0 BB: 0 P: 14	R: 0 H: 1 E: 0 K: 0 S: 9	H: 1 LOB: 1 BB: 0 P: 13	R: 2 H: 3 E: 0 K: 0 S: 12	H: 3 LOB: 1 BB: 0 P: 17	R: 0 H: 1 E: 0 K: 1 S: 10	H: 1 LOB: 1 BB: 0 P: 15	R: 0 H: 1 E: 0 K: 0 S: 10	H: 1 LOB: 1 BB: 0 P: 13	R: 0 H: 1 E: 0 K: 0 S: 17	H: 1 LOB: 2 BB: 0 P: 23	R: 1 H: 2 E: 0 K: 1 S: 8	H: 2 LOB: 2 BB: 1 P: 13	1B: 5 2B: 3 HR: 1	SF: 0 SAC: 0 DP: 0 HBP: 0	WP: 0 PB: 0 SB: 0 CS: 0	PA: 40
PITCHER	IP	WLS	BF	H	R	ER	SO	BB	IBB	HBP	BLK	WP	HR	S	P	ERA	WHIP					
53 Nick Blackburn, R ERA: 4.96	7.0		29	6	2	2	5	2	0	0	0	0	1	69	98	2.57	1.143					
52 Brian Duensing, L ERA: 1.82	0.1		2	0	0	0	0	0	0	0	0	0	0	7	10	0.00	0.000					
54 Matt Guerrier, R ERA: 1.88	1.0	L	6	2	1	1	0	1	0	0	0	0	0	12	19	9.00	3.000					
50 Jose Mijares, L ERA: 2.19	0.2		3	1	0	0	1	0	0	0	0	0	0	6	7	0.00	1.500					

Atlanta Braves @ Minnesota Twins
Target Field, Minneapolis, MN
Sat Jun 12 2010, 6:12 PM - 8:57 PM CDT
Att: 40,001 - Drizzzie - 60 F

AB	37
R	3
H	9
RBI	3
BB	3
SO	6
LOB	17



Batter	1	2	3	4	5	6	7	8	9	AB	R	H	RBI	BB	SO	LOB	BOTTOM					
2 Denard Span, L OBP: 0.349, SLG: 0.360	F7		G4-3																			
24 Trevor Plouffe, R OBP: 0.150, SLG: 0.211			G5-3																			
7 Joe Mauer, L OBP: 0.396, SLG: 0.453	G6-3																					
33 Justin Morneau, L OBP: 0.467, SLG: 0.648																						
5 Michael Cuddyer, R OBP: 0.340, SLG: 0.454																						
16 Jason Kubel, L OBP: 0.350, SLG: 0.417																						
21 Delmon Young, R OBP: 0.325, SLG: 0.475																						
23 Brendan Harris, R OBP: 0.243, SLG: 0.223																						
20 Matt Tolbert, S OBP: 0.194, SLG: 0.152																						
8 Nick Punto, S OBP: 0.297, SLG: 0.297																						
25 Jim Thome, L OBP: 0.373, SLG: 0.461																						
22 Danny Valencia, R OBP: 0.310, SLG: 0.286																						
Inning Stats	R: 0 H: 0 E: 0 K: 1 S: 7	H: 2 LOB: 0 BB: 0 P: 11	R: 1 H: 2 E: 0 K: 1 S: 9	H: 2 LOB: 0 BB: 0 P: 13	R: 0 H: 0 E: 0 K: 0 S: 6	H: 0 LOB: 0 BB: 0 P: 9	R: 0 H: 0 E: 0 K: 0 S: 6	H: 0 LOB: 0 BB: 0 P: 8	R: 0 H: 1 E: 0 K: 1 S: 6	H: 1 LOB: 0 BB: 0 P: 11	R: 1 H: 2 E: 0 K: 1 S: 10	H: 2 LOB: 2 BB: 1 P: 18	R: 0 H: 0 E: 0 K: 0 S: 13	H: 0 LOB: 1 BB: 1 P: 19	R: 0 H: 1 E: 0 K: 1 S: 15	H: 1 LOB: 3 BB: 2 P: 27	R: 0 H: 1 E: 0 K: 0 S: 9	H: 1 LOB: 1 BB: 0 P: 19	1B: 5 2B: 3 HR: 0	SF: 0 SAC: 2 DP: 1 HBP: 0	WP: 0 PB: 0 SB: 0 CS: 1	PA: 37
PITCHER	IP	WLS	BF	H	R	ER	SO	BB	IBB	HBP	BLK	WP	HR	S	P	ERA	WHIP					
32 Derek Lowe, R ERA: 4.81	7.1		30	6	2	2	4	1	2	0	0	0	0	60	97	2.46	0.955					
34 Eric O'Flaherty, L ERA: 2.1	0.1		1	0	0	0	0	0	0	0	0	0	0	3	4	0.00	0.000					
58 Peter Moylan, R ERA: 3.51	0.0		1	0	0	0	0	1	0	0	0	0	0	3	7	∞	∞					
39 Jonny Venters, L ERA: 1.01	0.1	W	1	0	0	0	1	0	0	0	0	0	0	6	8	0.00	0.000					
13 Billy Wagner, L ERA: 1.42	1.0	S	4	1	0	0	0	0	0	0	0	0	0	9	19	0.00	1.000					

Atlanta Braves @ Minnesota Twins
Target Field, Minneapolis, MN
Sat Jun 12 2010, 6:12 PM - 8:57 PM CDT
Att: 40,001 - Drizzzie - 60 F

AB	31
R	2
H	7
RBI	2
BB	4
SO	5
LOB	16



Batter	1	2	3	4	5	6	7	8	9	AB	R	H	RBI	BB	SO	LOB	TOP				
28 John Jaso, L OBP: 0.404, SLG: 0.417	F8	13 2B SF7		F9		23 BB 18 1B	F7		F8	6	2	2	0	0	0	1					
13 Carl Crawford, L OBP: 0.353, SLG: 0.478	E6	23 E		3 S		23 BB 18 1B			K	4	3	2	1	2	1	0					
3 Evan Longoria, R OBP: 0.391, SLG: 0.573	HR	F9		L7		K				5	2	2	3	0	1	5					
23 Carlos Pena, L OBP: 0.307, SLG: 0.430	K	SF7		G4-3		18 1B				3	0	1	2	1	1	1					
18 Ben Zobrist, S OBP: 0.379, SLG: 0.445	2 2B	G6-3				1 E			G4-3	4	1	2	2	1	0	2					
2 B.J. Upton, R OBP: 0.373, SLG: 0.417	1 2B			K		1 E			F9	5	1	1	0	0	3	3					
1 Sean Rodriguez, R OBP: 0.324, SLG: 0.469	2B			F8		E1			F8	5	0	1	2	0	0	3					
15 Reid Brignac, L OBP: 0.362, SLG: 0.423	IBB					K			K	4	0	1	0	1	2	2					
14 David Price, L 50 Grant Balfour, R 9 Hank Blalock, L 31 Lance Cormier, R 16 Willy Aybar, S 21 Andy Sonnanstine, L	L5			K		K			K	3	0	0	0	0	2	5					
Inning Stats	R: 4 H: 3 E: 1 K: 1 S: 18	H: 3 LOB: 2 BB: 2 P: 34	R: 1 H: 2 E: 0 K: 0 S: 11	H: 1 LOB: 1 BB: 0 P: 19	R: 0 H: 1 E: 0 K: 2 S: 8	H: 0 LOB: 1 BB: 0 P: 10	R: 0 H: 0 E: 0 K: 0 S: 11	H: 0 LOB: 2 BB: 0 P: 18	R: 2 H: 2 E: 0 K: 2 S: 14	H: 2 LOB: 2 BB: 2 P: 27	R: 3 H: 3 E: 0 K: 0 S: 18	H: 3 LOB: 1 BB: 1 P: 29	R: 0 H: 0 E: 0 K: 1 S: 6	H: 0 LOB: 0 BB: 0 P: 9	R: 0 H: 0 E: 0 K: 2 S: 7	H: 0 LOB: 0 BB: 0 P: 9	1B: 6 2B: 4 3B: 1 HR: 1	SF: 1 SAC: 0 DP: 0 HBP: 0	WP: 0 PB: 0 SB: 2 CS: 0	PA: 47	
PITCHER	IP WLS BF H R ER SO BB IBB HBP BLK WP HR S P ERA WHIP	IP WLS BF H R ER SO BB IBB HBP BLK WP HR S P ERA WHIP	IP WLS BF H R ER SO BB IBB HBP BLK WP HR S P ERA WHIP	IP WLS BF H R ER SO BB IBB HBP BLK WP HR S P ERA WHIP	IP WLS BF H R ER SO BB IBB HBP BLK WP HR S P ERA WHIP	IP WLS BF H R ER SO BB IBB HBP BLK WP HR S P ERA WHIP	IP WLS BF H R ER SO BB IBB HBP BLK WP HR S P ERA WHIP	IP WLS BF H R ER SO BB IBB HBP BLK WP HR S P ERA WHIP	IP WLS BF H R ER SO BB IBB HBP BLK WP HR S P ERA WHIP	IP WLS BF H R ER SO BB IBB HBP BLK WP HR S P ERA WHIP	IP WLS BF H R ER SO BB IBB HBP BLK WP HR S P ERA WHIP	IP WLS BF H R ER SO BB IBB HBP BLK WP HR S P ERA WHIP	IP WLS BF H R ER SO BB IBB HBP BLK WP HR S P ERA WHIP	IP WLS BF H R ER SO BB IBB HBP BLK WP HR S P ERA WHIP	IP WLS BF H R ER SO BB IBB HBP BLK WP HR S P ERA WHIP	IP WLS BF H R ER SO BB IBB HBP BLK WP HR S P ERA WHIP	IP WLS BF H R ER SO BB IBB HBP BLK WP HR S P ERA WHIP	IP WLS BF H R ER SO BB IBB HBP BLK WP HR S P ERA WHIP	IP WLS BF H R ER SO BB IBB HBP BLK WP HR S P ERA WHIP	IP WLS BF H R ER SO BB IBB HBP BLK WP HR S P ERA WHIP	IP WLS BF H R ER SO BB IBB HBP BLK WP HR S P ERA WHIP
11 Kenshin Kawakami, R ERA: 4.42	5.0	L	27	7	5	2	6	2	1	0	0	0	0	0	1	61	100	3.60	1.800		
56 Chris Resop, R ERA: 22.5	2.0		14	5	5	5	2	3	0	0	0	0	0	0	0	32	56	22.50	4.000		
46 Craig Kimbrel, R ERA: 1.23	2.0		6	0	0	0	3	0	0	0	0	0	0	0	13	18	0.00	0.000			

Tampa Bay Rays @ Atlanta Braves
Turner Field, Atlanta, GA
Tue Jun 15 2010, 9:31 PM - 1:00 AM EDT
Att: 30,448 - Cloudy - 72 F

AB 40
R 10
H 12
RBI 10
BB 6
SO 11
LOB 22



Batter	1	2	3	4	5	6	7	8	9	AB	R	H	RBI	BB	SO	LOB	BOTTOM					
14 Martin Prado, R OBP: 0.375, SLG: 0.464	G6-3	K		22 1B		10 F7	G3-1			5	0	2	0	0	1	5						
22 Jason Heyward, L OBP: 0.389, SLG: 0.486	E3	G3		1B		1B			G4-3	5	1	2	0	0	0	3						
10 Chipper Jones, S OBP: 0.376, SLG: 0.366	F9			19 WP		K			HR	5	2	2	1	0	1	5						
25 Troy Glaus, R OBP: 0.382, SLG: 0.498	BB			K		K			BB	3	0	0	0	2	3	3						
16 Brian McCann, L OBP: 0.386, SLG: 0.411	F7			19 G4-3		K2-3			F8	3	1	1	0	1	1	3						
8 David Ross, R OBP: 0.414, SLG: 0.379				19 WP		53 1B				1	0	0	0	0	0	1						
19 Yunel Escobar, R OBP: 0.352, SLG: 0.296				G4-3		K			G4-3	5	0	2	1	0	1	3						
53 Melky Cabrera, S OBP: 0.314, SLG: 0.332				P4		1B			F9	5	0	2	1	0	0	2						
1 Gregor Blanco, L OBP: 0.529, SLG: 0.500				L7		1B			F9	4	0	2	0	1	0	0						
11 Kenshin Kawakami, R ERA: 2.31	5.0	W	27	8	3	2	7	3	0	0	0	0	0	0	1	2						
7 Brooks Conrad, S OBP: 0.277, SLG: 0.359	1.0		5	2	0	0	2	0	0	0	0	0	0	0	0	0						
56 Chris Resop, R ERA: 1.91	2.0		10	3	1	1	0	1	0	0	0	0	0	0	0	0						
20 Eric Hinske, L OBP: 0.385, SLG: 0.551	1.0		3	0	0	0	0	0	0	0	0	0	0	0	0	0						
46 Craig Kimbrel, R ERA: 4.02	3.0		6	0	0	0	0	0	0	0	0	0	0	0	0	0						
18 Brandon Hicks, R																						
Inning Stats	R: 1 H: 0 E: 0 K: 0 S: 11	H: 2 LOB: 1 BB: 1 P: 17	R: 0 H: 2 E: 0 K: 2 S: 16	H: 2 LOB: 3 BB: 1 P: 24	R: 1 H: 1 E: 0 K: 1 S: 12	H: 1 LOB: 1 BB: 1 P: 20	R: 0 H: 2 E: 0 K: 1 S: 13	H: 2 LOB: 2 BB: 0 P: 23	R: 1 H: 3 E: 0 K: 3 S: 21	H: 3 LOB: 2 BB: 0 P: 29	R: 0 H: 2 E: 0 K: 2 S: 14	H: 2 LOB: 2 BB: 0 P: 20	R: 0 H: 2 E: 0 K: 0 S: 15	H: 2 LOB: 2 BB: 0 P: 17	R: 1 H: 1 E: 0 K: 0 S: 17	H: 1 LOB: 1 BB: 1 P: 28	R: 0 H: 0 E: 0 K: 0 S: 7	H: 0 LOB: 0 BB: 0 P: 9	1B: 11 2B: 1 3B: 0 HR: 1	SF: 0 SAC: 0 DP: 0 HBP: 0	WP: 2 PB: 0 SB: 1 CS: 0	PA: 45
PITCHER	IP WLS BF H R ER SO BB IBB HBP BLK WP HR S P ERA WHIP	IP WLS BF H R ER SO BB IBB HBP BLK WP HR S P ERA WHIP	IP WLS BF H R ER SO BB IBB HBP BLK WP HR S P ERA WHIP	IP WLS BF H R ER SO BB IBB HBP BLK WP HR S P ERA WHIP	IP WLS BF H R ER SO BB IBB HBP BLK WP HR S P ERA WHIP	IP WLS BF H R ER SO BB IBB HBP BLK WP HR S P ERA WHIP	IP WLS BF H R ER SO BB IBB HBP BLK WP HR S P ERA WHIP	IP WLS BF H R ER SO BB IBB HBP BLK WP HR S P ERA WHIP	IP WLS BF H R ER SO BB IBB HBP BLK WP HR S P ERA WHIP	IP WLS BF H R ER SO BB IBB HBP BLK WP HR S P ERA WHIP	IP WLS BF H R ER SO BB IBB HBP BLK WP HR S P ERA WHIP	IP WLS BF H R ER SO BB IBB HBP BLK WP HR S P ERA WHIP	IP WLS BF H R ER SO BB IBB HBP BLK WP HR S P ERA WHIP	IP WLS BF H R ER SO BB IBB HBP BLK WP HR S P ERA WHIP	IP WLS BF H R ER SO BB IBB HBP BLK WP HR S P ERA WHIP	IP WLS BF H R ER SO BB IBB HBP BLK WP HR S P ERA WHIP	IP WLS BF H R ER SO BB IBB HBP BLK WP HR S P ERA WHIP	IP WLS BF H R ER SO BB IBB HBP BLK WP HR S P ERA WHIP	IP WLS BF H R ER SO BB IBB HBP BLK WP HR S P ERA WHIP	IP WLS BF H R ER SO BB IBB HBP BLK WP HR S P ERA WHIP	IP WLS BF H R ER SO BB IBB HBP BLK WP HR S P ERA WHIP	
14 David Price, L ERA: 2.31	5.0	W	27	8	3	2	7	3	0	0	0	0	0	0	1	2						
50 Grant Balfour, R ERA: 1.91	1.0		5	2	0	0	2	0	0	0	0	0	0	0	0	0						
31 Lance Cormier, R ERA: 3.9	2.0		10	3	1	1	0	1	0	0	0	0	0	0	0	0						
21 Andy Sonnanstine, R ERA: 4.02	1.0		3	0	0	0	0	0	0	0	0	0	0	0	0	0						

Tampa Bay Rays @ Atlanta Braves
Turner Field, Atlanta, GA
Tue Jun 15 2010, 9:31 PM - 1:00 AM EDT
Att: 30,448 - Cloudy - 72 F

AB 41
R 4
H 13
RBI 3
BB 4
SO 9
LOB 32



Batter	1	2	3	4	5	6	7	8	9	AB	R	H	RBI	BB	SO	LOB	TOP					
28 John Jaso, L OBP: 0.403, SLG: 0.423	F9		K			13 BB		FC6-4		3	0	1	0	0	1	0						
10 Kelly Shoppach, R OBP: 0.364, SLG: 0.240										1	0	0	0	0	0	1						
13 Carl Crawford, L OBP: 0.355, SLG: 0.474	F7			G4-3						2	0	0	0	2	0	0						
3 Evan Longoria, R OBP: 0.385, SLG: 0.564	G1-3			F8						4	1	0	0	0	0	3						
23 Carlos Pena, L OBP: 0.306, SLG: 0.427		E5		K						4	0	1	0	0	2	1						
18 Ben Zobrist, S OBP: 0.377, SLG: 0.442		P6								4	1	1	1	0	1	1						
2 B.J. Upton, R OBP: 0.329, SLG: 0.412																						
36 Randy Choate, L OBP: 0.291, SLG: 0.293																						
21 Andy Sonnanstine, L OBP: 0.291, SLG: 0.293																						
30 Dioner Navaro, S OBP: 0.291, SLG: 0.293																						
1 Sean Rodriguez, R OBP: 0.315, SLG: 0.455																						
8 Jason Bartlett, R OBP: 0.324, SLG: 0.326																						
15 Reid Brignac, L OBP: 0.360, SLG: 0.420																						
40 Wade Davis, R OBP: 0.316, SLG: 0.358																						
9 Hank Blalock, L OBP: 0.316, SLG: 0.358																						
35 Dan Wheeler, R OBP: 0.277, SLG: 0.396																						
16 Willy Aybar, S OBP: 0.277, SLG: 0.396																						
Inning Stats	R: 0 E: 0 K: 0 S: 6	H: 0 LOB: 0 BB: 0 P: 10	R: 0 E: 1 K: 0 S: 9	H: 1 LOB: 1 BB: 0 P: 14	R: 0 E: 0 K: 2 S: 10	H: 0 LOB: 0 BB: 0 P: 14	R: 0 E: 0 K: 1 S: 8	H: 0 LOB: 0 BB: 0 P: 11	R: 0 E: 0 K: 2 S: 10	H: 0 LOB: 0 BB: 0 P: 13	R: 0 E: 0 K: 0 S: 16	H: 2 LOB: 2 BB: 1 P: 25	R: 0 E: 0 K: 1 S: 7	H: 0 LOB: 0 BB: 0 P: 14	R: 0 E: 0 K: 2 S: 10	H: 0 LOB: 1 BB: 1 P: 15	R: 2 E: 0 K: 1 S: 11	H: 2 LOB: 1 BB: 1 P: 20	1B: 3 2B: 2 3B: 0 HR: 0	SF: 0 SAC: 0 DP: 0 HBP: 0	WP: 0 PB: 0 SB: 1 CS: 0	PA: 34
PITCHER	IP: 7.0 WLS: W BF: 24 H: 3 R: 0 ER: 0 SO: 6 BB: 1 IBB: 0 HBP: 0 BLK: 0 WP: 0 HR: 0 S: 66 P: 101 ERA: 0.00 WHIP: 0.571	IP: 0.2 WLS: 3 BF: 0 H: 0 R: 0 ER: 0 SO: 2 BB: 1 IBB: 0 HBP: 0 BLK: 0 WP: 0 HR: 7 S: 11 P: 11 ERA: 0.00 WHIP: 1.500	IP: 1.1 WLS: 7 BF: 2 H: 2 R: 2 ER: 2 SO: 1 BB: 0 IBB: 0 HBP: 0 BLK: 0 WP: 0 HR: 14 S: 24 P: 24 ERA: 13.50 WHIP: 2.250											IP: 7.0 WLS: W BF: 24 H: 3 R: 0 ER: 0 SO: 6 BB: 1 IBB: 0 HBP: 0 BLK: 0 WP: 0 HR: 0 S: 66 P: 101 ERA: 0.00 WHIP: 0.571	IP: 0.2 WLS: 3 BF: 0 H: 0 R: 0 ER: 0 SO: 2 BB: 1 IBB: 0 HBP: 0 BLK: 0 WP: 0 HR: 7 S: 11 P: 11 ERA: 0.00 WHIP: 1.500	IP: 1.1 WLS: 7 BF: 2 H: 2 R: 2 ER: 2 SO: 1 BB: 0 IBB: 0 HBP: 0 BLK: 0 WP: 0 HR: 14 S: 24 P: 24 ERA: 13.50 WHIP: 2.250						

Tampa Bay Rays @ Atlanta Braves
Turner Field, Atlanta, GA
Wed Jun 16 2010, 7:11 PM - 9:59 PM EDT
Att: 26,807 - Partly Cloudy - 88 F

AB 31
R 2
H 5
RBI 2
BB 3
SO 9
LOB 9



Batter	1	2	3	4	5	6	7	8	9	AB	R	H	RBI	BB	SO	LOB	BOTTOM			
14 Martín Prado, R OBP: 0.379, SLG: 0.470	G6-3		22 BB 16 BB	F8						5	1	3	1	0	0	0				
22 Jason Heyward, L OBP: 0.385, SLG: 0.480	F7		16 BB 25 BB							5	1	1	0	0	1	3				
10 Chipper Jones, S OBP: 0.379, SLG: 0.366										3	0	1	0	1	1	2				
58 Peter Moylan, R ERA: 3.42										0	0	0	0	0	0	0				
39 Jonny Venters, L ERA: 1.55										0	0	0	0	0	0	0				
16 Brian McCann, L OBP: 0.384, SLG: 0.413	P4		25 BB							4	1	1	1	0	0	3				
25 Troy Glaus, R OBP: 0.380, SLG: 0.494										4	0	1	2	0	2	0				
20 Eric Hinske, L OBP: 0.390, SLG: 0.579	F7									3	1	2	1	0	0	0				
1 Gregor Blanco, L OBP: 0.556, SLG: 0.533										1	1	1	0	0	0	0				
19 Yunel Escobar, R OBP: 0.355, SLG: 0.305										4	1	2	0	0	1	2				
53 Melky Cabrera, S OBP: 0.313, SLG: 0.330										4	0	1	1	0	2	1				
48 Tommy Hanson, R OBP: 0.138, SLG: 0.143										2	0	0	0	0	2	0				
18 Brandon Hicks, R OBP: 0.138, SLG: 0.143										2	0	0	0	0	1	2				
Inning Stats	R: 0 E: 0 K: 0 S: 13	H: 1 LOB: 1 BB: 0 P: 23	R: 0 E: 0 K: 2 S: 8	H: 1 LOB: 0 BB: 0 P: 12	R: 3 E: 0 K: 2 S: 17	H: 5 LOB: 2 BB: 0 P: 27	R: 0 E: 0 K: 1 S: 9	H: 0 LOB: 0 BB: 0 P: 14	R: 0 E: 0 K: 0 S: 4	H: 0 LOB: 0 BB: 0 P: 5	R: 1 E: 0 K: 3 S: 11	H: 1 LOB: 0 BB: 0 P: 17	R: 0 E: 0 K: 1 S: 7	H: 1 LOB: 2 BB: 1 P: 16	R: 2 E: 1 K: 1 S: 15	H: 4 LOB: 2 BB: 0 P: 19	1B: 9 2B: 3 3B: 0 HR: 1	SF: 0 SAC: 0 DP: 0 HBP: 0	WP: 0 PB: 0 SB: 0 CS: 0	PA: 38
PITCHER	IP: 5.0 WLS: L BF: 22 H: 7 R: 3 ER: 3 SO: 5 BB: 0 IBB: 0 HBP: 0 BLK: 0 WP: 0 HR: 0 S: 51 P: 81 ERA: 5.40 WHIP: 1.400	IP: 1.1 WLS: 6 BF: 2 H: 1 R: 1 ER: 1 SO: 3 BB: 0 IBB: 0 HBP: 0 BLK: 0 WP: 0 HR: 1 S: 13 P: 21 ERA: 6.75 WHIP: 1.500	IP: 0.2 WLS: 3 BF: 0 H: 0 R: 0 ER: 0 SO: 1 BB: 1 IBB: 0 HBP: 0 BLK: 0 WP: 0 HR: 5 S: 12 P: 12 ERA: 0.00 WHIP: 0.000	IP: 1.0 WLS: 7 BF: 4 H: 2 R: 2 ER: 2 SO: 1 BB: 0 IBB: 0 HBP: 0 BLK: 0 WP: 0 HR: 15 S: 19 P: 19 ERA: 18.00 WHIP: 4.000											IP: 5.0 WLS: L BF: 22 H: 7 R: 3 ER: 3 SO: 5 BB: 0 IBB: 0 HBP: 0 BLK: 0 WP: 0 HR: 0 S: 51 P: 81 ERA: 5.40 WHIP: 1.400	IP: 1.1 WLS: 6 BF: 2 H: 1 R: 1 ER: 1 SO: 3 BB: 0 IBB: 0 HBP: 0 BLK: 0 WP: 0 HR: 1 S: 13 P: 21 ERA: 6.75 WHIP: 1.500	IP: 0.2 WLS: 3 BF: 0 H: 0 R: 0 ER: 0 SO: 1 BB: 1 IBB: 0 HBP: 0 BLK: 0 WP: 0 HR: 5 S: 12 P: 12 ERA: 0.00 WHIP: 0.000	IP: 1.0 WLS: 7 BF: 4 H: 2 R: 2 ER: 2 SO: 1 BB: 0 IBB: 0 HBP: 0 BLK: 0 WP: 0 HR: 15 S: 19 P: 19 ERA: 18.00 WHIP: 4.000		

Tampa Bay Rays @ Atlanta Braves
Turner Field, Atlanta, GA
Wed Jun 16 2010, 7:11 PM - 9:59 PM EDT
Att: 26,807 - Partly Cloudy - 88 F

AB 37
R 6
H 13
RBI 6
BB 1
SO 10
LOB 13



Batter	1	2	3	4	5	6	7	8	9	AB	R	H	RBI	BB	SO	LOB	TOP										
15 Reid Brignac, L (1, 6) OBP: 0.353, SLG: 0.412	G3			G4-3	G1-3			K		3	0	0	0	0	0	2	Tampa Bay Rays @ Atlanta Braves Turner Field, Atlanta, GA Thu Jun 17 2010, 7:36 PM - 9:59 PM EDT Att: 30,427 - Cloudy - 79 F										
8 Jason Bartlett, R (8, PH) OBP: 0.322, SLG: 0.324										1	0	0	0	0	1	0											
13 Carl Crawford, L (1, 7) OBP: 0.397, SLG: 0.470	G5-3			G6-3				G6-3		2	1	0	0	2	0	0											
3 Evan Longoria, R (1, 5) OBP: 0.385, SLG: 0.557	G6-3			G6-3						3	0	0	0	1	1	2											
23 Carlos Pena, L (1, 3) OBP: 0.309, SLG: 0.425								G6-3		3	0	1	1	1	1	1											
18 Ben Zobrist, S (1, 9) OBP: 0.375, SLG: 0.439				G3-6-3	G3-1					4	0	1	0	0	0	2											
2 B.J. Upton, R (1, 8) OBP: 0.324, SLG: 0.404										4	0	0	0	0	2	1											
1 Sean Rodriguez, R (1, 4) OBP: 0.306, SLG: 0.442										4	0	0	0	0	1	1											
30 Dioner Navarro, S (1, 2) OBP: 0.301, SLG: 0.297										2	0	1	0	1	1	0											
33 James Shields, R (1, 1) OBP: 0.500, SLG: 0.500										2	0	1	0	0	0	0											
16 Willy Aybar, S (7, PH) OBP: 0.274, SLG: 0.393										1	0	0	0	0	0	2											
50 Grant Balfour, R (7, 1) OBP: 0.274, SLG: 0.393										0	0	0	0	0	0	0											
53 Joaquin Benoit, R (8, 1) OBP: 0.274, SLG: 0.393										0	0	0	0	0	0	0											
Inning Stats	R: 0 E: 0 K: 0 S: 7	H: 0 LOB: 0 BB: 0 P: 11	R: 0 E: 1 K: 0 S: 6	H: 0 LOB: 0 BB: 1 P: 13	R: 0 E: 0 K: 2 S: 8	H: 0 LOB: 0 BB: 0 P: 11	R: 1 E: 0 K: 0 S: 6	H: 1 LOB: 1 BB: 1 P: 12	R: 0 E: 0 K: 2 S: 9	H: 2 LOB: 2 BB: 0 P: 15	R: 0 E: 0 K: 2 S: 9	H: 0 LOB: 0 BB: 1 P: 18	R: 0 E: 0 K: 1 S: 12	H: 1 LOB: 2 BB: 1 P: 23	R: 0 E: 0 K: 1 S: 9	H: 0 LOB: 1 BB: 1 P: 17	R: 0 E: 0 K: 1 S: 6	H: 0 LOB: 0 BB: 0 P: 6	1B: 4 2B: 0 3B: 0 HR: 0	SF: 0 SAC: 0 DP: 1 HBP: 0	WP: 0 PB: 0 SB: 0 CS: 1	PA: 35					
PITCHER	IP	WLS	BF	H	R	ER	SO	BB	IBB	HBP	BLK	WP	HR	S	P	ERA	WHIP										
15 Tim Hudson, R (1, 1) ERA: 2.34	7.0	W	27	4	1	1	5	4	0	0	0	0	0	58	103	1.29	1.143										
39 Jonny Venters, L (8, 1) ERA: 1.5	1.0	H	4	0	0	0	1	1	0	0	0	0	0	9	17	0.00	1.000										
13 Billy Wagner, L (9, 1) ERA: 1.37	1.0	S	3	0	0	0	1	0	0	0	0	0	0	6	6	0.00	0.000										

Batter	1	2	3	4	5	6	7	8	9	AB	R	H	RBI	BB	SO	LOB	BOTTOM										
14 Martin Prado, R (1, 4) OBP: 0.377, SLG: 0.467	G5-3							G4-3		4	1	1	0	0	1	0	Tampa Bay Rays @ Atlanta Braves Turner Field, Atlanta, GA Thu Jun 17 2010, 7:36 PM - 9:59 PM EDT Att: 30,427 - Cloudy - 79 F										
7 Brooks Conrad, S (1, 5) OBP: 0.310, SLG: 0.519	G3-1									3	0	0	0	0	1	0											
22 Jason Heyward, L (1, 9) OBP: 0.383, SLG: 0.489	K									4	1	1	1	0	3	2											
16 Brian McCann, L (1, 2) OBP: 0.388, SLG: 0.414										2	0	1	0	1	0	0											
25 Troy Glaus, R (1, 3) OBP: 0.380, SLG: 0.496										3	0	1	2	0	0	1											
20 Eric Hinske, L (1, 7) OBP: 0.381, SLG: 0.565										3	0	0	0	0	0	3											
1 Gregor Blanco, L (7, 8) OBP: 0.556, SLG: 0.533										0	0	0	0	0	0	0											
19 Yunel Escobar, R (1, 6) OBP: 0.354, SLG: 0.302										2	0	0	0	1	0	1											
53 Melky Cabrera, S (7, 7) OBP: 0.308, SLG: 0.325										3	0	0	0	0	0	1											
15 Tim Hudson, R (1, 1) OBP: 0.273, SLG: 0.333										2	1	1	0	0	0	0											
18 Brandon Hicks, R (7, PH) OBP: 0.274, SLG: 0.393										1	0	0	0	0	0	0											
39 Jonny Venters, L (8, 1) OBP: 0.274, SLG: 0.393										0	0	0	0	0	0	0											
13 Billy Wagner, L (9, 1) OBP: 0.274, SLG: 0.393										0	0	0	0	0	0	0											
Inning Stats	R: 0 E: 0 K: 1 S: 8	H: 1 LOB: 1 BB: 0 P: 9	R: 0 E: 0 K: 0 S: 8	H: 1 LOB: 0 BB: 0 P: 13	R: 0 E: 0 K: 1 S: 14	H: 0 LOB: 0 BB: 0 P: 19	R: 1 E: 0 K: 0 S: 9	H: 1 LOB: 0 BB: 0 P: 14	R: 0 E: 0 K: 1 S: 9	H: 3 LOB: 2 BB: 1 P: 16	R: 0 E: 0 K: 0 S: 9	H: 0 LOB: 0 BB: 1 P: 15	R: 0 E: 0 K: 2 S: 8	H: 0 LOB: 0 BB: 0 P: 10	R: 0 E: 0 K: 2 S: 8	H: 0 LOB: 0 BB: 0 P: 6	1B: 3 2B: 2 3B: 0 HR: 1	SF: 0 SAC: 1 DP: 1 HBP: 0	WP: 0 PB: 0 SB: 0 CS: 0	PA: 30							
PITCHER	IP	WLS	BF	H	R	ER	SO	BB	IBB	HBP	BLK	WP	HR	S	P	ERA	WHIP										
33 James Shields, R (1, 1) ERA: 4.55	6.0	L	24	5	3	3	3	0	1	0	0	0	0	55	82	4.50	0.833										
50 Grant Balfour, R (7, 1) ERA: 1.84	1.0		3	0	0	0	0	1	0	0	0	0	0	9	15	0.00	1.000										
53 Joaquin Benoit, R (8, 1) ERA: 0.54	1.0		3	0	0	0	2	0	0	0	0	0	0	8	10	0.00	0.000										

AB 29
R 1
H 4
RBI 1
BB 5
SO 7
LOB 11




AB 27
R 3
H 5
RBI 3
BB 2
SO 5
LOB 8



Batter	1	2	3	4	5	6	7	8	9	AB	R	H	RBI	BB	SO	LOB	TOP			
22 Scott Podsednik, L (1.7) OBP: 0.332, SLG: 0.357										4	1	0	0	1	1	3				
18 Jason Kendall, R (1.2) OBP: 0.326, SLG: 0.318										4	0	1	1	1	0	2				
9 David DeJesus, L (1.8) OBP: 0.399, SLG: 0.482										3	1	1	0	0	0	1				
16 Billy Butler, R (1.3) OBP: 0.393, SLG: 0.504										3	1	1	1	1	0	2				
6 Jose Guillen, R (1.9) OBP: 0.333, SLG: 0.477										4	0	1	1	0	1	2				
13 Alberto Callaspo, S (1.5) OBP: 0.299, SLG: 0.434										4	1	2	0	0	0	2				
13 Mike Aviles, R (1.4) OBP: 0.338, SLG: 0.404										4	0	1	0	0	1	2	AB 33			
3 Yuniesky Betancourt, R (1.6) OBP: 0.299, SLG: 0.409										4	0	0	0	0	1	2	R 4			
19 Brian Bannister, R (1.1) OBP: 0.333, SLG: 0.667										1	0	0	0	0	0	0	H 8			
17 Chris Getz, L (5. PH)										1	0	0	0	0	0	0	RBI 4			
53 Kanekoa Texeira, R (5.1)										0	0	0	0	0	0	0	BB 3			
31 Dusty Hughes, L (6.1)										0	0	0	0	0	0	0	SO 6			
24 Wilson Betemit, S (7. PH)										0	0	0	0	0	0	0	LOB 16			
47 Victor Marte, R (7.1)										0	0	0	0	0	0	0				
3 Bryan Peña, S (9. PH)										0	0	0	0	0	0	0				
Inning Stats	R: 0 E: 0 K: 0 S: 6	H: 0 LOB: 0 BB: 0 P: 9	R: 0 E: 0 K: 0 S: 5	H: 0 LOB: 1 BB: 1 P: 12	R: 1 E: 0 K: 0 S: 8	H: 1 LOB: 1 BB: 1 P: 15	R: 1 E: 0 K: 1 S: 9	H: 2 LOB: 2 BB: 0 P: 13	R: 0 E: 0 K: 1 S: 10	H: 0 LOB: 0 BB: 0 P: 13	R: 1 E: 0 K: 1 S: 10	H: 3 LOB: 2 BB: 0 P: 14	R: 1 E: 0 K: 0 S: 6	H: 2 LOB: 0 BB: 0 P: 10	R: 0 E: 0 K: 2 S: 15	H: 0 LOB: 1 BB: 1 P: 24	1B: 6 2B: 1 3B: 0 HR: 1	SF: 0 SAC: 0 DP: 2 HBP: 1	WP: 0 PB: 0 SB: 1 CS: 0	PA: 37
PITCHER	IP WLS BF H R ER SO BB IBB HBP BLK WP HR S P ERA WHIP																			
32 Derek Lowe, R (1.1) ERA: 4.77	6.1 W 27 6 3 3 3 2 0 1 0 0 1 52 86 4.26 1.263																			
34 Eric O'Flaherty, L (7.1) ERA: 2.33	0.2 H 3 1 1 1 1 0 0 0 0 0 0 5 6 13.50 1.500																			
58 Peter Moylan, R (8.1) ERA: 3.29	1.0 H 3 1 0 0 0 0 0 0 0 0 0 5 8 0.00 1.000																			
13 Billy Wagner, L (9.1) ERA: 1.32	1.0 S 4 0 0 0 2 1 0 0 0 0 0 0 15 24 0.00 1.000																			

Kansas City Royals @ Atlanta Braves
Turner Field, Atlanta, GA
Fri Jun 18 2010, 7:36 PM - 10:17 PM EDT
Att: 29,808 - Partly Cloudy - 84 F


AB 33
R 4
H 8
RBI 4
BB 3
SO 6
LOB 16



Batter	1	2	3	4	5	6	7	8	9	AB	R	H	RBI	BB	SO	LOB	BOTTOM			
14 Martin Prado, R (1.4) OBP: 0.378, SLG: 0.469										5	0	2	0	0	0	3				
22 Jason Heyward, L (1.9) OBP: 0.381, SLG: 0.483										3	0	0	0	1	2	3				
10 Chipper Jones, S (1.5) OBP: 0.380, SLG: 0.367										2	0	1	2	1	0	1				
16 Brian McCann, L (1.2) OBP: 0.381, SLG: 0.405										4	0	0	0	0	1	6				
25 Troy Glaus, R (1.3) OBP: 0.374, SLG: 0.487										4	0	0	0	0	1	1				
20 Eric Hinske, L (1.7) OBP: 0.385, SLG: 0.559										3	2	1	0	1	0	0				
1 Gregor Blanco, L (8.8) OBP: 0.556, SLG: 0.533										0	0	0	0	0	0	0				
19 Yunel Escobar, R (1.6) OBP: 0.357, SLG: 0.303										3	2	1	0	1	0	0	AB 31			
53 Melky Cabrera, S (1.8) OBP: 0.317, SLG: 0.338										4	2	3	1	0	0	0	R 6			
32 Derek Lowe, R (1.1) OBP: 0.208, SLG: 0.182										2	0	1	2	0	1	1	H 9			
34 Eric O'Flaherty, L (7.1) ERA: 4.18										0	0	0	0	0	0	0	RBI 5			
58 Peter Moylan, R (8.1) ERA: 3.33										0	0	0	0	0	0	0	BB 4			
4 Omar Infante, R (8. PH) OBP: 0.349, SLG: 0.384										0	0	0	0	0	0	0	SO 6			
13 Billy Wagner, L (9.1) ERA: 3.24										0	0	0	0	0	0	0	LOB 15			
Inning Stats	R: 0 E: 0 K: 1 S: 8	H: 1 LOB: 1 BB: 0 P: 16	R: 2 E: 0 K: 0 S: 13	H: 2 LOB: 1 BB: 1 P: 25	R: 0 E: 0 K: 0 S: 8	H: 0 LOB: 1 BB: 1 P: 14	R: 3 E: 0 K: 1 S: 17	H: 4 LOB: 2 BB: 1 P: 28	R: 0 E: 0 K: 0 S: 12	H: 0 LOB: 0 BB: 0 P: 17	R: 1 E: 0 K: 2 S: 17	H: 2 LOB: 2 BB: 1 P: 28	R: 0 E: 0 K: 1 S: 7	H: 0 LOB: 0 BB: 0 P: 10	R: 0 E: 0 K: 1 S: 9	H: 0 LOB: 0 BB: 0 P: 14	1B: 7 2B: 2 3B: 0 HR: 0	SF: 1 SAC: 1 DP: 0 HBP: 0	WP: 2 PB: 0 SB: 0 CS: 0	PA: 37
PITCHER	IP WLS BF H R ER SO BB IBB HBP BLK WP HR S P ERA WHIP																			
19 Brian Bannister, R (1.1) ERA: 5.7	4.0 L 22 7 2 5 2 3 0 0 0 0 0 26 41 5.40 1.800																			
53 Kanekoa Texeira, R (5.1) ERA: 4.18	1.2 8 2 1 1 1 1 0 0 0 0 0 26 41 5.40 1.800																			
31 Dusty Hughes, L (6.1) ERA: 3.33	0.1 1 0 0 0 1 0 0 0 0 0 0 3 4 0.00 0.000																			
47 Victor Marte, R (7.1) ERA: 3.24	2.0 6 0 0 0 2 0 0 0 0 0 0 16 24 0.00 0.000																			

Kansas City Royals @ Atlanta Braves
Turner Field, Atlanta, GA
Fri Jun 18 2010, 7:36 PM - 10:17 PM EDT
Att: 29,808 - Partly Cloudy - 84 F

AB 31
R 6
H 9
RBI 5
BB 4
SO 6
LOB 15



Batter	1	2	3	4	5	6	7	8	9	AB	R	H	RBI	BB	SO	LOB	TOP					
22 Scott Podsednik, L (1.7) OBP: 0.330, SLG: 0.355										4	0	1	2	0	1	1	Kansas City Royals @ Atlanta Braves Turner Field, Atlanta, GA Sat Jun 19 2010, 7:11 PM - 9:44 PM EDT Att: 39,109 - Cloudy - 79 F					
18 Jason Kendall, R (1.2) OBP: 0.326, SLG: 0.315										5	0	1	2	0	0	2						
9 David DeJesus, L (1.8) OBP: 0.403, SLG: 0.494										4	0	3	0	0	0	0						
16 Billy Butler, R (1.3) OBP: 0.388, SLG: 0.496										4	0	0	0	0	0	4						
6 Jose Guillen, R (1.9) OBP: 0.336, SLG: 0.475										3	0	1	0	1	2	1						
13 Alberto Callaspo, S (1.5) OBP: 0.298, SLG: 0.431										4	0	1	0	0	0	3						
13 Mike Aviles, R (1.4) OBP: 0.342, SLG: 0.403										3	2	1	0	1	1	2						
3 Yuniesky Betancourt, R (1.6) OBP: 0.298, SLG: 0.411										4	2	1	0	0	1	3						
23 Zack Greinke, R (1.1)										2	0	0	0	0	1	2						
38 Blake Wood, R (8.1)										0	0	0	0	0	0	0						
8 Willie Bloomquist, R (9.PH)										1	0	0	0	0	0	0						
51 Robinson Tejeda, R (9.1)										0	0	0	0	0	0	0						
Inning Stats	R: 0 E: 0 K: 0 S: 10	H: 1 LOB: 1 BB: 0 P: 18	R: 0 E: 0 K: 2 S: 10	H: 1 LOB: 1 BB: 0 P: 13	R: 0 E: 0 K: 2 S: 8	H: 0 LOB: 0 BB: 0 P: 11	R: 0 E: 0 K: 0 S: 9	H: 0 LOB: 1 BB: 1 P: 21	R: 2 E: 0 K: 1 S: 7	H: 1 LOB: 1 BB: 0 P: 8	R: 2 E: 0 K: 0 S: 15	H: 4 LOB: 2 BB: 0 P: 20	R: 0 E: 0 K: 1 S: 8	H: 1 LOB: 0 BB: 0 P: 12	R: 0 E: 0 K: 0 S: 6	H: 1 LOB: 0 BB: 0 P: 8	1B: 6 2B: 3 3B: 0 HR: 0	SF: 1 SAC: 1 DP: 1 HBP: 0	WP: 0 PA: 39 PB: 0 SB: 0 CS: 1			
PITCHER	IP WLS BF H R ER SO BB IBB HBP BLK WP HR S P ERA WHIP																					
54 Kris Medlen, R (1.1) ERA: 3.33	6.1	B	27	5	4	3	5	2	0	0	0	0	0	0	0	0	0	0	60	98	4.26	1.105
34 Eric O'Flaherty, L (7.1) ERA: 2.39	0.1	B	3	2	0	0	0	0	0	0	0	0	0	0	0	0	0	0	5	5	0.00	6.000
58 Peter Moylan, R (7.1) ERA: 3.25	0.1	B	1	0	0	0	0	0	0	0	0	0	0	0	0	0	0	0	2	4	0.00	0.000
39 Jonny Venters, L (8.1) ERA: 1.45	1.0	W	4	1	0	0	1	0	0	0	0	0	0	0	0	0	0	0	8	12	0.00	1.000
13 Billy Wagner, L (9.1) ERA: 1.27	1.0	W	3	1	0	0	0	0	0	0	0	0	0	0	0	0	0	0	6	8	0.00	1.000

Batter	1	2	3	4	5	6	7	8	9	AB	R	H	RBI	BB	SO	LOB	BOTTOM						
14 Martin Prado, R (1.4) OBP: 0.379, SLG: 0.473										4	1	2	0	0	0	1	Kansas City Royals @ Atlanta Braves Turner Field, Atlanta, GA Sat Jun 19 2010, 7:11 PM - 9:44 PM EDT Att: 39,109 - Cloudy - 79 F						
22 Jason Heyward, L (1.9) OBP: 0.379, SLG: 0.479										4	1	1	0	0	0	2							
10 Chipper Jones, S (1.5) OBP: 0.382, SLG: 0.370										4	1	2	1	0	2	1							
16 Brian McCann, L (1.2) OBP: 0.379, SLG: 0.418										4	1	1	1	0	1	4							
25 Troy Glaus, R (1.3) OBP: 0.372, SLG: 0.496										4	1	1	2	0	0	1							
20 Eric Hinske, L (1.7) OBP: 0.377, SLG: 0.546										3	0	0	0	0	1	2							
1 Gregor Blanco, L (7.8) OBP: 0.556, SLG: 0.533										0	0	0	0	0	0	0							
19 Yunel Escobar, R (1.6) OBP: 0.352, SLG: 0.298										3	0	0	0	0	0	0							
53 Melky Cabrera, S (7.7) OBP: 0.317, SLG: 0.338										3	0	1	0	0	1	0							
54 Kris Medlen, S (1.1) ERA: 3.94										2	0	0	0	0	1	1							
34 Eric O'Flaherty, L (7.1) ERA: 2.35										0	0	0	0	0	0	0							
58 Peter Moylan, R (7.1) ERA: 3.25										0	0	0	0	0	0	0							
7 Brooks Conrad, S (7.PH) ERA: 2.95										1	0	0	0	0	0	0							
39 Jonny Venters, L (8.1) ERA: 1.45										0	0	0	0	0	0	0							
13 Billy Wagner, L (9.1) ERA: 1.27										0	0	0	0	0	0	0							
Inning Stats	R: 2 E: 1 K: 1 S: 13	H: 2 LOB: 1 BB: 0 P: 19	R: 0 E: 0 K: 1 S: 6	H: 0 LOB: 0 BB: 0 P: 9	R: 0 E: 0 K: 1 S: 9	H: 0 LOB: 0 BB: 0 P: 16	R: 1 E: 0 K: 0 S: 9	H: 1 LOB: 0 BB: 0 P: 14	R: 0 E: 0 K: 0 S: 5	H: 1 LOB: 0 BB: 0 P: 9	R: 1 E: 0 K: 1 S: 11	H: 2 LOB: 1 BB: 0 P: 17	R: 0 E: 0 K: 1 S: 11	H: 0 LOB: 0 BB: 0 P: 17	R: 0 E: 0 K: 1 S: 10	H: 1 LOB: 1 BB: 0 P: 16	R: 1 E: 0 K: 0 S: 3	H: 1 LOB: 0 BB: 0 P: 4	1B: 5 2B: 1 3B: 0 HR: 2	SF: 0 SAC: 0 DP: 1 HBP: 0	WP: 0 PA: 32 PB: 1 SB: 0 CS: 0		
PITCHER	IP WLS BF H R ER SO BB IBB HBP BLK WP HR S P ERA WHIP																						
23 Zack Greinke, R (1.1) ERA: 3.94	7.0	L	27	6	4	3	5	0	0	0	0	0	0	0	0	0	0	0	64	101	3.86	0.857	
38 Blake Wood, R (8.1) ERA: 2.95	1.0	L	4	1	0	0	1	0	0	0	0	0	0	0	0	0	0	0	10	16	0.00	1.000	
51 Robinson Tejeda, R (9.1) ERA: 4.18	0.0	L	1	1	1	1	0	0	0	0	0	0	0	0	0	0	0	0	1	3	4	∞	∞

Batter	1	2	3	4	5	6	7	8	9	AB	R	H	RBI	BB	SO	LOB	TOP					
9 David DeJesus, L (1.7) OBP: 0.400, SLG: 0.492										5	0	1	0	0	2	6	Kansas City Royals @ Atlanta Braves Turner Field, Atlanta, GA Sun Jun 20 2010, 1:38 PM - 4:49 PM EDT Att: 30,072 - Sunny - 91 F					
13 Mike Aviles, R (1.6) OBP: 0.338, SLG: 0.396										5	1	1	0	0	1	5						
16 Billy Butler, R (1.3) OBP: 0.385, SLG: 0.491										5	1	1	0	0	1	4						
6 Jose Guillen, R (1.9) OBP: 0.337, SLG: 0.473										5	2	2	1	0	2	1						
13 Alberto Callaspo, S (1.5) OBP: 0.300, SLG: 0.431										5	1	2	0	0	0	3						
12 Mitch Maier, L (1.8) OBP: 0.345, SLG: 0.368										5	0	1	1	0	1	4						
3 Brayan Peña, S (1.2) OBP: 0.310, SLG: 0.217										4	0	1	1	1	0	3						
17 Chris Getz, L (1.4) OBP: 0.284, SLG: 0.228										4	0	2	2	0	1	1						
34 Kyle Davies, R (1.1) OBP: 0.284, SLG: 0.228										1	0	0	0	0	0	2						
47 Victor Marte, R (5.1) OBP: 0.338, SLG: 0.491										0	0	0	0	0	0	0						
24 Wilson Betemit, S (6.1) OBP: 0.338, SLG: 0.491										0	0	0	0	0	0	0						
40 Kyle Farnsworth, R (6.1) OBP: 0.338, SLG: 0.491										0	0	0	0	0	0	0						
22 Scott Podsednik, L (8.1) OBP: 0.338, SLG: 0.491										0	0	0	0	0	0	0						
38 Blake Wood, R (8.1) OBP: 0.338, SLG: 0.491										0	0	0	0	0	0	0						
Inning Stats	R: 0 E: 0 K: 1 S: 7	H: 0 LOB: 0 BB: 0 P: 9	R: 2 E: 1 K: 0 S: 12	H: 3 LOB: 2 BB: 0 P: 16	R: 3 E: 0 K: 0 S: 19	H: 5 LOB: 2 BB: 0 P: 27	R: 0 E: 0 K: 2 S: 9	H: 1 LOB: 0 BB: 0 P: 13	R: 0 E: 0 K: 0 S: 9	H: 0 LOB: 0 BB: 0 P: 16	R: 0 E: 0 K: 1 S: 9	H: 0 LOB: 1 BB: 1 P: 16	R: 0 E: 0 K: 0 S: 10	H: 1 LOB: 1 BB: 0 P: 17	R: 0 E: 1 K: 2 S: 14	H: 0 LOB: 3 BB: 2 P: 27	R: 0 E: 0 K: 2 S: 13	H: 1 LOB: 1 BB: 0 P: 17	1B: 9 2B: 2 3B: 0 HR: 0	SF: 0 SAC: 1 DP: 0 HBP: 0	WP: 0 PB: 1 SB: 0 CS: 0	PA: 43
PITCHER	IP WLS BF H R ER SO BB IBB HBP BLK WP HR S P ERA WHIP																					
11 Kenshin Kawakami, R (1.1) ERA: 4.78	2.0	13	6	5	4	1	0	0	0	0	0	0	0	25	36	18.00	3.000					
50 Cristian Martinez, R (3.1) ERA: 2.35	3.0	12	3	0	0	2	0	0	0	0	0	0	0	31	45	0.00	1.000					
34 Eric O'Flaherty, L (6.1) ERA: 2.28	1.0	4	0	0	0	1	0	0	0	0	0	0	0	9	16	0.00	1.000					
58 Peter Moylan, R (7.1) ERA: 3.14	1.0	4	1	0	0	0	0	0	0	0	0	0	0	10	17	0.00	1.000					
46 Craig Kimbrel, R (8.1) ERA: 1.98	1.0	W	6	0	0	2	2	0	0	0	0	0	0	14	27	0.00	2.000					
PITCHER	IP WLS BF H R ER SO BB IBB HBP BLK WP HR S P ERA WHIP																					
13 Billy Wagner, L (9.1) ERA: 1.23	1.0	S	4	1	0	0	2	0	0	0	0	0	0	0	0	0	0.00	1.000				

AB	39
R	5
H	11
RBI	5
BB	3
SO	8
LOB	29



Batter	1	2	3	4	5	6	7	8	9	AB	R	H	RBI	BB	SO	LOB	BOTTOM	
14 Martin Prado, R (1.4) OBP: 0.380, SLG: 0.470										4	1	1	0	1	1	0	Kansas City Royals @ Atlanta Braves Turner Field, Atlanta, GA Sun Jun 20 2010, 1:38 PM - 4:49 PM EDT Att: 30,072 - Sunny - 91 F	
22 Jason Heyward, L (1.9) OBP: 0.383, SLG: 0.481										3	2	1	0	2	1	1		
10 Chipper Jones, S (1.5) OBP: 0.391, SLG: 0.386										3	2	2	3	2	0	0		
25 Troy Glaus, R (1.3) OBP: 0.380, SLG: 0.494										1	2	0	0	4	0	2		
19 Yunel Escobar, R (9.6) OBP: 0.352, SLG: 0.298										0	0	0	0	0	0	0		
20 Eric Hinske, L (1.7) OBP: 0.377, SLG: 0.548										5	0	2	2	0	2	5		
18 Brandon Hicks, R (8.1) OBP: 0.338, SLG: 0.491										0	1	0	0	0	0	0		
53 Melky Cabrera, S (1.8) OBP: 0.318, SLG: 0.337										4	0	1	1	1	0	5		
4 Omar Infante, R (1.6) OBP: 0.351, SLG: 0.392										5	0	2	2	0	1	3		
8 David Ross, R (1.2) OBP: 0.405, SLG: 0.361										3	0	0	0	1	2	3		
11 Kenshin Kawakami, R (1.1) ERA: 4.78	2.3	13	6	5	4	1	0	0	0	0	0	0	0	25	36	18.00	3.000	
50 Cristian Martinez, R (3.1) ERA: 2.35	3.0	12	3	0	0	2	0	0	0	0	0	0	0	31	45	0.00	1.000	
34 Eric O'Flaherty, L (6.1) ERA: 2.28	1.0	4	0	0	0	1	0	0	0	0	0	0	0	9	16	0.00	1.000	
58 Peter Moylan, R (7.1) ERA: 3.14	1.0	4	1	0	0	0	0	0	0	0	0	0	0	10	17	0.00	1.000	
46 Craig Kimbrel, R (8.1) ERA: 1.98	1.0	W	6	0	0	2	2	0	0	0	0	0	0	14	27	0.00	2.000	
PITCHER	IP WLS BF H R ER SO BB IBB HBP BLK WP HR S P ERA WHIP																	
34 Kyle Davies, R (1.1) ERA: 6.15	4.1	24	4	4	4	0	0	0	0	0	0	0	0	6	12	0.00	1.500	
47 Victor Marte, R (5.1) ERA: 3.12	0.2	3	0	0	0	0	1	0	0	0	0	0	0	6	12	0.00	1.500	
40 Kyle Farnsworth, R (6.1) ERA: 2.51	2.0	B	9	2	1	1	3	1	0	0	0	0	0	19	32	4.50	1.500	
38 Blake Wood, R (8.1) ERA: 4.19	1.0	L	7	3	3	3	0	2	0	0	0	0	0	8	17	27.00	5.000	
PITCHER	IP WLS BF H R ER SO BB IBB HBP BLK WP HR S P ERA WHIP																	
13 Billy Wagner, L (9.1) ERA: 1.23	1.0	S	4	1	0	0	2	0	0	0	0	0	0	0	0	0	0.00	1.000

AB	32
R	8
H	9
RBI	8
BB	11
SO	9
LOB	24



Batter	1	2	3	4	5	6	7	8	9	AB	R	H	RBI	BB	SO	LOB	TOP						
14 Martín Prado, R OBP: 0.375, SLG: 0.479										4	0	0	0	0	1	2	Atlanta Braves @ Chicago White Sox U.S. Cellular Field, Chicago, IL Wed Jun 23 2010, 10:00 PM - 12:19 AM EDT Att: 27,561 - Overcast - 68 F						
22 Jason Heyward, L OBP: 0.376, SLG: 0.470										4	0	1	0	0	2	2							
10 Chipper Jones, S OBP: 0.387, SLG: 0.380										4	0	1	0	0	1	1							
25 Troy Glaus, R OBP: 0.376, SLG: 0.488										3	1	1	0	1	1	1							
16 Brian McCann, L OBP: 0.379, SLG: 0.436										4	0	2	0	0	0	1							
19 Yunel Escobar, R OBP: 0.377, SLG: 0.302										3	1	1	0	1	1	3							
53 Melky Cabrera, S OBP: 0.329, SLG: 0.344										4	0	3	1	0	0	3							
4 Omar Infante, R OBP: 0.335, SLG: 0.373										3	0	0	0	0	0	5							
8 David Ross, R OBP: 0.403, SLG: 0.359										3	0	1	1	0	0	0							
20 Eric Hinske, L OBP: 0.375, SLG: 0.544										1	0	0	0	0	0	0							
Inning Stats	R: 0 E: 0 K: 0 S: 4	H: 1 LOB: 0 BB: 0 P: 5	R: 1 E: 0 K: 0 S: 10	H: 3 LOB: 1 BB: 0 P: 16	R: 0 E: 0 K: 0 S: 9	H: 0 LOB: 0 BB: 0 P: 13	R: 0 E: 0 K: 2 S: 14	H: 0 LOB: 0 BB: 0 P: 20	R: 1 E: 0 K: 2 S: 14	H: 3 LOB: 2 BB: 0 P: 21	R: 0 E: 0 K: 0 S: 12	H: 2 LOB: 3 BB: 0 P: 22	R: 0 E: 0 K: 1 S: 7	H: 0 LOB: 0 BB: 0 P: 12	R: 0 E: 0 K: 1 S: 8	H: 0 LOB: 1 BB: 1 P: 16	R: 0 E: 0 K: 0 S: 4	H: 1 LOB: 0 BB: 0 P: 4	1B: 8 2B: 2 3B: 0 HR: 0	SF: 0 SAC: 1 DP: 2 HBP: 0	WP: 0 PB: 0 SB: 0 CS: 0	PA: 36	
PITCHER	IP WLS BF ERA WHIP	IP WLS BF ERA WHIP	IP WLS BF ERA WHIP	IP WLS BF ERA WHIP	IP WLS BF ERA WHIP	IP WLS BF ERA WHIP	IP WLS BF ERA WHIP	IP WLS BF ERA WHIP	IP WLS BF ERA WHIP	IP WLS BF ERA WHIP	IP WLS BF ERA WHIP	IP WLS BF ERA WHIP	IP WLS BF ERA WHIP	IP WLS BF ERA WHIP	IP WLS BF ERA WHIP	IP WLS BF ERA WHIP	IP WLS BF ERA WHIP	IP WLS BF ERA WHIP	IP WLS BF ERA WHIP	IP WLS BF ERA WHIP	IP WLS BF ERA WHIP	IP WLS BF ERA WHIP	IP WLS BF ERA WHIP
56 Mark Buehrle, L ERA: 4.6	6.0	W	26	9	2	2	4	1	0	0	0	0	0	0	0	0	0	0	0	63	97	3.00	1.667
40 J.J. Putz, R ERA: 2.1	1.0	H	3	0	0	0	1	0	0	0	0	0	0	0	0	0	0	0	7	12	0.00	0.000	
37 Matt Thornton, L ERA: 3.23	1.0	H	4	0	0	0	1	1	0	0	0	0	0	0	0	0	0	0	8	16	0.00	1.000	
45 Bobby Jenks, R ERA: 4.18	1.0	S	3	1	0	0	0	0	0	0	0	0	0	0	0	0	0	0	4	4	0.00	1.000	

Batter	1	2	3	4	5	6	7	8	9	AB	R	H	RBI	BB	SO	LOB	BOTTOM						
1 Juan Pierre, L OBP: 0.312, SLG: 0.274										4	0	0	0	0	0	0	Atlanta Braves @ Chicago White Sox U.S. Cellular Field, Chicago, IL Wed Jun 23 2010, 10:00 PM - 12:19 AM EDT Att: 27,561 - Overcast - 68 F						
11 Omar Vizquel, S OBP: 0.333, SLG: 0.346										2	1	1	0	2	0	0							
51 Alex Rios, R OBP: 0.372, SLG: 0.546										4	0	0	0	0	2	3							
25 Andruw Jones, R OBP: 0.320, SLG: 0.455										0	0	0	0	0	0	0							
14 Paul Konerko, R OBP: 0.399, SLG: 0.571										4	1	1	1	0	3	1							
20 Carlos Quentin, R OBP: 0.315, SLG: 0.441										3	2	2	3	0	0	0							
7 Mark Kotsay, L OBP: 0.311, SLG: 0.371										3	0	1	0	0	0	0							
12 A.J. Pierzynski, L OBP: 0.290, SLG: 0.380										3	0	1	0	0	0	0							
10 Alexei Ramirez, R OBP: 0.298, SLG: 0.392										1	0	0	0	2	0	0							
15 Gordon Beckham, R OBP: 0.270, SLG: 0.251										3	0	0	0	0	1	2							
Inning Stats	R: 0 E: 0 K: 1 S: 9	H: 0 LOB: 0 BB: 0 P: 11	R: 0 E: 0 K: 1 S: 8	H: 0 LOB: 0 BB: 0 P: 10	R: 0 E: 0 K: 0 S: 6	H: 0 LOB: 0 BB: 0 P: 8	R: 3 E: 0 K: 0 S: 14	H: 4 LOB: 2 BB: 1 P: 25	R: 0 E: 0 K: 1 S: 8	H: 0 LOB: 0 BB: 1 P: 15	R: 0 E: 0 K: 1 S: 6	H: 1 LOB: 0 BB: 0 P: 10	R: 1 E: 0 K: 0 S: 11	H: 1 LOB: 1 BB: 1 P: 21	R: 0 E: 0 K: 2 S: 14	H: 0 LOB: 1 BB: 1 P: 22	R: 0 E: 0 K: 0 S: 4	H: 0 LOB: 0 BB: 0 P: 4	1B: 3 2B: 1 3B: 0 HR: 2	SF: 0 SAC: 0 DP: 1 HBP: 0	WP: 0 PB: 0 SB: 0 CS: 1	PA: 31	
PITCHER	IP WLS BF ERA WHIP	IP WLS BF ERA WHIP	IP WLS BF ERA WHIP	IP WLS BF ERA WHIP	IP WLS BF ERA WHIP	IP WLS BF ERA WHIP	IP WLS BF ERA WHIP	IP WLS BF ERA WHIP	IP WLS BF ERA WHIP	IP WLS BF ERA WHIP	IP WLS BF ERA WHIP	IP WLS BF ERA WHIP	IP WLS BF ERA WHIP	IP WLS BF ERA WHIP	IP WLS BF ERA WHIP	IP WLS BF ERA WHIP	IP WLS BF ERA WHIP	IP WLS BF ERA WHIP	IP WLS BF ERA WHIP	IP WLS BF ERA WHIP	IP WLS BF ERA WHIP	IP WLS BF ERA WHIP	IP WLS BF ERA WHIP
15 Tim Hudson, R ERA: 2.54	7.0	L	27	6	4	4	2	3	0	0	0	0	0	0	0	0	0	0	62	62	5.14	1.286	
40 Takeshi Saito, R ERA: 2.81	1.0		4	0	0	0	2	1	0	0	0	0	0	0	0	0	0	0	14	22	0.00	1.000	

AB 33
R 2
H 10
RBI 2
BB 2
SO 6
LOB 18



AB 27
R 4
H 6
RBI 4
BB 4
SO 6
LOB 6



Batter	1	2	3	4	5	6	7	8	9	AB	R	H	RBI	BB	SO	LOB	TOP										
14 Martín Prado, R OBP: 0.371, SLG: 0.473										4	0	0	0	0	3	0											
22 Jason Heyward, L OBP: 0.371, SLG: 0.462										4	0	0	0	0	1	0											
10 Chipper Jones, S OBP: 0.384, SLG: 0.378										4	0	1	0	0	1	0											
16 Brian McCann, L OBP: 0.374, SLG: 0.429										3	0	0	0	0	2	1											
25 Troy Glaus, R OBP: 0.376, SLG: 0.484										2	0	0	0	1	0	0											
20 Eric Hinske, L OBP: 0.374, SLG: 0.540										3	0	1	0	0	2	2											
53 Melky Cabrera, S OBP: 0.328, SLG: 0.339										3	0	0	0	0	0	1											
19 Yunel Escobar, R OBP: 0.353, SLG: 0.298										3	0	0	0	0	1	0											
1 Grégor Blanco, L OBP: 0.455, SLG: 0.421										3	0	0	0	0	0	0											
Inning Stats	R: 0 E: 0 K: 1 S: 6	H: 0 LOB: 0 BB: 0 P: 9	R: 0 E: 0 K: 1 S: 6	H: 1 LOB: 1 BB: 0 P: 12	R: 0 E: 0 K: 1 S: 9	H: 0 LOB: 0 BB: 0 P: 12	R: 0 E: 0 K: 3 S: 10	H: 0 LOB: 0 BB: 0 P: 17	R: 0 E: 0 K: 1 S: 8	H: 0 LOB: 0 BB: 0 P: 13	R: 0 E: 0 K: 1 S: 11	H: 0 LOB: 0 BB: 0 P: 16	R: 0 E: 0 K: 1 S: 13	H: 1 LOB: 2 BB: 1 P: 25	R: 0 E: 0 K: 0 S: 6	H: 0 LOB: 0 BB: 0 P: 9	R: 0 E: 0 K: 1 S: 9	H: 0 LOB: 0 BB: 0 P: 13	1B: 2 2B: 0 3B: 0 HR: 0	SF: 0 SAC: 0 DP: 0 HBP: 0	WP: 1 PB: 0 SB: 0 CS: 0	PA: 30					
PITCHER	IP	WLS	BF	H	R	ER	SO	BB	IBB	HBP	BLK	WP	HR	S	P	ERA	WHIP										
34 Gavin Floyd, R ERA: 4.8	7.0		24	2	0	0	9	1	0	0	0	1	0	63	104	0.00	0.429										
40 J.J. Putz, R ERA: 2.03	1.0	W	3	0	0	0	0	0	0	0	0	0	0	6	9	0.00	0.000										
45 Bobby Jenks, R ERA: 4.03	1.0	S	3	0	0	0	1	0	0	0	0	0	0	9	13	0.00	0.000										

Atlanta Braves @ Chicago White Sox
U.S. Cellular Field, Chicago, IL
Thu Jun 24 2010, 2:09 PM - 4:24 PM EDT
Att: 31,076 - Sunny - 76 F

livebaseballscores.com

AB 29
R 0
H 2
RBI 0
BB 1
SO 10
LOB 4

Batter	1	2	3	4	5	6	7	8	9	AB	R	H	RBI	BB	SO	LOB	BOTTOM										
1 Juan Pierre, L OBP: 0.315, SLG: 0.277										4	1	2	0	0	0	1											
10 Alexei Ramirez, R OBP: 0.299, SLG: 0.395										3	0	1	0	0	0	1											
7 Mark Kotsay, L OBP: 0.321, SLG: 0.384										3	0	2	0	1	0	1											
14 Paul Konerko, R OBP: 0.397, SLG: 0.579										4	1	1	2	0	1	4											
20 Carlos Quentin, R OBP: 0.318, SLG: 0.437										2	0	0	0	1	1	0											
12 A.J. Pierzynski, L OBP: 0.286, SLG: 0.375										3	0	0	0	0	1	5											
25 Andruw Jones, R OBP: 0.315, SLG: 0.446										3	0	0	0	0	0	3											
24 Dayan Viciedo, R OBP: 0.250, SLG: 0.250										3	0	1	0	0	0	0											
18 Brent Lillibridge, R OBP: 0.333, SLG: 1.000										3	0	0	0	0	1	1											
Inning Stats	R: 0 E: 0 K: 0 S: 10	H: 1 LOB: 1 BB: 0 P: 16	R: 0 E: 0 K: 1 S: 7	H: 0 LOB: 0 BB: 0 P: 11	R: 0 E: 0 K: 1 S: 7	H: 1 LOB: 0 BB: 0 P: 12	R: 0 E: 0 K: 2 S: 14	H: 1 LOB: 3 BB: 1 P: 28	R: 0 E: 0 K: 0 S: 9	H: 1 LOB: 1 BB: 0 P: 13	R: 0 E: 0 K: 0 S: 7	H: 1 LOB: 1 BB: 1 P: 15	R: 0 E: 0 K: 0 S: 5	H: 0 LOB: 0 BB: 0 P: 6	R: 2 E: 0 K: 0 S: 9	H: 2 LOB: 0 BB: 0 P: 11	1B: 4 2B: 2 3B: 0 HR: 1	SF: 0 SAC: 1 DP: 1 HBP: 1	WP: 0 PB: 0 SB: 0 CS: 1	PA: 33							
PITCHER	IP	WLS	BF	H	R	ER	SO	BB	IBB	HBP	BLK	WP	HR	S	P	ERA	WHIP										
32 Derek Lowe, R ERA: 4.42	7.0		27	5	0	0	4	1	1	1	0	0	1	9	11	18.00	2.000										
40 Takeshi Saito, R ERA: 3.39	1.0	L	5	2	2	2	0	0	0	0	0	0	1	9	11	18.00	2.000										

Atlanta Braves @ Chicago White Sox
U.S. Cellular Field, Chicago, IL
Thu Jun 24 2010, 2:09 PM - 4:24 PM EDT
Att: 31,076 - Sunny - 76 F


livebaseballscores.com

AB 28
R 2
H 7
RBI 2
BB 2
SO 4
LOB 16

Batter	1	2	3	4	5	6	7	8	9	AB	R	H	RBI	BB	SO	LOB	TOP		
14 Austin Jackson, R OBP: 0.355, SLG: 0.408	1-1 39 E 1B		1-3 K	0-1 39 CS 1B		2-2 18 BB 24 1B 1B	3-3 K			5	2	3	2	0	2	2			
39 Ramon Santiago, S OBP: 0.335, SLG: 0.321	0-0 18 FC3-6 1B		3-3 K	2-1 CS	3-1 G1-3	2-0 SF8		0-2 P4		4	0	1	2	0	1	0			
18 Johnny Damon, L OBP: 0.351, SLG: 0.391	1-0 FC3-6 1B			0-1 24 S 1B		L3		1-2 G4-3		4	1	1	0	1	0	1			
40 Phil Coke, L										0	0	0	0	0	0	0			
46 Jose Valverde, R										0	0	0	0	0	0	0			
24 Miguel Cabrera, R OBP: 0.409, SLG: 0.624	1-3 K		4-2 26 1B 32 1B 1B	1-0 26 HR 1B	2-0 1B		0-1 F9			4	2	2	1	1	1	1			
26 Brennan Boesch, L OBP: 0.389, SLG: 0.621	1-1 P4		0-0 32 1B 12 1B 1B	1-2 HR	0-1 F9			0-1 G4-3		5	2	2	3	0	0	3			
9 Carlos Guillen, S OBP: 0.351, SLG: 0.412	2-1 12 G5-4-3 1B		4-0 12 1B 32 1B 35 G6-2-3 BB	2-2 1B			0-0 35 SH1-4 12 1B 1B			3	0	3	0	1	0	0			
15 Brandon Inge, R			1-2 35 G6-2-3 14 1B 1B	1-2 F7			2-1 F9			1	0	1	0	0	0	0			
32 Don Kelly, L OBP: 0.256, SLG: 0.258	2-2 L7		1-2 35 G6-2-3 14 1B 1B	1-2 F9			0-2 FC1-6			5	1	1	1	0	0	4			
12 Gerald Laird, R OBP: 0.264, SLG: 0.245	1-0 G5-4-3		3-2 35 G6-2-3 14 1B 1B				1-2 G4-3			5	2	3	1	0	0	2			
35 Justin Verlander, R			2-3 K	0-1 G6-2-3			1-2 SH1-4			3	0	0	0	0	2	4			
29 Danny Worth, R OBP: 0.302, SLG: 0.320				1-2 2-3 3-H			2-3 K			0	0	0	0	0	0	0			
Inning Stats	R: 1 H: 2 E: 1 K: 1 S: 10	H: 2 LOB: 1 BB: 0 P: 14	R: 0 H: 1 E: 0 K: 0 S: 6	H: 1 LOB: 0 BB: 0 P: 11	R: 0 H: 0 E: 0 K: 3 S: 9	H: 0 LOB: 0 BB: 0 P: 15	R: 5 H: 5 E: 0 K: 0 S: 16	H: 5 LOB: 1 BB: 2 P: 30	R: 2 H: 3 E: 0 K: 1 S: 15	H: 3 LOB: 2 BB: 0 P: 28	R: 0 H: 2 E: 0 K: 1 S: 12	H: 0 LOB: 0 BB: 0 P: 19	R: 0 H: 0 E: 0 K: 0 S: 8	H: 0 LOB: 0 BB: 0 P: 9	R: 0 H: 1 E: 0 K: 0 S: 9	H: 1 LOB: 1 BB: 0 P: 12	1B: 16 SF: 1 2B: 0 3B: 0 HR: 1	WP: 0 PA: 45 PB: 0 SB: 3 CS: 1	
PITCHER	IP WLS BF H R ER SO BB IBB HBP BLK WP HR S P ERA WHIP																		
48 Tommy Hanson, R ERA: 4.5	3.2 L 19 8 6 5 4 2 0 0 0 0 0 0 40 67 12.27 2.727																		
50 Cristhian Martinez, R ERA: 5.59	2.0 12 6 4 4 1 1 0 0 0 0 0 1 30 56 18.00 3.500																		
43 Jesse Chavez, R ERA: 5.7	2.1 9 2 0 0 1 0 0 0 0 0 0 0 22 30 0.00 0.857																		
34 Eric O'Flaherty, L ERA: 2.17	1.0 4 1 0 0 0 0 0 0 0 0 0 0 9 12 0.00 1.000																		

Detroit Tigers @ Atlanta Braves
Turner Field, Atlanta, GA
Sun Jun 27 2010, 1:39 PM - 4:53 PM EDT
Att: 26,034 - Sunny - 91 F


AB 39
R 10
H 17
RBI 10
BB 3
SO 6
LOB 17



Batter	1	2	3	4	5	6	7	8	9	AB	R	H	RBI	BB	SO	LOB	BOTTOM			
14 Martin Prado, R OBP: 0.376, SLG: 0.477	3-2 16 WP 16 S 1B		3-1 G6-3		1-1 20 1B 2B		1-1 20 G1-6-3 HBP		1-2 P3	4	1	2	0	0	0	1				
7 Brooks Conrad, S OBP: 0.329, SLG: 0.569	2-3 K		0-0 20 F9 20 S 1B	0-0 20 1B 2B HBP	1-1 20 1B HBP		2-2 L6		1-3 K	4	2	1	0	0	2	3				
20 Eric Hinske, L OBP: 0.368, SLG: 0.531	0-1 F8		3-2 20 F9 20 S 1B	0-0 16 2B 25 FC3-2 1B	0-0 16 2B 25 FC3-2 1B		2-2 G1-6-3			4	0	1	1	0	0	3				
16 Brian McCann, L OBP: 0.379, SLG: 0.443	3-3 K		4-0 25 2B 53 SF9 BB	3-2 25 2B 53 SF9 2B	2-1 25 FC3-2 2B		0-0 F9			2	1	1	1	1	1	1				
8 David Ross, R OBP: 0.397, SLG: 0.354	1-3 K		0-1 25 SF9 BB	0-1 53 SF9 2B	3-1 25 FC3-2 2B		2-2 G6-3			1	0	0	0	0	0	0				
25 Troy Glaus, R OBP: 0.374, SLG: 0.477		3-2 F8	0-1 53 SF9 2B	0-1 53 SF9 2B	2-1 FC3-2		1-2 G6-3			4	0	1	1	0	0	2				
34 Eric O'Flaherty, L			1-3 2B	3-H 2B	2-3 2B		0-0 F9			0	0	0	0	0	0	0				
53 Melky Cabrera, S OBP: 0.318, SLG: 0.330		0-0 F9	0-0 SF9	0-0 SF9	0-1 F7		4-2 BB			2	0	0	1	0	0	2				
43 Jesse Chavez, R										0	0	0	0	0	0	0				
18 Brandon Hicks, R (8,PH)										0	0	0	0	1	0	0				
19 Yunel Escobar, R OBP: 0.345, SLG: 0.289		1-1 F9	3-2 BB	3-2 BB	0-0 BB		1-2 G4-3			3	0	0	0	1	0	1				
1 Gregor Blanco, L OBP: 0.433, SLG: 0.333			2-3 K	3-2 G4-3			0-3 K		0-0 G4-3	4	0	0	0	0	2	2				
48 Tommy Hanson, R OBP: 0.133, SLG: 0.138			1-3 K		0-3 K		0-0 L6		0-1 1B	1	0	0	0	0	1	0				
50 Cristhian Martinez, R										1	0	0	0	0	1	0				
4 Omar Infante, R OBP: 0.335, SLG: 0.372										2	0	1	0	0	0	0				
Inning Stats	R: 0 H: 1 E: 0 K: 2 S: 16	H: 1 LOB: 1 BB: 0 P: 24	R: 0 H: 0 E: 0 K: 0 S: 6	H: 0 LOB: 0 BB: 0 P: 10	R: 0 H: 0 E: 0 K: 2 S: 8	H: 0 LOB: 0 BB: 0 P: 14	R: 2 H: 2 E: 0 K: 0 S: 18	H: 2 LOB: 2 BB: 2 P: 32	R: 2 H: 3 E: 0 K: 1 S: 13	H: 3 LOB: 2 BB: 0 P: 19	R: 0 H: 0 E: 0 K: 1 S: 5	H: 0 LOB: 0 BB: 0 P: 5	R: 0 H: 0 E: 0 K: 0 S: 8	H: 0 LOB: 0 BB: 0 P: 13	R: 0 H: 0 E: 0 K: 0 S: 10	H: 0 LOB: 1 BB: 1 P: 16	R: 0 H: 1 E: 0 K: 1 S: 10	H: 1 LOB: 1 BB: 0 P: 12	1B: 4 SF: 1 2B: 3 3B: 0 HR: 0	WP: 1 PA: 38 PB: 0 SB: 2 CS: 0
PITCHER	IP WLS BF H R ER SO BB IBB HBP BLK WP HR S P ERA WHIP																			
35 Justin Verlander, R ERA: 4.02	7.0 W 30 6 4 4 6 2 0 2 0 0 0 0 74 117 5.14 1.143																			
40 Phil Coke, L ERA: 2.9	1.0 4 0 0 0 0 1 0 0 0 0 0 0 10 16 0.00 1.000																			
46 Jose Valverde, R ERA: 0.56	1.0 4 1 0 0 1 0 0 0 0 0 0 0 10 12 0.00 1.000																			

Detroit Tigers @ Atlanta Braves
Turner Field, Atlanta, GA
Sun Jun 27 2010, 1:39 PM - 4:53 PM EDT
Att: 26,034 - Sunny - 91 F

AB 32
R 4
H 7
RBI 4
BB 3
SO 7
LOB 15



Batter	1	2	3	4	5	6	7	8	9	AB	R	H	RBI	BB	SO	LOB	TOP							
1 Nyer Morgan, L (1.8) OBP: 0.312, SLG: 0.324											5	1	2	1	0	1	3	Washington Nationals @ Atlanta Braves Turner Field, Atlanta, GA Tue Jun 29 2010, 7:11 PM - 10:09 PM EDT Att: 19,045 - Partly Cloudy - 85 F						
2 Roger Bernadina, L (1.9) OBP: 0.356, SLG: 0.451										4	1	1	0	1	1	3								
11 Ryan Zimmerman, R (1.5) OBP: 0.378, SLG: 0.508										5	0	1	2	0	1	4								
44 Adam Dunn, L (1.3) OBP: 0.361, SLG: 0.549										5	0	0	0	0	3	3								
22 Willie Harris, L (9.7) OBP: 0.246, SLG: 0.318										0	0	0	0	0	0	0								
16 Josh Willingham, R (1.7) OBP: 0.407, SLG: 0.508										5	2	2	2	0	1	0								
36 Tyler Clippard, R (9.1) OBP: 1.000, SLG: 1.000										0	0	0	0	0	0	0								
7 Ivan Rodriguez, R (1.2) OBP: 0.330, SLG: 0.393										5	0	1	0	0	1	1								
15 Cristian Guzman, S (1.4) OBP: 0.335, SLG: 0.378										1	2	0	0	2	0	1								
12 Alberto Gonzalez, R (1.6) OBP: 0.333, SLG: 0.354										4	1	4	1	0	0	0								
35 Craig Stammen, R (1.1) OBP: 0.231, SLG: 0.320										3	0	0	1	0	2	6								
17 Sean Burnett, L (8.1)										0	0	0	0	0	0	0								
20 Adam Kennedy, L (9.3) OBP: 0.317, SLG: 0.319										0	0	0	0	0	0	0								
Inning Stats	R: 0 E: 0 K: 0 S: 9	H: 1 LOB: 1 BB: 0 P: 15	R: 0 E: 0 K: 1 S: 13	H: 2 LOB: 2 BB: 0 P: 17	R: 0 E: 0 K: 0 S: 8	H: 0 LOB: 0 BB: 0 P: 14	R: 0 E: 0 K: 1 S: 8	H: 0 LOB: 0 BB: 0 P: 14	R: 3 E: 1 K: 3 S: 19	H: 3 LOB: 1 BB: 1 P: 30	R: 1 E: 0 K: 0 S: 13	H: 2 LOB: 2 BB: 1 P: 22	R: 2 E: 0 K: 2 S: 16	H: 2 LOB: 0 BB: 0 P: 24	R: 1 E: 0 K: 1 S: 18	H: 1 LOB: 2 BB: 1 P: 30	R: 0 E: 0 K: 2 S: 8	H: 0 LOB: 0 BB: 0 P: 14	1B: 9 2B: 1 3B: 0 HR: 1	SF: 1 SAC: 0 DP: 0 HBP: 1	WP: 0 PB: 0 SB: 2 CS: 0	PA: 42		
PITCHER	IP WLS BF H R ER SO BB IBB HBP BLK WP HR S P ERA WHIP	IP WLS BF H R ER SO BB IBB HBP BLK WP HR S P ERA WHIP	IP WLS BF H R ER SO BB IBB HBP BLK WP HR S P ERA WHIP	IP WLS BF H R ER SO BB IBB HBP BLK WP HR S P ERA WHIP	IP WLS BF H R ER SO BB IBB HBP BLK WP HR S P ERA WHIP	IP WLS BF H R ER SO BB IBB HBP BLK WP HR S P ERA WHIP	IP WLS BF H R ER SO BB IBB HBP BLK WP HR S P ERA WHIP	IP WLS BF H R ER SO BB IBB HBP BLK WP HR S P ERA WHIP	IP WLS BF H R ER SO BB IBB HBP BLK WP HR S P ERA WHIP	IP WLS BF H R ER SO BB IBB HBP BLK WP HR S P ERA WHIP	IP WLS BF H R ER SO BB IBB HBP BLK WP HR S P ERA WHIP	IP WLS BF H R ER SO BB IBB HBP BLK WP HR S P ERA WHIP	IP WLS BF H R ER SO BB IBB HBP BLK WP HR S P ERA WHIP	IP WLS BF H R ER SO BB IBB HBP BLK WP HR S P ERA WHIP	IP WLS BF H R ER SO BB IBB HBP BLK WP HR S P ERA WHIP	IP WLS BF H R ER SO BB IBB HBP BLK WP HR S P ERA WHIP	IP WLS BF H R ER SO BB IBB HBP BLK WP HR S P ERA WHIP	IP WLS BF H R ER SO BB IBB HBP BLK WP HR S P ERA WHIP	IP WLS BF H R ER SO BB IBB HBP BLK WP HR S P ERA WHIP	IP WLS BF H R ER SO BB IBB HBP BLK WP HR S P ERA WHIP	IP WLS BF H R ER SO BB IBB HBP BLK WP HR S P ERA WHIP	IP WLS BF H R ER SO BB IBB HBP BLK WP HR S P ERA WHIP	IP WLS BF H R ER SO BB IBB HBP BLK WP HR S P ERA WHIP	IP WLS BF H R ER SO BB IBB HBP BLK WP HR S P ERA WHIP

AB	37
R	7
H	11
RBI	7
BB	3
SO	10
LOB	21



Batter	1	2	3	4	5	6	7	8	9	AB	R	H	RBI	BB	SO	LOB	BOTTOM							
14 Martín Prado, R (1.4) OBP: 0.376, SLG: 0.483										3	1	2	1	1	0	0	Washington Nationals @ Atlanta Braves Turner Field, Atlanta, GA Tue Jun 29 2010, 7:11 PM - 10:09 PM EDT Att: 19,045 - Partly Cloudy - 85 F							
53 Melky Cabrera, S (1.9) OBP: 0.320, SLG: 0.338										4	0	1	1	0	0	4								
10 Chipper Jones, S (1.5) OBP: 0.384, SLG: 0.386										4	0	0	0	0	1	1								
16 Brian McCann, L (1.2) OBP: 0.375, SLG: 0.436										4	0	0	0	0	0	1								
8 David Ross, R (9.2) OBP: 0.397, SLG: 0.354										0	0	0	0	0	0	0								
25 Troy Glaus, R (1.3) OBP: 0.368, SLG: 0.465										4	0	0	0	0	1	0								
20 Eric Hinske, L (1.7) OBP: 0.353, SLG: 0.510										4	0	0	0	0	1	0								
19 Yunel Escobar, R (1.6) OBP: 0.347, SLG: 0.290										3	0	0	0	1	2	0								
1 Grégor Blanco, L (1.8) OBP: 0.444, SLG: 0.367										3	1	2	0	0	0	0								
32 Derek Lowe, R (1.1) ERA: 4.53										1	0	0	0	0	0	2								
34 Eric O'Flaherty, L (6.1) ERA: 2.4										0	0	0	0	0	0	0								
58 Peter Moylan, R (7.1) ERA: 3.3										0	0	0	0	0	0	0								
43 Jesse Chavez, R (8.1) ERA: 5.81										0	0	0	0	0	0	0								
50 Cristhian Martinez, R (9.1) ERA: 5.98										0	0	0	0	0	0	0								
Inning Stats	R: 0 E: 0 K: 0 S: 6	H: 0 LOB: 0 BB: 0 P: 12	R: 0 E: 0 K: 1 S: 6	H: 0 LOB: 0 BB: 0 P: 9	R: 1 E: 0 K: 0 S: 9	H: 2 LOB: 1 BB: 0 P: 15	R: 0 E: 0 K: 0 S: 6	H: 0 LOB: 0 BB: 0 P: 10	R: 0 E: 0 K: 0 S: 6	H: 1 LOB: 3 BB: 2 P: 17	R: 0 E: 0 K: 0 S: 6	H: 0 LOB: 0 BB: 0 P: 9	R: 0 E: 0 K: 1 S: 8	H: 0 LOB: 0 BB: 0 P: 11	R: 1 E: 0 K: 2 S: 18	H: 2 LOB: 1 BB: 0 P: 27	R: 0 E: 0 K: 1 S: 9	H: 0 LOB: 0 BB: 0 P: 14	1B: 2 2B: 2 3B: 1 HR: 0	SF: 0 SAC: 1 DP: 0 HBP: 0	WP: 0 PB: 0 SB: 0 CS: 0	PA: 34		
PITCHER	IP WLS BF H R ER SO BB IBB HBP BLK WP HR S P ERA WHIP	IP WLS BF H R ER SO BB IBB HBP BLK WP HR S P ERA WHIP	IP WLS BF H R ER SO BB IBB HBP BLK WP HR S P ERA WHIP	IP WLS BF H R ER SO BB IBB HBP BLK WP HR S P ERA WHIP	IP WLS BF H R ER SO BB IBB HBP BLK WP HR S P ERA WHIP	IP WLS BF H R ER SO BB IBB HBP BLK WP HR S P ERA WHIP	IP WLS BF H R ER SO BB IBB HBP BLK WP HR S P ERA WHIP	IP WLS BF H R ER SO BB IBB HBP BLK WP HR S P ERA WHIP	IP WLS BF H R ER SO BB IBB HBP BLK WP HR S P ERA WHIP	IP WLS BF H R ER SO BB IBB HBP BLK WP HR S P ERA WHIP	IP WLS BF H R ER SO BB IBB HBP BLK WP HR S P ERA WHIP	IP WLS BF H R ER SO BB IBB HBP BLK WP HR S P ERA WHIP	IP WLS BF H R ER SO BB IBB HBP BLK WP HR S P ERA WHIP	IP WLS BF H R ER SO BB IBB HBP BLK WP HR S P ERA WHIP	IP WLS BF H R ER SO BB IBB HBP BLK WP HR S P ERA WHIP	IP WLS BF H R ER SO BB IBB HBP BLK WP HR S P ERA WHIP	IP WLS BF H R ER SO BB IBB HBP BLK WP HR S P ERA WHIP	IP WLS BF H R ER SO BB IBB HBP BLK WP HR S P ERA WHIP	IP WLS BF H R ER SO BB IBB HBP BLK WP HR S P ERA WHIP	IP WLS BF H R ER SO BB IBB HBP BLK WP HR S P ERA WHIP	IP WLS BF H R ER SO BB IBB HBP BLK WP HR S P ERA WHIP	IP WLS BF H R ER SO BB IBB HBP BLK WP HR S P ERA WHIP	IP WLS BF H R ER SO BB IBB HBP BLK WP HR S P ERA WHIP	IP WLS BF H R ER SO BB IBB HBP BLK WP HR S P ERA WHIP



Batter	1	2	3	4	5	6	7	8	9	AB	R	H	RBI	BB	SO	LOB	TOP					
1 Nyer Morgan, L (1,8) OBP: 0.314, SLG: 0.324	B5-3		K							3	0	1	0	1	1	1	Washington Nationals @ Atlanta Braves Turner Field, Atlanta, GA Wed Jun 30 2010, 7:11 PM - 10:08 PM EDT Att: 20,091 - Overcast - 83 F					
2 Roger Bernadina, L (1,9) OBP: 0.350, SLG: 0.442	K		P6							3	0	0	0	0	1	4						
38 Michael Morse, R (7,PH) OBP: 0.393, SLG: 0.529	K									1	0	0	0	0	0	1						
45 Doug Slaten, L (7,1)										0	0	0	0	0	0	0						
43 Miguel Batista, R (7,1) OBP: 0.333, SLG: 0.333										0	0	0	0	0	0	0						
55 Matt Capps, R (8,1)										0	0	0	0	0	0	0						
11 Ryan Zimmerman, R (1,5) OBP: 0.377, SLG: 0.504	K									4	1	1	0	0	2	0						
44 Adam Dunn, L (1,3) OBP: 0.362, SLG: 0.552										4	0	2	0	0	1	0						
16 Josh Willingham, R (1,7) OBP: 0.405, SLG: 0.502	K									3	0	0	0	1	2	1						
7 Ivan Rodriguez, R (1,2) OBP: 0.322, SLG: 0.390										4	0	1	0	0	0	3						
15 Cristian Guzman, S (1,4) OBP: 0.337, SLG: 0.378										3	0	1	0	1	2	2						
12 Alberto Gonzalez, R (1,6) OBP: 0.329, SLG: 0.348										4	0	1	0	0	2	3						
51 J.D. Martin, R (1,1) OBP: 0.286, SLG: 0.429										1	0	1	0	0	0	0						
62 Joel Peralta, R (6,1)										0	0	0	0	0	0	0						
6 Ian Desmond, R (7,PH) OBP: 0.287, SLG: 0.372										2	0	0	0	0	1	1						
										2	0	0	0	0	1	1						
Inning Stats	R: 0 E: 0 K: 2 S: 9	H: 0 LOB: 0 BB: 0 P: 14	R: 0 E: 0 K: 2 S: 11	H: 1 LOB: 1 BB: 0 P: 16	R: 0 E: 0 K: 1 S: 11	H: 1 LOB: 0 BB: 0 P: 13	R: 0 E: 0 K: 1 S: 8	H: 0 LOB: 0 BB: 0 P: 12	R: 0 E: 0 K: 0 S: 11	H: 2 LOB: 3 BB: 1 P: 17	R: 1 E: 0 K: 1 S: 12	H: 2 LOB: 2 BB: 2 P: 24	R: 0 E: 0 K: 0 S: 5	H: 1 LOB: 0 BB: 0 P: 8	R: 0 E: 0 K: 2 S: 8	H: 0 LOB: 0 BB: 0 P: 10	R: 0 E: 0 K: 3 S: 13	H: 1 LOB: 1 BB: 0 P: 16	1B: 6 2B: 2 3B: 0 HR: 0	SF: 0 SAC: 1 DP: 2 HBP: 0	WP: 2 PB: 0 SB: 0 CS: 0	PA: 36
PITCHER	IP WLS BF H R ER SO BB IBB HBP BLK WP HR S P ERA WHIP	PITCHER																				
49 Jair Jurrjens, R (1,1) ERA: 5.99	5.0 W 23 6 1 1 6 2 0 0 0 0 1 0 56 85 1.80 1.600																					
58 Peter Moylan, R (6,1) ERA: 3.19	1.0 H 3 0 0 0 1 1 0 0 0 0 1 0 6 11 0.00 1.000																					
39 Jonny Venters, L (7,1) ERA: 1.27	1.0 H 3 1 0 0 0 0 0 0 0 0 0 0 5 8 0.00 1.000																					
40 Takashi Saito, R (8,1) ERA: 3.81	1.0 H 3 0 0 0 2 0 0 0 0 0 0 0 8 10 0.00 0.000																					
13 Billy Wagner, L (9,1) ERA: 1.15	1.0 S 4 1 0 0 3 0 0 0 0 0 0 0 0 13 16 0.00 1.000																					
Batter	1	2	3	4	5	6	7	8	9	AB	R	H	RBI	BB	SO	LOB	BOTTOM					
14 Martin Prado, R (1,4) OBP: 0.374, SLG: 0.483	G4-3									4	1	1	1	0	0	1	Washington Nationals @ Atlanta Braves Turner Field, Atlanta, GA Wed Jun 30 2010, 7:11 PM - 10:08 PM EDT Att: 20,091 - Overcast - 83 F					
53 Melky Cabrera, S (1,9) OBP: 0.319, SLG: 0.333	P4									3	1	0	0	0	0	2						
10 Chipper Jones, S (1,5) OBP: 0.385, SLG: 0.385	F7									3	0	1	0	1	0	1						
16 Brian McCann, L (1,2) OBP: 0.377, SLG: 0.439	BB									3	0	1	1	0	0	1						
25 Troy Glaus, R (1,3) OBP: 0.366, SLG: 0.460	BB									3	0	0	0	1	1	4						
20 Eric Hinske, L (1,7) OBP: 0.362, SLG: 0.510										2	1	1	1	2	0	0						
40 Takashi Saito, L (8,1)										0	0	0	0	0	0	0						
13 Billy Wagner, L (9,1)										0	0	0	0	0	0	0						
19 Yunel Escobar, R (1,6) OBP: 0.346, SLG: 0.286	P3									3	0	0	0	0	1	7						
1 Gregor Blanco, L (1,8) OBP: 0.450, SLG: 0.382	G6-3									4	1	2	0	0	0	1						
49 Jair Jurrjens, R (1,1) OBP: 0.333, SLG: 0.143	K									2	0	1	1	0	1	0						
58 Peter Moylan, R (6,1)										0	0	0	0	0	0	0						
7 Brooks Conrad, S (6,PH) OBP: 0.324, SLG: 0.561										1	0	0	0	0	1	1						
39 Jonny Venters, L (7,1)										0	0	0	0	0	0	0						
4 Omar Infante, R (8,7) OBP: 0.337, SLG: 0.373										1	0	0	0	0	0	1						
Inning Stats	R: 1 E: 0 K: 0 S: 19	H: 2 LOB: 3 BB: 2 P: 37	R: 0 E: 0 K: 1 S: 9	H: 0 LOB: 0 BB: 0 P: 13	R: 0 E: 0 K: 0 S: 7	H: 1 LOB: 1 BB: 0 P: 11	R: 2 E: 0 K: 0 S: 15	H: 3 LOB: 1 BB: 0 P: 25	R: 0 E: 0 K: 1 S: 7	H: 0 LOB: 0 BB: 0 P: 10	R: 0 E: 0 K: 1 S: 11	H: 0 LOB: 1 BB: 0 P: 18	R: 1 E: 0 K: 0 S: 10	H: 0 LOB: 3 BB: 2 P: 25	R: 0 E: 0 K: 0 S: 6	H: 1 LOB: 0 BB: 0 P: 10	1B: 5 2B: 2 3B: 0 HR: 0	SF: 1 SAC: 0 DP: 0 HBP: 3	WP: 0 PB: 0 SB: 0 CS: 1	PA: 37		
PITCHER	IP WLS BF H R ER SO BB IBB HBP BLK WP HR S P ERA WHIP	PITCHER																				
51 J.D. Martin, R (1,1) ERA: 3.38	5.0 L 23 6 3 3 2 2 0 0 0 0 0 0 57 96 5.40 1.600																					
62 Joel Peralta, R (6,1) ERA: 3.14	1.0 4 0 0 0 1 0 0 1 0 0 0 0 11 18 0.00 0.000																					
45 Doug Slaten, L (7,1) ERA: 3.14	0.1 4 0 1 1 0 1 0 2 0 0 0 0 6 16 27.00 3.000																					
43 Miguel Batista, R (7,1) ERA: 3.95	0.2 3 0 0 0 1 1 0 0 0 0 0 0 4 9 0.00 1.500																					
55 Matt Capps, R (8,1) ERA: 3.39	1.0 3 1 0 0 0 0 0 0 0 0 0 0 6 10 0.00 1.000																					

Batter	1	2	3	4	5	6	7	8	9	10	11	AB R H RBI BB SO LOB	TOP																
8 Chris Coglian, L OBP: 0.350, SLG: 0.418	(1, 7) C SI 90 3-2 B SI 90 F CH 81 F SI 90 F SI 91 X CH 82		B SI 90 4-1 B SI 90 B SI 90 B SI 90			C CU 77 3-3 B SI 90 B FF 90 B CH 81 S SI 91		1 SAFE 1-2 S SI 92 P FO 89 B CH 81 F SI 91 X SL 83			B SI 94 1-0 X SI 92	SH 30 CS 2 IBB	3 0 1 0 1 1 1	Florida Marlins @ Atlanta Braves Turner Field, Atlanta, GA Fri Jul 02 2010, 7:37 PM - 10:56 PM EDT Att: 34,332 - Cloudy - 79 F															
15 Gaby Sanchez, R OBP: 0.373, SLG: 0.462	(1, 3) 1 SAFE X SI 91	F8-4-6-1-4	1 SAFE 2-2 1 SAFE 2-2 F CH 80 F CH 81 X SI 91	G4-3		X SI 91 0-1	G4-3		S FF 95 0-1 X FF 96		L5	5 1 1 1 0 0 4																	
2 Hanley Ramirez, R OBP: 0.388, SLG: 0.509	(1, 6) S CH 81 2-2 B CH 82 B SI 91 F SI 91 X SI 92				B CU 79 2-2 B CH 80 C SI 90 S CH 81 X SI 90		C SI 90 1-1 B CH 80 B SI 90		B FF 96 3-2 B FF 96 S SI 93 C FF 97 X FF 95		F8	4 1 3 1 1 0 0																	
3 Jorge Cantu, R OBP: 0.316, SLG: 0.435	(9, 1) C SI 91 0-3 S CH 81				X SI 90 0-0		1 SAFE 1-1 1 SAFE 1-1 C CU 79 B CH 80 X CH 80		C FF 96 1-3 S SI 93 S SI 94		K	4 0 0 0 0 2 2																	
32 Clay Hensley, R OBP: 0.291, SLG: 0.179	(11, 11)												0 0 0 0 0 0 0																
30 Brian Barden, R OBP: 0.291, SLG: 0.179	(11, 11)												1 0 0 0 0 0 1																
46 Juan Carlos Oviedo, R	(11, 1)												0 0 0 0 0 0 0																
6 Dan Uggia, R OBP: 0.351, SLG: 0.469	(1, 4) B SI 88 2-3 C SI 90 B CH 80 S CH 80					S CH 80 2-3 B SI 90 B CH 80 F CH 81 S CH 81		1 SAFE 0-0 X SI 90		C SL 83 2-2 B FF 96 S SI 93 S SI 94 X FF 96		F9	5 0 1 0 0 3 2																
12 Cody Ross, R OBP: 0.344, SLG: 0.438	(1, 8) C CU 78 1-2 F CU 79 B CH 80 F CH 80 X CH 80					B SI 88 1-0 X CH 80		1 SAFE 2-1 1 SAFE 2-1 C SI 91 K: 1 B SI 92 X SI 91				K	4 0 0 0 0 1 2																
29 Ronny Paulino, R OBP: 0.350, SLG: 0.414	(1, 2) B SI 91 1-0 X FF 90					C SI 88 1-1 X CU 80		X FF 91 0-0				G6-3	4 0 1 0 0 0 0																
27 Giancarlo Stanton, R OBP: 0.271, SLG: 0.333	(1, 9) B FF 90 3-1 C SI 88 C SI 89 X SI 89					X SI 90 0-0		S SI 83 0-3 S SI 84				G6-3	4 0 0 0 0 2 1																
55 Josh Johnson, L OBP: 0.242, SLG: 0.228	(7, 1) C SI 89 1-1 B SI 88 C SI 89 X SI 89							X SI 88 1-0 X SI 87						2 0 0 0 0 0 0															
44 Brian Sanches, R OBP: 0.284, SLG: 0.458	(7, 1) 13 Mike Lamb, L OBP: 0.242, SLG: 0.228 1 Emilio Bonifacio, S OBP: 0.200, SLG: 0.200 64 Tim Wood, R OBP: 0.275, SLG: 0.423													1 0 0 0 0 0 0															
18 Wes Helms, R OBP: 0.273, SLG: 0.423	(9, 5)													1 1 1 0 0 0 0															
Inning Stats	R: 1 E: 0 K: 1 S: 11	H: 2 LOB: 0 BB: 0 P: 16	R: 0 E: 0 K: 1 S: 8	H: 0 LOB: 0 BB: 0 P: 12	R: 0 E: 0 K: 1 S: 9	H: 0 LOB: 1 BB: 1 P: 18	R: 0 E: 0 K: 1 S: 8	H: 1 LOB: 0 BB: 0 P: 12	R: 0 E: 0 K: 0 S: 4	H: 1 LOB: 0 BB: 0 P: 6	R: 0 E: 0 K: 1 S: 6	H: 0 LOB: 0 BB: 0 P: 10	R: 0 E: 0 K: 1 S: 7	H: 2 LOB: 1 BB: 0 P: 11	R: 0 E: 0 K: 1 S: 13	H: 1 LOB: 1 BB: 0 P: 14	R: 0 E: 0 K: 1 S: 12	H: 1 LOB: 0 BB: 0 P: 18	R: 0 E: 0 K: 1 S: 8	H: 0 LOB: 0 BB: 0 P: 12	R: 1 E: 1 K: 2 S: 10	H: 1 LOB: 2 BB: 1 P: 20	1B: 7 2B: 1 3B: 0 HR: 2	SF: 0 SAC: 1 DP: 4 HBP: 0	WP: 0 PB: 0 SB: 1 CS: 3	PA: 41			
PITCHER	IP WLS BF H R ER SO BB IBB HBP BLK WP HR S P ERA WHIP																												
54 Kris Medlen, R ERA: 3.07	(1, 1) 6.1	23	6	1	1	0	5	0	0	0	0	0	0	0	2	4	0.00	1.05											
58 Peter Moylan, R ERA: 3.13	(7, 1) 0.2	1	0	0	0	0	0	0	0	0	0	0	0	0	2	4	0.00	1.00											
40 Takashi Saito, R ERA: 3.68	(8, 1) 1.0	H 4	1	0	1	0	0	0	0	0	0	0	0	13	14	0.00	1.00												
13 Billy Wagner, L ERA: 1.39	(9, 1) 1.0	B 4	1	1	1	0	0	0	0	0	0	0	0	1	12	18	9.00	1.00											
39 Jonny Venters, L ERA: 1.21	(10, 1) 2.0	W 9	1	1	0	3	0	1	0	0	0	0	0	18	32	0.00	0.50												

Batter	1	2	3	4	5	6	7	8	9	10	11	AB R H RBI BB SO LOB	BOTTOM																
14 Martin Prado, R OBP: 0.377, SLG: 0.485	(1, 4) C FF 93 1-1 B SI 86 X SI 94		B SI 87 3-2 B SI 85 S FF 96 X CH 89	G5-3		C FF 97 3-2 B FF 97 B CH 89 S FF 96 X CH 88		F SL 80 0-2 X SL 80		B SI 89 3-2 B SI 89 C SI 89 S SI 89 X SI 89	G5-3	5 0 3 2 0 0 1	Florida Marlins @ Atlanta Braves Turner Field, Atlanta, GA Fri Jul 02 2010, 7:37 PM - 10:56 PM EDT Att: 34,332 - Cloudy - 79 F																
53 Melky Cabrera, S OBP: 0.317, SLG: 0.331	(1, 9) C FF 94 2-3 B FF 96 S FF 96 X FF 96		B FF 95 2-1 F FF 97 X FF 96	G3		1 SAFE 1-2 1 SAFE 1-2 C FF 90 F FF 97 X FF 96		D FO 78 1-1 X FO 78		B SI 89 1-3 S SI 84 S CH 84	K	5 0 1 0 0 2 3																	
10 Chipper Jones, S OBP: 0.382, SLG: 0.385	(1, 5) B FF 94 1-1 F FF 95 X FF 96					B FF 94 1-0 X CH 88		S FF 96 2-3 B FF 96 B SI 90 X SL 90						5 0 1 0 0 1 3															
16 Brian McCann, L OBP: 0.377, SLG: 0.434	(1, 2) S FF 95 1-3 B FF 96 S SL 90					B FF 96 1-0 X FF 96		B FF 94 2-1 H SL 90						3 1 0 0 1 1 2															
25 Troy Glaus, R OBP: 0.384, SLG: 0.458	(1, 3) C SL 83 3-3 B SL 88 B FF 95 F FF 95 X SI 87					B FF 96 2-0 X SL 84		B FF 96 3-1 H SL 90						3 1 0 0 1 1 2															
18 Brandon Hicks, R (11, PR)						B FF 96 2-0 X SL 84		B FF 96 1-2 F FF 95 X FF 96						5 0 1 0 0 1 2															
20 Eric Hinske, L OBP: 0.358, SLG: 0.500	(1, 7) F FF 96 1-3 B FF 96 S CH 88					C SL 87 0-3 F FF 96 S FF 96		C SL 87 0-3 S FF 96						0 1 0 0 0 0 0															
4 Omar Infante, R OBP: 0.339, SLG: 0.375	(9, 7)													3 0 0 0 0 3 1															
19 Yunel Escobar, R OBP: 0.345, SLG: 0.288	(1, 6) B SL 88 1-2 C FF 94 F FF 97 X SL 85													2 0 1 2 0 1 0															
1 Gregor Blanco, L OBP: 0.477, SLG: 0.459	(1, 8) B FF 93 2-2 S FF 94 S FF 96 X SL 88													4 0 1 0 0 0 0															
54 Kris Medlen, S ERA: 3.07	(1, 1) 6.0	24	6	1	1	0	0	0	0	0	0	0	0	0	72	108	1.50	1.000											
44 Brian Sanches, R ERA: 3.0	(7, 1) 1.0	5	1	1	1	0	0	0	0	0	0	0	0	11	19	9.00	2.000												
64 Tim Wood, R ERA: 4.81	(8, 1) 1.0	3	0	0	0	0	0	0	0	0	0	0	0	6	10	0.00	0.000												
32 Clay Hensley, R ERA: 2.36	(9, 1) 2.0	7	1	0	0	2	0	0	0	0	0	0	0	16	25	0.00	0.500												
46 Juan Carlos Oviedo, R ERA: 3.31	(11, 1) 0.0	L 3	2	2	2	0	1	0	0	0	0	0	0	0	8	15	=	=											
Inning Stats	R: 0 E: 0 K: 2 S: 12	H: 1 LOB: 1 BB: 0 P: 17	R: 0 E: 0 K: 2 S: 13	H: 0 LOB: 0 BB: 0 P: 18	R: 0 E: 0 K: 0 S: 10	H: 1 LOB: 1 BB: 1 P: 18	R: 0 E: 0 K: 1 S: 6	H: 1 LOB: 1 BB: 0 P: 10	R: 1 E: 0 K: 0 S: 11	H: 1 LOB: 1 BB: 1 P: 19	R: 0 E: 0 K: 0 S: 6	H: 0 LOB: 0 BB: 0 P: 10	R: 0 E: 0 K: 1 S: 8	H: 1 LOB: 1 BB: 0 P: 11	R: 0 E: 0 K: 0 S: 6	H: 0 LOB: 0 BB: 0 P: 10	R: 0 E: 0 K: 1 S: 8	H: 0 LOB: 1 BB: 0 P: 11	R: 0 E: 0 K: 1 S: 8	H: 0 LOB: 0 BB: 0 P: 14	R: 2 E: 0 K: 0 S: 8	H: 2 LOB: 2 BB: 1 P: 15	1B: 7 2B: 2 3B: 1 HR: 0	SF: 0 SAC: 1 DP: 1 HBP: 1	WP: 0 PB: 0 SB: 1 CS: 0	PA: 42			
PITCHER	IP WLS BF H R ER SO BB IBB HBP BLK WP HR S P ERA WHIP																												
55 Josh Johnson, R ERA: 1.82	(1, 1) 6.0	24	6	1	1	0	0	0	0	0	0	0	0	0	72	108	1.50	1.000											
44 Brian Sanches, R ERA: 3.0	(7, 1) 1.0	5	1	1	1	0	0	0	0	0	0	0	0	11	19	9.00	2.000												
64 Tim Wood, R ERA: 4.81	(8, 1) 1.0	3	0	0	0	0	0	0	0	0	0	0	0	6	10	0.00	0.000												
32 Clay Hensley, R ERA: 2.36	(9, 1) 2.0	7	1	0	0	2	0	0	0	0	0	0	0	16	25	0.00	0.500												
46 Juan Carlos Oviedo, R ERA: 3.31	(11, 1) 0.0	L 3	2	2	2	0	1	0	0	0	0	0	0	8	15	=	=												



Batter	1	2	3	4	5	6	7	8	9	AB	R	H	RBI	BB	SO	LOB	TOP										
8 Chris Coghlan, L (1,7) OBP: 0.347, SLG: 0.415	F7		G3		K				G6-3	5	0	1	0	0	1	0											
15 Gaby Sanchez, R (1,3) OBP: 0.377, SLG: 0.484										3	0	2	0	1	0	0											
2 Hanley Ramirez, R (1,6) OBP: 0.383, SLG: 0.502										4	0	0	0	0	3	4											
3 Jorge Cantu, R (1,5) OBP: 0.318, SLG: 0.434										3	0	1	0	0	0	1											
6 Dan Uggla, R (1,4) OBP: 0.356, SLG: 0.471										3	0	2	0	1	0	0											
12 Cody Ross, R (1,8) OBP: 0.346, SLG: 0.437										3	1	1	0	0	1	5											
29 Ronny Paulino, R (1,2) OBP: 0.343, SLG: 0.407										4	0	0	0	0	1	7											
27 Giancarlo Stanton, R (1,9) OBP: 0.258, SLG: 0.317										4	0	0	0	0	2	1											
19 Anibal Sánchez, R (1,1) OBP: 0.310, SLG: 0.200										2	0	0	0	0	1	0											
1 Emilio Bonifacio, S (7,PH) OBP: 0.158, SLG: 0.185										1	0	0	0	0	0	0											
43 Jose Veras, R (7,1)										0	0	0	0	0	0	0											
18 Wes Helms, R (9,PH) OBP: 0.310, SLG: 0.419										1	0	0	0	0	1	0											
Inning Stats	R: 0 E: 0 K: 1 S: 11	H: 1 LOB: 1 BB: 0 P: 14	R: 1 E: 1 K: 0 S: 11	H: 0 LOB: 0 BB: 0 P: 17	R: 0 E: 0 K: 0 S: 7	H: 0 LOB: 2 BB: 0 P: 9	R: 0 E: 0 K: 0 S: 10	H: 1 LOB: 2 BB: 0 P: 16	R: 0 E: 0 K: 2 S: 7	H: 0 LOB: 0 BB: 0 P: 7	R: 0 E: 0 K: 3 S: 16	H: 2 LOB: 3 BB: 1 P: 26	R: 0 E: 0 K: 3 S: 12	H: 1 LOB: 2 BB: 1 P: 20	R: 0 E: 0 K: 0 S: 5	H: 2 LOB: 1 BB: 0 P: 9	R: 0 E: 0 K: 2 S: 8	H: 0 LOB: 0 BB: 0 P: 9	1B: 7 2B: 0 3B: 0 HR: 0	SF: 0 SAC: 0 DP: 2 HBP: 2	WP: 0 PB: 0 CS: 1	PA: 37					
PITCHER	IP	WLS	BF	H	R	ER	SO	BB	IBB	HBP	BLK	WP	HR	S	P	ERA	WHIP										
48 Tommy Hanson, R (1,1) ERA: 4.19	6.2	W	29	5	1	0	8	2	0	2	0	0	0	71	106	0.00	1.050										
58 Peter Moylan, R (7,1) ERA: 3.09	0.1	H	1	0	0	0	1	0	0	0	0	0	0	3	3	0.00	0.000										
40 Takashi Saito, R (8,1) ERA: 3.56	1.0	H	4	2	0	0	0	0	0	0	0	0	0	5	9	0.00	2.000										
13 Billy Wagner, L (9,1) ERA: 1.35	1.0	S	3	0	0	0	2	0	0	0	0	0	0	8	9	0.00	0.000										

Florida Marlins @ Atlanta Braves
Turner Field, Atlanta, GA
Sat Jul 03 2010, 4:11 PM - 6:56 PM EDT
Att: 30,148 - Cloudy - 82 F

AB 33
R 1
H 7
RBI 0
BB 2
SO 11
LOB 18



Batter	1	2	3	4	5	6	7	8	9	AB	R	H	RBI	BB	SO	LOB	BOTTOM										
14 Martín Prado, R (1,4) OBP: 0.375, SLG: 0.482	G4-3		G4-3	F9						4	0	1	0	0	0	1											
53 Melky Cabrera, S (1,9) OBP: 0.316, SLG: 0.329										4	0	1	0	0	2	1											
10 Chipper Jones, S (1,5) OBP: 0.380, SLG: 0.380										3	1	0	0	1	1	2											
16 Brian McCann, L (1,2) OBP: 0.379, SLG: 0.435										4	1	2	0	0	0	0											
20 Eric Hinske, L (1,3) OBP: 0.348, SLG: 0.488										4	0	0	0	0	1	4											
4 Omar Infante, R (1,7) OBP: 0.343, SLG: 0.378										4	1	2	1	0	1	0											
19 Yunel Escobar, R (1,6) OBP: 0.348, SLG: 0.292										2	1	1	1	1	0	1											
1 Grégor Blanco, L (1,8) OBP: 0.468, SLG: 0.450										3	0	1	2	0	1	2											
48 Tommy Hanson, R (1,1) OBP: 0.129, SLG: 0.133										1	0	0	0	0	1	0											
58 Peter Moylan, R (7,1) ERA: 3.35										0	0	0	0	0	0	0											
23 Matt Diaz, R (7,PH) OBP: 0.222, SLG: 0.237										1	0	0	0	0	0	0											
40 Takashi Saito, L (8,1)										0	0	0	0	0	0	0											
13 Billy Wagner, L (9,1) ERA: 6.17										0	0	0	0	0	0	0											
Inning Stats	R: 0 E: 0 K: 0 S: 15	H: 2 LOB: 2 BB: 0 P: 24	R: 0 E: 0 K: 1 S: 9	H: 1 LOB: 1 BB: 0 P: 14	R: 0 E: 0 K: 1 S: 8	H: 0 LOB: 0 BB: 0 P: 12	R: 4 E: 0 K: 1 S: 17	H: 4 LOB: 1 BB: 1 P: 26	R: 0 E: 0 K: 1 S: 8	H: 0 LOB: 0 BB: 0 P: 14	R: 0 E: 0 K: 0 S: 11	H: 0 LOB: 1 BB: 1 P: 18	R: 0 E: 0 K: 2 S: 13	H: 1 LOB: 1 BB: 0 P: 18	R: 0 E: 0 K: 1 S: 11	H: 0 LOB: 0 BB: 0 P: 14	1B: 7 2B: 2 3B: 0 HR: 0	SF: 0 SAC: 1 DP: 1 HBP: 0	WP: 1 PB: 0 CS: 1	PA: 33							
PITCHER	IP	WLS	BF	H	R	ER	SO	BB	IBB	HBP	BLK	WP	HR	S	P	ERA	WHIP										
19 Anibal Sánchez, R (1,1) ERA: 3.35	6.0	L	26	7	4	4	3	2	0	0	0	0	0	68	108	6.00	1.500										
43 Jose Veras, R (7,1) ERA: 6.17	2.0		7	1	0	0	3	0	0	0	0	1	0	24	32	0.00	0.500										

Florida Marlins @ Atlanta Braves
Turner Field, Atlanta, GA
Sat Jul 03 2010, 4:11 PM - 6:56 PM EDT
Att: 30,148 - Cloudy - 82 F

AB 30
R 4
H 8
RBI 4
BB 2
SO 7
LOB 11



Batter	1	2	3	4	5	6	7	8	9	AB	R	H	RBI	BB	SO	LOB	TOP	
14 Martín Prado, R OBP: 0.370, SLG: 0.474										4	0	0	0	0	2	0	Atlanta Braves @ Philadelphia Phillies Citizens Bank Park, Philadelphia, PA Mon Jul 05 2010, 7:10 PM - 9:23 PM EDT Att: 45,404 - Clear - 97 F	
4 Omar Infante, R OBP: 0.333, SLG: 0.367										4	0	0	0	0	2	0		
10 Chipper Jones, S OBP: 0.384, SLG: 0.490										4	1	2	1	0	0	0		
16 Brian McCann, L OBP: 0.382, SLG: 0.454										4	0	2	0	0	1	1		
20 Eric Hinske, L OBP: 0.342, SLG: 0.476										2	0	0	0	1	0	2		
53 Melky Cabrera, S OBP: 0.312, SLG: 0.324										3	0	0	0	0	1	2		
19 Yunel Escobar, R OBP: 0.339, SLG: 0.283										3	0	0	0	0	0	0		
1 Grégor Blanco, L OBP: 0.444, SLG: 0.426										3	0	1	0	0	0	0		
32 Derek Lowe, R OBP: 0.185, SLG: 0.160										2	0	0	0	0	0	0		
7 Brooks Conrad, S (8, PH) OBP: 0.316, SLG: 0.529										1	0	0	0	0	1	1		
39 Jonny Venters, L (8, 1)										0	0	0	0	0	0	0		
Inning Stats	R: 1 E: 0 K: 1 S: 10	H: 2 LOB: 1 BB: 0 P: 10	R: 0 E: 0 K: 0 S: 6	H: 0 LOB: 0 BB: 0 P: 9	R: 0 E: 0 K: 0 S: 6	H: 0 LOB: 0 BB: 0 P: 9	R: 0 E: 0 K: 1 S: 10	H: 1 LOB: 1 BB: 0 P: 14	R: 0 E: 0 K: 2 S: 8	H: 1 LOB: 0 BB: 1 P: 11	R: 0 E: 0 K: 0 S: 7	H: 0 LOB: 0 BB: 0 P: 9	R: 0 E: 0 K: 1 S: 5	H: 0 LOB: 0 BB: 0 P: 6	1B: 2 2B: 2 3B: 0 HR: 1	SF: 0 SAC: 0 DP: 1 HBP: 0	WP: 0 PB: 0 SB: 0 CS: 1	PA: 31
PITCHER 34 Roy Halladay, R ERA: 2.33	IP: 9.0 WLS: W BF: 31 H: 5 R: 1 ER: 1 SO: 7 BB: 1 IBB: 0 HBP: 0 BLK: 0 WP: 0 HR: 1 S: 68 P: 93 ERA: 1.00 WHIP: 0.667															PITCHER		

AB	30
R	1
H	5
RBI	1
BB	1
SO	7
LOB	6



Batter	1	2	3	4	5	6	7	8	9	AB	R	H	RBI	BB	SO	LOB	BOTTOM			
11 Jimmy Rollins, S OBP: 0.364, SLG: 0.473										4	0	0	0	0	0	0	Atlanta Braves @ Philadelphia Phillies Citizens Bank Park, Philadelphia, PA Mon Jul 05 2010, 7:10 PM - 9:23 PM EDT Att: 45,404 - Clear - 97 F			
8 Shane Victorino, S OBP: 0.322, SLG: 0.446										4	0	0	0	0	0	0				
29 Raul Ibanez, L OBP: 0.327, SLG: 0.393										4	0	2	0	0	0	0				
6 Ryan Howard, L OBP: 0.350, SLG: 0.502										4	0	2	0	0	0	1				
28 Jayson Werth, R OBP: 0.371, SLG: 0.531										4	2	2	0	0	0	3				
19 Greg Dobbs, L OBP: 0.245, SLG: 0.299										3	1	2	2	0	0	1				
7 Juan Castro, R OBP: 0.244, SLG: 0.259										1	0	1	1	0	0	0				
21 Wilson Valdez, R OBP: 0.276, SLG: 0.395										4	0	0	0	0	1	4				
4 Dane Sardinha, R OBP: 0.273, SLG: 0.594										2	0	0	0	1	2	2				
34 Roy Halladay, R OBP: 0.102, SLG: 0.102										3	0	0	0	0	3	5				
Inning Stats	R: 0 E: 0 K: 0 S: 7	H: 1 LOB: 1 BB: 0 P: 11	R: 0 E: 0 K: 2 S: 16	H: 2 LOB: 2 BB: 0 P: 25	R: 0 E: 0 K: 0 S: 8	H: 0 LOB: 0 BB: 0 P: 14	R: 0 E: 0 K: 1 S: 12	H: 1 LOB: 3 BB: 1 P: 21	R: 0 E: 0 K: 0 S: 6	H: 0 LOB: 0 BB: 0 P: 11	R: 2 E: 0 K: 2 S: 11	H: 2 LOB: 0 BB: 0 P: 16	R: 0 E: 0 K: 1 S: 5	H: 0 LOB: 0 BB: 0 P: 10	R: 1 E: 0 K: 0 S: 12	H: 3 LOB: 1 BB: 0 P: 17	1B: 8 2B: 0 3B: 0 HR: 1	SF: 0 SAC: 0 DP: 0 HBP: 0	WP: 0 PB: 0 SB: 0 CS: 2	PA: 34
PITCHER 32 Derek Lowe, R ERA: 4.4 39 Jonny Venters, L ERA: 1.41	IP: 7.0 WLS: L BF: 29 H: 6 R: 2 ER: 2 SO: 6 BB: 1 IBB: 0 HBP: 0 BLK: 0 WP: 0 HR: 1 S: 65 P: 108 ERA: 2.57 WHIP: 1.000															PITCHER				

AB	33
R	3
H	9
RBI	3
BB	1
SO	6
LOB	16



Batter	1	2	3	4	5	6	7	8	9	10	11	AB	R	H	RBI	BB	SO	LOB	TOP				
14 Martin Prado, R OBP: 0.372, SLG: 0.482	(1,4) C FF 91 1-1 B FF 92 1-1 X FF 91 1-1 10 BB 25 G4-3 4 B 1B		C CH 84 4-2 B FC 80 B FF 94 B FF 96 B FF 95 B FF 92		C FF 93 0-2 C FF 94 X FF 95		C FF 92 1-2 B CH 77 F CH 83 X FF 95		C FF 94 1-2 B FF 94 B FF 94 X FF 96		B FF 92 1-3 F FF 93 F FF 93 S FF 92		5	2	2	1	1	1	0				
4 Omar Infante, R OBP: 0.335, SLG: 0.368	(1,9) X FF 90 0-0 G4-3 25 10 BB 1-2 1B		B FF 92 1-3 C CH 85 S CH 84		F FF 92 1-2 B FF 94 F FF 94 F FF 95 X CH 86		F FF 93 1-3 B FF 94 F FF 94 B FF 95 C FF 96		B FF 94 1-0 X SI 92		B SI 94 1-0 X SI 92		5	0	2	0	0	2	1				
10 Chipper Jones, S OBP: 0.384, SLG: 0.397	(1,5) C FF 93 4-2 S CH 84 B FF 93 F FF 92 B FF 94 B FF 94 B FF 92		B CU 76 1-1 S CH 84 X FF 92		S FF 93 1-3 T FF 93 B FF 94 S FF 94		B FF 94 3-2 C SL 86 B SI 96 X FF 94		B FF 94 3-2 C SL 86 B SI 96 X FF 94		X SI 93 0-0 X SI 92		4	0	1	0	1	1	2				
25 Troy Glaus, R OBP: 0.303, SLG: 0.346 18 Brandon Hicks, R OBP: 0.285, SLG: 0.311 40 Takashi Saito, L OBP: 0.312, SLG: 0.324 34 Eric O'Flaherty, L OBP: 0.299, SLG: 0.360 7 Jose Gload, L OBP: 0.250, SLG: 0.259 53 Melky Cabrera, S OBP: 0.312, SLG: 0.324	(1,3) C FF 91 0-2 B SI 89 X FC 92 G4-3 1-2 2-3 3-H		C FF 92 2-2 S CH 83 B CU 80 B CH 84 F FF 92 F FF 94 X CH 84		C FF 92 2-2 S CH 83 B CU 80 B CH 84 F FF 92 F FF 94 X CH 84		C CH 81 1-1 C FF 91 X FF 92		X SI 96 0-0 X SI 92		C SI 93 1-1 X SI 92		4	0	1	0	0	0	2				
19 Yunel Escobar, R OBP: 0.340, SLG: 0.286	(1,6) S CH 85 0-1 X CH 85 F9		F FF 93 3-1 F CU 79 B CH 85 X FF 92		C CH 81 1-1 B CH 81 B CH 82		C SL 86 0-1 X SI 96		C SL 86 0-1 X SI 96		X SI 92 0-0 X SI 92		5	1	2	0	0	0	3				
23 Matt Diaz, R OBP: 0.244, SLG: 0.294 13 Billy Wagner, L OBP: 0.250, SLG: 0.100	(1,7) C FF 91 2-2 S CH 83 B CU 80 B CH 84 F FF 92 F FF 94 X CH 84		F FF 93 0-1 X FC 89		F FF 92 0-2 F FF 92 X FF 93		C SL 86 0-1 X SI 96		C SL 86 0-1 X SI 96		L SI 91 0-1 X SI 92		5	2	3	1	0	0	3				
8 David Ross, R OBP: 0.395, SLG: 0.353 16 Brian McCann, L OBP: 0.380, SLG: 0.450	(1,2) F FF 93 0-3 C CU 79 F FF 93 S CH 80		C FF 94 0-2 F FF 94 X FF 94		1 SAFE F FF 92 F FF 92 X CH 84		B FF 91 3-2 B FF 92 C SI 91 X SI 93		B FF 91 3-2 B FF 92 C SI 91 X SI 93		B FF 92 1-3 C FF 92 F FF 93 S FF 94		3	0	1	1	0	1	2				
1 Grégor Blanco, L OBP: 0.407, SLG: 0.385	(1,8) 1 SAFE F FF 92 F FF 92 X CU 81 G6-4-3 1-2 1-2		X FC 90 0-0 X FC 90		C FF 90 0-3 F FF 90 S CH 83		B FF 91 0-3 B SI 93 S CH 83		B FF 92 2-3 C FF 92 S FF 92		B FF 92 2-3 C FF 92 S FF 92		5	0	0	0	0	3	3				
49 Jair Jurrjens, R OBP: 0.260, SLG: 0.100 58 Peter Moylan, R OBP: 0.299, SLG: 0.360 39 Jonny Venters, L OBP: 0.289, SLG: 0.385 20 Eric Hinske, L OBP: 0.344, SLG: 0.494	(1,1) C FF 92 2-3 F FF 92 F FF 94 B FF 94 B FF 94 B FF 94		C FF 92 0-3 F FF 92 F FF 92 X CH 84		B FF 92 2-3 F FF 92 F FF 92 X CH 84		B FF 92 2-3 F FF 92 F FF 92 X CH 84		B FF 92 2-3 F FF 92 F FF 92 X CH 84		B FF 92 2-3 F FF 92 F FF 92 X CH 84		3	0	0	0	0	3	0				
Inning Stats	R: 1 E: 0 K: 0 S: 11	H: 2 LOB: 1 BB: 1 P: 16	R: 0 E: 0 K: 1 S: 14	H: 1 LOB: 0 BB: 0 P: 17	R: 0 E: 0 K: 2 S: 14	H: 0 LOB: 1 BB: 1 P: 22	R: 1 E: 0 K: 0 S: 12	H: 2 LOB: 1 BB: 0 P: 17	R: 0 E: 0 K: 2 S: 14	H: 1 LOB: 1 BB: 0 P: 16	R: 0 E: 0 K: 3 S: 14	H: 1 LOB: 0 BB: 0 P: 18	R: 0 E: 0 K: 0 S: 11	H: 2 LOB: 2 BB: 0 P: 17	R: 0 E: 0 K: 2 S: 9	H: 0 LOB: 0 BB: 0 P: 12	R: 0 E: 0 K: 3 S: 17	H: 0 LOB: 0 BB: 0 P: 22	1B: 9 2B: 2 3B: 0 HR: 2	SF: 0 SAC: 0 DP: 2 HBP: 0	WP: 0 PB: 0 SB: 0 CS: 0	PA: 46	
PITCHER	35 Cole Hamels, L ERA: 4.05	52 Jose Contreras, R ERA: 3.16	16 J.C. Romero, L ERA: 2.12	54 Brad Lidge, R ERA: 4.85	57 David Herndon, R ERA: 4.08	PITCHER	59 Mike Zagurski, L ERA: 3.38																

Atlanta Braves @ Philadelphia Phillies
Citizens Bank Park, Philadelphia, PA
Tue Jul 06 2010, 7:08 PM - 10:38 PM EDT
Att: 44,715 - Cloudy - 99 F

livebaseballscorecards.com

AB 44
R 6
H 13
RBI 5
BB 2
SO 13
LOB 19



Batter	1	2	3	4	5	6	7	8	9	10	11	AB	R	H	RBI	BB	SO	LOB	BOTTOM			
11 Jimmy Rollins, S OBP: 0.357, SLG: 0.454	(1,6) C FF 90 4-2 B SI 89 B FF 90 C CH 84 B SI 91 B FF 89		C SI 88 0-1 X SI 89		B CH 82 1-0 X SL 81		B SL 83 2-1 B SI 92 C FF 92 X SL 82		B SI 83 2-1 B SI 92 C FF 92 X SL 82		F FF 94 2-2 B FF 95 C CH 81 X SL 82		4	1	0	0	1	0	0			
8 Shane Victorino, S OBP: 0.321, SLG: 0.442	(1,8) 1 SAFE 1 SAFE C SL 80 C SI 93 T SI 93		C CH 84 1-3 B CH 85 S SL 80		X SI 92 0-0 X SI 92		B FF 92 2-0 X FF 92		B FF 92 2-0 X FF 92		C SL 81 0-2 X SI 81		5	0	1	0	0	2	1			
29 Raul Ibanez, L OBP: 0.328, SLG: 0.401	(1,7) B SI 91 1-2 C FF 92 X SI 94		C FF 92 1-1 X CH 83		B SI 90 4-2 B SI 89 C FF 90 S CH 84 B CH 85		B SI 87 2-3 C FF 94 B SI 94 B SI 94		B SI 87 2-3 C FF 94 B SI 94 B SI 94		C FF 94 2-3 B FF 94 C SI 83 D SL 83 S FF 96		4	2	1	2	1	2	1			
6 Ryan Howard, L OBP: 0.349, SLG: 0.505	(1,3) C FF 93 2-2 B SI 81 S SL 81 B CH 82 F CH 85 X SI 92		B SL 83 3-2 B CH 83 C SL 84 B FF 92 F CH 85 X SL 78		B SI 92 2-1 B SI 84 C SL 81 X SI 92		B SI 90 4-2 B SI 89 C FF 90 S CH 84 B CH 85		C SI 93 3-2 B SI 94 B SI 92 X SI 93		C SI 93 1-1 X FF 93		4	0	1	1	0	0	0			
28 Jayson Werth, R OBP: 0.366, SLG: 0.523	(1,9) B SI 91 3-2 C SI 81 S SL 83 B CH 84 B CH 86 X CH 85		B SI 92 2-1 B SI 84 C SL 81 X SI 92		B SI 92 2-1 B SI 84 C SL 81 X SI 92		B SI 90 4-2 B SI 89 C FF 90 S CH 84 B CH 85		B SI 90 4-2 B SI 89 C FF 90 S CH 84 B CH 85		X FF 95 0-0 X FF 95		4	0	0	0	0	1	1			
19 Greg Dobbs, L OBP: 0.250, SLG: 0.295 10 Ben Francisco, R OBP: 0.299, SLG: 0.360 7 Juan Castro, R OBP: 0.250, SLG: 0.259	(1,5) F SI 89 0-1 X CH 84 G4-3		B SI 91 4-1 B SI 84 S CH 84 B SI 80		B SI 91 4-1 B SI 84 S CH 84 B SI 80		B SI 90 4-2 B SI 89 C FF 90 S CH 84 B CH 85		B SI 90 4-2 B SI 89 C FF 90 S CH 84 B CH 85		B FF 96 4-1 B FF 95 B FF 96 B FF 95		1	0	0	0	1	0	0			
21 Wilson Valdez, R OBP: 0.269, SLG: 0.385	(1,4) B FF 91 1-0 X SI 90 G6-3		B FF 91 2-2 1 SAFE F FF 90 F FF 92		B SI 91 4-1 B SI 84 S CH 84 B SI 80		B SI 90 4-2 B SI 89 C FF 90 S CH 84 B CH 85		B SI 90 4-2 B SI 89 C FF 90 S CH 84 B CH 85		C FF 90 2-2 1 SAFE S FC 80 B FC 96 X FC 91		4	0	0	0	0	3				
4 Dane Sardinha, R OBP: 0.243, SLG: 0.528	(1,2) C SI 92 1-3 B CH 84 S SL 80		C SL 83 0-3 S SL 82 X SL 83		C SI 88 0-2 X SL 78		B SI 82 1-2 X SL 83		B SI 82 1-2 X SL 83		B FC 89 1-0 X FF 94		4	0	0	0	0	2	1			
35 Cole Hamels, L ERA: 4.05 52 Jose Contreras, R ERA: 3.16 16 J.C. Romero, S ERA: 2.12 3 Ross Gload, L OBP: 0.250, SLG: 0.259 54 Brad Lidge, R ERA: 4.85 57 David Herndon, R ERA: 4.08 59 Mike Zagurski, L ERA: 3.38 12 Cody Ransom, R ERA: 3.03	(1,1) C FF 90 0-1 X SI 89		C SI 88 0-0 X SI 89		C SI 88 0-2 X SL 78		B SI 82 1-2 X SL 83		B SI 82 1-2 X SL 83		B FF 94 3-2 C FF 94 F FF 93 S FF 94		2	0	0	0	0	0	0			
Inning Stats	R: 2 E: 0 K: 1 S: 17	H: 1 LOB: 0 BB: 1 P: 28	R: 0 E: 0 K: 1 S: 6	H: 0 LOB: 0 BB: 0 P: 8	R: 0 E: 0 K: 1 S: 6	H: 0 LOB: 0 BB: 0 P: 7	R: 0 E: 0 K: 0 S: 7	H: 0 LOB: 0 BB: 0 P: 13	R: 0 E: 0 K: 1 S: 7	H: 0 LOB: 0 BB: 0 P: 13	R: 0 E: 0 K: 0 S: 5	H: 0 LOB: 0 BB: 0 P: 6	R: 1 E: 0 K: 1 S: 13	H: 1 LOB: 1 BB: 1 P: 25	R: 0 E: 0 K: 0 S: 8	H: 0 LOB: 0 BB: 0 P: 11	R: 0 E: 0 K: 1 S: 7	H: 0 LOB: 1 BB: 1 P: 13	1B: 1 2B: 0 3B: 1 HR: 1	SF: 0 SAC: 0 DP: 1 HBP: 0	WP: 0 PB: 0 SB: 1 CS: 0	PA: 39
PITCHER	49 Jair Jurrjens, R ERA: 5.4	58 Peter Moylan, R ERA: 2.97	39 Jonny Venters, L ERA: 1.38	40 Takashi Saito, R ERA: 3.45	34 Eric O'Flaherty, L ERA: 2.32	PITCHER	43 Jesse Chavez, R ERA: 5.63	13 Billy Wagner, L ERA: 1.31														

Atlanta Braves @ Philadelphia Phillies
Citizens Bank Park, Philadelphia, PA
Tue Jul 06 2010, 7:08 PM - 10:38 PM EDT
Att: 44,715 - Cloudy - 99 F

livebaseballscorecards.com

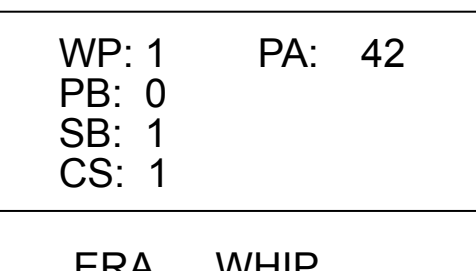
AB 35
R 3
H 3
RBI 3
BB 4
SO 7
LOB 8



Batter	1	2	3	4	5	6	7	8	9	AB	R	H	RBI	BB	SO	LOB	TOP									
14 Martín Prado, R OBP: 0.370, SLG: 0.493	G6-3	K			G4-3		F9	K		5	0	0	0	0	2	2										
53 Melky Cabrera, S OBP: 0.319, SLG: 0.351	1B		G3-1		P5		HR		1B	5	2	3	1	0	0	0										
4 Omar Infante, R OBP: 0.349, SLG: 0.397	1B						HR		G1-3	5	2	4	1	0	0	1										
16 Brian McCann, L OBP: 0.382, SLG: 0.453	F9				K					3	0	1	0	2	1	3										
25 Troy Glaus, R OBP: 0.362, SLG: 0.448	E6				K					4	0	1	1	1	2	3										
20 Eric Hinske, L OBP: 0.337, SLG: 0.483	K									3	0	0	0	0	1	2										
23 Matt Diaz, R OBP: 0.240, SLG: 0.319	K				F8		G6-3		F9	2	0	0	0	0	4											
19 Yunel Escobar, R OBP: 0.334, SLG: 0.285			G1-3							4	0	1	0	0	0	0										
1 Grégor Blanco, L OBP: 0.413, SLG: 0.382										3	0	1	0	1	1	0										
48 Tommy Hanson, R ERA: 2.77										2	0	1	0	0	0	2										
34 Eric O'Flaherty, L ERA: 2.34										0	0	0	0	0	0	0										
7 Brooks Conrad, S ERA: 1.56										0	0	0	0	0	0	0										
39 Jonny Venters, L ERA: 1.8										0	0	0	0	0	0	0										
15 Tim Hudson, R ERA: 1.8										0	0	0	0	0	0	0										
40 Takashi Saito, L ERA: 2.51										0	0	0	0	0	0	0										
13 Billy Wagner, L ERA: 2.51										0	0	0	0	0	0	0										
Inning Stats	R: 1 H: 2 E: 1 K: 1 S: 11	H: 2 LOB: 2 BB: 0 P: 15	R: 0 H: 1 E: 0 K: 2 S: 17	H: 1 LOB: 1 BB: 0 P: 24	R: 0 H: 1 E: 0 K: 1 S: 8	H: 1 LOB: 1 BB: 0 P: 11	R: 0 H: 1 E: 0 K: 1 S: 11	H: 1 LOB: 2 BB: 1 P: 20	R: 1 H: 2 E: 0 K: 0 S: 12	H: 2 LOB: 2 BB: 1 P: 20	R: 0 H: 0 E: 0 K: 0 S: 9	H: 0 LOB: 0 BB: 0 P: 13	R: 2 H: 3 E: 0 K: 1 S: 15	H: 3 LOB: 1 BB: 1 P: 28	R: 0 H: 1 E: 0 K: 1 S: 8	H: 1 LOB: 1 BB: 0 P: 8	R: 0 H: 1 E: 0 K: 1 S: 8	H: 1 LOB: 2 BB: 1 P: 14	1B: 8 2B: 3 3B: 0 HR: 2	SF: 0 SAC: 1 DP: 1 HBP: 0	WP: 1 PB: 0 SB: 1 CS: 1	PA: 42				
PITCHER	IP WLS BF H R ER SO BB IBB HBP BLK WP HR S P ERA WHIP	IP WLS BF H R ER SO BB IBB HBP BLK WP HR S P ERA WHIP	IP WLS BF H R ER SO BB IBB HBP BLK WP HR S P ERA WHIP	IP WLS BF H R ER SO BB IBB HBP BLK WP HR S P ERA WHIP	IP WLS BF H R ER SO BB IBB HBP BLK WP HR S P ERA WHIP	IP WLS BF H R ER SO BB IBB HBP BLK WP HR S P ERA WHIP	IP WLS BF H R ER SO BB IBB HBP BLK WP HR S P ERA WHIP	IP WLS BF H R ER SO BB IBB HBP BLK WP HR S P ERA WHIP	IP WLS BF H R ER SO BB IBB HBP BLK WP HR S P ERA WHIP	IP WLS BF H R ER SO BB IBB HBP BLK WP HR S P ERA WHIP	IP WLS BF H R ER SO BB IBB HBP BLK WP HR S P ERA WHIP	IP WLS BF H R ER SO BB IBB HBP BLK WP HR S P ERA WHIP	IP WLS BF H R ER SO BB IBB HBP BLK WP HR S P ERA WHIP	IP WLS BF H R ER SO BB IBB HBP BLK WP HR S P ERA WHIP	IP WLS BF H R ER SO BB IBB HBP BLK WP HR S P ERA WHIP	IP WLS BF H R ER SO BB IBB HBP BLK WP HR S P ERA WHIP	IP WLS BF H R ER SO BB IBB HBP BLK WP HR S P ERA WHIP	IP WLS BF H R ER SO BB IBB HBP BLK WP HR S P ERA WHIP	IP WLS BF H R ER SO BB IBB HBP BLK WP HR S P ERA WHIP	IP WLS BF H R ER SO BB IBB HBP BLK WP HR S P ERA WHIP	IP WLS BF H R ER SO BB IBB HBP BLK WP HR S P ERA WHIP	IP WLS BF H R ER SO BB IBB HBP BLK WP HR S P ERA WHIP	IP WLS BF H R ER SO BB IBB HBP BLK WP HR S P ERA WHIP	IP WLS BF H R ER SO BB IBB HBP BLK WP HR S P ERA WHIP	IP WLS BF H R ER SO BB IBB HBP BLK WP HR S P ERA WHIP	
16 Ángel Pagán, S OBP: 0.364, SLG: 0.457	1B		SF9		K		K2-3		P4	5	0	2	0	0	2	1										
7 José Reyes, S OBP: 0.320, SLG: 0.417	K		SH5-4				G4-3			3	0	1	1	0	1	1										
5 David Wright, R OBP: 0.392, SLG: 0.539	K		SF9		F8					3	0	1	1	0	1	2										
29 Ike Davis, L OBP: 0.332, SLG: 0.428	G1-3									4	0	1	0	0	1	3										
44 Jason Bay, R OBP: 0.356, SLG: 0.428	F7									3	0	0	0	1	2	1										
30 Josh Thole, L OBP: 0.579, SLG: 0.563										3	0	1	0	1	1	2										
75 Francisco Rodríguez, R ERA: 1.8										0	0	0	0	0	0	0										
12 Jeff Francoeur, R OBP: 0.306, SLG: 0.395	P4				F7		G6-3		L4	4	0	0	0	0	5											
11 Rubén Tejada, R OBP: 0.293, SLG: 0.291										2	0	0	0	0	0	1										
27 Jesús Feliciano, L OBP: 0.296, SLG: 0.358	F9									1	0	0	0	0	2											
13 Alex Cora, L OBP: 0.291, SLG: 0.309										1	0	0	0	0	0	0										
43 R.A. Dickey, R ERA: 4.13										2	2	2	0	0	0	0										
25 Pedro Feliciano, L ERA: 2.3										0	0	0	0	0	0	0										
64 Elmer Dessens, R ERA: 1.33										0	0	0	0	0	0	0										
6 Nick Evans, R ERA: 3.55										0	0	0	0	0	0	0										
39 Bobby Parnell, R ERA: 1.24										1	0	0	0	0	0	0										
21 Rod Barajas, R ERA: 1.24										1	0	0	0	0	0	0										
Inning Stats	R: 0 H: 1 E: 0 K: 2 S: 16	H: 1 LOB: 1 BB: 0 P: 20	R: 0 H: 1 E: 0 K: 0 S: 11	H: 1 LOB: 1 BB: 0 P: 17	R: 1 H: 2 E: 0 K: 1 S: 10	H: 2 LOB: 1 BB: 0 P: 14	R: 0 H: 0 E: 0 K: 2 S: 7	H: 0 LOB: 0 BB: 0 P: 12	R: 1 H: 2 E: 0 K: 1 S: 15	H: 2 LOB: 1 BB: 0 P: 18	R: 0 H: 1 E: 0 K: 0 S: 8	H: 1 LOB: 2 BB: 1 P: 15	R: 0 H: 0 E: 0 K: 2 S: 8	H: 0 LOB: 0 BB: 0 P: 13	R: 0 H: 1 E: 0 K: 1 S: 11	H: 1 LOB: 2 BB: 1 P: 17	R: 0 H: 0 E: 0 K: 0 S: 7	H: 0 LOB: 0 BB: 0 P: 9	1B: 6 2B: 2 3B: 0 HR: 0	SF: 1 SAC: 1 DP: 0 HBP: 0	WP: 3 PB: 0 SB: 1 CS: 0	PA: 37				
PITCHER	IP WLS BF H R ER SO BB IBB HBP BLK WP HR S P ERA WHIP	IP WLS BF H R ER SO BB IBB HBP BLK WP HR S P ERA WHIP	IP WLS BF H R ER SO BB IBB HBP BLK WP HR S P ERA WHIP	IP WLS BF H R ER SO BB IBB HBP BLK WP HR S P ERA WHIP	IP WLS BF H R ER SO BB IBB HBP BLK WP HR S P ERA WHIP	IP WLS BF H R ER SO BB IBB HBP BLK WP HR S P ERA WHIP	IP WLS BF H R ER SO BB IBB HBP BLK WP HR S P ERA WHIP	IP WLS BF H R ER SO BB IBB HBP BLK WP HR S P ERA WHIP	IP WLS BF H R ER SO BB IBB HBP BLK WP HR S P ERA WHIP	IP WLS BF H R ER SO BB IBB HBP BLK WP HR S P ERA WHIP	IP WLS BF H R ER SO BB IBB HBP BLK WP HR S P ERA WHIP	IP WLS BF H R ER SO BB IBB HBP BLK WP HR S P ERA WHIP	IP WLS BF H R ER SO BB IBB HBP BLK WP HR S P ERA WHIP	IP WLS BF H R ER SO BB IBB HBP BLK WP HR S P ERA WHIP	IP WLS BF H R ER SO BB IBB HBP BLK WP HR S P ERA WHIP	IP WLS BF H R ER SO BB IBB HBP BLK WP HR S P ERA WHIP	IP WLS BF H R ER SO BB IBB HBP BLK WP HR S P ERA WHIP	IP WLS BF H R ER SO BB IBB HBP BLK WP HR S P ERA WHIP	IP WLS BF H R ER SO BB IBB HBP BLK WP HR S P ERA WHIP	IP WLS BF H R ER SO BB IBB HBP BLK WP HR S P ERA WHIP	IP WLS BF H R ER SO BB IBB HBP BLK WP HR S P ERA WHIP	IP WLS BF H R ER SO BB IBB HBP BLK WP HR S P ERA WHIP	IP WLS BF H R ER SO BB IBB HBP BLK WP HR S P ERA WHIP	IP WLS BF H R ER SO BB IBB HBP BLK WP HR S P ERA WHIP	IP WLS BF H R ER SO BB IBB HBP BLK WP HR S P ERA WHIP	IP WLS BF H R ER SO BB IBB HBP BLK WP HR S P ERA WHIP

Atlanta Braves @ New York Mets
Citi Field, Flushing, NY
Fri Jul 09 2010, 7:11 PM - 10:16 PM EDT
Att: 36,356 - Partly Cloudy - 82 F

AB 37
R 4
H 12
RBI 3
BB 4
SO 8
LOB 17



Atlanta Braves @ New York Mets
Citi Field, Flushing, NY
Fri Jul 09 2010, 7:11 PM - 10:16 PM EDT
Att: 36,356 - Partly Cloudy - 82 F

AB 33
R 2
H 8
RBI 2
BB 2
SO 9
LOB 18



Batter	1	2	3	4	5	6	7	8	9	AB	R	H	RBI	BB	SO	LOB	TOP			
14 Martín Prado, R (1.4) OBP: 0.367, SLG: 0.484	F7		L3				P4			4	0	0	0	0	1	2	<p>Atlanta Braves @ New York Mets</p> <p>Citi Field, Flushing, NY</p> <p>Sun Jul 11 2010, 1:11 PM - 4:00 PM EDT</p> <p>Att: 36,402 - Partly Cloudy - 86 F</p>			
4 Omar Infante, R (1.9) OBP: 0.358, SLG: 0.404	1B		1B				G6-3			4	0	2	0	0	0	1				
10 Chipper Jones, S (1.5) OBP: 0.378, SLG: 0.393	K		P3					K		4	0	0	0	0	2	3				
25 Troy Glaus, R (1.3) OBP: 0.361, SLG: 0.441	F8							F9		4	0	0	0	0	1	1				
16 Brian McCann, L (1.2) OBP: 0.380, SLG: 0.447		K						G4-3		3	0	0	0	1	1	0				
23 Matt Diaz, R (1.7) OBP: 0.285, SLG: 0.351	F8							G2-3		4	0	2	0	0	0	0				
19 Yunel Escobar, R (1.6) OBP: 0.334, SLG: 0.284	P3							F9		4	0	0	0	0	0	3				
53 Melky Cabrera, S (1.8) OBP: 0.316, SLG: 0.348			2B					F8		3	0	1	0	1	0	0				
32 Derek Lowe, R (1.1) OBP: 0.172, SLG: 0.148			FC3-5							2	0	0	0	0	1	4				
58 Peter Moylan, R (6.1)			FC3-5							0	0	0	0	0	0	0				
7 Brooks Conrad, S (7. PH) OBP: 0.316, SLG: 0.514			4 1B							0	0	0	0	1	0	0				
54 Kris Medlen, S (7.1)										0	0	0	0	0	0	0				
40 Takashi Saito, L (8.1)										0	0	0	0	0	0	0				
Inning Stats	R: 0 E: 0 K: 1 S: 12	H: 1 LOB: 1 BB: 0 P: 13	R: 0 E: 0 K: 1 S: 8	H: 0 LOB: 0 BB: 0 P: 10	R: 0 E: 0 K: 0 S: 8	H: 2 LOB: 2 BB: 0 P: 12	R: 0 E: 0 K: 2 S: 15	H: 1 LOB: 3 BB: 2 P: 29	R: 0 E: 0 K: 1 S: 14	H: 0 LOB: 1 BB: 0 P: 15	R: 0 E: 0 K: 0 S: 9	H: 0 LOB: 1 BB: 1 P: 17	R: 0 E: 0 K: 1 S: 9	H: 0 LOB: 0 BB: 0 P: 13	R: 0 E: 0 K: 0 S: 7	H: 0 LOB: 0 BB: 0 P: 8	1B: 4 2B: 1 3B: 0 HR: 0	SF: 0 SAC: 0 DP: 0 HBP: 0	WP: 0 PB: 0 SB: 0 CS: 0	PA: 35
PITCHER	IP WLS BF H R ER SO BB IBB HBP BLK WP HR S P ERA WHIP																			
57 Johan Santana, L (1.1) ERA: 2.98	7.0 W 29 5 0 0 5 3 0 0 0 0 0 0 74 107 0.00 1.143																			
39 Bobby Parnell, R (8.1) ERA: 1.64	1.0 H 3 0 0 0 1 0 0 0 0 0 0 0 9 13 0.00 0.000																			
75 Francisco Rodriguez, R (9.1) ERA: 2.45	1.0 S 3 0 0 0 0 0 0 0 0 0 0 0 7 8 0.00 0.000																			

Batter	1	2	3	4	5	6	7	8	9	AB	R	H	RBI	BB	SO	LOB	BOTTOM			
16 Angel Pagán, S (1.8) OBP: 0.372, SLG: 0.473	F7		13 1B				K			5	1	3	0	0	1	0	<p>Atlanta Braves @ New York Mets</p> <p>Citi Field, Flushing, NY</p> <p>Sun Jul 11 2010, 1:11 PM - 4:00 PM EDT</p> <p>Att: 36,402 - Partly Cloudy - 86 F</p>			
13 Alex Cora, L (1.4) OBP: 0.283, SLG: 0.299	P6		5 1B				L7			5	0	1	1	0	0	3				
5 David Wright, R (1.5) OBP: 0.392, SLG: 0.532	F8		1B				L6			3	0	1	0	1	0	0				
29 Ike Davis, L (1.3) OBP: 0.337, SLG: 0.436			23 1B							3	1	2	1	1	1	2				
12 Jeff Francoeur, R (1.9) OBP: 0.302, SLG: 0.392										4	0	1	0	0	1	3				
23 Chris Carter, L (1.7) OBP: 0.278, SLG: 0.414										3	0	2	0	0	0	1				
27 Jesús Feliciano, L (6. FR) OBP: 0.304, SLG: 0.364										1	1	1	0	0	0	0				
21 Rod Barajas, R (1.2) OBP: 0.276, SLG: 0.432										3	0	0	0	0	0	4				
11 Rubén Tejada, R (1.6) OBP: 0.298, SLG: 0.261										3	0	1	0	1	0	1				
57 Johan Santana, L (1.1) ERA: 4.35										3	0	0	0	0	2	4				
39 Bobby Parnell, R (8.1) ERA: 2.91										0	0	0	0	0	0	0				
30 Josh Thole, L (8. PH) OBP: 0.603, SLG: 0.588										1	0	1	1	0	0	0				
75 Francisco Rodriguez, R (9.1) ERA: 3.71										0	0	0	0	0	0	0				
Inning Stats	R: 0 E: 0 K: 0 S: 10	H: 0 LOB: 0 BB: 0 P: 15	R: 0 E: 0 K: 1 S: 12	H: 1 LOB: 1 BB: 1 P: 18	R: 1 E: 0 K: 2 S: 13	H: 3 LOB: 2 BB: 0 P: 21	R: 0 E: 0 K: 1 S: 11	H: 1 LOB: 2 BB: 1 P: 19	R: 0 E: 0 K: 0 S: 7	H: 1 LOB: 0 BB: 0 P: 12	R: 1 E: 0 K: 0 S: 10	H: 3 LOB: 3 BB: 0 P: 17	R: 0 E: 0 K: 1 S: 9	H: 1 LOB: 2 BB: 1 P: 17	R: 0 E: 0 K: 0 S: 18	H: 3 LOB: 2 BB: 0 P: 25	1B: 10 2B: 1 3B: 1 HR: 1	SF: 0 SAC: 1 DP: 2 HBP: 0	WP: 0 PB: 0 SB: 1 CS: 0	PA: 38
PITCHER	IP WLS BF H R ER SO BB IBB HBP BLK WP HR S P ERA WHIP																			
32 Derek Lowe, R (1.1) ERA: 4.35	5.1 L 24 8 2 2 4 2 0 0 0 0 0 0 5 6 0.00 1.500																			
58 Peter Moylan, R (6.1) ERA: 2.91	0.2 3 1 0 0 0 0 0 0 0 0 0 0 5 6 0.00 1.500																			
54 Kris Medlen, R (7.1) ERA: 3.16	1.0 5 1 0 0 1 1 0 0 0 0 0 0 9 17 0.00 2.000																			
40 Takashi Saito, R (8.1) ERA: 3.71	1.0 6 3 1 1 0 0 0 0 0 0 0 0 18 25 9.00 3.000																			

livebaseballscorecards.com

Braves

livebaseballscorecards.com

Mets

Batter	1	2	3	4	5	6	7	8	9	AB	R	H	RBI	BB	SO	LOB	TOP				
23 Ricke Weeks Jr. R (1.4) OBP: 0.369, SLG: 0.449	G5-3		G3-1 2B		P6		FC6-4			4	0	1	0	0	0	3					
1 Corey Hart R (1.9) OBP: 0.381, SLG: 0.577	HR		G3-1			L8		FC5-4 1B		4	1	2	1	0	0	1					
8 Ryan Braun, R (1.7) OBP: 0.347, SLG: 0.476	L8						FC5-4 1B	FC5-4 14 FC4-6		4	0	1	0	0	0	1					
28 Prince Fielder, L (1.3) OBP: 0.397, SLG: 0.488	F7				G1-3		F7	P5		4	0	0	0	0	0	2					
14 Casey McGehee, R (1.5) OBP: 0.341, SLG: 0.453		15 1B		F9		FC5-4		FC4-6		4	0	1	0	0	0	2					
15 Jim Edmonds, L (1.8) OBP: 0.335, SLG: 0.443		1B		G3			K			4	0	1	0	0	0	2					
20 Jonathan Lucroy, R (1.2) OBP: 0.309, SLG: 0.371																					
21 Alcides Escobar, R (1.6) OBP: 0.297, SLG: 0.324																					
31 Dave Bush, R (1.1) OBP: 0.214, SLG: 0.160																					
30 Craig Counsell, L (7,PH) OBP: 0.310, SLG: 0.308																					
60 Todd Coffey, R (7.1)																					
21 Zach Braddock, L (7.1)																					
54 David Riske, R (8.1)																					
Inning Stats	R: 1 E: 0 K: 0 S: 7	H: 1 LOB: 0 BB: 0 P: 13	R: 0 E: 0 K: 1 S: 9	H: 2 LOB: 1 BB: 0 P: 13	R: 0 E: 0 K: 1 S: 10	H: 1 LOB: 1 BB: 0 P: 12	R: 0 E: 0 K: 0 S: 6	H: 0 LOB: 0 BB: 0 P: 7	R: 0 E: 0 K: 0 S: 4	H: 1 LOB: 1 BB: 0 P: 7	R: 0 E: 0 K: 0 S: 14	H: 0 LOB: 2 BB: 2 P: 20	R: 0 E: 0 K: 1 S: 10	H: 1 LOB: 1 BB: 0 P: 12	R: 0 E: 0 K: 2 S: 7	H: 0 LOB: 0 BB: 0 P: 10	1B: 5 2B: 1 3B: 0 HR: 1	SF: 0 SAC: 1 DP: 0 HBP: 0	WP: 0 PB: 0 SB: 0 CS: 0	PA: 35	
PITCHER	IP WLS BF H R ER SO BB IBB HBP BLK WP HR S P ERA WHIP	IP WLS BF H R ER SO BB IBB HBP BLK WP HR S P ERA WHIP	IP WLS BF H R ER SO BB IBB HBP BLK WP HR S P ERA WHIP	IP WLS BF H R ER SO BB IBB HBP BLK WP HR S P ERA WHIP	IP WLS BF H R ER SO BB IBB HBP BLK WP HR S P ERA WHIP	IP WLS BF H R ER SO BB IBB HBP BLK WP HR S P ERA WHIP	IP WLS BF H R ER SO BB IBB HBP BLK WP HR S P ERA WHIP	IP WLS BF H R ER SO BB IBB HBP BLK WP HR S P ERA WHIP	IP WLS BF H R ER SO BB IBB HBP BLK WP HR S P ERA WHIP	IP WLS BF H R ER SO BB IBB HBP BLK WP HR S P ERA WHIP	IP WLS BF H R ER SO BB IBB HBP BLK WP HR S P ERA WHIP	IP WLS BF H R ER SO BB IBB HBP BLK WP HR S P ERA WHIP	IP WLS BF H R ER SO BB IBB HBP BLK WP HR S P ERA WHIP	IP WLS BF H R ER SO BB IBB HBP BLK WP HR S P ERA WHIP	IP WLS BF H R ER SO BB IBB HBP BLK WP HR S P ERA WHIP	IP WLS BF H R ER SO BB IBB HBP BLK WP HR S P ERA WHIP	IP WLS BF H R ER SO BB IBB HBP BLK WP HR S P ERA WHIP	IP WLS BF H R ER SO BB IBB HBP BLK WP HR S P ERA WHIP	IP WLS BF H R ER SO BB IBB HBP BLK WP HR S P ERA WHIP	IP WLS BF H R ER SO BB IBB HBP BLK WP HR S P ERA WHIP	IP WLS BF H R ER SO BB IBB HBP BLK WP HR S P ERA WHIP

Milwaukee Brewers @ Atlanta Braves
Turner Field, Atlanta, GA
Thu Jul 15 2010, 7:11 PM - 9:56 PM EDT
Att: 35,057 - Partly Cloudy - 90 F

AB 32
R 1
H 7
RBI 1
BB 2
SO 5
LOB 14



Batter	1	2	3	4	5	6	7	8	9	AB	R	H	RBI	BB	SO	LOB	BOTTOM				
14 Martin Prado, R (1.4) OBP: 0.366, SLG: 0.489	G5-3		HR	F9			G6-3			4	1	1	1	0	0	1					
22 Jason Heyward, L (1.9) OBP: 0.362, SLG: 0.448	F8		K		F8		G4-3			4	0	0	0	0	1	0					
10 Chipper Jones, S (1.5) OBP: 0.379, SLG: 0.404	G3		HR			16 BB	G4-3			3	1	1	1	1	0	0					
16 Brian McCann, L (1.2) OBP: 0.382, SLG: 0.448		F7	25 1B					K		4	0	2	0	0	1	0					
25 Troy Glaus, R (1.3) OBP: 0.363, SLG: 0.441		G6-3								4	0	2	0	0	1	2					
20 Eric Hinske, L (1.7) OBP: 0.337, SLG: 0.483																					
53 Melky Cabrera, S (8.7) OBP: 0.315, SLG: 0.347																					
2 Alex Gonzalez, R (1.6) OBP: 0.298, SLG: 0.498																					
1 Gregor Blanco, L (1.8) OBP: 0.394, SLG: 0.362																					
49 Jair Jurrjens, R (1.1) OBP: 0.200, SLG: 0.077																					
58 Peter Moylan, R (7.1)																					
39 Jonny Venters, L (8.1)																					
13 Billy Wagner, L (9.1)																					
Inning Stats	R: 0 E: 0 K: 0 S: 8	H: 0 LOB: 0 BB: 0 P: 13	R: 0 E: 0 K: 1 S: 10	H: 1 LOB: 2 BB: 1 P: 21	R: 2 E: 0 K: 2 S: 17	H: 4 LOB: 2 BB: 0 P: 24	R: 0 E: 0 K: 0 S: 7	H: 1 LOB: 1 BB: 0 P: 7	R: 0 E: 0 K: 1 S: 15	H: 1 LOB: 2 BB: 1 P: 22	R: 0 E: 0 K: 1 S: 8	H: 0 LOB: 0 BB: 0 P: 13	R: 0 E: 0 K: 0 S: 6	H: 0 LOB: 0 BB: 0 P: 7	R: 0 E: 0 K: 1 S: 10	H: 1 LOB: 1 BB: 0 P: 16	1B: 4 2B: 2 3B: 0 HR: 2	SF: 0 SAC: 0 DP: 0 HBP: 0	WP: 0 PB: 0 SB: 0 CS: 0	PA: 34	
PITCHER	IP WLS BF H R ER SO BB IBB HBP BLK WP HR S P ERA WHIP	IP WLS BF H R ER SO BB IBB HBP BLK WP HR S P ERA WHIP	IP WLS BF H R ER SO BB IBB HBP BLK WP HR S P ERA WHIP	IP WLS BF H R ER SO BB IBB HBP BLK WP HR S P ERA WHIP	IP WLS BF H R ER SO BB IBB HBP BLK WP HR S P ERA WHIP	IP WLS BF H R ER SO BB IBB HBP BLK WP HR S P ERA WHIP	IP WLS BF H R ER SO BB IBB HBP BLK WP HR S P ERA WHIP	IP WLS BF H R ER SO BB IBB HBP BLK WP HR S P ERA WHIP	IP WLS BF H R ER SO BB IBB HBP BLK WP HR S P ERA WHIP	IP WLS BF H R ER SO BB IBB HBP BLK WP HR S P ERA WHIP	IP WLS BF H R ER SO BB IBB HBP BLK WP HR S P ERA WHIP	IP WLS BF H R ER SO BB IBB HBP BLK WP HR S P ERA WHIP	IP WLS BF H R ER SO BB IBB HBP BLK WP HR S P ERA WHIP	IP WLS BF H R ER SO BB IBB HBP BLK WP HR S P ERA WHIP	IP WLS BF H R ER SO BB IBB HBP BLK WP HR S P ERA WHIP	IP WLS BF H R ER SO BB IBB HBP BLK WP HR S P ERA WHIP	IP WLS BF H R ER SO BB IBB HBP BLK WP HR S P ERA WHIP	IP WLS BF H R ER SO BB IBB HBP BLK WP HR S P ERA WHIP	IP WLS BF H R ER SO BB IBB HBP BLK WP HR S P ERA WHIP	IP WLS BF H R ER SO BB IBB HBP BLK WP HR S P ERA WHIP	IP WLS BF H R ER SO BB IBB HBP BLK WP HR S P ERA WHIP

Milwaukee Brewers @ Atlanta Braves
Turner Field, Atlanta, GA
Thu Jul 15 2010, 7:11 PM - 9:56 PM EDT
Att: 35,057 - Partly Cloudy - 90 F

AB 32
R 2
H 8
RBI 2
BB 2
SO 6
LOB 13



Batter	1	2	3	4	5	6	7	8	9	AB	R	H	RBI	BB	SO	LOB	TOP				
23 Rickie Weeks Jr. R OBP: 0.374, SLG: 0.466										4	3	3	2	1	1	1	Milwaukee Brewers @ Atlanta Braves Turner Field, Atlanta, GA Sun Jul 18 2010, 2:11 PM - 5:11 PM EDT Att: 24,732 - Cloudy - 78 F				
1 Corey Hart R OBP: 0.354, SLG: 0.575										4	0	1	1	0	2	3					
8 Ryan Braun R OBP: 0.348, SLG: 0.481										5	1	3	1	0	1	5					
28 Prince Fielder L OBP: 0.398, SLG: 0.503										5	1	2	2	0	2	2					
14 Casey McGehee R OBP: 0.339, SLG: 0.449										5	0	1	0	0	0	1					
30 Craig Counsell L OBP: 0.316, SLG: 0.309										3	0	1	0	1	0	0					
27 Carlos Gómez R 54 David Riske R										3	0	0	0	0	0	4					
2 Joe Inglett L 51 Trevor Hoffman R										0	0	0	0	0	0	0					
16 George Kottaras L										3	0	0	0	1	1	1					
26 Manny Parra L 36 Lorenzo Cain R										2	0	1	0	0	0	0					
Inning Stats	R: 1 H: 2 E: 0 K: 1 S: 13	H: 2 R: 0 ER: 0 LOB: 0 BB: 0 P: 17	R: 0 H: 0 E: 0 K: 0 S: 4	H: 0 R: 0 ER: 0 LOB: 2 BB: 0 P: 8	R: 0 H: 2 E: 0 K: 3 S: 13	H: 2 R: 0 ER: 0 LOB: 0 BB: 2 P: 21	R: 0 H: 0 E: 0 K: 1 S: 7	H: 0 R: 0 ER: 0 LOB: 0 BB: 0 P: 10	R: 0 H: 0 E: 0 K: 0 S: 8	R: 2 H: 5 E: 0 K: 0 S: 17	H: 1 R: 0 ER: 0 LOB: 2 BB: 0 P: 28	R: 0 H: 1 E: 0 K: 1 S: 15	H: 1 R: 0 ER: 0 LOB: 1 BB: 1 P: 24	R: 1 H: 1 E: 0 K: 0 S: 9	H: 1 R: 0 ER: 0 LOB: 1 BB: 1 P: 20	R: 2 H: 3 E: 0 K: 1 S: 15	H: 3 R: 0 ER: 0 LOB: 1 BB: 0 P: 20	1B: 9 2B: 2 3B: 0 HR: 3	SF: 1 SAC: 0 DP: 3 HBP: 0	WP: 0 PB: 0 SB: 0 CS: 1	PA: 42
PITCHER	IP WLS BF H R ER SO BB IBB HBP BLK WP HR S P ERA WHIP																				
32 Derek Lowe R 38 Mike Dunn L 58 Peter Moylan R 43 Jesse Chavez R 13 Billy Wagner L	(1.1) 5.1 W 23 8 3 3 5 1 0 0 0 0 0 2 58 92 5.06 1.688	(6.1) 0.2 4 2 0 0 0 1 0 0 0 0 0 0 12 20 0.00 4.500	(7.1) 1.0 3 0 0 0 1 1 0 0 0 0 0 0 7 11 0.00 1.000	(8.1) 1.1 9 4 3 3 0 1 0 0 0 0 0 1 18 32 20.25 3.750	(9.1) 0.2 2 0 0 0 1 0 0 0 0 0 0 0 6 8 0.00 0.000																

Batter	1	2	3	4	5	6	7	8	9	AB	R	H	RBI	BB	SO	LOB	BOTTOM			
14 Martín Prado R OBP: 0.365, SLG: 0.487										4	2	1	0	1	0	1	Milwaukee Brewers @ Atlanta Braves Turner Field, Atlanta, GA Sun Jul 18 2010, 2:11 PM - 5:11 PM EDT Att: 24,732 - Cloudy - 78 F			
22 Jason Heyward L OBP: 0.365, SLG: 0.444										4	2	1	0	0	0	1				
4 Omar Infante R OBP: 0.362, SLG: 0.406										5	2	4	2	0	0	0				
25 Troy Glaus R OBP: 0.366, SLG: 0.440										3	2	1	0	1	0	3				
16 Brian McCann L OBP: 0.382, SLG: 0.455										4	1	2	5	1	1	1				
23 Matt Diaz R OBP: 0.281, SLG: 0.431										4	2	3	3	0	0	0				
2 Alex Gonzalez R OBP: 0.299, SLG: 0.490										4	0	0	0	0	1	5				
53 Melky Cabrera S OBP: 0.316, SLG: 0.351										4	0	0	1	0	1	4				
32 Derek Lowe R 38 Mike Dunn L 58 Peter Moylan R 20 Eric Hinske L 43 Jesse Chavez R 13 Billy Wagner L	(1.1) 5.1 L 29 10 1 10 4 2 0 0 0 0 0 0 2 63 104 16.88 2.250	(6.1) 1.2 9 2 1 1 1 1 0 1 0 0 0 0 18 32 5.40 1.800	(8.1) 1.0 3 1 0 0 0 0 0 0 0 0 0 0 6 7 0.00 1.000																	
Inning Stats	R: 0 H: 0 E: 0 K: 0 S: 7	H: 3 R: 2 ER: 0 LOB: 1 BB: 0 P: 23	R: 5 H: 3 E: 0 K: 1 S: 15	H: 3 R: 0 ER: 0 LOB: 0 BB: 2 P: 28	R: 0 H: 2 E: 0 K: 0 S: 11	H: 2 R: 0 ER: 0 LOB: 2 BB: 0 P: 17	R: 1 H: 1 E: 0 K: 1 S: 9	H: 1 R: 0 ER: 0 LOB: 0 BB: 0 P: 16	R: 3 H: 3 E: 0 K: 2 S: 15	H: 3 R: 0 ER: 0 LOB: 3 BB: 1 P: 32	R: 0 H: 0 E: 0 K: 0 S: 8	H: 0 R: 0 ER: 0 LOB: 0 BB: 0 P: 10	R: 0 H: 1 E: 0 K: 0 S: 6	H: 1 R: 0 ER: 0 LOB: 0 BB: 0 P: 7	R: 2 H: 10 2B: 1 3B: 0 HR: 2	SF: 0 SAC: 0 DP: 1 HBP: 2		WP: 0 PB: 0 SB: 0 CS: 0	PA: 41	
PITCHER	IP WLS BF H R ER SO BB IBB HBP BLK WP HR S P ERA WHIP																			
26 Manny Parra L 54 David Riske R 51 Trevor Hoffman R	(1.1) 5.1 L 29 10 1 10 4 2 0 0 0 0 0 0 2 63 104 16.88 2.250	(6.1) 1.2 9 2 1 1 1 1 0 1 0 0 0 0 18 32 5.40 1.800	(8.1) 1.0 3 1 0 0 0 0 0 0 0 0 0 0 6 7 0.00 1.000																	

Batter	1	2	3	4	5	6	7	8	9	AB	R	H	RBI	BB	SO	LOB	TOP					
15 Jerry Hairston, R OBP: 0.307, SLG: 0.361										2	0	0	0	2	2	2	San Diego Padres @ Atlanta Braves Turner Field, Atlanta, GA Tue Jul 20 2010, 7:12 PM - 9:49 PM EDT Att: 30,621 - Clear - 90 F					
22 David Eckstein, R OBP: 0.326, SLG: 0.354 1 Everth Cabrera, S OBP: 0.269, SLG: 0.293										1	0	1	0	0	0	0						
23 Adrián González, L OBP: 0.395, SLG: 0.539										3	0	0	0	0	1	2						
7 Chase Headley, S OBP: 0.326, SLG: 0.383										4	0	0	0	0	1	4						
4 Nick Hundley, R OBP: 0.333, SLG: 0.417										4	0	1	0	0	1	1						
12 Scott Hairston, R OBP: 0.318, SLG: 0.384										4	0	0	0	0	1	0						
13 Chris Denorfia, R OBP: 0.336, SLG: 0.441										4	1	1	1	0	1	0						
18 Tony Gwynn Jr., L OBP: 0.333, SLG: 0.338 28 Aaron Cunningham, R (9, PH) OBP: 0.324, SLG: 0.478										3	0	1	0	0	0	0						
49 Wade LeBlanc, L OBP: 0.276, SLG: 0.250 16 Matt Stairs, L OBP: 0.274, SLG: 0.364 58 Ryan Webb, R OBP: 0.167, SLG: 0.333										2	0	1	0	0	1	1						
Inning Stats	R: 0 H: 2 E: 1 K: 2 S: 11	H: 2 BB: 0 P: 18	R: 1 H: 1 E: 1 K: 1 S: 15	H: 1 BB: 1 P: 22	R: 0 H: 0 E: 0 K: 2 S: 9	H: 0 BB: 0 P: 12	R: 0 H: 2 E: 0 K: 1 S: 9	H: 2 BB: 1 P: 13	R: 0 H: 0 E: 0 K: 0 S: 7	H: 0 BB: 1 P: 12	R: 0 H: 0 E: 0 K: 1 S: 9	H: 0 BB: 0 P: 14	R: 0 H: 0 E: 0 K: 0 S: 8	H: 0 BB: 1 P: 14	R: 0 H: 0 E: 0 K: 1 S: 12	H: 0 BB: 0 P: 17		R: 0 H: 0 E: 0 K: 1 S: 8	H: 0 BB: 0 P: 11	1B: 4 2B: 0 3B: 0 HR: 1	SF: 0 SAC: 0 DP: 0 HBP: 0	WP: 0 PB: 0 SB: 0 CS: 2
PITCHER	IP WLS BF H R ER SO BB IBB HBP BLK WP HR S P ERA WHIP																					
49 Jair Jurrjens, R ERA: 4.25	7.0 W 28 5 1 1 7 3 0 0 0 0 0 1 68 105 1.29 1.143																					
39 Jonny Venters, L ERA: 1.25	1.0 H 4 0 0 0 1 0 0 0 0 0 0 0 12 17 0.00 0.000																					
13 Billy Wagner, L ERA: 1.13	1.0 S 3 0 0 0 1 0 0 0 0 0 0 0 8 11 0.00 0.000																					

Batter	1	2	3	4	5	6	7	8	9	AB	R	H	RBI	BB	SO	LOB	BOTTOM			
14 Martín Prado, R OBP: 0.365, SLG: 0.487										4	1	1	0	1	1	0	San Diego Padres @ Atlanta Braves Turner Field, Atlanta, GA Tue Jul 20 2010, 7:12 PM - 9:49 PM EDT Att: 30,621 - Clear - 90 F			
22 Jason Heyward, L OBP: 0.370, SLG: 0.456										4	1	3	1	0	1	0				
4 Omar Infante, R OBP: 0.364, SLG: 0.402										2	0	0	0	2	1	3				
25 Troy Glaus, R OBP: 0.368, SLG: 0.437										2	1	0	0	2	0	3				
16 Brian McCann, L OBP: 0.381, SLG: 0.450										3	0	0	0	1	0	3				
23 Matt Diaz, R OBP: 0.288, SLG: 0.460 1 Grégor Blanco, L OBP: 0.394, SLG: 0.362										4	1	2	3	0	1	0				
2 Alex Gonzalez, R OBP: 0.299, SLG: 0.487										4	0	1	0	0	1	3				
53 Melky Cabrera, S OBP: 0.315, SLG: 0.350										4	0	1	0	0	0	1				
49 Jair Jurrjens, R OBP: 0.167, SLG: 0.063 39 Jonny Venters, L ERA: 2.11										3	0	0	0	0	0	2				
10 Chipper Jones, S OBP: 0.375, SLG: 0.396 13 Billy Wagner, L ERA: 0.36										1	0	0	0	0	0	0				
Inning Stats	R: 0 H: 0 E: 0 K: 1 S: 9	H: 0 LOB: 1 BB: 1 P: 16	R: 0 H: 0 E: 0 K: 1 S: 7	H: 0 LOB: 0 BB: 0 P: 10	R: 0 H: 1 E: 0 K: 1 S: 10	H: 1 LOB: 2 BB: 1 P: 19	R: 2 H: 2 E: 0 K: 0 S: 11	H: 2 LOB: 1 BB: 1 P: 19	R: 0 H: 1 E: 0 K: 1 S: 9	H: 1 LOB: 2 BB: 1 P: 17	R: 0 H: 1 E: 0 K: 1 S: 12	H: 1 LOB: 0 BB: 0 P: 16	R: 2 H: 3 E: 0 K: 0 S: 8	H: 3 LOB: 2 BB: 2 P: 18	R: 0 H: 0 E: 0 K: 0 S: 5	H: 0 LOB: 0 BB: 0 P: 8	1B: 4 2B: 3 3B: 0 HR: 1	SF: 0 SAC: 0 DP: 1 HBP: 0	WP: 0 PB: 0 SB: 0 CS: 0	PA: 37
PITCHER	IP WLS BF H R ER SO BB IBB HBP BLK WP HR S P ERA WHIP																			
49 Wade LeBlanc, L ERA: 3.28	6.0 L 27 5 2 2 2 4 0 0 0 0 0 1 58 97 3.00 1.500																			
58 Ryan Webb, R ERA: 2.11	1.0 7 3 2 2 0 1 1 0 0 0 0 0 8 18 18.00 4.000																			
46 Tim Stauffer, R ERA: 0.36	1.0 3 0 0 0 0 0 0 0 0 0 0 0 5 8 0.00 0.000																			

AB 31
R 1
H 5
RBI 1
BB 3
SO 9
LOB 12



AB 31
R 4
H 8
RBI 4
BB 6
SO 5
LOB 15



Batter	1	2	3	4	5	6	7	8	9	10	11	12	AB	R	H	RBI	BB	SO	LOB	TOP						
15 Jerry Hairston, R OBP: 0.313, SLG: 0.364 (9, 6)													6	1	3	1	0	0	1							
8 Yorvit Torrealba, R OBP: 0.361, SLG: 0.388 (1, 2)													5	0	2	1	1	0	4							
23 Adrian González, L OBP: 0.389, SLG: 0.529 (1, 3)													6	0	0	0	0	4	4							
7 Chase Headley, S OBP: 0.323, SLG: 0.382 (1, 5)													6	0	1	0	0	0	4							
13 Chris Denorfia, R OBP: 0.343, SLG: 0.439 (1, 7)													5	1	2	0	1	1	1							
25 Will Venable, L OBP: 0.322, SLG: 0.416 (1, 9)													0	1	0	0	2	0	0							
28 Aaron Cunningham, R OBP: 0.316, SLG: 0.465 (8, 9)													4	0	0	0	1	3	4							
18 Tony Gwynn, Jr., L OBP: 0.331, SLG: 0.321 (1, 8)													3	1	1	1	0	1	1							
1 Everth Cabrera, S OBP: 0.270, SLG: 0.293 (9, PH)													2	0	1	0	0	0	0							
14 Oscar Salazar, R OBP: 0.312, SLG: 0.284 (9, 4)													2	0	1	0	0	0	0							
Inning Stats	R: 0 E: 0 K: 1 S: 10	H: 1 LOB: 1 BB: 0 P: 12	R: 2 E: 0 K: 1 S: 18	H: 3 LOB: 2 BB: 0 P: 27	R: 0 E: 0 K: 0 S: 14	H: 1 LOB: 2 BB: 1 P: 23	R: 0 E: 0 K: 1 S: 9	H: 0 LOB: 1 BB: 0 P: 13	R: 0 E: 0 K: 2 S: 9	H: 0 LOB: 0 BB: 0 P: 11	R: 0 E: 0 K: 1 S: 6	H: 1 LOB: 1 BB: 0 P: 11	R: 0 E: 0 K: 0 S: 13	H: 0 LOB: 1 BB: 1 P: 16	R: 0 E: 0 K: 0 S: 12	H: 1 LOB: 2 BB: 1 P: 22	R: 0 E: 0 K: 1 S: 9	H: 0 LOB: 1 BB: 1 P: 14	R: 2 E: 0 K: 1 S: 14	H: 2 LOB: 1 BB: 1 P: 24	1B: 8 2B: 3 3B: 0 HR: 1	SF: 0 SAC: 2 DP: 1 HBP: 2	WP: 0 PB: 0 SB: 3 CS: 0	PA: 55		
PITCHER	IP WLS BF H R ER SO BB IBB HBP BLK WP HR S P ERA WHIP	48 Tommy Hanson, R ERA: 4.12	39 Jonny Venters, L ERA: 1.2	13 Billy Wagner, L ERA: 1.54	58 Peter Moylan, R ERA: 2.7	38 Mike Dunn, L ERA: 2.7	PITCHER	IP WLS BF H R ER SO BB IBB HBP BLK WP HR S P ERA WHIP	40 Takashi Saito, R ERA: 3.61	54 Kris Medlen, R ERA: 3.31	46 Tim Lincecum, R ERA: 3.33	21 Heath Bell, R ERA: 1.96	46 Tim Lincecum, R ERA: 3.33	21 Heath Bell, R ERA: 1.96	46 Tim Lincecum, R ERA: 3.33	21 Heath Bell, R ERA: 1.96	46 Tim Lincecum, R ERA: 3.33	21 Heath Bell, R ERA: 1.96	46 Tim Lincecum, R ERA: 3.33	21 Heath Bell, R ERA: 1.96	46 Tim Lincecum, R ERA: 3.33	21 Heath Bell, R ERA: 1.96	46 Tim Lincecum, R ERA: 3.33	21 Heath Bell, R ERA: 1.96	46 Tim Lincecum, R ERA: 3.33	21 Heath Bell, R ERA: 1.96

San Diego Padres @ Atlanta Braves
Turner Field, Atlanta, GA
Wed Jul 21 2010, 7:11 PM - 11:23 PM EDT
Alt. 30.0399 - Cloudy - 77 F

AB 45
R 6
H 12
RBI 6
BB 6
SO 9
LOB 26



Batter	1	2	3	4	5	6	7	8	9	10	11	12	AB	R	H	RBI	BB	SO	LOB	BOTTOM						
14 Martin Prado, R OBP: 0.362, SLG: 0.483 (11, 3)													6	1	1	0	0	0	2							
22 Jason Heyward, L OBP: 0.369, SLG: 0.453 (1, 9)													6	1	2	0	0	3	0							
10 Chipper Jones, S OBP: 0.373, SLG: 0.394 (1, 5)													4	1	1	2	0	1	1							
53 Melky Cabrera, S OBP: 0.313, SLG: 0.347 (8, 7)													6	1	2	2	0	2	1							
16 Brian McCann, L OBP: 0.380, SLG: 0.458 (1, 2)													4	0	1	0	0	0	0							
25 Troy Glaus, R OBP: 0.368, SLG: 0.435 (1, 3)													0	0	0	0	0	0	0							
7 Brooks Conrad, S OBP: 0.306, SLG: 0.487 (10, PR)													2	0	0	0	1	1	3							
20 Eric Hinske, L OBP: 0.337, SLG: 0.492 (8, 5)													5	0	2	0	0	1	1							
2 Alex Gonzalez, R OBP: 0.300, SLG: 0.491 (1, 6)													5	0	1	0	0	1	2							
24 Nate McLouth, L OBP: 0.293, SLG: 0.280 (1, 8)													2	0	0	0	0	0	0							
Inning Stats	R: 0 E: 0 K: 2 S: 8	H: 0 LOB: 0 BB: 0 P: 11	R: 4 E: 1 K: 1 S: 9	H: 4 LOB: 1 BB: 0 P: 31	R: 0 E: 0 K: 0 S: 9	H: 1 LOB: 1 BB: 0 P: 15	R: 0 E: 0 K: 2 S: 10	H: 1 LOB: 2 BB: 0 P: 16	R: 0 E: 0 K: 1 S: 11	H: 1 LOB: 1 BB: 0 P: 19	R: 0 E: 0 K: 1 S: 12	H: 1 LOB: 1 BB: 0 P: 10	R: 0 E: 0 K: 1 S: 7	H: 0 LOB: 0 BB: 0 P: 9	R: 0 E: 0 K: 0 S: 14	H: 1 LOB: 2 BB: 0 P: 21	R: 0 E: 0 K: 0 S: 8	H: 1 LOB: 1 BB: 1 P: 12	R: 0 E: 0 K: 3 S: 10	H: 0 LOB: 0 BB: 0 P: 14	1B: 8 2B: 3 3B: 1 HR: 1	SF: 0 SAC: 2 DP: 0 HBP: 1	WP: 0 PB: 1 SB: 1 CS: 0	PA: 49		
PITCHER	IP WLS BF H R ER SO BB IBB HBP BLK WP HR S P ERA WHIP	27 Jon Garland, R ERA: 3.61	39 Ernesto Frieri, R ERA: 1.2	54 Joe Thatcher, L ERA: 1.33	45 Edward Mujica, R ERA: 2.86	57 Luke Gregerson, R ERA: 2.72	PITCHER	IP WLS BF H R ER SO BB IBB HBP BLK WP HR S P ERA WHIP	46 Tim Stauffer, R ERA: 3.33	21 Heath Bell, R ERA: 1.96	46 Tim Stauffer, R ERA: 3.33	21 Heath Bell, R ERA: 1.96	46 Tim Stauffer, R ERA: 3.33	21 Heath Bell, R ERA: 1.96	46 Tim Stauffer, R ERA: 3.33	21 Heath Bell, R ERA: 1.96	46 Tim Stauffer, R ERA: 3.33	21 Heath Bell, R ERA: 1.96	46 Tim Stauffer, R ERA: 3.33	21 Heath Bell, R ERA: 1.96	46 Tim Stauffer, R ERA: 3.33	21 Heath Bell, R ERA: 1.96	46 Tim Stauffer, R ERA: 3.33	21 Heath Bell, R ERA: 1.96	46 Tim Stauffer, R ERA: 3.33	21 Heath Bell, R ERA: 1.96

San Diego Padres @ Atlanta Braves
Turner Field, Atlanta, GA
Wed Jul 21 2010, 7:11 PM - 11:23 PM EDT
Alt. 30.0399 - Cloudy - 77 F

AB 45
R 4
H 10
RBI 4
BB 1
SO 11
LOB 11



Batter	1	2	3	4	5	6	7	8	9	AB	R	H	RBI	BB	SO	LOB	TOP			
15 Jerry Hairston, R OBP: 0.312, SLG: 0.360 14 Oscar Salazar, R OBP: 0.312, SLG: 0.284	G4-3		F8			F8		FC5-4 BB		3	0	0	0	1	0	1	San Diego Padres @ Atlanta Braves Turner Field, Atlanta, GA Thu Jul 22 2010, 1:06 PM - 4:01 PM EDT Att: 26,450 - Partly Cloudy - 92 F			
7 Chase Headley, S OBP: 0.323, SLG: 0.381	1B		K			F7		FC5-4 BB		4	0	1	0	0	1	3				
23 Adrián González, L OBP: 0.390, SLG: 0.528 18 Tony Gwynn Jr., L OBP: 0.331, SLG: 0.321	K				P5			G6-4-3 BB		3	0	1	0	1	1	1				
4 Nick Hundley, R OBP: 0.330, SLG: 0.417	G5-3				F9			G6-4-3		4	0	0	0	0	0	5				
25 Will Venable, L OBP: 0.321, SLG: 0.410	K				G4-3					3	0	0	0	1	1	0				
12 Scott Hairston, R OBP: 0.318, SLG: 0.397	F8					G6-4-3 1B HBP				4	0	1	0	0	1	1				
1 Everth Cabrera, S OBP: 0.289, SLG: 0.288	G6-3					G3				3	0	0	0	0	0	1				
3 Luis Durango, S OBP: 0.450, SLG: 0.421 45 Edward Mujica, R						G6-4-3 HBP				3	0	1	0	0	0	3				
33 Clayton Richard, L OBP: 0.211, SLG: 0.229 58 Ryan Webb, R						G6-4-3				0	0	0	0	0	0	0				
28 Aaron Cunningham, R OBP: 0.325, SLG: 0.485						G3				1	0	0	0	0	0	1				
Inning Stats	R: 0 E: 0 K: 1 S: 10	H: 1 LOB: 1 BB: 0 P: 17	R: 0 E: 0 K: 1 S: 8	H: 0 LOB: 0 BB: 0 P: 12	R: 0 E: 0 K: 1 S: 10	H: 1 LOB: 1 BB: 0 P: 16	R: 0 E: 0 K: 0 S: 10	H: 0 LOB: 0 BB: 0 P: 14	R: 0 E: 0 K: 0 S: 7	H: 1 LOB: 1 BB: 0 P: 13	R: 0 E: 0 K: 0 S: 9	H: 1 LOB: 1 BB: 0 P: 20	R: 0 E: 0 K: 1 S: 8	H: 0 LOB: 2 BB: 3 P: 21	R: 0 E: 0 K: 0 S: 8	H: 0 LOB: 0 BB: 0 P: 12	1B: 4 2B: 0 3B: 0 HR: 0	SF: 0 SAC: 1 DP: 2 HBP: 1	WP: 0 PB: 0 SB: 0 CS: 0	PA: 34
PITCHER	IP	WLS	BF	H	R	ER	SO	BB	IBB	HBP	BLK	WP	HR	S	P	ERA	WHIP			
15 Tim Hudson, R ERA: 2.47 38 Mike Dunn, L ERA: 58 Peter Moylan, R ERA: 2.58	7.0	W	26	4	0	0	4	1	0	1	0	0	0	62	101	0.00	0.714			
14 Martín Prado, R OBP: 0.361, SLG: 0.478	G4-3		G4-3			L3-1		F9		4	0	0	0	1	0	4	San Diego Padres @ Atlanta Braves Turner Field, Atlanta, GA Thu Jul 22 2010, 1:06 PM - 4:01 PM EDT Att: 26,450 - Partly Cloudy - 92 F			
22 Jason Heyward, L OBP: 0.369, SLG: 0.452	FC3-6 10 1B 25 SF7		G4-3			F7		10 1B		5	1	2	2	0	0	1				
10 Chipper Jones, S OBP: 0.377, SLG: 0.398 38 Mike Dunn, L 58 Peter Moylan, R	2 1B		K			P4				5	1	3	1	0	1	1				
25 Troy Glaus, R OBP: 0.363, SLG: 0.429	SF7		F9			F8		K		4	0	0	1	0	1	4				
23 Matt Diaz, R OBP: 0.293, SLG: 0.453 24 Nate McLouth, L OBP: 0.291, SLG: 0.278	E9 2 1B		2 2B			K2-3		2 1B		3	1	1	0	1	1	1				
2 Alex Gonzalez, R OBP: 0.307, SLG: 0.499	1B		2B			53 2B		20 HBP		5	1	4	2	0	1	0				
8 David Ross, R OBP: 0.371, SLG: 0.342	K		K			F8		20 HBP 22 1B		5	1	1	1	0	2	4				
53 Melky Cabrera, S OBP: 0.322, SLG: 0.359			G4-3 22 1B					22 1B 10 HBP		2	2	2	0	2	0	0				
15 Tim Hudson, R OBP: 0.261, SLG: 0.326 20 Eric Hinske, L OBP: 0.340, SLG: 0.492 54 Kris Medlen, S OBP: 0.280, SLG: 0.227 4 Omar Infante, R OBP: 0.361, SLG: 0.398	B2		FC5-4			K		10 1B 22 1B		3	0	0	0	0	1	5				
Inning Stats	R: 2 E: 1 K: 1 S: 17	H: 2 LOB: 2 BB: 1 P: 29	R: 1 E: 0 K: 1 S: 11	H: 2 LOB: 1 BB: 0 P: 19	R: 1 E: 0 K: 1 S: 13	H: 2 LOB: 2 BB: 1 P: 23	R: 0 E: 0 K: 0 S: 6	H: 1 LOB: 1 BB: 0 P: 13	R: 0 E: 0 K: 2 S: 11	H: 2 LOB: 2 BB: 0 P: 14	R: 0 E: 0 K: 0 S: 4	H: 0 LOB: 0 BB: 0 P: 7	R: 4 E: 0 K: 1 S: 25	H: 4 LOB: 3 BB: 2 P: 42	R: 0 E: 0 K: 1 S: 7	H: 0 LOB: 0 BB: 0 P: 10		1B: 9 2B: 4 3B: 0 HR: 0	SF: 1 SAC: 0 DP: 0 HBP: 1	WP: 0 PB: 0 SB: 0 CS: 0
PITCHER	IP	WLS	BF	H	R	ER	SO	BB	IBB	HBP	BLK	WP	HR	S	P	ERA	WHIP			
33 Clayton Richard, L ERA: 3.57 58 Ryan Webb, R ERA: 3.49 45 Edward Mujica, R ERA: 2.78	6.0	L	30	9	4	3	5	1	1	1	0	0	0	62	105	4.50	1.667			
	0.2		9	4	4	4	1	1	1	1	0	0	0	23	39	54.00	7.500			
	1.1		4	0	0	0	1	0	0	0	0	0	0	9	13	0.00	0.000			

AB 28
R 0
H 4
RBI 0
BB 4
SO 4
LOB 16



AB 37
R 8
H 13
RBI 8
BB 4
SO 7
LOB 20



Batter	1	2	3	4	5	6	7	8	9	AB	R	H	RBI	BB	SO	LOB	TOP						
14 Martín Prado, R OBP: 0.363, SLG: 0.491	G4-3		2B		HR		F8		16 1B	5	2	3	1	0	0	0	Atlanta Braves @ Florida Marlins Sun Life Stadium, Miami, FL Fri Jul 23 2010, 7:12 PM A - 11:03 PM EDT Att: 19,204 - Partly Cloudy - 84 F						
22 Jason Heyward, L OBP: 0.376, SLG: 0.455	10 CS		BB		16 G3-6-3		10 HR		L6	3	1	2	0	2	0	1							
10 Chipper Jones, S OBP: 0.381, SLG: 0.395	1B		BB		P5		16 HR		16 1B	2	2	0	0	3	1	3							
16 Brian McCann, L OBP: 0.380, SLG: 0.468	G4-3		K		G3-6-3		16 HR		16 1B	5	1	2	4	0	1	4							
25 Troy Glaus, R OBP: 0.364, SLG: 0.430	F8		2B				G6-3		23 HBP	4	0	1	0	1	1	0							
20 Eric Hinske, L OBP: 0.348, SLG: 0.492	2B								23 HBP	2	0	1	0	2	1	0							
7 Brooks Conrad, S OBP: 0.306, SLG: 0.487	1B								4 FC6-4	0	0	0	0	0	0	0							
40 Takashi Saito, L	1B								1-2 2-3 3-H	0	0	0	0	0	0	0							
23 Matt Diaz, R OBP: 0.298, SLG: 0.453	1B								1-2 2-3 3-H	0	0	0	1	0	0	0							
13 Billy Wagner, L	1B								1-2 2-3 3-H	0	0	0	0	0	0	0							
2 Alex Gonzalez, R OBP: 0.308, SLG: 0.500	24 G3-6-3		F8		F8		2B		F8	5	0	2	0	0	1	6	AB 35 R 6 H 11 RBI 6 BB 8 SO 7 LOB 26						
24 Nate McLouth, L OBP: 0.287, SLG: 0.274	1B				F8				K	3	0	0	0	0	0	5							
43 Jesse Chavez, R	G3-6-3				F8				FC6-4	0	0	0	0	0	0	0							
58 Peter Moylan, R	1B				F8				K	0	0	0	0	0	0	0							
4 Omar Infante, R OBP: 0.357, SLG: 0.394	1-2								K	2	0	0	0	0	1	4							
32 Derek Lowe, R OBP: 0.182, SLG: 0.161	G6-3								G1-3	2	0	0	0	0	1	2							
53 Melky Cabrera, S OBP: 0.320, SLG: 0.356	G6-3								G1-4-3	2	0	0	0	0	0	1							
Inning Stats	R: 0 H: 1 E: 0 K: 0 S: 11	H: 1 LOB: 1 BB: 1 P: 18	R: 0 H: 2 E: 0 K: 0 S: 6	H: 2 LOB: 1 BB: 0 P: 9	R: 0 H: 1 E: 0 K: 2 S: 15	H: 1 LOB: 2 BB: 1 P: 28	R: 0 H: 1 E: 0 K: 1 S: 12	H: 1 LOB: 0 BB: 0 P: 23	R: 1 H: 2 E: 0 K: 0 S: 9	H: 2 LOB: 0 BB: 0 P: 16	R: 0 H: 1 E: 0 K: 2 S: 11	H: 1 LOB: 1 BB: 0 P: 18	R: 3 H: 1 E: 0 K: 0 S: 13	H: 1 LOB: 0 BB: 2 P: 28	R: 0 H: 0 E: 0 K: 0 S: 8	H: 0 LOB: 1 BB: 1 P: 15		R: 2 H: 2 E: 0 K: 2 S: 15	H: 2 LOB: 3 BB: 2 P: 32	1B: 5 2B: 4 3B: 0 HR: 2	SF: 0 SAC: 0 DP: 2 HBP: 1	WP: 0 PB: 0 CS: 1	PA: 44
PITCHER	IP	WLS	BF	H	R	ER	SO	BB	IBB	HBP	BLK	WP	HR	S	P	ERA		WHIP			ERA	WHIP	
59 Alex Sanabia, R ERA: 2.11	4.1		21	7	1	1	3	3	0	0	0	0	1	52	92	2.08		2.308			18.00	4.000	
44 Brian Sanches, R ERA: 2.67	1.2		5	1	0	0	2	0	0	0	0	0	0	12	20	0.00	0.600						
31 Burke Badenhop, R ERA: 5.72	0.2	H	3	0	1	1	0	1	0	0	0	0	0	5	11	13.50	1.500						
57 Taylor Tankersley, L ERA: 5.19	0.0	B	2	1	2	2	0	1	0	0	0	0	1	6	13	=	=						
32 Clay Hensley, R ERA: 2.98	1.1		5	0	0	0	0	1	0	0	0	0	0	10	19	0.00	0.750						

Batter	1	2	3	4	5	6	7	8	9	AB	R	H	RBI	BB	SO	LOB	BOTTOM					
8 Chris Coghlan, L OBP: 0.331, SLG: 0.381	6 HR		K		G4-3		P6		F8	5	1	1	0	0	1	3	Atlanta Braves @ Florida Marlins Sun Life Stadium, Miami, FL Fri Jul 23 2010, 7:12 PM A - 11:03 PM EDT Att: 19,204 - Partly Cloudy - 84 F					
15 Gaby Sanchez, R OBP: 0.368, SLG: 0.480	P6		L6		G5-3		HR		22 1B	5	2	2	1	0	0	1						
2 Hanley Ramirez, R OBP: 0.372, SLG: 0.460	K				G6-3		K		22 1B	3	0	0	0	2	2	1						
6 Dan Uggla, R OBP: 0.357, SLG: 0.469	1-H		F7				29 BB		K	5	2	2	2	0	2	4						
3 Jorge Cantu, R OBP: 0.310, SLG: 0.413	K				F9		G5-3		G6-3	4	0	0	0	0	1	1						
43 Jose Veras, R	K									0	0	0	0	0	0	0						
22 Donnie Murphy, R OBP: 0.400, SLG: 0.778	K								1-3 2-H 3-H	1	0	1	1	0	0	0						
12 Cody Ross, R OBP: 0.330, SLG: 0.407	G4-3								K	3	1	1	0	1	1	0						
27 Giancarlo Stanton, R OBP: 0.269, SLG: 0.417	K				L9		L7		K	4	0	0	0	0	2	3						
29 Ronny Paulino, R OBP: 0.324, SLG: 0.369									K	1	0	0	0	3	1	0						
59 Alex Sanabia, R	K								15 1B	2	0	0	0	0	2	3						
44 Brian Sanches, R	K								22 PB	0	0	0	0	0	0	0						
16 Bryan Petersen, L	K									1	0	1	2	0	0	0						
31 Burke Badenhop, R	K									0	0	0	0	0	0	0						
57 Taylor Tankersley, L	K									0	0	0	0	0	0	0						
32 Clay Hensley, R	K									0	0	0	0	0	0	0						
18 Wes Helms, F	K									0	0	0	0	1	0	0						
1 Emilio Bonifacio, S	K									0	1	0	0	0	0	0						
Inning Stats	R: 2 H: 2 E: 0 K: 2 S: 16	H: 2 LOB: 0 BB: 0 P: 21	R: 0 H: 0 E: 0 K: 2 S: 15	H: 0 LOB: 1 BB: 1 P: 22	R: 0 H: 0 E: 0 K: 1 S: 9	H: 0 LOB: 1 BB: 1 P: 18	R: 0 H: 1 E: 0 K: 1 S: 12	H: 1 LOB: 2 BB: 1 P: 21	R: 0 H: 0 E: 0 K: 0 S: 7	H: 0 LOB: 0 BB: 0 P: 11	R: 2 H: 2 E: 0 K: 0 S: 11	H: 2 LOB: 2 BB: 2 P: 23	R: 1 H: 1 E: 0 K: 2 S: 13	H: 1 LOB: 0 BB: 0 P: 19	R: 0 H: 0 E: 0 K: 3 S: 10	H: 0 LOB: 0 BB: 2 P: 17	R: 2 H: 2 E: 0 K: 1 S: 14	H: 2 LOB: 2 BB: 2 P: 31	1B: 5 2B: 1 3B: 0 HR: 2	SF: 0 SAC: 0 DP: 0 HBP: 0	WP: 0 PB: 1 CS: 0	PA: 41
PITCHER	IP	WLS	BF	H	R	ER	SO	BB	IBB	HBP	BLK	WP	HR	S	P	ERA	WHIP			ERA	WHIP	
32 Derek Lowe, R ERA: 4.48	5.2		27	5	4	4	6	5	0	0	0	0	0	69	114	6.35	1.765					
43 Jesse Chavez, R ERA: 5.97	0.1		1	0	0	0	0	0	0	0	0	0	0	1	2	0.00	0.000					
58 Peter Moylan, R ERA: 2.75	1.0		4	1	1	1	2	0	0	0	0	0	1	13	19	9.00	1.000					
40 Takashi Saito, R ERA: 3.5	1.0		3	0	0	0	3	0	0	0	0	0	0	10	17	0.00	0.000					
13 Billy Wagner, L ERA: 1.73	0.2	L	6	2	2	1	1	1	1	0	0	0	0	14	31	13.50	4.500					

Batter	1	2	3	4	5	6	7	8	9	AB	R	H	RBI	BB	SO	LOB	TOP																			
14 Martin Prado, R OBP: 0.361, SLG: 0.492										5	2	3	0	0	1	0	Atlanta Braves @ Washington Nationals Nationals Park, Washington, DC Wed Jul 28 2010, 7:07 PM - 10:01 PM EDT Att: 24,263 - Clear - 90 F																			
22 Jason Heyward, L OBP: 0.386, SLG: 0.457										3	1	1	0	2	1	1																				
10 Chipper Jones, S OBP: 0.375, SLG: 0.393										4	0	1	2	0	0	2																				
13 Billy Wagner, L										0	0	0	0	0	0	0																				
16 Brian McCann, L OBP: 0.382, SLG: 0.458										3	0	1	0	1	0	3																				
20 Eric Hinske, L OBP: 0.351, SLG: 0.503										2	0	0	0	0	1	1																				
23 Matt Diaz, R OBP: 0.289, SLG: 0.438										2	0	0	0	0	0	4																				
25 Troy Glaus, R OBP: 0.361, SLG: 0.421										4	0	1	0	0	1	1																				
2 Alex Gonzalez, R OBP: 0.303, SLG: 0.485									4	0	0	0	0	2	1																					
53 Melky Cabrera, S OBP: 0.325, SLG: 0.366									3	0	1	0	1	1	1																					
15 Tim Hudson, R OBP: 0.240, SLG: 0.300										4	0	0	0	0	2	2																				
39 Jonny Venters, L OBP: 0.357, SLG: 0.394									0	0	0	0	0	0	0																					
Inning Stats	R: 2 H: 2 E: 0 K: 1 S: 14	H: 2 LOB: 1 BB: 1 P: 27	R: 0 H: 0 E: 0 K: 1 S: 8	H: 0 LOB: 0 BB: 0 P: 11	R: 0 H: 1 E: 0 K: 0 S: 7	H: 1 LOB: 1 BB: 0 P: 12	R: 0 H: 1 E: 0 K: 1 S: 18	H: 1 LOB: 1 BB: 0 P: 21	R: 1 H: 2 E: 0 K: 0 S: 11	H: 2 LOB: 2 BB: 1 P: 19	R: 0 H: 0 E: 0 K: 3 S: 15	H: 0 LOB: 1 BB: 1 P: 23	R: 0 H: 1 E: 0 K: 1 S: 11	H: 1 LOB: 2 BB: 1 P: 17	R: 0 H: 1 E: 0 K: 1 S: 9	H: 1 LOB: 0 BB: 0 P: 12	R: 0 H: 0 E: 0 K: 1 S: 9	H: 0 LOB: 0 BB: 0 P: 14	1B: 5 2B: 3 3B: 0 HR: 0	SF: 1 SAC: 0 DP: 0 HBP: 0	WP: 0 PB: 0 SB: 2 CS: 0	PA: 39														
PITCHER	IP 4.1	WLS L	BF 21	H 6	R 3	ER 3	SO 3	BB 2	IBB 0	HBP 0	BLK 0	WP 0	HR 0	S 55	P 85	ERA 6.23	WHIP 1.846	PITCHER	IP 0	WLS 0	BF 0	H 0	R 0	ER 0	SO 0	BB 0	IBB 0	HBP 0	BLK 0	WP 0	HR 0	S 0	P 0	ERA 0.00	WHIP 0.000	
61 Livan Hernandez, R ERA: 3.22	4.1	L	21	6	3	3	3	2	0	0	0	0	0	55	85	6.23	1.846																			
45 Doug Slaten, L ERA: 3.74	0.1	1	0	0	0	0	0	0	0	0	0	0	0	2	3	0.00	0.000																			
36 Tyler Clippard, R ERA: 3.26	1.1	5	0	0	0	3	1	0	0	0	0	0	0	16	25	0.00	0.750																			
62 Joel Peralta, R ERA: 1.83	3.0	12	2	0	0	3	1	0	0	0	0	0	0	29	43	0.00	1.000																			

Atlanta Braves @ Washington Nationals
 Nationals Park, Washington, DC
 Wed Jul 28 2010, 7:07 PM - 10:01 PM EDT
 Att: 24,263 - Clear - 90 F

AB 34
 R 3
 H 8
 RBI 2
 BB 4
 SO 9
 LOB 16



Batter	1	2	3	4	5	6	7	8	9	AB	R	H	RBI	BB	SO	LOB	BOTTOM
1 Nyer Morgan, L OBP: 0.320, SLG: 0.321										4	0	2	0	0	1	0	Atlanta Braves @ Washington Nationals Nationals Park, Washington, DC Wed Jul 28 2010, 7:07 PM - 10:01 PM EDT Att: 24,263 - Clear - 90 F
20 Adam Kennedy, L OBP: 0.332, SLG: 0.332										4	0	1	0	0	0	4	
11 Ryan Zimmerman, R OBP: 0.384, SLG: 0.517										3	0	1	0	1	0	1	
44 Adam Dunn, L OBP: 0.362, SLG: 0.553										4	0	0	0	1	3		
2 Roger Bernadina, L OBP: 0.321, SLG: 0.412										2	0	0	0	0	2	0	
36 Tyler Clippard, R OBP: 1.000, SLG: 1.000										0	0	0	0	0	0	0	
12 Alberto Gonzalez, R OBP: 0.330, SLG: 0.393										1	0	0	0	0	0	1	
62 Joel Peralta, R										0	0	0	0	0	0	0	
15 Cristian Guzman, S OBP: 0.357, SLG: 0.361																	

Batter	1	2	3	4	5	6	7	8	9	AB	R	H	RBI	BB	SO	LOB	TOP					
14 Martin Prado, R OBP: 0.357, SLG: 0.487	G6-3		G6-3		G6-3		F9			4	0	0	0	0	0	0	Atlanta Braves @ Washington Nationals Nationals Park, Washington, DC Thu Jul 29 2010, 12:38 PM - 4:42 PM EDT Att: 30,263 - Partly Cloudy - 92 F					
22 Jason Heyward, L OBP: 0.387, SLG: 0.452	G6-3		G4-3		G4-3		FC6-4 BB			3	0	0	0	1	0							
10 Chipper Jones, S OBP: 0.371, SLG: 0.387	G6-3				F9		FC6-4			4	0	0	0	0	1							
25 Troy Glaus, R OBP: 0.362, SLG: 0.421		F9					F9		23 G4-6-3 1B	3	1	1	0	1	0	0						
27 Brent Clevlen, R OBP: 0.250, SLG: 0.500		F9								0	0	0	0	0	0	0						
40 Takashi Saito, L (8, 1)										0	0	0	0	0	0	0						
23 Matt Diaz, R OBP: 0.288, SLG: 0.456		F9								4	2	1	2	0	0	1						
4 Omar Infante, R OBP: 0.396, SLG: 0.396										4	0	2	1	0	0	1						
8 David Ross, R OBP: 0.383, SLG: 0.383										3	0	2	0	0	0	1						
16 Brian McCann, L OBP: 0.381, SLG: 0.456										1	0	0	0	0	0	0						
53 Melky Cabrera, S OBP: 0.324, SLG: 0.363										3	0	0	0	1	0	3						
32 Derek Lowe, R OBP: 0.171, SLG: 0.152										2	0	0	0	0	1	2						
58 Peter Moylan, R (6, 1)										0	0	0	0	0	0	0						
7 Brooks Conrad, S OBP: 0.304, SLG: 0.500										1	0	0	0	0	1	0						
38 Mike Dunn, L (7, 1)										0	0	0	0	0	0	0						
20 Eric Hinske, L OBP: 0.350, SLG: 0.500										1	0	0	0	1	0	0						
Inning Stats	R: 0 E: 0 K: 0 S: 4	H: 0 LOB: 0 BB: 0 P: 7	R: 0 E: 0 K: 0 S: 11	H: 2 LOB: 2 BB: 0 P: 14	R: 0 E: 0 K: 0 S: 9	H: 0 LOB: 0 BB: 0 P: 13	R: 2 E: 0 K: 1 S: 15	H: 2 LOB: 2 BB: 2 P: 24	R: 0 E: 0 K: 0 S: 4	H: 0 LOB: 0 BB: 0 P: 7	R: 1 E: 1 K: 0 S: 9	H: 1 LOB: 1 BB: 0 P: 16	R: 0 E: 0 K: 1 S: 10	H: 0 LOB: 1 BB: 1 P: 20	R: 0 E: 0 K: 0 S: 8	H: 1 LOB: 1 BB: 0 P: 12	R: 0 E: 0 K: 1 S: 10	H: 0 LOB: 0 BB: 0 P: 14	1B: 4 2B: 0 3B: 1 HR: 1	SF: 0 SAC: 0 DP: 1 HBP: 0	WP: 0 PB: 1 SB: 0 CS: 0	PA: 36
PITCHER	IP WLS BF H R ER SO BB IBB HBP BLK WP HR S P ERA WHIP																					
19 Scott Olsen, L ERA: 3.67	6.0 W 26 5 3 2 1 1 1 0 0 0 0 1 52 81 3.00 1.000																					
17 Sean Burnett, L ERA: 2.78	1.0 H 4 0 0 0 1 0 0 0 0 0 0 0 10 20 0.00 1.000																					
22 Drew Storen, R ERA: 2.64	1.0 S 3 1 0 0 0 0 0 0 0 0 0 0 8 12 0.00 1.000																					
Matt Capps, R ERA: 2.74	1.0 S 3 0 0 0 1 0 0 0 0 0 0 0 10 14 0.00 0.000																					

Batter	1	2	3	4	5	6	7	8	9	AB	R	H	RBI	BB	SO	LOB	BOTTOM			
1 Nnyer Morgan, L OBP: 0.320, SLG: 0.320	G4-3		G4-3		L4		F7			4	0	1	0	0	0	1	Atlanta Braves @ Washington Nationals Nationals Park, Washington, DC Thu Jul 29 2010, 12:38 PM - 4:42 PM EDT Att: 30,263 - Partly Cloudy - 92 F			
20 Adam Kennedy, L OBP: 0.326, SLG: 0.325	L7		G4-3				G6-3			4	0	0	0	0	0	1				
22 Drew Storen, S OBP: 0.500, SLG: 0.500										0	0	0	0	0	0	0				
2 Roger Bernadina, L OBP: 0.321, SLG: 0.412										0	0	0	0	0	0	0				
11 Ryan Zimmerman, R OBP: 0.382, SLG: 0.512	F9									3	0	0	0	1	1	0				
44 Adam Dunn, L OBP: 0.364, SLG: 0.563										4	2	2	1	0	0	2				
Matt Capps, R (9, 1)										0	0	0	0	0	0	0				
16 Josh Willingham, R OBP: 0.395, SLG: 0.470	G5-3									4	0	0	0	0	1	1				
38 Michael Morse, R OBP: 0.396, SLG: 0.607	G6-3									3	1	1	1	0	1	0				
6 Ian Desmond, R OBP: 0.294, SLG: 0.395										3	2	2	1	0	1	1				
23 Wil Nieves, R OBP: 0.223, SLG: 0.252										3	0	1	2	0	0	1				
19 Scott Olsen, L OBP: 0.067, SLG: 0.067										2	0	0	0	0	2	1				
17 Sean Burnett, L ERA: 2.61										0	0	0	0	0	0	0				
12 Alberto Gonzalez, R OBP: 0.326, SLG: 0.388										1	0	0	0	0	1	0				
Inning Stats	R: 0 E: 0 K: 0 S: 8	H: 0 LOB: 0 BB: 0 P: 12	R: 2 E: 0 K: 0 S: 20	H: 2 LOB: 0 BB: 0 P: 32	R: 0 E: 0 K: 1 S: 11	H: 1 LOB: 2 BB: 1 P: 20	R: 2 E: 0 K: 2 S: 14	H: 2 LOB: 1 BB: 0 P: 22	R: 0 E: 0 K: 0 S: 9	H: 0 LOB: 0 BB: 0 P: 12	R: 0 E: 0 K: 1 S: 11	H: 1 LOB: 1 BB: 0 P: 17	R: 0 E: 0 K: 1 S: 9	H: 0 LOB: 0 BB: 0 P: 14	R: 1 E: 0 K: 2 S: 9	H: 1 LOB: 0 BB: 0 P: 15	1B: 3 2B: 2 3B: 0 HR: 2	SF: 0 SAC: 0 DP: 0 HBP: 1	WP: 0 PB: 0 SB: 1 CS: 0	PA: 33
PITCHER	IP WLS BF H R ER SO BB IBB HBP BLK WP HR S P ERA WHIP																			
32 Derek Lowe, R ERA: 4.88	5.0 L 22 4 4 4 1 0 1 0 0 0 0 0 0 11 62 7.20 1.200																			
58 Peter Moylan, R ERA: 2.61	1.0 4 1 0 0 1 0 0 0 0 0 0 0 0 9 17 0.00 1.000																			
38 Mike Dunn, L ERA:	1.0 3 0 0 0 1 0 0 0 0 0 0 0 9 14 0.00 0.000																			
40 Takashi Saito, R ERA: 3.55	1.0 4 1 1 1 2 0 0 0 0 0 0 1 9 15 9.00 1.000																			

AB 33
R 3
H 6
RBI 3
BB 3
SO 3
LOB 9



AB 31
R 5
H 7
RBI 5
BB 1
SO 7
LOB 8



Batter	1	2	3	4	5	6	7	8	9	AB	R	H	RBI	BB	SO	LOB	TOP					
7 José Reyes, S OBP: 0.320, SLG: 0.414			G4-3				G4-3		P4	5	1	1	0	0	1	0	New York Mets @ Atlanta Braves Turner Field, Atlanta, GA Mon Aug 02 2010, 7:12 PM - 10:14 PM EDT Att: 33,030 - Cloudy - 83 F					
16 Angel Pagan, S OBP: 0.373, SLG: 0.481			F8				F9		K	5	0	1	0	0	1	1						
15 Carlos Beltrán, S OBP: 0.348, SLG: 0.368										2	0	1	1	2	1	0						
5 David Wright, R OBP: 0.375, SLG: 0.514			F9						F8	4	0	0	0	0	0	4						
29 Ike Davis, L OBP: 0.322, SLG: 0.439									G3	3	0	1	0	1	0	2						
12 Jeff Francoeur, R OBP: 0.288, SLG: 0.368			P4							4	0	1	0	0	0	3						
4 Henry Blanco, R OBP: 0.128, SLG: 0.234			F7						23 1B	3	0	1	0	0	0	0						
23 Chris Carter, L OBP: 0.286, SLG: 0.379			G6-3							3	0	1	0	0	0	0						
13 Alex Cora, L OBP: 0.265, SLG: 0.278										1	0	1	0	0	0	0						
1 Luis Castillo, S OBP: 0.332, SLG: 0.273			E1							3	0	1	0	0	1	2						
30 Josh Thole, L OBP: 0.244, SLG: 0.375										1	0	0	0	0	0	2						
57 Johan Santana, L OBP: 0.128, SLG: 0.234			G4-3							3	0	0	0	0	1	3						
39 Bobby Parnell, R OBP: 0.357, SLG: 0.273										0	0	0	0	0	0	0						
19 Mike Hessman, R OBP: 0.357, SLG: 0.273										1	0	0	0	0	0	0						
Inning Stats	R: 0 E: 0 K: 1 S: 12	H: 1 LOB: 2 BB: 1 P: 20	R: 0 E: 0 K: 0 S: 13	H: 1 LOB: 1 BB: 0 P: 17	R: 0 E: 0 K: 0 S: 8	H: 0 LOB: 1 BB: 1 P: 15	R: 0 E: 0 K: 2 S: 17	H: 2 LOB: 2 BB: 0 P: 23	R: 1 E: 1 K: 0 S: 10	H: 2 LOB: 2 BB: 1 P: 19	R: 0 E: 0 K: 0 S: 7	H: 0 LOB: 0 BB: 0 P: 13	R: 0 E: 0 K: 1 S: 13	H: 0 LOB: 0 BB: 0 P: 20	R: 0 E: 0 K: 0 S: 15	H: 2 LOB: 2 BB: 0 P: 19	R: 0 E: 0 K: 1 S: 9	H: 0 LOB: 0 BB: 0 P: 11	1B: 7 2B: 1 3B: 0 HR: 0	SF: 0 SAC: 0 DP: 0 HBP: 0	WP: 0 PB: 0 SB: 1 CS: 0	PA: 38
PITCHER	IP WLS BF H R ER SO BB IBB HBP BLK WP HR S P ERA WHIP	6.0 W 27 6 1 1 3 3 0 0 0 0 0 0 67 107 1.50 1.500	1.0 H 3 0 0 0 1 0 0 0 0 0 0 0 13 20 0.00 0.000	1.0 H 5 2 0 0 0 0 0 0 0 0 0 0 15 19 0.00 2.000	1.0 S 3 0 0 0 1 0 0 0 0 0 0 0 9 11 0.00 0.000	PITCHER																

Batter	1	2	3	4	5	6	7	8	9	AB	R	H	RBI	BB	SO	LOB	BOTTOM					
4 Omar Infante, R OBP: 0.376, SLG: 0.409			F9				L4		G4-3	5	1	2	0	0	0	4	New York Mets @ Atlanta Braves Turner Field, Atlanta, GA Mon Aug 02 2010, 7:12 PM - 10:14 PM EDT Att: 33,030 - Cloudy - 83 F					
22 Jason Heyward, L OBP: 0.382, SLG: 0.452										3	0	0	0	1	2	2						
10 Chipper Jones, S OBP: 0.369, SLG: 0.390			FC5-4							4	1	1	1	0	0	4						
23 Matt Diaz, R OBP: 0.288, SLG: 0.462										4	1	2	1	0	2	0						
40 Takashi Saito, L OBP: 0.288, SLG: 0.462										0	0	0	0	0	0	0						
13 Billy Wagner, L OBP: 0.288, SLG: 0.462										0	0	0	0	0	0	0						
2 Alex Gonzalez, R OBP: 0.299, SLG: 0.482			FC4-2							4	1	0	0	0	2	3						
25 Troy Glaus, R OBP: 0.356, SLG: 0.409										3	0	1	0	1	2	0						
28 Rick Ankiel, L OBP: 0.321, SLG: 0.465										4	0	2	2	0	2	2						
8 David Ross, R OBP: 0.378, SLG: 0.376										4	0	1	0	0	2	5						
15 Tim Hudson, R OBP: 0.250, SLG: 0.327										2	0	1	0	0	0	0						
24 Diory Hernandez, R OBP: 0.326, SLG: 0.362										1	0	0	0	0	1	1						
39 Jonny Venters, L OBP: 0.326, SLG: 0.362										0	0	0	0	0	0	0						
53 Melky Cabrera, S OBP: 0.326, SLG: 0.362										1	0	1	0	0	0	0						
Inning Stats	R: 3 E: 0 K: 1 S: 18	H: 3 LOB: 2 BB: 2 P: 30	R: 0 E: 0 K: 1 S: 11	H: 1 LOB: 0 BB: 0 P: 14	R: 0 E: 0 K: 2 S: 10	H: 2 LOB: 2 BB: 0 P: 15	R: 0 E: 0 K: 0 S: 9	H: 1 LOB: 1 BB: 0 P: 14	R: 0 E: 0 K: 3 S: 10	H: 0 LOB: 0 BB: 0 P: 13	R: 0 E: 0 K: 1 S: 8	H: 1 LOB: 0 BB: 0 P: 13	R: 1 E: 0 K: 3 S: 12	H: 1 LOB: 0 BB: 0 P: 16	R: 0 E: 0 K: 2 S: 15	H: 2 LOB: 2 BB: 0 P: 22	R: 0 E: 0 K: 2 S: 15	H: 2 LOB: 2 BB: 0 P: 22	1B: 6 2B: 4 3B: 0 HR: 1	SF: 0 SAC: 0 DP: 0 HBP: 0	WP: 0 PB: 0 SB: 0 CS: 0	PA: 37
PITCHER	IP WLS BF H R ER SO BB IBB HBP BLK WP HR S P ERA WHIP	7.0 L 32 9 4 4 11 2 0 0 0 0 0 0 67 115 5.14 1.571	1.0 5 2 0 0 2 0 0 0 0 0 0 0 15 22 0.00 2.000	PITCHER																		

Batter	1	2	3	4	5	6	7	8	9	AB	R	H	RBI	BB	SO	LOB	TOP				
7 José Reyes, S OBP: 0.319, SLG: 0.414	F8		2H 2B		G3		F8		G5-3	5	0	1	1	0	0	2					
16 Angel Pagan, S OBP: 0.372, SLG: 0.478	G4-6-3 1B				G3		CS		K2-3	4	0	1	0	0	2	2					
15 Carlos Beltrán, S OBP: 0.342, SLG: 0.361	G4-6-3 1-2								19 FC5 29 BB 1B	4	0	1	0	0	1	2					
5 David Wright, R OBP: 0.372, SLG: 0.509		G6-3			G6-3				E6 29 G4-3	4	0	0	0	0	1	1					
29 Ike Davis, L OBP: 0.324, SLG: 0.438					K				G4-3	3	0	1	0	1	1	1					
30 Josh Thole, L OBP: 0.400, SLG: 0.373									19 FC5 BB	3	0	1	0	0	2	2					
19 Mike Hessman, R (8, PH) OBP: 0.333, SLG: 0.250	F7								FC5	1	0	0	0	0	0	2					
4 Henry Blanco, R OBP: 0.317, SLG: 0.374									1-2 2-3f	0	0	0	0	0	0	0					
12 Jeff Francoeur, R OBP: 0.290, SLG: 0.377	F8				G6-3					3	2	1	1	1	0	2					
1 Luis Castillo, S OBP: 0.336, SLG: 0.284										3	1	2	0	0	0	0					
43 R.A. Dickey, R OBP: 0.231, SLG: 0.200										0	0	0	0	0	0	0					
23 Chris Carter, L OBP: 0.293, SLG: 0.390										1	0	1	1	0	0	0					
25 Pedro Feliciano, L OBP: 0.293, SLG: 0.390										0	0	0	0	0	0	0					
36 Manny Acosta, R OBP: 0.293, SLG: 0.390										0	0	0	0	0	0	0					
27 Jesús Feliciano, L OBP: 0.293, SLG: 0.390										1	0	0	0	0	1	0					
75 Francisco Rodríguez, R OBP: 0.293, SLG: 0.390										0	0	0	0	0	0	0					
Inning Stats	R: 0 E: 0 K: 0 S: 5	H: 1 LOB: 0 BB: 0 P: 11	R: 0 E: 0 K: 0 S: 8	H: 1 LOB: 1 BB: 0 P: 13	R: 1 E: 0 K: 2 S: 12	H: 2 LOB: 1 BB: 0 P: 17	R: 0 E: 0 K: 1 S: 12	H: 1 LOB: 1 BB: 0 P: 21	R: 0 E: 0 K: 0 S: 6	H: 0 LOB: 1 BB: 0 P: 10	R: 1 E: 0 K: 0 S: 7	H: 1 LOB: 0 BB: 1 P: 18	R: 0 E: 0 K: 2 S: 13	H: 1 LOB: 2 BB: 1 P: 18	R: 1 E: 0 K: 1 S: 12	H: 1 LOB: 0 BB: 0 P: 16	1B: 6 2B: 2 3B: 0 HR: 1	SF: 0 SAC: 3 DP: 1 HBP: 0	WP: 0 PB: 0 SB: 1 CS: 1	PA: 38	
PITCHER	IP WLS BF H R ER SO BB IBB HBP BLK WP HR S P ERA WHIP	IP WLS BF H R ER SO BB IBB HBP BLK WP HR S P ERA WHIP	IP WLS BF H R ER SO BB IBB HBP BLK WP HR S P ERA WHIP	IP WLS BF H R ER SO BB IBB HBP BLK WP HR S P ERA WHIP	IP WLS BF H R ER SO BB IBB HBP BLK WP HR S P ERA WHIP	IP WLS BF H R ER SO BB IBB HBP BLK WP HR S P ERA WHIP	IP WLS BF H R ER SO BB IBB HBP BLK WP HR S P ERA WHIP	IP WLS BF H R ER SO BB IBB HBP BLK WP HR S P ERA WHIP	IP WLS BF H R ER SO BB IBB HBP BLK WP HR S P ERA WHIP	IP WLS BF H R ER SO BB IBB HBP BLK WP HR S P ERA WHIP	IP WLS BF H R ER SO BB IBB HBP BLK WP HR S P ERA WHIP	IP WLS BF H R ER SO BB IBB HBP BLK WP HR S P ERA WHIP	IP WLS BF H R ER SO BB IBB HBP BLK WP HR S P ERA WHIP	IP WLS BF H R ER SO BB IBB HBP BLK WP HR S P ERA WHIP	IP WLS BF H R ER SO BB IBB HBP BLK WP HR S P ERA WHIP	IP WLS BF H R ER SO BB IBB HBP BLK WP HR S P ERA WHIP	IP WLS BF H R ER SO BB IBB HBP BLK WP HR S P ERA WHIP	IP WLS BF H R ER SO BB IBB HBP BLK WP HR S P ERA WHIP	IP WLS BF H R ER SO BB IBB HBP BLK WP HR S P ERA WHIP	IP WLS BF H R ER SO BB IBB HBP BLK WP HR S P ERA WHIP	IP WLS BF H R ER SO BB IBB HBP BLK WP HR S P ERA WHIP

New York Mets @ Atlanta Braves
Turner Field, Atlanta, GA
Tue Aug 03 2010, 7:10 PM - 10:04 PM EDT
Att: 26,578 - Partly Cloudy - 91 F

AB 32
R 3
H 9
RBI 3
BB 2
SO 6
LOB 14



Batter	1	2	3	4	5	6	7	8	9	AB	R	H	RBI	BB	SO	LOB	BOTTOM				
4 Omar Infante, R OBP: 0.372, SLG: 0.409	G4-3		F9		G1-3				G1-3	5	0	1	0	0	0	1					
22 Jason Heyward, L OBP: 0.382, SLG: 0.452					G3		G4-3		G6-3	4	0	1	0	1	0	1					
10 Chipper Jones, S OBP: 0.373, SLG: 0.388									F7	2	0	0	0	3	1	1					
16 Brian McCann, L OBP: 0.388, SLG: 0.463	G4-3				F8					3	0	1	0	1	0	3					
20 Eric Hinske, L OBP: 0.338, SLG: 0.479										3	0	0	0	0	1	5					
25 Troy Glaus, R OBP: 0.355, SLG: 0.408	G4-3				F7				G4-6-3	1	0	0	0	0	2	2					
2 Alex Gonzalez, R OBP: 0.303, SLG: 0.482					F7					2	1	1	0	1	0	0					
28 Rick Ankiel, L OBP: 0.319, SLG: 0.456										4	1	1	0	0	1	2					
53 Melky Cabrera, S OBP: 0.328, SLG: 0.368										3	0	1	2	1	0	1					
32 Derek Lowe, R OBP: 0.182, SLG: 0.143										2	0	0	0	0	0	1					
23 Matt Diaz, R OBP: 0.296, SLG: 0.420										1	0	0	0	0	0	1					
43 Kyle Farnsworth, R OBP: 0.296, SLG: 0.420										0	0	0	0	0	0	0					
39 Jonny Venters, L OBP: 0.296, SLG: 0.420										0	0	0	0	0	0	0					
7 Brooks Conrad, S OBP: 0.296, SLG: 0.420										1	0	0	0	0	1	0					
13 Billy Wagner, L OBP: 0.296, SLG: 0.420										0	0	0	0	0	0	0					
Inning Stats	R: 0 E: 0 K: 1 S: 11	H: 0 LOB: 1 BB: 1 P: 17	R: 1 E: 0 K: 0 S: 9	H: 1 LOB: 1 BB: 0 P: 14	R: 0 E: 0 K: 0 S: 10	H: 0 LOB: 0 BB: 0 P: 14	R: 0 E: 0 K: 1 S: 13	H: 1 LOB: 1 BB: 2 P: 26	R: 1 E: 0 K: 0 S: 13	H: 2 LOB: 1 BB: 0 P: 16	R: 0 E: 0 K: 0 S: 7	H: 1 LOB: 1 BB: 1 P: 12	R: 0 E: 0 K: 1 S: 11	H: 0 LOB: 2 BB: 2 P: 21	R: 0 E: 0 K: 0 S: 7	H: 0 LOB: 0 BB: 0 P: 13	1B: 3 2B: 2 3B: 1 HR: 0	SF: 0 SAC: 0 DP: 1 HBP: 1	WP: 0 PB: 0 SB: 0 CS: 1	PA: 39	
PITCHER	IP WLS BF H R ER SO BB IBB HBP BLK WP HR S P ERA WHIP	IP WLS BF H R ER SO BB IBB HBP BLK WP HR S P ERA WHIP	IP WLS BF H R ER SO BB IBB HBP BLK WP HR S P ERA WHIP	IP WLS BF H R ER SO BB IBB HBP BLK WP HR S P ERA WHIP	IP WLS BF H R ER SO BB IBB HBP BLK WP HR S P ERA WHIP	IP WLS BF H R ER SO BB IBB HBP BLK WP HR S P ERA WHIP	IP WLS BF H R ER SO BB IBB HBP BLK WP HR S P ERA WHIP	IP WLS BF H R ER SO BB IBB HBP BLK WP HR S P ERA WHIP	IP WLS BF H R ER SO BB IBB HBP BLK WP HR S P ERA WHIP	IP WLS BF H R ER SO BB IBB HBP BLK WP HR S P ERA WHIP	IP WLS BF H R ER SO BB IBB HBP BLK WP HR S P ERA WHIP	IP WLS BF H R ER SO BB IBB HBP BLK WP HR S P ERA WHIP	IP WLS BF H R ER SO BB IBB HBP BLK WP HR S P ERA WHIP	IP WLS BF H R ER SO BB IBB HBP BLK WP HR S P ERA WHIP	IP WLS BF H R ER SO BB IBB HBP BLK WP HR S P ERA WHIP	IP WLS BF H R ER SO BB IBB HBP BLK WP HR S P ERA WHIP	IP WLS BF H R ER SO BB IBB HBP BLK WP HR S P ERA WHIP	IP WLS BF H R ER SO BB IBB HBP BLK WP HR S P ERA WHIP	IP WLS BF H R ER SO BB IBB HBP BLK WP HR S P ERA WHIP	IP WLS BF H R ER SO BB IBB HBP BLK WP HR S P ERA WHIP	IP WLS BF H R ER SO BB IBB HBP BLK WP HR S P ERA WHIP

New York Mets @ Atlanta Braves
Turner Field, Atlanta, GA
Tue Aug 03 2010, 7:10 PM - 10:04 PM EDT
Att: 26,578 - Partly Cloudy - 91 F

AB 31
R 2
H 6
RBI 2
BB 7
SO 3
LOB 19



Batter	1	2	3	4	5	6	7	8	9	AB	R	H	RBI	BB	SO	LOB	TOP					
56 Andres Torres, S OBP: 0.374, SLG: 0.510	1-0 G4-3 1B	1-1 2B		2-0 F9		1-3 K			0-0 1B	5	1	3	1	0	1	1	San Francisco Giants @ Atlanta Braves Turner Field, Atlanta, GA Thu Aug 05 2010, 7:11 PM - 9:48 PM EDT Att: 24,538 - Partly Cloudy - 91 F					
21 Freddy Sanchez, R OBP: 0.324, SLG: 0.335	2-0 G4-3 2B	4-2 2B			2-1 F9		0-3 K		1-3 K	4	0	1	0	1	2	1						
17 Aubrey Huff, L OBP: 0.398, SLG: 0.552	1-0 G4-3 2B	2-2 F8			3-2 2B		0-3 K			4	0	1	1	0	1	4						
28 Buster Posey, R OBP: 0.391, SLG: 0.530	1-3 K			3-1 L6		1-0 G5-3			0-0 G1-3	4	0	0	0	0	1	2						
5 Juan Uribe, R OBP: 0.326, SLG: 0.459	1-2 F8			0-0 G6-3 2B		4-2 BB		1-1 F9		3	0	1	0	1	0	1						
9 Pat Burrell, R OBP: 0.339, SLG: 0.423				3-2 G6-3 2B		2-2 F9 BB		1-2 F8		4	0	0	0	0	0	3						
48 Pablo Sandoval, S OBP: 0.324, SLG: 0.385				1-2 F9 2B				1-2 P5		4	0	2	0	0	0	1						
33 Aaron Rowand, R OBP: 0.300, SLG: 0.399				0-0 G4-3 1B		2-3 K		1-1 F9		3	1	0	0	1	1	1						
55 Tim Lincecum, L OBP: 0.111, SLG: 0.094				1-1 G5-3		0-0 B2		1-2 L1		3	0	0	0	0	0	3						
49 Javier López, L OBP: 0.341, SLG: 0.363										0	0	0	0	0	0	0						
Inning Stats	R: 1 H: 2 E: 0 K: 1 S: 11	WLS: 2 BF: 28 LOB: 1 P: 16	R: 1 H: 2 E: 0 K: 0 S: 16	WLS: 2 BF: 27 LOB: 3 P: 27	R: 0 H: 1 E: 0 K: 0 S: 9	WLS: 1 BF: 16 LOB: 0 P: 16	R: 0 H: 0 E: 0 K: 0 S: 4	WLS: 0 BF: 7 LOB: 0 P: 7	R: 0 H: 1 E: 0 K: 2 S: 14	WLS: 2 BF: 14 LOB: 1 P: 14	R: 0 H: 0 E: 0 K: 2 S: 8	WLS: 0 BF: 8 LOB: 0 P: 8	R: 0 H: 0 E: 0 K: 0 S: 8	WLS: 0 BF: 11 LOB: 0 P: 11	R: 0 H: 1 E: 0 K: 1 S: 11	WLS: 1 BF: 14 LOB: 1 P: 14	1B: 3 2B: 5 3B: 0 HR: 0	SF: 0 SAC: 0 DP: 0 HBP: 0	WP: 1 PB: 0 SB: 0 CS: 0	PA: 38		
PITCHER	IP WLS BF H R ER SO BB IBB HBP BLK WP HR S P ERA WHIP	IP WLS BF H R ER SO BB IBB HBP BLK WP HR S P ERA WHIP	IP WLS BF H R ER SO BB IBB HBP BLK WP HR S P ERA WHIP	IP WLS BF H R ER SO BB IBB HBP BLK WP HR S P ERA WHIP	IP WLS BF H R ER SO BB IBB HBP BLK WP HR S P ERA WHIP	IP WLS BF H R ER SO BB IBB HBP BLK WP HR S P ERA WHIP	IP WLS BF H R ER SO BB IBB HBP BLK WP HR S P ERA WHIP	IP WLS BF H R ER SO BB IBB HBP BLK WP HR S P ERA WHIP	IP WLS BF H R ER SO BB IBB HBP BLK WP HR S P ERA WHIP	IP WLS BF H R ER SO BB IBB HBP BLK WP HR S P ERA WHIP	IP WLS BF H R ER SO BB IBB HBP BLK WP HR S P ERA WHIP	IP WLS BF H R ER SO BB IBB HBP BLK WP HR S P ERA WHIP	IP WLS BF H R ER SO BB IBB HBP BLK WP HR S P ERA WHIP	IP WLS BF H R ER SO BB IBB HBP BLK WP HR S P ERA WHIP	IP WLS BF H R ER SO BB IBB HBP BLK WP HR S P ERA WHIP	IP WLS BF H R ER SO BB IBB HBP BLK WP HR S P ERA WHIP	IP WLS BF H R ER SO BB IBB HBP BLK WP HR S P ERA WHIP					
49 Jair Jurrjens, R ERA: 4.48	6.0	W	28	7	2	2	3	3	0	0	0	0	0	0	0	0	1	0	66	106	3.00	1.667
39 Jonny Venters, L ERA: 1.15	1.0	H	3	0	0	0	2	0	0	0	0	0	0	0	0	0	0	0	8	8	0.00	0.000
40 Takashi Saito, R ERA: 3.21	1.0	H	3	0	0	0	2	0	0	0	0	0	0	0	0	0	0	0	8	11	0.00	0.000
13 Billy Wagner, L ERA: 1.74	1.0	S	4	1	0	0	1	0	0	0	0	0	0	0	0	0	0	0	11	14	0.00	1.000

AB	35
R	2
H	8
RBI	2
BB	3
SO	6
LOB	17



Batter	1	2	3	4	5	6	7	8	9	AB	R	H	RBI	BB	SO	LOB	BOTTOM					
4 Omar Infante, R OBP: 0.375, SLG: 0.410	0-0 2B 1B	2-2 F8			2-2 G5-3		0-0 2B FC3-6			4	0	2	0	0	0	0	San Francisco Giants @ Atlanta Braves Turner Field, Atlanta, GA Thu Aug 05 2010, 7:11 PM - 9:48 PM EDT Att: 24,538 - Partly Cloudy - 91 F					
22 Jason Heyward, L OBP: 0.379, SLG: 0.447	4-0 BB			3-3 K		1-1 2B		1-1 FC3-6		3	0	1	0	1	1	2						
10 Chipper Jones, S OBP: 0.374, SLG: 0.397	2-3 K			0-1 G6-3		1-2 P6		0-2 F8		4	0	0	0	0	1	5						
16 Brian McCann, L OBP: 0.389, SLG: 0.476	0-3 K			4-1 BB		0-1 F7		0-0 G1-3		3	0	0	0	1	1	2						
20 Eric Hinske, L OBP: 0.335, SLG: 0.482	2-3 K			3-2 G3		2-1 HR		1-2 F8		4	1	1	1	0	1	3						
28 Rick Ankiel, L OBP: 0.314, SLG: 0.436		4-0 2 HR BB			0-2 K		1-1 G4-3		1-1 G4-3	3	1	0	0	1	1	0						
2 Alex Gonzalez, R OBP: 0.303, SLG: 0.486	1-2 HR			0-0 G6-3		1-1 P6				3	1	1	2	0	0	0						
53 Melky Cabrera, S OBP: 0.329, SLG: 0.377	1-1 G3			1-2 F8				0-1 2B FC3-6		3	0	1	0	0	0	0						
49 Jair Jurrjens, R OBP: 0.160, SLG: 0.045	1-1 G4-3					1-3 K		0-3 K		2	0	0	0	0	1	0						
39 Jonny Venters, L ERA: 3.15	1.2	L	5	0	0	0	0	0	0	0	0	0	0	0	0	0						
24 Dory Hernandez, R OBP: 0.374, SLG: 0.397										1	0	0	0	0	1	1						
40 Takashi Saito, L ERA: 2.61										0	0	0	0	0	0	0						
13 Billy Wagner, L ERA: 1.74										0	0	0	0	0	0	0						
Inning Stats	R: 0 H: 1 E: 0 K: 3 S: 10	WLS: 1 BF: 28 LOB: 2 P: 18	R: 2 H: 1 E: 0 K: 0 S: 12	WLS: 1 BF: 21 LOB: 1 P: 21	R: 0 H: 0 E: 0 K: 1 S: 11	WLS: 0 BF: 10 LOB: 0 P: 10	R: 0 H: 1 E: 0 K: 1 S: 12	WLS: 1 BF: 17 LOB: 1 P: 17	R: 1 H: 1 E: 0 K: 0 S: 8	WLS: 1 BF: 12 LOB: 0 P: 12	R: 0 H: 2 E: 0 K: 1 S: 13	WLS: 2 BF: 14 LOB: 2 P: 14	R: 0 H: 0 E: 0 K: 0 S: 6	WLS: 0 BF: 8 LOB: 0 P: 8	R: 0 H: 1 E: 0 K: 1 S: 11	WLS: 1 BF: 14 LOB: 1 P: 14	1B: 3 2B: 1 3B: 0 HR: 2	SF: 0 SAC: 0 DP: 0 HBP: 0	WP: 0 PB: 0 SB: 0 CS: 0	PA: 33		
PITCHER	IP WLS BF H R ER SO BB IBB HBP BLK WP HR S P ERA WHIP	IP WLS BF H R ER SO BB IBB HBP BLK WP HR S P ERA WHIP	IP WLS BF H R ER SO BB IBB HBP BLK WP HR S P ERA WHIP	IP WLS BF H R ER SO BB IBB HBP BLK WP HR S P ERA WHIP	IP WLS BF H R ER SO BB IBB HBP BLK WP HR S P ERA WHIP	IP WLS BF H R ER SO BB IBB HBP BLK WP HR S P ERA WHIP	IP WLS BF H R ER SO BB IBB HBP BLK WP HR S P ERA WHIP	IP WLS BF H R ER SO BB IBB HBP BLK WP HR S P ERA WHIP	IP WLS BF H R ER SO BB IBB HBP BLK WP HR S P ERA WHIP	IP WLS BF H R ER SO BB IBB HBP BLK WP HR S P ERA WHIP	IP WLS BF H R ER SO BB IBB HBP BLK WP HR S P ERA WHIP	IP WLS BF H R ER SO BB IBB HBP BLK WP HR S P ERA WHIP	IP WLS BF H R ER SO BB IBB HBP BLK WP HR S P ERA WHIP	IP WLS BF H R ER SO BB IBB HBP BLK WP HR S P ERA WHIP	IP WLS BF H R ER SO BB IBB HBP BLK WP HR S P ERA WHIP	IP WLS BF H R ER SO BB IBB HBP BLK WP HR S P ERA WHIP						
55 Tim Lincecum, R ERA: 3.15	6.1	L	28	6	3	3	7	3	0	0	0	0	0	0	0	0	1	0	68	104	4.26	1.421
49 Javier López, L ERA: 2.61	1.2		5	0	0	0	0	0	0	0	0	0	0	0	0	0	0	0	13	16	0.00	0.000


AB	30
R	3
H	6
RBI	3
BB	3
SO	7
LOB	13




Batter	1	2	3	4	5	6	7	8	9	AB	R	H	RBI	BB	SO	LOB	TOP					
56 Andres Torres, S OBP: 0.371, SLG: 0.503										4	0	0	0	0	3	0	San Francisco Giants @ Atlanta Braves Turner Field, Atlanta, GA Sat Aug 07 2010, 7:15 PM - 9:35 PM EDT Att: 47,305 - Partly Cloudy - 89 F					
21 Freddy Sanchez, R OBP: 0.315, SLG: 0.324										4	0	0	0	0	1	0						
17 Aubrey Huff, L OBP: 0.397, SLG: 0.544										3	0	0	0	1	1	0						
28 Buster Posey, R OBP: 0.391, SLG: 0.520										2	0	1	0	0	0	0						
5 Juan Uribe, R OBP: 0.319, SLG: 0.449										3	0	0	0	0	0	3						
9 Pat Burrell, R OBP: 0.348, SLG: 0.436										3	0	1	0	0	1	0						
48 Pablo Sandoval, S OBP: 0.323, SLG: 0.380										3	0	1	0	0	0	1						
33 Aaron Rowand, R OBP: 0.299, SLG: 0.395										3	0	0	0	0	2	2						
18 Matt Cain, R OBP: 0.116, SLG: 0.119										1	0	0	0	0	1	0						
12 Nate Schottz, L OBP: 0.379, SLG: 0.418										1	0	0	0	0	0	0						
52 Ramon E Ramirez, R OBP: 0.302, SLG: 0.376										0	0	0	0	0	0	0						
46 Santiago Casilla, R OBP: 0.328, SLG: 0.376										0	0	0	0	0	0	0						
35 Travis Ishikawa, L OBP: 0.336, SLG: 0.423										1	0	0	0	0	0	1						
59 Guillermo Mota, R OBP: 0.300, SLG: 0.467										0	0	0	0	0	0	0						
Inning Stats	R: 0 E: 0 K: 1 S: 14	H: 0 LOB: 0 BB: 0 P: 18	R: 0 E: 0 K: 1 S: 7	H: 0 LOB: 0 BB: 0 P: 11	R: 0 E: 0 K: 2 S: 11	H: 0 LOB: 0 BB: 0 P: 13	R: 0 E: 0 K: 1 S: 7	H: 0 LOB: 0 BB: 0 P: 10	R: 0 E: 0 K: 0 S: 13	H: 1 LOB: 0 BB: 0 P: 20	R: 0 E: 0 K: 0 S: 5	H: 1 LOB: 0 BB: 0 P: 8	R: 0 E: 0 K: 0 S: 10	H: 0 LOB: 2 BB: 1 P: 17	R: 0 E: 0 K: 1 S: 9	H: 1 LOB: 1 BB: 0 P: 15	R: 0 E: 0 K: 3 S: 10	H: 0 LOB: 0 BB: 0 P: 11	1B: 2 2B: 1 3B: 0 HR: 0	SF: 0 SAC: 0 DP: 2 HBP: 1	WP: 0 PB: 0 SB: 0 CS: 0	PA: 30
PITCHER	IP WLS BF H R ER SO BB IBB HBP BLK WP HR S P ERA WHIP																					
15 Tim Hudson, R ERA: 2.24	8.0 W 27 3 0 0 6 1 0 1 0 0 0 0 76 112 0.00 0.500																					
13 Billy Wagner, L ERA: 1.66	1.0 S 3 0 0 0 3 0 0 0 0 0 0 0 10 11 0.00 0.000																					

Batter	1	2	3	4	5	6	7	8	9	AB	R	H	RBI	BB	SO	LOB	BOTTOM					
4 Omar Infante, R OBP: 0.369, SLG: 0.403										4	0	1	0	0	0	0	San Francisco Giants @ Atlanta Braves Turner Field, Atlanta, GA Sat Aug 07 2010, 7:15 PM - 9:35 PM EDT Att: 47,305 - Partly Cloudy - 89 F					
22 Jason Heyward, L OBP: 0.375, SLG: 0.443										3	1	1	0	1	2	1						
10 Chipper Jones, S OBP: 0.379, SLG: 0.418										4	1	2	0	0	0	1						
13 Billy Wagner, L										0	0	0	0	0	0	0						
16 Brian McCann, L OBP: 0.382, SLG: 0.469										4	0	0	0	0	0	4						
20 Eric Hinske, L OBP: 0.341, SLG: 0.480										0	1	0	0	2	0	0						
53 Melky Cabrera, S OBP: 0.328, SLG: 0.376										0	0	0	0	0	0	0						
2 Alex Gonzalez, R OBP: 0.302, SLG: 0.489										3	0	0	0	0	1	5						
25 Troy Glaus, R OBP: 0.353, SLG: 0.403										3	0	1	2	0	0	2						
28 Rick Ankiel, L OBP: 0.313, SLG: 0.431										3	0	1	1	0	2	0						
15 Tim Hudson, R OBP: 0.236, SLG: 0.309										3	0	0	0	0	1	2						
7 Brooks Conrad, S										0	0	0	0	0	0	0						
Inning Stats	R: 0 E: 0 K: 1 S: 11	H: 2 LOB: 1 BB: 0 P: 21	R: 0 E: 0 K: 1 S: 5	H: 0 LOB: 0 BB: 0 P: 8	R: 0 E: 0 K: 1 S: 9	H: 0 LOB: 0 BB: 0 P: 15	R: 3 E: 0 K: 1 S: 22	H: 4 LOB: 2 BB: 1 P: 34	R: 0 E: 0 K: 0 S: 9	H: 0 LOB: 0 BB: 1 P: 15	R: 0 E: 0 K: 0 S: 6	H: 0 LOB: 0 BB: 1 P: 10	R: 0 E: 0 K: 1 S: 10	H: 0 LOB: 0 BB: 0 P: 13	R: 0 E: 0 K: 1 S: 12	H: 0 LOB: 0 BB: 0 P: 18	R: 0 E: 0 K: 3 S: 10	H: 0 LOB: 0 BB: 0 P: 11	1B: 3 2B: 4 3B: 0 HR: 0	SF: 0 SAC: 0 DP: 3 HBP: 1	WP: 0 PB: 0 SB: 0 CS: 1	PA: 31
PITCHER	IP WLS BF H R ER SO BB IBB HBP BLK WP HR S P ERA WHIP																					
18 Matt Cain, R ERA: 3.08	5.0 L 22 6 3 3 4 1 1 0 0 0 0 0 56 93 0.00 1.400																					
52 Ramon E Ramirez, R ERA: 4.33	1.0 3 0 0 0 0 1 0 0 0 0 0 0 6 10 0.00 1.000																					
46 Santiago Casilla, R ERA: 2.77	1.0 3 0 0 0 1 0 0 0 0 0 0 0 10 13 0.00 0.000																					
59 Guillermo Mota, R ERA: 3.27	1.0 3 0 0 0 1 0 0 0 0 0 0 0 12 18 0.00 0.000																					

AB 28
R 0
H 3
RBI 0
BB 1
SO 9
LOB 7



AB 27
R 3
H 6
RBI 3
BB 3
SO 6
LOB 15



Batter	1	2	3	4	5	6	7	8	9	AB	R	H	RBI	BB	SO	LOB	TOP
56 Andres Torres, S OBP: 0.372, SLG: 0.504	4-2 BB 17 L4-6 48 G3		1-1 G4-3			0-1 48 E 2B	2-1 G6-4-3			3	1	1	0	1	0	2	San Francisco Giants @ Atlanta Braves Turner Field, Atlanta, GA Sun Aug 08 2010, 1:39 PM - 4:37 PM EDT Att: 33,865 - Partly Cloudy - 90 F
52 Ramon E Ramirez, R OBP: 0.322, SLG: 0.379	1-0 G3		2-1 1B			1-1 E3 17 G6-3 2-H		3-2 G4-3		4	0	1	0	0	0	1	
17 Aubrey Huff, L OBP: 0.393, SLG: 0.538	2-2 L4-6		0-0 F7			0-2 G6-3		3-3 K		4	0	0	0	0	1	3	
9 Pat Burrell, R OBP: 0.346, SLG: 0.432		1-1 5 2B				1-0 P3		2-3 K		4	1	1	0	0	2	1	
5 Juan Uribe, R OBP: 0.318, SLG: 0.449		1-1 35 G3-1 1-H				0-0 G6-3		0-2 K		4	0	1	1	0	1	1	
35 Travis Ishikawa, L OBP: 0.341, SLG: 0.457		2-1 G3-1				2-1 HR		1-2 2B		4	1	2	1	0	0	1	
21 Freddy Sanchez, R OBP: 0.314, SLG: 0.323		2-0 22 G6-4-3 1B				1-1 G5-3		0-3 P6		4	0	1	0	0	1	1	
22 Eli Whiteside, R OBP: 0.314, SLG: 0.421		1-1 G6-4-3				0-1 G5-3		3-3 K		2	0	0	0	0	0	2	
28 Buster Posey, R OBP: 0.389, SLG: 0.518		1-2				2-3 K		33 1B HBP		1	0	0	0	0	1	1	
57 Jonathan Sanchez, L OBP: 0.186, SLG: 0.189			1-1 G4-3			2-3 K		1-1 56 G6-4-3 1B		1	0	0	0	0	0	0	
18 Matt Cain, R OBP: 0.174, SLG: 0.199										1	0	0	0	0	0	0	
37 Todd Wellemeyer, R OBP: 0.100, SLG: 0.100										0	0	0	0	0	0	0	
46 Santiago Casilla, R OBP: 0.100, SLG: 0.100										0	0	0	0	0	0	0	
12 Nate Schierholz, L OBP: 0.100, SLG: 0.100										0	0	0	0	0	0	0	
33 Aaron Rowand, R OBP: 0.100, SLG: 0.100										0	0	0	0	0	0	0	
11 E: 0 LOB: 0	R: 0 H: 0 K: 0 BB: 1 S: 7 P: 14	R: 1 H: 3 E: 0 LOB: 1 K: 0 BB: 0 S: 10 P: 16	R: 0 H: 1 E: 0 LOB: 0 K: 0 BB: 0 S: 7 P: 11	R: 0 H: 0 E: 0 LOB: 0 K: 1 BB: 0 S: 6 P: 8	R: 0 H: 0 E: 0 LOB: 0 K: 1 BB: 0 S: 7 P: 10	R: 1 H: 1 E: 1 LOB: 1 K: 0 BB: 0 S: 10 P: 12	R: 1 H: 2 E: 0 LOB: 1 K: 0 BB: 0 S: 8 P: 16	R: 0 H: 0 E: 0 LOB: 0 K: 2 BB: 0 S: 11 P: 19	R: 0 H: 1 E: 0 LOB: 1 K: 3 BB: 0 S: 12 P: 16	1B: 4 SF: 0 2B: 4 SAC: 0 3B: 0 DP: 3 HR: 1 HBP: 1	WP: 0 PA: 35 PB: 0 SB: 0 CS: 0						
PITCHER	IP WLS BF H R ER SO BB IBB HBP BLK WP HR S P ERA WHIP	PITCHER															
32 Derek Lowe, R ERA: 4.4	5.1 W 21 5 2 2 2 1 0 0 0 0 0 45 68 3.38 1.125																
58 Peter Moylan, R ERA: 2.7	1.0 H 5 1 1 1 0 0 0 0 1 0 0 1 6 12 9.00 1.000																
39 Jonny Venters, L ERA: 1.1	1.1 H 4 1 0 0 1 0 0 0 0 0 0 12 21 0.00 0.750																
43 Kyle Farnsworth, R ERA: 2.49	0.1 H 1 0 0 0 1 0 0 0 0 0 0 3 5 0.00 0.000																
40 Takashi Saito, R ERA: 3.14	1.0 S 4 1 0 0 3 0 0 0 0 0 0 12 16 0.00 1.000																

Batter	1	2	3	4	5	6	7	8	9	AB	R	H	RBI	BB	SO	LOB	BOTTOM
4 Omar Infante, R OBP: 0.370, SLG: 0.412	1-1 F8	4-2 2 SF8 53 1B BB				1-2 F9		1-2 P4		4	1	1	1	1	0	1	San Francisco Giants @ Atlanta Braves Turner Field, Atlanta, GA Sun Aug 08 2010, 1:39 PM - 4:37 PM EDT Att: 33,865 - Partly Cloudy - 90 F
53 Melky Cabrera, S OBP: 0.332, SLG: 0.380	1-2 F9	1-1 23 S 1B				2-2 F9		1-2 2 G6-3 1B		5	0	3	1	0	0		
2 Alex Gonzalez, R OBP: 0.303, SLG: 0.489	2-2 23 BB 1B	1-0 SF8				1-1 25 1B 7 1B 1B		1-1 G6-3		4	1	2	1	0	2		
23 Matt Diaz, R OBP: 0.289, SLG: 0.441	4-1 K	3-3 K				1-2 7 1B 8 FC3-2 1B		0-0 25 E 25 S 1B		3	0	2	0	1	2		
22 Jason Heyward, L OBP: 0.375, SLG: 0.443	1-2 BB	1-2 K				1-2 FC3-2 1B		3-3 K		0	0	0	0	0	0		
25 Troy Glaus, R OBP: 0.352, SLG: 0.401	0-0 F9					2-1 8 FC3-2 7 1B 1B		1-1 K		4	0	1	0	0	1	3	
7 Brooks Conrad, S OBP: 0.308, SLG: 0.479		2-2 28 G4-3 8 HR 2B				1-2 8 FC3-2 1B		2-3 K		4	1	2	1	0	1	1	
28 Rick Ankiel, L OBP: 0.303, SLG: 0.417	0-1 G4-3					1-2 8 FC3-2 1B		1-0 P6		4	0	0	0	0	1	5	
8 David Ross, R OBP: 0.382, SLG: 0.409		3-2 HR				2-3 K		4-2 24 SH1-4 53 1B BB		3	2	1	2	1	1	3	
32 Derek Lowe, R OBP: 0.175, SLG: 0.235		4-2 53 1B 2 SF8 BB				3-3 K		0-0 SH1-4		2	1	0	0	1	1	3	
58 Peter Moylan, R ERA: 3.58										0	0	0	0	0	0	0	
39 Jonny Venters, L ERA: 2.5										0	0	0	0	0	0	0	
43 Kyle Farnsworth, R ERA: 4.23										0	0	0	0	0	0	0	
24 Diory Hernandez, R ERA: 3.25										0	0	0	0	0	0	0	
40 Takashi Saito, L ERA: 3.25										0	0	0	0	0	0	0	
Inning Stats	R: 0 H: 1 E: 0 LOB: 2 K: 0 BB: 1 S: 11 P: 19	R: 3 H: 3 E: 0 LOB: 2 K: 1 BB: 2 S: 19 P: 37	R: 0 H: 0 E: 0 LOB: 0 K: 1 BB: 0 S: 8 P: 12	R: 1 H: 1 E: 0 LOB: 0 K: 2 BB: 0 S: 12 P: 21	R: 1 H: 4 E: 0 LOB: 3 K: 0 BB: 0 S: 18 P: 27	R: 0 H: 1 E: 0 LOB: 0 K: 0 BB: 0 S: 8 P: 11	R: 0 H: 1 E: 0 LOB: 1 K: 2 BB: 0 S: 9 P: 15	R: 1 H: 1 E: 0 LOB: 1 K: 0 BB: 1 S: 12 P: 19	1B: 9 SF: 1 2B: 1 SAC: 1 3B: 0 DP: 1 HR: 2 HBP: 0	WP: 0 PA: 39 PB: 0 SB: 2 CS: 0							
PITCHER	IP WLS BF H R ER SO BB IBB HBP BLK WP HR S P ERA WHIP	PITCHER															
57 Jonathan Sanchez, L ERA: 5.68	4.0 L 20 4 4 1 1 0 3 0 0 0 0 0 2 50 9.00 2.000																
46 Santiago Casilla, R ERA: 2.5	2.0 6 1 0 0 0 0 0 0 0 0 0 14 21 0.00 0.500																
52 Ramon E Ramirez, R ERA: 4.23	1.0 4 1 0 0 2 0 0 0 0 0 0 9 15 0.00 1.000																
47 Chris Ray, R ERA: 3.25	1.0 5 1 1 1 0 1 0 0 0 0 0 12 19 9.00 2.000																

livebaseballscorecards.com

AB 33
R 3
H 8
RBI 2
BB 1
SO 7
LOB 13

GIANTS

livebaseballscorecards.com

AB 33
R 6
H 12
RBI 6
BB 4
SO 6
LOB 20

Braves

Batter	1	2	3	4	5	6	7	8	9	AB	R	H	RBI	BB	SO	LOB	TOP	
21 Scott Podsednik, L OBP: 0.397, SLG: 0.394										5	1	3	0	0	2	0	Los Angeles Dodgers @ Atlanta Braves Turner Field, Atlanta, GA Sat Aug 14 2010, 7:11 PM - 10:17 PM EDT Att: 49,267 - Cloudy - 79 F	
13 Ryan Theriot, R OBP: 0.321, SLG: 0.324										4	0	2	0	0	1	2		
16 Andre Ethier, L OBP: 0.363, SLG: 0.513										2	0	1	1	1	1	2		
7 James Loney, L OBP: 0.342, SLG: 0.417										4	1	2	0	0	1	4		
23 Casey Blake, R OBP: 0.324, SLG: 0.403										4	0	1	0	0	1	2		
27 Matt Kemp, R OBP: 0.317, SLG: 0.453										4	0	0	0	0	2	1		
14 Jamey Carroll, R OBP: 0.327, SLG: 0.327										4	0	2	0	0	0	0		
17 A.J. Ellis, R OBP: 0.246, SLG: 0.210										4	0	0	0	0	1	2		
29 Ted Lilly, L 5 Red Johnson, R 74 Kentley Jansen, S 52 George Sherrill, L 26 Octavio Dotel, R 31 Jay Gibbons, L 56 Hung-Chih Kuo, L										2	0	1	0	0	0	0		
Inning Stats	R: 0 E: 0 K: 1 S: 12	H: 2 LOB: 2 BB: 0 P: 18	R: 0 E: 0 K: 1 S: 10	H: 0 LOB: 0 BB: 0 P: 14	R: 0 E: 0 K: 1 S: 8	H: 2 LOB: 2 BB: 0 P: 15	R: 1 E: 0 K: 0 S: 12	H: 3 LOB: 1 BB: 0 P: 20	R: 0 E: 1 K: 0 S: 9	H: 2 LOB: 2 BB: 1 P: 19	R: 0 E: 0 K: 2 S: 9	H: 0 LOB: 0 BB: 0 P: 16	R: 0 E: 0 K: 2 S: 9	H: 0 LOB: 0 BB: 0 P: 16	1B: 12 2B: 1 3B: 0 HR: 0	SF: 1 SAC: 0 DP: 3 HBP: 0		
PITCHER	IP WLS BF H R ER SO BB IBB HBP BLK WP HR S P ERA WHIP																	
32 Derek Lowe, R ERA: 4.29	6.0 L 26 10 1 1 4 0 0 0 0 0 0 0 60 104 1.50 1.667																	
39 Jonny Venters, L ERA: 1.21	1.0 5 2 1 1 2 0 0 0 0 0 0 0 14 21 9.00 2.000																	
43 Kyle Farnsworth, R ERA: 3.17	1.0 3 0 0 0 2 0 0 0 0 0 0 0 9 16 0.00 0.000																	
40 Takashi Saito, R ERA: 3.0	1.0 3 0 0 0 2 0 0 0 0 0 0 0 9 16 0.00 0.000																	

Batter	1	2	3	4	5	6	7	8	9	AB	R	H	RBI	BB	SO	LOB	BOTTOM				
4 Omar Infante, R OBP: 0.365, SLG: 0.408										4	0	2	0	0	1	1	Los Angeles Dodgers @ Atlanta Braves Turner Field, Atlanta, GA Sat Aug 14 2010, 7:11 PM - 10:17 PM EDT Att: 49,267 - Cloudy - 79 F				
22 Jason Heyward, L OBP: 0.372, SLG: 0.443										4	0	1	0	0	1	2					
2 Alex Gonzalez, R OBP: 0.300, SLG: 0.476										3	0	0	0	1	0	1					
25 Troy Glaus, R OBP: 0.347, SLG: 0.402										3	0	0	0	1	1	2					
16 Brian McCann, L OBP: 0.379, SLG: 0.474										3	0	0	0	0	1	4					
23 Matt Diaz, R OBP: 0.287, SLG: 0.425										3	1	0	0	1	2	3					
7 Brooks Conrad, S OBP: 0.303, SLG: 0.500										4	0	0	0	0	2	2					
53 Melky Cabrera, S OBP: 0.328, SLG: 0.378										3	0	1	0	0	0	0					
32 Derek Lowe, R OBP: 0.197, SLG: 0.128										2	0	0	0	0	1	0					
Inning Stats	R: 0 E: 0 K: 0 S: 7	H: 1 LOB: 0 BB: 0 P: 10	R: 0 E: 0 K: 2 S: 10	H: 0 LOB: 1 BB: 0 P: 17	R: 0 E: 0 K: 1 S: 7	H: 0 LOB: 0 BB: 0 P: 11	R: 0 E: 0 K: 1 S: 13	H: 1 LOB: 2 BB: 1 P: 22	R: 0 E: 0 K: 0 S: 8	H: 0 LOB: 0 BB: 0 P: 9	R: 0 E: 0 K: 0 S: 13	H: 1 LOB: 2 BB: 1 P: 21	R: 0 E: 0 K: 2 S: 15	H: 1 LOB: 1 BB: 0 P: 27	R: 0 E: 0 K: 1 S: 9	H: 0 LOB: 0 BB: 0 P: 9			R: 0 E: 0 K: 2 S: 12	H: 0 LOB: 0 BB: 0 P: 20	1B: 3 2B: 1 3B: 0 HR: 0
PITCHER	IP WLS BF H R ER SO BB IBB HBP BLK WP HR S P ERA WHIP																				
29 Ted Lilly, L ERA: 3.44	6.0 W 23 3 0 0 4 2 0 0 0 0 0 0 9 17 27.00 6.000																				
74 Kentley Jansen, R ERA: 1.17	0.1 H 3 1 1 1 1 1 0 0 0 0 0 0 9 17 27.00 6.000																				
52 George Sherrill, L ERA: 6.75	0.1 H 1 0 0 0 0 0 0 0 0 0 0 0 2 4 0.00 0.000																				
26 Octavio Dotel, R ERA: 4.23	1.1 H 4 0 0 0 2 0 0 0 0 0 0 0 13 15 0.00 0.000																				
56 Hung-Chih Kuo, L ERA: 0.88	1.0 S 3 0 0 0 2 0 0 0 0 0 0 0 12 20 0.00 0.000																				

Batter	1	2	3	4	5	6	7	8	9	AB	R	H	RBI	BB	SO	LOB	TOP										
21 Scott Podsednik, L (1.7) OBP: 0.357, SLG: 0.396 5 Reed Johnson, R (8, PH) OBP: 0.314, SLG: 0.388	1-1 SH1-3 2B		0-2 G1-3			1-0 G1-3		0-0 F8		3	0	1	0	0	0	0	Los Angeles Dodgers @ Atlanta Braves Turner Field, Atlanta, GA Sun Aug 15 2010, 1:41 PM - 4:39 PM EDT Att: 28,105 - Cloudy - 84 F										
13 Ryan Theriot, R (1.4) OBP: 0.325, SLG: 0.327	0-0 SH1-3 2-3			2-2 2B		1-2 1B		4-2 BB		2	0	2	0	1	0												
16 Andre Ethier, L (1.9) OBP: 0.363, SLG: 0.512 31 Jay Gibbons, L (6.9) OBP: 0.385, SLG: 0.615	3-3 K			1-0 F7		1-2 1B		2-0 P2		3	0	1	0	0	1												
7 James Loney, L (1.3) OBP: 0.341, SLG: 0.418	1-1 G6-3			0-0 2B		1-3 FC6-4		2-2 P6		4	0	1	0	0	3												
27 Matt Kemp, R (1.8) OBP: 0.316, SLG: 0.451		2-0 F9		1-3 K					1-1 G5-3	4	1	1	0	0	1												
3 Ronnie Belliard, R (1.5) OBP: 0.307, SLG: 0.338		0-3 K		2-2 G3					1-1 F7	3	0	0	0	0	1												
33 Juan Castro, R (1.6) OBP: 0.237, SLG: 0.233		1-3 K							1-3 K	3	0	0	0	1	2												
12 Brad Ausmus, R (1.2) OBP: 0.263, SLG: 0.206			1-3 K							3	0	0	0	0	1												
44 Vicente Padilla, R (1.1) OBP: 0.250, SLG: 0.200 37 Carlos Monasterios, R (5.1) OBP: 0.100, SLG: 0.100 23 Casey Blake, R (7, PH) OBP: 0.534, SLG: 0.402 54 Ronald Belisario, R (7.1) OBP: 0.385, SLG: 0.615 52 George Sherrill, L (8.1) OBP: 0.314, SLG: 0.388			3-2 F7		2-3 K					2	0	0	0	0	1												
Inning Stats	R: 0 E: 0 K: 1 S: 8	H: 1 LOB: 1 BB: 0 P: 13	R: 0 E: 0 K: 2 S: 11	H: 0 LOB: 0 BB: 0 P: 14	R: 0 E: 0 K: 1 S: 12	H: 0 LOB: 0 BB: 0 P: 16	R: 0 E: 0 K: 1 S: 14	H: 2 LOB: 2 BB: 0 P: 20	R: 0 E: 0 K: 1 S: 6	H: 0 LOB: 0 BB: 0 P: 9	R: 0 E: 0 K: 0 S: 9	H: 2 LOB: 1 BB: 0 P: 13	R: 1 E: 0 K: 1 S: 11	H: 1 LOB: 1 BB: 1 P: 16	R: 0 E: 0 K: 0 S: 9	H: 0 LOB: 0 BB: 1 P: 17		R: 0 E: 0 K: 1 S: 7	H: 0 LOB: 0 BB: 0 P: 10	1B: 4 2B: 2 3B: 0 HR: 0	SF: 0 SAC: 1 DP: 1 HBP: 1	WP: 0 PB: 0 SB: 0 CS: 0	PA: 34				
PITCHER	IP	WLS	BF	H	R	ER	SO	BB	IBB	HBP	BLK	WP	HR	S	P	ERA	WHIP										
49 Jair Jurrjens, R (1.1) ERA: 3.92 38 Mike Dunn, L (8.1) ERA: 50 Cristian Martinez, R (9.1) ERA: 4.26	7.0	W	27	6	1	1	7	1	0	1	0	0	0	71	101	1.29	1.000										
49 Jair Jurrjens, R (1.1) ERA: 3.92 38 Mike Dunn, L (8.1) ERA: 50 Cristian Martinez, R (9.1) ERA: 4.26	1.0		4	0	0	0	0	1	0	0	0	0	0	9	17	0.00	1.000										
49 Jair Jurrjens, R (1.1) ERA: 3.92 38 Mike Dunn, L (8.1) ERA: 50 Cristian Martinez, R (9.1) ERA: 4.26	1.0		3	0	0	0	1	0	0	0	0	0	0	7	10	0.00	0.000										

Batter	1	2	3	4	5	6	7	8	9	AB	R	H	RBI	BB	SO	LOB	BOTTOM										
4 Omar Infante, R (1.4) OBP: 0.369, SLG: 0.411	1-0 G1-3		0-1 2B 3B			2-1 2B SF7		1-1 F9		5	3	3	1	0	0	2	Los Angeles Dodgers @ Atlanta Braves Turner Field, Atlanta, GA Sun Aug 15 2010, 1:41 PM - 4:39 PM EDT Att: 28,105 - Cloudy - 84 F										
28 Rick Ankiel, L (1.8) OBP: 0.311, SLG: 0.388	0-0 F7		3-H 2B			4-1 2B HR		0-0 F9		3	2	1	0	2	0												
2 Alex Gonzalez, R (1.6) OBP: 0.304, SLG: 0.482 18 Brandon Hicks, R (6, PR) OBP: 0.385, SLG: 0.615	0-2 F8		0-1 3B			2-1 HR		2-0 SF8		3	1	2	4	0	0												
16 Brian McCann, L (1.2) OBP: 0.380, SLG: 0.474 38 Mike Dunn, L (8.1) OBP: 0.311, SLG: 0.388 23 Matt Diaz, R (8, PH) OBP: 0.285, SLG: 0.422		2-2 2B	4-0 IBB			1-2 SF7		3-3 K		2	0	1	1	1	0												
25 Troy Glaus, R (1.3) OBP: 0.348, SLG: 0.410 50 Cristian Martinez, R (9.1) OBP: 0.314, SLG: 0.388		0-0 G4-6-3	3-3 K			2-3 HR		0-0 2B		5	2	2	4	0	2												
20 Eric Hinske, L (1.7) OBP: 0.336, SLG: 0.461		0-2 F7	1-3 K			0-3 K		0-0 1B		5	0	1	1	0	3												
7 Brooks Conrad, S (1.5) OBP: 0.315, SLG: 0.500			0-0 2B			0-1 F7		4-0 BB		4	1	2	1	1	0												
53 Melky Cabrera, S (1.9) OBP: 0.329, SLG: 0.381			1-0 2B			0-1 G3-1		1-1 F7		5	2	2	1	0	0												
49 Jair Jurrjens, R (1.1) OBP: 0.167, SLG: 0.074 8 David Ross, R (8.2) OBP: 0.385, SLG: 0.432			1-1 2B			1-2 G3-1		2-2 1B		2	0	1	0	0	0												
Inning Stats	R: 0 E: 0 K: 0 S: 5	H: 0 LOB: 0 BB: 0 P: 6	R: 0 E: 0 K: 0 S: 7	H: 1 LOB: 0 BB: 0 P: 9	R: 4 E: 0 K: 2 S: 17	H: 5 LOB: 2 BB: 1 P: 28	R: 0 E: 0 K: 0 S: 7	H: 0 LOB: 0 BB: 0 P: 8	R: 4 E: 0 K: 1 S: 14	H: 2 LOB: 0 BB: 1 P: 24	R: 1 E: 0 K: 0 S: 11	H: 2 LOB: 2 BB: 1 P: 22	R: 0 E: 0 K: 2 S: 11	H: 0 LOB: 1 BB: 1 P: 21	R: 4 E: 0 K: 1 S: 20	H: 6 LOB: 2 BB: 0 P: 29		1B: 13 2B: 1 3B: 1 HR: 1	SF: 2 SAC: 1 DP: 1 HBP: 1	WP: 0 PB: 0 SB: 0 CS: 0	PA: 44						
PITCHER	IP	WLS	BF	H	R	ER	SO	BB	IBB	HBP	BLK	WP	HR	S	P	ERA	WHIP										
44 Vicente Padilla, R (1.1) ERA: 3.96 37 Carlos Monasterios, R (5.1) ERA: 3.72 54 Ronald Belisario, R (7.1) ERA: 5.63 52 George Sherrill, L (8.1) ERA: 6.67	4.1	L	23	8	8	8	2	1	1	0	0	0	0	45	70	16.61	2.077										
44 Vicente Padilla, R (1.1) ERA: 3.96 37 Carlos Monasterios, R (5.1) ERA: 3.72 54 Ronald Belisario, R (7.1) ERA: 5.63 52 George Sherrill, L (8.1) ERA: 6.67	1.2		8	2	1	1	1	1	0	0	0	0	0	16	27	5.40	1.800										
44 Vicente Padilla, R (1.1) ERA: 3.96 37 Carlos Monasterios, R (5.1) ERA: 3.72 54 Ronald Belisario, R (7.1) ERA: 5.63 52 George Sherrill, L (8.1) ERA: 6.67	1.2		10	4	4	4	3	1	0	0	0	0	0	23	37	21.60	3.000										
44 Vicente Padilla, R (1.1) ERA: 3.96 37 Carlos Monasterios, R (5.1) ERA: 3.72 54 Ronald Belisario, R (7.1) ERA: 5.63 52 George Sherrill, L (8.1) ERA: 6.67	0.1		3	2	0	0	0	0	0	0	0	0	0	8	13	0.00	6.000										

Batter	1	2	3	4	5	6	7	8	9	AB	R	H	RBI	BB	SO	LOB	TOP
21 Scott Podsednik, L (1.7) OBP: 0.356, SLG: 0.393	F7		F7			P6		13 E BB		3	1	0	0	1	0	0	Los Angeles Dodgers @ Atlanta Braves Turner Field, Atlanta, GA Mon Aug 16 2010, 7:13 PM - 10:23 PM EDT Att: 20,414 - Partly Cloudy - 86 F
13 Ryan Theriot, R (1.4) OBP: 0.324, SLG: 0.327	16 2B		L8			L9		E5		4	1	1	0	0	0	0	
16 Andre Ethier, L (1.9) OBP: 0.364, SLG: 0.514	7 1H		G4-3			1B		K		4	0	2	1	0	1	1	
7 James Loney, L (1.3) OBP: 0.338, SLG: 0.414	G3-1					F9		F7-2		4	0	0	0	0	0	3	
23 Casey Blake, R (1.5) OBP: 0.321, SLG: 0.398	G6-3					F8				4	0	0	0	0	1	1	
27 Matt Kemp, R (1.8) OBP: 0.315, SLG: 0.448	F9					G5-3				3	0	0	0	1	0	0	
14 Jamey Carroll, R (1.6) OBP: 0.382, SLG: 0.333	12 1B					G5-3				4	0	2	0	0	0	0	
12 Brad Ausmus, R (1.2) OBP: 0.244, SLG: 0.189	K					G6-3				3	0	0	0	0	1	2	
58 Chad Billingsley, R (1.1) OBP: 0.213, SLG: 0.163	G6-3					K				2	0	0	0	0	1	1	
5 Reed Johnson, R (8. PH) OBP: 0.313, SLG: 0.393										0	0	0	0	0	0	0	
56 Hung-Chih Kuo, L (8.1)										0	0	0	0	0	0	0	
26 Octavio Dotel, R (9.1)								21 BB		0	0	0	0	0	0	0	
Inning Stats	R: 1 H: 2 E: 0 K: 0 S: 14	H: 2 LOB: 1 BB: 0 P: 23	R: 0 H: 1 E: 0 K: 1 S: 12	H: 1 LOB: 1 BB: 0 P: 20	R: 0 H: 0 E: 0 K: 0 S: 7	H: 0 LOB: 0 BB: 0 P: 10	R: 0 H: 1 E: 0 K: 0 S: 8	H: 1 LOB: 1 BB: 0 P: 12	R: 0 H: 1 E: 0 K: 1 S: 17	H: 1 LOB: 0 BB: 1 P: 25	R: 0 H: 0 E: 0 K: 0 S: 6	H: 0 LOB: 0 BB: 0 P: 8	1B: 4 2B: 3 3B: 0 HR: 0	SF: 0 SAC: 0 DP: 1 HBP: 0	WP: 0 PB: 0 SB: 1 CS: 1	PA: 35	
PITCHER	IP WLS BF H R ER SO BB IBB HBP BLK WP HR S P ERA WHIP																
48 Tommy Hanson, R (1.1) ERA: 3.41	7.0	26	5	1	1	3	1	0	0	0	0	0	0	68	109	1.29	0.857
39 Jonny Venters, L (8.1) ERA: 1.19	1.0	5	1	2	0	1	1	0	0	0	0	0	0	17	25	0.00	2.000
58 Peter Moylan, R (9.1) ERA: 3.0	1.0	W	3	0	0	0	0	0	0	0	0	0	0	6	8	0.00	0.000

Batter	1	2	3	4	5	6	7	8	9	AB	R	H	RBI	BB	SO	LOB	BOTTOM
4 Omar Infante, R (1.4) OBP: 0.368, SLG: 0.416	F9		G5-3			22 SF9		F7		4	1	1	0	0	0	0	Los Angeles Dodgers @ Atlanta Braves Turner Field, Atlanta, GA Mon Aug 16 2010, 7:13 PM - 10:23 PM EDT Att: 20,414 - Partly Cloudy - 86 F
22 Jason Heyward, L (1.9) OBP: 0.366, SLG: 0.439	F9		K			SF9		K		3	0	0	1	0	2	0	
2 Alex Gonzalez, R (1.6) OBP: 0.303, SLG: 0.480	K					G5-3				4	1	1	0	0	1	0	
16 Brian McCann, L (1.2) OBP: 0.383, SLG: 0.477			28 1B			G3				4	0	3	0	0	0	0	
18 Brandon Hicks, R (9. PR)			25 1B							0	1	0	0	0	0	0	
25 Troy Glaus, R (1.3) OBP: 0.345, SLG: 0.406	F8		G4-6-3			K		P3		4	0	0	0	0	1	4	
7 Brooks Conrad, S (1.5) OBP: 0.328, SLG: 0.509	K									2	1	1	0	2	1	1	
28 Rick Ankiel, L (1.8) ERA: 3.68										3	0	1	0	0	2	2	
8 David Ross, R (9. PH) OBP: 0.391, SLG: 0.432										0	0	0	1	1	0	0	
53 Melky Cabrera, S (1.7) OBP: 0.328, SLG: 0.380	L8									4	0	1	2	0	1	4	
48 Tommy Hanson, R (1.1) OBP: 0.128, SLG: 0.130										2	0	0	0	0	1	1	
39 Jonny Venters, L (8.1) ERA: 1.49										0	0	0	0	0	0	0	
23 Matt Diaz, R (9. PH) OBP: 0.283, SLG: 0.419										1	0	0	0	0	0	0	
58 Peter Moylan, R (9.1) ERA: 4.23										0	0	0	0	0	0	0	
Inning Stats	R: 0 H: 0 E: 0 K: 1 S: 8	H: 2 LOB: 2 BB: 0 P: 18	R: 0 H: 0 E: 0 K: 1 S: 9	H: 0 LOB: 0 BB: 0 P: 13	R: 0 H: 1 E: 0 K: 0 S: 4	H: 0 LOB: 0 BB: 0 P: 7	R: 0 H: 1 E: 0 K: 0 S: 12	H: 1 LOB: 1 BB: 0 P: 18	R: 0 H: 0 E: 0 K: 1 S: 6	H: 0 LOB: 0 BB: 0 P: 7	R: 3 H: 3 E: 0 K: 0 S: 17	H: 3 LOB: 2 BB: 2 P: 33	1B: 6 2B: 1 3B: 1 HR: 0	SF: 1 SAC: 0 DP: 1 HBP: 0	WP: 1 PB: 0 SB: 1 CS: 0	PA: 35	
PITCHER	IP WLS BF H R ER SO BB IBB HBP BLK WP HR S P ERA WHIP																
58 Chad Billingsley, R (1.1) ERA: 3.68	7.0	26	5	1	1	3	1	0	0	0	0	0	0	67	108	1.29	0.857
56 Hung-Chih Kuo, L (8.1) ERA: 1.49	1.1	L	7	2	3	3	1	0	0	0	0	0	0	18	28	20.25	2.250
26 Octavio Dotel, R (9.1) ERA: 4.23	0.0	B	2	1	0	0	0	0	0	0	0	0	0	5	12	∞	∞

Batter	1	2	3	4	5	6	7	8	9	AB	R	H	RBI	BB	SO	LOB	TOP								
12 Alberto Gonzalez, R OBP: 0.306, SLG: 0.357	G6-3		P3		P6		K			4	0	0	0	0	1	1	Washington Nationals @ Atlanta Braves Turner Field, Atlanta, GA Tue Aug 17 2010, 7:11 PM - 10:14 PM EDT Att: 16,911 - Partly Cloudy - 89 F								
6 Ian Desmond, R OBP: 0.304, SLG: 0.410	1B BB		G6-3			1B 2B 44 G3	G3			3	1	1	0	1	0	1									
11 Ryan Zimmerman, R (1.5) OBP: 0.388, SLG: 0.549	1B			K		K		K		4	0	1	0	0	3	1									
44 Adam Dunn, L OBP: 0.355, SLG: 0.565	K			K		G3		K		4	0	0	0	0	3	3									
7 Ivan Rodriguez, R OBP: 0.295, SLG: 0.352	K									1	0	0	0	0	1	2									
23 Wil Nieves, R OBP: 0.238, SLG: 0.307				3B BB 1B		2B 3B 2B		2B		3	1	3	1	0	0	0									
38 Michael Morse, R OBP: 0.322, SLG: 0.496	F7			BB		2B		F9		3	0	1	1	1	0	1									
32 Kevin Mench, R OBP: 0.125, SLG: 0.125	G6-3									3	0	0	0	0	0	3									
2 Roger Bernadina, L OBP: 0.325, SLG: 0.411				F8		G6-3				1	0	0	0	0	0	0									
30 Justin Maxwell, R OBP: 0.301, SLG: 0.232	F9									4	0	0	0	0	1	0									
19 Scott Olsen, L OBP: 0.283, SLG: 0.350										2	0	0	0	0	0	0									
62 Joel Peralta, R										0	0	0	0	0	0	0									
20 Adam Kennedy, L										1	0	0	0	0	0	0									
45 Doug Slaten, L										0	0	0	0	0	0	0									
35 Craig Stammen, R										0	0	0	0	0	0	0									
22 Willie Harris, L										1	0	0	0	0	0	0									
Inning Stats	R: 0 E: 0 K: 2 S: 13	H: 1 LOB: 2 BB: 1 P: 22	R: 0 E: 0 K: 0 S: 7	H: 0 LOB: 0 BB: 0 P: 12	R: 0 E: 0 K: 0 S: 8	H: 0 LOB: 0 BB: 0 P: 9	R: 0 E: 0 K: 2 S: 11	H: 1 LOB: 2 BB: 1 P: 19	R: 0 E: 0 K: 0 S: 9	H: 0 LOB: 0 BB: 0 P: 14	R: 2 E: 0 K: 1 S: 20	H: 3 LOB: 1 BB: 0 P: 29	R: 0 E: 0 K: 2 S: 12	H: 1 LOB: 1 BB: 0 P: 18	R: 0 E: 0 K: 2 S: 10	H: 1 LOB: 1 BB: 0 P: 15	R: 0 E: 0 K: 0 S: 4	H: 0 LOB: 0 BB: 0 P: 6	1B: 3 2B: 4 3B: 0 HR: 0	SF: 0 SAC: 0 DP: 0 HBP: 0	WP: 0 PB: 0 SB: 0 CS: 0	PA: 36			
PITCHER	IP	WLS	BF	H	R	ER	SO	BB	IBB	HBP	BLK	WP	HR	S	P	ERA	WHIP								
56 Mike Minor, L ERA: 3.75	6.0	W	25	5	2	2	5	2	0	0	0	0	0	68	105	3.00	1.167								
43 Kyle Farnsworth, R ERA: 3.1	1.0	H	4	1	0	0	2	0	0	0	0	0	0	12	18	0.00	1.000								
40 Takashi Saito, R ERA: 2.93	1.0		4	1	0	0	2	0	0	0	0	0	0	10	15	0.00	1.000								
50 Cristhian Martinez, R ERA: 3.95	1.0		3	0	0	0	0	0	0	0	0	0	0	4	6	0.00	0.000								

Batter	1	2	3	4	5	6	7	8	9	AB	R	H	RBI	BB	SO	LOB	BOTTOM								
4 Omar Infante, R OBP: 0.371, SLG: 0.424	G5-3			2B S 1B		2B		G6-3		4	2	2	0	1	0	0	Washington Nationals @ Atlanta Braves Turner Field, Atlanta, GA Tue Aug 17 2010, 7:11 PM - 10:14 PM EDT Att: 16,911 - Partly Cloudy - 89 F								
22 Jason Heyward, L OBP: 0.365, SLG: 0.437	G3			K		2B 3B BB	FC3 BB 1B	1B		4	2	1	0	1	1	2									
Martin Prado, R OBP: 0.360, SLG: 0.488	G6-3			F8		2B	BB FC6-2	1B		5	3	3	2	0	0	1									
23 Matt Diaz, R OBP: 0.272, SLG: 0.427	G5-3			HBP		2B	BB FC6-2	1B		2	0	1	2	0	0	0									
43 Kyle Farnsworth, R						2B	BB FC6-2	1B		0	0	0	0	0	0	0									
7 Brooks Conrad, S OBP: 0.333, SLG: 0.420						2B	BB FC6-2	1B		0	1	0	0	0	0	0									
40 Takashi Saito, L						2B	BB FC6-2	1B		0	0	0	0	0	0	0									
20 Eric Hinske, L OBP: 0.336, SLG: 0.464						2B	BB FC6-2	1B		1	0	1	1	0	0	0									
25 Troy Glaus, R OBP: 0.343, SLG: 0.406	K			K		K	FC6-2	2B		5	0	1	1	0	3	6									
50 Cristhian Martinez, R										0	0	0	0	0	0	0									
2 Alex Gonzalez, R OBP: 0.300, SLG: 0.475	F9									5	0	0	0	0	2	6									
53 Melky Cabrera, S OBP: 0.330, SLG: 0.382										3	0	1	2	1	0	0									
8 David Ross, R OBP: 0.377, SLG: 0.414										4	0	0	0	0	1	4									
56 Mike Minor, R										1	0	0	0	0	1	0									
24 Dioner Hernandez, R (6,PH)										1	1	1	1	0	0	0									
28 Rick Ankiel, L OBP: 0.314, SLG: 0.388										2	1	1	0	0	0	0									
Inning Stats	R: 0 E: 0 K: 0 S: 6	H: 0 LOB: 0 BB: 0 P: 9	R: 0 E: 0 K: 1 S: 7	H: 0 LOB: 0 BB: 0 P: 8	R: 0 E: 0 K: 1 S: 7	H: 0 LOB: 0 BB: 0 P: 12	R: 0 E: 0 K: 2 S: 9	H: 1 LOB: 2 BB: 0 P: 19	R: 0 E: 0 K: 0 S: 7	H: 0 LOB: 0 BB: 0 P: 10	R: 4 E: 0 K: 2 S: 15	H: 4 LOB: 2 BB: 2 P: 33	R: 4 E: 0 K: 2 S: 20	H: 3 LOB: 2 BB: 2 P: 35	R: 2 E: 0 K: 0 S: 14	H: 4 LOB: 2 BB: 0 P: 27	1B: 6 2B: 4 3B: 1 HR: 1	SF: 0 SAC: 0 DP: 0 HBP: 1	WP: 0 PB: 0 SB: 1 CS: 0	PA: 42					
PITCHER	IP	WLS	BF	H	R	ER	SO	BB	IBB	HBP	BLK	WP	HR	S	P	ERA	WHIP								
19 Scott Olsen, L ERA: 5.14	5.0	L	20	3	3	3	4	1	0	1	0	0	0	11	21	9.00	2.000								
62 Joel Peralta, R ERA: 2.76	1.0	B	6	2	1	1	2	0	1	0	0	0	0	12	23	∞	∞								
45 Doug Slaten, L ERA: 3.0	0.0		5	2	4	1	0	2	0	0	0	0	0	22	39	9.00	2.500								
35 Craig Stammen, R ERA: 5.16	2.0		11	5	2	2	2	0	0	0	0	0	0	22	39	9.00	2.500								



Batter	1	2	3	4	5	6	7	8	9	AB	R	H	RBI	BB	SO	LOB	TOP							
4 Omar Infante, R OBP: 0.375, SLG: 0.437										4	1	2	1	0	1	0	Atlanta Braves @ Chicago Cubs Wrigley Field, Chicago, IL Fri Aug 20 2010, 1:23 PM - 3:57 PM CDT Att: 39,345 - Partly Cloudy - 90 F							
22 Jason Heyward, L OBP: 0.397, SLG: 0.430										3	0	0	0	1	1	1								
Martin Prado, R OBP: 0.363, SLG: 0.487										2	2	0	0	2	1	2								
27 Derrek Lee, R OBP: 0.332, SLG: 0.412										4	0	0	0	0	2	4								
16 Brian McCann, L OBP: 0.380, SLG: 0.465										3	0	0	0	1	0	2								
24 Diory Hernandez, R(9, PH) OBP: 0.333, SLG: 1.333										3	1	1	1	1	1	0								
8 David Ross, R OBP: 0.393, SLG: 0.414										4	0	0	0	0	2	4								
2 Alex Gonzalez, R OBP: 0.305, SLG: 0.479										4	0	2	3	0	1	0								
53 Melky Cabrera, S OBP: 0.323, SLG: 0.375										2	0	0	0	0	0	1								
28 Rick Ankiel, L OBP: 0.323, SLG: 0.408										1	0	0	0	0	0	0								
49 Jair Jurrjens, R OBP: 0.156, SLG: 0.069										1	0	0	0	0	0	0								
7 Brooks Conrad, S(8, PH)										0	0	0	0	0	0	0								
58 Peter Moylan, R(8, PH)										1	0	0	0	0	1	2								
20 Eric Hinske, L(8, PH)										0	0	0	0	0	0	0								
13 Billy Wagner, R(8, PH)										0	0	0	0	0	0	0								
Inning Stats	R: 0 E: 0 K: 0 S: 7	H: 1 LOB: 1 BB: 0 P: 10	R: 0 E: 0 K: 0 S: 6	H: 0 LOB: 0 BB: 0 P: 8	R: 1 E: 0 K: 1 S: 8	H: 2 LOB: 0 BB: 0 P: 14	R: 1 E: 0 K: 1 S: 11	H: 1 LOB: 1 BB: 0 P: 21	R: 0 E: 0 K: 1 S: 6	H: 0 LOB: 0 BB: 0 P: 10	R: 0 E: 0 K: 1 S: 6	H: 0 LOB: 0 BB: 1 P: 12	R: 0 E: 0 K: 2 S: 13	H: 0 LOB: 0 BB: 0 P: 17	R: 0 E: 0 K: 1 S: 9	H: 0 LOB: 0 BB: 0 P: 14	R: 3 E: 0 K: 3 S: 15	H: 1 LOB: 2 BB: 3 P: 30	1B: 1 2B: 2 3B: 1 HR: 1	SF: 0 SAC: 0 DP: 1 HBP: 0	WP: 1 PB: 0 SB: 0 CS: 0	PA: 36		
PITCHER	IP WLS BF H R ER SO BB IBB HBP BLK WP HR S P ERA WHIP																							
46 Ryan Dempster, R ERA: 3.56	8.0	L	29	4	2	2	7	2	0	0	0	0	1	1	66	106	2.25	0.750						
49 Carlos Marmol, R ERA: 3.02	1.0	L	7	1	3	3	3	3	0	0	0	0	0	0	15	30	27.00	4.000						

Batter	1	2	3	4	5	6	7	8	9	AB	R	H	RBI	BB	SO	LOB	BOTTOM							
1 Kosuke Fukudome, L(1,9)										4	0	2	0	0	0	0	Atlanta Braves @ Chicago Cubs Wrigley Field, Chicago, IL Fri Aug 20 2010, 1:23 PM - 3:57 PM CDT Att: 39,345 - Partly Cloudy - 90 F							
13 Starlin Castro, R(1,6)										4	0	0	0	0	2									
24 Marion Byrd, R(1,8)										4	1	1	0	0	1									
16 Aramis Ramirez, R(1,5)										4	1	2	2	0	0									
12 Alfonso Soriano, R(1,7)										4	0	0	0	0	1	1								
49 Carlos Marmol, R(9,1)										2	1	1	0	1	0	0								
9 Blake DeWitt, L(1,4)										4	0	1	0	0	2	3								
15 Darwin Barney, R(8, PH)										2	1	1	0	1	0	0								
22 Xavier Nady, R(1,3)										4	0	1	0	0	2	3								
55 Koyie Hill, S(1,2)										4	0	2	1	0	1	1								
46 Ryan Dempster, R(1,1)										3	0	0	0	0	0	2								
5 Sam Fuld, L(9,7)										1	0	0	0	0	0	1								
28 Jeff Baker, R(8, PH)										1	0	0	0	0	0	1								
Inning Stats	R: 0 E: 0 K: 0 S: 4	H: 1 LOB: 0 BB: 0 P: 7	R: 1 E: 0 K: 0 S: 10	H: 3 LOB: 2 BB: 0 P: 17	R: 0 E: 0 K: 0 S: 5	H: 0 LOB: 0 BB: 0 P: 8	R: 1 E: 0 K: 1 S: 9	H: 1 LOB: 0 BB: 0 P: 10	R: 0 E: 0 K: 0 S: 6	H: 1 LOB: 0 BB: 0 P: 11	R: 1 E: 0 K: 1 S: 16	H: 2 LOB: 1 BB: 1 P: 26	R: 0 E: 0 K: 0 S: 10	H: 1 LOB: 1 BB: 0 P: 15	R: 0 E: 0 K: 0 S: 6	H: 0 LOB: 0 BB: 0 P: 8	R: 0 E: 0 K: 2 S: 13	H: 1 LOB: 1 BB: 0 P: 16	1B: 6 2B: 2 3B: 1 HR: 1	SF: 0 SAC: 0 DP: 1 HBP: 0	WP: 0 PB: 0 SB: 0 CS: 0	PA: 36		
PITCHER	IP WLS BF H R ER SO BB IBB HBP BLK WP HR S P ERA WHIP																							
49 Jair Jurrjens, R ERA: 3.91	7.0	W	29	9	3	3	2	0	1	0	0	0	0	0	60	94	3.86	1.286						
58 Peter Moylan, R ERA: 2.92	1.0	W	3	0	0	0	0	0	0	0	0	0	0	6	8	0.00	0.000							
13 Billy Wagner, L ERA: 1.68	1.0	S	4	1	0	0	2	0	0	0	0	0	0	13	16	0.00	1.000							



Batter	1	2	3	4	5	6	7	8	9	AB	R	H	RBI	BB	SO	LOB	TOP					
4 Omar Infante, R OBP: 0.375, SLG: 0.435	G6-3		F9		2B		K	22 HBP IBB		4	0	1	0	1	1	0						
22 Jason Heyward, L OBP: 0.369, SLG: 0.430	BB 1B		1B		F9		K	1-2 2-3 HBP		4	0	2	0	0	0	1						
Martin Prado, R OBP: 0.387, SLG: 0.487 39 Jonny Venters, L	4-2 1-2 BB		F8		2B		G5-3	G6-3		4	0	1	0	1	0	4						
27 Derrek Lee, R OBP: 0.333, SLG: 0.409	F7		K		F8			8 BB 7 2B BB		3	1	0	0	2	1	5						
23 Matt Diaz, R OBP: 0.288, SLG: 0.430 20 Eric Hinske, L	L9		G4-3		G5-3		2B	K	F8	4	1	1	0	0	1	3						
2 Alex Gonzalez, R OBP: 0.308, SLG: 0.481	BB		G5-3		G5-3		2B	8 BB 7 2B 1B	K	4	1	2	1	1	1	1						
8 David Ross, R OBP: 0.379, SLG: 0.422 16 Brian McCann, L	F9		2B		G1-3		7 E BB	K	K	3	1	1	0	1	0	2						
28 Rick Ankiel, L OBP: 0.317, SLG: 0.400 53 Melky Cabrera, S	K		K		K		K	K	K	3	0	0	0	0	3	3						
48 Tommy Hanson, R OBP: 0.122, SLG: 0.125 24 Dion Hernandez, R OBP: 0.286, SLG: 1.070 34 Eric O'Flaherty, L OBP: 0.322, SLG: 0.374 43 Kyle Farnsworth, R OBP: 0.338, SLG: 0.517	K		K		K		K	E6 22 HBP 2B		2	0	0	0	0	2	1						
Inning Stats	R: 0 E: 0 K: 0 S: 11	H: 1 LOB: 2 BB: 1 P: 22	R: 0 E: 0 K: 2 S: 11	H: 0 LOB: 1 BB: 1 P: 18	R: 0 E: 0 K: 1 S: 10	H: 1 LOB: 1 BB: 0 P: 16	R: 0 E: 0 K: 1 S: 10	H: 1 LOB: 2 BB: 0 P: 17	R: 0 E: 0 K: 2 S: 13	H: 2 LOB: 2 BB: 0 P: 16	R: 1 E: 0 K: 2 S: 14	H: 2 LOB: 1 BB: 0 P: 19	R: 0 E: 0 K: 2 S: 8	H: 0 LOB: 0 BB: 0 P: 12	R: 3 E: 1 K: 2 S: 14	H: 2 LOB: 3 BB: 3 P: 31	R: 0 E: 0 K: 2 S: 9	H: 0 LOB: 1 BB: 1 P: 16	1B: 4 2B: 5 3B: 0 HR: 0	SF: 0 SAC: 0 DP: 0 HBP: 1	WP: 0 PB: 0 SB: 0 CS: 0	PA: 43
PITCHER	IP	WLS	BF	H	R	ER	SO	BB	IBB	HBP	BLK	WP	HR	S	P	ERA	WHIP					
32 Tom Gorzelanny, L ERA: 3.7	7.0	W	30	7	1	1	9	2	0	0	0	0	0	77	120	1.29	1.286					
48 Andrew Cashner, R ERA: 6.89	0.1		4	1	3	3	1	2	0	0	0	0	0	6	15	81.00	9.000					
45 Sean Marshall, L ERA: 2.83	0.2	H	5	1	0	0	1	0	1	1	0	0	0	8	16	0.00	1.500					
49 Carlos Mammol, R ERA: 2.97	1.0	S	4	0	0	0	2	1	0	0	0	0	0	9	16	0.00	1.000					

Atlanta Braves @ Chicago Cubs
Wrigley Field, Chicago, IL
Sat Aug 21 2010, 3:12 PM - 6:11 PM CDT
Att: 41,099 - Sunny - 79 F

AB 36
R 4
H 9
RBI 3
BB 6
SO 13
LOB 26



Batter	1	2	3	4	5	6	7	8	9	AB	R	H	RBI	BB	SO	LOB	BOTTOM					
1 Kosuke Fukudome, L OBP: 0.370, SLG: 0.435	16 E 2B		G6-3		13 S BB		13 1B	K		4	1	2	0	1	1	0						
13 Starlin Castro, R OBP: 0.357, SLG: 0.426	K2-3		16 BB 1B		F7		24 BB 1B	G5-4-3		3	1	1	0	1	1	2						
24 Marlon Byrd, R OBP: 0.362, SLG: 0.453	F8		16 BB 21 BB 1B		K		G5-4-3			3	1	0	0	1	1	4						
16 Aramis Ramirez, R OBP: 0.292, SLG: 0.438	E5 21 BB 1B		21 BB 9 BB 1B		E5		21 BB G4-6-3	1B		4	2	3	2	0	0	0						
21 Tyler Colvin, L OBP: 0.312, SLG: 0.509	1B		9 BB 1B		G4-6-3		K			4	0	2	2	0	1	2						
22 Xavier Nady, R OBP: 0.307, SLG: 0.347	F8		L9		E2		K			4	0	1	0	0	1	4						
9 Blake DeWitt, L OBP: 0.358, SLG: 0.383 45 Sean Marshall, L 49 Carlos Mammol, R	G1-3		1-3 2H 1B		1B		IBB			3	0	1	1	1	1	1						
55 Koyie Hill, S OBP: 0.239, SLG: 0.265	K		F7		L1		G1-3			4	0	0	0	0	1	4						
32 Tom Gorzelanny, R OBP: 0.147, SLG: 0.147 48 Andrew Cashner, R 15 Darwin Barney, R	K		F7		F7		K			3	0	0	0	0	1	0						
Inning Stats	R: 2 E: 1 K: 1 S: 9	H: 3 LOB: 0 BB: 0 P: 13	R: 0 E: 0 K: 2 S: 9	H: 0 LOB: 0 BB: 0 P: 12	R: 3 E: 0 K: 0 S: 11	H: 3 LOB: 2 BB: 2 P: 23	R: 0 E: 0 K: 1 S: 15	H: 0 LOB: 1 BB: 1 P: 23	R: 0 E: 2 K: 0 S: 12	H: 1 LOB: 2 BB: 1 P: 23	R: 0 E: 0 K: 0 S: 9	H: 2 LOB: 1 BB: 0 P: 10	R: 0 E: 0 K: 3 S: 14	H: 1 LOB: 1 BB: 0 P: 17	R: 0 E: 0 K: 2 S: 10	H: 0 LOB: 0 BB: 0 P: 14	1B: 9 2B: 1 3B: 0 HR: 0	SF: 0 SAC: 0 DP: 2 HBP: 0	WP: 0 PB: 0 SB: 1 CS: 0	PA: 37		
PITCHER	IP	WLS	BF	H	R	ER	SO	BB	IBB	HBP	BLK	WP	HR	S	P	ERA	WHIP					
48 Tommy Hanson, R ERA: 3.53	5.0	L	26	7	5	4	4	3	1	0	0	0	0	56	94	7.20	2.000					
34 Eric O'Flaherty, L ERA: 2.23	1.0		4	2	0	0	0	0	0	0	0	0	0	9	10	0.00	2.000					
43 Kyle Farnsworth, R ERA: 3.33	1.0		4	1	0	0	3	0	0	0	0	0	0	14	17	0.00	1.000					
39 Jonny Venters, L ERA: 1.15	1.0		3	0	0	0	2	0	0	0	0	0	0	10	14	0.00	0.000					

Atlanta Braves @ Chicago Cubs
Wrigley Field, Chicago, IL
Sat Aug 21 2010, 3:12 PM - 6:11 PM CDT
Att: 41,099 - Sunny - 79 F

AB 33
R 5
H 10
RBI 5
BB 4
SO 9
LOB 17



Batter	1	2	3	4	5	6	7	8	9	AB	R	H	RBI	BB	SO	LOB	TOP																	
4 Omar Infante, R OBP: 0.377, SLG: 0.460										5	1	1	2	0	2	1	Atlanta Braves @ Colorado Rockies Coors Field, Denver, CO Wed Aug 25 2010, 1:12 PM - 4:33 PM MDT Att: 27,675 - Sunny - 84 F																	
22 Jason Heyward, L OBP: 0.381, SLG: 0.459										3	2	2	0	2	0	0																		
Martin Prado, R OBP: 0.362, SLG: 0.488										5	2	2	3	0	1	2																		
16 Brian McCann, L OBP: 0.382, SLG: 0.465										5	2	4	1	0	0	1																		
27 Derrek Lee, R OBP: 0.329, SLG: 0.405										5	0	1	2	0	0	3																		
43 Kyle Farnsworth, R										0	0	0	0	0	0	0																		
53 Melky Cabrera, S OBP: 0.318, SLG: 0.370										4	0	1	1	0	0	2																		
39 Jonny Venters, L										0	0	0	0	0	0	0																		
20 Eric Hinske, L OBP: 0.336, SLG: 0.443										1	0	0	0	0	0	0																		
2 Alex Gonzalez, R OBP: 0.310, SLG: 0.487										4	1	1	0	1	1	1																		
28 Rick Ankiel, L OBP: 0.315, SLG: 0.407										4	1	1	0	0	0	1																		
49 Jair Jurrjens, R OBP: 0.171, SLG: 0.125										3	1	1	1	0	2	4																		
58 Peter Moylan, R										0	0	0	0	0	0	0																		
34 Eric O'Flaherty, L										0	0	0	0	0	0	0																		
23 Matt Diaz, R OBP: 0.287, SLG: 0.426										0	0	0	0	0	0	0																		
Inning Stats	R: 3 E: 0 K: 1 S: 12	H: 4 LOB: 1 BB: 0 P: 22	R: 4 E: 0 K: 2 S: 18	H: 4 LOB: 1 BB: 1 P: 32	R: 3 E: 0 K: 0 S: 13	H: 3 LOB: 0 BB: 1 P: 22	R: 0 E: 0 K: 1 S: 16	H: 1 LOB: 3 BB: 1 P: 29	R: 0 E: 0 K: 2 S: 9	H: 0 LOB: 0 BB: 0 P: 12	R: 0 E: 0 K: 0 S: 11	H: 0 LOB: 0 BB: 0 P: 18	R: 0 E: 0 K: 0 S: 6	H: 1 LOB: 1 BB: 0 P: 14	R: 0 E: 0 K: 0 S: 9	H: 0 LOB: 0 BB: 0 P: 17	1B: 4 2B: 8 3B: 1 HR: 1	SF: 0 SAC: 0 DP: 1 HBP: 1	WP: 0 PB: 0 SB: 0 CS: 0	PA: 44														
PITCHER	IP WLS BF H R ER SO BB IBB HBP BLK WP HR S P ERA WHIP																																	
48 Esmil Rogers, R ERA: 5.66	1.2	14	8	7	7	3	1	0	0	0	0	0	0	1	17	27	37.80	5.400																
60 Manny Corpas, R ERA: 4.52	1.1	8	4	3	3	0	1	0	0	0	0	0	0	1	17	27	20.25	3.750																
51 Matt Reynolds, L ERA:	3.0	12	1	0	0	3	1	0	1	0	0	0	0	0	34	56	0.00	0.667																
97 Joe Beimel, L ERA: 2.5	1.2	6	1	0	0	0	0	0	0	0	0	0	0	13	19	0.00	0.600																	
34 Matt Belisle, R ERA: 2.11	1.1	W 4	0	0	0	0	0	0	0	0	0	0	0	15	19	0.00	0.000																	

Batter	1	2	3	4	5	6	7	8	9	AB	R	H	RBI	BB	SO	LOB	BOTTOM																		
1 Eric Young Jr., S OBP: 0.349, SLG: 0.346										5	2	2	0	0	0	3	Atlanta Braves @ Colorado Rockies Coors Field, Denver, CO Wed Aug 25 2010, 1:12 PM - 4:33 PM MDT Att: 27,675 - Sunny - 84 F																		
12 Clint Barmes, R OBP: 0.305, SLG: 0.358										3	2	1	2	2	1	1																			
24 Dexter Fowler, S OBP: 0.353, SLG: 0.393										4	1	2	2	1	1	2																			
5 Carlos González, L OBP: 0.354, SLG: 0.589										4	1	2	2	1	1	2																			
2 Troy Tulowitzki, R OBP: 0.387, SLG: 0.510										5	1	2	1	0	0	3																			
17 Todd Helton, L OBP: 0.350, SLG: 0.351										5	1	3	1	0	1	0																			
9 Ian Stewart, L OBP: 0.343, SLG: 0.458										3	0	0	1	0	1	1																			
34 Matt Belisle, R OBP: 0.400, SLG: 0.500										1	0	0	0	0	1	2																			
7 Seth Smith, L OBP: 0.322, SLG: 0.502										4	2	2	2	0	2	1																			
20 Chris Iannetta, R OBP: 0.326, SLG: 0.389										2	2	0	0	2	1	0																			
48 Esmil Rogers, R ERA: 5.66	5.1	25	7	7	7	4	2	0	0	0	0	0	0	0	0	0	Atlanta Braves @ Colorado Rockies Coors Field, Denver, CO Wed Aug 25 2010, 1:12 PM - 4:33 PM MDT Att: 27,675 - Sunny - 84 F																		
60 Manny Corpas, R ERA: 4.52	0.0	2	1	1	1	0	1	0	0	0	0	0	0	0	0	0																			
51 Matt Reynolds, L ERA:	0.2	H 3	0	0	0	1	1	0	0	0	0	0	0	12	18	0.00		1.500																	
39 Jonny Venters, L ERA: 1.76	1.2	L 9	2	4	4	2	2	0	0	0	0	0	0	19	35	21.60		2.400																	
43 Kyle Farnsworth, R ERA: 3.31	0.1	3	2	0	0	1	0	0	0	0	0	0	0	6	9	0.00		6.000																	
Inning Stats	R: 0 E: 0 K: 1 S: 12	H: 1 LOB: 1 BB: 1 P: 18	R: 1 E: 0 K: 0 S: 11	H: 1 LOB: 0 BB: 0 P: 15	R: 0 E: 0 K: 0 S: 7	H: 0 LOB: 0 BB: 0 P: 9	R: 1 E: 0 K: 1 S: 12	H: 2 LOB: 1 BB: 0 P: 18	R: 3 E: 1 K: 1 S: 13	H: 3 LOB: 0 BB: 1 P: 20	R: 3 E: 0 K: 2 S: 24	H: 3 LOB: 2 BB: 2 P: 40	R: 0 E: 0 K: 1 S: 8	H: 0 LOB: 0 BB: 0 P: 15	R: 4 E: 1 K: 2 S: 17	H: 4 LOB: 2 BB: 2 P: 29		1B: 7 2B: 4 3B: 2 HR: 1	SF: 1 SAC: 0 DP: 1 HBP: 0	WP: 0 PB: 0 SB: 1 CS: 1	PA: 42														
PITCHER	IP WLS BF H R ER SO BB IBB HBP BLK WP HR S P ERA WHIP																																		
49 Jair Jurrjens, R ERA: 4.36	5.1	25	7	7	7	4	2	0	0	0	0	0	0	0	0	0		11.81	2.062																
58 Peter Moylan, R ERA: 3.4	0.0	2	1	1	1	0	1	0	0	0	0	0	0	6	12	∞		∞																	
34 Eric O'Flaherty, L ERA: 2.06	0.2	H 3	0	0	0	1	1	0	0	0	0	0	0	12	18	0.00		1.500																	
39 Jonny Venters, L ERA: 1.76	1.2	L 9	2	4	4	2	2	0	0	0	0	0	0	19	35	21.60	2.400																		
43 Kyle Farnsworth, R ERA: 3.31	0.1	3	2	0	0	1	0	0	0	0	0	0	0	6	9	0.00	6.000																		

Batter	1	2	3	4	5	6	7	8	9	AB	R	H	RBI	BB	SO	LOB	TOP			
24 Cameron Maybin, R (1, 8) 27 Giancarlo Stanton, R (7, 9) OBP: 0.294, SLG: 0.355 OBP: 0.312, SLG: 0.492										3	1	1	1	0	0	1	Florida Marlins @ Atlanta Braves Turner Field, Atlanta, GA Fri Aug 27 2010, 7:35 PM - 10:06 PM EDT Att: 29,722 - Partly Cloudy - 84 F			
20 Logan Morrison, L (1, 7) OBP: 0.416, SLG: 0.458										4	1	1	1	1	0	1				
2 Hanley Ramirez, R (1, 6) OBP: 0.372, SLG: 0.463										5	1	1	0	0	0	2				
6 Dan Uggla, R (1, 4) OBP: 0.368, SLG: 0.515										4	1	1	2	0	2	0				
15 Gaby Sanchez, R (1, 3) OBP: 0.353, SLG: 0.477										3	1	1	1	1	1	0				
3 Chad Tracy, L (1, 5) OBP: 0.394, SLG: 0.297										4	1	2	0	0	0	1				
1 Emilio Bonifacio, S (1, 9) OBP: 0.291, SLG: 0.324										4	1	2	0	0	0	1				
6 Brad Davis, R (1, 2) OBP: 0.316, SLG: 0.333										3	0	0	1	0	1	3				
41 Chris Volstad, R (1, 1) 22 Donnie Murphy, R (9, PH) 44 Brian Sanches, R (9, 1) OBP: 0.103, SLG: 0.103 OBP: 0.324, SLG: 0.657										3	0	1	1	0	2	1				
Inning Stats	R: 2 H: 2 E: 0 K: 1 S: 11	H: 2 LOB: 0 BB: 0 P: 20	R: 2 H: 3 E: 0 K: 0 S: 16	H: 3 LOB: 1 BB: 0 P: 28	R: 1 H: 1 E: 1 K: 1 S: 7	H: 1 LOB: 0 BB: 0 P: 10	R: 0 H: 0 E: 0 K: 1 S: 7	H: 0 LOB: 0 BB: 0 P: 8	R: 0 H: 0 E: 0 K: 1 S: 22	H: 3 LOB: 1 BB: 0 P: 29	R: 0 H: 0 E: 0 K: 1 S: 7	H: 0 LOB: 0 BB: 0 P: 9	R: 0 H: 1 E: 0 K: 2 S: 14	H: 1 LOB: 2 BB: 1 P: 24	R: 0 H: 0 E: 0 K: 1 S: 9	H: 0 LOB: 1 BB: 2 P: 22		1B: 4 2B: 2 3B: 0 HR: 4	SF: 1 SAC: 0 DP: 1 HBP: 0	WP: 0 PB: 0 SB: 0 CS: 0
PITCHER	IP WLS BF H R ER SO BB IBB HBP BLK WP HR S P ERA WHIP	IP WLS BF H R ER SO BB IBB HBP BLK WP HR S P ERA WHIP	IP WLS BF H R ER SO BB IBB HBP BLK WP HR S P ERA WHIP	IP WLS BF H R ER SO BB IBB HBP BLK WP HR S P ERA WHIP	IP WLS BF H R ER SO BB IBB HBP BLK WP HR S P ERA WHIP	IP WLS BF H R ER SO BB IBB HBP BLK WP HR S P ERA WHIP	IP WLS BF H R ER SO BB IBB HBP BLK WP HR S P ERA WHIP	IP WLS BF H R ER SO BB IBB HBP BLK WP HR S P ERA WHIP	IP WLS BF H R ER SO BB IBB HBP BLK WP HR S P ERA WHIP	IP WLS BF H R ER SO BB IBB HBP BLK WP HR S P ERA WHIP	IP WLS BF H R ER SO BB IBB HBP BLK WP HR S P ERA WHIP	IP WLS BF H R ER SO BB IBB HBP BLK WP HR S P ERA WHIP	IP WLS BF H R ER SO BB IBB HBP BLK WP HR S P ERA WHIP	IP WLS BF H R ER SO BB IBB HBP BLK WP HR S P ERA WHIP	IP WLS BF H R ER SO BB IBB HBP BLK WP HR S P ERA WHIP	IP WLS BF H R ER SO BB IBB HBP BLK WP HR S P ERA WHIP	IP WLS BF H R ER SO BB IBB HBP BLK WP HR S P ERA WHIP			

Batter	1	2	3	4	5	6	7	8	9	AB	R	H	RBI	BB	SO	LOB	BOTTOM	
4 Omar Infante, R (1, 4) OBP: 0.372, SLG: 0.455										4	0	0	0	0	0	0	Florida Marlins @ Atlanta Braves Turner Field, Atlanta, GA Fri Aug 27 2010, 7:35 PM - 10:06 PM EDT Att: 29,722 - Partly Cloudy - 84 F	
22 Jason Heyward, L (1, 9) OBP: 0.332, SLG: 0.467										4	1	2	1	0	1	0		
Martin Prado, R (1, 5) OBP: 0.361, SLG: 0.486										4	0	1	0	0	1	0		
16 Brian McCann, L (1, 2) 8 David Ross, R (9, 2) OBP: 0.378, SLG: 0.460 OBP: 0.380, SLG: 0.413										4	0	0	0	0	0	2		
27 Derrek Lee, R (1, 3) OBP: 0.328, SLG: 0.406										4	0	1	0	0	0	0		
20 Eric Hinske, L (1, 7) OBP: 0.334, SLG: 0.440										4	0	1	0	0	0	2		
2 Alex Gonzalez, R (1, 6) OBP: 0.310, SLG: 0.485										4	0	1	0	0	0	0		
28 Rick Ankiel, L (1, 8) OBP: 0.310, SLG: 0.400										3	0	0	0	0	1	2		
48 Tommy Hanson, R (1, 1) 50 Cristian Martinez, R (6, 1) 7 Brooks Conrad, S (7, PH) 46 Craig Kimbrel, R (8, 1) 13 Billy Wagner, L (9, 1) OBP: 0.118, SLG: 0.120 ERA: 4.61										2	0	0	0	0	0	0		
Inning Stats	R: 0 H: 0 E: 0 K: 1 S: 10	H: 2 LOB: 2 BB: 0 P: 14	R: 0 H: 2 E: 0 K: 1 S: 12	H: 2 LOB: 0 BB: 0 P: 15	R: 0 H: 0 E: 0 K: 0 S: 7	H: 0 LOB: 0 BB: 0 P: 12	R: 0 H: 0 E: 0 K: 1 S: 5	H: 1 LOB: 2 BB: 0 P: 17	R: 0 H: 0 E: 0 K: 0 S: 6	H: 0 LOB: 0 BB: 0 P: 9	R: 1 H: 1 E: 0 K: 0 S: 8	H: 1 LOB: 0 BB: 0 P: 12	R: 0 H: 0 E: 0 K: 0 S: 10	H: 0 LOB: 0 BB: 0 P: 14	1B: 4 2B: 1 3B: 0 HR: 1	SF: 0 SAC: 0 DP: 0 HBP: 0		WP: 0 PB: 0 SB: 0 CS: 0
PITCHER	IP WLS BF H R ER SO BB IBB HBP BLK WP HR S P ERA WHIP	IP WLS BF H R ER SO BB IBB HBP BLK WP HR S P ERA WHIP	IP WLS BF H R ER SO BB IBB HBP BLK WP HR S P ERA WHIP	IP WLS BF H R ER SO BB IBB HBP BLK WP HR S P ERA WHIP	IP WLS BF H R ER SO BB IBB HBP BLK WP HR S P ERA WHIP	IP WLS BF H R ER SO BB IBB HBP BLK WP HR S P ERA WHIP	IP WLS BF H R ER SO BB IBB HBP BLK WP HR S P ERA WHIP	IP WLS BF H R ER SO BB IBB HBP BLK WP HR S P ERA WHIP	IP WLS BF H R ER SO BB IBB HBP BLK WP HR S P ERA WHIP	IP WLS BF H R ER SO BB IBB HBP BLK WP HR S P ERA WHIP	IP WLS BF H R ER SO BB IBB HBP BLK WP HR S P ERA WHIP	IP WLS BF H R ER SO BB IBB HBP BLK WP HR S P ERA WHIP	IP WLS BF H R ER SO BB IBB HBP BLK WP HR S P ERA WHIP	IP WLS BF H R ER SO BB IBB HBP BLK WP HR S P ERA WHIP	IP WLS BF H R ER SO BB IBB HBP BLK WP HR S P ERA WHIP	IP WLS BF H R ER SO BB IBB HBP BLK WP HR S P ERA WHIP		



Batter	1	2	3	4	5	6	7	8	9	AB	R	H	RBI	BB	SO	LOB	TOP				
24 Cameron Maybin, R (1.8) OBP: 0.291, SLG: 0.351										5	0	1	0	0	3	1	Florida Marlins @ Atlanta Braves Turner Field, Atlanta, GA Sat Aug 28 2010, 7:12 PM - 10:01 PM EDT Att: 43,846 - Cloudy - 85 F				
20 Logan Morrison, L (1.7) OBP: 0.406, SLG: 0.441										4	1	0	0	1	3	2					
2 Hanley Ramirez, R (1.6) OBP: 0.372, SLG: 0.463										3	0	1	0	0	0	1					
22 Donnie Murphy, R (6.6) OBP: 0.342, SLG: 0.694										1	0	1	1	0	0	0					
6 Dan Uggla, R (1.4) OBP: 0.368, SLG: 0.514										3	0	1	0	0	2	1					
7 Hector Luna, R (6.4) OBP: 0.133, SLG: 0.333										1	0	0	0	0	0	1					
15 Gaby Sanchez, R (1.3) OBP: 0.352, SLG: 0.477										4	1	1	0	0	1	1					
3 Chad Tracy, L (1.5) OBP: 0.301, SLG: 0.309										4	0	1	0	0	0	3					
1 Emilio Bonifacio, S (1.9) OBP: 0.289, SLG: 0.325										3	0	1	1	0	1	1					
9 Brett Hayes, R (1.2) OBP: 0.276, SLG: 0.371										3	1	1	0	1	2	1					
47 Ricky Nolasco, R (1.1) OBP: 0.226, SLG: 0.234										1	0	0	0	0	1	2					
23 Andrew Miller, L (3.1) OBP: 0.245, SLG: 0.289										1	0	0	0	0	1	0					
18 Wes Helms, R (7. PH) OBP: 0.252, SLG: 0.366										0	0	0	0	0	0	0					
31 Burke Badenhop, R (7.1) OBP: 0.252, SLG: 0.366										0	0	0	0	0	0	0					
32 Clay Hensley, R (8.1) OBP: 0.252, SLG: 0.366										0	0	0	0	0	0	0					
6 Brad Davis, R (8. PH) OBP: 0.252, SLG: 0.366										1	0	1	1	0	0	0					
Inning Stats	R: 0 E: 0 K: 3 S: 10	H: 1 LOB: 1 BB: 0 P: 16	R: 0 E: 0 K: 1 S: 11	H: 1 LOB: 2 BB: 1 P: 19	R: 0 E: 0 K: 1 S: 7	H: 0 LOB: 0 BB: 0 P: 7	R: 1 E: 0 K: 1 S: 10	H: 2 LOB: 1 BB: 0 P: 14	R: 0 E: 0 K: 2 S: 9	H: 1 LOB: 1 BB: 0 P: 10	R: 0 E: 0 K: 3 S: 11	H: 0 LOB: 0 BB: 0 P: 17	R: 1 E: 0 K: 1 S: 9	H: 1 LOB: 1 BB: 1 P: 15	R: 1 E: 0 K: 1 S: 13	H: 2 LOB: 1 BB: 0 P: 17	1B: 5 2B: 3 3B: 1 HR: 0	SF: 1 SAC: 0 DP: 0 HBP: 0	WP: 0 PB: 0 CS: 0	PA: 38	
PITCHER	IP WLS BF H R ER SO BB IBB HBP BLK WP HR S P ERA WHIP	IP WLS BF H R ER SO BB IBB HBP BLK WP HR S P ERA WHIP	IP WLS BF H R ER SO BB IBB HBP BLK WP HR S P ERA WHIP	IP WLS BF H R ER SO BB IBB HBP BLK WP HR S P ERA WHIP	IP WLS BF H R ER SO BB IBB HBP BLK WP HR S P ERA WHIP	IP WLS BF H R ER SO BB IBB HBP BLK WP HR S P ERA WHIP	IP WLS BF H R ER SO BB IBB HBP BLK WP HR S P ERA WHIP	IP WLS BF H R ER SO BB IBB HBP BLK WP HR S P ERA WHIP	IP WLS BF H R ER SO BB IBB HBP BLK WP HR S P ERA WHIP	IP WLS BF H R ER SO BB IBB HBP BLK WP HR S P ERA WHIP	IP WLS BF H R ER SO BB IBB HBP BLK WP HR S P ERA WHIP	IP WLS BF H R ER SO BB IBB HBP BLK WP HR S P ERA WHIP	IP WLS BF H R ER SO BB IBB HBP BLK WP HR S P ERA WHIP	IP WLS BF H R ER SO BB IBB HBP BLK WP HR S P ERA WHIP	IP WLS BF H R ER SO BB IBB HBP BLK WP HR S P ERA WHIP	IP WLS BF H R ER SO BB IBB HBP BLK WP HR S P ERA WHIP	IP WLS BF H R ER SO BB IBB HBP BLK WP HR S P ERA WHIP	IP WLS BF H R ER SO BB IBB HBP BLK WP HR S P ERA WHIP	IP WLS BF H R ER SO BB IBB HBP BLK WP HR S P ERA WHIP	IP WLS BF H R ER SO BB IBB HBP BLK WP HR S P ERA WHIP	IP WLS BF H R ER SO BB IBB HBP BLK WP HR S P ERA WHIP

Batter	1	2	3	4	5	6	7	8	9	AB	R	H	RBI	BB	SO	LOB	BOTTOM				
4 Omar Infante, R (1.4) OBP: 0.376, SLG: 0.458										4	2	2	1	1	0	3	Florida Marlins @ Atlanta Braves Turner Field, Atlanta, GA Sat Aug 28 2010, 7:12 PM - 10:01 PM EDT Att: 43,846 - Cloudy - 85 F				
22 Jason Heyward, L (1.9) OBP: 0.385, SLG: 0.466										3	2	1	0	2	1	1					
34 Eric O'Flaherty, L (8.1) ERA: 2.25										0	0	0	0	0	0	0					
43 Kyle Farnsworth, R (9.1) ERA: 3.42										0	0	0	0	0	0	0					
Martin Prado, R (1.5) OBP: 0.363, SLG: 0.493										4	2	2	5	1	1	2					
16 Brian McCann, L (1.2) OBP: 0.380, SLG: 0.464										3	0	2	3	0	0	2					
8 David Ross, R (6. PH) OBP: 0.374, SLG: 0.406										2	0	0	0	0	1	0					
27 Derrek Lee, R (1.3) OBP: 0.329, SLG: 0.405										1	0	0	0	1	0	2					
20 Eric Hinske, L (4.3) OBP: 0.338, SLG: 0.455										3	1	2	1	0	1	0					
23 Matt Diaz, R (1.7) OBP: 0.280, SLG: 0.443										5	2	2	1	0	0	3					
2 Alex Gonzalez, R (1.6) OBP: 0.309, SLG: 0.483										4	1	1	0	0	0	4					
24 Dion Hernandez, R (8. PH) OBP: 0.167, SLG: 0.667										1	0	0	0	0	0	0					
53 Melky Cabrera, S (1.8) OBP: 0.321, SLG: 0.370										3	1	1	0	1	0	1					
15 Tim Hudson, R (1.1) OBP: 0.219, SLG: 0.281										2	0	0	0	0	0	1					
28 Rick Ankiel, L (7. PH) OBP: 0.314, SLG: 0.410										1	1	1	0	0	0	0					
Inning Stats	R: 0 E: 0 K: 0 S: 14	H: 6 LOB: 2 BB: 2 P: 41	R: 2 E: 0 K: 0 S: 14	H: 2 LOB: 2 BB: 2 P: 25	R: 2 E: 1 K: 0 S: 16	H: 2 LOB: 1 BB: 1 P: 26	R: 0 E: 0 K: 1 S: 8	H: 1 LOB: 0 BB: 0 P: 12	R: 2 E: 0 K: 2 S: 15	H: 2 LOB: 0 BB: 0 P: 21	R: 0 E: 0 K: 1 S: 9	H: 0 LOB: 0 BB: 0 P: 13	R: 0 E: 0 K: 1 S: 9	H: 0 LOB: 0 BB: 0 P: 13	1B: 8 2B: 3 3B: 0 HR: 3	SF: 0 SAC: 1 DP: 1 HBP: 0	WP: 2 PB: 0 SB: 0 CS: 0	PA: 43			
PITCHER	IP WLS BF H R ER SO BB IBB HBP BLK WP HR S P ERA WHIP	IP WLS BF H R ER SO BB IBB HBP BLK WP HR S P ERA WHIP	IP WLS BF H R ER SO BB IBB HBP BLK WP HR S P ERA WHIP	IP WLS BF H R ER SO BB IBB HBP BLK WP HR S P ERA WHIP	IP WLS BF H R ER SO BB IBB HBP BLK WP HR S P ERA WHIP	IP WLS BF H R ER SO BB IBB HBP BLK WP HR S P ERA WHIP	IP WLS BF H R ER SO BB IBB HBP BLK WP HR S P ERA WHIP	IP WLS BF H R ER SO BB IBB HBP BLK WP HR S P ERA WHIP	IP WLS BF H R ER SO BB IBB HBP BLK WP HR S P ERA WHIP	IP WLS BF H R ER SO BB IBB HBP BLK WP HR S P ERA WHIP	IP WLS BF H R ER SO BB IBB HBP BLK WP HR S P ERA WHIP	IP WLS BF H R ER SO BB IBB HBP BLK WP HR S P ERA WHIP	IP WLS BF H R ER SO BB IBB HBP BLK WP HR S P ERA WHIP	IP WLS BF H R ER SO BB IBB HBP BLK WP HR S P ERA WHIP	IP WLS BF H R ER SO BB IBB HBP BLK WP HR S P ERA WHIP	IP WLS BF H R ER SO BB IBB HBP BLK WP HR S P ERA WHIP	IP WLS BF H R ER SO BB IBB HBP BLK WP HR S P ERA WHIP	IP WLS BF H R ER SO BB IBB HBP BLK WP HR S P ERA WHIP	IP WLS BF H R ER SO BB IBB HBP BLK WP HR S P ERA WHIP	IP WLS BF H R ER SO BB IBB HBP BLK WP HR S P ERA WHIP	IP WLS BF H R ER SO BB IBB HBP BLK WP HR S P ERA WHIP



Batter	1	2	3	4	5	6	7	8	9	AB	R	H	RBI	BB	SO	LOB	TOP					
1 Luis Castillo, S OBP: 0.343, SLG: 0.276	(1,4)		(1)			(1)			(1)	5	1	2	0	0	0	0						
5 David Wright, R OBP: 0.382, SLG: 0.496	(1,5)		(2)			(1)				3	1	0	0	1	0	1						
25 Pedro Feliciano, L	(8,1)					(1)				0	0	0	0	0	0	0						
15 Carlos Beltrán, S OBP: 0.329, SLG: 0.331	(1,8)		(2)			(2)				3	0	1	0	1	1	1						
Jeff Francoeur, R OBP: 0.293, SLG: 0.369	(1,9)		(3)			(1)				3	0	1	1	0	1	1						
29 Ike Davis, L OBP: 0.331, SLG: 0.419	(1,3)					(1)			(1)	3	0	0	0	1	2	2						
4 Henry Blanco, R OBP: 0.289, SLG: 0.336	(1,2)					(2)			(2)	3	0	0	1	0	0	0						
23 Chris Carter, L OBP: 0.318, SLG: 0.390	(1,7)					(3)			(3)	4	0	1	0	0	0	2						
11 Rubén Tejada, R OBP: 0.279, SLG: 0.215	(1,6)					(1)			(1)	4	0	2	0	0	1	0						
49 Jonathon Niese, L OBP: 0.250, SLG: 0.178	(1,1)					(2)			(2)	2	0	0	0	0	2	3						
64 Elmer Dessens, R	(5,1)									0	0	0	0	0	0	0						
19 Mike Hessman, R OBP: 0.282, SLG: 0.333	(6,PH)									1	0	0	0	0	1	0						
18 Ryota Igarashi, R OBP: 0.300, SLG: 0.222	(8,5)									1	0	0	0	0	0	0						
Inning Stats	R: 0 E: 0 K: 1 S: 15	H: 2 LOB: 2 BB: 0 P: 22	R: 0 E: 1 K: 1 S: 10	H: 1 LOB: 1 BB: 0 P: 17	R: 0 E: 0 K: 0 S: 8	H: 1 LOB: 1 BB: 0 P: 11	R: 0 E: 0 K: 2 S: 13	H: 2 LOB: 2 BB: 0 P: 21	R: 2 E: 0 K: 0 S: 15	H: 1 LOB: 2 BB: 3 P: 33	R: 0 E: 0 K: 1 S: 8	H: 0 LOB: 0 BB: 0 P: 12	R: 0 E: 0 K: 2 S: 8	H: 0 LOB: 0 BB: 0 P: 13	R: 0 E: 0 K: 0 S: 7	H: 0 LOB: 0 BB: 0 P: 12	R: 0 E: 0 K: 1 S: 8	H: 0 LOB: 0 BB: 0 P: 10	1B: 6 2B: 1 3B: 0 HR: 0	SF: 2 SAC: 0 DP: 0 HBP: 0	WP: 0 PB: 0 SB: 0 CS: 0	PA: 37
PITCHER	IP WLS BF H R ER SO BB IBB HBP BLK WP HR S P ERA WHIP																					
56 Mike Minor, L ERA: 3.91	(1,1) 5.0 W 25 7 2 2 4 3 0 0 0 0 0 0 0 61 104 3.60 2.000																					
34 Eric O'Flaherty, L ERA: 2.11	(6,1) 1.0 3 0 0 0 1 0 0 0 0 0 0 0 8 12 0.00 0.000																					
39 Jonny Venters, L ERA: 1.71	(7,1) 1.0 3 0 0 0 2 0 0 0 0 0 0 0 8 13 0.00 0.000																					
40 Takashi Saito, R ERA: 2.78	(8,1) 1.0 3 0 0 0 0 0 0 0 0 0 0 0 7 12 0.00 0.000																					
58 Peter Moylan, R ERA: 3.33	(9,1) 1.0 3 0 0 0 1 0 0 0 0 0 0 0 8 10 0.00 0.000																					

New York Mets @ Atlanta Braves
Turner Field, Atlanta, GA
Tue Aug 31 2010, 7:11 PM - 9:57 PM EDT
Att. 18,430 - Clear - 85 F

AB 32
R 2
H 7
RBI 2
BB 3
SO 8
LOB 10



Batter	1	2	3	4	5	6	7	8	9	AB	R	H	RBI	BB	SO	LOB	BOTTOM			
4 Omar Infante, R OBP: 0.375, SLG: 0.451	(1,4)		(2)			(1)			(1)	5	1	1	0	0	0	2				
22 Jason Heyward, L OBP: 0.387, SLG: 0.474	(1,9)		(3)			(2)			(2)	5	1	1	2	0	2	2				
Martin Prado, R OBP: 0.360, SLG: 0.488	(1,5)					(1)			(1)	5	1	2	0	0	0	0				
27 Derrek Lee, R OBP: 0.335, SLG: 0.411	(1,3)					(1)				3	1	3	1	1	0	0				
24 Diory Hernandez, R(7, PR) OBP: 0.143, SLG: 0.571	(7,PR)					(1)				0	1	0	0	0	0	0				
40 Takashi Saito, L	(8,1)					(1)				0	0	0	0	0	0	0				
58 Peter Moylan, R	(9,1)					(1)				0	0	0	0	0	0	0				
23 Matt Diaz, R OBP: 0.286, SLG: 0.450	(1,7)					(1)				2	0	0	0	0	1	4				
34 Eric O'Flaherty, L	(6,1)					(1)				0	0	0	0	0	0	0				
39 Jonny Venters, L	(7,1)					(1)				0	0	0	0	0	0	0				
20 Eric Hinske, L OBP: 0.342, SLG: 0.459	(7,PH)					(1)				0	0	0	0	1	0	0				
2 Alex Gonzalez, R OBP: 0.306, SLG: 0.474	(1,6)					(2)			(1)	4	1	1	1	0	1	4				
53 Melky Cabrera, S OBP: 0.323, SLG: 0.369	(1,8)					(3)			(2)	3	1	2	1	1	1	1				
8 David Ross, R OBP: 0.378, SLG: 0.455	(1,2)					(3)			(2)	4	1	2	4	0	2	4				
56 Mike Minor, R	(1,1)					(1)			(3)	1	0	0	0	0	1	1				
13 Nate McLouth, L OBP: 0.280, SLG: 0.262	(5,PH)					(1)			(3)	2	1	0	0	0	0	2				
Inning Stats	R: 0 E: 0 K: 0 S: 7	H: 1 LOB: 0 BB: 0 P: 11	R: 0 E: 0 K: 1 S: 8	H: 1 LOB: 1 BB: 0 P: 14	R: 0 E: 0 K: 2 S: 9	H: 1 LOB: 1 BB: 0 P: 14	R: 1 E: 0 K: 2 S: 18	H: 3 LOB: 2 BB: 0 P: 27	R: 7 E: 1 K: 1 S: 26	H: 4 LOB: 0 BB: 2 P: 43	R: 0 E: 0 K: 0 S: 5	H: 0 LOB: 0 BB: 0 P: 8	R: 1 E: 0 K: 1 S: 15	H: 2 LOB: 2 BB: 1 P: 24	R: 0 E: 0 K: 1 S: 7	H: 0 LOB: 0 BB: 0 P: 14	1B: 6 2B: 4 3B: 1 HR: 1	SF: 0 SAC: 1 DP: 1 HBP: 1	WP: 0 PB: 0 SB: 0 CS: 0	PA: 39
PITCHER	IP WLS BF H R ER SO BB IBB HBP BLK WP HR S P ERA WHIP																			
49 Jonathon Niese, L ERA: 3.7	(1,1) 4.2 L 26 10 8 3 6 2 0 0 1 0 0 0 1 66 106 5.79 2.571																			
64 Elmer Dessens, R ERA: 2.19	(5,1) 0.1 1 0 0 0 0 0 0 0 0 0 0 0 2 3 0.00 0.000																			
18 Ryota Igarashi, R ERA: 6.93	(6,1) 2.0 9 2 1 1 1 1 0 0 0 0 0 0 20 32 4.50 1.500																			
25 Pedro Feliciano, L ERA: 3.23	(8,1) 1.0 3 0 0 0 1 0 0 0 0 0 0 0 7 14 0.00 0.000																			

New York Mets @ Atlanta Braves
Turner Field, Atlanta, GA
Tue Aug 31 2010, 7:11 PM - 9:57 PM EDT
Att. 18,430 - Clear - 85 F

AB 34
R 9
H 12
RBI 9
BB 3
SO 8
LOB 20



Batter	1	2	3	4	5	6	7	8	9	AB	R	H	RBI	BB	SO	LOB	TOP		
1 Luis Castillo, S (1.4) OBP: 0.339, SLG: 0.272 25 Pedro Feliciano, L (6.1) 39 Bobby Parnell, R (7.1) 19 Mike Hesson, R (8. PH) 47 Hisanori Takahashi, L (8.1)										3	0	0	0	0	2	0			
30 Josh Thole, L (1.2) OBP: 0.375, SLG: 0.397										4	0	0	0	0	0	0			
5 David Wright, R (1.5) OBP: 0.361, SLG: 0.496										4	0	1	0	0	1	0			
23 Chris Carter, L (1.9) OBP: 0.316, SLG: 0.381										3	0	0	0	1	0	1			
15 Carlos Beltrán, S (1.8) OBP: 0.324, SLG: 0.324										3	0	0	0	0	0	2			
29 Ike Davis, L (1.3) OBP: 0.331, SLG: 0.417										2	1	0	0	1	0	1			
21 Lucas Duda, L (1.7) 12 Joaquin Arias, R (8.7)										3	0	0	0	0	1	2			
11 Rubén Tejada, R (1.6) OBP: 0.274, SLG: 0.211										3	0	0	0	0	0	1			
34 Mike Pelfrey, R (1.1) 3 Luis Hernandez, S (6. PH) 3 Luis Hernandez, S (6.4)										1	0	0	0	0	0	0			
Inning Stats	R: 0 E: 0 K: 1 S: 9	H: 0 LOB: 0 BB: 0 P: 14	R: 0 E: 0 K: 0 S: 7	H: 0 LOB: 1 BB: 1 P: 16	R: 0 E: 0 K: 1 S: 7	H: 0 LOB: 0 BB: 0 P: 10	R: 0 E: 0 K: 0 S: 13	H: 1 LOB: 1 BB: 0 P: 18	R: 0 E: 0 K: 0 S: 8	H: 0 LOB: 0 BB: 0 P: 14	R: 0 E: 0 K: 1 S: 11	H: 0 LOB: 0 BB: 0 P: 13	R: 1 E: 0 K: 2 S: 15	H: 1 LOB: 1 BB: 1 P: 22	R: 0 E: 0 K: 0 S: 7	H: 0 LOB: 0 BB: 0 P: 10	1B: 1 2B: 1 3B: 0 HR: 0	SF: 0 SAC: 0 DP: 0 HBP: 0	WP: 0 PA: 31 CS: 1
PITCHER	IP WLS BF H R ER SO BB IBB HBP BLK WP HR S P ERA WHIP																		
48 Tommy Hanson, R (1.1) ERA: 3.6	7.0 W 23 1 0 0 3 1 0 0 0 0 0 0 63 96 0.00 0.286																		
39 Jonny Venters, L (8.1) ERA: 1.92	1.0 5 1 1 1 2 1 0 0 0 0 0 0 15 22 9.00 2.000																		
13 Billy Wagner, L (9.1) ERA: 1.59	1.0 S 3 0 0 0 0 0 0 0 0 0 0 0 7 10 0.00 0.000																		

New York Mets @ Atlanta Braves
Turner Field, Atlanta, GA
Wed Sep 01 2010, 7:11 PM - 9:41 PM EDT
Att. 19,938 - Clear - 87 F

AB 29
R 1
H 2
RBI 1
BB 2
SO 5
LOB 8



Batter	1	2	3	4	5	6	7	8	9	AB	R	H	RBI	BB	SO	LOB	BOTTOM		
4 Omar Infante, R (1.6) OBP: 0.379, SLG: 0.454										4	2	3	1	0	0	0			
22 Jason Heyward, L (1.9) OBP: 0.392, SLG: 0.484										4	1	4	1	0	0	0			
Martin Prado, R (1.5) OBP: 0.360, SLG: 0.488										4	0	1	2	0	1	2			
16 Brian McCann, L (1.2) OBP: 0.389, SLG: 0.482 24 Dion Hernandez, R (8. PR) OBP: 0.143, SLG: 0.571 8 David Ross, R (9.2) OBP: 0.378, SLG: 0.455										2	0	0	0	1	0	2			
20 Eric Hinske, L (1.7) OBP: 0.339, SLG: 0.454 53 Melky Cabrera, S (6.7)										3	0	0	0	1	3	1			
5 Freddie Freeman, L (1.3) OBP: 0.334, SLG: 0.410										3	0	0	0	1	2	1			
7 Brooks Conrad, S (1.4) OBP: 0.333, SLG: 0.496										3	0	1	0	0	0	0			
28 Rick Ankiel, L (1.8) OBP: 0.320, SLG: 0.408										3	1	2	0	0	0	1			
48 Tommy Hanson, R (1.1) ERA: 3.72 13 Nate McLouth, L (7. PH) OBP: 0.279, SLG: 0.281 39 Jonny Venters, L (8.1) 13 Billy Wagner, L (9.1)										0	0	0	0	0	0	0			
Inning Stats	R: 2 E: 0 K: 0 S: 13	H: 3 LOB: 1 BB: 0 P: 21	R: 2 E: 1 K: 1 S: 15	H: 3 LOB: 1 BB: 0 P: 24	R: 0 E: 0 K: 0 S: 4	H: 0 LOB: 0 BB: 0 P: 11	R: 0 E: 0 K: 0 S: 6	H: 2 LOB: 2 BB: 0 P: 10	R: 0 E: 0 K: 1 S: 8	H: 1 LOB: 1 BB: 0 P: 17	R: 0 E: 0 K: 1 S: 5	H: 1 LOB: 0 BB: 0 P: 8	R: 0 E: 0 K: 0 S: 8	H: 0 LOB: 0 BB: 0 P: 15	R: 0 E: 0 K: 0 S: 10	H: 0 LOB: 1 BB: 1 P: 17	1B: 8 2B: 3 3B: 0 HR: 0	SF: 0 SAC: 2 DP: 2 HBP: 1	WP: 0 PA: 34 CS: 1
PITCHER	IP WLS BF H R ER SO BB IBB HBP BLK WP HR S P ERA WHIP																		
34 Mike Pelfrey, R (1.1) ERA: 3.72	5.0 L 23 1 0 0 1 0 0 0 0 0 0 0 5 8 0.00 1.000																		
25 Pedro Feliciano, L (6.1) ERA: 3.17	1.0 3 1 0 0 0 0 0 0 0 0 0 0 8 15 0.00 1.000																		
39 Bobby Parnell, R (7.1) ERA: 3.78	1.0 3 1 0 0 0 0 0 0 0 0 0 0 10 17 0.00 1.000																		
47 Hisanori Takahashi, L (8.1) ERA: 3.95	1.0 4 0 0 0 0 0 1 0 0 0 0 0 10 17 0.00 1.000																		

New York Mets @ Atlanta Braves
Turner Field, Atlanta, GA
Wed Sep 01 2010, 7:11 PM - 9:41 PM EDT
Att. 19,938 - Clear - 87 F

AB 29
R 4
H 11
RBI 4
BB 1
SO 3
LOB 12



Batter	1	2	3	4	5	6	7	8	9	AB	R	H	RBI	BB	SO	LOB	TOP			
1 Luis Castillo, S OBP: 0.337, SLG: 0.271	G6-3	G4-6-3			K		E		K	5	1	1	0	0	2	1	New York Mets @ Atlanta Braves Turner Field, Atlanta, GA Thu Sep 02 2010, 7:12 PM - 9:57 PM EDT Att: 24,895 - Clear - 88 F			
21 Lucas Duda, L	K	G4-3			G3		E4		P5	5	0	0	0	0	1	1				
15 Carlos Beltrán, S OBP: 0.291, SLG: 0.347	E4		F8			K	FC4-6		F8	5	1	1	1	0	1	1				
23 Chris Carter, L OBP: 0.314, SLG: 0.377										4	1	1	0	0	0	1				
16 Angel Pagán, S OBP: 0.346, SLG: 0.446										0	0	0	0	0	0	0				
5 David Wright, R OBP: 0.364, SLG: 0.503										3	1	2	1	1	0	0				
29 Ike Davis, L OBP: 0.335, SLG: 0.420										2	0	1	0	2	0	0				
12 Joaquin Arias, R OBP: 0.274, SLG: 0.211										3	0	1	1	0	1	1				
11 Rubén Tejada, R OBP: 0.274, SLG: 0.211										0	0	0	0	0	0	0				
4 Henry Blanco, R OBP: 0.280, SLG: 0.325										4	0	0	0	0	0	7				
57 Johan Santana, L OBP: 0.177, SLG: 0.574										2	0	1	0	0	0	0				
64 Elmer Dessens, R ERA: 2.1										0	0	0	0	0	0	0				
3 Luis Hernandez, S ERA: 3.1										1	0	0	0	0	0	0				
25 Pedro Feliciano, L ERA: 3.1										0	0	0	0	0	0	0				
30 Josh Thole, L OBP: 0.276, SLG: 0.397										0	0	0	0	0	0	0				
19 Mike Hesselman, R OBP: 0.285, SLG: 0.334										1	0	0	0	0	0	1				
39 Bobby Parnell, R ERA: 3.92										0	0	0	0	0	0	0				
47 Hisanori Takahashi, L ERA: 3.92										0	0	0	0	0	0	0				
Inning Stats	R: 2 E: 1 K: 1 S: 19	H: 4 LOB: 3 BB: 1 P: 34	R: 0 E: 0 K: 0 S: 9	H: 1 LOB: 0 BB: 0 P: 13	R: 0 E: 0 K: 0 S: 6	H: 0 LOB: 0 BB: 0 P: 8	R: 0 E: 0 K: 0 S: 6	H: 0 LOB: 0 BB: 0 P: 8	R: 0 E: 0 K: 1 S: 12	H: 2 LOB: 2 BB: 0 P: 17	R: 1 E: 1 K: 0 S: 10	H: 1 LOB: 1 BB: 0 P: 14	R: 0 E: 0 K: 1 S: 9	H: 0 LOB: 0 BB: 0 P: 12	R: 0 E: 0 K: 1 S: 8	H: 0 LOB: 0 BB: 0 P: 12	1B: 5 2B: 1 3B: 1 HR: 1	SF: 0 SAC: 1 DP: 1 HBP: 0	WP: 1 PB: 0 SB: 0 CS: 0	PA: 39
PITCHER	IP WLS BF H R ER SO BB IBB HBP BLK WP HR S P ERA WHIP																			
15 Tim Hudson, R ERA: 2.3	(1, 1) 7.0 L 31 8 4 3 4 1 0 0 0 0 1 1 68 103 3.86 1.286																			
58 Peter Moylan, R ERA: 3.29	(8, 1) 0.2 4 0 0 0 0 2 0 0 0 0 0 0 5 14 0.00 3.000																			
34 Eric O'Flaherty, L ERA: 2.09	(8, 1) 0.1 1 0 0 0 1 0 0 0 0 0 0 0 4 6 0.00 0.000																			
38 Mike Dunn, L ERA:	(9, 1) 1.0 3 0 0 0 1 0 0 0 0 0 0 0 8 12 0.00 0.000																			

Batter	1	2	3	4	5	6	7	8	9	AB	R	H	RBI	BB	SO	LOB	BOTTOM					
4 Omar Infante, R OBP: 0.378, SLG: 0.452	G5-3		G4-3		K				K	4	0	1	0	0	2	2	New York Mets @ Atlanta Braves Turner Field, Atlanta, GA Thu Sep 02 2010, 7:12 PM - 9:57 PM EDT Att: 24,895 - Clear - 88 F					
22 Jason Heyward, L OBP: 0.391, SLG: 0.481	G4-3		G4-3			G4-3				3	0	0	0	1	0	1						
Martin Prado, R OBP: 0.359, SLG: 0.486	E6		L5			G5-3				4	0	1	1	0	0	0						
27 Derrek Lee, R OBP: 0.331, SLG: 0.407	K				F8					4	0	0	0	0	2	3						
16 Brian McCann, L OBP: 0.392, SLG: 0.492										4	1	3	1	0	0	0						
28 Rick Ankiel, L OBP: 0.320, SLG: 0.408										0	0	0	0	0	0	0						
23 Matt Diaz, R OBP: 0.281, SLG: 0.440										4	0	0	0	0	1	2						
2 Alex Gonzalez, R OBP: 0.304, SLG: 0.470										4	0	0	0	0	1	1						
53 Melky Cabrera, S OBP: 0.326, SLG: 0.370										3	1	2	0	1	0	1						
15 Tim Hudson, R OBP: 0.215, SLG: 0.277										1	0	0	0	0	0	1						
58 Peter Moylan, R ERA: 3.1										0	0	0	0	0	0	0						
34 Eric O'Flaherty, L ERA: 2.09										0	0	0	0	0	0	0						
7 Brooks Conrad, S OBP: 0.331, SLG: 0.492										1	0	0	0	0	0	1						
38 Mike Dunn, L ERA:										0	0	0	0	0	0	0						
Inning Stats	R: 0 E: 1 K: 1 S: 9	H: 0 LOB: 1 BB: 0 P: 17	R: 1 E: 0 K: 0 S: 10	H: 2 LOB: 1 BB: 0 P: 12	R: 0 E: 0 K: 0 S: 8	H: 1 LOB: 0 BB: 0 P: 9	R: 0 E: 0 K: 1 S: 9	H: 0 LOB: 0 BB: 0 P: 11	R: 0 E: 0 K: 1 S: 7	H: 0 LOB: 0 BB: 1 P: 16	R: 0 E: 0 K: 1 S: 10	H: 0 LOB: 0 BB: 0 P: 17	R: 0 E: 0 K: 0 S: 6	H: 1 LOB: 0 BB: 0 P: 8	R: 1 E: 0 K: 1 S: 12	H: 2 LOB: 2 BB: 1 P: 20	R: 0 E: 0 K: 1 S: 9	H: 1 LOB: 1 BB: 0 P: 11	1B: 6 2B: 1 3B: 0 HR: 1	SF: 0 SAC: 1 DP: 2 HBP: 0	WP: 0 PB: 1 SB: 0 CS: 0	PA: 35
PITCHER	IP WLS BF H R ER SO BB IBB HBP BLK WP HR S P ERA WHIP																					
57 Johan Santana, L ERA: 2.98	(1, 1) 5.0 W 19 3 0 0 1 1 0 0 0 0 0 0 10 17 0.00 0.800																					
64 Elmer Dessens, R ERA: 2.1	(6, 1) 1.0 H 3 0 0 0 1 0 0 0 0 0 0 0 6 8 0.00 1.000																					
25 Pedro Feliciano, L ERA: 3.1	(7, 1) 1.0 H 3 1 0 0 0 0 0 0 0 0 0 0 6 8 0.00 1.000																					
39 Bobby Parnell, R ERA: 2.67	(8, 1) 1.0 H 6 2 1 0 0 1 1 0 0 0 0 0 0 12 20 0.00 3.000																					
47 Hisanori Takahashi, L ERA: 3.92	(9, 1) 1.0 S 4 1 0 0 1 0 0 0 0 0 0 0 9 11 0.00 1.000																					



Batter	1	2	3	4	5	6	7	8	9	AB	R	H	RBI	BB	SO	LOB	TOP					
4 Omar Infante, R OBP: 0.375, SLG: 0.447	L9	G5-3				G6-3			F7	4	0	0	0	1	0	2						
22 Jason Heyward, L OBP: 0.395, SLG: 0.478	1B				G4-3				K	5	0	1	0	0	3	3						
Martin Prado, R OBP: 0.358, SLG: 0.484	1B		E5						K	4	0	1	0	0	2	0						
27 Derrek Lee, R OBP: 0.331, SLG: 0.404	G6-4-3		F9						G6-3	3	0	0	0	1	0	3						
23 Matt Diaz, R OBP: 0.280, SLG: 0.436		G4-3							G4-3	4	0	1	0	0	1	1						
2 Alex Gonzalez, R OBP: 0.303, SLG: 0.469									G6-3	4	1	1	0	0	1	2						
8 David Ross, R OBP: 0.389, SLG: 0.464										2	0	1	0	2	0	2						
28 Rick Ankiel, L OBP: 0.313, SLG: 0.399									K	4	0	0	0	0	4	4						
11 Kenshin Kawakami, R 25 Troy Glaus, R 36 Scott Proctor, R 24 Dign Hernandez, R 38 Mike Dunn, L 43 Kyle Farnsworth, R 5 Freddie Freeman, L									G4-3	1	0	1	1	0	0	0						
Inning Stats	R: 0 E: 0 K: 0 S: 12	H: 2 LOB: 1 BB: 0 P: 20	R: 1 E: 0 K: 1 S: 14	H: 3 LOB: 2 BB: 0 P: 19	R: 0 E: 1 K: 2 S: 11	H: 0 LOB: 1 BB: 0 P: 18	R: 0 E: 0 K: 1 S: 10	H: 1 LOB: 3 BB: 2 P: 26	R: 0 E: 0 K: 2 S: 13	H: 0 LOB: 2 BB: 1 P: 20	R: 0 E: 0 K: 1 S: 6	H: 0 LOB: 0 BB: 0 P: 9	R: 0 E: 0 K: 2 S: 9	H: 0 LOB: 0 BB: 0 P: 13	R: 0 E: 0 K: 1 S: 7	H: 0 LOB: 1 BB: 1 P: 12	R: 0 E: 0 K: 1 S: 10	H: 0 LOB: 0 BB: 0 P: 14	1B: 6 2B: 1 3B: 0 HR: 0	SF: 0 SAC: 0 DP: 1 HBP: 0	WP: 1 PB: 0 SB: 0 CS: 0	PA: 38
PITCHER	IP	WLS	BF	H	R	ER	SO	BB	IBB	HBP	BLK	WP	HR	S	P	ERA	WHIP					
23 Andrew Miller, L ERA: 3.8	(1, 1)	5.0	W	25	7	1	1	6	3	0	0	0	1	0	60	103	1.80	2.000				
13 Will Ohman, L ERA: 3.2	(6, 1)	1.1		4	0	0	0	2	0	0	0	0	0	0	10	14	0.00	0.000				
43 Jose Veras, R ERA: 3.0	(7, 1)	0.2		2	0	0	0	1	0	0	0	0	0	5	8	0.00	0.000					
46 Juan Carlos Oviedo, R ERA: 3.7	(8, 1)	1.0		4	0	0	0	1	1	0	0	0	0	7	12	0.00	1.000					
31 Burke Badenhop, R ERA: 4.1	(9, 1)	1.0		3	0	0	0	1	0	0	0	0	0	10	14	0.00	0.000					

Atlanta Braves @ Florida Marlins
Sun Life Stadium, Miami, FL
Fri Sep 03 2010, 7:11 PM - 10:00 PM EDT
Att: 19,226 - Partly Cloudy - 87 F

AB 34
R 1
H 7
RBI 1
BB 4
SO 11
LOB 17



Batter	1	2	3	4	5	6	7	8	9	AB	R	H	RBI	BB	SO	LOB	BOTTOM					
24 Cameron Maybin, R OBP: 0.296, SLG: 0.361		G5-3				F7				3	1	0	0	2	1	1						
20 Logan Morrison, L OBP: 0.403, SLG: 0.450						F7				5	2	2	1	0	1	1						
2 Hanley Ramirez, R OBP: 0.379, SLG: 0.478										2	2	1	1	2	1	1						
6 Dan Uggla, R OBP: 0.367, SLG: 0.515										4	0	1	1	0	1	4						
15 Gaby Sanchez, R OBP: 0.354, SLG: 0.470		FC5-2				G5-3				2	1	0	0	2	0	2						
3 Chad Tracy, L OBP: 0.375, SLG: 0.325										4	0	2	2	0	0	1						
46 Juan Carlos Oviedo, R 31 Burke Badenhop, R		G4-3								0	0	0	0	0	0	0						
27 Giancarlo Stanton, R OBP: 0.309, SLG: 0.481										3	0	0	0	1	1	2						
6 Brad Davis, R OBP: 0.364, SLG: 0.556										2	0	1	1	1	1	1						
23 Andrew Miller, L 33 Scott Cousins, L 13 Will Ohman, L 43 Jose Veras, R 18 Wes Helms, R										2	0	0	0	0	1	3						
Inning Stats	R: 2 E: 0 K: 0 S: 14	H: 2 LOB: 1 BB: 1 P: 23	R: 0 E: 0 K: 0 S: 8	H: 1 LOB: 0 BB: 0 P: 11	R: 3 E: 0 K: 2 S: 18	H: 2 LOB: 3 BB: 3 P: 39	R: 1 E: 0 K: 0 S: 13	H: 1 LOB: 1 BB: 1 P: 26	R: 0 E: 0 K: 2 S: 13	H: 0 LOB: 1 BB: 1 P: 19	R: 0 E: 0 K: 1 S: 7	H: 1 LOB: 1 BB: 1 P: 14	R: 0 E: 0 K: 2 S: 7	H: 0 LOB: 0 BB: 0 P: 11	1B: 1 2B: 4 3B: 2 HR: 0	SF: 1 SAC: 0 DP: 1 HBP: 0	WP: 1 PB: 0 SB: 2 CS: 0	PA: 38				
PITCHER	IP	WLS	BF	H	R	ER	SO	BB	IBB	HBP	BLK	WP	HR	S	P	ERA	WHIP					
11 Kenshin Kawakami, R ERA: 5.1	(1, 1)	3.0	L	18	5	5	2	2	2	0	0	0	0	0	25	48	4.50	1.500				
36 Scott Proctor, R ERA: 4.5	(4, 1)	2.0		9	1	1	1	1	2	0	0	0	0	20	33	0.00	1.500					
38 Mike Dunn, L ERA: 4.5	(6, 1)	2.0		8	1	0	0	3	2	0	0	0	0	7	11	0.00	0.000					
43 Kyle Farnsworth, R ERA: 3.29	(8, 1)	1.0		3	0	0	0	2	0	0	0	0	0	7	11	0.00	0.000					

Atlanta Braves @ Florida Marlins
Sun Life Stadium, Miami, FL
Fri Sep 03 2010, 7:11 PM - 10:00 PM EDT
Att: 19,226 - Partly Cloudy - 87 F

AB 29
R 6
H 7
RBI 6
BB 8
SO 8
LOB 17



Batter	1	2	3	4	5	6	7	8	9	AB	R	H	RBI	BB	SO	LOB	TOP										
4 Omar Infante, R OBP: 0.376, SLG: 0.446										5	0	2	0	0	1	0	Atlanta Braves @ Florida Marlins Sun Life Stadium, Miami, FL Sat Sep 04 2010, 7:11 PM - 9:59 PM EDT Att: 23,912 - Partly Cloudy - 84 F										
22 Jason Heyward, L OBP: 0.391, SLG: 0.477										3	0	1	0	2	0	1											
Martin Prado, R OBP: 0.359, SLG: 0.484										4	0	2	0	0	0	2											
16 Brian McCann, L OBP: 0.391, SLG: 0.492										4	1	1	0	0	3	4											
27 Derrek Lee, R OBP: 0.330, SLG: 0.405										4	0	1	0	0	3	5											
13 Nate McLouth, L OBP: 0.279, SLG: 0.261										0	0	0	0	0	0	0											
53 Melky Cabrera, S OBP: 0.326, SLG: 0.369										4	1	1	0	0	1	2											
2 Alex Gonzalez, R OBP: 0.307, SLG: 0.472										3	0	2	2	1	0	0											
28 Rick Ankiel, L OBP: 0.313, SLG: 0.394										2	0	0	0	1	2	1											
23 Matt Diaz, R OBP: 0.290, SLG: 0.436										0	0	0	0	0	0	0											
5 Freddie Freeman, L OBP: 0.326, SLG: 0.436										1	0	0	0	0	1	2											
49 Jair Jurrjens, R OBP: 0.175, SLG: 0.135										3	0	0	0	0	3	3											
39 Jonny Venters, L OBP: 0.338, SLG: 0.452										0	0	0	0	0	0	0											
20 Eric Hinske, L OBP: 0.338, SLG: 0.452										1	0	0	0	0	1	0											
13 Billy Wagner, L OBP: 0.338, SLG: 0.452										0	0	0	0	0	0	0											
Inning Stats	R: 0 E: 0 K: 3 S: 14	H: 1 LOB: 2 BB: 1 P: 22	R: 1 E: 0 K: 2 S: 12	H: 2 LOB: 0 BB: 0 P: 19	R: 0 E: 0 K: 2 S: 14	H: 2 LOB: 2 BB: 0 P: 20	R: 0 E: 0 K: 2 S: 8	H: 0 LOB: 0 BB: 0 P: 11	R: 0 E: 0 K: 1 S: 10	H: 1 LOB: 1 BB: 1 P: 18	R: 1 E: 0 K: 2 S: 16	H: 2 LOB: 2 BB: 1 P: 30	R: 0 E: 0 K: 0 S: 8	H: 1 LOB: 0 BB: 0 P: 11	R: 0 E: 0 K: 2 S: 10	H: 1 LOB: 2 BB: 1 P: 22	R: 0 E: 0 K: 1 S: 8	H: 0 LOB: 0 BB: 0 P: 12	1B: 7 2B: 4 3B: 0 HR: 0	SF: 0 SAC: 0 DP: 2 HBP: 0	WP: 0 PB: 0 SB: 0 CS: 1	PA: 38					
PITCHER	IP	WLS	BF	H	R	ER	SO	BB	IBB	HBP	BLK	WP	HR	S	P	ERA	WHIP										
55 Josh Johnson, R ERA: 2.3	6.0	L	27	8	2	2	12	3	0	0	0	0	0	74	120	3.00	1.833										
52 Chris Leroux, R ERA: 8.19	1.0		3	1	0	0	0	0	0	0	0	0	0	8	11	0.00	1.000										
13 Will Ohman, L ERA: 3.15	0.2		4	1	0	0	1	0	1	0	0	0	0	7	17	0.00	1.500										
34 Jorge Sosa, R ERA: 6.48	0.1		1	0	0	0	1	0	0	0	0	0	0	3	5	0.00	0.000										
31 Burke Badenhop, R ERA: 4.02	1.0		3	0	0	0	1	0	0	0	0	0	0	8	12	0.00	0.000										

Batter	1	2	3	4	5	6	7	8	9	AB	R	H	RBI	BB	SO	LOB	BOTTOM										
24 Cameron Maybin, R OBP: 0.295, SLG: 0.359										4	0	1	0	0	0	0	Atlanta Braves @ Florida Marlins Sun Life Stadium, Miami, FL Sat Sep 04 2010, 7:11 PM - 9:59 PM EDT Att: 23,912 - Partly Cloudy - 84 F										
31 Burke Badenhop, R										3	0	1	0	1	0	1											
20 Logan Morrison, L OBP: 0.405, SLG: 0.448										3	0	2	0	1	0	1											
2 Hanley Ramirez, R OBP: 0.381, SLG: 0.479										4	0	0	0	0	2	6											
6 Dan Uggla, R OBP: 0.365, SLG: 0.510										3	0	0	0	1	0	3											
15 Gaby Sanchez, R OBP: 0.354, SLG: 0.467										3	0	0	0	1	0	3											
3 Chad Tracy, L OBP: 0.304, SLG: 0.314										3	0	0	0	0	0	1											
27 Giancarlo Stanton, R OBP: 0.304, SLG: 0.475										2	0	0	0	0	2	0											
6 Brad Davis, R OBP: 0.343, SLG: 0.517										2	0	0	0	0	2	0											
1 Emilio Bonifacio, S OBP: 0.300, SLG: 0.319										1	0	0	0	0	0	0											
55 Josh Johnson, L ERA: 1.96, SLG: 0.885	7.0	W	25	3	0	0	7	3	0	0	0	0	0	64	9	0.00	0.857										
39 Jonny Venters, L ERA: 1.79	1.0	H	3	0	0	0	0	0	0	0	0	0	0	11	15	0.00	0.000										
13 Billy Wagner, L ERA: 1.56	1.0	S	4	1	0	0	1	0	0	0	0	0	0	14	24	0.00	1.000										
Inning Stats	R: 0 E: 1 K: 1 S: 10	H: 1 LOB: 2 BB: 1 P: 17	R: 0 E: 0 K: 2 S: 10	H: 0 LOB: 0 BB: 0 P: 15	R: 0 E: 0 K: 1 S: 17	H: 1 LOB: 2 BB: 1 P: 28	R: 0 E: 0 K: 2 S: 6	H: 0 LOB: 0 BB: 0 P: 6	R: 0 E: 0 K: 1 S: 9	H: 0 LOB: 0 BB: 0 P: 13	R: 0 E: 0 K: 0 S: 6	H: 1 LOB: 0 BB: 0 P: 9	R: 0 E: 0 K: 0 S: 6	H: 0 LOB: 0 BB: 1 P: 11	R: 0 E: 0 K: 0 S: 11	H: 0 LOB: 0 BB: 0 P: 15	R: 0 E: 0 K: 1 S: 14	H: 1 LOB: 1 BB: 0 P: 24	1B: 4 2B: 0 3B: 0 HR: 0	SF: 0 SAC: 0 DP: 2 HBP: 0	WP: 0 PB: 0 SB: 0 CS: 0	PA: 32					
PITCHER	IP	WLS	BF	H	R	ER	SO	BB	IBB	HBP	BLK	WP	HR	S	P	ERA	WHIP										
49 Jair Jurrjens, R ERA: 4.1	7.0		25	3	0	0	7	3	0	0	0	0	0	64	9	0.00	0.857										

Batter	1	2	3	4	5	6	7	8	9	10	AB	R	H	RBI	BB	SO	LOB	TOP						
4 Omar Infante, R OBP: 0.376, SLG: 0.446	F9		P3			G3-1					5	1	2	0	0	0	0							
22 Jason Heyward, L OBP: 0.389, SLG: 0.473	K			K		K					5	1	1	0	0	3	2							
Martin Prado, R OBP: 0.358, SLG: 0.482	G6-3			G5-3		G6-3					5	1	1	0	0	0	0							
16 Brian McCann, L OBP: 0.389, SLG: 0.487	F7			P4		G4-3					4	1	0	1	1	0	0							
25 Troy Glaus, R OBP: 0.346, SLG: 0.406		K									3	0	1	1	0	1	0							
24 Oday Hines, R OBP: 0.325, SLG: 0.366											0	1	0	0	0	0	0							
43 Kyle Farnsworth, R ERA: 3.23											0	0	0	0	0	0	0							
39 Jonny Venters, L ERA: 1.77											1	0	0	0	0	0	0							
40 Takashi Saito, R ERA: 2.7											1	0	1	0	0	0	0							
27 Derek Lee, R OBP: 0.331, SLG: 0.408											1	0	1	0	0	0	0							
2 Alex Gonzalez, R OBP: 0.307, SLG: 0.473											5	1	2	0	0	0	4							
53 Melky Cabrera, S OBP: 0.325, SLG: 0.366	K										3	0	0	1	1	1	2							
13 Nate McLouth, L OBP: 0.278, SLG: 0.262											3	0	1	3	0	1	0							
56 Mike Minor, R ERA: 4.5											1	0	0	0	0	1	0							
20 Eric Hinske, L OBP: 0.337, SLG: 0.450											0	0	0	0	0	0	1							
58 Peter Moyilan, R ERA: 3.23											2	0	1	0	0	0	1							
5 Freddie Freeman, L OBP: 0.443, SLG: 0.542											0	0	0	0	0	0	0							
28 Rock Aneke, L OBP: 0.373, SLG: 0.394											0	0	0	0	0	0	0							
34 Eric O'Flaherty, L ERA: 2.27											0	0	0	0	0	0	0							
Inning Stats	R: 0 E: 0 K: 1 S: 8	H: 0 LOB: 0 BB: 0 P: 14	R: 0 E: 0 K: 2 S: 16	H: 1 LOB: 1 BB: 0 P: 23	R: 0 E: 0 K: 2 S: 9	H: 0 LOB: 0 BB: 0 P: 10	R: 0 E: 0 K: 1 S: 5	H: 0 LOB: 0 BB: 0 P: 11	R: 1 E: 0 K: 0 S: 10	H: 2 LOB: 1 BB: 0 P: 13	R: 5 E: 0 K: 0 S: 19	H: 4 LOB: 1 BB: 2 P: 37	R: 0 E: 0 K: 1 S: 9	H: 0 LOB: 0 BB: 0 P: 12	R: 0 E: 0 K: 1 S: 6	H: 0 LOB: 0 BB: 0 P: 7	R: 0 E: 0 K: 0 S: 10	H: 2 LOB: 2 BB: 0 P: 20	R: 0 E: 0 K: 0 S: 11	H: 1 LOB: 1 BB: 0 P: 19	1B: 8 2B: 2 3B: 0 HR: 0	SF: 1 SAC: 0 DP: 0 HBP: 0	WP: 0 PB: 0 SB: 0 CS: 0	PA: 42
PITCHER	IP 5.0	WLS 22	BF 6	H 5	R 5	ER 5	SO 6	BB 1	IBB 0	HBP 0	BLK 0	WP 0	HR 0	S 59	P 91	ERA 9.00	WHIP 1.400							
59 Alex Sanabia, R ERA: 4.5	1.0	B	5	1	1	1	0	1	0	0	0	0	0	8	17	9.00	2.000							
52 Chris Leroux, R ERA: 6.35	1.0	3	0	0	0	1	0	0	0	0	0	0	9	12	0.00	0.000								
43 Jose Veras, R ERA: 2.92	2.0	8	2	0	0	1	0	0	0	0	0	0	16	27	0.00	1.000								
32 Clay Hensley, R ERA: 2.59	1.0	W	4	1	0	0	0	0	0	0	0	0	11	19	0.00	1.000								
31 Burke Badenhop, R ERA: 3.95																								

Atlanta Braves @ Florida Marlins
Sun Life Stadium, Miami, FL
Sun Sep 05 2010, 12:11 PM - 3:59 PM EDT
Att. 19,504 - Partly Cloudy - 89 F

AB 39
R 6
H 10
RBI 6
BB 2
SO 8
LOB 10



Batter	1	2	3	4	5	6	7	8	9	10	AB	R	H	RBI	BB	SO	LOB	BOTTOM						
1 Emilio Bonifacio, S OBP: 0.314, SLG: 0.365	L7		20 2B								5	2	3	0	0	1	1							
20 Logan Morrison, L OBP: 0.414, SLG: 0.488	2 1B		2 HR								4	2	3	1	0	1	1							
33 Scott Cousins, L (10, PH) OBP: 0.500, SLG: 0.500	3B		2B								1	0	1	1	0	0	0							
2 Hanley Ramirez, R OBP: 0.384, SLG: 0.486	1B		HR								3	1	2	3	1	1	1							
6 Dan Uggla, R OBP: 0.362, SLG: 0.506	G3		K								4	0	0	0	0	2	3							
15 Gaby Sanchez, R OBP: 0.353, SLG: 0.467	CS		K								4	1	1	0	0	1	1							
18 Wes Helms, R OBP: 0.309, SLG: 0.376			P3								4	1	1	1	0	1	0							
24 Cameron Maybin, R (1, 8) OBP: 0.294, SLG: 0.357											4	0	1	0	0	2	0							
6 Brad Davis, R OBP: 0.333, SLG: 0.531											3	0	1	1	0	0	0							
59 Alex Sanabia, R ERA: 5.33											1	0	0	0	0	1	1							
52 Chris Leroux, L ERA: 3.23											0	0	0	0	0	0	0							
43 Kyle Farnsworth, R ERA: 3.23											1	0	0	0	0	1	0							
39 Jonny Venters, L ERA: 1.77											0	0	0	0	0	0	0							
40 Takashi Saito, R ERA: 2.7											1	0	0	0	0	1	0							
Inning Stats	R: 1 E: 0 K: 0 S: 12	H: 2 LOB: 0 BB: 0 P: 20	R: 2 E: 0 K: 1 S: 14	H: 3 LOB: 0 BB: 0 P: 20	R: 3 E: 0 K: 2 S: 16	H: 3 LOB: 0 BB: 0 P: 27	R: 0 E: 0 K: 2 S: 12	H: 1 LOB: 1 BB: 0 P: 17	R: 0 E: 0 K: 0 S: 14	H: 1 LOB: 1 BB: 0 P: 23	R: 0 E: 0 K: 1 S: 13	H: 0 LOB: 0 BB: 0 P: 18	R: 0 E: 0 K: 3 S: 15	H: 1 LOB: 1 BB: 0 P: 20	R: 0 E: 0 K: 2 S: 11	H: 0 LOB: 0 BB: 0 P: 17	R: 0 E: 0 K: 1 S: 10	H: 0 LOB: 0 BB: 0 P: 14	R: 1 E: 0 K: 0 S: 5	H: 2 LOB: 1 BB: 0 P: 5	1B: 4 2B: 6 3B: 2 HR: 1	SF: 1 SAC: 1 DP: 1 HBP: 0	WP: 1 PB: 0 SB: 0 CS: 2	PA: 39
PITCHER	IP 4.0	WLS 19	BF 9	H 6	R 6	ER 6	SO 5	BB 0	IBB 0	HBP 0	BLK 0	WP 0	HR 1	S 54	P 84	ERA 13.50	WHIP 2.250							
56 Mike Minor, L ERA: 5.33	1.0	4	1	0	0	0	1	0	0	0	1	0	14	23	0.00	2.000								
43 Kyle Farnsworth, R ERA: 3.23	1.0	3	0	0	0	1	0	0	0	0	13	18	0.00	0.000										
39 Jonny Venters, L ERA: 1.77	1.0	4	1	0	0	3	0	0	0	0	15	20	0.00	1.000										
40 Takashi Saito, R ERA: 2.7	1.0	3	0	0	0	2	0	0	0	0	11	17	0.00	0.000										
PITCHER	IP 1.0	WLS L	BF 5	H 2	R 1	ER 1	SO 1	BB 0	IBB 0	HBP 0	BLK 0	WP 0	HR 0	S 15	P 19	ERA 9.00	WHIP 2.000							
34 Eric O'Flaherty, L (9, 1) ERA: 2.27																								

Atlanta Braves @ Florida Marlins
Sun Life Stadium, Miami, FL
Sun Sep 05 2010, 12:11 PM - 3:59 PM EDT
Att. 19,504 - Partly Cloudy - 89 F

AB 35
R 7
H 13
RBI 7
BB 1
SO 12
LOB 8



Batter	1	2	3	4	5	6	7	8	9	AB	R	H	RBI	BB	SO	LOB	TOP
4 Omar Infante, R OBP: 0.374, SLG: 0.441	G5-3		F9		F8				G4-3	4	0	0	0	1	0	0	
22 Jason Heyward, L OBP: 0.391, SLG: 0.474	K									4	0	2	0	1	2	0	
Martin Prado, R OBP: 0.354, SLG: 0.477	F9		L6						F9	5	0	0	0	0	0	5	
27 Derrek Lee, R OBP: 0.335, SLG: 0.410		HBP 2 8 SF8 23 1B			F8					3	1	2	0	1	0	1	
23 Matt Diaz, R OBP: 0.284, SLG: 0.438										4	0	2	0	0	0	1	
2 Alex Gonzalez, R OBP: 0.309, SLG: 0.472										3	0	1	0	0	0	2	
8 David Ross, R OBP: 0.381, SLG: 0.456										2	0	0	1	0	2	0	
16 Brian McCann, L OBP: 0.388, SLG: 0.486										1	0	0	0	0	0	2	
13 Nate McLouth, L OBP: 0.278, SLG: 0.262										4	0	1	0	0	0	4	
48 Tommy Hanson, R OBP: 0.113, SLG: 0.115										2	0	0	0	0	0	2	
5 Freddie Freeman, L OBP: 0.125, SLG: 0.125										1	0	0	0	0	0	1	
43 Kyle Farnsworth, R OBP: 0.338, SLG: 0.449										0	0	0	0	0	0	0	
20 Eric Hinske, L OBP: 0.338, SLG: 0.449										1	0	0	0	0	0	0	
Inning Stats	R: 0 E: 0 K: 1 S: 6	H: 0 LOB: 0 BB: 0 P: 11	R: 1 E: 0 K: 0 S: 13	H: 2 LOB: 2 BB: 0 P: 24	R: 0 E: 0 K: 0 S: 13	H: 1 LOB: 1 BB: 0 P: 21	R: 0 E: 0 K: 1 S: 10	H: 0 LOB: 0 BB: 0 P: 17	R: 0 E: 0 K: 1 S: 14	H: 2 LOB: 2 BB: 0 P: 23	R: 0 E: 0 K: 1 S: 16	H: 1 LOB: 3 BB: 2 P: 30	R: 0 E: 0 K: 0 S: 13	H: 1 LOB: 1 BB: 0 P: 17	1B: 8 2B: 0 3B: 0 HR: 0	SF: 1 SAC: 0 DP: 0 HBP: 1	WP: 0 PA: 39 PB: 0 SB: 1 CS: 0
PITCHER	IP WLS BF H R ER SO BB IBB HBP BLK WP HR S P ERA WHIP	IP WLS BF H R ER SO BB IBB HBP BLK WP HR S P ERA WHIP	IP WLS BF H R ER SO BB IBB HBP BLK WP HR S P ERA WHIP	IP WLS BF H R ER SO BB IBB HBP BLK WP HR S P ERA WHIP	IP WLS BF H R ER SO BB IBB HBP BLK WP HR S P ERA WHIP	IP WLS BF H R ER SO BB IBB HBP BLK WP HR S P ERA WHIP	IP WLS BF H R ER SO BB IBB HBP BLK WP HR S P ERA WHIP	IP WLS BF H R ER SO BB IBB HBP BLK WP HR S P ERA WHIP	IP WLS BF H R ER SO BB IBB HBP BLK WP HR S P ERA WHIP	IP WLS BF H R ER SO BB IBB HBP BLK WP HR S P ERA WHIP	IP WLS BF H R ER SO BB IBB HBP BLK WP HR S P ERA WHIP	IP WLS BF H R ER SO BB IBB HBP BLK WP HR S P ERA WHIP	IP WLS BF H R ER SO BB IBB HBP BLK WP HR S P ERA WHIP	IP WLS BF H R ER SO BB IBB HBP BLK WP HR S P ERA WHIP	IP WLS BF H R ER SO BB IBB HBP BLK WP HR S P ERA WHIP	IP WLS BF H R ER SO BB IBB HBP BLK WP HR S P ERA WHIP	IP WLS BF H R ER SO BB IBB HBP BLK WP HR S P ERA WHIP

Atlanta Braves @ Pittsburgh Pirates
PNC Park, Pittsburgh, PA
Mon Sep 06 2010, 1:36 PM - 4:17 PM EDT
Att: 15,330 - Partly Cloudy - 77 F

AB 34
R 1
H 8
RBI 1
BB 3
SO 4
LOB 18



Batter	1	2	3	4	5	6	7	8	9	AB	R	H	RBI	BB	SO	LOB	BOTTOM		
22 Andrew McCutchen, R OBP: 0.351, SLG: 0.432	B2-3 31 E 31 S G6-3 BB				P4				G6-3	3	1	0	0	1	0	0			
31 Jose Tabata, R OBP: 0.381, SLG: 0.416	G6-3								G1-3	4	1	1	1	0	1	0			
18 Neil Walker, S OBP: 0.354, SLG: 0.495	G6-3								G1-3	4	1	1	2	0	1	0			
46 Garrett Jones, L OBP: 0.305, SLG: 0.413	P5									3	0	0	0	0	1	0			
24 Pedro Alvarez, L OBP: 0.316, SLG: 0.415										3	0	1	0	0	0	0			
41 Ryan Doumit, S OBP: 0.335, SLG: 0.424										2	0	1	0	1	0	0			
24 Delwyn Young, S OBP: 0.286, SLG: 0.413										3	0	0	0	0	1	3			
5 Ronny Cedeno, R OBP: 0.291, SLG: 0.372										3	0	0	0	0	0	1			
71 Brian Bures, L OBP: 0.176, SLG: 0.294										2	0	0	0	0	1	0			
30 Chris Resop, R ERA: 3.88										0	0	0	0	0	0	0			
14 John Bowker, L OBP: 0.240, SLG: 0.330										1	0	0	0	0	0	0			
47 Evan Meek, R OBP: 1.000, SLG: 1.000										0	0	0	0	0	0	0			
Joel Hanrahan, R ERA: 3.17										0	0	0	0	0	0	0			
Inning Stats	R: 1 E: 0 K: 0 S: 8	H: 0 LOB: 0 BB: 1 P: 16	R: 0 E: 0 K: 0 S: 11	H: 1 LOB: 1 BB: 0 P: 19	R: 0 E: 0 K: 1 S: 9	H: 0 LOB: 0 BB: 0 P: 11	R: 0 E: 0 K: 1 S: 14	H: 1 LOB: 2 BB: 1 P: 21	R: 0 E: 0 K: 1 S: 7	H: 0 LOB: 0 BB: 0 P: 10	R: 2 E: 0 K: 1 S: 10	H: 2 LOB: 0 BB: 0 P: 15	R: 0 E: 0 K: 1 S: 7	H: 0 LOB: 0 BB: 0 P: 10	R: 0 E: 0 K: 0 S: 6	H: 0 LOB: 0 BB: 0 P: 7	1B: 2 2B: 1 3B: 0 HR: 1	SF: 0 SAC: 0 DP: 0 HBP: 0	WP: 0 PA: 30 PB: 0 SB: 1 CS: 0
PITCHER	IP WLS BF H R ER SO BB IBB HBP BLK WP HR S P ERA WHIP	IP WLS BF H R ER SO BB IBB HBP BLK WP HR S P ERA WHIP	IP WLS BF H R ER SO BB IBB HBP BLK WP HR S P ERA WHIP	IP WLS BF H R ER SO BB IBB HBP BLK WP HR S P ERA WHIP	IP WLS BF H R ER SO BB IBB HBP BLK WP HR S P ERA WHIP	IP WLS BF H R ER SO BB IBB HBP BLK WP HR S P ERA WHIP	IP WLS BF H R ER SO BB IBB HBP BLK WP HR S P ERA WHIP	IP WLS BF H R ER SO BB IBB HBP BLK WP HR S P ERA WHIP	IP WLS BF H R ER SO BB IBB HBP BLK WP HR S P ERA WHIP	IP WLS BF H R ER SO BB IBB HBP BLK WP HR S P ERA WHIP	IP WLS BF H R ER SO BB IBB HBP BLK WP HR S P ERA WHIP	IP WLS BF H R ER SO BB IBB HBP BLK WP HR S P ERA WHIP	IP WLS BF H R ER SO BB IBB HBP BLK WP HR S P ERA WHIP	IP WLS BF H R ER SO BB IBB HBP BLK WP HR S P ERA WHIP	IP WLS BF H R ER SO BB IBB HBP BLK WP HR S P ERA WHIP	IP WLS BF H R ER SO BB IBB HBP BLK WP HR S P ERA WHIP	IP WLS BF H R ER SO BB IBB HBP BLK WP HR S P ERA WHIP		

Atlanta Braves @ Pittsburgh Pirates
PNC Park, Pittsburgh, PA
Mon Sep 06 2010, 1:36 PM - 4:17 PM EDT
Att: 15,330 - Partly Cloudy - 77 F

AB 28
R 3
H 4
RBI 3
BB 2
SO 5
LOB 4




Batter	1	2	3	4	5	6	7	8	9	AB	R	H	RBI	BB	SO	LOB	TOP										
4 Omar Infante, R OBP: 0.375, SLG: 0.440										3	0	1	0	1	0	0	Atlanta Braves @ Pittsburgh Pirates PNC Park, Pittsburgh, PA Tue Sep 07 2010, 7:06 PM - 10:13 PM EDT Att: 11,070 - Partly Cloudy - 86 F										
22 Jason Heyward, L OBP: 0.392, SLG: 0.474										4	0	2	0	0	0	1											
Martin Prado, R OBP: 0.354, SLG: 0.477										4	0	1	0	0	1	2											
16 Brian McCann, L OBP: 0.389, SLG: 0.484										2	0	0	0	2	0	2											
27 Derrek Lee, R OBP: 0.332, SLG: 0.406										4	0	0	0	0	1	4											
53 Melky Cabrera, S OBP: 0.324, SLG: 0.368										4	0	1	0	0	1	1											
2 Alex Gonzalez, R OBP: 0.307, SLG: 0.469										3	0	0	0	0	0	1											
28 Rick Ankiel, L OBP: 0.314, SLG: 0.390										2	0	0	0	1	2	0											
15 Tim Hudson, R OBP: 0.209, SLG: 0.269										2	0	0	0	0	1	2											
58 Peter Moylan, R ERA: 2.05										0	0	0	0	0	0	0											
34 Eric O'Flaherty, L ERA: 3.56										0	0	0	0	0	0	0											
20 Eric Hinske, L OBP: 0.334, SLG: 0.447										0	0	0	0	0	0	0											
38 Mike Dunn, L ERA: 3.56										0	0	0	0	0	0	0											
Inning Stats	R: 0 E: 0 K: 0 S: 11	H: 1 LOB: 1 BB: 0 P: 16	R: 0 E: 0 K: 0 S: 6	H: 0 LOB: 0 BB: 0 P: 11	R: 0 E: 0 K: 2 S: 8	H: 0 LOB: 0 BB: 1 P: 15	R: 0 E: 0 K: 0 S: 5	H: 1 LOB: 0 BB: 0 P: 7	R: 0 E: 0 K: 0 S: 13	H: 2 LOB: 2 BB: 1 P: 23	R: 0 E: 0 K: 1 S: 9	H: 0 LOB: 0 BB: 0 P: 15	R: 0 E: 0 K: 0 S: 6	H: 0 LOB: 1 BB: 1 P: 10	R: 0 E: 0 K: 3 S: 14	H: 0 LOB: 1 BB: 1 P: 21	1B: 3 2B: 3 3B: 0 HR: 0	SF: 0 SAC: 0 DP: 2 HBP: 0	WP: 0 PB: 0 SB: 0 CS: 1	PA: 34							
PITCHER	IP	WLS	BF	H	R	ER	SO	BB	IBB	HBP	BLK	WP	HR	S	P	ERA	WHIP										
53 James McDonald, R ERA: 4.81	7.0	W	26	5	0	0	3	1	2	0	0	0	0	65	108	0.00	0.857										
47 Evan Meek, R ERA: 2.05	1.0		3	0	0	0	0	0	0	0	0	0	0	6	10	0.00	0.000										
Joel Hanrahan, R ERA: 3.56	1.0		4	0	0	0	3	1	0	0	0	0	0	14	21	0.00	1.000										


AB	29
R	0
H	5
RBI	0
BB	4
SO	6
LOB	13



Batter	1	2	3	4	5	6	7	8	9	AB	R	H	RBI	BB	SO	LOB	BOTTOM										
22 Andrew McCutchen, R OBP: 0.350, SLG: 0.432										4	0	1	0	0	0	0	Atlanta Braves @ Pittsburgh Pirates PNC Park, Pittsburgh, PA Tue Sep 07 2010, 7:06 PM - 10:13 PM EDT Att: 11,070 - Partly Cloudy - 86 F										
31 Jose Tabata, R OBP: 0.357, SLG: 0.411										4	0	0	0	0	1	1											
18 Neil Walker, S OBP: 0.353, SLG: 0.496										4	0	1	0	0	1	0											
46 Garrett Jones, L OBP: 0.306, SLG: 0.416										4	1	2	0	0	2	1											
24 Pedro Alvarez, L OBP: 0.315, SLG: 0.416										4	1	1	1	0	1	2											
41 Ryan Doumit, S OBP: 0.338, SLG: 0.424										2	1	1	0	1	0	0											
5 Ronny Cedeno, R OBP: 0.291, SLG: 0.377										3	1	1	2	0	0	1											
19 Chris Snyder, R OBP: 0.323, SLG: 0.386										3	0	0	0	0	2	1											
53 James McDonald, L ERA: 2.41										2	0	0	0	0	1	0											
24 Delwyn Young, S OBP: 0.290, SLG: 0.433										1	1	1	2	0	0	0											
47 Evan Meek, R OBP: 1.000, SLG: 1.000										0	0	0	0	0	0	0											
Joel Hanrahan, R ERA: 3.56										0	0	0	0	0	0	0											
Inning Stats	R: 0 E: 0 K: 0 S: 10	H: 0 LOB: 0 BB: 0 P: 14	R: 0 E: 0 K: 1 S: 7	H: 0 LOB: 0 BB: 0 P: 10	R: 0 E: 0 K: 1 S: 6	H: 0 LOB: 0 BB: 0 P: 9	R: 0 E: 0 K: 0 S: 6	H: 0 LOB: 0 BB: 0 P: 9	R: 0 E: 0 K: 1 S: 12	H: 1 LOB: 1 BB: 0 P: 17	R: 5 E: 0 K: 2 S: 19	H: 4 LOB: 0 BB: 1 P: 32	R: 0 E: 0 K: 3 S: 14	H: 1 LOB: 1 BB: 0 P: 18	1B: 2 2B: 4 3B: 1 HR: 1	SF: 0 SAC: 0 DP: 1 HBP: 0	WP: 0 PB: 0 SB: 0 CS: 0	PA: 32									
PITCHER	IP	WLS	BF	H	R	ER	SO	BB	IBB	HBP	BLK	WP	HR	S	P	ERA	WHIP										
15 Tim Hudson, R ERA: 2.41	6.1	L	25	6	4	4	4	0	0	0	0	0	0	3	4	0.00	0.947										
58 Peter Moylan, R ERA: 3.15	0.1		1	0	0	0	1	0	0	0	0	0	0	3	4	0.00	0.000										
34 Eric O'Flaherty, L ERA: 2.48	0.1		2	1	1	1	0	0	0	0	0	0	1	6	9	27.00	3.000										
38 Mike Dunn, L ERA: 3.56	1.0		4	1	0	0	3	0	0	0	0	0	0	14	18	0.00	1.000										



Batter	1	2	3	4	5	6	7	8	9	AB	R	H	RBI	BB	SO	LOB	TOP						
27 Tyler Greene, R OBP: 0.322, SLG: 0.354 (1,4)	F9		G5-3	P3			E5 5 WP 7 1B 44 G5-3		P4	5	1	0	0	0	0	2	St. Louis Cardinals @ Atlanta Braves Turner Field, Atlanta, GA Fri Sep 10 2010, 7:35 PM - 10:40 PM EDT Att: 40,656 - Partly Cloudy - 90 F livebaseballscores.com AB 37 R 6 H 10 RBI 5 BB 2 SO 9 LOB 15 						
19 Jon Jay, L OBP: 0.374, SLG: 0.464 (1,9)	K					F8			K	3	1	1	0	0	1	0							
44 Randy Winn, S OBP: 0.319, SLG: 0.372 (7,PH)	K		7 HR 1B						K	1	0	0	0	0	0	2							
34 Nick Stavinoha, R OBP: 0.275, SLG: 0.317 (9,PH)	K								K	1	0	0	0	0	1	0							
5 Albert Pujols, R OBP: 0.403, SLG: 0.590 (1,3)	F9		F7			K			F9	4	0	0	0	1	1	1							
7 Matt Holliday, R OBP: 0.377, SLG: 0.538 (1,7)			29 1B 77 1B 1B			F7				4	2	3	3	0	0	0							
28 Colby Rasmus, L OBP: 0.359, SLG: 0.510 (1,8)	F9								K	3	0	0	0	1	2	3							
4 Yadier Molina, R OBP: 0.319, SLG: 0.332 (1,2)	F8								G5-3	4	0	1	0	0	1	3							
77 Pedro Feliz, R OBP: 0.243, SLG: 0.305 (8,PH)			F8						K	3	0	1	0	0	1	1							
55 Skip Schumaker, L OBP: 0.334, SLG: 0.356 (8,4)			29 1B 1B						K	1	0	0	0	0	1	0							
29 Chris Carpenter, R OBP: 0.152, SLG: 0.172 (1,1)									G3-1	3	1	2	2	0	1	1							
41 Mitchell Boggs, R OBP: 0.500, SLG: 0.500 (7,1)										0	0	0	0	0	0	0							
46 Kyle McClellan, R OBP: 0.318, SLG: 0.381 (8,PH)										1	0	0	0	0	0	0							
16 Bryan Anderson, L OBP: 0.331, SLG: 0.336 (8,1)										0	0	0	0	0	0	0							
30 Jason Motte, R OBP: 0.331, SLG: 0.336 (8,5)										3	1	2	0	0	0	2							
13 Brendan Ryan, R OBP: 0.279, SLG: 0.295 (8,PH)										1	0	0	0	0	0	0							
12 Aaron Miles, S OBP: 0.331, SLG: 0.336 (8,5)										1	0	0	0	0	0	0							
Inning Stats	R: 0 E: 0 K: 1 S: 7	H: 0 LOB: 0 BB: 0 P: 12	R: 1 E: 0 K: 0 S: 15	H: 3 LOB: 2 BB: 0 P: 22	R: 2 E: 0 K: 1 S: 12	H: 2 LOB: 0 BB: 0 P: 21	R: 1 E: 0 K: 1 S: 15	H: 2 LOB: 1 BB: 0 P: 22	R: 0 E: 0 K: 1 S: 11	H: 0 LOB: 0 BB: 0 P: 17	R: 0 E: 0 K: 2 S: 12	H: 1 LOB: 1 BB: 1 P: 18	R: 2 E: 1 K: 1 S: 15	H: 2 LOB: 2 BB: 1 P: 25	R: 0 E: 0 K: 1 S: 8	H: 0 LOB: 0 BB: 0 P: 12		R: 0 E: 0 K: 1 S: 5	H: 0 LOB: 0 BB: 0 P: 7	1B: 8 2B: 0 3B: 0 HR: 2	SF: 0 SAC: 0 DP: 0 HBP: 0	WP: 1 PB: 0 SB: 0 CS: 1	PA: 39
PITCHER	IP WLS BF H R ER SO BB IBB HBP BLK WP HR S P ERA WHIP																						
56 Mike Minor, L ERA: 5.83 (1,1)	5.0	W 23	7	4	4	4	1	0	0	0	0	0	0	0	2	61	99	7.20	1.600				
58 Peter Moylan, R ERA: 3.09 (6,1)	1.0	W 3	1	0	0	2	0	0	0	0	0	0	0	0	11	13	0.00	1.000					
39 Jonny Venters, L ERA: 1.87 (7,1)	1.0	W 7	2	2	1	1	1	0	0	0	0	1	0	15	25	9.00	3.000						
40 Takashi Saito, R ERA: 2.65 (8,1)	1.0	H 3	0	0	0	1	0	0	0	0	0	0	0	8	12	0.00	0.000						
13 Billy Wagner, L ERA: 1.53 (9,1)	1.0	S 3	0	0	0	1	0	0	0	0	0	0	0	5	7	0.00	0.000						

Batter	1	2	3	4	5	6	7	8	9	AB	R	H	RBI	BB	SO	LOB	BOTTOM						
4 Omar Infante, R OBP: 0.375, SLG: 0.438 (1,4)	G4-3		F7				G5-3			4	1	1	0	0	0	0	St. Louis Cardinals @ Atlanta Braves Turner Field, Atlanta, GA Fri Sep 10 2010, 7:35 PM - 10:40 PM EDT Att: 40,656 - Partly Cloudy - 90 F livebaseballscores.com AB 31 R 8 H 11 RBI 7 BB 1 SO 5 LOB 6 						
22 Jason Heyward, L OBP: 0.394, SLG: 0.471 (1,9)	K					G3				3	1	1	1	1	1	0							
Martin Prado, R OBP: 0.358, SLG: 0.481 (1,5)	K					16 1B 2B			L8	4	2	2	1	0	1	1							
16 Brian McCann, L OBP: 0.384, SLG: 0.474 (1,2)	F9					27 1B G4-6-3			G1-3	3	1	1	2	0	0	1							
27 Derrek Lee, R OBP: 0.338, SLG: 0.414 (1,3)	F8					G4-6-3				4	1	2	1	0	0	1							
28 Rick Ankiel, L OBP: 0.312, SLG: 0.388 (8,PR)	F8									0	0	0	0	0	0	0							
13 Nate McLouth, L OBP: 0.284, SLG: 0.285 (1,8)										3	1	1	1	0	0	1							
13 Billy Wagner, L OBP: 0.331, SLG: 0.336 (9,1)										0	0	0	0	0	0	0							
2 Alex Gonzalez, R OBP: 0.308, SLG: 0.466 (1,6)	F9									4	0	1	0	0	2	1							
53 Melky Cabrera, S OBP: 0.323, SLG: 0.365 (1,7)			F7							3	0	1	1	0	0	0							
56 Mike Minor, R ERA: 5.83 (1,1)	5.0	L 23	7	4	4	4	1	0	0	0	0	0	0	0	2	61		99	7.20	1.600			
58 Peter Moylan, R ERA: 3.09 (6,1)	1.0	W 3	1	0	0	2	0	0	0	0	0	0	0	0	11	13		0.00	1.000				
7 Brooks Conrad, S OBP: 0.325, SLG: 0.466 (8,PH)	1.0	W 7	2	2	1	1	1	0	0	0	0	0	0	15	25	9.00		3.000					
39 Jonny Venters, L ERA: 1.87 (7,1)	1.0	H 3	0	0	0	1	0	0	0	0	0	0	0	8	12	0.00		0.000					
40 Takashi Saito, L ERA: 2.65 (8,1)	1.0	S 3	0	0	0	1	0	0	0	0	0	0	0	5	7	0.00		0.000					
5 Freddie Freeman, L OBP: 0.308, SLG: 0.365 (9,3)										1	0	0	0	0	0	0							
Inning Stats	R: 0 E: 0 K: 2 S: 8	H: 0 LOB: 0 BB: 0 P: 12	R: 1 E: 0 K: 0 S: 10	H: 1 LOB: 0 BB: 0 P: 14	R: 0 E: 0 K: 1 S: 7	H: 0 LOB: 0 BB: 0 P: 8	R: 1 E: 0 K: 0 S: 10	H: 2 LOB: 0 BB: 0 P: 17	R: 0 E: 0 K: 1 S: 6	H: 0 LOB: 0 BB: 0 P: 10	R: 6 E: 1 K: 0 S: 23	H: 6 LOB: 1 BB: 0 P: 37	R: 0 E: 0 K: 0 S: 9	H: 0 LOB: 1 BB: 1 P: 17	R: 0 E: 0 K: 1 S: 14	H: 2 LOB: 2 BB: 0 P: 20		R: 0 E: 0 K: 1 S: 8	H: 0 LOB: 0 BB: 0 P: 7	1B: 8 2B: 2 3B: 0 HR: 1	SF: 2 SAC: 1 DP: 1 HBP: 0	WP: 0 PB: 0 SB: 0 CS: 0	PA: 35
PITCHER	IP WLS BF H R ER SO BB IBB HBP BLK WP HR S P ERA WHIP																						
29 Chris Carpenter, R ERA: 3.09 (1,1)	5.0	L 23	7	4	4	4	1	0	0	0	0	0	0	0	2	61		99	7.20	1.600			
41 Mitchell Boggs, R ERA: 3.54 (6,1)	1.0	W 4	1	0	0	0	0	0	0	0	0	0	0	11	19	0.00	1.000						
46 Kyle McClellan, R ERA: 2.1 (7,1)	1.0	W 4	0	0	0	0	1	0	0	0	0	0	0	9	17	0.00	1.000						
30 Jason Motte, R ERA: 2.51 (8,1)	1.0	W 4	2	0	0	1	0	0	0	0	0	0	0	14	20	0.00	2.000						

Batter	1	2	3	4	5	6	7	8	9	10	11	12	AB	R	H	RBI	BB	SO	LOB	TOP
55 Skip Schumaker, L 27 Tyler Greene, R 31 Ryan Franklin, R 44 Randy Winn, S 46 Kyle McClellan, R 12 Aaron Miles, S	G6-3		F7			1B		HBP		G3-1			3	1	1	0	0	0	1	
19 Jon Jay, L 77 Pedro Felix, R	K		G4-3			F7		FC5		F8			3	0	0	0	0	1	3	
5 Albert Pujols, R	G5-3		G5-3			2B		FC6-4		F9			5	0	1	3	0	0	2	
7 Matt Holliday, R			F9			G5-3		FC4-6					5	0	1	0	0	1	3	
28 Colby Rasmus, L	K					P6		BB		L9			4	0	0	0	1	1		
3 Felipe Lopez, S			F7					SH1-4		G4-3			4	0	1	0	0	1	1	
4 Yadier Molina, R	G1-3		G3			G1-3		F9					5	0	0	0	0	1	2	
35 Jake Westbrook, R 36 Dennys Reyes, L 30 Jason Motte, R 34 Nick Swishunga, R 41 Mitchell Boggs, R	K		G5-3					K		F9			2	0	0	0	0	1	0	
13 Brendan Ryan, R						1B		FC1-4		G3			5	2	2	0	0	1	1	
Inning Stats	R: 0 E: 0 K: 1	H: 0 LOB: 0 BB: 17	R: 0 E: 0 K: 1	H: 1 LOB: 1 BB: 0 P: 15	R: 0 E: 1 K: 1	H: 1 LOB: 1 BB: 0 P: 15	R: 0 E: 0 K: 0	H: 0 LOB: 0 BB: 12	R: 0 E: 0 K: 1	H: 3 LOB: 0 BB: 15	R: 0 E: 0 K: 1	H: 0 LOB: 0 BB: 0 P: 12	R: 0 E: 0 K: 0	H: 0 LOB: 0 BB: 9	R: 0 E: 0 K: 2	H: 0 LOB: 0 BB: 15	1B: 6 2B: 1 3B: 0 HR: 0	SF: 0 SAC: 1 DP: 0 HBP: 1	WP: 0 PB: 0 SB: 0 CS: 1	PA: 45
PITCHER	IP 7.0	WLS 0	BF 25	H 2	R 2	ER 0	SO 5	BB 0	IBB 0	HBP 0	BLK 0	WP 0	HR 0	S 60	P 94	ERA 0.00	WHIP 3.000			
48 Tommy Hanson, R	1.0	W	3	0	0	0	2	0	0	0	0	0	0	0	12	15	0.00	0.000		
43 Kyle Farnsworth, R	1.0	W	3	0	0	0	2	0	0	0	0	0	0	0	12	15	0.00	0.000		

St. Louis Cardinals @ Atlanta Braves
Turner Field, Atlanta, GA
Sat Sep 11 2010, 4:12 PM - 8:11 PM EDT
Att. 51,078 - Partly Cloudy - 93 F

AB 42
R 3
H 7
RBI 3
BB 1
SO 8
LOB 17



Batter	1	2	3	4	5	6	7	8	9	10	11	12	AB	R	H	RBI	BB	SO	LOB	BOTTOM
4 Omar Infante, R	F8							K					5	0	2	0	1	2	1	
22 Jason Heyward, L	K							FC3-6					4	1	1	1	2	1	2	
Martin Prado, R	1B							G1-3		L4			5	2	2	0	1	0	1	
16 Brian McCann, L	1B							K		K			6	0	2	0	0	3	3	
27 Derrek Lee, R 28 Rick Ankiel, L	BB							G1-4-3		G3-1			3	0	1	0	1	0	2	
13 Matt Kemp, L 99 Jason Heyward, L 89 Peter Moylan, R 13 Jason Motte, L 40 Kyle McClellan, R 20 Clint Kershaw, L	BB							2B					2	0	0	1	2	0	0	
2 Alex Gonzalez, R	K							IBB		F7			6	1	1	3	0	2	6	
53 Melky Cabrera, S	G3-1							G6-3		G4-3			5	0	0	0	0	0	0	
48 Tommy Hanson, R 5 Freddie Freeman, L	G4-3							K		F8			3	0	0	0	0	1	0	
Inning Stats	R: 1 E: 0 K: 2 S: 17	H: 2 LOB: 3 BB: 30	R: 0 E: 0 K: 13	H: 1 LOB: 3 BB: 25	R: 0 E: 0 K: 0	H: 0 LOB: 0 BB: 11	R: 0 E: 0 K: 0	H: 0 LOB: 1 BB: 12	R: 1 E: 0 K: 2 S: 14	H: 2 LOB: 2 BB: 25	R: 0 E: 0 K: 2 S: 14	H: 0 LOB: 0 BB: 18	R: 0 E: 0 K: 1 S: 11	H: 0 LOB: 0 BB: 9	R: 0 E: 0 K: 1 S: 9	H: 0 LOB: 1 BB: 17	1B: 7 2B: 1 3B: 1 HR: 2	SF: 0 SAC: 0 DP: 1 HBP: 0	WP: 1 PB: 0 SB: 0 CS: 1	PA: 53
PITCHER	IP 6.0	WLS 28	BF 28	H 7	R 2	ER 2	SO 3	BB 5	IBB 0	HBP 0	BLK 0	WP 1	HR 0	S 64	P 105	ERA 3.00	WHIP 2.000			
41 Mitchell Boggs, R	0.1	L	4	2	3	3	1	1	0	0	0	0	0	1	8	13	13.50	1.500		
35 Jake Westbrook, R	7.1	0.1	3	1	0	0	1	0	0	0	0	0	0	6	12	0.00	3.000			
36 Dennys Reyes, L	7.1	0.2	3	1	0	0	1	0	0	0	0	0	0	6	12	0.00	3.000			
30 Jason Motte, R	7.1	0.1	3	1	0	0	1	0	0	0	0	0	0	6	12	0.00	3.000			
31 Ryan Franklin, R	8.1	2.0	7	0	0	0	3	0	0	0	0	0	0	25	37	0.00	0.000			
46 Kyle McClellan, R	10.1	2.0	7	0	0	0	1	1	0	0	0	0	0	15	26	0.00	0.500			

St. Louis Cardinals @ Atlanta Braves
Turner Field, Atlanta, GA
Sat Sep 11 2010, 4:12 PM - 8:11 PM EDT
Att. 51,078 - Partly Cloudy - 93 F

AB 44
R 6
H 11
RBI 6
BB 8
SO 10
LOB 15



Batter	1	2	3	4	5	6	7	8	9	AB	R	H	RBI	BB	SO	LOB	TOP						
8 Danny Espinosa, S OBP: 0.333, SLG: 0.647										4	0	1	0	0	1	2							
6 Ian Desmond, R OBP: 0.316, SLG: 0.410										4	0	0	0	0	4	1							
2 Roger Bernadina, L OBP: 0.313, SLG: 0.404 12 Alberto Gonzalez, R OBP: 0.311, SLG: 0.343										3	0	0	0	0	2	0							
										1	0	0	0	0	1	0							
11 Ryan Zimmerman, R OBP: 0.387, SLG: 0.512										4	0	2	0	0	2	0							
44 Adam Dunn, L OBP: 0.358, SLG: 0.543										3	0	0	0	0	1	2							
38 Michael Morse, R OBP: 0.343, SLG: 0.502 48 Ross Detwiler, R OBP: 0.292, SLG: 0.435										3	0	0	0	0	2	0							
										0	0	0	0	0	0	0							
1 Nyjer Morgan, L OBP: 0.319, SLG: 0.321										3	0	2	0	0	0	0							
3 Wilson Ramos, R OBP: 0.292, SLG: 0.435										3	0	0	0	0	1	2							
29 Yunesky Maya, R OBP: 0.500, SLG: 0.500 22 Willie Harris, L OBP: 0.288, SLG: 0.359										2	0	1	0	0	1	1							
										1	0	0	0	0	0	1							
Inning Stats	R: 0 E: 0 K: 2 S: 9	H: 1 LOB: 0 BB: 0 P: 15	R: 0 E: 0 K: 2 S: 8	H: 0 LOB: 0 BB: 0 P: 11	R: 0 E: 0 K: 0 S: 7	H: 1 LOB: 1 BB: 0 P: 14	R: 0 E: 0 K: 2 S: 8	H: 1 LOB: 1 BB: 0 P: 12	R: 0 E: 0 K: 1 S: 9	H: 0 LOB: 0 BB: 0 P: 15	R: 0 E: 0 K: 2 S: 8	H: 0 LOB: 0 BB: 0 P: 12	R: 0 E: 0 K: 1 S: 8	H: 1 LOB: 1 BB: 0 P: 13	R: 0 E: 0 K: 3 S: 10	H: 0 LOB: 0 BB: 0 P: 12	1B: 5 2B: 2 3B: 0 HR: 0	SF: 0 SAC: 0 DP: 2 HBP: 0	WP: 0 PB: 0 SB: 0 CS: 1	PA: 31			
PITCHER	IP: 8.0 WLS: W BF: 28 ERA: 4.22	IP: 1.0 WLS: 3 BF: 0 ERA: 1.45	IP: 0.0 WLS: 0 BF: 0 ERA: 0.00	IP: 0.0 WLS: 0 BF: 0 ERA: 0.00	IP: 0.0 WLS: 0 BF: 0 ERA: 0.00	IP: 0.0 WLS: 0 BF: 0 ERA: 0.00	IP: 0.0 WLS: 0 BF: 0 ERA: 0.00	IP: 0.0 WLS: 0 BF: 0 ERA: 0.00	IP: 0.0 WLS: 0 BF: 0 ERA: 0.00	IP: 0.0 WLS: 0 BF: 0 ERA: 0.00	IP: 0.0 WLS: 0 BF: 0 ERA: 0.00	IP: 0.0 WLS: 0 BF: 0 ERA: 0.00	IP: 0.0 WLS: 0 BF: 0 ERA: 0.00	IP: 0.0 WLS: 0 BF: 0 ERA: 0.00	IP: 0.0 WLS: 0 BF: 0 ERA: 0.00	IP: 0.0 WLS: 0 BF: 0 ERA: 0.00	IP: 0.0 WLS: 0 BF: 0 ERA: 0.00	IP: 0.0 WLS: 0 BF: 0 ERA: 0.00	IP: 0.0 WLS: 0 BF: 0 ERA: 0.00	IP: 0.0 WLS: 0 BF: 0 ERA: 0.00	IP: 0.0 WLS: 0 BF: 0 ERA: 0.00	IP: 0.0 WLS: 0 BF: 0 ERA: 0.00	IP: 0.0 WLS: 0 BF: 0 ERA: 0.00

Washington Nationals @ Atlanta Braves
Turner Field, Atlanta, GA
Mon Sep 13 2010, 7:11 PM - 9:23 PM EDT
Att: 18,647 - Clear - 81 F

AB 31
R 0
H 6
RBI 0
BB 0
SO 15
LOB 9

Batter	1	2	3	4	5	6	7	8	9	AB	R	H	RBI	BB	SO	LOB	BOTTOM					
4 Omar Infante, R OBP: 0.379, SLG: 0.438										4	0	2	1	0	0	0						
22 Jason Heyward, L OBP: 0.400, SLG: 0.479										2	0	0	0	1	0	2						
Martin Prado, R OBP: 0.356, SLG: 0.474										4	0	0	0	0	2	5						
16 Brian McCann, L OBP: 0.381, SLG: 0.467										3	1	0	0	1	0	1						
27 Derrek Lee, R OBP: 0.336, SLG: 0.411										3	1	0	0	1	0	1						
13 Nate McLouth, L OBP: 0.295, SLG: 0.324										4	1	1	1	0	0	1						
2 Alex Gonzalez, R OBP: 0.309, SLG: 0.471										4	0	1	0	0	0	2						
23 Matt Diaz, R OBP: 0.284, SLG: 0.442 28 Rick Ankiel, L OBP: 0.314, SLG: 0.386										3	1	1	1	0	0	1						
										0	0	0	0	0	0	0						
32 Derek Lowe, R OBP: 0.208, SLG: 0.167 13 Billy Wagner, L OBP: 0.265										2	0	0	0	1	1	1						
										0	0	0	0	0	0	0						
Inning Stats	R: 0 E: 0 K: 0 S: 10	H: 0 LOB: 0 BB: 0 P: 13	R: 4 E: 0 K: 2 S: 19	H: 3 LOB: 2 BB: 2 P: 36	R: 0 E: 1 K: 0 S: 6	H: 0 LOB: 1 BB: 0 P: 10	R: 0 E: 0 K: 0 S: 11	H: 1 LOB: 2 BB: 1 P: 18	R: 0 E: 0 K: 0 S: 6	H: 0 LOB: 0 BB: 0 P: 7	R: 0 E: 0 K: 0 S: 6	H: 1 LOB: 0 BB: 0 P: 6	R: 0 E: 0 K: 1 S: 9	H: 0 LOB: 1 BB: 1 P: 19	R: 0 E: 0 K: 0 S: 6	H: 0 LOB: 0 BB: 0 P: 8	1B: 3 2B: 1 3B: 1 HR: 0	SF: 0 SAC: 0 DP: 1 HBP: 1	WP: 0 PB: 0 SB: 0 CS: 0	PA: 34		
PITCHER	IP: 6.0 WLS: L BF: 27 ERA: 6.55	IP: 2.0 WLS: 7 BF: 0 ERA: 2.65	IP: 0.0 WLS: 0 BF: 0 ERA: 0.00	IP: 0.0 WLS: 0 BF: 0 ERA: 0.00	IP: 0.0 WLS: 0 BF: 0 ERA: 0.00	IP: 0.0 WLS: 0 BF: 0 ERA: 0.00	IP: 0.0 WLS: 0 BF: 0 ERA: 0.00	IP: 0.0 WLS: 0 BF: 0 ERA: 0.00	IP: 0.0 WLS: 0 BF: 0 ERA: 0.00	IP: 0.0 WLS: 0 BF: 0 ERA: 0.00	IP: 0.0 WLS: 0 BF: 0 ERA: 0.00	IP: 0.0 WLS: 0 BF: 0 ERA: 0.00	IP: 0.0 WLS: 0 BF: 0 ERA: 0.00	IP: 0.0 WLS: 0 BF: 0 ERA: 0.00	IP: 0.0 WLS: 0 BF: 0 ERA: 0.00	IP: 0.0 WLS: 0 BF: 0 ERA: 0.00	IP: 0.0 WLS: 0 BF: 0 ERA: 0.00	IP: 0.0 WLS: 0 BF: 0 ERA: 0.00	IP: 0.0 WLS: 0 BF: 0 ERA: 0.00	IP: 0.0 WLS: 0 BF: 0 ERA: 0.00	IP: 0.0 WLS: 0 BF: 0 ERA: 0.00	IP: 0.0 WLS: 0 BF: 0 ERA: 0.00

Washington Nationals @ Atlanta Braves
Turner Field, Atlanta, GA
Mon Sep 13 2010, 7:11 PM - 9:23 PM EDT
Att: 18,647 - Clear - 81 F

AB 29
R 4
H 5
RBI 3
BB 4
SO 3
LOB 14

Batter	1	2	3	4	5	6	7	8	9	AB	R	H	RBI	BB	SO	LOB	TOP								
8 Danny Espinosa, S OBP: 0.288, SLG: 0.558	B5-3	K			K			FC1-6 6 BB 1 HBP		4	0	0	0	0	2	1	Washington Nationals @ Atlanta Braves Turner Field, Atlanta, GA Wed Sep 15 2010, 12:10 PM - 3:04 PM EDT Att: 19,237 - Sunny - 84 F								
1 Nyjer Morgan, L OBP: 0.316, SLG: 0.318	G4-3		G1-3		G1			HBP		3	0	0	0	0	0										
6 Ian Desmond, R OBP: 0.317, SLG: 0.415	K		F9		K			FC5-4 11 BB		3	0	0	0	1	2	0									
11 Ryan Zimmerman, R (1,5) OBP: 0.386, SLG: 0.508		K	F9		K			FC5-4		4	0	0	0	0	2	3									
38 Michael Morse, R OBP: 0.336, SLG: 0.493		12 BB 30 HR 2B		K			G6-3			4	1	1	0	0	2	0									
3 Wilson Ramos, R OBP: 0.308, SLG: 0.440		12 BB 30 HR 1B		F8			F8			4	1	2	0	0	1	0									
12 Alberto Gonzalez, R OBP: 0.372, SLG: 0.335				G6-4-3			F9			2	1	0	0	1	0	1									
62 Joel Peralta, R OBP: 0.297, SLG: 0.357										0	0	0	0	0	0	0									
17 Sean Burnett, L OBP: 0.297, SLG: 0.357										0	0	0	0	0	0	0									
22 Willie Harris, L OBP: 0.500, SLG: 0.500										1	0	0	0	0	1	0									
22 Drew Storen, S OBP: 0.500, SLG: 0.500										0	0	0	0	0	0	0									
30 Justin Maxwell, R OBP: 0.293, SLG: 0.291										3	1	1	4	0	0	0									
31 John Lannan, L OBP: 0.156, SLG: 0.143										2	0	0	0	0	1	0									
20 Adam Kennedy, L OBP: 0.320, SLG: 0.333										1	0	1	0	0	0	0									
2 Roger Bernadina, L OBP: 0.313, SLG: 0.402										0	0	0	0	0	0	0									
Inning Stats	R: 0 E: 0 K: 1 S: 8	H: 0 LOB: 0 BB: 0 P: 11	R: 4 E: 0 K: 3 S: 20	H: 3 LOB: 0 BB: 1 P: 32	R: 0 E: 0 K: 0 S: 4	H: 0 LOB: 0 BB: 0 P: 7	R: 0 E: 0 K: 1 S: 7	H: 1 LOB: 0 BB: 0 P: 10	R: 0 E: 0 K: 1 S: 10	H: 0 LOB: 0 BB: 0 P: 17	R: 0 E: 0 K: 2 S: 11	H: 0 LOB: 0 BB: 0 P: 18	R: 0 E: 0 K: 0 S: 8	H: 0 LOB: 0 BB: 0 P: 13	R: 0 E: 0 K: 0 S: 9	H: 1 LOB: 3 BB: 1 P: 21	R: 0 E: 0 K: 3 S: 9	H: 0 LOB: 0 BB: 0 P: 14	1B: 3 2B: 1 HR: 1	SF: 0 SAC: 0 DP: 1 HBP: 1	WP: 0 PB: 0 CS: 0	PA: 34			
PITCHER	IP	WLS	BF	H	R	ER	SO	BB	IBB	HBP	BLK	WP	HR	S	P	ERA	WHIP								
56 Mike Minor, L ERA: 5.84	5.0	L	19	4	4	4	6	1	0	0	0	0	1	49	77	7.20	1.000								
58 Peter Moylan, R ERA: 3.14	1.0		3	0	0	0	2	0	0	0	0	0	0	11	18	0.00	0.000								
40 Takashi Saito, R ERA: 2.55	1.0		3	0	0	0	0	0	0	0	0	0	0	8	13	0.00	0.000								
39 Jonny Venters, L ERA: 1.83	1.0		6	1	0	0	0	1	0	1	0	0	0	9	21	0.00	2.000								
46 Craig Kimbrel, R ERA: 0.68	1.0		3	0	0	0	3	0	0	0	0	0	0	9	14	0.00	0.000								

AB	31
R	4
H	5
RBI	4
BB	2
SO	11
LOB	5



Batter	1	2	3	4	5	6	7	8	9	AB	R	H	RBI	BB	SO	LOB	BOTTOM								
4 Omar Infante, R OBP: 0.375, SLG: 0.435	G1-3		K					SH5-3		3	1	1	0	0	1	0	Washington Nationals @ Atlanta Braves Turner Field, Atlanta, GA Wed Sep 15 2010, 12:10 PM - 3:04 PM EDT Att: 19,237 - Sunny - 84 F								
22 Jason Heyward, L OBP: 0.403, SLG: 0.477	K		1B		F7		L4			3	0	0	0	1	1	2									
Martin Prado, R OBP: 0.356, SLG: 0.474										4	0	3	1	0	1	1									
25 Troy Glaus, R OBP: 0.343, SLG: 0.402										3	1	1	0	1	0	1									
5 Freddie Freeman, L (8, PR) OBP: 0.077, SLG: 0.077										0	0	0	0	0	0	0									
23 Matt Diaz, R OBP: 0.294, SLG: 0.456										4	0	3	0	0	1	1									
2 Alex Gonzalez, R OBP: 0.305, SLG: 0.464										4	0	0	0	0	1	5									
53 Melky Cabrera, S OBP: 0.318, SLG: 0.357										3	0	1	1	1	0	1									
8 David Ross, R OBP: 0.377, SLG: 0.444										3	0	0	0	0	1	5									
13 Nate McLouth, L OBP: 0.290, SLG: 0.318										1	0	0	0	0	0	0									
Inning Stats	R: 0 E: 0 K: 1 S: 7	H: 1 LOB: 1 BB: 0 P: 11	R: 0 E: 0 K: 0 S: 7	H: 1 LOB: 1 BB: 1 P: 15	R: 0 E: 0 K: 2 S: 11	H: 1 LOB: 1 BB: 1 P: 18	R: 1 E: 0 K: 0 S: 9	H: 1 LOB: 1 BB: 1 P: 19	R: 1 E: 0 K: 1 S: 8	H: 2 LOB: 1 BB: 0 P: 14	R: 0 E: 0 K: 2 S: 14	H: 2 LOB: 2 BB: 0 P: 22	R: 0 E: 0 K: 1 S: 10	H: 1 LOB: 1 BB: 0 P: 16	R: 0 E: 0 K: 1 S: 9	H: 1 LOB: 1 BB: 0 P: 14	R: 0 E: 0 K: 1 S: 7	H: 0 LOB: 0 BB: 0 P: 9	1B: 5 2B: 5 HR: 0	SF: 0 SAC: 1 DP: 2 HBP: 0	WP: 0 PB: 0 CS: 0	PA: 36			
PITCHER	IP	WLS	BF	H	R	ER	SO	BB	IBB	HBP	BLK	WP	HR	S	P	ERA	WHIP								
31 John Lannan, L ERA: 4.61	6.0		26	8	2	2	6	3	0	0	0	0	0	5	8	0.00	3.000								
62 Joel Peralta, R ERA: 2.11	0.1	H	2	1	0	0	0	0	0	0	0	0	0	5	8	0.00	3.000								
17 Sean Burnett, L ERA: 2.45	1.2	H	5	1	0	0	2	0	0	0	0	0	0	14	22	0.00	0.600								
22 Drew Storen, R ERA: 3.1	1.0	S	3	0	0	0	1	0	0	0	0	0	0	7	9	0.00	0.000								

AB	32
R	2
H	10
RBI	2
BB	3
SO	9
LOB	16



Batter	1	2	3	4	5	6	7	8	9	AB	R	H	RBI	BB	SO	LOB	TOP					
4 Omar Infante, R OBP: 0.375, SLG: 0.436	G6-3		22 1B	22 HR		G5-3			K	4	1	2	1	1	1							
22 Jason Heyward, L OBP: 0.403, SLG: 0.483	P5		1B	HR			F9		L4	5	1	2	3	0	0	0						
Martin Prado, R OBP: 0.354, SLG: 0.471	P5		G6-3	F9			K			4	0	0	0	0	1	2						
27 Derrek Lee, R OBP: 0.339, SLG: 0.409		16 WP		53 1B		G6-3				2	1	1	0	2	0	0						
16 Brian McCann, L OBP: 0.378, SLG: 0.462	K		K	K		G1-4-3			F9	4	0	0	0	0	2	3						
23 Matt Diaz, R OBP: 0.290, SLG: 0.449	G6-3			FC5		G5-3			G4-3	3	1	0	0	0	0	2						
28 Rick Ankiel, L OBP: 0.313, SLG: 0.384				48 BB 4 2B						1	0	0	0	0	0	0						
2 Alex Gonzalez, R OBP: 0.303, SLG: 0.461	K			P2			K		G1-3	4	0	0	0	0	2	3						
53 Melky Cabrera, S OBP: 0.317, SLG: 0.356			L7	48 BB 4 2B			K		L7	4	1	1	1	0	1	0						
48 Tommy Hanson, R OBP: 0.36, SLG: 0.107			K	4 2B 22 HR					F7	1	1	0	0	2	1	0						
39 Jonny Venters, L											0	0	0	0	0	0						
40 Takashi Saito, L											0	0	0	0	0	0						
58 Peter Moylan, R											0	0	0	0	0	0						
7 Brooks Conrad, S											0	0	0	0	0	0						
13 Billy Wagner, L											0	0	0	0	0	0						
Inning Stats	R: 0 E: 0 K: 0 S: 7	H: 0 LOB: 0 BB: 0 P: 10	R: 0 E: 0 K: 2 S: 10	H: 0 LOB: 1 BB: 1 P: 20	R: 0 E: 0 K: 1 S: 14	H: 1 LOB: 2 BB: 1 P: 23	R: 0 E: 0 K: 1 S: 24	H: 4 LOB: 0 BB: 1 P: 38	R: 0 E: 0 K: 0 S: 6	H: 0 LOB: 0 BB: 0 P: 10	R: 0 E: 0 K: 2 S: 11	H: 0 LOB: 1 BB: 1 P: 22	R: 0 E: 0 K: 1 S: 8	H: 0 LOB: 1 BB: 1 P: 13	R: 0 E: 0 K: 0 S: 8	H: 0 LOB: 0 BB: 0 P: 14	R: 0 E: 0 K: 1 S: 7	H: 0 LOB: 0 BB: 0 P: 8	1B: 3 2B: 1 3B: 0 HR: 1	SF: 0 SAC: 0 DP: 0 HBP: 0	WP: 1 PB: 0 SB: 0 CS: 0	PA: 38
PITCHER	IP WLS BF H R ER SO BB IBB HBP BLK WP HR S P ERA WHIP																					
49 Jonathon Niese, L ERA: 3.76	(1, 1) 4.0 L 21 5 6 0 4 3 0 0 0 0 1 1 55 91 0.00 2.000																					
50 Sean Green, R ERA: 2.25	(5, 1) 2.0 7 0 0 0 2 1 0 0 0 0 0 0 17 32 0.00 0.500																					
36 Manny Acosta, R ERA: 3.09	(7, 1) 1.0 4 0 0 0 1 1 0 0 0 0 0 0 8 13 0.00 1.000																					
64 Elmer Dessens, R ERA: 1.94	(8, 1) 1.0 3 0 0 0 0 0 0 0 0 0 0 0 8 14 0.00 0.000																					
25 Pedro Feliciano, L ERA: 2.84	(9, 1) 1.0 3 0 0 0 1 0 0 0 0 0 0 0 7 8 0.00 0.000																					

Atlanta Braves @ New York Mets
Citi Field, Flushing, NY
Fri Sep 17 2010, 7:11 PM - 9:47 PM EDT
Att: 28,002 - Partly Cloudy - 67 F

AB 33
R 6
H 5
RBI 6
BB 5
SO 8
LOB 11



Batter	1	2	3	4	5	6	7	8	9	AB	R	H	RBI	BB	SO	LOB	BOTTOM					
7 José Reyes, S OBP: 0.322, SLG: 0.425	P5		23 S		F7		G5-3			4	0	1	1	0	0	1						
23 Chris Carter, L OBP: 0.309, SLG: 0.360	G4-3		K		P5				K	4	0	0	0	0	2	2						
27 Jesús Feliciano, L OBP: 0.302, SLG: 0.341										0	0	0	0	0	0	0						
15 Carlos Beltrán, S OBP: 0.332, SLG: 0.379	K		F7		G6-3				K	4	0	0	0	0	2	0						
5 David Wright, R OBP: 0.358, SLG: 0.487		L9		F9		L6			G5-3	4	0	0	0	0	0	0						
29 Ike Davis, L OBP: 0.348, SLG: 0.444			30 1B 21 1B		K				G5-3	3	1	0	0	1	2	0						
30 Josh Thole, L OBP: 0.370, SLG: 0.373				G6-3		G6-3			G1-3	4	1	1	0	0	0	0						
21 Lucas Duda, L OBP: 0.205, SLG: 0.275				21 1B					K	3	2	2	2	0	1	0						
64 Elmer Dessens, R				49 1B						0	0	0	0	0	0	0						
25 Pedro Feliciano, L				7 1B					K	0	0	0	0	0	0	0						
16 Ángel Pagán, S OBP: 0.346, SLG: 0.436				HR						1	0	0	0	0	1	0						
11 Rubén Tejada, R OBP: 0.294, SLG: 0.258					B5-3					2	0	0	0	0	0	2						
6 Nick Evans, R OBP: 0.350, SLG: 0.579										1	0	1	0	0	0	0						
49 Jonathon Niese, L ERA: 3.76	(1, 1) 6.0 W 24 5 4 4 4 4 1 0 0 0 0 0 0 9 14 0.00 1.000																					
39 Jonny Venters, L ERA: 1.81	(7, 1) 1.0 H 4 1 0 0 1 0 0 0 0 0 0 0 9 14 0.00 1.000																					
40 Takashi Saito, R ERA: 2.52	(8, 1) 0.2 H 2 0 0 0 2 0 0 0 0 0 0 0 6 7 0.00 0.000																					
58 Peter Moylan, R ERA: 3.12	(8, 1) 0.1 H 1 0 0 0 0 0 0 0 0 0 0 0 3 4 0.00 0.000																					
13 Billy Wagner, L ERA: 1.45	(9, 1) 1.0 S 3 0 0 0 1 0 0 0 0 0 0 0 10 13 0.00 0.000																					
Inning Stats	R: 0 E: 0 K: 1 S: 9	H: 0 LOB: 0 BB: 0 P: 13	R: 3 E: 0 K: 1 S: 13	H: 4 LOB: 2 BB: 1 P: 23	R: 0 E: 0 K: 1 S: 7	H: 0 LOB: 0 BB: 0 P: 11	R: 1 E: 0 K: 0 S: 8	H: 1 LOB: 0 BB: 0 P: 13	R: 0 E: 0 K: 0 S: 8	H: 0 LOB: 0 BB: 0 P: 15	R: 0 E: 0 K: 1 S: 6	H: 0 LOB: 0 BB: 0 P: 10	R: 0 E: 0 K: 1 S: 9	H: 1 LOB: 1 BB: 0 P: 14	R: 0 E: 0 K: 2 S: 9	H: 0 LOB: 0 BB: 0 P: 11	R: 0 E: 0 K: 1 S: 10	H: 0 LOB: 0 BB: 0 P: 13	1B: 4 2B: 1 3B: 0 HR: 1	SF: 0 SAC: 0 DP: 0 HBP: 0	WP: 0 PB: 0 SB: 1 CS: 0	PA: 34
PITCHER	IP WLS BF H R ER SO BB IBB HBP BLK WP HR S P ERA WHIP																					
48 Tommy Hanson, R ERA: 3.62	(1, 1) 6.0 W 24 5 4 4 4 1 0 0 0 0 0 0 9 14 0.00 1.000																					
39 Jonny Venters, L ERA: 1.81	(7, 1) 1.0 H 4 1 0 0 1 0 0 0 0 0 0 0 9 14 0.00 1.000																					
40 Takashi Saito, R ERA: 2.52	(8, 1) 0.2 H 2 0 0 0 2 0 0 0 0 0 0 0 6 7 0.00 0.000																					
58 Peter Moylan, R ERA: 3.12	(8, 1) 0.1 H 1 0 0 0 0 0 0 0 0 0 0 0 3 4 0.00 0.000																					
13 Billy Wagner, L ERA: 1.45	(9, 1) 1.0 S 3 0 0 0 1 0 0 0 0 0 0 0 10 13 0.00 0.000																					

Atlanta Braves @ New York Mets
Citi Field, Flushing, NY
Fri Sep 17 2010, 7:11 PM - 9:47 PM EDT
Att: 28,002 - Partly Cloudy - 67 F

AB 33
R 4
H 6
RBI 4
BB 1
SO 8
LOB 6



Batter	1	2	3	4	5	6	7	8	9	AB	R	H	RBI	BB	SO	LOB	TOP			
4 Omar Infante, R OBP: 0.372, SLG: 0.432	F7		F9		G6-3		P4			4	0	0	0	0	0	1				
22 Jason Heyward, L OBP: 0.402, SLG: 0.480	G4-3		G6-4-3 BB		G4-3			F8		3	0	0	0	1	0	0				
Martin Prado, R OBP: 0.353, SLG: 0.469	F8		G6-4-3 1-2					G5-3		4	0	1	0	0	0	1				
16 Brian McCann, L OBP: 0.377, SLG: 0.462	G3				27 1B 2 2B			F8		4	1	1	0	0	1	1				
27 Derrek Lee, R OBP: 0.340, SLG: 0.410	13 2B				2 2B			K		4	2	2	0	0	1	1				
13 Nate McLouth, L OBP: 0.294, SLG: 0.339	1B				2-3 1B			F9		4	1	2	2	0	0	3				
2 Alex Gonzalez, R OBP: 0.306, SLG: 0.465	P4				1-H 3-H 2B			HR		3	0	2	2	1	0	1				
23 Matt Diaz, R OBP: 0.290, SLG: 0.445								15 SH2-4 BB		2	0	0	0	1	0	1				
28 Rick Ankiel, L OBP: 0.311, SLG: 0.382					G6-3			L4		1	0	0	0	0	0	1				
15 Tim Hudson, R OBP: 0.197, SLG: 0.254								SH2-4		2	0	0	0	0	2	2				
39 Jonny Venters, L										0	0	0	0	0	0	0				
25 Troy Glaus, R										1	0	0	0	0	0	1				
13 Billy Wagner, L										0	0	0	0	0	0	0				
Inning Stats	R: 0 E: 0 K: 0 S: 6	H: 0 LOB: 0 BB: 0 P: 8	R: 1 E: 0 K: 1 S: 8	H: 2 LOB: 2 BB: 1 P: 15	R: 0 E: 0 K: 0 S: 9	H: 0 LOB: 0 BB: 1 P: 16	R: 2 E: 0 K: 0 S: 13	H: 3 LOB: 0 BB: 0 P: 18	R: 0 E: 0 K: 1 S: 11	H: 1 LOB: 1 BB: 0 P: 20	R: 0 E: 0 K: 0 S: 7	H: 0 LOB: 1 BB: 1 P: 11	R: 0 E: 0 K: 1 S: 9	H: 0 LOB: 0 BB: 0 P: 12	R: 1 E: 0 K: 0 S: 9	H: 2 LOB: 1 BB: 0 P: 19	1B: 3 2B: 4 3B: 0 HR: 1	SF: 0 SAC: 1 DP: 1 HBP: 0	WP: 0 PB: 0 SB: 0 CS: 0	PA: 36
PITCHER	IP WLS BF H R ER SO	IP WLS BF H R ER SO	IP WLS BF H R ER SO	IP WLS BF H R ER SO	IP WLS BF H R ER SO	IP WLS BF H R ER SO	IP WLS BF H R ER SO	IP WLS BF H R ER SO	IP WLS BF H R ER SO	IP WLS BF H R ER SO	IP WLS BF H R ER SO	IP WLS BF H R ER SO	IP WLS BF H R ER SO	IP WLS BF H R ER SO	IP WLS BF H R ER SO	IP WLS BF H R ER SO	ERA WHIP	ERA WHIP		
35 Dillon Gee, R ERA: 1.8	7.0 L 28 6 3 3 3	7.0 L 28 6 3 3 3	7.0 L 28 6 3 3 3	7.0 L 28 6 3 3 3	7.0 L 28 6 3 3 3	7.0 L 28 6 3 3 3	7.0 L 28 6 3 3 3	7.0 L 28 6 3 3 3	7.0 L 28 6 3 3 3	7.0 L 28 6 3 3 3	7.0 L 28 6 3 3 3	7.0 L 28 6 3 3 3	7.0 L 28 6 3 3 3	7.0 L 28 6 3 3 3	7.0 L 28 6 3 3 3	7.0 L 28 6 3 3 3	3.86 1.143	3.86 1.143		
25 Pedro Feliciano, L ERA: 2.79	1.0 H 3 2 1 1 0	1.0 H 3 2 1 1 0	1.0 H 3 2 1 1 0	1.0 H 3 2 1 1 0	1.0 H 3 2 1 1 0	1.0 H 3 2 1 1 0	1.0 H 3 2 1 1 0	1.0 H 3 2 1 1 0	1.0 H 3 2 1 1 0	1.0 H 3 2 1 1 0	1.0 H 3 2 1 1 0	1.0 H 3 2 1 1 0	1.0 H 3 2 1 1 0	1.0 H 3 2 1 1 0	1.0 H 3 2 1 1 0	1.0 H 3 2 1 1 0	0.00 0.000	0.00 0.000		
39 Bobby Parnell, R ERA: 2.83	0.1 S 3 2 1 1 0	0.1 S 3 2 1 1 0	0.1 S 3 2 1 1 0	0.1 S 3 2 1 1 0	0.1 S 3 2 1 1 0	0.1 S 3 2 1 1 0	0.1 S 3 2 1 1 0	0.1 S 3 2 1 1 0	0.1 S 3 2 1 1 0	0.1 S 3 2 1 1 0	0.1 S 3 2 1 1 0	0.1 S 3 2 1 1 0	0.1 S 3 2 1 1 0	0.1 S 3 2 1 1 0	0.1 S 3 2 1 1 0	0.1 S 3 2 1 1 0	27.00 6.000	27.00 6.000		
47 Hisanori Takahashi, L ERA: 3.77	0.2 S 2 0 0 0 0	0.2 S 2 0 0 0 0	0.2 S 2 0 0 0 0	0.2 S 2 0 0 0 0	0.2 S 2 0 0 0 0	0.2 S 2 0 0 0 0	0.2 S 2 0 0 0 0	0.2 S 2 0 0 0 0	0.2 S 2 0 0 0 0	0.2 S 2 0 0 0 0	0.2 S 2 0 0 0 0	0.2 S 2 0 0 0 0	0.2 S 2 0 0 0 0	0.2 S 2 0 0 0 0	0.2 S 2 0 0 0 0	0.2 S 2 0 0 0 0	0.00 0.000	0.00 0.000		

Atlanta Braves @ New York Mets
Citi Field, Flushing, NY
Sat Sep 18 2010, 4:12 PM - 6:39 PM EDT
Att: 33,051 - Cloudy - 70 F

AB 32
R 4
H 8
RBI 4
BB 3
SO 4
LOB 13

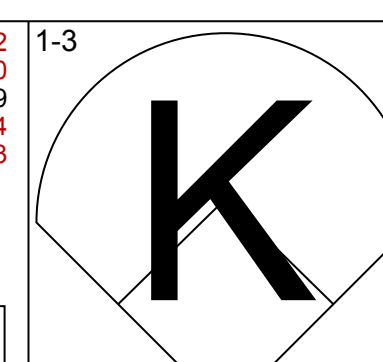
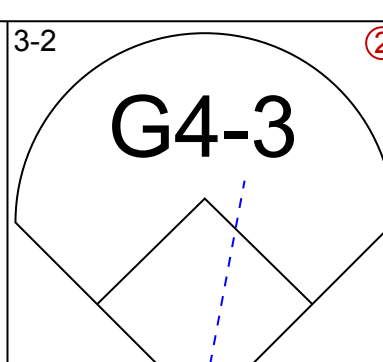
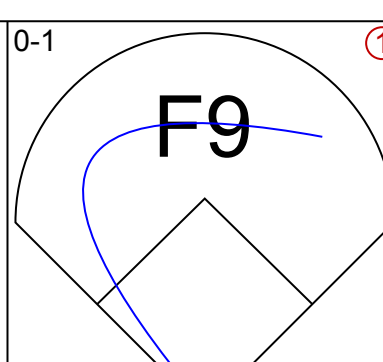
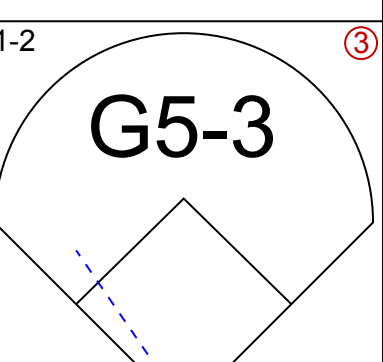
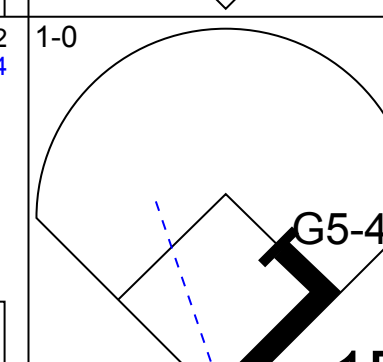
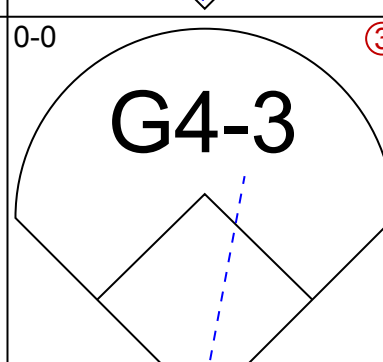
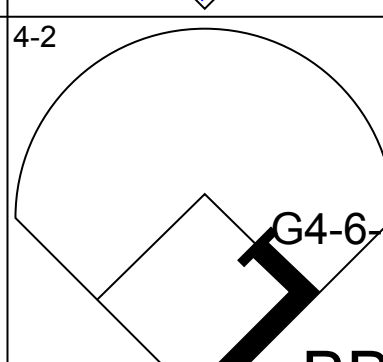
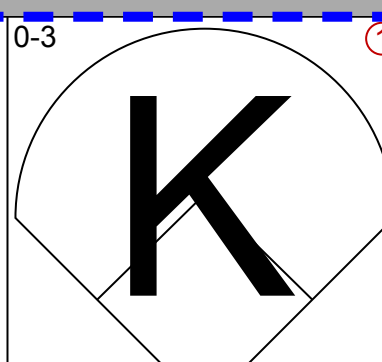
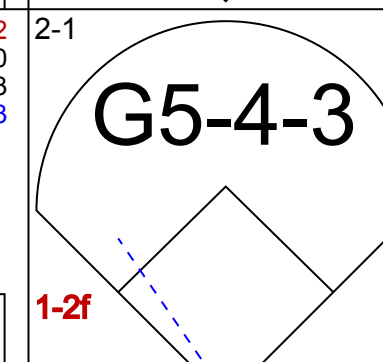
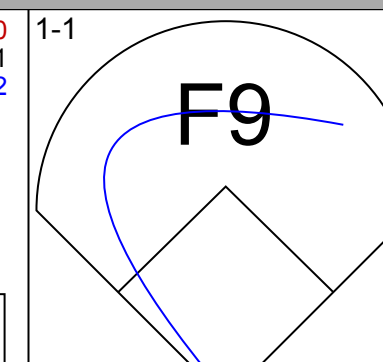
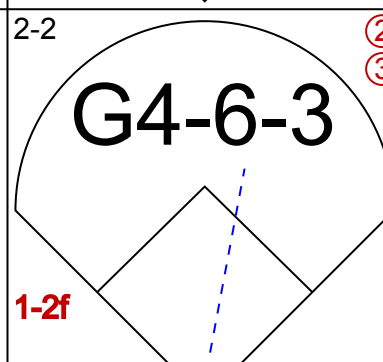
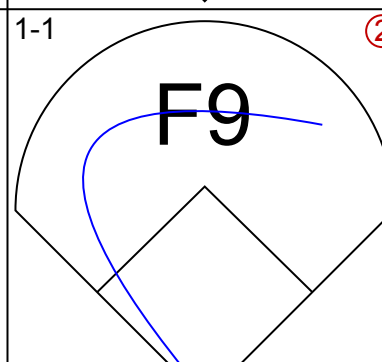
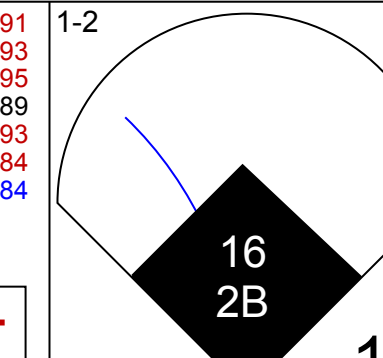
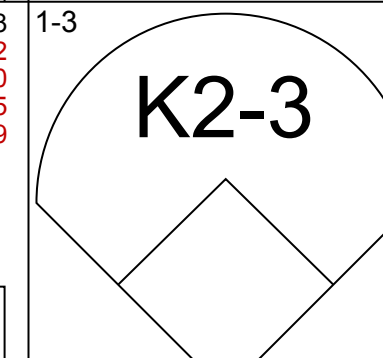
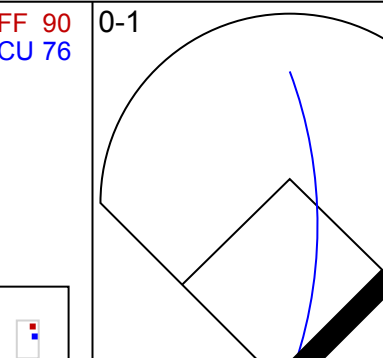
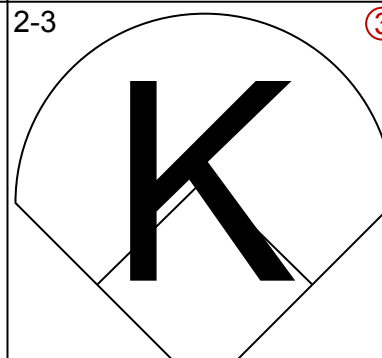
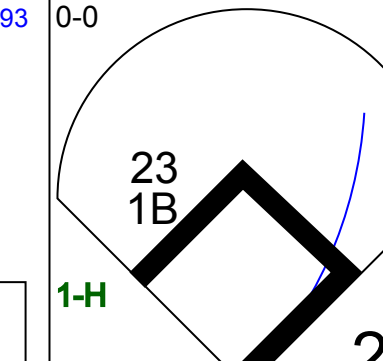
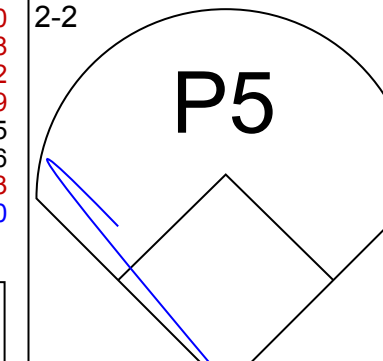
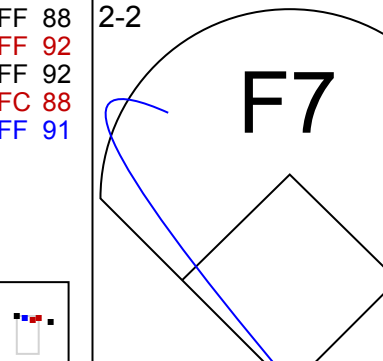
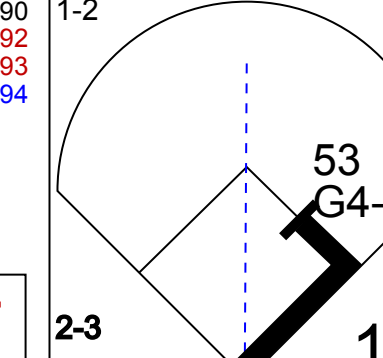
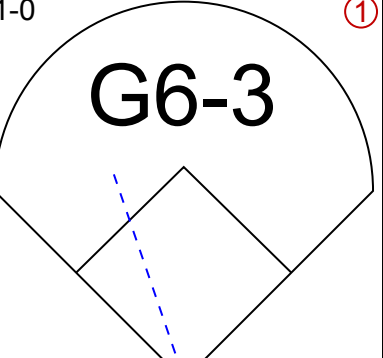
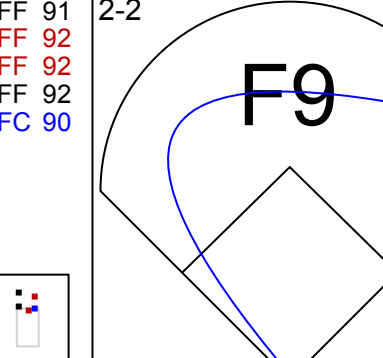
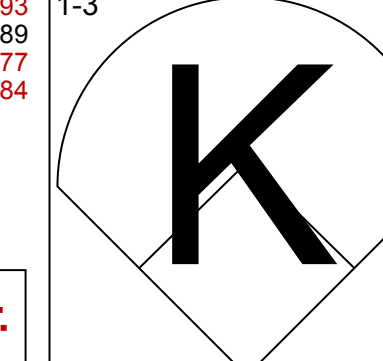
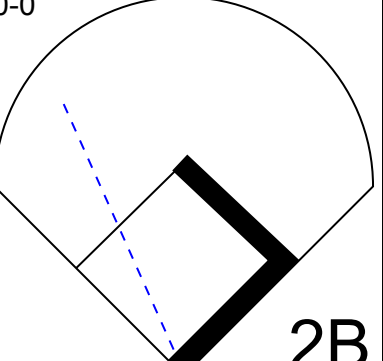
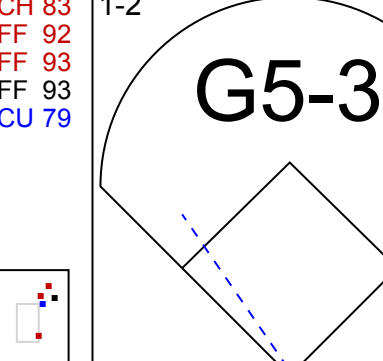
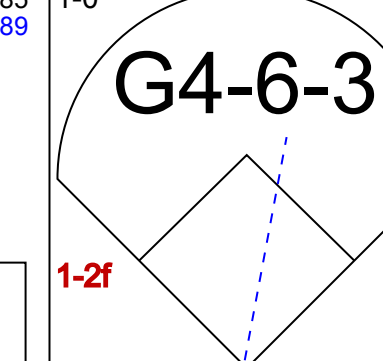
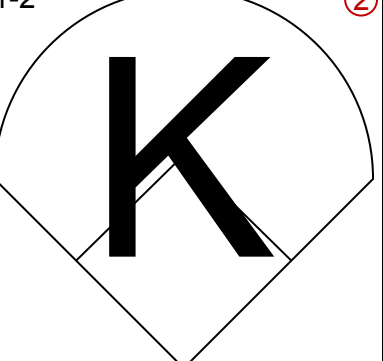
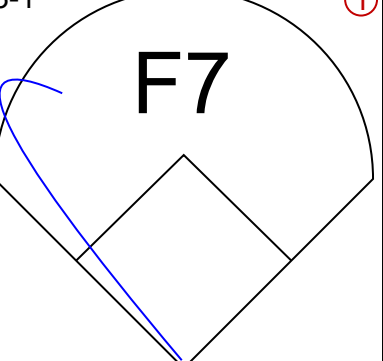

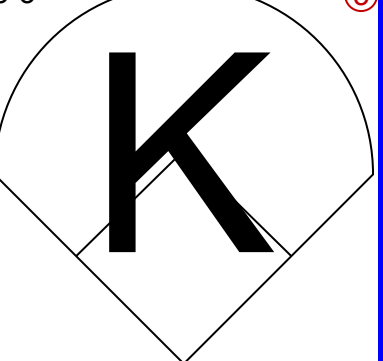
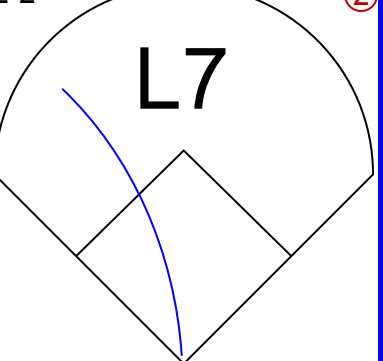


Batter	1	2	3	4	5	6	7	8	9	AB	R	H	RBI	BB	SO	LOB	BOTTOM			
7 José Reyes, S OBP: 0.324, SLG: 0.432	F7		HR		G1			16 G5-4-3 1B		4	1	2	1	0	0	0				
16 Angel Pagan, S OBP: 0.347, SLG: 0.436	15 G6-3 15 S 1B		15 G1-6-3 1B		K			G5-4-3 1-2		4	0	2	0	0	1	1				
15 Carlos Beltrán, S OBP: 0.326, SLG: 0.371	G6-3		G1-6-3 1-2		G4-3			G1-3		4	0	0	0	0	0	2				
5 David Wright, R OBP: 0.358, SLG: 0.484	G5-3		G6-3		G4-3			K		3	0	0	0	1	1	1				
29 Ike Davis, L OBP: 0.346, SLG: 0.440	K				G3-1			K		4	0	0	0	0	3	1				
21 Lucas Duda, L OBP: 0.234, SLG: 0.310	30 1B				G4-3			K		2	0	1	0	0	0	1				
6 Nick Evans, R OBP: 0.333, SLG: 0.550	30 1B				30 G5-4-3 HBP			K		1	0	0	0	0	1	0				
30 Josh Thole, L OBP: 0.370, SLG: 0.372	1B				G5-4-3 1-2			F7		3	0	1	0	0	0	1				
3 Luis Hernandez, S OBP: 0.298, SLG: 0.409	K				K			K		2	1	1	1	0	1	2				
12 Joaquin Arias, R OBP: 0.276, SLG: 0.321	K				K			K		1	0	0	0	0	1	0				
35 Dillon Gee, R ERA: 2.61	7.0 W 27 6 2 2 7	7.0 W 27 6 2 2 7	7.0 W 27 6 2 2 7	7.0 W 27 6 2 2 7	7.0 W 27 6 2 2 7	7.0 W 27 6 2 2 7	7.0 W 27 6 2 2 7	7.0 W 27 6 2 2 7	7.0 W 27 6 2 2 7	7.0 W 27 6 2 2 7	7.0 W 27 6 2 2 7	7.0 W 27 6 2 2 7	7.0 W 27 6 2 2 7	7.0 W 27 6 2 2 7	7.0 W 27 6 2 2 7	7.0 W 27 6 2 2 7	2.57 1.000	2.57 1.000		
39 Jonny Venters, L ERA: 1.78	1.0 H 3 1 0 0 0	1.0 H 3 1 0 0 0	1.0 H 3 1 0 0 0	1.0 H 3 1 0 0 0	1.0 H 3 1 0 0 0	1.0 H 3 1 0 0 0	1.0 H 3 1 0 0 0	1.0 H 3 1 0 0 0	1.0 H 3 1 0 0 0	1.0 H 3 1 0 0 0	1.0 H 3 1 0 0 0	1.0 H 3 1 0 0 0	1.0 H 3 1 0 0 0	1.0 H 3 1 0 0 0	1.0 H 3 1 0 0 0	1.0 H 3 1 0 0 0	0.00 1.000	0.00 1.000		
13 Billy Wagner, L ERA: 1.43	1.0 S 3 0 0 0 3	1.0 S 3 0 0 0 3	1.0 S 3 0 0 0 3	1.0 S 3 0 0 0 3	1.0 S 3 0 0 0 3	1.0 S 3 0 0 0 3	1.0 S 3 0 0 0 3	1.0 S 3 0 0 0 3	1.0 S 3 0 0 0 3	1.0 S 3 0 0 0 3	1.0 S 3 0 0 0 3	1.0 S 3 0 0 0 3	1.0 S 3 0 0 0 3	1.0 S 3 0 0 0 3	1.0 S 3 0 0 0 3	1.0 S 3 0 0 0 3	0.00 0.000	0.00 0.000		
Inning Stats	R: 0 E: 0 K: 0 S: 8	H: 1 LOB: 1 BB: 0 P: 14	R: 0 E: 0 K: 3 S: 12	H: 2 LOB: 2 BB: 0 P: 17	R: 0 E: 0 K: 0 S: 4	H: 0 LOB: 0 BB: 0 P: 8	R: 1 E: 0 K: 2 S: 11	H: 1 LOB: 0 BB: 0 P: 17	R: 0 E: 0 K: 1 S: 10	H: 0 LOB: 0 BB: 1 P: 17	R: 0 E: 0 K: 1 S: 7	H: 0 LOB: 0 BB: 0 P: 10	R: 0 E: 0 K: 0 S: 6	H: 1 LOB: 0 BB: 0 P: 8	R: 0 E: 0 K: 3 S: 10	H: 0 LOB: 0 BB: 0 P: 16	1B: 4 2B: 1 3B: 0 HR: 2	SF: 0 SAC: 0 DP: 3 HBP: 1	WP: 0 PB: 0 SB: 2 CS: 0	PA: 33
PITCHER	IP WLS BF H R ER SO	IP WLS BF H R ER SO	IP WLS BF H R ER SO	IP WLS BF H R ER SO	IP WLS BF H R ER SO	IP WLS BF H R ER SO	IP WLS BF H R ER SO	IP WLS BF H R ER SO	IP WLS BF H R ER SO	IP WLS BF H R ER SO	IP WLS BF H R ER SO	IP WLS BF H R ER SO	IP WLS BF H R ER SO	IP WLS BF H R ER SO	IP WLS BF H R ER SO	IP WLS BF H R ER SO	ERA WHIP	ERA WHIP		
15 Tim Hudson, R	7.0 W 27 6 2 2 7	7.0 W 27 6 2 2 7	7.0 W 27 6 2 2 7	7.0 W 27 6 2 2 7	7.0 W 27 6 2 2 7	7.0 W 27 6 2 2 7	7.0 W 27 6 2 2 7	7.0 W 27 6 2 2 7	7.0 W 27 6 2 2 7	7.0 W 27 6 2 2 7	7.0 W 27 6 2 2 7	7.0 W 27 6 2 2 7	7.0 W 27 6 2 2 7	7.0 W 27 6 2 2 7	7.0 W 27 6 2 2 7	7.0 W 27 6 2 2 7	2.57 1.000	2.57 1.000		
39 Jonny Venters, L	1.0 H 3 1 0 0 0	1.0 H 3 1 0 0 0	1.0 H 3 1 0 0 0	1.0 H 3 1 0 0 0	1.0 H 3 1 0 0 0	1.0 H 3 1 0 0 0	1.0 H 3 1 0 0 0	1.0 H 3 1 0 0 0	1.0 H 3 1 0 0 0	1.0 H 3 1 0 0 0	1.0 H 3 1 0 0 0	1.0 H 3 1 0 0 0	1.0 H 3 1 0 0 0	1.0 H 3 1 0 0 0	1.0 H 3 1 0 0 0	1.0 H 3 1 0 0 0	0.00 1.000	0.00 1.000		
13 Billy Wagner, L	1.0 S 3 0 0 0 3	1.0 S 3 0 0 0 3	1.0 S 3 0 0 0 3	1.0 S 3 0 0 0 3	1.0 S 3 0 0 0 3	1.0 S 3 0 0 0 3	1.0 S 3 0 0 0 3	1.0 S 3 0 0 0 3	1.0 S 3 0 0 0 3	1.0 S 3 0 0 0 3	1.0 S 3 0 0 0 3	1.0 S 3 0 0 0 3	1.0 S 3 0 0 0 3	1.0 S 3 0 0 0 3	1.0 S 3 0 0 0 3	1.0 S 3 0 0 0 3	0.00 0.000	0.00 0.000		

Atlanta Braves @ New York Mets
Citi Field, Flushing, NY
Sat Sep 18 2010, 4:12 PM - 6:39 PM EDT
Att: 33,051 - Cloudy - 70 F

AB 31
R 2
H 7
RBI 2
BB 1
SO 10
LOB 11



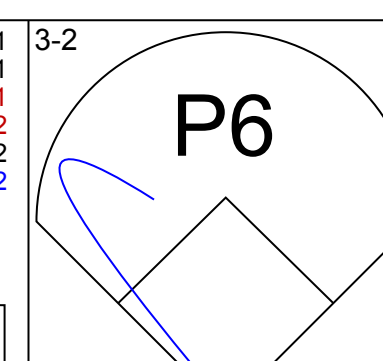
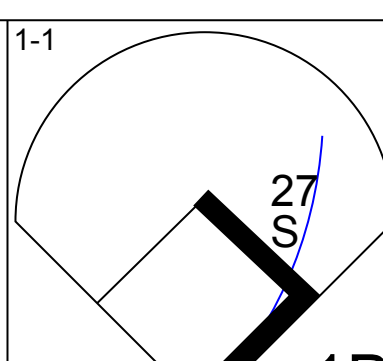
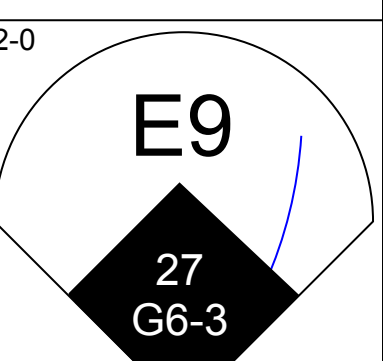
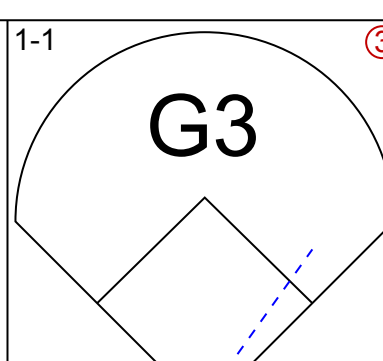
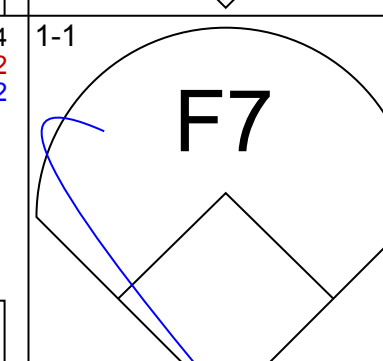
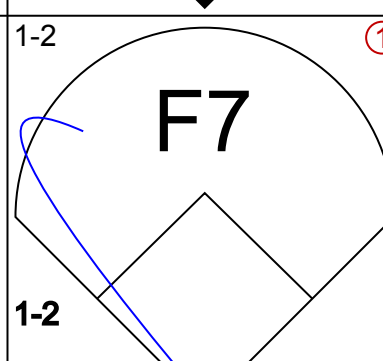
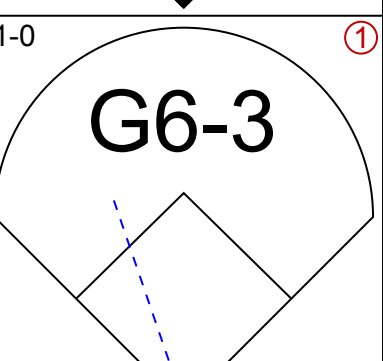
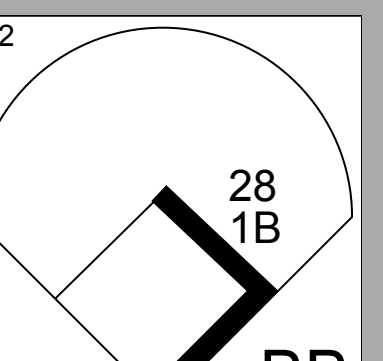
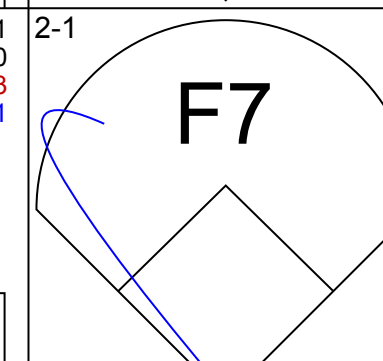
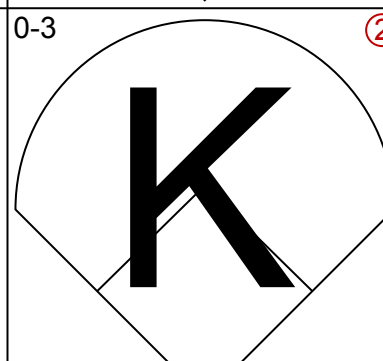
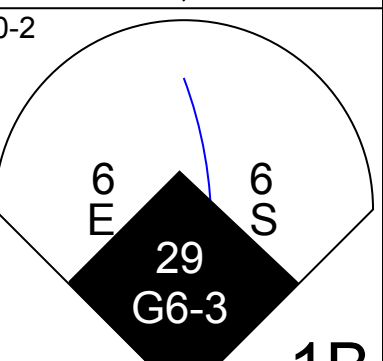
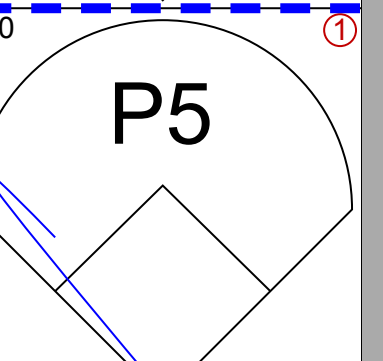
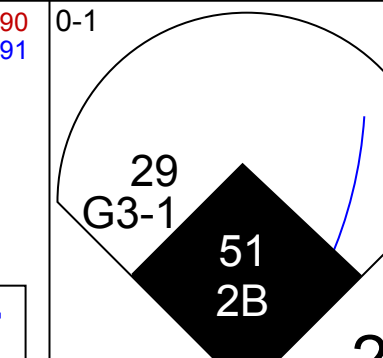

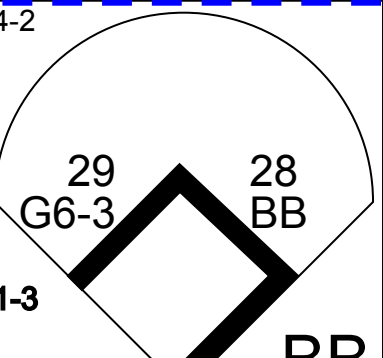
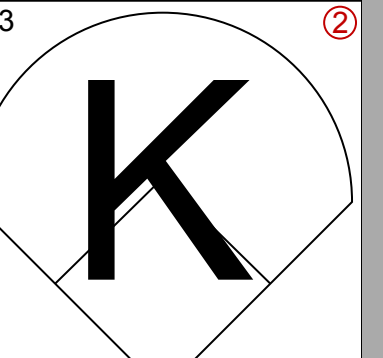
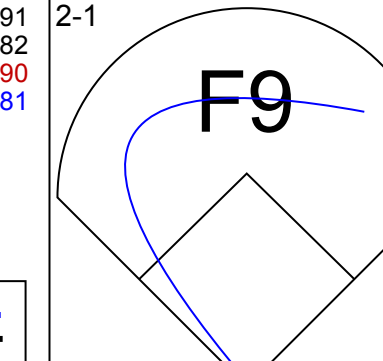

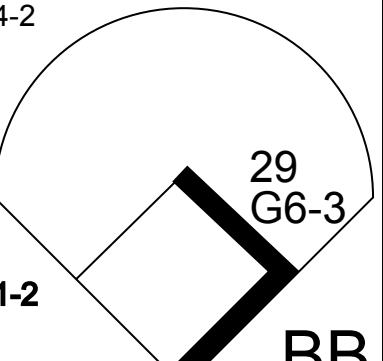
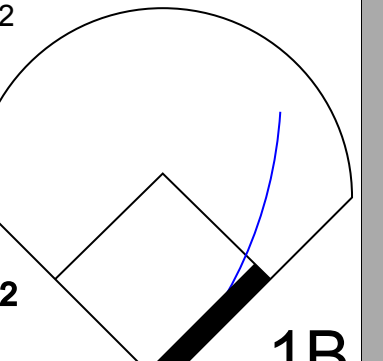
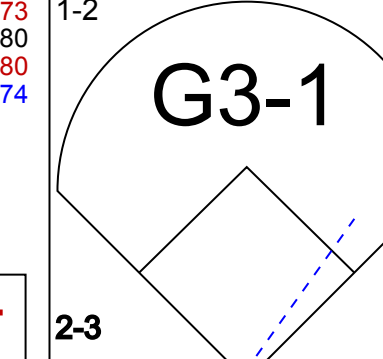
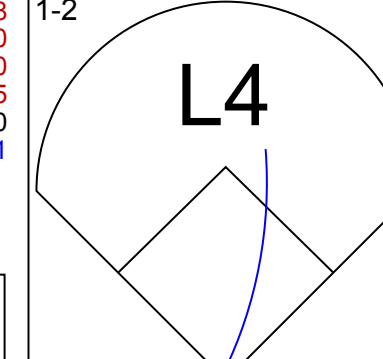
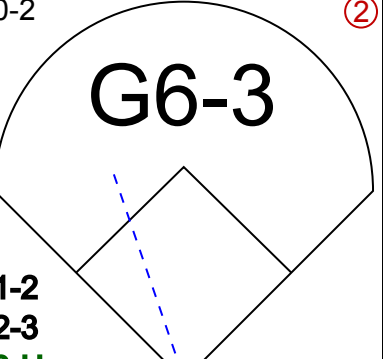
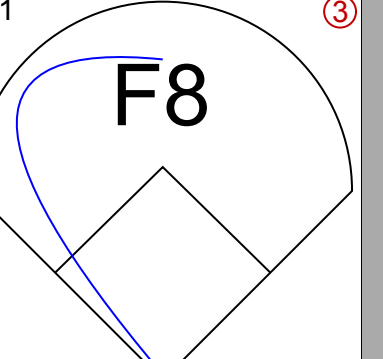
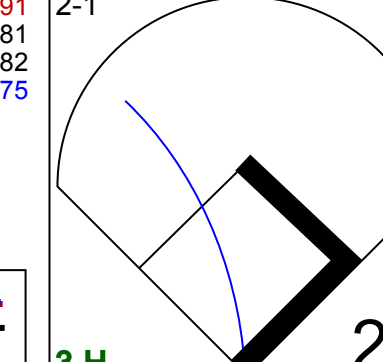
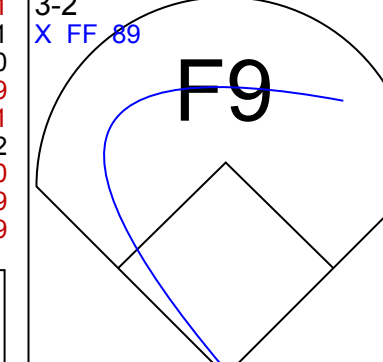
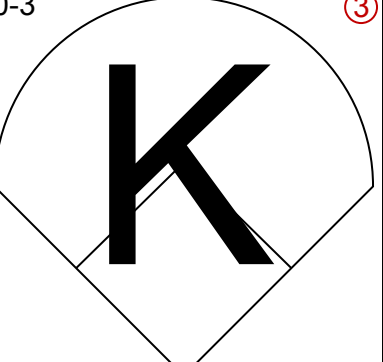
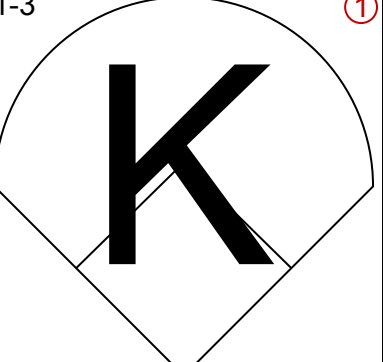
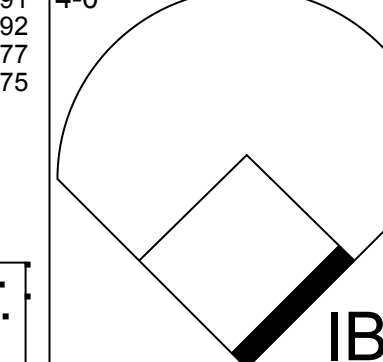
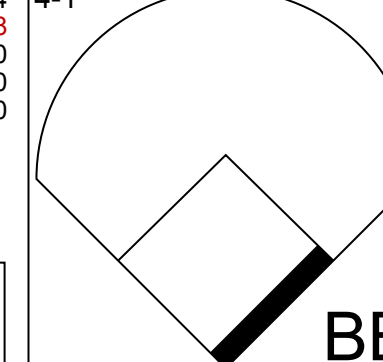
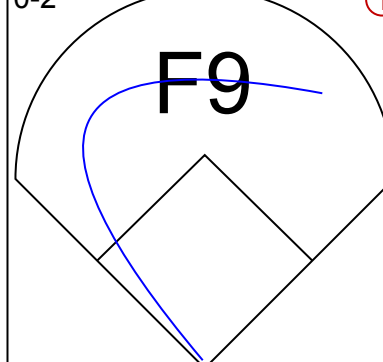
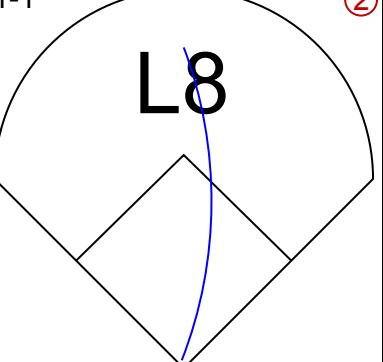
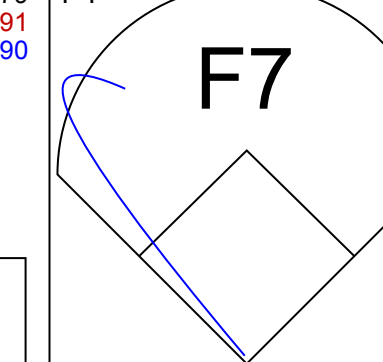
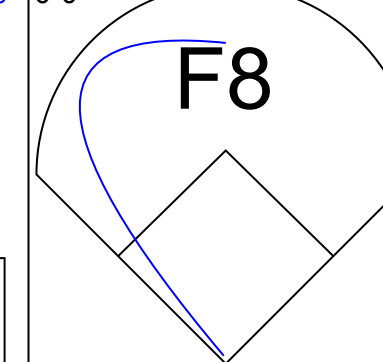
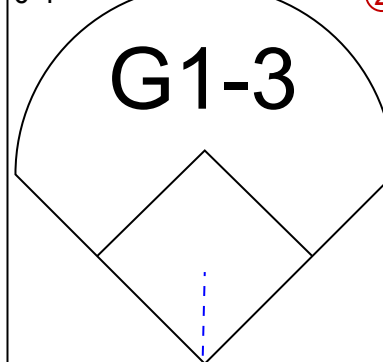
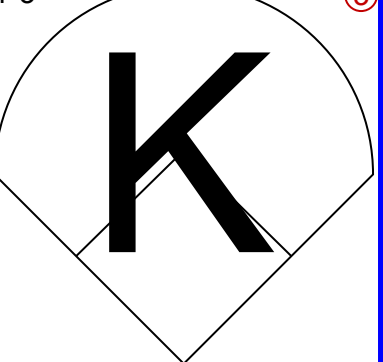
Batter	1	2	3	4	5	6	7	8	9	AB	R	H	RBI	BB	SO	LOB	TOP						
4 Omar Infante, R OBP: 0.371, SLG: 0.428										4	0	0	0	0	1	0							
22 Jason Heyward, L OBP: 0.402, SLG: 0.477										3	0	1	0	1	1	0							
Martin Prado, R OBP: 0.349, SLG: 0.463										4	0	0	0	0	0	2							
27 Derrek Lee, R OBP: 0.341, SLG: 0.418										4	1	2	0	0	2	0							
16 Brian McCann, L OBP: 0.379, SLG: 0.464										3	0	1	1	0	0	1							
23 Matt Diaz, R OBP: 0.291, SLG: 0.443										3	0	1	0	0	0	1							
2 Alex Gonzalez, R OBP: 0.307, SLG: 0.466										3	0	1	0	0	1	3							
53 Melky Cabrera, S OBP: 0.317, SLG: 0.355										3	0	0	0	0	1	3							
37 Brandon Beachy, R 34 Eric O'Flaherty, L 58 Peter Moylan, R 38 Mike Dunn, L 25 Troy Claus, R 43 Kyle Farnsworth, R										2	0	0	0	0	0	2							
Inning Stats	R: 0 E: 0 K: 1 S: 7	H: 1 LOB: 0 BB: 0 P: 11	R: 1 E: 0 K: 1 S: 14	H: 3 LOB: 1 BB: 0 P: 18	R: 0 E: 0 K: 1 S: 7	H: 0 LOB: 0 BB: 0 P: 11	R: 0 E: 0 K: 1 S: 12	H: 0 LOB: 0 BB: 0 P: 16	R: 0 E: 0 K: 0 S: 10	H: 1 LOB: 1 BB: 0 P: 14	R: 0 E: 0 K: 0 S: 10	H: 0 LOB: 0 BB: 0 P: 16	R: 0 E: 0 K: 0 S: 12	H: 1 LOB: 1 BB: 0 P: 17	R: 0 E: 0 K: 0 S: 8	H: 0 LOB: 0 BB: 0 P: 14	R: 0 E: 0 K: 2 S: 8	H: 0 LOB: 0 BB: 0 P: 11	1B: 4 2B: 2 3B: 0 HR: 0	SF: 0 SAC: 0 DP: 3 HBP: 0	WP: 0 PB: 0 SB: 0 CS: 0	PA: 31	
PITCHER	IP WLS BF H R ER SO BB IBB HBP BLK WP HR S P ERA WHIP	8.0 W 28 6 1 1 6 1 0 0 0 0 0 0 79 117 1.12 0.875	1.0 S 3 0 0 0 2 0 0 0 0 0 0 0 8 11 0.00 0.000																				

Atlanta Braves @ Philadelphia Phillies
Citizens Bank Park, Philadelphia, PA
Mon Sep 20 2010, 7:08 PM - 9:51 PM EDT
Att: 45,256 - Clear - 73 F

livebaseballscorecards.com

AB 30
R 1
H 6
RBI 1
BB 1
SO 8
LOB 11



Batter	1	2	3	4	5	6	7	8	9	AB	R	H	RBI	BB	SO	LOB	BOTTOM					
8 Shane Victorino, S OBP: 0.332, SLG: 0.438										4	1	1	0	0	0	0						
27 Placido Polanco, R OBP: 0.337, SLG: 0.390										3	0	0	1	1	0	1						
26 Chase Utley, L OBP: 0.388, SLG: 0.452										4	1	1	0	0	1	2						
6 Ryan Howard, L OBP: 0.355, SLG: 0.519										2	1	1	0	2	1	1						
28 Jayson Werth, R OBP: 0.382, SLG: 0.520										3	0	1	0	1	0	3						
29 Raul Ibanez, L OBP: 0.351, SLG: 0.440										4	0	0	1	0	0	5						
51 Carlos Ruiz, R OBP: 0.399, SLG: 0.443										4	0	1	1	0	2	2						
21 Wilson Valdez, R OBP: 0.296, SLG: 0.358										2	0	0	0	2	0	0						
35 Cole Hamels, L 7 Ross Gload, L 54 Brad Lidge, R										3	0	0	0	0	0	3						
Inning Stats	R: 0 E: 0 K: 0 S: 7	H: 0 LOB: 0 BB: 0 P: 13	R: 1 E: 0 K: 0 S: 11	H: 2 LOB: 2 BB: 1 P: 21	R: 0 E: 0 K: 1 S: 11	H: 1 LOB: 2 BB: 1 P: 18	R: 0 E: 0 K: 0 S: 14	H: 0 LOB: 1 BB: 1 P: 22	R: 2 E: 0 K: 1 S: 16	H: 1 LOB: 2 BB: 2 P: 27	R: 0 E: 0 K: 0 S: 7	H: 0 LOB: 0 BB: 0 P: 8	R: 0 E: 0 K: 1 S: 12	H: 1 LOB: 2 BB: 1 P: 19	R: 0 E: 0 K: 2 S: 9	H: 0 LOB: 0 BB: 0 P: 12	1B: 3 2B: 2 3B: 0 HR: 0	SF: 0 SAC: 0 DP: 0 HBP: 0	WP: 0 PB: 0 SB: 0 CS: 0	PA: 36		
PITCHER	IP WLS BF H R ER SO BB IBB HBP BLK WP HR S P ERA WHIP	4.1 L 21 4 3 1 2 1 2 0 0 0 0 0 48 82 2.08 1.154	0.1 3 0 0 0 0 2 0 0 0 0 0 0 0 8 16 0.00 6.000	1.1 5 0 0 0 1 1 0 0 0 0 0 0 0 13 18 0.00 0.750	1.0 4 1 0 0 1 0 0 0 0 0 0 0 0 9 12 0.00 1.000	1.0 3 0 0 0 2 0 0 0 0 0 0 0 0 9 12 0.00 0.000																

Atlanta Braves @ Philadelphia Phillies
Citizens Bank Park, Philadelphia, PA
Mon Sep 20 2010, 7:08 PM - 9:51 PM EDT
Att: 45,256 - Clear - 73 F

livebaseballscorecards.com

AB 30
R 3
H 5
RBI 3
BB 6
SO 5
LOB 17

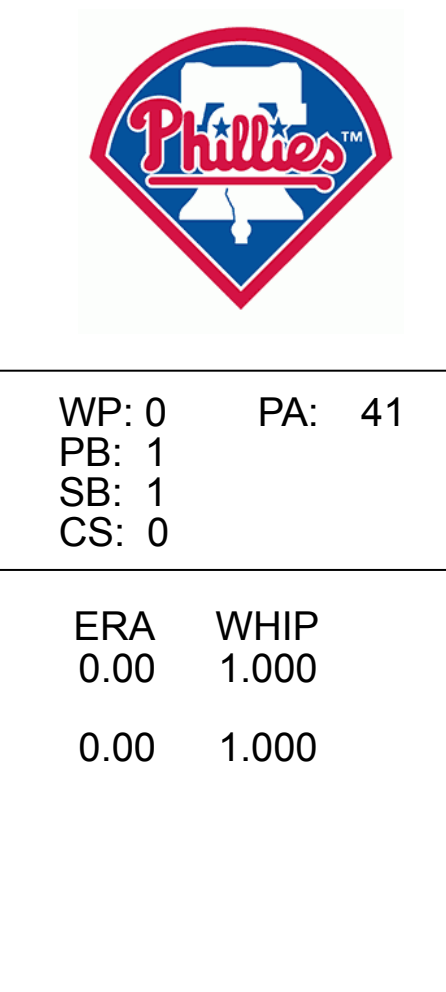


Batter	1	2	3	4	5	6	7	8	9	AB	R	H	RBI	BB	SO	LOB	TOP										
4 Omar Infante, R OBP: 0.370, SLG: 0.427	G6-3		F9		F9		K			4	0	1	0	0	1	1	Atlanta Braves @ Philadelphia Phillies Citizens Bank Park, Philadelphia, PA Tue Sep 21 2010, 7:07 PM - 10:07 PM EDT Att: 45,264 - Clear - 72 F										
22 Jason Heyward, L OBP: 0.401, SLG: 0.475	G3		F9		K			G4-6-3 1B		4	0	1	0	0	1	2											
Martin Prado, R OBP: 0.350, SLG: 0.462	G5-3			BB		16 2B 27 SF8-5 1B		K		3	1	1	0	1	1	1											
16 Brian McCann, L OBP: 0.378, SLG: 0.464	P3		F8		27 SF8-5 2B		G4-6-3			4	0	1	0	0	0	2											
27 Derrek Lee, R OBP: 0.342, SLG: 0.419	FC6-4 1B		L9		SF8-5			1B		3	0	2	1	0	0	1											
13 Nate McLouth, L OBP: 0.291, SLG: 0.329	K		G4-3		G1-3			K		4	0	0	0	0	2	3											
2 Alex Gonzalez, R OBP: 0.306, SLG: 0.466	FC6-4						L7			4	1	1	0	0	0	2											
28 Rick Ankiel, L OBP: 0.313, SLG: 0.383			56 G4-6-3 BB		20 FC4-6 1B		F9			3	0	1	0	1	0	1											
56 Mike Minor, R 50 Christian Martinez, R 20 Eric Stengert, L 43 Kyle Farnsworth, R 38 Mike Dunn, L 38 Peter Moylan, R 6 Freddie Freeman, L 46 Craig Kimbrel, R 28 Jonny Venters, L	G4-6-3		G4-6-3		FC4-6		HR			1	0	0	0	0	0	1											
Inning Stats	R: 0 E: 0 K: 0 S: 5	H: 0 LOB: 0 BB: 0 P: 6	R: 0 E: 0 K: 1 S: 15	H: 1 LOB: 1 BB: 0 P: 18	R: 0 E: 0 K: 0 S: 7	H: 1 LOB: 1 BB: 1 P: 13	R: 0 E: 0 K: 0 S: 11	H: 0 LOB: 0 BB: 0 P: 22	R: 1 E: 0 K: 1 S: 12	H: 2 LOB: 1 BB: 0 P: 20	R: 1 E: 0 K: 1 S: 8	H: 1 LOB: 0 BB: 0 P: 13	R: 0 E: 0 K: 1 S: 8	H: 1 LOB: 1 BB: 0 P: 12	R: 0 E: 0 K: 1 S: 11	H: 1 LOB: 0 BB: 0 P: 17		1B: 6 2B: 3 3B: 0 HR: 1	SF: 1 SAC: 0 DP: 3 HBP: 0	WP: 0 PB: 0 SB: 0 CS: 0	PA: 35						
PITCHER	IP	WLS	BF	H	R	ER	SO	BB	IBB	HBP	BLK	WP	HR	S	P	ERA	WHIP										
34 Roy Halladay, R ERA: 2.53	7.0	W	28	7	3	3	3	2	0	0	0	0	1	64	103	3.86	1.286										
46 Ryan Madson, R ERA: 2.37	1.0	H	3	1	0	0	1	0	0	0	0	0	0	8	12	0.00	1.000										
54 Brad Lidge, R ERA: 3.24	1.0	S	4	1	0	0	1	0	0	0	0	0	0	11	17	0.00	1.000										

Batter	1	2	3	4	5	6	7	8	9	AB	R	H	RBI	BB	SO	LOB	BOTTOM										
8 Shane Victorino, S OBP: 0.329, SLG: 0.434	P4	FC6-4	K		G4-3		L4-6			5	0	0	0	0	1	7	Atlanta Braves @ Philadelphia Phillies Citizens Bank Park, Philadelphia, PA Tue Sep 21 2010, 7:07 PM - 10:07 PM EDT Att: 45,264 - Clear - 72 F										
27 Placido Polanco, R OBP: 0.389, SLG: 0.391	L8		26 1B 28 HR BB		28 BB 1B		G4-3			4	1	2	0	1	0	0											
26 Chase Utley, L OBP: 0.356, SLG: 0.516	6 1B		28 HR 1B		F7		K			5	1	2	0	0	2	2											
6 Ryan Howard, L OBP: 0.356, SLG: 0.516	1B		L9		K		28 1B 29 2B BB			4	1	1	0	1	2	4											
28 Jayson Werth, R OBP: 0.384, SLG: 0.525	P5		1-H 2-H HR		BB		29 2B 1B			4	2	2	3	1	0	3											
29 Raul Ibanez, L OBP: 0.352, SLG: 0.444	G4-3		21 E 2B		G4-3		1-H 2B			4	0	2	2	0	0	2											
51 Carlos Ruiz, R OBP: 0.397, SLG: 0.440	F7		21 E IBB		F8		G4-3			3	0	0	0	1	0	1											
21 Wilson Valdez, R OBP: 0.298, SLG: 0.360	8 S 34 1B 1B		FC5		E1		8 L4-6 7 PB 1B			4	0	2	0	0	0	2											
34 Roy Halladay, R OBP: 0.157, SLG: 0.148	0.0		K		K		K			3	0	1	0	0	2	4											
7 Ross Gload, L OBP: 0.328, SLG: 0.492	FC6-4		K		K		K			1	0	0	0	0	1	1											
46 Ryan Madson, L ERA: 3.55	1-2		1B							0	0	0	0	0	0	0											
54 Brad Lidge, R ERA: 3.05	1-2		1B							0	0	0	0	0	0	0											
Inning Stats	R: 0 E: 0 K: 0 S: 13	H: 2 LOB: 2 BB: 0 P: 22	R: 0 E: 0 K: 0 S: 13	H: 2 LOB: 0 BB: 0 P: 20	R: 3 E: 1 K: 2 S: 24	H: 3 LOB: 3 BB: 2 P: 44	R: 0 E: 0 K: 1 S: 10	H: 1 LOB: 2 BB: 1 P: 18	R: 0 E: 0 K: 1 S: 9	H: 0 LOB: 1 BB: 0 P: 11	R: 2 E: 0 K: 1 S: 16	H: 2 LOB: 1 BB: 1 P: 24	R: 0 E: 0 K: 1 S: 8	H: 1 LOB: 0 BB: 0 P: 10	R: 0 E: 0 K: 2 S: 10	H: 1 LOB: 1 BB: 0 P: 17	1B: 9 2B: 3 3B: 0 HR: 1	SF: 0 SAC: 0 DP: 1 HBP: 0	WP: 0 PB: 1 SB: 1 CS: 0	PA: 41							
PITCHER	IP	WLS	BF	H	R	ER	SO	BB	IBB	HBP	BLK	WP	HR	S	P	ERA	WHIP										
56 Mike Minor, L ERA: 6.18	2.1	L	15	7	3	3	0	1	0	0	0	0	1	42	73	11.57	3.429										
50 Christian Martinez, R ERA: 3.55	1.2		9	1	0	0	3	1	1	0	0	0	0	18	31	0.00	1.200										
43 Kyle Farnsworth, R ERA: 3.06	1.0		4	0	0	0	1	0	0	0	0	0	0	9	11	0.00	0.000										
38 Mike Dunn, L ERA: 1.13	0.2		5	2	2	2	1	1	0	0	0	0	0	14	22	27.00	4.500										
56 Peter Moylan, R ERA: 3.03	0.1		1	0	0	0	0	0	0	0	0	0	0	2	2	0.00	0.000										
PITCHER	IP	WLS	BF	H	R	ER	SO	BB	IBB	HBP	BLK	WP	HR	S	P	ERA	WHIP										
46 Craig Kimbrel, R ERA: 0.99	7.1		3	1	0	0	1	0	0	0	0	0	0	8	10	0.00	1.000										
39 Jonny Venters, L ERA: 1.74	1.0		4	1	0	0	2	0	0	0	0	0	0	10	17	0.00	1.000										

AB 32
R 3
H 9
RBI 3
BB 2
SO 5
LOB 15

AB 37
R 5
H 12
RBI 5
BB 4
SO 8
LOB 26



Batter	1	2	3	4	5	6	7	8	9	AB	R	H	RBI	BB	SO	LOB	TOP					
4 Omar Infante, R OBP: 0.368, SLG: 0.430	F7		G6-3					22 E 16 1B		4	2	2	1	0	0	1	Atlanta Braves @ Washington Nationals Nationals Park, Washington, DC Fri Sep 24 2010, 7:07 PM - 10:14 PM EDT Att: 22,515 - Clear - 91 F					
22 Jason Heyward, L OBP: 0.396, SLG: 0.468	P6			G4-3				E3 16 1B		4	0	0	0	0	1							
Martin Prado, R OBP: 0.349, SLG: 0.461	G5-3							K		4	0	1	0	0	1	2						
16 Brian McCann, L OBP: 0.379, SLG: 0.461		G4-3								3	0	1	1	1	1	0						
27 Derrek Lee, R OBP: 0.340, SLG: 0.416	F7									4	0	1	0	0	2	2						
13 Nate McLouth, L OBP: 0.285, SLG: 0.320	G4-3									3	0	0	0	0	2	3						
25 Troy Glaus, R OBP: 0.342, SLG: 0.399										1	0	0	0	0	1	2						
28 Rick Ankiel, L OBP: 0.309, SLG: 0.378										0	0	0	0	0	0	0						
2 Alex Gonzalez, R OBP: 0.303, SLG: 0.460										4	0	0	0	0	3	3						
23 Matt Diaz, R OBP: 0.291, SLG: 0.439										2	0	0	0	0	0	0						
7 Brooks Conrad, S OBP: 0.316, SLG: 0.467										1	0	0	0	0	0	0						
15 Tim Hudson, R OBP: 0.136, SLG: 0.247										2	0	0	0	0	2	1						
38 Mike Dunn, L ERA: 2.18										0	0	0	0	0	0	0						
58 Peter Moylan, R ERA: 3.0										0	0	0	0	0	0	0						
43 Kyle Farnsworth, R ERA: 3.16										0	0	0	0	0	0	0						
20 Eric Hinske, L OBP: 0.295, SLG: 0.447										1	1	1	0	0	0	0						
13 Billy Wagner, L ERA: 1.41										0	0	0	0	0	0	0						
5 Freddie Freeman, L OBP: 0.325, SLG: 0.515										1	0	0	0	0	1	0						
Inning Stats	R: 0 E: 0 K: 0 S: 9	H: 0 LOB: 0 BB: 0 P: 14	R: 0 E: 0 K: 0 S: 11	H: 0 LOB: 0 BB: 0 P: 16	R: 0 E: 1 K: 2 S: 13	H: 0 LOB: 1 BB: 0 P: 19	R: 0 E: 0 K: 1 S: 10	H: 2 LOB: 3 BB: 1 P: 16	R: 1 E: 0 K: 2 S: 13	H: 1 LOB: 0 BB: 0 P: 18	R: 0 E: 0 K: 2 S: 13	H: 0 LOB: 0 BB: 0 P: 18	R: 0 E: 0 K: 2 S: 8	H: 0 LOB: 0 BB: 0 P: 11	R: 2 E: 1 K: 3 S: 20	H: 3 LOB: 2 BB: 0 P: 31	R: 0 E: 0 K: 2 S: 10	H: 0 LOB: 0 BB: 0 P: 17	1B: 5 2B: 0 3B: 0 HR: 1	SF: 0 SAC: 0 DP: 0 HBP: 1	WP: 0 PB: 0 SB: 0 CS: 0	PA: 36
PITCHER	IP WLS BF H R ER SO BB IBB HBP BLK WP HR S P ERA WHIP																					
27 Jordan Zimmermann, R ERA: 5.78	5.0 W 20 3 1 1 5 1 0 1 0 0 1 56 83 1.80 0.800																					
36 Tyler Clippard, R ERA: 2.77	2.0 H 6 0 0 0 4 0 0 0 0 0 0 0 21 29 0.00 0.000																					
62 Joel Peralta, R ERA: 2.18	0.1 4 2 2 1 1 0 0 0 0 0 0 0 12 18 27.00 6.000																					
17 Sean Burnett, L ERA: 2.34	0.2 3 1 0 0 2 0 0 0 0 0 0 0 8 13 0.00 1.500																					
43 Miguel Batista, R ERA: 3.85	1.0 3 0 0 0 2 0 0 0 0 0 0 0 10 17 0.00 0.000																					
Batter	1	2	3	4	5	6	7	8	9	AB	R	H	RBI	BB	SO	LOB	BOTTOM					
8 Danny Espinosa, S OBP: 0.280, SLG: 0.539	G3	G1-3		G4-3				44 1B 2 E BB		3	2	0	0	2	0	3	Atlanta Braves @ Washington Nationals Nationals Park, Washington, DC Fri Sep 24 2010, 7:07 PM - 10:14 PM EDT Att: 22,515 - Clear - 91 F					
2 Roger Bernadina, L OBP: 0.313, SLG: 0.402	G3-1			G1-4-3				E1 1B		4	0	1	1	0	1	0						
6 Ian Desmond, R OBP: 0.317, SLG: 0.412	G6-3									4	1	1	0	1	1	1						
44 Adam Dunn, L OBP: 0.363, SLG: 0.551										5	2	3	5	0	2	1						
30 Justin Maxwell, R OBP: 0.291, SLG: 0.277										0	0	0	0	0	0	0						
38 Michael Morse, R OBP: 0.358, SLG: 0.525										4	0	1	0	1	1	3						
22 Willie Harris, L OBP: 0.289, SLG: 0.372										3	1	1	1	1	0	2						
7 Ivan Rodriguez, R OBP: 0.299, SLG: 0.356										2	1	1	0	2	0	0						
12 Alberto Gonzalez, R OBP: 0.297, SLG: 0.321										4	1	1	0	0	1	4						
27 Jordan Zimmermann, R ERA: 5.78										2	0	1	0	0	0	0						
36 Mike Dunn, L ERA: 1.13										0	0	0	0	0	0	0						
58 Peter Moylan, R ERA: 3.0										0	0	0	0	0	0	0						
43 Kyle Farnsworth, R ERA: 3.16										0	0	0	0	0	0	0						
13 Billy Wagner, L ERA: 1.41										0	0	0	0	0	0	0						
Inning Stats	R: 0 E: 0 K: 0 S: 6	H: 4 LOB: 3 BB: 0 P: 9	R: 1 E: 0 K: 1 S: 13	H: 4 LOB: 3 BB: 0 P: 19	R: 2 E: 0 K: 1 S: 18	H: 2 LOB: 2 BB: 2 P: 31	R: 0 E: 0 K: 0 S: 5	H: 0 LOB: 0 BB: 0 P: 7	R: 0 E: 0 K: 1 S: 6	H: 0 LOB: 1 BB: 1 P: 15	R: 3 E: 0 K: 0 S: 11	H: 2 LOB: 2 BB: 3 P: 30	R: 1 E: 0 K: 1 S: 11	H: 1 LOB: 0 BB: 0 P: 15	R: 1 E: 1 K: 3 S: 14	H: 1 LOB: 1 BB: 1 P: 24	1B: 7 2B: 0 3B: 0 HR: 3	SF: 1 SAC: 1 DP: 0 HBP: 0	WP: 0 PB: 0 SB: 0 CS: 0	PA: 41		
PITCHER	IP WLS BF H R ER SO BB IBB HBP BLK WP HR S P ERA WHIP																					
15 Tim Hudson, R ERA: 2.8	5.2 L 30 7 6 6 3 5 1 0 0 0 0 0 0 54 102 9.53 2.118																					
36 Mike Dunn, L ERA: 1.13	0.0 1 1 0 0 0 0 0 0 0 0 0 0 3 6 -- --																					
58 Peter Moylan, R ERA: 3.0	0.1 1 0 0 0 0 0 0 0 0 0 0 0 2 3 0.00 0.000																					
43 Kyle Farnsworth, R ERA: 3.16	1.0 4 1 1 1 1 0 0 0 0 0 0 0 11 15 9.00 1.000																					
13 Billy Wagner, L ERA: 1.41	1.0 5 1 1 0 3 1 0 0 0 0 0 0 14 24 0.00 2.000																					

Batter	1	2	3	4	5	6	7	8	9	AB	R	H	RBI	BB	SO	LOB	TOP					
4 Omar Infante, R OBP: 0.366, SLG: 0.426	L8		G5-3		F7		G5-3		BB	4	0	0	0	1	0	2						
22 Jason Heyward, L OBP: 0.396, SLG: 0.466	K		16 1B		F9		K		K	5	0	1	0	0	3	2						
Martin Prado, R OBP: 0.349, SLG: 0.459	G6-3		P3						K	4	1	1	0	1	1	3						
16 Brian McCann, L OBP: 0.378, SLG: 0.460		F9	E5							4	0	1	0	0	0	2						
8 David Ross, R OBP: 0.316, SLG: 0.444					P4		F9			0	0	0	0	1	0	0						
27 Derrek Lee, R OBP: 0.343, SLG: 0.418	F8									2	1	1	1	2	0	0						
5 Freddie Freeman, L (8, PR) OBP: 0.118, SLG: 0.294									K	1	0	0	0	0	1	2						
13 Nate McLouth, L OBP: 0.292, SLG: 0.325					L4-3					3	1	2	0	1	0	1						
2 Alex Gonzalez, R OBP: 0.317, SLG: 0.465										3	1	1	3	1	1	2						
53 Melky Cabrera, S OBP: 0.316, SLG: 0.354										4	0	1	0	0	1	4						
32 Derek Lowe, R ERA: 4.235, SLG: 0.235										1	1	1	0	0	0	0						
20 Eric Hinske, L OBP: 0.306, SLG: 0.446										1	0	0	0	0	0	0						
58 Peter Moylan, R ERA: 5.15										0	0	0	0	0	0	0						
39 Jonny Venters, L ERA: 1.81										0	0	0	0	0	0	0						
7 Brooks Conrad, S OBP: 0.259, SLG: 0.316										1	0	0	0	0	1	2						
46 Craig Kimbrel, R ERA: 1.39										0	0	0	0	0	0	0						
13 Billy Wagner, L ERA: 1.39										0	0	0	0	0	0	0						
Inning Stats	R: 0 H: 0 E: 0 K: 1 S: 9	H: 0 LOB: 0 BB: 0 P: 11	R: 0 H: 1 E: 0 K: 0 S: 12	LOB: 2 BB: 1 P: 21	R: 1 H: 3 E: 1 K: 0 S: 16	LOB: 2 BB: 0 P: 21	R: 0 H: 0 E: 0 K: 0 S: 5	H: 0 LOB: 0 BB: 1 P: 9	R: 0 H: 1 E: 0 K: 0 S: 11	H: 1 LOB: 1 BB: 0 P: 13	R: 4 H: 3 E: 0 K: 0 S: 15	H: 3 LOB: 0 BB: 1 P: 27	R: 0 H: 1 E: 0 K: 1 S: 9	H: 1 LOB: 2 BB: 0 P: 14	R: 0 H: 0 E: 0 K: 3 S: 10	H: 0 LOB: 2 BB: 2 P: 22	R: 0 H: 0 E: 0 K: 3 S: 11	H: 0 LOB: 2 BB: 2 P: 22	1B: 6 2B: 3 3B: 0 HR: 1	SF: 0 SAC: 1 DP: 1 HBP: 0	WP: 1 PB: 0 SB: 0 CS: 0	PA: 41
PITCHER	IP	WLS	BF	H	R	ER	SO	BB	IBB	HBP	BLK	WP	HR	S	P	ERA	WHIP					
29 Yuniesky Maya, R ERA: 6.43	5.1	L	25	8	5	4	1	3	0	0	0	1	1	62	92	6.75	2.062					
35 Craig Stammen, R ERA: 5.15	1.2		6	1	0	0	1	0	0	0	0	0	0	15	24	0.00	0.600					
46 Joe Bisenius, R ERA: 2.25	1.0		5	0	0	0	3	2	0	0	0	0	0	10	22	0.00	2.000					
23 Collin Balester, R ERA: 2.12	1.0		5	0	0	0	3	2	0	0	0	0	0	11	22	0.00	2.000					

Atlanta Braves @ Washington Nationals
Nationals Park, Washington, DC
Sat Sep 25 2010, 1:08 PM - 4:12 PM EDT
Att: 23,824 - Partly Cloudy - 88 F

AB 33
R 5
H 9
RBI 4
BB 7
SO 8
LOB 20

livebaseballscorecards.com

Braves

Batter	1	2	3	4	5	6	7	8	9	AB	R	H	RBI	BB	SO	LOB	BOTTOM					
1 Nnyer Morgan, L OBP: 0.317, SLG: 0.319	2B		F7		G1-3		K		F8	5	0	1	0	0	1	2						
2 Roger Bernadina, L OBP: 0.312, SLG: 0.400	K				G3-1		FC4-6 6 BB		G4-3	4	0	1	0	0	0	1						
46 Joe Bisenius, R										0	0	0	0	0	0	0						
23 Collin Balester, R										0	0	0	0	0	0	0						
32 Kevin Mench, R OBP: 0.200, SLG: 0.130										1	0	0	0	0	0	1						
6 Ian Desmond, R OBP: 0.316, SLG: 0.408	K		F8		E3				K	4	0	0	0	1	2	3						
44 Adam Dunn, L OBP: 0.363, SLG: 0.548			G4-3		E8					3	0	0	0	1	1	4						
38 Michael Morse, R OBP: 0.357, SLG: 0.518	F8				FC5-4					3	0	0	0	1	1	4						
20 Adam Kennedy, L OBP: 0.323, SLG: 0.330	G4-3				G3				L4	3	0	0	0	1	0	1						
3 Wilson Ramos, R OBP: 0.294, SLG: 0.394	G5-3								P3	4	0	1	0	0	0	2						
12 Alberto Gonzalez, R OBP: 0.302, SLG: 0.325									K	4	0	2	0	0	2	1						
29 Yuniesky Maya, R OBP: 0.167, SLG: 0.167	K				G1-3					2	0	0	0	0	1	3						
35 Craig Stammen, R ERA: 2.85										0	0	0	0	0	0	0						
30 Justin Maxwell, R OBP: 0.303, SLG: 0.295										1	0	1	0	1	0	0						
Inning Stats	R: 0 H: 1 E: 0 K: 2 S: 18	H: 1 LOB: 1 BB: 0 P: 29	R: 0 H: 1 E: 0 K: 1 S: 12	LOB: 1 BB: 0 P: 16	R: 0 H: 1 E: 0 K: 0 S: 9	LOB: 1 BB: 0 P: 19	R: 0 H: 2 E: 0 K: 1 S: 12	H: 2 LOB: 2 BB: 0 P: 16	R: 0 H: 0 E: 0 K: 1 S: 13	H: 0 LOB: 2 BB: 2 P: 23	R: 0 H: 0 E: 0 K: 1 S: 9	H: 0 LOB: 1 BB: 1 P: 15	R: 0 H: 0 E: 0 K: 2 S: 15	H: 0 LOB: 2 BB: 2 P: 27	R: 0 H: 0 E: 0 K: 1 S: 9	H: 0 LOB: 1 BB: 1 P: 16	R: 0 H: 1 E: 0 K: 1 S: 8	H: 1 LOB: 1 BB: 0 P: 12	1B: 4 2B: 2 3B: 0 HR: 0	SF: 0 SAC: 0 DP: 1 HBP: 0	WP: 1 PB: 0 SB: 0 CS: 0	PA: 39
PITCHER	IP	WLS	BF	H	R	ER	SO	BB	IBB	HBP	BLK	WP	HR	S	P	ERA	WHIP					
32 Derek Lowe, R ERA: 4.07	5.0	W	23	5	0	0	4	1	0	0	0	0	0	64	103	0.00	1.200					
58 Peter Moylan, R ERA: 2.85	1.0		3	0	0	0	1	1	0	0	0	0	0	9	15	0.00	1.000					
39 Jonny Venters, L ERA: 1.81	1.0		5	0	0	0	2	2	0	0	0	0	0	15	27	0.00	2.000					
46 Craig Kimbrel, R ERA: 0.53	1.0		4	0	0	0	1	1	0	0	0	1	0	9	16	0.00	1.000					
13 Billy Wagner, L ERA: 1.39	1.0		4	1	0	0	1	0	0	0	0	0	0	8	12	0.00	1.000					

Atlanta Braves @ Washington Nationals
Nationals Park, Washington, DC
Sat Sep 25 2010, 1:08 PM - 4:12 PM EDT
Att: 23,824 - Partly Cloudy - 88 F

AB 34
R 0
H 6
RBI 0
BB 5
SO 9
LOB 23

livebaseballscorecards.com

WASHINGTON NATIONALS

Batter	1	2	3	4	5	6	7	8	9	AB	R	H	RBI	BB	SO	LOB	TOP					
4 Omar Infante, R OBP: 0.363, SLG: 0.422										4	0	0	0	0	1	2						
22 Jason Heyward, L OBP: 0.395, SLG: 0.463										3	0	0	0	1	0	2						
Martin Prado, R OBP: 0.350, SLG: 0.460										4	0	2	0	0	1	0						
16 Brian McCann, L OBP: 0.379, SLG: 0.459										3	0	1	0	1	0	2						
5 Freddie Freeman, L OBP: 0.100, SLG: 0.250										3	0	0	0	0	1	3						
27 Derrek Lee, R OBP: 0.342, SLG: 0.417										1	0	0	0	0	1	0						
2 Alex Gonzalez, R OBP: 0.302, SLG: 0.462										4	0	0	0	0	1	4						
53 Melky Cabrera, S OBP: 0.316, SLG: 0.356										4	1	1	0	0	1	2						
28 Rick Ankiel, L OBP: 0.313, SLG: 0.400										4	1	2	2	0	0	0						
37 Brandon Beachy, R OBP: 0.236, SLG: 0.250										2	0	1	0	0	1	0						
38 Mike Dunn, L OBP: 0.246, SLG: 0.448										0	0	0	0	0	0	0						
20 Eric Hinske, L OBP: 0.346, SLG: 0.444										0	0	0	0	0	0	0						
23 Matt Diaz, R OBP: 0.295, SLG: 0.370										1	0	0	0	0	1	1						
43 Kyle Farnsworth, R OBP: 0.306, SLG: 0.292										0	0	0	0	0	0	0						
39 Jonny Venters, L OBP: 0.200, SLG: 0.250										0	0	0	0	0	0	0						
46 Craig Kimbrel, R OBP: 0.200, SLG: 0.250										0	0	0	0	0	0	0						
Inning Stats	R: 0 E: 0 K: 0 S: 7	H: 1 LOB: 1 BB: 1 P: 15	R: 0 E: 0 K: 1 S: 6	H: 0 LOB: 0 BB: 0 P: 7	R: 0 E: 0 K: 0 S: 8	H: 1 LOB: 1 BB: 0 P: 11	R: 0 E: 0 K: 1 S: 13	H: 1 LOB: 2 BB: 0 P: 23	R: 1 E: 0 K: 1 S: 10	H: 1 LOB: 0 BB: 0 P: 15	R: 0 E: 0 K: 0 S: 8	H: 1 LOB: 1 BB: 1 P: 15	R: 1 E: 0 K: 2 S: 12	H: 2 LOB: 1 BB: 0 P: 20	R: 0 E: 0 K: 1 S: 9	H: 0 LOB: 0 BB: 0 P: 17	R: 0 E: 0 K: 2 S: 10	H: 0 LOB: 0 BB: 0 P: 14	1B: 4 2B: 3 3B: 0 HR: 1	SF: 0 SAC: 0 DP: 2 HBP: 0	WP: 0 PB: 0 SB: 0 CS: 0	PA: 35
PITCHER	IP: 6.0 WLS: 2 BF: 26 H: 7 R: 2 ER: 2 SO: 3 BB: 2 IBB: 0 HBP: 0 BLK: 0 WP: 0 HR: 1 S: 55 P: 93 ERA: 3.00 WHIP: 1.500	IP: 2.0 WLS: 0 BF: 6 H: 0 R: 0 ER: 0 SO: 3 BB: 0 IBB: 0 HBP: 0 BLK: 0 WP: 0 HR: 0 S: 18 P: 30 ERA: 0.00 WHIP: 0.000	IP: 1.0 WLS: 0 BF: 3 H: 0 R: 0 ER: 0 SO: 2 BB: 0 IBB: 0 HBP: 0 BLK: 0 WP: 0 HR: 0 S: 10 P: 14 ERA: 0.00 WHIP: 0.000																			

Atlanta Braves @ Washington Nationals
Nationals Park, Washington, DC
Sun Sep 26 2010, 1:39 PM - 4:34 PM EDT
Att: 21,625 - Cloudy - 65 F

AB 33
R 2
H 7
RBI 2
BB 2
SO 8
LOB 16



Batter	1	2	3	4	5	6	7	8	9	AB	R	H	RBI	BB	SO	LOB	BOTTOM				
8 Danny Espinosa, S OBP: 0.302, SLG: 0.544										3	1	2	0	1	1	0					
1 Nyjer Morgan, L OBP: 0.320, SLG: 0.320										2	1	1	1	2	1	1					
6 Ian Desmond, R OBP: 0.315, SLG: 0.407										4	0	1	2	0	2	4					
44 Adam Dunn, L OBP: 0.362, SLG: 0.545										3	0	0	0	1	3	2					
20 Adam Kennedy, L OBP: 0.323, SLG: 0.330										0	0	0	0	0	0	0					
38 Michael Morse, R OBP: 0.356, SLG: 0.516										3	0	1	1	0	2	0					
2 Roger Bernadina, L OBP: 0.311, SLG: 0.397										3	0	0	0	1	0	2					
7 Ivan Rodriguez, R OBP: 0.301, SLG: 0.356										3	1	1	0	1	1	0					
12 Alberto Gonzalez, R OBP: 0.301, SLG: 0.323										4	0	1	0	0	1	2					
61 Livan Hernandez, R OBP: 0.287, SLG: 0.230										2	0	0	0	0	2	2					
17 Sean Burnett, L ERA: 1.06										0	0	0	0	0	0	0					
22 Willie Harris, L OBP: 0.295, SLG: 0.370										1	1	0	0	1	0	2					
30 Justin Maxwell, R OBP: 0.306, SLG: 0.292										1	0	0	0	0	1	0					
22 Drew Storen, S OBP: 0.200, SLG: 0.250										0	0	0	0	0	0	0					
Inning Stats	R: 1 E: 0 K: 2 S: 13	H: 1 LOB: 2 BB: 2 P: 29	R: 1 E: 0 K: 1 S: 16	H: 3 LOB: 1 BB: 1 P: 27	R: 0 E: 0 K: 2 S: 10	H: 0 LOB: 0 BB: 0 P: 13	R: 0 E: 0 K: 2 S: 9	H: 0 LOB: 0 BB: 0 P: 13	R: 0 E: 0 K: 2 S: 10	H: 1 LOB: 0 BB: 0 P: 14	R: 0 E: 0 K: 2 S: 9	H: 0 LOB: 0 BB: 0 P: 11	R: 2 E: 0 K: 1 S: 14	H: 1 LOB: 2 BB: 3 P: 33	R: 0 E: 0 K: 2 S: 12	H: 1 LOB: 2 BB: 1 P: 20	1B: 7 2B: 2 3B: 0 HR: 0	SF: 0 SAC: 0 DP: 2 HBP: 0	WP: 1 PB: 0 SB: 1 CS: 1	PA: 36	
PITCHER	IP: 5.0 WLS: 3 BF: 21 H: 5 R: 2 ER: 2 SO: 9 BB: 3 IBB: 0 HBP: 0 BLK: 0 WP: 1 HR: 0 S: 58 P: 96 ERA: 3.60 WHIP: 1.600	IP: 1.0 WLS: 0 BF: 3 H: 0 R: 0 ER: 0 SO: 2 BB: 0 IBB: 0 HBP: 0 BLK: 0 WP: 0 HR: 0 S: 9 P: 11 ERA: 0.00 WHIP: 0.000	IP: 0.2 WLS: 0 BF: 4 H: 2 R: 2 ER: 2 SO: 0 BB: 2 IBB: 0 HBP: 0 BLK: 0 WP: 0 HR: 0 S: 19 P: 27.00 ERA: 3.000	IP: 0.1 WLS: 0 BF: 3 H: 1 R: 0 ER: 0 SO: 1 BB: 1 IBB: 0 HBP: 0 BLK: 0 WP: 0 HR: 0 S: 5 P: 14 ERA: 0.00 WHIP: 6.000	IP: 1.0 WLS: 0 BF: 5 H: 1 R: 0 ER: 0 SO: 2 BB: 1 IBB: 0 HBP: 0 BLK: 0 WP: 0 HR: 0 S: 12 P: 20 ERA: 0.00 WHIP: 2.000																

Atlanta Braves @ Washington Nationals
Nationals Park, Washington, DC
Sun Sep 26 2010, 1:39 PM - 4:34 PM EDT
Att: 21,625 - Cloudy - 65 F

AB 29
R 4
H 7
RBI 4
BB 7
SO 14
LOB 15



Batter	1	2	3	4	5	6	7	8	9	AB	R	H	RBI	BB	SO	LOB	TOP				
1 Emilio Bonifacio, S (1.6) OBP: 0.328, SLG: 0.354										3	0	1	0	2	1	0	Florida Marlins @ Atlanta Braves Turner Field, Atlanta, GA Tue Sep 28 2010, 7:11 PM - 9:54 PM EDT Att: 36,155 - Partly Cloudy - 72 F				
24 Cameron Maybin, R (1.8) OBP: 0.302, SLG: 0.361										4	0	2	1	0	2	1					
33 Scott Cousins, L (7.8) OBP: 0.300, SLG: 0.500										0	0	0	0	0	0	0					
7 Hector Luna, R (9.7) OBP: 0.143, SLG: 0.407										1	0	0	0	0	1	1					
20 Logan Morrison, L (1.7) OBP: 0.395, SLG: 0.438										4	0	0	0	1	2	4					
6 Dan Uggla, R (1.4) OBP: 0.369, SLG: 0.505										3	1	2	1	1	0	2					
15 Gaby Sanchez, R (1.3) OBP: 0.342, SLG: 0.454										4	0	0	0	0	0	6					
3 Chad Tracy, L (1.5) OBP: 0.394, SLG: 0.319										2	0	0	0	1	0	0					
56 Osvaldo Martinez, R (8.7) OBP: 0.379, SLG: 0.360										1	0	0	0	0	0	0					
27 Giancarlo Stanton, R (1.9) OBP: 0.324, SLG: 0.507										4	0	3	0	0	0	1					
6 Brad Davis, R (1.2) OBP: 0.280, SLG: 0.417										4	1	1	0	0	2	3					
19 Anibal Sanchez, R (1.1) OBP: 0.164, SLG: 0.105										3	0	0	0	0	1	3					
44 Brian Sanchez, R (7.1)										0	0	0	0	0	0	0					
31 Burke Badenhop, R (8.1)										0	0	0	0	0	0	0					
18 Wes Helms, R (9.7) OBP: 0.300, SLG: 0.343										1	0	0	0	0	1	0					
Inning Stats	R: 0 E: 0 K: 0 S: 11	H: 1 LOB: 0 BB: 0 P: 17	R: 0 E: 0 K: 0 S: 5	H: 1 LOB: 1 BB: 1 P: 13	R: 1 E: 0 K: 1 S: 15	H: 3 LOB: 3 BB: 1 P: 25	R: 0 E: 0 K: 1 S: 8	H: 1 LOB: 1 BB: 0 P: 10	R: 0 E: 0 K: 1 S: 11	H: 0 LOB: 2 BB: 0 P: 23	R: 0 E: 0 K: 3 S: 12	H: 0 LOB: 0 BB: 0 P: 18	R: 1 E: 0 K: 0 S: 9	H: 2 LOB: 1 BB: 0 P: 12	R: 0 E: 0 K: 3 S: 13	H: 0 LOB: 1 BB: 1 P: 21	1B: 7 2B: 1 3B: 0 HR: 1	SF: 0 SAC: 0 DP: 1 HBP: 0	WP: 0 PB: 0 SB: 1 CS: 0	PA: 39	
PITCHER	IP	WLS	BF	H	R	ER	SO	BB	IBB	HBP	BLK	WP	HR	S	P	ERA	WHIP				
15 Tim Hudson, R (1.1) ERA: 2.76	6.0		27	7	1	1	4	3	1	0	0	0	0	58	100	1.50	1.667				
46 Craig Kimbrel, R (7.1) ERA: 0.47	1.0	W	3	0	0	0	3	0	0	0	0	0	0	12	18	0.00	0.000				
58 Peter Moylan, R (8.1) ERA: 3.0	0.1	H	2	1	1	1	0	0	0	0	0	0	1	4	6	27.00	3.000				
39 Jonny Venters, L (8.1) ERA: 1.78	0.2	H	3	1	0	0	0	0	0	0	0	0	0	5	6	0.00	1.500				
13 Billy Wagner, L (9.1) ERA: 1.34	1.0	S	4	0	0	0	3	1	0	0	0	0	0	13	21	0.00	1.000				

Batter	1	2	3	4	5	6	7	8	9	AB	R	H	RBI	BB	SO	LOB	BOTTOM					
4 Omar Infante, R (1.4) OBP: 0.364, SLG: 0.421										4	0	1	0	0	1	0	Florida Marlins @ Atlanta Braves Turner Field, Atlanta, GA Tue Sep 28 2010, 7:11 PM - 9:54 PM EDT Att: 36,155 - Partly Cloudy - 72 F					
22 Jason Heyward, L (1.9) OBP: 0.394, SLG: 0.459										3	0	1	0	1	0	1						
16 Brian McCann, L (1.2) OBP: 0.376, SLG: 0.459										4	0	0	0	0	1	2						
27 Derrek Lee, R (1.3) OBP: 0.340, SLG: 0.415										3	0	1	0	1	1	1						
53 Melky Cabrera, S (1.7) OBP: 0.317, SLG: 0.357										4	1	2	0	0	0	1						
2 Alex Gonzalez, R (1.6) OBP: 0.299, SLG: 0.457										2	0	0	0	0	0	1						
7 Brooks Conrad, S (1.5) OBP: 0.318, SLG: 0.482										3	1	1	1	0	1	0						
28 Rick Ankiel, L (1.8) OBP: 0.315, SLG: 0.393										3	0	1	0	0	1	1						
15 Tim Hudson, R (1.1) OBP: 0.379, SLG: 0.340										2	0	0	0	0	1	1						
46 Craig Kimbrel, R (7.1) ERA: 3.62										0	0	0	0	0	0	0						
20 Eric Hinske, L (7.9) OBP: 0.345, SLG: 0.460										0	0	0	0	0	0	0						
58 Peter Moylan, R (8.1) ERA: 2.23										0	0	0	0	0	0	0						
39 Jonny Venters, L (8.1) ERA: 4.22										0	0	0	0	0	0	0						
Inning Stats	R: 0 E: 1 K: 2 S: 8	H: 0 LOB: 1 BB: 1 P: 16	R: 0 E: 0 K: 1 S: 8	H: 1 LOB: 0 BB: 0 P: 15	R: 0 E: 0 K: 1 S: 9	H: 0 LOB: 1 BB: 1 P: 15	R: 0 E: 0 K: 1 S: 12	H: 1 LOB: 1 BB: 0 P: 17	R: 0 E: 0 K: 0 S: 11	H: 2 LOB: 2 BB: 0 P: 18	R: 3 E: 0 K: 1 S: 15	H: 4 LOB: 1 BB: 0 P: 23	R: 0 E: 0 K: 0 S: 11	H: 0 LOB: 0 BB: 0 P: 16	1B: 5 2B: 2 3B: 1 HR: 1	SF: 0 SAC: 1 DP: 1 HBP: 0	WP: 1 PB: 0 SB: 1 CS: 0	PA: 32				
PITCHER	IP	WLS	BF	H	R	ER	SO	BB	IBB	HBP	BLK	WP	HR	S	P	ERA	WHIP					
19 Anibal Sanchez, R (1.1) ERA: 3.62	6.2	L	27	7	3	3	6	2	0	0	0	0	1	0	3	7	4.05	1.350				
44 Brian Sanchez, R (7.1) ERA: 2.23	0.1		2	1	0	0	0	0	0	0	0	0	0	3	7	0.00	3.000					
31 Burke Badenhop, R (8.1) ERA: 4.22	1.0		3	0	0	0	0	0	0	0	0	0	0	11	16	0.00	0.000					

Batter	1	2	3	4	5	6	7	8	9	AB	R	H	RBI	BB	SO	LOB	TOP		
56 Andres Torres, S OBP: 0.231, SLG: 0.167										4	0	1	0	1	1	2	San Francisco Giants @ Atlanta Braves Turner Field, Atlanta, GA Sun Oct 10 2010, 4:38 PM - 8:07 PM EDT Att: 53,284 - Sunny - 84 F		
21 Freddy Sanchez, R OBP: 0.286, SLG: 0.167										4	1	1	0	1	1	2			
17 Aubrey Huff, L OBP: 0.357, SLG: 0.250 38 Brian Wilson, R OBP: 0.250, SLG: 0.250									5	0	2	1	0	1	0	4			
28 Buster Posey, R OBP: 0.500, SLG: 0.500									4	0	2	0	1	1	2				
9 Pat Burrell, R OBP: 0.333, SLG: 0.750 12 Nate Schierholz, L OBP: 0.250, SLG: 0.250									2	0	0	0	1	1	2				
5 Juan Uribe, R OBP: 0.167, SLG: 0.091									4	0	0	0	0	1	7				
14 Mike Fontenot, L OBP: 0.250, SLG: 0.750									4	1	1	0	0	1	3				
13 Cody Ross, R OBP: 0.250, SLG: 0.273									4	0	0	0	0	0	0				
57 Jonathan Sanchez, L 54 Sergio Romo, R 35 Travis Ishikawa, L								3	0	0	0	0	2	1					
Inning Stats	R: 0 H: 1 E: 1 K: 1 S: 14	H: 1 LOB: 3 BB: 2 P: 24	R: 1 H: 1 E: 1 K: 0 S: 10	H: 1 LOB: 2 BB: 1 P: 16	R: 0 H: 1 E: 0 K: 1 S: 8	H: 1 LOB: 0 BB: 0 P: 12	R: 0 H: 0 E: 0 K: 1 S: 8	H: 0 LOB: 0 BB: 0 P: 9	R: 0 H: 0 E: 0 K: 0 S: 6	H: 1 LOB: 1 BB: 0 P: 14	R: 0 H: 0 E: 0 K: 2 S: 12	H: 0 LOB: 1 BB: 1 P: 21	R: 0 H: 2 E: 0 K: 3 S: 14	H: 2 LOB: 2 BB: 0 P: 20	R: 2 H: 2 E: 1 K: 2 S: 19	H: 2 LOB: 2 BB: 1 P: 30		1B: 7 2B: 0 3B: 1 HR: 0	SF: 0 SAC: 0 DP: 1 HBP: 0
PITCHER	IP: 7.0 WLS: 29 BF: 4 H: 2 R: 1 ER: 0 SO: 5 BB: 4 IBB: 0 HBP: 0 BLK: 0 WP: 0 HR: 0 S: 68 P: 106 ERA: 0.00 WHIP: 1.143	IP: 1.0 WLS: 5 BF: 2 H: 1 R: 0 ER: 0 SO: 3 BB: 0 IBB: 0 HBP: 0 BLK: 0 WP: 0 HR: 14 S: 20 P: 29 ERA: 2.7 WHIP: 3.000	IP: 0.2 WLS: 4 BF: 1 H: 2 R: 1 ER: 1 SO: 1 BB: 0 IBB: 0 HBP: 0 BLK: 0 WP: 0 HR: 12 S: 19 P: 13.50 ERA: 2.7 WHIP: 3.000	IP: 0.0 WLS: B BF: 1 H: 1 R: 0 ER: 0 SO: 0 BB: 0 IBB: 0 HBP: 0 BLK: 0 WP: 0 HR: 2 S: 2 P: ∞ ERA: ∞ WHIP: ∞	IP: 0.0 WLS: 1 BF: 0 H: 0 R: 0 ER: 0 SO: 0 BB: 0 IBB: 0 HBP: 0 BLK: 0 WP: 0 HR: 2 S: 4 P: ∞ ERA: ∞ WHIP: ∞	PITCHER	IP: 0.1 WLS: 1 BF: 0 H: 0 R: 0 ER: 0 SO: 1 BB: 0 IBB: 0 HBP: 0 BLK: 0 WP: 0 HR: 0 S: 3 P: 5 ERA: 0.00 WHIP: 0.000												

AB	36
R	3
H	8
RBI	1
BB	5
SO	10
LOB	25



AB	31
R	2
H	4
RBI	2
BB	1
SO	12
LOB	5

