Atlanta Braves - 2011

Batter	1	2	3	4	5	6	7	8	9	10	AB	R	H	RBI	BB	SO	LOB
1 Jordan Schafer, L (1, 10) OBP: 0.250, SLG: 0.500	CCC 0-3 ① K		x 0-0 ② G3		x 0-0 2B		x 0-0 ③ B5-3		x 0-0 ③ F8		4	0	1	0	0	1	0
53 Wilkin Castillo, S (9, PH) (9, 10)											1	0	0	0	0	0	2
13 Nate McLouth, L (1, 8)	BBBB 4-0 16 WP 22 G5-3 BB		x 0-0 ③ G3-1		H 1-0 HBP			x 0-0 ① P6		x 0-0 27 SH3-4 30 1B 17 FC6 1B	1	0	0	0	1	0	0
78 Jose Constanza, L (5, PR) OBP: 0.500, SLG: 0.500											2	1	1	0	0	0	0
(5, 8)																	
22 Jason Heyward, L (1, 9) OBP: 0.333, SLG: 0.333	x 0-0 ② G5-3 1-2			x 0-0 16 G6-4-3 1B	SSC 0-3 ③ K			x 0-0 27 G6-4-3 1B		x 0-0 17 FC6 27 SH3-4 75 1B 1B 1-2	3	0	1	0	0	1	3
30 Wilkin Ramirez, R (5, 9) OBP: 1.000, SLG: 1.000											2	1	2	0	0	0	0
16 Brian McCann, L (1, 2)	BX 1-0 ③ G4-3 2-3			x 0-0 ①② G6-4-3 1-2f		x 0-0 ① F8		x 0-0 ②③ G6-4-3 1-2f		x 0-0 ① SH3-4 1-2 2-3	3	0	0	0	0	0	2
27 J.C. Boscan, R (6, 2)											1	0	0	0	0	0	1
20 Eric Hinske, L (1, 7) OBP: 0.333, SLG: 1.333		x 0-0 ① G5-3		x 0-0 HR		x 0-0 ② F7			BBBB 4-0 4 G4-3 75 1B BB	x 0-0 FC6 75 1B 2-3 3-H	3	1	1	1	0	0	0
17 Matt Young, L (6, 7)											1	1	0	1	1	0	1
5 Freddie Freeman, L (1, 3) OBP: 1.000, SLG: 2.000		x 0-0 E9 23 WP 2B		x 0-0 2B		x 0-0 2B			x 0-0 ① G4-3 1-2	SSS 0-3 ② K	3	1	3	0	0	0	0
4 Joe Mather, R (6, PR)											2	0	0	0	0	1	3
(6, 3)																	
7 Brooks Conrad, S (1, 4)		SSS 0-3 ② K		x 0-0 ③ G3		SSC 0-3 ③ K			x 0-0 24 1B 76 BB 2-H 1B	x 0-0 1-3 3-H 1B	3	0	0	0	0	2	3
75 Ed Lucas, R (6, 4) OBP: 1.000, SLG: 1.000											2	0	2	2	0	0	0
23 Brandon Hicks, R (1, 5)		B SSC 1-3 ③ K 3-H			x 0-0 ① G3-1		SSS 0-3 ① K		BBBB 4-0 24 1B 1-2 BB	SSC 0-3 ③ K	2	0	0	0	0	1	0
76 Shawn Bowman, R (5, 5)											2	0	0	0	1	2	2
24 Diory Hernandez, R (1, 6) OBP: 0.250, SLG: 0.250			x 0-0 ① G4-3		SSS 0-3 ② K		x 0-0 ② G4-3		x 0-0 ② 1-2 2-3 1B		4	0	1	0	0	1	0

TOP

Atlanta Braves @ New York Mets

Digital Domain Park, Port St. Lucie, FL

Sat Feb 26 2011, 1:12 PM - 4:31 PM EST

Att. 6,567 - Sunny - 81 F

livebaseballscorecards.com

AB	39
R	5
H	12
RBI	4
BB	3
SO	9
LOB	17

Inning Stats	1	2	3	4	5	6	7	8	9	10
	R: 0 E: 0 K: 1 S: 5	H: 0 LOB: 1 BB: 1 P: 10	R: 1 E: 1 K: 2 S: 8	H: 1 LOB: 0 BB: 0 P: 9	R: 0 E: 0 K: 0 S: 3	H: 0 LOB: 0 BB: 0 P: 3	R: 1 E: 0 K: 0 S: 5	H: 3 LOB: 1 BB: 0 P: 5	R: 0 E: 0 K: 2 S: 8	H: 1 LOB: 2 BB: 0 P: 9
	R: 0 E: 0 K: 1 S: 6	H: 1 LOB: 1 BB: 0 P: 6	R: 0 E: 0 K: 1 S: 5	H: 0 LOB: 0 BB: 0 P: 5	R: 0 E: 0 K: 0 S: 3	H: 1 LOB: 0 BB: 0 P: 3	R: 1 E: 0 K: 0 S: 4	H: 2 LOB: 2 BB: 2 P: 12	R: 2 E: 0 K: 2 S: 11	H: 3 LOB: 2 BB: 0 P: 11

	1B: 7	SF: 0	WP: 2	PA: 44
	2B: 4	SAC: 1	PB: 0	
	3B: 0	DP: 2	SB: 0	
	HR: 1	HBP: 1	CS: 0	

PITCHER	IP	WLS	BF	H	R	ER	SO	BB	IBB	HBP	BLK	WP	HR	S	P	ERA	WHIP
32 Jenrry Mejia, R (1, 1) ERA:	2.0		8	1	1	0	3	1	0	0	0	2	0	13	19	0.00	1.000
27 Pedro Beato, R (3, 1) ERA: 4.5	2.0		8	3	1	1	0	0	0	0	0	0	1	8	8	4.50	1.500
33 Taylor Buchholz, R (5, 1) ERA:	2.0		9	2	0	0	3	0	0	1	0	0	0	14	15	0.00	1.000
69 John Lujan, R (7, 1) ERA:	1.0		3	0	0	0	1	0	0	0	0	0	0	5	5	0.00	0.000
36 Manny Acosta, R (8, 1) ERA: 4.5	2.0		9	3	1	1	0	2	0	0	0	0	0	7	15	4.50	2.500

PITCHER	IP	WLS	BF	H	R	ER	SO	BB	IBB	HBP	BLK	WP	HR	S	P	ERA	WHIP
66 Armando Rodriguez, R (10, 1) ERA: 18.0	1.0		7	3	2	2	2	0	0	0	0	0	0	11	11	18.00	3.000

Atlanta Braves @ New York Mets

Digital Domain Park, Port St. Lucie, FL

Sat Feb 26 2011, 1:12 PM - 4:31 PM EST

Att. 6,567 - Sunny - 81 F

livebaseballscorecards.com

BOTTOM

Batter	1	2	3	4	5	6	7	8	9	10	AB	R	H	RBI	BB	SO	LOB
7 José Reyes, S (1, 6) 25 Chin-Lung Hu, R (5, 6) OBP: 0.500, SLG: 0.333	G4-3		1 G6-4-3 1B		20 BB 63 E BB		F8		63 2B 1-3 1B	G5-3	2 3	0 0	1 1	0 0	0 1	0 0	0 0
1 Luis Castillo, S (1, 4) OBP: 0.500, SLG: 0.500 63 Jordany Valdespin, L (5, 4) OBP: 0.333, SLG: 0.667	1B		G6-4-3 1-2f		FC4 20 BB 1-2		K		1-3 3-H 2B		2 3	0 0	1 1	0 1	0 0	0 1	1 1
5 David Wright, R (1, 5) 65 Zach Lutz, R (5, 5)	F9			F9	K			6 E BB	K		2 2	0 0	0 0	0 0	0 1	0 2	1 5
16 Ángel Pagán, S (1, 8) 20 Jason Pridie, L (5, 8)	G4-3			G5-3	21 G5-4-3 1-2 2-3 BB			K	BB		2 1	0 0	0 0	0 0	0 2	0 1	1 1
44 Jason Bay, R (1, 7) OBP: 0.500, SLG: 0.500 21 Lucas Duda, L (5, 7)		K		29 BB 1B	G5-4-3 1-2f			F9	P5		2 3	0 0	1 0	0 0	0 0	1 0	0 7
29 Ike Davis, L (1, 3) 6 Nick Evans, R (5, 3) OBP: 0.333, SLG: 0.333		G1-3		BB 1-2		K		FC4 1-2		22 HR 1B	1 3	0 1	0 1	0 0	1 0	0 1	0 1
30 Josh Thole, L (1, 2) OBP: 0.500, SLG: 0.500 13 Mike Nickeas, R (5, 2)		12 FC5-4 1B		G4-3		G6-3		K		F7	2 3	0 0	1 0	0 0	0 0	0 1	2 3
12 Scott Hairston, R (1, 10) OBP: 0.500, SLG: 1.000 28 Daniel Murphy, L (6, PH) (7, 10) 22 Willie Harris, L (9, PR) (10, 10) OBP: 1.000, SLG: 4.000		FC5-4 1-2f			26 HR 2B	G4-3			25 1B 63 2B BB	1-H HR	2 1 1	1 0 2	1 0 1	0 0 2	0 1 0	0 0 0	1 0 0
26 Fernando Martinez, L (1, 9) OBP: 0.500, SLG: 2.000 72 Kirk Nieuwenhuis, L (6, 9)			K		2-H HR		G4-3		K	G4-3	2 3	1 0	1 0	2 0	0 0	1 1	0 1
Inning Stats	R: 0 H: 1 E: 0 LOB: 1 K: 0 BB: 0 S: 4 P: 4	R: 0 H: 1 E: 0 LOB: 1 K: 1 BB: 0 S: 6 P: 6	R: 0 H: 1 E: 0 LOB: 0 K: 1 BB: 0 S: 5 P: 5	R: 0 H: 1 E: 0 LOB: 2 K: 0 BB: 1 S: 4 P: 8	R: 2 H: 2 E: 1 LOB: 2 K: 1 BB: 2 S: 7 P: 16	R: 0 H: 0 E: 0 LOB: 0 K: 1 BB: 0 S: 5 P: 5	R: 0 H: 0 E: 0 LOB: 0 K: 1 BB: 0 S: 5 P: 5	R: 0 H: 0 E: 1 LOB: 2 K: 2 BB: 1 S: 8 P: 12	R: 1 H: 2 E: 0 LOB: 3 K: 2 BB: 2 S: 9 P: 17	R: 2 H: 2 E: 0 LOB: 0 K: 0 BB: 0 S: 5 P: 7	1B: 6 2B: 2 3B: 0 HR: 2	SF: 0 SAC: 0 DP: 2 HBP: 0						

AB	40
R	5
H	10
RBI	5
BB	6
SO	9
LOB	25

WP: 0 PA: 46
PB: 0
SB: 0
CS: 0

PITCHER	IP	WLS	BF	H	R	ER	SO	BB	IBB	HBP	BLK	WP	HR	S	P	ERA	WHIP
49 Jair Jurrjens, R (1, 1) ERA:	2.0		8	2	0	0	1	0	0	0	0	0	0	10	10	0.00	1.000
39 Jonny Venters, L (3, 1) ERA:	1.0	H	3	1	0	0	1	0	0	0	0	0	0	5	5	0.00	1.000
34 Eric O'Flaherty, L (4, 1) ERA:	1.0	H	5	1	0	0	0	1	0	0	0	0	0	4	8	0.00	2.000
46 Craig Kimbrel, R (5, 1) ERA: 54.0	0.1	B	6	2	2	2	1	2	0	0	0	0	1	6	15	54.00	12.000
50 Cristhian Martinez, R (5, 1) ERA:	1.2		4	0	0	0	1	0	0	0	0	0	0	6	6	0.00	0.000

PITCHER	IP	WLS	BF	H	R	ER	SO	BB	IBB	HBP	BLK	WP	HR	S	P	ERA	WHIP
38 Anthony Varvaro, R (7, 1) ERA:	1.0		3	0	0	0	1	0	0	0	0	0	0	0	0	0.00	0.000
57 Stephen Marek, R (8, 1) ERA:	1.0		5	0	0	0	2	1	0	0	0	0	0	8	12	0.00	1.000
61 Juan Abreu, R (9, 1) ERA: 9.0	1.0	B	7	2	1	1	2	2	0	0	0	0	0	9	17	9.00	4.000
71 Mike Broadway, R (10, 1) ERA: 18.0	1.0	B	5	2	2	2	0	0	0	0	0	0	1	5	7	18.00	2.000

New York Mets @ Atlanta Braves

Champion Stadium, Lake Buena Vista, FL

Sun Feb 27 2011, 1:08 PM - 3:36 PM EST

Att. 7,040 - Sunny - 81 F

TOP

livebaseballscorecards.com

Batter	1	2	3	4	5	6	7	8	9	AB	R	H	RBI	BB	SO	LOB
22 Willie Harris, L (1, 7) OBP: 0.750, SLG: 1.667	BBBB 4-0 BB		X 0-0 ③ F7			X 0-0 16 G5-3 28 2B 1-2 1B		X 0-0 63 BB 4 HR 1B	SSS 0-3 ① K	2	1	1	0	1	0	0
21 Lucas Duda, L (6, 7) OBP: 0.200, SLG: 0.200										2	1	1	0	0	1	2
16 Ángel Pagán, S (1, 9)	SSC 0-3 ① K			X 0-0 ① L7		X 0-0 ② G5-3 1-2 2-3		X 0-0 ① F7	X 0-0 ②③ L6 2-2	3	0	0	0	0	1	3
72 Kirk Nieuwenhuis, L (6, 8)										2	0	0	0	0	0	3
28 Daniel Murphy, L (1, 4) OBP: 0.400, SLG: 0.500	X 0-0 ② F7			X 0-0 ② F7		X 0-0 2-H 3-H 2B		BBBB 4-0 1-2 4 HR BB		3	0	1	2	0	0	1
63 Jordany Valdespin, L (6, 4) OBP: 0.500, SLG: 0.667										0	1	0	0	1	0	0
29 Ike Davis, L (1, 3)	X 0-0 ③ G4-3			X 0-0 ③ P6		SSC 0-3 ③ K		X 0-0 1-H 2-H HR		3	0	0	0	0	1	2
4 Russ Adams, L (6, 3) OBP: 1.000, SLG: 4.000										1	1	1	3	0	0	0
12 Scott Hairston, R (1, 8) OBP: 0.600, SLG: 0.750		X 0-0 30 G3-6-3 1B			SSC 0-3 ① K		H 1-0 2 FC6-4 HBP	SSS 0-3 ② K		2	0	1	0	0	1	0
(6, 9)																
86 Emmanuel Garcia, L (7, PR)										1	0	0	0	0	1	0
(7, 9)																
2 Justin Turner, R (1, 5)		X 0-0 ① F8			X 0-0 ② F9		X 0-0 ① FC6-4 19 G1-3 1-2f	BBBB 4-0 BB		3	0	0	0	0	0	2
92 Eric Campbell, R (8, PH)										0	0	0	0	1	0	0
(8, 5)																
30 Josh Thole, L (1, 2) OBP: 0.250, SLG: 0.250		X 0-0 ②③ G3-6-3 1-2f			X 0-0 ③ G3-1		X 0-0 ② G1-3 1-2	X 0-0 ③ F9		2	0	0	0	0	0	1
19 Raul Chavez, R (6, 2)										2	0	0	0	0	0	2
Valentino Pascucci, R (1, 10) OBP: 0.667, SLG: 0.500			X 0-0 ① F9			X 0-0 16 22 G5-3 1B 28 2B 1B	BBBB 4-0 BB		X 0-0 72 25 L6 BB 1B	2	1	1	0	1	0	0
0 Jeff Glenn, R (9, PH) OBP: 1.000, SLG: 1.000										1	0	1	0	0	0	0
(9, 10)																
11 Rubén Tejada, R (1, 6)			X 0-0 ② G5-3			SSC 0-3 ① K	X 0-0 ③ G5-3		BBBB 4-0 1-2 BB	3	0	0	0	0	1	3
25 Chin-Lung Hu, R (9, PH) OBP: 0.600, SLG: 0.333										0	0	0	0	1	0	0
(9, 6)																

Inning Stats	1	2	3	4	5	6	7	8	9	1B: 5	SF: 0	WP: 0	PA: 38
	R: 0 H: 0 E: 0 LOB: 1 K: 1 BB: 1 S: 5 P: 9	R: 0 H: 1 E: 0 LOB: 0 K: 0 BB: 0 S: 3 P: 3	R: 0 H: 0 E: 0 LOB: 0 K: 0 BB: 0 S: 3 P: 3	R: 0 H: 0 E: 0 LOB: 0 K: 0 BB: 0 S: 3 P: 3	R: 0 H: 0 E: 0 LOB: 0 K: 1 BB: 0 S: 5 P: 5	R: 2 H: 3 E: 0 LOB: 1 K: 2 BB: 0 S: 10 P: 10	R: 0 H: 0 E: 0 LOB: 2 K: 0 BB: 1 S: 3 P: 8	R: 3 H: 2 E: 0 LOB: 1 K: 1 BB: 2 S: 7 P: 15	R: 0 H: 1 E: 0 LOB: 1 K: 1 BB: 1 S: 5 P: 9	2B: 2 3B: 0 HR: 1	SAC: 0 DP: 2 HBP: 1	PB: 0 SB: 0 CS: 0	

PITCHER		IP	WLS	BF	H	R	ER	SO	BB	IBB	HBP	BLK	WP	HR	S	P	ERA	WHIP
40 Rodrigo Lopez, R ERA:	(1, 1)	2.0		7	1	0	0	1	1	0	0	0	0	0	8	12	0.00	1.000
36 Mike Minor, L ERA:	(3, 1)	2.0		6	0	0	0	0	0	0	0	0	0	0	6	6	0.00	0.000
37 Brandon Beachy, R ERA: 9.0	(5, 1)	2.0		9	3	2	2	3	0	0	0	0	0	0	15	15	9.00	1.500
58 Peter Moylan, R ERA:	(7, 1)	1.0	H	5	0	0	0	0	1	0	1	0	0	0	3	8	0.00	1.000
43 Scott Proctor, R ERA: 27.0	(8, 1)	1.0	L	7	2	3	3	1	2	0	0	0	0	1	7	15	27.00	4.000

PITCHER		IP	WLS	BF	H	R	ER	SO	BB	IBB	HBP	BLK	WP	HR	S	P	ERA	WHIP
64 Jairo Asencio, R ERA:	(9, 1)	1.0		4	1	0	0	1	1	0	0	0	0	0	5	9	0.00	2.000

AB	32
R	5
H	7
RBI	5
BB	5
SO	6
LOB	19

New York Mets @ Atlanta Braves

Champion Stadium, Lake Buena Vista, FL

Sun Feb 27 2011, 1:08 PM - 3:36 PM EST

Att. 7,040 - Sunny - 81 F

BOTTOM

livebaseballscorecards.com

Batter	1	2	3	4	5	6	7	8	9	AB	R	H	RBI	BB	SO	LOB
14 Martín Prado, R (1, 7) OBP: 0.667, SLG: 0.667	F8		2-H 1B		1B		K			3	0	2	1	0	0	0
28 Brent Clevlen, R (6, 7)										1	0	0	0	0	1	0
1 Jordan Schafer, L (1, 8) OBP: 0.143, SLG: 0.286	B2-3		K		F7			G6-3		3	0	0	0	0	1	2
79 Mycal Jones, R (8, 8)										1	0	0	0	0	0	0
10 Chipper Jones, S (1, 10) OBP: 0.333, SLG: 0.333	K			5 FC3-6 1B	F9			P4		3	0	1	0	0	1	1
30 Wilkin Ramirez, R (8, PH) OBP: 0.667, SLG: 0.667										1	0	0	0	0	0	0
(9, 10)																
26 Dan Uggla, R (1, 4)		G4-3		K	G2-3			K		3	0	0	0	0	1	2
17 Matt Young, L (6, 4)										1	0	0	0	0	1	0
5 Freddie Freeman, L (1, 3) OBP: 0.500, SLG: 1.000		K		FC3-6 8 BB 2 BB 4 BB 1-2f		F7			B4-3	3	1	0	0	0	1	1
78 Jose Constanza, L (7, 3) OBP: 0.333, SLG: 0.333										1	0	0	0	0	0	0
2 Alex Gonzalez, R (1, 6)		F7		4 BB 8 BB 76 1B 1-2 BB		F8			G4-3	2	1	0	0	1	0	0
75 Ed Lucas, R (7, 6) OBP: 0.667, SLG: 0.667										1	0	0	0	0	0	0
8 David Ross, R (1, 2)			F7	4 BB 76 1B 1-2 2-3 BB		F8			4 CS 1B	2	1	0	0	1	0	0
72 Jesús Sucre, R (7, 2) OBP: 1.000, SLG: 1.000										1	0	1	0	0	0	0
77 Tyler Pastornicky, R (9, PR)										0	0	0	0	0	0	0
4 Joe Mather, R (1, 9) OBP: 0.400, SLG: 0.500			14 1B 2B	76 1B 1-2 2-3 3-H BB			G5-3		CS 1-2	2	1	1	1	1	0	0
76 Shawn Bowman, R (1, 5) OBP: 0.333, SLG: 0.200			K	1-3 2-H 3-H 1B			G4-1			3	0	1	2	0	1	1
Inning Stats	R: 0 H: 0 E: 0 LOB: 0 K: 1 BB: 0 S: 5 P: 5	R: 0 H: 0 E: 0 LOB: 0 K: 1 BB: 0 S: 5 P: 5	R: 1 H: 2 E: 0 LOB: 1 K: 2 BB: 0 S: 9 P: 9	R: 3 H: 2 E: 0 LOB: 2 K: 1 BB: 3 S: 6 P: 18	R: 0 H: 1 E: 0 LOB: 1 K: 0 BB: 0 S: 4 P: 4	R: 0 H: 0 E: 0 LOB: 0 K: 0 BB: 0 S: 3 P: 3	R: 0 H: 0 E: 0 LOB: 0 K: 1 BB: 0 S: 5 P: 5	R: 0 H: 0 E: 0 LOB: 0 K: 1 BB: 0 S: 5 P: 5	R: 0 H: 1 E: 0 LOB: 1 K: 0 BB: 0 S: 4 P: 4	1B: 5 SF: 0 2B: 1 SAC: 0 3B: 0 DP: 0 HR: 0 HBP: 0						

	AB	31
	R	4
	H	6
	RBI	4
	BB	3
	SO	7
	LOB	7

WP: 0 PA: 35
PB: 0
SB: 0
CS: 1

PITCHER		IP	WLS	BF	H	R	ER	SO	BB	IBB	HBP	BLK	WP	HR	S	P	ERA	WHIP
55 Chris Young, R ERA:	(1, 1)	2.0		6	0	0	0	2	0	0	0	0	0	0	10	10	0.00	0.000
46 Oliver Pérez, L ERA: 18.0	(3, 1)	2.0		12	4	4	4	3	3	0	0	0	0	0	15	27	18.00	3.500
27 Boof Bonser, R ERA:	(5, 1)	2.0		7	1	0	0	0	0	0	0	0	0	0	7	7	0.00	0.500
48 Pat Misch, L ERA:	(7, 1)	3.0	W	9	1	0	0	2	0	0	0	0	0	0	14	14	0.00	0.333

PITCHER		IP	WLS	BF	H	R	ER	SO	BB	IBB	HBP	BLK	WP	HR	S	P	ERA	WHIP

Batter	1	2	3	4	5	6	7	8	9	AB	R	H	RBI	BB	SO	LOB
21 Michael Bourn, L (1, 8) OBP: 0.667, SLG: 0.500	29 1B 1B		29 1B 9 1B HBP	G4-6-3 1-2f		1-2 1B			19 G6-3 68 1B 1B	2	1	1	0	0	0	3
92 T.J. Steele, R (4, 8) OBP: 1.000, SLG: 1.000										2	0	2	0	0	0	0
29 Brett Wallace, L (1, 3) OBP: 1.000, SLG: 1.000	45 G4-6-3 1-2 1B		9 1B 45 1B 1-3 1B		45 1B 9 BB 23 HBP 1B	F9 ②			19 G6-3 1-2 1B	3	2	3	0	0	0	0
68 Brian Dopirak, R (5, 3) OBP: 0.500, SLG: 0.500										2	0	1	0	0	0	2
9 Hunter Pence, R (1, 9) OBP: 0.667, SLG: 0.500	F7 ①		45 1B 1-3 3-H 1B		B B B B 23 HBP 45 1B 1-2 BB	S S S K ③			G6-3 1-2f 2-3 ①②	2	0	1	1	1	0	2
19 Brian Bogusevic, L (5, 9)										2	0	0	0	0	1	4
45 Carlos Lee, R (1, 7) OBP: 0.667, SLG: 0.667	G4-6-3 ②③ 1-2f		4 FC6-4 1-3 3-H 1B		23 HBP 1-2 2-3 1B		G6-3 ① 46 G6-4-3 1B		P2 ③	3	0	2	1	0	0	2
93 Drew Locke, R (5, PR) (5, 7)										2	0	0	0	0	0	1
4 Jason Michaels, R (1, 10)		F8 ①	FC6-4 ③ 1-2f		F8 ①					3	0	0	0	0	0	5
95 JB Shuck, L (7, PH) OBP: 1.000, SLG: 1.000										1	0	1	0	0	0	0
(7, 10)																
23 Chris Johnson, R (1, 5) OBP: 0.667, SLG: 0.500		G1-3 ②		12 1B 16 BB 1B	H 15 G6-3 1-2 2-3 3-H HBP		G6-4-3 ②③ 1-2f			2	0	1	1	0	0	0
46 J.R. Towles, R (5, 2)										1	0	0	0	0	0	1
15 Jason Castro, L (1, 2)		G3 ③		C C C K ① 1B	G6-3 ②③ 1-2f			F9 ①		3	0	0	0	0	1	4
98 Jonathan Meyer, R (5, 5)										1	0	0	0	0	0	0
16 Matt Downs, R (1, 4)			F8 ① B B B 12 1B 1-2 BB			F7 ①		G4-3 ②		2	0	0	0	1	0	0
69 Jimmy Paredes, S (6, 4)										1	0	0	0	0	0	0
12 Tommy Manzella, R (1, 6) OBP: 0.667, SLG: 0.667			G6-3 ②	21 G4-6-3 1-2 2-3 1B		92 1B 1B		F7 ③		3	0	2	0	0	0	0
90 Jio Mier, R (6, 6)										1	0	0	0	0	0	0
Inning Stats	R: 0 E: 0 K: 0 S: 4 / H: 2 LOB: 1 BB: 0 P: 4	R: 0 E: 0 K: 0 S: 3 / H: 0 LOB: 0 BB: 0 P: 3	R: 2 E: 0 K: 0 S: 6 / H: 3 LOB: 2 BB: 0 P: 7	R: 0 E: 0 K: 1 S: 6 / H: 2 LOB: 2 BB: 1 P: 10	R: 1 E: 0 K: 0 S: 4 / H: 2 LOB: 3 BB: 1 P: 9	R: 0 E: 0 K: 1 S: 7 / H: 2 LOB: 2 BB: 0 P: 7	R: 0 E: 0 K: 0 S: 3 / H: 1 LOB: 0 BB: 0 P: 3	R: 0 E: 0 K: 0 S: 3 / H: 0 LOB: 0 BB: 0 P: 3	R: 0 E: 0 K: 0 S: 4 / H: 2 LOB: 1 BB: 0 P: 4	1B: 14 2B: 0 3B: 0 HR: 0	SF: 0 SAC: 0 DP: 5 HBP: 2						

TOP

Houston Astros @ Atlanta Braves

Champion Stadium, Lake Buena Vista, FL

Mon Feb 28 2011, 1:06 PM - 4:02 PM EST

Att. 3,154 - Partly Cloudy - 82 F

livebaseballscorecards.com

AB	36
R	3
H	14
RBI	3
BB	2
SO	2
LOB	24

PITCHER	IP	WLS	BF	H	R	ER	SO	BB	IBB	HBP	BLK	WP	HR	S	P	ERA	WHIP
32 Derek Lowe, R (1, 1) ERA:	2.0	W	7	2	0	0	0	0	0	0	0	0	0	7	7	0.00	1.000
19 Scott Linebrink, R (3, 1) ERA: 18.0	1.0		7	3	2	2	0	0	0	1	0	0	0	6	7	18.00	3.000
52 George Sherrill, L (4, 1) ERA:	1.0		5	2	0	0	1	1	0	0	0	0	0	6	10	0.00	3.000
62 Cory Gearrin, R (5, 1) ERA: 9.0	1.0		6	2	1	1	0	1	0	1	0	0	0	4	9	9.00	3.000
38 Anthony Varvaro, R (6, 1) ERA:	1.0		5	2	0	0	1	0	0	0	0	0	0	7	7	0.00	2.000

PITCHER	IP	WLS	BF	H	R	ER	SO	BB	IBB	HBP	BLK	WP	HR	S	P	ERA	WHIP
61 Juan Abreu, R (7, 1) ERA: 4.5	1.0		3	1	0	0	0	0	0	0	0	0	0	3	3	0.00	1.000
69 Brett Oberholtzer, L (8, 1) ERA:	2.0		7	2	0	0	0	0	0	0	0	0	0	7	7	0.00	1.000

BOTTOM

Batter	1	2	3	4	5	6	7	8	9	AB	R	H	RBI	BB	SO	LOB
14 Martín Prado, R (1, 7) OBP: 0.571, SLG: 0.500 30 Wilkin Ramirez, R (6, 7) OBP: 0.750, SLG: 1.250	G5-3	G5-3		13 2B 1B	13 BB 28 1B BB 1-2		28 G6-3 3B			3 1	2 1	1 1	0 0	1 0	0 0	1 0
13 Nate McLouth, L (1, 8) OBP: 0.857, SLG: 1.000 78 Jose Constanza, L (6, 9) OBP: 0.250, SLG: 0.250	10 G6-4-3 1B	10 BB 16 1B BB		10 1B 2B 1-H	16 S 28 1B 26 SF9 BB 1-2 2-3 3-H		P5			2 1	3 0	2 0	2 0	2 0	0 0	0 1
10 Chipper Jones, S (1, 10) OBP: 0.500, SLG: 0.400 28 Brent Clevlen, R (4, PR) OBP: 0.333, SLG: 0.333 (5, 10)	G6-4-3 1-2f	16 1B BB 1-2 2-3		26 BB 1B 2-H	22 BLK 1B 1-2 2-H 3-H		G6-3 3-H			2 2	0 0	1 1	1 3	1 0	0 0	1 0
16 Brian McCann, L (1, 2) OBP: 0.286, SLG: 0.286 53 Wilkin Castillo, S (6, 2)	22 G3 26 1B 20 2B 1B 1-3 2-H 3-H 1B			F9	P6 1B 2-3		K			4 1	1 0	2 0	2 0	0 0	0 1	3 0
26 Dan Uggla, R (1, 4) OBP: 0.286, SLG: 0.200 7 Brooks Conrad, S (6, 4)	22 G3 20 2B 1B 1-2 P3			22 BB BB 1-2	SF9 3-H			K		2 1	1 0	1 0	1 0	1 0	0 1	2 0
22 Jason Heyward, L (1, 9) OBP: 0.286, SLG: 0.167 79 Mycal Jones, R (6, 8)	G3 1-2 2-3	G1-3		1-2 BB	L9 1-2			BB		3 0	0 0	0 0	0 0	1 1	0 0	4 0
2 Alex Gonzalez, R (1, 6) OBP: 0.571, SLG: 0.400 77 Tyler Pastornicky, R (6, PR) (7, 6)	20 2B 23 2B BB			F7		75 G4-6-3 1B		F8		3 1	1 0	2 0	0 0	1 0	0 0	2 1
20 Eric Hinske, L (1, 3) OBP: 0.500, SLG: 1.333 76 Shawn Bowman, R (5, PR) OBP: 0.250, SLG: 0.143 (6, 3)	23 2B 2B 1-3 2-H 3-H	K			23 1B 13 BB 2B	F7		K		3 2	1 1	2 0	2 0	0 0	1 1	1 2
23 Brandon Hicks, R (1, 5) OBP: 0.400, SLG: 0.600 75 Ed Lucas, R (6, 5) OBP: 0.500, SLG: 0.500	10 BB 16 1B 2B 2-H 3-H	G5-3			13 BB 14 BB 28 1B 1B 2-3	G4-6-3 1-2f				3 1	2 0	2 0	2 0	0 0	0 0	1 1
Inning Stats	R: 0 E: 0 K: 0 S: 3 H: 1 LOB: 0 BB: 0 P: 3	R: 6 E: 0 K: 0 S: 8 H: 5 LOB: 2 BB: 3 P: 20	R: 0 E: 0 K: 1 S: 6 H: 1 LOB: 1 BB: 0 P: 6	R: 2 E: 0 K: 0 S: 5 H: 3 LOB: 2 BB: 2 P: 13	R: 4 E: 0 K: 0 S: 6 H: 3 LOB: 1 BB: 2 P: 15	R: 0 E: 0 K: 0 S: 3 H: 1 LOB: 1 BB: 0 P: 3	R: 1 E: 0 K: 1 S: 6 H: 1 LOB: 0 BB: 0 P: 6	R: 0 E: 0 K: 2 S: 7 H: 0 LOB: 1 BB: 1 P: 11		1B: 10 2B: 4 3B: 1 HR: 0	SF: 1 SAC: 0 DP: 2 HBP: 0					WP: 0 PB: 0 SB: 1 CS: 0	PA: 44

PITCHER		IP	WLS	BF	H	R	ER	SO	BB	IBB	HBP	BLK	WP	HR	S	P	ERA	WHIP
51 Wandy Rodriguez, L ERA: 32.4	(1, 1)	1.2	L	12	5	6	6	0	3	0	0	0	0	0	9	21	32.40	4.800
66 Enerio Del Rosario, R ERA:	(2, 1)	1.1		6	2	0	0	1	0	0	0	0	0	0	8	8	0.00	1.500
62 Aneury Rodriguez, R ERA: 18.0	(4, 1)	1.0		7	3	2	2	0	2	0	0	0	0	0	5	13	18.00	5.000
44 Sergio Escalona, L ERA: 36.0	(5, 1)	1.0		8	3	4	4	0	2	0	0	1	0	0	6	15	36.00	5.000
60 Lance Pendleton, R ERA:	(6, 1)	1.0		3	1	0	0	0	0	0	0	0	0	0	3	3	0.00	1.000

PITCHER		IP	WLS	BF	H	R	ER	SO	BB	IBB	HBP	BLK	WP	HR	S	P	ERA	WHIP
56 Henry Villar, R ERA: 9.0	(7, 1)	1.0		4	1	1	1	1	0	0	0	0	0	0	6	6	9.00	1.000
73 Fernando Rodriguez Jr., R ERA:	(8, 1)	1.0		4	0	0	0	2	1	0	0	0	0	0	7	11	0.00	1.000

Houston Astros @ Atlanta Braves
Champion Stadium, Lake Buena Vista, FL
Mon Feb 28 2011, 1:06 PM - 4:02 PM EST
Att. 3,154 - Partly Cloudy - 82 F

livebaseballscorecards.com

AB	35
R	13
H	15
RBI	13
BB	8
SO	4
LOB	20

Atlanta Braves @ Houston Astros

Osceola County Stadium, Kissimmee, FL

Tue Mar 01 2011, 1:06 PM - 3:25 PM EST

Att. 2,539 - Overcast - 73 F

TOP

livebaseballscorecards.com

Batter	1	2	3	4	5	6	7	8	9	AB	R	H	RBI	BB	SO	LOB
1 Jordan Schafer, L (1, 7) OBP: 0.200, SLG: 0.300 (6, 8) 28 Brent Clevlen, R (7, PH) OBP: 0.250, SLG: 0.250 (7, 9)	F8		13 HBP; 2-H; 1B			G4-3; K				3 1	0 0	1 0	1 0	0 0	0 1	0 2
13 Nate McLouth, L (1, 8) OBP: 0.800, SLG: 0.800 17 Matt Young, L (6, 7)	10 G3-6; 1B		1-2; HBP			G3-1		G6-3		2 1	0 0	1 0	0 0	0 0	0 0	0 0
10 Chipper Jones, S (1, 10) OBP: 0.333, SLG: 0.250 74 Braeden Schlehuber, R (8, PH) (8, 10)	G3-6; 1-2f		G4-3			G5-3		P4		3 1	0 0	0 0	0 0	0 0	0 0	3 0
26 Dan Uggla, R (1, 4) OBP: 0.222, SLG: 0.143 7 Brooks Conrad, S (4, 4) OBP: 0.167, SLG: 0.333		K		F8			G5-3	2B		2 2	0 0	0 1	0 0	0 0	1 0	0 0
22 Jason Heyward, L (1, 9) OBP: 0.400, SLG: 0.444 79 Mycal Jones, R (7, 8)		4 CS; 2B		F9			4 1B; 5 1B; 1B	L8		3 1	1 0	2 0	0 0	0 0	0 1	0 1
4 Joe Mather, R (1, 5) OBP: 0.333, SLG: 0.375 (7, 3)	G6-3; 2-3			F7			73 BB; 5 1B; 24 SF9; 1-2; 1B		F9	4	1	1	0	0	0	1
5 Freddie Freeman, L (1, 3) OBP: 0.444, SLG: 0.778 76 Shawn Bowman, R (7, 5) OBP: 0.222, SLG: 0.125			F9		K		24 SF9; 73 BB; 1-2; 2-H; 1B		L5	3 1	0 0	1 0	1 0	0 0	1 0	0 0
27 J.C. Boscan, R (1, 2) 73 Christian Bethancourt, R (6, 2)			G4-3		G6-3		BB; 1-2; 2-3		G4-3	2 1	0 0	0 0	0 0	0 1	0 0	0 0
24 Diory Hernandez, R (1, 6) OBP: 0.286, SLG: 0.500 77 Tyler Pastornicky, R (7, 6)			1 1B; 2B		L8		SF9; 2-3; 3-H			2 0	1 0	1 0	1 0	0 0	0 0	0 0

Inning Stats	1	2	3	4	5	6	7	8	9
	R: 0 E: 0 K: 0 S: 3	H: 1 LOB: 0 BB: 0 P: 3	R: 0 E: 0 K: 1 S: 6	H: 1 LOB: 0 BB: 0 P: 6	R: 1 E: 0 K: 0 S: 5	H: 2 LOB: 2 BB: 0 P: 6	R: 0 E: 0 K: 0 S: 3	H: 0 LOB: 0 BB: 0 P: 3	R: 0 E: 0 K: 1 S: 5	H: 0 LOB: 0 BB: 0 P: 5	R: 0 E: 0 K: 0 S: 3	H: 0 LOB: 0 BB: 0 P: 3	R: 2 E: 0 K: 1 S: 8	H: 3 LOB: 2 BB: 1 P: 12	R: 0 E: 0 K: 0 S: 4	H: 1 LOB: 1 BB: 0 P: 4	R: 0 E: 0 K: 0 S: 3	H: 0 LOB: 0 BB: 0 P: 3

	AB	32
	R	3
	H	8
	RBI	3
	BB	1
	SO	3
	LOB	7

	1B: 5	SF: 1	WP: 0	PA: 35
	2B: 3	SAC: 0	PB: 0	
	3B: 0	DP: 1	SB: 0	
	HR: 0	HBP: 1	CS: 1	

PITCHER		IP	WLS	BF	H	R	ER	SO	BB	IBB	HBP	BLK	WP	HR	S	P	ERA	WHIP
39 Brett Myers, R ERA:	(1, 1)	2.0		6	2	0	0	1	0	0	0	0	0	0	9	9	0.00	1.000
37 Brandon Lyon, R ERA: 9.0	(3, 1)	1.0	L	6	2	1	1	0	0	0	1	0	0	0	5	6	9.00	2.000
18 Ryan Rowland-Smith, L ERA:	(4, 1)	1.0		3	0	0	0	0	0	0	0	0	0	0	3	3	0.00	0.000
54 Mark Melancon, R ERA:	(5, 1)	1.0		3	0	0	0	1	0	0	0	0	0	0	5	5	0.00	0.000
47 Jeff Fulchino, R ERA:	(6, 1)	1.0		3	0	0	0	0	0	0	0	0	0	0	3	3	0.00	0.000

PITCHER		IP	WLS	BF	H	R	ER	SO	BB	IBB	HBP	BLK	WP	HR	S	P	ERA	WHIP
78 Pat Urckfitz, L ERA: 18.0	(7, 1)	1.0		7	3	2	2	1	1	0	0	0	0	0	8	12	18.00	4.000
53 Wesley Wright, L ERA:	(8, 1)	1.0		4	1	0	0	0	0	0	0	0	0	0	4	4	0.00	1.000
27 Gustavo Chacin, L ERA:	(9, 1)	1.0		3	0	0	0	0	0	0	0	0	0	0	3	3	0.00	0.000

BOTTOM

Atlanta Braves @ Houston Astros

Osceola County Stadium, Kissimmee, FL

Tue Mar 01 2011, 1:06 PM - 3:25 PM EST

Att. 2,539 - Overcast - 73 F

Batter	1	2	3	4	5	6	7	8	9	AB	R	H	RBI	BB	SO	LOB
11 Jason Bourgeois, R (1, 8) 92 T.J. Steele, R (7, 8) OBP: 0.667, SLG: 0.667	G3		G4-3			F9		L9		3 1	0 0	0 0	0 0	0 0	0 0	0 0
14 Clint Barmes, R (1, 6) 36 Angel Sanchez, R (7, 6)	F7			G6-3		K			F9	3 1	0 0	0 0	0 0	0 0	1 0	0 0
9 Hunter Pence, R (1, 9) OBP: 0.500, SLG: 0.800 96 Jon Gaston, L (8, 9)	3B			G3			G6-3		K	3 1	0 0	1 0	0 0	0 0	0 1	0 0
45 Carlos Lee, R (1, 7) OBP: 0.667, SLG: 0.600 93 Drew Locke, R (7, PR) (8, 7)	K2-3			BB			19 G4-3 22 HBP 1B		G5-3	2 1	0 0	1 0	0 0	1 0	1 0	1 0
22 Bill Hall, R (1, 4) 69 Jimmy Paredes, S (7, PR) (8, 4)		G4-3		G5-3			19 G4-3 1-2 HBP			2 0	0 0	0 0	0 0	0 0	0 0	1 0
19 Brian Bogusevic, L (1, 10) OBP: 0.200, SLG: 0.200		91 G5-3 1B			G3-1		G4-3 1-2 2-3			3	0	1	0	0	0	2
91 Koby Clemens, R (1, 3) 68 Brian Dopirak, R (8, 3) OBP: 0.500, SLG: 0.500	1 SAFE	G5-3 1-2			F8		F9			3 0	0 0	0 0	0 0	0 0	0 0	4 0
55 Humberto Quintero, R (1, 2) 41 Brian Esposito, R (7, 2)			G5-3		K			K		2 1	0 0	0 0	0 0	0 0	1 1	0 0
12 Tommy Manzella, R (1, 5) OBP: 0.400, SLG: 0.400 26 Oswaldo Navarro, R (7, 5)			G4-3			F8		G5-3		2 1	0 0	0 0	0 0	0 0	0 0	0 0
Inning Stats	R: 0 E: 0 K: 1 S: 6 H: 1 LOB: 1 BB: 0 P: 6	R: 0 E: 0 K: 0 S: 3 H: 1 LOB: 0 BB: 0 P: 3	R: 0 E: 0 K: 0 S: 3 H: 0 LOB: 0 BB: 0 P: 3	R: 0 E: 0 K: 0 S: 3 H: 0 LOB: 1 BB: 1 P: 7	R: 0 E: 0 K: 1 S: 5 H: 0 LOB: 0 BB: 0 P: 5	R: 0 E: 0 K: 1 S: 5 H: 0 LOB: 0 BB: 0 P: 5	R: 0 E: 0 K: 0 S: 4 H: 1 LOB: 3 BB: 0 P: 5	R: 0 E: 0 K: 1 S: 5 H: 0 LOB: 0 BB: 0 P: 5	R: 0 E: 0 K: 1 S: 5 H: 0 LOB: 0 BB: 0 P: 5	1B: 2 2B: 0 3B: 1 HR: 0	SF: 0 SAC: 0 DP: 0 HBP: 1					

livebaseballscorecards.com

AB	29
R	0
H	3
RBI	0
BB	1
SO	5
LOB	8

WP: 0 PB: 0 SB: 0 CS: 0 PA: 31

PITCHER	IP	WLS	BF	H	R	ER	SO	BB	IBB	HBP	BLK	WP	HR	S	P	ERA	WHIP
48 Tommy Hanson, R (1, 1) ERA:	2.0	W	7	2	0	0	1	0	0	0	0	0	0	9	9	0.00	1.000
34 Eric O'Flaherty, L (3, 1) ERA:	1.0	H	3	0	0	0	0	0	0	0	0	0	0	3	3	0.00	0.000
39 Jonny Venters, L (4, 1) ERA:	1.0	H	4	0	0	0	0	1	0	0	0	0	0	3	7	0.00	1.000
57 Stephen Marek, R (5, 1) ERA:	1.0	H	3	0	0	0	1	0	0	0	0	0	0	5	5	0.00	0.000
71 Mike Broadway, R (6, 1) ERA: 6.0	2.0	H	8	1	0	0	1	0	0	1	0	0	0	9	10	0.00	0.500

PITCHER	IP	WLS	BF	H	R	ER	SO	BB	IBB	HBP	BLK	WP	HR	S	P	ERA	WHIP
64 Jairo Asencio, R (8, 1) ERA:	2.0	S	6	0	0	0	2	0	0	0	0	0	0	10	10	0.00	0.000

Atlanta Braves @ Boston Red Sox

City of Palms Park, Ft. Myers, FL

Wed Mar 02 2011, 1:08 PM - 3:52 PM EST

Att. 7,237 - Sunny - 81 F

TOP

livebaseballscorecards.com

Batter	1	2	3	4	5	6	7	8	9	AB	R	H	RBI	BB	SO	LOB
14 Martín Prado, R (1, 7) OBP: 0.400, SLG: 0.333	G6-3	FC6-4 1-2f			FC1-4 1 1B 28 1B 1-2f		BB 17 G4-3-6 1-2 2-3 3-H		FC5-4 17 1B 1-2f	3	1	0	0	0	0	2
78 Jose Constanza, L (5, 8) OBP: 0.333, SLG: 0.200										1	0	0	1	1	0	1
1 Jordan Schafer, L (1, 8) OBP: 0.231, SLG: 0.308	G3		P6		1B 28 1B 1-3		G4-3-6 1-2f 2-H 3-H		1B 7 FC5-4 1-2	3	0	1	0	0	0	0
17 Matt Young, L (5, PR) OBP: 0.333, SLG: 0.200										2	0	1	0	0	0	1
(5, 7)																
22 Jason Heyward, L (1, 9) OBP: 0.417, SLG: 0.455	1B 26 1B		G3		1B 1-3 3-H		BB		K	2	0	1	0	0	0	0
28 Brent Clevlen, R (3, 9)										2	0	1	1	1	1	2
26 Dan Uggla, R (1, 4) OBP: 0.250, SLG: 0.200	1B 1-2		G4-3			K	F7		FC5-4 1-2f	3	0	1	0	0	1	0
7 Brooks Conrad, S (6, 4) OBP: 0.125, SLG: 0.250										2	0	0	0	0	0	3
20 Eric Hinske, L (1, 10) OBP: 0.300, SLG: 0.800	G3			K	K	K		F9		4	0	0	0	0	2	2
2 Alex Gonzalez, R (1, 6) OBP: 0.500, SLG: 0.750		HR		K		P5		P4		3	1	1	1	0	1	0
23 Brandon Hicks, R (6, 5) OBP: 0.333, SLG: 0.500										1	0	0	0	0	0	0
5 Freddie Freeman, L (1, 3) OBP: 0.417, SLG: 0.667		L3		F9			1B 75 BB 8 BB 78 BB	HR 3-1		3	0	1	0	0	0	0
76 Shawn Bowman, R (7, PR) OBP: 0.300, SLG: 0.556										1	2	1	1	0	0	0
(7, 3)																
8 David Ross, R (1, 2)		K			K		BB 78 BB 75 BB 17 G4-3-6 1-2	P2		2	0	0	0	1	2	0
72 Jesús Sucre, R (7, PR) OBP: 0.500, SLG: 0.500										1	1	0	0	0	0	0
(7, 2)																
75 Ed Lucas, R (1, 5) OBP: 0.750, SLG: 0.714		1B 14 FC6-4			1B 14 FC1-4		BB 17 E 17 G4-3-6 78 BB 1-2 2-3		1B 78 FC5-4	3	1	3	0	1	0	0
(6, 6)																

Inning Stats									
	R: 0 E: 0 K: 0 S: 5	H: 2 LOB: 2 BB: 0 P: 5	R: 1 E: 0 K: 1 S: 9	H: 2 LOB: 1 BB: 0 P: 10	R: 0 E: 0 K: 0 S: 3	H: 0 LOB: 0 BB: 0 P: 3	R: 0 E: 0 K: 2 S: 7	H: 0 LOB: 0 BB: 0 P: 7	R: 1 E: 0 K: 1 S: 7	H: 3 LOB: 2 BB: 0 P: 7	R: 0 E: 0 K: 2 S: 7	H: 0 LOB: 0 BB: 0 P: 7	R: 3 E: 1 K: 0 S: 3	H: 1 LOB: 1 BB: 4 P: 19	R: 1 E: 0 K: 0 S: 5	H: 1 LOB: 0 BB: 0 P: 8	R: 0 E: 0 K: 1 S: 7	H: 2 LOB: 2 BB: 0 P: 7

	1B: 9 2B: 0 3B: 0 HR: 2	SF: 0 SAC: 0 DP: 1 HBP: 0	WP: 0 PB: 0 SB: 0 CS: 0	PA: 40

	AB	36
	R	6
	H	11
	RBI	4
	BB	4
	SO	7
	LOB	11

PITCHER		IP	WLS	BF	H	R	ER	SO	BB	IBB	HBP	BLK	WP	HR	S	P	ERA	WHIP
41 John Lackey, R ERA: 4.5	(1, 1)	2.0		10	4	1	1	1	0	0	0	0	0	1	14	15	4.50	2.000
48 Scott Atchison, R ERA:	(3, 1)	1.0		3	0	0	0	0	0	0	0	0	0	0	3	3	0.00	0.000
37 Hideki Okajima, L ERA: 18.0	(4, 1)	1.0		3	0	0	0	2	0	0	0	0	0	0	7	7	0.00	0.000
87 Kyle Weiland, R ERA: 4.5	(5, 1)	2.0	L	8	3	1	1	3	0	0	0	0	0	0	14	14	4.50	1.500
89 Alex Wilson, R ERA: 18.0	(7, 1)	1.0		7	1	3	2	0	4	0	0	0	0	0	3	19	18.00	5.000

PITCHER		IP	WLS	BF	H	R	ER	SO	BB	IBB	HBP	BLK	WP	HR	S	P	ERA	WHIP
79 Clevelan Santeliz, R ERA: 9.0	(8, 1)	1.0		4	1	1	1	0	0	0	0	0	0	0	5	8	9.00	1.000
94 Tommy Hottovy, L ERA:	(9, 1)	1.0		5	2	0	0	1	0	0	0	0	0	0	7	7	0.00	2.000

Atlanta Braves @ Boston Red Sox

City of Palms Park, Ft. Myers, FL

Wed Mar 02 2011, 1:08 PM - 3:52 PM EST

Att. 7,237 - Sunny - 81 F

BOTTOM

Batter	1	2	3	4	5	6	7	8	9	AB	R	H	RBI	BB	SO	LOB
2 Jacoby Ellsbury, L (1, 8) OBP: 0.333, SLG: 0.333	0-0 13 FC4-6 34 1B 15 BB 1B	0-0 P6 ①	0-0 G1-3 ③	4-0 84 BB 1-2 BB	0-0 G5-3 ③	3	1	1	0	0	0	1
85 Che-Hsuan Lin, R (6, 8)						1	0	0	0	1	0	0
15 Dustin Pedroia, R (1, 4)	4-0 13 FC4-6 1-2 BB	0-3 K ②	0-0 G5-3 ①	4-0 1-2 2-3 BB		2	0	0	0	1	1	1
84 Oscar Tejeda, R (7, 4) OBP: 0.600, SLG: 0.500						0	0	0	0	1	0	0
13 Carl Crawford, L (1, 7)	0-0 FC4-6 34 1B 1-2f 2-3 ①	0-1 G3-1 ③	0-0 F8 ②	0-0 F9 ③		3	0	0	0	0	0	3
60 Daniel Nava, S (7, 7) OBP: 0.250, SLG: 0.250		1-2				1	0	0	0	0	0	3
34 David Ortiz, L (1, 10) OBP: 0.625, SLG: 1.000	0-0 1-3 3-H 1B ②	0-0 12 G3-1 12 S 1B	0-0 7 BB 1B	0-0 F7 ①		3	0	3	1	0	0	0
83 Ryan Lavarnway, R (6, PR) (7, 10)						1	0	0	0	0	0	0
7 J.D. Drew, L (1, 9) OBP: 0.333, SLG: 0.200	0-3 K ③	0-0 F7 ①	4-0 1-2 BB	0-0 G5-3 ②		2	0	0	0	1	1	2
86 J.C. Linares, R (6, PR) OBP: 0.500, SLG: 0.750 (7, 9)						1	0	0	0	0	0	0
12 Jed Lowrie, S (1, 6) OBP: 0.111, SLG: 0.111	0-0 G3-1 ①	1-0 1-3 G3-1 ②	0-0 G4-3 ③	0-0 1B		3	0	0	0	0	0	3
76 Jose Iglesias, R (7, 6) OBP: 0.167, SLG: 0.167						1	0	1	0	0	0	0
33 Jason Varitek, S (1, 2) OBP: 0.500, SLG: 0.500	0-0 G4-3 ②	0-0 F9 ③	0-0 E5 78 G6-3	0-0 F8 ③		2	0	0	0	0	0	1
82 Tim Federowicz, R (5, 2)						2	0	0	0	0	0	1
78 Lars Anderson, L (1, 3) OBP: 0.250, SLG: 0.625	0-0 G4-3 ③	0-0 F8 ①	0-0 G6-3 ① ② 1-2f	0-0 G4-3 ①		3	0	0	0	0	0	1
70 Drew Sutton, S (8, 3) OBP: 0.333, SLG: 0.143						1	0	0	0	0	0	0
80 Nate Spears, L (1, 5) OBP: 0.571, SLG: 0.500	4-0 13 S BB	0-0 G3 ②	0-0 84 BB 85 BB 1B	0-0 F9 ②		2	0	1	0	1	0	0
72 Yamaico Navarro, R (8, 5) OBP: 0.286, SLG: 0.286						1	0	0	0	0	0	0
Inning Stats	R: 1 H: 2 E: 0 LOB: 1 K: 1 BB: 1 S: 6 P: 10	R: 0 H: 0 E: 0 LOB: 0 K: 0 BB: 0 S: 3 P: 3	R: 0 H: 0 E: 0 LOB: 1 K: 1 BB: 1 S: 6 P: 10	R: 0 H: 1 E: 0 LOB: 1 K: 0 BB: 0 S: 4 P: 5	R: 0 H: 0 E: 0 LOB: 0 K: 0 BB: 0 S: 3 P: 3	R: 0 H: 1 E: 0 LOB: 2 K: 0 BB: 1 S: 4 P: 8	R: 0 H: 1 E: 1 LOB: 3 K: 0 BB: 2 S: 4 P: 12	R: 0 H: 1 E: 0 LOB: 1 K: 0 BB: 0 S: 4 P: 4	R: 0 H: 0 E: 0 LOB: 0 K: 0 BB: 0 S: 3 P: 3	1B: 6 2B: 0 3B: 0 HR: 0	SF: 0 SAC: 0 DP: 1 HBP: 0					

livebaseballscorecards.com

AB	32
R	1
H	6
RBI	1
BB	5
SO	2
LOB	16

WP: 0 PB: 0 SB: 2 CS: 0 PA: 37

PITCHER	IP	WLS	BF	H	R	ER	SO	BB	IBB	HBP	BLK	WP	HR	S	P	ERA	WHIP
15 Tim Hudson, R (1, 1) ERA: 4.5	2.0		8	2	1	1	1	1	0	0	0	0	0	9	13	4.50	1.500
43 Scott Proctor, R (3, 1) ERA: 13.5	1.0		4	0	0	0	1	1	0	0	0	0	0	6	10	0.00	1.000
46 Craig Kimbrel, R (4, 1) ERA: 13.5	1.0	W	4	1	0	0	0	0	0	0	0	0	0	4	5	0.00	1.000
50 Cristhian Martinez, R (5, 1) ERA:	2.0	H	8	1	0	0	0	1	0	0	0	0	0	7	11	0.00	1.000
38 Anthony Varvaro, R (7, 1) ERA:	1.0		6	1	0	0	0	2	0	0	0	0	0	4	12	0.00	3.000

PITCHER	IP	WLS	BF	H	R	ER	SO	BB	IBB	HBP	BLK	WP	HR	S	P	ERA	WHIP
70 Arodys Vizcaíno, R (8, 1) ERA:	2.0		7	1	0	0	0	0	0	0	0	0	0	7	7	0.00	0.500

Batter	1	2	3	4	5	6	7	8	9	AB	R	H	RBI	BB	SO	LOB
14 Austin Jackson, R (1, 8) OBP: 0.529, SLG: 0.462	F8		28 1B 2B		BBB 4-0 1-2 BB		BBB 4-0 1-2 BB		0-0 1-3 2B	2	1	1	0	2	0	0
32 Don Kelly, L (7, 8) OBP: 0.444, SLG: 0.571										1	0	1	0	0	0	0
28 Will Rhymes, L (1, 4) OBP: 0.273, SLG: 0.200	P5		2-H 1B		SSS 0-3 K		F8		G3	5	0	1	1	0	1	7
30 Magglio Ordonez, R (1, 10) OBP: 0.143, SLG: 0.143	G5-3		F8			24 G6-4-3 1B		SSS 0-3 K		3	0	1	0	0	0	1
77 Pat Leyland, R (8, PH) (8, 10)										1	0	0	0	0	1	0
24 Miguel Cabrera, R (1, 3) OBP: 0.154, SLG: 0.167		F9		SSS 0-3 K		G6-4-3 1-2f		G3-1		3	0	0	0	0	1	1
65 Scott Thorman, L (6, 3)				G6-3		P6		CCC 0-3 K		3	0	0	0	0	1	0
41 Victor Martinez, S (1, 2) OBP: 0.214, SLG: 0.231		SSS 0-3 K								1	0	0	0	0	1	0
74 John Murrian, R (6, 2) OBP: 0.500, SLG: 1.000		G6-3		F9			26 WP 2B		G5-3	3	0	1	0	0	0	0
27 Jhonny Peralta, R (1, 6) OBP: 0.231, SLG: 0.385										1	0	0	0	0	0	0
29 Danny Worth, R (7, PR) OBP: 0.300, SLG: 0.500 (7, 6)																
15 Brandon Inge, R (1, 5) OBP: 0.231, SLG: 0.308			F9		F7		P5		26 1B 34 SF7 1B	3	0	0	0	0	0	1
18 Audy Ciriaco, R (7, 5) OBP: 0.125, SLG: 0.125										1	1	1	0	0	0	0
26 Brennan Boesch, L (1, 7) OBP: 0.438, SLG: 0.538			BCX 1-1 HR		G6-3		BX 1-0 G3 2-3		32 2B 1-3 1B	4	1	2	1	0	0	1
34 Clete Thomas, L (1, 9) OBP: 0.500, SLG: 0.600			P6		14 BB 1B		BBB 4-0 14 BB		SF7 3-H	2	0	1	1	1	0	0
Inning Stats	R: 0 E: 0 K: 0 S: 3 H: 0 LOB: 0 BB: 0 P: 3	R: 0 E: 0 K: 1 S: 5 H: 0 LOB: 0 BB: 0 P: 5	R: 2 E: 0 K: 0 S: 7 H: 3 LOB: 1 BB: 0 P: 8	R: 0 E: 0 K: 1 S: 5 H: 0 LOB: 0 BB: 0 P: 5	R: 0 E: 0 K: 1 S: 6 H: 1 LOB: 2 BB: 1 P: 10	R: 0 E: 0 K: 0 S: 3 H: 1 LOB: 0 BB: 0 P: 3	R: 0 E: 0 K: 0 S: 4 H: 1 LOB: 3 BB: 2 P: 13	R: 0 E: 0 K: 2 S: 7 H: 0 LOB: 0 BB: 0 P: 7	R: 1 E: 0 K: 0 S: 6 H: 3 LOB: 2 BB: 0 P: 6	1B: 5 2B: 3 3B: 0 HR: 1	SF: 1 SAC: 0 DP: 1 HBP: 0						

TOP

Detroit Tigers @ Atlanta Braves

Champion Stadium, Lake Buena Vista, FL

Thu Mar 03 2011, 1:07 PM - 3:47 PM EST

Att. 6,287 - Cloudy - 73 F

livebaseballscorecards.com

AB	34
R	3
H	9
RBI	3
BB	3
SO	5
LOB	11

WP: 1 PB: 0 SB: 0 CS: 0 PA: 38

PITCHER		IP	WLS	BF	H	R	ER	SO	BB	IBB	HBP	BLK	WP	HR	S	P	ERA	WHIP
49 Jair Jurrjens, R ERA: 3.6	(1, 1)	3.0		12	3	2	2	1	0	0	0	0	0	1	15	16	6.00	1.000
39 Jonny Venters, L ERA:	(4, 1)	1.0		3	0	0	0	1	0	0	0	0	0	0	5	5	0.00	0.000
62 Cory Gearrin, R ERA: 4.5	(5, 1)	1.0		5	1	0	0	1	1	0	0	0	0	0	6	10	0.00	2.000
57 Stephen Marek, R ERA:	(6, 1)	1.0		3	1	0	0	0	0	0	0	0	0	0	3	3	0.00	1.000
56 Lee Hyde, L ERA:	(7, 1)	1.0		6	1	0	0	0	2	0	0	0	1	0	4	13	0.00	3.000

PITCHER		IP	WLS	BF	H	R	ER	SO	BB	IBB	HBP	BLK	WP	HR	S	P	ERA	WHIP
61 Juan Abreu, R ERA: 3.0	(8, 1)	1.0		3	0	0	0	2	0	0	0	0	0	0	7	7	0.00	0.000
65 Randall Delgado, R ERA: 9.0	(9, 1)	1.0	W	6	3	1	1	0	0	0	0	0	0	0	6	6	9.00	3.000

Detroit Tigers @ Atlanta Braves

Champion Stadium, Lake Buena Vista, FL

Thu Mar 03 2011, 1:07 PM - 3:47 PM EST

Att. 6,287 - Cloudy - 73 F

BOTTOM

Batter	1	2	3	4	5	6	7	8	9	AB	R	H	RBI	BB	SO	LOB
14 Martín Prado, R (1, 7) OBP: 0.429, SLG: 0.417 17 Matt Young, L (8, PR) OBP: 0.429, SLG: 0.333 (9, 7)	G6-3		G5-3		13 CS BB			4 E 4 E 1-3 2B	1-2 2-H 1B	3 1	0 1	1 1	0 1	1 0	0 0	0 0
13 Nate McLouth, L (1, 8) OBP: 0.615, SLG: 0.500 79 Mycal Jones, R (7, 8)	G4-3		G1-3		CS 1-2	G1-3		4 E BB		3 0	0 0	0 0	0 0	0 1	0 0	0 0
10 Chipper Jones, S (1, 5) OBP: 0.364, SLG: 0.300 4 Joe Mather, R (5, 5) OBP: 0.273, SLG: 0.300 (8, 3)	G4-3			5 WP 16 G4-3 5 1B 1B		G6-3		E6 23 L4-3 1-3 2-H 3-H		2 2	1 0	1 0	0 1	0 0	0 0	0 1
16 Brian McCann, L (1, 2) OBP: 0.200, SLG: 0.200 27 J.C. Boscan, R (7, 2)		G3		G4-3 1-2		G1-3		P3		3 1	0 0	0 0	0 0	0 0	0 0	1 3
5 Freddie Freeman, L (1, 3) OBP: 0.467, SLG: 0.643 23 Brandon Hicks, R (8, 5) OBP: 0.286, SLG: 0.429		20 1B BB		2-H 1B			K	L4-3 1-1		2 1	0 0	1 0	1 0	1 0	1 0	0 3
2 Alex Gonzalez, R (1, 6) OBP: 0.462, SLG: 0.636 77 Tyler Pastornicky, R (7, PR) (8, 6)		K		F8			1B		G6-3	3 1	0 0	1 0	0 0	0 0	1 0	2 0
20 Eric Hinske, L (1, 10) OBP: 0.308, SLG: 0.692 30 Wilkin Ramirez, R (9, PH) OBP: 0.800, SLG: 1.200		1-2 1B		G3			P6		7 E 17 1B 1B	3 1	0 1	1 1	0 0	0 0	0 0	2 0
7 Brooks Conrad, S (1, 4) OBP: 0.083, SLG: 0.167		F8			K		G4-3		FC4 17 1B 1-2	4	0	0	0	0	1	4
78 Jose Constanza, L (1, 9) OBP: 0.300, SLG: 0.222			G5-3		G4-3			14 2B 4 E 1B	P5	4	1	1	0	0	0	2
Inning Stats	R: 0 E: 0 K: 0 S: 3 H: 0 LOB: 0 BB: 0 P: 3	R: 0 E: 0 K: 1 S: 6 H: 1 LOB: 2 BB: 1 P: 10	R: 0 E: 0 K: 0 S: 3 H: 0 LOB: 0 BB: 0 P: 3	R: 1 E: 0 K: 0 S: 5 H: 2 LOB: 1 BB: 0 P: 6	R: 0 E: 0 K: 1 S: 4 H: 0 LOB: 0 BB: 1 P: 9	R: 0 E: 0 K: 0 S: 3 H: 0 LOB: 0 BB: 0 P: 3	R: 0 E: 0 K: 1 S: 6 H: 1 LOB: 1 BB: 0 P: 6	R: 2 E: 1 K: 0 S: 5 H: 2 LOB: 2 BB: 1 P: 9	R: 1 E: 1 K: 0 S: 5 H: 2 LOB: 2 BB: 0 P: 5	1B: 7 2B: 2 3B: 0 HR: 0	SF: 0 SAC: 0 DP: 1 HBP: 0					

	AB	34
	R	4
	H	8
	RBI	3
	BB	3
	SO	3
	LOB	18

WP: 1 PB: 0 SB: 0 CS: 1 PA: 38

livebaseballscorecards.com

PITCHER		IP	WLS	BF	H	R	ER	SO	BB	IBB	HBP	BLK	WP	HR	S	P	ERA	WHIP
37 Max Scherzer, R ERA:	(1, 1)	3.0		11	1	0	0	1	1	0	0	0	0	0	12	16	0.00	0.667
45 Ryan Perry, R ERA: 3.0	(4, 1)	2.0	H	8	2	1	1	1	1	0	0	0	1	0	9	15	4.50	1.500
38 Robbie Weinhardt, R ERA:	(6, 1)	1.0	H	3	0	0	0	0	0	0	0	0	0	0	3	3	0.00	0.000
44 Lester Oliveros, R ERA:	(7, 1)	1.0	H	4	1	0	0	1	0	0	0	0	0	0	6	6	0.00	1.000
79 Brendan Wise, R ERA: 3.0	(8, 1)	1.0	B	6	2	2	1	0	1	0	0	0	0	0	5	9	9.00	3.000

PITCHER		IP	WLS	BF	H	R	ER	SO	BB	IBB	HBP	BLK	WP	HR	S	P	ERA	WHIP
68 Chris Oxspring, R ERA:	(9, 1)	0.2	L	5	2	1	0	0	0	0	0	0	0	0	5	5	0.00	3.000

Batter	1	2	3	4	5	6	7	8	9	AB	R	H	RBI	BB	SO	LOB
14 Martín Prado, R (1, 5) OBP: 0.412, SLG: 0.400	G6-3			F9		5 PB, 13 BB, 5 1B, 1B		SH3-4 (1-2)	G4-3	3	1	1	0	0	0	0
78 Jose Constanza, L (6, 8) OBP: 0.273, SLG: 0.200										1	0	0	0	0	0	0
13 Nate McLouth, L (1, 8) OBP: 0.688, SLG: 0.700	5 G4-6-3, 1B			2B		BBBB, 5 PB, 5 1B, BB (1-2)		SSS, K		2	1	2	0	1	0	0
76 Shawn Bowman, R (6, 5) OBP: 0.273, SLG: 0.500										1	0	0	0	0	1	1
5 Freddie Freeman, L (1, 3) OBP: 0.474, SLG: 0.588	G4-6-3 (1-2f)			SSS, K		BX, 1-H, 2-H, 1B		BBBB, BB		3	0	1	2	1	1	2
93 Joey Terdoslavich, S (8, 3)										0	0	0	0	0	0	0
16 Brian McCann, L (1, 2) OBP: 0.154, SLG: 0.154		SSS, K		G5-3		CCC, K		F8		3	0	0	0	0	2	2
73 Christian Bethancourt, R (6, 2)										1	0	0	0	0	0	2
30 Wilkin Ramirez, R (1, 10) OBP: 0.556, SLG: 0.778		F8			F9		F9		77 S, 77 1B, 1B	4	1	1	0	0	0	0
1 Jordan Schafer, L (1, 9) OBP: 0.235, SLG: 0.294		G4-3			SSS, K2-3		7 S, 24 1B, 1B		CCC, K	4	1	1	0	0	2	1
7 Brooks Conrad, S (1, 4) OBP: 0.067, SLG: 0.133			G3		G3		SCC, K (1-2)		SX, 24 3B (1-H), 1B	3	0	0	0	0	1	1
77 Tyler Pastornicky, R (7, 4) OBP: 0.333, SLG: 0.333										1	1	1	1	0	0	0
24 Diory Hernandez, R (1, 6) OBP: 0.364, SLG: 0.700			G6-3			G4-3	K (2-H), 1B		17 SF8 (2-H), 3B	4	1	2	2	0	0	0
17 Matt Young, L (1, 7) OBP: 0.364, SLG: 0.250			F7			G4-3		BBBB, 78 SH3-4, BB	SF8 (3-H)	2	0	0	1	1	0	0
Inning Stats	R: 0 E: 0 K: 0 S: 3 H: 1 LOB: 0 BB: 0 P: 3	R: 0 E: 0 K: 1 S: 5 H: 0 LOB: 0 BB: 0 P: 5	R: 0 E: 0 K: 0 S: 3 H: 0 LOB: 0 BB: 0 P: 3	R: 0 E: 0 K: 1 S: 6 H: 1 LOB: 1 BB: 0 P: 6	R: 0 E: 0 K: 1 S: 5 H: 0 LOB: 0 BB: 0 P: 5	R: 2 E: 0 K: 1 S: 7 H: 2 LOB: 1 BB: 1 P: 12	R: 1 E: 0 K: 1 S: 6 H: 2 LOB: 1 BB: 0 P: 6	R: 0 E: 0 K: 1 S: 5 H: 0 LOB: 2 BB: 2 P: 13	R: 3 E: 0 K: 1 S: 9 H: 3 LOB: 0 BB: 0 P: 9	1B: 7 2B: 1 3B: 1 HR: 0	SF: 1 SAC: 1 DP: 1 HBP: 0					

TOP

Atlanta Braves @ Washington Nationals

Space Coast Stadium, Viera, FL

Fri Mar 04 2011, 1:06 PM - 3:48 PM EST

Att. 3,306 - Partly Cloudy - 78 F

livebaseballscorecards.com

AB	32
R	6
H	9
RBI	6
BB	3
SO	7
LOB	9

WP: 0 PB: 1 SB: 2 CS: 0 PA: 37

PITCHER	IP	WLS	BF	H	R	ER	SO	BB	IBB	HBP	BLK	WP	HR	S	P	ERA	WHIP
21 Jason Marquis, R (1, 1) ERA:	3.0		9	1	0	0	1	0	0	0	0	0	0	11	11	0.00	0.333
55 Brian Broderick, R (4, 1) ERA:	2.0		7	1	0	0	2	0	0	0	0	0	0	11	11	0.00	0.500
23 Collin Balester, R (6, 1) ERA: 4.5	1.0	B	6	2	2	1	1	1	0	0	0	0	0	7	12	9.00	3.000
65 Cole Kimball, R (7, 1) ERA: 4.5	1.0	B	4	2	1	1	1	0	0	0	0	0	0	6	6	9.00	2.000
36 Tyler Clippard, R (8, 1) ERA:	1.0		5	0	0	0	1	2	0	0	0	0	0	5	13	0.00	2.000

PITCHER	IP	WLS	BF	H	R	ER	SO	BB	IBB	HBP	BLK	WP	HR	S	P	ERA	WHIP
22 Drew Storen, R (9, 1) ERA: 22.5	1.0	L	6	3	3	3	1	0	0	0	0	0	0	9	9	27.00	3.000

BOTTOM

Batter	1	2	3	4	5	6	7	8	9	AB	R	H	RBI	BB	SO	LOB
1 Nyjer Morgan, L (1, 8) OBP: 0.077, SLG: 0.077 71 Jonathan Van Every, L (6, 7) OBP: 0.400, SLG: 0.500	G1-3		K		K			BB		3 0	0 0	0 0	0 0	0 1	2 0	2 0
2 Roger Bernadina, L (1, 7) OBP: 0.417, SLG: 0.636 (6, 8)	F9			G3		F9		P6		4	0	0	0	0	0	1
28 Jayson Werth, R (1, 9) OBP: 0.375, SLG: 0.167 34 Bryce Harper, L (7, 9) OBP: 0.222, SLG: 0.125	K			11 G4-6-3 BB		G5-3		K		2 1	0 0	0 0	0 0	1 0	1 1	0 1
11 Ryan Zimmerman, R (1, 5) OBP: 0.333, SLG: 0.625 13 Alex Cora, L (7, 6) OBP: 0.429, SLG: 0.333		K		G4-6-3 1-2f		HR			26 G5-3 25 1B 8 1B 1B	3 1	1 1	1 1	1 0	0 0	1 0	1 0
25 Adam LaRoche, L (1, 10) OBP: 0.300, SLG: 0.300 19 Brian Bixler, R (9, PR) OBP: 0.750, SLG: 1.000		G4-3			8 2B 12 G6-3 1B	K			8 1B 26 G5-3 1-2 1B	4 0	1 0	2 0	0 0	0 0	1 0	0 0
3 Wilson Ramos, R (1, 2) OBP: 0.500, SLG: 0.625 26 Jesus Flores, R (6, 2)		G5-3			K		P5		G5-3 1-2 2-3	2 2	0 0	0 0	0 0	0 0	1 0	1 2
8 Danny Espinosa, S (1, 4) OBP: 0.500, SLG: 0.818			K		12 G6-3 14 1B 1-3 2B		F9		15 FC4-6 2-3 3-H 1B	4	1	2	1	0	1	0
12 Alberto Gonzalez, R (1, 6) OBP: 0.364, SLG: 0.364 (7, 5)			F8		G6-3 2-3 3-H		L7		K	4	0	0	1	0	1	3
14 Chris Marrero, R (1, 3) OBP: 1.000, SLG: 1.250 62 Kevin Barker, L (7, 3) 15 Jerry Hairston, R (9, PH) OBP: 0.111, SLG: 0.250			2B		3-H 1B			F8	FC4-6 1-2f	2 1 1	0 0 0	2 0 0	1 0 0	0 0 0	0 0 0	0 0 2
Inning Stats	R: 0 E: 0 K: 1 S: 5 H: 0 LOB: 0 BB: 0 P: 5	R: 0 E: 0 K: 1 S: 5 H: 0 LOB: 0 BB: 0 P: 5	R: 0 E: 0 K: 2 S: 8 H: 1 LOB: 1 BB: 0 P: 8	R: 0 E: 0 K: 0 S: 2 H: 0 LOB: 0 BB: 1 P: 6	R: 2 E: 0 K: 2 S: 10 H: 3 LOB: 1 BB: 0 P: 10	R: 1 E: 0 K: 1 S: 6 H: 1 LOB: 0 BB: 0 P: 6	R: 0 E: 0 K: 0 S: 3 H: 0 LOB: 0 BB: 0 P: 3	R: 0 E: 0 K: 1 S: 5 H: 0 LOB: 1 BB: 1 P: 9	R: 1 E: 0 K: 1 S: 8 H: 3 LOB: 2 BB: 0 P: 8	1B: 5 2B: 2 3B: 0 HR: 1 SF: 0 SAC: 0 DP: 1 HBP: 0						

PITCHER	IP	WLS	BF	H	R	ER	SO	BB	IBB	HBP	BLK	WP	HR	S	P	ERA	WHIP
37 Brandon Beachy, R (1, 1) ERA: 3.6	3.0		10	1	0	0	4	0	0	0	0	0	0	18	18	0.00	0.333
34 Eric O'Flaherty, L (4, 1) ERA:	1.0		3	0	0	0	0	1	0	0	0	0	0	2	6	0.00	1.000
46 Craig Kimbrel, R (5, 1) ERA: 15.43	1.0		6	3	2	2	2	0	0	0	0	0	0	10	10	18.00	3.000
64 Jairo Asencio, R (6, 1) ERA: 2.25	1.0		4	1	1	1	1	0	0	0	0	0	1	6	6	9.00	1.000
69 Brett Oberholtzer, L (7, 1) ERA:	2.0	W	7	0	0	0	1	1	0	0	0	0	0	8	12	0.00	0.500

PITCHER	IP	WLS	BF	H	R	ER	SO	BB	IBB	HBP	BLK	WP	HR	S	P	ERA	WHIP
59 Jose Ortegano, L (9, 1) ERA: 9.0	1.0	S	6	3	1	1	1	0	0	0	0	0	0	8	8	9.00	3.000

Atlanta Braves @ Washington Nationals

Space Coast Stadium, Viera, FL

Fri Mar 04 2011, 1:06 PM - 3:48 PM EST

Att. 3,306 - Partly Cloudy - 78 F

livebaseballscorecards.com

AB	34
R	4
H	8
RBI	4
BB	2
SO	9
LOB	13

WP: 0 PB: 0 SB: 0 CS: 0 PA: 36

Toronto Blue Jays @ Atlanta Braves

Champion Stadium, Lake Buena Vista, FL

Fri Mar 04 2011, 1:06 PM - 4:09 PM EST

Att. 5,303 - Partly Cloudy - 72 F

TOP

livebaseballscorecards.com

Batter	1	2	3	4	5	6	7	8	9	AB	R	H	RBI	BB	SO	LOB
11 Rajai Davis, R (1, 8) OBP: 0.250, SLG: 0.333	P2	BBB 4-0 5 G4-6-3 1-2 BB			19 F8 5 1B 10 SF9 1B	F8		2-H 3-H 1B		3	1	1	0	1	0	2
79 Kenny Wilson, R (8, PH) OBP: 1.000, SLG: 1.000 (8, 8)										1	0	1	2	0	0	0
5 Yunel Escobar, R (1, 6) OBP: 0.500, SLG: 0.538	19 1B 16 1B 1B	G4-6-3 1-2f			1-2 1B		F9	F8		4	1	2	0	0	0	3
28 David Cooper, L (7, 3) OBP: 0.364, SLG: 0.222										1	0	0	0	0	0	1
19 José Bautista, R (1, 5) OBP: 0.182, SLG: 0.182	16 1B 1-2 1B		SSS K		F8 2-3		G5-3		3 SH1-3 1B 2B	4	0	1	0	0	1	2
70 John Tolisano, S (7, 5) OBP: 0.200, SLG: 0.400										1	1	1	0	0	0	0
10 Edwin Encarnación, R (1, 3) OBP: 0.200, SLG: 0.500	F5	G5-3			SF9 3-H		2B		SH1-3 2-3	3	0	1	1	0	0	2
3 Adeiny Hechavarría, R (7, PR) (7, 6)										0	0	0	0	0	0	0
16 Corey Patterson, L (1, 7) OBP: 0.133, SLG: 0.133	1-3 2-H 1B	9 WP 1B			G3		P5		9 1B 31 1B 3-H 1B	4	0	2	1	0	0	2
Jason Lane, R (7, 7) OBP: 1.000, SLG: 1.000										1	1	1	1	0	0	0
9 J.P. Arencibia, R (1, 10) OBP: 0.294, SLG: 0.077	SSS 0-3 K	BSSSS 1-3 K 1-2				SSS 0-3 K		BBBB 4-0 18 SH5-3 79 1B BB	31 1B 1-2 1B	4	1	1	0	1	3	3
8 José Molina, R (1, 2) OBP: 0.429, SLG: 0.333		F9		G5-3		BBBB 4-0 1 G4-3 18 BB 1 E BB		BBBB 4-0 18 SH5-3 79 1B 1-2 BB	1-2 2-H 1B	2	0	0	0	1	0	0
31 Brian Jeroloman, L (6, PR) (6, 2) OBP: 0.500, SLG: 0.333										1	2	1	1	1	0	0
18 Mike McCoy, R (1, 4) OBP: 0.429, SLG: 0.364		BBB 4-0 1 1B BB		CCC 0-3 K		BBBB 4-0 1 E 1-2 BB		SH5-3 1-2 2-3	F9	1	0	0	0	2	1	0
68 Jonathan Diaz, R (8, 4) OBP: 0.273, SLG: 0.300										1	0	0	0	0	0	2
1 Darin Mastroianni, R (1, 9) OBP: 0.273, SLG: 0.273		11 BB 1-3 1B		CCC 0-3 K		G4-3 1-2 2-H		P6	SSS K	4	0	1	0	0	1	3
Jake Marisnick, R (8, 9)										1	0	0	0	0	1	2

Inning Stats																		
	R: 1	H: 3	R: 0	H: 1	R: 0	H: 1	R: 0	H: 0	R: 1	H: 2	R: 1	H: 0	R: 0	H: 1	R: 2	H: 1	R: 2	H: 4
	E: 0	LOB: 2	E: 0	LOB: 2	E: 0	LOB: 1	E: 0	LOB: 0	E: 0	LOB: 1	E: 1	LOB: 2	E: 0	LOB: 1	E: 0	LOB: 2	E: 0	LOB: 2
	K: 1	BB: 0	K: 0	BB: 2	K: 2	BB: 0	K: 2	BB: 0	K: 0	BB: 0	K: 1	BB: 2	K: 0	BB: 0	K: 4	BB: 2	K: 0	BB: 0
	S: 8	P: 8	S: 3	P: 11	S: 8	P: 9	S: 7	P: 7	S: 5	P: 5	S: 5	P: 13	S: 4	P: 4	S: 4	P: 12	S: 9	P: 9

AB	36
R	7
H	13
RBI	6
BB	6
SO	7
LOB	22

1B: 11	SF: 1	WP: 1	PA: 45
2B: 2	SAC: 2	PB: 0	
3B: 0	DP: 1	SB: 0	
HR: 0	HBP: 0	CS: 0	

PITCHER		IP	WLS	BF	H	R	ER	SO	BB	IBB	HBP	BLK	WP	HR	S	P	ERA	WHIP
36 Mike Minor, L ERA: 1.8	(1, 1)	3.0		15	5	1	1	3	2	0	0	0	1	0	19	28	3.00	2.333
40 Rodrigo Lopez, R ERA: 1.8	(4, 1)	3.0		13	2	2	1	3	2	0	0	0	0	0	17	25	3.00	1.333
19 Scott Linebrink, R ERA: 9.0	(7, 1)	1.0		4	1	0	0	0	0	0	0	0	0	0	4	4	0.00	1.000
52 George Sherrill, L ERA: 9.0	(8, 1)	1.0	B	6	1	2	2	0	2	0	0	0	0	0	4	12	18.00	3.000
58 Peter Moylan, R ERA: 9.0	(9, 1)	1.0	L	7	4	2	2	1	0	0	0	0	0	0	9	9	18.00	4.000

PITCHER		IP	WLS	BF	H	R	ER	SO	BB	IBB	HBP	BLK	WP	HR	S	P	ERA	WHIP

BOTTOM

Toronto Blue Jays @ Atlanta Braves

Champion Stadium, Lake Buena Vista, FL

Fri Mar 04 2011, 1:06 PM - 4:09 PM EST

Att. 5,303 - Partly Cloudy - 72 F

livebaseballscorecards.com

Batter	1	2	3	4	5	6	7	8	9	AB	R	H	RBI	BB	SO	LOB
79 Mycal Jones, R (1, 8) OBP: 0.444, SLG: 0.429	K		P6	1-2 2-3 3-H 1B			2 1B 26 2B 2B	K		5	1	2	1	0	2	2
2 Alex Gonzalez, R (1, 6) OBP: 0.471, SLG: 0.600	10 FC4 1B		G6-3	K			10 HBP 26 2B 2-3 1B	FC6 1-2f		4	0	2	0	0	1	3
92 David Rohm, R (7, PR) (8, 7)										1	1	0	0	0	0	2
10 Chipper Jones, S (1, 10) OBP: 0.375, SLG: 0.286	FC4 1-2f			G5-3 26 1B 8 1B 1B	E3		1-2 26 2B HBP		K	4	1	1	0	0	1	1
26 Dan Uggla, R (1, 4) OBP: 0.313, SLG: 0.357	P2			1-2 8 1B G5-3 1B	F8		1-H 2-H 3-H 2B		G6-3	4	1	2	2	0	0	2
86 Phil Gosselin, R (8, 4)										1	0	0	0	0	0	0
Todd Cunningham, S (1, 7)		G4-3	G5-3	1-2 2-3	F7		F9		K	3	0	0	0	0	0	3
75 Ed Lucas, R (6, 7) (8, 6) OBP: 0.600, SLG: 0.556										2	0	0	0	0	1	2
4 Joe Mather, R (1, 3) OBP: 0.267, SLG: 0.231		K	28 1B 79 1B 8 1B BB		K	F7				3	1	0	0	1	2	3
8 David Ross, R (1, 2) OBP: 0.333, SLG: 0.143		E5	79 1B 28 1B 1-2 2-H 3-H 1B			K		23 FC1-5 28 E 1B		3	0	1	2	0	1	0
53 Wilkin Castillo, S (7, 2) OBP: 0.333, SLG: 0.333										1	0	1	0	0	0	0
28 Brent Clevlen, R (1, 9) OBP: 0.545, SLG: 0.444		K	79 1B 1-2 2-3 1B			23 G4-6-3 1B		1 SAFE 23 FC1-5 1-2 BB		3	0	2	0	1	1	1
23 Brandon Hicks, R (1, 5) OBP: 0.182, SLG: 0.273			K	K		G4-6-3 1-2f		FC1-5 92 FC6 1-2 2-3f		4	0	0	0	0	2	6

	AB	38
	R	5
	H	11
	RBI	5
	BB	2
	SO	11
	LOB	25

Inning Stats	1	2	3	4	5	6	7	8	9	1B: 9	SF: 0	WP: 0	PA: 41
	R: 0 E: 0 K: 1 S: 6 H: 1 LOB: 1 BB: 0 P: 6	R: 0 E: 1 K: 2 S: 8 H: 0 LOB: 1 BB: 0 P: 8	R: 0 E: 0 K: 1 S: 5 H: 0 LOB: 0 BB: 0 P: 5	R: 3 E: 0 K: 2 S: 12 H: 5 LOB: 3 BB: 1 P: 16	R: 0 E: 1 K: 1 S: 6 H: 0 LOB: 1 BB: 0 P: 6	R: 0 E: 0 K: 1 S: 5 H: 1 LOB: 0 BB: 0 P: 5	R: 2 E: 0 K: 0 S: 5 H: 3 LOB: 2 BB: 0 P: 6	R: 0 E: 1 K: 1 S: 6 H: 1 LOB: 2 BB: 1 P: 10	R: 0 E: 0 K: 2 S: 7 H: 0 LOB: 0 BB: 0 P: 7	2B: 2 3B: 0 HR: 0	SAC: 0 DP: 1 HBP: 1	PB: 0 SB: 0 CS: 0	

PITCHER		IP	WLS	BF	H	R	ER	SO	BB	IBB	HBP	BLK	WP	HR	S	P	ERA	WHIP
51 Jesse Litsch, R ERA:	(1, 1)	3.0		11	1	0	0	4	0	0	0	0	0	0	19	19	0.00	0.333
34 Marc Rzepczynski, L ERA: 10.13	(4, 1)	0.2	B	8	5	3	3	1	1	0	0	0	0	0	9	13	40.50	9.000
36 Alan Farina, R ERA:	(4, 1)	1.1		5	0	0	0	2	0	0	0	0	0	0	9	9	0.00	0.000
25 David Purcey, L ERA: 4.5	(6, 1)	2.0		9	4	2	2	1	0	0	1	0	0	0	10	11	9.00	2.000
17 Josh Roenicke, R ERA:	(8, 1)	1.0	W	5	1	0	0	1	1	0	0	0	0	0	6	10	0.00	2.000

PITCHER		IP	WLS	BF	H	R	ER	SO	BB	IBB	HBP	BLK	WP	HR	S	P	ERA	WHIP
40 Joel Carreno, R ERA: 10.13	(9, 1)	1.0	S	3	0	0	0	2	0	0	0	0	0	0	7	7	0.00	0.000

Batter	1	2	3	4	5	6	7	8	9	AB	R	H	RBI	BB	SO	LOB
7 José Reyes, S (1, 6) OBP: 0.300, SLG: 0.400	G3		G4-6-3 1-2f			BBB 4-0 2 1B 2 S 72 1B BB	G5-3		1B	2	0	0	0	0	0	1
25 Chin-Lung Hu, R (4, 6) OBP: 0.438, SLG: 0.250										2	1	1	0	1	0	0
22 Willie Harris, L (1, 8) OBP: 0.429, SLG: 0.545	F7			SST 0-2 K		CCC 0-3 K	BBBB 4-0 2 2B BB		G4-3	3	0	0	0	0	2	1
39 Bobby Parnell, R (6, 1)										0	0	0	0	0	0	0
4 Russ Adams, L (7, PH)(7, 3) OBP: 0.250, SLG: 0.571										1	1	0	0	1	0	1
5 David Wright, R (1, 5)	G6-3			CCC 0-3 K		BX 1-0 72 1B 1-3 1B	1-H 2B			2	0	0	0	0	1	0
2 Justin Turner, R (4, 5)(7, 4) OBP: 0.267, SLG: 0.286										2	0	2	1	0	0	0
29 Ike Davis, L (1, 3) OBP: 0.462, SLG: 0.333		BBBB 4-0 26 E BB		BBBB 4-0 BB		BX 1-0 6 1B 26 2B 1-2 3-H 1B	F7			0	0	0	0	2	0	0
35 Dillon Gee, R (4, 1)										0	0	0	0	0	0	0
72 Kirk Nieuwenhuis, L (6, PH)(6, 8) OBP: 0.188, SLG: 0.200										2	1	1	1	0	0	1
6 Nick Evans, R (1, 7) OBP: 0.421, SLG: 0.500		SSS 0-3 K		CCC 0-3 K		26 2B 1-3 1B		P4		4	1	1	0	0	2	2
26 Fernando Martinez, L (1, 9) OBP: 0.563, SLG: 0.857		FC4 4 G5-4-3 1-2			SSS 0-3 K	4 PB 1-H 3-H 2B		G4-3		4	0	1	2	0	1	1
4 Brad Emaus, R (1, 4) OBP: 0.400, SLG: 0.143		G5-4-3 1-2f			H 1-0 HBP	BBB 4-0 2-3 BB		CCC 0-3 K		1	0	0	0	1	0	2
65 Zach Lutz, R (7, 5)										1	0	0	0	0	1	0
30 Josh Thole, L (1, 2) OBP: 0.308, SLG: 0.250			BBBB 4-0 7 G4-6-3 BB		X 0-0 F7	X 0-0 G5-3			X 0-0 F7	2	0	0	0	1	0	3
19 Raul Chavez, R (6, 2) OBP: 0.250, SLG: 0.250										1	0	0	0	0	0	0
34 Mike Pelfrey, R (1, 1)			SSS 0-3 K		SSS 0-3 K	X 0-0 G4-3			SSS 0-3 K	1	0	0	0	0	1	1
28 Daniel Murphy, L (4, 3) OBP: 0.286, SLG: 0.385										2	0	0	0	0	1	1
27 Pedro Beato, R (7, 1)										0	0	0	0	0	0	0
23 Blaine Boyer, R (8, 1)										0	0	0	0	0	0	0
63 Jordany Valdespin, L (9, PH) OBP: 0.182, SLG: 0.200										1	0	0	0	0	1	0
Inning Stats	R: 0 E: 0 K: 0 S: 3 H: 0 LOB: 0 BB: 0 P: 3	R: 0 E: 1 K: 1 S: 5 H: 0 LOB: 1 BB: 1 P: 9	R: 0 E: 0 K: 1 S: 4 H: 0 LOB: 0 BB: 1 P: 8	R: 0 E: 0 K: 3 S: 9 H: 0 LOB: 1 BB: 1 P: 13	R: 0 E: 0 K: 2 S: 7 H: 0 LOB: 1 BB: 0 P: 8	R: 3 E: 0 K: 1 S: 8 H: 4 LOB: 2 BB: 2 P: 18	R: 1 E: 0 K: 0 S: 4 H: 1 LOB: 1 BB: 1 P: 8	R: 0 E: 0 K: 1 S: 5 H: 0 LOB: 0 BB: 0 P: 5	R: 0 E: 0 K: 1 S: 6 H: 1 LOB: 1 BB: 0 P: 6	1B: 4 2B: 2 3B: 0 HR: 0 SF: 0 SAC: 0 DP: 2 HBP: 1						

PITCHER		IP	WLS	BF	H	R	ER	SO	BB	IBB	HBP	BLK	WP	HR	S	P	ERA	WHIP
32 Derek Lowe, R ERA:	(1, 1)	3.0	W	10	0	0	0	2	2	0	0	0	0	0	12	20	0.00	0.667
43 Scott Proctor, R ERA: 9.0	(4, 1)	1.0	H	4	0	0	0	3	1	0	0	0	0	0	9	13	0.00	1.000
62 Cory Gearrin, R ERA: 3.0	(5, 1)	1.0	H	4	0	0	0	2	0	0	1	0	0	0	7	8	0.00	0.000
38 Anthony Varvaro, R ERA: 7.36	(6, 1)	0.2		6	4	3	3	1	1	0	0	0	0	0	7	13	40.50	7.500
57 Stephen Marek, R ERA: 2.08	(6, 1)	1.1	H	7	1	1	1	0	2	0	0	0	0	0	5	13	6.75	2.250
61 Juan Abreu, R ERA: 2.25	(8, 1)	1.0	H	3	0	0	0	1	0	0	0	0	0	0	5	5	0.00	0.000
65 Randall Delgado, R ERA: 4.5	(9, 1)	1.0	S	4	1	0	0	1	0	0	0	0	0	0	6	6	0.00	1.000

TOP

New York Mets @ Atlanta Braves

Champion Stadium, Lake Buena Vista, FL

Sat Mar 05 2011, 1:07 PM - 3:54 PM EST

Att. 8,293 - Cloudy - 75 F

livebaseballscorecards.com

AB	31
R	4
H	6
RBI	4
BB	6
SO	10
LOB	14

WP: 0 PB: 1 SB: 1 CS: 0 PA: 38

BOTTOM

New York Mets @ Atlanta Braves

Champion Stadium, Lake Buena Vista, FL

Sat Mar 05 2011, 1:07 PM - 3:54 PM EST

Att. 8,293 - Cloudy - 75 F

Batter	1	2	3	4	5	6	7	8	9	AB	R	H	RBI	BB	SO	LOB
13 Nate McLouth, L (1, 8) OBP: 0.650, SLG: 0.615	F7		10 G4-6-3 4 E 2-3 1B		F9		BBB 4-0 4 WP BB			3	0	1	0	1	0	1
61 Juan Abreu, R (8, 1)										0	0	0	0	0	0	0
65 Randall Delgado, R (9, 1)										0	0	0	0	0	0	0
4 Joe Mather, R (1, 7) OBP: 0.211, SLG: 0.176	F9		FC5 10 G4-6-3 1-2 3-H		F8		B X 1-0 F8 1-2			4	0	0	0	0	0	3
(7, 3)																
10 Chipper Jones, S (1, 5) OBP: 0.368, SLG: 0.471	G6-3		G4-6-3 1-2f 2-3		B B X 2-0 1-H HR			F9		3	1	1	2	0	0	2
76 Shawn Bowman, R (6, 5) OBP: 0.250, SLG: 0.455										1	0	0	0	0	0	0
16 Brian McCann, L (1, 2) OBP: 0.188, SLG: 0.188		20 F8 26 G6-4-3 75 1B 1B	F7		C C C 0-3 K			BBB 4-0 30 G6-3 24 2B BB		3	1	1	0	0	1	1
38 Anthony Varvaro, R (6, 1)										0	0	0	0	0	0	0
57 Stephen Marek, L (6, 1)										0	0	0	0	0	0	0
28 Brent Clevlen, R (8, 9) OBP: 0.583, SLG: 0.444										0	1	0	0	1	0	0
26 Dan Uggla, R (1, 4) OBP: 0.368, SLG: 0.333		G6-4-3 1-2		BBB 4-0 20 G6-4-3 BB		BBB 4-0 20 CS1-4-6-3 BB		G6-3 1-2		1	0	0	0	2	0	1
30 Wilkin Ramirez, R (6, PR) OBP: 0.500, SLG: 0.700										1	0	0	0	0	0	1
(7, 7)																
20 Eric Hinske, L (1, 3) OBP: 0.250, SLG: 0.563		F8 2-3		G6-4-3 1-2f		G1-4-6-3 1-2f		2-H 2B		3	0	0	0	0	0	3
24 Diory Hernandez, R (7, 4) OBP: 0.417, SLG: 0.818										1	0	1	1	0	0	0
75 Ed Lucas, R (1, 6) OBP: 0.500, SLG: 0.462		3-H 1B	P3			G3-1		G4-3		4	0	1	1	0	0	2
1 Jordan Schafer, L (1, 9) OBP: 0.250, SLG: 0.300		F7			53 S 53 1B 1B		G4-3			3	1	1	0	0	0	1
(8, 8)																
32 Derek Lowe, R (1, 1) OBP: 1.000, SLG: 2.000			13 1B 4 E 2B		B X 1-0 10 HR 1-H 1B		L7			1	1	1	0	0	0	0
43 Scott Proctor, R (4, 1)										0	0	0	0	0	0	0
62 Cory Gearrin, R (5, 1)										0	0	0	0	0	0	0
53 Wilkin Castillo, S (5, PH) OBP: 0.400, SLG: 0.400										2	1	1	1	0	0	0
(6, 2)																
Inning Stats	R: 0 H: 0 E: 0 LOB: 0 K: 0 BB: 0 S: 3 P: 3	R: 1 H: 2 E: 0 LOB: 1 K: 0 BB: 0 S: 5 P: 5	R: 1 H: 2 E: 1 LOB: 1 K: 0 BB: 0 S: 5 P: 5	R: 0 H: 0 E: 0 LOB: 0 K: 0 BB: 1 S: 2 P: 6	R: 3 H: 3 E: 0 LOB: 0 K: 1 BB: 0 S: 8 P: 11	R: 0 H: 0 E: 0 LOB: 1 K: 0 BB: 1 S: 2 P: 6	R: 0 H: 0 E: 0 LOB: 1 K: 0 BB: 1 S: 3 P: 8	R: 1 H: 1 E: 0 LOB: 1 K: 0 BB: 1 S: 4 P: 8		1B: 5 SF: 0 2B: 2 SAC: 0 3B: 0 DP: 3 HR: 1 HBP: 0						

livebaseballscorecards.com

AB	30
R	6
H	8
RBI	5
BB	4
SO	1
LOB	15

WP: 1 PA: 34
PB: 0
SB: 1
CS: 0

PITCHER		IP	WLS	BF	H	R	ER	SO	BB	IBB	HBP	BLK	WP	HR	S	P	ERA	WHIP
34 Mike Pelfrey, R ERA: 3.0	(1, 1)	3.0	L	13	4	2	1	0	0	0	0	0	0	0	13	13	3.00	1.333
35 Dillon Gee, R ERA: 13.5	(4, 1)	2.0		9	3	3	3	1	1	0	0	0	0	1	10	17	13.50	2.000
39 Bobby Parnell, R ERA: 3.0	(6, 1)	1.0		3	0	0	0	0	1	0	0	0	0	0	2	6	0.00	1.000
27 Pedro Beato, R ERA: 2.25	(7, 1)	1.0		4	0	0	0	0	1	0	0	0	1	0	3	8	0.00	1.000
23 Blaine Boyer, R ERA: 9.0	(8, 1)	1.0		5	1	1	1	0	1	0	0	0	0	0	4	8	9.00	2.000

PITCHER	IP	WLS	BF	H	R	ER	SO	BB	IBB	HBP	BLK	WP	HR	S	P	ERA	WHIP

Atlanta Braves @ Washington Nationals

Space Coast Stadium, Viera, FL

Sun Mar 06 2011, 1:07 PM - 3:42 PM EST

Att. 6,250 - Partly Cloudy - 72 F

TOP

livebaseballscorecards.com

Batter	1	2	3	4	5	6	7	8	9	AB	R	H	RBI	BB	SO	LOB
14 Martín Prado, R (1, 7) OBP: 0.333, SLG: 0.316	CCC 0-3 ① K		CCC 0-3 ② K		X 0-0 ③ F8			X 0-0 ② F7	CCC 0-3 ② K	4	0	0	0	0	2	0
79 Mycal Jones, R (8, 8) OBP: 0.400, SLG: 0.375										1	0	0	0	0	1	2
1 Jordan Schafer, L (1, 8) OBP: 0.240, SLG: 0.250	X 0-0 ② G3		SSS 0-3 ③ K			X 0-0 ① F8		BBBB 4-0 7 1B 23 E BB	X 0-0 ③ L4	4	1	0	0	1	1	2
(8, 7)																
10 Chipper Jones, S (1, 5) OBP: 0.364, SLG: 0.500	X 0-0 ③ G5-3			X 0-0 26 1B 2 G4-6-3 2B		CCC 0-3 ② K		X 0-0 23 E 30 1B 1-2 1B		3	1	1	0	0	1	0
7 Brooks Conrad, S (6, 4) OBP: 0.125, SLG: 0.188										1	1	1	0	0	0	0
26 Dan Uggla, R (1, 4) OBP: 0.364, SLG: 0.333		X 0-0 ① G6-3		X 0-0 2 G4-6-3 22 HBP 2-3 1B		SSS 0-3 ③ K	X 0-0 E7 30 1B 1-3 2-H 1B			3	0	1	0	0	1	0
39 Jonny Venters, L (6, 1)										0	0	0	0	0	0	0
23 Brandon Hicks, R (7, 6) OBP: 0.250, SLG: 0.333										1	1	1	1	0	0	0
22 Jason Heyward, L (1, 9) OBP: 0.533, SLG: 0.500		BBBB 4-0 2 2B BB	H 1-0 2 G4-6-3 1-2 HBP			X 0-0 5 FC3-6 1B	X 0-0 73 FC5-4 2-H 3-H 1B			1	0	1	0	1	0	0
30 Wilkin Ramirez, R (7, PR) OBP: 0.545, SLG: 0.727										1	0	1	2	0	0	0
(7, 9)																
2 Alex Gonzalez, R (1, 6) OBP: 0.450, SLG: 0.611		X 0-0 ② 5 E 1-H 2B	X 0-0 ①② G4-6-3 1-2f 2-3 3-H			SSS 0-3 ① K	X 0-0 ③ FC5-4 1-2f			3	1	1	0	0	1	3
73 Christian Bethancourt, R (7, 2)										1	0	0	0	0	0	1
5 Freddie Freeman, L (1, 3) OBP: 0.435, SLG: 0.524		X 0-0 E6 2-H	X 0-0 ③ G4-3			X 0-0 ② FC3-6 1-2f		X 0-0 17 1B 1B		4	0	1	0	0	0	2
8 David Ross, R (1, 2) OBP: 0.250, SLG: 0.100		SSS 0-3 ③ K			X 0-0 ① F8		X 0-0 ③ L5		X 0-0 ① P3	3	0	0	0	0	1	2
64 Jairo Asencio, R (7, 1)										0	0	0	0	0	0	0
28 Brent Clevlen, R (9, PH) OBP: 0.538, SLG: 0.400										1	0	0	0	0	0	1
70 Arodys Vizcaíno, R (9, 1)										0	0	0	0	0	0	0
48 Tommy Hanson, R (1, 1)			SSS 0-3 ① K		SSS 0-3 ② K			X 0-0 ① F7	X 0-0 1-2 1B	1	0	0	0	0	1	0
50 Cristhian Martinez, R (4, 1)										1	0	0	0	0	1	0
17 Matt Young, L (6, 5) OBP: 0.385, SLG: 0.300										2	0	1	0	0	0	0

AB	35
R	5
H	9
RBI	3
BB	2
SO	10
LOB	13

Inning Stats	1	2	3	4	5	6	7	8	9
	R: 0 H: 0 E: 0 LOB: 0 K: 1 BB: 0 S: 5 P: 5	R: 1 H: 1 E: 1 LOB: 1 K: 1 BB: 1 S: 6 P: 10	R: 0 H: 0 E: 0 LOB: 0 K: 3 BB: 0 S: 9 P: 9	R: 1 H: 2 E: 0 LOB: 1 K: 0 BB: 0 S: 4 P: 5	R: 0 H: 0 E: 0 LOB: 0 K: 1 BB: 0 S: 5 P: 5	R: 0 H: 0 E: 0 LOB: 0 K: 2 BB: 0 S: 7 P: 7	R: 0 H: 1 E: 0 LOB: 1 K: 1 BB: 0 S: 6 P: 6	R: 3 H: 3 E: 1 LOB: 1 K: 0 BB: 1 S: 6 P: 10	R: 0 H: 2 E: 0 LOB: 2 K: 1 BB: 0 S: 7 P: 7

1B: 7	SF: 0	WP: 0	PA: 38		
2B: 2	SAC: 0	PB: 0			
3B: 0	DP: 1	SB: 0			
HR: 0	HBP: 1	CS: 0			

PITCHER		IP	WLS	BF	H	R	ER	SO	BB	IBB	HBP	BLK	WP	HR	S	P	ERA	WHIP
48 Ross Detwiler, L	(1, 1)	3.0	L	11	1	1	0	5	1	0	0	0	0	0	20	24	0.00	0.667
ERA:																		
51 J.D. Martin, R	(4, 1)	2.0		8	2	1	1	1	0	0	1	0	0	0	9	10	4.50	1.000
ERA: 6.0																		
60 Todd Coffey, R	(6, 1)	1.0		3	0	0	0	2	0	0	0	0	0	0	7	7	0.00	0.000
ERA:																		
45 Doug Slaten, L	(7, 1)	1.0		4	1	0	0	1	0	0	0	0	0	0	6	6	0.00	1.000
ERA:																		
56 Luis Atilano, R	(8, 1)	1.0		7	3	3	2	0	1	0	0	0	0	0	6	10	18.00	4.000
ERA: 18.0																		

PITCHER		IP	WLS	BF	H	R	ER	SO	BB	IBB	HBP	BLK	WP	HR	S	P	ERA	WHIP
30 Tim Wood, R	(9, 1)	1.0		5	2	0	0	1	0	0	0	0	0	0	7	7	0.00	2.000
ERA:																		

BOTTOM

Atlanta Braves @ Washington Nationals

Space Coast Stadium, Viera, FL

Sun Mar 06 2011, 1:07 PM - 3:42 PM EST

Att. 6,250 - Partly Cloudy - 72 F

livebaseballscorecards.com

Batter	1	2	3	4	5	6	7	8	9	AB	R	H	RBI	BB	SO	LOB
1 Nyjer Morgan, L (1, 8) OBP: 0.063, SLG: 0.063	G6-3		G4-3			B3-4			F8	3	0	0	0	0	0	1
2 Roger Bernadina, L (7, 8) OBP: 0.385, SLG: 0.583										1	0	0	0	0	0	0
6 Ian Desmond, R (1, 6) OBP: 0.353, SLG: 0.500	F9			K		K			1B	3	0	0	0	0	2	0
19 Brian Bixler, R (7, 6) OBP: 0.700, SLG: 0.857										1	0	1	0	0	0	0
28 Jayson Werth, R (1, 9) OBP: 0.273, SLG: 0.111	G1-3			K			G3-1		F7	3	0	0	0	0	1	0
67 Carlos Maldonado, R (8, 2)										1	0	0	0	0	0	1
43 Rick Ankiel, L (1, 10) OBP: 0.250, SLG: 0.545		F9		F7			K			3	0	0	0	0	1	0
3 Wilson Ramos, R (1, 2) OBP: 0.400, SLG: 0.500		F7			K		L7			2	0	0	0	0	1	0
34 Bryce Harper, L (7, PH) OBP: 0.250, SLG: 0.182 (8, 9)										1	0	0	0	0	0	0
20 Laynce Nix, L (1, 7) OBP: 0.571, SLG: 0.667	G3				1B			G3-1		3	0	1	0	0	0	0
8 Danny Espinosa, S (1, 4) OBP: 0.400, SLG: 0.643			K		K			G3-1		3	0	0	0	0	2	1
10 Michael Aubrey, L (1, 3) OBP: 0.286, SLG: 0.167			13 G5-3 BB		K			F8		2	0	0	0	1	1	1
13 Alex Cora, L (1, 5) OBP: 0.444, SLG: 0.286			G5-3 1-2			G5-3			K	1	0	0	0	0	0	1
12 Alberto Gonzalez, R (6, PH) (7, 5) OBP: 0.286, SLG: 0.286										2	0	0	0	0	1	0
Inning Stats	R: 0 E: 0 K: 0 S: 3 H: 0 LOB: 0 BB: 0 P: 3	R: 0 E: 0 K: 0 S: 3 H: 0 LOB: 0 BB: 0 P: 3	R: 0 E: 0 K: 1 S: 5 H: 0 LOB: 1 BB: 1 P: 9	R: 0 E: 0 K: 2 S: 7 H: 0 LOB: 0 BB: 0 P: 7	R: 0 E: 0 K: 3 S: 10 H: 1 LOB: 1 BB: 0 P: 10	R: 0 E: 0 K: 1 S: 5 H: 0 LOB: 0 BB: 0 P: 5	R: 0 E: 0 K: 1 S: 5 H: 0 LOB: 0 BB: 0 P: 5	R: 0 E: 0 K: 0 S: 3 H: 0 LOB: 0 BB: 0 P: 3	R: 0 E: 0 K: 1 S: 6 H: 1 LOB: 1 BB: 0 P: 6	1B: 2 2B: 0 3B: 0 HR: 0	SF: 0 SAC: 0 DP: 0 HBP: 0						

	AB	29
	R	0
	H	2
	RBI	0
	BB	1
	SO	9
	LOB	5

PITCHER		IP	WLS	BF	H	R	ER	SO	BB	IBB	HBP	BLK	WP	HR	S	P	ERA	WHIP
48 Tommy Hanson, R ERA:	(1, 1)	3.0	W	10	0	0	0	1	1	0	0	0	0	0	11	15	0.00	0.333
50 Cristhian Martinez, R ERA:	(4, 1)	2.0	H	7	1	0	0	5	0	0	0	0	0	0	17	17	0.00	0.500
39 Jonny Venters, L ERA:	(6, 1)	1.0	H	3	0	0	0	1	0	0	0	0	0	0	5	5	0.00	0.000
64 Jairo Asencio, R ERA: 1.5	(7, 1)	2.0	H	6	0	0	0	1	0	0	0	0	0	0	8	8	0.00	0.000
70 Arodys Vizcaíno, R ERA:	(9, 1)	1.0		4	1	0	0	1	0	0	0	0	0	0	6	6	0.00	1.000

PITCHER	IP	WLS	BF	H	R	ER	SO	BB	IBB	HBP	BLK	WP	HR	S	P	ERA	WHIP

Batter	1	2	3	4	5	6	7	8	9	10	AB	R	H	RBI	BB	SO	LOB
14 Martin Prado, R (1, 5) OBP: 0.360, SLG: 0.391	0-0 13 SH1 16 SF9 2B		0-0 F8 ①		0-0 G5-3 ③			0-0 78 1B		1-0 27 1B ① 1-2 1B	4	1	2	0	0	0	0
65 Randall Delgado, R (9, 1)											0	0	0	0	0	0	0
23 Brandon Hicks, R (10, PH) OBP: 0.308, SLG: 0.385											1	0	1	0	0	0	0
59 Jose Ortegano, L (10, 1)											0	0	0	0	0	0	0
13 Nate McLouth, L (1, 8) OBP: 0.636, SLG: 0.800	0-0 SH1 ① 2-3		0-0 G4-3 ②			0-0 HR		0-0 27 G4-3 1-2 1B		0-0 F9 ②	2	1	1	1	0	0	0
78 Jose Constanza, L (6, 9) OBP: 0.308, SLG: 0.250											2	0	1	0	0	0	1
22 Jason Heyward, L (1, 9) OBP: 0.500, SLG: 0.467	0-0 1B		0-0 G3-1 ③			SSS 0-3 K ①		0-0 G4-3 ②③ 1-2f		0-0 79 FC6-4 1-3 1B	3	0	1	0	0	1	0
27 J.C. Boscan, R (6, 2) OBP: 0.167, SLG: 0.167											2	0	1	0	0	0	2
16 Brian McCann, L (1, 2) OBP: 0.211, SLG: 0.222	0-0 SF9 ② 3-H			0-0 G3-1 ①		0-0 20 L4-3 1B			0-0 L6 ①	0-0 FC6-4 ③ 1-2f	2	0	1	1	0	0	0
79 Mycal Jones, R (6, 8) OBP: 0.333, SLG: 0.300											2	0	0	0	0	0	2
20 Eric Hinske, L (1, 7) OBP: 0.211, SLG: 0.474	SSS 0-3 K ③			0-0 F7 ②		0-0 L4-3 ②③ 1-1			0-0 75 3B 1B		3	0	0	0	0	1	2
56 Lee Hyde, R (6, 1)											0	0	0	0	0	0	0
4 Joe Mather, R (7, 3) OBP: 0.250, SLG: 0.222											1	1	1	0	0	0	0
5 Freddie Freeman, L (1, 3) OBP: 0.500, SLG: 0.583		0-0 15 B1-6 75 BB 1B		0-0 1B			0-0 75 G4-3 1B		0-0 F8 ②		3	0	3	0	0	0	0
66 Julio Teheran, R (7, 1)											0	0	0	0	0	0	0
61 Juan Abreu, R (8, 1)											0	0	0	0	0	0	0
76 Shawn Bowman, R (9, PH) OBP: 0.231, SLG: 0.417											1	0	0	0	0	0	1
(9, 5)																	
75 Ed Lucas, R (1, 4) OBP: 0.500, SLG: 0.563	BBBB 4-0 1-2 BB			0-0 P2 ③			0-0 G4-3 ①② 1-2f		0-0 1-H 3B		3	0	1	1	1	0	2
24 Diory Hernandez, R (1, 6) OBP: 0.313, SLG: 0.600	SSS 0-3 K ①		0-0 G5-3 ①				SST 0-2 K ③		0-0 F9 ③		4	0	0	0	0	2	3
15 Tim Hudson, R (1, 1)		0-0 B1-6 ②③ 2-2f			0-0 G5-3 ②			0-0 G4-3 ①		0-0 23 CS 1B	1	0	0	0	0	0	2
34 Eric O'Flaherty, L (4, 1)											0	0	0	0	0	0	0
72 Jesús Sucre, R (5, PH) OBP: 0.333, SLG: 0.333											1	0	0	0	0	0	0
62 Cory Gearrin, R (5, 1)											0	0	0	0	0	0	0
17 Matt Young, L (6, 7) OBP: 0.400, SLG: 0.333											2	0	1	0	0	0	0
Inning Stats	R: 1 E: 0 K: 1 S: 7 H: 2 LOB: 1 BB: 0 P: 7	R: 0 E: 0 K: 1 S: 5 H: 1 LOB: 1 BB: 1 P: 9	R: 0 E: 0 K: 0 S: 3 H: 0 LOB: 0 BB: 0 P: 3	R: 0 E: 0 K: 0 S: 4 H: 1 LOB: 1 BB: 0 P: 4	R: 0 E: 0 K: 0 S: 3 H: 0 LOB: 0 BB: 0 P: 3	R: 1 E: 0 K: 1 S: 6 H: 2 LOB: 0 BB: 0 P: 6	R: 0 E: 0 K: 1 S: 5 H: 1 LOB: 0 BB: 0 P: 5	R: 0 E: 0 K: 0 S: 4 H: 2 LOB: 1 BB: 0 P: 4	R: 1 E: 0 K: 0 S: 5 H: 2 LOB: 1 BB: 0 P: 5	R: 0 E: 0 K: 0 S: 5 H: 3 LOB: 2 BB: 0 P: 6	1B: 11 2B: 3 3B: 1 HR: 1	SF: 1 SAC: 1 DP: 4 HBP: 0						

PITCHER		IP	WLS	BF	H	R	ER	SO	BB	IBB	HBP	BLK	WP	HR	S	P	ERA	WHIP
55 Josh Johnson, R ERA: 8.44	(1, 1)	3.2		14	3	1	1	2	1	0	0	0	0	0	17	21	2.46	1.091
32 Clay Hensley, R ERA: 2.7	(4, 1)	1.1		5	1	0	0	0	0	0	0	0	0	0	5	5	0.00	0.750
46 Juan Carlos Oviedo, R ERA: 3.0	(6, 1)	1.0	H	4	2	1	1	1	0	0	0	0	0	1	6	6	9.00	2.000
24 Dustin Richardson, L ERA: 3.0	(7, 1)	1.0	H	3	1	0	0	1	0	0	0	0	0	0	5	5	0.00	1.000
68 Tom Koehler, R ERA: 7.2	(8, 1)	3.0	W	14	7	1	1	0	0	0	0	0	0	0	14	15	3.00	2.333

PITCHER	IP	WLS	BF	H	R	ER	SO	BB	IBB	HBP	BLK	WP	HR	S	P	ERA	WHIP

TOP

Atlanta Braves @ Florida Marlins

Roger Dean Stadium, Jupiter, FL

Mon Mar 07 2011, 1:07 PM - 4:15 PM EST

Att. 3,385 - Partly Cloudy - 73 F

livebaseballscorecards.com

AB	37
R	3
H	14
RBI	3
BB	1
SO	4
LOB	15

WP: 0 PB: 0 SB: 0 CS: 1 PA: 40

Atlanta Braves @ Florida Marlins

Roger Dean Stadium, Jupiter, FL

Mon Mar 07 2011, 1:07 PM - 4:15 PM EST

Att. 3,385 - Partly Cloudy - 73 F

livebaseballscorecards.com

Batter	1	2	3	4	5	6	7	8	9	10	AB	R	H	RBI	BB	SO	LOB
8 Chris Coghlan, L (1, 8) OBP: 0.600, SLG: 0.500 12 Ruben Gotay, S (6, 3) OBP: 0.222, SLG: 0.222	G6-3		F7		2 1B 2B	G5-3		F9 2-3			3	1	1	0	0	0	0
											2	0	0	0	0	0	3
13 Omar Infante, R (1, 4) OBP: 0.357, SLG: 0.538 3 Joe Thurston, L (6, 4) OBP: 0.154, SLG: 0.231	2 1B 14 1B 1B		2B		G6-3		K	P6			3	1	2	0	0	0	1
											2	0	0	0	0	1	2
2 Hanley Ramirez, R (1, 6) OBP: 0.533, SLG: 0.462 56 Osvaldo Martínez, R (6, 6) OBP: 0.222, SLG: 0.222	20 BB 14 1B 1-2 1B		BBBB 14 G6-4-3 BB		14 S 14 1B 2-H 1B		9 FC6-4 1B		K		2	1	2	1	1	0	0
											2	0	1	0	0	1	0
14 John Buck, R (1, 2) OBP: 0.250, SLG: 0.250 9 Brett Hayes, R (6, 2) OBP: 0.111, SLG: 0.111	20 BB 1-2 2-H 1B		G6-4-3 1-2f		BX 20 BB 18 FC4-2-5-6 1-H 1B		FC6-4 20 1B 1-2f		SSS K		3	0	2	2	0	0	2
											2	0	0	0	0	1	1
20 Logan Morrison, L (1, 7) OBP: 0.500, SLG: 0.333 64 Chris Lubanski, L (10, 7) OBP: 0.167, SLG: 0.167	BBBB 18 G5-4-3 1-2 2-3 BB			G4-3	BBBB 18 FC4-2-5-6 1-2 BB			G3 1-2 1B			3	0	1	0	2	0	0
											0	0	0	0	0	0	0
18 Wes Helms, R (1, 3) OBP: 0.462, SLG: 0.222 46 Juan Carlos Oviedo, R (6, 1) 24 Dustin Richardson, L (7, 1) 29 Greg Dobbs, L (7, PH) OBP: 0.250, SLG: 0.250 68 Tom Koehler, R (8, 1) 1 Emilio Bonifácio, S (10, PH) OBP: 0.500, SLG: 0.667	G5-4-3 1-2f			BBBB 4-0 BB	FC4-2-5-6 1-2 2-H		G3			BBBB 4-0 33 SH5-3 16 1B BB	2	0	0	0	1	0	5
											0	0	0	0	0	0	0
											0	0	0	0	0	0	0
											1	0	0	0	0	0	2
											0	0	0	0	0	0	0
											0	1	0	0	1	0	0
33 Scott Cousins, L (1, 9) OBP: 0.286, SLG: 0.381		CCC K		F7		CCC K		SSS K2-3		SH5-3 1-2	4	0	0	0	0	3	1
22 Donnie Murphy, R (1, 5) OBP: 0.308, SLG: 0.273		F9		CCC K		1B		12 F9 2B		BBBB BB	4	0	2	0	1	1	1
55 Josh Johnson, L (1, 1)		G3			G3		SSS K	BBBB BB		2-H 1B	1	0	0	0	0	0	0
32 Clay Hensley, R (4, 1)											0	0	0	0	0	0	0
16 Bryan Petersen, L (5, PH) OBP: 0.368, SLG: 0.353 (6, 8)											3	0	1	1	1	1	1
Inning Stats	R: 1 H: 3 E: 0 LOB: 2 K: 0 BB: 1 S: 5 P: 9		R: 0 H: 1 E: 0 LOB: 1 K: 0 BB: 1 S: 3 P: 7	R: 0 H: 0 E: 0 LOB: 1 K: 1 BB: 1 S: 5 P: 9	R: 2 H: 3 E: 0 LOB: 2 K: 0 BB: 1 S: 6 P: 11	R: 0 H: 1 E: 0 LOB: 1 K: 2 BB: 0 S: 8 P: 8	R: 0 H: 2 E: 0 LOB: 2 K: 1 BB: 0 S: 7 P: 7	R: 0 H: 1 E: 0 LOB: 2 K: 1 BB: 1 S: 6 P: 10	R: 0 H: 0 E: 0 LOB: 0 K: 2 BB: 0 S: 7 P: 7	R: 1 H: 1 E: 0 LOB: 1 K: 0 BB: 2 S: 2 P: 10	1B: 9 SF: 0 2B: 3 SAC: 1 3B: 0 DP: 2 HR: 0 HBP: 0						

	AB	37
	R	4
	H	12
	RBI	4
	BB	7
	SO	8
	LOB	19

WP: 0 PA: 45
PB: 0
SB: 1
CS: 0

PITCHER	IP	WLS	BF	H	R	ER	SO	BB	IBB	HBP	BLK	WP	HR	S	P	ERA	WHIP
15 Tim Hudson, R (1, 1) ERA: 3.6	3.0		13	4	1	1	1	2	0	0	0	0	0	13	21	3.00	2.000
34 Eric O'Flaherty, L (4, 1) ERA:	1.0		4	0	0	0	1	1	0	0	0	0	0	5	9	0.00	1.000
62 Cory Gearrin, R (5, 1) ERA: 6.75	1.0		7	3	2	2	0	1	0	0	0	0	0	6	11	18.00	4.000
56 Lee Hyde, L (6, 1) ERA:	1.0		4	1	0	0	2	0	0	0	0	0	0	8	8	0.00	1.000
66 Julio Teheran, R (7, 1) ERA:	1.0		5	2	0	0	1	0	0	0	0	0	0	7	7	0.00	2.000

PITCHER	IP	WLS	BF	H	R	ER	SO	BB	IBB	HBP	BLK	WP	HR	S	P	ERA	WHIP
61 Juan Abreu, R (8, 1) ERA: 1.8	1.0		5	1	0	0	1	1	0	0	0	0	0	6	10	0.00	2.000
65 Randall Delgado, R (9, 1) ERA: 3.0	1.0		3	0	0	0	2	0	0	0	0	0	0	7	7	0.00	0.000
59 Jose Ortegano, L (10, 1) ERA: 13.5	0.1	L	4	1	1	1	0	2	0	0	0	0	0	2	10	27.00	9.000

Batter	1	2	3	4	5	6	7	8	9	AB	R	H	RBI	BB	SO	LOB
11 Brett Gardner, L (1, 7) OBP: 0.500, SLG: 0.571	B B B B 4-0 14 CS 33 S BB		X 0-0 ① FC2-6 33 1B 14 3B 1-2f	B X 1-0 ③ P5 2-3		B X 1-0 ② ③ G4-3 1-2			X 0-0 ③ G1-3	2	1	0	0	1	0	2
96 Austin Krum, L (5, 7) OBP: 0.182, SLG: 0.200										2	0	0	0	0	0	1
33 Nick Swisher, S (1, 9) OBP: 0.286, SLG: 0.300	S B B B B 4-1 14 CS 1-2 BB		X 0-0 14 3B 1-3 1B		X 0-0 14 1B 1B		S S S 0-3 ① K			2	1	2	0	1	0	0
78 Jordan Parraz, R (6, 9) OBP: 0.556, SLG: 0.500										1	0	0	0	0	1	0
14 Curtis Granderson, L (1, 8) OBP: 0.474, SLG: 1.000	B S S S 1-3 ① ② K 1-2 2-3		X 0-0 20 1B 1-H 3-H 3B		X 0-0 1-2 1B		S S S 0-3 ② K			3	1	2	2	0	1	2
77 Melky Mesa, R (5, PR) OBP: 0.385, SLG: 0.500										1	0	0	0	0	1	0
20 Jorge Posada, S (1, 10) OBP: 0.350, SLG: 0.353	X 0-0 ③ G1-3		X 0-0 83 G5-4-3 3-H 1B		X 0-0 ① F9		S S S 0-3 ③ K			2	0	1	1	0	0	1
86 Kyle Higashioka, R (5, PH)										2	0	0	0	0	1	2
(5, 10)																
83 Jesus Montero, R (1, 2) OBP: 0.200, SLG: 0.200		C C C 0-3 ① K	X 0-0 ② ③ G5-4-3 1-2f		S S S 0-3 ② K			X 0-0 ① P4		3	0	0	0	0	2	3
53 Gustavo Molina, R (7, 2) OBP: 0.300, SLG: 0.125										1	0	0	0	0	0	0
94 Jorge Vazquez, R (1, 3) OBP: 0.444, SLG: 0.944		S S S 0-3 ② K		X 0-0 26 1B 75 SF7 2B	S S S 0-3 ③ K			X 0-0 ② F9		3	1	1	0	0	2	2
85 Jose Gil, R (7, 3)										1	0	0	0	0	0	0
26 Eduardo Núñez, R (1, 4) OBP: 0.375, SLG: 0.522	H 1-0 75 S HBP		X 0-0 11 WP 19 S 2-3 1B			X 0-0 75 S 19 1B 1B		X 0-0 ③ F7		2	1	2	0	0	0	0
60 Kevin Russo, R (7, 4) OBP: 0.143, SLG: 0.077										1	0	0	0	0	0	0
75 Brandon Laird, R (1, 5) OBP: 0.118, SLG: 0.133	B S S S 1-3 ③ K 1-2		X 0-0 ① SF7 3-H			B S S S 1-3 ① K 1-2			X 0-0 ① L3	2	0	0	1	0	2	2
93 Bradley Suttle, S (7, 5) OBP: 0.182, SLG: 0.182										1	0	0	0	0	0	0
19 Ramiro Pena, S (1, 6) OBP: 0.158, SLG: 0.158			X 0-0 11 FC2-6 1B	B X 1-0 ② G1-3 1-2		X 0-0 96 CS 2-H 1B			C C C 0-3 ② K	3	0	2	1	0	0	1
71 Doug Bernier, R (7, 6)										1	0	0	0	0	1	0
Inning Stats	R: 0 H: 0 E: 0 LOB: 1 K: 1 BB: 2 S: 5 P: 14	R: 0 H: 0 E: 0 LOB: 1 K: 3 BB: 0 S: 9 P: 11	R: 3 H: 4 E: 0 LOB: 0 K: 0 BB: 0 S: 6 P: 6	R: 1 H: 2 E: 0 LOB: 1 K: 0 BB: 0 S: 5 P: 7	R: 0 H: 2 E: 0 LOB: 2 K: 2 BB: 0 S: 9 P: 9	R: 1 H: 2 E: 0 LOB: 0 K: 1 BB: 0 S: 6 P: 8	R: 0 H: 0 E: 0 LOB: 0 K: 3 BB: 0 S: 9 P: 9	R: 0 H: 0 E: 0 LOB: 0 K: 0 BB: 0 S: 3 P: 3	R: 0 H: 0 E: 0 LOB: 0 K: 1 BB: 0 S: 5 P: 5	1B: 8 SF: 1 2B: 1 SAC: 0 3B: 1 DP: 1 HR: 0 HBP: 1						

TOP

New York Yankees @ Atlanta Braves

Champion Stadium, Lake Buena Vista, FL

Tue Mar 08 2011, 1:08 PM - 3:50 PM EST

Att. 10,750 - Sunny - 75 F

livebaseballscorecards.com

AB	33
R	5
H	10
RBI	5
BB	2
SO	11
LOB	16

WP: 1 PA: 37
PB: 0
SB: 4
CS: 3

PITCHER		IP	WLS	BF	H	R	ER	SO	BB	IBB	HBP	BLK	WP	HR	S	P	ERA	WHIP
49 Jair Jurrjens, R ERA: 6.0	(1, 1)	4.0	L	19	6	4	4	4	2	0	1	0	1	0	25	38	9.00	2.000
52 George Sherrill, L ERA: 6.0	(5, 1)	1.0		5	2	0	0	2	0	0	0	0	0	0	9	9	0.00	2.000
19 Scott Linebrink, R ERA: 9.0	(6, 1)	1.0		4	2	1	1	1	0	0	0	0	0	0	6	8	9.00	2.000
58 Peter Moylan, R ERA: 6.0	(7, 1)	1.0		3	0	0	0	3	0	0	0	0	0	0	9	9	0.00	0.000
43 Scott Proctor, R ERA: 6.75	(8, 1)	1.0		3	0	0	0	0	0	0	0	0	0	0	3	3	0.00	0.000

PITCHER		IP	WLS	BF	H	R	ER	SO	BB	IBB	HBP	BLK	WP	HR	S	P	ERA	WHIP
46 Craig Kimbrel, R ERA: 10.8	(9, 1)	1.0		3	0	0	0	1	0	0	0	0	0	0	5	5	0.00	0.000

New York Yankees @ Atlanta Braves

Champion Stadium, Lake Buena Vista, FL

Tue Mar 08 2011, 1:08 PM - 3:50 PM EST

Att. 10,750 - Sunny - 75 F

BOTTOM

Batter	1	2	3	4	5	6	7	8	9	AB	R	H	RBI	BB	SO	LOB
14 Martín Prado, R (1, 7) OBP: 0.345, SLG: 0.407	F9			10 G6-3		K	F8		P2	4	2	1	0	0	1	1
78 Jose Constanza, L (8, 7) OBP: 0.286, SLG: 0.231				2B						1	0	0	0	0	0	2
1 Jordan Schafer, L (1, 8) OBP: 0.241, SLG: 0.250	F8			10 G6-3		K		P6		4	0	1	0	0	1	1
				2-3 1B												
10 Chipper Jones, S (1, 10) OBP: 0.320, SLG: 0.435	F7			G6-3		K		G5-3		3	0	0	0	0	1	2
30 Wilkin Ramirez, R (8, PH) OBP: 0.500, SLG: 0.667 (9, 10)				1-2f 3-H		1-2				1	0	0	0	0	0	0
26 Dan Uggla, R (1, 4) OBP: 0.400, SLG: 0.350		K		1B		20 WP 20 1B BB		BB		2	1	1	0	1	1	0
7 Brooks Conrad, S (7, 4) OBP: 0.176, SLG: 0.188										0	0	0	0	1	0	0
20 Eric Hinske, L (1, 3) OBP: 0.227, SLG: 0.455		F8		K		1-H 2-H 1B		F9		3	0	1	2	0	1	1
4 Joe Mather, R (6, PR) OBP: 0.238, SLG: 0.211 (7, 3)										1	0	0	0	0	0	1
2 Alex Gonzalez, R (1, 6) OBP: 0.391, SLG: 0.524		G6-3			K	G6-3			17 SH 72 1B 76 G5-4-3 BB	3	0	0	0	0	1	1
23 Brandon Hicks, R (8, 6) OBP: 0.357, SLG: 0.385										0	1	0	0	1	0	0
8 David Ross, R (1, 2) OBP: 0.333, SLG: 0.167			G6-3		BB		17 FC6-4 1B		76 G5-4-3 17 SH 1-2 1B	2	0	1	0	1	0	0
72 Jesús Sucre, R (8, 2) OBP: 0.500, SLG: 0.500										1	0	1	0	0	0	0
53 Wilkin Castillo, S (9, PR) OBP: 0.400, SLG: 0.400										0	0	0	0	0	0	0
17 Matt Young, L (1, 9) OBP: 0.333, SLG: 0.267			G4-3		F7		FC6-4		SH 76 G5-4-3 1-2 2-3	3	0	0	0	0	0	2
							1-2f									
76 Shawn Bowman, R (1, 5) OBP: 0.176, SLG: 0.313					F9		K		G5-4-3 1-2f 2-3 3-H	4	0	0	0	0	2	4
Inning Stats	R: 0 H: 0 E: 0 LOB: 0 K: 0 BB: 0 S: 3 P: 3	R: 0 H: 0 E: 0 LOB: 0 K: 1 BB: 0 S: 5 P: 5	R: 0 H: 0 E: 0 LOB: 0 K: 1 BB: 0 S: 5 P: 5	R: 1 H: 3 E: 0 LOB: 1 K: 1 BB: 0 S: 7 P: 7	R: 0 H: 0 E: 0 LOB: 1 K: 1 BB: 1 S: 5 P: 9	R: 2 H: 1 E: 0 LOB: 1 K: 3 BB: 1 S: 11 P: 16	R: 0 H: 1 E: 0 LOB: 1 K: 1 BB: 0 S: 6 P: 6	R: 0 H: 0 E: 0 LOB: 1 K: 0 BB: 1 S: 3 P: 7	R: 1 H: 1 E: 1 LOB: 2 K: 0 BB: 1 S: 4 P: 8	1B: 5 SF: 0 2B: 1 SAC: 1 3B: 0 DP: 2 HR: 0 HBP: 0						

	AB	32
	R	4
	H	6
	RBI	2
	BB	4
	SO	8
	LOB	15

livebaseballscorecards.com

PITCHER	IP	WLS	BF	H	R	ER	SO	BB	IBB	HBP	BLK	WP	HR	S	P	ERA	WHIP
36 Freddy Garcia, R (1, 1) ERA:	3.0	W	9	0	0	0	2	0	0	0	0	0	0	13	13	0.00	0.000
72 Dellin Betances, R (4, 1) ERA: 3.86	2.0		9	3	1	1	2	1	0	0	0	0	0	12	16	4.50	2.000
30 David Robertson, R (6, 1) ERA: 5.4	1.0	H	6	1	2	2	3	1	0	0	0	2	0	11	16	18.00	2.000
66 Andrew Brackman, R (7, 1) ERA:	1.0	H	4	1	0	0	1	0	0	0	0	0	0	6	6	0.00	1.000
68 Warner Madrigal, R (8, 1) ERA:	1.0	H	4	0	0	0	0	1	0	0	0	0	0	3	7	0.00	1.000

PITCHER	IP	WLS	BF	H	R	ER	SO	BB	IBB	HBP	BLK	WP	HR	S	P	ERA	WHIP
Romulo Sanchez, R (9, 1) ERA: 9.0	1.0	S	5	1	1	1	0	1	0	0	0	0	0	4	8	9.00	2.000

St. Louis Cardinals @ Atlanta Braves

Champion Stadium, Lake Buena Vista, FL

Wed Mar 09 2011, 1:07 PM - 3:52 PM EST

Att. 7,809 - Cloudy - 78 F

TOP

livebaseballscorecards.com

Batter	1	2	3	4	5	6	7	8	9	AB	R	H	RBI	BB	SO	LOB
27 Tyler Greene, R (1, 6) OBP: 0.280, SLG: 0.250	K		1-2 19 3B 1B		G6-3		1-2 2-3 G5-3		1-2 1B	4	1	1	0	0	1	2
89 Donovan Solano, R (7, 4)										0	0	0	0	0	0	0
88 Pete Kozma, R (9, PH) (9, 6) OBP: 0.500, SLG: 0.500										1	0	1	0	0	0	0
19 Jon Jay, L (1, 7) OBP: 0.323, SLG: 0.600	F7		1-H 2-H 21 2B 3B		K		3-H SF7		F7	4	1	1	3	0	1	2
5 Albert Pujols, R (1, 3) OBP: 0.333, SLG: 0.400	K		K			G5-3	F7		K	4	0	0	0	0	2	2
44 Miguel Batista, R (7, 1)										0	0	0	0	0	0	0
16 Bryan Anderson, L (9, PH)										1	0	0	0	0	1	2
30 Jason Motte, R (9, 1)										0	0	0	0	0	0	0
21 Allen Craig, R (1, 9) OBP: 0.433, SLG: 0.538		G4-3	3-H 2B			BBB 23 HR BB		F8		3	1	1	1	1	0	0
87 Adron Chambers, L (8, 9) OBP: 0.294, SLG: 0.200										0	0	0	0	0	0	0
23 David Freese, R (1, 5) OBP: 0.500, SLG: 1.000		2B	L9			BBX 1-H HR		G4-3		3	1	2	2	0	0	1
76 John Gast, L (6, 1)										0	0	0	0	0	0	0
64 Mark Hamilton, L (7, 3) OBP: 0.357, SLG: 0.538										1	0	0	0	0	0	0
28 Colby Rasmus, L (1, 8) OBP: 0.296, SLG: 0.370		K		F9		L8		BBBB BB		3	0	0	0	0	1	1
92 Matt Carpenter, L (6, 5) OBP: 0.545, SLG: 0.737										0	0	0	0	1	0	0
4 Yadier Molina, R (1, 2) OBP: 0.263, SLG: 0.263		F8		L8		G1-5-3		F7		4	0	0	0	0	0	2
33 Daniel Descalso, L (1, 4) OBP: 0.333, SLG: 0.368			G4-3	F7			E4 27 G5-3 63 1B 19 SF7		CCC K	3	1	0	0	0	0	0
19 Ramón Vázquez, L (7, 6) OBP: 0.263, SLG: 0.188										1	0	0	0	0	1	0
(9, 4)																
26 Kyle Lohse, R (1, 1) OBP: 1.000, SLG: 1.000			27 1B 19 3B 1B		F9		1-2 27 G5-3 1B		88 1B 1B	1	1	1	0	0	0	0
91 Amaury Cazana, R (5, PH) OBP: 0.400, SLG: 0.143										1	0	0	0	0	0	0
31 Ryan Franklin, R (5, 1)										0	0	0	0	0	0	0
63 Shane Robinson, R (6, 8) OBP: 0.333, SLG: 0.400										2	0	2	0	0	0	0

	AB	36
	R	6
	H	9
	RBI	6
	BB	2
	SO	7
	LOB	12

Inning Stats										
	R: 0	H: 0	R: 0	H: 1	R: 3	H: 4	R: 0	H: 0	R: 0	H: 0
	E: 0	LOB: 0	E: 0	LOB: 1	E: 0	LOB: 1	E: 0	LOB: 0	E: 0	LOB: 0
	K: 2	BB: 0	K: 1	BB: 0	K: 1	BB: 0	K: 0	BB: 0	K: 1	BB: 0
	S: 7	P: 7	S: 6	P: 6	S: 9	P: 9	S: 3	P: 3	S: 5	P: 5

R: 2	H: 1	R: 1	H: 1	R: 0	H: 0	R: 0	H: 2	1B: 5	SF: 1	WP: 0	PA: 39
E: 0	LOB: 0	E: 1	LOB: 1	E: 0	LOB: 1	E: 0	LOB: 2	2B: 2	SAC: 0	PB: 0	
K: 0	BB: 1	K: 0	BB: 0	K: 0	BB: 1	K: 2	BB: 0	3B: 1	DP: 0	SB: 0	
S: 4	P: 10	S: 5	P: 5	S: 3	P: 7	S: 9	P: 9	HR: 1	HBP: 0	CS: 0	

PITCHER		IP	WLS	BF	H	R	ER	SO	BB	IBB	HBP	BLK	WP	HR	S	P	ERA	WHIP
40 Rodrigo Lopez, R ERA: 4.0	(1, 1)	4.0	L	17	5	3	3	4	0	0	0	0	0	0	25	25	6.75	1.250
39 Jonny Venters, L ERA:	(5, 1)	1.0		3	0	0	0	1	0	0	0	0	0	0	5	5	0.00	0.000
68 Yohan Flande, L ERA: 18.0	(6, 1)	1.0		5	1	2	2	0	1	0	0	0	0	1	4	10	18.00	2.000
69 Brett Oberholtzer, L ERA:	(7, 1)	2.0		9	1	1	0	0	1	0	0	0	0	0	8	12	0.00	1.000
70 Arodys Vizcaíno, R ERA:	(9, 1)	1.0		5	2	0	0	2	0	0	0	0	0	0	9	9	0.00	2.000

PITCHER	IP	WLS	BF	H	R	ER	SO	BB	IBB	HBP	BLK	WP	HR	S	P	ERA	WHIP

BOTTOM

Batter	1	2	3	4	5	6	7	8	9	AB	R	H	RBI	BB	SO	LOB
1 Jordan Schafer, L (1, 8) OBP: 0.206, SLG: 0.212	S S S 0-3 ① K2-3		x 0-0 ① F9		x 0-0 ③ P6		x 0-0 ③ G3		x 0-0 ③ G4-3	5	0	0	0	0	1	2
2 Alex Gonzalez, R (1, 6) OBP: 0.423, SLG: 0.542	x 0-0 10 E 1B		x 0-0 ② G6-3			x 0-0 10 2B 1B		x 0-0 53 FC4-6 1B		3	0	2	0	0	0	0
75 Ed Lucas, R (7, 6) OBP: 0.526, SLG: 0.588										1	0	1	0	0	0	0
10 Chipper Jones, S (1, 5) OBP: 0.321, SLG: 0.462	x 0-0 FC4 1-2		x 0-0 ③ G4-3			x 0-0 1-3 2B		S S S 0-3 ① K		3	0	1	0	0	0	1
4 Joe Mather, R (6, PR) OBP: 0.227, SLG: 0.200 (7, 5)										1	0	0	0	0	1	1
16 Brian McCann, L (1, 2) OBP: 0.200, SLG: 0.211	S S S 0-3 ② K			x 0-0 E9 22 1B 1B		x 0-0 ① P4		x 0-0 ② FC4-6 1-2f		1	0	0	0	0	1	2
53 Wilkin Castillo, S (2, 2) OBP: 0.375, SLG: 0.375										3	1	1	0	0	0	3
26 Dan Uggla, R (1, 4) OBP: 0.357, SLG: 0.304	x 0-0 ③ F8			x 0-0 ① G5-3		B B B x 3-0 ② G5-3		x 0-0 ③ F7		3	0	0	0	0	0	5
69 Brett Oberholtzer, L (7, 1)										0	0	0	0	0	0	0
17 Matt Young, L (8, PH) OBP: 0.316, SLG: 0.250										1	0	0	0	0	0	1
70 Arodys Vizcaino, R (9, 1)										0	0	0	0	0	0	0
22 Jason Heyward, L (1, 9) OBP: 0.500, SLG: 0.444		S S S 0-3 ① K		x 0-0 ① 5 L1-3 3-H 1B		B B B 4-0 BB			x 0-0 ① G4-3	3	0	1	1	1	1	0
5 Freddie Freeman, L (1, 3) OBP: 0.433, SLG: 0.500		x 0-0 ② G4-3		x 0-0 ②③ L1-3 1-1		C C C 0-3 ③ K			x 0-0 ② F9	4	0	0	0	0	1	4
28 Brent Clevlen, R (1, 7) OBP: 0.529, SLG: 0.385		x 0-0 1B			x 0-0 ① G4-3		x 0-0 ① F9		B B B B 4-0 24 1B BB	3	0	1	0	1	0	0
40 Rodrigo Lopez, R (1, 1)		x 0-0 ③ G1-3			x 0-0 ② G3-1		x 0-0 ② L4		x 0-0 1-3 1B	1	0	0	0	0	1	1
39 Jonny Venters, L (5, 1)										0	0	0	0	0	0	0
7 Brooks Conrad, S (5, PH) OBP: 0.167, SLG: 0.176										1	0	0	0	0	0	0
68 Yohan Flande, L (6, 1)										0	0	0	0	0	0	0
24 Diory Hernandez, R (7, 4) OBP: 0.333, SLG: 0.588										2	0	1	0	0	0	0
Inning Stats	R: 0 E: 1 K: 2 S: 9 H: 1 LOB: 2 BB: 0 P: 9	R: 0 E: 0 K: 1 S: 6 H: 1 LOB: 1 BB: 0 P: 6	R: 0 E: 0 K: 0 S: 3 H: 0 LOB: 0 BB: 0 P: 3	R: 1 E: 1 K: 0 S: 4 H: 2 LOB: 0 BB: 0 P: 4	R: 0 E: 0 K: 0 S: 3 H: 0 LOB: 0 BB: 0 P: 3	R: 0 E: 0 K: 1 S: 7 H: 2 LOB: 3 BB: 1 P: 14	R: 0 E: 0 K: 0 S: 3 H: 0 LOB: 0 BB: 0 P: 3	R: 0 E: 0 K: 1 S: 6 H: 1 LOB: 1 BB: 0 P: 6	R: 0 E: 0 K: 0 S: 4 H: 1 LOB: 2 BB: 1 P: 8	1B: 7 2B: 2 3B: 0 HR: 0 SF: 0 SAC: 0 DP: 1 HBP: 0						

PITCHER	IP	WLS	BF	H	R	ER	SO	BB	IBB	HBP	BLK	WP	HR	S	P	ERA	WHIP
26 Kyle Lohse, R (1, 1) ERA: 2.57	4.0	W	16	4	1	1	3	0	0	0	0	0	0	22	22	2.25	1.000
31 Ryan Franklin, R (5, 1) ERA: 1.8	1.0	H	3	0	0	0	0	0	0	0	0	0	0	3	3	0.00	0.000
76 John Gast, L (6, 1) ERA:	1.0		6	2	0	0	1	1	0	0	0	0	0	7	14	0.00	3.000
44 Miguel Batista, R (7, 1) ERA: 3.0	2.0		7	1	0	0	1	0	0	0	0	0	0	9	9	0.00	0.500
30 Jason Motte, R (9, 1) ERA: 11.25	1.0		5	1	0	0	0	1	0	0	0	0	0	4	8	0.00	2.000

PITCHER	IP	WLS	BF	H	R	ER	SO	BB	IBB	HBP	BLK	WP	HR	S	P	ERA	WHIP

St. Louis Cardinals @ Atlanta Braves
Champion Stadium, Lake Buena Vista, FL
Wed Mar 09 2011, 1:07 PM - 3:52 PM EST
Att. 7,809 - Cloudy - 78 F

livebaseballscorecards.com

AB	35
R	1
H	8
RBI	1
BB	2
SO	5
LOB	20

WP: 0 PA: 37
PB: 0
SB: 0
CS: 0

Batter	1	2	3	4	5	6	7	8	9	AB	R	H	RBI	BB	SO	LOB
55 Skip Schumaker, L (1, 4) OBP: 0.348, SLG: 0.400	F8		K		L6		K		G1-3	4	0	0	0	0	2	2
27 Tyler Greene, R (7, 6) OBP: 0.269, SLG: 0.240					1-2					1	0	0	0	0	0	1
Ryan Theriot, R (1, 6) OBP: 0.333, SLG: 0.190	G6-3		G5-3		F7		92 FC6-4 1-2 BB			3	0	0	0	1	0	1
80 Tony Cruz, R (7, 2) OBP: 0.167, SLG: 0.333										0	0	0	0	0	0	0
92 Matt Carpenter, L (1, 5) OBP: 0.538, SLG: 0.727	7 E 2B		G4-3			64 FC4-6 7 1B 34 FC6-4 HBP	FC6-4 1-2f			3	1	1	0	0	0	2
7 Matt Holliday, R (1, 7) OBP: 0.368, SLG: 0.556	E5 2-3			19 FC4-6 64 E BB		64 FC4-6 1-2 1B		K		3	0	1	0	1	1	1
56 Brian Tallet, L (8, 1)										0	0	0	0	0	0	0
64 Mark Hamilton, L (1, 3) OBP: 0.313, SLG: 0.467	K			E3 19 FC4-6 1-2		FC4-6 34 FC6-4 1-2f 2-3		K		4	0	0	0	0	2	5
34 Nick Stavinoha, R (1, 9) OBP: 0.333, SLG: 0.333		19 G1-3 1B		B1		FC6-4 1-2f 3-H		P4		4	0	1	1	0	0	3
19 Jon Jay, L (1, 8) OBP: 0.294, SLG: 0.545		G1-3 1-2		FC4-6 13 2-4 1-2f 2-3		F7			F9	3	0	0	0	0	0	4
22 Bryan Augenstein, R (6, 1)										0	0	0	0	0	0	0
91 Amaury Cazana, R (8, 7) OBP: 0.364, SLG: 0.125										1	0	0	0	0	0	0
13 Gerald Laird, R (1, 2) OBP: 0.353, SLG: 0.500		K		2-4 1-2	F7		G3-1		1B	2	0	0	0	0	1	1
33 Daniel Descalso, L (7, PH) OBP: 0.348, SLG: 0.381										2	0	1	0	0	0	0
(7, 4)																
46 Kyle McClellan, R (1, 1)		K			55 S 1B		BB 1B		F8	1	0	0	0	0	1	1
87 Adron Chambers, L (5, PH) OBP: 0.333, SLG: 0.250										1	0	1	0	0	0	0
73 Francisco Samuel, R (5, 1)										0	0	0	0	0	0	0
43 Trever Miller, R (5, 1)										0	0	0	0	0	0	0
63 Shane Robinson, R (6, 8) OBP: 0.353, SLG: 0.412										2	0	1	0	0	0	1
Inning Stats	R: 0 E: 1 K: 1 S: 7 H: 1 LOB: 2 BB: 0 P: 7	R: 0 E: 0 K: 2 S: 8 H: 1 LOB: 1 BB: 0 P: 8	R: 0 E: 0 K: 1 S: 5 H: 0 LOB: 0 BB: 0 P: 5	R: 0 E: 1 K: 0 S: 3 H: 0 LOB: 2 BB: 1 P: 8	R: 0 E: 0 K: 0 S: 4 H: 1 LOB: 1 BB: 0 P: 5	R: 1 E: 0 K: 0 S: 4 H: 1 LOB: 1 BB: 0 P: 6	R: 0 E: 0 K: 1 S: 6 H: 1 LOB: 2 BB: 1 P: 10	R: 0 E: 0 K: 2 S: 7 H: 0 LOB: 0 BB: 0 P: 7	R: 0 E: 0 K: 0 S: 4 H: 1 LOB: 1 BB: 0 P: 4	1B: 5 2B: 1 3B: 0 HR: 0	SF: 0 SAC: 0 DP: 0 HBP: 1					

PITCHER		IP	WLS	BF	H	R	ER	SO	BB	IBB	HBP	BLK	WP	HR	S	P	ERA	WHIP
32 Derek Lowe, R ERA:	(1, 1)	4.0		17	2	0	0	4	1	0	0	0	0	0	23	28	0.00	0.750
19 Scott Linebrink, R ERA: 6.75	(5, 1)	1.0	H	4	1	0	0	0	0	0	0	0	0	0	4	5	0.00	1.000
50 Cristhian Martinez, R ERA: 1.35	(6, 1)	1.0	B	5	1	1	1	0	0	0	1	0	0	0	4	6	9.00	1.000
57 Stephen Marek, R ERA: 1.69	(7, 1)	1.0		5	1	0	0	1	1	0	0	0	0	0	6	10	0.00	2.000
61 Juan Abreu, R ERA: 1.5	(8, 1)	1.0	W	3	0	0	0	2	0	0	0	0	0	0	7	7	0.00	0.000
66 Julio Teheran, R ERA:	(9, 1)	1.0	S	4	1	0	0	0	0	0	0	0	0	0	4	4	0.00	1.000

St. Louis Cardinals @ Atlanta Braves

Champion Stadium, Lake Buena Vista, FL

Thu Mar 10 2011, 1:07 PM - 3:41 PM EST

Att. 7,198 - Overcast - 65 F

TOP

livebaseballscorecards.com

AB	34
R	1
H	6
RBI	1
BB	2
SO	7
LOB	22

1B: 5	SF: 0	WP: 0	PA: 37
2B: 1	SAC: 0	PB: 0	
3B: 0	DP: 0	SB: 1	
HR: 0	HBP: 1	CS: 0	

BOTTOM

St. Louis Cardinals @ Atlanta Braves

Champion Stadium, Lake Buena Vista, FL

Thu Mar 10 2011, 1:07 PM - 3:41 PM EST

Att. 7,198 - Overcast - 65 F

livebaseballscorecards.com

Batter	1	2	3	4	5	6	7	8	9	AB	R	H	RBI	BB	SO	LOB
14 Martín Prado, R (1, 7) OBP: 0.406, SLG: 0.448	22 F7 2 G5-3 26 1B 1B		22 BB 1B		BBB 4-0 2 S BB		CCC 0-3 ③ K			2	1	2	0	1	0	0
57 Stephen Marek, L (7, 1)										1	0	0	0	0	1	0
61 Juan Abreu, R (8, 1)										0	0	0	0	0	0	0
66 Julio Teheran, R (9, 1)										0	0	0	0	0	0	0
2 Alex Gonzalez, R (1, 6) OBP: 0.367, SLG: 0.464	0-0 ① G5-3 1-2		0-0 ② L4		BBBCSS 3-3 ② K 1-2 2-3			0-0 ① G6-3		4	0	0	0	0	1	4
23 Brandon Hicks, R (9, 6) OBP: 0.357, SLG: 0.385										0	0	0	0	0	0	0
22 Jason Heyward, L (1, 9) OBP: 0.500, SLG: 0.476	0-0 ② F7 2-3		BBB 4-0 1-2 BB		SSS 0-3 ③ K			0-0 27 1B 2B		3	0	1	0	1	1	3
78 Jose Constanza, L (8, PR) OBP: 0.286, SLG: 0.231 (9, 9)										0	1	0	0	0	0	0
26 Dan Uggla, R (1, 4) OBP: 0.355, SLG: 0.308	0-0 3-H 1B		SSS 0-3 ③ K			0-0 ① G1-3		0-0 ② F9		3	0	1	1	0	1	2
75 Ed Lucas, R (7, 5) OBP: 0.500, SLG: 0.556										1	0	0	0	0	0	1
5 Freddie Freeman, L (1, 3) OBP: 0.394, SLG: 0.452	0-0 ③ G4-3			0-0 ① G4-3		0-0 ② L6		0-0 2-H 1B		3	0	0	0	0	0	1
27 J.C. Boscan, R (7, 2) OBP: 0.286, SLG: 0.286										1	0	1	1	0	0	0
8 David Ross, R (1, 2) OBP: 0.333, SLG: 0.143		0-0 ① G5-3		0-0 ② G6-3		BBBB 4-0 BB		0-0 ③ G6-3		2	0	0	0	1	0	0
17 Matt Young, L (7, 7) OBP: 0.300, SLG: 0.235										1	0	0	0	0	0	1
4 Joe Mather, R (1, 5) OBP: 0.200, SLG: 0.174		0-0 ② L7		0-0 ③ G6-3		CCC 0-3 ③ K				3	0	0	0	0	1	1
(7, 3)																
30 Wilkin Ramirez, R (1, 8) OBP: 0.467, SLG: 0.571		0-0 ③ G1-3			BBBB 4-0 2 S 28 S BB		SSS 0-3 ① K			2	0	0	0	1	1	0
32 Derek Lowe, R (1, 1) OBP: 0.500, SLG: 1.000			0-0 ① G6-3		BSSS 1-3 ① K 1-2		CCC 0-3 ② K			1	0	0	0	0	0	0
19 Scott Linebrink, R (5, 1)										0	0	0	0	0	0	0
28 Brent Clevlen, R (5, PH) OBP: 0.500, SLG: 0.357										1	0	0	0	0	1	1
50 Cristhian Martinez, R (6, 1)										0	0	0	0	0	0	0
7 Brooks Conrad, S (7, 4) OBP: 0.158, SLG: 0.167										1	0	0	0	0	1	0
Inning Stats	R: 1 H: 2 E: 0 LOB: 1 K: 0 BB: 0 S: 5 P: 5	R: 0 H: 0 E: 0 LOB: 0 K: 0 BB: 0 S: 3 P: 3	R: 0 H: 1 E: 0 LOB: 2 K: 1 BB: 1 S: 6 P: 10	R: 0 H: 0 E: 0 LOB: 0 K: 0 BB: 0 S: 3 P: 3	R: 0 H: 0 E: 0 LOB: 2 K: 3 BB: 2 S: 9 P: 21	R: 0 H: 0 E: 0 LOB: 1 K: 1 BB: 1 S: 5 P: 9	R: 0 H: 0 E: 0 LOB: 0 K: 3 BB: 0 S: 9 P: 9	R: 1 H: 2 E: 0 LOB: 1 K: 0 BB: 0 S: 5 P: 5		1B: 4 SF: 0 2B: 1 SAC: 0 3B: 0 DP: 0 HR: 0 HBP: 0				WP: 0 PA: 33 PB: 0 SB: 3 CS: 0		

AB	29
R	2
H	5
RBI	2
BB	4
SO	8
LOB	14

PITCHER		IP	WLS	BF	H	R	ER	SO	BB	IBB	HBP	BLK	WP	HR	S	P	ERA	WHIP
46 Kyle McClellan, R ERA: 1.29	(1, 1)	4.0		16	3	1	1	1	1	0	0	0	0	0	17	21	2.25	1.000
73 Francisco Samuel, R ERA:	(5, 1)	0.1		3	0	0	0	1	2	0	0	0	0	0	3	12	0.00	6.000
43 Trever Miller, L ERA:	(5, 1)	0.2		2	0	0	0	2	0	0	0	0	0	0	6	9	0.00	0.000
22 Bryan Augenstein, R ERA: 1.5	(6, 1)	2.0		7	0	0	0	4	1	0	0	0	0	0	14	18	0.00	0.500
56 Brian Tallet, L ERA: 1.93	(8, 1)	1.0	L	5	2	1	1	0	0	0	0	0	0	0	5	5	9.00	2.000

PITCHER	IP	WLS	BF	H	R	ER	SO	BB	IBB	HBP	BLK	WP	HR	S	P	ERA	WHIP

Atlanta Braves @ New York Yankees

George M. Steinbrenner Field, Tampa, FL

Fri Mar 11 2011, 1:06 PM - 3:42 PM EST

Att. 10,957 - Sunny - 68 F

TOP

livebaseballscorecards.com

Batter	1	2	3	4	5	6	7	8	9	AB	R	H	RBI	BB	SO	LOB
14 Martín Prado, R (1, 7) OBP: 0.417, SLG: 0.485 78 Jose Constanza, L (7, 9) OBP: 0.267, SLG: 0.214	C X 0-1 7 1B 10 1B 2B	C F B X 1-2 ③ G4-3			B F B B F C 3-3 ① K		C B 1 SAFE B 1 SAFE X 2-1 7 FC6-4 1-2 1B	C B X 1-1 ③ G4-3		4 1 2 0 0 1 1 1 0 0 0 0 0 0						
7 Brooks Conrad, S (1, 4) OBP: 0.174, SLG: 0.182 23 Brandon Hicks, R (7, 6) OBP: 0.333, SLG: 0.357	X 0-0 16 G3-6-1 10 1B 2-3 1B		C C B F B S 2-3 ① K		C B F S 1-3 ② K		B C X 1-1 ① FC6-4 28 1B 17 1B 1-2f 2-3		F X 0-1 ① G6-3	4 1 1 0 0 2 2 1 0 0 0 0 0 0						
10 Chipper Jones, S (1, 10) OBP: 0.323, SLG: 0.448 28 Brent Clevlen, R (7, PH) OBP: 0.500, SLG: 0.375 (7, 10)	C F X 0-2 16 G3-6-1 1-2 3-H 1B	C X 0-1 ② F8			B F X 1-1 ③ G4-3		C S X 0-2 17 1B 53 G6-3 1-2 3-H 1B		C C B S 1-3 ② K	3 0 1 1 0 0 0 2 1 1 1 0 1 0						
16 Brian McCann, L (1, 2) OBP: 0.174, SLG: 0.182 17 Matt Young, L (6, 9) OBP: 0.318, SLG: 0.263 (7, 7)	C B X 1-1 ① ② G3-6-1 1-2f 2-3		S B X 1-1 ③ F7			B F C B F B F F X 3-2 ① P2	B C S B F B X 3-2 53 G6-3 75 1B 1-3 2-H 1B		X 0-0 ③ G4-3	3 0 0 0 0 0 2 2 1 1 1 0 0 0						
22 Jason Heyward, L (1, 9) OBP: 0.517, SLG: 0.500 53 Wilkin Castillo, S (6, 2) OBP: 0.333, SLG: 0.333	X 0-0 ③ G4-3			B C B B B X 3-1 75 G4-6-3 1B		F B C B B X 3-2 5 1B 1B	F X 0-1 ② G6-3 1-2 3-H			3 0 2 0 0 0 1 1 0 0 1 0 0 1						
75 Ed Lucas, R (1, 5) OBP: 0.458, SLG: 0.500 (6, 3)		C B C B B S 3-3 ① K		F 1 SAFE B B F X 2-2 ① ② G4-6-3 1-2f		B 1 SAFE C 1 SAFE 1 SAFE B F F 1 SAFE 2-2 ② X F8	C B S F F X 1-2 2-H 1B			4 0 1 1 0 1 2						
5 Freddie Freeman, L (1, 3) OBP: 0.417, SLG: 0.455 76 Shawn Bowman, R (6, PR) OBP: 0.167, SLG: 0.294 (6, 5)	B B X 2-0 ② L9			B B B F C B 4-2 1 E BB		1 SAFE X 0-0 1-2 1B	F F S 0-3 ③ K			2 0 1 0 1 0 0 1 0 0 0 0 1 1						
1 Jordan Schafer, L (1, 8) OBP: 0.237, SLG: 0.324	F B X 1-1 HR			X 0-0 E4 1-3 1B		S C B S 1-3 ③ K		X 0-0 ① F8		4 1 2 1 0 1 2						
24 Diory Hernandez, R (1, 6) OBP: 0.364, SLG: 0.571 (7, 4)	C X 0-1 1B			F B F F F X 1-2 ③ G4-3			B S B F B X 3-2 7 FC6-4 14 1B 28 1B 1B	F B B F B X 3-2 ② G6-3		4 1 2 0 0 0 2						
Inning Stats	R: 1 H: 3 E: 0 LOB: 1 K: 0 BB: 0 S: 9 P: 10	R: 1 H: 2 E: 0 LOB: 1 K: 1 BB: 0 S: 11 P: 18	R: 0 H: 0 E: 0 LOB: 0 K: 1 BB: 0 S: 8 P: 11	R: 0 H: 2 E: 1 LOB: 2 K: 0 BB: 1 S: 12 P: 22	R: 0 H: 0 E: 0 LOB: 0 K: 2 BB: 0 S: 8 P: 13	R: 0 H: 2 E: 0 LOB: 2 K: 1 BB: 0 S: 17 P: 26	R: 4 H: 5 E: 0 LOB: 1 K: 1 BB: 0 S: 24 P: 34	R: 0 H: 0 E: 0 LOB: 0 K: 0 BB: 0 S: 6 P: 10	R: 0 H: 0 E: 0 LOB: 0 K: 1 BB: 0 S: 6 P: 7	1B: 12 SF: 0 2B: 1 SAC: 0 3B: 0 DP: 2 HR: 1 HBP: 0						

AB	39
R	6
H	14
RBI	6
BB	1
SO	7
LOB	14

WP: 0 PB: 0 SB: 0 CS: 0 PA: 40

PITCHER		IP	WLS	BF	H	R	ER	SO	BB	IBB	HBP	BLK	WP	HR	S	P	ERA	WHIP
65 Phil Hughes, R ERA: 5.0	(1, 1)	4.0		18	7	2	2	2	1	0	0	0	0	1	40	61	4.50	2.000
29 Rafael Soriano, R ERA:	(5, 1)	1.0		3	0	0	0	2	0	0	0	0	0	0	8	13	0.00	0.000
62 Joba Chamberlain, R ERA: 3.6	(6, 1)	1.0		5	2	0	0	1	0	0	0	0	0	0	17	26	0.00	2.000
82 Steve Garrison, L ERA: 7.5	(7, 1)	1.0	L	8	5	4	4	1	0	0	0	0	0	0	24	34	36.00	5.000
89 Eric Wordekemper, R ERA: 4.5	(8, 1)	1.0		3	0	0	0	0	0	0	0	0	0	0	6	10	0.00	0.000

PITCHER		IP	WLS	BF	H	R	ER	SO	BB	IBB	HBP	BLK	WP	HR	S	P	ERA	WHIP
43 Luis Ayala, R ERA: 1.8	(9, 1)	1.0		3	0	0	0	1	0	0	0	0	0	0	6	7	0.00	0.000

Atlanta Braves @ New York Yankees

George M. Steinbrenner Field, Tampa, FL

Fri Mar 11 2011, 1:06 PM - 3:42 PM EST

Att. 10,957 - Sunny - 68 F

BOTTOM

Batter	1	2	3	4	5	6	7	8	9	AB	R	H	RBI	BB	SO	LOB
2 Derek Jeter, R (1, 6) OBP: 0.360, SLG: 0.417	F9		18 CS 1B		G6-3			K		3	0	1	0	0	0	0
Carmen Angelini, R (7, 6)										1	0	0	0	0	1	1
18 Andruw Jones, R (1, 7) OBP: 0.333, SLG: 0.476	2B		K			25 1B 13 FC5-4 BB		G3		2	1	1	0	1	1	1
91 Raymond Kruml, L (7, 7)										1	0	0	0	0	0	1
25 Mark Teixeira, S (1, 3) OBP: 0.440, SLG: 0.636	F7			G3		13 FC5-4 1B		G6-3		3	0	1	0	0	0	1
70 Addison Maruszak, R (7, 3)										1	0	0	0	0	0	1
13 Alex Rodriguez, R (1, 5) OBP: 0.435, SLG: 0.727	G1			26 2B 1B		FC5-4 20 G3-6			F7	3	0	1	1	0	0	2
93 Bradley Suttle, S (6, PR) OBP: 0.154, SLG: 0.154 (7, 5)										1	0	0	0	0	0	0
20 Jorge Posada, S (1, 10) OBP: 0.346, SLG: 0.478		HR		K		G3-6			G4-3	3	1	1	1	0	1	2
11 Brett Gardner, L (9, PH) OBP: 0.458, SLG: 0.500							K			1	0	0	0	0	0	0
26 Eduardo Núñez, R (1, 4) OBP: 0.407, SLG: 0.577		F8		2B					G3-1	2	0	1	0	0	0	0
76 Corban Joseph, L (7, 4)										2	0	0	0	0	1	0
84 Austin Romine, R (1, 2) OBP: 0.417, SLG: 0.400		F9		F8			G5-3			2	0	0	0	0	0	2
53 Gustavo Molina, R (7, 2) OBP: 0.250, SLG: 0.100										1	0	0	0	0	0	0
63 Justin Maxwell, R (1, 9) OBP: 0.333, SLG: 0.200		G5-3			96 CS BB		G3			2	0	0	0	1	0	0
96 Austin Krum, L (1, 8) OBP: 0.200, SLG: 0.154			G3		G3			91 G3 PB BB		2	0	0	0	1	0	1

	AB	R	H	RBI	BB	SO	LOB
	30	2	6	2	3	4	12

livebaseballscorecards.com

Inning Stats	1	2	3	4	5	6	7	8	9
	R: 0 E: 0 K: 0 S: 12 H: 1 LOB: 1 BB: 0 P: 17	R: 1 E: 0 K: 0 S: 9 H: 1 LOB: 0 BB: 0 P: 17	R: 0 E: 0 K: 1 S: 7 H: 1 LOB: 0 BB: 0 P: 10	R: 0 E: 0 K: 1 S: 8 H: 2 LOB: 2 BB: 0 P: 10	R: 0 E: 0 K: 0 S: 6 H: 0 LOB: 0 BB: 1 P: 12	R: 1 E: 0 K: 0 S: 10 H: 1 LOB: 1 BB: 1 P: 21	R: 0 E: 0 K: 1 S: 10 H: 0 LOB: 0 BB: 0 P: 16	R: 0 E: 0 K: 1 S: 10 H: 0 LOB: 1 BB: 1 P: 18	R: 0 E: 0 K: 0 S: 6 H: 0 LOB: 0 BB: 0 P: 11

	1B	SF	PA	WP	HR	S	P
	3	0	33	0	1		
	2B	SAC		PB			
	2	0		1			
	3B	DP		SB			
	0	1		0			
	HR	HBP		CS			
	1	0		2			

PITCHER	IP	WLS	BF	H	R	ER	SO	BB	IBB	HBP	BLK	WP	HR	S	P	ERA	WHIP
48 Tommy Hanson, R (1, 1) ERA: 1.0	4.0		16	5	1	1	2	0	0	0	0	0	1	36	54	2.25	1.250
11 Kenshin Kawakami, R (5, 1) ERA:	1.0	H	3	0	0	0	0	1	0	0	0	0	0	6	12	0.00	1.000
43 Scott Proctor, R (6, 1) ERA: 6.0	2.0	W	7	1	1	1	1	1	0	0	0	0	0	20	37	4.50	1.000
46 Craig Kimbrel, R (8, 1) ERA: 8.31	1.0		4	0	0	0	1	1	0	0	0	0	0	10	18	0.00	1.000
38 Anthony Varvaro, R (9, 1) ERA: 5.79	1.0		3	0	0	0	0	0	0	0	0	0	0	6	11	0.00	0.000

PITCHER	IP	WLS	BF	H	R	ER	SO	BB	IBB	HBP	BLK	WP	HR	S	P	ERA	WHIP

New York Mets @ Atlanta Braves

Champion Stadium, Lake Buena Vista, FL

Sat Mar 12 2011, 1:10 PM - 3:31 PM EST

Att. 9,391 - Sunny - 64 F

TOP

livebaseballscorecards.com

Batter	1	2	3	4	5	6	7	8	9	AB	R	H	RBI	BB	SO	LOB
7 José Reyes, S (1, 6) OBP: 0.182, SLG: 0.190	G4-3		G1-3		G4-6-3 1-2f			L4		3	0	0	0	0	0	1
25 Chin-Lung Hu, R (5, 6) OBP: 0.385, SLG: 0.364										1	0	0	0	0	0	0
22 Willie Harris, L (1, 7) OBP: 0.419, SLG: 0.593	5 G1-4-3 2B		5 WP 1B			G4-3		F9		3	0	2	0	0	0	0
4 Brad Emaus, R (8, PH) OBP: 0.304, SLG: 0.200										1	0	0	0	0	0	0
Sean Ratliff, L (8, 7) OBP: 0.667, SLG: 0.500										0	0	0	0	0	0	0
5 David Wright, R (1, 5) OBP: 0.143, SLG: 0.059	G1-4-3 2-3		K 1-2			K			K	2	0	0	0	0	1	2
4 Russ Adams, L (5, 5) OBP: 0.238, SLG: 0.400										2	0	0	0	0	2	0
21 Lucas Duda, L (1, 9) OBP: 0.333, SLG: 0.568	G3-1			28 G6-3 2B		K			G4-3	4	0	1	0	0	1	1
6 Nick Evans, R (1, 3) OBP: 0.293, SLG: 0.308		K		F8			K		1B	4	0	1	0	0	2	1
28 Daniel Murphy, L (1, 4) OBP: 0.324, SLG: 0.455		2B		G6-3 2-3			1B		K	4	0	2	0	0	1	2
13 Mike Nickeas, R (1, 2) OBP: 0.190, SLG: 0.158		K		P4			K			3	0	0	0	0	2	3
20 Jason Pridie, L (1, 8) OBP: 0.286, SLG: 0.091		G4-3			F7		L4			3	0	0	0	0	0	2
43 R.A. Dickey, R (1, 1) OBP: 0.500, SLG: 0.500			K		7 G4-6-3 1B			G6-3		2	0	1	0	0	1	0
77 D.J. Carrasco, R (6, 1)										0	0	0	0	0	0	0
2 Justin Turner, R (8, PH) OBP: 0.167, SLG: 0.174										1	0	0	0	0	0	0
27 Pedro Beato, R (8, 1)										0	0	0	0	0	0	0
Inning Stats	R: 0 E: 0 K: 0 S: 4 H: 1 LOB: 1 BB: 0 P: 4	R: 0 E: 0 K: 2 S: 8 H: 1 LOB: 1 BB: 0 P: 8	R: 0 E: 0 K: 2 S: 8 H: 1 LOB: 1 BB: 0 P: 9	R: 0 E: 0 K: 0 S: 4 H: 1 LOB: 1 BB: 0 P: 4	R: 0 E: 0 K: 0 S: 3 H: 1 LOB: 0 BB: 0 P: 3	R: 0 E: 0 K: 2 S: 7 H: 0 LOB: 0 BB: 0 P: 7	R: 0 E: 0 K: 2 S: 9 H: 1 LOB: 1 BB: 0 P: 9	R: 0 E: 0 K: 0 S: 3 H: 0 LOB: 0 BB: 0 P: 3	R: 0 E: 0 K: 2 S: 8 H: 1 LOB: 1 BB: 0 P: 8	1B: 4 2B: 3 3B: 0 HR: 0 SF: 0 SAC: 0 DP: 1 HBP: 0						

	AB	33
	R	0
	H	7
	RBI	0
	BB	0
	SO	10
	LOB	12

PITCHER		IP	WLS	BF	H	R	ER	SO	BB	IBB	HBP	BLK	WP	HR	S	P	ERA	WHIP
15 Tim Hudson, R ERA: 2.0	(1, 1)	4.0	W	16	4	0	0	4	0	0	0	0	1	0	24	25	0.00	1.000
19 Scott Linebrink, R ERA: 5.4	(5, 1)	1.0		3	1	0	0	0	0	0	0	0	0	0	3	3	0.00	1.000
52 George Sherrill, L ERA: 4.5	(6, 1)	1.0		3	0	0	0	2	0	0	0	0	0	0	7	7	0.00	0.000
58 Peter Moylan, R ERA: 4.5	(7, 1)	1.0		4	1	0	0	2	0	0	0	0	0	0	9	9	0.00	1.000
39 Jonny Venters, L ERA:	(8, 1)	1.0		3	0	0	0	0	0	0	0	0	0	0	3	3	0.00	0.000

PITCHER		IP	WLS	BF	H	R	ER	SO	BB	IBB	HBP	BLK	WP	HR	S	P	ERA	WHIP
64 Jairo Asencio, R ERA: 1.29	(9, 1)	1.0		4	1	0	0	2	0	0	0	0	0	0	8	8	0.00	1.000

WP: 1 PB: 0 SB: 0 CS: 0 PA: 33

BOTTOM

New York Mets @ Atlanta Braves

Champion Stadium, Lake Buena Vista, FL

Sat Mar 12 2011, 1:10 PM - 3:31 PM EST

Att. 9,391 - Sunny - 64 F

Batter	1	2	3	4	5	6	7	8	9	AB	R	H	RBI	BB	SO	LOB
13 Nate McLouth, L (1, 8) OBP: 0.615, SLG: 0.737 4 Joe Mather, R (7, 3) OBP: 0.192, SLG: 0.167	G4-3	26 1B, 10 BB, 8 2B, 1B	F9			10 2B, 2 1B, 1-3, 1B	K			4 1	2 0	2 0	0 0	0 0	0 1	0 0
2 Alex Gonzalez, R (1, 6) OBP: 0.382, SLG: 0.500 7 Brooks Conrad, S (7, 4) OBP: 0.167, SLG: 0.174	20 BB, 8 1B, 2B	F8		P4		10 2B, 1-2, 3-H, 1B		K, 76 G4-6-3		4 1	2 0	2 0	1 0	0 0	0 1	1 0
10 Chipper Jones, S (1, 5) OBP: 0.400, SLG: 0.548 76 Shawn Bowman, R (6, PR) OBP: 0.158, SLG: 0.278 (7, 5)	BB, 20 BB, 8 1B	BB, 26 1B, 8 2B, 1-2		2B		8 1B, 1-H, 2-H, 2B		G4-6-3, 1-2f		2 1	2 1	2 1	2 0	2 0	0 0	0 1
26 Dan Uggla, R (1, 4) OBP: 0.343, SLG: 0.300 23 Brandon Hicks, R (7, 6) OBP: 0.375, SLG: 0.467	K	8 2B, 1-2, 2-3, 1B		F7		G6-3		27 1B, 2B		4 1	0 1	1 1	0 0	0 0	1 0	4 0
20 Eric Hinske, L (1, 3) OBP: 0.231, SLG: 0.400 27 J.C. Boscan, R (7, 2) OBP: 0.375, SLG: 0.375	17 BB, 8 1B, 1 E, 1-2, 2-3, BB	F8		G6-3		G6-3		30 E, 17 1B, 2-H, 1B		3 1	1 1	0 1	0 1	1 0	0 0	5 0
8 David Ross, R (1, 2) OBP: 0.409, SLG: 0.333 58 Peter Moylan, R (7, 1) 39 Jonny Venters, L (8, 1) 30 Wilkin Ramirez, R (8, PH) OBP: 0.438, SLG: 0.533 64 Jairo Asencio, R (9, 1)	1 E, 17 BB, 1-2, 2-H, 3-H, 1B	1-3, 2-H, 3-H, 2B			L5	2-H, 1B		E6, 17 E, 1-3		4 0 0 0 1 0	0 0 0 0 1 0	3 0 0 0 0 0	5 0 0 0 0 0	0 0 0 0 0 0	0 0 0 0 0 0	0 0 0 1 0 0
17 Matt Young, L (1, 7) OBP: 0.333, SLG: 0.261	1 E, BB, 1-2, 2-3	K			G1-3	G4-3		E4, 2-H, 3-H, 1B		4	0	1	1	1	1	4
1 Jordan Schafer, L (1, 9) OBP: 0.209, SLG: 0.286 (7, 8)	E4, 1-2, 2-3, 3-H	K			F8		G4-3	G4-3		5	0	0	0	0	1	3
15 Tim Hudson, R (1, 1) 19 Scott Linebrink, R (5, 1) 52 George Sherrill, L (6, 1) 78 Jose Constanza, L (6, PH) OBP: 0.294, SLG: 0.250 (7, 9)	G5-3	G4-3				13 1B, 2, 1B, 1B	G6-3			2 0 0 2	0 0 0 1	0 0 0 1	0 0 0 0	0 0 0 0	0 0 0 0	3 0 0 0
Inning Stats	R: 3 E: 1 K: 1 S: 8 H: 2 LOB: 3 BB: 3 P: 20	R: 2 E: 0 K: 1 S: 8 H: 3 LOB: 2 BB: 1 P: 12	R: 0 E: 0 K: 1 S: 5 H: 0 LOB: 0 BB: 0 P: 5	R: 0 E: 0 K: 0 S: 4 H: 1 LOB: 1 BB: 0 P: 4	R: 0 E: 0 K: 0 S: 3 H: 0 LOB: 0 BB: 0 P: 3	R: 4 E: 0 K: 0 S: 8 H: 5 LOB: 2 BB: 0 P: 8	R: 0 E: 0 K: 1 S: 5 H: 0 LOB: 0 BB: 0 P: 5	R: 3 E: 2 K: 1 S: 9 H: 3 LOB: 1 BB: 0 P: 9		1B: 9 2B: 5 3B: 0 HR: 0 SF: 0 SAC: 0 DP: 1 HBP: 0						

livebaseballscorecards.com

AB	40
R	12
H	14
RBI	10
BB	4
SO	5
LOB	22

PITCHER		IP	WLS	BF	H	R	ER	SO	BB	IBB	HBP	BLK	WP	HR	S	P	ERA	WHIP
43 R.A. Dickey, R ERA: 5.25	(1, 1)	5.0	L	26	6	5	4	3	4	0	0	0	0	0	28	44	7.20	2.000
77 D.J. Carrasco, R ERA: 9.0	(6, 1)	2.0		11	5	4	4	1	0	0	0	0	0	0	13	13	18.00	2.500
27 Pedro Beato, R ERA: 3.0	(8, 1)	1.0		7	3	3	1	1	0	0	0	0	1	0	9	9	9.00	3.000

PITCHER	IP	WLS	BF	H	R	ER	SO	BB	IBB	HBP	BLK	WP	HR	S	P	ERA	WHIP

Batter	1	2	3	4	5	6	7	8	9	AB	R	H	RBI	BB	SO	LOB
21 Michael Bourn, L (1, 8) OBP: 0.250, SLG: 0.343	B X 1-0 ① G4-3		X 0-0 ③ L5			S F S 0-3 ① K		B C S S 1-3 ③ K 1-2		3	0	0	0	0	1	0
92 T.J. Steele, R (7, 8) OBP: 0.292, SLG: 0.348										1	0	0	0	0	1	1
1 Anderson Hernandez, S (1, 4) OBP: 0.368, SLG: 0.389	X 0-0 ② F7			X 0-0 9 1B 1B		X 0-0 ② G1-3			X 0-0 ① F8	4	0	1	0	0	0	0
9 Hunter Pence, R (1, 9) OBP: 0.471, SLG: 0.625	X 0-0 ③ G5-3			X 0-0 1-2 1B		X 0-0 ③ G4-3			C S S 0-3 ② K	3	0	1	0	0	0	0
96 Jon Gaston, L (7, 9) OBP: 0.250, SLG: 0.200										1	0	0	0	0	1	0
45 Carlos Lee, R (1, 7) OBP: 0.355, SLG: 0.444		X 0-0 ① G6-3		C S S 0-3 ① K			X 0-0 ① P3		C S X 0-2 HR	3	0	0	0	0	1	2
Telvin Nash, R (7, 7) OBP: 0.200, SLG: 0.800										1	1	1	1	0	0	0
16 Matt Downs, R (1, 3) OBP: 0.333, SLG: 0.640		X 0-0 ② G6-3		C S C 0-3 ② K			X 0-0 ② P4		S F C 0-3 ③ K	3	0	0	0	0	1	2
91 Koby Clemens, R (7, 3) OBP: 0.160, SLG: 0.087										1	0	0	0	0	1	0
26 Oswaldo Navarro, R (1, 5) OBP: 0.333, SLG: 0.412		B B B B 4-0 BB		X 0-0 ③ P3			X 0-0 ③ F7			2	0	0	0	1	0	2
54 Mark Melancon, R (7, 1)										0	0	0	0	0	0	0
65 Arcenio Leon, R (8, 1)										0	0	0	0	0	0	0
12 Tommy Manzella, R (1, 6) OBP: 0.385, SLG: 0.417		C F C 0-3 ③ K			X 0-0 ① G5-3			X 0-0 92 S 1B		3	0	1	0	0	1	1
(7, 5)																
55 Humberto Quintero, R (1, 2) OBP: 0.353, SLG: 0.563			X 0-0 ① P4		X 0-0 97 E2 G6-4-3			C S S 0-3 ① K		3	0	0	0	0	1	1
41 Brian Esposito, R (8, 2) OBP: 0.167, SLG: 0.091										0	0	0	0	0	0	0
20 Bud Norris, R (1, 1)			S C C 0-3 ② K		X 0-0 ② ③ G6-4-3 1-2f			C S S 0-3 ② K		1	0	0	0	0	1	0
62 Aneury Rodriguez, R (4, 1)										0	0	0	0	0	0	0
97 J.C. Thompson, R (5, PH)										1	0	0	0	0	0	1
37 Brandon Lyon, R (5, 1)										0	0	0	0	0	0	0
47 Jeff Fulchino, R (6, 1)										0	0	0	0	0	0	0
36 Angel Sanchez, R (7, 6) OBP: 0.259, SLG: 0.269										1	0	0	0	0	1	1
Inning Stats	R: 0 E: 0 K: 0 S: 3 H: 0 LOB: 0 BB: 0 P: 4	R: 0 E: 0 K: 1 S: 5 H: 0 LOB: 1 BB: 1 P: 9	R: 0 E: 0 K: 1 S: 5 H: 0 LOB: 0 BB: 0 P: 5	R: 0 E: 0 K: 2 S: 9 H: 2 LOB: 2 BB: 0 P: 9	R: 0 E: 1 K: 0 S: 3 H: 0 LOB: 0 BB: 0 P: 3	R: 0 E: 0 K: 1 S: 5 H: 0 LOB: 0 BB: 0 P: 5	R: 0 E: 0 K: 0 S: 3 H: 0 LOB: 0 BB: 0 P: 3	R: 0 E: 0 K: 3 S: 10 H: 1 LOB: 1 BB: 0 P: 11	R: 1 E: 0 K: 2 S: 10 H: 1 LOB: 0 BB: 0 P: 10	1B: 3 2B: 0 3B: 0 HR: 1 SF: 0 SAC: 0 DP: 1 HBP: 0						

PITCHER		IP	WLS	BF	H	R	ER	SO	BB	IBB	HBP	BLK	WP	HR	S	P	ERA	WHIP
49 Jair Jurrjens, R ERA: 3.66	(1, 1)	5.0	W	18	2	0	0	4	1	0	0	0	0	0	25	30	0.00	0.600
34 Eric O'Flaherty, L ERA:	(6, 1)	1.0		3	0	0	0	1	0	0	0	0	0	0	5	5	0.00	0.000
46 Craig Kimbrel, R ERA: 6.75	(7, 1)	1.0		3	0	0	0	0	0	0	0	0	0	0	3	3	0.00	0.000
43 Scott Proctor, R ERA: 5.14	(8, 1)	1.0		4	1	0	0	3	0	0	0	0	0	0	10	11	0.00	1.000
50 Cristhian Martinez, R ERA: 2.35	(9, 1)	1.0		4	1	1	1	2	0	0	0	0	0	1	10	10	9.00	1.000

PITCHER	IP	WLS	BF	H	R	ER	SO	BB	IBB	HBP	BLK	WP	HR	S	P	ERA	WHIP

TOP

Houston Astros @ Atlanta Braves

Champion Stadium, Lake Buena Vista, FL

Sun Mar 13 2011, 1:10 PM - 3:34 PM EDT
Att. 7,010 - Sunny - 70 F

livebaseballscorecards.com

AB	31
R	1
H	4
RBI	1
BB	1
SO	10
LOB	11

PA: 32
WP: 0
PB: 0
SB: 1
CS: 0

BOTTOM

Houston Astros @ Atlanta Braves

Champion Stadium, Lake Buena Vista, FL

Sun Mar 13 2011, 1:10 PM - 3:34 PM EDT

Att. 7,010 - Sunny - 70 F

Batter	1	2	3	4	5	6	7	8	9	AB	R	H	RBI	BB	SO	LOB
14 Martín Prado, R (1, 7) OBP: 0.375, SLG: 0.432 28 Brent Clevlen, R (8, 9) OBP: 0.476, SLG: 0.353	F7	F9		F9			G6-4-3 1-2f 2-3	FC6-4 1-2f		4 1	0 0	0 0	0 0	0 0	0 0	3 2
13 Nate McLouth, L (1, 8) OBP: 0.600, SLG: 0.667 43 Scott Proctor, R (8, 1) 53 Wilkin Castillo, S (9, 2) OBP: 0.333, SLG: 0.333	K		10 HR BB		G4-3		BB			2 0 0	1 0 0	0 0 0	0 0 0	2 0 0	1 0 0	0 0 0
10 Chipper Jones, S (1, 5) OBP: 0.421, SLG: 0.647 75 Ed Lucas, R (6, 5) OBP: 0.440, SLG: 0.478 (8, 7)	1B		1-H HR		F8		F7			3 1	1 0	2 0	2 0	0 0	0 0	0 2
16 Brian McCann, L (1, 2) OBP: 0.222, SLG: 0.346 50 Cristhian Martinez, R (9, 1)	F7		26 G5-4-3 1B		G3-1			HR		4 0	1 0	2 0	1 0	0 0	0 0	1 0
26 Dan Uggla, R (1, 4) OBP: 0.316, SLG: 0.273 7 Brooks Conrad, S (7, 4) OBP: 0.200, SLG: 0.208		G5-3	G5-4-3 1-2f			K		24 BB 30 FC4-6 4 BB 1B		3 1	0 1	0 1	0 0	0 0	1 0	1 0
5 Freddie Freeman, L (1, 3) OBP: 0.410, SLG: 0.429 4 Joe Mather, R (7, 3) OBP: 0.222, SLG: 0.167		2 WP 2 E BB	F8			L5		30 FC4-6 24 BB 1-2 BB		2 0	1 0	0 0	0 0	1 1	0 0	0 0
2 Alex Gonzalez, R (1, 6) OBP: 0.378, SLG: 0.486 24 Diory Hernandez, R (7, 6) OBP: 0.391, SLG: 0.571	E7 30 HR 1-H 1B			F7		K		30 FC4-6 1-2 2-3 BB		3 0	1 0	1 0	0 0	0 1	1 0	0 0
30 Wilkin Ramirez, R (1, 9) OBP: 0.450, SLG: 0.684 (8, 8)	1-H HR			F8			14 G6-4-3 20 1B 1B	FC4-6 28 FC6-4 1-2f 2-3 3-H		4	1	2	3	0	0	2
49 Jair Jurrjens, R (1, 1) OBP: 0.500, SLG: 1.500 34 Eric O'Flaherty, L (6, 1) 46 Craig Kimbrel, R (7, 1) 20 Eric Hinske, L (7, PH) OBP: 0.259, SLG: 0.423 23 Brandon Hicks, R (8, 5) OBP: 0.353, SLG: 0.438		K		3B			14 G6-4-3 1-2 1B	K		2 0 0 1 1	0 0 0 0 0	1 0 0 1 0	0 0 0 0 0	0 0 0 0 0	1 0 0 0 1	0 0 0 0 2
Inning Stats	R: 0 E: 0 K: 1 S: 6 H: 1 LOB: 1 BB: 0 P: 6	R: 3 E: 1 K: 1 S: 8 H: 2 LOB: 0 BB: 1 P: 13	R: 2 E: 0 K: 0 S: 6 H: 2 LOB: 0 BB: 1 P: 10	R: 0 E: 0 K: 0 S: 4 H: 1 LOB: 1 BB: 0 P: 4	R: 0 E: 0 K: 0 S: 3 H: 0 LOB: 0 BB: 0 P: 3	R: 0 E: 0 K: 2 S: 7 H: 0 LOB: 0 BB: 0 P: 7	R: 0 E: 0 K: 0 S: 4 H: 2 LOB: 2 BB: 1 P: 8	R: 2 E: 0 K: 1 S: 8 H: 2 LOB: 2 BB: 2 P: 17		1B: 6 2B: 0 3B: 1 HR: 3 SF: 0 SAC: 0 DP: 2 HBP: 0						

livebaseballscorecards.com

AB	32
R	7
H	10
RBI	6
BB	5
SO	5
LOB	13

WP: 1 PA: 37
PB: 0
SB: 0
CS: 0

PITCHER		IP	WLS	BF	H	R	ER	SO	BB	IBB	HBP	BLK	WP	HR	S	P	ERA	WHIP
20 Bud Norris, R ERA: 10.29	(1, 1)	3.0	L	15	5	5	5	2	2	0	0	0	1	2	20	29	15.00	2.333
62 Aneury Rodriguez, R ERA: 3.86	(4, 1)	1.0		4	1	0	0	0	0	0	0	0	0	0	4	4	0.00	1.000
37 Brandon Lyon, R ERA: 5.4	(5, 1)	1.0		3	0	0	0	0	0	0	0	0	0	0	3	3	0.00	0.000
47 Jeff Fulchino, R ERA: 3.6	(6, 1)	1.0		3	0	0	0	2	0	0	0	0	0	0	7	7	0.00	0.000
54 Mark Melancon, R ERA: 1.8	(7, 1)	1.0		5	2	0	0	0	1	0	0	0	0	0	4	8	0.00	3.000
65 Arcenio Leon, R ERA: 9.0	(8, 1)	1.0		7	2	2	2	1	2	0	0	0	0	1	8	17	18.00	4.000

Batter	1	2	3	4	5	6	7	8	9	10	AB	R	H	RBI	BB	SO	LOB
14 Martin Prado, R (1, 7) OBP: 0.341, SLG: 0.390 75 Ed Lucas, R (9, 7) OBP: 0.440, SLG: 0.478 (10, 3)	F9			K		F8			K		4 0	0 0	0 0	0 0	0 0	2 0	0 0
13 Nate McLouth, L (1, 8) OBP: 0.576, SLG: 0.609 17 Matt Young, L (7, PR) OBP: 0.357, SLG: 0.261 (7, 9) (10, 7)	F7			L7			10 2B 10 E BB		23 G5-3 BB		2 0	0 1	0 0	0 0	1 1	0 0	0 0
10 Chipper Jones, S (1, 5) OBP: 0.415, SLG: 0.649 23 Brandon Hicks, R (7, PR) OBP: 0.333, SLG: 0.412 (7, 5)	F7			L5			E6 1-H 2B		G5-3 1-2		3 1	0 0	1 0	0 0	0 0	0 0	0 1
26 Dan Uggla, R (1, 4) OBP: 0.317, SLG: 0.278 7 Brooks Conrad, S (7, 4) OBP: 0.192, SLG: 0.200		K			2 G5-3 1B		K		K		3 1	0 0	1 0	0 0	0 0	2 1	2 1
5 Freddie Freeman, L (1, 3) OBP: 0.372, SLG: 0.385 1 Jordan Schafer, L (10, 8) OBP: 0.209, SLG: 0.286		K			K		K2-3			G3-1	4 0	0 0	0 0	0 0	0 0	3 0	3 0
2 Alex Gonzalez, R (1, 6) OBP: 0.350, SLG: 0.447 24 Diory Hernandez, R (7, 6) OBP: 0.375, SLG: 0.545		F8			G5-3 1-2		K			G5-3	3 1	0 0	0 0	0 0	0 0	1 0	3 0
8 David Ross, R (1, 2) OBP: 0.360, SLG: 0.286 78 Jose Constanza, L (8, 8) OBP: 0.278, SLG: 0.235 (10, 9)			F8		L5			K		G4-3	3 1	0 0	0 0	0 0	0 0	1 0	1 0
28 Brent Clevlen, R (1, 9) OBP: 0.417, SLG: 0.300 (7, 8) 53 Wilkin Castillo, S (8, 2) OBP: 0.333, SLG: 0.333			G4-3			F9		F9			3 0	0 0	0 0	0 0	0 0	0 0	0 0
36 Mike Minor, R (1, 1) 20 Eric Hinske, L (6, PH) OBP: 0.250, SLG: 0.407 11 Kenshin Kawakami, R (6, 1) 4 Joe Mather, R (8, PH) OBP: 0.214, SLG: 0.160 61 Juan Abreu, R (8, 1) 64 Jairo Asencio, R (9, 1) 57 Stephen Marek, L (10, 1)			F9			F8		F7			1 1 0 1 0 0 0	0 0 0 0 0 0 0	0 0 0 0 0 0 0	0 0 0 0 0 0 0	0 0 0 0 0 0 0	0 0 0 0 0 0 0	0 0 0 0 0 0 0

| Inning Stats | | |

Batter	1	2	3	4	5	6	7	8	9	10	AB	R	H	RBI	BB	SO	LOB
Ryan Theriot, R (1, 6) OBP: 0.306, SLG: 0.233	x 0-0 ① L8		x 0-0 ① F8		x 0-0 E6		x 0-0 ② L1			x 0-0 64 G1-3 21 BB 1B	3	0	0	0	0	0	0
92 Matt Carpenter, L (7, PH) OBP: 0.514, SLG: 0.633 (8, 5)											2	0	1	0	0	0	2
21 Allen Craig, R (1, 9) (7, 3) (9, 9) OBP: 0.429, SLG: 0.457	S S S 0-3 ② K		x 0-0 ② P3		C C C 0-3 ③ K		x 0-0 ③ G6-3			B B B B 4-0 1-2 64 G1-3 BB	4	0	0	0	1	2	3
5 Albert Pujols, R (1, 3) OBP: 0.276, SLG: 0.321	x 0-0 ③ G5-3		x 0-0 ③ F7			x 0-0 ① G5-3		S S S 0-3 ① K		x 0-0 ② G1-3 1-2 2-3	3	0	0	0	0	0	0
56 Brian Tallet, L (7, 1)											0	0	0	0	0	0	0
30 Jason Motte, R (8, 1)											0	0	0	0	0	0	0
64 Mark Hamilton, L (8, PH) OBP: 0.270, SLG: 0.412 (9, 3)											2	0	0	0	0	1	2
7 Matt Holliday, R (1, 7) OBP: 0.433, SLG: 0.714		x 0-0 55 BB 2B		x 0-0 ① F9		S S X 0-2 HR		x 0-0 ② F9		S S S 0-3 ③ K	3	1	2	1	0	0	0
91 Amaury Cazana, R (7, 9) OBP: 0.357, SLG: 0.100											1	0	0	0	0	0	0
31 Ryan Franklin, R (9, 1)											0	0	0	0	0	0	0
59 Fernando Salas, R (10, 1)											0	0	0	0	0	0	0
34 Nick Stavinoha, R (10, PH) OBP: 0.250, SLG: 0.250											1	0	0	0	0	1	2
23 David Freese, R (1, 5) OBP: 0.412, SLG: 0.765		x 0-0 ① G1-3		x 0-0 1B		x 0-0 ② G4-3		x 0-0 ③ G3-1			3	0	1	0	0	0	1
33 Daniel Descalso, L (7, 5) OBP: 0.345, SLG: 0.346 (8, 4)											1	0	0	0	0	0	0
28 Colby Rasmus, L (1, 8) OBP: 0.306, SLG: 0.324		B B B B 4-0 55 BB BB		C C C 0-3 ② K		x 0-0 ③ F7			x 0-0 ① F7		2	0	0	0	1	1	1
63 Shane Robinson, R (7, 8) OBP: 0.368, SLG: 0.421											1	0	0	0	0	0	0
13 Gerald Laird, R (1, 2) OBP: 0.364, SLG: 0.476		x 0-0 ② F9		x 0-0 ③ F8			x 0-0 19 SH1-3 55 1B 1B		x 0-0 ② F7		3	0	1	0	0	0	3
87 Adron Chambers, L (9, PH) OBP: 0.400, SLG: 0.286											1	0	0	0	0	0	0
80 Tony Cruz, R (10, 2) OBP: 0.111, SLG: 0.222											0	0	0	0	0	0	0
55 Skip Schumaker, L (1, 4) OBP: 0.467, SLG: 0.538		B B B B 4-0 1-2 2-3 BB			x 0-0 ① F8		x 0-0 1-2 19 SH1-3 1B		x 0-0 ③ L9		2	0	1	0	1	0	0
19 Ramón Vázquez, L (8, 6) OBP: 0.273, SLG: 0.167											1	0	0	0	0	0	0
26 Kyle Lohse, R (1, 1) OBP: 0.333, SLG: 0.333		x 0-0 ③ F8			S S S 0-3 ② K		x 0-0 ① SH1-3 1-2 2-3			S S S 0-3 ① K	2	0	0	0	0	1	3
19 Jon Jay, L (7, 7) OBP: 0.244, SLG: 0.462											1	0	0	0	0	1	0
Inning Stats	R: 0 E: 0 K: 1 S: 5 H: 0 LOB: 0 BB: 0 P: 5	R: 0 E: 0 K: 0 S: 4 H: 1 LOB: 3 BB: 2 P: 12	R: 0 E: 0 K: 0 S: 3 H: 0 LOB: 0 BB: 0 P: 3	R: 0 E: 0 K: 1 S: 6 H: 1 LOB: 1 BB: 0 P: 6	R: 0 E: 1 K: 2 S: 8 H: 0 LOB: 1 BB: 0 P: 8	R: 1 E: 0 K: 0 S: 6 H: 1 LOB: 0 BB: 0 P: 6	R: 0 E: 0 K: 0 S: 5 H: 2 LOB: 2 BB: 0 P: 5	R: 0 E: 0 K: 1 S: 5 H: 0 LOB: 0 BB: 0 P: 5	R: 0 E: 0 K: 0 S: 3 H: 0 LOB: 0 BB: 0 P: 3	R: 0 E: 0 K: 2 S: 8 H: 1 LOB: 2 BB: 1 P: 12	1B: 4 2B: 1 3B: 0 HR: 1	SF: 0 SAC: 1 DP: 0 HBP: 0						

PITCHER	IP	WLS	BF	H	R	ER	SO	BB	IBB	HBP	BLK	WP	HR	S	P	ERA	WHIP
36 Mike Minor, L (1, 1) ERA: 0.9	5.0		20	2	0	0	4	2	0	0	0	0	0	26	34	0.00	0.800
11 Kenshin Kawakami, R (6, 1) ERA: 3.0	2.0		9	3	1	1	0	0	0	0	0	0	1	11	11	4.50	1.500
61 Juan Abreu, R (8, 1) ERA: 1.29	1.0		3	0	0	0	1	0	0	0	0	0	0	5	5	0.00	0.000
64 Jairo Asencio, R (9, 1) ERA: 1.13	1.0		3	0	0	0	0	0	0	0	0	0	0	3	3	0.00	0.000
57 Stephen Marek, R (10, 1) ERA: 1.42	1.0		5	1	0	0	2	1	0	0	0	0	0	8	12	0.00	2.000

PITCHER	IP	WLS	BF	H	R	ER	SO	BB	IBB	HBP	BLK	WP	HR	S	P	ERA	WHIP

BOTTOM

Atlanta Braves @ St. Louis Cardinals

Roger Dean Stadium, Jupiter, FL

Mon Mar 14 2011, 1:08 PM - 3:45 PM EDT

Att. 6,885 - Partly Cloudy - 75 F

livebaseballscorecards.com

AB	36
R	1
H	6
RBI	1
BB	3
SO	7
LOB	17

WP: 0 PB: 0 SB: 0 CS: 0 PA: 40

Batter	1	2	3	4	5	6	7	8	9	AB	R	H	RBI	BB	SO	LOB
14 Martín Prado, R (1, 5) OBP: 0.333, SLG: 0.364	x 0-0 ① L7		x 0-0 ① G3-1			x 0-0 ① L6		B B B 4-0 BB		3	0	0	0	1	0	0
23 Brandon Hicks, R (8, PR) (8, 5) OBP: 0.333, SLG: 0.412	C C C 0-3 ② K		x 0-0 ② F7			x 0-0 ② G3-1		x 0-0 ③ P6		0	0	0	0	0	0	0
13 Nate McLouth, L (1, 8) OBP: 0.528, SLG: 0.538										3	0	0	0	0	1	0
30 Wilkin Ramirez, R (6, 8) OBP: 0.429, SLG: 0.650										1	0	0	0	0	0	2
16 Brian McCann, L (1, 2) OBP: 0.200, SLG: 0.310	C C C 0-3 ③ K		C C C 0-3 ③ K			x 0-0 ③ G6-3			x 0-0 ① G6-3	3	0	0	0	0	2	0
27 J.C. Boscan, R (6, 2) OBP: 0.333, SLG: 0.333										1	0	0	0	0	0	0
26 Dan Uggla, R (1, 4) OBP: 0.295, SLG: 0.256		S S S 0-3 ① K		x 0-0 ① G5-3			x 0-0 ① F9		S S S 0-3 ② K	3	0	0	0	0	1	0
7 Brooks Conrad, S (7, 4) OBP: 0.185, SLG: 0.192										1	0	0	0	0	1	0
20 Eric Hinske, L (1, 10) OBP: 0.281, SLG: 0.400		B B B 4-0 1 BB 5 1B BB		x 0-0 ② G4-3			x 0-0 ② F8		x 0-0 76 1B 1B	3	0	1	0	1	0	0
5 Freddie Freeman, L (1, 3) OBP: 0.370, SLG: 0.381		x 0-0 1 BB 1-2 1B		x 0-0 ③ F7			S S S 0-3 ③ K		x 0-0 75 FC6-4 1-3 1B	3	0	1	0	0	1	0
76 Shawn Bowman, R (7, 3) OBP: 0.200, SLG: 0.316										1	0	1	0	0	0	0
2 Alex Gonzalez, R (1, 6) OBP: 0.326, SLG: 0.415		x 0-0 ② P2			S S S 0-3 ① K			x 0-0 E5 17 G4-3 17 WP	x 0-0 ③ FC6-4 1-2f	3	0	0	0	0	1	2
75 Ed Lucas, R (8, PR) (8, 6) OBP: 0.423, SLG: 0.458										1	0	0	0	0	0	2
1 Jordan Schafer, L (1, 9) OBP: 0.217, SLG: 0.273		B B B 4-0 1-2 2-3 BB			x 0-0 ② G4-3			x 0-0 ① F7		2	0	0	0	1	0	1
17 Matt Young, L (1, 7) OBP: 0.323, SLG: 0.231		x 0-0 ③ G6-3			x 0-0 ③ G4-3			B x 1-0 ② G4-3 1-3		3	0	0	0	0	0	4
Inning Stats	R: 0 E: 0 K: 2 S: 7 H: 0 LOB: 0 BB: 0 P: 7	R: 0 E: 0 K: 1 S: 6 H: 1 LOB: 3 BB: 2 P: 14	R: 0 E: 0 K: 1 S: 5 H: 0 LOB: 0 BB: 0 P: 5	R: 0 E: 0 K: 0 S: 3 H: 0 LOB: 0 BB: 0 P: 3	R: 0 E: 0 K: 1 S: 5 H: 0 LOB: 0 BB: 0 P: 5	R: 0 E: 0 K: 0 S: 3 H: 0 LOB: 0 BB: 0 P: 3	R: 0 E: 0 K: 1 S: 5 H: 0 LOB: 0 BB: 0 P: 5	R: 0 E: 1 K: 0 S: 4 H: 0 LOB: 2 BB: 1 P: 9	R: 0 E: 0 K: 1 S: 7 H: 2 LOB: 2 BB: 0 P: 7	1B: 3 2B: 0 3B: 0 HR: 0	SF: 0 SAC: 0 DP: 0 HBP: 0						

TOP

Atlanta Braves @ St. Louis Cardinals

Roger Dean Stadium, Jupiter, FL

Tue Mar 15 2011, 1:07 PM - 3:12 PM EDT

Att. 7,055 - Partly Cloudy - 76 F

livebaseballscorecards.com

AB	31
R	0
H	3
RBI	0
BB	3
SO	7
LOB	11

PITCHER		IP	WLS	BF	H	R	ER	SO	BB	IBB	HBP	BLK	WP	HR	S	P	ERA	WHIP
46 Kyle McClellan, R ERA: 0.75	(1, 1)	5.0	W	18	1	0	0	5	2	0	0	0	0	0	26	34	0.00	0.600
66 Blake King, R ERA: 3.0	(6, 1)	1.0	H	3	0	0	0	0	0	0	0	0	0	0	3	3	0.00	0.000
43 Trever Miller, L ERA:	(7, 1)	1.0		3	0	0	0	1	0	0	0	0	0	0	5	5	0.00	0.000
41 Mitchell Boggs, R ERA:	(8, 1)	1.0		5	0	0	0	0	1	0	0	0	1	0	4	9	0.00	1.000
44 Miguel Batista, R ERA: 1.8	(9, 1)	1.0		5	2	0	0	1	0	0	0	0	0	0	7	7	0.00	2.000

PITCHER	IP	WLS	BF	H	R	ER	SO	BB	IBB	HBP	BLK	WP	HR	S	P	ERA	WHIP

Batter	1	2	3	4	5	6	7	8	9	AB	R	H	RBI	BB	SO	LOB
Ryan Theriot, R (1, 6) OBP: 0.275, SLG: 0.206	G6-3	FC6-4 1-2f			G6-3	F9				4	0	0	0	0	0	4
13 Gerald Laird, R (7, 2) OBP: 0.364, SLG: 0.476										0	0	0	0	0	0	0
92 Matt Carpenter, L (1, 5) OBP: 0.462, SLG: 0.559	L6		K		G3-1		K			4	0	0	0	0	2	0
5 Albert Pujols, R (1, 3) OBP: 0.261, SLG: 0.300	BB		G5-3			E5 7 1B 12 1B	K			2	0	0	0	1	0	0
63 Shane Robinson, R (6, PR) OBP: 0.350, SLG: 0.400										1	1	0	0	0	1	0
(7, 8)																
7 Matt Holliday, R (1, 7) OBP: 0.424, SLG: 0.677	F9		G1-3			4 E 12 1B 55 1B 1-2 1B	HBP			3	1	1	0	0	0	1
64 Mark Hamilton, L (7, 3) OBP: 0.289, SLG: 0.412										0	0	0	0	0	0	0
12 Lance Berkman, S (1, 10) OBP: 0.286, SLG: 0.393		G4-3		28 G6-4-3 1B		4 E 55 1B 1-2 2-H 1B	K			3	1	2	1	0	0	0
91 Amaury Cazana, R (7, PH) OBP: 0.333, SLG: 0.091										1	0	0	0	0	1	1
(8, 10)																
28 Colby Rasmus, L (1, 8) OBP: 0.308, SLG: 0.351		4 G4-3 55 1B 2B		G6-4-3 1-2f		F8		E4 19 FC6-4		3	1	1	0	0	0	3
33 Daniel Descalso, L (7, 4) OBP: 0.333, SLG: 0.333										1	0	0	0	0	0	0
4 Yadier Molina, R (1, 2) OBP: 0.250, SLG: 0.250	G4-3 2-3					E3 55 1B 1-2 2-3		FC6-4 34 FC3-6 1-2f		3	0	1	0	0	0	3
19 Ramón Vázquez, L (6, PR) OBP: 0.261, SLG: 0.158										1	0	0	0	0	0	1
(7, 6)																
55 Skip Schumaker, L (1, 4) OBP: 0.485, SLG: 0.552	19 S 3-H 1B			G4-3		1-2 2-H 3-H 1B		FC3-6 1-2f		3	0	2	3	0	0	1
87 Adron Chambers, L (7, 7) OBP: 0.400, SLG: 0.286										0	0	0	0	0	0	0
34 Nick Stavinoha, R (8, PH) OBP: 0.238, SLG: 0.238										1	0	0	0	0	0	1
(9, 9)																
19 Jon Jay, L (1, 9) OBP: 0.244, SLG: 0.429	FC6-4 1-2 BB				G1-6-3	K		G1-3		3	0	0	0	1	1	3
(9, 7)																
Inning Stats	R: 0 E: 0 K: 0 S: 3 H: 0 LOB: 1 BB: 1 P: 7	R: 1 E: 0 K: 0 S: 5 H: 2 LOB: 2 BB: 1 P: 9	R: 0 E: 0 K: 1 S: 5 H: 0 LOB: 0 BB: 0 P: 5	R: 0 K: 0 S: 4 H: 2 LOB: 1 BB: 0 P: 4	R: 0 E: 0 K: 0 S: 3 H: 0 LOB: 0 BB: 0 P: 3	R: 3 E: 2 K: 1 S: 10 H: 3 LOB: 2 BB: 0 P: 10	R: 0 E: 0 K: 3 S: 9 H: 0 LOB: 1 BB: 0 P: 11	R: 0 E: 2 K: 0 S: 4 H: 0 LOB: 1 BB: 0 P: 4		1B: 6 2B: 1 3B: 0 HR: 0 SF: 0 SAC: 0 DP: 1 HBP: 1						

PITCHER		IP	WLS	BF	H	R	ER	SO	BB	IBB	HBP	BLK	WP	HR	S	P	ERA	WHIP
32 Derek Lowe, R ERA: 0.64	(1, 1)	5.0	L	20	4	1	1	1	2	0	0	0	0	0	20	28	1.80	1.200
43 Scott Proctor, R ERA: 4.5	(6, 1)	1.0		8	3	3	0	1	0	0	0	0	0	0	10	10	0.00	3.000
46 Craig Kimbrel, R ERA: 5.68	(7, 1)	1.0		4	0	0	0	3	0	0	1	0	0	0	9	11	0.00	0.000
39 Jonny Venters, L ERA:	(8, 1)	1.0		4	0	0	0	0	0	0	0	0	0	0	4	4	0.00	0.000

PITCHER	IP	WLS	BF	H	R	ER	SO	BB	IBB	HBP	BLK	WP	HR	S	P	ERA	WHIP

BOTTOM

Atlanta Braves @ St. Louis Cardinals

Roger Dean Stadium, Jupiter, FL

Tue Mar 15 2011, 1:07 PM - 3:12 PM EDT

Att. 7,055 - Partly Cloudy - 76 F

livebaseballscorecards.com

AB	33
R	4
H	7
RBI	4
BB	2
SO	5
LOB	18

WP: 0 PA: 36
PB: 0
SB: 1
CS: 0

Boston Red Sox @ Atlanta Braves

Champion Stadium, Lake Buena Vista, FL

Wed Mar 16 2011, 1:09 PM - 3:42 PM EDT

Att. 11,235 - Partly Cloudy - 76 F

TOP

livebaseballscorecards.com

Batter	1	2	3	4	5	6	7	8	9	AB	R	H	RBI	BB	SO	LOB
10 Marco Scutaro, R (1, 6) OBP: 0.300, SLG: 0.407	HR		G1-3			G4-3	P3 1-2			3	1	1	1	0	0	0
76 Jose Iglesias, R (6, 6) OBP: 0.370, SLG: 0.320										1	0	0	0	0	0	2
15 Dustin Pedroia, R (1, 4) OBP: 0.364, SLG: 0.433	G3-1		G6-3			1B		G5-3		3	0	1	0	0	0	0
70 Drew Sutton, S (6, PR) OBP: 0.361, SLG: 0.452 (6, 4)										1	0	0	0	0	0	0
28 Adrián González, L (1, 3) OBP: 0.250, SLG: 0.286	F7			G4-3		G4-3		G3-1		3	0	0	0	0	0	1
78 Lars Anderson, L (6, 3) OBP: 0.179, SLG: 0.370										1	0	0	0	0	0	0
20 Kevin Youkilis, R (1, 5) OBP: 0.250, SLG: 0.233	G6-3			G5-3			34 WP 39 2B 1B	P5		3	0	1	0	0	0	0
72 Yamaico Navarro, R (7, PR) OBP: 0.294, SLG: 0.364 (7, 5)										1	1	0	0	0	0	0
34 David Ortiz, L (1, 10) OBP: 0.343, SLG: 0.455		K		F8			F8 1-2		K	3	0	0	0	0	1	1
98 Bubba Bell, L (9, PH)										1	0	0	0	0	1	0
39 Jarrod Saltalamacchia, S (1, 2) OBP: 0.391, SLG: 0.421		F8			K		68 1B 2-H 2B		F8	3	1	1	1	0	1	0
81 Mark Wagner, R (7, 2) OBP: 0.214, SLG: 0.714										1	0	0	0	0	0	0
55 Ryan Kalish, L (1, 8) OBP: 0.319, SLG: 0.262		60 S 1B			K		4-0 68 1B BB		G1-3	3	0	1	0	1	1	0
60 Daniel Nava, S (1, 7) OBP: 0.278, SLG: 0.226		P6 1-2			K		K			3	0	0	0	0	2	3
54 Darnell McDonald, R (1, 9) OBP: 0.294, SLG: 0.500			K			L6	76 PB 1-3 2-H 1B			2	0	0	0	0	1	0
68 Josh Reddick, L (6, 9) OBP: 0.265, SLG: 0.400										1	0	1	1	0	0	0

	AB	33
	R	3
	H	6
	RBI	3
	BB	1
	SO	7
	LOB	7

Inning Stats	1	2	3	4	5	6	7	8	9
	R: 1 E: 0 K: 0 S: 5	H: 1 LOB: 0 BB: 0 P: 5	R: 0 E: 0 K: 1 S: 6	H: 1 LOB: 1 BB: 0 P: 7	R: 0 E: 0 K: 1 S: 5	H: 0 LOB: 0 BB: 0 P: 5	R: 0 E: 0 K: 0 S: 3	H: 0 LOB: 0 BB: 0 P: 3	R: 0 E: 0 K: 3 S: 9	H: 0 LOB: 0 BB: 0 P: 9
	R: 0 E: 0 K: 0 S: 4	H: 1 LOB: 1 BB: 0 P: 4	R: 2 E: 0 K: 1 S: 8	H: 3 LOB: 3 BB: 1 P: 14	R: 0 E: 0 K: 0 S: 3	H: 0 LOB: 0 BB: 0 P: 3	R: 0 E: 0 K: 1 S: 5	H: 0 LOB: 0 BB: 0 P: 5		

	1B: 4	SF: 0	WP: 1	PA: 34
	2B: 1	SAC: 0	PB: 1	
	3B: 0	DP: 0	SB: 1	
	HR: 1	HBP: 0	CS: 0	

PITCHER		IP	WLS	BF	H	R	ER	SO	BB	IBB	HBP	BLK	WP	HR	S	P	ERA	WHIP
48 Tommy Hanson, R ERA: 1.29	(1, 1)	5.0		17	2	1	1	5	0	0	0	0	0	1	28	29	1.80	0.400
19 Scott Linebrink, R ERA: 4.5	(6, 1)	1.0	H	4	1	0	0	0	0	0	0	0	0	0	4	4	0.00	1.000
52 George Sherrill, L ERA: 7.2	(7, 1)	1.0	W	7	3	2	2	1	1	0	0	0	1	0	8	14	18.00	4.000
58 Peter Moylan, R ERA: 3.6	(8, 1)	1.0	H	3	0	0	0	0	0	0	0	0	0	0	3	3	0.00	0.000
34 Eric O'Flaherty, L ERA:	(9, 1)	1.0	S	3	0	0	0	1	0	0	0	0	0	0	5	5	0.00	0.000

PITCHER	IP	WLS	BF	H	R	ER	SO	BB	IBB	HBP	BLK	WP	HR	S	P	ERA	WHIP

Boston Red Sox @ Atlanta Braves

Champion Stadium, Lake Buena Vista, FL

Wed Mar 16 2011, 1:09 PM - 3:42 PM EDT

Att. 11,235 - Partly Cloudy - 76 F

livebaseballscorecards.com

BOTTOM

Batter	1	2	3	4	5	6	7	8	9	AB	R	H	RBI	BB	SO	LOB
14 Martín Prado, R (1, 7) OBP: 0.346, SLG: 0.396	7 1B 10 1B 1B		G6-3 ①		G5-3 ①	2B		G4-3 ①		4	1	2	0	0	0	0
78 Jose Constanza, L (7, 7) OBP: 0.263, SLG: 0.222										1	0	0	0	0	0	0
7 Brooks Conrad, S (1, 4) OBP: 0.250, SLG: 0.233	16 L9 10 1B 1-3 1B		BBBB 4-0 10 G5-3 BB		16 BB 10 1B 20 SF8 1B	F7 ②		F8 ②		4	1	2	0	1	0	1
10 Chipper Jones, S (1, 5) OBP: 0.432, SLG: 0.650	1-2 3-H 1B		G5-3 ② 1-2		16 BB 4 1B 1-2 1B	G3 ③		G6-3 ③		3	1	2	1	0	0	1
75 Ed Lucas, R (6, 3) OBP: 0.393, SLG: 0.423										2	0	0	0	0	0	1
16 Brian McCann, L (1, 10) OBP: 0.235, SLG: 0.344	L9 ① 2-3		G4-3 ③		BBBB 4-0 8 BB 4 1B 1-2 2-3 BB		23 1B 8 1B 2B			3	1	1	0	1	0	3
20 Eric Hinske, L (1, 3) OBP: 0.257, SLG: 0.375	CCC 0-3 ②			CCC 0-3 ①	SF8 ② 3-H		8 1B 2-3 1B			2	0	0	1	0	2	2
23 Brandon Hicks, R (6, 5) OBP: 0.368, SLG: 0.444										1	0	1	0	0	0	0
4 Joe Mather, R (1, 8) OBP: 0.219, SLG: 0.172	G5-3 ③			P6 ②	8 BB 1-2 2-H 1B		SSS 0-3 ①			4	0	1	1	0	1	4
8 David Ross, R (1, 2) OBP: 0.414, SLG: 0.333		L5 ①		30 1B 1B	BBBB 4-0 30 FC4-6 1-2 2-3 BB		1-2 3-H 1B			3	0	2	1	1	0	0
30 Wilkin Ramirez, R (1, 9) OBP: 0.400, SLG: 0.583		SSS 0-3 ② K		1-2 1B	FC4-6 ③ 1-2f		SSS 0-3 ② K			4	0	1	0	0	2	5
24 Diory Hernandez, R (1, 6) OBP: 0.321, SLG: 0.462		G6-3 ③	CCC 0-3 ③			G1-3 ①	G3-1 ③			4	0	0	0	0	1	4
Inning Stats	R: 1 H: 3 E: 0 LOB: 2 K: 1 BB: 0 S: 8 P: 8	R: 0 H: 0 E: 0 LOB: 0 K: 1 BB: 0 S: 5 P: 5	R: 0 H: 0 E: 0 LOB: 1 K: 0 BB: 1 S: 3 P: 7	R: 0 H: 2 E: 0 LOB: 2 K: 2 BB: 0 S: 9 P: 9	R: 2 H: 3 E: 0 LOB: 3 K: 0 BB: 2 S: 6 P: 14	R: 0 H: 1 E: 0 LOB: 1 K: 0 BB: 0 S: 4 P: 4	R: 1 H: 3 E: 0 LOB: 2 K: 2 BB: 0 S: 10 P: 10	R: 0 H: 0 E: 0 LOB: 0 K: 0 BB: 0 S: 3 P: 3		1B: 10 SF: 1 2B: 2 SAC: 0 3B: 0 DP: 0 HR: 0 HBP: 0						

AB	35
R	4
H	12
RBI	4
BB	3
SO	6
LOB	21

WP: 0 PA: 39
PB: 0
SB: 0
CS: 0

PITCHER		IP	WLS	BF	H	R	ER	SO	BB	IBB	HBP	BLK	WP	HR	S	P	ERA	WHIP
31 Jon Lester, L ERA: 2.53	(1, 1)	4.2		24	8	3	3	4	2	0	0	0	0	0	30	38	5.79	2.143
30 Andrew Miller, L ERA: 3.52	(5, 1)	1.1		6	1	0	0	0	1	0	0	0	0	0	5	9	0.00	1.500
44 Dennys Reyes, L ERA: 1.8	(7, 1)	1.0	L	6	3	1	1	2	0	0	0	0	0	0	10	10	9.00	3.000
43 Randy Williams, L ERA: 2.7	(8, 1)	1.0		3	0	0	0	0	0	0	0	0	0	0	3	3	0.00	0.000

PITCHER	IP	WLS	BF	H	R	ER	SO	BB	IBB	HBP	BLK	WP	HR	S	P	ERA	WHIP

Batter	1	2	3	4	5	6	7	8	9	AB	R	H	RBI	BB	SO	LOB
6 Ian Desmond, R (1, 6) OBP: 0.333, SLG: 0.381	K	BB			2B		G4-3	E8 1-H 2-H		3	0	1	0	1	1	0
90 Alex Cintron, S (7, 5) OBP: 0.500, SLG: 0.500								1B		1	0	1	1	0	0	0
43 Rick Ankiel, L (1, 8) OBP: 0.256, SLG: 0.541	25 FC3-6 2B	K			28 G6-4-3 BB			E5 25 28 BB 25 2B		3	0	1	0	1	1	3
72 Jeff Frazier, R (8, PR) OBP: 0.471, SLG: 0.800										1	1	0	0	0	1	2
63 Henry Alberto Rodriguez (8, R)								K		0	0	0	0	0	0	0
28 Jayson Werth, R (1, 9) OBP: 0.342, SLG: 0.233	25 FC3-6 BB	F9			G6-4-3 1-2f			25 2B 1-2 BB	G5-3	2	0	0	0	2	0	2
95 Jesus Valdez, R (8, PR)										1	1	0	0	0	0	0
(8, 9)																
25 Adam LaRoche, L (1, 3) OBP: 0.394, SLG: 0.414	FC3-6 1-2f 2-3	F7				1B		2 G3 19 1B 1-H 2-H 2B	G6-3	4	0	2	2	0	0	2
92 Tyler Moore, R (8, PR)										1	1	0	0	0	0	0
(8, 3)																
38 Michael Morse, R (1, 7) OBP: 0.409, SLG: 0.821	K	G5-3				K		19 1B 2 G3 26 1B BB	F7	4	1	0	0	1	2	3
15 Jerry Hairston, R (1, 4) OBP: 0.294, SLG: 0.433		E5 19 FC5-4 3 BB		G5-3		F8		K		4	0	0	0	0	1	3
3 Wilson Ramos, R (1, 2) OBP: 0.313, SLG: 0.400		19 FC5-4 1-2 BB		K		F7		G3 1-2 2-3		2	0	0	0	1	1	1
60 Todd Coffey, R (6, 1)										0	0	0	0	0	0	0
2 Roger Bernadina, L (8, PH) OBP: 0.317, SLG: 0.395										1	0	0	0	0	0	2
(8, 8)																
19 Brian Bixler, R (1, 5) OBP: 0.469, SLG: 0.667		FC5-4 29 SH1-4 1-2f 2-3		G4-3			F7	26 1B 90 E 2-3 3-H 1B		4	1	1	1	0	0	2
(7, 6)																
29 Yunesky Maya, R (1, 1)		SH1-4 1-2			K		L5	90 E 90 E 1-2 3-H 1B		1	0	0	0	0	1	0
26 Jesus Flores, R (6, 2) OBP: 0.333, SLG: 0.333										2	1	1	1	0	0	0
Inning Stats	R: 0 E: 0 K: 2 S: 8 H: 1 LOB: 2 BB: 1 P: 12	R: 0 E: 1 K: 1 S: 6 H: 0 LOB: 3 BB: 2 P: 14	R: 0 E: 0 K: 0 S: 3 H: 0 LOB: 0 BB: 0 P: 3	R: 0 E: 0 K: 1 S: 5 H: 0 LOB: 0 BB: 0 P: 5	R: 0 E: 0 K: 1 S: 5 H: 1 LOB: 1 BB: 1 P: 9	R: 0 E: 0 K: 1 S: 6 H: 1 LOB: 1 BB: 0 P: 6	R: 0 E: 0 K: 0 S: 3 H: 0 LOB: 0 BB: 0 P: 3	R: 6 E: 2 K: 2 S: 12 H: 4 LOB: 2 BB: 2 P: 20	R: 0 E: 0 K: 0 S: 3 H: 0 LOB: 0 BB: 0 P: 3	1B: 4 2B: 3 3B: 0 HR: 0 SF: 0 SAC: 1 DP: 1 HBP: 0						

PITCHER		IP	WLS	BF	H	R	ER	SO	BB	IBB	HBP	BLK	WP	HR	S	P	ERA	WHIP
15 Tim Hudson, R ERA: 1.29	(1, 1)	5.0	W	21	2	0	0	5	4	0	0	0	0	0	27	43	0.00	1.200
11 Kenshin Kawakami, R ERA: 1.8	(6, 1)	2.0		7	1	0	0	1	0	0	0	0	0	0	9	9	0.00	0.500
43 Scott Proctor, R ERA: 5.19	(8, 1)	0.2		7	2	6	1	1	2	0	0	0	0	0	7	15	13.50	6.000
50 Cristhian Martinez, R ERA: 2.0	(8, 1)	1.1	S	6	2	0	0	1	0	0	0	0	0	0	8	8	0.00	1.500

PITCHER	IP	WLS	BF	H	R	ER	SO	BB	IBB	HBP	BLK	WP	HR	S	P	ERA	WHIP

TOP

Washington Nationals @ Atlanta Braves

Champion Stadium, Lake Buena Vista, FL

Thu Mar 17 2011, 6:09 PM - 8:42 PM EDT

Att. 9,209 - Clear - 81 F

livebaseballscorecards.com

AB	34
R	6
H	7
RBI	5
BB	6
SO	8
LOB	20

1B: 4	SF: 0	WP: 0	PA: 41
2B: 3	SAC: 1	PB: 0	
3B: 0	DP: 1	SB: 0	
HR: 0	HBP: 0	CS: 0	

Washington Nationals @ Atlanta Braves

Champion Stadium, Lake Buena Vista, FL

Thu Mar 17 2011, 6:09 PM - 8:42 PM EDT

Att. 9,209 - Clear - 81 F

livebaseballscorecards.com

BOTTOM

Batter	1	2	3	4	5	6	7	8	9	AB	R	H	RBI	BB	SO	LOB
13 Nate McLouth, L (1, 8) OBP: 0.525, SLG: 0.567 17 Matt Young, L (8, 7) OBP: 0.323, SLG: 0.231	0-0 2 FC1-5-1-3 2B		0-0 ② G3		0-0 10 2B 1B		0-0 ① G4-3			4	1	2	0	0	0	0
										0	0	0	0	0	0	0
2 Alex Gonzalez, R (1, 6) OBP: 0.319, SLG: 0.386 23 Brandon Hicks, R (8, 6) OBP: 0.368, SLG: 0.444	0-0 ①② FC1-5-1-3 2-3		0-0 ③ L9		0-0 ② P2		B B B B 4-0 BB			3	0	0	0	1	0	2
										0	0	0	0	0	0	0
10 Chipper Jones, S (1, 5) OBP: 0.438, SLG: 0.727 75 Ed Lucas, R (8, 5) OBP: 0.393, SLG: 0.423	0-0 ③ F8			B B B S S X 3-2 HR	0-0 16 2-5 1-H 2B		C C C 0-3 ② K			4	1	2	2	0	1	1
										0	0	0	0	0	0	0
16 Brian McCann, L (1, 2) OBP: 0.237, SLG: 0.333 43 Scott Proctor, R (8, 1) 50 Cristhian Martinez, R (8, 1)		0-0 ① F8		0-0 ① G3	B 1-0 ③ 2-5 2-3	0-0 26 2B 1B	0-0 ③ G4-3			4	1	1	0	0	0	1
										0	0	0	0	0	0	0
										0	0	0	0	0	0	0
26 Dan Uggla, R (1, 4) OBP: 0.292, SLG: 0.279 24 Diory Hernandez, R (9, 4) OBP: 0.321, SLG: 0.462		C C C 0-3 ② K		0-0 ② F7		0-0 22 HR 1-H 2B		S S S 0-3 ① K		4	1	1	1	0	2	0
										0	0	0	0	0	0	0
22 Jason Heyward, L (1, 9) OBP: 0.563, SLG: 0.640 30 Wilkin Ramirez, R (7, 9) OBP: 0.385, SLG: 0.560	H 1-0 5 BB HBP	B B B 4-0 5 HR BB			0-0 2-H HR		S S S 0-3 ② K			1	2	1	2	1	0	0
										1	0	0	0	0	1	0
5 Freddie Freeman, L (1, 3) OBP: 0.380, SLG: 0.444	B B B B 4-0 1-2 BB			0-0 1-H HR	0-0 ① F7		0-0 ③ F8			3	1	1	2	1	0	0
1 Jordan Schafer, L (1, 7) OBP: 0.204, SLG: 0.255 (8, 8)	0-0 ③ G4-3			0-0 ③ F7		0-0 ② G5-3				3	0	0	0	0	0	2
15 Tim Hudson, R (1, 1) 7 Brooks Conrad, S (5, PH) OBP: 0.242, SLG: 0.226 11 Kenshin Kawakami, R (6, 1) 27 J.C. Boscan, R (8, 2) OBP: 0.333, SLG: 0.333		S S S 0-3 ① K			0-0 ① P6	0-0 ③ G3				1	0	0	0	0	1	0
										1	0	0	0	0	0	0
										1	0	0	0	0	0	0
										0	0	0	0	0	0	0
Inning Stats	R: 0 E: 0 K: 0 S: 3 H: 1 LOB: 0 BB: 0 P: 3	R: 0 E: 0 K: 1 S: 5 H: 0 LOB: 2 BB: 1 P: 10	R: 0 E: 0 K: 1 S: 5 H: 0 LOB: 0 BB: 0 P: 5	R: 3 E: 0 K: 0 S: 7 H: 2 LOB: 0 BB: 1 P: 14	R: 1 E: 0 K: 0 S: 4 H: 2 LOB: 1 BB: 0 P: 5	R: 3 E: 0 K: 0 S: 6 H: 3 LOB: 0 BB: 0 P: 6	R: 0 E: 0 K: 1 S: 5 H: 0 LOB: 1 BB: 1 P: 9	R: 0 E: 0 K: 2 S: 7 H: 0 LOB: 0 BB: 0 P: 7		1B: 2 2B: 4 3B: 0 HR: 3 SF: 0 SAC: 0 DP: 1 HBP: 1					WP: 0 PB: 0 SB: 0 CS: 0 PA: 34	

PITCHER		IP	WLS	BF	H	R	ER	SO	BB	IBB	HBP	BLK	WP	HR	S	P	ERA	WHIP
29 Yunesky Maya, R ERA: 3.29	(1, 1)	5.0	L	22	5	4	4	2	2	0	1	0	0	2	24	37	7.20	1.400
60 Todd Coffey, R ERA: 7.71	(6, 1)	2.0		10	3	3	3	1	1	0	0	0	0	1	11	15	13.50	2.000
63 Henry Alberto Rodriguez, R ERA: 7.71	(6, 1)	1.0		3	0	0	0	2	0	0	0	0	0	0	7	7	0.00	0.000

PITCHER	IP	WLS	BF	H	R	ER	SO	BB	IBB	HBP	BLK	WP	HR	S	P	ERA	WHIP

Batter	1	2	3	4	5	6	7	8	9	AB	R	H	RBI	BB	SO	LOB
14 Martín Prado, R (1, 7) OBP: 0.339, SLG: 0.373	BBBB 4-0 22 FC4-6 BB		X 0-0 ② G6-3		SSS 0-3 ③ K			X 0-0 ① F9		3	0	0	0	1	1	1
17 Matt Young, L (8, 7) OBP: 0.323, SLG: 0.231										0	0	0	0	0	0	0
13 Nate McLouth, L (1, 8) OBP: 0.477, SLG: 0.500	X 0-0 ① F7		X 0-0 ③ G4-3			X 0-0 ① F9		X 0-0 ② F7		4	0	0	0	0	0	1
87 Cory Harrilchak, L (8, 8)										0	0	0	0	0	0	0
22 Jason Heyward, L (1, 9) OBP: 0.543, SLG: 0.593	X 0-0 ② FC4-6 8 1B 1-2f			BBBB 4-0 20 WP BB		SSS 0-3 ② K		X 0-0 ③ G4-3		2	0	0	0	1	1	1
30 Wilkin Ramirez, R (6, 9) OBP: 0.370, SLG: 0.538										1	0	0	0	0	0	0
8 David Ross, R (1, 2) OBP: 0.424, SLG: 0.333	X 0-0 1-2 1B			SSS 0-3 ① K		BBBB 4-0 BB			X 0-0 ① G6-3	3	0	1	0	1	1	1
20 Eric Hinske, L (1, 3) OBP: 0.256, SLG: 0.361	CCC 0-3 ③ K			BSSS 1-3 ② K 1-2		X 0-0 ③ P1			X 0-0 4 G6-4-3 1B	4	0	1	0	0	2	4
77 Tyler Pastornicky, R (9, PR) OBP: 0.333, SLG: 0.333										0	0	0	0	0	0	0
4 Joe Mather, R (1, 5) OBP: 0.194, SLG: 0.152		SSS 0-3 ① K		X 0-0 ③ F7			X 0-0 ① F8		X 0-0 ②③ G6-4-3 1-2f	4	0	0	0	0	1	2
7 Brooks Conrad, S (1, 4) OBP: 0.250, SLG: 0.235		X 0-0 ② F9			X 0-0 49 SH2-4 1B		CCC 0-3 ② K			3	0	1	0	0	1	0
23 Brandon Hicks, R (1, 6) OBP: 0.364, SLG: 0.429		X 0-0 ③ G5-3			X 0-0 ① F9		X 0-0 1B			3	0	1	0	0	0	1
49 Jair Jurrjens, R (1, 1) OBP: 0.333, SLG: 1.000			X 0-0 ① G4-3		X 0-0 ② SH2-4 1-2		SSS 0-3 ③ K			1	0	0	0	0	0	0
5 Freddie Freeman, L (7, PH) OBP: 0.373, SLG: 0.435										1	0	0	0	0	1	1
39 Jonny Venters, L (7, 1)										0	0	0	0	0	0	0
46 Craig Kimbrel, R (8, 1)										0	0	0	0	0	0	0
Inning Stats	R: 0 E: 0 K: 1 S: 6 H: 1 LOB: 2 BB: 1 P: 10	R: 0 E: 0 K: 1 S: 5 H: 0 LOB: 0 BB: 0 P: 5	R: 0 E: 0 K: 0 S: 3 H: 0 LOB: 0 BB: 0 P: 3	R: 0 E: 0 K: 2 S: 7 H: 0 LOB: 1 BB: 1 P: 12	R: 0 E: 0 K: 1 S: 6 H: 1 LOB: 1 BB: 0 P: 6	R: 0 E: 0 K: 1 S: 5 H: 0 LOB: 1 BB: 1 P: 9	R: 0 E: 0 K: 2 S: 8 H: 1 LOB: 1 BB: 0 P: 8	R: 0 E: 0 K: 0 S: 3 H: 0 LOB: 0 BB: 0 P: 3	R: 0 E: 0 K: 0 S: 3 H: 1 LOB: 1 BB: 0 P: 3	1B: 4 2B: 0 3B: 0 HR: 0 SF: 0 SAC: 1 DP: 1 HBP: 0							

PITCHER		IP	WLS	BF	H	R	ER	SO	BB	IBB	HBP	BLK	WP	HR	S	P	ERA	WHIP
77 D.J. Carrasco, R ERA: 6.0	(1, 1)	3.0		11	1	0	0	2	1	0	0	0	0	0	14	18	0.00	0.667
45 Jason Isringhausen, R ERA: 1.5	(4, 1)	1.0	W	4	0	0	0	2	1	0	0	0	1	0	7	12	0.00	1.000
Francisco Rodríguez, R ERA:	(5, 1)	1.0	H	4	1	0	0	1	0	0	0	0	0	0	6	6	0.00	1.000
46 Oliver Pérez, L ERA: 7.0	(6, 1)	1.0	H	4	0	0	0	1	1	0	0	0	0	0	5	9	0.00	1.000
27 Boof Bonser, R ERA: 3.38	(7, 1)	2.0	H	7	1	0	0	2	0	0	0	0	0	0	11	11	0.00	0.500

PITCHER		IP	WLS	BF	H	R	ER	SO	BB	IBB	HBP	BLK	WP	HR	S	P	ERA	WHIP
40 Tim Byrdak, L ERA:	(9, 1)	1.0	S	3	1	0	0	0	0	0	0	0	0	0	3	3	0.00	1.000

TOP

Atlanta Braves @ New York Mets

Digital Domain Park, Port St. Lucie, FL

Fri Mar 18 2011, 1:10 PM - 3:28 PM EDT

Att. 6,426 - Sunny - 78 F

livebaseballscorecards.com

AB	29
R	0
H	4
RBI	0
BB	3
SO	8
LOB	12

WP: 1	PA: 33
PB: 0	
SB: 0	
CS: 0	

Atlanta Braves @ New York Mets

Digital Domain Park, Port St. Lucie, FL

Fri Mar 18 2011, 1:10 PM - 3:28 PM EDT

Att. 6,426 - Sunny - 78 F

BOTTOM

Batter	1	2	3	4	5	6	7	8	9	AB	R	H	RBI	BB	SO	LOB
7 José Reyes, S (1, 6) OBP: 0.229, SLG: 0.188	G4-3			E4 (16 1B)		P6	G6-3			4	0	0	0	0	0	2
25 Chin-Lung Hu, R (8, 6) OBP: 0.364, SLG: 0.345										0	0	0	0	0	0	0
16 Ángel Pagán, S (1, 8) OBP: 0.333, SLG: 0.543	G4-3			2-H 1B (5 1B)		E4 (5 HR)		G3		3	2	1	0	0	0	0
20 Jason Pridie, L (8, 8) OBP: 0.250, SLG: 0.190										1	0	0	0	0	0	0
5 David Wright, R (1, 5) OBP: 0.303, SLG: 0.429	G6-3			2-H 1B (44 1B)		1-H HR		2B		3	1	2	3	0	0	0
4 Russ Adams, L (8, 5) OBP: 0.259, SLG: 0.400										1	0	1	0	0	0	0
29 Ike Davis, L (1, 3) OBP: 0.432, SLG: 0.581		G4-3		L4		1B (44 G6-4-3)		K		3	0	1	0	0	0	1
6 Nick Evans, R (8, 3) OBP: 0.308, SLG: 0.327										1	0	0	0	0	1	1
44 Jason Bay, R (1, 7) OBP: 0.303, SLG: 0.333		G6-3		1-3 1B		1-2f G6-4-3		K		3	0	1	0	0	0	1
27 Boof Bonser, R (7, 1)										0	0	0	0	0	0	0
62 Dusty Ryan, R (8, PH) OBP: 0.176, SLG: 0.188										1	0	0	0	0	1	1
40 Tim Byrdak, L (9, 1)										0	0	0	0	0	0	0
21 Lucas Duda, L (1, 9) OBP: 0.306, SLG: 0.478		G4-3		K			BB (2 1B)			2	0	0	0	1	1	2
2 Justin Turner, R (1, 4) OBP: 0.303, SLG: 0.344			F9		F7		1-2 1B			3	0	1	0	0	0	0
13 Mike Nickeas, R (1, 2) OBP: 0.143, SLG: 0.115			F8		K		F8			3	0	0	0	0	1	2
19 Raul Chavez, R (8, 2) OBP: 0.154, SLG: 0.154										0	0	0	0	0	0	0
77 D.J. Carrasco, R (1, 1)										0	0	0	0	0	0	0
9 Ronny Paulino, R (3, PH)										1	0	0	0	0	0	0
45 Jason Isringhausen, R (4, 1)										0	0	0	0	0	0	0
Francisco Rodríguez, R (5, 1)										0	0	0	0	0	0	0
28 Daniel Murphy, L (5, PH) OBP: 0.341, SLG: 0.462										1	0	0	0	0	0	0
46 Oliver Pérez, L (6, 1)										0	0	0	0	0	0	0
22 Willie Harris, L (7, 7) OBP: 0.421, SLG: 0.563			F7		F8		K			1	0	0	0	0	1	2
Inning Stats	R: 0 E: 0 K: 0 S: 3 H: 0 LOB: 0 BB: 0 P: 3	R: 0 E: 0 K: 0 S: 3 H: 0 LOB: 0 BB: 0 P: 3	R: 0 E: 0 K: 0 S: 3 H: 0 LOB: 0 BB: 0 P: 3	R: 1 E: 1 K: 1 S: 8 H: 3 LOB: 2 BB: 0 P: 8	R: 0 E: 0 K: 1 S: 5 H: 0 LOB: 0 BB: 0 P: 5	R: 2 E: 1 K: 0 S: 6 H: 2 LOB: 0 BB: 0 P: 6	R: 0 E: 0 K: 1 S: 6 H: 1 LOB: 2 BB: 1 P: 10	R: 0 E: 0 K: 2 S: 8 H: 1 LOB: 1 BB: 0 P: 8								

livebaseballscorecards.com

AB	31
R	3
H	7
RBI	3
BB	1
SO	5
LOB	12

1B: 5 SF: 0 WP: 0 PA: 32
2B: 1 SAC: 0 PB: 0
3B: 0 DP: 1 SB: 0
HR: 1 HBP: 0 CS: 0

PITCHER		IP	WLS	BF	H	R	ER	SO	BB	IBB	HBP	BLK	WP	HR	S	P	ERA	WHIP
49 Jair Jurrjens, R ERA: 3.6	(1, 1)	6.0	L	23	5	3	2	2	0	0	0	0	0	1	28	28	3.00	0.833
39 Jonny Venters, L ERA:	(7, 1)	1.0		5	1	0	0	1	1	0	0	0	0	0	6	10	0.00	2.000
46 Craig Kimbrel, R ERA: 4.91	(8, 1)	1.0		4	1	0	0	2	0	0	0	0	0	0	8	8	0.00	1.000

PITCHER	IP	WLS	BF	H	R	ER	SO	BB	IBB	HBP	BLK	WP	HR	S	P	ERA	WHIP

Batter	1	2	3	4	5	6	7	8	9	AB	R	H	RBI	BB	SO	LOB
1 Jordan Schafer, L (1, 8) OBP: 0.208, SLG: 0.294	2 1B 3B		F7		F7			G3		4	1	1	0	0	0	1
2 Alex Gonzalez, R (1, 6) OBP: 0.320, SLG: 0.383	16 G6-4-3 1B 3-H			G6-3		F8			27 FC6-4 1B	3	0	1	1	0	0	0
77 Tyler Pastornicky, R (8, 6) OBP: 0.500, SLG: 0.500										1	0	1	0	0	0	0
16 Brian McCann, L (1, 2) OBP: 0.244, SLG: 0.359	G6-4-3 1-2f			2B		F9			FC6-4 24 G6-4-3 1-2f	3	0	1	0	0	0	1
27 J.C. Boscan, R (6, 2) OBP: 0.300, SLG: 0.300										1	0	0	0	0	0	1
26 Dan Uggla, R (1, 4) OBP: 0.294, SLG: 0.267	G6-3			BB		F8			G6-4-3 1-2f	2	0	0	0	1	0	0
24 Diory Hernandez, R (6, 4) OBP: 0.310, SLG: 0.444										1	0	0	0	0	0	1
20 Eric Hinske, L (1, 3) OBP: 0.268, SLG: 0.351		30 G6-4-3 BB		K			L8			1	0	0	0	1	1	2
92 Adam Milligan, L (4, 9)										1	0	0	0	0	0	0
30 Wilkin Ramirez, R (1, 10) OBP: 0.333, SLG: 0.483		G6-4-3 1-2f		F9			F8			3	0	0	0	0	0	3
4 Joe Mather, R (1, 9) OBP: 0.179, SLG: 0.139		G1-3			P4		F8			3	0	0	0	0	0	0
(4, 3)																
17 Matt Young, L (1, 7) OBP: 0.294, SLG: 0.207			L5		F7			F8		3	0	0	0	0	0	0
75 Ed Lucas, R (1, 5) OBP: 0.387, SLG: 0.393			F9		BB			G5-3		2	0	0	0	1	0	0

TOP

Atlanta Braves @ Detroit Tigers

Joker Marchant Stadium, Lakeland, FL

Sat Mar 19 2011, 1:07 PM - 3:41 PM EDT

Att. 8,089 - Sunny - 79 F

livebaseballscorecards.com

AB	28
R	1
H	4
RBI	1
BB	3
SO	1
LOB	9

Inning Stats	1	2	3	4	5	6	7	8	9	1B: 2	SF: 0	WP: 0	PA: 31
	R: 1	R: 0	R: 0	R: 0	R: 0	R: 0	R: 0	R: 0	R: 0	2B: 1	SAC: 0	PB: 0	
	E: 0	E: 0	E: 0	E: 0	E: 0	E: 0	E: 0	E: 0	E: 0	3B: 1	DP: 3	SB: 0	
	K: 0	K: 0	K: 0	K: 1	K: 0	K: 0	K: 0	K: 0	K: 0	HR: 0	HBP: 0	CS: 0	
	S: 4	S: 2	S: 3	S: 6	S: 3	S: 3	S: 3	S: 3	S: 3				
	H: 2	H: 0	H: 0	H: 1	H: 0	H: 0	H: 0	H: 0	H: 1				
	LOB: 0	LOB: 0	LOB: 0	LOB: 2	LOB: 1	LOB: 0	LOB: 0	LOB: 0	LOB: 0				
	BB: 0	BB: 1	BB: 0	BB: 1	BB: 1	BB: 0	BB: 0	BB: 0	BB: 0				
	P: 4	P: 6	P: 3	P: 10	P: 7	P: 3	P: 3	P: 3	P: 3				

PITCHER		IP	WLS	BF	H	R	ER	SO	BB	IBB	HBP	BLK	WP	HR	S	P	ERA	WHIP
21 Rick Porcello, R ERA: 3.12	(1, 1)	4.2		18	3	1	1	1	3	0	0	0	0	0	17	29	1.93	1.286
78 Adam Wilk, L ERA: 0.77	(5, 1)	1.1		4	0	0	0	0	0	0	0	0	0	0	4	4	0.00	0.000
55 Daniel Schlereth, L ERA: 1.93	(7, 1)	2.0		6	0	0	0	0	0	0	0	0	0	0	6	6	0.00	0.000
38 Robbie Weinhardt, R ERA: 2.79	(9, 1)	1.0	W	3	1	0	0	0	0	0	0	0	0	0	3	3	0.00	1.000

PITCHER		IP	WLS	BF	H	R	ER	SO	BB	IBB	HBP	BLK	WP	HR	S	P	ERA	WHIP

BOTTOM

Atlanta Braves @ Detroit Tigers

Joker Marchant Stadium, Lakeland, FL

Sat Mar 19 2011, 1:07 PM - 3:41 PM EDT

Att. 8,089 - Sunny - 79 F

Batter	1	2	3	4	5	6	7	8	9	AB	R	H	RBI	BB	SO	LOB
14 Austin Jackson, R (1, 8) OBP: 0.392, SLG: 0.333 57 Casper Wells, R (4, 8) OBP: 0.487, SLG: 0.621	BBBB 4-0 24 BLK BB		x 0-0 G6-3 ②		x 0-0 P3 ③			BBBB 4-0 34 FC3-2 39 BB 1-2 BB		1 0 0 0 1 0 0 1 0 0 0 1 0 0						
39 Ramon Santiago, S (1, 4) OBP: 0.444, SLG: 0.545 (8, 6)	x 0-0 F7 ①		x 0-0 30 BB 1B			x 0-0 G4-3 ①		BBBB 4-0 34 FC3-2 1-2 2-3 BB		3 0 1 0 1 0 1						
30 Magglio Ordonez, R (1, 9) OBP: 0.279, SLG: 0.342 34 Clete Thomas, L (7, 9) OBP: 0.326, SLG: 0.375	x 0-0 P4 ②		BBBB 4-0 1-2 BB			x 0-0 G5-3 ②		x 0-0 FC3-2 1-2 2-3 3-Hf		2 0 0 0 1 0 1 1 0 0 0 0 0 3						
24 Miguel Cabrera, R (1, 3) OBP: 0.388, SLG: 0.682 32 Don Kelly, L (7, 3) OBP: 0.333, SLG: 0.317	BBBB 4-0 1-2 BB		x 0-0 F8 ③			SSS 0-3 K ③		x 0-0 F7 ③		2 0 0 0 1 1 2 1 0 0 0 0 0 3						
41 Victor Martinez, S (1, 2) OBP: 0.279, SLG: 0.333 63 Max St. Pierre, R (8, 2)	SSS 0-3 K ③			x 0-0 G3 ①			x 0-0 G4-3 ①		x 0-0 P6 ①	3 0 0 0 0 1 2 1 0 0 0 0 0 0						
26 Brennan Boesch, L (1, 10) OBP: 0.377, SLG: 0.444		x 0-0 F8 ①		SSS 0-3 K ②			x 0-0 72 CS 1B		x 0-0 20 1B 72 3B 1B	4 1 2 0 0 1 0						
15 Brandon Inge, R (1, 5) OBP: 0.273, SLG: 0.350 20 Scott Sizemore, R (8, 4) OBP: 0.300, SLG: 0.432		SSS 0-3 K ②		x 0-0 G5-3 ③			SSS 0-3 K ②		x 0-0 1-2 72 3B 1B	3 0 0 0 0 2 1 1 1 1 0 0 0 0						
72 Andy Dirks, L (1, 7) OBP: 0.426, SLG: 0.625		x 0-0 G3-1 ③			x 0-0 P5 ①		s 0-1 CS ③ 1-2	x 0-0 F7 ①	x 0-0 1-H 2-H 3B	4 0 1 2 0 0 0						
29 Danny Worth, R (1, 6) OBP: 0.375, SLG: 0.429 (8, 5)			x 0-0 L8 ①		x 0-0 F7 ②			x 0-0 39 BB 57 BB 34 FC3-2 1B		3 0 1 0 0 0 0						
Inning Stats	R: 0 H: 0 E: 0 LOB: 2 K: 1 BB: 2 S: 5 P: 13	R: 0 H: 0 E: 0 LOB: 0 K: 1 BB: 0 S: 5 P: 5	R: 0 H: 1 E: 0 LOB: 2 K: 0 BB: 1 S: 4 P: 8	R: 0 H: 0 E: 0 LOB: 0 K: 1 BB: 0 S: 5 P: 5	R: 0 H: 0 E: 0 LOB: 0 K: 0 BB: 0 S: 3 P: 3	R: 0 H: 0 E: 0 LOB: 0 K: 1 BB: 0 S: 5 P: 5	R: 0 H: 1 E: 0 LOB: 0 K: 1 BB: 0 S: 6 P: 6	R: 0 H: 1 E: 0 LOB: 3 K: 0 BB: 2 S: 4 P: 12	R: 2 H: 3 E: 0 LOB: 1 K: 0 BB: 0 S: 4 P: 4	1B: 5 SF: 0 2B: 0 SAC: 0 3B: 1 DP: 0 HR: 0 HBP: 0						

livebaseballscorecards.com

AB	30
R	2
H	6
RBI	2
BB	5
SO	5
LOB	13

WP: 0 PA: 36
PB: 0
SB: 0
CS: 1

PITCHER		IP	WLS	BF	H	R	ER	SO	BB	IBB	HBP	BLK	WP	HR	S	P	ERA	WHIP
37 Brandon Beachy, R ERA: 1.8	(1, 1)	5.0		19	1	0	0	3	3	0	0	1	0	0	22	34	0.00	0.800
58 Peter Moylan, R ERA: 3.0	(6, 1)	1.0	H	3	0	0	0	1	0	0	0	0	0	0	5	5	0.00	0.000
64 Jairo Asencio, R ERA: 0.9	(7, 1)	2.0	H	9	2	0	0	1	2	0	0	0	0	0	10	18	0.00	2.000
70 Arodys Vizcaíno, R ERA: 4.15	(9, 1)	0.1	L	4	3	2	2	0	0	0	0	0	0	0	4	4	54.00	9.000

PITCHER	IP	WLS	BF	H	R	ER	SO	BB	IBB	HBP	BLK	WP	HR	S	P	ERA	WHIP

Batter	1	2	3	4	5	6	7	8	9	10	AB	R	H	RBI	BB	SO	LOB
16 Ángel Pagán, S (1, 8) OBP: 0.325, SLG: 0.500	G4-3		BB		K		K			K	3	0	0	0	1	2	1
91 Chris Shelton, R (8, 3)					BB					BB	1	0	0	0	0	1	0
4 Brad Emaus, R (1, 4) OBP: 0.324, SLG: 0.241	G5-3		K		BB		F7			BB	3	0	0	0	2	1	2
22 Willie Harris, L (1, 7) OBP: 0.419, SLG: 0.611	G3-1			HR	BB		F9			G4-6-3	4	1	1	1	1	0	1
29 Ike Davis, L (1, 3) OBP: 0.439, SLG: 0.600		2B		K	1B			G4-3			4	0	2	1	0	1	0
62 Dusty Ryan, R (8, 2) OBP: 0.176, SLG: 0.188											0	0	0	0	0	0	0
72 Kirk Nieuwenhuis, L (1, 9) OBP: 0.200, SLG: 0.226		G4-3		F7	F7			G4-3			4	0	0	0	0	0	4
13 Mike Nickeas, R (1, 2) OBP: 0.125, SLG: 0.100		G1-3		F9		F9		F8			4	0	0	0	0	0	1
18 Ryota Igarashi, R (8, 1)											0	0	0	0	0	0	0
86 Eric Niesen, L (10, 1)											0	0	0	0	0	0	0
4 Russ Adams, L (1, 5) OBP: 0.258, SLG: 0.357		K			K	FC6-4			G3		3	0	0	0	1	2	1
25 Chin-Lung Hu, R (1, 6) OBP: 0.378, SLG: 0.375			CS	E	2B	FC6-4			K		3	1	1	0	1	1	1
48 Pat Misch, R (1, 1)			SH1-4		E3	F8			G4-3		1	1	0	0	0	0	0
Sean Ratliff, L (6, PH) OBP: 0.400, SLG: 0.250											1	0	0	0	0	0	1
23 Blaine Boyer, R (6, 1)											0	0	0	0	0	0	0
33 Taylor Buchholz, R (7, 1)											0	0	0	0	0	0	0
20 Jason Pridie, L (8, 8) OBP: 0.240, SLG: 0.182											1	0	0	0	0	0	0
Inning Stats	R: 0 E: 0 K: 0 S: 3 H: 0 LOB: 0 BB: 0 P: 3	R: 0 E: 0 K: 1 S: 6 H: 1 LOB: 1 BB: 0 P: 6	R: 0 E: 0 K: 1 S: 4 H: 0 LOB: 1 BB: 2 P: 14	R: 1 E: 0 K: 1 S: 6 H: 1 LOB: 0 BB: 0 P: 6	R: 2 E: 1 K: 2 S: 10 H: 2 LOB: 3 BB: 2 P: 18	R: 0 E: 0 K: 0 S: 3 H: 0 LOB: 1 BB: 1 P: 7	R: 0 E: 0 K: 1 S: 5 H: 0 LOB: 0 BB: 0 P: 5	R: 0 E: 0 K: 0 S: 3 H: 0 LOB: 0 BB: 0 P: 3	R: 0 E: 0 K: 1 S: 5 H: 0 LOB: 0 BB: 1 P: 5	R: 0 E: 0 K: 1 S: 4 H: 0 LOB: 0 BB: 1 P: 8	1B: 1 2B: 2 3B: 0 HR: 1	SF: 0 SAC: 1 DP: 1 HBP: 0		WP: 0 PB: 0 SB: 1 CS: 1	PA: 39		

PITCHER	IP	WLS	BF	H	R	ER	SO	BB	IBB	HBP	BLK	WP	HR	S	P	ERA	WHIP
40 Rodrigo Lopez, R (1, 1) ERA: 3.29	4.2		20	3	3	1	5	3	0	0	0	0	1	27	41	1.93	1.286
61 Juan Abreu, R (5, 1) ERA: 1.08	1.1		7	1	0	0	0	2	0	0	0	0	0	5	13	0.00	2.250
19 Scott Linebrink, R (7, 1) ERA: 3.86	1.0		3	0	0	0	1	0	0	0	0	0	0	5	5	0.00	0.000
52 George Sherrill, L (8, 1) ERA: 6.0	1.0		3	0	0	0	0	0	0	0	0	0	0	3	3	0.00	0.000
46 Craig Kimbrel, R (9, 1) ERA: 4.32	1.0		3	0	0	0	1	0	0	0	0	0	0	5	5	0.00	0.000

PITCHER	IP	WLS	BF	H	R	ER	SO	BB	IBB	HBP	BLK	WP	HR	S	P	ERA	WHIP
71 Mike Broadway, R (10, 1) ERA: 4.5	1.0		3	0	0	0	1	1	0	0	0	0	0	4	8	0.00	1.000

TOP

New York Mets @ Atlanta Braves

Champion Stadium, Lake Buena Vista, FL

Sat Mar 19 2011, 1:08 PM - 4:10 PM EDT

Att. 8,535 - Sunny - 78 F

livebaseballscorecards.com

AB	32
R	3
H	4
RBI	2
BB	6
SO	8
LOB	12

Batter	1	2	3	4	5	6	7	8	9	10	AB	R	H	RBI	BB	SO	LOB
14 Martín Prado, R (1, 7) OBP: 0.344, SLG: 0.375	G5-3		1B		G4-3 2-3		1B			K	5	0	2	0	0	1	1
13 Nate McLouth, L (1, 8) OBP: 0.438, SLG: 0.459	G3-1		F8		SF7 3-H		G4-3			P4	3	0	0	1	0	0	2
52 George Sherrill, L (8, 1)											0	0	0	0	0	0	0
72 Jesús Sucre, R (9, 2) OBP: 0.400, SLG: 0.400											1	0	0	0	0	0	0
10 Chipper Jones, S (1, 5) OBP: 0.431, SLG: 0.723	2B		F9		F8			K		G6-3	3	0	1	0	0	0	1
93 Joey Terdoslavich, S (6, 5)											2	0	0	0	0	1	0
22 Jason Heyward, L (1, 9) OBP: 0.579, SLG: 0.643	BB 8 FC6-4			HBP 7 HR		2B		G3			1	1	1	0	1	0	0
87 Cory Harrilchak, L (7, 9)											1	0	0	0	0	0	0
(8, 8)																	
8 David Ross, R (1, 2) OBP: 0.378, SLG: 0.290	FC6-4 1-2f			F9		K		F8			4	0	0	0	0	1	4
46 Craig Kimbrel, R (9, 1)											0	0	0	0	0	0	0
71 Mike Broadway, R (10, 1)											0	0	0	0	0	0	0
5 Freddie Freeman, L (1, 3) OBP: 0.345, SLG: 0.400		F8		K		F7			F8		4	0	0	0	0	1	2
7 Brooks Conrad, S (1, 4) OBP: 0.250, SLG: 0.316		B1-3		HR 1-H		G4-3			K		4	1	1	2	0	1	1
23 Brandon Hicks, R (1, 6) OBP: 0.333, SLG: 0.391		G6-3		K			K		1B		2	0	0	0	0	1	0
61 Juan Abreu, R (5, 1)											0	0	0	0	0	0	0
19 Scott Linebrink, R (7, 1)											0	0	0	0	0	0	0
88 Robby Hefflinger, R (7, PH) OBP: 0.500, SLG: 0.500											2	0	1	0	0	1	0
(8, 9)																	
40 Rodrigo Lopez, R (1, 1)			G6-3		2B 14 G4-3 13 SF7			F8		K2-3	1	0	0	0	0	0	0
91 Matt Lipka, R (5, 6) OBP: 0.333, SLG: 0.667											3	1	1	0	0	1	1
Inning Stats	R: 0 E: 0 K: 0 S: 4 H: 1 LOB: 2 BB: 1 P: 8	R: 0 E: 0 K: 0 S: 3 H: 0 LOB: 0 BB: 0 P: 3	R: 0 E: 0 K: 0 S: 4 H: 1 LOB: 1 BB: 0 P: 4	R: 2 E: 0 K: 2 S: 8 H: 1 LOB: 0 BB: 0 P: 10	R: 1 E: 0 K: 0 S: 4 H: 1 LOB: 0 BB: 0 P: 4	R: 0 E: 0 K: 1 S: 6 H: 1 LOB: 1 BB: 0 P: 6	R: 0 E: 0 K: 1 S: 6 H: 1 LOB: 1 BB: 0 P: 6	R: 0 E: 0 K: 1 S: 5 H: 0 LOB: 0 BB: 0 P: 5	R: 0 E: 0 K: 2 S: 8 H: 1 LOB: 1 BB: 0 P: 8	R: 0 E: 0 K: 1 S: 5 H: 0 LOB: 0 BB: 0 P: 5	1B: 3 2B: 3 3B: 0 HR: 1 SF: 1 SAC: 0 DP: 0 HBP: 1	WP: 0 PB: 0 SB: 0 CS: 0 PA: 39					

PITCHER		IP	WLS	BF	H	R	ER	SO	BB	IBB	HBP	BLK	WP	HR	S	P	ERA	WHIP
48 Pat Misch, L ERA: 4.32	(1, 1)	5.0		21	4	3	3	2	1	0	1	0	0	1	23	29	5.40	1.000
23 Blaine Boyer, R ERA: 1.5	(6, 1)	1.0		4	1	0	0	1	0	0	0	0	0	0	6	6	0.00	1.000
33 Taylor Buchholz, R ERA:	(7, 1)	1.0		4	1	0	0	1	0	0	0	0	0	0	6	6	0.00	1.000
18 Ryota Igarashi, R ERA: 5.14	(8, 1)	2.0		7	1	0	0	3	0	0	0	0	0	0	13	13	0.00	0.500
86 Eric Niesen, L ERA:	(10, 1)	1.0		3	0	0	0	1	0	0	0	0	0	0	5	5	0.00	0.000

PITCHER	IP	WLS	BF	H	R	ER	SO	BB	IBB	HBP	BLK	WP	HR	S	P	ERA	WHIP

BOTTOM

New York Mets @ Atlanta Braves

Champion Stadium, Lake Buena Vista, FL

Sat Mar 19 2011, 1:08 PM - 4:10 PM EDT

Att. 8,535 - Sunny - 78 F

livebaseballscorecards.com

AB	36
R	3
H	7
RBI	3
BB	1
SO	8
LOB	12

TOP

Houston Astros @ Atlanta Braves

Champion Stadium, Lake Buena Vista, FL

Sun Mar 20 2011, 1:06 PM - 3:48 PM EDT

Att. 6,917 - Partly Cloudy - 80 F

livebaseballscorecards.com

Batter	1	2	3	4	5	6	7	8	9	AB	R	H	RBI	BB	SO	LOB
11 Jason Bourgeois, R (1, 8) OBP: 0.340, SLG: 0.413	G6-3		G5-4-3 1-2f		K		1B		K	5	0	1	0	0	2	1
14 Clint Barmes, R (1, 6) OBP: 0.309, SLG: 0.327	K		P2		G5-3		K		K	3	0	0	0	0	1	0
87 Jonathan Villar, S (5, 6) OBP: 0.250, SLG: 0.250										2	0	0	0	0	2	1
29 Brett Wallace, L (1, 3) OBP: 0.404, SLG: 0.620	4 1B 1B			4 2B 1B	K		K			3	1	2	0	0	1	0
68 Brian Dopirak, R (6, 3) OBP: 0.261, SLG: 0.348										1	0	0	0	0	1	1
4 Jason Michaels, R (1, 7) OBP: 0.457, SLG: 0.683	1-2 1B			93 1B 1-H 2B		23 2B 2B		K		3	2	3	1	0	0	0
12 Tommy Manzella, R (6, 5) OBP: 0.382, SLG: 0.419										1	0	0	0	0	1	0
22 Bill Hall, R (1, 4) OBP: 0.354, SLG: 0.325	G4-3			93 1B BB		G6-3		E6 92 FC3-6		2	0	0	0	1	0	3
89 Enrique Hernández, R (6, 4) OBP: 0.500, SLG: 0.500										1	0	0	0	0	0	0
23 Chris Johnson, R (1, 5) OBP: 0.400, SLG: 0.533		G4-3	F9			46 FC6-5 2-H 2B		FC3-6 41 1B 1-2f		3	0	1	1	0	0	2
62 Aneury Rodriguez, R (6, 1)										0	0	0	0	0	0	0
27 Gustavo Chacin, L (7, 1)										0	0	0	0	0	0	0
92 T.J. Steele, R (8, PH) OBP: 0.200, SLG: 0.235										1	0	0	0	0	0	1
(8, 9)																
46 J.R. Towles, R (1, 2) OBP: 0.382, SLG: 0.594		K	K			FC6-5 2-3		1B 1-3		3	0	0	0	0	2	3
41 Brian Esposito, R (7, 2) OBP: 0.214, SLG: 0.154										1	0	1	0	0	0	0
93 Drew Locke, R (1, 9) OBP: 0.367, SLG: 0.500		G5-3		1B 1-2 2-H		K		K		4	0	1	1	0	2	3
60 Lance Pendleton, L (8, 1)										0	0	0	0	0	0	0
83 Jose Valdez, R (8, 1)										0	0	0	0	0	0	0
28 Nelson Figueroa, R (1, 1) OBP: 0.333, SLG: 0.333			11 G5-4-3 1B	G5-3			G4-3		F8	2	0	1	0	0	0	2
Jake Goebbert, L (6, 7)										2	0	0	0	0	0	0

	AB	37
	R	3
	H	10
	RBI	3
	BB	1
	SO	12
	LOB	17

Inning Stats	1	2	3	4	5	6	7	8	9
	R: 0 E: 0 K: 1 S: 7	H: 2 LOB: 2 BB: 0 P: 7	R: 0 E: 0 K: 1 S: 5	H: 0 LOB: 0 BB: 0 P: 5	R: 0 E: 0 K: 0 S: 3	H: 1 LOB: 0 BB: 0 P: 3	R: 2 E: 0 K: 1 S: 8	H: 3 LOB: 2 BB: 1 P: 12	R: 0 E: 0 K: 2 S: 7	H: 0 LOB: 0 BB: 0 P: 7
	R: 1 E: 0 K: 1 S: 7	H: 2 LOB: 1 BB: 0 P: 7	R: 0 E: 0 K: 2 S: 8	H: 1 LOB: 1 BB: 0 P: 8	R: 0 E: 1 K: 2 S: 9	H: 1 LOB: 2 BB: 0 P: 9	R: 0 E: 0 K: 2 S: 7	H: 0 LOB: 0 BB: 0 P: 7	1B: 7 2B: 3 3B: 0 HR: 0	SF: 0 SAC: 0 DP: 1 HBP: 0	WP: 0 PB: 0 SB: 0 CS: 0	PA: 38

PITCHER		IP	WLS	BF	H	R	ER	SO	BB	IBB	HBP	BLK	WP	HR	S	P	ERA	WHIP
32 Derek Lowe, R ERA: 1.86	(1, 1)	5.1		23	7	3	3	5	1	0	0	0	0	0	32	36	5.06	1.500
58 Peter Moylan, R ERA: 2.7	(6, 1)	0.2	B	3	1	0	0	1	0	0	0	0	0	0	5	5	0.00	1.500
52 George Sherrill, L ERA: 5.14	(7, 1)	1.0	W	4	1	0	0	2	0	0	0	0	0	0	8	8	0.00	1.000
34 Eric O'Flaherty, L ERA:	(8, 1)	1.0	H	5	1	0	0	2	0	0	0	0	0	0	9	9	0.00	1.000
93 Todd Redmond, R ERA:	(9, 1)	1.0	S	3	0	0	0	2	0	0	0	0	0	0	7	7	0.00	0.000

PITCHER	IP	WLS	BF	H	R	ER	SO	BB	IBB	HBP	BLK	WP	HR	S	P	ERA	WHIP

Batter	1	2	3	4	5	6	7	8	9	AB	R	H	RBI	BB	SO	LOB
13 Nate McLouth, L (1, 8) OBP: 0.434, SLG: 0.439 87 Cory Harrilchak, L (8, PR) (9, 8)	S S C 0-3 ① K		x 0-0 ② G3-1 2-3		x 0-0 FC3 10 1B 16 1B 1-2	B B B 4-0 BB 1-2		x 0-0 4 BB 1B		4 1 1 0 1 1 2 0 0 0 0 0 0 0						
2 Alex Gonzalez, R (1, 6) OBP: 0.315, SLG: 0.373 52 George Sherrill, L (7, 1) 4 Joe Mather, R (8, 3) OBP: 0.200, SLG: 0.139	x 0-0 ② L7		x 0-0 10 1B 1B 3-H		S S S 0-3 ② K	x 0-0 ③ P4		B B B B 4-0 BB 1-2		4 0 1 1 0 1 5 0 0 0 0 0 0 0 0 0 0 0 1 0 0						
10 Chipper Jones, S (1, 5) OBP: 0.463, SLG: 0.740 23 Brandon Hicks, R (7, 6) OBP: 0.308, SLG: 0.360	x 0-0 1B		x 0-0 1B 1-3		x 0-0 16 1B 1B 1-2 2-3		x 0-0 ① F9	x 0-0 ① F7		3 0 3 0 0 0 0 2 0 0 0 0 0 2						
16 Brian McCann, L (1, 2) OBP: 0.250, SLG: 0.357 27 J.C. Boscan, R (7, 2) OBP: 0.333, SLG: 0.333	x 0-0 ③ G3		x 0-0 ③ L4		x 0-0 1B 1-3 2-H 3-H		x 0-0 75 1B 30 2B 1B	x 0-0 ② F6		3 0 1 2 0 0 3 2 1 1 0 0 0 2						
26 Dan Uggla, R (1, 4) OBP: 0.278, SLG: 0.250 75 Ed Lucas, R (6, 4) OBP: 0.394, SLG: 0.400 (7, 5)		x 0-0 ① G1-3		x 0-0 ① G5-3	x 0-0 ③ F7		x 0-0 30 2B 1-2 1B	S S S 0-3 ③ K		3 0 0 0 0 0 2 2 1 1 0 0 1 2						
5 Freddie Freeman, L (1, 3) OBP: 0.322, SLG: 0.370 34 Eric O'Flaherty, L (8, 1) 93 Todd Redmond, R (9, 1)		x 0-0 ② G6-3		x 0-0 ② G4-3		x 0-0 ① G4-3	x 0-0 ② F8			4 0 0 0 0 0 2 0 0 0 0 0 0 0 0 0 0 0 0 0 0						
30 Wilkin Ramirez, R (1, 9) OBP: 0.324, SLG: 0.485		S S C 0-3 ③ K		x 0-0 ③ F8		x 0-0 E5 7 F8 17 S	x 0-0 1-H 2-H 2B			4 0 1 2 0 1 0						
17 Matt Young, L (1, 7) OBP: 0.342, SLG: 0.200			B B B B 4-0 13 G3-1 32 SH5-4 2 1B BB		x 0-0 ① G3-1	B B B B 4-0 13 BB 1-2 BB	B B B B 4-0 BB			1 1 0 0 3 0 0						
32 Derek Lowe, R (1, 1) OBP: 0.667, SLG: 1.000 58 Peter Moylan, R (6, 1) 7 Brooks Conrad, S (6, PH) OBP: 0.238, SLG: 0.300 (7, 4)			x 0-0 ① SH5-4 1-2		x 0-0 10 1B 13 E 16 1B 1B	x 0-0 ② F8 2-3	x 0-0 ③ F9			1 1 1 0 0 0 0 0 0 0 0 0 0 0 2 0 0 0 0 0 4						
Inning Stats	R: 0 H: 1 E: 0 LOB: 1 K: 1 BB: 0 S: 6 P: 6	R: 0 H: 0 E: 0 LOB: 0 K: 1 BB: 0 S: 5 P: 5	R: 1 H: 2 E: 0 LOB: 2 K: 0 BB: 1 S: 5 P: 9	R: 0 H: 0 E: 0 LOB: 0 K: 0 BB: 0 S: 3 P: 3	R: 2 H: 3 E: 1 LOB: 2 K: 1 BB: 0 S: 9 P: 9	R: 0 H: 0 E: 1 LOB: 3 BB: 2 S: 4 P: 12	R: 2 H: 3 E: 0 LOB: 2 K: 0 BB: 1 S: 6 P: 10	R: 0 H: 1 E: 0 LOB: 2 K: 1 BB: 1 S: 6 P: 10		1B: 9 SF: 0 2B: 1 SAC: 1 3B: 0 DP: 0 HR: 0 HBP: 0						

PITCHER		IP	WLS	BF	H	R	ER	SO	BB	IBB	HBP	BLK	WP	HR	S	P	ERA	WHIP
28 Nelson Figueroa, R ERA: 3.86	(1, 1)	5.0		23	6	3	1	3	1	0	0	0	0	0	28	32	1.80	1.400
62 Aneury Rodriguez, R ERA: 3.6	(6, 1)	1.0		6	0	0	0	0	2	0	0	0	0	0	4	12	0.00	2.000
27 Gustavo Chacin, L ERA: 4.91	(7, 1)	1.0	L	7	3	2	2	0	1	0	0	0	0	0	6	10	18.00	4.000
60 Lance Pendleton, R ERA: 5.87	(8, 1)	0.2		4	1	0	0	0	1	0	0	0	0	0	3	7	0.00	3.000
83 Jose Valdez, R ERA: 1.69	(8, 1)	0.1		1	0	0	0	1	0	0	0	0	0	0	3	3	0.00	0.000

PITCHER	IP	WLS	BF	H	R	ER	SO	BB	IBB	HBP	BLK	WP	HR	S	P	ERA	WHIP

BOTTOM

Houston Astros @ Atlanta Braves

Champion Stadium, Lake Buena Vista, FL

Sun Mar 20 2011, 1:06 PM - 3:48 PM EDT

Att. 6,917 - Partly Cloudy - 80 F

livebaseballscorecards.com

AB	35
R	5
H	10
RBI	5
BB	5
SO	4
LOB	24

Atlanta Braves @ New York Mets

Digital Domain Park, Port St. Lucie, FL

Mon Mar 21 2011, 1:10 PM - 4:11 PM EDT

Att. 5,003 - Partly Cloudy - 78 F

livebaseballscorecards.com

TOP

Batter	1	2	3	4	5	6	7	8	9	AB	R	H	RBI	BB	SO	LOB
14 Martin Prado, R (1, 7) OBP: 0.333, SLG: 0.361	G6-3		L7	G5-3 1-2 2-3 3-H		1B			G6-3	5	0	1	1	0	0	2
69 Brett Oberholtzer, L (9, 1)										0	0	0	0	0	0	0
71 Mike Broadway, R (9, 1)										0	0	0	0	0	0	0
2 Alex Gonzalez, R (1, 6) OBP: 0.328, SLG: 0.400	F7			22 2B 2B		L5				4	1	2	2	0	0	1
43 Scott Proctor, R (6, 1)				26 PB 22 BB 2-H 3-H 1B						0	0	0	0	0	0	0
17 Matt Young, L (7, 9) OBP: 0.359, SLG: 0.226									1B	1	0	1	0	0	0	0
(9, 7)																
22 Jason Heyward, L (1, 9) OBP: 0.571, SLG: 0.645	K			26 1B 2B 2-H			K		K	3	1	1	1	1	2	0
24 Diory Hernandez, R (7, 4) OBP: 0.300, SLG: 0.429				26 PB 1-2 BB						1	0	0	0	0	1	1
26 Dan Uggla, R (1, 4) OBP: 0.293, SLG: 0.269		FC6-4 5 1B		5 1B 8 1B 2-H 1B			L3		K	4	1	2	1	0	1	2
61 Juan Abreu, R (7, 1)										0	0	0	0	0	0	0
27 J.C. Boscan, R (8, 2) OBP: 0.308, SLG: 0.308				K 1-2 2-3					K	1	0	0	0	0	1	1
5 Freddie Freeman, L (1, 3) OBP: 0.317, SLG: 0.362		FC6-4 1-2f		4 1B 8 1B 75 E 2-3 1B	G1		G6-3			4	1	1	0	0	0	1
8 David Ross, R (1, 2) OBP: 0.366, SLG: 0.286	F7			75 E 4 1B 30 FC3-2 1-2 3-H 1B	F8			K		4	0	1	1	0	1	1
64 Jairo Asencio, R (8, 1)										0	0	0	0	0	0	0
23 Brandon Hicks, R (9, 5) OBP: 0.308, SLG: 0.360										0	0	0	0	0	0	0
4 Joe Mather, R (1, 8) OBP: 0.205, SLG: 0.150	P4			30 FC3-2 75 E 14 G5-3 1-2 2-3 1B	G5-3			K		4	1	1	0	0	1	1
(6, 5)																
(9, 9)																
75 Ed Lucas, R (1, 5) OBP: 0.378, SLG: 0.364		K		E5 14 G5-3 30 FC3-2 2 1B 1-2 2-3 3-H		G6-3		BB		3	1	0	1	1	1	2
(6, 6)																
11 Kenshin Kawakami, R (1, 1)		F9		FC3-2 14 G5-3 2 1B 1-2 2-3 3-Hf		G3		P5		1	0	0	0	0	0	0
30 Wilkin Ramirez, R (4, PH) OBP: 0.314, SLG: 0.471										1	1	0	0	0	0	3
50 Cristhian Martinez, R (4, 1)										0	0	0	0	0	0	0
1 Jordan Schafer, L (6, PH) OBP: 0.200, SLG: 0.283										2	0	0	0	0	0	1
(6, 8)																

	AB	38
	R	7
	H	10
	RBI	7
	BB	2
	SO	8
	LOB	16

Inning Stats																								
	R: 0 E: 0 K: 1 S: 5	H: 0 LOB: 0 BB: 0 P: 5	R: 0 E: 0 K: 0 S: 4	H: 1 LOB: 1 BB: 0 P: 4	R: 0 E: 0 K: 1 S: 5	H: 0 LOB: 0 BB: 0 P: 5	R: 7 E: 1 K: 1 S: 13	H: 7 LOB: 2 BB: 1 P: 18	R: 0 E: 0 K: 0 S: 3	H: 0 LOB: 0 BB: 0 P: 3	R: 0 E: 0 K: 0 S: 4	H: 1 LOB: 1 BB: 0 P: 4	R: 0 E: 0 K: 1 S: 5	H: 0 LOB: 0 BB: 0 P: 5	R: 0 E: 0 K: 2 S: 7	H: 0 LOB: 1 BB: 1 P: 11	R: 0 E: 0 K: 2 S: 8	H: 1 LOB: 1 BB: 0 P: 8	1B: 8 2B: 2 3B: 0 HR: 0	SF: 0 SAC: 0 DP: 0 HBP: 0	WP: 0 PB: 1 SB: 0 CS: 0	PA: 40		

PITCHER		IP	WLS	BF	H	R	ER	SO	BB	IBB	HBP	BLK	WP	HR	S	P	ERA	WHIP
34 Mike Pelfrey, R ERA: 6.38	(1, 1)	3.1		18	7	7	4	2	0	0	0	0	0	0	22	22	10.80	2.100
77 D.J. Carrasco, R ERA: 4.63	(4, 1)	2.2		11	2	0	0	1	1	0	0	0	0	0	12	17	0.00	1.125
23 Blaine Boyer, R ERA: 1.13	(7, 1)	2.0		7	0	0	0	3	1	0	0	0	0	0	12	16	0.00	0.500
39 Bobby Parnell, R ERA: 5.4	(9, 1)	1.0	W	4	1	0	0	2	0	0	0	0	0	0	8	8	0.00	1.000

PITCHER	IP	WLS	BF	H	R	ER	SO	BB	IBB	HBP	BLK	WP	HR	S	P	ERA	WHIP

Atlanta Braves @ New York Mets

Digital Domain Park, Port St. Lucie, FL

Mon Mar 21 2011, 1:10 PM - 4:11 PM EDT

Att. 5,003 - Partly Cloudy - 78 F

BOTTOM

Batter	1	2	3	4	5	6	7	8	9	AB	R	H	RBI	BB	SO	LOB
7 José Reyes, S (1, 6) OBP: 0.286, SLG: 0.256 25 Chin-Lung Hu, R (7, 6) OBP: 0.385, SLG: 0.382	L4		16 E 16 FC3 44 2B 3-H 1B		21 1B 44 1B 1B	F8			4 1B 12 1B 1-2 1B	4 1	2 1	2 1	1 0	0 0	0 0	2 0
16 Ángel Pagán, S (1, 8) OBP: 0.295, SLG: 0.452 23 Blaine Boyer, R (7, 1) 9 Ronny Paulino, R (9, 2) OBP: 0.200, SLG: 0.200	K		FC3 44 2B 1-3		K	K			F8 2-3	4 0 1	1 0 0	0 0 0	0 0 0	0 0 0	3 0 0	4 0 2
5 David Wright, R (1, 5) OBP: 0.300, SLG: 0.400 4 Brad Emaus, R (7, PR) OBP: 0.351, SLG: 0.313 (8, 4) Lorenzo Scott, L (9, PR)	F9		K		K		21 G3-6 1B		21 CS 1-3 3-H 1B	4 1 0	0 0 0	1 1 0	0 1 0	0 0 0	2 0 0	3 0 0
21 Lucas Duda, L (1, 9) OBP: 0.317, SLG: 0.426 96 Matthew den Dekker, L (9, PR) OBP: 0.429, SLG: 0.333		G6-3	44 2B HBP		44 1B 1-2 1B		G3-6 1-2f	1 SAFE B B B B	12 1B 28 1B 1-2 BB	3 0	0 1	1 0	0 0	1 0	0 0	1 0
44 Jason Bay, R (1, 7) OBP: 0.400, SLG: 0.389 12 Scott Hairston, R (8, 7) OBP: 0.500, SLG: 0.725		28 WP BB	1-3 2-H 3-H 2B		1-2 2-H 1B		F7		2 HBP 28 1B 3 1B 1-2 3-H 1B	3 1	0 1	2 1	3 1	1 0	0 0	1 0
28 Daniel Murphy, L (1, 3) OBP: 0.340, SLG: 0.431		K 1-2	G4-3		G4-3			L4	3 1B 2 HBP 1-2 2-H 1B	5	0	1	1	0	1	5
2 Justin Turner, R (1, 4) OBP: 0.275, SLG: 0.289 (8, 5)		P3		G3		G4-3		F8	3 1B 1-2 2-3 HBP	4	0	0	0	0	0	1
30 Josh Thole, L (1, 2) OBP: 0.442, SLG: 0.625 39 Bobby Parnell, R (9, 1) 3 Luis Hernandez, S (9, PH) OBP: 0.360, SLG: 0.391			34 G6-3 7 1B 2B	F8		22 BB BB		K	1-2 2-3 3-H 1B	3 0 1	1 0 0	1 0 1	0 0 1	1 0 0	1 0 0	0 0 0
34 Mike Pelfrey, R (1, 1) 77 D.J. Carrasco, R (4, 1) 22 Willie Harris, L (6, PH) OBP: 0.426, SLG: 0.590 (7, 8) 6 Nick Evans, R (9, PH) OBP: 0.339, SLG: 0.364			G6-3 2-3	K		1-2 BB			9 F8 25 1B 4 1B BB	1 1 0 0	0 0 0 1	0 0 0 0	0 0 0 1	0 0 1 0	0 1 0 0	1 0 0 0
Inning Stats	R: 0 E: 0 K: 1 S: 5 H: 0 LOB: 0 BB: 0 P: 5	R: 0 E: 0 K: 1 S: 5 H: 0 LOB: 1 BB: 1 P: 10	R: 3 E: 1 K: 1 S: 9 H: 3 LOB: 2 BB: 0 P: 10	R: 0 E: 0 K: 1 S: 5 H: 0 LOB: 0 BB: 0 P: 5	R: 1 E: 0 K: 2 S: 10 H: 3 LOB: 2 BB: 0 P: 10	R: 0 E: 0 K: 1 S: 5 H: 0 LOB: 2 BB: 2 P: 13	R: 0 E: 0 K: 0 S: 3 H: 1 LOB: 1 BB: 0 P: 3	R: 0 E: 0 K: 1 S: 5 H: 0 LOB: 0 BB: 0 P: 5	R: 4 E: 0 K: 0 S: 6 H: 5 LOB: 3 BB: 2 P: 18	1B: 10 2B: 2 3B: 0 HR: 0 SF: 0 SAC: 0 DP: 1 HBP: 2						

livebaseballscorecards.com

AB	37
R	8
H	12
RBI	8
BB	5
SO	8
LOB	20

WP: 1 PA: 44
PB: 0
SB: 0
CS: 1

PITCHER		IP	WLS	BF	H	R	ER	SO	BB	IBB	HBP	BLK	WP	HR	S	P	ERA	WHIP
11 Kenshin Kawakami, R ERA: 2.25	(1, 1)	3.0		15	3	3	1	3	1	0	1	0	1	0	19	25	3.00	1.333
50 Cristhian Martinez, R ERA: 2.45	(4, 1)	2.0		9	3	1	1	3	0	0	0	0	0	0	15	15	4.50	1.500
43 Scott Proctor, R ERA: 4.66	(6, 1)	1.0	H	5	0	0	0	1	2	0	0	0	0	0	5	13	0.00	2.000
61 Juan Abreu, R ERA: 0.96	(7, 1)	1.0	H	3	1	0	0	0	0	0	0	0	0	0	3	3	0.00	1.000
64 Jairo Asencio, R ERA: 0.82	(8, 1)	1.0	H	3	0	0	0	1	0	0	0	0	0	0	5	5	0.00	0.000

PITCHER		IP	WLS	BF	H	R	ER	SO	BB	IBB	HBP	BLK	WP	HR	S	P	ERA	WHIP
69 Brett Oberholtzer, L ERA: 5.4	(9, 1)	0.2	L	7	4	4	4	0	2	0	0	0	0	0	5	13	54.00	9.000
71 Mike Broadway, R ERA: 4.5	(9, 1)	0.0		2	1	0	0	0	0	0	1	0	0	0	1	5	∞	∞

Batter	1	2	3	4	5	6	7	8	9	10	11	AB	R	H	RBI	BB	SO	LOB
10 Dewayne Wise, L (1, 8) OBP: 0.314, SLG: 0.489	0-0 56 WP 56 G5-3 2B		0-0 F8		1-3 K 1-2 2-3		0-0 2-H 3-H 2B		0-0 G4-3			5	1	2	2	0	1	2
56 Osvaldo Martínez, R (1, 4) OBP: 0.262, SLG: 0.310 (6, 6)	1-0 G5-3 2-H		0-0 G4-3		0-0 G5-3		0-0 63 HBP 1B			0-3 K		5	0	1	1	0	1	2
20 Logan Morrison, L (1, 7) OBP: 0.308, SLG: 0.222 63 Josh Kroeger, L (7, PH) OBP: 0.250, SLG: 0.179 (7, 7)	4-0 22 FC6-4 BB		0-0 G3-1			0-0 G3-1	2-0 1-2 HBP			0-0 G3-1		2 1	0 0	0 0	0 0	1 0	0 0	0 0
15 Gaby Sanchez, R (1, 3) OBP: 0.480, SLG: 0.537 29 Greg Dobbs, L (6, 3) OBP: 0.400, SLG: 0.543	0-0 F7			0-0 G4-3		0-0 22 P3-4 1B	0-0 G6-3			0-0 2B		3 2	0 0	1 1	0 0	0 0	0 0	1 2
22 Donnie Murphy, R (1, PH) ran for Ricky Nolasco 31 Burke Badenhop, R (8, 1) 40 Mike Dunn, L (7, 1) 12 Ruben Gotay, S (8, PH) 46 Juan Carlos Oviedo, R (9, 1) 62 Victor Garate, L (9, 1) 92 Miguel Fermin, R (10, PH) 57 Frank Mata, R (10, 1) 91 Todd Doolittle, R (11, 1)	0-0 FC6-4 1-2f			0-3 K		0-0 P3-4 1-1f		0-3 K		0-0 F9		3 0 0 1 0 0 0 1 0	0 0 0 0 0 0 0 0 0	0 0 0 0 0 0 0 0 0	0 0 0 0 0 0 0 0 0	0 0 0 1 0 0 0 1 0	1 0 0 0 0 0 0 0 0	2 0 0 0 0 0 0 1 0
33 Scott Cousins, L (1, 9) OBP: 0.240, SLG: 0.286		0-3 K		0-3 K			0-0 78 1B 1 G4-3 2B	0-3 K			0-0 G3	5	1	1	0	0	3	0
9 Brett Hayes, R (1, 2) OBP: 0.333, SLG: 0.333 6 Brad Davis, R (7, 2) OBP: 0.208, SLG: 0.182	0-0 78 G4-3 2B		0-0 47 FC1-5 78 BB 1B				4-0 1 G4-3 78 1B 10 2B BB	0-0 G6-3			0-0 1B	2 2	1 0	2 1	0 0	1 0	0 0	0 0
78 Matt Dominguez, R (1, 5) OBP: 0.292, SLG: 0.357 21 John Baker, L (9, PH) OBP: 0.227, SLG: 0.238 3 Joe Thurston, L (9, 4) OBP: 0.367, SLG: 0.423	0-0 G4-3 2-3				4-0 10 WP 47 FC1-5 1-2 BB		0-0 1 G4-3 10 2B 1-2 2-3 1B		0-0 G6-3		0-0 F8	2 1 1	1 0 0	1 0 0	0 0 0	1 0 0	0 0 0	1 0 1
47 Ricky Nolasco, R (1, 1) 1 Emilio Bonifácio, S (6, 4) OBP: 0.263, SLG: 0.291 (9, 5)	0-0 G1-3		0-0 FC1-5 10 WP 1-2 2-3f				0-0 G4-3 1-2 2-3 3-H		0-3 K		0-0 G6-3	2 3	0 0	0 0	0 1	0 0	0 1	3 3
Inning Stats	R: 1 H: 1 E: 0 LOB: 1 K: 0 BB: 1 S: 4 P: 9	R: 0 H: 1 E: 0 LOB: 1 K: 1 BB: 0 S: 6 P: 6	R: 0 H: 0 E: 0 LOB: 0 K: 0 BB: 0 S: 3 P: 3	R: 0 H: 0 E: 0 LOB: 0 K: 2 BB: 0 S: 7 P: 7	R: 0 H: 1 E: 0 LOB: 2 K: 1 BB: 1 S: 6 P: 11	R: 0 H: 1 E: 0 LOB: 0 K: 0 BB: 0 S: 3 P: 3	R: 3 H: 4 E: 0 LOB: 2 K: 0 BB: 1 S: 6 P: 12	R: 0 H: 0 E: 0 LOB: 0 K: 2 BB: 0 S: 7 P: 7	R: 0 H: 0 E: 0 LOB: 0 K: 1 BB: 0 S: 5 P: 5	R: 0 H: 1 E: 0 LOB: 1 K: 1 BB: 0 S: 6 P: 6	R: 0 H: 1 E: 0 LOB: 1 K: 0 BB: 0 S: 4 P: 4	1B: 5 SF: 0 2B: 6 SAC: 0 3B: 0 DP: 1 HR: 0 HBP: 1						

PITCHER		IP	WLS	BF	H	R	ER	SO	BB	IBB	HBP	BLK	WP	HR	S	P	ERA	WHIP
15 Tim Hudson, R ERA: 1.35	(1, 1)	6.0		23	4	1	1	4	2	0	0	0	2	0	29	39	1.50	1.000
52 George Sherrill, L ERA: 7.88	(7, 1)	1.0	B	8	4	3	3	0	1	0	1	0	0	0	6	12	27.00	5.000
39 Jonny Venters, L ERA:	(8, 1)	1.0		3	0	0	0	2	0	0	0	0	0	0	7	7	0.00	0.000
46 Craig Kimbrel, R ERA: 3.86	(9, 1)	1.0		3	0	0	0	1	0	0	0	0	0	0	5	5	0.00	0.000
61 Juan Abreu, R ERA: 0.87	(10, 1)	1.0		4	1	0	0	1	0	0	0	0	0	0	6	6	0.00	1.000

PITCHER		IP	WLS	BF	H	R	ER	SO	BB	IBB	HBP	BLK	WP	HR	S	P	ERA	WHIP
64 Jairo Asencio, R ERA: 0.75	(11, 1)	1.0		4	1	0	0	0	0	0	0	0	0	0	4	4	0.00	1.000

TOP

Florida Marlins @ Atlanta Braves

Champion Stadium, Lake Buena Vista, FL

Wed Mar 23 2011, 1:07 PM - 4:07 PM EDT

Att. 9,127 - Sunny - 75 F

livebaseballscorecards.com

AB	41
R	4
H	10
RBI	4
BB	3
SO	8
LOB	18

PA: 45

WP: 2
PB: 0
SB: 0
CS: 0

Batter	1	2	3	4	5	6	7	8	9	10	11	AB	R	H	RBI	BB	SO	LOB
14 Martín Prado, R (1, 7) OBP: 0.329, SLG: 0.354	G3		G4-3		13 G4-3 1B		G5-3			F9		4	0	1	0	0	0	2
39 Jonny Venters, L (8, 1)												0	0	0	0	0	0	0
75 Ed Lucas, R (9, 5) OBP: 0.368, SLG: 0.353												1	0	0	0	0	0	0
13 Nate McLouth, L (1, 8) OBP: 0.431, SLG: 0.457	10 L6-4 2B		10 2B 2-H 1B		G4-3 1-2 2-3			F7		G4-3		5	1	2	1	0	0	2
10 Chipper Jones, S (1, 5) OBP: 0.448, SLG: 0.722	L6-4 2-2										P5	4	0	1	1	0	2	3
46 Craig Kimbrel, R (9, 1)												0	0	0	0	0	0	0
30 Wilkin Ramirez, R (10, 7) OBP: 0.306, SLG: 0.457			1-H 2B									1	0	0	0	0	0	0
16 Brian McCann, L (1, 2) OBP: 0.229, SLG: 0.326		G4-3	F7					F9			F8	4	0	0	0	0	1	1
27 J.C. Boscan, R (10, 2) OBP: 0.286, SLG: 0.286												1	0	0	0	0	0	0
26 Dan Uggla, R (1, 4) OBP: 0.279, SLG: 0.255				F8								3	0	0	0	0	2	0
52 George Sherrill, L (7, 1)												0	0	0	0	0	0	0
17 Matt Young, L (8, 7) OBP: 0.359, SLG: 0.226												0	0	0	0	0	0	0
4 Joe Mather, R (9, PH) OBP: 0.196, SLG: 0.143												2	0	0	0	0	2	0
(10, 3)																		
22 Jason Heyward, L (1, 9) OBP: 0.522, SLG: 0.571				G4-3		F7			P6			4	0	0	0	0	1	0
2 Alex Gonzalez, R (1, 6) OBP: 0.328, SLG: 0.386			F8	G5-3								2	0	0	0	1	0	0
23 Brandon Hicks, R (8, 6) OBP: 0.333, SLG: 0.500						BB			HR			1	1	1	1	0	0	0
5 Freddie Freeman, L (1, 3) OBP: 0.313, SLG: 0.403			HR		F7			P5				4	1	1	1	0	0	1
61 Juan Abreu, R (10, 1)												0	0	0	0	0	0	0
64 Jairo Asencio, R (11, 1)												0	0	0	0	0	0	0
15 Tim Hudson, R (1, 1) OBP: 0.333, SLG: 0.333			14 G4-3 13 1B 1B		13 G4-3 14 1B 1B							2	1	2	0	0	0	0
7 Brooks Conrad, S (7, 4) OBP: 0.227, SLG: 0.286												2	0	0	0	0	2	1

BOTTOM

Florida Marlins @ Atlanta Braves

Champion Stadium, Lake Buena Vista, FL

Wed Mar 23 2011, 1:07 PM - 4:07 PM EDT

Att. 9,127 - Sunny - 75 F

livebaseballscorecards.com

AB	40
R	4
H	8
RBI	4
BB	1
SO	10
LOB	10

Inning Stats	1	2	3	4	5	6	7	8	9	10	11
	R: 0 E: 0 K: 0 S: 3	R: 0 E: 0 K: 2 S: 7	R: 3 E: 0 K: 0 S: 7	R: 0 E: 0 K: 0 S: 3	R: 0 E: 0 K: 1 S: 7	R: 0 E: 0 K: 2 S: 6	R: 0 E: 0 K: 1 S: 5	R: 0 E: 0 K: 1 S: 5	R: 1 E: 0 K: 1 S: 7	R: 0 E: 0 K: 1 S: 5	R: 0 E: 0 K: 1 S: 5
	H: 1 LOB: 0 BB: 0 P: 3	H: 0 LOB: 0 BB: 0 P: 7	H: 4 LOB: 1 BB: 0 P: 7	H: 0 LOB: 0 BB: 0 P: 3	H: 2 LOB: 2 BB: 0 P: 7	H: 0 LOB: 0 BB: 1 P: 6	H: 0 LOB: 1 BB: 1 P: 9	H: 0 LOB: 0 BB: 0 P: 5	H: 1 LOB: 0 BB: 0 P: 8	H: 0 LOB: 0 BB: 0 P: 5	H: 0 LOB: 0 BB: 0 P: 5

1B: 4	SF: 0
2B: 3	SAC: 0
3B: 0	DP: 1
HR: 2	HBP: 0

WP: 0	PA: 41
PB: 0	
SB: 0	
CS: 0	

PITCHER		IP	WLS	BF	H	R	ER	SO	BB	IBB	HBP	BLK	WP	HR	S	P	ERA	WHIP
47 Ricky Nolasco, R ERA: 14.0	(1, 1)	5.0		21	7	3	3	3	0	0	0	0	0	1	27	27	5.40	1.400
31 Burke Badenhop, R ERA: 2.7	(6, 1)	1.0		3	0	0	0	2	0	0	0	0	0	0	6	6	0.00	0.000
40 Mike Dunn, L ERA: 7.04	(7, 1)	1.0	H	4	0	0	0	1	1	0	0	0	0	0	5	9	0.00	1.000
46 Juan Carlos Oviedo, R ERA: 1.5	(8, 1)	1.0	H	3	0	0	0	1	0	0	0	0	0	0	5	5	0.00	0.000
62 Victor Garate, L ERA: 1.5	(9, 1)	1.0	B	4	1	1	1	1	0	0	0	0	0	1	7	8	9.00	1.000

PITCHER		IP	WLS	BF	H	R	ER	SO	BB	IBB	HBP	BLK	WP	HR	S	P	ERA	WHIP
57 Frank Mata, R ERA:	(10, 1)	1.0		3	0	0	0	1	0	0	0	0	0	0	5	5	0.00	0.000
91 Todd Doolittle, R ERA:	(11, 1)	1.0		3	0	0	0	1	0	0	0	0	0	0	5	5	0.00	0.000

Atlanta Braves @ Toronto Blue Jays

Florida Auto Exchange Stadium, Dunedin, FL

Thu Mar 24 2011, 1:07 PM - 3:42 PM EDT

Att. 4,285 - Cloudy - 76 F

TOP

livebaseballscorecards.com

Batter	1	2	3	4	5	6	7	8	9	AB	R	H	RBI	BB	SO	LOB
17 Matt Young, L (1, 8) (7, 7) OBP: 0.372, SLG: 0.235	26 CS 1B			G1-3		E4 23 1B 22 1B 1-2	BBBB 4-0 BB			3	1	1	0	1	0	1
2 Alex Gonzalez, R (1, 6) SSS 0-3 K (5, 5) (7, 6) OBP: 0.333, SLG: 0.407				0-0 2B		0-0 22 1B 26 HR 1-2 2-H 1B	0-0 F8			2	0	1	0	0	1	1
23 Brandon Hicks, R OBP: 0.345, SLG: 0.500										2	1	1	1	0	0	2
22 Jason Heyward, L (1, 9) CCC 0-3 K (6, 9) OBP: 0.510, SLG: 0.553				SSS 0-3 K		0-0 26 HR 1-3 2-H 1B		0-0 G3		3	1	1	1	0	2	2
Jordan Schafer, L OBP: 0.196, SLG: 0.278										1	0	0	0	0	0	0
26 Dan Uggla, R (1, 4) OBP: 0.281, SLG: 0.310	1 SAFE 0-0 CS 1-2	0-0 F8		0-0 F9		BSSX 1-2 1-H 3-H HR		0-0 G6-3		3	1	1	3	0	0	1
Diory Hernandez, R (6, 4) OBP: 0.290, SLG: 0.414										1	0	0	0	0	0	0
20 Eric Hinske, L (1, 10) OBP: 0.244, SLG: 0.317		0-0 G3			0-0 P6	0-0 F8		0-0 F7		4	0	0	0	0	0	0
8 David Ross, R (1, 2) OBP: 0.341, SLG: 0.263		CCC 0-3 K			0-0 P6	0-0 G5-3			0-0 G1-3	3	0	0	0	0	1	0
27 J.C. Boscan, R (6, 2) OBP: 0.267, SLG: 0.267										1	0	0	0	0	0	0
5 Freddie Freeman, L (1, 3) OBP: 0.300, SLG: 0.385			0-0 F8		0-0 G4-3		0-0 F7		0-0 2B	3	0	0	0	0	0	0
7 Brooks Conrad, S (7, 5) OBP: 0.244, SLG: 0.326										1	0	1	0	0	0	0
75 Ed Lucas, R (1, 5) (5, 6) (7, 3) OBP: 0.333, SLG: 0.316			CCC 0-3 K			0-0 P4	0-0 F9		CCC 0-3 K	4	0	0	0	0	2	1
4 Joe Mather, R (1, 7) OBP: 0.224, SLG: 0.200			0-0 L7			0-0 17 E 23 1B 1B	0-0 2B		0-0 F9	3	1	2	0	0	0	0
87 Cory Harrilchak, L (7, PR) (7, 8)										1	0	0	0	0	0	1

	AB	35
	R	5
	H	8
	RBI	5
	BB	1
	SO	6
	LOB	9

Inning Stats	1	2	3	4	5	6	7	8	9
	R: 0 E: 0 K: 2 S: 7	H: 1 LOB: 0 BB: 0 P: 7	R: 0 E: 0 K: 1 S: 5	H: 0 LOB: 0 BB: 0 P: 5	R: 0 E: 0 K: 1 S: 5	H: 0 LOB: 0 BB: 0 P: 5	R: 0 E: 0 K: 1 S: 6	H: 1 LOB: 1 BB: 0 P: 6	R: 0 E: 0 K: 0 S: 3	H: 0 LOB: 0 BB: 0 P: 3	R: 5 E: 1 K: 0 S: 10	H: 4 LOB: 0 BB: 0 P: 11	R: 0 E: 0 K: 0 S: 4	H: 1 LOB: 2 BB: 1 P: 8	R: 0 E: 0 K: 0 S: 3	H: 0 LOB: 0 BB: 0 P: 3	R: 0 E: 0 K: 1 S: 6	H: 1 LOB: 1 BB: 0 P: 6

| | | | | | | | | | |

Atlanta Braves @ Toronto Blue Jays

Florida Auto Exchange Stadium, Dunedin, FL

Thu Mar 24 2011, 1:07 PM - 3:42 PM EDT

Att. 4,285 - Cloudy - 76 F

BOTTOM

Batter	1	2	3	4	5	6	7	8	9	AB	R	H	RBI	BB	SO	LOB
16 Corey Patterson, L (1, 8) OBP: 0.196, SLG: 0.261	G3-1			E1	F9 1-2 2-3		K		K	3	1	0	0	0	0	2
11 Rajai Davis, R (6, 8) OBP: 0.377, SLG: 0.681				5 S 5 WP						2	0	0	0	0	2	2
5 Yunel Escobar, R (1, 6) OBP: 0.436, SLG: 0.440	G4-3			L8 2-H	P3			K	P4	3	0	0	0	0	0	2
68 Jonathan Diaz, R (6, 6) OBP: 0.238, SLG: 0.244										2	0	0	0	0	1	2
19 José Bautista, R (1, 5) OBP: 0.404, SLG: 0.705	K			HR	K			62 E 3B		3	1	1	1	0	2	2
Craig Stansberry, R (6, 5) OBP: 0.333, SLG: 1.000										1	1	1	0	0	0	0
26 Adam Lind, L (1, 10) OBP: 0.408, SLG: 0.523		K		G6-3		L3		E3 18 FC6-4 3-H		3	0	0	0	0	1	0
62 Eric Thames, L (8, PH) OBP: 0.328, SLG: 0.429										1	0	0	1	0	0	0
(9, 10)																
2 Aaron Hill, R (1, 4) OBP: 0.250, SLG: 0.429		G1-4-3		10 1B 1B		G6-3		FC6-4 1-2f		2	0	1	0	0	0	0
18 Mike McCoy, R (4, PR) OBP: 0.333, SLG: 0.425										2	0	0	0	0	0	1
(5, 4)																
10 Edwin Encarnación, R (1, 3) OBP: 0.278, SLG: 0.549		G5-3		1-3 1B		1B		F8		3	0	2	0	0	0	0
28 David Cooper, L (6, PR) OBP: 0.366, SLG: 0.500										1	0	0	0	0	0	1
(7, 3)																
45 Travis Snider, L (1, 7) OBP: 0.386, SLG: 0.500		K		G1		F8			14 SH1-4 BB 1B	3	0	0	0	0	1	3
Danny Perales, L (7, 7) OBP: 1.000, SLG: 1.000										1	0	1	0	0	0	0
20 Juan Rivera, R (1, 9) OBP: 0.426, SLG: 0.591		9 G5-4-3 1B			16 S 2B		G1-3		14 SH1-4 1-2 BB	3	0	2	0	0	0	0
Adam Loewen, L (8, 9) OBP: 0.455, SLG: 0.500										0	0	0	0	1	0	0
9 J.P. Arencibia, R (1, 2) OBP: 0.273, SLG: 0.174		G5-4-3 1-2f			16 S HBP		K		SH1-4 1-2 2-3	1	0	0	0	0	0	1
14 Ryan Budde, R (7, 2) OBP: 0.100, SLG: 0.053										1	0	0	0	0	1	0

Inning Stats									
	R: 0 H: 0 E: 0 LOB: 0 K: 1 BB: 0 S: 5 P: 5	R: 0 H: 0 E: 0 LOB: 0 K: 1 BB: 0 S: 5 P: 5	R: 0 H: 1 E: 0 LOB: 0 K: 1 BB: 0 S: 5 P: 5	R: 2 H: 3 E: 1 LOB: 2 K: 0 BB: 0 S: 10 P: 12	R: 0 H: 1 E: 0 LOB: 2 K: 1 BB: 0 S: 7 P: 8	R: 0 H: 1 E: 0 LOB: 1 K: 0 BB: 0 S: 4 P: 4	R: 0 H: 0 E: 0 LOB: 0 K: 2 BB: 0 S: 7 P: 7	R: 1 H: 1 E: 1 LOB: 1 K: 1 BB: 0 S: 7 P: 7	R: 0 H: 1 E: 0 LOB: 2 K: 1 BB: 1 S: 8 P: 12

	AB	35
	R	3
	H	8
	RBI	2
	BB	1
	SO	8
	LOB	16

	1B: 5	SF: 0	WP: 1	PA: 38
	2B: 1	SAC: 1	PB: 0	
	3B: 1	DP: 1	SB: 3	
	HR: 1	HBP: 1	CS: 0	

livebaseballscorecards.com

PITCHER		IP	WLS	BF	H	R	ER	SO	BB	IBB	HBP	BLK	WP	HR	S	P	ERA	WHIP
49 Jair Jurrjens, R ERA: 3.43	(1, 1)	1.0		3	0	0	0	1	0	0	0	0	0	0	5	5	0.00	0.000
58 Peter Moylan, R ERA: 2.08	(2, 1)	2.0		6	1	0	0	2	0	0	0	0	0	0	10	10	0.00	0.500
43 Scott Proctor, R ERA: 5.06	(4, 1)	1.0		7	3	2	1	0	0	0	0	0	1	1	10	12	9.00	3.000
Juan Abreu, R ERA: 0.79	(5, 1)	1.0	W	5	1	0	0	1	0	0	1	0	0	0	7	8	0.00	1.000
Jairo Asencio, R ERA: 0.69	(6, 1)	1.0	H	4	1	0	0	0	0	0	0	0	0	0	4	4	0.00	1.000

PITCHER		IP	WLS	BF	H	R	ER	SO	BB	IBB	HBP	BLK	WP	HR	S	P	ERA	WHIP
93 Todd Redmond, R ERA: 2.25	(7, 1)	3.0	S	13	2	1	1	4	1	0	0	0	0	0	22	26	3.00	1.000

Batter	1	2	3	4	5	6	7	8	9	AB	R	H	RBI	BB	SO	LOB
14 Martín Prado, R (1, 7) OBP: 0.338, SLG: 0.362	F7		13 1B 1-2 1B		G5-3			13 G4-6-3 1B		4	0	2	0	0	0	1
46 Craig Kimbrel, R (8, 1)										0	0	0	0	0	0	0
13 Nate McLouth, L (1, 8) OBP: 0.435, SLG: 0.460	G4-3		1-2 2-3 1B			1B		G4-6-3 1-2f		4	0	2	0	0	0	1
20 L.V. Ware, R (8, 8)										0	0	0	0	0	0	0
16 Brian McCann, L (1, 2) OBP: 0.212, SLG: 0.300	K		G3			P4		F7		4	0	0	0	0	1	4
74 Braeden Schlehuber, R (8, 2)										0	0	0	0	0	0	0
30 Wilkin Ramirez, R (1, 9) OBP: 0.275, SLG: 0.410		G5-3		G5-3		K			G4-3	4	0	0	0	0	1	1
5 Freddie Freeman, L (1, 3) OBP: 0.288, SLG: 0.368		G2-3		L4		G4-3			K	3	0	0	0	0	0	1
50 Cristhian Martinez, R (6, 1)										0	0	0	0	0	0	0
92 Adam Milligan, L (8, 7)										1	0	0	0	0	1	0
7 Brooks Conrad, S (1, 4) OBP: 0.245, SLG: 0.340		F9		F7			75 G4-3 23 1B 2B		K	4	1	1	0	0	1	0
75 Ed Lucas, R (1, 6) OBP: 0.311, SLG: 0.293			F9		K		G4-3 2-3			3	0	0	0	0	1	1
(6, 3)																
23 Brandon Hicks, R (1, 5) OBP: 0.375, SLG: 0.548			K		40 G3-1 2B		15 G6-4-3 3-H 1B			3	0	2	1	0	1	0
(6, 6)																
40 Rodrigo Lopez, R (1, 1) OBP: 0.250, SLG: 0.250			13 1B 14 1B 1B		G3-1 2-3		G6-4-3 1-2f			2	0	1	0	0	0	1
15 Donell Linares, R (6, 5)										1	0	0	0	0	0	1
Inning Stats	R: 0 E: 0 K: 1 S: 5 H: 0 LOB: 0 BB: 0 P: 5	R: 0 E: 0 K: 0 S: 3 H: 0 LOB: 0 BB: 0 P: 3	R: 0 E: 0 K: 1 S: 8 H: 3 LOB: 3 BB: 0 P: 8	R: 0 E: 0 K: 0 S: 3 H: 0 LOB: 0 BB: 0 P: 3	R: 0 E: 0 K: 1 S: 6 H: 1 LOB: 1 BB: 0 P: 6	R: 0 E: 0 K: 1 S: 6 H: 1 LOB: 1 BB: 0 P: 6	R: 1 E: 0 K: 0 S: 4 H: 2 LOB: 0 BB: 0 P: 4	R: 0 E: 0 K: 0 S: 3 H: 1 LOB: 0 BB: 0 P: 3	R: 0 E: 0 K: 2 S: 7 H: 0 LOB: 0 BB: 0 P: 7	1B: 6 2B: 2 3B: 0 HR: 0	SF: 0 SAC: 0 DP: 2 HBP: 0						

TOP

Atlanta Braves @ Philadelphia Phillies

Bright House Field, Clearwater, FL

Fri Mar 25 2011, 1:07 PM - 3:29 PM EDT

Att. 10,621 - Sunny - 75 F

livebaseballscorecards.com

AB	33
R	1
H	8
RBI	1
BB	0
SO	6
LOB	11

WP: 0 PB: 0 SB: 0 CS: 0 PA: 33

PITCHER		IP	WLS	BF	H	R	ER	SO	BB	IBB	HBP	BLK	WP	HR	S	P	ERA	WHIP
56 Joe Blanton, R ERA: 3.21	(1, 1)	6.0	W	23	5	0	0	4	0	0	0	0	0	0	31	31	0.00	0.833
55 Danys Baez, R ERA: 2.92	(7, 1)	1.0	H	4	2	1	1	0	0	0	0	0	0	0	4	4	9.00	2.000
46 Ryan Madson, R ERA: 2.61	(8, 1)	1.0	H	3	1	0	0	0	0	0	0	0	0	0	3	3	0.00	1.000
52 Jose Contreras, R ERA: 2.25	(9, 1)	1.0	S	3	0	0	0	2	0	0	0	0	0	0	7	7	0.00	0.000

PITCHER	IP	WLS	BF	H	R	ER	SO	BB	IBB	HBP	BLK	WP	HR	S	P	ERA	WHIP

BOTTOM

Atlanta Braves @ Philadelphia Phillies

Bright House Field, Clearwater, FL

Fri Mar 25 2011, 1:07 PM - 3:29 PM EDT

Att. 10,621 - Sunny - 75 F

livebaseballscorecards.com

Batter	1	2	3	4	5	6	7	8	9	AB	R	H	RBI	BB	SO	LOB
8 Shane Victorino, S (1, 8) OBP: 0.371, SLG: 0.545	F9		L4		K	G4-3		FC6-4 1-2f		4	0	0	0	0	1	3
55 Danys Baez, R (7, 1)										0	0	0	0	0	0	0
21 Wilson Valdez, R (8, 4) OBP: 0.418, SLG: 0.490										1	0	0	0	0	0	2
3 Luis Castillo, S (1, 4) OBP: 0.326, SLG: 0.237	11 HR BB		F7		6 BB 1-2 BB		7 G1-4-3 1B			2	1	1	0	2	0	0
46 Ryan Madson, L (8, 1)										0	0	0	0	0	0	0
52 Jose Contreras, R (9, 1)										0	0	0	0	0	0	0
11 Jimmy Rollins, S (1, 6) OBP: 0.301, SLG: 0.382	1-H HR		6 3B 1B		F7		G1-4-3 1-2			3	2	2	2	0	0	2
7 Michael Martinez, S (6, 6) OBP: 0.288, SLG: 0.413										1	0	0	0	0	0	1
6 Ryan Howard, L (1, 3) OBP: 0.323, SLG: 0.593	F7		1-H 3B		1-2 2-3 BB		F7			2	0	1	1	1	0	0
7 Ross Gload, L (6, 3) OBP: 0.358, SLG: 0.500										1	0	0	0	0	0	1
27 Placido Polanco, R (1, 5) OBP: 0.238, SLG: 0.205	G6-3		F9		F9		L4			2	0	0	0	0	0	1
60 Pete Orr, L (4, 5) OBP: 0.283, SLG: 0.522										2	0	0	0	0	0	4
29 Raul Ibanez, L (1, 7) OBP: 0.306, SLG: 0.458		K		F9		F8		61 E 1B		3	0	0	0	0	1	0
15 John Mayberry Jr., R (7, 9) OBP: 0.365, SLG: 0.632										1	0	1	0	0	0	0
10 Ben Francisco, R (1, 9) OBP: 0.462, SLG: 0.618	1B		P5			24 BB BB		P4 1-2		2	0	1	0	1	0	0
61 Josh Barfield, R (7, 8) OBP: 0.320, SLG: 0.400										1	0	0	0	0	0	1
23 Brian Schneider, L (1, 2) OBP: 0.400, SLG: 0.500	P4		G4-3			K		21 FC6-4 BB		3	0	0	0	1	1	2
56 Joe Blanton, R (1, 1) OBP: 0.333, SLG: 0.333	K				6 BB 3 BB 1B	1-2 BB		F6		2	0	1	0	0	1	1
24 Delwyn Young, S (6, PH) OBP: 0.351, SLG: 0.396										1	0	0	0	1	0	2
										7)						

Inning Stats	1	2	3	4	5	6	7	8	9
	R: 2 H: 1 E: 0 LOB: 0 K: 0 BB: 1 S: 6 P: 12	R: 0 H: 1 E: 0 LOB: 1 K: 2 BB: 0 S: 8 P: 8	R: 1 H: 2 E: 0 LOB: 1 K: 0 BB: 0 S: 5 P: 5	R: 0 H: 0 E: 0 LOB: 0 K: 0 BB: 0 S: 3 P: 3	R: 0 H: 1 E: 0 LOB: 3 K: 1 BB: 2 S: 6 P: 14	R: 0 H: 0 E: 0 LOB: 2 K: 1 BB: 2 S: 5 P: 13	R: 0 H: 1 E: 0 LOB: 1 K: 0 BB: 0 S: 4 P: 4	R: 0 H: 1 E: 1 LOB: 2 K: 0 BB: 1 S: 4 P: 9	

1B: 5	SF: 0
2B: 0	SAC: 0
3B: 1	DP: 0
HR: 1	HBP: 0

WP: 0	PA: 37
PB: 0	
SB: 0	
CS: 0	

	AB	31
	R	3
	H	7
	RBI	3
	BB	6
	SO	4
	LOB	20

PITCHER		IP	WLS	BF	H	R	ER	SO	BB	IBB	HBP	BLK	WP	HR	S	P	ERA	WHIP
40 Rodrigo Lopez, R ERA: 3.86	(1, 1)	5.0	L	23	5	3	3	3	3	0	0	0	0	1	28	42	5.40	1.600
50 Cristhian Martinez, R ERA: 2.08	(6, 1)	2.0		9	1	0	0	1	2	0	0	0	0	0	9	17	0.00	1.500
46 Craig Kimbrel, R ERA: 3.48	(8, 1)	1.0		5	1	0	0	0	1	0	0	0	0	0	4	9	0.00	2.000

PITCHER	IP	WLS	BF	H	R	ER	SO	BB	IBB	HBP	BLK	WP	HR	S	P	ERA	WHIP

Batter	1	2	3	4	5	6	7	8	9	AB	R	H	RBI	BB	SO	LOB
14 Austin Jackson, R (1, 8) OBP: 0.358, SLG: 0.298	S S S 0-3 K 28 L3		C C C 0-3 K ③			X 0-0 F9 ②		B C C C 1-3 K ① 1-2		4	0	0	0	0	3	3
26 Michael Rockett, R (8, 8)										0	0	0	0	0	0	0
28 Will Rhymes, L (1, 4) OBP: 0.300, SLG: 0.333	X 0-0 L3 ① ② 1-1			B B B B 4-0 30 G6-4-3 BB		S S S 0-3 K ③		X 0-0 SF9 ② 2-3 3-H		2	0	0	1	1	1	1
30 Magglio Ordonez, R (1, 9) OBP: 0.260, SLG: 0.333	X 0-0 G6-3 ③			X 0-0 G6-4-3 ① ② 1-2f			X 0-0 F9 ①	B B B B 4-0 3-H BB		3	0	0	0	0	0	1
57 Casper Wells, R (7, 9) OBP: 0.451, SLG: 0.525				X 0-0 G6-3 ③			X 0-0 41 E 41 FC4 27 WP 1B	X 0-0 P3 ③		0	0	0	0	1	0	0
24 Miguel Cabrera, R (1, 3) OBP: 0.343, SLG: 0.565		X 0-0 2B								3	0	2	0	0	0	0
32 Don Kelly, L (7, PR) (7, 3) OBP: 0.382, SLG: 0.420										1	1	0	0	0	0	2
41 Victor Martinez, S (1, 2) OBP: 0.355, SLG: 0.418		X 0-0 F9 ①			X 0-0 F8 ①		X 0-0 FC4 27 WP 1-3		X 0-0 G6-3 ①	3	0	0	0	0	0	2
18 Billy Alvino, R (7, 2)										1	0	0	0	0	0	0
25 Ryan Raburn, R (1, 7) OBP: 0.358, SLG: 0.542		X 0-0 G6-3 ②			S S S 0-3 K ②		S C C 0-3 K ②		X 0-0 G3-1 ②	4	0	0	0	0	2	3
27 Jhonny Peralta, R (1, 6) OBP: 0.271, SLG: 0.321		X 0-0 F9 ③			X 0-0 1B		B X 1-0 G6-3 ③ 1-2 3-H		S S S 0-3 K ③	3	0	1	0	0	0	2
21 Enrique Gonzalez, R (7, 1)										0	0	0	0	0	0	0
39 Ramon Santiago, S (9, PH) OBP: 0.438, SLG: 0.500										1	0	0	0	0	1	0
15 Brandon Inge, R (1, 5) OBP: 0.286, SLG: 0.385			X 0-0 G5-3 ①		X 0-0 G5-3 ③			X 0-0 29 1B 28 SF9 2B		3	0	1	0	0	0	1
76 Dixon Machado, R (8, PR) (8, 6)										0	1	0	0	0	0	0
78 Adam Wilk, L (1, 1)			S C C 0-3 K ②			S S S 0-3 K2-3 ①		X 0-0 28 SF9 14 WP 57 WP 2-3 1B		1	0	0	0	0	1	0
60 Brayan Villarreal, R (4, 1)										0	0	0	0	0	0	0
79 Brendan Wise, L (5, 1)										0	0	0	0	0	0	0
72 Andy Dirks, L (6, PH) OBP: 0.397, SLG: 0.561										1	0	0	0	0	1	0
55 Daniel Schlereth, L (6, 1)										0	0	0	0	0	0	0
29 Danny Worth, R (7, 6) OBP: 0.390, SLG: 0.556 (8, 5)										1	1	1	0	0	0	0
Inning Stats	R: 0 E: 0 K: 1 S: 5 H: 0 LOB: 0 BB: 0 P: 5	R: 0 E: 0 K: 0 S: 4 H: 1 LOB: 1 BB: 0 P: 4	R: 0 E: 0 K: 2 S: 7 H: 0 LOB: 0 BB: 0 P: 7	R: 0 E: 0 K: 0 S: 2 H: 0 LOB: 0 BB: 1 P: 6	R: 0 E: 0 K: 1 S: 6 H: 1 LOB: 1 BB: 0 P: 6	R: 0 E: 0 K: 2 S: 7 H: 0 LOB: 0 BB: 0 P: 7	R: 1 E: 1 K: 1 S: 7 H: 1 LOB: 2 BB: 0 P: 8	R: 2 E: 0 K: 1 S: 7 H: 2 LOB: 2 BB: 1 P: 12	R: 0 E: 0 K: 1 S: 5 H: 0 LOB: 0 BB: 0 P: 5	1B: 3 2B: 3 3B: 0 HR: 0	SF: 1 SAC: 0 DP: 2 HBP: 0					

PITCHER		IP	WLS	BF	H	R	ER	SO	BB	IBB	HBP	BLK	WP	HR	S	P	ERA	WHIP
37 Brandon Beachy, R ERA: 1.13	(1, 1)	6.0	W	20	2	0	0	6	1	0	0	0	1	0	31	35	0.00	0.500
19 Scott Linebrink, R ERA: 3.38	(7, 1)	1.0		5	1	1	0	1	0	0	0	0	1	0	7	8	0.00	1.000
52 George Sherrill, L ERA: 9.0	(8, 1)	1.0		6	2	2	2	1	1	0	0	0	2	0	7	12	18.00	3.000
34 Eric O'Flaherty, L ERA:	(9, 1)	1.0		3	0	0	0	1	0	0	0	0	0	0	5	5	0.00	0.000

PITCHER	IP	WLS	BF	H	R	ER	SO	BB	IBB	HBP	BLK	WP	HR	S	P	ERA	WHIP

TOP

Detroit Tigers @ Atlanta Braves

Champion Stadium, Lake Buena Vista, FL

Fri Mar 25 2011, 6:09 PM - 8:41 PM EDT

Att. 8,183 - Clear - 85 F

livebaseballscorecards.com

AB	31
R	3
H	5
RBI	1
BB	2
SO	9
LOB	15

WP: 4 PA: 34
PB: 0
SB: 0
CS: 0

1B: 3
2B: 3
3B: 0
HR: 0

SF: 1
SAC: 0
DP: 2
HBP: 0

BOTTOM

Detroit Tigers @ Atlanta Braves

Champion Stadium, Lake Buena Vista, FL

Fri Mar 25 2011, 6:09 PM - 8:41 PM EDT

Att. 8,183 - Clear - 85 F

livebaseballscorecards.com

Batter	1	2	3	4	5	6	7	8	9	AB	R	H	RBI	BB	SO	LOB
2 Alex Gonzalez, R (1, 6) OBP: 0.343, SLG: 0.429 77 Tyler Pastornicky, R (8, 6) OBP: 0.500, SLG: 0.500	0-0 22 1B 10 HR 1B	0-0 1-3 2-H 2B			0-0 ① P5	0-0 ② P4				4	1	2	1	0	0	1
										0	0	0	0	0	0	0
22 Jason Heyward, L (1, 9) OBP: 0.509, SLG: 0.537 Gavin Dickey, R (9, 9)	0-0 1-2 10 HR 1B	0-0 ② P4			B B B 4-0 26 BB 10 BB 20 SF7 BB	0-0 ③ F8				3	2	1	0	1	0	3
										0	0	0	0	0	0	0
10 Chipper Jones, S (1, 5) OBP: 0.459, SLG: 0.768 93 Joey Terdoslavich, S (7, 5)	B S X 1-1 1-H 2-H HR	0-0 ③ F8			B B B B 4-0 8 PB 26 BB 1-2 BB		0-0 ① G5-3			2	1	1	3	1	0	2
										1	0	0	0	0	0	0
26 Dan Uggla, R (1, 4) OBP: 0.279, SLG: 0.295 87 Cory Harrilchak, L (8, 7)	0-0 ① F9		0-0 ① F8		B B B B 4-0 8 BB 1-2 2-3 BB		0-0 ② F9			3	0	0	0	1	0	0
										0	0	0	0	0	0	0
20 Eric Hinske, L (1, 3) OBP: 0.224, SLG: 0.295 52 George Sherrill, L (8, 1) 34 Eric O'Flaherty, L (9, 1)	0-0 ② G4-3		C C C 0-3 ② K		0-0 ② SF7 3-H		0-0 ③ F8			3	0	0	1	0	1	0
										0	0	0	0	0	0	0
										0	0	0	0	0	0	0
8 David Ross, R (1, 2) OBP: 0.333, SLG: 0.244 27 J.C. Boscan, R (9, 2) OBP: 0.267, SLG: 0.267	0-0 ③ F7		0-0 ③ P4		B B B 4-0 4 FC6-4 1-2 2-3 BB			0-0 ① F9		3	0	0	0	1	0	0
										0	0	0	0	0	0	0
4 Joe Mather, R (1, 7) OBP: 0.226, SLG: 0.188 (8, 3)		H 1-0 17 1B 17 S 37 FC1-2 HBP		0-0 ① F9	0-0 ③ FC6-4 1-2f			S S S 0-3 ② K		3	0	0	0	0	1	3
17 Matt Young, L (1, 8) OBP: 0.404, SLG: 0.270 (8, 4)		S X 0-1 37 FC1-2 1-3 2 2B 1B		0-0 ② G6-3		0-0 1B		B B B B 4-0 39 FC4-6 BB		3	1	2	0	1	0	0
37 Brandon Beachy, R (1, 1) 2 Barrett Kleinknecht, R (6, PH) 19 Scott Linebrink, R (7, 1) 39 Antoan Richardson, S (8, 8)	0-0 ① FC1-2 2 2B 1-2 3-H		S S S 0-3 ③ K			0-0 ① F9		0-0 ③ FC4-6 1-2f		2	0	0	0	0	1	2
										1	0	0	0	0	0	1
										0	0	0	0	0	0	0
										1	0	0	0	0	0	1

Inning Stats	1	2	3	4	5	6	7	8	9
R	3	1	0	0	1	0	0	0	
E	0	0	0	0	0	0	0	0	
K	0	0	1	1	0	1	0	1	
S	7	6	5	5	3	4	3	5	
H	3	2	0	0	0	1	0	0	
LOB	0	2	0	0	3	1	0	1	
BB	0	0	0	0	4	0	0	0	
P	8	7	5	5	19	4	3	9	

1B	4
2B	1
3B	0
HR	1
SF	1
SAC	0
DP	0
HBP	1

WP	0
PB	1
SB	1
CS	0
PA	36

AB	29
R	5
H	6
RBI	5
BB	5
SO	3
LOB	13

PITCHER		IP	WLS	BF	H	R	ER	SO	BB	IBB	HBP	BLK	WP	HR	S	P	ERA	WHIP
78 Adam Wilk, L ERA: 2.87	(1, 1)	3.0	L	15	5	4	4	1	0	0	1	0	0	1	18	20	12.00	1.667
60 Brayan Villarreal, R ERA: 3.09	(4, 1)	1.2		9	0	1	1	1	4	0	0	0	0	0	7	23	5.40	2.400
79 Brendan Wise, R ERA: 4.76	(5, 1)	0.1		1	0	0	0	0	0	0	0	0	0	0	1	1	0.00	0.000
55 Daniel Schlereth, L ERA: 1.17	(6, 1)	1.0		4	1	0	0	0	0	0	0	0	0	0	4	4	0.00	1.000
21 Enrique Gonzalez, R ERA:	(7, 1)	2.0		7	0	0	0	1	1	0	0	0	0	0	8	12	0.00	0.500

PITCHER		IP	WLS	BF	H	R	ER	SO	BB	IBB	HBP	BLK	WP	HR	S	P	ERA	WHIP

Atlanta Braves @ New York Mets

Digital Domain Park, Port St. Lucie, FL

Sat Mar 26 2011, 1:12 PM - 3:57 PM EDT

Att. 6,943 - Sunny - 81 F

TOP

livebaseballscorecards.com

Batter	1	2	3	4	5	6	7	8	9	AB	R	H	RBI	BB	SO	LOB
14 Martín Prado, R (1, 7) OBP: 0.321, SLG: 0.342	G6-3	F8			G4-3		G6-4-3 1-2f		BB	4	0	0	0	0	0	2
94 Jason Lowey, R (7, 1)										0	0	0	0	0	0	0
77 Tyler Pastornicky, R (8, 4) OBP: 0.600, SLG: 0.500									BB	0	0	0	0	1	0	0
13 Nate McLouth, L (1, 8) OBP: 0.424, SLG: 0.444	P4		G4-3		F8			30 G5-3, 27 BB, 1B		4	0	1	0	0	0	0
Gavin Dickey, R (8, PR)									1-2 BB	0	0	0	0	1	0	0
(8, 8)																
5 Freddie Freeman, L (1, 3) OBP: 0.316, SLG: 0.400	2B		16 G3-6-3, 1B			BBBB 16 1B, BB		BBBB 1-2 30 G5-3, BB	CCC	2	0	2	0	1	0	0
39 Jonny Venters, L (6, 1)										0	0	0	0	0	0	0
27 J.C. Boscan, R (7, 2) OBP: 0.294, SLG: 0.250									K	1	0	0	0	1	1	2
16 Brian McCann, L (1, 2) OBP: 0.218, SLG: 0.302	P4		G3-6-3 1-2f			1-2 1B		F9		3	0	1	0	0	0	2
87 Cory Harrilchak, L (7, 7)										1	0	0	0	0	0	2
30 Wilkin Ramirez, R (1, 9) OBP: 0.273, SLG: 0.395		7 S, 7 1B, 1B		G5-3		F9		G5-3 1-2 2-3		4	1	1	0	0	0	4
7 Brooks Conrad, S (1, 5) OBP: 0.264, SLG: 0.340		B X, 1-0 23 BB, 17 1B, 32 G4-6-3 1-H, 1B		SSS K		SSS K		BBBB BB		3	1	1	1	1	2	2
(6, 3)																
17 Matt Young, L (1, 4) OBP: 0.412, SLG: 0.293		32 G4-6-3, 23 BB 1-2, 1B		1B		F8		G3-1		4	0	2	0	0	0	5
96 Tim Gustafson, R (8, 1)										0	0	0	0	0	0	0
23 Brandon Hicks, R (1, 6) OBP: 0.389, SLG: 0.515		BBBB 32 G4-6-3 1-2 2-3 BB		SSS K			BBBB 14 G6-4-3 BB		SSS K	2	0	0	0	2	2	1
32 Derek Lowe, R (1, 1) OBP: 0.500, SLG: 0.750		G4-6-3 1-2f 2-3 3-H			CCC K		F8		SSS K	1	0	0	0	0	0	2
39 Antoan Richardson, S (5, PH)										1	0	0	0	0	1	0
80 Luis Avilán, L (5, 1)										0	0	0	0	0	0	0
4 Joe Mather, R (6, 5) OBP: 0.218, SLG: 0.180										2	0	0	0	0	1	1
Inning Stats	R: 0 E: 0 K: 0 S: 4 H: 1 LOB: 1 BB: 0 P: 4	R: 2 E: 0 K: 0 S: 5 H: 3 LOB: 1 BB: 1 P: 10	R: 0 E: 0 K: 0 S: 3 H: 1 LOB: 0 BB: 0 P: 3	R: 0 E: 0 K: 2 S: 8 H: 1 LOB: 1 BB: 0 P: 8	R: 0 E: 0 K: 1 S: 5 H: 0 LOB: 0 BB: 0 P: 5	R: 0 E: 0 K: 1 S: 6 H: 1 LOB: 2 BB: 1 P: 10	R: 0 E: 0 K: 0 S: 2 H: 0 LOB: 0 BB: 1 P: 6	R: 0 E: 0 K: 0 S: 4 H: 1 LOB: 3 BB: 2 P: 12	R: 0 E: 0 K: 3 S: 9 H: 0 LOB: 2 BB: 2 P: 17	1B: 7 2B: 1 3B: 0 HR: 0	SF: 0 SAC: 0 DP: 3 HBP: 0						

	AB	32
	R	2
	H	8
	RBI	1
	BB	7
	SO	7
	LOB	23

WP: 0 PB: 0 SB: 1 CS: 0 PA: 39

PITCHER		IP	WLS	BF	H	R	ER	SO	BB	IBB	HBP	BLK	WP	HR	S	P	ERA	WHIP
34 Mike Pelfrey, R ERA: 5.63	(1, 1)	5.2	W	24	7	2	2	4	2	0	0	0	0	0	30	39	3.18	1.588
36 Manny Acosta, R ERA: 1.69	(6, 1)	1.1	H	4	0	0	0	0	1	0	0	0	0	0	3	7	0.00	0.750
40 Tim Byrdak, L ERA:	(8, 1)	0.1		3	1	0	0	0	1	0	0	0	0	0	2	6	0.00	6.000
39 Bobby Parnell, R ERA: 4.5	(8, 1)	0.2		3	0	0	0	0	1	0	0	0	0	0	2	6	0.00	1.500
Francisco Rodríguez, R ERA:	(9, 1)	1.0		5	0	0	0	3	2	0	0	0	0	0	9	17	0.00	2.000

PITCHER	IP	WLS	BF	H	R	ER	SO	BB	IBB	HBP	BLK	WP	HR	S	P	ERA	WHIP

Atlanta Braves @ New York Mets

Digital Domain Park, Port St. Lucie, FL

Sat Mar 26 2011, 1:12 PM - 3:57 PM EDT

Att. 6,943 - Sunny - 81 F

BOTTOM

Batter	1	2	3	4	5	6	7	8	9	AB	R	H	RBI	BB	SO	LOB
7 José Reyes, S (1, 6) OBP: 0.315, SLG: 0.314	16 1B / 16 E / 1B	G4-3	FC6-4 1-2f			16 E / 5 E / 2B	97 PB / 2-H / 1B			4	1	2	0	0	0	2
25 Chin-Lung Hu, R (6, PR) OBP: 0.360, SLG: 0.378 (7, 6)										1	1	1	1	0	0	0
16 Ángel Pagán, S (1, 8) OBP: 0.358, SLG: 0.540	E9 / 5 E / 1-H / 1B	G3		5 G1-3 / 5 S / BB		E1 / 5 E / 2-3	G4-3 / 1-2			3	1	1	0	1	0	1
97 Jésus Feliciano, L (6, PR) OBP: 0.200, SLG: 0.200 (7, 7)										1	0	0	0	0	0	1
5 David Wright, R (1, 5) OBP: 0.373, SLG: 0.556	E9 / 29 SF7 / 2-H / 1B		29 G4-3 / 22 1B / BB	G1-3 / 1-3		E5 / 1-2 / 3-H		F7		3	2	1	1	1	0	3
28 Daniel Murphy, L (6, PR) OBP: 0.323, SLG: 0.413 (7, 5)										1	0	0	0	0	0	0
29 Ike Davis, L (1, 3) OBP: 0.328, SLG: 0.500	SF7 / 3-H		G4-3 / 1-2	G3		K		21 1B / 1B		3	0	0	1	0	1	4
6 Nick Evans, R (7, 3) OBP: 0.394, SLG: 0.439										1	0	1	0	0	0	0
12 Scott Hairston, R (1, 9) OBP: 0.421, SLG: 0.608	P4		G5-3	G5-3		F8		1-3 / 1B		4	0	0	0	0	0	4
21 Lucas Duda, L (7, 9) OBP: 0.347, SLG: 0.431										1	0	1	0	0	0	0
22 Willie Harris, L (1, 7) OBP: 0.410, SLG: 0.560	4 2B / BB		4 E / 2-H / 1B		G3-1	F7		P5		3	1	1	1	1	0	2
Cory Vaughn, R (7, 8) OBP: 0.400, SLG: 1.200										1	0	0	0	0	0	2
4 Brad Emaus, R (1, 4) OBP: 0.404, SLG: 0.455	1-3 / 2B		E5 30 1B / 34 1B / 2-H		BB		F7	K		3	1	1	0	1	0	0
3 Luis Hernandez, S (8, 4) OBP: 0.294, SLG: 0.290										1	0	0	0	0	1	2
30 Josh Thole, L (1, 2) OBP: 0.426, SLG: 0.640	G4-3		34 1B / 1-2 / 1B		F7		F8			4	0	1	0	0	0	3
13 Mike Nickeas, R (8, 2) OBP: 0.105, SLG: 0.083										0	0	0	0	0	0	0
34 Mike Pelfrey, R (1, 1) OBP: 0.200, SLG: 0.200		F8	7 FC6-4 / 1-2 / 2-H / 1B		F9		25 1B / 2B			3	0	1	1	0	0	1
36 Manny Acosta, R (6, 1)										0	0	0	0	0	0	0
Wilmer Flores, R (7, PH) OBP: 0.500, SLG: 1.000										1	1	1	0	0	0	0
40 Tim Byrdak, L (8, 1)										0	0	0	0	0	0	0
39 Bobby Parnell, R (8, 1)										0	0	0	0	0	0	0
Francisco Rodríguez, R (9, 1)										0	0	0	0	0	0	0
Inning Stats	R: 3 E: 2 K: 0 S: 7 / H: 4 LOB: 2 BB: 1 P: 11	R: 0 E: 0 K: 0 S: 3 / H: 0 LOB: 0 BB: 0 P: 3	R: 3 E: 1 K: 0 S: 7 / H: 3 LOB: 2 BB: 1 P: 11	R: 0 E: 0 K: 0 S: 3 / H: 0 LOB: 1 BB: 1 P: 8	R: 0 E: 0 K: 0 S: 3 / H: 0 LOB: 1 BB: 1 P: 7	R: 1 E: 2 K: 1 S: 8 / H: 1 LOB: 2 BB: 0 P: 8	R: 1 E: 0 K: 0 S: 5 / H: 2 LOB: 1 BB: 0 P: 6	R: 0 E: 0 K: 1 S: 7 / H: 2 LOB: 2 BB: 0 P: 7		1B: 9 2B: 3 3B: 0 HR: 0	SF: 1 SAC: 0 DP: 0 HBP: 0						

livebaseballscorecards.com

AB	38
R	8
H	12
RBI	5
BB	4
SO	2
LOB	25

WP: 0 PB: 1 SB: 1 CS: 0 PA: 43

PITCHER		IP	WLS	BF	H	R	ER	SO	BB	IBB	HBP	BLK	WP	HR	S	P	ERA	WHIP
32 Derek Lowe, R ERA: 3.09	(1, 1)	4.0	L	23	7	6	4	0	3	0	0	0	0	0	20	33	9.00	2.500
80 Luis Avilán, L ERA:	(5, 1)	1.0		4	0	0	0	0	1	0	0	0	0	0	3	7	0.00	1.000
39 Jonny Venters, L ERA:	(6, 1)	1.0		6	1	1	0	1	0	0	0	0	0	0	8	8	0.00	1.000
94 Jason Lowey, R ERA: 9.0	(7, 1)	1.0		5	2	1	1	0	0	0	0	0	0	0	5	6	9.00	2.000
96 Tim Gustafson, R ERA:	(8, 1)	1.0		5	2	0	0	1	0	0	0	0	0	0	7	7	0.00	2.000

PITCHER	IP	WLS	BF	H	R	ER	SO	BB	IBB	HBP	BLK	WP	HR	S	P	ERA	WHIP

Philadelphia Phillies @ Atlanta Braves

Champion Stadium, Lake Buena Vista, FL

Sun Mar 27 2011, 1:06 PM - 3:32 PM EDT

Att. 10,919 - Sunny - 85 F

TOP

livebaseballscorecards.com

Batter	1	2	3	4	5	6	7	8	9	AB	R	H	RBI	BB	SO	LOB
27 Placido Polanco, R (1, 5) OBP: 0.244, SLG: 0.195	F7	G5-3			BB	G3-1			G6-3	2	0	0	0	1	0	2
7 Michael Martinez, S (5, 4) OBP: 0.264, SLG: 0.377					3 FC4-6					2	0	0	0	0	0	0
3 Luis Castillo, S (1, 4) OBP: 0.333, SLG: 0.244	F7		F7		FC4-6	P6			91 FC4-6 1B	3	1	0	0	0	0	1
15 John Mayberry Jr., R (5, 7) OBP: 0.362, SLG: 0.619					6 HR 29 G3 1-2f					2	0	1	0	0	0	0
29 Raul Ibanez, L (1, 7) OBP: 0.290, SLG: 0.470	G4-3		HR		G3 1-2		K		FC4-6 1-2f	3	1	1	1	0	0	1
91 Fidel Hernandez, R (5, 5)										2	0	0	0	0	1	1
6 Ryan Howard, L (1, 3) OBP: 0.338, SLG: 0.631		G3	8 FC6-4 1B		HR 2-H		BB			3	1	2	2	0	0	0
7 Ross Gload, L (5, 3) OBP: 0.379, SLG: 0.500										0	0	0	0	1	0	0
8 Shane Victorino, S (1, 8) OBP: 0.362, SLG: 0.516		21 BB 10 1B 34 1B 1B	FC6-4 1-2f		10 2B 1B		G3			3	2	2	0	0	0	1
60 Pete Orr, L (5, 8) OBP: 0.275, SLG: 0.490										1	0	0	0	0	0	1
10 Ben Francisco, R (1, 9) OBP: 0.472, SLG: 0.645		21 BB 34 1B 1-2 1B	P6		1-H 2B			G5-3		3	1	2	1	0	0	1
24 Delwyn Young, S (6, 9) OBP: 0.323, SLG: 0.362										1	0	0	0	0	0	0
51 Carlos Ruiz, R (1, 2) OBP: 0.311, SLG: 0.316	K	K		P6	K			K		2	0	0	0	0	1	2
23 Brian Schneider, L (4, 2) OBP: 0.410, SLG: 0.500										1	0	0	0	0	1	1
B.J. Rosenberg, R (6, 1)										0	0	0	0	0	0	0
Cory Sullivan, L (8, PH) OBP: 0.471, SLG: 0.688										1	0	0	0	0	1	0
52 Jose Contreras, R (8, 1)										0	0	0	0	0	0	0
53 Jordan Ellis, R (9, 1)										0	0	0	0	0	0	0
21 Wilson Valdez, R (1, 6) OBP: 0.381, SLG: 0.431		BB 34 1B 1-2 2-3		G6-3		G6-3		G1-3		3	0	0	0	1	0	0
34 Roy Halladay, R (1, 1) OBP: 0.400, SLG: 0.400		1B 1-3 2-H 3-H		K		K			K	2	0	1	2	0	1	0
78 Michael Schwimer, R (4, 1)										0	0	0	0	0	0	0
85 Erik Kratz, R (6, PH) OBP: 0.238, SLG: 0.500										2	0	0	0	0	2	0
(6, 2)																
Inning Stats	R: 0 E: 0 K: 0 S: 3 H: 0 LOB: 0 BB: 0 P: 3	R: 2 E: 0 K: 1 S: 8 H: 3 LOB: 2 BB: 1 P: 12	R: 1 E: 0 K: 0 S: 5 H: 2 LOB: 1 BB: 0 P: 5	R: 0 E: 0 K: 1 S: 5 H: 0 LOB: 0 BB: 0 P: 5	R: 3 E: 0 K: 1 S: 9 H: 3 LOB: 1 BB: 1 P: 14	R: 0 E: 0 K: 1 S: 5 H: 0 LOB: 0 BB: 0 P: 5	R: 0 E: 0 K: 1 S: 5 H: 0 LOB: 1 BB: 1 P: 9	R: 0 E: 0 K: 1 S: 5 H: 0 LOB: 0 BB: 0 P: 5	R: 0 E: 0 K: 1 S: 6 H: 1 LOB: 1 BB: 0 P: 6	1B: 6 2B: 1 3B: 0 HR: 2 SF: 0 SAC: 0 DP: 0 HBP: 0							

	AB	36
	R	6
	H	9
	RBI	6
	BB	3
	SO	7
	LOB	11

WP: 0 PB: 0 SB: 0 CS: 0 PA: 39

PITCHER		IP	WLS	BF	H	R	ER	SO	BB	IBB	HBP	BLK	WP	HR	S	P	ERA	WHIP
11 Kenshin Kawakami, R ERA: 3.75	(1, 1)	4.0	L	18	5	3	3	2	1	0	0	0	0	1	21	25	6.75	1.500
50 Cristhian Martinez, R ERA: 3.86	(5, 1)	1.0		7	3	3	3	1	1	0	0	0	0	1	9	14	27.00	4.000
92 Jaye Chapman, R ERA:	(6, 1)	2.0		7	0	0	0	2	1	0	0	0	0	0	10	14	0.00	0.500
34 Eric O'Flaherty, L ERA:	(8, 1)	1.0		3	0	0	0	1	0	0	0	0	0	0	5	5	0.00	0.000
46 Craig Kimbrel, R ERA: 3.18	(9, 1)	1.0		4	1	0	0	1	0	0	0	0	0	0	6	6	0.00	1.000

PITCHER		IP	WLS	BF	H	R	ER	SO	BB	IBB	HBP	BLK	WP	HR	S	P	ERA	WHIP

BOTTOM

Batter	1	2	3	4	5	6	7	8	9	AB	R	H	RBI	BB	SO	LOB
14 Martín Prado, R (1, 7) OBP: 0.317, SLG: 0.338	F9		1B		G3-1		F8		K	4	0	1	0	0	0	0
34 Eric O'Flaherty, L (8, 1)										0	0	0	0	0	0	0
46 Craig Kimbrel, R (9, 1)										0	0	0	0	0	0	0
4 Joe Mather, R (9, PH) OBP: 0.214, SLG: 0.176										1	0	0	0	0	1	3
13 Nate McLouth, L (1, 8) OBP: 0.414, SLG: 0.448	10 G4-3 2B		G6-3		F9			G3		4	0	1	0	0	0	1
Yasser Gomez, L (9, 7)										0	0	0	0	0	0	0
10 Chipper Jones, S (1, 5) OBP: 0.453, SLG: 0.746	G4-3 2-3			22 HBP 26 BB 20 SF8 1B	K			G4-3		3	1	1	0	0	1	1
92 Jaye Chapman, R (6, 1)										0	0	0	0	0	0	0
17 Matt Young, L (8, 7) OBP: 0.404, SLG: 0.286										1	0	0	0	0	0	0
(9, 8)																
26 Dan Uggla, R (1, 4) OBP: 0.282, SLG: 0.286	K			20 SF8 22 HBP 1-2 BB		G6-3		G4-3		2	0	0	0	1	1	1
7 Brooks Conrad, S (7, 4) OBP: 0.259, SLG: 0.333										1	0	0	0	0	0	0
22 Jason Heyward, L (1, 9) OBP: 0.518, SLG: 0.535		L3		2 BB 1-2 2-3 HBP		2 FC5-4 1B			L4	2	0	1	0	0	0	0
30 Wilkin Ramirez, R (7, 9) OBP: 0.267, SLG: 0.386										1	0	0	0	0	0	0
20 Eric Hinske, L (1, 3) OBP: 0.226, SLG: 0.283		P5		SF8 2-3 3-H		F8			27 1B 75 WP BB	2	0	0	1	1	0	1
2 Alex Gonzalez, R (1, 6) OBP: 0.343, SLG: 0.415	K			BB 1-2		FC5-4 1-2f			27 1B BB 1-2	2	0	0	0	1	1	1
75 Ed Lucas, R (7, 5) OBP: 0.326, SLG: 0.293										0	0	0	0	1	0	0
27 J.C. Boscan, R (1, 2) OBP: 0.286, SLG: 0.250		K	F4				G4-3		1B 1-2 2-3	4	0	1	0	0	1	3
11 Kenshin Kawakami, R (1, 1)		G1-3	K				L8		K	1	0	0	0	0	0	0
5 Freddie Freeman, L (4, PH) OBP: 0.312, SLG: 0.394										1	0	0	0	0	1	3
50 Cristhian Martinez, R (5, 1)										0	0	0	0	0	0	0
23 Brandon Hicks, R (6, 5) OBP: 0.368, SLG: 0.486										2	0	0	0	0	1	3
(7, 6)																
Inning Stats	R: 0 E: 0 K: 1 S: 6 H: 1 LOB: 1 BB: 0 P: 6	R: 0 E: 0 K: 1 S: 5 H: 0 LOB: 0 BB: 0 P: 5	R: 0 E: 0 K: 1 S: 6 H: 1 LOB: 1 BB: 0 P: 6	R: 1 E: 0 K: 1 S: 6 H: 1 LOB: 3 BB: 2 P: 16	R: 0 E: 0 K: 1 S: 5 H: 0 LOB: 0 BB: 0 P: 5	R: 0 E: 0 K: 0 S: 4 H: 1 LOB: 1 BB: 0 P: 4	R: 0 E: 0 K: 0 S: 3 H: 0 LOB: 0 BB: 0 P: 3	R: 0 E: 0 K: 0 S: 3 H: 0 LOB: 0 BB: 0 P: 3	R: 0 E: 0 K: 2 S: 8 H: 1 LOB: 3 BB: 2 P: 16							

PITCHER		IP	WLS	BF	H	R	ER	SO	BB	IBB	HBP	BLK	WP	HR	S	P	ERA	WHIP
34 Roy Halladay, R ERA: 0.42	(1, 1)	3.0	W	11	2	0	0	3	0	0	0	0	0	0	17	17	0.00	0.667
78 Michael Schwimer, R ERA: 7.2	(4, 1)	2.0	H	10	1	1	1	2	2	0	1	0	0	0	11	21	4.50	1.500
B.J. Rosenberg, R ERA:	(6, 1)	2.0		7	1	0	0	0	0	0	0	0	0	0	7	7	0.00	0.500
52 Jose Contreras, R ERA: 2.0	(8, 1)	1.0		3	0	0	0	0	0	0	0	0	0	0	3	3	0.00	0.000
53 Jordan Ellis, R ERA:	(9, 1)	1.0		6	1	0	0	2	2	0	0	0	1	0	8	16	0.00	3.000

PITCHER	IP	WLS	BF	H	R	ER	SO	BB	IBB	HBP	BLK	WP	HR	S	P	ERA	WHIP

Philadelphia Phillies @ Atlanta Braves

Champion Stadium, Lake Buena Vista, FL

Sun Mar 27 2011, 1:06 PM - 3:32 PM EDT

Att. 10,919 - Sunny - 85 F

livebaseballscorecards.com

AB	31
R	1
H	5
RBI	1
BB	4
SO	7
LOB	17

1B: 4	SF: 1	WP: 1	PA: 37
2B: 1	SAC: 0	PB: 0	
3B: 0	DP: 0	SB: 0	
HR: 0	HBP: 1	CS: 0	

Batter	1	2	3	4	5	6	7	8	9	AB R H RBI BB SO LOB	TOP

Washington Nationals @ Atlanta Braves

Champion Stadium, Lake Buena Vista, FL

Mon Mar 28 2011, 6:05 PM EDT

livebaseballscorecards.com

AB	0
R	0
H	0
RBI	0
BB	0
SO	0
LOB	0

Inning Stats

1B: 0 SF: 0
2B: 0 SAC: 0
3B: 0 DP: 0
HR: 0 HBP: 0

WP: 0 PA: 0
PB: 0
SB: 0
CS: 0

PITCHER	IP	WLS	BF	H	R	ER	SO	BB	IBB	HBP	BLK	WP	HR	S	P	ERA	WHIP

PITCHER	IP	WLS	BF	H	R	ER	SO	BB	IBB	HBP	BLK	WP	HR	S	P	ERA	WHIP

Batter	1	2	3	4	5	6	7	8	9	AB	R	H	RBI	BB	SO	LOB
Inning Stats																

BOTTOM

Washington Nationals @ Atlanta Braves

Champion Stadium, Lake Buena Vista, FL

Mon Mar 28 2011, 6:05 PM EDT

livebaseballscorecards.com

AB	**0**
R	**0**
H	**0**
RBI	**0**
BB	**0**
SO	**0**
LOB	**0**

1B: 0	SF: 0	WP: 0	PA: 0
2B: 0	SAC: 0	PB: 0	
3B: 0	DP: 0	SB: 0	
HR: 0	HBP: 0	CS: 0	

PITCHER	IP	WLS	BF	H	R	ER	SO	BB	IBB	HBP	BLK	WP	HR	S	P	ERA	WHIP

PITCHER	IP	WLS	BF	H	R	ER	SO	BB	IBB	HBP	BLK	WP	HR	S	P	ERA	WHIP

Batter	1	2	3	4	5	6	7	8	9	10	AB	R	H	RBI	BB	SO	LOB
2 Denard Span, L (1, 8) OBP: 0.385, SLG: 0.458	C SI 88 B SI 90 B SI 89 B SI 89 B SI 89 4-1 BB		B FF 88 B FF 87 S FF 89 B FF 88 B FF 87 4-1 1 1B 7 SF8 BB		C SL 80 B 1 SAFE C FF 89 1-2 ③ CS 1-2	B FF 90 B FF 89 X FF 91 2-0 ① G4-3		C SI 94 B SI 94 B SI 94 C SI 94 X SI 94 2-2 ② ③ G4-3 1-2f			1	1	0	0	2	0	0
18 Jason Repko, R (8, PH) OBP: 0.338, SLG: 0.315											1	0	0	0	0	0	1
(8, 8)																	
1 Tsuyoshi Nishioka, S (1, 4) OBP: 0.368, SLG: 0.418	B SI 88 S SI 88 X SI 89 1-1 ① F7		B SL 73 1 SAFE X FF 88 1-0 33 CS 1-3 1B			X SI 90 0-0 ② G1-3			B FF 93 B FF 94 C FF 94 F FF 94 C FF 96 2-3 ① K		3	0	1	0	0	0	1
20 Matt Tolbert, S (8, 4) OBP: 0.380, SLG: 0.432											1	0	0	0	0	1	0
7 Joe Mauer, L (1, 2) OBP: 0.400, SLG: 0.350	B SI 89 B CH 83 X SI 89 2-0 ② F9		C FF 88 B FF 88 B SL 75 X FF 88 2-1 ② SF8 3-H			B SI 91 B FF 91 B SI 91 B FF 90 4-0 BB			B FF 94 S FF 94 B SL 84 C SL 84 X FF 95 2-2 1B		1	0	0	1	1	0	1
41 Drew Butera, R (8, 2) OBP: 0.267, SLG: 0.222											1	0	1	0	0	0	0
33 Justin Morneau, L (1, 3) OBP: 0.212, SLG: 0.267	C CH 84 B SI 89 F SL 81 1 SAFE F CH 83 X CH 84 1-2 ③ G2-3		1 SAFE 1 SAFE C FF 88 B SL 75 1-1 ③ CS 1-2	S B SL 81 F SL 79 B SI 90 X SL 80 2-2 ① F7		X SL 84 0-0 ③ F9			C FF 94 B FF 94 C FF 94 F SL 85 1 SAFE S FF 95 1-3 ② K		4	0	0	0	0	1	3
73 Chase Lambin, S (9, 3) OBP: 0.394, SLG: 0.407											0	0	0	0	0	0	0
21 Delmon Young, R (1, 7) OBP: 0.417, SLG: 0.652		C FF 92 B SL 83 C SL 82 F FF 92 B FO 83 F FF 94 S SI 92 2-3 ① K		C SI 91 B B S F S 2-3 ② K			C FF 88 B FF 88 C CH 84 B SL 83 X FF 91 2-2 ① F9		B SL 83 X FF 94 1-0 ③ P5		3	0	0	0	0	2	0
25 Jim Thome, L (1, 10) OBP: 0.344, SLG: 0.407		C FF 91 B FO 81 B FO 82 X FF 92 2-1 5 E 2B		C B S B B S 3-3 ③ K			B FF 90 F CH 86 S CU 77 C FF 89 B CH 84 S CH 84 3-3 ② K			B FF 88 C FF 86 B CU 78 X FF 87 2-1 ① P5	1	0	0	0	0	1	0
16 Jason Kubel, L (7, PH) OBP: 0.450, SLG: 0.549											2	1	1	0	0	1	0
(7, 10)											2	0	0	0	0	1	0
5 Michael Cuddyer, R (1, 9) OBP: 0.435, SLG: 0.556		B FF 92 X FF 92 1-0 ② E7 2-H 1B			F FF 91 B CU 81 S SL 80 S CH 82 1-3 ① K		B FF 89 X FF 90 1-0 ③ F9			B SI 87 B SI 86 B SI 87 B FF 86 4-0 22 G6-4-3 BB	3	0	1	0	1	1	0
22 Danny Valencia, R (1, 5) OBP: 0.338, SLG: 0.459		X FF 93 0-0 ③ G5-3		B FF 92 F FC 91 B CU 81 B FF 91 X FF 91 3-1 ② G6-3				F SI 94 C CH 85 X SL 84 0-2 18 G4-3 1B		C B FF 87 X FF 87 1-1 ② ③ G6-4-3 1-2f	4	0	1	0	0	0	1
12 Alexi Casilla, S (1, 6) OBP: 0.327, SLG: 0.239			C FF 87 X FF 88 0-1 ① G4-3		B FF 91 B CH 83 B FF 90 B FC 90 4-0 2 CS BB			L SI 94 F SI 93 B SI 93 D SL 85 S SI 94 2-3 ① K			2	0	0	0	1	1	1
89 Brian Dozier, R (8, 6) OBP: 0.333, SLG: 0.154											0	0	0	0	0	0	0
Inning Stats	R: 0 E: 0 K: 0 S: 8 H: 0 LOB: 1 BB: 1 P: 16	R: 1 E: 1 K: 1 S: 9 H: 2 LOB: 0 BB: 0 P: 14	R: 1 E: 0 K: 0 S: 7 H: 1 LOB: 0 BB: 1 P: 15	R: 0 E: 0 K: 2 S: 10 H: 0 LOB: 0 BB: 0 P: 17	R: 0 E: 0 K: 1 S: 7 H: 0 LOB: 0 BB: 1 P: 16	R: 0 E: 0 K: 0 S: 3 H: 0 LOB: 1 BB: 1 P: 9	R: 0 E: 0 K: 1 S: 7 H: 0 LOB: 0 BB: 0 P: 13	R: 0 E: 0 K: 1 S: 9 H: 1 LOB: 0 BB: 0 P: 13	R: 0 E: 0 K: 2 S: 11 H: 1 LOB: 1 BB: 0 P: 17	R: 0 E: 0 K: 0 S: 4 H: 0 LOB: 0 BB: 1 P: 11	1B: 4 2B: 1 3B: 0 HR: 0 SF: 1 SAC: 0 DP: 2 HBP: 0	WP: 0 PB: 0 SB: 0 CS: 2 PA: 37					

PITCHER		IP	WLS	BF	H	R	ER	SO	BB	IBB	HBP	BLK	WP	HR	S	P	ERA	WHIP
50 Cristhian Martinez, R ERA: 3.6	(1, 1)	1.0		4	0	0	0	0	1	0	0	0	0	0	8	16	0.00	1.000
19 Scott Linebrink, R ERA: 3.0	(2, 1)	1.0		4	2	1	0	1	0	0	0	0	0	0	9	14	0.00	2.000
52 George Sherrill, L ERA: 9.0	(3, 1)	1.0		4	1	1	1	0	1	0	0	0	0	0	7	15	9.00	2.000
58 Peter Moylan, R ERA: 1.86	(4, 1)	1.0		3	0	0	0	2	0	0	0	0	0	0	10	17	0.00	0.000
92 Jaye Chapman, R ERA:	(5, 1)	1.0		3	0	0	0	1	1	0	0	0	0	0	7	16	0.00	1.000

PITCHER		IP	WLS	BF	H	R	ER	SO	BB	IBB	HBP	BLK	WP	HR	S	P	ERA	WHIP
34 Eric O'Flaherty, L ERA:	(6, 1)	1.0		4	0	0	0	0	1	0	0	0	0	0	3	9	0.00	1.000
96 Tim Gustafson, R ERA:	(7, 1)	1.0		3	0	0	0	1	0	0	0	0	0	0	7	13	0.00	0.000
39 Jonny Venters, L ERA:	(8, 1)	1.0		3	1	0	0	1	0	0	0	0	0	0	9	13	0.00	1.000
46 Craig Kimbrel, R ERA: 2.92	(9, 1)	1.0		4	1	0	0	2	0	0	0	0	0	0	11	17	0.00	1.000
92 Richard Sullivan, L ERA:	(10, 1)	1.0	W	3	0	0	0	0	1	0	0	0	0	0	4	11	0.00	1.000

TOP

Minnesota Twins @ Atlanta Braves

Turner Field, Atlanta, GA

Tue Mar 29 2011, 7:12 PM - 9:55 PM EDT

Att. 11,370 - Overcast - 52 F

livebaseballscorecards.com

AB	29
R	2
H	5
RBI	1
BB	5
SO	8
LOB	9

Minnesota Twins @ Atlanta Braves

Turner Field, Atlanta, GA

Tue Mar 29 2011, 7:12 PM - 9:55 PM EDT

Att. 11,370 - Overcast - 52 F

livebaseballscorecards.com

BOTTOM

Batter	1	2	3	4	5	6	7	8	9	10	AB	R	H	RBI	BB	SO	LOB
14 Martín Prado, R (1, 7) OBP: 0.318, SLG: 0.338 17 Matt Young, L (7, 8) OBP: 0.389, SLG: 0.273	X SI 88 0-0 13 P4-3 1B			B FC 87 X 1-0 ① G6-3		C F X 0-2 ② L7		C SL 82 C SL 80 B FF 91 B FF 90 C SL 79 2-3 ② K	X FF 86 0-0 ③ G4-3		3 0 1 0 0 0 0 2 0 0 0 0 1 4						
13 Nate McLouth, L (1, 8) OBP: 0.397, SLG: 0.426 30 Wilkin Ramirez, R (7, 7) OBP: 0.277, SLG: 0.378 (8, 9)	B SI 87 B CH 79 F SI 88 X FC 87 2-1 ① ② P4-3 1-1f			X CH 80 0-0 ② F7		C SI 90 B CH 86 B FF 90 X CH 86 2-1 ③ F7		F CH 88 F SI 89 B FF 91 T SL 79 1-2 ③ K		B CH 76 C FF 84 C FF 85 B FF 88 B FF 85 B FF 86 4-2 87 S 85 HR BB	3 0 0 0 0 0 1 1 1 0 0 1 1 1						
10 Chipper Jones, S (1, 5) OBP: 0.433, SLG: 0.710 23 Brandon Hicks, R (8, 6) OBP: 0.350, SLG: 0.459	F CU 76 X CH 81 0-1 ③ G4-3			C SI 89 X FC 88 0-1 ③ F7			B FF 86 X FF 86 1-0 ① G5-3		B C C B B C 3-3 ① K	B FF 85 1 SAFE C FF 84 X FF 85 1-1 ① P4	3 0 0 0 0 0 0 2 0 0 0 0 1 1						
16 Brian McCann, L (1, 10) OBP: 0.241, SLG: 0.309 20 Eric Hinske, L (9, PH) OBP: 0.222, SLG: 0.277 87 Cory Harrilchak, L (9, PR) (10, 10)		C SI 87 B FF 89 B CU 76 B CH 81 B SI 89 4-1 22 G4-6-3 BB			C SI 91 B SI 89 B CH 82 B SI 91 S SI 89 F SI 89 X SI 89 3-2 ① G4-3		C FF 88 X SL 83 0-1 26 2B 1B		C SI 92 S CH 86 B SL 87 F SI 92 B CH 85 X CH 86 2-2 E3 4 1B 7 HBP 75 1B	1 SAFE 1 SAFE B FF 84 C FF 85 C SL 76 C FF 86 1-3 ② K 1-2	2 0 1 0 1 0 0 1 0 0 0 0 0 0 1 1 0 0 0 1 1						
26 Dan Uggla, R (1, 4) OBP: 0.284, SLG: 0.303 7 Brooks Conrad, S (7, PR) OBP: 0.273, SLG: 0.333 (8, 4) (9, 3) 85 Mauro Gomez, R (9, PR) OBP: 1.000, SLG: 4.000 (10, 3)		C CU 76 C CU 77 X SI 90 0-2 ① F9			S CU 82 S CU 80 B CU 84 B FF 92 F CU 82 F SI 90 B CU 80 X CU 81 3-2 ② G6-3		F FF 88 X FF 88 0-1 1-3 2B		C SI 91 C SI 91 1 SAFE H FF 92 1-2 75 1B 4 1B 27 1B HBP 1-2	B FF 86 B CH 76 S CH 77 X FF 86 2-1 2-H HR	3 0 1 0 0 0 1 0 0 0 0 0 0 0 1 2 1 2 0 0 0						
22 Jason Heyward, L (1, 9) OBP: 0.508, SLG: 0.511 4 Joe Mather, R (8, 7) OBP: 0.228, SLG: 0.192		X SI 88 0-0 ② ③ G4-6-3 1-2f			B SI 92 B CH 83 C CH 83 F FF 90 F CU 82 B SI 91 B SI 90 4-2 2 1B BB		B FF 88 C SI 87 C SI 89 B FF 86 S FF 90 2-3 ② K		B SL 86 B SI 91 C SI 91 X SI 92 2-1 27 1B 75 1B 1-2 2-3 1B		2 0 0 0 1 1 3 1 0 1 0 0 0 0						
2 Alex Gonzalez, R (1, 6) OBP: 0.342, SLG: 0.412 75 Ed Lucas, R (8, 5) OBP: 0.340, SLG: 0.310 (9, 4)			B CU 76 C CU 77 X FC 87 1-1 ① P2		B CU 80 D SI 88 X SI 91 2-0 1-2 1B		D CH 80 C CH 81 F CH 80 F FF 91 B CU 70 X CH 81 2-2 G4-3		S SL 86 C SL 86 B SI 92 X SI 92 1-2 27 1B 1-2 2-3 3-H 1B		3 0 1 0 0 0 2 1 0 1 1 0 0 0						
5 Freddie Freeman, L (1, 3) OBP: 0.313, SLG: 0.392 76 Shawn Bowman, R (8, PR) OBP: 0.190, SLG: 0.300 (9, 5)			B CU 77 B CH 80 X CH 82 2-0 ② P6		X CH 82 0-0 ③ G6-3			B SI 89 B FF 91 X FF 91 2-0 1B	F SI 92 B SI 91 B SI 91 F SI 91 S SI 93 2-3 ② K		3 0 1 0 0 0 2 1 0 0 0 0 1 3						
8 David Ross, R (1, 2) OBP: 0.314, SLG: 0.227 27 J.C. Boscan, R (9, PH) OBP: 0.318, SLG: 0.286 (10, 2)			B SI 90 B SI 89 X SI 89 2-0 ③ L5			B FF 90 X FF 89 1-0 ① P5		C SI 90 B SL 81 B SI 89 F SI 90 B FF 89 S SI 88 3-3 ① K	C SI 91 B SL 83 B SI 90 X SI 90 2-1 1-2 2-3 3-H 1B		3 0 0 0 0 1 1 1 0 1 1 0 0 0						
Inning Stats	R: 0 H: 1 E: 0 LOB: 0 K: 0 BB: 0 S: 5 P: 7	R: 0 H: 0 E: 0 LOB: 0 K: 0 BB: 1 S: 5 P: 9	R: 0 H: 0 E: 0 LOB: 0 K: 0 BB: 0 S: 4 P: 9	R: 0 H: 0 E: 0 LOB: 0 K: 0 BB: 0 S: 4 P: 5	R: 0 H: 1 E: 0 LOB: 2 K: 0 BB: 1 S: 14 P: 26	R: 0 H: 0 E: 0 LOB: 0 K: 0 BB: 0 S: 6 P: 9	R: 0 H: 2 E: 0 LOB: 2 K: 1 BB: 0 S: 12 P: 17	R: 0 H: 1 E: 0 LOB: 1 K: 3 BB: 0 S: 10 P: 18	R: 2 H: 3 E: 1 LOB: 3 K: 2 BB: 0 S: 20 P: 33	R: 2 H: 1 E: 0 LOB: 0 K: 1 BB: 1 S: 9 P: 17	1B: 7 SF: 0 2B: 2 SAC: 0 3B: 0 DP: 2 HR: 1 HBP: 1						

PITCHER		IP	WLS	BF	H	R	ER	SO	BB	IBB	HBP	BLK	WP	HR	S	P	ERA	WHIP
53 Nick Blackburn, R ERA: 1.73	(1, 1)	4.0		12	1	0	0	0	1	0	0	0	0	0	18	30	0.00	0.500
49 Jeff Manship, R ERA: 5.02	(5, 1)	1.0	H	5	1	0	0	0	1	0	0	0	0	0	14	26	0.00	2.000
36 Joe Nathan, R ERA: 9.72	(6, 1)	1.0	H	3	0	0	0	0	0	0	0	0	0	0	6	9	0.00	0.000
56 Dusty Hughes, L ERA:	(7, 1)	1.0	H	5	2	0	0	1	0	0	0	0	0	0	12	17	0.00	2.000
50 Jose Mijares, L ERA: 1.93	(8, 1)	1.0	H	4	1	0	0	3	0	0	0	0	0	0	10	18	0.00	1.000
55 Matt Capps, R ERA:	(9, 1)	0.2	B	7	3	2	0	2	0	0	1	0	0	0	19	32	0.00	4.500
57 Kyle Waldrop, R ERA: 1.23	(9, 1)	0.1		1	0	0	0	0	0	0	0	0	0	0	1	1	0.00	0.000
44 Chuck James, L ERA: 6.75	(10, 1)	0.2	L	4	1	2	2	1	1	0	0	0	0	1	9	17	27.00	3.000

AB	37
R	4
H	9
RBI	4
BB	3
SO	7
LOB	20

WP: 0 PA: 41
PB: 0
SB: 1
CS: 0

Batter	1	2	3	4	5	6	7	8	9	AB	R	H	RBI	BB	SO	LOB
2 Denard Span, L (1, 8) OBP: 0.397, SLG: 0.468	C FC 91 B CH 82 B FF 90 X FF 89 2-1 1 E 1 1B 1B		B FF 90 X FF 89 1-0 1B		B FF 85 S CH 80 B SL 79 M CH 80 F SL 79 X FF 87 2-2 ① P5			C FF 85 B FF 86 C SL 79 B FF 86 F FF 86 B FF 85 X SL 81 3-2 16 2B 2B		3	0	2	0	0	0	0
18 Jason Repko, R (5, 8) OBP: 0.348, SLG: 0.345										1	1	1	0	0	0	0
1 Tsuyoshi Nishioka, S (1, 4) OBP: 0.367, SLG: 0.414	B C C X 1-2 E4 25 S 1-3 1B		D FF 89 X FF 90 1-0 L8		C SL 77 B FF 87 B SL 78 X SL 81 2-1 ② G3			C FF 86 F FF 86 C SL 79 0-3 ① K		3	0	1	0	0	0	1
89 Brian Dozier, R (5, 4) OBP: 0.316, SLG: 0.143										1	0	0	0	0	1	1
33 Justin Morneau, L (1, 3) OBP: 0.194, SLG: 0.242	B FF 91 B FF 90 B FF 89 C FF 89 X FF 90 3-1 ① F7		1 SAFE F CH 80 1 SAFE F FF 90 T CU 75 0-2 ③ K		C SL 78 B SI 87 F FF 87 X FF 87 1-2 ③ F7			B FF 87 B SL 78 C SL 77 F SL 79 C SI 88 2-3 ② K		3	0	0	0	0	1	3
20 Matt Tolbert, S (5, 3) OBP: 0.373, SLG: 0.422										1	0	0	0	0	1	1
25 Jim Thome, L (1, 10) OBP: 0.324, SLG: 0.379	C FF 90 F FF 89 B FF 92 D CU 75 F CH 82 F FF 92 B CH 83 S CH 82 3-3 ② K 1-2			C CU 72 B CU 72 B FC 89 F FC 88 X FC 91 2-2 ① G3		C CU 76 B FF 85 B FF 86 F SL 79 B SL 79 C FF 86 3-3 ① K		X SL 78 0-0 85 1B 2-H 2B		2	0	0	0	0	1	2
16 Jason Kubel, L (6, PH) OBP: 0.452, SLG: 0.566										2	1	1	1	0	1	0
(6, 10)																
21 Delmon Young, R (1, 7) OBP: 0.420, SLG: 0.646	S FF 92 X FF 92 0-1 ③ F9			S SL 83 B FF 91 S SL 82 B CU 75 X FF 90 2-2 41 E 22 1B 1B		X SI 86 0-0 ② L7		B FF 87 X SL 80 1-0 2-H 1B		2	0	1	0	0	0	2
85 Brian Dinkelman, L (6, PH) OBP: 0.135, SLG: 0.163										2	0	1	1	0	0	0
(6, 7)																
5 Michael Cuddyer, R (1, 9) OBP: 0.385, SLG: 0.476		C FC 89 S SL 82 F FC 90 F CU 74 X FF 90 0-2 ① F9		B FF 90 C FF 90 D FF 90 F SL 82 C SL 82 2-3 ② K		X FF 86 0-0 ③ F8		F FF 85 B FF 86 B SL 79 B CH 82 F SL 77 S CH 81 3-3 ③ K		3	0	0	0	0	1	1
73 Chase Lambin, S (6, 9) OBP: 0.382, SLG: 0.393										1	0	0	0	0	1	1
22 Danny Valencia, R (1, 5) OBP: 0.333, SLG: 0.446		C CU 73 C SL 82 B FC 90 F FC 90 B SL 84 F FC 90 S CU 75 2-3 ② K		C FF 91 C FF 91 X FF 91 0-2 41 E 1-2 1B			X FF 85 0-0 ① F7		C CU 76 B FF 85 B CH 80 X SL 78 2-1 ① L5	4	0	1	0	0	1	0
41 Drew Butera, R (1, 2) OBP: 0.242, SLG: 0.200		C FF 90 X FF 90 0-1 ③ F8		B FF 91 S SL 82 S FF 91 B SL 83 B FF 91 X SL 84 3-2 E5 1-2 2-3			C FF 84 B SL 78 C SL 77 F FF 87 C FF 86 1-3 ② K		B FF 85 X FF 83 1-0 ② L5	3	0	0	0	0	1	2
32 René Rivera, R (7, 2) OBP: 0.346, SLG: 0.417										1	0	0	0	0	0	0
12 Alexi Casilla, S (1, 6) OBP: 0.305, SLG: 0.220			C FF 89 X CH 80 0-1 ① G3	F FF 90 F FF 91 S CU 74 0-3 ③ K			B SL 77 X CH 78 1-0 ③ B2-3		X FF 85 0-0 ③ F8	4	0	0	0	0	1	3
Inning Stats	R: 0 E: 1 K: 1 S: 14 H: 2 LOB: 2 BB: 0 P: 23	R: 0 E: 0 K: 1 S: 12 H: 0 LOB: 0 BB: 0 P: 14	R: 0 E: 0 K: 1 S: 7 H: 1 LOB: 1 BB: 0 P: 9	R: 0 E: 1 K: 2 S: 18 H: 2 LOB: 3 BB: 0 P: 27	R: 0 E: 0 K: 0 S: 9 H: 0 LOB: 0 BB: 0 P: 14	R: 0 E: 0 K: 1 S: 5 H: 0 LOB: 0 BB: 0 P: 8	R: 0 E: 0 K: 1 S: 6 H: 0 LOB: 0 BB: 0 P: 8	R: 2 E: 0 K: 3 S: 15 H: 3 LOB: 1 BB: 0 P: 24	R: 0 E: 0 K: 0 S: 4 H: 0 LOB: 0 BB: 0 P: 7	1B: 6 2B: 2 3B: 0 HR: 0 SF: 0 SAC: 0 DP: 0 HBP: 0						

TOP

Minnesota Twins @ Atlanta Braves

Turner Field, Atlanta, GA

Wed Mar 30 2011, 12:06 PM - 2:30 PM EDT

Att. 9,031 - Overcast - 55 F

livebaseballscorecards.com

AB	36
R	2
H	8
RBI	2
BB	0
SO	10
LOB	17

WP: 0 PA: 36
PB: 0
SB: 1
CS: 0

PITCHER		IP	WLS	BF	H	R	ER	SO	BB	IBB	HBP	BLK	WP	HR	S	P	ERA	WHIP
37 Brandon Beachy, R ERA: 0.9	(1, 1)	4.0		18	5	0	0	5	0	0	0	0	0	0	51	73	0.00	1.250
40 Rodrigo Lopez, R ERA: 3.8	(5, 1)	5.0	L	18	3	2	2	5	0	0	0	0	0	0	39	61	3.60	0.600

PITCHER		IP	WLS	BF	H	R	ER	SO	BB	IBB	HBP	BLK	WP	HR	S	P	ERA	WHIP

Minnesota Twins @ Atlanta Braves

Turner Field, Atlanta, GA

Wed Mar 30 2011, 12:06 PM - 2:30 PM EDT

Att. 9,031 - Overcast - 55 F

BOTTOM

Batter	1	2	3	4	5	6	7	8	9	AB	R	H	RBI	BB	SO	LOB
14 Martín Prado, R (1, 5) OBP: 0.322, SLG: 0.354 75 Ed Lucas, R (5, 5) OBP: 0.327, SLG: 0.295 (8, 3)	C CH 84 C CH 85 B SL 77 F SI 86 F SI 88 B SL 78 X SI 88 2-2 ① F8		B CH 79 B SI 87 X SI 88 2-0 2B		C SI 87 S SI 88 B SI 88 F SL 78 S SL 78 1-3 ③ K			B FF 89 C SL 82 C SL 83 B FF 92 F SI 82 B FF 92 S FF 92 3-3 ① K		2 0 1 0 0 0 0 2 0 0 0 0 2 3						
13 Nate McLouth, L (1, 8) OBP: 0.400, SLG: 0.419 39 Antoan Richardson, S (3, PR) (4, 7)	B CH 85 F SI 86 B CH 79 B SI 87 C SI 88 X SI 88 3-2 ② P4		B CH 80 B SI 88 S SI 88 F SI 88 B SI 89 F SI 89 F SL 80 B SI 89 4-2 BB			T SI 90 C SI 91 B SL 81 F SL 80 F SI 92 B SL 79 X SI 89 2-2 ① F9		F FF 90 B FF 89 F FF 90 B FF 90 F FF 90 B FF 90 F FF 90 X FF 91 3-2 ② F8		1 0 0 0 1 0 0 2 0 0 0 0 0 2						
5 Freddie Freeman, L (1, 3) OBP: 0.317, SLG: 0.408 77 Tyler Pastornicky, R (4, 4) OBP: 0.714, SLG: 0.600	C X SL 78 0-1 2B		X SI 90 0-0 ③ F7			X SI 90 0-0 20 G4-6-3 1B		B SL 83 C SL 83 F FF 91 B FF 92 B FF 90 B SI 90 4-2 1-2 2-3 85 FC5-4 BB		2 0 1 0 0 0 2 1 0 1 0 1 0 0						
20 Eric Hinske, L (1, 10) OBP: 0.211, SLG: 0.260 85 Mauro Gomez, R (8, PH) OBP: 0.500, SLG: 2.000 (9, 10)	B SI 88 F SI 87 F SI 88 S SI 90 1-3 ③ K			F CH 86 B CH 79 X CH 80 1-1 ① P4		B SL 80 B SI 89 S SI 89 S SI 89 X SI 90 2-2 ②③ G4-6-3 1-2f		B SL 83 B SL 82 X FF 90 2-0 ③ FC5-4 1-2f		3 0 0 0 0 1 2 1 0 0 0 0 0 3						
7 Brooks Conrad, S (1, 4) OBP: 0.259, SLG: 0.315 (4, 3) 87 Cory Harrilchak, L (8, 9)		C CH 84 X SL 76 0-1 ① F8		C SI 86 B SI 87 B CH 80 F SI 88 B SL 79 S SL 79 3-3 ② K			X FF 90 0-0 ① G3-1		B CH 86 B CH 84 X CH 84 2-0 ① G6-3	3 0 0 0 0 1 0 1 0 0 0 0 0 0						
17 Matt Young, L (1, 7) OBP: 0.368, SLG: 0.255 (4, 8) Dan Nelson, S (8, 5)		B CH 85 F SI 86 B SI 88 X SI 88 2-1 ② F7		F SI 86 B SL 79 F SI 89 X SI 89 1-2 ③ F8			C FF 89 X CH 84 0-1 ② G4-3		C CH 85 X CU 74 0-1 ② F8	3 0 0 0 0 0 0 1 0 0 0 0 0 0						
4 Joe Mather, R (1, 9) OBP: 0.217, SLG: 0.182 Cole Miles, S (8, 8)		C SL 77 C SI 88 B SL 78 F SI 90 S SI 88 1-3 ③ K			B SI 86 C SI 87 F CH 79 X SI 88 1-2 ① F7		B SI 92 F FF 88 B SI 90 X SI 91 2-1 ③ P3		C CH 86 X FF 85 0-1 ③ G3	3 0 0 0 0 1 0 1 0 0 0 0 0 0						
23 Brandon Hicks, R (1, 6) OBP: 0.349, SLG: 0.450			C CH 85 X CH 77 0-1 ① F7		S CH 78 B SI 87 X SI 88 1-1 ② F9			F FF 89 C SL 81 B SL 80 X SL 81 1-2 77 WP 27 BB 1B		3 0 1 0 0 0 0						
27 J.C. Boscan, R (1, 2) OBP: 0.360, SLG: 0.304			C SI 86 B SI 86 C SI 87 F SL 80 F SI 90 F SI 89 B SI 89 X SL 81 2-2 ② P6		F SI 87 B SL 78 S SL 78 F SI 90 B SL 79 X SI 89 2-2 1B			B SI 89 B FF 90 B SI 90 B FF 89 4-0 77 WP 1-2 BB		2 0 1 0 1 0 0						
Inning Stats	R: 0 E: 0 K: 1 S: 13 H: 1 LOB: 1 BB: 0 P: 19	R: 0 E: 0 K: 1 S: 8 H: 0 LOB: 0 BB: 0 P: 11	R: 0 E: 0 K: 0 S: 14 H: 1 LOB: 2 BB: 1 P: 22	R: 0 E: 0 K: 1 S: 8 H: 0 LOB: 0 BB: 0 P: 13	R: 0 E: 0 K: 1 S: 13 H: 1 LOB: 1 BB: 0 P: 18	R: 0 E: 0 K: 0 S: 9 H: 1 LOB: 0 BB: 0 P: 13	R: 0 E: 0 K: 0 S: 5 H: 0 LOB: 0 BB: 0 P: 7	R: 0 E: 0 K: 1 S: 15 H: 1 LOB: 3 BB: 2 P: 32	R: 0 E: 0 K: 0 S: 5 H: 0 LOB: 0 BB: 0 P: 7	1B: 3 2B: 2 3B: 0 HR: 0 SF: 0 SAC: 0 DP: 1 HBP: 0		WP: 1 PB: 0 SB: 0 CS: 0 PA: 34				

livebaseballscorecards.com

	AB	R	H	RBI	BB	SO	LOB
	31	0	5	0	3	5	12

PITCHER		IP	WLS	BF	H	R	ER	SO	BB	IBB	HBP	BLK	WP	HR	S	P	ERA	WHIP
30 Scott Baker, R ERA: 2.66	(1, 1)	5.0		19	3	0	0	4	1	0	0	0	0	0	56	83	0.00	0.800
15 Glen Perkins, L ERA: 1.5	(6, 1)	1.0		3	1	0	0	0	0	0	0	0	0	0	9	13	0.00	1.000
59 Kevin Slowey, R ERA: 1.69	(7, 1)	1.0	W	3	0	0	0	0	0	0	0	0	0	0	5	7	0.00	0.000
72 Carlos Gutierrez, R ERA: 0.9	(8, 1)	1.0	H	6	1	0	0	1	2	0	0	0	1	0	15	32	0.00	3.000
78 Andrew Baldwin, R ERA:	(9, 1)	1.0	S	3	0	0	0	0	0	0	0	0	0	0	5	7	0.00	0.000

PITCHER	IP	WLS	BF	H	R	ER	SO	BB	IBB	HBP	BLK	WP	HR	S	P	ERA	WHIP

Batter	1	2	3	4	5	6	7	8	9	AB	R	H	RBI	BB	SO	LOB
14 Martín Prado, R (1, 7)	C FF 81 C SL 72 B SI 83 B SI 83 X SL 71 2-2 ① G1-3		C FF 84 B SI 84 C SI 84 B SL 75 B SL 74 X SI 84 3-2 ① F9			X SI 82 0-0 ① L9		C SL 84 X SL 83 0-1 ② P3		4	0	0	0	0	0	0
13 Nate McLouth, L (1, 8)	S SI 82 X SI 83 0-1 ② F7		C CH 77 B SI 84 C SI 84 C CU 68 1-3 ② K			C FF 82 X CH 78 0-1 ② G4-3		B CH 83 F CH 83 B SL 84 X SI 92 2-1 ③ F7		4	0	0	0	0	1	0
10 Chipper Jones, S (1, 5) OBP: 0.500, SLG: 0.750	B FF 84 B SI 80 S CH 76 F SI 81 B SI 81 X SI 82 3-2 16 1B 2B		C SI 85 F SI 84 B FF 85 X SL 79 1-2 ③ F7			C SI 83 X SI 83 0-1 ③ G5-3			B SI 90 X SI 91 1-0 16 G1-6-3 1B	4	1	2	0	0	0	0
16 Brian McCann, L (1, 2) OBP: 0.500, SLG: 0.500	X SI 83 0-0 2-H 1B			B SI 81 X SI 82 1-0 ① G3-1			X SI 81 0-0 26 FC5-4 1B		C SL 76 F SI 91 D SL 77 F SL 77 F SI 91 F SI 91 X SL 77 1-2 ①② 1-2f G1-6-3	4	0	2	1	0	0	1
26 Dan Uggla, R (1, 4)	B SI 83 B SI 84 C SL 75 X SI 85 2-1 ③ F8			C SI 84 S SL 76 B SI 85 B CU 62 S CU 60 2-3 ② K			X SI 83 0-0 ① 1-2f FC5-4 22 BB		S SI 90 B SI 90 B CH 84 F SI 91 F SI 92 S SL 78 2-3 ③ K	4	0	0	0	0	2	2
22 Jason Heyward, L (1, 9) OBP: 0.667, SLG: 2.000		F SL 75 B SI 82 B SI 81 X SL 76 2-1 HR		B SI 84 C SI 84 C SL 80 F SI 84 B SI 85 B CU 67 C CU 66 3-3 ③ K			B SI 89 B FF 88 B SI 87 C FF 87 F SI 87 B SL 78 4-2 1-2 BB			2	1	1	1	1	1	0
2 Alex Gonzalez, R (1, 6)		C FF 82 F SL 74 X CU 59 0-2 ① F7			C SI 81 B SI 82 X CU 67 1-1 ① F9		B FC 85 F FC 87 F FF 92 B FF 92 F FF 92 B CH 80 S CH 80 3-3 ② K			3	0	0	0	0	1	2
5 Freddie Freeman, L (1, 3)		B FF 84 X CH 76 1-0 ② G3			B CH 77 B CH 78 B SL 79 C SI 82 F CH 78 X SI 83 3-2 ② F8		X FF 91 0-0 ③ F7			3	0	0	0	0	0	2
32 Derek Lowe, R (1, 1) 34 Eric O'Flaherty, L (6, 1) 58 Peter Moylan, R (7, 1) 20 Eric Hinske, L (8, PH) 39 Jonny Venters, L (8, 1) 46 Craig Kimbrel, R (9, 1)		F FF 81 X FF 84 0-1 ③ G1-3			S SL 78 C SI 85 B SL 78 X FF 85 1-2 ③ G4-3			B SL 83 B SI 91 X SI 91 2-0 ① G6-3		2 0 0 1 0 0	0 0 0 0 0 0	0 0 0 0 0 0	0 0 0 0 0 0	0 0 0 0 0 0	0 0 0 0 0 0	0 0 0 0 0 0
Inning Stats	R: 1 E: 0 K: 0 S: 11 H: 2 LOB: 1 BB: 0 P: 18	R: 1 E: 0 K: 0 S: 8 H: 1 LOB: 0 BB: 0 P: 11	R: 0 E: 0 K: 1 S: 9 H: 0 LOB: 0 BB: 0 P: 14	R: 0 E: 0 K: 2 S: 8 H: 0 LOB: 0 BB: 0 P: 14	R: 0 E: 0 K: 0 S: 8 H: 0 LOB: 0 BB: 0 P: 13	R: 0 E: 0 K: 0 S: 5 H: 0 LOB: 0 BB: 0 P: 5	R: 0 E: 0 K: 1 S: 9 H: 1 LOB: 2 BB: 1 P: 16	R: 0 E: 0 K: 0 S: 5 H: 0 LOB: 0 BB: 0 P: 9	R: 0 E: 0 K: 1 S: 11 H: 1 LOB: 0 BB: 0 P: 15	1B: 3 2B: 1 3B: 0 HR: 1 SF: 0 SAC: 0 DP: 1 HBP: 0						

PITCHER		IP	WLS	BF	H	R	ER	SO	BB	IBB	HBP	BLK	WP	HR	S	P	ERA	WHIP
61 Livan Hernandez, R	(1, 1)	6.1	L	23	4	2	2	3	0	0	0	0	0	1	51	77	2.84	0.632
ERA: 2.84																		
45 Doug Slaten, L	(7, 1)	0.0		1	0	0	0	0	1	0	0	0	0	0	2	6	∞	∞
ERA:																		
36 Tyler Clippard, R	(7, 1)	0.2		2	0	0	0	1	0	0	0	0	0	0	5	8	0.00	0.000
ERA:																		
60 Todd Coffey, R	(8, 1)	1.0		3	0	0	0	0	0	0	0	0	0	0	5	9	0.00	0.000
ERA:																		
17 Sean Burnett, L	(9, 1)	1.0		3	1	0	0	1	0	0	0	0	0	0	11	15	0.00	1.000
ERA:																		

PITCHER	IP	WLS	BF	H	R	ER	SO	BB	IBB	HBP	BLK	WP	HR	S	P	ERA	WHIP

TOP

Atlanta Braves @ Washington Nationals

Nationals Park, Washington, DC

Thu Mar 31 2011, 1:12 PM - 3:43 PM EDT

Att. 39,055 - Overcast - 41 F

livebaseballscorecards.com

AB	31
R	2
H	5
RBI	2
BB	1
SO	5
LOB	7

WP: 0	PA: 32				
PB: 0					
SB: 0					
CS: 0					

BOTTOM

Atlanta Braves @ Washington Nationals

Nationals Park, Washington, DC

Thu Mar 31 2011, 1:12 PM - 3:43 PM EDT

Att. 39,055 - Overcast - 41 F

livebaseballscorecards.com

Batter	1	2	3	4	5	6	7	8	9	AB	R	H	RBI	BB	SO	LOB
6 Ian Desmond, R (1, 6)	B SI 87 C SI 86 F SL 79 C FC 85 1-3 ① K		B SL 79 F SL 78 C SL 82 S SL 80 1-3 ① K			B SI 86 C SI 88 X SL 80 1-1 ① G5-3		B SI 93 X SI 93 1-0 ① G5-3		4	0	0	0	0	2	0
28 Jayson Werth, R (1, 9) OBP: 0.250, SLG: 0.250	B SI 88 C SI 89 B SI 89 F SI 88 X SI 90 2-2 ② 11 1B 1B		B SI 80 C CH 83 B SI 88 C SI 88 B SI 88 S SI 89 3-3 ② K			B SI 87 F CH 82 B SI 88 B SI 87 F SI 88 X SI 88 3-2 ② G6-3		B SI 94 B SI 94 C SI 92 X SI 93 2-1 ② G6-3		4	0	1	0	0	1	0
11 Ryan Zimmerman, R (1, 5) OBP: 0.500, SLG: 0.333	1 SAFE C SI 88 1 SAFE B SI 88 X SI 88 1-1 1-3 1B		C SL 80 B FC 84 B CH 84 C SL 80 B SI 89 F SI 89 C SI 89 3-3 ③ K			B SI 88 C SI 88 B SI 87 B CH 83 C SL 79 B SI 87 4-2 25 1B BB		X SI 93 0-0 ③ G5-3		3	0	1	0	1	1	0
25 Adam LaRoche, L (1, 3) OBP: 0.250, SLG: 0.250	B SI 89 D SI 88 F SI 88 T SI 89 B SI 89 X CH 83 3-2 ② P4			B SL 78 B SI 87 C SI 86 F SL 79 X SL 80 2-2 ① F7		C SL 84 C SL 86 B SI 91 B SL 86 X SL 87 2-2 1-2 38 FC6-4 1B			B FF 94 C FF 94 B FF 95 B FF 94 C FF 93 F FF 95 X FF 95 3-2 ① F7	4	0	1	0	0	0	2
38 Michael Morse, R (1, 7)	C SL 82 B SL 81 X SL 80 1-1 ③ G6-3			B SI 88 F SL 80 F SI 88 B SL 81 B SI 89 C SI 88 3-3 ② K		C SI 91 X SI 91 0-1 ③ FC6-4 1-2f			C KC 85 B KC 86 T FF 97 B FF 97 F FF 95 S FF 96 2-3 ② K	4	0	0	0	0	2	4
43 Rick Ankiel, L (1, 8)		B SI 87 B SI 88 F SI 88 X SI 87 2-1 ① F9		B CH 83 F SL 83 S CH 84 B SI 88 B CH 83 F CH 83 B SL 82 4-2 8 CS BB			C FF 90 B SL 86 C SI 90 B SL 85 X SL 85 2-2 ① F7		B FF 96 F FF 95 B FF 95 F FF 94 C KC 86 2-3 ③ K	3	0	0	0	1	1	0
8 Danny Espinosa, S (1, 4) OBP: 0.667, SLG: 1.000	C SL 79 B CH 84 F CH 83 X SI 89 1-2 7 G5-3 1B			B SI 87 B CH 84 2-0 ③ CS 1-2	C SL 78 B SI 86 B CH 82 C SL 78 B CH 83 X SI 88 3-2 ① G1-3		B SI 91 X CH 84 1-0 7 G3-1 2B			3	0	2	0	0	0	0
7 Ivan Rodriguez, R (1, 2)	B SI 89 S SL 81 1 SAFE B SL 81 X SL 80 2-1 ② G5-3 1-2				F SL 80 S SL 79 B SL 80 F SI 88 X SL 80 1-2 ② G4-3		F SI 90 B SI 91 X SL 84 1-1 ② G3-1 2-3			3	0	0	0	0	0	2
61 Livan Hernandez, R (1, 1) 45 Doug Slaten, L (7, 1) 36 Tyler Clippard, R (7, 1) 15 Jerry Hairston, R (7, PH) 19 Laynce Nix, L (7, PH) 60 Todd Coffey, R (8, 1) 17 Sean Burnett, L (9, 1)	B SL 80 C SI 88 X SL 81 1-1 ③ G1-3		C SI 87 S SL 80 B SI 88 F SL 80 B SL 79 C SI 87 2-3 ③ K				B CH 79 S CH 79 S SI 91 S CH 80 1-3 ③ K			2 0 0 0 1 0 0	0 0 0 0 0 0 0	0 0 0 0 0 0 0	0 0 0 0 0 0 0	1 0 0 0 1 0 0	1 0 0 0 1 0 0	0 0 0 0 0 0 0

Inning Stats	1	2	3	4	5	6	7	8	9
	R: 0 E: 0 K: 1 S: 13	H: 2 LOB: 2 BB: 0 P: 21	R: 0 E: 0 K: 0 S: 9	H: 1 LOB: 1 BB: 0 P: 15	R: 0 E: 0 K: 3 S: 10	H: 0 LOB: 0 BB: 0 P: 17	R: 0 E: 0 K: 1 S: 9	H: 0 LOB: 0 BB: 1 P: 20	R: 0 E: 0 K: 1 S: 11	H: 0 LOB: 0 BB: 0 P: 17
	R: 0 E: 0 K: 0 S: 12	H: 1 LOB: 2 BB: 1 P: 22	R: 0 E: 0 K: 1 S: 9	H: 1 LOB: 1 BB: 0 P: 14	R: 0 E: 0 K: 0 S: 4	H: 0 LOB: 0 BB: 0 P: 7	R: 0 E: 0 K: 2 S: 11	H: 0 LOB: 0 BB: 0 P: 18	1B: 4 2B: 1 3B: 0 HR: 0	SF: 0 SAC: 0 DP: 0 HBP: 0	WP: 0 PB: 0 SB: 0 CS: 1	PA: 34

	AB	31
	R	0
	H	5
	RBI	0
	BB	2
	SO	9
	LOB	10

PITCHER		IP	WLS	BF	H	R	ER	SO	BB	IBB	HBP	BLK	WP	HR	S	P	ERA	WHIP
32 Derek Lowe, R	(1, 1)	5.2	W	21	3	0	0	6	2	0	0	0	0	0	59	105	0.00	0.882
ERA:																		
34 Eric O'Flaherty, L	(6, 1)	1.0	H	5	2	0	0	0	0	0	0	0	0	0	11	17	0.00	2.000
ERA:																		
58 Peter Moylan, R	(7, 1)	0.1	H	1	0	0	0	1	0	0	0	0	0	0	3	4	0.00	0.000
ERA:																		
39 Jonny Venters, L	(8, 1)	1.0	H	3	0	0	0	0	0	0	0	0	0	0	4	7	0.00	0.000
ERA:																		
46 Craig Kimbrel, R	(9, 1)	1.0	S	3	0	0	0	2	0	0	0	0	0	0	11	18	0.00	0.000
ERA:																		

PITCHER	IP	WLS	BF	H	R	ER	SO	BB	IBB	HBP	BLK	WP	HR	S	P	ERA	WHIP

Atlanta Braves @ Washington Nationals

Nationals Park, Washington, DC

Sat Apr 02 2011, 1:37 PM - 5:28 PM EDT

Att. 21,941 - Cloudy - 43 F

TOP

livebaseballscorecards.com

Batter	1	2	3	4	5	6	7	8	9	AB	R	H	RBI	BB	SO	LOB
14 Martín Prado, R (1, 7)	G4-3		L4	F8		F7			G1-3	5	0	0	0	0	0	4
13 Nate McLouth, L (1, 8) OBP: 0.222, SLG: 0.125	K		10 WP 10 1B HBP		K		10 G4-6-3 1B		G6-3	4	1	1	0	0	2	0
10 Chipper Jones, S (1, 5) OBP: 0.444, SLG: 0.556	1B		26 FC5-4 1-H 1B		G5-3		G4-6-3 1-2f		L1	5	0	2	1	0	0	1
16 Brian McCann, L (1, 2) OBP: 0.375, SLG: 0.375	F7		K		F7		1B			4	0	1	0	0	1	2
26 Dan Uggla, R (1, 4) OBP: 0.125, SLG: 0.500		F8	FC5-4 1-2f			HR	F7			4	1	1	1	0	0	2
22 Jason Heyward, L (1, 9) OBP: 0.429, SLG: 0.800		5 G4-3 2 1B BB		G3		P5		F9		3	0	0	0	1	0	0
2 Alex Gonzalez, R (1, 6) OBP: 0.571, SLG: 1.000		5 G4-3 1-2 1B		48 5 SH2-4 1B		5 2B BB		HR		3	1	3	1	1	0	0
5 Freddie Freeman, L (1, 3) OBP: 0.286, SLG: 0.429		G4-3 1-2 2-3		48 SH2-4 1-2 1B		1-3 2B		K		4	0	2	0	0	1	2
48 Tommy Hanson, R (1, 1)		G4-3		SH2-4		K		G3		1	0	0	0	0	0	2
50 Cristhian Martinez, R (4, 1)										0	0	0	0	0	0	0
7 Brooks Conrad, S (6, PH)										1	0	0	0	0	1	2
19 Scott Linebrink, R (6, 1)										0	0	0	0	0	0	0
52 George Sherrill, L (7, 1)										0	0	0	0	0	0	0
20 Eric Hinske, L (8, PH)										1	0	0	0	0	0	0
58 Peter Moylan, R (8, 1)										0	0	0	0	0	0	0
34 Eric O'Flaherty, L (8, 1)										0	0	0	0	0	0	0
Inning Stats	R: 0 E: 0 K: 1 S: 8 H: 1 LOB: 1 BB: 0 P: 13	R: 0 E: 0 K: 0 S: 6 H: 1 LOB: 2 BB: 1 P: 15	R: 1 E: 0 K: 1 S: 9 H: 1 LOB: 1 BB: 0 P: 15	R: 0 E: 0 K: 0 S: 9 H: 2 LOB: 2 BB: 0 P: 14	R: 0 E: 0 K: 1 S: 6 H: 0 LOB: 0 BB: 0 P: 11	R: 1 E: 0 K: 1 S: 11 H: 2 LOB: 2 BB: 1 P: 22	R: 0 E: 0 K: 0 S: 12 H: 2 LOB: 1 BB: 0 P: 17	R: 1 E: 0 K: 1 S: 8 H: 1 LOB: 0 BB: 0 P: 10	R: 0 E: 0 K: 0 S: 14 H: 0 LOB: 0 BB: 0 P: 21	1B: 7 2B: 1 3B: 0 HR: 2 SF: 0 SAC: 1 DP: 1 HBP: 1						

PITCHER		IP	WLS	BF	H	R	ER	SO	BB	IBB	HBP	BLK	WP	HR	S	P	ERA	WHIP
31 John Lannan, L ERA: 1.8	(1, 1)	5.0	W	22	5	1	1	3	1	0	1	0	1	0	38	68	1.80	1.200
57 Chad Gaudin, R ERA: 27.0	(6, 1)	0.1	H	3	1	1	1	0	1	0	0	0	0	1	5	12	27.00	6.000
45 Doug Slaten, L ERA:	(6, 1)	0.0		1	1	0	0	0	0	0	0	0	0	0	1	1	∞	∞
36 Tyler Clippard, R ERA:	(6, 1)	1.2	H	6	2	0	0	1	0	0	0	0	0	0	17	26	0.00	1.200
22 Drew Storen, R ERA: 13.5	(8, 1)	0.2	H	3	1	1	1	1	0	0	0	0	0	1	7	9	13.50	1.500

PITCHER		IP	WLS	BF	H	R	ER	SO	BB	IBB	HBP	BLK	WP	HR	S	P	ERA	WHIP
17 Sean Burnett, L ERA:	(8, 1)	1.1	S	4	0	0	0	0	0	0	0	0	0	0	15	22	0.00	0.000

AB	35
R	3
H	10
RBI	3
BB	2
SO	5
LOB	15

WP: 1	PA: 39
PB: 0	
SB: 0	
CS: 0	

BOTTOM

Atlanta Braves @ Washington Nationals

Nationals Park, Washington, DC

Sat Apr 02 2011, 1:37 PM - 5:28 PM EDT

Att. 21,941 - Cloudy - 43 F

livebaseballscorecards.com

Batter	1	2	3	4	5	6	7	8	9	AB	R	H	RBI	BB	SO	LOB
6 Ian Desmond, R (1, 6)	C FF 90 C FF 90 B SL 80 B FF 92 X FF 92 2-2 ① G6-3	B FF 92 X SL 82 1-0 ③ FC5 1-2 2-3f		X SL 80 0-0 ② G5-3		C FF 93 D FC 90 X FC 88 1-1 ② F8		B SI 92 S CH 82 1 SAFE F SI 91 F SL 80 1 SAFE X SL 78 1-2 ② FC5-4 28 BB 11 1B 1-2f		5	1	0	0	0	0	5
28 Jayson Werth, R (1, 9) OBP: 0.556, SLG: 0.750	C FF 92 B FF 91 C FF 91 X SL 82 1-2 11 F9 2B		C FF 90 B FF 90 X FF 91 1-1 25 F9 38 SF9 2B	C CU 74 F FF 91 X CH 83 0-2 11 BB 1B 2-3		C FF 94 D SL 82 X FF 92 1-1 ③ P4		1 SAFE B SI 90 B SI 89 C SI 89 B CH 81 B SI 92 4-1 11 1B BB 1-2		4	1	3	0	1	0	1
11 Ryan Zimmerman, R (1, 5) OBP: 0.667, SLG: 0.833	D CU 75 S CU 74 X FF 92 1-1 ② F9 2-3		B SL 80 B FF 90 H FF 90 3-0 43 HR HBP	B SI 90 B SL 82 C CH 84 B SI 90 B SL 84 4-1 BB 1-2			C S FF 93 B FF 93 B SL 81 X FC 87 2-2 43 SH1-3 3B	B CH 81 C SI 90 B SL 80 X SI 89 2-1 1B 1-2 2-H		3	2	2	1	1	0	1
25 Adam LaRoche, L (1, 3) OBP: 0.111, SLG: 0.111	C CU 74 F FF 91 B FF 91 D CU 76 X FF 91 2-2 ③ G1-3		B FF 91 B FF 91 C SL 81 X FF 91 2-1 ① F9 2-3	B CH 83 C SI 90 X SI 90 1-1 ③ G4-3			B SL 74 F FF 89 C FF 89 X SL 76 1-2 ① G4-3	X FF 90 0-0 ③ F7		5	0	0	0	0	0	9
38 Michael Morse, R (1, 7) 22 Drew Storen, S (8, 1) 17 Sean Burnett, L (8, 1)		B FF 90 C CU 74 B FF 91 B SL 81 B FF 92 4-1 43 G3-1 43 E 8 SF8 BB	X FF 92 0-0 ② SF9 3-H		B SI 89 C SI 90 C SI 90 B SI 89 X CH 85 2-2 ① F9		I IN 58 I IN 58 I IN 63 I IN 64 4-0 43 SH1-3 IBB			1 0 0	1 0 0	0 0 0	1 0 0	1 0 0	0 0 0	0 0 0
43 Rick Ankiel, L (1, 8) OBP: 0.286, SLG: 0.667		1 SAFE B FF 90 C SL 82 X SL 82 1-1 ① G3-1 1-3	1 SAFE B CU 74 B SL 79 B FF 91 S FF 91 X FF 91 3-1 1-H HR		T SL 80 X SL 80 0-1 ② L9		B SL 75 C SL 72 X SL 76 1-1 ② SH1-3 1-2 3-H			3	1	1	3	0	0	1
8 Danny Espinosa, S (1, 4) OBP: 0.286, SLG: 0.500		C FF 90 D CH 83 B CU 74 X CH 81 2-1 ② SF8 3-H	F FF 92 F SL 83 C FF 92 0-3 ③ K		C SI 89 X SI 90 0-1 ③ G4-3		D FF 89 C SL 74 B SL 75 C SL 73 S FF 90 2-3 ③ K			3	0	0	1	0	2	1
3 Wilson Ramos, R (1, 2) OBP: 0.750, SLG: 0.750		C FF 91 B FF 92 B FF 90 X FF 91 2-1 6 FC5 31 BB 1B		C FF 91 C CU 74 B FF 92 X FF 91 1-2 28 1B 31 SH2-4 1B		C FF 93 B FF 94 F FF 93 X SL 80 1-2 1B		B SI 91 C SI 92 F CH 82 B SL 78 S SL 80 2-3 ① K		4	0	3	0	0	1	0
31 John Lannan, L (1, 1) 57 Chad Gaudin, R (6, 1) 45 Doug Slaten, L (6, 1) 36 Tyler Clippard, R (6, 1) 19 Laynce Nix, L (6, 7) OBP: 0.333, SLG: 0.333 15 Jerry Hairston, R (7, PH)		C FF 90 B FF 90 F FF 92 B CU 74 B FF 92 B FF 92 4-2 6 FC5 1-2 BB		X FF 88 0-0 ① SH2-4 1-2		F FF 93 F FF 92 D SL 80 D FC 89 B FF 94 S SI 94 3-3 ① K		C SI 92 X SI 90 0-1 6 FC5-4 1B		0 0 0 0 2 0	0 0 0 0 0 0	0 0 0 0 1 0	0 0 0 0 0 1	1 0 0 0 0 0	0 0 0 0 1 0	0 0 0 0 1 0
Inning Stats	R: 0 E: 0 K: 0 S: 11 H: 1 LOB: 1 BB: 0 P: 17	R: 1 E: 1 K: 0 S: 10 H: 1 LOB: 2 BB: 2 P: 24	R: 3 E: 0 K: 1 S: 10 H: 2 LOB: 0 BB: 0 P: 19	R: 0 E: 0 K: 0 S: 11 H: 2 LOB: 3 BB: 1 P: 17	R: 0 E: 0 K: 0 S: 7 H: 0 LOB: 0 BB: 0 P: 9	R: 0 E: 0 K: 1 S: 10 H: 1 LOB: 1 BB: 0 P: 16	R: 1 E: 0 K: 1 S: 11 H: 1 LOB: 1 BB: 1 P: 21	R: 1 E: 0 K: 1 S: 13 H: 2 LOB: 2 BB: 1 P: 22		1B: 6 2B: 2 3B: 1 HR: 1	SF: 2 SAC: 2 DP: 0 HBP: 1			WP: 0 PB: 0 SB: 0 CS: 0	PA: 40	

	AB	30
	R	6
	H	10
	RBI	6
	BB	5
	SO	4
	LOB	19

PITCHER		IP	WLS	BF	H	R	ER	SO	BB	IBB	HBP	BLK	WP	HR	S	P	ERA	WHIP
48 Tommy Hanson, R ERA: 7.36	(1, 1)	3.2	L	19	5	4	3	1	2	0	1	0	0	1	36	66	7.36	1.909
50 Cristhian Martinez, R ERA:	(4, 1)	1.1		6	1	0	0	0	1	0	0	0	0	0	13	20	0.00	1.500
19 Scott Linebrink, R ERA: 9.0	(6, 1)	1.0		5	2	1	1	1	0	0	0	0	0	0	13	21	9.00	2.000
52 George Sherrill, L ERA:	(7, 1)	1.0		4	0	0	0	1	0	1	0	0	0	0	8	16	0.00	0.000
58 Peter Moylan, R ERA: 9.0	(8, 1)	0.2		5	2	1	1	1	1	0	0	0	0	0	12	21	13.50	4.500

PITCHER		IP	WLS	BF	H	R	ER	SO	BB	IBB	HBP	BLK	WP	HR	S	P	ERA	WHIP
34 Eric O'Flaherty, L ERA:	(8, 1)	0.1		1	0	0	0	0	0	0	0	0	0	0	1	1	0.00	0.000

Atlanta Braves @ Washington Nationals

Nationals Park, Washington, DC

Sun Apr 03 2011, 1:36 PM - 4:24 PM EDT

Att. 22,210 - Partly Cloudy - 53 F

TOP

livebaseballscorecards.com

Batter	1	2	3	4	5	6	7	8	9	AB	R	H	RBI	BB	SO	LOB
14 Martín Prado, R (1, 7) (8, 5) OBP: 0.200, SLG: 0.357	C FF 92 X SL 85 0-1 13 FC3-6 1B	C FF 93 B SL 86 B SL 85 F FF 93 X FF 94 2-2 ① P3	S SL 86 X FF 93 0-1 E4 1-H 2B	C FF 92 C FF 92 B FF 92 X FF 94 1-2 10 BB 16 1B 2B	B CU 77 D CU 78 X SI 89 2-0 ② SF9 2-3 3-H	C SI 92 C SL 83 F FF 94 F FF 95 F FF 95 B SL 83 X SL 83 1-2 ③ G5-3	5	1	3	1	0	0	0
13 Nate McLouth, L (1, 8) OBP: 0.286, SLG: 0.250	C FF 92 1 SAFE F CH 85 B FF 93 X SL 85 1-2 ① FC3-6 10 G4-3 16 1B 1-2f	C FF 93 X SL 87 0-1 ② L6	C FF 93 X SL 86 0-1 ② F7	B SI 94 B SI 93 B SI 93 B SI 93 4-0 10 BB 16 1B BB	D CH 83 B SI 91 X SI 90 2-0 10 2B 3-H 2B		4	3	1	1	1	0	2
10 Chipper Jones, S (1, 5) OBP: 0.429, SLG: 0.538 17 Matt Young, L (8, PR) (8, 7)	B FF 93 1 SAFE C FF 92 X FF 93 1-1 ② G4-3 1-2	B FF 93 X FF 94 1-0 ③ F7	B FF 92 B FF 92 F FF 93 B CH 86 X FF 94 3-1 ③ P5	B CH 86 D CH 82 B SI 87 F SI 89 B SI 89 4-1 16 1B 1-2 2-3 BB	C FF 92 X FF 92 0-1 16 1B 2-H 2B		4	0	1	1	1	0	2
16 Brian McCann, L (1, 2) OBP: 0.462, SLG: 0.462	B CU 78 C FF 93 X CH 85 1-1 26 S 2-H 1B	C CU 76 T SL 86 S FF 93 0-3 ① K	B FF 92 X FF 91 1-0 ① P5	C SL 79 X FF 90 0-1 1-3 2-H 3-H 1B	C CH 88 X SL 81 0-1 26 1B 22 1B 2-H 1B		5	1	3	4	0	1	0
26 Dan Uggla, R (1, 4) OBP: 0.154, SLG: 0.385	C FF 92 B SL 86 F FF 94 B SL 89 X SL 85 2-2 ③ P6 1-2	F SL 83 X SL 85 0-1 ② F8	B FF 92 X FF 93 1-0 ② F9	C CH 83 B CH 83 X SI 90 1-1 ③ F8	C SL 81 B SL 82 D FF 93 B FF 93 X FF 91 3-1 22 1B 1-2 1B		5	0	1	0	0	0	3
22 Jason Heyward, L (1, 9) OBP: 0.500, SLG: 0.667		B FF 92 C FF 92 B SL 87 X FF 92 2-1 ① G4-3	X CU 77 0-0 ③ G3	B FF 93 B FF 92 F FF 93 B FF 93 F FF 94 B SL 88 4-2 BB	5 BB FC5 20 BLK 1B 2-1 1-3 2-H 1B		4	1	2	1	1	0	0
2 Alex Gonzalez, R (1, 6) OBP: 0.417, SLG: 0.818		S FF 93 S FF 94 F FF 94 F CU 80 F FF 95 S FF 94 0-3 ② K	B SL 85 X SL 86 1-0 5 G6-3 3B	C SL 86 1 SAFE X SL 86 0-1 ③ F7	FC5 20 BLK 5 BB 14 SF9 1-2 P4		5	2	1	0	0	1	5
5 Freddie Freeman, L (1, 3) OBP: 0.333, SLG: 0.300		B FF 94 B FF 94 C FF 95 B SL 87 B FF 93 4-1 15 FC6-4 BB	B CH 85 B FF 93 C FF 93 F SL 87 X FF 94 2-2 ① G6-3 3-H	B FF 92 F FF 92 B CH 83 F FF 92 S SL 85 2-3 ① K 14 SF9 20 BLK 13 2B 1-2 2-3 BB	B CH 80 F CH 80 B SI 88 F SI 89 B SI 89 4-2 F FF 93 B FF 93 B SI 92 X FF 94 3-1 ① L6		3	1	0	1	2	1	0
15 Tim Hudson, R (1, 1) 20 Eric Hinske, L (8, PH) 39 Jonny Venters, L (8, 1) 23 Brandon Hicks, R (9, PH) 19 Scott Linebrink, R (9, 1)		S FF 93 X SL 86 0-1 ③ FC6-4 1-2f	F FF 93 B FF 94 F SL 86 B CU 78 B FF 94 F FF 94 B FF 94 4-2 14 2B 14 E BB	F SL 83 F SL 84 B FF 92 B SI 93 X SI 93 2-2 ② G4-3	F CH 82 X CH 82 0-1 ① G3-1 1-2 2-3 3-H	C FF 93 X FF 93 0-1 ② G5-3	2 1 0 1 0	1 0 0 0 0	0 0 0 0 0	0 0 0 0 0	1 0 0 0 0	0 0 0 0 0	1 2 0 0 0
Inning Stats	R: 1 E: 0 K: 0 S: 12 H: 2 LOB: 1 BB: 0 P: 17	R: 0 E: 0 K: 1 S: 11 H: 0 LOB: 1 BB: 1 P: 17	R: 0 E: 0 K: 0 S: 6 H: 0 LOB: 0 BB: 0 P: 9	R: 0 E: 0 K: 1 S: 6 H: 0 LOB: 0 BB: 0 P: 6	R: 2 E: 1 K: 0 S: 13 H: 2 LOB: 1 BB: 1 P: 23	R: 0 E: 0 K: 0 S: 6 H: 0 LOB: 1 BB: 1 P: 12	R: 2 E: 0 K: 1 S: 14 H: 2 LOB: 2 BB: 2 P: 28	R: 6 E: 0 K: 0 S: 20 H: 6 LOB: 3 BB: 1 P: 37	R: 0 E: 0 K: 0 S: 10 H: 0 LOB: 0 BB: 0 P: 14	1B: 7 2B: 4 3B: 1 HR: 0 SF: 1 SAC: 0 DP: 0 HBP: 0						

	AB	39
	R	11
	H	12
	RBI	9
	BB	6
	SO	3
	LOB	15

WP: 0 PB: 0 SB: 1 CS: 0 PA: 46

PITCHER		IP	WLS	BF	H	R	ER	SO	BB	IBB	HBP	BLK	WP	HR	S	P	ERA	WHIP
27 Jordan Zimmermann, R ERA: 3.0	(1, 1)	6.0	L	25	4	3	2	2	3	0	0	0	0	0	54	84	3.00	1.167
60 Todd Coffey, R ERA: 10.8	(7, 1)	0.2		4	1	2	2	1	1	0	0	0	0	0	9	18	27.00	3.000
45 Doug Slaten, L ERA:	(7, 1)	0.1		3	1	0	0	0	1	0	0	0	0	0	5	10	0.00	6.000
55 Brian Broderick, R ERA: 54.0	(8, 1)	0.2		6	2	4	4	0	1	0	0	1	0	0	10	21	54.00	4.500
57 Chad Gaudin, R ERA: 40.5	(8, 1)	0.1		5	4	2	2	0	0	0	0	0	0	0	10	16	54.00	12.000

PITCHER		IP	WLS	BF	H	R	ER	SO	BB	IBB	HBP	BLK	WP	HR	S	P	ERA	WHIP
22 Drew Storen, R ERA: 5.4	(9, 1)	1.0		3	0	0	0	0	0	0	0	0	0	0	10	14	0.00	0.000

BOTTOM

Atlanta Braves @ Washington Nationals

Nationals Park, Washington, DC

Sun Apr 03 2011, 1:36 PM - 4:24 PM EDT

Att. 22,210 - Partly Cloudy - 53 F

livebaseballscorecards.com

Batter	1	2	3	4	5	6	7	8	9	AB	R	H	RBI	BB	SO	LOB
6 Ian Desmond, R (1, 6)	C SI 90 F SI 90 T SI 91 0-2 ① K		B SI 90 C SI 90 F SI 90 B FC 88 X FC 87 2-2 ① F9			F SI 89 X SI 90 0-1 ① P4		C SI 95 B FF 93 S SI 94 X SI 94 1-2 ③ G6-3		4	0	0	0	0	1	0
28 Jayson Werth, R (1, 9) OBP: 0.500, SLG: 0.600 19 Laynce Nix, L (9, PH) OBP: 0.250, SLG: 0.250	B FC 91 C SI 90 B SI 91 B SI 92 C SI 91 F SI 91 B SI 92 4-2 11 WP 25 1B BB		B SI 91 B SI 92 C SI 91 X FS 85 2-1 ② G1-3			C SI 90 B FF 90 X SI 89 1-1 ② G6-3			C SI 92 B FO 82 B FO 82 S FF 92 F FF 93 X FF 93 2-2 ① L8	2 1	1 0	0 0	0 0	1 0	0 0	0 0
11 Ryan Zimmerman, R (1, 5) OBP: 0.500, SLG: 0.556 13 Alex Cora, L (9, 5)	C SI 91 C SI 90 F FC 85 1 SAFE F SI 91 B FS 85 B SI 92 X FS 84 2-2 ② G5-3 1-2		C FC 87 X FS 85 0-1 ③ G4-3			C CU 75 X CU 74 0-1 ③ P6			C SI 92 B FF 91 B FO 81 F SI 91 F FF 91 B FF 93 B SI 91 4-2 12 BB BB	3 0	0 0	0 0	0 0	0 1	0 0	1 0
25 Adam LaRoche, L (1, 3) OBP: 0.167, SLG: 0.167 12 Matt Stairs, L (9, PH)	C FS 84 D FS 82 B FS 84 X SI 90 2-1 38 1B 2-H 1B			B FF 90 X SI 90 1-0 ① F7			B FF 88 B SI 87 X SI 89 2-0 ① G3-1		S FF 91 B FO 82 B SL 80 B FF 91 B FF 92 4-1 1-2 BB	3 0	0 0	1 0	1 0	0 1	0 0	0 0
38 Michael Morse, R (1, 7) OBP: 0.182, SLG: 0.111	X SI 91 0-0 ① 1-3 1B			C FF 90 B SI 92 X SI 90 1-1 ② P3			C SI 89 S FS 82 T SI 88 0-2 ② K		C FF 92 B FF 92 X FF 92 1-1 ② F4	4	0	1	0	0	1	2
43 Rick Ankiel, L (1, 8) OBP: 0.200, SLG: 0.444 55 Brian Broderick, R (8, 1) 57 Chad Gaudin, R (8, 1) 22 Drew Storen, S (9, 1) 3 Wilson Ramos, R (9, PH) OBP: 0.600, SLG: 0.600	X FC 86 0-0 ③ L8			B CU 74 F SI 91 B FS 85 F FS 84 B FF 92 T FC 86 3-2 ③ K			F FF 89 C FC 85 S FS 82 0-3 ③ K		C FF 91 F SI 92 D SL 81 C SL 80 1-3 ③ K	3 0 0 0 1	0 0 0 0 0	0 0 0 0 0	0 0 0 0 0	0 0 0 0 1	2 0 0 0 2	2 0 0 0 2
8 Danny Espinosa, S (1, 4) OBP: 0.400, SLG: 0.667		B SI 90 X SI 90 1-0 7 G6-4-3 1B			B SI 88 C SI 90 L FS 83 S FS 84 1-3 ① K			C SI 93 X CH 87 0-1 7 G6-3 15 G5-3 2B		3	1	2	0	0	1	0
7 Ivan Rodriguez, R (1, 2)		C CU 75 X SI 91 0-1 ① ② G6-4-3 1-2f			B FF 90 B FC 84 C SI 90 F FF 90 B SI 92 F SI 91 X FF 90 3-2 ② F8			C SI 93 X SI 94 0-1 ① G6-3 2-3		3	0	0	0	0	0	2
27 Jordan Zimmermann, R (1, 1) 60 Todd Coffey, R (7, 1) 45 Doug Slaten, L (7, 1) 15 Jerry Hairston, R (8, 8)		B SI 88 B SI 88 C SI 88 X SI 90 2-1 ③ G6-3			B SI 90 C FF 89 B FC 85 C FF 90 X FF 88 2-2 ③ G4-3			C SI 95 X SL 84 0-1 ② G5-3 3-H		2 0 0 1	0 0 0 0	0 0 0 1	0 0 0 0	0 0 0 0	0 0 0 0	0 0 0 0
Inning Stats	R: 1 E: 0 K: 1 S: 15 H: 2 LOB: 2 BB: 1 P: 23	R: 0 E: 0 K: 0 S: 5 H: 1 LOB: 0 BB: 0 P: 8	R: 0 E: 0 K: 0 S: 7 H: 0 LOB: 0 BB: 0 P: 11	R: 0 E: 0 K: 1 S: 6 H: 0 LOB: 0 BB: 0 P: 11	R: 0 E: 0 K: 1 S: 10 H: 0 LOB: 0 BB: 0 P: 16	R: 0 E: 0 K: 0 S: 6 H: 0 LOB: 0 BB: 0 P: 7	R: 0 E: 0 K: 2 S: 7 H: 0 LOB: 0 BB: 0 P: 9	R: 1 E: 0 K: 0 S: 9 H: 1 LOB: 0 BB: 0 P: 10	R: 0 E: 0 K: 1 S: 13 H: 0 LOB: 2 BB: 2 P: 25	1B: 3 2B: 1 3B: 0 HR: 0 SF: 0 SAC: 0 DP: 1 HBP: 0						WP: 1 PB: 0 SB: 0 CS: 0 PA: 33	

	AB	30
	R	2
	H	4
	RBI	2
	BB	3
	SO	6
	LOB	9

PITCHER	IP	WLS	BF	H	R	ER	SO	BB	IBB	HBP	BLK	WP	HR	S	P	ERA	WHIP
15 Tim Hudson, R (1, 1) ERA: 1.29	7.0	W	24	3	1	1	5	1	0	0	0	1	0	56	85	1.29	0.571
39 Jonny Venters, L (8, 1) ERA: 4.5	1.0		4	1	1	1	0	0	0	0	0	0	0	9	10	9.00	1.000
19 Scott Linebrink, R (9, 1) ERA: 4.5	1.0		5	0	0	0	1	2	0	0	0	0	0	13	25	0.00	2.000

PITCHER	IP	WLS	BF	H	R	ER	SO	BB	IBB	HBP	BLK	WP	HR	S	P	ERA	WHIP

Atlanta Braves @ Milwaukee Brewers

Miller Park, Milwaukee, WI

Mon Apr 04 2011, 1:12 PM - 4:01 PM CDT

Att. 46,017 - Roof Closed - 66 F

livebaseballscorecards.com

TOP

Batter	1	2	3	4	5	6	7	8	9	AB	R	H	RBI	BB	SO	LOB
14 Martín Prado, R (1, 7) OBP: 0.263, SLG: 0.556	C SI 88 B CH 82 T CH 81 B CU 75 X CH 78 2-2 ① L5		C SI 89 B CU 72 X CU 73 1-1 1B		B SI 88 B SI 88 C SI 88 B CH 81 X SI 88 3-1 ③ F9			B FF 89 C FF 90 C CU 83 F CU 80 B FF 90 B CU 76 F FF 90 X FF 90 3-2 HR		4	1	2	1	0	0	1
13 Nate McLouth, L (1, 8) OBP: 0.278, SLG: 0.250	B SI 89 B SI 89 C SI 88 X SI 89 2-1 26 CS 1B		1 SAFE 1 SAFE L FC 84 1 SAFE F FC 82 C CU 73 0-3 ③ K			B FC 81 B SI 88 F SI 86 C SI 88 B FC 83 X SI 87 3-2 ① G4-3		C CU 81 B FF 90 C FF 90 B CU 77 S SL 80 2-3 ① K		4	0	1	0	0	2	1
10 Chipper Jones, S (1, 5) OBP: 0.389, SLG: 0.471	1 SAFE B FF 88 B CH 80 X CH 80 2-0 ② P6			B SI 88 B SI 88 X SI 87 2-0 ① G6-3		B FF 88 B FF 88 C CH 80 B CH 80 X SI 88 3-1 26 FC6-4 1B		C CU 81 B CU 76 X FF 90 1-1 ② G4-3		4	0	1	0	0	0	1
26 Dan Uggla, R (1, 4) OBP: 0.176, SLG: 0.529	1 SAFE 0-0 ③ CS 1-2	X SI 87 0-0 ① G3		B SI 88 X CH 81 1-0 ② F7		1 SAFE S CH 80 D CH 80 C CU 71 X CH 80 1-2 ② FC6-4 1-2f		B CU 76 F SL 81 B CU 77 X CU 77 2-1 HR		4	1	1	1	0	0	1
22 Jason Heyward, L (1, 9) OBP: 0.500, SLG: 0.583		C SI 88 C CU 73 B FC 84 B FF 88 S CH 78 2-3 ② K		B CU 73 S FC 82 B FC 83 B SI 89 S FC 83 B CH 78 4-2 BB		C CU 73 S FC 82 B FC 83 B SI 89 S FC 83 X FF 88 1-1 ③ P2		B FF 89 B FF 89 F CU 80 F FF 89 X CU 80 2-2 1B		3	0	1	0	1	1	1
2 Alex Gonzalez, R (1, 6) OBP: 0.375, SLG: 0.643		B SI 88 B CH 79 B SI 88 C SI 86 B CH 80 4-1 BB		C CH 79 1 SAFE F SI 88 S SI 88 0-3 ③ K			C SI 88 T SI 89 S SI 89 0-3 ① K	B CU 79 D FF 89 1 SAFE S FF 88 B FF 89 F FF 88 F CU 80 X CU 79 3-2 ③ P2		3	0	0	0	1	2	2
5 Freddie Freeman, L (1, 3) OBP: 0.250, SLG: 0.214		B FC 83 1 SAFE C FC 81 C SI 88 B CU 74 1 SAFE F CU 74 F FF 90 F SI 89 3-3 ③ K			X SI 88 0-0 ① G3-1		X SI 88 0-0 ② F7		C FF 90 B SL 81 F FF 91 C FF 90 1-3 ① K	4	0	0	0	0	2	1
8 David Ross, R (1, 2) OBP: 0.667, SLG: 0.500 52 George Sherrill, L (7, 1) 58 Peter Moylan, R (7, 1) 39 Jonny Venters, L (8, 1) 7 Brooks Conrad, S (9, PH) 46 Craig Kimbrel, R (9, 1)			B SI 87 B SI 87 C SI 87 S SI 88 F CH 80 B CH 80 X FF 88 3-2 ① F8		S SI 87 B FF 88 B SI 89 B CH 80 S SI 88 F SI 88 B SI 89 4-2 BB		B SI 88 X SI 88 1-0 1B		C FF 91 B SL 80 B SL 81 B FF 92 X FF 92 3-1 ② F8	2 0 0 0 1 0	0 0 0 0 0 0	1 0 0 0 0 0	0 0 0 0 0 0	1 0 0 0 0 0	0 0 0 0 0 0	0 0 0 0 0 0
37 Brandon Beachy, R (1, 1) 16 Brian McCann, L (7, PH) OBP: 0.400, SLG: 0.400 (7, 2)			B SI 88 C SI 87 X SI 88 1-1 ② G6-3		C SI 88 D SI 88 M FF 88 B CU 70 L FF 87 2-3 ② K		F SI 88 B SI 87 B SI 87 X SI 86 2-1 ③ G3		B FF 91 F FF 91 B FF 92 X FF 92 2-1 ③ F9	2 2	0 0	0 0	0 0	0 0	1 0	1 1
Inning Stats	R: 0 E: 0 K: 0 S: 6 H: 1 LOB: 0 BB: 0 P: 12	R: 0 E: 0 K: 2 S: 11 H: 0 LOB: 1 BB: 1 P: 20	R: 0 E: 0 K: 1 S: 11 H: 1 LOB: 1 BB: 0 P: 16	R: 0 E: 0 K: 1 S: 7 H: 0 LOB: 1 BB: 1 P: 14	R: 0 E: 0 K: 1 S: 9 H: 0 LOB: 1 BB: 1 P: 18	R: 0 E: 0 K: 0 S: 10 H: 1 LOB: 1 BB: 0 P: 18	R: 0 E: 0 K: 1 S: 7 H: 1 LOB: 1 BB: 0 P: 10	R: 2 E: 0 K: 1 S: 19 H: 3 LOB: 1 BB: 0 P: 32	R: 0 E: 0 K: 1 S: 7 H: 0 LOB: 0 BB: 0 P: 13	1B: 5 2B: 0 3B: 0 HR: 2 SF: 0 SAC: 0 DP: 0 HBP: 0						

	AB	33
	R	2
	H	7
	RBI	2
	BB	3
	SO	8
	LOB	10

WP: 0 PA: 37
PB: 0
SB: 0
CS: 1

PITCHER		IP	WLS	BF	H	R	ER	SO	BB	IBB	HBP	BLK	WP	HR	S	P	ERA	WHIP
38 Chris Narveson, L ERA:	(1, 1)	6.0		23	3	0	0	5	3	0	0	0	0	0	54	98	0.00	1.000
50 Kameron Loe, R ERA: 3.86	(7, 1)	1.0	H	4	1	0	0	1	0	0	0	0	0	0	7	10	0.00	1.000
40 Takashi Saito, R ERA: 9.0	(8, 1)	1.0	L	6	3	2	2	1	0	0	0	0	0	2	19	32	18.00	3.000
21 Zach Braddock, L ERA:	(9, 1)	1.0		3	0	0	0	1	0	0	0	0	0	0	7	13	0.00	0.000

PITCHER	IP	WLS	BF	H	R	ER	SO	BB	IBB	HBP	BLK	WP	HR	S	P	ERA	WHIP

BOTTOM

Atlanta Braves @ Milwaukee Brewers

Miller Park, Milwaukee, WI

Mon Apr 04 2011, 1:12 PM - 4:01 PM CDT

Att. 46,017 - Roof Closed - 66 F

livebaseballscorecards.com

Batter	1	2	3	4	5	6	7	8	9	AB	R	H	RBI	BB	SO	LOB
23 Rickie Weeks Jr., R (1, 4) OBP: 0.353, SLG: 1.000	C FF 92 F B SL 85 B SL 84 B CU 74 X FF 92 3-2 28 HBP 1B		B SL 82 F FF 90 B FF 92 X FF 89 2-1 HR		C SL 82 C FF 90 X CH 83 0-2 ① P4		S SL 79 F SL 80 S SI 91 0-3 ③ K			4	1	2	1	0	1	1
27 Carlos Gómez, R (1, 8) OBP: 0.176, SLG: 0.313	B SL 84 1 SAFE 1 SAFE C FF 91 1 SAFE S FF 90 F FF 91 B CU 75 1 SAFE 2-3 ① S FF 91 K		B SL 84 B SL 83 F FF 92 X CU 74 2-1 ① G4-3		F CU 74 M SL 81 B FF 91 F SL 83 F CU 73 B CH 82 F CH 81 S FF 93 2-3 ② K			B SL 77 F SI 89 L SL 78 F SL 76 X CH 80 1-2 ① G5-3		4	0	0	0	0	2	1
8 Ryan Braun, R (1, 7) OBP: 0.412, SLG: 0.733	X FF 90 0-0 ② P6		C FF 92 C FF 90 B FF 92 B CU 75 X CU 74 2-2 ② G5-3		F CH 82 S FF 92 C FF 92 0-3 ③ K			C SI 90 S CH 82 B SL 80 F SL 79 X CH 82 1-2 28 G5-6-3 1B		4	0	1	0	0	1	1
28 Prince Fielder, L (1, 3) OBP: 0.412, SLG: 0.231	C FF 91 1 SAFE H FF 92 1-1 1-2 HBP		B CH 84 F CU 74 B CH 83 X CH 82 2-1 ③ G6-3			X CH 79 0-0 ① P2		C SI 94 X SI 95 0-1 ②③ G5-6-3 1-2f		3	0	0	0	0	0	1
14 Casey McGehee, R (1, 5) OBP: 0.294, SLG: 0.333	F FF 92 C CU 75 B CU 74 D CU 75 X FF 92 2-2 ③ F9			B SL 82 S CH 80 B SL 84 B FF 91 B FF 92 4-1 2 3 1B G3-1 BB		C CU 73 F SL 82 C FF 91 0-3 ② K			B FF 96 S FF 93 C FF 95 C FF 97 1-3 ① K	3	0	0	0	1	2	2
3 Yuniesky Betancourt, R (1, 6) OBP: 0.133, SLG: 0.200		X FF 90 0-0 2 SH2-3 2B		X FF 91 0-0 2 G3-1 1B 1-2		C CU 73 F CU 72 B CU 74 X FF 92 1-2 ③ F9			B KC 84 S F FF 95 F KC 87 S FF 96 1-3 ② K	4	0	2	0	0	1	0
2 Nyjer Morgan, L (1, 9) OBP: 0.400, SLG: 0.250		C FF 88 2 SAFE X CH 78 0-1 ① SH2-3 2-3		B CH 80 B FF 91 C FF 90 C FF 90 2 SAFE F FF 92 B FF 91 X CH 81 3-2 ① G3-1 1-2 2-3			C FF 88 B SL 74 B SL 75 B FF 88 B FF 88 4-1 30 G4-3 33 SH1-3 BB		B FF 95 B FF 92 C SI 94 S SI 94 B FF 96 S SI 95 3-3 ③ K	2	0	0	0	1	1	2
33 Wil Nieves, R (1, 2) OBP: 0.250, SLG: 0.375		C FF 90 F FF 92 S FF 92 0-3 ② K		S SL 84 F SL 84 B CU 75 F FF 92 S FF 93 1-3 ② K			1 SAFE 1 SAFE X FF 88 0-0 ① SH1-3 1-2			2	0	0	0	0	2	3
38 Chris Narveson, L (1, 1) 50 Kameron Loe, R (7, 1) 22 Erick Almonte, R (7, PH) OBP: 0.167, SLG: 0.667 30 Craig Counsell, L (7, PH) 40 Takashi Saito, L (8, 1) 21 Zach Braddock, L (9, 1)		C CU 73 X FF 92 0-1 ③ F7		C FF 92 S FF 92 C FF 94 0-3 ③ K			C SI 89 F CH 80 X SI 89 0-2 ② G4-3 2-3			2 0 0 0 0 1 3 0 0 0 0 0 0 0 0 0 0 0 0 0 0 1 0 0 0 0 0 1 0 0 0 0 0 0 0 0 0 0 0 0 0 0						

Inning Stats	1	2	3	4	5	6	7	8	9
	R: 0 E: 0 K: 1 S: 12 H: 1 LOB: 2 BB: 0 P: 20	R: 0 E: 0 K: 1 S: 8 H: 1 LOB: 1 BB: 0 P: 8	R: 1 E: 0 K: 0 S: 9 H: 1 LOB: 0 BB: 0 P: 17	R: 0 E: 0 K: 2 S: 13 H: 1 LOB: 2 BB: 1 P: 21	R: 0 E: 0 K: 2 S: 12 H: 0 LOB: 0 BB: 0 P: 14	R: 0 E: 0 K: 1 S: 7 H: 0 LOB: 0 BB: 0 P: 8	R: 0 E: 0 K: 1 S: 8 H: 0 LOB: 1 BB: 1 P: 12	R: 0 E: 0 K: 0 S: 10 H: 1 LOB: 0 BB: 0 P: 12	R: 0 E: 0 K: 3 S: 10 H: 0 LOB: 0 BB: 0 P: 15

	AB	29
	R	1
	H	5
	RBI	1
	BB	2
	SO	11
	LOB	15

1B: 3 SF: 0 WP: 0 PA: 34
2B: 1 SAC: 2 PB: 0
3B: 0 DP: 1 SB: 0
HR: 1 HBP: 1 CS: 0

PITCHER	IP	WLS	BF	H	R	ER	SO	BB	IBB	HBP	BLK	WP	HR	S	P	ERA	WHIP
37 Brandon Beachy, R (1, 1) ERA: 1.5	6.0		24	4	1	1	7	1	0	1	0	0	1	61	88	1.50	0.833
52 George Sherrill, L (7, 1) ERA:	0.1		2	0	0	0	0	1	0	0	0	0	0	2	6	0.00	3.000
58 Peter Moylan, R (7, 1) ERA: 4.5	1.0	W	4	1	0	0	1	0	0	0	0	0	0	14	16	0.00	1.000
39 Jonny Venters, L (8, 1) ERA: 3.38	0.2	H	1	0	0	0	0	0	0	0	0	0	0	2	2	0.00	0.000
46 Craig Kimbrel, R (9, 1) ERA:	1.0	S	3	0	0	0	3	0	0	0	0	0	0	10	15	0.00	0.000

PITCHER	IP	WLS	BF	H	R	ER	SO	BB	IBB	HBP	BLK	WP	HR	S	P	ERA	WHIP

Batter	1	2	3	4	5	6	7	8	9	AB	R	H	RBI	BB	SO	LOB
14 Martín Prado, R (1, 7) OBP: 0.261, SLG: 0.476	B FF 92 B FF 92 X FF 90 2-0 ① G4-3			C SL 86 B CU 80 B FF 92 B SL 85 C FF 91 F FF 93 F FF 93 B FF 94 4-2 13 G3-6-3 BB		C FF 92 F CU 81 B FF 92 B FF 93 X CU 80 2-2 ③ L8			B FF 94 X FF 92 1-0 ③ G6-3	3	0	0	0	1	0	0
13 Nate McLouth, L (1, 8) OBP: 0.286, SLG: 0.263	C FF 92 B FF 91 F CH 82 F FF 93 F FF 92 B FF 93 X SL 87 2-2 10 G6-3 1B			C CU 80 B FF 92 B FF 92 1 SAFE X CU 79 2-1 ① ② G3-6-3 1-2f			B CU 80 S FF 91 B FF 91 B SL 85 X FF 91 3-1 ① G3-1			3	0	1	0	0	0	1
10 Chipper Jones, S (1, 5) OBP: 0.333, SLG: 0.400	X FF 92 0-0 ② ③ G6-3 1-2f			X FF 94 0-0 ③ G6-3			B FF 92 X SL 87 1-0 ② F7			3	0	0	0	0	0	1
16 Brian McCann, L (1, 2) OBP: 0.333, SLG: 0.333		B FF 90 X CH 83 1-0 ① F9			B CU 78 B SL 82 X FF 91 2-0 ① L4		B CU 80 B SL 84 C FF 93 X FF 92 2-1 ③ G4-3			3	0	0	0	0	0	0
26 Dan Uggla, R (1, 4) OBP: 0.200, SLG: 0.500		B FF 91 B FF 92 C FF 92 X SL 85 2-1 ② G6-3			B CU 80 F FF 92 F FF 93 B SL 86 F CU 81 B FF 94 X SL 86 3-2 ② G6-3			B FF 92 X CU 80 1-0 2 CS 1B		3	0	1	0	0	0	0
22 Jason Heyward, L (1, 9) OBP: 0.474, SLG: 0.500		B CU 79 B FF 92 X SL 85 2-0 ③ G4-3			B FF 93 B SL 87 C FF 92 B SL 88 F FF 93 F FF 93 B FF 94 4-2 BB			C FF 91 X FF 92 0-1 ① P5		2	0	0	0	1	0	1
2 Alex Gonzalez, R (1, 6) OBP: 0.316, SLG: 0.529			X FF 90 0-0 ① P6	C FF 92 F CU 81 X CU 80 0-2 ③ G1-3				S CU 79 B FF 93 S SL 86 B FF 92 X SL 85 2-2 ② ③ G6-3 1-2		3	0	0	0	0	0	2
20 Eric Hinske, L (1, 3)			B FF 90 B SL 86 C FF 91 C SL 86 F FF 92 B CU 81 X FF 93 3-2 ② G4-1			C FF 90 B FF 91 B CU 78 F FF 91 S CU 79 2-3 ① K			T SL 85 F FF 91 B CU 79 S CU 80 1-3 ① K	3	0	0	0	0	2	0
32 Derek Lowe, R (1, 1) 34 Eric O'Flaherty, L (7, 1) 19 Scott Linebrink, R (8, 1) 5 Freddie Freeman, L (9, PH) OBP: 0.235, SLG: 0.200			C FF 91 T FF 93 X FF 92 0-2 ③ G6-3			C FF 90 C FF 92 B SL 85 X FF 92 1-2 ② G4-3			B FF 92 C FF 93 B CU 80 C FF 92 F FF 93 B FF 92 X FF 92 3-2 ② G3	2 0 0 1	0 0 0 0	0 0 0 0	0 0 0 0	0 0 0 0	0 0 0 0	0 0 0 0
Inning Stats	R: 0 E: 0 K: 0 S: 7 H: 1 LOB: 0 BB: 0 P: 11	R: 0 E: 0 K: 0 S: 4 H: 0 LOB: 0 BB: 0 P: 9	R: 0 E: 0 K: 0 S: 8 H: 0 LOB: 0 BB: 0 P: 11	R: 0 E: 0 K: 0 S: 7 H: 0 LOB: 0 BB: 1 P: 13	R: 0 E: 0 K: 0 S: 11 H: 0 LOB: 1 BB: 1 P: 20	R: 0 E: 0 K: 1 S: 9 H: 0 LOB: 0 BB: 0 P: 14	R: 0 E: 0 K: 0 S: 5 H: 0 LOB: 0 BB: 0 P: 11	R: 0 E: 0 K: 0 S: 6 H: 1 LOB: 0 BB: 0 P: 9	R: 0 E: 0 K: 1 S: 8 H: 0 LOB: 0 BB: 0 P: 13	1B: 2 2B: 0 3B: 0 HR: 0	SF: 0 SAC: 0 DP: 2 HBP: 0			WP: 0 PB: 0 SB: 0 CS: 1	PA: 28		

PITCHER	IP	WLS	BF	H	R	ER	SO	BB	IBB	HBP	BLK	WP	HR	S	P	ERA	WHIP
49 Yovani Gallardo, R (1, 1) ERA: 1.2	9.0	W	28	2	0	0	2	2	0	0	0	0	0	65	111	0.00	0.444

PITCHER	IP	WLS	BF	H	R	ER	SO	BB	IBB	HBP	BLK	WP	HR	S	P	ERA	WHIP

Atlanta Braves @ Milwaukee Brewers

Miller Park, Milwaukee, WI

Tue Apr 05 2011, 7:10 PM - 9:31 PM CDT

Att. 24,117 - Roof Closed - 65 F

TOP

livebaseballscorecards.com

AB	26
R	0
H	2
RBI	0
BB	2
SO	2
LOB	5

Batter	1	2	3	4	5	6	7	8	9	AB	R	H	RBI	BB	SO	LOB
23 Rickie Weeks Jr., R (1, 4) OBP: 0.286, SLG: 0.810	B SI 87 F SI 87 B SI 87 S SL 78 F SL 80 S SL 79 2-3 ① K		D CH 82 S SL 80 F CH 83 1 SAFE B SI 87 S SL 80 2-3 ② K		B SI 88 C CH 82 X SL 82 1-1 ② G5-3		B SI 92 F SI 93 F SL 83 B SL 85 B SI 92 X SI 92 3-2 ③ G5-3			4	0	0	0	0	2	1
2 Nyjer Morgan, L (1, 8) (7, 9) OBP: 0.556, SLG: 0.750	B SI 87 C SI 87 F CH 82 X SI 87 1-2 ② G4-3		X SI 88 0-0 8 1B 1-2 1B		B CH 82 F FC 84 M CH 81 X CH 83 1-2 8 1B 1B			F SI 90 B SI 91 B SL 86 S FF 90 X SI 92 2-2 28 FC4-2 3B		4	0	3	0	0	0	0
8 Ryan Braun, R (1, 7) OBP: 0.524, SLG: 0.765	B SI 89 C SI 89 C FC 85 B SI 87 B FC 85 F SL 80 B CH 83 4-2 BB		C SL 80 B FC 85 B CH 83 X SI 88 2-1 1-3 2-H 1B		1 SAFE 1 SAFE C SI 87 F SI 87 B SI 86 X SL 80 1-2 1-3 1B			I IN 54 I IN 67 I IN 65 I IN 60 4-0 28 FC4-2 14 1B IBB		2	0	2	1	2	0	0
28 Prince Fielder, L (1, 3) OBP: 0.333, SLG: 0.176	C SI 87 1 SAFE X FC 85 0-1 ③ G3		1 SAFE B FC 84 S CH 83 1 SAFE X SI 88 1-1 ③ G4-3		B CH 82 B SI 88 X SI 87 2-0 ③ G6-3			F FF 91 X SL 86 0-1 ① FC4-2 14 1B 1-2 3-H		4	0	0	0	0	0	7
14 Casey McGehee, R (1, 5) OBP: 0.286, SLG: 0.316		B SL 77 F SI 85 S SL 83 B FC 84 S SL 79 2-3 ① K	B SI 88 C SL 81 F FC 84 B SL 80 S SL 79 2-3 ① K			X SI 86 0-0 ① G5-3		F FF 92 X SI 93 0-1 ② 1-3 2-H 1B		4	0	1	0	0	2	0
25 Mark Kotsay, L (1, 9) 27 Carlos Gómez, R (6, PR) (7, 8) OBP: 0.167, SLG: 0.294		B SI 87 S SL 82 B SI 87 B SL 82 X SI 86 3-1 ② G6-3	F SL 79 F CH 82 B SI 88 F CH 83 F SI 88 X SI 89 1-2 ② G5-3			B SI 86 B SI 87 B SI 86 C SI 86 B SI 86 4-1 30 G4-3 BB		X FF 93 0-0 ③ P5		2 1	0 0	0 0	0 0	1 0	0 0	0 2
30 Craig Counsell, L (1, 6)		C SI 88 T FC 86 B SL 79 B FC 84 B SI 88 C SL 80 3-3 ③ K	B SL 80 C SI 88 B FC 85 F SI 87 B SI 88 F SI 88 B SL 79 4-2 16 S BB			1 SAFE C SI 86 1 SAFE F SL 81 1 SAFE X SI 86 0-2 ② ③ G4-3 1-2f				2	0	0	0	1	1	1
16 George Kottaras, L (1, 2) OBP: 0.143, SLG: 0.286			B SL 77 C SL 78 S CH 83 C SI 88 1-3 ① K	C SL 79 1 SAFE D CH 83 B SI 87 B SL 81 C SL 80 F SL 80 X SI 87 3-2 ③ L7 1-2			C FF 91 F FF 91 B SL 82 X SI 92 1-2 ① G3			3	0	0	0	0	1	1
49 Yovani Gallardo, R (1, 1) OBP: 0.167, SLG: 0.167			F SI 88 S SL 80 X SL 79 0-2 2 1B 8 1B 1B		S SL 78 B SL 78 S SL 76 B SL 81 S SL 79 2-3 ① K		B SI 91 F SI 91 B SI 92 X SI 92 2-1 ② L9			3	1	1	0	0	1	0
Inning Stats	R: 0 E: 0 K: 1 S: 12 H: 0 LOB: 1 BB: 1 P: 19	R: 0 E: 0 K: 2 S: 8 H: 0 LOB: 0 BB: 0 P: 16	R: 1 E: 0 K: 2 S: 14 H: 3 LOB: 2 BB: 0 P: 20	R: 0 E: 0 K: 1 S: 15 H: 0 LOB: 1 BB: 1 P: 25	R: 0 E: 0 K: 1 S: 12 H: 2 LOB: 2 BB: 0 P: 19	R: 0 E: 0 K: 0 S: 5 H: 0 LOB: 1 BB: 1 P: 9	R: 0 E: 0 K: 0 S: 8 H: 0 LOB: 0 BB: 0 P: 14	R: 0 E: 0 K: 0 S: 8 H: 2 LOB: 2 BB: 1 P: 14		1B: 6 2B: 0 3B: 1 HR: 0 SF: 0 SAC: 0 DP: 1 HBP: 0				WP: 0 PB: 0 SB: 1 CS: 0 PA: 33		

PITCHER		IP	WLS	BF	H	R	ER	SO	BB	IBB	HBP	BLK	WP	HR	S	P	ERA	WHIP
32 Derek Lowe, R ERA: 0.77	(1, 1)	6.0	L	25	5	1	1	7	3	0	0	0	0	0	66	108	1.50	1.333
34 Eric O'Flaherty, L ERA:	(7, 1)	1.1		6	1	0	0	0	0	1	0	0	0	0	13	25	0.00	0.750
19 Scott Linebrink, R ERA: 3.38	(8, 1)	0.2		2	1	0	0	0	0	0	0	0	0	0	3	3	0.00	1.500

PITCHER	IP	WLS	BF	H	R	ER	SO	BB	IBB	HBP	BLK	WP	HR	S	P	ERA	WHIP

BOTTOM

Atlanta Braves @ Milwaukee Brewers

Miller Park, Milwaukee, WI

Tue Apr 05 2011, 7:10 PM - 9:31 PM CDT

Att. 24,117 - Roof Closed - 65 F

livebaseballscorecards.com

AB	29
R	1
H	7
RBI	1
BB	4
SO	7
LOB	12

Batter	1	2	3	4	5	6	7	8	9	AB	R	H	RBI	BB	SO	LOB
14 Martín Prado, R (1, 7) OBP: 0.259, SLG: 0.480	C FF 90 X FF 91 0-1 10 2B 2B	B CU 79 C CU 80 F FF 92 S CU 81 1-3 ③ K			C FF 90 X CU 79 0-1 ② G1-4-3		B FF 91 C FF 91 B CH 84 X FF 91 2-1 ② F7			4	1	1	0	0	1	2
5 Freddie Freeman, L (1, 3) OBP: 0.190, SLG: 0.158	X FF 91 0-0 ① P6		B FF 89 C CH 76 X CH 78 1-1 ① G4-3		B CU 77 F FF 89 B FF 88 F FF 89 B CH 77 S FF 90 3-3 ③ K		B SL 80 S FF 91 S FF 90 F FF 91 B SL 81 F FF 91 X FF 91 2-2 ③ L9			4	0	0	0	0	1	1
10 Chipper Jones, S (1, 5) OBP: 0.360, SLG: 0.458	C FF 91 X CH 75 0-1 16 1B 2-H 2B		B FF 92 X FF 90 1-0 ② F8			B SI 87 S FF 88 B FF 88 F FF 89 X FF 90 2-2 16 1B 22 HR 1B		X SI 88 0-0 ① G4-3		4	1	2	1	0	0	0
16 Brian McCann, L (1, 2) OBP: 0.409, SLG: 0.409	C FF 89 B FF 88 D CH 78 B FF 91 X CH 77 3-1 ② 2-H 1B		C CU 78 C FF 88 X FF 90 0-2 1B			F FF 88 X CU 80 0-1 22 HR 1-2 1B		C SI 89 F SI 90 B SI 91 S SI 91 1-3 ② K		4	1	3	0	0	1	0
26 Dan Uggla, R (1, 4) OBP: 0.167, SLG: 0.417	B FF 90 X FF 90 1-0 ③ F9		B FF 91 B CU 80 T FF 90 F FF 91 B FF 90 X CU 79 3-2 ③ F8			X FF 90 0-0 ① F8		B SI 89 C SI 89 S SI 90 B SL 83 B SI 90 X SI 90 3-2 ③ G5-3		4	0	0	0	0	0	4
22 Jason Heyward, L (1, 9) OBP: 0.478, SLG: 0.647		F FF 88 X FF 90 0-1 ① L8		C FF 89 B FF 88 B CH 78 S CH 78 X FF 90 2-2 ① G5-3		B CH 77 B SI 88 X FF 88 2-0 1-H 2-H HR			B FF 95 B FF 94 S FF 93 B FF 94 F FF 94 D CU 81 4-2 17 FC6-4 BB	3	1	1	3	1	0	0
2 Alex Gonzalez, R (1, 6) OBP: 0.304, SLG: 0.476		B CU 78 F CU 79 B FF 90 B CH 77 X FF 91 3-1 36 SH2-3 17 BB 1B		C FF 91 X CU 79 0-1 ② G6-3		B CH 77 S FF 90 C FF 90 B FF 90 X FF 90 2-2 ② F8			B CU 80 B FF 93 C FF 93 F FF 94 1 SAFE F FF 93 1 SAFE T SL 85 2-2 ① K	4	0	1	0	0	1	1
17 Matt Young, L (1, 8)		B FF 90 B FF 89 F FF 90 B FF 90 B FF 90 4-1 36 SH2-3 1-2 BB		C FF 91 X CH 79 0-1 ③ F8		C FF 90 F FF 90 S CH 78 0-3 ③ K			F FF 93 X FF 94 0-1 ② FC6-4 1-2f	3	0	0	0	1	1	1
36 Mike Minor, R (1, 1) 50 Cristhian Martinez, R (5, 1) 23 Brandon Hicks, R (7, PH) 34 Eric O'Flaherty, L (7, 1) 58 Peter Moylan, R (8, 1) 20 Eric Hinske, L (9, PH)		B B FF 90 X FF 89 2-0 ② SH2-3 1-2 2-3			C FF 89 C CU 78 S CU 78 0-3 ① K		F FF 89 C FF 90 B SL 79 F FF 92 X SL 78 1-2 ① G5-3		C FF 94 B CU 80 X FF 94 1-1 ③ F9	1 0 1 0 0 1	0 0 0 0 0 0	0 0 0 0 0 0	0 0 0 0 0 0	0 0 0 0 0 0	1 0 0 0 0 0	0 0 0 0 0 1
Inning Stats	R: 1 E: 0 K: 0 S: 8 H: 3 LOB: 1 BB: 0 P: 12	R: 0 E: 0 K: 1 S: 9 H: 1 LOB: 2 BB: 1 P: 19	R: 0 E: 0 K: 0 S: 9 H: 1 LOB: 1 BB: 0 P: 14	R: 0 E: 0 K: 0 S: 7 H: 0 LOB: 0 BB: 0 P: 9	R: 0 E: 0 K: 2 S: 8 H: 0 LOB: 0 BB: 0 P: 11	R: 3 E: 0 K: 1 S: 13 H: 3 LOB: 0 BB: 0 P: 19	R: 0 E: 0 K: 0 S: 11 H: 0 LOB: 0 BB: 0 P: 16	R: 0 E: 0 K: 1 S: 7 H: 0 LOB: 0 BB: 0 P: 11	R: 0 E: 0 K: 1 S: 10 H: 0 LOB: 1 BB: 1 P: 17	1B: 5 2B: 2 3B: 0 HR: 1 SF: 0 SAC: 1 DP: 0 HBP: 0						

PITCHER		IP	WLS	BF	H	R	ER	SO	BB	IBB	HBP	BLK	WP	HR	S	P	ERA	WHIP
41 Marco Estrada, R ERA: 6.0	(1, 1)	6.0	W	26	8	4	4	4	1	0	0	0	0	1	54	84	6.00	1.500
21 Zach Braddock, L ERA:	(7, 1)	1.0	H	3	0	0	0	0	0	0	0	0	0	0	11	16	0.00	0.000
50 Kameron Loe, R ERA: 2.7	(8, 1)	1.0	H	3	0	0	0	1	0	0	0	0	0	0	7	11	0.00	0.000
59 John Axford, R ERA: 15.43	(9, 1)	1.0	S	4	0	0	0	1	1	0	0	0	0	0	10	17	0.00	1.000

PITCHER	IP	WLS	BF	H	R	ER	SO	BB	IBB	HBP	BLK	WP	HR	S	P	ERA	WHIP

TOP

Atlanta Braves @ Milwaukee Brewers

Miller Park, Milwaukee, WI

Wed Apr 06 2011, 7:10 PM - 9:46 PM CDT

Att. 23,420 - Roof Closed - 70 F

livebaseballscorecards.com

AB	33
R	4
H	8
RBI	4
BB	2
SO	6
LOB	10

BOTTOM

Atlanta Braves @ Milwaukee Brewers

Miller Park, Milwaukee, WI

Wed Apr 06 2011, 7:10 PM - 9:46 PM CDT

Att. 23,420 - Roof Closed - 70 F

livebaseballscorecards.com

Batter	1	2	3	4	5	6	7	8	9	AB	R	H	RBI	BB	SO	LOB
23 Rickie Weeks Jr., R (1, 4) OBP: 0.346, SLG: 0.750	B FF 90 B FF 91 B FF 90 C FF 91 B FF 92 4-1 8 PB 27 BB 28 1B BB		B KC 77 B KC 78 X FF 89 2-0 ① L8		C FF 89 X KC 78 0-1 27 1B 28 1B 1B	B SI 90 B SL 82 B CH 84 B SI 90 4-0 BB		1 SAFE C SI 89 S SL 79 B SL 80 S SL 80 1-3 ③ K		3	2	1	0	2	1	2
27 Carlos Gómez, R (1, 8) OBP: 0.227, SLG: 0.300	B FF 91 B FF 92 B KC 78 1 SAFE B FF 90 4-0 8 PB 28 1B 1-2 BB		B FF 90 X CH 83 1-0 ② B2		1 SAFE F FF 89 B FF 89 X FF 89 1-1 28 1B 14 FC1-2 1-2 1B	1 SAFE X SL 82 0-0 ③ F8				3	1	1	0	1	0	1
8 Ryan Braun, R (1, 7) OBP: 0.480, SLG: 0.650	B CH 83 B FF 92 B CH 83 C FF 91 B FF 92 4-1 14 FC1-5 28 1B 1-2 2-3 BB		C FF 92 B FF 92 F KC 80 S FF 91 1-3 ③ K		B CH 82 C FF 88 X KC 78 1-1 ① F7		X SI 89 0-0 ① G6-3			3	0	0	0	1	1	2
28 Prince Fielder, L (1, 3) OBP: 0.400, SLG: 0.286	C KC 79 X FF 92 0-1 14 FC1-5 1-2 2-H 3-H 1B			C FF 90 B FF 90 C FF 89 B CH 84 X FF 90 2-2 14 G5-3 3 2B 1B	F FF 90 X FF 89 0-1 14 FC1-2 25 1B 1-3 2-H 1B		B SL 85 C SI 90 X FF 92 1-1 ② F7			4	2	3	3	0	0	0
14 Casey McGehee, R (1, 5) OBP: 0.240, SLG: 0.261	C FF 92 T CH 84 B FF 90 F KC 81 B CH 84 B FF 91 X CH 84 3-2 ① FC1-5 22 G6-4-3 1-2 2-3f			B FF 90 X CH 82 1-0 ① G5-3 1-2	B SL 83 X SL 81 1-0 ② FC1-2 25 1B 1-2 3-H		B SI 91 F FF 91 F FF 92 B SL 87 X SI 91 2-2 ③ L7			4	0	0	0	0	0	5
22 Erick Almonte, R (1, 9) OBP: 0.125, SLG: 0.500 25 Mark Kotsay, L (5, PH) OBP: 0.250, SLG: 0.182 (6, 9) 59 John Axford, R (9, 1)	X FF 92 0-0 ② ③ G6-4-3 1-2f			C CH 82 F FF 90 D CH 82 X FF 89 1-2 ② F9	S CH 84 B CH 84 X SI 89 1-1 3 FC6-4 1-3 2-H 1B			C FF 90 F SL 84 X FF 92 0-2 3 G4-6-3 1B		2 2 0	0 0 0	0 2 0	0 1 0	0 0 0	0 0 0	3 0 0
3 Yuniesky Betancourt, R (1, 6) OBP: 0.211, SLG: 0.316		X FF 91 0-0 33 G6-3 1B		B KC 78 B KC 77 X CH 82 2-0 2-H 2B	B SL 82 1 SAFE C SL 83 F SI 90 F SL 83 X SI 90 1-2 ③ FC6-4 1-2f			1 SAFE C SL 78 1 SAFE X SL 77 0-1 ① ② G4-6-3 1-2f		4	0	2	1	0	0	3
33 Wil Nieves, R (1, 2) OBP: 0.333, SLG: 0.364		C FF 91 F CH 83 F FF 90 B FF 91 X CH 83 1-2 ① ② G6-3 1-2f		I IN 74 I IN 74 I IN 74 I IN 73 4-0 IBB	C SI 89 F SI 90 X CH 84 0-2 ① F9			X SI 90 0-0 2 1B 1B		3	0	1	0	1	0	1
41 Marco Estrada, R (1, 1) 7 Jeremy Reed, L (6, PH) 21 Zach Braddock, L (7, 1) 50 Kameron Loe, R (8, 1) 2 Nyjer Morgan, L (8, PH) OBP: 0.600, SLG: 0.778 (9, 9)		C FF 91 F FF 92 B KC 79 B FF 92 X FF 90 2-2 ③ G6-3		C FF 89 C FF 89 B FF 90 B CH 83 C FF 89 2-3 ③ K	X SI 89 0-0 ② G4-3			B SI 90 C SI 90 1 SAFE B CH 81 B SI 90 C SI 90 X SI 91 3-2 1-3 1B		2 1 0 0 1	0 0 0 0 0	0 0 0 0 1	0 0 0 0 0	1 0 0 0 0	0 0 0 0 0	2 0 0 0 0
Inning Stats	R: 2 E: 0 K: 0 S: 9 H: 1 LOB: 1 BB: 3 P: 24	R: 0 E: 0 K: 0 S: 8 H: 1 LOB: 0 BB: 0 P: 11	R: 0 E: 0 K: 1 S: 5 H: 0 LOB: 0 BB: 0 P: 9	R: 1 E: 0 K: 1 S: 11 H: 2 LOB: 2 BB: 1 P: 23	R: 2 E: 0 K: 0 S: 15 H: 4 LOB: 2 BB: 0 P: 20	R: 0 E: 0 K: 0 S: 5 H: 0 LOB: 1 BB: 1 P: 9	R: 0 E: 0 K: 0 S: 6 H: 0 LOB: 0 BB: 0 P: 9	R: 0 E: 0 K: 1 S: 12 H: 3 LOB: 2 BB: 0 P: 16		1B: 10 2B: 1 3B: 0 HR: 0 SF: 0 SAC: 0 DP: 3 HBP: 0		WP: 0 PB: 1 SB: 0 CS: 0 PA: 37		

	AB	32
	R	5
	H	11
	RBI	5
	BB	5
	SO	3
	LOB	19

PITCHER		IP	WLS	BF	H	R	ER	SO	BB	IBB	HBP	BLK	WP	HR	S	P	ERA	WHIP
36 Mike Minor, L ERA: 10.38	(1, 1)	4.1	L	22	7	5	5	2	3	1	0	0	0	0	41	77	10.38	2.308
50 Cristhian Martinez, R ERA:	(5, 1)	1.2		7	1	0	0	0	1	0	0	0	0	0	12	19	0.00	1.200
34 Eric O'Flaherty, L ERA:	(7, 1)	1.0		4	1	0	0	0	0	0	0	0	0	0	9	12	0.00	1.000
58 Peter Moylan, R ERA: 3.0	(8, 1)	1.0		4	2	0	0	1	0	0	0	0	0	0	9	13	0.00	2.000

PITCHER	IP	WLS	BF	H	R	ER	SO	BB	IBB	HBP	BLK	WP	HR	S	P	ERA	WHIP

Batter	1	2	3	4	5	6	7	8	9	AB	R	H	RBI	BB	SO	LOB
14 Martín Prado, R (1, 5) OBP: 0.250, SLG: 0.433	C FF 87 F SI 87 B SI 87 S CH 78 1-3 ① **K**	C SI 88 F FC 83 X SI 87 0-2 **1B** 2-H 3-H			X FF 87 0-0 ② **F9**			B SI 88 B SI 87 C SI 87 X SI 88 2-1 ① **G5-3**	B FF 94 F FF 95 C FF 95 X SL 85 1-2 ③ **L3** 1-2	5	0	1	2	0	1	1
13 Nate McLouth, L (1, 8) OBP: 0.280, SLG: 0.261	C SI 87 B FF 87 B CH 80 X CH 79 2-1 26 BB **1B**	B CU 75 1 SAFE F FF 87 D CH 81 F CH 80 X SI 86 2-2 ③ **G3**			B SI 86 C CU 73 S FC 84 B CH 78 X CH 82 2-2 ③ **F8**			C SI 89 F SI 89 B SI 91 B FF 85 X SI 89 2-2 ② **G4-3**		4	0	1	0	0	0	1
16 Brian McCann, L (1, 2) OBP: 0.423, SLG: 0.423	C SI 86 D CU 75 C SI 87 X CH 76 1-2 ② **F9**		B FF 85 X CH 83 1-0 26 FC1-4 **1B**			B FC 82 B FF 86 C CH 83 X CH 80 2-1 ① **L7**		X SI 89 0-0 22 BB 26 1B **1B**		4	0	2	0	0	0	1
26 Dan Uggla, R (1, 4) OBP: 0.250, SLG: 0.444	B FC 86 C CH 79 B SI 87 D CH 79 B SI 87 4-1 **BB** 1-2		B SL 83 X CH 80 1-0 ① **FC1-4** 22 L4-3 1-2f			B CU 76 S CH 79 X FC 85 1-1 **1B**		X SI 88 0-0 22 BB **1B** 1-2		3	0	2	0	1	0	1
22 Jason Heyward, L (1, 9) OBP: 0.444, SLG: 0.550	C SI 86 F CU 74 B FF 87 S CH 78 1-3 ③ **K**		B CU 74 S CH 81 X FF 87 1-1 ②③ **L4-3** 1-1			B FF 86 B CU 72 C CU 74 S CH 80 S CH 81 2-3 ② **K**		S SI 88 B SI 89 D SI 89 B SI 89 B SI 87 4-1 2 FC6-4 **BB** 1-2 2-3		3	0	0	0	1	2	4
2 Alex Gonzalez, R (1, 6) OBP: 0.259, SLG: 0.400		C FF 85 F CU 73 X SL 77 0-2 ① **F7**		C SI 86 X CU 73 0-1 ① **F7**		S CH 78 B SI 87 F CU 74 1 SAFE X CH 82 1-2 ③ **L9**		C SI 87 X SI 89 0-1 ③ **FC6-4** 1-2f		4	0	0	0	0	0	4
5 Freddie Freeman, L (1, 3) OBP: 0.200, SLG: 0.174		C FF 85 B CH 84 B CH 83 S CH 80 F CH 78 B CH 82 X CH 81 3-2 48 SH1-3 17 BB 14 1B **1B**		B CH 80 B SI 86 C FF 86 S CH 79 X CH 77 2-2 ② **G2-3**			C FF 81 F SL 75 B SL 76 S SL 76 1-3 ① **K**		C FF 92 C CU 79 B FF 94 F FF 95 F FF 93 F CU 79 X FF 93 1-2 ① **G4-3**	4	1	1	0	0	1	0
17 Matt Young, L (1, 7) OBP: 0.375, SLG: 0.167		B SI 86 B CH 80 B CH 82 C SI 86 C FF 87 B SI 87 4-2 48 SH1-3 14 1B **BB** 1-2		C FF 83 C CU 72 S CH 81 0-3 ③ **K**			F FF 82 F SL 78 B SL 76 B FF 82 F SL 76 F SL 77 F SL 76 F FF 82 X SL 76 2-2 ② **F7**		C FF 93 F FF 93 X FF 93 0-2 14 DI **1B**	3	1	1	0	1	1	0
48 Tommy Hanson, R (1, 1) 52 George Sherrill, L (6, 1) 19 Scott Linebrink, R (6, 1) 7 Brooks Conrad, S (7, PH) 58 Peter Moylan, R (7, 1) 39 Jonny Venters, L (7, 1) 10 Chipper Jones, S (9, PH) OBP: 0.346, SLG: 0.440		L SI 85 X SI 86 0-1 ② **SH1-3** 1-2 2-3			C FF 85 C CU 73 X FF 88 0-2 ① **G6-3**		X FF 90 0-0 ③ **P4**		C CU 79 S FF 93 X FF 94 0-2 ② **F7**	1 0 0 1 0 0 0 1	0 0 0 0 0 0 0 0	0 0 0 0 0 0 0 0	0 0 0 0 0 0 0 0	0 0 0 0 0 0 0 0	0 0 0 0 0 0 0 0	0 0 0 0 0 0 0 1
Inning Stats	R: 0 E: 0 K: 2 S: 12 H: 1 LOB: 2 BB: 1 P: 21	R: 2 E: 0 K: 0 S: 17 H: 2 LOB: 1 BB: 1 P: 26	R: 0 E: 0 K: 0 S: 4 H: 1 LOB: 0 BB: 0 P: 7	R: 0 E: 0 K: 1 S: 8 H: 0 LOB: 0 BB: 0 P: 10	R: 0 E: 0 K: 0 S: 7 H: 0 LOB: 0 BB: 0 P: 9	R: 0 E: 0 K: 1 S: 10 H: 1 LOB: 1 BB: 0 P: 16	R: 0 E: 0 K: 1 S: 11 H: 0 LOB: 0 BB: 0 P: 14	R: 0 E: 0 K: 0 S: 10 H: 2 LOB: 3 BB: 1 P: 18	R: 0 E: 0 K: 0 S: 15 H: 1 LOB: 1 BB: 0 P: 17	1B: 8 2B: 1 3B: 0 HR: 0 SF: 0 SAC: 1 DP: 1 HBP: 0						

PITCHER		IP	WLS	BF	H	R	ER	SO	BB	IBB	HBP	BLK	WP	HR	S	P	ERA	WHIP
18 Shaun Marcum, R ERA: 4.22	(1, 1)	6.0	W	24	5	2	2	4	2	0	0	0	0	0	58	89	3.00	1.167
57 Mitch Stetter, L ERA: 6.75	(7, 1)	0.2	H	2	0	0	0	1	0	0	0	0	0	0	10	13	0.00	0.000
52 Sergio Mitre, R ERA:	(7, 1)	0.1	H	1	0	0	0	0	0	0	0	0	0	0	1	1	0.00	0.000
50 Kameron Loe, R ERA: 2.08	(8, 1)	1.0	H	6	2	0	0	0	1	0	0	0	0	0	10	18	0.00	3.000
59 John Axford, R ERA: 10.8	(9, 1)	1.0	S	4	1	0	0	0	0	0	0	0	0	0	15	17	0.00	1.000

PITCHER		IP	WLS	BF	H	R	ER	SO	BB	IBB	HBP	BLK	WP	HR	S	P	ERA	WHIP

TOP

Atlanta Braves @ Milwaukee Brewers

Miller Park, Milwaukee, WI

Thu Apr 07 2011, 12:41 PM - 3:31 PM CDT

Att. 24,645 - Roof Closed - 70 F

livebaseballscorecards.com

AB	33
R	2
H	8
RBI	2
BB	3
SO	5
LOB	13

PA:	37
WP:	0
PB:	0
SB:	0
CS:	0

Braves @ Milwaukee Brewers

Miller Park, Milwaukee, WI

Thu Apr 07 2011, 12:41 PM - 3:31 PM CDT

Att. 24,645 - Roof Closed - 70 F

livebaseballscorecards.com

BOTTOM

Batter	1	2	3	4	5	6	7	8	9	AB	R	H	RBI	BB	SO	LOB
23 Rickie Weeks Jr., R (1, 4) OBP: 0.323, SLG: 0.655	T FF 90 F FF 91 F FF 90 X SL 83 0-2 ① F7	X FF 91 0-0 ③ F8			C CU 75 F CU 75 X SL 79 0-2 ① L7		B SI 89 C SI 90 S SI 90 F SI 91 F SL 78 X SL 80 1-2 8 BB, 27 1B, 28 FC3, 1B	C SI 95 S SI 95 B SL 86 S SL 85 1-3 ③ K		5	1	1	0	0	1	1
27 Carlos Gómez, R (1, 8) OBP: 0.269, SLG: 0.333	F CU 74 X SL 82 0-1 8 HR, 1B		S FF 91 L FF 89 B CU 74 B SL 83 C SL 80 2-3 ① K		S FF 92 C FF 93 B FF 91 F CU 76 X FF 92 1-2 ② L9		1 SAFE X SI 88 0-0 28 FC3, 8 BB, 14 G4-2-3, 1-2, 1B			4	1	2	0	0	1	0
8 Ryan Braun, R (1, 7) OBP: 0.517, SLG: 0.783	P PO 80 1 SAFE F FF 90 1 SAFE 1 SAFE X SL 82 1-1 1-H HR		X FF 93 0-0 ② G5-3		C CU 75 B FF 92 B FF 91 B CH 83 S CH 83 X FF 94 3-2 1B		B SI 90 B SI 90 B SI 90 B SI 90 4-0 14 G4-2-3, 28 FC3, 1-2, 2-3, BB			3	1	2	2	1	0	0
28 Prince Fielder, L (1, 3) OBP: 0.414, SLG: 0.333	B FF 92 B SL 84 C FF 92 B FF 91 F CH 83 B CU 74 4-2 14 G5-4-3, BB		B FF 91 C CU 76 B CU 77 C CU 75 F SL 77 X SL 81 2-2 2B		1 SAFE C FF 90 X SL 79 0-1 ③ G4-3		X SI 94 0-0 FC3, 14 G4-2-3, 1-2, 2-3, 3-H			3	0	1	1	1	0	3
14 Casey McGehee, R (1, 5) OBP: 0.241, SLG: 0.259	B SL 81 S SL 82 B FF 90 F SL 83 X SL 82 2-2 ② ③ G5-4-3, 1-2f		C SL 81 F FF 92 B FF 91 X CU 76 1-2 ③ G5-3			X SL 78 0-0 16 1B, 1B	B SI 96 X SI 96 1-0 ① ② G4-2-3, 1-2, 2-3, 3-Hf			4	0	1	0	0	0	5
3 Yuniesky Betancourt, R (1, 6) OBP: 0.217, SLG: 0.273		B SL 80 B SL 80 B FF 92 C FF 90 X FF 92 3-1 ① F8		X FF 91 0-0 ① F8		B FF 89 1 SAFE C CU 73 F SL 78 F CU 72 1 SAFE F SL 79 X CH 81 1-2 ① F7	I IN 77 I IN 78 I IN 79 I IN 77 4-0 IBB			3	0	0	0	1	0	1
2 Nyjer Morgan, L (1, 9) OBP: 0.500, SLG: 0.692		C FF 90 X SL 82 0-1 16 S, 16 FC4, 2B		C B CH 82 X CH 81 1-1 ② B2		B FF 86 F FF 86 B FF 87 T FF 87 S FF 89 2-3 ② K	L SI 95 S SL 86 F SL 85 B SL 86 S SI 94 1-3 ③ K			4	1	1	0	0	2	4
16 George Kottaras, L (1, 2) OBP: 0.273, SLG: 0.364		C FF 89 S SL 81 F FF 91 2 SAFE B CU 74 F SL 83 B CU 75 X SL 81 2-2 2-H FC4		B SL 80 B FF 90 X FF 90 2-0 1B		X SL 74 0-0 1-2 1B		C SI 93 X SI 94 0-1 ① G4-3		4	0	2	1	0	0	0
18 Shaun Marcum, R (1, 1) 22 Erick Almonte, R (6, PH) OBP: 0.111, SLG: 0.444 57 Mitch Stetter, L (7, 1) 52 Sergio Mitre, R (7, 1) 50 Kameron Loe, R (8, 1) 7 Jeremy Reed, L (8, PH) 59 John Axford, R (9, 1)		F FF 91 B FF 92 S FF 93 S CU 76 1-3 ② K		C SL 80 F FF 90 B SL 78 X FF 92 1-2 ③ P6		C FF 93 B SI 92 D SL 80 X FF 94 2-1 ③ L4		C SI 95 B SI 94 S SI 94 X SI 93 1-2 ② G3-1		2 1 0 0 0 1 0	0 0 0 0 0 0 0	0 0 0 0 0 0 0	0 0 0 0 0 0 0	1 0 0 0 0 0 0	2 2 0 0 0 0 0	2 2 0 0 0 0 0
Inning Stats	R: 2 E: 0 K: 0 S: 14 H: 2 LOB: 0 BB: 1 P: 20	R: 1 E: 1 K: 1 S: 13 H: 1 LOB: 1 BB: 0 P: 19	R: 0 E: 0 K: 1 S: 11 H: 1 LOB: 1 BB: 0 P: 16	R: 0 E: 0 K: 0 S: 7 H: 1 LOB: 1 BB: 0 P: 11	R: 0 E: 0 K: 0 S: 12 H: 1 LOB: 1 BB: 0 P: 16	R: 0 E: 0 K: 1 S: 12 H: 2 LOB: 2 BB: 0 P: 17	R: 1 E: 0 K: 1 S: 12 H: 2 LOB: 3 BB: 2 P: 23	R: 0 E: 0 K: 1 S: 8 H: 0 LOB: 0 BB: 0 P: 10		1B: 7 2B: 2 3B: 0 HR: 1	SF: 0 SAC: 0 DP: 2 HBP: 0					

	AB	R	H	RBI	BB	SO	LOB
AB	**34**						
R	**4**						
H	**10**						
RBI	**4**						
BB	**3**						
SO	**5**						
LOB	**18**						

WP: 0 PA: 37
PB: 0
SB: 1
CS: 0

PITCHER		IP	WLS	BF	H	R	ER	SO	BB	IBB	HBP	BLK	WP	HR	S	P	ERA	WHIP
48 Tommy Hanson, R ERA: 6.0	(1, 1)	5.1	L	24	7	3	3	2	1	0	0	0	0	1	63	89	5.06	1.500
52 George Sherrill, L ERA:	(6, 1)	0.1		2	1	0	0	1	0	0	0	0	0	0	4	6	0.00	3.000
19 Scott Linebrink, R ERA: 3.0	(6, 1)	0.1		1	0	0	0	0	0	0	0	0	0	0	2	4	0.00	0.000
58 Peter Moylan, R ERA: 6.0	(7, 1)	0.0		3	2	1	1	0	1	0	0	0	0	0	6	11	∞	∞
39 Jonny Venters, L ERA: 1.93	(7, 1)	2.0		7	0	0	0	2	0	1	0	0	0	0	14	22	0.00	0.000

PITCHER		IP	WLS	BF	H	R	ER	SO	BB	IBB	HBP	BLK	WP	HR	S	P	ERA	WHIP

Philadelphia Phillies @ Atlanta Braves

Turner Field, Atlanta, GA

Fri Apr 08 2011, 7:40 PM - 10:25 PM EDT

Att. 51,331 - Cloudy - 76 F

livebaseballscorecards.com

Batter	1	2	3	4	5	6	7	8	9	AB	R	H	RBI	BB	SO	LOB
8 Shane Victorino, S (1, 8) OBP: 0.321, SLG: 0.407	B SI 90 C SI 90 B FS 84 S FS 84 F SI 92 X SI 92 2-2 11 FC3-6 27 1B 6 SF7 1B	X FS 84 0-0 ② FC4-6 27 S 1-2f 3-H			B SI 90 C SI 90 X FS 82 1-1 27 FC4 1-2 1B		C FF 89 X FC 82 0-1 ② F7			4	1	2	1	0	0	1
27 Placido Polanco, R (1, 5) OBP: 0.469, SLG: 0.552	C SI 90 B FS 83 1 SAFE S FC 85 D FS 83 1 SAFE X FC 84 2-2 11 FC3-6 1-2 1B	1 SAFE C SI 90 1 SAFE F SI 88 1 SAFE F FC 84 B SI 90 P PO 83 3-3 ③ B FC 84 S SI 90 K 1-2			C SI 91 X SI 90 0-1 ① FC4 11 E 1-2f 2-3		C FC 82 X SI 89 0-1 ③ L6			4	0	1	0	0	1	3
11 Jimmy Rollins, S (1, 6) OBP: 0.406, SLG: 0.321	T SI 90 X SI 91 0-1 ① FC3-6 6 S. 10 1B 1-2f 2-3		C SI 89 B SI 89 B FS 82 B SI 91 X SI 90 3-1 ① G4-3		C SI 90 X FS 82 0-1 E1 1-2			C SI 87 B SI 88 X SI 89 1-1 ① G4-3		4	1	0	0	0	0	4
6 Ryan Howard, L (1, 3) OBP: 0.438, SLG: 0.750	C FC 86 S FS 85 B FF 91 X SI 92 1-2 ② SF7 1-2 3-H		C FC 82 C FC 82 X SI 92 0-2 ② G4-3		B FC 83 X FC 84 1-0 ②③ G1-2-3 3-Hf			B FC 81 C FC 83 B FC 83 X FC 82 2-1 ② P6		3	0	0	1	0	0	3
10 Ben Francisco, R (1, 9) OBP: 0.419, SLG: 0.643	B FS 84 C FS 84 X FS 84 1-1 29 S 2-H 1B		B SI 90 X FS 82 1-0 ③ P6			H CU 72 1-0 51 G5-3 HBP		C FF 89 X FF 90 0-1 2B		3	0	2	1	0	0	0
29 Raul Ibanez, L (1, 7) OBP: 0.355, SLG: 0.407	C SI 90 B SI 90 F SI 90 X FS 84 1-2 ③ G4-3 1-2			B SI 89 X FS 82 1-0 ① G4-3		C SI 89 B SI 89 F FC 84 F FC 82 S FC 83 1-3 ① K		B SI 95 S SL 85 S SL 85 S SL 86 1-3 ③ K		4	0	0	0	0	2	3
51 Carlos Ruiz, R (1, 2) OBP: 0.333, SLG: 0.286		X SI 89 0-0 33 E 21 G5-3 8 FC4-6 1B		C SI 88 B FC 82 X SI 88 1-1 21 G4-3 1B		C SI 89 F FS 82 X FS 83 0-2 ② G5-3 1-2			C FF 96 C FF 96 F FF 98 F FF 96 F KC 86 X FF 96 0-2 ① F8	4	1	2	0	0	0	1
21 Wilson Valdez, R (1, 4) OBP: 0.375, SLG: 0.500 37 Antonio Bastardo, R (6, 1) 16 J.C. Romero, S (8, 1) 7 Ross Gload, L (9, PH) OBP: 0.333, SLG: 0.333		B SI 90 X SI 91 1-0 ① G5-3 1-2		B FC 83 C SI 89 B SI 89 1 SAFE X SI 89 2-1 ②③ G4-3 1-2f		B SI 90 B SI 90 F SI 88 B SI 91 X SI 90 3-1 ③ L3			X FF 95 0-0 ② F7	3 0 0 1	0 0 0 0	0 0 0 0	0 0 0 0	0 0 0 0	0 0 0 0	3 0 0 0
33 Cliff Lee, L (1, 1) 38 Kyle Kendrick, R (4, 1) OBP: 0.500, SLG: 0.500 5 Pete Orr, L (6, 4) OBP: 0.429, SLG: 0.429		X SI 90 0-0 E6 8 FC4-6 2-3			B SI 88 C SI 88 B SI 88 S SI 88 X SI 89 2-2 27 FC4 8 1B 6 G1-2-3 1B		C SI 88 S FS 81 B FS 83 X FS 83 1-2 ① G4-3		F FF 96 B FF 96 S FF 96 C 1-3 ③ K	1 1 2	0 0 0	0 1 0	0 0 0	0 0 0	0 0 1	1 0 0

Inning Stats																								
	R: 2	H: 3	R: 1	H: 1	R: 0	H: 0	R: 0	H: 1	R: 0	H: 2	R: 0	H: 0	R: 0	H: 0	R: 0	H: 1	R: 0	H: 0	1B: 7	SF: 1	WP: 0	PA: 36
	E: 0	LOB: 1	E: 1	LOB: 1	E: 0	LOB: 0	E: 0	LOB: 0	E: 1	LOB: 2	E: 0	LOB: 1	E: 0	LOB: 0	E: 0	LOB: 1	E: 0	LOB: 0	2B: 1	SAC: 0	PB: 0	
	K: 0	BB: 1	K: 1	BB: 0	K: 0	BB: 0	K: 0	BB: 0	K: 0	BB: 0	K: 1	BB: 0	K: 0	BB: 0	K: 1	BB: 0	K: 1	BB: 0	3B: 0	DP: 2	SB: 3	
	S: 17	P: 24	S: 9	P: 12	S: 6	P: 10	S: 5	P: 9	S: 10	P: 14	S: 9	P: 14	S: 7	P: 8	S: 9	P: 13	S: 10	P: 11	HR: 0	HBP: 1	CS: 0	

PITCHER		IP	WLS	BF	H	R	ER	SO	BB	IBB	HBP	BLK	WP	HR	S	P	ERA	WHIP
15 Tim Hudson, R ERA: 1.84	(1, 1)	7.2	W	32	8	3	2	2	0	0	1	0	0	0	69	100	2.35	1.043
39 Jonny Venters, L ERA: 1.8	(8, 1)	0.1	H	1	0	0	0	1	0	0	0	0	0	0	3	4	0.00	0.000
46 Craig Kimbrel, R ERA:	(9, 1)	1.0	S	3	0	0	0	1	0	0	0	0	0	0	10	11	0.00	0.000

PITCHER	IP	WLS	BF	H	R	ER	SO	BB	IBB	HBP	BLK	WP	HR	S	P	ERA	WHIP

TOP	
AB	34
R	3
H	8
RBI	3
BB	0
SO	4
LOB	19

BOTTOM

Philadelphia Phillies @ Atlanta Braves

Turner Field, Atlanta, GA

Fri Apr 08 2011, 7:40 PM - 10:25 PM EDT

Att. 51,331 - Cloudy - 76 F

livebaseballscorecards.com

Batter	1	2	3	4	5	6	7	8	9	AB	R	H	RBI	BB	SO	LOB
14 Martín Prado, R (1, 7) OBP: 0.297, SLG: 0.486	C FF 90 X FF 91 0-1 ① F8	L CH 85 X SI 92 0-1 13 G4-3 2B 1-3 3-H		C SI 92 X SI 91 0-1 13 1B 10 2B 1B 1-2	C FC 86 S CH 83 B SI 91 X FC 87 1-2 1B			B SL 78 B SL 77 C SI 90 X CH 79 2-1 ① G6-3		5	1	3	1	0	0	0
13 Nate McLouth, L (1, 8) OBP: 0.300, SLG: 0.286	F FF 90 B FC 87 F FC 85 F SI 91 B CU 76 B SI 91 X FC 86 3-2 10 G5-3 1B	F FC 85 C SI 92 X SI 92 0-2 ② G4-3 2-3 3-H		C FC 86 D SL 79 X SI 91 1-1 10 2B 1B 1-2 2-3	X CH 84 0-0 ③ G4-3			C SL 78 B SI 89 F SI 90 S SI 89 1-3 ② K		5	1	2	1	0	1	2
10 Chipper Jones, S (1, 5) OBP: 0.387, SLG: 0.483	X FC 85 0-0 ② G5-3 1-2	C CH 84 B SI 92 B SI 91 F FC 86 X SI 92 2-2 ③ G4-3		X FC 85 0-0 16 1B 2B 1-H 2-H 3-H		B SL 84 X CH 87 1-0 1B		C SL 79 B SL 81 B SI 91 F SI 90 B CH 79 F CH 80 B SL 80 4-2 BB		4	0	2	3	1	0	2
16 Brian McCann, L (1, 2) OBP: 0.452, SLG: 0.433	B FF 91 F SI 91 B CU 77 B FC 86 B FF 90 4-1 BB		F CH 83 B FC 84 B SI 91 B SL 79 X FC 84 3-1 26 G5-3 1B	C FF 91 F FF 91 F CU 75 F FC 85 D SL 79 B CH 84 X SI 92 2-2 2 FC5 22 BB 1B 2-3		C FF 93 B FF 94 C FF 95 T FF 94 1-2 ① K		B SI 90 F SI 91 F SI 92 C SL 81 1-3 ③ K		4	0	2	0	1	2	2
26 Dan Uggla, R (1, 4) OBP: 0.219, SLG: 0.387	S FC 86 X FC 86 0-1 ③ P3		C FC 84 F CH 84 X CU 75 0-2 ① G5-3 1-2	B FC 85 X SI 88 1-0 ② F8		F SL 86 D CH 89 F FF 94 S CH 87 1-3 ② K				4	0	0	0	0	1	6
22 Jason Heyward, L (1, 9) OBP: 0.452, SLG: 0.609		S FF 91 B FF 92 F FF 91 B CU 75 X FC 86 2-2 2 2B 3B	B FF 92 F FF 91 C CU 75 C CH 84 1-3 ② K	B FC 87 B CH 84 B FC 87 C FC 85 C SI 90 B SI 90 4-2 2 FC5 1-2 BB		C SL 86 F FF 94 F FF 94 F FF 94 F SL 87 S SL 87 0-3 ③ K				3	1	1	0	1	2	2
2 Alex Gonzalez, R (1, 6) OBP: 0.258, SLG: 0.414		X FC 87 0-0 5 1B 14 2B 2B 3-H	C CH 84 X CH 84 0-1 ③ G6-3	F FC 86 B SI 90 X SI 90 1-1 ③ FC5 1-2 2-3f			B FF 93 B SL 84 T SL 85 F FF 94 B FF 94 F FF 94 F CH 88 S FF 94 3-3 ① K			4	1	1	1	0	1	4
5 Freddie Freeman, L (1, 3) OBP: 0.241, SLG: 0.192		B FC 86 X FC 86 1-0 14 2B 13 G4-3 1B 2-3		F FF 91 C FF 91 H CU 72 1-2 13 1B 14 1B 10 2B HBP	B SI 88 X CH 82 1-0 ① G3-1		B SL 87 S SL 85 S FF 94 F FF 93 B CH 87 S SL 86 2-3 ② K			3	2	1	0	0	1	0
15 Tim Hudson, R (1, 1) 39 Jonny Venters, L (8, 1) 46 Craig Kimbrel, R (9, 1)		B SI 92 L FF 92 L SI 92 C FF 92 1-3 ① K		L CH 84 B SI 93 L SI 92 L SI 92 1-3 ① K	B SI 88 C SI 89 S CH 84 F CH 86 X SI 90 1-2 ② G3		S FF 93 F SL 86 B FF 94 B FF 94 S FF 94 2-3 ③ K			4 0 0	0 0 0	0 0 0	0 0 0	0 0 0	3 0 0	3 0 0
Inning Stats	R: 0 E: 0 K: 0 S: 10 H: 1 LOB: 2 BB: 1 P: 17	R: 3 E: 0 K: 1 S: 16 H: 4 LOB: 1 BB: 0 P: 22	R: 0 E: 0 K: 1 S: 10 H: 1 LOB: 1 BB: 0 P: 14	R: 3 E: 0 K: 1 S: 20 H: 4 LOB: 3 BB: 1 P: 31	R: 0 E: 0 K: 0 S: 9 H: 1 LOB: 1 BB: 0 P: 12	R: 0 E: 0 K: 3 S: 13 H: 1 LOB: 1 BB: 0 P: 16	R: 0 E: 0 K: 3 S: 12 H: 0 LOB: 0 BB: 0 P: 19	R: 0 E: 0 K: 2 S: 11 H: 0 LOB: 1 BB: 1 P: 19		1B: 8 2B: 3 3B: 1 HR: 0 SF: 0 SAC: 0 DP: 0 HBP: 1						

AB	36
R	6
H	12
RBI	6
BB	3
SO	11
LOB	21

PITCHER		IP	WLS	BF	H	R	ER	SO	BB	IBB	HBP	BLK	WP	HR	S	P	ERA	WHIP
33 Cliff Lee, L ERA: 7.84	(1, 1)	3.1	L	22	10	6	6	3	1	0	1	0	0	0	51	73	16.20	3.300
38 Kyle Kendrick, R ERA: 1.8	(4, 1)	1.2		7	1	0	0	0	1	0	0	0	0	0	14	23	0.00	1.200
37 Antonio Bastardo, L ERA:	(6, 1)	2.0		7	1	0	0	6	0	0	0	0	0	0	25	35	0.00	0.500
16 J.C. Romero, L ERA: 3.0	(8, 1)	1.0		4	0	0	0	2	1	0	0	0	0	0	11	19	0.00	1.000

PITCHER	IP	WLS	BF	H	R	ER	SO	BB	IBB	HBP	BLK	WP	HR	S	P	ERA	WHIP

Philadelphia Phillies @ Atlanta Braves

Turner Field, Atlanta, GA

Sat Apr 09 2011, 1:12 PM - 3:55 PM EDT

Att. 36,256 - Cloudy - 81 F

livebaseballscorecards.com

Batter	1	2	3	4	5	6	7	8	9	AB	R	H	RBI	BB	SO	LOB
8 Shane Victorino, S (1, 8) OBP: 0.394, SLG: 0.500	B FF 92 C FF 92 B FF 93 X CH 85 2-1 11 G3-1 10 1B 2B	C FF 91 B FF 92 S FF 92 X FF 92 1-2 11 G6-4-3 1B	B FF 91 B CH 82 C FF 90 B SI 90 F FF 89 F CH 82 X SI 90 3-2 ② G4-3	C SI 95 F FO 83 X SL 82 0-2 27 S 6 2B 1B	D SI 89 B SI 90 C CH 84 F SL 82 F CH 84 F SL 83 F SL 81 B SI 91 X SL 82 3-2 2-H 1B			5	2	4	1	0	0	0
27 Placido Polanco, R (1, 5) OBP: 0.405, SLG: 0.471	S FF 93 X FF 94 0-1 ① P3	B SL 86 X FF 92 1-0 ① L7	C FF 92 B CU 75 F FF 90 B SL 87 X FF 94 2-2 ③ F9	F FC 90 F FF 93 B FF 93 B SI 94 S SL 82 2-3 ① K 1-2	X SI 91 0-0 ③ F8			5	0	0	0	0	1	4
11 Jimmy Rollins, S (1, 6) OBP: 0.405, SLG: 0.394	B CU 76 C CU 75 X CH 83 1-1 ② G3-1 2-3	D CU 74 1 SAFE X SI 90 1-0 ②③ G6-4-3 1-2f	C FF 92 B FF 91 X FF 91 1-1 6 G3 10 L4-5 2B	C FO 83 F FO 84 B FF 93 F FF 94 B SL 82 F SL 82 S FF 93 2-3 ② K	C FF 90 F CH 84 B CH 85 X CH 85 1-2 10 WP 2B			5	0	2	0	0	1	3
6 Ryan Howard, L (1, 3) OBP: 0.432, SLG: 0.719	I IN 79 I IN 75 I IN 76 I IN 73 4-0 10 1B IBB	B CU 74 X FF 92 1-0 ① F8	X CU 75 0-0 ① G3 2-3	C FC 90 B FC 89 B FO 81 X FF 93 2-1 2-H 2B	B SI 90 S CH 84 F CH 84 X CH 84 1-2 ① F8			4	0	1	1	1	0	2
10 Ben Francisco, R (1, 9) OBP: 0.389, SLG: 0.576	B FF 93 C SL 86 X SL 83 1-1 1-2 3-H 1B	C FF 93 X FF 91 0-1 ② P4	F CH 81 B FF 90 X SL 85 1-1 ②③ L4-5 3-3	X SI 94 0-0 ③ G5-3	F SI 92 B SI 92 F SI 92 B CH 85 F CH 84 B SI 90 F CH 86 S SL 83 3-3 ② K 2-3			5	0	1	1	0	1	3
29 Raul Ibanez, L (1, 7) OBP: 0.361, SLG: 0.419	B FF 93 S FF 92 S FF 92 S FF 94 1-3 ③ K	B CH 84 B CH 83 B FF 91 B FF 89 4-0 23 HR BB		B FF 92 X CH 80 1-0 ① 15 1B 51 HR 2B	X SI 90 0-0 ① F7	C CH 84 C SI 92 B SI 91 S FF 91 1-3 ③ K		4	2	1	0	1	2	3
23 Brian Schneider, L (1, 2) OBP: 0.167, SLG: 0.667 15 John Mayberry Jr., R (7, PH) OBP: 0.667, SLG: 0.667 57 David Herndon, R (7, 1) 7 Michael Martinez, S (8, PH) OBP: 0.500, SLG: 0.400 16 J.C. Romero, S (8, 1) 55 Danys Baez, R (9, 1)		B FF 91 C CH 82 F CH 81 X FF 93 1-2 ① F9	B CU 74 X FF 90 1-0 1-H HR	C FF 87 C FF 89 B FF 90 X FF 90 1-2 21 BB 51 HR 2-3 1B	C SI 89 X SI 91 0-1 51 2B 1B			2 1 0 1 0 0	1 1 0 1 0 0	1 1 0 1 0 0	2 1 0 0 0 0	0 0 0 0 0 0	0 0 0 0 0 0	0 0 0 0 0 0
21 Wilson Valdez, R (1, 4) OBP: 0.357, SLG: 0.444		C FF 92 S SL 85 B FF 93 B FF 94 X FF 92 2-2 ② G4-3	S FF 92 F FF 92 S CU 76 0-3 ③ K	1 SAFE D SL 73 1 SAFE B FF 88 B FF 89 C FF 88 B FF 87 4-1 51 HR 1-2 BB	1 SAFE B SI 91 S SL 83 X SL 84 1-1 ② F9			3	1	0	0	1	1	1
44 Roy Oswalt, R (1, 1) OBP: 0.250, SLG: 0.250 51 Carlos Ruiz, R (7, PH) OBP: 0.385, SLG: 0.522 (7, 2)		C FF 93 C FF 93 B SL 85 B SL 85 X FF 93 2-2 ③ F8	C FF 91 C SL 83 B CU 74 X FF 92 1-2 ① 1B	C FF 92 S FF 94 X FF 93 0-2 1-H 2-H 3-H HR	B SI 91 C SL 82 B SL 83 X CH 84 2-1 1-H 8 1B 2B			2 2	0 2	1 2	0 5	0 0	0 0	0 0
Inning Stats	R: 1 E: 0 K: 1 S: 11 H: 2 LOB: 2 BB: 1 P: 20	R: 0 E: 0 K: 0 S: 9 H: 0 LOB: 0 BB: 0 P: 14	R: 0 E: 0 K: 0 S: 5 H: 1 LOB: 0 BB: 0 P: 8	R: 2 E: 0 K: 1 S: 7 H: 1 LOB: 0 BB: 1 P: 13	R: 0 E: 0 K: 0 S: 10 H: 1 LOB: 0 BB: 0 P: 16	R: 0 E: 0 K: 0 S: 5 H: 1 LOB: 0 BB: 0 P: 7	R: 5 E: 0 K: 2 S: 22 H: 5 LOB: 1 BB: 1 P: 34	R: 2 E: 0 K: 0 S: 14 H: 3 LOB: 1 BB: 0 P: 20	R: 0 E: 0 K: 2 S: 14 H: 1 LOB: 1 BB: 0 P: 20	1B: 7 2B: 7 3B: 0 HR: 2 SF: 0 SAC: 0 DP: 2 HBP: 0						

	AB	39
	R	10
	H	15
	RBI	10
	BB	3
	SO	6
	LOB	16

WP: 1 PB: 0 SB: 1 CS: 0 PA: 42

PITCHER		IP	WLS	BF	H	R	ER	SO	BB	IBB	HBP	BLK	WP	HR	S	P	ERA	WHIP
37 Brandon Beachy, R ERA: 3.75	(1, 1)	6.0	L	24	7	4	4	2	1	1	0	0	0	1	48	80	6.00	1.333
52 George Sherrill, L ERA: 10.8	(7, 1)	0.0		2	1	0	0	0	1	0	0	0	0	0	4	9	∞	∞
19 Scott Linebrink, R ERA: 6.75	(7, 1)	1.0		6	3	4	4	2	0	0	0	0	0	1	17	23	36.00	3.000
50 Cristhian Martinez, R ERA: 3.6	(8, 1)	2.0		10	4	2	2	2	0	0	0	0	1	0	28	40	9.00	2.000

PITCHER	IP	WLS	BF	H	R	ER	SO	BB	IBB	HBP	BLK	WP	HR	S	P	ERA	WHIP

Batter	1	2	3	4	5	6	7	8	9	AB	R	H	RBI	BB	SO	LOB
14 Martín Prado, R (1, 7) OBP: 0.293, SLG: 0.462	C FF 93 B FF 93 B FC 84 F CH 83 X FF 94 2-2 ① G3		C CH 84 X FF 92 0-1 E9 13 L6-3 1B 2-H			C CH 82 X CH 81 0-1 ① F9		C FF 89 B SL 81 X CH 79 1-1 ① G6-3		4	0	1	0	0	0	0
13 Nate McLouth, L (1, 8) OBP: 0.265, SLG: 0.250	X CH 82 0-0 ② G3		C CH 84 X FF 93 0-1 ②③ L6-3 1-1			C CH 81 B CH 78 F CH 83 B CH 81 X FF 94 2-2 ② P5		B SI 90 B SI 90 C FF 89 F SI 89 B SI 90 X SI 90 3-2 ② G6-3		4	0	0	0	0	0	1
10 Chipper Jones, S (1, 5) OBP: 0.371, SLG: 0.455	C FF 94 B CH 82 X CH 82 1-1 ③ G1-3			C CH 82 C FF 93 B CU 66 X FF 93 1-2 ① G4-3		C FF 93 B CU 69 F CH 81 B SL 79 B FF 94 X CH 84 3-2 26 BB 16 BB 1B		B CH 80 B SI 90 C SI 90 C SL 78 X SI 91 3-1 ③ L4		4	0	1	0	0	0	0
16 Brian McCann, L (1, 2) OBP: 0.441, SLG: 0.406 27 J.C. Boscan, R (9, 2)		C FF 93 B CH 82 B FF 93 B CH 83 X CH 84 3-1 ① F8		C FF 93 B FF 93 B SI 93 F FF 92 F FF 93 F CH 85 X FF 94 2-2 ② L7		C FF 94 B CH 82 1 SAFE B FF 94 B FF 94 B CH 85 4-1 26 BB 1-2 BB			B FF 91 C SI 91 F SI 92 B CU 75 S SI 91 2-3 ① K	2 1	0 0	0 0	0 0	1 0	0 1	0 0
26 Dan Uggla, R (1, 4) OBP: 0.222, SLG: 0.353		C FC 86 F SI 95 S CH 83 0-3 ② K		C FF 93 X FC 86 0-1 ③ G1-3		D CH 84 B FF 93 S FF 93 B FF 93 B FF 92 4-1 1-2 2-3 BB			F CU 76 X SI 90 0-1 ② G3	3	0	0	0	1	1	0
22 Jason Heyward, L (1, 9) OBP: 0.429, SLG: 0.593		B FF 94 C CH 82 C FF 94 B CU 62 F FF 93 F FF 93 X CU 66 2-2 ③ G4-3			F FF 92 B FF 94 B FF 93 F CH 84 X FF 94 2-2 ① G1-3	B FF 94 X FF 93 1-0 ③ P5			S SI 93 B SI 93 B CU 77 B SI 94 F FF 93 X SI 94 3-2 2B	4	0	1	0	0	0	3
2 Alex Gonzalez, R (1, 6) OBP: 0.286, SLG: 0.485			C FF 93 S FC 84 X FF 93 0-2 5 1B 2B		X FC 84 0-0 2B		C SI 90 B SI 93 X CH 84 1-1 ① F7		X SI 92 0-0 ③ P5	4	1	2	0	0	0	1
5 Freddie Freeman, L (1, 3) OBP: 0.250, SLG: 0.207			F SI 93 C FF 93 D CU 67 F CH 83 X FF 93 1-2 37 SH2-4 14 E 1B 2-H		F FF 92 B CH 84 B FF 93 X CH 83 2-1 ② G1-3		S SL 82 B SI 94 X SI 93 1-1 ② G3			3	1	1	1	0	0	1
37 Brandon Beachy, R (1, 1) 52 George Sherrill, L (7, 1) 19 Scott Linebrink, R (7, 1) 17 Matt Young, L (7, PH) OBP: 0.333, SLG: 0.143 50 Cristhian Martinez, R (8, 1)			C FF 93 B FF 92 X FF 91 1-1 ① SH2-4 1-2		S FF 93 S FF 92 S FF 93 0-3 ③ K		X CH 84 0-0 ③ G3			1 0 0 1 0	0 0 0 0 0	0 0 0 0 0	0 0 0 0 0	0 0 0 0 0	1 0 0 0 0	1 0 0 0 0
Inning Stats	R: 0 E: 0 K: 0 S: 6 H: 0 LOB: 0 BB: 0 P: 9	R: 0 E: 0 K: 1 S: 10 H: 0 LOB: 0 BB: 0 P: 15	R: 2 E: 1 K: 0 S: 13 H: 3 LOB: 0 BB: 0 P: 15	R: 0 E: 0 K: 0 S: 10 H: 0 LOB: 0 BB: 0 P: 13	R: 0 E: 0 K: 1 S: 9 H: 1 LOB: 1 BB: 0 P: 13	R: 0 E: 0 K: 0 S: 11 H: 1 LOB: 3 BB: 2 P: 25	R: 0 E: 0 K: 0 S: 5 H: 0 LOB: 0 BB: 0 P: 7	R: 0 E: 0 K: 0 S: 7 H: 0 LOB: 0 BB: 0 P: 14	R: 0 E: 0 K: 1 S: 9 H: 1 LOB: 1 BB: 0 P: 14	1B: 3 2B: 4 3B: 0 HR: 0	SF: 0 SAC: 1 DP: 1 HBP: 0						

BOTTOM

Philadelphia Phillies @ Atlanta Braves

Turner Field, Atlanta, GA

Sat Apr 09 2011, 1:12 PM - 3:55 PM EDT

Att. 36,256 - Cloudy - 81 F

livebaseballscorecards.com

AB	31
R	2
H	6
RBI	1
BB	2
SO	3
LOB	7

WP: 0 PB: 0 SB: 0 CS: 0 PA: 34

PITCHER		IP	WLS	BF	H	R	ER	SO	BB	IBB	HBP	BLK	WP	HR	S	P	ERA	WHIP
44 Roy Oswalt, R ERA: 2.25	(1, 1)	6.0	W	24	5	2	1	2	2	0	0	0	0	0	59	90	1.50	1.167
57 David Herndon, R ERA: 4.5	(7, 1)	1.0		3	0	0	0	0	0	0	0	0	0	0	5	7	0.00	0.000
16 J.C. Romero, L ERA: 2.25	(8, 1)	1.0		3	0	0	0	0	0	0	0	0	0	0	7	14	0.00	0.000
55 Danys Baez, R ERA:	(9, 1)	1.0		4	1	0	0	1	0	0	0	0	0	0	9	14	0.00	1.000

PITCHER	IP	WLS	BF	H	R	ER	SO	BB	IBB	HBP	BLK	WP	HR	S	P	ERA	WHIP

Batter	1	2	3	4	5	6	7	8	9	AB	R	H	RBI	BB	SO	LOB
8 Shane Victorino, S (1, 8) OBP: 0.432, SLG: 0.611	C SI 86 B SI 87 X SI 87 1-1 27 G6-4-3 1B			C SI 88 B SL 79 X CH 83 1-1 27 1B 11 G6-4-3 1B		C SI 87 C SI 88 B SI 88 B SI 88 X FC 87 2-2 HR		C SI 95 X SI 94 0-1 ② G6-3		4	2	3	1	0	0	0
27 Placido Polanco, R (1, 5) OBP: 0.390, SLG: 0.447	1 SAFE C FC 84 X SI 87 0-1 ① ② G6-4-3 1-2f			1 SAFE B SI 86 C SI 87 C SL 79 F FC 85 1 SAFE 1 SAFE X SI 87 1-2 11 G6-4-3 1-3 1B		B FC 85 F SI 88 S FC 85 X SL 81 1-2 ① L8		B SL 85 X SI 94 1-0 ③ G1-3		4	0	1	0	0	0	1
11 Jimmy Rollins, S (1, 6) OBP: 0.390, SLG: 0.405	C SL 79 X CH 82 0-1 ③ G6-3			C SI 87 D CH 84 X SI 88 1-1 ① ② G6-4-3 1-2f 3-H		X CH 83 0-0 ② G4-3			B FF 94 F FF 94 C FF 94 F KC 85 B KC 86 X FF 94 2-2 E9 6 G6-3 2B	4	1	1	0	0	0	1
6 Ryan Howard, L (1, 3) OBP: 0.390, SLG: 0.639		X SL 79 0-0 ① F7		S CH 83 B SI 89 X CH 83 1-1 ③ F8		C SL 81 B CH 84 X CH 84 1-1 ③ F8			C KC 84 B KC 85 X KC 85 1-1 ① G6-3 3-H	4	0	0	1	0	0	0
10 Ben Francisco, R (1, 9) OBP: 0.375, SLG: 0.528		C SI 87 B CH 82 B SL 81 C SL 80 F SI 88 X FC 84 2-2 ② F8			L SL 82 B FC 85 B CH 83 X SI 87 2-1 ① P4		B FC 83 B FC 84 C SL 77 B SL 79 C SL 83 X SI 87 3-2 ① G6-3		B FF 96 C FF 96 B FF 96 B KC 84 B FF 94 4-1 51 CS BB	3	0	0	0	1	0	0
29 Raul Ibanez, L (1, 7) OBP: 0.350, SLG: 0.400		B SI 88 C CH 83 S SI 88 F SI 88 X SI 89 1-2 ③ F8			B SL 79 B SI 87 X SI 87 2-0 51 1B 1B		B SI 88 B SL 79 F CH 83 X SL 80 2-1 ② G4-3		C FF 94 1 SAFE C FF 94 F KC 84 1 SAFE B FF 96 1 SAFE S KC 85 1-3 ② K	4	0	1	0	0	1	1
51 Carlos Ruiz, R (1, 2) OBP: 0.414, SLG: 0.538			B SI 88 S SL 79 B SL 82 C FC 84 B SI 87 C SI 87 3-3 ① K		F FC 85 X SL 80 0-1 1-2 1B		B FC 84 F FC 84 B SL 81 B CH 82 F FC 83 X SI 88 3-2 1B		C KC 84 B FF 94 1 SAFE 1-1 ③ CS 1-2	3	0	2	0	0	1	0
7 Michael Martinez, S (1, 4) OBP: 0.333, SLG: 0.250			F SI 87 B SI 88 F SI 87 X SL 80 1-2 ② G4-3		C SL 80 B SL 80 B SL 80 S CH 83 B SI 88 X SI 88 3-2 ② L6		C SL 79 B CH 83 S SL 82 1 SAFE B CH 84 F SL 79 S SI 88 2-3 ③ K			3	0	0	0	0	1	3
35 Cole Hamels, L (1, 1) 15 John Mayberry Jr., R (8, PH) OBP: 0.571, SLG: 0.571 46 Ryan Madson, L (8, 1) 52 Jose Contreras, R (9, 1)			B SI 88 C SI 88 B SL 78 F SI 87 X SI 88 2-2 ③ G1-3		X SL 80 0-0 ③ G1-3			C SI 94 X SI 94 0-1 ① G6-3		2 1 0 0	0 0 0 0	0 0 0 0	0 0 0 0	0 0 0 0	0 0 0 0	2 0 0 0
Inning Stats	R: 0 E: 0 K: 0 S: 6 H: 1 LOB: 0 BB: 0 P: 7	R: 0 E: 0 K: 0 S: 9 H: 0 LOB: 0 BB: 0 P: 12	R: 0 E: 0 K: 1 S: 9 H: 0 LOB: 0 BB: 0 P: 15	R: 1 E: 0 K: 0 S: 10 H: 2 LOB: 0 BB: 0 P: 14	R: 0 E: 0 K: 0 S: 9 H: 2 LOB: 2 BB: 0 P: 16	R: 1 E: 0 K: 0 S: 9 H: 1 LOB: 0 BB: 0 P: 13	R: 0 E: 0 K: 1 S: 12 H: 1 LOB: 1 BB: 0 P: 22	R: 0 E: 0 K: 0 S: 5 H: 0 LOB: 0 BB: 0 P: 6	R: 1 E: 1 K: 1 S: 12 H: 1 LOB: 0 BB: 1 P: 21	1B: 6 2B: 1 3B: 0 HR: 1	SF: 0 SAC: 0 DP: 2 HBP: 0					

TOP

Philadelphia Phillies @ Atlanta Braves

Turner Field, Atlanta, GA

Sun Apr 10 2011, 1:39 PM - 3:58 PM EDT

Att. 43,796 - Sunny - 81 F

livebaseballscorecards.com

AB	32
R	3
H	8
RBI	2
BB	1
SO	3
LOB	8

PITCHER		IP	WLS	BF	H	R	ER	SO	BB	IBB	HBP	BLK	WP	HR	S	P	ERA	WHIP
32 Derek Lowe, R ERA: 1.45	(1, 1)	7.0	L	26	7	2	2	2	0	0	0	0	0	1	64	99	2.57	1.000
39 Jonny Venters, L ERA: 1.5	(8, 1)	1.0		3	0	0	0	0	0	0	0	0	0	0	5	6	0.00	0.000
46 Craig Kimbrel, R ERA:	(9, 1)	1.0		4	1	1	0	1	1	0	0	0	0	0	12	21	0.00	2.000

PITCHER	IP	WLS	BF	H	R	ER	SO	BB	IBB	HBP	BLK	WP	HR	S	P	ERA	WHIP

BOTTOM

Philadelphia Phillies @ Atlanta Braves

Turner Field, Atlanta, GA

Sun Apr 10 2011, 1:39 PM - 3:58 PM EDT

Att. 43,796 - Sunny - 81 F

livebaseballscorecards.com

Batter	1	2	3	4	5	6	7	8	9	AB	R	H	RBI	BB	SO	LOB
14 Martín Prado, R (1, 7) OBP: 0.289, SLG: 0.442	B FF 93 F FF 94 F FF 94 X FF 95 1-2 ① G4-3			B FF 91 C FF 93 B FF 92 F CH 84 F FF 94 B CH 85 S CH 86 3-3 ① K		B CH 82 F FF 91 C FF 93 S FF 90 1-3 ② K		B FF 94 X FF 94 1-0 13 G4-6-3 1B		4	0	1	0	0	2	1
13 Nate McLouth, L (1, 8) OBP: 0.289, SLG: 0.286	B FF 94 F FF 94 B FF 92 B CH 86 F FF 95 S CH 86 3-3 ② K			X FF 91 0-0 10 F9 2B		B CH 84 B FF 93 C FF 93 B FF 94 B FF 92 4-1 BB		F FF 94 B FF 94 T FF 95 X CH 85 1-2 ②③ G4-6-3 1-2f		3	0	1	0	1	1	1
10 Chipper Jones, S (1, 5) OBP: 0.333, SLG: 0.405	C FF 95 X CU 78 0-1 ③ G5-3			F CH 83 B FF 94 B FF 94 F FC 91 X FF 95 2-2 ② F9 2-3		X CH 84 0-0 ③ G5-3			C SL 87 B FS 81 B SL 90 F SL 89 F FF 96 B FF 94 F FF 94 X FF 95 3-2 ① G4-3	4	0	0	0	0	0	3
16 Brian McCann, L (1, 2) OBP: 0.395, SLG: 0.361		C CH 84 S SI 94 B CU 79 S FF 95 1-3 ① K		X FF 93 0-0 ③ G1-3			B CH 82 B FF 90 X FF 90 2-0 ① F8		C FF 94 B FF 94 B SL 89 X SI 94 2-1 ② G4-3	4	0	0	0	0	1	1
26 Dan Uggla, R (1, 4) OBP: 0.200, SLG: 0.316		B CH 85 S CH 86 S FF 96 B CH 87 F CH 87 X FF 94 2-2 ② G5-3			B FC 89 C FF 93 B FC 90 X FC 88 2-1 ① P6		B FF 91 B FF 90 C CH 83 B FF 91 F CH 84 S CH 84 3-3 ② K		C SI 91 S FS 82 S FS 83 0-3 ③ K	4	0	0	0	0	2	0
22 Jason Heyward, L (1, 9) OBP: 0.421, SLG: 0.567		F FF 95 B FF 95 X FF 94 1-1 ③ F7			B FF 93 B CH 85 F FF 93 B FF 90 C CH 84 X FF 94 3-2 ② G6-3		B FC 88 B FF 92 X FF 89 2-0 2 1B 1B			3	0	1	0	0	0	0
2 Alex Gonzalez, R (1, 6) OBP: 0.289, SLG: 0.472			X FF 92 0-0 ① P3		C CU 77 S CH 85 B CH 86 S CH 85 1-3 ③ K		C FF 92 F FC 89 F FF 93 D CH 84 F FF 93 B FF 93 F FC 90 B CH 84 X CH 84 3-2 1-3 1B			3	0	1	0	0	1	0
5 Freddie Freeman, L (1, 3) OBP: 0.257, SLG: 0.219			B FF 93 B FC 91 S CH 85 F FF 93 F FF 96 S CH 86 2-3 ② K			C CH 82 B CU 76 B FF 91 X FF 93 2-1 32 SH1 1B	X FC 89 0-0 ③ G4-3			3	0	1	0	0	1	2
32 Derek Lowe, R (1, 1) 39 Jonny Venters, L (8, 1) 7 Brooks Conrad, S (8, PH) 46 Craig Kimbrel, R (9, 1)			C FF 92 F FF 93 B FC 90 B CH 86 S CH 85 2-3 ③ K			X FF 91 0-0 ① SH1 1-2		B CH 83 F FF 95 S CH 82 S CH 83 1-3 ① K		1 0 1 0	0 0 0 0	0 0 0 0	0 0 0 0	0 0 1 0	1 0 0 0	0 0 0 0
Inning Stats	R: 0 E: 0 K: 1 S: 8 H: 0 LOB: 0 BB: 0 P: 12	R: 0 E: 0 K: 1 S: 9 H: 0 LOB: 0 BB: 0 P: 13	R: 0 E: 0 K: 2 S: 8 H: 0 LOB: 0 BB: 0 P: 12	R: 0 E: 0 K: 1 S: 9 H: 1 LOB: 1 BB: 0 P: 14	R: 0 E: 0 K: 1 S: 8 H: 0 LOB: 0 BB: 0 P: 14	R: 0 E: 0 K: 1 S: 8 H: 1 LOB: 2 BB: 1 P: 15	R: 0 E: 0 K: 1 S: 12 H: 2 LOB: 2 BB: 0 P: 22	R: 0 E: 0 K: 1 S: 7 H: 1 LOB: 0 BB: 0 P: 10	R: 0 E: 0 K: 1 S: 10 H: 0 LOB: 0 BB: 0 P: 15	1B: 4 2B: 1 3B: 0 HR: 0	SF: 0 SAC: 1 DP: 1 HBP: 0					

	AB	30
	R	0
	H	5
	RBI	0
	BB	1
	SO	10
	LOB	8

	WP: 0	PA: 32
	PB: 0	
	SB: 0	
	CS: 0	

PITCHER	IP	WLS	BF	H	R	ER	SO	BB	IBB	HBP	BLK	WP	HR	S	P	ERA	WHIP
35 Cole Hamels, L (1, 1) ERA: 5.59	7.0	W	26	4	0	0	8	1	0	0	0	0	0	62	102	0.00	0.714
46 Ryan Madson, R (8, 1) ERA:	1.0	H	3	1	0	0	1	0	0	0	0	0	0	7	10	0.00	1.000
52 Jose Contreras, R (9, 1) ERA:	1.0	S	3	0	0	0	1	0	0	0	0	0	0	10	15	0.00	0.000

PITCHER	IP	WLS	BF	H	R	ER	SO	BB	IBB	HBP	BLK	WP	HR	S	P	ERA	WHIP

Batter	1	2	3	4	5	6	7	8	9	AB	R	H	RBI	BB	SO	LOB
8 Chris Coghlan, L (1, 8) OBP: 0.292, SLG: 0.409	C FF 91 B FF 91 B FF 93 F FF 92 S SL 83 2-3 ① K		X FF 91 0-0 1B		B FF 92 C SL 82 B CH 82 B SL 80 C FF 93 S FF 93 3-3 ③ K			F SL 85 C FF 91 F SI 92 D SL 88 F SI 92 F FF 92 F SL 87 X SL 86 1-2 13 FC6-4 1-2 1B		4	0	2	0	0	2	2
13 Omar Infante, R (1, 4) OBP: 0.304, SLG: 0.293	C FF 92 F FF 93 B FF 91 F FF 93 F FF 94 X SL 84 1-2 ② G5-3		C FF 92 1 SAFE F FF 92 1 SAFE X FF 91 0-2 ③ G4-3			B SL 79 X FF 90 1-0 ① G1-3		B SI 90 B SI 90 C SI 92 X SI 91 2-1 ② FC6-4 1-2f 2-3		4	0	0	0	0	0	3
2 Hanley Ramirez, R (1, 6) OBP: 0.250, SLG: 0.273	B CU 73 C SL 82 C CH 83 B CH 83 B SL 83 C FF 94 3-3 ③ K			C FF 90 S FF 91 B FF 93 X CU 75 1-2 ① G6-3		X CU 73 0-0 ② G6-3		B SI 91 C SI 90 X CH 81 1-1 ③ F8		4	0	0	0	0	1	2
27 Giancarlo Stanton, R (1, 9) OBP: 0.444, SLG: 0.500		B FF 92 B SL 82 B FF 93 C FF 92 C FF 94 X FF 94 3-2 20 G4-3 2B		B FF 92 B SL 84 C SL 82 F CH 84 X FF 94 2-2 15 G4-6-3 1B		B FF 91 F CH 80 F FF 91 X SL 81 1-2 ③ G6-3			C FF 92 B SL 82 C SL 85 B SL 82 F FF 93 S FF 94 2-3 ① K	4	0	2	0	0	1	0
15 Gaby Sanchez, R (1, 3) OBP: 0.422, SLG: 0.432		C FF 92 B FF 92 B FF 92 C SL 83 S FF 94 2-3 ① K		B FF 91 X CH 83 1-0 ② ③ G4-6-3 1-2f			B FF 92 B FF 92 B FF 91 B FF 91 4-0 14 G5-4-3 BB		B SL 85 B FO 84 F FC 92 B FF 94 B FF 92 4-1 20 L3-1 BB	2	0	0	0	2	1	2
20 Logan Morrison, L (1, 7) OBP: 0.457, SLG: 0.595		S FF 92 B SL 82 B SL 80 F FF 93 X SL 82 2-2 ② G4-3 2-3			B FF 92 C SL 82 F SL 82 X FF 92 1-2 2B		B FF 91 B FF 90 C FF 92 F SL 82 F SL 80 X FF 92 2-2 ① F8		C SI 92 C FO 83 D SL 80 X SI 93 1-2 ② L3-1 1-2	4	0	1	0	0	0	3
14 John Buck, R (1, 2) OBP: 0.231, SLG: 0.436		B SL 79 S SL 81 X SL 80 1-1 ③ G5-3			X SL 84 0-0 ① P4		X CH 81 0-0 ② ③ G5-4-3 1-2f		B FF 92 F SI 92 B FC 89 F FO 82 C FF 93 2-3 ③ K	4	0	0	0	0	1	4
29 Greg Dobbs, L (1, 5) OBP: 0.500, SLG: 0.833 18 Wes Helms, R (8, PH) OBP: 0.357, SLG: 0.462 (8, 5)			B FF 91 F FF 91 B FF 92 X SL 83 2-1 ① F7		B SL 82 B SL 79 B FF 92 B FF 91 4-0 BB			C SI 90 B SI 92 F SI 90 X CH 86 1-2 ① G1-3		1 1	0 0	0 0	0 0	1 0	0 0	0 0
41 Chris Volstad, R (1, 1) 44 Brian Sanches, R (5, 1) OBP: 1.000, SLG: 1.000 1 Emilio Bonifácio, S (8, PH) OBP: 0.320, SLG: 0.304 34 Edward Mujica, R (8, 1)			C FF 91 C FF 92 B FF 93 B CU 76 X FF 93 2-2 ② G4-3		C T B SL 80 B L 2-3 ② K			C SL 84 S CH 86 B FF 91 B CH 85 B SI 92 F SI 92 B FF 92 4-2 13 FC6-4 8 1B BB		2 0 0 0	0 0 0 0	0 0 0 0	0 0 1 0	1 0 0 0	2 0 0 0
Inning Stats	R: 0 E: 0 K: 2 S: 11 H: 0 LOB: 0 BB: 0 P: 17	R: 0 E: 0 K: 1 S: 11 H: 1 LOB: 1 BB: 0 P: 19	R: 0 E: 0 K: 0 S: 9 H: 1 LOB: 1 BB: 0 P: 13	R: 0 E: 0 K: 0 S: 7 H: 1 LOB: 0 BB: 0 P: 11	R: 0 E: 0 K: 2 S: 10 H: 1 LOB: 2 BB: 1 P: 20	R: 0 E: 0 K: 0 S: 5 H: 0 LOB: 0 BB: 0 P: 7	R: 0 E: 0 K: 0 S: 5 H: 0 LOB: 0 BB: 1 P: 11	R: 0 E: 0 K: 0 S: 17 H: 1 LOB: 2 BB: 1 P: 26	R: 0 E: 0 K: 2 S: 11 H: 0 LOB: 1 BB: 1 P: 20	1B: 3 2B: 2 3B: 0 HR: 0 SF: 0 SAC: 0 DP: 2 HBP: 0						

TOP

Florida Marlins @ Atlanta Braves

Turner Field, Atlanta, GA

Tue Apr 12 2011, 7:11 PM - 9:44 PM EDT

Att. 13,865 - Partly Cloudy - 68 F

livebaseballscorecards.com

AB	30
R	0
H	5
RBI	0
BB	4
SO	7
LOB	18

PITCHER		IP	WLS	BF	H	R	ER	SO	BB	IBB	HBP	BLK	WP	HR	S	P	ERA	WHIP
48 Tommy Hanson, R ERA: 3.38	(1, 1)	7.0	W	25	4	0	0	5	2	0	0	0	0	0	58	98	0.00	0.857
34 Eric O'Flaherty, L ERA:	(8, 1)	0.1		3	1	0	0	0	1	0	0	0	0	0	13	19	0.00	6.000
58 Peter Moylan, R ERA: 4.91	(8, 1)	0.2		2	0	0	0	0	0	0	0	0	0	0	4	7	0.00	0.000
19 Scott Linebrink, R ERA: 5.4	(9, 1)	1.0		4	0	0	0	2	1	0	0	0	0	0	11	20	0.00	1.000

PITCHER	IP	WLS	BF	H	R	ER	SO	BB	IBB	HBP	BLK	WP	HR	S	P	ERA	WHIP

Florida Marlins @ Atlanta Braves

Turner Field, Atlanta, GA

Tue Apr 12 2011, 7:11 PM - 9:44 PM EDT

Att. 13,865 - Partly Cloudy - 68 F

livebaseballscorecards.com

BOTTOM

Batter	1	2	3	4	5	6	7	8	9	AB	R	H	RBI	BB	SO	LOB
14 Martín Prado, R (1, 7) OBP: 0.306, SLG: 0.468	C SI 89 X SL 82 0-1 ① G4-3		C SL 83 B CU 76 B SI 89 X SL 82 2-1 13 2B 1B		C SI 89 F FF 89 B CU 76 X SI 90 1-2 13 SH1-3 10 SF7 2B	C FF 86 B SL 79 C FF 87 S FO 76 1-3 ③ K				4	2	2	0	0	1	0
13 Nate McLouth, L (1, 8) OBP: 0.293, SLG: 0.316	C SI 90 X CH 82 0-1 ② F7		B FF 88 D SI 89 B FF 88 C FF 89 X FF 89 3-1 1-H 10 1B 2B		X SI 88 0-0 ① SH1-3 2-3		C FF 86 B FO 74 B FO 83 B FO 73 S FF 85 C FF 86 3-3 ① K			3	1	1	1	0	1	0
10 Chipper Jones, S (1, 5) OBP: 0.349, SLG: 0.410	B SI 90 B SI 91 F FF 90 B CH 83 C SI 90 B SI 90 4-2 BB		B CH 82 B CH 83 F FF 90 B SL 83 S CH 83 X FF 89 3-2 2-H 1B		F SI 89 D SL 83 X CH 83 1-1 ② SF7 3-H		X SI 86 0-0 ② G3			2	0	1	2	1	0	0
16 Brian McCann, L (1, 2) OBP: 0.381, SLG: 0.425	B SI 90 B SI 90 C CH 83 B CH 82 F SI 90 S SL 84 3-3 ③ K		X FF 90 0-0 ③ G4-3		B CH 83 X SI 89 1-0 HR		B SI 84 B FO 73 C SI 85 B FO 81 X SI 85 3-1 ③ G5-3			4	1	1	1	0	1	2
26 Dan Uggla, R (1, 4) OBP: 0.205, SLG: 0.333		C SI 89 B SL 81 X SL 82 1-1 ① P4		B FF 89 C SI 88 X SL 82 1-1 ① F9	S SL 83 B SI 91 C SI 90 B SL 83 X SL 85 2-2 2B			B FF 90 F SL 81 S FS 84 X FS 84 1-2 ① G1-3		4	0	1	0	0	0	0
22 Jason Heyward, L (1, 9) OBP: 0.429, SLG: 0.636		B FF 89 X SI 90 1-0 ② G3		B CU 75 B CH 82 X SI 90 2-0 HR	I IN 66 I IN 66 I IN 67 I IN 67 4-0 IBB			F FS 84 B FF 90 B SL 82 F FS 84 B FS 86 X FS 85 3-2 ② G3-1		3	1	1	1	1	0	0
2 Alex Gonzalez, R (1, 6) OBP: 0.286, SLG: 0.450		C FF 89 X SI 88 0-1 ③ G4-3		F SI 90 B SI 90 F SL 82 B SL 83 X SI 89 2-2 ② F9	C FF 86 X SL 74 0-1 ③ P5			F SI 91 B FS 85 B FS 85 X FF 91 2-1 1B		4	0	1	0	0	0	2
5 Freddie Freeman, L (1, 3) OBP: 0.256, SLG: 0.222			F FF 89 F SL 82 B SI 88 B CH 82 B SI 89 C SI 91 3-3 ① K	X SI 88 0-0 1B		B FF 86 X SI 86 1-0 ① F7		B FF 90 X FS 84 1-0 ③ G3		4	0	1	0	0	1	1
48 Tommy Hanson, R (1, 1) 34 Eric O'Flaherty, L (8, 1) 58 Peter Moylan, R (8, 1) 19 Scott Linebrink, R (9, 1)			C SI 89 F SL 84 B CU 76 B SI 89 S SI 90 2-3 ② K	X CH 87 0-0 ③ G6-3		C FF 86 X FF 86 0-1 ② G6-3				3 0 0 0	0 0 0 0	0 0 0 0	0 0 0 0	1 0 0 0	1 0 0 0	1 0 0 0
Inning Stats	R: 0 E: 0 K: 1 S: 9 H: 0 LOB: 1 BB: 1 P: 16	R: 0 E: 0 K: 0 S: 5 H: 0 LOB: 0 BB: 0 P: 7	R: 2 E: 0 K: 2 S: 14 H: 3 LOB: 1 BB: 0 P: 27	R: 1 E: 0 K: 0 S: 8 H: 2 LOB: 1 BB: 0 P: 13	R: 2 E: 0 K: 0 S: 12 H: 3 LOB: 2 BB: 1 P: 21	R: 0 E: 0 K: 1 S: 6 H: 0 LOB: 0 BB: 0 P: 8	R: 0 E: 0 K: 1 S: 6 H: 0 LOB: 0 BB: 0 P: 12	R: 0 E: 0 K: 0 S: 9 H: 1 LOB: 1 BB: 0 P: 16		1B: 4 2B: 3 3B: 0 HR: 2 SF: 1 SAC: 1 DP: 0 HBP: 0				WP: 0 PB: 0 SB: 0 CS: 0 PA: 35		

	AB	31
	R	5
	H	9
	RBI	5
	BB	2
	SO	5
	LOB	6

PITCHER		IP	WLS	BF	H	R	ER	SO	BB	IBB	HBP	BLK	WP	HR	S	P	ERA	WHIP
41 Chris Volstad, R ERA: 5.59	(1, 1)	4.2	L	24	8	5	5	3	1	1	0	0	0	2	46	82	9.64	1.929
44 Brian Sanches, R ERA:	(5, 1)	2.1		7	0	0	0	2	0	0	0	0	0	0	14	22	0.00	0.000
34 Edward Mujica, R ERA: 5.79	(8, 1)	1.0		4	1	0	0	0	0	0	0	0	0	0	9	16	0.00	1.000

PITCHER	IP	WLS	BF	H	R	ER	SO	BB	IBB	HBP	BLK	WP	HR	S	P	ERA	WHIP

Florida Marlins @ Atlanta Braves

Turner Field, Atlanta, GA

Wed Apr 13 2011, 7:11 PM - 9:30 PM EDT

Att. 14,351 - Clear - 73 F

TOP

livebaseballscorecards.com

Batter	1	2	3	4	5	6	7	8	9	AB	R	H	RBI	BB	SO	LOB
8 Chris Coghlan, L (1, 8) OBP: 0.327, SLG: 0.458	C FF 88 B SI 88 F FC 84 B SI 90 X SI 90 2-2 13 G6-3 2 1B 2B	C FC 84 X FC 85 0-1 2 FC4-6 1-2 2-H 3-H 1B		X FF 89 0-0 ③ G3			C SI 89 F SI 89 B SI 90 B CH 84 X CH 83 2-2 ② 1B			4	1	3	2	0	0	0
13 Omar Infante, R (1, 4) OBP: 0.280, SLG: 0.267	X SI 88 0-0 ① G6-3 2-3	C SI 90 X SI 89 0-1 ② F9			B FF 88 C SI 89 F FF 89 B FC 86 X SI 91 2-2 ① G6-3		C SL 82 X SI 90 0-1 ③ P4			4	0	0	0	0	0	3
2 Hanley Ramirez, R (1, 6) OBP: 0.275, SLG: 0.278	X SI 89 0-0 ③ 27 G6-4-3 3-H 1B	S FS 83 B FC 84 X SI 90 1-1 ③ FC4-6 1-2f			X SI 90 0-0 ② G3			B SL 82 C SI 89 B SL 82 B CH 83 B SI 90 4-1 20 G4-6-3 BB		3	0	1	1	1	0	2
27 Giancarlo Stanton, R (1, 9) OBP: 0.364, SLG: 0.389 33 Scott Cousins, L (8, 9) OBP: 0.222, SLG: 0.125	1 SAFE 1 SAFE B SI 88 F FS 82 X SI 88 1-1 ② ③ G6-4-3 1-2f		F SI 90 F FF 88 X FC 84 0-2 ① G6-3		S FC 85 B FS 84 B SI 91 S SI 90 B SI 91 F SI 91 S FF 90 3-3 ③ K			C CH 83 X SL 82 0-1 ① F7		4 0	0 0	0 0	0 0	0 0	1 0	2 0
20 Logan Morrison, L (1, 7) OBP: 0.440, SLG: 0.634		C SI 88 B FC 83 T FC 84 X FC 83 1-2 ① G4-3	B FF 89 X FC 84 1-0 HR			X SI 89 0-0 ① F8		C SI 89 X SL 81 0-1 ② ③ G4-6-3 1-2f		4	1	1	1	0	0	1
15 Gaby Sanchez, R (1, 3) OBP: 0.408, SLG: 0.415		C FC 84 B FS 84 F FS 83 B FC 84 X SI 90 2-2 14 WP 29 1B 55 1B 1B	S SI 91 F SI 90 B SI 88 F FC 82 S SI 89 1-3 ② K			C FF 88 B SI 89 X FC 84 1-1 ② F7			C FF 88 B FF 90 C FF 89 F SL 74 F FF 91 F SL 76 X FF 90 1-2 ① G6-3	4	1	1	0	0	1	0
29 Greg Dobbs, L (1, 5) OBP: 0.529, SLG: 0.786 22 Donnie Murphy, R (9, PH) OBP: 0.233, SLG: 0.185 (9, 5)	B SI 90 1 SAFE X SI 88 1-0 55 1B 14 WP 8 1B 1-2 1B	C SI 89 F FS 83 B SI 89 F FC 85 F FS 77 F SI 89 X CU 75 1-2 ③ G4-3				B FF 91 S SI 90 B FF 90 B SI 91 F SI 90 B SI 90 4-2 BB			C SL 72 S SL 73 X FF 89 0-2 ② P3	2 1	1 0	1 0	0 0	1 0	0 0	0 0
14 John Buck, R (1, 2) OBP: 0.233, SLG: 0.405	B FS 84 B FS 84 B SI 89 I 4-0 55 1B 8 1B 1-2 2-3 IBB			B SI 89 X FS 82 1-0 ① G6-3		D SI 90 X FC 85 1-0 ③ G1-3			B SL 72 X FF 89 1-0 ③ P3	3	1	0	0	1	0	1
55 Josh Johnson, L (1, 1) OBP: 0.125, SLG: 0.125 58 Ryan Webb, R (8, 1) 38 Randy Choate, L (9, 1)	X SI 89 0-0 8 1B 1-2 2-3 3-H 1B			B SI 90 C SI 89 B SI 89 X SI 90 2-1 ② G1-3			B FF 89 B SI 88 C SI 89 F SI 89 T SI 89 2-2 ① K			3 0 0	0 0 0	1 0 0	1 0 0	0 0 0	1 0 0	0 0 0
Inning Stats	R: 1 E: 0 K: 0 S: 7 H: 2 LOB: 0 BB: 0 P: 10	R: 3 E: 0 K: 0 S: 14 H: 4 LOB: 2 BB: 1 P: 23	R: 1 E: 0 K: 1 S: 14 H: 1 LOB: 0 BB: 0 P: 17	R: 0 E: 0 K: 0 S: 4 H: 0 LOB: 0 BB: 0 P: 7	R: 0 E: 0 K: 1 S: 8 H: 0 LOB: 0 BB: 0 P: 13	R: 0 E: 0 K: 0 S: 6 H: 0 LOB: 1 BB: 1 P: 12	R: 0 E: 0 K: 1 S: 8 H: 1 LOB: 0 BB: 0 P: 12	R: 0 E: 0 K: 0 S: 5 H: 0 LOB: 0 BB: 1 P: 9	R: 0 E: 0 K: 0 S: 10 H: 0 LOB: 0 BB: 0 P: 12	1B: 6 2B: 1 3B: 0 HR: 1 SF: 0 SAC: 0 DP: 2 HBP: 0						

	AB	32
	R	5
	H	8
	RBI	5
	BB	3
	SO	3
	LOB	9

WP: 1 PB: 0 SB: 0 CS: 0 PA: 35

PITCHER		IP	WLS	BF	H	R	ER	SO	BB	IBB	HBP	BLK	WP	HR	S	P	ERA	WHIP
15 Tim Hudson, R ERA: 3.48	(1, 1)	6.0	L	26	7	5	5	2	1	1	0	0	1	1	53	82	7.50	1.333
50 Cristhian Martinez, R ERA: 2.57	(7, 1)	2.0		6	1	0	0	1	1	0	0	0	0	0	13	21	0.00	1.000
52 George Sherrill, L ERA: 6.75	(9, 1)	1.0		3	0	0	0	0	0	0	0	0	0	0	10	12	0.00	0.000

PITCHER		IP	WLS	BF	H	R	ER	SO	BB	IBB	HBP	BLK	WP	HR	S	P	ERA	WHIP

Batter	1	2	3	4	5	6	7	8	9	AB	R	H	RBI	BB	SO	LOB
14 Martín Prado, R (1, 7) OBP: 0.283, SLG: 0.431	C FF 92 F FF 94 F FF 94 B SL 84 X FF 95 1-2 ① G3-1		B SL 81 S SL 84 S SL 83 S SL 85 1-3 ③ K			C SL 83 F FF 94 X SL 86 0-2 ② G1-3		C SI 93 X SI 93 0-1 ③ G1-3		4	0	0	0	0	1	1
13 Nate McLouth, L (1, 8) OBP: 0.289, SLG: 0.293	F FF 94 C FF 94 B SL 82 B FF 94 X FF 95 2-2 ② G3			C CH 90 B CU 76 B CH 85 C FF 94 C FF 94 2-3 ① K		B FF 92 B FF 92 C FF 94 B CH 88 B FF 95 4-1 BB			B SI 84 B SI 84 F SI 85 C SI 86 S SI 86 2-3 ① K	3	0	0	0	1	2	0
10 Chipper Jones, S (1, 5) OBP: 0.362, SLG: 0.476	B FF 95 F FF 95 B CU 79 B FF 95 B FF 95 4-1 BB			B CU 76 B FF 94 F FF 93 S FF 94 F FF 95 X SL 87 2-2 ② G3		B FF 92 C FF 93 1 SAFE 1 SAFE F FF 93 C FF 94 1-3 ③ K			F SI 86 B SI 86 B SI 85 X SI 84 2-1 HR	3	1	1	1	1	1	1
16 Brian McCann, L (1, 2) OBP: 0.370, SLG: 0.395	B FF 95 S CH 87 1 SAFE F FF 94 F FF 95 S SL 87 1-3 ③ K			B FF 94 C SL 86 F CH 87 F SL 85 B FF 94 B SL 87 F SL 86 F FF 95 B SL 88 4-2 BB			B CH 84 X CH 85 1-0 ① G3		S SL 75 C SL 75 F SL 76 C SI 86 0-3 ② K	3	0	0	0	1	2	1
26 Dan Uggla, R (1, 4) OBP: 0.188, SLG: 0.304		B FF 91 B SL 82 B SI 94 C FF 94 F FF 95 F SL 86 F FF 96 X SL 86 3-2 ① L5		S FF 94 S FF 95 B SL 87 1 SAFE X SL 82 1-2 ③ F8			F FF 94 S SL 86 S SL 88 0-3 ② K		B SI 86 C SI 86 B SI 84 B SI 84 F SI 85 F SI 85 X SI 85 3-2 ③ F9	4	0	0	0	0	1	1
22 Jason Heyward, L (1, 9) OBP: 0.400, SLG: 0.583		B FF 95 B CH 88 X FF 95 2-0 ② L9			C CU 77 X FF 93 0-1 ① G1		C CU 80 C SL 86 S SL 88 0-3 ③ K			3	0	0	0	0	1	0
2 Alex Gonzalez, R (1, 6) OBP: 0.267, SLG: 0.419		S SL 83 B FF 95 C SI 93 S SL 84 1-3 ③ K			B SI 94 B FF 94 B SI 94 C FF 93 X FF 94 3-1 ② F9			C FF 93 X SL 84 0-1 ① G1-3		3	0	0	0	0	1	0
5 Freddie Freeman, L (1, 3) OBP: 0.262, SLG: 0.256			B CH 90 X CH 84 1-0 ① G6-3		F CH 86 C FF 93 S SL 88 0-3 ③ K			B CH 86 X FF 95 1-0 2B		3	0	1	0	0	1	0
15 Tim Hudson, R (1, 1) 17 Matt Young, L (6, PH) OBP: 0.300, SLG: 0.125 50 Cristhian Martinez, R (7, 1) 20 Eric Hinske, L (8, PH) 52 George Sherrill, L (9, 1)			C FF 92 B SI 93 S SL 85 S SL 85 1-3 ② K			B FF 91 C FF 92 F FF 92 F FF 92 B FF 93 X SL 88 2-2 ① G4-3		F SI 93 B CH 85 F CH 85 F SL 87 C SI 95 1-3 ② K		1 1 0 1 0	0 0 0 0 0	0 0 0 0 0	0 0 0 0 0	0 0 0 1 0	1 0 0 1 0	0 0 0 1 0
Inning Stats	R: 0 E: 0 K: 1 S: 12 H: 0 LOB: 1 BB: 1 P: 20	R: 0 E: 0 K: 1 S: 9 H: 0 LOB: 0 BB: 0 P: 15	R: 0 E: 0 K: 2 S: 7 H: 0 LOB: 0 BB: 0 P: 10	R: 0 E: 0 K: 1 S: 15 H: 0 LOB: 1 BB: 1 P: 24	R: 0 E: 0 K: 1 S: 7 H: 0 LOB: 0 BB: 0 P: 10	R: 0 E: 0 K: 1 S: 11 H: 0 LOB: 1 BB: 1 P: 18	R: 0 E: 0 K: 2 S: 7 H: 0 LOB: 0 BB: 0 P: 8	R: 0 E: 0 K: 1 S: 9 H: 1 LOB: 1 BB: 0 P: 11	R: 1 E: 0 K: 2 S: 13 H: 1 LOB: 0 BB: 0 P: 20	1B: 0 2B: 1 3B: 0 HR: 1 SF: 0 SAC: 0 DP: 0 HBP: 0						

PITCHER		IP	WLS	BF	H	R	ER	SO	BB	IBB	HBP	BLK	WP	HR	S	P	ERA	WHIP
55 Josh Johnson, R ERA: 1.35	(1, 1)	7.1	W	26	1	0	0	9	3	0	0	0	0	0	71	109	0.00	0.545
58 Ryan Webb, R ERA: 4.05	(8, 1)	0.2		2	0	0	0	1	0	0	0	0	0	0	6	7	0.00	0.000
38 Randy Choate, L ERA: 3.38	(9, 1)	1.0		4	1	1	1	2	0	0	0	0	0	1	13	20	9.00	1.000

PITCHER	IP	WLS	BF	H	R	ER	SO	BB	IBB	HBP	BLK	WP	HR	S	P	ERA	WHIP

BOTTOM

Florida Marlins @ Atlanta Braves

Turner Field, Atlanta, GA

Wed Apr 13 2011, 7:11 PM - 9:30 PM EDT

Att. 14,351 - Clear - 73 F

livebaseballscorecards.com

AB	29
R	1
H	2
RBI	1
BB	3
SO	12
LOB	5

Florida Marlins @ Atlanta Braves

Turner Field, Atlanta, GA

Thu Apr 14 2011, 7:11 PM - 10:19 PM EDT

Att. 16,495 - Clear - 75 F

livebaseballscorecards.com

Batter	1	2	3	4	5	6	7	8	9	AB	R	H	RBI	BB	SO	LOB
8 Chris Coghlan, L (1, 8) OBP: 0.351, SLG: 0.462	C FF 92 B FF 92 F FF 92 F SL 84 X CU 75 1-2 2 BB 27 2B 1B	S FF 90 F FF 92 X FF 92 0-2 2 1B 2-3 1B		C CH 80 F FF 92 S SL 83 0-3 ② K		I IN 68 I IN 69 I IN 75 I IN 69 4-0 2 1B IBB	B FO 83 B FO 82 X SI 93 2-0 ③ G3			4	1	2	0	1	1	2
13 Omar Infante, R (1, 4) OBP: 0.273, SLG: 0.260	C FF 92 1 SAFE F FF 92 1 SAFE X FF 93 0-2 ① F9	F FF 92 F FF 92 S SL 83 0-3 ② K		C SL 82 X FF 93 0-1 2 BB 1B		S SL 79 C SL 80 S SL 80 0-3 ② K		C SI 93 X SI 94 0-1 ① G4-3		5	0	1	0	0	2	5
2 Hanley Ramirez, R (1, 6) OBP: 0.356, SLG: 0.333	F SL 84 F SL 85 B FF 92 1 SAFE B FF 92 1 SAFE B SL 84 B SL 84 4-2 27 2B 20 2B 1-2 BB	X CU 73 0-0 27 WP 1-3 3-H 1B		B FF 92 B FF 91 C FF 90 C FF 91 F FF 92 1 SAFE B FF 92 F FF 91 F FF 92 4-2 B SL 85 1-2 BB		B SL 81 S SL 80 S SL 81 B SL 81 X SI 93 2-2 1-2 2-3 1B		B SI 94 S SI 93 B SI 94 B SI 93 X SI 93 3-1 27 WP 1B		3	1	3	1	2	0	0
27 Giancarlo Stanton, R (1, 9) OBP: 0.333, SLG: 0.391 32 Clay Hensley, R (8, 1) 46 Juan Carlos Oviedo, R (9, 1)	S FF 91 D CU 74 B FF 92 X CH 81 2-1 20 2B 1-3 2-H 2B	B FF 91 C FF 91 B SL 82 F SL 84 F FF 93 X FF 92 2-2 P4 1-2		X FF 91 0-0 ③ G1-3		S SI 92 S SL 81 S SL 81 0-3 ③ K		B SI 94 S SI 92 B SL 84 S SI 93 B SI 93 S SL 84 3-3 ② K 1-3		5 0 0	1 0 0	1 0 0	1 0 0	0 0 0	2 0 0	8 0 0
20 Logan Morrison, L (1, 7) OBP: 0.418, SLG: 0.609	B FF 92 X FF 92 1-0 29 PB 2-H 3-H 2B		B FF 91 C FF 89 B FF 92 B FF 90 X FF 89 3-1 ① F9		X FF 90 0-0 ① F8		B FF 91 C SI 92 X SI 92 1-1 ① P6	S SI 94 T SI 94 S SL 85 0-3 ③ K2-3		5	0	1	2	0	1	1
15 Gaby Sanchez, R (1, 3) OBP: 0.407, SLG: 0.478	C FF 91 C FF 92 S FF 91 0-3 ② K		B FF 92 X SL 84 1-0 HR		B FF 90 C FF 90 B FF 91 C FF 90 B FF 91 X SL 84 3-2 ② G1-3		B SI 93 X SI 92 1-0 18 1B 14 1B 1B		B FF 95 S FF 94 C FF 96 S FF 95 1-3 ① K	5	2	2	1	0	2	1
29 Greg Dobbs, L (1, 5) OBP: 0.450, SLG: 0.647 18 Wes Helms, R (7, PH) OBP: 0.400, SLG: 0.500 40 Mike Dunn, L (7, 1) 33 Scott Cousins, L (8, 9) OBP: 0.300, SLG: 0.222	B FF 92 B FF 91 C CH 83 D CU 75 F FF 91 S FF 92 3-3 ③ K 2-3		S FF 91 B FF 92 S FF 91 S FF 93 1-3 ② K		F FF 91 B FF 93 S FF 91 F FF 92 S FF 93 1-3 ③ K		C SI 92 X SI 93 0-1 14 1B 1-2 1B		F FF 95 B KC 85 B FF 94 F FF 95 B FF 96 F FF 96 F FF 95 F FF 94 X FF 96 3-2 14 CS 1B	3 1 0 1	0 0 0 0	0 1 0 1	0 0 0 0	0 0 0 0	3 0 0 0	1 0 0 0
14 John Buck, R (1, 2) OBP: 0.250, SLG: 0.391		B FF 90 B CH 80 C FF 90 B SL 83 B FF 89 4-1 8 1B 47 SH3-4 2 1B BB	S FF 92 B FF 92 F SL 83 B SL 84 S FF 92 2-3 ③ K			B FF 90 T FF 88 X SL 83 1-1 E5 2 1B 47 SH3-4	B CH 83 B CH 83 F SI 91 X SI 92 2-1 1-3 2-H 1B		B FF 96 S KC 84 B FF 96 B FF 97 C KC 85 S FF 96 3-3 ② ③ K 1-2	4	1	1	1	1	2	1
47 Ricky Nolasco, R (1, 1) OBP: 0.200, SLG: 0.200 38 Randy Choate, L (6, 1) 44 Brian Sanches, R (6, 1) OBP: 1.000, SLG: 1.000 22 Donnie Murphy, R (7, PH) OBP: 0.226, SLG: 0.179 (7, 5)		L FF 90 X FF 90 0-1 ① SH3-4 1-2		C FF 88 C FF 89 S SL 82 0-3 ① K		B FF 90 1 SAFE X FF 89 1-0 ① SH3-4 1-2	B FF 93 F FC 87 F SI 94 T SL 81 1-2 ② K			1 0 0 1	0 0 0 0	0 0 0 0	0 0 0 0	0 0 0 0	1 0 0 1	0 0 0 2

Inning Stats	1	2	3	4	5	6	7	8	9
	R: 3 E: 0 K: 2 S: 18	H: 3 LOB: 1 BB: 1 P: 29	R: 1 E: 0 K: 1 S: 14	H: 2 LOB: 2 BB: 1 P: 20	R: 1 E: 0 K: 2 S: 9	H: 1 LOB: 0 BB: 0 P: 16	R: 0 E: 0 K: 2 S: 14	H: 1 LOB: 2 BB: 1 P: 18	R: 0 E: 0 K: 1 S: 8	H: 0 LOB: 0 BB: 0 P: 12
	R: 0 E: 1 K: 2 S: 12	H: 1 LOB: 3 BB: 1 P: 20	R: 1 E: 0 K: 1 S: 11	H: 3 LOB: 2 BB: 0 P: 18	R: 0 E: 0 K: 2 S: 10	H: 1 LOB: 1 BB: 0 P: 16	R: 0 E: 0 K: 2 S: 12	H: 1 LOB: 0 BB: 0 P: 19	1B: 10 2B: 2 3B: 0 HR: 1	SF: 0 SAC: 2 DP: 0 HBP: 0

AB	38
R	6
H	13
RBI	6
BB	4
SO	15
LOB	21

WP: 3 PA: 44
PB: 1
SB: 0
CS: 1

PITCHER		IP	WLS	BF	H	R	ER	SO	BB	IBB	HBP	BLK	WP	HR	S	P	ERA	WHIP
37 Brandon Beachy, R ERA: 5.19	(1, 1)	5.1		28	7	5	5	8	3	1	0	0	1	1	66	104	8.44	1.875
58 Peter Moylan, R ERA: 4.15	(6, 1)	0.2		3	1	0	0	2	0	0	0	0	0	0	9	11	0.00	1.500
34 Eric O'Flaherty, L ERA: 2.08	(7, 1)	0.1	L	4	3	1	1	0	0	0	0	0	0	0	7	11	27.00	9.000
19 Scott Linebrink, R ERA: 4.76	(7, 1)	0.2		2	0	0	0	1	0	0	0	0	0	0	4	7	0.00	0.000
39 Jonny Venters, L ERA: 1.29	(8, 1)	1.0		4	1	0	0	2	0	0	0	0	1	0	10	16	0.00	1.000

PITCHER		IP	WLS	BF	H	R	ER	SO	BB	IBB	HBP	BLK	WP	HR	S	P	ERA	WHIP
46 Craig Kimbrel, R ERA:	(9, 1)	1.0		3	1	0	0	2	0	0	0	0	0	0	12	19	0.00	1.000

Florida Marlins @ Atlanta Braves

Turner Field, Atlanta, GA

Thu Apr 14 2011, 7:11 PM - 10:19 PM EDT

Att. 16,495 - Clear - 75 F

BOTTOM

Batter	1	2	3	4	5	6	7	8	9	AB	R	H	RBI	BB	SO	LOB
14 Martín Prado, R (1, 7) OBP: 0.276, SLG: 0.411	B FF 88 B FF 88 B FF 88 C FF 87 X FF 88 3-1 13 1B 10 1B 1B	B SL 80 C SL 79 X SI 90 1-1 ②③ G1-6-3 1-2f			B SI 89 X FF 89 1-0 E6 13 L3		B FF 92 C FF 92 X FF 92 1-1 ① F9		C SI 92 B SL 87 X SL 84 1-1 ③ G5-3	5	1	1	0	0	0	2
13 Nate McLouth, L (1, 8) OBP: 0.286, SLG: 0.289	C SI 88 X CU 74 0-1 10 1B 16 HR 1-3 1B		C FF 87 X FF 89 0-1 ① F7		F FF 89 1 SAFE X FS 80 0-1 ①② L3 1-1		C FF 93 F FF 92 B SL 87 S FF 94 1-3 ② K			4	1	1	0	0	1	1
10 Chipper Jones, S (1, 5) OBP: 0.353, SLG: 0.457	C SI 89 C SL 81 B FS 80 B FS 80 1 SAFE B FF 90 X SL 79 3-2 16 HR 1-3 3-H 1B		X CU 74 0-0 ② F8		F CU 75 X FS 83 0-1 ③ G4-3		B FF 93 C FF 93 C FF 93 B SL 86 X FF 94 2-2 ③ F9			4	1	1	1	0	0	0
16 Brian McCann, L (1, 2) OBP: 0.380, SLG: 0.468	B SI 89 B FS 80 X SI 89 2-0 1-H 3-H HR		C CU 74 C FS 84 S SL 83 0-3 ③ K			B SL 76 F SI 87 C SL 76 B SL 76 B SI 86 F SI 87 X SI 86 3-2 26 FC1-4 1B		B SL 83 C SL 84 B FF 91 C SL 83 B SL 84 S SL 85 3-3 ① K		4	1	2	3	0	2	0
26 Dan Uggla, R (1, 4) OBP: 0.192, SLG: 0.360	B FF 90 S SL 81 S SL 80 F SL 81 B SL 81 F SL 81 B SL 82 F FF 90 C SI 91 3-3 ① K			C SL 81 F CU 74 B SL 85 B SL 83 X CU 74 2-2 HR		C FF 86 F SL 78 1 SAFE X SL 79 0-2 ① FC1-4 5 BB 22 BB 1-2f		C SI 86 X SL 79 0-1 ② F9		4	1	1	1	0	1	1
22 Jason Heyward, L (1, 9) OBP: 0.408, SLG: 0.553 46 Craig Kimbrel, R (9, 1)	B SI 90 B FS 82 X FF 90 2-0 ② F7			S FS 81 B FF 90 B FF 91 B FS 82 B SI 91 4-1 5 F9 2 S BB		B FF 88 B SI 86 S FO 73 B SI 86 1 SAFE B SI 86 4-1 5 BB 1-2 BB		B SI 87 C CH 81 X CH 80 1-1 ③ G4-3		2 0	0 0	0 0	0 0	2 0	0 0	0 0
2 Alex Gonzalez, R (1, 6) OBP: 0.265, SLG: 0.404	C FF 91 S SL 83 F SL 83 B SL 82 C FF 89 1-3 ③ K			1 SAFE C SL 81 B SL 82 C FF 89 X CU 76 1-2 ① G6-3 1-2		C FF 87 F SL 80 S SL 81 0-3 ② K			X FF 93 0-0 17 FC6 1B	4	0	1	0	0	2	3
5 Freddie Freeman, L (1, 3) OBP: 0.283, SLG: 0.286		X SI 88 0-0 37 FC2-5 2B		X FS 83 0-0 ② F9 2-3		B FO 75 C FO 72 B SI 86 B FF 88 B FF 86 4-1 1-2 2-3 BB			B CH 86 C FF 95 1 SAFE X CH 86 1-1 ① F9	3	0	1	0	1	0	2
37 Brandon Beachy, R (1, 1) 58 Peter Moylan, R (6, 1) 7 Brooks Conrad, S (6, PH) 34 Eric O'Flaherty, L (7, 1) 19 Scott Linebrink, R (7, 1) 39 Jonny Venters, L (8, 1) 17 Matt Young, L (9, 9) OBP: 0.273, SLG: 0.111		L SL 79 L FF 88 X SL 81 0-2 ① FC2-5 14 G1-6-3 2-3		S SL 84 S SL 83 S SL 82 0-3 ③ K		S FO 74 X FO 74 0-1 ③ F8			S SI 95 B SI 95 X SL 86 1-1 ② FC6 1-2f	2 0 1 0 0 0 0	0 0 0 0 0 0 0	0 0 0 0 0 0 0	0 0 0 0 0 0 0	0 0 0 0 0 0 0	1 0 0 0 0 0 0	2 0 3 0 0 0 1
Inning Stats	R: 4 E: 0 K: 2 S: 19 H: 4 LOB: 0 BB: 0 P: 33	R: 0 E: 0 K: 0 S: 6 H: 1 LOB: 0 BB: 0 P: 7	R: 0 E: 0 K: 1 S: 6 H: 0 LOB: 0 BB: 0 P: 6	R: 1 E: 0 K: 1 S: 11 H: 1 LOB: 1 BB: 1 P: 18	R: 0 E: 1 K: 0 S: 5 H: 0 LOB: 0 BB: 0 P: 6	R: 0 E: 0 K: 1 S: 14 H: 1 LOB: 3 BB: 2 P: 25	R: 0 E: 0 K: 1 S: 8 H: 0 LOB: 0 BB: 0 P: 12	R: 0 E: 0 K: 1 S: 7 H: 0 LOB: 0 BB: 0 P: 11	R: 0 E: 0 K: 0 S: 7 H: 1 LOB: 1 BB: 0 P: 10	1B: 5 2B: 2 3B: 0 HR: 2 SF: 0 SAC: 0 DP: 2 HBP: 0						

livebaseballscorecards.com

AB	34
R	5
H	8
RBI	5
BB	3
SO	7
LOB	15

WP: 0 PB: 0 SB: 1 CS: 0 PA: 37

PITCHER		IP	WLS	BF	H	R	ER	SO	BB	IBB	HBP	BLK	WP	HR	S	P	ERA	WHIP
47 Ricky Nolasco, R ERA: 4.05	(1, 1)	5.0		21	6	5	5	4	1	0	0	0	0	2	47	70	9.00	1.400
38 Randy Choate, L ERA: 3.38	(6, 1)	0.0		1	1	0	0	0	0	0	0	0	0	0	4	7	∞	∞
44 Brian Sanches, R ERA:	(6, 1)	1.0	W	5	0	0	0	1	2	0	0	0	0	0	10	18	0.00	2.000
40 Mike Dunn, L ERA:	(7, 1)	1.1	H	4	0	0	0	2	0	0	0	0	0	0	11	18	0.00	0.000
32 Clay Hensley, R ERA: 1.35	(8, 1)	0.2	H	2	0	0	0	0	0	0	0	0	0	0	4	5	0.00	0.000

PITCHER		IP	WLS	BF	H	R	ER	SO	BB	IBB	HBP	BLK	WP	HR	S	P	ERA	WHIP
46 Juan Carlos Oviedo, R ERA: 2.57	(9, 1)	1.0	S	4	1	0	0	0	0	0	0	0	0	0	7	10	0.00	1.000

Batter	1	2	3	4	5	6	7	8	9	AB	R	H	RBI	BB	SO	LOB
7 José Reyes, S (1, 6) OBP: 0.353, SLG: 0.508	B SI 87 C SI 87 C SL 78 B CH 82 X SI 86 2-2 ① G3		C SL 79 S CH 82 X SI 88 0-2 ② L8		1 SAFE C SI 87 B SI 89 F SI 88 X SI 84 1-2 ① FC4-6 16 G4-6-3 1-2f 3-H		B CH 83 C SI 92 B CH 83 B CH 84 B SI 92 4-1 16 S BB		B FF 93 B FF 94 C FF 92 B FF 94 C FF 93 X FF 94 3-2 1B	4	0	1	1	1	0	2
16 Ángel Pagán, S (1, 8) OBP: 0.302, SLG: 0.288	B SI 88 X CH 82 1-0 ② G3		C SI 88 F FC 85 B SI 88 F CH 84 X SI 88 1-2 2-3 1B		1 SAFE B CH 83 X CH 83 1-0 ② ③ G4-6-3 1-2f		B SI 89 C SI 92 B CH 85 B SI 92 B SI 92 4-1 1-2 BB		C FF 94 D KC 85 B FF 95 X FF 94 2-1 ③ L8	4	0	1	0	1	0	2
5 David Wright, R (1, 5) OBP: 0.349, SLG: 0.482	C SI 89 B SI 88 B FC 85 B SL 80 C SI 89 S SI 88 3-3 ③ K		B FC 85 X SL 79 1-0 ③ L6			C SI 88 B FC 84 T FC 84 B FC 84 S SL 80 2-3 ① K	B FF 93 1 SAFE B FF 94 X FF 93 2-0 ③ F9			4	0	0	0	0	2	4
15 Carlos Beltrán, S (1, 9) OBP: 0.340, SLG: 0.500		S SL 78 B SI 86 B CH 83 B SL 81 X SI 87 3-1 4 FC5-4 1B		F SL 82 S SI 87 S CH 83 0-3 ① K		B CH 83 B SI 88 S SI 88 B SL 78 B SI 87 4-1 22 E BB		C SI 94 T SL 84 C SL 84 0-3 ① K		3	1	1	0	1	2	0
29 Ike Davis, L (1, 3) OBP: 0.390, SLG: 0.449		C SL 78 B SL 77 1 SAFE B SI 87 B SI 87 X SI 87 3-1 ① L7		B SL 80 B SL 78 C SI 88 B SI 88 B SI 88 4-1 BB		B SL 78 C SI 87 C SL 79 C SI 87 1-3 ② K		B SI 94 B SI 94 X FF 94 2-0 ② G4-3		3	0	0	0	1	1	2
22 Willie Harris, L (1, 7) OBP: 0.372, SLG: 0.459		1 SAFE 1 SAFE C SI 87 1 SAFE B SI 88 B SL 79 1 SAFE X SI 87 2-1 ② F7		X SL 79 0-0 ② L4		B CH 83 B CH 83 C SI 87 B SI 88 X CH 83 3-1 E7 1-H 2B		F SI 93 F SI 93 B SL 85 B SI 93 B SI 93 4-2 BB		3	0	1	1	1	0	2
4 Brad Emaus, R (1, 4) OBP: 0.263, SLG: 0.176		C SL 80 D SL 80 B FC 84 X SL 79 2-1 ③ FC5-4 1-2f		B SL 80 C SL 79 B FC 85 X FC 84 2-1 ③ F7		B SI 85 C FC 86 X SL 79 1-1 ③ P4		B SI 93 B SI 93 C SI 93 F SI 93 T SI 93 2-2 ③ K		4	0	0	0	0	1	4
30 Josh Thole, L (1, 2) OBP: 0.311, SLG: 0.286			B SI 87 C SI 86 B SI 87 X SI 87 2-1 E4 16 1B 77 SH5-4		B SI 86 B SI 87 C SI 87 X SI 87 2-1 12 1B 7 FC4-6 1B		C FF 91 X SI 90 0-1 ① G1-3		B FF 94 C FF 94 F FF 94 T FF 95 1-2 ① K	4	1	1	0	0	1	0
77 D.J. Carrasco, R (1, 1) 18 Ryota Igarashi, R (4, 1) 12 Scott Hairston, R (5, PH) OBP: 0.269, SLG: 0.375 48 Pat Misch, R (5, 1) 25 Chin-Lung Hu, R (7, PH) OBP: 0.111, SLG: 0.111 39 Bobby Parnell, R (7, 1) 28 Daniel Murphy, L (9, PH) OBP: 0.290, SLG: 0.321			M SI 86 X 0-1 ① SH5-4 1-2		C SL 78 F FC 85 B SL 80 B CH 82 F SL 80 B SL 81 X SL 80 3-2 7 FC4-6 1-3 1B		C SI 91 B CH 82 B SI 92 F SI 92 C SI 92 2-3 ② K		B FF 95 B FF 94 B FF 93 C FF 93 C FF 93 F FF 94 X FF 95 3-2 ② G1-3	0 0 1 0 1 0 0	0 0 0 0 0 0 0	0 0 1 0 0 0 0	0 0 0 0 0 0 0	0 0 0 0 1 0 0	0 0 0 0 0 0 0	0 0 0 0 0 0 0
Inning Stats	R: 0 E: 0 K: 1 S: 7 H: 0 LOB: 0 BB: 0 P: 13	R: 0 E: 0 K: 0 S: 8 H: 1 LOB: 1 BB: 0 P: 18	R: 0 E: 1 K: 0 S: 12 H: 1 LOB: 2 BB: 0 P: 16	R: 0 E: 0 K: 1 S: 7 H: 0 LOB: 1 BB: 1 P: 13	R: 1 E: 0 K: 0 S: 10 H: 2 LOB: 0 BB: 0 P: 17	R: 1 E: 1 K: 2 S: 11 H: 1 LOB: 1 BB: 1 P: 22	R: 0 E: 0 K: 1 S: 8 H: 0 LOB: 2 BB: 2 P: 20	R: 0 E: 0 K: 2 S: 9 H: 0 LOB: 1 BB: 1 P: 17	R: 0 E: 0 K: 1 S: 12 H: 1 LOB: 1 BB: 0 P: 21	1B: 5 2B: 1 3B: 0 HR: 0 SF: 0 SAC: 1 DP: 1 HBP: 0						

PITCHER		IP	WLS	BF	H	R	ER	SO	BB	IBB	HBP	BLK	WP	HR	S	P	ERA	WHIP
32 Derek Lowe, R ERA: 1.82	(1, 1)	6.0	W	25	5	2	2	4	2	0	0	0	0	0	55	99	3.00	1.167
34 Eric O'Flaherty, L ERA: 1.8	(7, 1)	0.2	H	4	0	0	0	1	2	0	0	0	0	0	7	17	0.00	3.000
19 Scott Linebrink, R ERA: 4.5	(7, 1)	0.1	H	1	0	0	0	0	0	0	0	0	0	0	1	3	0.00	0.000
39 Jonny Venters, L ERA: 1.13	(8, 1)	1.0	H	4	0	0	0	2	1	0	0	0	0	0	9	17	0.00	1.000
46 Craig Kimbrel, R ERA:	(9, 1)	1.0	S	4	1	0	0	1	0	0	0	0	0	0	12	21	0.00	1.000

PITCHER	IP	WLS	BF	H	R	ER	SO	BB	IBB	HBP	BLK	WP	HR	S	P	ERA	WHIP

TOP

New York Mets @ Atlanta Braves

Turner Field, Atlanta, GA

Sat Apr 16 2011, 4:12 PM - 6:58 PM EDT

Partly Cloudy - 64 F

livebaseballscorecards.com

AB	32
R	2
H	6
RBI	2
BB	5
SO	8
LOB	16

New York Mets @ Atlanta Braves

Turner Field, Atlanta, GA

Sat Apr 16 2011, 4:12 PM - 6:58 PM EDT

Partly Cloudy - 64 F

BOTTOM

livebaseballscorecards.com

Batter	1	2	3	4	5	6	7	8	9	AB	R	H	RBI	BB	SO	LOB
14 Martín Prado, R (1, 7) OBP: 0.258, SLG: 0.383	P5	L8		F8			G1-3			4	0	0	0	0	0	2
13 Nate McLouth, L (1, 8) OBP: 0.302, SLG: 0.292	F7		HBP		F9		1B			3	0	1	0	0	0	0
10 Chipper Jones, S (1, 5) OBP: 0.364, SLG: 0.510	HR		F7		BB		K			3	1	1	1	1	1	2
16 Brian McCann, L (1, 2) OBP: 0.389, SLG: 0.449	BB		G3-1		P6		IBB			2	0	0	0	2	0	1
26 Dan Uggla, R (1, 4) OBP: 0.196, SLG: 0.352	1B			K	K		K			4	0	1	0	0	3	3
22 Jason Heyward, L (1, 9) OBP: 0.377, SLG: 0.500	G4-3			G3	G3-1			K		4	0	0	0	0	1	2
2 Alex Gonzalez, R (1, 6) OBP: 0.283, SLG: 0.529		HR		HR	G5-3			P4		4	2	2	2	0	0	0
5 Freddie Freeman, L (1, 3) OBP: 0.320, SLG: 0.364		G3		BB	HR			BB		2	1	1	1	2	0	0
32 Derek Lowe, R (1, 1)		K		BB	K			G4-3		1	0	0	0	1	1	0
23 Brandon Hicks, R (6, PH)										1	0	0	0	0	1	0
34 Eric O'Flaherty, L (7, 1)										0	0	0	0	0	0	0
19 Scott Linebrink, R (7, 1)										0	0	0	0	0	0	0
39 Jonny Venters, L (8, 1)										0	0	0	0	0	0	0
20 Eric Hinske, L (8, PH)										1	0	0	0	0	0	1
46 Craig Kimbrel, R (9, 1)										0	0	0	0	0	0	0
Inning Stats	R: 1 E: 0 K: 0 S: 16 H: 2 LOB: 2 BB: 1 P: 27	R: 1 E: 0 K: 0 S: 14 H: 1 LOB: 0 BB: 0 P: 22	R: 0 E: 0 K: 0 S: 9 H: 0 LOB: 0 BB: 0 P: 16	R: 1 E: 0 K: 1 S: 13 H: 1 LOB: 2 BB: 2 P: 27	R: 0 E: 0 K: 1 S: 7 H: 0 LOB: 1 BB: 1 P: 14	R: 1 E: 0 K: 1 S: 10 H: 1 LOB: 0 BB: 0 P: 18	R: 0 E: 0 K: 2 S: 12 H: 1 LOB: 2 BB: 1 P: 21	R: 0 E: 0 K: 1 S: 8 H: 0 LOB: 1 BB: 1 P: 18		1B: 2 2B: 0 3B: 0 HR: 4	SF: 0 SAC: 0 DP: 0 HBP: 1			WP: 0 PB: 0 SB: 1 CS: 1	PA: 36		

	AB	29
	R	4
	H	6
	RBI	4
	BB	6
	SO	7
	LOB	11

PITCHER	IP	WLS	BF	H	R	ER	SO	BB	IBB	HBP	BLK	WP	HR	S	P	ERA	WHIP
77 D.J. Carrasco, R (1, 1) ERA: 5.23	3.2	L	18	4	3	3	2	3	0	1	0	0	3	47	86	7.36	1.909
18 Ryota Igarashi, R (4, 1) ERA:	0.1		1	0	0	0	0	0	0	0	0	0	0	5	6	0.00	0.000
48 Pat Misch, L (5, 1) ERA: 4.5	2.0		8	1	1	1	2	1	0	0	0	0	1	17	32	4.50	1.000
39 Bobby Parnell, R (7, 1) ERA: 6.43	2.0		9	1	0	0	3	1	1	0	0	0	0	20	39	0.00	1.000

PITCHER	IP	WLS	BF	H	R	ER	SO	BB	IBB	HBP	BLK	WP	HR	S	P	ERA	WHIP

Batter	1	2	3	4	5	6	7	8	9	AB	R	H	RBI	BB	SO	LOB
7 José Reyes, S (1, 6) OBP: 0.333, SLG: 0.478	C FF 90 C SI 89 S CH 83 0-3 K			C FF 86 B CH 80 X CH 80 1-1 F9		F SI 91 B FF 90 F FF 91 X FF 90 1-2 P6			F SI 93 F SI 94 S SL 82 0-3 K 16 DI	4	0	0	0	0	2	1
16 Ángel Pagán, S (1, 8) OBP: 0.284, SLG: 0.268	B FF 89 C FF 89 F SI 90 B FC 90 F CH 84 B FF 89 X SI 88 3-2 G4-3			B SL 78 C FF 88 B FF 88 F FF 87 F SL 79 X CH 84 2-2 G4-3			B FF 87 B SI 87 C FF 88 F FF 90 C CH 82 2-3 K		T FF 92 F SI 93 S SL 82 0-3 K 1-2	4	0	0	0	0	2	1
5 David Wright, R (1, 5) OBP: 0.333, SLG: 0.458	B FF 92 B SI 90 X CH 84 2-0 F8			F FF 91 B SI 90 X FF 89 1-1 F9			B SI 90 F SI 91 C FF 91 B FF 90 S CH 83 2-3 K			3	0	0	0	0	1	0
15 Carlos Beltrán, S (1, 9) OBP: 0.320, SLG: 0.467		C CH 81 X SI 87 0-1 G3			B FF 88 B SI 88 B FF 89 C SI 89 F FF 89 X FF 90 3-2 F9		C SI 88 F CH 82 B SL 79 B SI 88 B FF 90 X CH 81 3-2 F8			3	0	0	0	0	0	0
29 Ike Davis, L (1, 3) OBP: 0.371, SLG: 0.423		B CH 80 B SL 80 B SL 79 C FF 89 C FF 90 X CH 84 3-2 F8			S SL 80 B SL 81 X SL 78 1-1 F7			B SL 74 C SL 74 F SL 73 C FF 90 1-3 K		3	0	0	0	0	1	0
22 Willie Harris, L (1, 7) OBP: 0.370, SLG: 0.450		B FF 88 B SI 88 C FF 89 F CH 83 F SL 82 X CH 82 2-2 28 CS 1B			F CH 82 B SI 89 C SI 90 B SL 80 F CH 83 S FF 90 2-3 K			C FF 89 B SL 70 B SL 74 S FF 88 F FF 91 C FF 90 2-3 K		3	0	1	0	0	2	0
28 Daniel Murphy, L (1, 4) OBP: 0.294, SLG: 0.355		B FF 89 1 SAFE 1 SAFE 1-0 CS 1-2	X CH 81 0-0 G3			B FF 86 B FF 87 C FF 86 B FF 88 X CH 86 3-1 13 CS 2B		S FF 90 C FF 91 X FF 89 0-2 L7		3	0	1	0	0	0	0
13 Mike Nickeas, R (1, 2) OBP: 0.308, SLG: 0.273 30 Josh Thole, L (9, PH) OBP: 0.304, SLG: 0.279			B FF 88 C SI 89 C SI 89 F SI 91 B FF 92 B FF 92 X SI 90 3-2 G6-3			C SL 78 B FF 90 B SL 80 B FF 90 B FF 89 4-1 34 SH1-4 2-3 BB			C SI 93 F FF 93 B FF 92 S SL 82 1-3 K2-3	1	0	0	0	1	0	0
										1	0	0	0	0	1	0
34 Mike Pelfrey, R (1, 1) 27 Pedro Beato, R (6, 1) 33 Taylor Buchholz, R (8, 1) 12 Scott Hairston, R (9, PH) OBP: 0.259, SLG: 0.360			B FF 90 B FC 90 C FF 88 S FF 91 X FF 91 2-2 G2-3			1 SAFE B FF 87 X FF 88 1-0 SH1-4 1-2			T FF 94 B FO 84 S SL 83 X FF 94 1-2 L3-1	1	0	0	0	0	0	0
										0	0	0	0	0	0	0
										0	0	0	0	0	0	0
										1	0	0	0	0	0	0
Inning Stats	R: 0 E: 0 K: 1 S: 8 H: 0 LOB: 0 BB: 0 P: 13	R: 0 E: 0 K: 0 S: 9 H: 1 LOB: 0 BB: 0 P: 15	R: 0 E: 0 K: 0 S: 8 H: 0 LOB: 0 BB: 0 P: 13	R: 0 E: 0 K: 0 S: 8 H: 0 LOB: 0 BB: 0 P: 12	R: 0 E: 0 K: 1 S: 9 H: 0 LOB: 0 BB: 0 P: 15	R: 0 E: 0 K: 0 S: 7 H: 1 LOB: 1 BB: 1 P: 16	R: 0 E: 0 K: 2 S: 9 H: 0 LOB: 0 BB: 0 P: 16	R: 0 E: 0 K: 2 S: 10 H: 0 LOB: 0 BB: 0 P: 13	R: 0 E: 0 K: 3 S: 12 H: 0 LOB: 1 BB: 0 P: 14	1B: 1 2B: 1 3B: 0 HR: 0 SF: 0 SAC: 1 DP: 0 HBP: 0						

PITCHER	IP	WLS	BF	H	R	ER	SO	BB	IBB	HBP	BLK	WP	HR	S	P	ERA	WHIP
49 Jair Jurrjens, R (1, 1) ERA:	7.0	W	22	2	0	0	4	1	0	0	0	0	0	58	100	0.00	0.429
52 George Sherrill, L (8, 1) ERA: 4.91	1.0		3	0	0	0	2	0	0	0	0	0	0	10	13	0.00	0.000
19 Scott Linebrink, R (9, 1) ERA: 3.86	1.0		4	0	0	0	3	0	0	0	0	1	0	12	14	0.00	0.000

PITCHER	IP	WLS	BF	H	R	ER	SO	BB	IBB	HBP	BLK	WP	HR	S	P	ERA	WHIP

TOP

New York Mets @ Atlanta Braves

Turner Field, Atlanta, GA

Sat Apr 16 2011, 7:41 PM - 10:09 PM EDT
Att. 31,383 - Partly Cloudy - 60 F

livebaseballscorecards.com

AB	27
R	0
H	2
RBI	0
BB	1
SO	9
LOB	2

New York Mets @ Atlanta Braves

Turner Field, Atlanta, GA

Sat Apr 16 2011, 7:41 PM - 10:09 PM EDT

Att. 31,383 - Partly Cloudy - 60 F

BOTTOM

Batter	1	2	3	4	5	6	7	8	9	AB	R	H	RBI	BB	SO	LOB
14 Martín Prado, R (1, 7) OBP: 0.273, SLG: 0.406	G4-3		10 S 13 SH3-4 10 1B 1B		20 1B 2B	FC1-2 2-3 3-H				4	2	2	0	0	0	2
13 Nate McLouth, L (1, 8) OBP: 0.286, SLG: 0.275	G4-3		SH3-4 1-2		F7	G4-3				3	0	0	0	0	0	3
10 Chipper Jones, S (1, 5) OBP: 0.390, SLG: 0.519	20 1B 26 1B 1B		20 1B 2-H 1B		20 1B IBB		K			3	1	2	1	1	1	0
20 Eric Hinske, L (1, 3) 52 George Sherrill, L (8, 1) 19 Scott Linebrink, R (9, 1) OBP: 0.231, SLG: 0.231	26 1B 1-3 1B		26 G6-3 1-2 1B		1-3 2-H 1B		K			4 0 0	0 0 0	3 0 0	1 0 0	0 0 0	1 0 0	0 0 0
26 Dan Uggla, R (1, 4) OBP: 0.200, SLG: 0.345	1-2 3-H 1B		G6-3 1-2f		G5-3		K			4	0	1	1	0	1	4
22 Jason Heyward, L (1, 9) OBP: 0.368, SLG: 0.478	G3-1			G4-3	2 1B 2 BLK 8 1B 1B			G3-1		4	1	1	0	0	0	2
2 Alex Gonzalez, R (1, 6) OBP: 0.281, SLG: 0.509		G6-3		P4	49 SH5-4 8 1B 14 FC1-2 1-3 1B			F8		4	0	1	0	0	0	0
8 David Ross, R (1, 2) OBP: 0.429, SLG: 0.333		K		G4-3	14 FC1-2 49 SH5-4 1-2 3-H 1B			K		4	0	1	1	0	2	0
49 Jair Jurrjens, R (1, 1) 5 Freddie Freeman, L (8, 3) OBP: 0.320, SLG: 0.364		K			K	SH5-4 1-2 2-3				2 0	0 0	0 0	0 0	0 0	2 0	0 0
Inning Stats	R: 1 E: 0 K: 0 S: 13 H: 3 LOB: 2 BB: 0 P: 22	R: 0 E: 0 K: 2 S: 8 H: 0 LOB: 0 BB: 0 P: 11	R: 1 E: 0 K: 0 S: 9 H: 3 LOB: 1 BB: 0 P: 15	R: 0 E: 0 K: 0 S: 6 H: 0 LOB: 0 BB: 0 P: 7	R: 1 E: 0 K: 1 S: 10 H: 2 LOB: 2 BB: 1 P: 22	R: 1 E: 0 K: 0 S: 12 H: 3 LOB: 2 BB: 0 P: 15	R: 0 E: 0 K: 3 S: 9 H: 0 LOB: 0 BB: 0 P: 14	R: 0 E: 0 K: 1 S: 9 H: 0 LOB: 0 BB: 0 P: 15		1B: 10 2B: 1 3B: 0 HR: 0 SF: 0 SAC: 2 DP: 1 HBP: 0						

livebaseballscorecards.com

AB	32
R	4
H	11
RBI	4
BB	1
SO	7
LOB	11

WP: 0 PB: 0 SB: 1 CS: 0 PA: 35

PITCHER	IP	WLS	BF	H	R	ER	SO	BB	IBB	HBP	BLK	WP	HR	S	P	ERA	WHIP
34 Mike Pelfrey, R (1, 1) ERA: 9.72	5.0	L	26	11	4	4	3	0	1	0	1	0	0	52	86	7.20	2.200
27 Pedro Beato, R (6, 1) ERA:	2.0		6	0	0	0	3	0	0	0	0	0	0	15	20	0.00	0.000
33 Taylor Buchholz, R (8, 1) ERA: 2.25	1.0		3	0	0	0	1	0	0	0	0	0	0	9	15	0.00	0.000

PITCHER	IP	WLS	BF	H	R	ER	SO	BB	IBB	HBP	BLK	WP	HR	S	P	ERA	WHIP

Batter	1	2	3	4	5	6	7	8	9	AB	R	H	RBI	BB	SO	LOB
7 José Reyes, S (1, 6) OBP: 0.351, SLG: 0.493	C FF 90 B FF 90 L FF 90 X SL 80 1-2 30 1B 2B	C FF 90 F SL 81 S CU 75 0-3 ③ K			B SL 79 C CH 80 B CU 74 X FF 91 2-1 30 S 30 1B 1B		B SI 89 B CH 83 B SI 89 B FF 89 4-0 5 FC5-4 BB		C SI 91 F FF 91 B FF 92 X SL 86 1-2 ③ G6-3	4	2	2	0	1	1	0
30 Josh Thole, L (1, 2) OBP: 0.320, SLG: 0.298	X FF 90 0-0 15 HBP 29 1B 2-H 1B		C FF 90 C FF 89 X CU 74 0-2 ① G4-3		1 SAFE B FF 88 T FF 91 F FF 91 D CU 75 X CU 74 2-2 5 CS 1-H 1B		B SI 89 C SI 89 P PO 85 F SI 88 S CH 84 2-3 ② K			4	1	2	2	0	1	1
5 David Wright, R (1, 5) OBP: 0.314, SLG: 0.429	C FF 91 B FF 90 1 SAFE B FF 90 C SL 81 F FF 90 F FF 92 S SL 82 2-3 ① K		C SL 81 B FF 92 B FF 92 S CU 74 B FF 92 F FF 93 F FF 92 C CU 75 3-3 ② K		F FF 91 F FF 91 B FF 89 B FF 91 F SL 81 1 SAFE F FF 91 B CU 74 S FF 91 3-3 ①② K 1-2		1 SAFE 1 SAFE 1 SAFE 1 SAFE C SL 81 X SL 82 0-1 ③ FC5-4 1-2f			4	0	0	0	0	3	3
15 Carlos Beltrán, S (1, 9) OBP: 0.333, SLG: 0.458	1 SAFE S CU 74 S CU 75 H FF 91 1-2 29 1B HBP		F SL 83 C FF 92 B FF 92 B CU 76 S CU 76 2-3 ③ K		B FF 92 B CH 82 B CH 81 C FF 92 F FF 92 X FF 93 3-2 ③ P6			F SI 89 X SL 85 0-1 1B		3	0	1	0	0	1	0
29 Ike Davis, L (1, 3) OBP: 0.394, SLG: 0.455	B FF 91 C CU 74 B CU 73 B SL 79 X FF 91 3-1 1-2 2-H 1B			F SL 78 B CU 72 B CU 73 B SL 78 F FF 91 B FF 92 4-2 16 SH5-3 BB		B SL 74 X SL 74 1-0 16 B1-6 2B		F SI 90 S SI 90 F SI 91 S FF 92 0-3 ① K		3	0	2	1	1	1	1
16 Ángel Pagán, S (1, 8) OBP: 0.271, SLG: 0.254	B FF 91 B FF 90 S CH 82 S FF 92 C FF 91 2-3 ② K			L FF 90 1 SAFE B FF 89 1 SAFE X FF 90 1-1 ① SH5-3 1-2		B FF 88 C FF 88 X FF 90 1-1 ①② B1-6 2-2f		F FF 89 F FF 91 S SL 85 0-3 ② K		3	0	0	0	0	2	4
22 Willie Harris, L (1, 7) OBP: 0.360, SLG: 0.432	F FF 90 C SL 82 C CU 74 0-3 ③ K			F FF 90 C CU 74 D CU 74 B FF 90 C CU 74 2-3 ② K		C FF 89 C FF 90 X SL 76 0-2 4 FC5-4 1B		B SI 91 X SL 84 1-0 ③ G4-3		4	0	1	0	0	2	4
4 Brad Emaus, R (1, 4) OBP: 0.262, SLG: 0.162 75 Francisco Rodríguez, R (9, 1)		B FF 90 S FF 90 F FF 91 X SL 79 1-2 ① P4		I I I I 4-0 IBB		C SL 80 1 SAFE F SL 81 B SI 91 X CH 83 1-2 ③ FC5-4 1-2f			F SI 88 C FF 90 S SL 84 0-3 ① K	3 0	0 0	0 0	0 0	1 0	1 0	1 0
35 Dillon Gee, R (1, 1) 38 Chris Capuano, L (6, 1) OBP: 0.333, SLG: 0.667 12 Scott Hairston, R (7, PH) OBP: 0.250, SLG: 0.346 43 R.A. Dickey, R (7, 1) OBP: 0.200, SLG: 0.200 45 Jason Isringhausen, R (8, 1) 25 Chin-Lung Hu, R (9, PH) OBP: 0.100, SLG: 0.100 (9, 4)		C FF 90 F FF 90 C SL 78 0-3 ② K		B SL 80 X FF 90 1-0 ③ F8			B SI 88 S CH 82 F SI 90 B SL 81 S SL 81 2-3 ① K		L FF 91 X SI 90 0-1 ② G4-3	2 0 1 0 0 1	0 0 0 0 0 0	0 0 0 0 0 0	0 0 0 0 0 0	1 0 0 0 0 0	2 0 1 0 0 0	2 0 0 0 0 0
Inning Stats	R: 2 E: 0 K: 3 S: 19 H: 3 LOB: 2 BB: 0 P: 28	R: 0 E: 0 K: 2 S: 9 H: 0 LOB: 0 BB: 0 P: 10	R: 0 E: 0 K: 2 S: 11 H: 0 LOB: 0 BB: 0 P: 16	R: 0 E: 0 K: 1 S: 8 H: 0 LOB: 2 BB: 2 P: 20	R: 1 E: 0 K: 1 S: 13 H: 2 LOB: 0 BB: 0 P: 23	R: 0 E: 0 K: 0 S: 9 H: 2 LOB: 1 BB: 0 P: 12	R: 0 E: 0 K: 2 S: 9 H: 0 LOB: 1 BB: 1 P: 16	R: 0 E: 0 K: 2 S: 10 H: 1 LOB: 1 BB: 0 P: 11	R: 0 E: 0 K: 1 S: 8 H: 0 LOB: 0 BB: 0 P: 9	1B: 6 2B: 4 3B: 0 HR: 0 SF: 0 SAC: 1 DP: 2 HBP: 1						

PITCHER		IP	WLS	BF	H	R	ER	SO	BB	IBB	HBP	BLK	WP	HR	S	P	ERA	WHIP
48 Tommy Hanson, R ERA: 3.86	(1, 1)	5.0	L	22	5	3	3	9	1	1	1	0	0	0	60	97	5.40	1.200
52 George Sherrill, L ERA: 4.15	(6, 1)	0.2		3	2	0	0	0	0	0	0	0	0	0	6	8	0.00	3.000
50 Cristhian Martinez, R ERA: 2.16	(6, 1)	1.1		5	0	0	0	2	1	0	0	0	0	0	12	20	0.00	0.750
34 Eric O'Flaherty, L ERA: 1.29	(8, 1)	2.0		7	1	0	0	3	0	0	0	0	0	0	18	20	0.00	0.500

PITCHER	IP	WLS	BF	H	R	ER	SO	BB	IBB	HBP	BLK	WP	HR	S	P	ERA	WHIP

New York Mets @ Atlanta Braves

Turner Field, Atlanta, GA

Sun Apr 17 2011, 1:36 PM - 4:27 PM EDT

Att. 29,625 - Sunny - 66 F

TOP

livebaseballscorecards.com

AB	32
R	3
H	8
RBI	3
BB	3
SO	14
LOB	16

WP: 0	PA: 37		
PB: 0			
SB: 1			
CS: 1			

BOTTOM

Batter	1	2	3	4	5	6	7	8	9	AB	R	H	RBI	BB	SO	LOB
14 Martín Prado, R (1, 5) (7, 7) OBP: 0.257, SLG: 0.382	B FF 88 B FF 88 B FF 89 C FF 87 F FF 89 X SI 89 3-2 G5-3 ①		C KC 70 B FF 89 X KC 71 2-1 G6-3 ①		B KC 72 S CH 80 C CH 82 X SL 79 1-2 G6-3 ③		B KN 74 X KN 75 1-0 F9 ③			4	0	0	0	0	0	1
22 Jason Heyward, L (1, 9) OBP: 0.377, SLG: 0.540	X SI 89 0-0 G4-3 ②		B CH 83 C CH 83 B FF 90 C CH 83 X CH 83 2-2 G3 ②			B FF 88 B CH 81 X CH 80 2-0 10 FC5 20 BB 1B		X SI 91 0-0 HR		4	1	2	1	0	0	0
16 Brian McCann, L (1, 2) OBP: 0.397, SLG: 0.442	C SI 90 S CH 83 S CH 84 0-3 K ③		F SI 91 B FF 90 C FF 90 X FF 90 1-2 1B			B CH 80 1 SAFE X SI 89 1-0 F7 ①		B CU 76 B SI 90 B FC 87 B FF 90 4-0 20 CS BB		3	0	1	0	1	1	1
26 Dan Uggla, R (1, 4) OBP: 0.203, SLG: 0.371		B FF 88 X FF 89 1-0 5 1B 3B	B CH 84 S CH 82 B SI 91 B CH 83 F SI 92 F CH 83 X CH 83 3-2 G5-3 ③			B CH 82 S FF 88 B CH 82 X SI 89 2-1 F8 ②		F FF 89 B CU 78 F FC 88 S CU 77 1-3 K ①		4	1	1	0	0	1	3
20 Eric Hinske, L (1, 7) (7, 3) OBP: 0.294, SLG: 0.200		B CH 82 B SI 90 B CH 81 B SI 89 4-0 2 1B 5 1B 48 CS BB	F SI 89 C SI 90 F CH 83 B FF 90 T KC 73 1-2 K ①			B SI 90 B CH 81 F SI 89 B CH 82 B FF 91 4-1 10 FC5 BB 1-2		F FC 88 1 SAFE B CU 76 F CU 76 F FC 86 F CU 77 B FC 86 B FC 89 S FC 87 3-3 K ②③ 1-2		2	0	0	0	2	2	1
5 Freddie Freeman, L (1, 3) OBP: 0.327, SLG: 0.370 10 Chipper Jones, S (6, PH) (7, 5) OBP: 0.393, SLG: 0.509		S CH 82 F FF 90 F CH 83 X CH 84 0-2 2 1B 1-2 3-H 1B	B FF 89 F CH 82 B CH 82 B FF 89 X CH 82 3-1 G4-3 ②			F SI 87 T CH 78 B SI 88 X CH 79 1-2 FC5 ③ 1-2 2-3f			B CU 75 B SI 91 B FF 90 B FF 89 4-0 17 G3-1 2 SH1-4 BB	2 1	0 0	1 0	1 0	0 0	0 1	0 2
2 Alex Gonzalez, R (1, 6) OBP: 0.283, SLG: 0.500		X SI 90 0-0 1-2 2-3 1B	B FF 90 C FF 89 F CH 82 X SL 80 1-2 F8 ③				B KN 72 C FF 82 F KN 72 T KN 78 1-2 K ①		L FF 90 X FF 90 0-1 SH1-4 1-2 ①	3	0	1	0	0	1	0
17 Matt Young, L (1, 8) OBP: 0.267, SLG: 0.154		B FF 90 X FF 91 1-0 F6 ①			C SI 87 B KC 70 S CH 81 X CH 81 1-2 F9 ①		C FF 84 X KN 77 0-1 1B		F FF 89 B FF 92 B FF 90 X FF 90 2-1 G3-1 ② 2-3	4	0	1	0	0	0	4
48 Tommy Hanson, R (1, 1) 13 Nate McLouth, L (5, PH) OBP: 0.261, SLG: 0.269 52 George Sherrill, L (6, 1) 50 Cristhian Martinez, R (6, 1) 23 Brandon Hicks, R (7, PH) 34 Eric O'Flaherty, L (8, 1) 7 Brooks Conrad, S (9, PH)		B FF 91 T SI 90 S SI 90 B SI 91 M CH 82 2-3 K ②③ 3-H			B FF 88 C CH 80 B FF 88 F FF 88 T CH 82 2-2 K ②		C FF 84 S KN 75 1 SAFE F KN 78 B KN 77 B KN 76 1 SAFE F KN 77 D KN 76 3-2 1 SAFE 1 SAFE X KN 74 F9 ②		C CH 82 B CH 84 C CU 77 B FF 92 B CH 85 S CH 85 3-3 K ③	1 1 0 0 1 0 1 0	0 0 0 0 0 0 0 0	0 0 0 0 0 0 0 0	0 0 0 0 0 0 0 0	0 0 0 0 0 0 0 0	1 1 0 0 1 0 1 1	3 0 0 0 0 0 1 1
Inning Stats	R: 0 E: 0 K: 1 S: 7 H: 0 LOB: 0 BB: 0 P: 10	R: 1 E: 0 K: 1 S: 10 H: 3 LOB: 3 BB: 1 P: 18	R: 0 E: 0 K: 0 S: 12 H: 1 LOB: 1 BB: 0 P: 20	R: 0 E: 0 K: 1 S: 9 H: 0 LOB: 0 BB: 0 P: 14	R: 0 E: 0 K: 1 S: 9 H: 0 LOB: 0 BB: 0 P: 13	R: 0 E: 0 K: 0 S: 8 H: 1 LOB: 2 BB: 1 P: 18	R: 0 E: 0 K: 1 S: 11 H: 1 LOB: 1 BB: 0 P: 16	R: 1 E: 0 K: 2 S: 9 H: 1 LOB: 0 BB: 1 P: 17	R: 0 E: 0 K: 1 S: 7 H: 0 LOB: 1 BB: 1 P: 16	1B: 5 2B: 1 3B: 1 HR: 1	SF: 0 SAC: 1 DP: 1 HBP: 0			WP: 0 PB: 0 SB: 0 CS: 2	PA: 36		

PITCHER		IP	WLS	BF	H	R	ER	SO	BB	IBB	HBP	BLK	WP	HR	S	P	ERA	WHIP
35 Dillon Gee, R ERA: 1.59	(1, 1)	5.2	W	23	5	1	1	4	2	0	0	0	0	0	52	89	1.59	1.235
38 Chris Capuano, L ERA: 8.53	(6, 1)	0.1	H	1	0	0	0	0	0	0	0	0	0	0	3	4	0.00	0.000
43 R.A. Dickey, R ERA: 3.93	(7, 1)	1.0	H	4	1	0	0	1	0	0	0	0	0	0	11	16	0.00	1.000
45 Jason Isringhausen, R ERA: 3.38	(8, 1)	1.0	H	4	1	1	1	2	1	0	0	0	0	1	9	17	9.00	2.000
75 Francisco Rodríguez, R ERA: 3.18	(9, 1)	1.0	S	4	0	0	0	1	1	0	0	0	0	0	7	16	0.00	1.000

PITCHER	IP	WLS	BF	H	R	ER	SO	BB	IBB	HBP	BLK	WP	HR	S	P	ERA	WHIP

New York Mets @ Atlanta Braves

Turner Field, Atlanta, GA

Sun Apr 17 2011, 1:36 PM - 4:27 PM EDT

Att. 29,625 - Sunny - 66 F

livebaseballscorecards.com

AB	31
R	2
H	7
RBI	2
BB	4
SO	8
LOB	17

Batter	1	2	3	4	5	6	7	8	9	AB	R	H	RBI	BB	SO	LOB
14 Martín Prado, R (1, 7) OBP: 0.257, SLG: 0.375	C FF 84 B CH 76 F FF 86 B FF 87 S SL 82 2-3 K		C FF 86 X FF 87 0-1 22 G1-3 1B		C SL 80 F FF 86 B CU 71 S CH 78 1-3 K			C FF 92 S FC 86 X FC 86 0-2 P3		4	0	1	0	0	2	0
22 Jason Heyward, L (1, 9) OBP: 0.354, SLG: 0.500	X FF 84 0-0 F9		C FF 84 C FF 88 1 SAFE X SL 82 0-2 G1-3 1-2		B CU 70 X SL 82 1-0 G4-3			C CU 77 F FF 90 X CU 79 0-2 G4-3		4	0	0	0	0	0	1
10 Chipper Jones, S (1, 5) OBP: 0.369, SLG: 0.474	F FF 85 F FF 87 B CU 70 X CH 78 1-2 G4-3		D CU 68 X CH 78 1-0 F9			X CH 77 0-0 G5-3		C FF 91 C CH 83 B FC 86 F FC 86 F FC 86 S CU 79 1-3 K		4	0	0	0	0	1	1
16 Brian McCann, L (1, 2) OBP: 0.403, SLG: 0.446		C CH 81 F SI 85 X FF 86 0-2 26 FC5-4 1B		C SL 78 B SL 80 F FF 85 X FF 87 1-2 L7		B SI 83 C SL 80 X SI 84 1-1 F7			B FF 94 F FF 93 F SL 87 B SL 87 X FF 94 2-2 26 2B 5 G6-3 1B	4	1	2	0	0	0	0
26 Dan Uggla, R (1, 4) OBP: 0.221, SLG: 0.394		C CH 80 S FF 86 F CU 71 F FF 86 X CH 79 0-2 FC5-4 5 S 1-2f		F FF 87 F FF 88 X CU 72 0-2 2 BB 1B		X SI 85 0-0 P4			C SL 85 X SL 84 0-1 5 G6-3 13 2B 1-3 2B	4	1	2	0	0	0	1
5 Freddie Freeman, L (1, 3) OBP: 0.321, SLG: 0.347		B SL 82 F SL 83 S FF 87 1 SAFE D CU 70 F FF 86 B CH 77 B SL 81 4-2 1-2 BB		F FF 86 C FF 88 B CU 73 1 SAFE B CU 72 1 SAFE F FF 88 X SI 89 2-2 F7			S CH 76 B CH 77 B SL 81 X FF 86 2-1 F8		B FF 94 B FF 94 B FF 94 C FF 93 F FF 93 F FF 95 F FF 95 X FF 95 3-2 G6-3 2-3 3-H	3	0	0	1	1	0	2
2 Alex Gonzalez, R (1, 6) OBP: 0.281, SLG: 0.475		D CH 78 S CH 78 C FF 88 B SI 88 S FF 88 2-3 K		B CH 77 B SL 82 B FF 87 B FF 86 4-0 1-2 BB			X FF 86 0-0 P5		F FF 94 F FF 95 F SL 89 F SL 88 S FF 95 0-3 K	3	0	0	0	1	2	3
13 Nate McLouth, L (1, 8) OBP: 0.295, SLG: 0.321		B SL 82 C FF 88 F FF 86 D CH 78 F FF 87 F CH 78 B CU 70 F SL 83 X FF 87 3-2 F7		B SI 86 X FF 86 1-0 L3			B FF 87 X FF 88 1-0 2B		B FF 94 X FF 93 1-0 3-H 2B	4	0	2	1	0	0	4
15 Tim Hudson, R (1, 1) 7 Brooks Conrad, S (7, PH) 56 Jairo Asencio, R (7, 1) 20 Eric Hinske, L (9, PH) OBP: 0.278, SLG: 0.188			C FF 83 S FF 84 B FF 86 F FF 84 S FF 87 1-3 K		C CH 75 S FF 84 C CU 69 0-3 K		B SI 87 B FF 87 C SI 87 F FF 88 B CH 79 C SL 81 3-3 K		S FF 95 C FF 96 S FF 97 0-3 K	2 1 0 1	0 0 0 0	0 0 0 0	0 0 0 0	2 1 0 1	0 1 0 1	0 1 0 1
Inning Stats	R: 0 E: 0 K: 1 S: 7 H: 0 LOB: 0 BB: 0 P: 10	R: 0 E: 0 K: 1 S: 20 H: 1 LOB: 2 BB: 1 P: 29	R: 0 E: 0 K: 1 S: 10 H: 1 LOB: 1 BB: 0 P: 12	R: 0 E: 0 K: 0 S: 11 H: 1 LOB: 2 BB: 1 P: 19	R: 0 E: 0 K: 2 S: 7 H: 0 LOB: 0 BB: 0 P: 9	R: 0 E: 0 K: 0 S: 4 H: 0 LOB: 0 BB: 0 P: 5	R: 0 E: 0 K: 1 S: 7 H: 1 LOB: 1 BB: 0 P: 13	R: 0 E: 0 K: 1 S: 11 H: 0 LOB: 0 BB: 0 P: 12	R: 2 E: 0 K: 2 S: 19 H: 3 LOB: 1 BB: 0 P: 25	1B: 4 2B: 3 3B: 0 HR: 0 SF: 0 SAC: 0 DP: 0 HBP: 0						WP: 0 PB: 0 SB: 1 CS: 0 PA: 36

PITCHER		IP	WLS	BF	H	R	ER	SO	BB	IBB	HBP	BLK	WP	HR	S	P	ERA	WHIP
29 Ted Lilly, L ERA: 4.09	(1, 1)	7.0	W	27	4	0	0	6	2	0	0	0	0	0	66	97	0.00	0.857
55 Matt Guerrier, R ERA:	(8, 1)	1.0		3	0	0	0	1	0	0	0	0	0	0	11	12	0.00	0.000
51 Jonathan Broxton, R ERA: 6.14	(9, 1)	1.0		6	3	2	2	2	0	0	0	0	0	0	19	25	18.00	3.000

PITCHER	IP	WLS	BF	H	R	ER	SO	BB	IBB	HBP	BLK	WP	HR	S	P	ERA	WHIP

TOP

Atlanta Braves @ Los Angeles Dodgers

Dodger Stadium, Los Angeles, CA

Mon Apr 18 2011, 7:12 PM - 10:04 PM PDT

Att. 28,292 - Partly Cloudy - 63 F

livebaseballscorecards.com

AB	34
R	2
H	7
RBI	2
BB	2
SO	9
LOB	14

BOTTOM

Atlanta Braves @ Los Angeles Dodgers

Dodger Stadium, Los Angeles, CA

Mon Apr 18 2011, 7:12 PM - 10:04 PM PDT

Att. 28,292 - Partly Cloudy - 63 F

livebaseballscorecards.com

Batter	1	2	3	4	5	6	7	8	9	AB	R	H	RBI	BB	SO	LOB
6 Aaron Miles, S (1, 4) OBP: 0.250, SLG: 0.257	C FF 89 X SI 90 0-1 23 BB 27 1B 1B	X SI 90 0-0 ① G3		B CU 75 C SI 90 X SI 90 1-1 ② G6-3			X CH 87 0-0 ② G1-3			4	1	1	0	0	0	0
23 Casey Blake, R (1, 5) OBP: 0.400, SLG: 0.414	B SI 89 1 SAFE F SI 90 B FC 84 1 SAFE C SI 90 D SI 91 B SI 90 4-2 5 G5-3 27 1B 7 1B 1-2 BB	C FF 90 C CU 76 B FF 90 B SI 91 B FC 85 F SI 91 X SI 91 3-2 ② G6-3		B SI 91 C SI 90 F SI 90 B SI 91 B SI 92 F SI 90 F SI 90 X SI 91 3-2 ③ G5-3			C CH 88 C SI 93 B SL 84 B CH 87 F CH 87 X SL 83 2-2 16 1B 1B			3	1	1	0	1	0	0
16 Andre Ethier, L (1, 9) OBP: 0.431, SLG: 0.477	X SI 90 0-0 ① F7	X SI 92 0-0 ③ P5			B FS 77 B SI 91 X FS 80 2-0 ① F7		F SI 92 F SI 93 F CH 88 F SI 91 F SL 84 X CH 88 0-2 1-2 1B			4	0	1	0	0	0	2
27 Matt Kemp, R (1, 8) OBP: 0.529, SLG: 0.689	X SI 92 0-0 5 G5-3 7 1B 1-2 2-H 1B		C SI 91 C FC 86 B FC 83 B FS 85 F FS 85 S FC 85 2-3 ① K		B FC 85 X FS 79 1-0 ② L6		X SI 93 0-0 ③ F7			4	1	1	1	0	1	2
5 Juan Uribe, R (1, 6) OBP: 0.246, SLG: 0.232	C FC 85 C FC 83 B SI 91 B FC 85 D FS 84 X SI 91 3-2 ② G5-3 1-2 2-3		F FF 91 X SI 91 0-1 7 1B 47 SF9 1B		X SI 90 0-0 ③ G6-3			F CH 86 B FF 93 F FF 92 B SL 83 B SI 93 X SL 82 3-2 28 1B 1B		4	1	2	0	0	0	2
7 James Loney, L (1, 3) OBP: 0.194, SLG: 0.234	B SI 92 B FS 84 F SI 91 X SI 91 2-1 47 2B 2-H 3-H 1B		F SI 91 X SI 91 0-1 47 SF9 47 WP 1-3 1B			F FS 79 S FC 87 B FC 86 S FC 86 1-3 ① K		B FF 93 B CH 86 B CH 85 C FF 93 F SI 92 X FF 92 3-2 ① F9		4	0	2	2	0	1	1
47 Jerry Sands, R (1, 7) OBP: 0.250, SLG: 0.667	F SI 92 F SI 92 B FC 84 X SI 91 1-2 1-3 2B		B FS 84 X SI 91 1-0 ② SF9 1-3 3-H			B SI 91 C SI 92 B FC 86 B SI 92 F SI 91 F FC 86 S FC 84 3-3 ② K		B CH 85 F FF 92 B SL 83 F CH 86 S CH 87 2-3 ② K		3	0	1	1	0	2	1
28 Rod Barajas, R (1, 2) OBP: 0.255, SLG: 0.373	B FC 84 B FF 91 I IN 50 I IN 53 4-0 IBB		B FC 84 X SI 91 1-0 ③ G6-3			F SI 91 F SI 91 F FC 85 B FF 91 X FC 84 1-2 ③ F7		S SI 93 S FF 93 X SI 93 0-2 33 FC6-4 1-3 1B		3	0	1	0	1	0	1
29 Ted Lilly, L (1, 1) 13 Iván De Jesús Jr., R (7, PH) OBP: 0.154, SLG: 0.083 55 Matt Guerrier, R (8, 1) 33 Marcus Thames, R (8, PH) OBP: 0.286, SLG: 0.500 51 Jonathan Broxton, R (9, 1)	C SI 90 B SI 91 B SI 91 F SI 90 S SI 91 2-3 ③ K			S FF 88 F SI 90 X SI 91 0-2 ① P2			B FF 92 C FF 92 S SL 84 B SL 86 S CH 87 2-3 ① K	B SL 84 B CH 86 F CH 86 X CH 86 2-1 ③ FC6-4 1-2f		2 1 0 1 0	0 0 0 0 0	0 0 0 0 0	0 0 0 0 0	1 1 0 0 0	3 0 0 2 0
Inning Stats	R: 3 E: 0 K: 1 S: 17 H: 4 LOB: 3 BB: 2 P: 33	R: 0 E: 0 K: 0 S: 6 H: 0 LOB: 0 BB: 0 P: 9	R: 1 E: 0 K: 1 S: 10 H: 2 LOB: 1 BB: 0 P: 14	R: 0 E: 0 K: 0 S: 10 H: 0 LOB: 0 BB: 0 P: 14	R: 0 E: 0 K: 0 S: 3 H: 0 LOB: 0 BB: 0 P: 6	R: 0 E: 0 K: 2 S: 11 H: 0 LOB: 0 BB: 0 P: 16	R: 0 E: 0 K: 1 S: 15 H: 2 LOB: 2 BB: 0 P: 19	R: 0 E: 0 K: 1 S: 14 H: 2 LOB: 2 BB: 0 P: 24		1B: 9 2B: 1 3B: 0 HR: 0 SF: 1 SAC: 0 DP: 0 HBP: 0				WP: 1 PB: 0 SB: 0 CS: 0 PA: 36		

	AB	33
	R	4
	H	10
	RBI	4
	BB	2
	SO	6
	LOB	14

PITCHER		IP	WLS	BF	H	R	ER	SO	BB	IBB	HBP	BLK	WP	HR	S	P	ERA	WHIP
15 Tim Hudson, R ERA: 4.05	(1, 1)	6.0	L	26	6	4	4	4	1	1	0	0	1	0	57	92	6.00	1.167
56 Jairo Asencio, R ERA:	(7, 1)	2.0		10	4	0	0	2	0	0	0	0	0	0	29	43	0.00	2.000

PITCHER	IP	WLS	BF	H	R	ER	SO	BB	IBB	HBP	BLK	WP	HR	S	P	ERA	WHIP

Atlanta Braves @ Los Angeles Dodgers

Dodger Stadium, Los Angeles, CA

Tue Apr 19 2011, 7:12 PM - 10:30 PM PDT

Att. 41,596 - Partly Cloudy - 63 F

livebaseballscorecards.com

Batter	1	2	3	4	5	6	7	8	9	AB	R	H	RBI	BB	SO	LOB
14 Martín Prado, R (1, 7) OBP: 0.288, SLG: 0.421	C SI 91 X SI 92 0-1 22 G3 1B		B SL 84 S SL 84 B SI 92 X SI 93 2-1 ② P3			C SI 91 B SL 82 X SL 82 1-1 HR	F SI 96 B SI 94 D CU 80 1 SAFE F SI 94 B CU 80 F SI 95 B SI 96 4-2 22 FC3-2 1-2 BB		4-1 10 1B 16 1B BB 2-0 G5-4-3 1-2f	4	2	2	1	2	0	2
22 Jason Heyward, L (1, 9) OBP: 0.329, SLG: 0.458	1 SAFE X SI 92 0-0 ① G3 1-2		C CU 78 S CU 79 B SI 91 F SI 91 X FS 87 1-2 ③ G4-3			C FF 91 X CU 77 0-1 ① F8	B SI 97 X SI 96 1-0 ② FC3-2 1-2 2-3 3-Hf		C FC 92 F FC 92 X FC 94 0-2 ① F8	5	0	0	0	0	0	5
10 Chipper Jones, S (1, 5) OBP: 0.357, SLG: 0.452	C CU 76 2 SAFE S FF 91 B FF 92 B SL 84 S FS 88 2-3 ② K			B FS 86 F SI 92 B FS 88 X SI 92 2-1 ① L7		S FF 91 B SL 84 B FF 92 S FF 92 X FF 93 2-2 ② P6	X SI 96 0-0 ③ P6		B FC 93 F FF 93 F FC 95 1 SAFE X FC 94 1-2 16 1B 26 HR 1-2 1B	5	1	1	0	0	1	4
16 Brian McCann, L (1, 2) OBP: 0.433, SLG: 0.458	B CU 81 B FS 87 B SL 83 B SL 83 4-0 BB			B SI 93 X CU 78 1-0 ② F7		B SI 93 C SI 92 S FS 87 F FF 92 X SL 84 1-2 1B	B SI 94 B SI 94 B SI 94 B SI 94 4-0 5 G4-3 26 BB BB		C FC 92 B FC 93 X FC 93 1-1 26 HR 1-2 2-H 1B	3	1	2	1	2	0	0
26 Dan Uggla, R (1, 4) OBP: 0.233, SLG: 0.429	S SL 85 B SI 93 S SI 94 B SL 86 S SL 85 2-3 ③ K			B FF 93 C SI 91 B SL 85 C SL 84 F SL 84 B SI 93 F SL 85 X SI 94 3-2 ③ F8		C SI 93 B SL 83 B FF 92 X SL 84 2-1 ③ L5		B SI 94 C SI 95 B SL 85 B SI 95 S SI 94 B SI 95 4-2 5 G4-3 1-2 BB	B SI 90 D SI 91 X FF 90 2-0 1-H 2-H HR	4	1	1	3	1	1	3
5 Freddie Freeman, L (1, 3) OBP: 0.344, SLG: 0.434		C CU 78 B FS 86 C FF 90 B SI 92 X FF 91 2-2 ① G4-3			B CU 78 F FF 90 F FF 91 B FS 86 B SI 92 F SI 92 B FF 90 4-2 13 G1-6-3 2 BB BB		B CU 78 F FF 90 B FF 91 X SI 89 2-1 HR	D SI 94 X SI 94 1-0 ①② G4-3 1-2f 2-3	B SI 90 B SI 90 X SI 90 2-0 2 1B 2B	4	2	2	1	1	0	2
2 Alex Gonzalez, R (1, 6) OBP: 0.290, SLG: 0.462		C SI 92 X SI 93 0-1 ② G5-3			P PO 81 1 SAFE B FF 91 B SI 91 C SI 90 F FF 89 B SL 83 4-2 13 G1-6-3 1-2 BB		C SL 84 S SI 92 S SI 93 0-3 ① K	C SI 95 S SI 96 F SI 94 X SI 96 0-2 ③ G5-3	B SI 91 X SI 91 1-0 13 1B 13 WP 20 1B 2-H 1B	4	1	1	1	1	1	1
13 Nate McLouth, L (1, 8) OBP: 0.318, SLG: 0.333		B SI 92 B SI 93 X SI 91 2-0 ③ G3			B SI 92 X SI 92 1-0 ①② G1-6-3 1-2f 2-3		C SI 93 B FS 87 B FS 86 X SI 92 2-1 7 1B 22 FC3-2 1B		4-2 20 HR BB C SI 91 C CU 78 X SI 90 1-1 20 1B 1-3 1B	4	1	2	0	1	0	2
37 Brandon Beachy, R (1, 1) 7 Brooks Conrad, S (7, PH) OBP: 0.125, SLG: 0.125 19 Scott Linebrink, R (7, 1) 39 Jonny Venters, L (7, 1) 20 Eric Hinske, L (9, PH) OBP: 0.350, SLG: 0.444 50 Cristhian Martinez, R (9, 1)			C SI 90 C SL 83 B SL 84 F SL 84 C SI 93 1-3 ① K		X SI 92 0-0 ③ G4-3	C CU 77 1 SAFE C SI 96 1 SAFE B FF 96 F CH 84 X CH 85 1-2 22 FC3-2 14 BB 1-3 1B			3-1 1-H HR C SI 92 B SI 91 X SI 91 1-2 14 GS-4-3 3-H 1B	2 1 0 0 2 0	0 0 0 0 1 0	0 1 0 0 2 0	0 0 0 0 3 0	0 0 0 0 0 0	1 0 0 0 0 0	1 0 0 0 0 0
Inning Stats	R: 0 E: 0 K: 2 S: 9 H: 1 LOB: 2 BB: 1 P: 17	R: 0 E: 0 K: 0 S: 6 H: 0 LOB: 0 BB: 0 P: 10	R: 0 E: 0 K: 1 S: 10 H: 0 LOB: 0 BB: 0 P: 14	R: 0 E: 0 K: 0 S: 8 H: 0 LOB: 0 BB: 0 P: 14	R: 0 E: 0 K: 0 S: 8 H: 0 LOB: 1 BB: 2 P: 16	R: 1 E: 0 K: 0 S: 13 H: 2 LOB: 1 BB: 0 P: 19	R: 1 E: 0 K: 1 S: 16 H: 3 LOB: 3 BB: 1 P: 26	R: 0 E: 0 K: 0 S: 7 H: 0 LOB: 1 BB: 2 P: 16	R: 8 E: 0 K: 0 S: 23 H: 8 LOB: 1 BB: 2 P: 45	1B: 9 2B: 1 3B: 0 HR: 4 SF: 0 SAC: 0 DP: 3 HBP: 0						

	AB	38
	R	10
	H	14
	RBI	10
	BB	8
	SO	4
	LOB	20

WP: 1 PA: 46
PB: 0
SB: 0
CS: 0

PITCHER		IP	WLS	BF	H	R	ER	SO	BB	IBB	HBP	BLK	WP	HR	S	P	ERA	WHIP
18 Hiroki Kuroda, R ERA: 3.33	(1, 1)	6.1	L	26	5	2	2	4	3	0	0	0	0	2	61	101	2.84	1.263
36 Blake Hawksworth, R ERA: 3.72	(7, 1)	0.2		4	1	0	0	0	1	0	0	0	0	0	9	15	0.00	3.000
66 Mike MacDougal, R ERA: 1.23	(8, 1)	1.0		4	0	0	0	0	2	0	0	0	0	0	7	16	0.00	2.000
74 Kenley Jansen, R ERA: 11.42	(9, 1)	0.1		6	3	5	5	0	2	0	0	0	0	1	14	27	135.00	15.000
38 Ramon Troncoso, R ERA: 20.25	(9, 1)	0.2		6	5	3	3	0	0	0	0	0	1	1	9	18	40.50	7.500

PITCHER		IP	WLS	BF	H	R	ER	SO	BB	IBB	HBP	BLK	WP	HR	S	P	ERA	WHIP

BOTTOM

Batter	1	2	3	4	5	6	7	8	9	AB	R	H	RBI	BB	SO	LOB
14 Jamey Carroll, R (1, 6) OBP: 0.367, SLG: 0.375	C FF 92 F FF 93 X FF 93 0-2 ① G4-3		B FF 91 B FF 91 B FF 92 C FF 89 C FF 90 F FF 89 X FF 92 3-2 ① F8		B FF 92 S FF 92 B FF 94 C FF 92 B FF 93 F FF 91 F FF 92 X FF 92 3-2 ③ F9		B SI 95 F SI 94 B SI 94 B SI 94 C SI 95 B SI 95 4-2 1-2 BB			3	0	0	0	1	0	1
23 Casey Blake, R (1, 5) OBP: 0.359, SLG: 0.364	C FF 93 B FF 94 B SL 86 F FF 93 F FF 94 F SL 85 B CU 76 F FF 93 F FF 94 3-3 ② S SL 84 K		B CU 73 C CU 73 F CH 81 B FF 93 F FF 93 B CH 82 C FF 92 3-3 ② K			B FF 91 S SL 82 F FF 92 B FF 91 X FF 92 2-2 ① G6-3	B SI 94 B SI 94 C SI 94 X SI 94 2-1 ③ G4-3			4	0	0	0	0	2	3
16 Andre Ethier, L (1, 9) OBP: 0.421, SLG: 0.478	B CH 83 F CH 83 B FF 94 X CH 82 2-1 2B		X FF 93 0-0 ③ F8			C FF 90 C FF 93 C FF 92 0-3 ② K		B SI 92 F SI 94 F SI 94 B SL 86 S SI 94 2-3 ① K		4	0	1	0	0	2	0
27 Matt Kemp, R (1, 8) OBP: 0.514, SLG: 0.656	I IN 71 I IN 71 I IN 69 I IN 68 4-0 IBB			C SL 82 C FF 90 B SL 86 B SL 83 B CH 80 S FF 91 3-3 ① K		C FF 93 B FF 93 X FF 91 1-1 ③ G4-3		B SI 95 S SI 94 B SI 95 B SI 94 C SI 93 X SI 94 3-2 ② G6-3		3	0	0	0	1	1	0
5 Juan Uribe, R (1, 4) OBP: 0.246, SLG: 0.233 74 Kenley Jansen, S (9, 1) 38 Ramon Troncoso, R (9, 1)	C SL 83 C FF 92 B FF 93 D SL 84 F FF 94 F FF 94 X SL 85 2-2 ③ G4-3			S CH 80 B FF 93 B FF 93 S FF 91 B FF 93 S FF 91 3-3 ② K			C FF 94 B SL 83 F SI 94 B SL 82 F FF 94 F SI 94 X FF 94 2-2 7 1B 47 G5-3 1B	B SI 95 B SI 93 X SI 92 2-0 ③ G1-3		4 0 0	1 0 0	1 0 0	0 0 0	0 0 0	1 0 0	2 0 0
7 James Loney, L (1, 3) OBP: 0.197, SLG: 0.235		X FF 92 0-0 ① F8		C FF 92 F FF 93 B CU 75 B FF 94 S CH 81 2-3 ③ K			C SI 93 F FC 87 X SL 81 0-2 17 1B 47 G5-3 1-3 1B		C SI 88 X CH 81 0-1 ① F9	4	0	1	0	0	1	0
47 Jerry Sands, R (1, 7) OBP: 0.250, SLG: 0.571		B FF 92 C FF 93 C FF 93 B FF 92 F FF 93 X SL 85 2-2 ② G6-3			S SL 83 B FF 90 C FF 92 F FF 92 F SL 84 B SL 84 X SL 84 2-2 18 FC6-5 2B		C FF 94 B SI 93 D FO 84 B SI 92 F FF 91 X SL 83 3-2 ① G5-3 1-2 3-H		C SI 90 X SI 89 0-1 ② G6-3	4	0	1	1	0	0	1
17 A.J. Ellis, R (1, 2) OBP: 0.357, SLG: 0.182		B FF 94 C FF 93 C FF 93 B CU 76 F FF 94 B FF 94 B FF 93 4-2 BB			F FF 92 C FF 92 S SL 84 0-3 ① K		D SI 92 B FF 94 X SI 92 2-0 14 BB 2-3 1B		C CH 82 F CH 81 B SL 84 B SI 90 X CH 84 2-2 ③ G6-3	3	0	1	0	1	1	1
18 Hiroki Kuroda, R (1, 1) OBP: 0.182, SLG: 0.100 36 Blake Hawksworth, R (7, 1) 33 Marcus Thames, R (7, PH) OBP: 0.273, SLG: 0.476 66 Mike MacDougal, S (8, 1) 6 Aaron Miles, S (9, 4) OBP: 0.250, SLG: 0.257		B FF 92 C FF 92 B FF 92 X FF 91 2-1 ③ F9			C FF 92 F FF 91 B FF 93 X SL 82 1-2 ② FC6-5 2-3		S SL 86 S SL 86 S SL 85 0-3 ② K			2 0 1 0 0	0 0 0 0 0	0 0 0 0 0	0 0 0 0 0	0 0 1 0 0	0 0 0 0 0	2 0 2 0 0
Inning Stats	R: 0 H: 1 E: 0 LOB: 2 K: 1 BB: 1 S: 17 P: 28	R: 0 H: 0 E: 0 LOB: 1 K: 0 BB: 1 S: 10 P: 18	R: 0 H: 0 E: 0 LOB: 0 K: 1 BB: 0 S: 9 P: 15	R: 0 H: 0 E: 0 LOB: 0 K: 3 BB: 0 S: 9 P: 17	R: 0 H: 1 E: 0 LOB: 1 K: 1 BB: 0 S: 16 P: 22	R: 0 H: 0 E: 0 LOB: 0 K: 1 BB: 0 S: 8 P: 11	R: 1 H: 3 E: 0 LOB: 3 K: 1 BB: 1 S: 19 P: 32	R: 0 H: 0 E: 0 LOB: 0 K: 1 BB: 0 S: 7 P: 14	R: 0 H: 0 E: 0 LOB: 0 K: 0 BB: 0 S: 7 P: 9	1B: 3 2B: 2 3B: 0 HR: 0	SF: 0 SAC: 0 DP: 0 HBP: 0			WP: 0 PB: 0 SB: 0 CS: 0	PA: 35		

PITCHER		IP	WLS	BF	H	R	ER	SO	BB	IBB	HBP	BLK	WP	HR	S	P	ERA	WHIP
37 Brandon Beachy, R ERA: 3.86	(1, 1)	6.0	W	22	2	0	0	7	1	1	0	0	0	0	69	111	0.00	0.500
19 Scott Linebrink, R ERA: 4.91	(7, 1)	0.1	H	4	3	1	1	0	0	0	0	0	0	0	12	19	27.00	9.000
39 Jonny Venters, L ERA: 0.93	(7, 1)	1.2	H	6	0	0	0	2	1	0	0	0	0	0	14	27	0.00	0.600
50 Cristhian Martinez, R ERA: 1.93	(9, 1)	1.0		3	0	0	0	0	0	0	0	0	0	0	7	9	0.00	0.000

PITCHER	IP	WLS	BF	H	R	ER	SO	BB	IBB	HBP	BLK	WP	HR	S	P	ERA	WHIP

Atlanta Braves @ Los Angeles Dodgers

Dodger Stadium, Los Angeles, CA

Tue Apr 19 2011, 7:12 PM - 10:30 PM PDT

Att. 41,596 - Partly Cloudy - 63 F

livebaseballscorecards.com

AB	32
R	1
H	5
RBI	1
BB	3
SO	9
LOB	12

Batter	1	2	3	4	5	6	7	8	9	AB	R	H	RBI	BB	SO	LOB
14 Martín Prado, R (1, 7) OBP: 0.286, SLG: 0.418	B FF 88 X SI 87 1-0 1B		B CU 78 B CU 76 X SI 88 2-0 ② SF8 3-H			B CU 75 C SL 83 X SI 86 1-1 ① P4		C SI 87 C SL 83 X CU 77 0-2 ③ F7		3	0	1	1	0	0	1
22 Jason Heyward, L (1, 9) OBP: 0.311, SLG: 0.429	X FF 88 0-0 ① P4		C CU 76 F CU 77 F SI 88 F FF 88 S SI 86 0-3 ③ K			C FF 86 C SI 87 B SI 85 S SI 85 1-3 ② K			B CU 74 B SI 86 F FF 86 F SI 86 S CH 83 2-3 ① K	4	0	0	0	0	3	1
10 Chipper Jones, S (1, 5) OBP: 0.338, SLG: 0.424	C SI 88 X SI 89 0-1 ② F8			C SL 82 X SI 84 0-1 ① F8		X SL 84 0-0 ③ G6-3			C SI 88 X SI 85 0-1 ② G3	4	0	0	0	0	0	1
16 Brian McCann, L (1, 2) OBP: 0.423, SLG: 0.444	C CU 76 D SI 86 C CU 77 D SI 87 X SL 87 2-2 ③ L7			B CU 75 L CU 76 B CU 78 X SL 84 2-1 ② L3			B SL 82 B CU 74 C SL 81 S FF 86 X CU 76 2-2 26 G6-4-3 1B		C FF 88 F SL 86 B FF 87 F SI 84 F SI 85 X SI 85 1-2 ③ G1-6-3	4	0	1	0	0	0	1
26 Dan Uggla, R (1, 4) OBP: 0.237, SLG: 0.417		B SL 83 B SL 81 C SI 86 B SI 88 B SI 88 4-1 13 CS BB		F SL 83 X SI 84 0-1 ③ F8			B SI 86 X FF 86 1-0 ①② G6-4-3 1-2f			2	0	0	0	1	0	1
5 Freddie Freeman, L (1, 3) OBP: 0.328, SLG: 0.411		C CU 75 X FF 87 0-1 ① P6			B CU 75 C SI 86 S CU 74 B SI 85 B CU 77 S CU 75 3-3 ① K		C SI 87 X SI 88 0-1 ③ G1-3			3	0	0	0	0	1	1
2 Alex Gonzalez, R (1, 6) OBP: 0.278, SLG: 0.441		C SI 87 F SL 83 1 SAFE F SI 86 X SI 87 0-2 ② P4			B SI 89 X SI 87 1-0 ② F7			C FF 85 F SI 85 X SI 86 0-2 ① G5-3		3	0	0	0	0	0	1
13 Nate McLouth, L (1, 8) OBP: 0.333, SLG: 0.365		1 SAFE C SI 87 0-1 ③ CS 1-2	B SI 85 C SI 85 B CH 79 B SI 87 X SI 86 3-1 32 SH1-4 14 SF8 2B		C CU 76 C SI 88 B SI 89 B SI 89 X SI 86 2-2 1B			B SL 84 B FF 87 X SI 86 2-0 ② G3		3	1	2	0	0	0	0
32 Derek Lowe, R (1, 1) 50 Cristhian Martinez, R (4, 1) 17 Matt Young, L (5, PH) OBP: 0.250, SLG: 0.143 56 Jairo Asencio, R (5, 1) 7 Brooks Conrad, S (8, PH) OBP: 0.222, SLG: 0.125 34 Eric O'Flaherty, L (8, 1)			X SI 86 0-0 ① SH1-4 2-3		F SI 87 C SI 88 D SI 85 X FF 88 1-2 ③ G3			B SL 84 B CU 75 F SI 86 F SI 87 B SI 88 F CU 76 F SI 89 B SL 84 4-2 BB		0 0 1 0 0 0	0 0 0 0 0 0	0 0 0 0 1 0	0 0 0 0 0 0	0 0 0 0 0 0	0 0 1 0 0 0
Inning Stats	R: 0 E: 0 K: 0 S: 7 H: 1 LOB: 1 BB: 0 P: 10	R: 0 E: 0 K: 0 S: 8 H: 0 LOB: 0 BB: 1 P: 12	R: 1 E: 0 K: 1 S: 9 H: 1 LOB: 0 BB: 0 P: 14	R: 0 E: 0 K: 0 S: 6 H: 0 LOB: 0 BB: 0 P: 8	R: 0 E: 0 K: 1 S: 10 H: 1 LOB: 1 BB: 0 P: 17	R: 0 E: 0 K: 1 S: 6 H: 0 LOB: 0 BB: 0 P: 8	R: 0 E: 0 K: 0 S: 6 H: 1 LOB: 0 BB: 0 P: 9	R: 0 E: 0 K: 0 S: 11 H: 0 LOB: 1 BB: 1 P: 17	R: 0 E: 0 K: 1 S: 10 H: 0 LOB: 0 BB: 0 P: 13	1B: 3 2B: 1 3B: 0 HR: 0	SF: 1 SAC: 1 DP: 1 HBP: 0			WP: 0 PB: 0 SB: 0 CS: 1	PA: 32	

PITCHER		IP	WLS	BF	H	R	ER	SO	BB	IBB	HBP	BLK	WP	HR	S	P	ERA	WHIP
21 Jon Garland, R ERA: 4.15	(1, 1)	9.0	W	31	4	1	1	4	2	0	0	0	0	0	73	108	1.00	0.667

PITCHER	IP	WLS	BF	H	R	ER	SO	BB	IBB	HBP	BLK	WP	HR	S	P	ERA	WHIP

Atlanta Braves @ Los Angeles Dodgers

Dodger Stadium, Los Angeles, CA

Wed Apr 20 2011, 7:11 PM - 9:29 PM PDT

Att. 29,473 - Partly Cloudy - 63 F

TOP

livebaseballscorecards.com

AB	27
R	1
H	4
RBI	1
BB	2
SO	4
LOB	8

Batter	1	2	3	4	5	6	7	8	9	AB	R	H	RBI	BB	SO	LOB
14 Jamey Carroll, R (1, 6) OBP: 0.344, SLG: 0.350	C SI 88 B SI 88 C SL 80 B SI 88 X SI 88 2-2 ① G1	B SI 88 B SI 88 C SI 88 B SI 88 C SI 88 S SI 88 3-3 ② K		C SI 88 X SI 90 0-1 ① G6-3		B FF 92 F FF 92 X SI 92 1-1 ②③ G1-6-3 1-2f				4	0	0	0	0	1	2
23 Casey Blake, R (1, 5) OBP: 0.372, SLG: 0.378	X SI 89 0-0 16 2B, 5 1B, 1B	B SL 81 C SL 80 B FC 86 C FC 85 D CH 84 X SI 90 3-2 27 1B, 16 1B, 5 1B 1-3		C FF 90 C SI 91 F CH 84 B SL 83 B SL 81 B CH 84 S CH 85 3-3 ② K			X FF 91 0-0 ① F8			4	2	2	0	0	1	0
16 Andre Ethier, L (1, 9) OBP: 0.438, SLG: 0.548	1 SAFE B SI 89 X SI 88 1-0 5 1B 1-3 2B	B SI 90 S CH 84 B SI 89 F SL 86 X CH 84 2-2 27 1B, 5 1B 1-2 3-H 1B		B SI 91 X SI 89 1-0 HR			C SI 93 S CH 86 B SL 81 X CH 87 1-2 ② G1-3			4	3	3	2	0	0	0
27 Matt Kemp, R (1, 8) OBP: 0.500, SLG: 0.632	C SL 81 F FC 85 F FC 86 F SL 82 B FC 86 B CH 85 B FC 86 S SL 81 3-3 ② K	S CH 84 B FC 85 X SI 89 1-1 7 CS, 5 1B 1-2 2-3 1B		S CH 83 C CH 85 S SI 91 0-3 ③ K			B CH 86 F CH 86 B FF 93 F SI 92 S CH 86 2-3 ③ K			4	0	1	0	0	3	2
5 Juan Uribe, R (1, 4) OBP: 0.275, SLG: 0.266	B SL 81 D SI 85 B CH 84 C SI 88 X SL 80 3-1 7 1B 2-H 3-H 1B	B SI 89 B CH 84 B SL 81 C SI 88 C SI 88 X SL 82 3-2 1-2 2-H 3-H 1B			B CH 85 F SI 92 F SI 92 B SL 83 S CH 87 2-3 ① K			C SI 90 X CH 84 0-1 7 FC3-6 1B		4	0	3	4	0	1	0
7 James Loney, L (1, 3) OBP: 0.200, SLG: 0.236	X SI 89 0-0 1-2 1B	B SI 88 B CH 83 2-0 ③ CS 2-3	C SL 77 B SI 87 C SL 78 C SI 88 1-3 ① K		F SI 92 F FF 92 X CH 88 0-2 ② G3			B SI 90 C FF 90 B SL 85 F SI 90 X SI 91 2-2 ① FC3-6 1-2f		4	0	1	0	0	1	1
47 Jerry Sands, R (1, 7) OBP: 0.167, SLG: 0.364	S SL 81 B CH 83 B SI 89 X SL 81 2-1 ③ F9		C SI 87 B SI 87 F FC 83 X SL 80 1-2 ② G3		B SL 81 S CH 86 X SI 92 1-1 ③ F9			C FF 91 S SL 86 B FF 92 D SL 86 S SL 87 2-3 ② K		4	0	0	0	0	1	3
28 Rod Barajas, R (1, 2) OBP: 0.271, SLG: 0.370		B SI 88 C SI 89 F SL 79 S CH 83 1-3 ① K	X CH 83 0-0 1B			F SI 92 B SI 93 B SL 83 F FF 92 B CH 88 B CH 86 4-2 21 FC2-6 BB		C SI 92 F FF 92 F SL 86 S SL 86 0-3 ③ K		3	0	1	0	1	2	1
21 Jon Garland, R (1, 1)		B SI 88 S SI 88 B SI 89 B SI 88 B SI 87 4-1 23 1B, 16 1B BB	B SI 87 B SI 87 F SI 88 S SI 87 B SI 88 S SI 87 3-3 ③ K			X FF 90 0-0 ① FC2-6, 14 G1-6-3 1-2f				2	1	0	0	1	1	2
Inning Stats	R: 2 E: 0 K: 1 S: 15 H: 4 LOB: 2 BB: 0 P: 26	R: 3 E: 0 K: 2 S: 18 H: 4 LOB: 1 BB: 1 P: 37	R: 0 E: 0 K: 2 S: 10 H: 1 LOB: 1 BB: 0 P: 15	R: 1 E: 0 K: 2 S: 10 H: 1 LOB: 0 BB: 0 P: 14	R: 0 E: 0 K: 1 S: 8 H: 0 LOB: 0 BB: 0 P: 11	R: 0 E: 0 K: 0 S: 5 H: 0 LOB: 0 BB: 0 P: 10	R: 0 E: 0 K: 1 S: 7 H: 0 LOB: 0 BB: 0 P: 10	R: 0 E: 0 K: 2 S: 12 H: 1 LOB: 1 BB: 0 P: 16		1B: 9 2B: 1 3B: 0 HR: 1	SF: 0 SAC: 0 DP: 1 HBP: 0			WP: 0 PB: 0 SB: 0 CS: 1	PA: 36	

PITCHER		IP	WLS	BF	H	R	ER	SO	BB	IBB	HBP	BLK	WP	HR	S	P	ERA	WHIP
32 Derek Lowe, R ERA: 3.25	(1, 1)	3.0	L	18	9	5	5	5	1	0	0	0	0	0	43	78	15.00	3.333
50 Cristhian Martinez, R ERA: 2.61	(4, 1)	1.0		4	1	1	1	2	0	0	0	0	0	1	10	14	9.00	1.000
56 Jairo Asencio, R ERA:	(5, 1)	3.0		9	0	0	0	2	1	0	0	0	0	0	20	31	0.00	0.333
34 Eric O'Flaherty, L ERA: 1.13	(8, 1)	1.0		4	1	0	0	2	0	0	0	0	0	0	12	16	0.00	1.000

PITCHER	IP	WLS	BF	H	R	ER	SO	BB	IBB	HBP	BLK	WP	HR	S	P	ERA	WHIP

BOTTOM

Atlanta Braves @ Los Angeles Dodgers

Dodger Stadium, Los Angeles, CA

Wed Apr 20 2011, 7:11 PM - 9:29 PM PDT

Att. 29,473 - Partly Cloudy - 63 F

livebaseballscorecards.com

AB	33
R	6
H	11
RBI	6
BB	2
SO	11
LOB	11

Batter	1	2	3	4	5	6	7	8	9	10	11	12	AB	R	H	RBI	BB	SO	LOB
14 Martín Prado, R (1, 7) (9, 5) OBP: 0.278, SLG: 0.393	C FF 92 S SL 88 S SL 88 0-3 K			X FF 92 0-0 F9		B FF 93 C SL 84 B SL 84 X SL 84 2-1 F8			C FF 91 X FF 92 0-1 F8	B SL 87 B SL 85 F SI 94 F FF 96 B FF 94 F SL 87 F FF 96 F SL 86 B FF 96 4-2 2 FC6-4 BB		B SI 91 C FC 84 B CU 77 F FF 91 C CU 77 2-3 K	5	0	0	0	1	2	0
2 Alex Gonzalez, R (1, 6) OBP: 0.273, SLG: 0.425	F FF 92 F FF 94 X SL 88 0-2 F7			B FF 92 B SL 86 C FF 92 X FF 93 2-1 26 PO 1B		B CH 83 X FF 94 1-0 P3			B FF 92 B FF 92 C FF 92 X FF 92 2-1 P4	1 SAFE B FF 93 B FF 92 1 SAFE C FF 93 X FF 94 2-1 FC6-4 1-2f			5	0	1	0	0	0	1
10 Chipper Jones, S (1, 5) OBP: 0.346, SLG: 0.420 22 Jason Heyward, L (9, PR) (9, 9) OBP: 0.307, SLG: 0.422	C FF 94 B FF 94 X FF 93 1-1 F9			B FF 92 B FF 93 1 SAFE X FF 93 2-1 F8			B CU 71 B FF 92 B FF 93 B FF 92 4-0 5 BB		X FF 92 0-0 26 1B 8 1B 1B		B SI 92 C CU 77 X FF 91 1-1 P5		3 1	0 1	1 0	0 0	1 0	0 0	1 0
26 Dan Uggla, R (1, 4) OBP: 0.235, SLG: 0.403		C FF 91 F FF 93 B FF 93 B SL 82 S SL 83 2-3 K		C FF 93 1 SAFE 0-1 PO 1-2	C FF 93 F SL 86 B FF 93 X FF 94 1-2 G4-3		C FF 92 B FF 94 B SL 86 C FF 93 S SL 84 2-3 K		B FF 93 F FF 92 C SL 85 B SL 82 B SL 81 F SL 82 X FF 94 3-2 8 1B 1-3 1B		X FF 92 0-0 P6		5	1	1	0	0	2	1
5 Freddie Freeman, L (1, 3) OBP: 0.362, SLG: 0.475		X FF 94 0-0 F8			B FF 94 S SL 86 B FF 94 F FF 94 X FF 94 2-2 HR		B FF 94 B SL 85 C SL 84 B SL 84 D FF 94 4-1 8 G6-4-3 1-2 BB		S SL 85 B SL 82 D CU 74 D SL 84 C SL 84 B SL 84 4-2 8 1B BB		B CU 76 C CU 77 B CU 78 X FF 90 2-1 20 1B 1B		3	1	2	1	2	0	0
8 David Ross, R (1, 2) OBP: 0.364, SLG: 0.300 46 Craig Kimbrel, R (9, 1) 20 Eric Hinske, L (11, PH) OBP: 0.381, SLG: 0.474 50 Cristhian Martinez, R (11, 1)		C FF 93 F FF 93 B CU 74 S FF 93 1-3 K			C FF 93 X CU 73 0-1 B1-3		S FF 93 S FF 93 B FF 93 F SL 84 F FF 93 F FF 93 X CU 73 1-2 G6-4-3 1-2f		S F X 0-2 1-2 2-H 3-H 1B		X FF 92 0-0 1-3 1B		4 0 0 1 0	0 0 0 0 0	1 0 0 0 0	2 0 0 0 0	0 0 1 0 0	1 0 0 0 0	2 0 0 0 0
13 Nate McLouth, L (1, 8) OBP: 0.324, SLG: 0.343			S FF 93 C FF 94 F FF 94 B SL 84 C SL 84 1-3 K		B FF 94 B FF 94 F FF 94 B FF 94 S FF 93 B FF 94 4-2 BB	X FF 90 0-0 G3		S SL 86 B SL 87 F SL 86 B FF 95 B FF 95 F SL 86 S SL 86 3-3 K		D FC 86 C CU 76 C CU 78 B CU 78 S FC 85 2-3 K		4	0	0	0	1	3	4
17 Matt Young, L (1, 9) OBP: 0.190, SLG: 0.105 (9, 7)			S FF 94 B FF 95 B FF 94 X FF 94 2-1 F8	1 SAFE S FF 93 X FF 93 0-1 F7		B FF 92 X FF 91 1-0 F7			B FF 94 B FF 92 C SI 95 X FF 93 2-1 G3		B SI 90 X SI 89 1-0 G3	5	0	0	0	0	0	1
49 Jair Jurrjens, R (1, 1) 52 George Sherrill, L (7, 1) 19 Scott Linebrink, R (7, 1) 7 Brooks Conrad, S (8, PH) OBP: 0.200, SLG: 0.111 34 Eric O'Flaherty, L (8, 1) 16 Brian McCann, L (9, 2) OBP: 0.411, SLG: 0.431			C FF 93 B FF 94 B FF 92 X FF 93 2-1 G4-3			C FF 90 C FF 92 C CU 72 0-3 K		C FF 92 B SL 85 C SL 83 B SL 83 S SL 83 2-3 K		C SI 94 B CH 89 S SL 85 S FF 95 1-3 K		B CU 76 C FC 85 S FC 85 X FC 85 1-2 G4-3	2 0 0 1 0 2	0 0 0 0 0 0	0 0 0 0 0 0	0 0 0 0 0 0	1 0 1 0 0 1	0 0 0 0 0 0	0 0 0 0 0 0
Inning Stats	R: 0 E: 0 K: 1 S: 8 H: 0 LOB: 0 BB: 0 P: 9	R: 0 E: 0 K: 2 S: 7 H: 0 LOB: 0 BB: 0 P: 10	R: 0 E: 0 K: 1 S: 8 H: 0 LOB: 0 BB: 0 P: 13	R: 0 E: 0 K: 0 S: 6 H: 1 LOB: 0 BB: 0 P: 10	R: 1 E: 0 K: 0 S: 12 H: 1 LOB: 1 BB: 1 P: 19	R: 0 E: 0 K: 1 S: 6 H: 0 LOB: 0 BB: 0 P: 9	R: 0 E: 0 K: 1 S: 10 H: 0 LOB: 1 BB: 2 P: 21	R: 0 E: 0 K: 1 S: 5 H: 0 LOB: 0 BB: 0 P: 8	R: 2 E: 0 K: 1 S: 18 H: 3 LOB: 2 BB: 1 P: 30	R: 0 E: 0 K: 1 S: 12 H: 0 LOB: 1 BB: 1 P: 21	R: 0 E: 0 K: 1 S: 9 H: 2 LOB: 2 BB: 0 P: 14	R: 0 E: 0 K: 1 S: 7 H: 0 LOB: 0 BB: 0 P: 11	1B: 6 2B: 0 3B: 0 HR: 1	SF: 0 SAC: 0 DP: 1 HBP: 0	WP: 0 PB: 0 SB: 0 CS: 0	PA: 47			

PITCHER		IP	WLS	BF	H	R	ER	SO	BB	IBB	HBP	BLK	WP	HR	S	P	ERA	WHIP
22 Clayton Kershaw, L ERA: 3.0	(1, 1)	8.2		33	5	3	3	7	4	0	0	0	0	1	76	122	3.12	1.038
51 Jonathan Broxton, R ERA: 5.19	(9, 1)	1.1		5	0	0	0	2	1	0	0	0	0	0	16	28	0.00	0.750
55 Matt Guerrier, R ERA:	(11, 1)	2.0	W	8	2	0	0	2	0	0	0	0	0	0	16	25	0.00	1.000

PITCHER	IP	WLS	BF	H	R	ER	SO	BB	IBB	HBP	BLK	WP	HR	S	P	ERA	WHIP

TOP

Atlanta Braves @ Los Angeles Dodgers

Dodger Stadium, Los Angeles, CA

Thu Apr 21 2011, 12:11 PM - 4:03 PM PDT

Att. 30,711 - Cloudy - 64 F

livebaseballscorecards.com

AB	41
R	3
H	7
RBI	3
BB	5
SO	11
LOB	10

Batter	1	2	3	4	5	6	7	8	9	10	11	12	AB	R	H	RBI	BB	SO	LOB
10 Tony Gwynn Jr., L (1, 7) OBP: 0.295, SLG: 0.357	C FF 86 B SI 86 C FF 87 B SL 78 X FF 89 2-2 5 BB 23 S 1B	B SL 80 C SI 89 F SI 90 B SL 82 X CH 85 2-2 F7 ③		X CH 84 0-0 G6-3 ③			C FF 93 S FF 94 B FF 94 B SL 82 F FF 95 S FF 94 2-3 K ②		B KC 86 B FF 96 S FF 96 S FF 97 S FF 98 2-3 K ② 1-2		S SI 91 C SL 84 B SI 90 F SL 84 F SL 83 X SL 82 1-2 G5-3 ③		3	0	1	0	0	0	3
47 Jerry Sands, R (7, PH) OBP: 0.133, SLG: 0.286 (8, 7)													3	0	0	0	0	2	3
23 Casey Blake, R (1, 5) OBP: 0.388, SLG: 0.465 (9, 3)	1 SAFE B FF 88 1 SAFE B SL 79 1 SAFE F SI 89 P PO 82 1 SAFE F FF 89 3-2 F FF 90 1 SAFE T FF 91 K ① 1-2		C SI 89 S FF 89 F FF 91 B CH 85 B FF 90 X CH 85 2-2 16 1B 1B		C SL 76 S SL 79 B FC 89 S SL 79 1-3 K ①		B FF 94 S FF 94 X FF 94 1-1 HR		C FF 97 F FF 97 X FF 98 0-2 2-H 1B			C SL 79 S SL 81 B SI 90 X CH 85 1-2 G6-3 ①	6	1	3	2	0	2	1
16 Andre Ethier, L (1, 9) OBP: 0.442, SLG: 0.551	2 SAFE B FF 90 F FF 90 B CH 84 F FF 90 F FF 91 B CH 85 B CH 85 4-2 5 BB BB		D SL 83 F SI 86 1 SAFE C FF 90 F SI 92 B CH 86 B FF 92 X FF 92 3-2 5 CS 1-3 1B		X CH 83 0-0 F9 ②		B FO 83 F SI 94 S FO 83 B SL 84 F FO 83 X FF 95 2-2 F9 ③		B FF 96 B FF 94 1 SAFE B FF 94 1 SAFE C FF 94 C KC 84 F FF 95 X KC 85 3-2 G4-3 ③			C SL 81 X SI 90 0-1 27 HR 2B	5	1	2	0	1	0	1
27 Matt Kemp, R (1, 8) OBP: 0.488, SLG: 0.644	C SL 82 B FF 92 S SI 91 S FF 93 1-3 K ②		B FF 90 X FF 93 1-0 F9 ①		F SI 90 F CH 83 C CH 83 0-3 K ③			B FF 89 B SL 89 B FF 90 C SL 89 S FF 91 B FF 91 4-2 BB		C KC 84 S FF 94 C FF 96 0-3 K ①		C SI 91 S FF 85 X SL 83 0-2 2-H HR	5	1	1	2	1	3	4
5 Juan Uribe, R (1, 4) OBP: 0.284, SLG: 0.309 (9, 5)	B FF 91 C FF 91 F FF 91 F FF 93 B SL 78 F SL 80 B FF 91 B CH 85 4-2 1-2 2-3 BB		C FF 91 F FF 92 B FF 92 B CH 86 X SL 84 2-2 F8 ②③ 1-2			F SL 77 B SI 90 F SI 87 B FF 92 F FF 91 X CH 85 2-2 HR		S FF 91 F FF 91 F FF 91 S SL 86 0-3 K ①		B FF 95 B FF 95 F FF 93 F FF 95 C KC 86 2-3 K ②			4	1	1	1	1	2	3
7 James Loney, L (1, 3) OBP: 0.190, SLG: 0.224	F CH 84 S CH 85 F FF 92 B CH 86 S CH 84 1-3 K ③			T SI 89 F CH 84 S CH 84 0-3 K ①		F CH 84 F SI 89 F SI 90 B CH 85 X CH 85 1-2 G4-3 ①		T FF 91 1 SAFE X SL 84 0-1 L4 ②		B KC 85 F KC 84 S FF 95 S FF 96 1-3 K ③			4	0	0	0	0	2	4
51 Jonathan Broxton, R (9, 1) OBP: 0.261, SLG: 0.455													0	0	0	0	0	0	0
33 Marcus Thames, R (10, PH) OBP: 0.261, SLG: 0.455													1	0	0	0	0	1	0
55 Matt Guerrier, R (11, 1)													0	0	0	0	0	0	0
28 Rod Barajas, R (1, 2) OBP: 0.266, SLG: 0.345		C FF 88 F SI 89 B FF 92 X FF 92 1-2 P3 ①		X SL 80 0-0 G5-3 ②		F FF 91 B FF 90 X CH 84 1-1 G4-3 ②		1 SAFE 1 SAFE X SL 84 0-0 F7 ③			C SL 79 B SI 91 F SI 91 F SI 90 H CH 82 2-2 14 SH3-4 HBP		4	0	0	0	0	0	1
13 Iván De Jesús Jr., R (11, PR) OBP: 0.154, SLG: 0.083													0	0	0	0	0	0	0
17 A.J. Ellis, R (12, 2) OBP: 0.357, SLG: 0.182													0	0	0	0	0	0	0
14 Jamey Carroll, R (1, 6) OBP: 0.353, SLG: 0.349		B FF 89 X FF 89 1-0 F9 ②		C SI 87 C FF 90 B FF 91 X SI 90 1-2 22 1B 1B		B FF 89 B SI 89 C FF 88 X FF 88 2-1 F8 ③			B FF 95 B FF 94 B FF 93 B FF 94 4-0 47 WP 23 1B BB		X SI 89 0-0 SH3-4 ① 1-2		3	1	1	0	1	0	0
22 Clayton Kershaw, L (1, 1) OBP: 0.273, SLG: 0.273		B FF 91 C SI 89 B CH 84 C FF 90 X CH 84 2-2 1B		B FF 89 F FF 88 C FF 89 X FF 90 1-2 1B			B FF 88 C FF 88 F FF 88 F FF 90 X SL 73 1-2 G6-3 ①		B FF 96 B FF 94 B FF 93 B FF 94 C FF 94 L FF 95 F FF 95 X FF 96 3-2 P5 ①		C CH 84 B SI 91 X SI 90 1-1 F7 ②		3	0	2	0	0	0	0
6 Aaron Miles, S (9, 4) OBP: 0.237, SLG: 0.243													2	0	0	0	0	0	3
Inning Stats	R: 0 E: 0 K: 3 S: 22 H: 1 LOB: 3 BB: 2 P: 36	R: 0 E: 0 K: 0 S: 10 H: 1 LOB: 1 BB: 0 P: 16	R: 0 E: 0 K: 0 S: 12 H: 2 LOB: 1 BB: 0 P: 20	R: 0 E: 0 K: 1 S: 11 H: 2 LOB: 2 BB: 0 P: 13	R: 0 E: 0 K: 2 S: 7 H: 0 LOB: 0 BB: 0 P: 8	R: 1 E: 0 K: 0 S: 12 H: 1 LOB: 0 BB: 0 P: 18	R: 1 E: 0 K: 1 S: 14 H: 1 LOB: 0 BB: 0 P: 20	R: 0 E: 0 K: 1 S: 9 H: 0 LOB: 1 BB: 1 P: 13	R: 1 E: 0 K: 1 S: 14 H: 1 LOB: 1 BB: 1 P: 26	R: 0 E: 0 K: 3 S: 9 H: 0 LOB: 0 BB: 0 P: 12	R: 0 E: 0 K: 0 S: 11 H: 0 LOB: 2 BB: 0 P: 15	R: 2 E: 0 K: 0 S: 8 H: 2 LOB: 0 BB: 0 P: 9	1B: 7 2B: 1 3B: 0 HR: 3	SF: 0 SAC: 1 DP: 0 HBP: 1	WP: 1 PB: 0 SB: 1 CS: 1	PA: 49			

PITCHER	IP	WLS	BF	H	R	ER	SO	BB	IBB	HBP	BLK	WP	HR	S	P	ERA	WHIP
49 Jair Jurrjens, R (1, 1) ERA: 0.69	6.0		26	7	1	1	6	2	0	0	0	0	1	74	111	1.50	1.500
52 George Sherrill, L (7, 1) ERA: 3.86	0.1		1	0	0	0	0	0	0	0	0	0	0	4	5	0.00	0.000
19 Scott Linebrink, R (7, 1) ERA: 5.63	0.2		3	1	1	1	1	0	0	0	0	0	1	10	15	13.50	1.500
34 Eric O'Flaherty, L (8, 1) ERA: 1.0	1.0		4	0	0	0	1	1	0	0	0	0	0	9	13	0.00	1.000
46 Craig Kimbrel, R (9, 1) ERA: 1.13	2.0	B	8	1	1	1	4	1	0	0	0	1	0	23	38	4.50	1.000

PITCHER	IP	WLS	BF	H	R	ER	SO	BB	IBB	HBP	BLK	WP	HR	S	P	ERA	WHIP
50 Cristhian Martinez, R (11, 1) ERA: 3.86	1.1	L	7	2	2	2	0	0	0	1	0	0	1	19	24	13.50	1.500

BOTTOM

Atlanta Braves @ Los Angeles Dodgers

Dodger Stadium, Los Angeles, CA

Thu Apr 21 2011, 12:11 PM - 4:03 PM PDT

Att. 30,711 - Cloudy - 64 F

livebaseballscorecards.com

AB	43
R	5
H	11
RBI	5
BB	4
SO	12
LOB	23

Atlanta Braves @ San Francisco Giants

AT&T Park, San Francisco, CA

Fri Apr 22 2011, 7:15 PM - 9:57 PM PDT

Att. 42,404 - Cloudy - 54 F

TOP

livebaseballscorecards.com

Batter	1	2	3	4	5	6	7	8	9	AB	R	H	RBI	BB	SO	LOB
14 Martín Prado, R (1, 7) OBP: 0.287, SLG: 0.391	C FF 93 X FF 94 0-1 ① G6-3		B CU 75 B FF 93 C FF 93 B FC 88 C FC 86 F FC 87 F FF 93 B FF 93 4-2 22 1B 10 2B BB	B FF 93 C SI 91 X CU 77 1-1 1B			B SL 85 C SL 85 B SI 94 B SI 94 X SI 94 3-1 ② G6-3			3	1	1	0	1	0	0
22 Jason Heyward, L (1, 9) OBP: 0.316, SLG: 0.426	C FF 94 B CU 77 B FF 94 B FF 93 T FF 94 X FF 94 3-2 1B		C FC 88 X FC 87 0-1 10 2B 1-3 2-H 1B	F FF 92 B FF 91 1 SAFE X CH 82 1-1 ③ F8			B SI 93 B CH 87 X CH 86 2-0 ③ G4-3			4	1	2	1	0	0	1
10 Chipper Jones, S (1, 5) OBP: 0.341, SLG: 0.425	C FF 94 B FF 94 1 SAFE B FF 94 B FF 94 X FF 94 3-1 ② F8		F FF 93 B FC 86 C FC 87 1 SAFE X FF 93 1-2 26 E 5 1B 1-H 3-H 2B		S SL 88 B SL 88 B CU 76 C SI 91 B SI 91 F SI 91 X SI 92 3-2 ① G3-1			B SI 93 F SI 94 C SI 94 F SI 95 S SL 84 1-3 ① K		4	1	1	2	0	1	1
16 Brian McCann, L (1, 2) OBP: 0.390, SLG: 0.406	F FF 94 B FF 94 B FC 90 F FC 88 F FF 94 B FF 94 S FC 89 3-3 ③ K		B FC 87 C CU 76 S FC 86 F FF 92 T FF 92 1-2 ② K		B SL 87 C CH 85 B SI 90 B SI 91 C FF 90 X SL 88 3-2 ② G3			B SL 84 F SI 94 B SL 84 X SI 95 2-1 ② F7		4	0	0	0	0	2	2
26 Dan Uggla, R (1, 4) OBP: 0.224, SLG: 0.383		S FC 86 C FC 87 F FC 87 X FF 93 0-2 ① P4	C FC 86 S CU 76 D CU 77 D FC 88 F FF 93 B FF 93 F FC 86 X FF 92 3-2 E6 5 1B 2-3		C FF 90 B SL 87 F SI 90 X CU 77 1-2 ③ G1-3			C SI 95 S SI 95 B SL 86 S SI 95 1-3 ③ K		4	0	0	0	0	1	1
5 Freddie Freeman, L (1, 3) OBP: 0.384, SLG: 0.484		X FF 93 0-0 ② F9	C FF 93 F FF 92 F FF 92 X FC 86 0-2 1-2 3-H 1B			B SI 88 B SL 86 C SI 91 C SI 90 F SL 87 F CH 83 F CU 75 B FF 92 X SL 86 3-2 2 G6-4-3 1B			B SI 87 B FF 89 B FF 90 B FF 90 4-0 13 CS BB	3	0	2	1	1	0	0
2 Alex Gonzalez, R (1, 6) OBP: 0.259, SLG: 0.403		C FF 91 X FC 88 0-1 ③ L6	C SI 90 F SL 86 2 SAFE B FF 91 D CU 75 B SL 87 X FF 91 3-2 ③ P4			B SL 87 C FF 90 1 SAFE F FF 90 B SL 86 X FF 91 2-2 ① ② G6-4-3 1-2f			C FF 89 L SI 88 F SL 79 F SL 78 D SL 78 X FF 89 1-2 ① F8	4	0	0	0	0	0	4
13 Nate McLouth, L (1, 8) OBP: 0.321, SLG: 0.329			F FF 92 F FF 92 F FF 93 B FC 89 F CU 78 B CU 79 B FC 88 B FF 93 4-2 48 SH1-4 22 1B BB	C FF 91 C CH 82 C FF 92 0-3 ① K		X SI 91 0-0 ③ G3			C FF 89 S SI 88 B FF 90 S CH 83 1-3 ② ③ K 1-2	3	1	0	0	1	2	1
48 Tommy Hanson, R (1, 1) 39 Jonny Venters, L (8, 1) 46 Craig Kimbrel, R (9, 1)			X FF 93 0-0 ① SH1-4 1-2	S FF 91 B FF 91 C FF 92 B SL 88 S FF 93 2-3 ② K			C SI 93 C SI 93 B SL 86 B SI 92 C SI 93 2-3 ① K			2 0 0	0 0 0	0 0 0	0 0 0	0 0 0	2 0 0	0 0 0
Inning Stats	R: 0 E: 0 K: 1 S: 11 H: 1 LOB: 1 BB: 0 P: 20	R: 0 E: 0 K: 0 S: 7 H: 0 LOB: 0 BB: 0 P: 7	R: 4 E: 1 K: 1 S: 30 H: 3 LOB: 2 BB: 2 P: 46	R: 0 E: 0 K: 2 S: 10 H: 1 LOB: 1 BB: 0 P: 14	R: 0 E: 0 K: 0 S: 10 H: 0 LOB: 0 BB: 0 P: 17	R: 0 E: 0 K: 0 S: 10 H: 1 LOB: 0 BB: 0 P: 15	R: 0 E: 0 K: 1 S: 6 H: 0 LOB: 0 BB: 0 P: 13	R: 0 E: 0 K: 2 S: 9 H: 0 LOB: 0 BB: 0 P: 13	R: 0 E: 0 K: 1 S: 8 H: 0 LOB: 0 BB: 1 P: 14	1B: 5 2B: 1 3B: 0 HR: 0 SF: 0 SAC: 1 DP: 1 HBP: 0						

	AB	31
	R	4
	H	6
	RBI	4
	BB	3
	SO	8
	LOB	10

WP: 0 PB: 0 SB: 0 CS: 1 PA: 35

PITCHER		IP	WLS	BF	H	R	ER	SO	BB	IBB	HBP	BLK	WP	HR	S	P	ERA	WHIP
40 Madison Bumgarner, L ERA: 7.79	(1, 1)	2.2	L	15	4	4	3	2	2	0	0	0	0	0	45	67	10.12	2.250
32 Ryan Vogelsong, R ERA:	(3, 1)	3.1		11	2	0	0	2	0	0	0	0	0	0	33	52	0.00	0.600
59 Guillermo Mota, R ERA: 3.21	(7, 1)	1.0		3	0	0	0	1	0	0	0	0	0	0	6	13	0.00	0.000
45 Dan Runzler, L ERA: 6.1	(8, 1)	1.0		3	0	0	0	2	0	0	0	0	0	0	9	13	0.00	0.000
54 Sergio Romo, R ERA:	(9, 1)	1.0		3	0	0	0	1	1	0	0	0	0	0	8	14	0.00	1.000

PITCHER		IP	WLS	BF	H	R	ER	SO	BB	IBB	HBP	BLK	WP	HR	S	P	ERA	WHIP

Batter	1	2	3	4	5	6	7	8	9	AB	R	H	RBI	BB	SO	LOB
33 Aaron Rowand, R (1, 8) OBP: 0.333, SLG: 0.474	C FF 90 B FF 91 X FF 91 1-1 ① F8		B CU 74 C FF 92 F FF 92 S SL 82 1-3 ③ K			B FF 91 B CH 81 B FF 90 B FF 90 4-0 21 G6-3 BB		C SI 94 B SI 94 B SL 83 S SI 93 F SL 85 X SI 95 2-2 ③ G5-3		3	0	0	0	1	1	1
21 Freddy Sanchez, R (1, 4) OBP: 0.378, SLG: 0.486	C FF 91 B FF 92 S SL 84 B FF 94 F FF 93 F SL 84 F FF 93 B CU 76 X FF 94 3-2 ② F8			C FF 90 B SL 79 S SL 82 B FF 93 S CH 81 2-3 ① K		C FF 91 D SL 80 F CH 83 B SL 82 B FF 92 X FF 92 3-2 ② G6-3 1-2			C FF 96 B KC 87 B FF 96 X FF 94 2-1 ① L4	4	0	0	0	0	1	1
17 Aubrey Huff, L (1, 3) OBP: 0.278, SLG: 0.352	C FF 92 X CH 83 0-1 ③ F9			B CH 83 S CH 81 X FF 92 1-1 ② G4-3		C SL 81 B FF 91 D CH 84 F FF 93 F CH 83 X SL 81 2-2 ③ G3			B FF 96 B FF 95 C FF 95 B FF 96 X FF 95 3-1 ② F8	4	0	0	0	0	0	1
28 Buster Posey, R (1, 2) OBP: 0.355, SLG: 0.435		F FF 91 C SL 83 C FF 92 0-3 ① K		C FF 92 B FF 92 B FF 92 C SL 81 F FF 94 X FF 94 2-2 ③ G6-3			F FF 89 X FF 90 0-1 ① F8		C FF 97 B FF 97 B KC 87 X FF 95 2-1 ③ P4	4	0	0	0	0	1	0
48 Pablo Sandoval, S (1, 5) OBP: 0.397, SLG: 0.607		B FF 91 B CU 74 X SL 81 2-0 ② F8			C FF 89 F CU 73 F CU 73 B FF 90 B CH 82 S CU 76 2-3 ① K		X FF 89 0-0 5 WP 5 G5-3 2B			3	1	1	0	0	1	0
5 Pat Burrell, R (1, 7) OBP: 0.323, SLG: 0.482		C SL 82 S SL 82 B SL 81 B SL 80 B FF 93 X FF 92 3-2 ③ G6-3			B FF 91 B FF 92 B CH 82 C FF 92 F FF 93 X FF 93 3-2 10 WP 1B		C SL 81 B CH 82 B CH 83 B SL 80 C SL 82 X SL 80 3-2 ② G5-3 2-H			3	0	1	1	0	0	0
13 Cody Ross, R (1, 9)			C FF 90 C SL 79 B FF 91 F FF 92 S CU 74 1-3 ① K		C CH 83 B CU 75 X CU 74 1-1 ② F7		C CU 74 B SL 80 S CU 74 F CU 76 S FF 91 1-3 ③ K			3	0	0	0	0	2	1
10 Miguel Tejada, R (1, 6) OBP: 0.239, SLG: 0.328			B SL 81 B SL 79 X FF 92 2-0 32 G6-3 1B		B FF 92 C SL 82 X FF 92 1-1 ③ F9 1-2			B SI 94 B SI 93 C SI 93 F SI 94 B SI 95 S SI 94 3-3 ① K		3	0	1	0	0	1	1
40 Madison Bumgarner, R (1, 1) OBP: 0.286, SLG: 0.286 32 Ryan Vogelsong, R (3, 1) 14 Mike Fontenot, L (6, PH) OBP: 0.286, SLG: 0.500 59 Guillermo Mota, R (7, 1) 45 Dan Runzler, L (8, 1) 7 Mark DeRosa, R (8, PH) OBP: 0.421, SLG: 0.412 54 Sergio Romo, R (9, 1)				X FF 91 0-0 ② G6-3 1-2		B FF 88 S CH 78 F SL 82 T FF 91 1-2 ① K		B SI 94 X SI 94 1-0 ② G2-3		0 1 1 0 0 1 0	0 0 0 0 0 0 0	0 0 0 0 0 0 0	0 0 0 0 0 0 0	0 0 1 0 0 0 0	0 1 0 0 0 0 0	0 1 0 0 0 0 0
Inning Stats	R: 0 E: 0 K: 0 S: 10 H: 0 LOB: 0 BB: 0 P: 14	R: 0 E: 0 K: 1 S: 7 H: 0 LOB: 0 BB: 0 P: 12	R: 0 E: 0 K: 2 S: 9 H: 1 LOB: 1 BB: 0 P: 13	R: 0 E: 0 K: 1 S: 9 H: 0 LOB: 0 BB: 0 P: 14	R: 0 E: 0 K: 1 S: 11 H: 1 LOB: 1 BB: 0 P: 18	R: 0 E: 0 K: 1 S: 10 H: 0 LOB: 1 BB: 1 P: 20	R: 1 E: 0 K: 1 S: 10 H: 1 LOB: 0 BB: 0 P: 14	R: 0 E: 0 K: 1 S: 8 H: 0 LOB: 0 BB: 0 P: 14	R: 0 E: 0 K: 0 S: 6 H: 0 LOB: 0 BB: 0 P: 13	1B: 2 2B: 1 3B: 0 HR: 0 SF: 0 SAC: 0 DP: 0 HBP: 0						

PITCHER		IP	WLS	BF	H	R	ER	SO	BB	IBB	HBP	BLK	WP	HR	S	P	ERA	WHIP
48 Tommy Hanson, R ERA: 3.21	(1, 1)	7.0	W	25	3	1	1	7	1	0	0	0	2	0	66	105	1.29	0.571
39 Jonny Venters, L ERA: 0.84	(8, 1)	1.0	H	3	0	0	0	1	0	0	0	0	0	0	8	14	0.00	0.000
46 Craig Kimbrel, R ERA: 1.0	(9, 1)	1.0	S	3	0	0	0	0	0	0	0	0	0	0	6	13	0.00	0.000

PITCHER	IP	WLS	BF	H	R	ER	SO	BB	IBB	HBP	BLK	WP	HR	S	P	ERA	WHIP

BOTTOM

Atlanta Braves @ San Francisco Giants

AT&T Park, San Francisco, CA

Fri Apr 22 2011, 7:15 PM - 9:57 PM PDT

Att. 42,404 - Cloudy - 54 F

livebaseballscorecards.com

AB	30
R	1
H	3
RBI	1
BB	1
SO	8
LOB	6

WP: 2 PA: 31
PB: 0
SB: 0
CS: 0

Batter	1	2	3	4	5	6	7	8	9	AB	R	H	RBI	BB	SO	LOB
14 Martín Prado, R (1, 5) (8, 7) OBP: 0.303, SLG: 0.396	B FF 94 B FF 93 C FF 94 B FF 93 F FF 94 B FF 89 4-2 22 CS BB		B CH 84 B CH 86 C FF 92 F FF 93 B FF 85 X CH 86 3-2 1-2 2-H 1B		C SL 78 F CH 86 X FF 94 0-2 22 1B 2-H 1B		C CH 85 X SL 85 0-1 FC4 22 BB 16 1B 2-3 3-H		C SL 86 B SL 86 X SL 86 1-1 G6-3 ②	4	1	2	3	1	0	1
22 Jason Heyward, L (1, 9) OBP: 0.345, SLG: 0.437	B SI 94 B FF 94 B SI 92 C FF 92 B FF 93 4-1 ① 5 G4-6-3 1-2 BB		S SL 79 B CH 85 B FF 94 F CH 86 D CH 86 C FF 95 3-3 ②		1 SAFE C SI 92 D CH 85 X SL 84 1-1 1-3 1B		B CH 86 B FF 92 F CH 84 B FF 92 B FF 91 4-1 16 1B 1-2 BB		S CH 87 B CH 88 X CH 87 1-1 5 1B 1B	3	0	2	0	2	1	2
5 Freddie Freeman, L (1, 3) OBP: 0.372, SLG: 0.463	D SL 81 F FF 94 B FF 93 B FF 86 X FF 95 3-1 ② ③ G4-6-3 1-2f		C FF 94 B FF 93 D SL 80 X CH 85 2-1 ③ G2-3		C SL 80 F FF 93 X CH 85 0-2 ③ G4-3		S SL 81 D SI 87 F SL 83 X CU 75 1-2 ② F6		1 SAFE X CH 87 0-0 1-3 1B	5	0	1	0	0	0	8
16 Brian McCann, L (1, 2) OBP: 0.378, SLG: 0.392		C SL 79 X FF 92 0-1 ① G3		B CH 84 F CH 84 X FF 91 1-1 ① G3		B CH 85 C CH 82 B SI 92 F CH 85 S FF 92 2-3 ① K	X SI 88 0-0 1-3 2-H 3-H 1B		C CH 88 B CH 88 B SL 87 C CH 88 S CH 88 2-3 ③ K	5	0	1	2	0	2	2
26 Dan Uggla, R (1, 4) OBP: 0.213, SLG: 0.365		C FF 93 C FF 94 F FF 94 S SL 86 0-3 ② K		S CH 85 F CH 86 F CH 83 C SI 92 0-3 ② K		B SI 92 B CH 84 X CH 85 2-0 ② G6-3	B SL 82 X CH 80 1-0 ③ P4			4	0	0	0	0	2	2
20 Eric Hinske, L (1, 7) OBP: 0.360, SLG: 0.435 23 Brandon Hicks, R (8, 5)		C SL 79 S SL 81 F SI 95 B FF 87 B FF 87 C FF 95 2-3 ③ K		B SI 91 B FF 93 X FF 92 2-0 ③ 1B		C FF 93 C SI 92 B SL 80 B SL 87 S CH 85 2-3 ③ K		X SI 92 0-0 ① G6-3		4 0	0 0	1 0	0 0	0 0	2 0	0 0
2 Alex Gonzalez, R (1, 6) OBP: 0.259, SLG: 0.407			X FF 92 0-0 ① G6-3		C FF 91 X FF 92 0-1 ① F8		C FF 91 F FF 91 X CH 84 0-2 15 SH1-4 14 FC4 2B	B SI 91 B SI 91 X SI 91 2-0 ② G5-3		4	1	1	0	0	0	0
13 Nate McLouth, L (1, 8) OBP: 0.341, SLG: 0.333			B SI 93 C FF 92 C FF 94 F CH 86 X FF 94 1-2 15 BB 14 1B 1B		B SL 78 S CH 84 B CH 84 B CH 82 B FF 92 4-1 15 SH3-4 14 1B BB		B SI 90 B CH 85 D CH 83 B FF 91 4-0 14 FC4 15 SH1-4 16 1B BB	B SI 92 C SI 92 B CU 76 S SI 92 B SI 92 F SI 92 X SI 94 3-2 ③ G5-3		2	3	1	0	2	0	0
15 Tim Hudson, R (1, 1) 46 Craig Kimbrel, R (9, 1)			1 SAFE B FF 92 B CH 86 C FF 92 B FF 92 B FF 92 4-1 14 1B 1-2 BB		1 SAFE X FF 90 0-0 ② SH3-4 1-2		X 0-0 ① SH1-4 1-2 2-3		C FF 92 F FF 92 B SL 86 B SL 87 S FF 91 2-3 ① K	1 0	0 0	0 0	0 0	1 0	1 0	0 0
Inning Stats	R: 0 E: 0 K: 0 S: 5 H: 0 LOB: 0 BB: 2 P: 16	R: 0 E: 0 K: 2 S: 10 H: 0 LOB: 0 BB: 0 P: 12	R: 1 E: 0 K: 1 S: 14 H: 2 LOB: 2 BB: 1 P: 27	R: 0 E: 0 K: 1 S: 7 H: 1 LOB: 1 BB: 0 P: 10	R: 1 E: 0 K: 0 S: 12 H: 2 LOB: 2 BB: 1 P: 17	R: 0 E: 0 K: 2 S: 7 H: 0 LOB: 0 BB: 0 P: 13	R: 3 E: 0 K: 0 S: 12 H: 2 LOB: 2 BB: 2 P: 22	R: 0 E: 0 K: 0 S: 6 H: 0 LOB: 0 BB: 0 P: 11	R: 0 E: 0 K: 2 S: 11 H: 2 LOB: 2 BB: 0 P: 17	1B: 8 2B: 1 3B: 0 HR: 0 SF: 0 SAC: 2 DP: 1 HBP: 0						

PITCHER	IP	WLS	BF	H	R	ER	SO	BB	IBB	HBP	BLK	WP	HR	S	P	ERA	WHIP
55 Tim Lincecum, R (1, 1) ERA: 2.7	6.1	L	29	6	5	5	6	6	0	0	0	0	0	62	110	7.11	1.895
49 Javier López, L (7, 1) ERA: 1.35	0.2		3	1	0	0	0	0	0	0	0	0	0	5	7	0.00	1.500
41 Jeremy Affeldt, L (8, 1) ERA: 2.16	1.0		3	0	0	0	0	0	0	0	0	0	0	6	11	0.00	0.000
52 Ramon E Ramirez, R (9, 1) ERA: 1.54	1.0		5	2	0	0	2	0	0	0	0	0	0	11	17	0.00	2.000

PITCHER	IP	WLS	BF	H	R	ER	SO	BB	IBB	HBP	BLK	WP	HR	S	P	ERA	WHIP

TOP

Atlanta Braves @ San Francisco Giants

AT&T Park, San Francisco, CA

Sat Apr 23 2011, 1:14 PM - 3:53 PM PDT

Att. 42,395 - Cloudy - 56 F

livebaseballscorecards.com

AB	32
R	5
H	9
RBI	5
BB	6
SO	8
LOB	15

PA: 40

WP: 0
PB: 0
SB: 0
CS: 1

BOTTOM

Atlanta Braves @ San Francisco Giants

AT&T Park, San Francisco, CA

Sat Apr 23 2011, 1:14 PM - 3:53 PM PDT

Att. 42,395 - Cloudy - 56 F

livebaseballscorecards.com

Batter	1	2	3	4	5	6	7	8	9	AB	R	H	RBI	BB	SO	LOB
33 Aaron Rowand, R (1, 8) OBP: 0.328, SLG: 0.450	F FF 90 X SI 91 0-1 ① F8		C SI 90 B SI 91 F SI 90 F FC 83 S FS 85 1-3 ① K		F SI 92 X SI 92 0-1 ①② G6-4-3 1-2f			B CU 72 H SI 88 2-0 17 G4-3 17 WP HBP		3	0	0	0	0	1	1
21 Freddy Sanchez, R (1, 4) OBP: 0.372, SLG: 0.474	C SI 90 F FC 84 B SI 91 X SI 92 1-2 ② G3-1		C CU 76 X SI 92 0-1 1B		X FC 84 0-0 ③ G5-3			C SI 90 B FC 86 X FC 85 1-1 ① F9		4	0	1	0	0	0	1
17 Aubrey Huff, L (1, 3) OBP: 0.265, SLG: 0.333	B FS 83 S FS 83 C CU 74 X SI 92 1-2 ③ L9		X SI 91 0-0 ② L8			C SI 87 S FC 86 X FC 84 0-2 ① G1-3		B FC 86 B CU 74 B SI 90 C SI 89 F SI 91 X SI 91 3-2 ② G4-3 1-3		4	0	0	0	0	0	2
48 Pablo Sandoval, S (1, 5) OBP: 0.375, SLG: 0.569		C SI 91 B FS 83 B FS 83 B FC 84 X SI 91 3-1 ① G5-3	1 SAFE X SI 90 0-0 ③ G1-3			C SI 90 B FS 83 F SI 91 X SI 92 1-2 ② L9		B FF 90 X SI 91 1-0 ③ F8		4	0	0	0	0	0	2
5 Pat Burrell, R (1, 7) OBP: 0.348, SLG: 0.533		C FC 85 B FC 85 C SI 92 B FC 85 B FC 86 X CU 76 3-2 13 1B 2B		F SI 89 B SI 91 C SI 90 F FS 84 X FC 84 1-2 10 E 1B		X SI 91 0-0 ③ F7			B FS 78 B SI 89 X SI 89 2-0 13 1B 10 SF8 2B	4	2	3	0	0	0	0
13 Cody Ross, R (1, 9) OBP: 0.182, SLG: 0.182		X SI 91 0-0 10 FC6-4 2-H 1B		F SI 91 B FC 84 C FS 83 S FF 91 1-3 ① K			C SI 89 B CU 74 S FS 79 S FC 85 1-3 ① K		F SI 90 X FC 86 0-1 28 DI 2-3 1B	4	0	2	1	0	2	1
10 Miguel Tejada, R (1, 6) OBP: 0.240, SLG: 0.329		1 SAFE 1 SAFE C SI 90 F SI 91 X FS 83 0-2 ② FC6-4 22 1B 1-2f		X FC 84 0-0 FC5 22 G6-4-3 1-2			B FS 79 B SI 90 X SI 90 2-0 1B		C SI 91 X FC 85 0-1 ① SF8 3-H	3	0	1	1	0	0	2
22 Eli Whiteside, R (1, 2) OBP: 0.250, SLG: 0.250 12 Nate Schierholtz, L (9, PH) OBP: 0.241, SLG: 0.414		C FC 83 B SI 91 1 SAFE S FC 84 B SI 91 1 SAFE B SI 92 X FC 83 3-2 1-3 1B		B SI 92 S SI 90 B FS 84 X SI 91 2-1 ②③ G6-4-3 1-2f			X SI 91 0-0 ② P3		B SI 90 F FS 79 B SI 90 F SI 91 D FS 84 1 SAFE F FS 80 F FF 91 T FF 91 3-2 ② K	3 1	0 0	1 0	0 0	0 0	0 1	3 1
55 Tim Lincecum, L (1, 1) OBP: 0.091, SLG: 0.091 49 Javier Lopez, L (7, 1) 14 Mike Fontenot, L (7, PH) OBP: 0.273, SLG: 0.474 41 Jeremy Affeldt, L (8, 1) 52 Ramon E Ramirez, R (9, 1) 28 Buster Posey, R (9, PH) OBP: 0.351, SLG: 0.429		S SI 91 B SI 92 F SI 91 B FS 83 X SI 92 2-2 ③ L6		F SI 89 X SI 91 0-1 33 G6-4-3 1B			C FS 80 B SI 90 F SI 91 F FF 91 X FS 84 1-2 ③ F7		C FF 95 B FF 96 C FF 95 B FF 97 X FF 95 2-2 ③ F8 1-2	2 0 1 0 0 0	0 0 0 0 0 0	1 0 0 0 0 0	0 0 0 0 0 0	0 0 0 0 0 0	0 0 0 0 0 0	2 0 1 0 0 1
Inning Stats	R: 0 E: 0 K: 0 S: 8 H: 0 LOB: 0 BB: 0 P: 10	R: 1 E: 0 K: 0 S: 15 H: 3 LOB: 2 BB: 0 P: 26	R: 0 E: 0 K: 1 S: 8 H: 1 LOB: 1 BB: 0 P: 9	R: 0 E: 1 K: 1 S: 10 H: 1 LOB: 1 BB: 0 P: 14	R: 0 E: 0 K: 0 S: 5 H: 1 LOB: 0 BB: 0 P: 5	R: 0 E: 0 K: 0 S: 7 H: 0 LOB: 0 BB: 0 P: 8	R: 0 E: 0 K: 1 S: 9 H: 1 LOB: 1 BB: 0 P: 13	R: 0 E: 0 K: 0 S: 6 H: 0 LOB: 1 BB: 0 P: 13	R: 1 E: 0 K: 1 S: 13 H: 2 LOB: 1 BB: 0 P: 20	1B: 7 2B: 2 3B: 0 HR: 0	SF: 1 SAC: 0 DP: 2 HBP: 1	WP: 1 PB: 0 SB: 0 CS: 0	PA: 36				

	AB	34
	R	2
	H	9
	RBI	2
	BB	0
	SO	4
	LOB	17

PITCHER		IP	WLS	BF	H	R	ER	SO	BB	IBB	HBP	BLK	WP	HR	S	P	ERA	WHIP
15 Tim Hudson, R ERA: 3.57	(1, 1)	8.2	W	35	9	2	2	4	0	0	1	0	1	0	78	113	2.08	1.038
46 Craig Kimbrel, R ERA: 0.96	(9, 1)	0.1	S	1	0	0	0	0	0	0	0	0	0	0	3	5	0.00	0.000

PITCHER	IP	WLS	BF	H	R	ER	SO	BB	IBB	HBP	BLK	WP	HR	S	P	ERA	WHIP

Batter	1	2	3	4	5	6	7	8	9	10	AB	R	H	RBI	BB	SO	LOB
14 Martin Prado, R (1, 7) OBP: 0.308, SLG: 0.383	B FF 92 C FF 92 C SI 92 B FF 93 B SL 82 F FF 91 F FF 91 B CH 83 4-2 22 2B 10 2B BB		C FF 89 F CH 82 F FF 91 S SL 81 0-3 ① K		C FF 88 B SL 80 B CH 83 B FF 87 C FF 86 X FF 88 3-2 ② G6-3		B CU 75 1 SAFE B SI 92 B SI 92 B SI 91 4-0 1-2 22 HR BB		C SI 95 C SI 95 B SL 88 X SI 96 1-2 ③ P3		3	2	0	0	2	1	0
22 Jason Heyward, L (1, 9) OBP: 0.360, SLG: 0.500	1 SAFE 1 SAFE B FF 90 C FF 91 S FF 91 B FF 91 X FF 91 2-2 1-3 10 2B 2B		C SL 79 S SL 80 S FF 91 0-3 ② K		B SL 78 C SL 76 B SI 89 B FF 88 F SI 89 X FF 88 3-2 ③ P4		B SI 93 S SI 92 C CU 76 F CU 76 F SI 94 X CU 76 1-2 1-H 2-H HR			X FF 94 0-0 10 1B 20 FC3-2 1B	5	2	3	3	0	1	0
10 Chipper Jones, S (1, 5) OBP: 0.368, SLG: 0.447	D CH 85 S CH 84 F CH 86 X SL 82 1-2 2-H 3-H 2B		C FF 90 C FF 91 B FF 90 B FF 89 B FF 89 4-2 26 BB BB			B SI 92 C FF 93 C CH 87 B SI 93 F SI 93 B CH 88 B SI 93 4-2 BB	B SI 93 B SI 91 C FF 93 X SI 94 2-1 ③ G6-3			C FF 93 X FF 94 0-1 20 FC3-2 26 BB 13 1B 1-3 1B	3	1	2	2	2	0	0
26 Dan Uggla, R (1, 4) OBP: 0.234, SLG: 0.398	C FF 92 X CH 84 0-1 ① G6-3		D CH 82 F FF 89 B FF 89 C FF 88 B SL 79 B CH 80 4-2 1-2 BB			C SL 86 B SI 94 X SI 94 1-1 ① P3		C SL 80 B FF 91 F FF 90 B SL 80 X SL 79 2-2 HR		B SL 90 B FF 96 B SL 88 B FF 96 4-0 20 FC3-2 13 1B 1-2 BB	3	2	1	1	2	0	2
5 Freddie Freeman, L (1, 3) OBP: 0.349, SLG: 0.431	B SL 81 B SI 93 B FF 92 X FF 91 3-0 ② F7		F SI 90 X SI 91 0-1 ③ G4-3			1 SAFE F SI 93 B SI 93 S SI 92 X SI 93 1-2 ② P5		F SI 86 B SL 82 S SI 87 X SI 86 1-2 ① G5-3		C SI 95 S SL 90 S FF 95 0-3 ① K	5	0	0	0	0	1	7
8 David Ross, R (1, 2) OBP: 0.267, SLG: 0.214 34 Eric O'Flaherty, L (8, 1) 20 Eric Hinske, L (10, PH) OBP: 0.346, SLG: 0.417 39 Jonny Venters, L (10, 1)	C FF 91 D CH 84 B CH 85 F FF 92 S FF 92 2-3 ③ K			X FF 88 0-0 ① G6-3		C SI 93 B SL 85 1 SAFE F SI 95 X SI 94 1-2 ③ G6-3		B SI 88 F SI 87 L CH 80 B SI 87 X SI 87 2-2 ② G1-3		F SI 96 B SI 97 B SL 89 C SL 90 F SI 96 F SI 96 F SI 95 X SL 90 2-2 ② FC3-2 13 1B 16 1B 1-2 2-3 3-Hf	4 0 1 0	0 0 1 0	0 0 0 0	0 0 0 0	0 0 0 0	1 0 0 0	2 0 3 0
13 Nate McLouth, L (1, 8) OBP: 0.333, SLG: 0.325		B FF 90 X FF 89 1-0 ① F7	B FF 88 B FF 88 C FF 88 C FF 89 X SL 80 2-2 ② L4				C CU 75 B CU 75 X FF 91 1-1 ① G4-3	C SI 86 B SI 87 S SL 82 S SL 82 1-3 ③ K		B SL 89 B FF 95 B SL 89 C FF 94 C FF 94 X FF 95 3-2 16 1B 1-2 2-H 3-H 1B	5	0	1	2	0	1	0
23 Brandon Hicks, R (1, 6) 56 Jairo Asencio, R (7, 1) 19 Scott Linebrink, R (7, 1) 16 Brian McCann, L (8, 2) OBP: 0.381, SLG: 0.395		B FF 90 F FF 91 B SL 80 X FF 90 2-1 ② G5-3	S CH 81 B FF 90 X CH 82 1-1 ③ G5-3				B SI 91 B SI 92 B SI 92 C SI 92 B FF 93 4-1 14 BB 22 HR BB		S FF 94 X SI 94 0-1 ① F7	C SI 94 C SI 94 F SI 96 X SL 86 0-2 1-3 2-H 1B	2 0 0 2	1 0 0 0	0 0 0 1	0 0 0 1	1 0 0 0	0 0 0 0	0 0 0 0
37 Brandon Beachy, R (1, 1) 2 Alex Gonzalez, R (7, PH) OBP: 0.250, SLG: 0.393 (7, 6)		B FF 90 B FF 89 C FF 89 C FF 90 C FF 89 2-3 ③ K			B SI 87 F FF 88 B FF 87 C FF 87 2-3 ① K		C SI 92 C CU 76 1 SAFE F SI 93 1 SAFE F CH 88 F SI 93 S CH 88 0-3 ② K		B FF 96 C SL 89 F FF 96 S SL 88 1-3 ② K	B SI 96 F SI 95 F SI 96 X SI 94 1-2 ③ G3	2 3	0 0	0 0	0 0	0 0	2 2	0 3
Inning Stats	R: 2 H: 2 E: 0 LOB: 1 K: 1 BB: 1 S: 16 P: 28	R: 0 H: 0 E: 0 LOB: 0 K: 1 BB: 0 S: 6 P: 11	R: 0 H: 0 E: 0 LOB: 2 K: 2 BB: 2 S: 13 P: 21	R: 0 H: 0 E: 0 LOB: 0 K: 0 BB: 0 S: 6 P: 9	R: 0 H: 0 E: 0 LOB: 0 K: 1 BB: 0 S: 9 P: 17	R: 0 H: 0 E: 0 LOB: 1 K: 0 BB: 1 S: 11 P: 18	R: 3 H: 1 E: 0 LOB: 0 K: 1 BB: 2 S: 16 P: 28	R: 1 H: 1 E: 0 LOB: 0 K: 1 BB: 0 S: 12 P: 18	R: 0 H: 0 E: 0 LOB: 0 K: 1 BB: 0 S: 8 P: 10	R: 3 H: 4 E: 0 LOB: 2 K: 1 BB: 1 S: 22 P: 32	1B: 4 2B: 2 3B: 0 HR: 2	SF: 0 SAC: 0 DP: 0 HBP: 0	WP: 0 PB: 0 SB: 0 CS: 0	PA: 45			

PITCHER		IP	WLS	BF	H	R	ER	SO	BB	IBB	HBP	BLK	WP	HR	S	P	ERA	WHIP
57 Jonathan Sánchez, L ERA: 3.21	(1, 1)	5.0		20	2	2	2	5	3	0	0	0	0	0	50	86	3.60	1.000
59 Guillermo Mota, R ERA: 3.0	(6, 1)	1.0		4	0	0	0	0	1	0	0	0	0	0	11	18	0.00	1.000
41 Jeremy Affeldt, L ERA: 4.82	(7, 1)	1.0		6	1	3	3	1	2	0	0	0	0	1	16	28	27.00	3.000
54 Sergio Romo, R ERA: 1.17	(8, 1)	0.0	B	1	1	1	1	0	0	0	0	0	0	1	3	5	∞	∞
49 Javier López, L ERA: 1.17	(8, 1)	1.0		3	0	0	0	1	0	0	0	0	0	0	9	13	0.00	0.000

PITCHER		IP	WLS	BF	H	R	ER	SO	BB	IBB	HBP	BLK	WP	HR	S	P	ERA	WHIP
38 Brian Wilson, R ERA: 9.82	(9, 1)	1.2		9	3	3	3	2	1	0	0	0	0	0	23	34	16.20	2.400
45 Dan Runzler, L ERA: 5.91	(10, 1)	0.1		2	1	0	0	0	0	0	0	0	0	0	7	8	0.00	3.000

TOP

Atlanta Braves @ San Francisco Giants

AT&T Park, San Francisco, CA

Sun Apr 24 2011, 1:07 PM - 4:30 PM PDT

Att. 42,295 - Partly Cloudy - 59 F

livebaseballscorecards.com

AB	38
R	9
H	8
RBI	9
BB	7
SO	9
LOB	17

Batter	1	2	3	4	5	6	7	8	9	10	AB	R	H	RBI	BB	SO	LOB
33 Aaron Rowand, R (1, 8) OBP: 0.319, SLG: 0.446	C FF 91 B FF 92 B FF 93 X FF 92 2-1 ① F7			B FF 91 X FF 91 1-0 ① F8		S SL 81 B SL 82 X SL 85 1-1 ① G5-3	B FF 94 C SL 81 S SL 83 F FF 94 B SI 93 X SL 84 2-2 2-H 3-H 2B			C SI 95 F SL 85 B SL 84 S FF 94 1-3 ① K	5	0	1	2	0	1	0
21 Freddy Sanchez, R (1, 4) OBP: 0.352, SLG: 0.446	C FF 93 T FF 93 F FF 94 B FF 94 B CU 77 F SL 84 X FF 93 2-2 ② L7			C FF 92 F FF 93 B SL 85 X CU 74 1-2 ② F9		B SL 84 F FF 92 B CU 73 F SL 84 X SL 84 2-2 ② G5-3	C FF 95 B FC 88 B FF 94 F SL 86 X SI 95 2-2 ③ F9			B SI 94 F SI 92 B SI 95 C FF 95 S SL 85 2-3 ② K	5	0	0	0	0	1	1
17 Aubrey Huff, L (1, 3) OBP: 0.273, SLG: 0.350	B FF 94 C FF 93 B CU 74 C CH 83 X CH 84 2-2 ③ P5			C CU 74 S CU 76 X CU 74 0-2 28 HR 2B		C CU 74 C FF 93 B FF 91 T CH 82 1-2 ③ K		F SI 90 F SI 91 F FF 92 F SL 86 F SL 86 F SI 93 B FF 94 F SL 86 X SI 93 1-2 ① G4-3		C FF 94 X SL 86 0-1 1B	5	1	2	0	0	1	0
28 Buster Posey, R (1, 2) OBP: 0.341, SLG: 0.453		C FF 91 T FF 91 B FF 92 B CU 76 B CH 82 C SL 84 3-3 ① K		B FF 93 B FF 93 C FF 93 X CH 82 2-1 2-H HR			B FF 93 X FF 93 1-0 ① F8	X SI 93 0-0 ② G6-3		F SI 95 X SI 94 0-1 ③ F9	5	1	1	2	0	1	1
48 Pablo Sandoval, S (1, 5) OBP: 0.382, SLG: 0.565		B CU 75 B FF 92 S FF 92 B FF 93 X CH 84 3-1 ② F8		C CU 75 B CU 75 B FF 93 C FF 92 B CU 76 C CU 75 3-3 ③ K			C SI 93 F FF 93 F CH 88 X CH 88 0-2 13 1B 5 1B 10 BB 1B	X SI 92 0-0 1B			4	1	2	0	0	1	0
5 Pat Burrell, R (1, 7) OBP: 0.381, SLG: 0.540 54 Sergio Romo, R (8, 1) 49 Javier López, L (8, 1) 7 Mark DeRosa, R (8, PH) OBP: 0.400, SLG: 0.389 38 Brian Wilson, R (9, 1) 45 Dan Runzler, L (10, 1)		C FF 93 C FF 93 B SL 84 B CU 75 B SL 85 F FF 94 T CH 83 3-2 ③ K		F FF 91 F SL 82 F FF 93 X FF 91 0-2 10 G4-3 13 WP 1B			X SI 93 0-0 10 BB 13 1B 12 G3 1-2 1B	B FF 92 C SI 92 B CH 85 F FF 93 1 SAFE B SL 85 X FF 91 3-2 ③ F8			3 0 0 1 0 0	1 0 0 0 0 0	2 0 0 0 0 0	0 0 0 0 0 0	1 0 0 0 0 0	0 0 0 1 0 0	0 0 0 1 0 0
13 Cody Ross, R (1, 9) OBP: 0.200, SLG: 0.200 (8, 7)			B FF 92 B CH 82 X FF 91 2-0 ① P4	S SL 86 C SL 83 B FF 91 F CU 74 F FF 92 F SL 85 S CU 74 1-3 ① K 1-2			X FF 94 0-0 12 G3 10 BB 33 2B 1-2 2-3 1B		F SI 91 B SI 92 F FF 91 X SL 85 1-2 ① F7		4	1	1	0	0	1	1
10 Miguel Tejada, R (1, 6) OBP: 0.241, SLG: 0.315			C FF 92 T FF 93 B CU 76 B FF 93 C FF 93 2-3 ② K	B FF 90 B CH 83 F FF 92 F FF 91 F SL 82 F SL 84 X SL 83 2-2 ② G4-3 2-3			B SL 84 B SL 84 F SI 92 F SI 94 B SI 94 B FF 94 4-2 12 G3 33 2B 1-2 2-3 3-H BB		B SI 92 C FF 93 B FF 93 X FF 91 2-1 ② G6-3		3	1	0	1	1	1	1
57 Jonathan Sánchez, L (1, 1) OBP: 0.100, SLG: 0.200 14 Mike Fontenot, L (5, PH) OBP: 0.261, SLG: 0.450 59 Guillermo Mota, R (6, 1) 41 Jeremy Affeldt, L (7, 1) 12 Nate Schierholtz, L (7, PH) OBP: 0.226, SLG: 0.387 (8, 9)			C FF 93 S FF 94 B FF 93 S FF 93 1-3 ③ K	S SL 84 C FF 92 D FF 90 X CH 80 1-2 ③ L7			F CH 86 X CH 88 0-1 ② G3 1-2 2-3 3-H		B SL 86 F FF 91 C SI 91 F FF 92 X SI 92 1-2 ③ G3-1		1 1 0 0 2	0 0 0 0 0	0 0 0 0 0	0 0 0 0 0	1 0 0 0 1	0 0 0 0 0	0 1 0 0 2
Inning Stats	R: 0 E: 0 K: 0 S: 10 H: 0 LOB: 0 BB: 0 P: 16	R: 0 E: 0 K: 2 S: 9 H: 0 LOB: 0 BB: 0 P: 18	R: 0 E: 0 K: 2 S: 7 H: 0 LOB: 0 BB: 0 P: 12	R: 2 E: 0 K: 1 S: 12 H: 2 LOB: 0 BB: 0 P: 19	R: 0 E: 0 K: 1 S: 18 H: 1 LOB: 1 BB: 0 P: 22	R: 0 E: 0 K: 1 S: 8 H: 0 LOB: 0 BB: 0 P: 12	R: 4 E: 0 K: 0 S: 18 H: 4 LOB: 1 BB: 1 P: 27	R: 0 E: 0 K: 0 S: 13 H: 1 LOB: 1 BB: 0 P: 17	R: 0 E: 0 K: 0 S: 9 H: 0 LOB: 0 BB: 0 P: 13	R: 0 E: 0 K: 2 S: 10 H: 1 LOB: 1 BB: 0 P: 13	1B: 6 2B: 2 3B: 0 HR: 1	SF: 0 SAC: 0 DP: 0 HBP: 0	WP: 1 PB: 0 SB: 0 CS: 0	PA: 40			

PITCHER	IP	WLS	BF	H	R	ER	SO	BB	IBB	HBP	BLK	WP	HR	S	P	ERA	WHIP
37 Brandon Beachy, R (1, 1) ERA: 3.68	6.0		21	3	2	2	7	0	0	0	0	1	1	64	99	3.00	0.500
56 Jairo Asencio, R (7, 1) ERA: 6.35	0.2	B	7	4	4	4	0	1	0	0	0	0	0	15	22	54.00	7.500
19 Scott Linebrink, R (7, 1) ERA: 5.4	0.1		1	0	0	0	0	0	0	0	0	0	0	3	5	0.00	0.000
34 Eric O'Flaherty, L (8, 1) ERA: 0.82	2.0	W	7	1	0	0	0	0	0	0	0	0	0	22	30	0.00	0.500
39 Jonny Venters, L (10, 1) ERA: 0.77	1.0	S	4	1	0	0	2	0	0	0	0	0	0	10	13	0.00	1.000

BOTTOM

Atlanta Braves @ San Francisco Giants

AT&T Park, San Francisco, CA

Sun Apr 24 2011, 1:07 PM - 4:30 PM PDT

Att. 42,295 - Partly Cloudy - 59 F

livebaseballscorecards.com

AB	39
R	6
H	9
RBI	6
BB	1
SO	9
LOB	8

Batter	1	2	3	4	5	6	7	8	9	10	11	12	13	AB	R	H	RBI	BB	SO	LOB
14 Martín Prado, R (1, 7) OBP: 0.291, SLG: 0.360	C SI 88 B FC 87 B SI 89 X SI 89 2-1 F8 ①		B SI 88 B FC 88 C SI 88 X SI 90 2-1 G6-3 ③		D FC 87 C CU 79 B SI 90 B FC 88 F SI 90 S CU 79 3-3 K ③			B FF 92 C SL 85 X FF 92 1-1 F8 ③			C SI 91 C FF 92 B FF 92 B SI 93 F SI 92 C SI 93 2-3 K ②		C CH 84 B FF 92 X CH 85 1-1 F9-3 ②③ 1-1	6	0	0	0	0	2	2
22 Jason Heyward, L (1, 9) OBP: 0.351, SLG: 0.519	X SI 88 0-0 HR			B FF 87 F CU 77 X CU 78 1-1 G4-3 ①		B FF 87 C CU 78 C SI 88 X SI 90 1-2 F8 ①			C CU 83 S CU 81 B CU 84 B FF 93 S FF 93 2-3 K ①		C SL 76 B FF 92 B SI 93 F SL 78 S FF 92 2-3 K ③			5	1	1	1	0	2	0
10 Chipper Jones, S (1, 5) OBP: 0.359, SLG: 0.444 23 Brandon Hicks, R (12, PR) (12, 5)	F FC 86 B CU 78 C CU 76 B SI 89 B CU 78 F FC 88 X SI 90 3-2 G6-3 ②			X FC 86 0-0 G1-3 ②		X CH 82 0-0 G4-3 ②			B CU 80 C FF 93 B CU 83 X CU 80 2-1 G5-3 ②			C CH 85 B CH 87 S SL 83 F SL 86 X SL 85 1-2 16 FC1-5 2B		5	0	1	0	0	0	0
16 Brian McCann, L (1, 2) OBP: 0.360, SLG: 0.370	C FC 86 B CH 83 C SI 89 F CH 83 F CH 83 B SI 90 B SI 90 F CH 84 X SI 90 3-2 G1-3 ③			B SI 88 F CH 83 C SI 90 B CU 78 C SI 90 2-3 K ③		B FC 87 F CU 79 X FC 87 1-1 P5 ③			B FF 93 B FF 93 F CU 82 C SI 94 F SI 94 F SI 93 X FF 94 2-2 G1-3 ③			C SL 84 X SL 84 0-1 FC1-5 26 1B ① 2-3		5	0	0	0	0	1	1
26 Dan Uggla, R (1, 4) OBP: 0.232, SLG: 0.387		C SI 86 B SI 88 B CH 84 B FC 87 X SI 89 3-1 F8 ①			B CH 82 B SI 89 X SI 89 2-0 F9 ①		B SI 92 B SL 86 S SI 90 X SI 91 2-1 F7 ①			B SI 88 F SI 90 B SL 84 X SL 85 2-1 G1-3 ①			B SI 92 C SL 83 C FF 92 X SL 85 1-2 1-2 1B	5	0	1	0	0	0	0
5 Freddie Freeman, L (1, 3) OBP: 0.341, SLG: 0.429		X FF 87 0-0 P4 ②			C CU 77 B CU 79 X SI 89 1-1 2 1B 2B		F SI 92 B SL 87 X SL 88 1-1 G4-3 ②			B SL 83 B SI 88 X SL 84 2-0 G3-1 ②			S SL 85 S SL 85 S SL 85 0-3 K ②	5	1	1	0	0	1	2
2 Alex Gonzalez, R (1, 6) OBP: 0.258, SLG: 0.393		C SI 88 X SI 89 0-1 F9 ③			X SI 89 0-0 13 G1-3 32 1B 1B 2-H		B SI 91 F SI 92 X SI 92 1-1 G5-3 ③			B SI 89 C SI 89 X SI 89 1-1 1B			C SL 84 F FF 92 D SL 85 F FF 92 F SL 86 S SL 85 1-3 K ③	5	1	2	1	0	1	2
13 Nate McLouth, L (1, 8) OBP: 0.326, SLG: 0.317			B SI 88 F FC 85 X CH 83 1-1 G4-3 ①		B FC 88 1 SAFE B FC 88 B CH 83 C SI 89 C FF 89 F CH 85 1 SAFE X CU 78 3-2 G1-3 ② 1-2			C SL 87 F SI 87 F FF 94 B CH 84 S SL 87 1-3 K ①		S SL 84 1 SAFE C SL 85 1 SAFE S SL 86 0-3 K ③			F FF 90 B SL 84 X SL 83 1-1 50 FC1-6 1B	5	0	1	0	0	2	2
32 Derek Lowe, R (1, 1) OBP: 0.222, SLG: 0.125 34 Eric O'Flaherty, L (7, 1) 19 Scott Linebrink, R (7, 1) 20 Eric Hinske, L (8, PH) OBP: 0.333, SLG: 0.400 39 Jonny Venters, L (8, 1) 53 Cory Gearrin, R (9, 1) 7 Brooks Conrad, S (11, PH) OBP: 0.182, SLG: 0.100 50 Cristhian Martinez, R (11, 1)			C SI 88 X CU 78 0-1 G6-3 ②		C SI 90 B FC 88 F FF 85 X FF 90 1-2 1B 2-H			F SL 88 B CH 84 B SL 86 F SL 86 B CU 80 S SL 87 3-3 K ②			C SL 75 B SI 90 X SL 76 1-1 F9 ①		X FF 91 0-0 FC1-6 14 F9-3 ① 1-2f	2 0 0 0 1 0 0 1 1	0 0 0 0 0 0 0 0 0	1 0 0 0 0 0 0 0 0	1 0 0 0 0 0 0 0 0	0 0 0 0 1 0 0 0 0	0 0 0 0 0 0 0 0 1	0 0 0 0 0 0 0 0 0
Inning Stats	R: 1 H: 1 E: 0 LOB: 0 K: 0 BB: 0 S: 13 P: 21	R: 0 H: 0 E: 0 LOB: 0 K: 0 BB: 0 S: 5 P: 8	R: 0 H: 0 E: 0 LOB: 0 K: 0 BB: 0 S: 6 P: 9	R: 0 H: 0 E: 0 LOB: 0 K: 1 BB: 0 S: 6 P: 9	R: 2 H: 3 E: 0 LOB: 1 K: 1 BB: 0 S: 14 P: 24	R: 0 H: 0 E: 0 LOB: 0 K: 0 BB: 0 S: 6 P: 8	R: 0 H: 0 E: 0 LOB: 0 K: 0 BB: 0 S: 6 P: 10	R: 0 H: 0 E: 0 LOB: 0 K: 2 BB: 0 S: 9 P: 14	R: 0 H: 0 E: 0 LOB: 0 K: 1 BB: 0 S: 10 P: 16	R: 0 H: 1 E: 0 LOB: 1 K: 1 BB: 0 S: 8 P: 13	R: 0 H: 0 E: 0 LOB: 0 K: 2 BB: 0 S: 9 P: 14	R: 0 H: 2 E: 0 LOB: 2 K: 2 BB: 0 S: 17 P: 20	R: 0 H: 1 E: 0 LOB: 0 K: 0 BB: 0 S: 5 P: 7	1B: 5 SF: 0 2B: 3 SAC: 0 3B: 0 DP: 1 HR: 1 HBP: 0		WP: 0 PA: 46 PB: 0 SB: 0 CS: 0				

PITCHER		IP	WLS	BF	H	R	ER	SO	BB	IBB	HBP	BLK	WP	HR	S	P	ERA	WHIP
26 Dustin Moseley, R ERA: 1.99	(1, 1)	6.0		22	4	3	3	2	0	0	0	0	0	1	50	79	4.50	0.667
50 Chad Qualls, R ERA: 3.65	(7, 1)	1.0		3	0	0	0	0	0	0	0	0	0	0	6	10	0.00	0.000
37 Mike Adams, R ERA: 0.75	(8, 1)	1.0		3	0	0	0	2	0	0	0	0	0	0	9	14	0.00	0.000
21 Heath Bell, R ERA: 0.9	(9, 1)	1.0		3	0	0	0	1	0	0	0	0	0	0	10	16	0.00	0.000
57 Luke Gregerson, R ERA: 1.59	(10, 1)	1.0		4	1	0	0	1	0	0	0	0	0	0	8	13	0.00	1.000

PITCHER		IP	WLS	BF	H	R	ER	SO	BB	IBB	HBP	BLK	WP	HR	S	P	ERA	WHIP
39 Ernesto Frieri, R ERA: 1.35	(11, 1)	1.0		3	0	0	0	2	0	0	0	0	0	0	9	14	0.00	0.000
52 Cory Luebke, L ERA: 6.0	(12, 1)	2.0	W	8	3	0	0	2	0	0	0	0	0	0	22	27	0.00	1.500

TOP

Atlanta Braves @ San Diego Padres

PETCO Park, San Diego, CA

Mon Apr 25 2011, 10:06 PM - 1:41 AM EDT

Att. 18,288 - Clear - 64 F

livebaseballscorecards.com

AB	46
R	3
H	8
RBI	3
BB	0
SO	10
LOB	10

Batter	1	2	3	4	5	6	7	8	9	10	11	12	13	AB	R	H	RBI	BB	SO	LOB
24 Cameron Maybin, R (1, 8) OBP: 0.337, SLG: 0.457	E5	BB		FC6-4			SH2-3		K			F7		4	1	0	0	2	1	1
8 Jason Bartlett, R (1, 6) OBP: 0.301, SLG: 0.267		F8	K				SH2-3		G6-3			F8		5	0	1	0	0	1	2
7 Chase Headley, S (1, 5) OBP: 0.337, SLG: 0.333	G3-1		K		F8		K			G4-3			L4	6	0	0	0	0	2	3
4 Nick Hundley, R (1, 2) OBP: 0.361, SLG: 0.500	K		K		G4-3		2B			K			BB	5	1	1	1	1	3	2
47 Ryan Ludwick, R (1, 7) OBP: 0.290, SLG: 0.378	K		HR			G2-3	F7			G1-3			HR	6	2	2	3	0	1	3
1 Orlando Hudson, S (1, 4) OBP: 0.352, SLG: 0.270		2B	F7				BB		E1		L3			4	1	1	0	1	0	0
11 Brad Hawpe, L (1, 3) OBP: 0.167, SLG: 0.161		2B		1B			F8		G4-6-3		F7			5	0	2	0	0	0	2
52 Cory Luebke, R (12, 1)														0	0	0	0	0	0	0
25 Will Venable, L (1, 9) OBP: 0.289, SLG: 0.188	G3		K				BB		K		F8			2	0	0	1	1	1	2
13 Chris Denorfia, R (8, PH) OBP: 0.375, SLG: 0.500 (9, 9)									G6-3			G4-3		2	0	0	0	0	1	0
26 Dustin Moseley, R (1, 1) 9 Eric Patterson, L (8, PH) 50 Chad Qualls, R (7, 1) 37 Mike Adams, R (8, 1) 21 Heath Bell, R (9, 1) 3 Jorge Cantu, R (8, PH) 67 Luke Gregerson, L (10, 1) 39 Ernesto Frieri, R (11, 1) 14 Alberto Gonzalez, R (10, 2)														2 1 0 0 0 1 0 0 1	0 0 0 0 0 0 0 0 0	0 0 0 0 0 0 0 0 0	0 0 0 0 0 0 0 0 0	0 0 0 0 0 0 0 0 0	2 0 0 0 0 0 0 0 0	2 2 0 0 0 0 0 0 0
Inning Stats	R: 0 E: 1 K: 2 S: 12 H: 1 LOB: 2 BB: 0 P: 16	R: 1 E: 0 K: 1 S: 10 H: 2 LOB: 2 BB: 1 P: 20	R: 1 E: 0 K: 2 S: 12 H: 1 LOB: 0 BB: 0 P: 21	R: 0 E: 0 K: 2 S: 13 H: 1 LOB: 1 BB: 0 P: 17	R: 0 E: 0 K: 1 S: 7 H: 0 LOB: 0 BB: 0 P: 12	R: 0 E: 0 K: 0 S: 9 H: 0 LOB: 2 BB: 2 P: 21	R: 1 E: 0 K: 1 S: 7 H: 1 LOB: 1 BB: 1 P: 15	R: 0 E: 1 K: 1 S: 6 H: 0 LOB: 0 BB: 0 P: 9	R: 0 E: 0 K: 1 S: 11 H: 0 LOB: 0 BB: 0 P: 18	R: 0 E: 0 K: 1 S: 6 H: 0 LOB: 0 BB: 0 P: 8	R: 0 E: 0 K: 0 S: 6 H: 0 LOB: 0 BB: 0 P: 9	R: 0 E: 0 K: 0 S: 8 H: 0 LOB: 0 BB: 0 P: 10	R: 2 E: 0 K: 0 S: 11 H: 1 LOB: 0 BB: 1 P: 18	1B: 3 2B: 2 3B: 0 HR: 2	SF: 0 SAC: 1 DP: 1 HBP: 0	WP: 0 PB: 0 SB: 1 CS: 0	PA: 50

PITCHER		IP	WLS	BF	H	R	ER	SO	BB	IBB	HBP	BLK	WP	HR	S	P	ERA	WHIP
32 Derek Lowe, R ERA: 3.21	(1, 1)	6.0		27	5	2	2	8	3	0	0	0	0	1	63	107	3.00	1.333
34 Eric O'Flaherty, L ERA: 1.54	(7, 1)	0.2	H	3	0	1	1	1	1	0	0	0	0	0	5	10	13.50	1.500
19 Scott Linebrink, R ERA: 5.19	(7, 1)	0.1	B	2	1	0	0	0	0	0	0	0	0	0	2	5	0.00	3.000
39 Jonny Venters, L ERA: 0.71	(8, 1)	1.0		3	0	0	0	1	0	0	0	0	0	0	6	9	0.00	0.000
53 Cory Gearrin, R ERA:	(9, 1)	2.0		6	0	0	0	2	0	0	0	0	0	0	17	26	0.00	0.000

PITCHER		IP	WLS	BF	H	R	ER	SO	BB	IBB	HBP	BLK	WP	HR	S	P	ERA	WHIP
50 Cristhian Martinez, R ERA: 4.5	(11, 1)	2.1	L	9	1	2	2	0	1	0	0	0	0	1	25	37	7.71	0.857

BOTTOM

Atlanta Braves @ San Diego Padres

PETCO Park, San Diego, CA

Mon Apr 25 2011, 10:06 PM - 1:41 AM EDT

Att. 18,288 - Clear - 64 F

livebaseballscorecards.com

AB	44
R	5
H	7
RBI	5
BB	5
SO	12
LOB	19

Batter	1	2	3	4	5	6	7	8	9	AB	R	H	RBI	BB	SO	LOB
14 Martín Prado, R (1, 7) OBP: 0.287, SLG: 0.352	B FF 89 F SI 90 X FF 90 1-1 ① F9		C CU 75 X SL 80 0-1 ① G6-3		C SL 82 B SL 81 X SL 80 1-1 1B	C FF 89 F SI 89 B CU 77 X FF 90 1-2 ③ G6-3			C FF 90 X SI 91 0-1 ① F8	5	0	1	0	0	0	0
22 Jason Heyward, L (1, 9) OBP: 0.354, SLG: 0.506	C CU 74 B SI 91 S SI 90 F SI 91 B SL 83 B FF 91 B SL 83 4-2 10 HR BB		B CH 84 C FF 89 B CU 77 B CU 76 S FF 90 X FF 91 3-2 ② G3		B SI 91 1 SAFE 1 SAFE F SI 90 X CU 76 1-1 ③ F7		C FF 88 X CU 70 0-1 10 G6-4-3 1B		F FF 90 B SI 92 F SI 92 C SI 92 1-3 ② K	4	1	1	0	1	1	1
10 Chipper Jones, S (1, 5) OBP: 0.361, SLG: 0.477 23 Brandon Hicks, R (9, 5)	B SI 92 1 SAFE X SI 90 1-0 1-H HR		C SL 81 B SL 80 X FF 90 1-1 ③ F8			S SL 81 B CU 72 X SL 81 1-1 5 BB 26 BB 2 1B 1B	X FF 89 0-0 ① ② G6-4-3 1-2f		C SL 75 F FF 91 C FF 91 0-3 ③ K	5 0	2 0	2 0	2 0	0 0	1 0	1 0
26 Dan Uggla, R (1, 4) OBP: 0.243, SLG: 0.385	B FF 90 B CH 83 C FF 90 C SI 90 X SI 91 2-2 ② G4-3			S SL 81 S SL 81 X SL 81 0-2 ① G4-3		F FF 90 F CH 83 B SI 92 B SL 82 F SL 80 B SI 92 B SL 83 4-2 5 BB 2 1B 1-2 BB	F FF 89 S CU 70 X CU 71 0-2 1B			3	1	1	0	1	0	0
5 Freddie Freeman, L (1, 3) OBP: 0.337, SLG: 0.413	B CH 84 S SL 81 F SI 91 F SL 83 C FF 90 1-3 ③ K			S CU 76 X SL 81 0-1 ② L6		B CH 83 B SI 91 D SL 82 B SI 90 4-0 2 1B 8 HR 1-2 2-3 BB	C FF 89 B FF 89 S CU 70 X FF 89 1-2 ③ G4-3			3	1	0	0	1	1	1
2 Alex Gonzalez, R (1, 6) OBP: 0.278, SLG: 0.413		X SL 80 0-0 ① P5		C FF 90 B SL 80 X SL 81 1-1 2B		C FF 91 D SL 84 B FF 92 B SI 92 S CH 83 F CH 84 X SL 84 3-2 8 HR 1-2 2-H 3-H 1B		B CU 70 B FF 88 F FF 88 C CU 70 B FF 88 B FF 88 4-2 8 FC3-6 BB		3	1	2	2	1	0	0
13 Nate McLouth, L (1, 8) OBP: 0.313, SLG: 0.302		C SI 88 X CH 83 0-1 ② G3-1		F SL 80 X SL 81 0-1 ③ G3		C SI 90 F SL 82 T FF 90 0-2 ① K		X FF 88 0-0 ① F9		4	0	0	0	0	1	4
8 David Ross, R (1, 2) OBP: 0.316, SLG: 0.611		B FF 88 B CH 84 X SI 90 2-0 HR			L FF 87 X SL 82 0-1 ① P6	B CH 81 B CH 81 F SL 82 C FF 91 B FF 91 X CH 84 3-2 1-H 2-H HR		C FF 88 C FF 88 X FF 88 0-2 ② FC3-6 1-2f		4	2	2	4	0	0	1
49 Jair Jurrjens, R (1, 1)		C FF 88 C FF 89 X SL 82 0-2 ③ G6-3			B CH 85 C FF 86 B SL 82 F FF 87 F SL 82 B FF 89 F SI 88 X FF 87 3-2 ② P3	X FF 87 0-0 ② P6		C FF 88 B FF 88 B CU 71 X FF 87 2-1 ③ F9		4	0	0	0	0	0	1
Inning Stats	R: 2 E: 0 K: 1 S: 13 H: 1 LOB: 0 BB: 1 P: 22	R: 1 E: 0 K: 0 S: 7 H: 1 LOB: 0 BB: 0 P: 9	R: 0 E: 0 K: 0 S: 7 H: 0 LOB: 0 BB: 0 P: 11	R: 0 E: 0 K: 0 S: 9 H: 1 LOB: 1 BB: 0 P: 10	R: 0 E: 0 K: 0 S: 11 H: 1 LOB: 1 BB: 0 P: 16	R: 5 E: 0 K: 1 S: 19 H: 3 LOB: 0 BB: 2 P: 35	R: 0 E: 0 K: 0 S: 9 H: 2 LOB: 1 BB: 0 P: 10	R: 0 E: 0 K: 0 S: 8 H: 0 LOB: 1 BB: 1 P: 14	R: 0 E: 0 K: 2 S: 8 H: 0 LOB: 0 BB: 0 P: 9	1B: 5 2B: 1 3B: 0 HR: 3 SF: 0 SAC: 0 DP: 1 HBP: 0						

PITCHER		IP	WLS	BF	H	R	ER	SO	BB	IBB	HBP	BLK	WP	HR	S	P	ERA	WHIP
41 Aaron Harang, R ERA: 3.9	(1, 1)	6.0	L	28	7	8	8	2	3	0	0	0	0	3	66	103	12.00	1.667
55 Evan Scribner, R ERA:	(7, 1)	2.0		8	2	0	0	0	1	0	0	0	0	0	17	24	0.00	1.500
39 Ernesto Frieri, R ERA: 1.26	(9, 1)	1.0		3	0	0	0	2	0	0	0	0	0	0	8	9	0.00	0.000

PITCHER	IP	WLS	BF	H	R	ER	SO	BB	IBB	HBP	BLK	WP	HR	S	P	ERA	WHIP

TOP

Atlanta Braves @ San Diego Padres

PETCO Park, San Diego, CA

Tue Apr 26 2011, 10:07 PM - 12:30 AM EDT

Att. 20,492 - Clear - 65 F

livebaseballscorecards.com

AB	35
R	8
H	9
RBI	8
BB	4
SO	4
LOB	9

WP: 0	PA: 39		
PB: 0			
SB: 0			
CS: 0			

Atlanta Braves @ San Diego Padres

PETCO Park, San Diego, CA

Tue Apr 26 2011, 10:07 PM - 12:30 AM EDT

Att. 20,492 - Clear - 65 F

livebaseballscorecards.com

Batter	1	2	3	4	5	6	7	8	9	AB	R	H	RBI	BB	SO	LOB
24 Cameron Maybin, R (1, 8) OBP: 0.330, SLG: 0.442	C FF 88 X FF 89 0-1 ① F8		C FF 90 C SL 81 F SL 80 X SI 92 0-2 1B		C CH 82 X SL 79 0-1 ③ G6-3		F FF 92 S SL 82 X SL 81 0-2 ② G6-3 1-2 2-3		X SL 82 0-0 ③ G1-3	5	0	1	0	0	0	2
25 Will Venable, L (1, 9) OBP: 0.288, SLG: 0.191	B FF 90 F FF 88 X FC 89 1-1 47 G6-4-3 1B		1 SAFE B CH 83 1 SAFE F CH 83 S FC 90 S FF 91 1-3 ③ K			B CH 81 B SI 87 F FC 88 X FF 89 2-1 ① F9	B SI 90 F FF 90 S FF 91 F FF 90 S CH 84 1-3 ③ K			4	0	1	0	0	2	3
47 Ryan Ludwick, R (1, 7) OBP: 0.299, SLG: 0.407	X SI 91 0-0 ② ③ G6-4-3 1-2f			F FF 90 F FF 88 X CH 83 0-2 ① G1-3		B FF 90 B SI 89 B FF 90 C FF 90 X FF 89 3-1 2B		S SL 80 X SI 89 0-1 2B		4	0	2	0	0	0	1
4 Nick Hundley, R (1, 2) OBP: 0.356, SLG: 0.481		C FF 88 X SL 79 0-1 ① F7		B FC 90 X CH 83 1-0 ② G5-3		B FF 90 D SI 89 F SI 90 B CH 85 S FF 92 F FF 92 F FF 92 F CH 86 B SI 92 4-2 BB		X SL 79 0-0 ① G6-3		3	0	0	0	1	0	1
3 Jorge Cantu, R (1, 5) OBP: 0.212, SLG: 0.230		X SI 90 0-0 1 E 1B		B FF 90 C FF 89 F CH 83 X FF 92 1-2 1 3B 1B		X SI 92 0-0 ② F8		C SL 80 D SL 81 X CH 84 1-1 ② L5		4	1	2	0	0	0	3
1 Orlando Hudson, S (1, 4) OBP: 0.351, SLG: 0.299 55 Evan Scribner, R (7, 1) 32 Rob Johnson, R (8, PH) OBP: 0.400, SLG: 0.421 39 Ernesto Frieri, R (9, 1)		X SI 88 0-0 FC6 11 G4-3-6 1-2		C SI 89 S SI 90 B CH 83 1 SAFE X CH 83 1-2 1-H 3B		X CH 84 0-0 ③ P6		B SL 78 C SL 79 S SL 79 B FF 91 F FF 91 B FF 91 F CH 85 S SL 80 3-3 ③ K		3 0 1 0	0 0 0 0	1 0 0 0	1 0 0 0	0 0 1 0	0 0 0 0	3 0 1 0
11 Brad Hawpe, L (1, 3) OBP: 0.188, SLG: 0.186		X FF 91 0-0 ② ③ G4-3-6 1-2f		B CH 83 X CH 84 1-0 ③ G6-3			C CH 83 B FF 89 C FF 88 B SL 79 B CH 84 F CH 83 B SI 91 4-2 24 G6-3 9 1B BB		X SL 78 0-0 14 G4-3 9 G4-3 2B	3	1	1	0	1	0	3
14 Alberto Gonzalez, R (1, 6) OBP: 0.250, SLG: 0.286			C FF 90 B SL 78 B SL 78 X SI 90 2-1 ① G1-3		B SL 80 X FF 88 1-0 ① F8		C SL 80 C SL 80 F FF 91 B SI 92 T FF 91 1-2 ① K		C SL 80 F FF 91 X SL 80 0-2 ① G4-3 2-3	4	0	0	0	0	1	2
41 Aaron Harang, R (1, 1) OBP: 0.111, SLG: 0.222 9 Eric Patterson, L (7, 4) OBP: 0.160, SLG: 0.136			S FF 90 B SI 90 X FF 90 1-1 ② F8		X FF 90 0-0 ② G2-3		C FF 89 B CH 84 X SI 86 1-1 24 G6-3 1-2 1B		B CH 85 B FF 90 S FF 89 B FF 89 F FC 88 X CH 84 3-2 ② G4-3 3-H	2 2	0 0	0 1	0 1	0 0	0 0	0 0
Inning Stats	R: 0 H: 1 E: 0 LOB: 0 K: 0 BB: 0 S: 5 P: 6	R: 0 H: 1 E: 1 LOB: 1 K: 0 BB: 0 S: 5 P: 5	R: 0 H: 1 E: 0 LOB: 1 K: 1 BB: 0 S: 11 P: 15	R: 1 H: 2 E: 0 LOB: 1 K: 0 BB: 0 S: 11 P: 15	R: 0 H: 0 E: 0 LOB: 0 K: 0 BB: 0 S: 4 P: 5	R: 0 H: 1 E: 0 LOB: 2 K: 0 BB: 1 S: 11 P: 20	R: 0 H: 1 E: 0 LOB: 2 K: 2 BB: 1 S: 16 P: 23	R: 0 H: 1 E: 0 LOB: 1 K: 1 BB: 0 S: 10 P: 14	R: 1 H: 1 E: 0 LOB: 0 K: 0 BB: 0 S: 8 P: 11	1B: 5 2B: 3 3B: 1 HR: 0	SF: 0 SAC: 0 DP: 2 HBP: 0						

AB	35
R	2
H	9
RBI	2
BB	2
SO	4
LOB	19

WP: 0 PB: 0 SB: 0 CS: 0 PA: 37

PITCHER	IP	WLS	BF	H	R	ER	SO	BB	IBB	HBP	BLK	WP	HR	S	P	ERA	WHIP
49 Jair Jurrjens, R (1, 1) ERA: 1.23	9.0	W	37	9	2	2	4	2	0	0	0	0	0	81	114	2.00	1.222

PITCHER	IP	WLS	BF	H	R	ER	SO	BB	IBB	HBP	BLK	WP	HR	S	P	ERA	WHIP

Atlanta Braves @ San Diego Padres

PETCO Park, San Diego, CA

Wed Apr 27 2011, 3:35 PM - 6:09 PM EDT

Att. 20,026 - Sunny - 74 F

TOP

livebaseballscorecards.com

Batter	1	2	3	4	5	6	7	8	9	AB	R	H	RBI	BB	SO	LOB
14 Martín Prado, R (1, 7) OBP: 0.292, SLG: 0.364	B FC 92 X SI 90 1-0 22 F9 10 G6-3 2B	C CU 75 X FC 94 0-1 E3 22 1B 10 3B 2-H 3-H		C FC 91 B SL 84 X FC 91 1-1 ② F9			B CU 73 X FF 88 1-0 22 PB 1B		C FF 89 F CU 69 S FF 90 0-3 ② K	5	2	2	0	0	1	1
22 Jason Heyward, L (1, 9) OBP: 0.356, SLG: 0.500	C CU 75 S CH 84 B SI 92 X SI 92 1-2 ① F9 2-3	B CU 76 B SI 92 F FC 92 C CU 77 X CH 84 2-2 10 3B 2-3 1B		C CU 75 B CH 82 F SI 90 B SL 82 B SL 84 X CU 77 3-2 ③ G3			B SI 88 C SL 81 B FF 90 C SL 80 F SL 81 S SL 83 2-3 ① K 1-2		B FF 90 D CU 70 X FF 89 2-0 2-H 1B	5	1	2	1	0	1	2
10 Chipper Jones, S (1, 5) OBP: 0.356, SLG: 0.489 23 Brandon Hicks, R (9, PH) (9, 5)	X CH 84 0-0 ② G6-3 3-H	C CU 76 D SL 84 B FF 92 X CH 83 2-1 16 2B 1-H 3-H 3B			X SI 89 0-0 ① G3		F FF 90 B SL 83 B CH 83 X SI 90 2-1 ② F9		B FF 89 C CU 69 S CU 71 C FF 89 1-3 ③ K	4 1	1 0	1 0	3 0	0 0	0 1	1 1
16 Brian McCann, L (1, 2) OBP: 0.376, SLG: 0.393	C FF 93 B CU 78 B CH 84 B CH 85 C FF 94 B SI 92 4-2 BB	C FF 91 B SI 91 X SI 92 1-1 3-H 2B			B SI 89 B SI 90 S FF 90 F FF 90 B SL 82 X FF 90 3-2 1B		C SL 82 B SI 91 B FF 91 S SL 83 X SL 85 2-2 ③ G1-3			3	0	2	1	1	0	1
26 Dan Uggla, R (1, 4) OBP: 0.234, SLG: 0.370	C FF 92 B SL 83 B FF 93 C SI 92 X SI 95 2-2 F9	C CU 78 B SL 87 C FF 92 D SL 83 S FC 94 2-3 ③ K			S CU 75 B FC 92 C SI 90 S CH 81 1-3 ② K			X SI 89 0-0 ① F9		4	0	0	0	0	2	3
5 Freddie Freeman, L (1, 3) OBP: 0.333, SLG: 0.417		B CU 76 B CH 83 X SI 90 2-0 13 1B 14 E 2B	C FF 91 C SI 90 B CU 78 B CH 86 S SL 85 X CU 76 2-3 ① K		C CU 78 F SI 92 B SI 91 B SL 83 F SL 81 B CU 76 X CU 74 3-2 ③ G4-3			B SI 90 S SL 82 X CH 76 1-1 ② G3		4	1	1	0	0	1	1
2 Alex Gonzalez, R (1, 6) OBP: 0.267, SLG: 0.396		C SI 92 F FF 92 X FC 92 0-2 ① P3 0-0 ② G5-3				B FF 89 B FF 89 X FF 89 2-0 ① P4		B SL 84 B SI 89 C SL 84 S SL 84 X SL 86 2-2 ③ F7		4	0	0	0	0	0	1
13 Nate McLouth, L (1, 8) OBP: 0.320, SLG: 0.322		C FF 91 F FF 91 D SL 83 B CH 83 X CH 80 2-2 14 E 2-3 1B	B FF 92 C FC 91 B CU 76 S SI 91 C SI 92 2-3 ③ K			B CU 75 X FF 90 1-0 ② F8			B FF 89 X FF 89 1-0 22 1B 2B	4	2	2	0	0	1	0
48 Tommy Hanson, R (1, 1) 53 Cory Gearrin, R (8, 1) 7 Brooks Conrad, S (9, PH) OBP: 0.167, SLG: 0.091 46 Craig Kimbrel, R (9, 1)		B CU 74 F FC 93 C CU 76 S CU 78 1-3 ② K		C FF 91 S SL 84 B FF 92 X SL 81 1-2 ① P3		C FF 90 T FF 90 B SL 83 B SI 91 S FF 90 2-3 ③ K			F FF 88 B FF 88 D CU 70 C FF 88 C CU 69 2-3 ① K	3 0 1 0	0 0 0 0	0 0 0 0	0 0 0 0	0 0 0 0	2 0 1 0	2 0 1 0

Inning Stats										
	R: 1	H: 1	R: 5	H: 5	R: 0	H: 0	R: 0	H: 0	R: 0	H: 1
	E: 0	LOB: 1	E: 1	LOB: 1	E: 0	LOB: 0	E: 0	LOB: 0	E: 0	LOB: 1
	K: 0	BB: 1	K: 2	BB: 0	K: 2	BB: 0	K: 0	BB: 0	K: 1	BB: 0
	S: 10	P: 18	S: 22	P: 34	S: 7	P: 11	S: 8	P: 13	S: 11	P: 18
	R: 0	H: 0	R: 1	H: 1	R: 0	H: 0	R: 0	H: 2		
	E: 0	LOB: 0	E: 0	LOB: 1	E: 0	LOB: 0	E: 0	LOB: 1		
	K: 1	BB: 0	K: 0	BB: 0	K: 0	BB: 0	K: 3	BB: 0		
	S: 5	P: 10	S: 10	P: 17	S: 6	P: 9	S: 11	P: 17		

	AB	38
	R	7
	H	10
	RBI	5
	BB	1
	SO	10
	LOB	14

	1B: 5	SF: 0	WP: 0	PA: 39
	2B: 4	SAC: 0	PB: 1	
	3B: 1	DP: 0	SB: 0	
	HR: 0	HBP: 0	CS: 0	

PITCHER		IP	WLS	BF	H	R	ER	SO	BB	IBB	HBP	BLK	WP	HR	S	P	ERA	WHIP
38 Mat Latos, R ERA: 4.98	(1, 1)	5.0	L	24	7	6	1	5	1	0	0	0	0	0	58	94	1.80	1.600
52 Cory Luebke, L ERA: 5.14	(6, 1)	2.0		7	1	0	0	2	0	0	0	0	0	0	15	27	0.00	0.500
57 Luke Gregerson, R ERA: 1.46	(8, 1)	1.0		3	0	0	0	0	0	0	0	0	0	0	6	9	0.00	0.000
55 Evan Scribner, R ERA: 3.0	(9, 1)	1.0		5	2	1	1	3	0	0	0	0	0	0	11	17	9.00	2.000

PITCHER	IP	WLS	BF	H	R	ER	SO	BB	IBB	HBP	BLK	WP	HR	S	P	ERA	WHIP

Batter	1	2	3	4	5	6	7	8	9	AB	R	H	RBI	BB	SO	LOB
24 Cameron Maybin, R (1, 8) OBP: 0.317, SLG: 0.422	C FF 89 F FF 90 B FF 90 X CU 74 1-2 ① G5-3	C FF 92 B CH 84 F CH 84 X FF 93 1-2 ② G5-3	C SI 87 B SI 89 S SL 80 B CH 80 B SI 88 C SI 89 3-3 ② K							4	0	0	0	0	1	0
8 Jason Bartlett, R (1, 6) OBP: 0.299, SLG: 0.256	B FF 91 S SL 83 B FF 92 B FF 92 B FF 92 4-1 3 1B BB	B SL 84 B CH 81 S FF 94 S FF 93 S FF 93 2-3 ③ K				C SL 84 X CH 81 0-1 ② F7		C SI 89 X CH 80 0-1 ③ G6-3		3	0	0	0	1	1	0
47 Ryan Ludwick, R (1, 7) OBP: 0.297, SLG: 0.393	X FF 91 0-0 ② P4			C FF 91 B FF 90 B FF 91 F CH 82 B FF 93 S FF 92 3-3 ① K		B CH 82 X CH 81 1-0 ③ G6-3			B FF 93 F FF 93 B FF 94 B FF 94 B FF 93 4-1 11 G4-6-3 BB	3	0	0	0	1	1	1
3 Jorge Cantu, R (1, 5) OBP: 0.214, SLG: 0.231	P PO 76 C FF 92 1 SAFE 1 SAFE X FF 91 1-1 11 FC4-6 1B 1-2			B SL 84 C CH 82 S SL 85 F CU 76 B FF 92 B CH 85 S SL 83 3-3 ② K			X FF 91 0-0 ① F9		B FF 94 C FF 94 C FF 93 F FF 95 X KC 86 1-2 ① L4	4	0	1	0	0	1	1
11 Brad Hawpe, L (1, 3) OBP: 0.191, SLG: 0.190	D CU 75 C FF 92 X SL 84 1-1 ③ FC4-6 1-2f			C SL 82 T SL 82 F CU 76 F FF 92 T FF 92 0-2 ③ K			F FF 90 C FF 90 B FF 91 F SL 82 B FF 92 F FF 93 X SL 82 2-2 25 1B 1B		C FF 94 B FF 94 X FF 93 1-1 ②③ G4-6-3 1-2f	4	0	1	0	0	1	3
1 Orlando Hudson, S (1, 4) OBP: 0.351, SLG: 0.300		B FF 91 C CH 80 S SL 83 X FF 92 1-2 ① G4-3			F FF 90 B FF 90 X FF 91 1-1 25 FC6-4 1B		F FF 91 B FF 90 C SL 83 S CU 74 1-3 ② K			3	0	1	0	0	1	1
25 Will Venable, L (1, 9) OBP: 0.289, SLG: 0.197		X FF 92 0-0 ② F8			B FF 91 B SL 83 C SL 82 X SL 82 2-1 ① FC6-4 32 S 1-2f		B SL 80 B FF 91 F SL 81 S FF 92 D CU 75 X FF 92 3-2 32 S 1B 1-3			3	0	1	0	0	0	1
32 Rob Johnson, R (1, 2) OBP: 0.348, SLG: 0.364		C FF 92 B SL 85 B SL 84 B FF 92 F FF 92 F FF 94 S SL 84 3-3 ③ K			S FF 91 C FF 92 B SL 82 C CU 74 1-3 ② K 1-2		B FF 92 C CH 82 S SL 80 D SL 82 F FF 93 B SL 83 S FF 93 3-3 ③ K 1-2			3	0	0	0	0	3	3
38 Mat Latos, R (1, 1) 9 Eric Patterson, L (5, PH) OBP: 0.154, SLG: 0.130 52 Cory Luebke, R (6, 1) 57 Luke Gregerson, L (8, 1) 7 Chase Headley, S (8, PH) OBP: 0.333, SLG: 0.329 55 Evan Scribner, R (9, 1)			C FF 91 S FF 91 S SL 84 0-3 ① K		S FF 91 C FF 92 D CU 74 D CU 75 F FF 92 C FF 93 2-3 ③ K			X SI 88 0-0 ① G4-3		1 1 0 0 1 0	0 0 0 0 0 0	0 0 0 0 0 0	0 0 0 0 0 0	1 1 0 0 0 0	0 1 0 0 0 0	0 1 0 0 0 0
Inning Stats	R: 0 E: 0 K: 0 S: 10 H: 1 LOB: 2 BB: 1 P: 16	R: 0 E: 0 K: 1 S: 8 H: 0 LOB: 0 BB: 0 P: 12	R: 0 E: 0 K: 2 S: 9 H: 0 LOB: 0 BB: 0 P: 12	R: 0 E: 0 K: 3 S: 12 H: 0 LOB: 0 BB: 0 P: 18	R: 0 E: 0 K: 2 S: 11 H: 1 LOB: 1 BB: 0 P: 17	R: 0 E: 0 K: 0 S: 9 H: 0 LOB: 0 BB: 0 P: 13	R: 0 E: 0 K: 2 S: 16 H: 2 LOB: 2 BB: 0 P: 25	R: 0 E: 0 K: 1 S: 6 H: 0 LOB: 0 BB: 0 P: 9	R: 0 E: 0 K: 0 S: 7 H: 0 LOB: 0 BB: 1 P: 13	1B: 4 2B: 0 3B: 0 HR: 0	SF: 0 SAC: 0 DP: 1 HBP: 0					

PITCHER		IP	WLS	BF	H	R	ER	SO	BB	IBB	HBP	BLK	WP	HR	S	P	ERA	WHIP
48 Tommy Hanson, R ERA: 2.57	(1, 1)	7.0	W	26	4	0	0	10	1	0	0	0	0	0	75	113	0.00	0.714
53 Cory Gearrin, R ERA:	(8, 1)	1.0		3	0	0	0	1	0	0	0	0	0	0	6	9	0.00	0.000
46 Craig Kimbrel, R ERA: 0.87	(9, 1)	1.0		3	0	0	0	0	1	0	0	0	0	0	7	13	0.00	1.000

PITCHER	IP	WLS	BF	H	R	ER	SO	BB	IBB	HBP	BLK	WP	HR	S	P	ERA	WHIP

BOTTOM

Atlanta Braves @ San Diego Padres

PETCO Park, San Diego, CA

Wed Apr 27 2011, 3:35 PM - 6:09 PM EDT

Att. 20,026 - Sunny - 74 F

livebaseballscorecards.com

AB	30
R	0
H	4
RBI	0
BB	2
SO	11
LOB	11

St. Louis Cardinals @ Atlanta Braves

Turner Field, Atlanta, GA

Fri Apr 29 2011, 7:36 PM - 11:05 PM EDT

Att. 40,279 - Clear - 72 F

TOP

livebaseballscorecards.com

Batter	1	2	3	4	5	6	7	8	9	10	11	AB	R	H	RBI	BB	SO	LOB
8 Nick Punto, S (1, 4) OBP: 0.310, SLG: 0.320	C FF 90 B SI 92 X SI 92 1-1 G3 ①		B SI 91 X SI 90 1-0 F8 ②		B SI 90 C FF 90 F SI 90 B FC 86 X SI 91 2-2 G4-3 ①		L SI 92 C SI 92 2-2 G6-3 ③		S FF 95 B FF 96 S FF 95 X KC 86 1-2 E3 2-3		X SI 88 0-0 1-H 2-H 3B	6	0	1	2	0	0	3
28 Colby Rasmus, L (1, 8) OBP: 0.397, SLG: 0.485	B FF 92 S FC 86 F CU 76 B FF 91 B CU 78 B FC 86 4-2 5 G1-3 BB		S CU 77 B FF 91 S CU 78 S CU 77 1-3 K ③		C FC 86 B CU 78 B CU 78 S FF 90 B FF 91 X SI 91 3-2 G3-1 ②			B FF 94 B SI 93 C SI 94 F SI 93 B FF 93 F SI 93 B SI 96 4-2 5 CS BB	S FF 94 B KC 85 X FF 96 1-1 G6-3 ③		F SL 74 B SL 76 C FF 91 B FF 92 D SL 76 X SL 73 3-2 F7 ③	4	0	0	0	2	1	4
5 Albert Pujols, R (1, 3) OBP: 0.316, SLG: 0.471	B SI 91 F SI 91 B SI 92 X FC 84 2-1 G1-3 ② 1-2			B FC 84 C SI 90 B SI 90 X SI 89 2-1 12 1B 4 SF8 1B	C SI 91 X SI 91 0-1 G4-3 ③			C SI 94 B SI 94 X SI 95 1-1 G4-3 ① ② 1-2		C SL 76 B SI 90 B SI 90 C SL 76 X SI 92 2-2 G4-3 ①		5	1	1	0	0	0	2
7 Matt Holliday, R (1, 7) OBP: 0.523, SLG: 0.639	B SI 91 F CU 78 S CU 76 S FC 86 1-3 K ③			X CU 76 0-0 F9 ①	B SI 90 B SI 90 F SI 88 B CU 76 X SI 90 3-1 G4-3 ①			C SI 95 S SL 86 B FF 95 B SL 86 X SI 95 2-2 1B	B SI 90 C SI 90 C SI 89 S SL 79 1-3 K ②			5	0	1	0	0	2	2
12 Lance Berkman, S (1, 9) OBP: 0.464, SLG: 0.770		X SI 89 0-0 G3-1 ①		B FC 85 C SI 90 B SI 90 B CU 76 X SI 90 3-1 33 1B 1B 1-3 1B	B SI 90 B SI 90 B CU 76 X SI 90 4-0 4 1B BB			S SI 95 S SI 94 B SI 95 F SL 85 X SI 94 1-2 F9 ③		F SI 90 B SI 89 X SI 89 1-1 G4-3 ③		4	1	1	0	1	0	1
4 Yadier Molina, R (1, 2) 27 Tyler Greene, R (9, PR) OBP: 0.321, SLG: 0.423 13 Gerald Laird, R (9, 2) OBP: 0.321, SLG: 0.360		C FF 90 B SI 91 B FS 82 B SI 91 X SI 90 3-1 G6-3 ②		F SI 91 B SI 92 X FF 90 1-1 SF8 ② 3-H	1 SAFE B SI 89 1 SAFE D SI 89 X SI 88 2-0 G5-4-3 1B 1-2				B FF 95 X FF 96 1-0 1B 33 SF7 1B		B SI 88 B SI 77 F SI 88 C SI 90 X SI 90 2-2 G6-3 ①	3 0 1	0 1 0	2 0 0	1 0 0	0 0 0	0 0 0	0 0 0
Ryan Theriot, R (1, 6) OBP: 0.373, SLG: 0.362		C FF 91 C FC 86 B FC 84 B SI 91 X SI 91 2-2 G1-3 ③		1 SAFE B SI 90 X SI 90 1-0 33 1B 1-2 1B	D FC 84 X SI 90 1-0 G5-4-3 ② ③ 1-2f				1 SAFE B FF 95 X SI 95 1-0 8 E 19 G1-3 1-3 1B		C SI 89 B SI 88 B SI 89 H CH 80 3-1 38 BB 8 3B HBP	4	1	2	0	0	0	2
33 Daniel Descalso, L (1, 5) OBP: 0.250, SLG: 0.354			C SI 89 B SI 89 F SI 90 B FS 84 F SI 92 B SI 90 X FF 91 3-2 F7 ①	B SI 91 F SI 91 F FS 84 D FS 84 F SI 90 B FC 86 X SI 92 3-2 1-3 2-H 1B			F FF 92 B SI 91 X SI 93 1-1 G6-3 ①		C KC 84 X FF 96 0-1 SF7 ① 3-H		F SI 88 1 SAFE T SI 89 D CH 81 S SI 90 1-3 K ②	4	0	1	2	0	1	1
29 Chris Carpenter, R (1, 1) OBP: 0.231, SLG: 0.250 41 Mitchell Boggs, R (8, 1) 19 Jon Jay, L (9, PH) OBP: 0.371, SLG: 0.345 52 Eduardo Sanchez, R (9, 1) 38 Mark Hamilton, L (11, PH) OBP: 0.500, SLG: 0.600 30 Jason Motte, R (11, 1) 43 Trever Miller, R (11, 1)			C SI 91 B FC 85 X FC 86 1-1 1B	C SI 92 F SI 92 B FC 87 F SI 90 D FS 84 C SI 91 2-3 K ③			F SI 92 C SI 91 B SI 93 B FF 93 B FF 92 X SI 93 3-2 L3 ②		1 SAFE B FF 95 1 SAFE S KC 86 X KC 84 1-1 G1-3 ② 1-2		B SI 89 1 SAFE B SI 90 B SI 88 B SI 89 4-0 8 3B BB 1-2	3 0 0 1 0 0 0 0	0 0 0 0 1 0 0 0	1 0 0 0 0 0 0 0	0 0 0 0 1 0 0 0	0 0 0 0 0 0 0 0	1 0 0 0 0 0 0 0	2 1 1 0 0 0 0 0
Inning Stats	R: 0 E: 0 K: 1 S: 9 H: 0 LOB: 1 BB: 1 P: 17	R: 0 E: 0 K: 0 S: 6 H: 0 LOB: 0 BB: 0 P: 11	R: 0 E: 0 K: 1 S: 10 H: 1 LOB: 1 BB: 0 P: 16	R: 2 E: 0 K: 1 S: 16 H: 4 LOB: 2 BB: 0 P: 28	R: 0 E: 0 K: 0 S: 8 H: 0 LOB: 0 BB: 0 P: 13	R: 0 E: 0 K: 0 S: 4 H: 1 LOB: 1 BB: 1 P: 14	R: 0 E: 0 K: 0 S: 9 H: 0 LOB: 0 BB: 0 P: 15	R: 0 E: 0 K: 0 S: 12 H: 1 LOB: 1 BB: 1 P: 20	R: 1 E: 1 K: 0 S: 11 H: 2 LOB: 2 BB: 0 P: 16	R: 0 E: 0 K: 1 S: 8 H: 0 LOB: 0 BB: 0 P: 12	R: 2 E: 0 K: 1 S: 11 H: 1 LOB: 1 BB: 1 P: 24	1B: 9 2B: 0 3B: 1 HR: 0	SF: 2 SAC: 0 DP: 1 HBP: 1					

PITCHER		IP	WLS	BF	H	R	ER	SO	BB	IBB	HBP	BLK	WP	HR	S	P	ERA	WHIP
15 Tim Hudson, R ERA: 3.48	(1, 1)	6.0		25	6	2	2	3	2	0	0	0	0	0	53	99	3.00	1.333
34 Eric O'Flaherty, L ERA: 1.42	(7, 1)	1.0		3	0	0	0	0	0	0	0	0	0	0	9	15	0.00	0.000
39 Jonny Venters, L ERA: 0.66	(8, 1)	1.0	H	4	1	0	0	0	1	0	0	0	0	0	12	20	0.00	2.000
46 Craig Kimbrel, R ERA: 1.59	(9, 1)	1.0	B	6	2	1	1	0	0	0	0	0	0	0	11	16	9.00	2.000
53 Cory Gearrin, R ERA: 3.86	(10, 1)	1.2	L	8	1	2	2	2	1	0	1	0	0	0	16	30	10.80	1.200

PITCHER		IP	WLS	BF	H	R	ER	SO	BB	IBB	HBP	BLK	WP	HR	S	P	ERA	WHIP
52 George Sherrill, L ERA: 3.6	(11, 1)	0.1		1	0	0	0	0	0	0	0	0	0	0	3	6	0.00	0.000

AB	40
R	5
H	10
RBI	5
BB	4
SO	5
LOB	18

WP: 0 PB: 0 SB: 0 CS: 1 PA: 47

Batter	1	2	3	4	5	6	7	8	9	10	11	AB	R	H	RBI	BB	SO	LOB
14 Martín Prado, R (1, 7) OBP: 0.288, SLG: 0.357	B SI 90 C SI 92 X CU 75 1-1 G6-3 ①	X SI 92 0-0 FC6-4 ③ 1-2f			B SI 91 C SI 91 B SI 91 B SI 91 X SI 91 3-1 F8 ①		C SI 92 C CU 76 B CU 75 X CU 76 1-2 22 1B 1B		C FF 93 C SL 79 X SL 78 0-2 G5-4-3 ②③ 1-2f			5	0	1	0	0	0	2
22 Jason Heyward, L (1, 9) OBP: 0.358, SLG: 0.526	F FC 87 B FF 92 X FC 89 1-1 HR		B CU 74 X SI 91 1-0 G1-3 ①		B FF 93 C CH 86 B SI 93 F SI 93 C SI 93 2-3 K ②		S SI 92 X CH 87 0-1 1-3 1B			B FF 95 F FF 94 B FF 95 S FF 94 2-3 K ①		5	1	2	1	0	2	0
10 Chipper Jones, S (1, 5) OBP: 0.358, SLG: 0.489	B SI 93 C SI 93 B CH 85 X SI 92 2-1 26 2B 2B		C CU 74 C CU 74 B CU 74 F FC 87 B FC 90 B SI 94 C SI 91 3-3 K ②		B CU 76 X SI 92 1-0 G4-3 ③		I IN 67 I IN 66 I IN 68 I IN 67 4-0 16 G4-6-3 IBB			B SL 77 X SI 94 1-0 G4-3 ②		4	1	1	0	1	1	0
16 Brian McCann, L (1, 2) OBP: 0.367, SLG: 0.382	D CU 74 F FF 92 B FF 92 X SI 92 2-1 F7 ②		C CU 76 B CU 76 B SI 94 X SI 94 2-1 1B			B CU 73 C CU 74 X FC 87 1-1 F8 ①	S CU 74 B CU 76 C SI 91 B CU 76 X CU 75 2-2 G4-6-3 ②③ 1-2f			B SL 77 C SI 93 C SL 77 S SL 78 1-3 K2-3 ③		5	0	1	0	0	1	4
26 Dan Uggla, R (1, 4) OBP: 0.250, SLG: 0.385	C FC 88 F CU 75 D CU 76 B FC 88 B CU 76 X FC 86 3-2 2-H 2B		B SI 93 B SI 93 C SI 93 X SI 94 2-1 P4 ③			B FC 86 F SI 91 B SI 93 B SI 93 F FF 93 X SI 92 3-2 5 BB 1B		B FC 94 X FF 96 1-0 G5-3 ①			B FF 95 B FF 95 C FC 92 C FF 96 B FF 95 B FF 95 4-2 BB	4	0	2	1	1	0	1
5 Freddie Freeman, L (1, 3) OBP: 0.327, SLG: 0.398	B FF 94 X SI 92 1-0 G4-3 ③			B CU 73 F SI 92 B SI 93 B SI 92 S SI 92 X SI 91 2-2 F7 ①		D SI 90 B SI 93 B SI 93 C SI 91 1 SAFE B SI 92 4-1 2 G5-4-3 1-2 BB		F SI 96 B SL 84 B FF 97 X SI 97 2-1 F7 ②		B SI 91 B SI 92 C FF 94 B SI 91 S FF 95 C FF 96 3-3 K ①	4	0	0	0	1	1	2
2 Alex Gonzalez, R (1, 6) OBP: 0.264, SLG: 0.386		X SI 91 0-0 L8 ①		B SI 95 C SI 92 F CU 75 X SI 94 1-2 15 FC6-4 1B		C CU 75 X CU 75 0-1 G5-4-3 ②③ 1-2f		C FF 96 B SI 95 B SI 96 X FF 96 2-1 G5-3 ③		C FF 96 S FF 96 F FF 96 S FF 96 0-3 K ②	5	0	1	0	0	1	3
13 Nate McLouth, L (1, 8) OBP: 0.333, SLG: 0.362		B SI 91 X SI 92 1-0 14 FC6-4 1B		X FF 92 0-0 F7 ②	B SI 88 X SI 91 1-0 HR				C FF 93 C SL 78 B FF 94 F FF 94 B SL 79 B CH 82 F FF 94 B FF 92 4-2 14 G5-4-3 BB	C SL 76 B SL 78 C FF 87 B FF 87 F FF 85 F SL 78 X SI 88 2-2 F7 ③	4	1	2	1	1	0	2
15 Tim Hudson, R (1, 1) 34 Eric O'Flaherty, L (7, 1) 7 Brooks Conrad, S (7, PH) OBP: 0.154, SLG: 0.083 39 Jonny Venters, L (8, 1) 46 Craig Kimbrel, R (9, 1) 4 Joe Mather, R (9, PH) 53 Cory Gearrin, R (10, 1) 52 George Sherrill, L (11, 1)		1 SAFE L SI 91 B FC 87 M FC 87 D FC 87 1 SAFE L SI 90 2-3 K ②		C SI 92 B SI 92 X SI 93 1-1 FC6-4 ③ 1-2f			B CU 76 F SI 92 X CH 85 1-1 F9 ①		C FF 93 L FF 94 C SL 79 0-3 K ①		2 0 1 0 0 1 0	0 0 0 0 0 0 0	0 0 0 0 0 0 0	0 0 0 0 0 0 0	0 0 0 0 0 1 0	1 0 0 0 0 1 0	2 0 0 0 0 1 0
Inning Stats	R: 2 E: 0 K: 0 S: 12 H: 3 LOB: 1 BB: 0 P: 22	R: 0 E: 0 K: 1 S: 6 H: 1 LOB: 1 BB: 0 P: 9	R: 0 E: 0 K: 1 S: 9 H: 1 LOB: 1 BB: 0 P: 17	R: 0 E: 0 K: 0 S: 9 H: 1 LOB: 1 BB: 0 P: 13	R: 0 E: 0 K: 1 S: 6 H: 0 LOB: 0 BB: 0 P: 12	R: 0 E: 0 K: 0 S: 8 H: 1 LOB: 1 BB: 1 P: 16	R: 1 E: 0 K: 0 S: 11 H: 3 LOB: 2 BB: 1 P: 20	R: 0 E: 0 K: 0 S: 5 H: 0 LOB: 0 BB: 0 P: 10	R: 0 E: 0 K: 1 S: 10 H: 0 LOB: 0 BB: 1 P: 14	R: 0 E: 0 K: 2 S: 7 H: 0 LOB: 0 BB: 0 P: 11	R: 0 E: 0 K: 2 S: 14 H: 0 LOB: 1 BB: 1 P: 23	1B: 6 2B: 2 3B: 0 HR: 2	SF: 0 SAC: 0 DP: 3 HBP: 0	WP: 0 PB: 0 SB: 0 CS: 0	PA: 44			

PITCHER		IP	WLS	BF	H	R	ER	SO	BB	IBB	HBP	BLK	WP	HR	S	P	ERA	WHIP
29 Chris Carpenter, R ERA: 3.89	(1, 1)	7.0		31	10	3	3	3	1	1	0	0	0	2	61	109	3.86	1.571
41 Mitchell Boggs, R ERA: 1.98	(8, 1)	1.0		3	0	0	0	0	0	0	0	0	0	0	5	10	0.00	0.000
52 Eduardo Sanchez, R ERA: 1.8	(9, 1)	2.0	W	6	0	0	0	3	1	0	0	0	0	0	17	25	0.00	0.500
30 Jason Motte, R ERA: 1.54	(11, 1)	0.2	H	3	0	0	0	2	1	0	0	0	0	0	9	16	0.00	1.500
43 Trever Miller, L ERA: 4.15	(11, 1)	0.1	S	1	0	0	0	0	0	0	0	0	0	0	5	7	0.00	0.000

PITCHER	IP	WLS	BF	H	R	ER	SO	BB	IBB	HBP	BLK	WP	HR	S	P	ERA	WHIP

BOTTOM

St. Louis Cardinals @ Atlanta Braves

Turner Field, Atlanta, GA

Fri Apr 29 2011, 7:36 PM - 11:05 PM EDT

Att. 40,279 - Clear - 72 F

livebaseballscorecards.com

AB	40
R	3
H	10
RBI	3
BB	4
SO	8
LOB	17

St. Louis Cardinals @ Atlanta Braves

Turner Field, Atlanta, GA

Sat Apr 30 2011, 1:12 PM - 4:06 PM EDT

Att. 30,546 - Sunny - 76 F

TOP

livebaseballscorecards.com

Batter	1	2	3	4	5	6	7	8	9	AB	R	H	RBI	BB	SO	LOB
19 Jon Jay, L (1, 9) OBP: 0.368, SLG: 0.323	C FF 92 X FF 92 0-1 F8			C FF 90 X CH 81 0-1 F9		C FF 92 H FF 93 1-1 HBP		S SL 84 C SL 84 S SL 84 0-3 K	S FF 89 C FF 90 B FF 91 S FF 90 1-3 K	2	0	0	0	0	0	0
12 Lance Berkman, S (8, PH) OBP: 0.455, SLG: 0.753 (8, 9)										2	0	0	0	0	2	5
23 David Freese, R (1, 5) OBP: 0.396, SLG: 0.482	B SL 86 F FF 92 S FF 94 F FF 93 S SL 87 1-3 K			S SL 84 B SL 84 S FF 91 X FF 92 1-2 1B		B FF 89 B FF 90 F FF 91 F FF 91 X SL 84 2-2 F9		B SI 95 X SI 94 1-0 2-H 3-H 1B		4	0	2	2	0	1	1
44 Miguel Batista, R (8, 1)										0	0	0	0	0	0	0
59 Fernando Salas, R (9, 1)										0	0	0	0	0	0	0
5 Albert Pujols, R (1, 3) OBP: 0.305, SLG: 0.453	B FF 93 C FF 93 C FF 94 B SL 86 F FF 94 X FF 94 2-2 F9			B FF 92 C FF 90 B FF 90 F FF 90 X SL 85 2-2 F7		C FF 91 B FF 93 B FF 90 F FF 91 1 SAFE S SL 84 2-3 K		C SI 96 B SL 84 C SL 84 B SI 94 X SI 94 2-2 G4-3		4	0	0	0	0	1	3
7 Matt Holliday, R (1, 7) OBP: 0.511, SLG: 0.618		C FF 92 B FF 91 B CU 75 X FF 91 2-1 P4		B FF 92 B FF 90 C SL 86 1 SAFE F FF 92 X CU 75 2-2 G5-3			C CU 73 B CU 75 X SL 81 1-1 G6-3		C KC 85 B FF 96 S FF 96 X FF 98 1-2 13 PB 13 3B 1B	4	1	1	0	0	0	1
28 Colby Rasmus, L (1, 8) OBP: 0.392, SLG: 0.476		C CH 83 F CU 75 B CU 77 F CU 77 C FF 94 1-3 K			X CU 73 0-0 1B		B FF 92 X CH 82 1-0 F9		B SI 96 1 SAFE C FF 95 C KC 84 S KC 86 1-3 K	4	0	1	0	0	2	1
13 Gerald Laird, R (1, 2) OBP: 0.313, SLG: 0.414		X FF 94 0-0 F9			1 SAFE F FF 90 S FF 90 1 SAFE X FF 91 0-2 P3		C FF 92 B SL 85 S CH 82 X FF 92 1-2 F7		1 SAFE 1 SAFE B FF 96 F KC 85 X FF 96 1-1 1-H 3B	4	0	1	1	0	0	1
33 Daniel Descalso, L (1, 4) OBP: 0.268, SLG: 0.373 (8, 5)			X FF 91 0-0 F9		1 SAFE 1 SAFE B FF 90 F CH 81 S FF 92 X CH 82 1-2 F8			B FF 90 C FF 90 X CH 81 1-1 8 SH3-4 23 1B 2B	P PO 87 P PO 89 I IN 82 I IN 84 4-0 8 BB IBB	3	1	1	0	1	0	1
27 Tyler Greene, R (1, 6) OBP: 0.323, SLG: 0.393			B FF 91 X FF 91 1-0 F8		F FF 93 B SL 85 1 SAFE F FF 92 1 SAFE T SL 86 1-2 K			F FF 90 D SL 85 F SL 84 D SL 84 F SL 84 B FF 92 B SL 85 4-2 8 SH3-4 23 1B BB	C FF 87 B SL 74 X SL 72 1-1 F7	2	1	0	0	1	1	1
38 Mark Hamilton, L (9, PH) OBP: 0.500, SLG: 0.600										0	0	0	0	0	0	0
Ryan Theriot, R (9, PH) OBP: 0.369, SLG: 0.358 (9, 6)										1	0	0	0	0	0	2
35 Jake Westbrook, R (1, 1) OBP: 0.154, SLG: 0.231			C FF 91 C FF 92 B CU 76 F FF 91 B SL 86 B FF 92 X FF 90 3-2 L3			C FF 90 S FF 91 F FF 91 B FF 92 T SL 84 1-2 K		B SI 93 2 SAFE X SI 92 1-0 1-2 2-3 SH3-4	B FF 89 C FF 88 B FF 89 F FF 89 D SL 72 B FF 89 4-2 1-2 BB	2	0	0	0	0	1	0
41 Mitchell Boggs, R (7, 1)										0	0	0	0	0	0	0
8 Nick Punto, S (8, PH) OBP: 0.333, SLG: 0.320 (8, 4)										0	0	0	0	1	0	0

	AB	R	H	RBI	BB	SO	LOB
	32	3	6	3	3	8	16

Inning Stats																																
	R: 0 E: 0 K: 1 S: 10	H: 0 LOB: 0 BB: 0 P: 13		R: 0 E: 0 K: 1 S: 7	H: 0 LOB: 0 BB: 0 P: 10		R: 0 E: 0 K: 0 S: 6	H: 0 LOB: 0 BB: 0 P: 10		R: 0 E: 0 K: 0 S: 11	H: 1 LOB: 1 BB: 0 P: 16		R: 0 E: 0 K: 1 S: 10	H: 1 LOB: 1 BB: 0 P: 12		R: 0 E: 0 K: 2 S: 11	H: 0 LOB: 0 BB: 0 P: 17		R: 0 E: 0 K: 0 S: 6	H: 0 LOB: 0 BB: 0 P: 9		R: 2 E: 0 K: 1 S: 13	H: 2 LOB: 1 BB: 1 P: 22		R: 1 E: 0 K: 2 S: 17	H: 2 LOB: 3 BB: 2 P: 28		1B: 4 2B: 1 3B: 1 HR: 0	SF: 0 SAC: 1 DP: 0 HBP: 1		WP: 0 PB: 1 SB: 0 CS: 0	PA: 37

PITCHER		IP	WLS	BF	H	R	ER	SO	BB	IBB	HBP	BLK	WP	HR	S	P	ERA	WHIP
37 Brandon Beachy, R ERA: 3.47	(1, 1)	7.0		26	3	2	2	5	1	0	1	0	0	0	66	97	2.57	0.571
39 Jonny Venters, L ERA: 0.61	(8, 1)	1.0	B	4	1	0	0	1	0	0	0	0	0	0	8	12	0.00	1.000
46 Craig Kimbrel, R ERA: 2.31	(9, 1)	0.1	L	4	2	1	1	1	0	1	0	0	0	0	10	15	27.00	6.000
52 George Sherrill, L ERA: 3.18	(9, 1)	0.2		3	0	0	0	1	1	0	0	0	0	0	7	13	0.00	1.500

PITCHER	IP	WLS	BF	H	R	ER	SO	BB	IBB	HBP	BLK	WP	HR	S	P	ERA	WHIP

Batter	1	2	3	4	5	6	7	8	9	AB	R	H	RBI	BB	SO	LOB
14 Martín Prado, R (1, 7) OBP: 0.295, SLG: 0.378	C SI 89 F SI 89 X FC 87 0-2 22 FC6-5 2B		C SI 91 C CU 80 B CU 80 B SI 91 B SI 90 X SI 93 3-2 ② F8		D FC 86 B FC 84 D SI 91 C SI 90 X SI 88 3-1 2-H 3-H 2B			B SI 92 B SI 92 B SI 91 C FF 92 C FF 92 X SI 92 3-2 ① G5-3		4	0	2	2	0	0	0
22 Jason Heyward, L (1, 9) OBP: 0.354, SLG: 0.525	X SI 91 0-0 ① FC6-5 10 CS 2-3		C SI 91 F FC 86 F FC 87 X FC 87 0-2 ③ G1		F SI 90 X FC 87 0-1 ③ P2			B SI 93 B FF 92 X SI 92 2-0 2B		4	0	1	0	0	0	2
10 Chipper Jones, S (1, 5) OBP: 0.364, SLG: 0.479	C SI 90 C FC 87 D CH 80 B SI 90 B SI 90 B SI 92 4-2 ② 1-2 BB			B SI 90 F SI 90 B FC 86 S FC 85 B FC 84 F SI 90 X SI 91 3-2 ① G6-3		C SI 89 B CH 79 X CH 80 1-1 ① F8		I IN 46 I IN 50 I IN 50 I IN 48 4-0 IBB		2	0	0	0	2	0	0
16 Brian McCann, L (1, 2) OBP: 0.363, SLG: 0.376	B SI 92 F SI 91 C SI 92 X CH 80 1-2 ③ G4-3			C CU 77 X FC 85 0-1 26 G5-4-3 1B		B SI 90 S SI 91 F SI 91 B SI 90 T FC 87 2-2 ② K		B SL 86 B FF 92 C SI 92 F SL 88 X SL 88 2-2 ② F8		4	0	1	0	0	1	3
26 Dan Uggla, R (1, 4) OBP: 0.250, SLG: 0.380		C SI 91 B FC 88 C FC 85 B CU 80 X SI 91 2-2 ① G1-3		B FC 86 B FC 86 C SI 91 F SI 92 X CH 80 2-2 ② ③ G5-4-3 1-2f		B CU 79 F SI 90 F CU 80 F SI 91 X SI 90 1-2 1B		S SL 85 X SI 92 0-1 ③ L5		4	0	1	0	0	0	3
5 Freddie Freeman, L (1, 3) OBP: 0.314, SLG: 0.380		B SI 91 S SI 93 B FC 88 C SI 91 F SI 90 B CH 81 F SI 92 F SI 92 X SI 93 3-2 ② F8			C CU 75 S FC 86 F FC 85 F FC 86 X SI 89 0-2 ① F8	S CH 79 S CH 78 1 SAFE D CH 78 D CH 79 X SI 90 2-2 ③ G4-3			C CH 84 B KC 80 F SI 91 C FF 93 1-3 ① K	4	0	0	0	0	1	1
2 Alex Gonzalez, R (1, 6) OBP: 0.273, SLG: 0.385		B SI 91 B SI 93 B SI 91 B SI 90 4-0 BB			C FC 84 X CU 80 0-1 37 SH5-4 13 BB 14 2B 1B		B FF 92 B SI 92 B FF 93 C FF 93 F FF 94 X FF 94 3-2 ① P4		B KC 79 B CH 85 B FF 92 C FF 89 C FF 92 C FF 92 3-3 ② K	3	1	1	0	1	1	0
13 Nate McLouth, L (1, 8) OBP: 0.339, SLG: 0.354		F SI 91 S FC 88 F FC 86 1 SAFE B CH 81 D CH 79 F CH 80 D FC 88 X CH 78 3-2 ③ G3			B FC 85 B SI 90 B SI 90 4-0 37 SH5-4 14 2B 1-2 BB		B FF 93 F SI 95 B SI 93 X SI 94 2-1 ② F7		B FF 91 C FF 90 S FF 91 B FF 92 B FF 92 B FF 92 4-2 BB	2	1	0	0	2	0	1
37 Brandon Beachy, R (1, 1) 39 Jonny Venters, L (8, 1) 46 Craig Kimbrel, R (9, 1) 52 George Sherrill, L (9, 1) 20 Eric Hinske, L (9, PH) OBP: 0.321, SLG: 0.385			B SI 88 B SI 89 C SI 89 S SI 90 X SI 91 2-2 ① G1-3		X 0-0 ② SH5-4 1-2 2-3		S FC 93 B SL 81 B FF 94 S FF 94 F SI 94 X FF 93 2-2 ③ G6-3		S CH 83 X CH 85 0-1 ③ F7	2 0 0 0 1	0 0 0 0 0	0 0 0 0 0	0 0 0 0 0	0 0 0 0 0	0 0 0 0 0	0 0 0 0 1
Inning Stats	R: 0 E: 0 K: 0 S: 9 H: 1 LOB: 1 BB: 1 P: 14	R: 0 E: 0 K: 0 S: 14 H: 0 LOB: 1 BB: 1 P: 26	R: 0 E: 0 K: 0 S: 10 H: 0 LOB: 0 BB: 0 P: 15	R: 0 E: 0 K: 0 S: 9 H: 1 LOB: 0 BB: 0 P: 14	R: 2 E: 0 K: 0 S: 12 H: 2 LOB: 1 BB: 1 P: 19	R: 0 E: 0 K: 1 S: 12 H: 1 LOB: 1 BB: 0 P: 18	R: 0 E: 0 K: 0 S: 9 H: 0 LOB: 0 BB: 0 P: 16	R: 0 E: 0 K: 0 S: 9 H: 1 LOB: 2 BB: 1 P: 20	R: 0 E: 0 K: 2 S: 10 H: 0 LOB: 1 BB: 1 P: 18	1B: 3 2B: 3 3B: 0 HR: 0	SF: 0 SAC: 1 DP: 1 HBP: 0			WP: 0 PB: 0 SB: 0 CS: 1	PA: 36		

BOTTOM

St. Louis Cardinals @ Atlanta Braves

Turner Field, Atlanta, GA

Sat Apr 30 2011, 1:12 PM - 4:06 PM EDT

Att. 30,546 - Sunny - 76 F

livebaseballscorecards.com

AB	30
R	2
H	6
RBI	2
BB	5
SO	3
LOB	11

PITCHER		IP	WLS	BF	H	R	ER	SO	BB	IBB	HBP	BLK	WP	HR	S	P	ERA	WHIP
35 Jake Westbrook, R ERA: 6.53	(1, 1)	6.0		24	5	2	2	1	3	0	0	0	0	0	66	106	3.00	1.333
41 Mitchell Boggs, R ERA: 1.84	(7, 1)	1.0		3	0	0	0	0	0	0	0	0	0	0	9	16	0.00	0.000
44 Miguel Batista, R ERA: 0.75	(8, 1)	1.0	W	5	1	0	0	0	0	1	0	0	0	0	9	20	0.00	1.000
59 Fernando Salas, R ERA: 0.96	(9, 1)	1.0	S	4	0	0	0	2	1	0	0	0	0	0	10	18	0.00	1.000

PITCHER	IP	WLS	BF	H	R	ER	SO	BB	IBB	HBP	BLK	WP	HR	S	P	ERA	WHIP

St. Louis Cardinals @ Atlanta Braves

Turner Field, Atlanta, GA

Sun May 01 2011, 1:36 PM - 4:31 PM EDT

Att. 34,129 - Partly Cloudy - 78 F

TOP

livebaseballscorecards.com

Batter	1	2	3	4	5	6	7	8	9	AB	R	H	RBI	BB	SO	LOB
8 Nick Punto, S (1, 4) OBP: 0.344, SLG: 0.333 33 Daniel Descalso, L (3, 4) OBP: 0.259, SLG: 0.358 (6, 5) (8, 4)	C SI 88 C SI 88 B SI 88 B SI 89 X SI 89 2-2 28 1B 7 2B 1B	C SL 78 C CH 83 B CH 84 B CH 85 F SL 80 F CH 84 F SI 88 F SL 81 C SI 89 2-3 ③ K			B SI 86 X SI 86 1-0 ① SH2-3 1-2		F SI 91 B SI 91 X SI 91 1-1 ① G6-3		B SI 93 B SI 93 X SI 92 2-0 ② G6-3	2 1 1 0 0 1 0 2 0 0 0 0 0 0					
28 Colby Rasmus, L (1, 8) OBP: 0.392, SLG: 0.467	B SL 79 1 SAFE S SI 89 X SL 80 1-1 7 2B 1-2 1B		B SI 88 F SI 88 F SI 89 C SL 80 1-3 ① K		B SI 87 S SL 80 C SL 80 B SL 80 B SI 88 F SI 88 B SL 80 4-2 5 1B BB		C SI 93 S SL 85 F SL 85 F FF 91 B SI 93 S SI 92 1-3 ② K		C SL 84 F SI 94 B SL 85 S SL 84 1-3 ③ K	4 1 1 0 1 3 0					
5 Albert Pujols, R (1, 3) (8, 5) OBP: 0.303, SLG: 0.445	C SI 87 C FC 85 C SI 88 0-3 ① K		C FC 84 F CH 83 X SL 80 0-2 ② G6-3		X SI 88 0-0 7 G6-4-3 1-2 1B 2-H		B SI 91 C SI 92 B CH 87 B SI 92 S SI 92 S SL 84 3-3 ③ K			4 0 1 1 0 2 2					
7 Matt Holliday, R (1, 7) OBP: 0.521, SLG: 0.646	B SI 87 F SL 81 B FC 85 B SI 88 C SL 80 X SL 80 3-2 12 2B 1-H 2B 2-H		C FC 84 F SL 82 D FC 86 B FC 83 B SI 88 B FC 84 4-2 BB		X SL 81 0-0 ② G6-4-3 ③ 1-2f			X SI 88 0-0 12 G3 4 SF9 2B		3 2 2 2 1 0 2					
12 Lance Berkman, S (1, 9) OBP: 0.456, SLG: 0.753	F SI 88 C SI 89 X SI 90 0-2 2-H 2B		1 SAFE C SL 80 S FC 84 1 SAFE B SI 88 X SI 87 1-2 ③ G6-3			X FF 94 0-0 4 1B 23 HBP G5-2-3 1B		X CH 81 0-0 ① G3 2-3		4 0 2 1 0 0 2					
23 David Freese, R (1, 5) OBP: 0.394, SLG: 0.471 27 Tyler Greene, R (6, 4) OBP: 0.323, SLG: 0.393 19 Jon Jay, L (8, PH) OBP: 0.385, SLG: 0.323 31 Ryan Franklin, R (8, 1)	B SI 88 T SI 87 X FC 86 1-1 ② F7			B SL 80 S CH 83 B CH 83 S SL 80 B FC 83 S SL 81 3-3 ① K		F FF 94 F FF 95 1 SAFE H FF 93 1-2 4 1B G5-2-3 1-2 HBP		I IN 66 I IN 67 I IN 66 I IN 69 4-0 4 SF9 IBB		2 0 0 0 0 1 1 0 0 0 0 0 0 0 0 0 0 0 1 0 0 0 0 0 0 0 0 0					
4 Yadier Molina, R (1, 2) OBP: 0.333, SLG: 0.405	2 SAFE B SI 88 D SL 80 B CH 83 C SI 88 C FC 85 X SI 88 3-2 F8			B FC 85 B SL 80 S SL 80 B FC 84 C SI 88 C SI 89 3-3 ② K		X FF 93 0-0 G5-2-3 1-2 2-3 1B		B SL 77 X SI 88 1-0 ② SF9 1-2 3-H		3 0 1 1 0 1 1					
Ryan Theriot, R (1, 6) OBP: 0.355, SLG: 0.343		C SI 86 X SI 87 0-1 ① F9		C SI 89 X SI 88 0-1 ③ G6-3		B FF 93 X SI 92 1-0 ①② G5-2-3 1-2 2-3 3-Hf		C SI 90 B SI 89 C SL 76 B SL 76 C SI 89 2-3 ③ K		4 0 0 0 0 1 4					
54 Jaime García, L (1, 1) OBP: 0.071, SLG: 0.071 30 Jason Motte, R (7, 1) 38 Mark Hamilton, L (8, 3) OBP: 0.429, SLG: 0.500		C SI 87 B SI 89 F SL 80 X SI 88 1-2 ② G6-3			B SL 79 B SI 87 C SI 88 F SI 88 X SL 80 2-2 33 SH2-3 5 1B	S SL 73 S SL 74 C FF 90 0-3 ③ K			X SI 92 0-0 ① G6-3	3 1 1 0 0 1 2 0 0 0 0 0 0 0 1 0 0 0 0 0 0					
Inning Stats	R: 3 H: 4 E: 0 LOB: 1 K: 1 BB: 0 S: 19 P: 29	R: 0 H: 0 E: 0 LOB: 0 K: 1 BB: 0 S: 12 P: 15	R: 0 H: 0 E: 0 LOB: 1 K: 1 BB: 1 S: 11 P: 17	R: 0 H: 0 E: 0 LOB: 0 K: 2 BB: 0 S: 8 P: 14	R: 1 H: 2 E: 0 LOB: 1 K: 0 BB: 1 S: 9 P: 16	R: 0 H: 2 E: 0 LOB: 2 K: 1 BB: 0 S: 8 P: 10	R: 0 H: 0 E: 0 LOB: 0 K: 2 BB: 0 S: 10 P: 15	R: 1 H: 1 E: 0 LOB: 1 K: 1 BB: 1 S: 6 P: 13	R: 0 H: 0 E: 0 LOB: 0 K: 1 BB: 0 S: 5 P: 8	1B: 6 SF: 1 2B: 3 SAC: 1 3B: 0 DP: 2 HR: 0 HBP: 1				WP: 0 PA: 38 PB: 0 SB: 0 CS: 0		

	AB	32
	R	5
	H	9
	RBI	5
	BB	3
	SO	10
	LOB	14

PITCHER		IP	WLS	BF	H	R	ER	SO	BB	IBB	HBP	BLK	WP	HR	S	P	ERA	WHIP
32 Derek Lowe, R ERA: 3.72	(1, 1)	5.0		22	6	4	4	5	2	0	0	0	0	0	59	91	7.20	1.600
19 Scott Linebrink, R ERA: 4.82	(6, 1)	0.2		4	2	0	0	0	0	0	1	0	0	0	5	7	0.00	3.000
52 George Sherrill, L ERA: 3.0	(6, 1)	0.1		1	0	0	0	1	0	0	0	0	0	0	3	3	0.00	0.000
34 Eric O'Flaherty, L ERA: 1.32	(7, 1)	1.0		3	0	0	0	2	0	0	0	0	0	0	10	15	0.00	0.000
53 Cory Gearrin, R ERA: 4.76	(8, 1)	1.0	B	5	1	1	1	1	0	1	0	0	0	0	6	13	9.00	1.000

PITCHER		IP	WLS	BF	H	R	ER	SO	BB	IBB	HBP	BLK	WP	HR	S	P	ERA	WHIP
39 Jonny Venters, L ERA: 0.57	(9, 1)	1.0	W	3	0	0	0	1	0	0	0	0	0	0	5	8	0.00	0.000

St. Louis Cardinals @ Atlanta Braves

Turner Field, Atlanta, GA

Sun May 01 2011, 1:36 PM - 4:31 PM EDT

Att. 34,129 - Partly Cloudy - 78 F

livebaseballscorecards.com

BOTTOM

Batter	1	2	3	4	5	6	7	8	9	AB	R	H	RBI	BB	SO	LOB
14 Martín Prado, R (1, 7) OBP: 0.293, SLG: 0.374	C FF 92 B SI 91 F SI 91 T FF 86 1-2 ① K			B FF 89 X FF 90 1-0 ① G5-3	B CU 72 C CH 80 B SL 82 B CH 80 X FF 88 3-1 ②③ G6-4-3 1-2f		B FF 95 B SI 91 B FF 95 C FF 94 X FF 92 3-1 1-2 3-H 1B			4	0	1	1	0	1	2
22 Jason Heyward, L (1, 9) OBP: 0.342, SLG: 0.505	S SI 91 F SI 90 S SL 86 0-3 ② K			C SI 90 F SI 91 B SL 86 X SI 90 1-2 ② F7		C SL 85 S SL 86 B SL 85 S CU 74 1-3 ① K	B FF 94 B FF 94 C FF 94 B FF 95 X FF 94 3-1 ③ G3-1			4	0	0	0	0	2	2
10 Chipper Jones, S (1, 5) OBP: 0.351, SLG: 0.460	C SI 91 B CH 83 F CH 83 S CU 74 1-3 ③ K			B CH 82 S FF 90 B CH 82 X SI 90 2-1 ③ F9		B FF 90 B FF 89 S CH 80 F FF 90 B FC 89 X FF 90 3-2 ② F8		C CU 77 S FF 90 X FF 92 0-2 ① G5-3		4	0	0	0	0	1	0
16 Brian McCann, L (1, 2) OBP: 0.358, SLG: 0.371		F SI 91 S SL 86 B FF 88 F CU 74 X SL 87 1-2 ① F7			S SL 85 X FF 90 0-1 2 HR 1B	C FF 90 B CU 73 F SL 83 B CU 73 F CH 84 B CH 85 S SL 86 3-3 ③ K		C FF 92 B FS 83 B FF 92 B FF 91 X SI 91 3-1 ② G4-3		4	1	1	0	0	1	0
26 Dan Uggla, R (1, 4) OBP: 0.250, SLG: 0.384		S SI 92 B CH 83 S SI 91 X CH 83 1-2 ② G5-3			B FF 90 F SI 91 X SI 90 1-1 ① F9		S CH 80 F CH 81 B CU 74 F CU 71 B FF 89 X CH 80 2-2 2 E 2B	B FF 92 B FF 92 X FC 90 2-0 ③ F9		4	1	1	0	0	0	1
2 Alex Gonzalez, R (1, 6) OBP: 0.272, SLG: 0.407		B SI 91 F FF 91 B CH 83 T SI 90 X FF 90 2-2 ③ G5-3			B CH 82 B SI 89 C SI 89 X SI 90 2-1 1-H HR		B FF 95 L FC 92 B FF 93 L FF 93 X FF 96 2-2 E3 4 FC1-6 2-H		B CU 77 B FF 91 C SI 91 F SI 91 F FF 91 F FF 92 X CU 78 2-2 E6 4 SH1-4 7 1B	4	2	1	2	0	0	0
4 Joe Mather, R (1, 3)			B CH 82 F SI 91 S SI 90 X CH 81 1-2 ① P3		B CH 81 C CU 69 F CH 79 B CU 72 B SI 88 B SI 90 4-2 13 1B 23 1B BB		B FF 94 X FC 91 1-0 ① FC1-6 20 1B 14 1B 1-2f		1 SAFE B FF 90 L FF 88 1 SAFE B FF 88 X FF 88 2-1 ① SH1-4 1-2	2	2	0	0	1	0	1
13 Nate McLouth, L (1, 8) OBP: 0.345, SLG: 0.354			B CU 71 B SI 90 X FF 89 2-0 ② G4-3		1 SAFE B FF 89 C SL 82 D SL 85 S SI 88 X FF 89 2-2 23 1B 1-3 1B		C FF 96 X FF 94 0-1 ② F7		B FF 89 B FS 81 B FC 89 C FF 88 D FS 81 4-1 7 1B BB	3	0	1	0	1	0	1
32 Derek Lowe, R (1, 1) OBP: 0.269, SLG: 0.311 23 Brandon Hicks, R (5, PH) OBP: 0.000, SLG: 0.000 19 Scott Linebrink, R (6, 1) 52 George Sherrill, L (6, 1) 34 Eric O'Flaherty, L (7, 1) 20 Eric Hinske, L (7, PH) OBP: 0.429, SLG: 0.714 53 Cory Gearrin, R (8, 1) 39 Jonny Venters, L (8, 1) 7 Brooks Conrad, S (9, PH) OBP: 0.214, SLG: 0.154			S FC 89 B FF 91 F FF 90 B SL 86 F FF 90 B FF 91 C SI 90 3-3 ③ K		B SI 89 X FF 88 1-0 14 G6-4-3 1-3 3-H 1B		F FF 95 F FF 95 1 SAFE F FF 95 X FF 96 0-2 14 1B 1-3 1B		B CU 78 F FF 90 X FF 90 1-1 1-2 2-H 1B	1 0 0 0 0 1 0 1 0 1 1 0 0 0 0 0 0 0 0 0 0 0 0 0 0 0 0 0 0 0 0 0 0 0 0 1 0 1 0 0 0 0 0 0 0 0 0 0 0 0 0 0 0 0 0 0 1 0 1 1 0 0 0						
Inning Stats	R: 0 E: 0 K: 3 S: 9 H: 0 LOB: 0 BB: 0 P: 11	R: 0 E: 0 K: 0 S: 10 H: 0 LOB: 0 BB: 0 P: 14	R: 0 E: 0 K: 1 S: 8 H: 0 LOB: 0 BB: 0 P: 14	R: 0 E: 0 K: 0 S: 6 H: 0 LOB: 0 BB: 0 P: 10	R: 3 E: 0 K: 0 S: 14 H: 4 LOB: 1 BB: 1 P: 27	R: 0 E: 0 K: 2 S: 10 H: 0 LOB: 0 BB: 0 P: 17	R: 2 E: 1 K: 0 S: 18 H: 3 LOB: 2 BB: 0 P: 29	R: 0 E: 0 K: 0 S: 6 H: 0 LOB: 0 BB: 0 P: 11	R: 1 E: 1 K: 0 S: 10 H: 1 LOB: 2 BB: 1 P: 19	1B: 6 2B: 1 3B: 0 HR: 1 SF: 0 SAC: 1 DP: 1 HBP: 0						

	AB	33
	R	6
	H	8
	RBI	5
	BB	2
	SO	6
	LOB	7

WP: 0 PB: 0 SB: 0 CS: 0 PA: 36

PITCHER		IP	WLS	BF	H	R	ER	SO	BB	IBB	HBP	BLK	WP	HR	S	P	ERA	WHIP
54 Jaime García, L ERA: 2.48	(1, 1)	6.0		23	5	4	3	6	1	0	0	0	0	1	61	99	4.50	1.000
30 Jason Motte, R ERA: 1.42	(7, 1)	1.0	B	6	2	1	0	0	0	0	0	0	0	0	14	23	0.00	2.000
31 Ryan Franklin, R ERA: 8.68	(8, 1)	1.1	L	7	1	1	0	0	1	0	0	0	0	0	16	30	0.00	1.500

PITCHER	IP	WLS	BF	H	R	ER	SO	BB	IBB	HBP	BLK	WP	HR	S	P	ERA	WHIP

Batter	1	2	3	4	5	6	7	8	9	AB	R	H	RBI	BB	SO	LOB
23 Rickie Weeks Jr., R (1, 4) OBP: 0.371, SLG: 0.527	C FF 90 B SI 89 B CH 84 F SI 91 X FF 91 2-2 27 SH2-3 1B		X SI 90 0-0 ② G6-3		F FF 91 F SI 91 B CH 85 X CH 85 1-2 ② F8			B SI 89 C SL 80 B SL 81 X CH 84 2-1 8 G5-3 27 1B 1B		4	0	2	0	0	0	0
27 Carlos Gómez, R (1, 8) OBP: 0.278, SLG: 0.311	X SL 78 0-0 ① SH2-3 1-2		B FF 89 X SL 80 1-0 ③ F8		C SI 91 F FF 93 B FF 92 F FF 93 S SL 80 1-3 ③ K			C SI 90 F FF 90 B SI 91 B SL 82 X SL 83 2-2 8 G5-3 1-2 1B		3	0	1	0	0	1	0
8 Ryan Braun, R (1, 7) OBP: 0.444, SLG: 0.686	C FF 92 C SI 92 F FF 93 S SL 81 0-3 ② K			F CH 83 B FF 91 F FF 91 X SL 83 1-2 28 G6-3 28 S 14 FC6-2-5 1B		F FF 89 B CH 82 S CH 83 B CH 83 X FF 92 2-2 ① F9		B FF 92 B SI 91 X FF 91 2-0 ② G5-3 1-2 2-3		4	0	1	0	0	1	3
28 Prince Fielder, L (1, 3) OBP: 0.402, SLG: 0.589	C FF 91 X SL 81 0-1 ③ G4-3			B SI 90 F SI 91 B FF 92 F CH 85 X FF 94 2-2 ① G6-3 1-3		F CH 84 B SI 90 C SL 81 F CH 84 B FF 91 F CH 83 F FF 92 B SL 81 X CH 86 3-2 ② F7		F SL 84 B SI 91 X SI 92 1-1 ③ G1-3		4	0	0	0	0	0	4
14 Casey McGehee, R (1, 5) OBP: 0.313, SLG: 0.371		C SL 79 C FF 89 F SL 79 B FC 91 B SL 80 X SL 80 2-2 ① G4-3		C FF 91 F FF 94 X CH 85 0-2 ② FC6-2-5 1 1B 3 3B 3-H		C CH 84 X FF 90 0-1 ③ P4			B FF 95 C FF 95 C KC 86 B KC 87 C FF 97 2-3 ① K	4	1	0	0	0	1	1
1 Corey Hart, R (1, 9) OBP: 0.222, SLG: 0.222		C FF 91 B SI 90 X FF 92 1-1 ② F8		C SL 82 1 SAFE X SI 91 0-1 3 3B 1-2 1B			C SL 79 X CH 83 0-1 ① G6-3		C FF 96 F KC 84 X FF 96 0-2 ② F9	4	1	1	0	0	0	0
3 Yuniesky Betancourt, R (1, 6) OBP: 0.299, SLG: 0.378 54 Sean Green, R (7, 1) 25 Mark Kotsay, L (9, PH) OBP: 0.371, SLG: 0.302		C CH 85 X SL 80 0-1 1B		B CH 84 X SL 81 1-0 1-H 2-H 3B			B SI 88 F SI 88 F CH 84 B CH 85 X FF 90 2-2 ② F9		B FF 96 C FF 95 B FF 96 F FF 96 B FF 97 F FF 95 B FF 95 4-2 BB	3 0 0	0 0 0	2 0 0	2 0 0	0 0 1	0 0 0	0 0 0
33 Wil Nieves, R (1, 2) OBP: 0.250, SLG: 0.241		D FF 90 1 SAFE X SI 90 1-0 ③ G4-3		B FF 92 X SI 90 1-0 ③ G4-3			B SL 82 C FF 88 X SI 89 1-1 ③ G4-3		C KC 86 F FF 97 T FF 97 0-2 ③ K	4	0	0	0	0	1	3
49 Yovani Gallardo, R (1, 1) OBP: 0.200, SLG: 0.400 61 Brandon Kintzler, R (6, 1) 21 Zach Braddock, L (7, 1) 30 Craig Counsell, L (7, 6) OBP: 0.273, SLG: 0.172			C FF 89 F SI 89 S SL 79 0-3 ① K		F SI 89 F SL 80 S FF 92 0-3 ① K			C SI 87 X CH 83 0-1 ① G4-3		2 0 0 1	0 0 0 0	0 0 0 0	0 0 0 0	0 0 0 0	2 0 0 0	0 0 0 0

Inning Stats	1	2	3	4	5	6	7	8	9
	R: 0 E: 0 K: 1 S: 10	R: 0 E: 0 K: 0 S: 9	R: 0 E: 0 K: 1 S: 5	R: 2 E: 0 K: 0 S: 13	R: 0 E: 0 K: 2 S: 10	R: 0 E: 0 K: 0 S: 11	R: 0 E: 0 K: 0 S: 7	R: 0 E: 0 K: 0 S: 10	R: 0 E: 0 K: 2 S: 12
	H: 1 LOB: 1 BB: 0 P: 12	H: 1 LOB: 1 BB: 0 P: 13	H: 0 LOB: 0 BB: 0 P: 6	H: 3 LOB: 1 BB: 0 P: 18	H: 0 LOB: 0 BB: 0 P: 12	H: 0 LOB: 0 BB: 0 P: 16	H: 0 LOB: 0 BB: 0 P: 10	H: 2 LOB: 2 BB: 0 P: 17	H: 0 LOB: 1 BB: 1 P: 18

1B: 6 SF: 0 WP: 0 PA: 35
2B: 0 SAC: 1 PB: 0
3B: 1 DP: 0 SB: 1
HR: 0 HBP: 0 CS: 0

PITCHER	IP	WLS	BF	H	R	ER	SO	BB	IBB	HBP	BLK	WP	HR	S	P	ERA	WHIP
49 Jair Jurrjens, R (1, 1) ERA: 1.52	7.2	W	30	7	2	2	4	0	0	0	0	0	0	73	101	2.35	0.913
34 Eric O'Flaherty, L (8, 1) ERA: 1.29	0.1	H	1	0	0	0	0	0	0	0	0	0	0	2	3	0.00	0.000
46 Craig Kimbrel, R (9, 1) ERA: 2.13	1.0		4	0	0	0	2	1	0	0	0	0	0	12	18	0.00	1.000

PITCHER	IP	WLS	BF	H	R	ER	SO	BB	IBB	HBP	BLK	WP	HR	S	P	ERA	WHIP

TOP

Milwaukee Brewers @ Atlanta Braves

Turner Field, Atlanta, GA

Mon May 02 2011, 7:12 PM - 9:48 PM EDT

Att. 14,126 - Cloudy - 77 F

livebaseballscorecards.com

AB	33
R	2
H	7
RBI	2
BB	1
SO	6
LOB	11

Milwaukee Brewers @ Atlanta Braves

Turner Field, Atlanta, GA

Mon May 02 2011, 7:12 PM - 9:48 PM EDT

Att. 14,126 - Cloudy - 77 F

livebaseballscorecards.com

BOTTOM

Batter	1	2	3	4	5	6	7	8	9	AB	R	H	RBI	BB	SO	LOB
14 Martín Prado, R (1, 7) OBP: 0.292, SLG: 0.370	C FF 91 C SL 86 B CU 80 F FF 94 X CU 80 1-2 ① G5-3		B FF 93 F FF 93 X CU 81 1-1 22 CS 1B		C CU 80 F SL 86 S CU 81 0-3 ② K		C SI 93 F SL 82 B SI 93 X CH 87 1-2 ① G5-3			4	0	1	0	0	1	1
22 Jason Heyward, L (1, 9) OBP: 0.347, SLG: 0.495	B FF 93 C SI 92 F SL 87 B FF 94 F SL 86 S CU 80 2-3 ② K		B SL 88 1 SAFE B FF 93 B FF 93 B FF 94 4-0 ② 10 1B 1-2 BB		S CU 81 S CU 82 F CU 81 B FF 93 B CU 81 B SL 89 S CU 82 3-3 ③ K		C FF 94 B FF 93 B FF 94 B SL 78 F FF 92 F FF 93 B SL 80 4-2 10 2B 5 SF8 BB			2	1	0	0	2	2	1
10 Chipper Jones, S (1, 5) OBP: 0.364, SLG: 0.476	C FF 94 C SL 84 B CU 79 B CU 80 S FF 94 2-3 ③ K		D CU 81 F FF 93 X FF 93 1-1 1-2 1B			B CU 80 B CU 78 B FF 93 B FF 92 4-0 5 BB 26 1B 2 2B BB	B FF 93 F FF 92 B FF 94 B FF 94 X FF 91 3-1 5 SF8 1-3 2B			3	1	2	0	1	1	0
26 Dan Uggla, R (1, 4) OBP: 0.266, SLG: 0.391		X FF 92 0-0 5 G4-6-3 1B	B CU 80 X SL 89 1-0 ③ F8			B CU 80 C FF 93 F FF 93 X CU 81 1-2 5 BB 2 2B 1B	B FF 93 F SL 82 B FF 92 B FF 92 I IN 82 4-1 2 FC6-4 IBB			3	1	2	0	1	0	2
5 Freddie Freeman, L (1, 3) OBP: 0.321, SLG: 0.376		X FF 92 0-0 ① ② G4-6-3 1-2f		B CU 80 B FF 92 B SL 86 B FF 92 4-0 2 G6-4-3 BB		B CU 81 B FF 93 B FF 93 C FF 93 B FF 93 4-1 2 2B 1-2 2-3 BB	X FF 92 0-0 ② SF8 2-3 3-H			1	1	0	1	2	0	1
2 Alex Gonzalez, R (1, 6) OBP: 0.280, SLG: 0.420		C FF 93 X SL 87 0-1 1B		C CU 80 D CU 81 F FF 93 X CU 80 1-2 ① ② G6-4-3 1-2f		X CU 81 0-0 13 1B 1-H 2-H 3-H 2B	S SI 86 X SI 85 0-1 ③ FC6-4 1-2f			4	1	2	3	0	0	3
13 Nate McLouth, L (1, 8) OBP: 0.342, SLG: 0.350		B FF 93 T SL 87 C FF 93 B CU 78 S FF 94 2-3 ③ K		S CU 80 B CU 80 B SL 87 X SL 85 2-1 ③ G3		B FF 93 X SI 93 1-0 8 G6-4-3 2-H 1B		X SI 85 0-0 ① G1-4-3		4	0	1	1	0	1	1
8 David Ross, R (1, 2) OBP: 0.348, SLG: 0.727			B FF 92 X SL 85 1-0 HR		F FF 92 B FF 94 T FF 92 B CU 79 X FF 94 2-2 1B	B SI 93 X SI 93 1-0 ① ② G6-4-3 1-2f		B SI 86 S SI 83 X SI 86 1-1 ② F9		4	1	2	1	0	0	1
49 Jair Jurrjens, R (1, 1) 34 Eric O'Flaherty, L (8, 1) 20 Eric Hinske, L (8, PH) OBP: 0.333, SLG: 0.393 46 Craig Kimbrel, R (9, 1)			C FF 93 F FF 92 B CU 80 C CU 81 1-3 ① K		L SL 86 L SL 87 L SL 86 0-3 ① K	C SI 94 X SI 94 0-1 ③ G1-3		X SI 86 0-0 ③ G4-3		3 0 1 0	0 0 0 0	0 0 0 0	0 0 0 0	0 0 0 0	2 0 0 0	1 0 0 0
Inning Stats	R: 0 E: 0 K: 2 S: 11 H: 0 LOB: 0 BB: 0 P: 16	R: 0 E: 0 K: 1 S: 7 H: 2 LOB: 1 BB: 0 P: 9	R: 1 E: 0 K: 1 S: 9 H: 3 LOB: 2 BB: 1 P: 18	R: 0 E: 0 K: 0 S: 5 H: 0 LOB: 0 BB: 1 P: 12	R: 0 E: 0 K: 3 S: 13 H: 1 LOB: 1 BB: 0 P: 18	R: 4 E: 0 K: 0 S: 9 H: 3 LOB: 0 BB: 2 P: 20	R: 1 E: 0 K: 0 S: 12 H: 1 LOB: 2 BB: 2 P: 24	R: 0 E: 0 K: 0 S: 4 H: 0 LOB: 0 BB: 0 P: 5		1B: 7 2B: 2 3B: 0 HR: 1 SF: 1 SAC: 0 DP: 3 HBP: 0			WP: 0 PB: 0 SB: 0 CS: 1 PA: 36	

	AB	29
	R	6
	H	10
	RBI	6
	BB	6
	SO	7
	LOB	11

PITCHER		IP	WLS	BF	H	R	ER	SO	BB	IBB	HBP	BLK	WP	HR	S	P	ERA	WHIP
49 Yovani Gallardo, R ERA: 6.1	(1, 1)	5.0	L	25	9	5	5	7	4	0	0	0	0	1	51	89	9.00	2.600
61 Brandon Kintzler, R ERA: 3.29	(6, 1)	1.1		3	0	0	0	0	0	0	0	0	0	0	6	8	0.00	0.000
21 Zach Braddock, L ERA: 2.79	(7, 1)	0.1		4	1	1	1	0	1	1	0	0	0	0	7	18	27.00	6.000
54 Sean Green, R ERA: 5.91	(7, 1)	1.1		4	0	0	0	0	0	0	0	0	0	0	6	7	0.00	0.000

PITCHER		IP	WLS	BF	H	R	ER	SO	BB	IBB	HBP	BLK	WP	HR	S	P	ERA	WHIP

Milwaukee Brewers @ Atlanta Braves

Turner Field, Atlanta, GA

Wed May 04 2011, 4:12 PM - 7:25 PM EDT

Clear - 65 F

TOP

livebaseballscorecards.com

Batter	1	2	3	4	5	6	7	8	9	AB	R	H	RBI	BB	SO	LOB
23 Rickie Weeks Jr., R (1, 4) OBP: 0.375, SLG: 0.540	C B FF 91 B FF 92 C SL 83 T SL 80 2-2 ① K		C FF 90 B CU 73 S CU 72 B FF 92 X CU 74 2-2 ① F7		B CU 74 B CH 80 B FF 91 C FF 91 B FF 93 4-1 2 S BB			B FF 94 C FF 93 B FF 92 B FO 83 F FF 93 X FF 94 3-2 2 G4-3 3B		3	1	1	0	1	1	0
2 Nyjer Morgan, L (1, 8) OBP: 0.429, SLG: 0.615 (7, 9)	B FF 91 B FF 91 C FF 89 F FF 91 S CU 74 2-3 ② K		L FF 91 C CU 74 F FF 92 X CU 74 0-2 ② G4-3		1 SAFE B FF 91 S CH 78 C FF 91 D CU 75 X CU 74 2-2 ③ G6-3 1-2			F SI 94 B FF 93 F SL 86 F SL 82 B FF 92 B FF 93 F FF 93 X FF 93 3-2 ① G4-3 3-H		4	0	0	1	0	1	1
8 Ryan Braun, R (1, 7) OBP: 0.430, SLG: 0.661	X FF 92 0-0 ③ F8		C FF 94 B FF 92 C FF 93 X FF 93 1-2 ③ G6-3			B FF 91 B FF 91 C FF 90 S FF 91 X FF 92 2-2 ① F8		B FF 94 B FF 93 C FF 93 X FF 92 2-1 ② F9		4	0	0	0	0	0	0
28 Prince Fielder, L (1, 3) OBP: 0.397, SLG: 0.604		X FF 90 0-0 ① F7		C FF 89 B CU 72 F FF 90 X SL 80 1-2 HR		C CU 74 F FF 92 F FF 91 B CU 74 B CU 76 F SL 80 S FF 92 2-3 ② K		S FO 82 B FO 83 B FO 82 C SI 93 X FF 95 2-2 ③ F7		4	1	1	1	0	1	0
14 Casey McGehee, R (1, 5) OBP: 0.319, SLG: 0.370		B FF 89 B CU 72 B FF 90 B FF 91 4-0 25 1B 30 1B BB		F FF 92 B FF 90 B CU 73 C SL 84 F FF 92 B SL 83 F FF 92 F SL 82 F FF 93 3-2 ① F FF 92 T SL 84 K		B FF 92 B FF 91 X FF 90 2-0 ③ F8			X SI 89 0-0 20 FC4-6 1B	3	1	1	0	1	1	0
25 Mark Kotsay, L (1, 9) OBP: 0.375, SLG: 0.309 27 Carlos Gómez, R (7, PH) OBP: 0.282, SLG: 0.324 (7, 8)		D CH 80 B FF 89 C FF 90 F FF 90 X FF 91 2-2 30 1B 1-2 1B		C FF 91 B CH 80 X CH 80 1-1 ② F7			X SI 90 0-0 2B		C SI 88 S SL 77 S SL 77 0-3 ① K	2	0	1	0	0	0	0
20 Jonathan Lucroy, R (1, 2) OBP: 0.386, SLG: 0.412		C SL 83 D CU 74 B SL 80 B SL 82 S FF 91 C FF 93 3-3 ② K		B FF 91 C FF 90 F FF 91 B CU 75 F FF 93 B SL 84 X SL 80 3-2 ③ G5-3			C FF 91 S SI 91 X SL 85 0-2 ① P6		F SI 89 B SI 88 B SL 77 C SL 77 X SI 89 2-2 ② FC4-6 1-2f	4	0	0	0	0	1	4
30 Craig Counsell, L (1, 6) OBP: 0.286, SLG: 0.194 3 Yuniesky Betancourt, R (7, PH) OBP: 0.294, SLG: 0.370 (7, 6)		D CU 74 X FF 92 1-0 1-2 2-H 1B			X FF 89 0-0 ① F7		B SI 91 F SL 84 B SL 84 X SL 84 2-1 ② P4		X SL 76 0-0 ③ F8	2	0	1	1	0	0	0
41 Marco Estrada, R (1, 1) OBP: 0.250, SLG: 0.250 57 Mitch Stetter, L (6, 1) 1 Corey Hart, R (7, PH) OBP: 0.211, SLG: 0.211 54 Sean Green, R (7, 1) 52 Sergio Mitre, R (8, 1)		F FF 92 B SL 83 C SL 82 S SL 83 1-3 ③ K			C FF 89 B SL 80 F FF 90 C CU 73 1-3 ② K		C FF 91 B SL 83 S SL 84 S SL 84 1-3 ③ K			2 0 1 0 0	0 0 0 0 0	0 0 0 0 0	0 0 0 0 0	0 0 1 0 0	2 0 1 0 0	2 0 1 0 0
Inning Stats	R: 0 E: 0 K: 2 S: 7 H: 0 LOB: 0 BB: 0 P: 11	R: 1 E: 0 K: 2 S: 11 H: 2 LOB: 2 BB: 1 P: 22	R: 0 E: 0 K: 0 S: 10 H: 0 LOB: 0 BB: 0 P: 13	R: 1 E: 0 K: 1 S: 17 H: 1 LOB: 0 BB: 0 P: 25	R: 0 E: 0 K: 1 S: 8 H: 0 LOB: 1 BB: 1 P: 15	R: 0 E: 0 K: 1 S: 9 H: 0 LOB: 0 BB: 0 P: 15	R: 0 E: 0 K: 1 S: 9 H: 1 LOB: 1 BB: 0 P: 12	R: 1 E: 0 K: 0 S: 13 H: 1 LOB: 0 BB: 0 P: 23	R: 0 E: 0 K: 1 S: 8 H: 1 LOB: 1 BB: 0 P: 10	1B: 3 2B: 1 3B: 1 HR: 1 SF: 0 SAC: 0 DP: 0 HBP: 0						

	AB	33
	R	3
	H	6
	RBI	3
	BB	2
	SO	9
	LOB	11

WP: 0 PB: 0 SB: 1 CS: 0 PA: 35

PITCHER		IP	WLS	BF	H	R	ER	SO	BB	IBB	HBP	BLK	WP	HR	S	P	ERA	WHIP
48 Tommy Hanson, R ERA: 2.63	(1, 1)	6.0	W	23	3	2	2	7	2	0	0	0	0	1	62	101	3.00	0.833
34 Eric O'Flaherty, L ERA: 1.2	(7, 1)	1.0		4	1	0	0	1	0	0	0	0	0	0	9	12	0.00	1.000
19 Scott Linebrink, R ERA: 5.23	(8, 1)	1.0		4	1	1	1	0	0	0	0	0	0	0	13	23	9.00	1.000
53 Cory Gearrin, R ERA: 4.05	(9, 1)	1.0		4	1	0	0	1	0	0	0	0	0	0	8	10	0.00	1.000

PITCHER	IP	WLS	BF	H	R	ER	SO	BB	IBB	HBP	BLK	WP	HR	S	P	ERA	WHIP

Batter	1	2	3	4	5	6	7	8	9	AB	R	H	RBI	BB	SO	LOB
14 Martín Prado, R (1, 7) OBP: 0.303, SLG: 0.379	B FF 90 C FF 91 B CU 79 F FF 91 S CU 81 2-3 ① **K**		C CU 81 X CU 81 0-1 10 FC5-2 22 G3 16 1B **1-2** **3-H** 1B	C CU 81 B CH 78 F FF 90 X CU 80 1-2 **1-2** **2-H** **3-H** 1B		C CU 82 F CU 80 X FF 90 0-2 22 WP 10 1B **1-2** **2-3** 1B	B SI 86 C CU 70 B SI 86 C SI 86 C SI 87 2-3 ③ **K**			5	2	3	3	0	2	2
22 Jason Heyward, L (1, 9) OBP: 0.357, SLG: 0.500	B FF 91 S FF 91 B FF 89 B FF 91 F FF 92 F FF 92 B FF 93 4-2 **BB**		B FF 91 B CH 77 B FF 92 C FF 91 X CH 78 3-1 ① **G3** **1-2** **2-3**	F CU 80 S FF 90 X CU 80 0-2 ② **F8**		B FF 81 C SL 75 F SI 80 H SL 76 2-2 10 1B 16 SF9 **1-2** **2-3** **3-H** HBP		F FF 89 X SI 88 0-1 5 BB 2B		3	1	1	0	1	0	4
10 Chipper Jones, S (1, 5) OBP: 0.358, SLG: 0.463	X FF 91 0-0 ② **F8**		C CU 80 S CU 82 D CU 83 B FF 92 B CU 81 X CU 80 3-2 ② **FC5-2** 16 1B **2-3** **3-H**	F FF 91 B CH 79 B CH 78 B CU 80 X FF 91 3-1 ③ **G5-3**		C SL 75 B FF 81 X SL 76 1-1 **1-3** **2-H** **3-H** 1B		S CU 75 S SI 88 B SI 88 D CU 77 C SI 88 2-3 ① **K**		5	0	1	2	0	1	6
16 Brian McCann, L (1, 2) OBP: 0.360, SLG: 0.370	B FF 91 C CH 76 1 SAFE 1 SAFE S FF 91 X CH 77 1-2 ③ **F8**		X CH 78 0-0 **1-2** **3-H** 1B		B FF 89 C CH 78 M CH 78 X FF 91 1-2 ① **P5**	B FF 82 X SL 80 1-0 ② **SF9** **3-H**		C SI 88 B CH 79 S SI 88 B SI 88 D CH 80 F SI 86 F CH 78 B SI 87 4-2 5 BB BB		3	0	1	2	1	0	1
26 Dan Uggla, R (1, 4) OBP: 0.256, SLG: 0.375		C FF 91 X CU 80 0-1 ① **G3**	S CU 80 C FF 91 S CU 81 0-3 ③ **K**		S CU 79 S FF 89 F CH 77 X CU 80 0-2 ② **G4-3**	C FF 82 C SL 74 S SL 75 0-3 ③ **K**		B CU 76 F SI 89 B SI 89 X SI 88 2-1 ② **P4**		5	0	0	0	0	2	5
5 Freddie Freeman, L (1, 3) OBP: 0.333, SLG: 0.381		B CH 76 B FF 91 C FF 90 F CH 76 X CU 80 2-2 ② **G5-3**		B FF 90 X CH 76 1-0 13 BB 2 1B 14 1B 1B	F FF 90 C CU 80 B FF 90 F CU 79 B CH 79 B FF 91 C FF 91 3-3 ③ **K**		B SI 85 F FF 85 B FF 86 S SI 84 B FF 85 F SI 85 X SI 86 3-2 13 1B 1B	B SI 88 C SI 88 T SI 88 B SI 89 B CH 79 B SI 88 4-2 **1-2** **2-3** BB		4	1	2	0	1	1	0
2 Alex Gonzalez, R (1, 6) OBP: 0.276, SLG: 0.410		B FF 91 S CU 79 B CU 79 B FF 91 S FF 91 F FF 92 X CU 80 3-2 ③ **G5-3**		1 SAFE B FF 89 S CH 78 S CU 81 D CU 82 X FF 91 2-2 13 BB 14 1B **1-2** 1B		B FF 88 C FF 88 F CU 78 B FF 90 C FF 91 2-3 ① **K**	B CU 72 F SI 86 B CU 71 X SI 85 2-1 ① **F8**	C FF 89 B CU 78 B CU 76 F SI 89 F SL 80 F SI 87 X CU 77 2-2 ③ **F7**		5	1	1	0	0	1	4
13 Nate McLouth, L (1, 8) OBP: 0.364, SLG: 0.377			B FF 90 B CH 77 X FF 90 2-0 48 1B 14 1B 2B	C FF 91 S FF 92 B FF 92 B CU 80 B FF 91 F FF 91 B CH 78 4-2 14 1B **1-2** **2-3** BB		C FF 90 X CH 78 0-1 14 1B 7 BB 22 WP 1B	C SI 85 B SI 85 B SI 83 X SI 84 2-1 **1-2** 1B			3	2	3	0	1	0	0
48 Tommy Hanson, R (1, 1) OBP: 0.077, SLG: 0.077 7 Brooks Conrad, S (6, PH) OBP: 0.267, SLG: 0.154 34 Eric O'Flaherty, L (7, 1) 20 Eric Hinske, L (7, PH) OBP: 0.323, SLG: 0.379 19 Scott Linebrink, R (8, 1) 53 Cory Gearrin, R (9, 1)			C FF 91 M CU 81 X CU 81 0-2 22 G3 14 1B 10 FC5-2 **2-3** 1B	B FF 92 C FF 91 C CU 82 B CU 81 C FF 92 2-3 ① **K**		B CH 78 B FF 89 B FF 90 B FF 91 4-0 22 WP 14 1B 10 1B **1-2** BB	C SI 86 B CU 71 F SI 86 B SI 86 S SI 85 2-3 ② **K**			2 0 0 1 0 0	0 1 0 0 0 0	1 0 0 0 0 0	0 0 0 0 0 0	0 1 0 0 0 0	1 0 0 1 0 0	3 0 0 2 0 0
Inning Stats	R: 0 E: 0 K: 1 S: 10 H: 0 LOB: 1 BB: 1 P: 17	R: 0 E: 0 K: 0 S: 9 H: 0 LOB: 0 BB: 0 P: 14	R: 2 E: 0 K: 1 S: 15 H: 4 LOB: 2 BB: 0 P: 23	R: 2 E: 0 K: 1 S: 18 H: 3 LOB: 2 BB: 1 P: 31	R: 0 E: 0 K: 1 S: 11 H: 0 LOB: 0 BB: 0 P: 15	R: 4 E: 0 K: 2 S: 16 H: 3 LOB: 1 BB: 1 P: 26	R: 0 E: 0 K: 2 S: 14 H: 2 LOB: 2 BB: 0 P: 25	R: 0 E: 0 K: 1 S: 18 H: 1 LOB: 3 BB: 2 P: 32		1B: 11 2B: 2 3B: 0 HR: 0 SF: 1 SAC: 0 DP: 0 HBP: 1			WP: 1 PB: 0 SB: 0 CS: 0 PA: 43	

PITCHER		IP	WLS	BF	H	R	ER	SO	BB	IBB	HBP	BLK	WP	HR	S	P	ERA	WHIP
41 Marco Estrada, R ERA: 4.78	(1, 1)	5.1	L	28	9	7	7	5	3	0	0	0	0	0	71	114	11.81	2.250
57 Mitch Stetter, L ERA: 3.0	(6, 1)	0.2		4	1	1	1	1	0	0	1	0	1	0	8	12	13.50	1.500
54 Sean Green, R ERA: 5.4	(7, 1)	1.0		5	2	0	0	2	0	0	0	0	0	0	14	25	0.00	2.000
52 Sergio Mitre, R ERA: 2.45	(8, 1)	1.0		6	1	0	0	1	2	0	0	0	0	0	18	32	0.00	3.000

PITCHER	IP	WLS	BF	H	R	ER	SO	BB	IBB	HBP	BLK	WP	HR	S	P	ERA	WHIP

BOTTOM

Milwaukee Brewers @ Atlanta Braves

Turner Field, Atlanta, GA

Wed May 04 2011, 4:12 PM - 7:25 PM EDT

Clear - 65 F

livebaseballscorecards.com

AB	36
R	8
H	13
RBI	7
BB	5
SO	9
LOB	27

Batter	1	2	3	4	5	6	7	8	9	AB	R	H	RBI	BB	SO	LOB
23 Rickie Weeks Jr., R (1, 4) OBP: 0.379, SLG: 0.543	C SI 91 S SI 91 B FC 86 S SI 92 1-3 K ①			S FC 83 X SI 90 0-1 8 G4-3 2B		C SI 91 B FC 85 X CU 75 1-1 G5-3 ③			C SI 91 B SI 90 F SI 91 B FC 85 B FC 86 B FC 84 4-2 1 DI BB	3	0	1	0	1	1	0
1 Corey Hart, R (1, 9) OBP: 0.174, SLG: 0.174	S SI 92 B SI 92 X SI 92 1-1 G5-3 ②			X SI 91 0-0 G5-3 ①			B FS 76 C SI 90 B FC 83 F SI 90 F SI 91 S FS 80 2-3 K ①		S CU 76 B FC 85 S SI 91 X SI 91 1-2 G3 ③ 1-2	4	0	0	0	0	1	2
8 Ryan Braun, R (1, 7) OBP: 0.420, SLG: 0.643	C FF 91 F SI 91 B SI 92 B FS 85 X SI 91 2-2 G6-3 ③			C CU 77 B FC 83 X SI 91 1-1 G4-3 ② 2-3			C FF 91 X SI 91 0-1 G6-3 ②			3	0	0	0	0	0	1
28 Prince Fielder, L (1, 3) OBP: 0.388, SLG: 0.588		X SI 88 0-0 F7 ①		C SI 91 B FF 90 F FF 90 B FF 90 F FS 84 S FF 90 2-3 K ③			C SI 91 F CU 76 F FS 84 B FS 84 X FF 91 1-2 G5-3 ③			3	0	0	0	0	1	1
14 Casey McGehee, R (1, 5) OBP: 0.311, SLG: 0.360		C SI 90 B SI 89 X SI 90 1-1 G3 ②			F SI 90 C SI 90 X FC 84 0-2 F9 ①			C FC 83 X FS 80 0-1 G4-3 ①		3	0	0	0	0	0	0
3 Yuniesky Betancourt, R (1, 6) OBP: 0.286, SLG: 0.359		C SI 89 F SI 90 B SI 91 S SI 90 1-3 K ③			C CU 76 F FC 83 F SI 91 B FF 90 S FC 84 1-3 K ②			X FC 85 0-0 F8 ②		3	0	0	0	0	2	0
27 Carlos Gómez, R (1, 8) OBP: 0.275, SLG: 0.315			C CU 73 F SI 89 S FC 84 0-3 K ①		S FC 84 X SI 91 0-1 G6-3 ③			C SI 91 F FF 91 B FF 90 B CU 76 B FS 80 X FC 84 3-2 G4-3 ③		3	0	0	0	0	1	0
33 Wil Nieves, R (1, 2) OBP: 0.229, SLG: 0.219			B SI 90 B SI 90 B FF 90 C FF 90 S SI 90 F SI 91 X SI 90 3-2 F8 ②			C SI 89 X SI 89 0-1 G5-3 ①			S SI 89 X SI 90 0-1 G3 ①	3	0	0	0	0	0	0
13 Zack Greinke, R (1, 1) 61 Brandon Kintzler, R (5, 1) 25 Mark Kotsay, L (6, PH) OBP: 0.369, SLG: 0.304 32 LaTroy Hawkins, R (6, 1) 57 Mitch Stetter, L (6, 1) 50 Kameron Loe, R (7, 1) 59 John Axford, R (8, 1) 30 Craig Counsell, L (9, PH) OBP: 0.278, SLG: 0.188			C SI 90 B SI 91 T SI 90 F SI 91 X CU 75 1-2 P3 ③			C SI 90 X CU 75 0-1 L4 ②			B SI 90 F SI 89 B SI 90 X SI 91 2-1 G6-3 ②	1 0 1 0 0 0 0 1	0 0 0 0 0 0 0 0	0 0 0 0 0 0 0 0	0 0 0 0 0 0 0 0	0 0 0 0 0 0 0 0	0 0 0 0 0 0 0 0	0 0 0 0 0 0 0 0
Inning Stats	R: 0 E: 0 K: 1 S: 8 H: 0 LOB: 0 BB: 0 P: 12	R: 0 E: 0 K: 1 S: 6 H: 0 LOB: 0 BB: 0 P: 8	R: 0 E: 0 K: 1 S: 11 H: 0 LOB: 0 BB: 0 P: 15	R: 0 E: 0 K: 1 S: 9 H: 1 LOB: 1 BB: 0 P: 12	R: 0 E: 0 K: 1 S: 9 H: 0 LOB: 0 BB: 0 P: 10	R: 0 E: 0 K: 0 S: 6 H: 0 LOB: 0 BB: 0 P: 7	R: 0 E: 0 K: 1 S: 10 H: 0 LOB: 0 BB: 0 P: 13	R: 0 E: 0 K: 0 S: 6 H: 0 LOB: 0 BB: 0 P: 9	R: 0 E: 0 K: 0 S: 9 H: 0 LOB: 1 BB: 1 P: 16	1B: 0 2B: 1 3B: 0 HR: 0 SF: 0 SAC: 0 DP: 0 HBP: 0					WP: 0 PB: 0 SB: 0 CS: 0	PA: 29

PITCHER	IP	WLS	BF	H	R	ER	SO	BB	IBB	HBP	BLK	WP	HR	S	P	ERA	WHIP
15 Tim Hudson, R (1, 1) ERA: 2.86	9.0	W	29	1	0	0	6	1	0	0	0	0	0	74	102	0.00	0.222

PITCHER	IP	WLS	BF	H	R	ER	SO	BB	IBB	HBP	BLK	WP	HR	S	P	ERA	WHIP

TOP

Milwaukee Brewers @ Atlanta Braves

Turner Field, Atlanta, GA

Wed May 04 2011, 8:03 PM - 10:44 PM EDT

Att. 15,543 - Clear - 60 F

livebaseballscorecards.com

AB	28
R	0
H	1
RBI	0
BB	1
SO	6
LOB	4

Batter	1	2	3	4	5	6	7	8	9	AB	R	H	RBI	BB	SO	LOB
14 Martín Prado, R (1, 5) (8, 7) OBP: 0.299, SLG: 0.372	C FF 91 X SI 93 0-1 ① G3	C FF 92 X SL 80 0-1 2-H 1B		B FF 92 C FF 91 F CH 86 C SI 93 1-3 ② K		B FF 90 F FF 91 F FF 90 F FF 90 F FF 91 B CU 77 X FF 92 2-2 ① F9		C FF 91 X CU 78 0-1 ① G6-3		5	0	1	1	0	1	0
2 Alex Gonzalez, R (1, 6) OBP: 0.281, SLG: 0.410	B FF 92 S CU 78 B SI 92 S FF 92 F FF 93 X SI 94 2-2 E3 22 CI 26 1B	F FF 92 F SI 92 D SL 85 F SL 85 C FF 92 1-3 ③ K		X CU 78 0-0 E5		C FF 92 F SL 86 B FF 90 F FF 91 F FF 92 B FF 92 F FF 92 X CU 77 2-2 26 1B 1B		X SL 83 0-0 26 2B 5 1B 1B		5	2	2	0	0	1	1
22 Jason Heyward, L (1, 9) OBP: 0.346, SLG: 0.482	C FF 93 B FF 93 S SL 80 B SL 80 F FF 93 D FF 89 F 3-2 CI 26 1B 1-2		B FF 89 C CH 84 T FF 90 F FF 91 F SL 85 T SL 85 1-2 ① K	C FF 91 D CU 78 B FF 91 S CH 85 S SL 84 2-3 ③ K		F FF 92 1 SAFE F FF 92 F FF 92 B FF 92 F FF 93 B FF 93 F FF 93 B FF 93 3-2 X FF 93 ② P5		S FF 91 D CU 79 C CU 78 F FF 94 S FF 94 1-3 ② K		4	0	0	0	0	3	3
26 Dan Uggla, R (1, 4) OBP: 0.276, SLG: 0.395	C SL 86 F SL 82 F SI 94 F SL 86 B SI 94 D SL 87 F SL 86 F SI 94 X SL 88 2-2 1-2 2-H 1B		F SL 80 F FF 92 C FF 91 0-3 ② K		B SI 93 B SL 84 B SI 93 C SI 94 F SI 94 B CH 88 4-2 8 1B 20 SF8 BB	X FF 92 0-0 1-2 1B		C FF 94 X CU 80 0-1 1-3 5 1B 2B		4	2	3	1	1	1	0
5 Freddie Freeman, L (1, 3) OBP: 0.328, SLG: 0.373	B CU 79 D SI 92 B FF 93 C FF 91 F FF 92 F SI 91 S SL 86 3-3 ② K		B SI 92 X CH 86 1-0 ③ G3		F SI 94 B CH 86 S CH 87 C SI 95 1-3 ① K	B SL 74 B SL 74 X SL 80 2-0 ③ P5		F FF 93 C FF 94 B FF 95 F FF 94 B FF 95 X FF 94 2-2 2-H 3-H 1B		5	0	1	2	0	2	5
8 David Ross, R (1, 2) OBP: 0.357, SLG: 0.704	F FF 91 X SL 85 0-1 ③ F8			B FF 90 C FF 90 X SI 92 1-1 20 2B 2B	B SI 94 F SI 94 F FF 94 B CH 87 B CH 87 X SI 94 3-2 1-3 13 BB 1B		B SI 89 F SI 88 C SI 89 X FF 84 1-2 ① F9	C FF 94 B FF 94 C SL 84 B FF 94 B SL 84 X FF 95 3-2 ③ G5-3		5	1	2	0	0	0	3
20 Eric Hinske, L (1, 7) OBP: 0.314, SLG: 0.406 23 Brandon Hicks, R (8, 5) OBP: 0.222, SLG: 0.125		S FF 90 B CH 85 B FF 91 F FF 91 F FF 93 B SL 81 X FF 92 3-2 ① G4-3		B SI 91 B CU 78 X SL 84 2-0 2-H 13 HR 2B	F SI 94 B CH 87 X SI 94 1-1 ② SF8 3-H		B SI 90 C SI 89 X SI 90 1-1 ② G4-3			3 0	1 0	1 0	2 0	0 0	0 0	0 0
13 Nate McLouth, L (1, 8) OBP: 0.384, SLG: 0.417		B SI 91 B SI 92 B FF 91 B CH 88 4-0 15 SH3-4 14 1B BB		B FF 91 B FF 91 X FF 89 2-0 2-H HR	B SI 94 B CH 86 F CH 88 C CH 87 B SI 93 B CH 86 4-2 1-2 15 FC4 BB		C SI 89 B FF 85 X SI 85 1-1 15 FC5-4 1B			2	2	2	2	2	0	0
15 Tim Hudson, R (1, 1)		B FF 89 L SL 81 X CH 89 1-1 ② SH3-4 1-2		S SI 92 X CU 78 0-1 ① G5-3	B SI 94 X SI 93 1-0 ③ FC4 1-2f		S SI 89 T SI 89 X SI 90 0-2 ③ FC5-4 1-2f			3	0	0	0	0	0	3
Inning Stats	R: 1 H: 1 E: 2 LOB: 2 K: 1 BB: 0 S: 23 P: 33	R: 1 H: 1 E: 0 LOB: 1 K: 1 BB: 1 S: 12 P: 21	R: 0 H: 0 E: 0 LOB: 0 K: 2 BB: 0 S: 9 P: 11	R: 3 H: 3 E: 1 LOB: 1 K: 2 BB: 0 S: 13 P: 21	R: 1 H: 1 E: 0 LOB: 2 K: 1 BB: 2 S: 13 P: 27	R: 0 H: 2 E: 0 LOB: 2 K: 0 BB: 0 S: 19 P: 28	R: 0 H: 1 E: 0 LOB: 1 K: 0 BB: 0 S: 10 P: 13	R: 2 H: 3 E: 0 LOB: 1 K: 1 BB: 0 S: 16 P: 22		1B: 8 2B: 3 3B: 0 HR: 1	SF: 1 SAC: 1 DP: 0 HBP: 0			WP: 0 PB: 0 SB: 0 CS: 0	PA: 42	

PITCHER		IP	WLS	BF	H	R	ER	SO	BB	IBB	HBP	BLK	WP	HR	S	P	ERA	WHIP
13 Zack Greinke, R ERA: 9.0	(1, 1)	4.0	L	21	5	5	4	6	1	0	0	0	0	1	57	86	9.00	1.500
61 Brandon Kintzler, R ERA: 3.68	(5, 1)	1.0		6	1	1	1	1	2	0	0	0	0	0	13	27	9.00	3.000
32 LaTroy Hawkins, R ERA: 1.93	(6, 1)	0.2		4	2	0	0	0	0	0	0	0	0	0	18	25	0.00	3.000
57 Mitch Stetter, L ERA: 2.84	(6, 1)	0.1		1	0	0	0	0	0	0	0	0	0	0	1	3	0.00	0.000
50 Kameron Loe, R ERA: 3.14	(7, 1)	1.0		4	1	0	0	0	0	0	0	0	0	0	10	13	0.00	1.000

PITCHER		IP	WLS	BF	H	R	ER	SO	BB	IBB	HBP	BLK	WP	HR	S	P	ERA	WHIP
59 John Axford, R ERA: 6.35	(8, 1)	1.0		6	3	2	2	1	0	0	0	0	0	0	16	22	18.00	3.000

BOTTOM

Milwaukee Brewers @ Atlanta Braves

Turner Field, Atlanta, GA

Wed May 04 2011, 8:03 PM - 10:44 PM EDT

Att. 15,543 - Clear - 60 F

livebaseballscorecards.com

AB	36
R	8
H	12
RBI	8
BB	3
SO	8
LOB	15

Batter	1	2	3	4	5	6	7	8	9	AB	R	H	RBI	BB	SO	LOB
23 Rickie Weeks Jr., R (1, 4) OBP: 0.382, SLG: 0.538	C FF 92 S SL 83 B FF 93 S FF 93 1-3 ① K		F FF 93 F CH 82 B CU 75 C SL 83 1-3 ③ K			C CU 72 B CH 81 B SL 83 B FF 93 B FF 93 4-1 14 WP 8 1B BB		C SI 95 B SL 85 B SI 95 X SI 94 2-1 2 SH3-4 1B		3	0	1	0	1	2	0
2 Nyjer Morgan, L (1, 8) OBP: 0.419, SLG: 0.586 50 Kameron Loe, R (8, 1)	B FF 92 S FF 93 B FF 93 B FF 92 C FF 91 S FF 93 3-3 ② K			X FF 89 0-0 14 CS 1B		L FF 92 B FF 90 1 SAFE X FF 91 1-1 ① B2		X SI 94 0-0 ① SH3-4 1-2		3 0	0 0	1 0	0 0	0 0	1 0	1 0
8 Ryan Braun, R (1, 7) OBP: 0.415, SLG: 0.629	B SL 84 C FF 94 T FF 93 B SL 85 T FF 94 2-2 ③ K			B FF 90 X FF 91 1-0 ① L5		1 SAFE B FF 90 C FF 91 B FF 92 1 SAFE F FF 90 X FF 91 2-2 14 WP 1B 1-2		C SI 95 B SI 95 S SL 86 1-3 ② K		4	0	1	0	0	2	2
28 Prince Fielder, L (1, 3) OBP: 0.376, SLG: 0.568		B FF 91 S CH 81 B FF 92 F FF 92 T CU 75 2-2 ① K		B CH 78 B CH 78 F FF 88 1 SAFE T FF 92 F CH 81 1 SAFE T FF 93 2-2 ② K		F FF 91 B CH 79 F CH 80 B FF 92 F FF 93 F CH 79 F CH 78 B FF 92 X FF 90 3-2 ② F7		C SI 95 F FF 94 B SI 94 C SL 86 1-3 ③ K		4	0	0	0	0	3	4
14 Casey McGehee, R (1, 5) OBP: 0.310, SLG: 0.365		B SL 85 X SL 82 1-0 3 G3-1 2B		T FF 92 0-1 ③ CS 1-2	C FF 90 S SL 84 0-3 ① K	F FF 92 B SL 83 C FF 91 B FF 90 F FF 92 B SL 83 X CH 80 3-2 ③ G3-1 1-2 2-3			S FF 97 C FF 97 F FF 98 S KC 87 0-3 ① K	4	0	1	0	0	2	2
3 Yuniesky Betancourt, R (1, 6) OBP: 0.276, SLG: 0.346		C FF 92 X SL 84 0-1 ② G3-1 2-3			X CH 81 0-0 E6 1 1B 20 SF8		F SI 92 F SL 84 B CH 86 S SL 85 1-3 ① K		C FF 98 S KC 87 S KC 88 0-3 ② K	4	1	0	0	0	2	1
1 Corey Hart, R (1, 9) OBP: 0.185, SLG: 0.185		C FF 92 F FF 93 B FF 94 D CH 83 F FF 93 D SL 85 S CH 82 3-3 ③ K			B SL 84 B CH 78 X FF 89 2-0 18 WP 1-3 1B		C CH 84 C SL 84 B CH 87 B FF 93 S SL 83 2-3 ② K		B KC 88 S KC 87 F FF 98 F FF 99 X KC 89 1-2 ③ G3-1	4	0	1	0	0	2	1
20 Jonathan Lucroy, R (1, 2) OBP: 0.383, SLG: 0.415			C FF 90 F FF 92 B SL 82 S FF 92 1-3 ① K		X FF 90 0-0 ② SF8 3-H		X SI 92 0-0 1B			2	0	1	1	0	1	0
18 Shaun Marcum, R (1, 1) OBP: 0.125, SLG: 0.125 27 Carlos Gómez, R (8, 8) OBP: 0.275, SLG: 0.315			B FF 92 C FF 91 S FF 92 X CU 73 1-2 ② G5-3		C FF 91 C FF 92 B SL 82 X SL 81 1-2 ③ G6-3 1-3		B SI 91 F SI 92 X SI 92 1-1 ③ G4-3			3 0	0 0	0 0	0 0	0 0	0 0	2 0
Inning Stats	R: 0 E: 0 K: 3 S: 9 H: 0 LOB: 0 BB: 0 P: 15	R: 0 E: 0 K: 2 S: 10 H: 1 LOB: 1 BB: 0 P: 16	R: 0 E: 0 K: 2 S: 9 H: 0 LOB: 0 BB: 0 P: 12	R: 0 E: 0 K: 1 S: 7 H: 1 LOB: 0 BB: 0 P: 10	R: 1 E: 1 K: 1 S: 9 H: 1 LOB: 1 BB: 0 P: 12	R: 0 E: 0 K: 0 S: 16 H: 1 LOB: 2 BB: 1 P: 29	R: 0 E: 0 K: 2 S: 9 H: 1 LOB: 1 BB: 0 P: 13	R: 0 E: 0 K: 2 S: 9 H: 1 LOB: 1 BB: 0 P: 13	R: 0 E: 0 K: 2 S: 11 H: 0 LOB: 0 BB: 0 P: 12	1B: 5 2B: 1 3B: 0 HR: 0 SF: 1 SAC: 1 DP: 0 HBP: 0					WP: 2 PB: 0 SB: 0 CS: 1	PA: 35

PITCHER		IP	WLS	BF	H	R	ER	SO	BB	IBB	HBP	BLK	WP	HR	S	P	ERA	WHIP
37 Brandon Beachy, R ERA: 2.98	(1, 1)	6.0		23	4	1	0	9	1	0	0	0	2	0	60	94	0.00	0.833
34 Eric O'Flaherty, L ERA: 1.13	(7, 1)	1.0		4	1	0	0	2	0	0	0	0	0	0	9	13	0.00	1.000
39 Jonny Venters, L ERA: 0.54	(8, 1)	1.0	W	4	1	0	0	2	0	0	0	0	0	0	9	13	0.00	1.000
46 Craig Kimbrel, R ERA: 1.98	(9, 1)	1.0	S	3	0	0	0	2	0	0	0	0	0	0	11	12	0.00	0.000

PITCHER	IP	WLS	BF	H	R	ER	SO	BB	IBB	HBP	BLK	WP	HR	S	P	ERA	WHIP

TOP

Milwaukee Brewers @ Atlanta Braves

Turner Field, Atlanta, GA

Thu May 05 2011, 7:11 PM - 9:50 PM EDT

Att. 15,307 - Cloudy - 65 F

livebaseballscorecards.com

AB	31
R	1
H	6
RBI	1
BB	1
SO	15
LOB	13

Milwaukee Brewers @ Atlanta Braves

Turner Field, Atlanta, GA

Thu May 05 2011, 7:11 PM - 9:50 PM EDT

Att. 15,307 - Cloudy - 65 F

BOTTOM

livebaseballscorecards.com

Batter	1	2	3	4	5	6	7	8	9	AB	R	H	RBI	BB	SO	LOB
14 Martín Prado, R (1, 7) OBP: 0.305, SLG: 0.404	B SI 84 X SL 80 1-0 22 G3 2B		C CU 73 B FF 87 S SL 80 F FC 85 B CH 81 X CU 70 2-2 ② G5-3			C CU 74 X CH 75 0-1 ① G5-3		B SI 89 B SI 88 C SI 88 B SI 89 X SI 88 3-1 HR		4	1	2	1	0	0	0
22 Jason Heyward, L (1, 9) OBP: 0.336, SLG: 0.466	X SI 86 0-0 ① G3 2-3		C FF 88 S FC 85 S CH 78 0-3 ③ K			B SL 81 S CH 75 B CH 77 F CH 76 C FC 82 2-3 ② K		F SI 90 C SI 79 B SI 90 B SI 90 B SI 90 F SI 90 X SI 89 3-2 ① G4-3		4	0	0	0	0	2	1
10 Chipper Jones, S (1, 5) OBP: 0.362, SLG: 0.482	B CH 81 3 SAFE F CH 81 B FF 88 D CH 80 X CH 81 3-1 ② G3			B CH 80 B FC 85 B SI 86 C FF 86 C FC 84 F CH 78 C FC 84 3-3 ① K		B SL 81 X CU 73 1-0 26 FC5 2B		X SI 91 0-0 2B		4	0	2	0	0	1	1
16 Brian McCann, L (1, 2) OBP: 0.374, SLG: 0.373	C FC 86 B FF 88 X FF 87 1-1 ③ P5			F FF 87 F FC 86 X CH 79 0-2 E8 1B		B FF 86 I IN 58 I IN 62 I IN 66 4-0 26 FC5 IBB		B SI 90 I I I IN 59 4-0 IBB		2	0	1	0	2	0	1
26 Dan Uggla, R (1, 4) OBP: 0.268, SLG: 0.383		B FF 85 B CU 73 S CH 80 S CH 80 S CH 79 2-3 ① K		X SI 87 0-0 ② G1-3		D CU 74 X CH 80 1-0 ③ FC5 1-2 2-3f		F SL 78 C SL 80 D SL 80 B SI 88 X SI 90 2-2 ② L7		4	0	0	0	0	1	5
20 Eric Hinske, L (1, 3) OBP: 0.333, SLG: 0.500 46 Craig Kimbrel, R (9, 1)		C FF 86 F CH 81 X SI 88 0-2 HR		B FF 87 C CH 81 B SI 86 X FC 85 2-1 ③ G3-1			B CH 82 B CH 78 C FC 80 C FC 82 X FC 82 2-2 1B	B SI 90 B SI 90 X SI 90 2-0 ③ G6-3		4 0	1 0	2 0	1 0	0 0	0 0	3 0
13 Nate McLouth, L (1, 8) OBP: 0.375, SLG: 0.405		B FC 85 X CH 81 1-0 ② F9			C FF 87 X FC 83 0-1 ① G3		B CU 71 B CH 78 L SI 85 B SL 80 X FF 86 3-1 ① P5			3	0	0	0	0	0	1
23 Brandon Hicks, R (1, 6) OBP: 0.182, SLG: 0.100 2 Alex Gonzalez, R (7, PH) OBP: 0.279, SLG: 0.407 (8, 6)		X FC 84 0-0 ③ F7			C FC 86 C CU 73 B CH 79 S SL 78 1-3 ② K		S CU 73 X CH 79 0-1 ② F8			2 1	0 0	0 0	0 0	0 0	1 0	0 1
37 Brandon Beachy, R (1, 1) 34 Eric O'Flaherty, L (7, 1) 7 Brooks Conrad, S (7, PH) OBP: 0.250, SLG: 0.143 39 Jonny Venters, L (8, 1) 5 Freddie Freeman, L (9, 3) OBP: 0.328, SLG: 0.373			C SL 82 B CU 72 S FF 87 F CH 78 F SL 81 B CU 73 S FF 88 2-3 ① K		C CU 70 S CH 76 B CH 76 S FF 87 1-3 ③ K		C CU 72 B CH 79 T CH 80 F CH 70 D CH 82 B FC 83 F CH 80 S FF 88 3-3 ③ K			2 0 1 0 0	0 0 0 0 0	0 0 0 0 0	0 0 0 0 0	2 0 0 0 0	0 0 1 0 0	0 0 1 0 0
Inning Stats	R: 0 E: 0 K: 0 S: 6 H: 1 LOB: 1 BB: 0 P: 11	R: 1 E: 0 K: 1 S: 8 H: 1 LOB: 0 BB: 0 P: 11	R: 0 E: 0 K: 2 S: 12 H: 0 LOB: 0 BB: 0 P: 16	R: 0 E: 1 K: 1 S: 10 H: 1 LOB: 1 BB: 0 P: 15	R: 0 E: 0 K: 2 S: 8 H: 0 LOB: 0 BB: 0 P: 10	R: 0 E: 0 K: 1 S: 7 H: 1 LOB: 2 BB: 1 P: 15	R: 0 E: 0 K: 1 S: 12 H: 1 LOB: 1 BB: 0 P: 20	R: 1 E: 0 K: 0 S: 11 H: 2 LOB: 2 BB: 1 P: 25		1B: 2 2B: 3 3B: 0 HR: 2 SF: 0 SAC: 0 DP: 0 HBP: 0						

	AB	31
	R	2
	H	7
	RBI	2
	BB	2
	SO	8
	LOB	14

WP: 0 PA: 33
PB: 0
SB: 0
CS: 0

PITCHER		IP	WLS	BF	H	R	ER	SO	BB	IBB	HBP	BLK	WP	HR	S	P	ERA	WHIP
18 Shaun Marcum, R ERA: 2.06	(1, 1)	7.0		27	5	1	1	8	0	1	0	0	0	1	63	98	1.29	0.714
50 Kameron Loe, R ERA: 3.52	(8, 1)	1.0	L	6	2	1	1	0	0	1	0	0	0	1	11	25	9.00	2.000

PITCHER	IP	WLS	BF	H	R	ER	SO	BB	IBB	HBP	BLK	WP	HR	S	P	ERA	WHIP

Atlanta Braves @ Philadelphia Phillies

Citizens Bank Park, Philadelphia, PA

Fri May 06 2011, 7:09 PM - 9:49 PM EDT

Att. 45,495 - Partly Cloudy - 67 F

TOP

livebaseballscorecards.com

Batter	1	2	3	4	5	6	7	8	9	AB	R	H	RBI	BB	SO	LOB
14 Martín Prado, R (1, 7) OBP: 0.308, SLG: 0.404	C FF 92 F FF 92 B CU 78 X FC 88 1-2 2 1B 1B		C CH 85 F FF 92 C FC 87 0-3 ② K	C FF 92 D CH 86 F SI 92 C FF 92 1-3 ③ K			L SI 91 L FC 88 F SI 92 S CU 77 0-3 ① K		1 SAFE C SI 93 C CU 78 X CU 77 0-2 1-H 2 1B 1B	5	1	2	1	0	3	2
2 Alex Gonzalez, R (1, 6) OBP: 0.291, SLG: 0.422	B FF 91 B CH 86 C CH 84 B FC 88 S FF 92 F FF 92 F FF 92 F FF 92 X FF 93 3-2 1-2 1B		X FC 86 0-0 10 1B 2B		B FF 91 C CH 84 S FC 85 B FF 92 F FF 92 C SI 92 2-3 ① K		F FF 92 F FF 92 F CU 76 C SI 93 0-3 ② K		B SI 94 B SI 92 X SI 93 2-0 ② 2-H 1B	5	1	3	1	0	2	1
10 Chipper Jones, S (1, 5) OBP: 0.364, SLG: 0.479	C FF 92 C FF 92 B FC 88 F SI 92 B SI 92 S CH 85 2-3 ① K		X FF 92 0-0 16 2B 2-H 1B		F SI 91 X FC 88 0-1 ② F9		F SI 93 B FC 88 X FF 92 1-1 1-2 1B		F SI 90 B SI 92 F FF 88 C CU 76 1-3 ③ K	5	1	2	1	0	2	2
16 Brian McCann, L (1, 2) OBP: 0.378, SLG: 0.396	X SI 92 0-0 ② F7		C FF 91 X FC 86 0-1 26 2B 1-H 2B		B FF 92 F FF 91 X FF 92 1-1 2B		B FC 87 F FC 86 B FF 93 B SI 93 F FF 92 S FC 87 3-3 ③ K			4	1	2	1	0	1	4
26 Dan Uggla, R (1, 4) OBP: 0.268, SLG: 0.386	C FF 93 B FF 92 C FF 93 B FF 93 S CH 85 2-3 ③ K		X CH 84 0-0 2-H 2B		C FC 87 B FF 92 S FF 92 C FF 92 1-3 ③ K			X SI 88 0-0 ① G6-3		4	0	1	1	0	2	3
5 Freddie Freeman, L (1, 3) OBP: 0.317, SLG: 0.358		F FF 91 S FC 85 B CU 76 X FF 92 1-2 ① G3	D CU 76 F FF 91 C SI 92 D CU 78 F FF 92 C FC 86 2-3 ③ K			C FC 84 F FC 85 F FC 86 S FF 93 0-3 ① K		C SL 76 X SI 87 0-1 ② G1-3		4	0	0	0	0	2	1
4 Joe Mather, R (1, 9) 39 Jonny Venters, L (8, 1) 46 Craig Kimbrel, R (9, 1)		B FF 91 X CH 84 1-0 ② G5-3		C FF 91 F FF 91 C FC 86 0-3 ① K		C FF 92 S FC 87 F FF 92 S FC 87 0-3 ② K		B SI 88 S SI 88 F SI 88 B SL 80 S SI 80 2-3 ③ K		4 0 0	0 0 0	0 0 0	0 0 0	0 0 0	3 0 0	0 0 0
13 Nate McLouth, L (1, 8) OBP: 0.364, SLG: 0.391		B FF 91 C FF 91 X FF 92 1-1 ③ P5		C FC 86 C FF 92 B FC 87 S FF 92 1-3 ② K		B FC 87 S FC 86 F SI 92 C FC 87 1-3 ③ K			X SI 90 0-0 ① G4-3	4	0	0	0	0	2	0
32 Derek Lowe, R (1, 1) OBP: 0.308, SLG: 0.182 34 Eric O'Flaherty, L (7, 1) 22 Jason Heyward, L (8, 9) OBP: 0.341, SLG: 0.470			C FF 90 S FF 91 B FF 92 C FF 90 1-3 ① K	B FF 92 F FF 91 F SI 93 B FF 92 F FF 92 B FC 87 B FF 93 4-2 BB			B SI 91 C SI 91 X FC 87 1-1 10 1B 1B		B SI 92 B SI 91 F SI 88 C SI 93 B CU 77 X SI 93 3-2 14 S 14 1B 1B	2 0 1	0 0 1	1 0 1	0 0 0	1 0 0	1 0 0	0 0 0
Inning Stats	R: 0 E: 0 K: 2 S: 17 H: 2 LOB: 2 BB: 0 P: 25	R: 0 E: 0 K: 0 S: 6 H: 0 LOB: 0 BB: 0 P: 9	R: 3 E: 0 K: 3 S: 15 H: 4 LOB: 1 BB: 0 P: 18	R: 0 E: 0 K: 3 S: 12 H: 0 LOB: 1 BB: 1 P: 18	R: 0 E: 0 K: 2 S: 11 H: 1 LOB: 1 BB: 0 P: 15	R: 0 E: 0 K: 3 S: 11 H: 0 LOB: 0 BB: 0 P: 12	R: 0 E: 0 K: 3 S: 15 H: 2 LOB: 2 BB: 0 P: 20	R: 0 E: 0 K: 1 S: 6 H: 0 LOB: 0 BB: 0 P: 8	R: 2 E: 0 K: 1 S: 11 H: 3 LOB: 0 BB: 0 P: 17	1B: 8 2B: 4 3B: 0 HR: 0 SF: 0 SAC: 0 DP: 0 HBP: 0						WP: 0 PB: 0 SB: 1 CS: 0 PA: 39	

	AB	38
	R	5
	H	12
	RBI	5
	BB	1
	SO	18
	LOB	13

PITCHER		IP	WLS	BF	H	R	ER	SO	BB	IBB	HBP	BLK	WP	HR	S	P	ERA	WHIP
33 Cliff Lee, L ERA: 3.69	(1, 1)	7.0	L	31	9	3	3	16	1	0	0	0	0	0	87	117	3.86	1.429
16 J.C. Romero, L ERA: 2.7	(8, 1)	1.0		3	0	0	0	1	0	0	0	0	0	0	6	8	0.00	0.000
55 Danys Baez, R ERA: 4.4	(9, 1)	1.0		5	3	2	2	1	0	0	0	0	0	0	11	17	18.00	3.000

PITCHER	IP	WLS	BF	H	R	ER	SO	BB	IBB	HBP	BLK	WP	HR	S	P	ERA	WHIP

BOTTOM

Atlanta Braves @ Philadelphia Phillies
Citizens Bank Park, Philadelphia, PA
Fri May 06 2011, 7:09 PM - 9:49 PM EDT
Att. 45,495 - Partly Cloudy - 67 F

livebaseballscorecards.com

Batter	1	2	3	4	5	6	7	8	9	AB	R	H	RBI	BB	SO	LOB
11 Jimmy Rollins, S (1, 6) OBP: 0.376, SLG: 0.366	B SI 86 C SI 86 S SL 79 B SL 80 X CH 82 2-2 G4-3 ①		C SL 78 B SL 79 B SL 79 B SI 87 X SI 88 3-1 P5 ③			F SI 88 B SI 87 B SI 87 X CH 82 2-1 F7 ③			B FF 95 B FF 94 C FF 94 C FF 95 F FF 97 F FF 96 B KC 84 F KC 85 F FF 95 4-2 F FF 95 B FF 94 6 DI 21 G5-3 BB	3	0	0	0	1	0	0
8 Shane Victorino, S (1, 8) OBP: 0.358, SLG: 0.484	B SI 87 C SI 88 B SI 88 F SI 87 F SI 89 F SI 88 F CH 82 X CH 82 2-2 F7 ②			B SI 88 C SI 88 B SI 87 S CH 83 F SI 87 S CH 83 2-3 K ①			B SI 86 C SI 87 F SI 86 F CH 83 B CH 83 B CH 83 X SI 89 3-2 27 2B 1B		C FF 94 D KC 85 X FF 96 1-1 P6 ①	4	0	1	0	0	1	1
27 Placido Polanco, R (1, 5) OBP: 0.416, SLG: 0.488 21 Wilson Valdez, R (7, PR) OBP: 0.284, SLG: 0.286 (8, 5)	B SI 88 X CH 83 1-0 F7 ③			B SI 88 C SI 89 B SI 88 S FC 86 C FC 85 2-3 K ②			F SI 85 1 SAFE C SI 88 F FC 85 B SL 79 1 SAFE F SI 87 1 SAFE F SI 86 1-2 X SI 86 1-3 2B		B FF 96 C FF 95 C KC 84 X KC 86 1-2 G5-3 ②	3	0	1	0	0	1	0
										1	0	0	0	0	0	1
6 Ryan Howard, L (1, 3) OBP: 0.336, SLG: 0.492		B SL 78 B SL 78 B SI 87 X SI 87 3-0 G4-3 ①					B SI 89 S SI 91 S SI 91 B SI 90 B SI 90 S FF 91 3-3 K ①		B KC 85 B FF 96 B FF 96 C FF 94 S FF 94 F FF 96 S FF 96 3-3 K ③ 2-3	4	0	0	0	0	3	3
10 Ben Francisco, R (1, 9) OBP: 0.352, SLG: 0.406		C SI 88 B FC 85 B CH 84 B SL 78 S SI 88 F SI 88 B SI 89 4-2 BB			X SI 88 0-0 G6-3 ①		B FF 91 F SI 91 S FF 91 S SL 84 1-3 K ②			2	0	0	0	1	1	2
29 Raul Ibanez, L (1, 7) OBP: 0.276, SLG: 0.340		B SI 87 1 SAFE F SI 87 S CH 83 X CH 83 1-2 F8 ②			B SL 79 F SL 79 X CH 83 1-1 F8 ②		S SI 90 F FF 92 B SL 82 B SI 92 S FF 90 2-3 K ③			3	0	0	0	0	1	3
5 Pete Orr, L (1, 4) OBP: 0.333, SLG: 0.289 7 Michael Martinez, S (8, PH) OBP: 0.250, SLG: 0.167 (9, 4)		B SL 79 B SL 80 S CH 82 1 SAFE C SL 78 X CH 83 2-2 G4-3 ③			C SI 87 B CH 84 B SL 80 B SI 88 X SI 87 3-1 G6-3 ③			C SI 94 B SI 94 F SI 93 S SL 85 1-3 K2-3 ①		2	0	0	0	0	0	1
										1	0	0	0	0	1	0
23 Brian Schneider, L (1, 2) OBP: 0.227, SLG: 0.341			C SI 86 X CH 83 0-1 G4-3 ①			C SI 86 B CH 82 B SL 78 B SI 87 F SI 87 X SI 89 3-2 G4-3 ①		B SI 95 C SI 95 F SI 94 B SI 94 S SL 85 2-3 K ②		3	0	0	0	0	1	0
33 Cliff Lee, L (1, 1) 16 J.C. Romero, S (8, 1) 15 John Mayberry Jr., R (8, PH) OBP: 0.395, SLG: 0.459 55 Danys Baez, R (9, 1)			C SI 88 C CH 82 X SI 87 0-2 G6-3 ②			S SI 88 S CH 82 S SI 88 0-3 K ②		B SI 95 X SI 94 1-0 G5-3 ③		2	0	0	0	0	1	0
										0	0	0	0	0	0	0
										1	0	0	0	0	0	0
										0	0	0	0	0	0	0

Inning Stats	1	2	3	4	5	6	7	8	9
	R: 0 E: 0 K: 0 S: 10 H: 0 LOB: 0 BB: 0 P: 15	R: 0 E: 0 K: 0 S: 10 H: 0 LOB: 1 BB: 1 P: 20	R: 0 E: 0 K: 0 S: 7 H: 0 LOB: 0 BB: 0 P: 10	R: 0 E: 0 K: 3 S: 10 H: 0 LOB: 0 BB: 0 P: 16	R: 0 E: 0 K: 0 S: 5 H: 0 LOB: 0 BB: 0 P: 9	R: 0 E: 0 K: 1 S: 8 H: 0 LOB: 0 BB: 0 P: 13	R: 0 E: 0 K: 3 S: 19 H: 2 LOB: 2 BB: 0 P: 29	R: 0 E: 0 K: 2 S: 7 H: 0 LOB: 0 BB: 0 P: 11	R: 0 E: 0 K: 1 S: 16 H: 0 LOB: 1 BB: 1 P: 25

AB	29
R	0
H	2
RBI	0
BB	2
SO	10
LOB	11

1B: 1 SF: 0 WP: 0 PA: 31
2B: 1 SAC: 0 PB: 0
3B: 0 DP: 0 SB: 0
HR: 0 HBP: 0 CS: 0

PITCHER		IP	WLS	BF	H	R	ER	SO	BB	IBB	HBP	BLK	WP	HR	S	P	ERA	WHIP
32 Derek Lowe, R ERA: 3.22	(1, 1)	6.0	W	21	2	0	0	4	1	0	0	0	0	0	60	97	0.00	0.500
34 Eric O'Flaherty, L ERA: 1.06	(7, 1)	1.0	H	3	0	0	0	3	0	0	0	0	0	0	9	15	0.00	0.000
39 Jonny Venters, L ERA: 0.51	(8, 1)	1.0	H	3	0	0	0	2	0	0	0	0	0	0	7	11	0.00	0.000
46 Craig Kimbrel, R ERA: 1.84	(9, 1)	1.0		4	0	0	0	1	1	0	0	0	0	0	16	25	0.00	1.000

PITCHER	IP	WLS	BF	H	R	ER	SO	BB	IBB	HBP	BLK	WP	HR	S	P	ERA	WHIP

Atlanta Braves @ Philadelphia Phillies

Citizens Bank Park, Philadelphia, PA

Sat May 07 2011, 7:07 PM - 9:50 PM EDT

Att. 45,609 - Cloudy - 56 F

TOP

livebaseballscorecards.com

Batter	1	2	3	4	5	6	7	8	9	AB	R	H	RBI	BB	SO	LOB
14 Martín Prado, R (1, 7) OBP: 0.306, SLG: 0.396	C SI 90 B SI 90 X SI 90 1-1 G4-3		C SI 91 X FC 88 0-1 G4-3			B SI 89 C CH 78 D SI 80 B SI 88 B SI 89 4-1 10 F9 22 FC1-5 BB		C FF 93 F FF 93 D SL 84 X FF 92 1-2 L9		3	0	0	0	1	0	1
22 Jason Heyward, L (1, 9) OBP: 0.331, SLG: 0.455	B SI 91 C FF 89 B FF 90 C SI 91 B SI 92 X SI 92 3-2 F8			B FC 87 B SI 90 X SI 90 2-0 G4-3		C SI 90 X SI 89 0-1 FC1-5 10 F9 1-2 2-3f		X FF 94 0-0 P6		4	0	0	0	0	0	3
10 Chipper Jones, S (1, 5) OBP: 0.353, SLG: 0.463	C SI 91 C FC 89 B SI 90 S CH 86 1-3 K			B FC 87 C SI 89 X FC 88 1-1 L3		B SI 90 X SI 89 1-0 F9 1-2 2-3		B FF 93 X FF 93 1-0 F8		4	0	0	0	0	1	3
16 Brian McCann, L (1, 2) OBP: 0.374, SLG: 0.391		C SI 90 X CH 84 0-1 P6		B SI 88 B SI 90 F CH 83 X FC 89 2-1 1B		X SI 90 0-0 G6-3			C FF 94 S CH 86 F CH 84 X CH 84 0-2 G4-3	4	0	1	0	0	0	2
26 Dan Uggla, R (1, 4) OBP: 0.267, SLG: 0.390		C SI 91 X SI 91 0-1 2B		B FC 88 B CH 82 B FC 87 X SI 90 3-0 F8			F FF 92 B FF 93 F SL 81 X SL 79 1-2 G6-3		B FF 95 C FF 95 B CH 86 C FF 95 S CH 84 2-3 K	4	0	1	0	0	1	1
5 Freddie Freeman, L (1, 3) OBP: 0.325, SLG: 0.361 53 Cory Gearrin, R (7, 1) 20 Eric Hinske, L (9, PH) OBP: 0.350, SLG: 0.514		B SI 90 B CH 82 B CH 83 C SI 90 X SI 91 3-1 F7			C SI 89 F CH 84 B SI 91 B FF 89 B SI 92 F CH 84 F SI 92 D CH 85 4-2 2 G6-4-3 BB		B SL 82 F CH 82 C FF 93 F SL 79 F FF 93 F FF 93 B SL 80 X FF 92 2-2 1B		F FF 95 X FF 96 0-1 1B	2 0 1	0 0 0	1 0 1	0 0 0	1 0 0	0 0 0	1 0 0
2 Alex Gonzalez, R (1, 6) OBP: 0.283, SLG: 0.409		T FC 88 C SI 93 D SI 86 B SI 92 S SI 87 2-3 K			F SI 91 X SI 91 0-1 G6-4-3 1-2f		F SI 81 1 SAFE F FF 92 B SL 79 X FF 92 1-2 P6		D CH 85 X FF 94 1-0 G5-3	4	0	0	0	0	1	4
13 Nate McLouth, L (1, 8) OBP: 0.356, SLG: 0.381			B SI 88 B CH 82 C SI 90 F SI 90 B SI 91 F SI 91 X CH 83 3-2 F8		X SI 89 0-0 F7		C FF 93 B SL 80 X FF 93 1-1 P2			3	0	0	0	0	0	1
43 Julio Teheran, R (1, 1) 19 Scott Linebrink, R (5, 1) 4 Joe Mather, R (6, PH) OBP: 0.222, SLG: 0.250 52 George Sherrill, L (6, 1) 7 Brooks Conrad, S (7, 3) OBP: 0.294, SLG: 0.143			C SI 90 F SI 90 B SI 90 B FC 89 B SI 91 F SI 91 F SI 90 S SI 91 3-3 K			F SI 88 S SL 77 X SL 79 0-2 22 FC1-5 2B		F FF 93 B FF 93 B FF 94 B FF 94 B FF 94 4-1 BB		1 0 1 0 0	0 0 0 0 0	0 0 1 0 0	0 0 0 0 0	1 0 0 0 1	0 0 0 0 0	0 0 0 0 0
Inning Stats	R: 0 E: 0 K: 1 S: 8 H: 0 LOB: 0 BB: 0 P: 13	R: 0 E: 0 K: 1 S: 9 H: 1 LOB: 1 BB: 0 P: 14	R: 0 E: 0 K: 1 S: 11 H: 0 LOB: 0 BB: 0 P: 17	R: 0 E: 0 K: 0 S: 6 H: 1 LOB: 1 BB: 0 P: 14	R: 0 E: 0 K: 0 S: 7 H: 0 LOB: 0 BB: 1 P: 11	R: 0 E: 0 K: 0 S: 8 H: 1 LOB: 2 BB: 1 P: 13	R: 0 E: 0 K: 0 S: 14 H: 1 LOB: 1 BB: 0 P: 19	R: 0 E: 0 K: 0 S: 6 H: 0 LOB: 1 BB: 1 P: 12	R: 0 E: 0 K: 1 S: 10 H: 1 LOB: 1 BB: 0 P: 13	1B: 3 2B: 2 3B: 0 HR: 0 SF: 0 SAC: 0 DP: 1 HBP: 0						WP: 0 PB: 0 SB: 0 CS: 0 PA: 34	

	AB	31
	R	0
	H	5
	RBI	0
	BB	3
	SO	4
	LOB	16

PITCHER		IP	WLS	BF	H	R	ER	SO	BB	IBB	HBP	BLK	WP	HR	S	P	ERA	WHIP
38 Kyle Kendrick, R ERA: 1.5	(1, 1)	5.0	W	17	2	0	0	3	1	0	0	0	0	0	41	69	0.00	0.600
16 J.C. Romero, L ERA: 2.35	(6, 1)	1.0	H	5	1	0	0	0	1	0	0	0	0	0	8	13	0.00	2.000
40 Michael Stutes, R ERA:	(7, 1)	1.0	H	4	1	0	0	0	0	0	0	0	0	0	14	19	0.00	1.000
37 Antonio Bastardo, L ERA: 1.38	(8, 1)	1.0	H	4	0	0	0	0	1	0	0	0	0	0	6	12	0.00	1.000
46 Ryan Madson, R ERA: 0.69	(9, 1)	1.0	S	4	1	0	0	1	0	0	0	0	0	0	10	13	0.00	1.000

PITCHER	IP	WLS	BF	H	R	ER	SO	BB	IBB	HBP	BLK	WP	HR	S	P	ERA	WHIP

Batter	1	2	3	4	5	6	7	8	9	AB	R	H	RBI	BB	SO	LOB
11 Jimmy Rollins, S (1, 6) OBP: 0.379, SLG: 0.365	C SI 93 B SI 93 B CH 82 X FF 93 2-1 1B		B FF 91 B FF 91 B CH 81 C SI 92 X FF 92 3-1 ① P5		B FF 92 B CH 80 B CH 79 B FF 93 4-0 8 S 8 3B BB		C SI 88 X SI 88 0-1 ③ G4-3			3	1	1	0	1	0	1
8 Shane Victorino, S (1, 8) OBP: 0.355, SLG: 0.492	B FF 92 B FF 93 1 SAFE C FF 92 1 SAFE X CH 80 2-1 ① F9		C SI 93 X FF 93 0-1 ② F7		1 SAFE C FF 92 P PO 83 B CH 80 B CU 73 X FF 92 3-1 1-H 3B			C SI 88 F SI 90 B SI 89 X SI 90 1-2 ① F7		4	0	1	1	0	0	1
27 Placido Polanco, R (1, 5) OBP: 0.411, SLG: 0.476	1 SAFE C FF 92 B FF 94 1 SAFE B CH 82 B CH 81 X FF 94 3-1 ② L8		C FF 94 F FF 93 X FF 92 0-2 ③ G5-3		F FF 93 F SI 93 F SI 94 F SL 81 X SI 94 0-2 ③ P3			B SL 80 B SL 79 B SI 89 C SI 89 C SI 91 B SI 90 4-2 BB		3	0	0	0	1	0	2
6 Ryan Howard, L (1, 3) OBP: 0.333, SLG: 0.508	B FF 94 C CU 73 B CH 82 1 SAFE F FF 93 X CH 81 2-2 ③ G3			B CU 72 B SI 92 X FF 92 2-0 HR		C SL 73 C FF 88 B FF 90 B FF 91 B SL 74 X FF 90 3-2 ① G4-3		F SI 90 B SI 89 C SI 89 B SL 80 F SI 90 S SL 77 2-3 ② K		4	1	1	1	0	1	2
10 Ben Francisco, R (1, 9) OBP: 0.349, SLG: 0.394		B FF 92 C FF 91 B FF 92 B CH 81 B SI 94 4-1 23 1B 5 FC4-6 BB		C SI 92 C FF 92 X FF 94 0-2 ① L3		C FF 89 F FF 88 B FF 90 X FC 90 1-2 ② F9		C SI 90 B SI 90 1 SAFE C SI 90 X SL 79 1-2 ③ G5-3		3	1	0	0	1	0	1
29 Raul Ibanez, L (1, 7) OBP: 0.269, SLG: 0.330		C FF 92 X FF 93 0-1 ① F8		C FF 93 F CH 82 C CH 81 0-3 ② K		C FF 88 B SL 74 X SL 73 1-1 ③ F9				3	0	0	0	0	1	1
23 Brian Schneider, L (1, 2) OBP: 0.234, SLG: 0.341		C FF 93 B CH 82 F CH 82 F CU 75 1 SAFE X FF 93 1-2 5 FC4-6 1-3 1B		B CU 74 C CU 73 B FF 93 X FF 93 2-1 ③ P2			C FF 86 C FF 87 B SL 75 S FF 89 1-3 ① K			3	0	1	0	0	1	0
5 Pete Orr, L (1, 4) OBP: 0.318, SLG: 0.275 21 Wilson Valdez, R (7, PH) OBP: 0.280, SLG: 0.282 (8, 4)		S CH 81 F FF 94 B SI 93 F CH 82 F FF 93 F CH 82 D CU 77 F CU 75 B FF 93 3-2 X CH 82 ② FC4-6 1-2f 3-H			F FF 93 F FF 92 B CH 81 X CH 80 1-2 ① P6		B SI 88 C SI 89 C SI 89 X SL 79 1-2 ② G5-3			2 1	0 0	0 0	1 0	0 0	0 0	1 0
38 Kyle Kendrick, R (1, 1) OBP: 0.333, SLG: 0.333 7 Michael Martinez, S (5, PH) OBP: 0.238, SLG: 0.158 16 J.C. Romero, S (6, 1) 40 Michael Stutes, R (7, 1) 7 Ross Gload, L (7, PH) OBP: 0.278, SLG: 0.278 37 Antonio Bastardo, R (8, 1) 46 Ryan Madson, L (9, 1)		S FF 92 F FF 92 D CH 82 X FF 92 1-2 ③ G6-3			S FF 93 S SI 93 F FF 94 B FF 94 B CU 76 X CH 81 2-2 ② G1-3		B SI 90 X SI 89 1-0 1B			1 1 0 0 1 0 0	0 0 0 0 0 0 0	0 0 0 0 1 0 0	0 0 0 0 0 0 0	0 0 0 0 0 0 0	0 0 0 0 0 0 0	1 0 0 0 0 0 0
Inning Stats	R: 0 H: 1 E: 0 LOB: 1 K: 0 BB: 0 S: 9 P: 18	R: 1 H: 1 E: 0 LOB: 1 K: 0 BB: 1 S: 17 P: 26	R: 0 H: 0 E: 0 LOB: 0 K: 0 BB: 0 S: 7 P: 10	R: 1 H: 1 E: 0 LOB: 0 K: 1 BB: 0 S: 9 P: 13	R: 1 H: 1 E: 0 LOB: 1 K: 0 BB: 1 S: 15 P: 24	R: 0 H: 0 E: 0 LOB: 0 K: 0 BB: 0 S: 8 P: 13	R: 0 H: 1 E: 0 LOB: 1 K: 1 BB: 0 S: 9 P: 12	R: 0 H: 0 E: 0 LOB: 1 K: 1 BB: 1 S: 12 P: 20		1B: 3 SF: 0 2B: 0 SAC: 0 3B: 1 DP: 0 HR: 1 HBP: 0				WP: 0 PA: 32 PB: 0 SB: 1 CS: 0		

PITCHER		IP	WLS	BF	H	R	ER	SO	BB	IBB	HBP	BLK	WP	HR	S	P	ERA	WHIP
43 Julio Teheran, R ERA: 5.79	(1, 1)	4.2	L	20	4	3	3	1	2	0	0	0	0	1	52	86	5.79	1.286
19 Scott Linebrink, R ERA: 5.06	(5, 1)	0.1		1	0	0	0	0	0	0	0	0	0	0	5	5	0.00	0.000
52 George Sherrill, L ERA: 2.45	(6, 1)	1.1		4	0	0	0	1	0	0	0	0	0	0	11	17	0.00	0.000
53 Cory Gearrin, R ERA: 3.24	(7, 1)	1.2		7	1	0	0	1	1	0	0	0	0	0	18	28	0.00	1.200

PITCHER	IP	WLS	BF	H	R	ER	SO	BB	IBB	HBP	BLK	WP	HR	S	P	ERA	WHIP

BOTTOM

Atlanta Braves @ Philadelphia Phillies

Citizens Bank Park, Philadelphia, PA

Sat May 07 2011, 7:07 PM - 9:50 PM EDT

Att. 45,609 - Cloudy - 56 F

livebaseballscorecards.com

AB	29
R	3
H	5
RBI	3
BB	3
SO	3
LOB	10

Atlanta Braves @ Philadelphia Phillies

Citizens Bank Park, Philadelphia, PA

Sun May 08 2011, 8:11 PM - 11:04 PM EDT

Att. 45,619 - Overcast - 69 F

TOP

livebaseballscorecards.com

Batter	1	2	3	4	5	6	7	8	9	AB	R	H	RBI	BB	SO	LOB
14 Martín Prado, R (1, 7) OBP: 0.309, SLG: 0.392	B FF 92 F FF 93 C FF 93 X FF 94 1-2 22 CS 1B		C FF 93 X CU 78 0-1 ② G5-3			B CU 73 B FC 87 B FF 92 C FF 92 C FF 92 F FF 90 D CH 84 4-2 BB		B FF 92 B SL 82 X FF 92 2-0 ① P6	C SI 91 F SI 91 F SI 92 D CU 76 B SI 92 X SI 92 2-2 ②③ 1-2f G6-3	4	0	1	0	1	0	3
22 Jason Heyward, L (1, 9) OBP: 0.329, SLG: 0.444	1 SAFE F FF 93 B FF 93 B FF 93 F FF 93 B FF 91 F FF 94 F FC 90 S FF 90 3-3 ①② 1-2 K		C CU 76 X FF 92 0-1 ③ G4-3			B FC 88 S FF 92 B FF 92 F FC 89 S CH 84 2-3 ① K		B FF 92 B SL 80 B SL 79 B FF 92 4-0 10 FC5-4 BB		3	0	0	0	1	2	2
10 Chipper Jones, S (1, 5) OBP: 0.343, SLG: 0.448	F FF 93 S CH 85 F FC 89 X FF 94 0-2 ③ G5-3			F CH 82 C FF 92 B FF 90 F FC 88 S CH 84 1-3 ① K		F CH 85 B FC 88 B FF 93 S CH 84 B FF 94 C CH 84 3-3 ② K		B FF 92 C CH 83 C FF 92 X CH 80 1-2 ② 1-2f FC5-4 26 FC5 16 1B		4	0	0	0	0	2	2
16 Brian McCann, L (1, 2)		F FF 91 S CH 84 C CU 76 0-3 ① K		B CU 77 C FC 88 F FC 90 S FF 93 1-3 ② K		X FC 88 0-0 ③ P6		B CU 77 B CH 84 X FF 90 2-0 1-2 26 FC5 1B		4	0	1	0	0	2	1
26 Dan Uggla, R (1, 4) OBP: 0.260, SLG: 0.379		C FF 92 F FC 88 B FF 91 X CH 85 1-2 ② L8		X FC 89 0-0 ③ P6			B FF 90 B CH 82 F FF 92 F FC 88 F CU 77 S CU 76 2-3 ① K	C FF 92 X SL 83 0-1 ③ 1-2 2-3f FC5		4	0	0	0	0	1	2
5 Freddie Freeman, L (1, 3) OBP: 0.338, SLG: 0.402		B FF 90 F FF 93 X FF 92 1-1 2 HR 1B			C CU 74 X FF 93 0-1 HR		C CU 74 X FC 88 0-1 ② F7		C FF 92 B FF 95 X CH 83 1-1 7 BB 24 SH1-4 1B	4	2	3	1	0	0	0
2 Alex Gonzalez, R (1, 6) OBP: 0.284, SLG: 0.430 24 Diory Hernandez, R (8, 6)		B CH 84 S CH 83 D FF 93 X CH 85 2-1 1-H HR			B FF 92 B C FF 94 X FF 91 2-1 ① G6-3		F FC 88 X FC 88 0-1 ③ P6		L FF 93 X FF 94 0-1 ① 1-2 SH1-4	3 0	1 0	1 0	2 0	0 0	0 0	0 0
13 Nate McLouth, L (1, 8) OBP: 0.367, SLG: 0.383		B FF 93 B FF 93 F FF 92 C FF 93 S CU 79 2-3 ③ K			B FF 90 X FF 89 1-0 49 B1-6-4 1B			B FF 91 B CH 82 B FF 92 C FF 92 B FF 91 4-1 20 HR BB	B CU 76 B FF 90 B CH 83 F FF 92 B FF 91 4-1 7 BB BB	2	1	1	0	2	1	0
49 Jair Jurrjens, R (1, 1) 34 Eric O'Flaherty, L (7, 1) 20 Eric Hinske, L (8, PH) OBP: 0.366, SLG: 0.605 39 Jonny Venters, L (8, 1) 7 Brooks Conrad, S (9, PH) OBP: 0.333, SLG: 0.143 46 Craig Kimbrel, R (9, 1)			C FF 91 F FF 91 B FC 90 S FF 92 1-3 ① K		L FF 91 X FF 91 0-1 ②③ 1-2f B1-6-4			B SL 79 1 SAFE 1 SAFE B FF 92 X FF 92 2-0 1-H HR	B FF 90 F FF 89 B FF 90 B CH 81 B FF 90 4-1 1-2 2-3 14 G6-3 BB	2 0 1 0 0 0	0 0 1 0 0 0	0 0 1 0 0 0	0 0 2 0 0 0	1 0 0 0 1 0	1 0 0 0 0 0

	AB	31
	R	5
	H	8
	RBI	5
	BB	5
	SO	9
	LOB	11

Inning Stats	1	2	3	4	5	6	7	8	9	1B: 5	SF: 0	WP: 0	PA: 37
	R: 0 E: 0 K: 1 S: 12 H: 1 LOB: 0 BB: 0 P: 16	R: 2 E: 0 K: 2 S: 13 H: 2 LOB: 0 BB: 0 P: 19	R: 0 E: 0 K: 1 S: 7 H: 0 LOB: 0 BB: 0 P: 8	R: 0 E: 0 K: 2 S: 8 H: 0 LOB: 0 BB: 0 P: 10	R: 1 E: 0 K: 0 S: 7 H: 2 LOB: 0 BB: 0 P: 10	R: 0 E: 0 K: 2 S: 10 H: 0 LOB: 1 BB: 1 P: 19	R: 0 E: 0 K: 1 S: 8 H: 0 LOB: 0 BB: 0 P: 10	R: 2 E: 0 K: 0 S: 9 H: 2 LOB: 2 BB: 2 P: 24	R: 0 E: 0 K: 0 S: 10 H: 1 LOB: 2 BB: 2 P: 21	2B: 1 3B: 0 HR: 3	SAC: 1 DP: 3 HBP: 0	PB: 0 SB: 0 CS: 1	

PITCHER		IP	WLS	BF	H	R	ER	SO	BB	IBB	HBP	BLK	WP	HR	S	P	ERA	WHIP
35 Cole Hamels, L ERA: 2.83	(1, 1)	7.0	L	25	5	3	3	9	1	0	0	0	0	2	65	92	3.86	0.857
40 Michael Stutes, R ERA: 3.86	(8, 1)	0.1		4	1	2	2	0	2	0	0	0	0	1	3	15	54.00	9.000
47 Scott Mathieson, R ERA:	(8, 1)	1.0		7	2	0	0	0	2	0	0	0	0	0	12	24	0.00	4.000
55 Danys Baez, R ERA: 4.2	(9, 1)	0.2		1	0	0	0	0	0	0	0	0	0	0	4	6	0.00	0.000

PITCHER	IP	WLS	BF	H	R	ER	SO	BB	IBB	HBP	BLK	WP	HR	S	P	ERA	WHIP

BOTTOM

Atlanta Braves @ Philadelphia Phillies

Citizens Bank Park, Philadelphia, PA

Sun May 08 2011, 8:11 PM - 11:04 PM EDT

Att. 45,619 - Overcast - 69 F

livebaseballscorecards.com

Batter	1	2	3	4	5	6	7	8	9	AB	R	H	RBI	BB	SO	LOB
11 Jimmy Rollins, S (1, 6) OBP: 0.380, SLG: 0.362	B FF 86 B FF 87 C FF 87 B FF 87 C SI 87 X FF 88 3-2 G3 ①		B SL 80 X FF 87 1-0 8 G6-3 27 1B 1B		C CH 81 B CH 82 B CH 82 X SI 88 2-1 F7 ①		F SI 90 C SI 92 F SL 83 B FF 93 B SL 83 X FF 91 2-2 G6-4-3 ②③ 1-2f		B FF 94 D FF 94 B FF 93 B FF 93 4-0 1-2 BB	4	1	1	0	1	0	1
8 Shane Victorino, S (1, 8) OBP: 0.356, SLG: 0.511	X FF 88 0-0 27 F8 2B		1 SAFE 1 SAFE B SL 79 C CH 82 1 SAFE 1 SAFE X SI 88 1-1 G6-3 ② 1-2		B SL 81 C SL 81 B SL 80 C FF 90 X CH 82 2-2 G4-3 ②			F SI 94 S SI 94 B FF 94 B SL 85 B SI 95 X SI 94 3-2 27 1B 3B	C KC 84 S KC 87 B FF 97 C FF 97 1-3 K ②	5	1	2	0	0	1	3
27 Placido Polanco, R (1, 5) OBP: 0.411, SLG: 0.473	2 SAFE X SI 89 0-0 F8 ② 2-3		C FF 91 B SI 88 X SI 88 1-1 6 BB ② 2-H 1B		B SL 81 B CH 83 X FF 90 2-0 F9 ③			C SI 95 B SI 94 X SI 94 1-1 6 FC4-6 3-H 1B	B FF 96 B KC 85 X FF 96 2-0 F8 ③	5	0	2	2	0	0	3
6 Ryan Howard, L (1, 3) OBP: 0.338, SLG: 0.504	B SI 90 B CH 83 S CH 83 X FF 90 2-1 G3 ③		B CH 84 S CH 83 B CH 81 B SL 81 C CH 83 B CH 82 4-2 1-2 BB			C FF 89 B FF 89 X CH 82 1-1 29 1B 10 SH1-3 1B		F SI 94 C SI 93 X SI 94 0-2 FC4-6 ① 29 1B 1-2f		3	0	1	0	1	0	2
10 Ben Francisco, R (1, 9) OBP: 0.341, SLG: 0.384		B CH 83 C SI 88 B FF 89 B CH 83 F SI 88 F SI 89 X FF 90 3-2 G6-3 ①	B CH 83 F CH 83 B SI 90 X CH 83 2-1 F8 ③			X SL 80 0-0 SH1-3 ① 1-2		B SI 94 X SI 94 1-0 F8 ②		3	0	0	0	0	0	3
29 Raul Ibanez, L (1, 7) OBP: 0.276, SLG: 0.336		F CH 83 B FF 89 X CH 82 1-1 F8 ②		B FF 88 C SL 80 F CH 81 C SI 90 1-3 K ①		B FF 90 C FF 89 X SL 78 1-1 21 G6-4-3 2-3 1B		B SI 94 B SI 93 X SI 94 2-0 1-2 1B		4	0	2	0	0	1	0
21 Wilson Valdez, R (1, 4) OBP: 0.282, SLG: 0.296 15 John Mayberry Jr., R (8, PH) OBP: 0.386, SLG: 0.447 7 Michael Martinez, S (9, 4) OBP: 0.238, SLG: 0.158		B SI 89 X SL 80 1-0 2B	B SI 90 X SI 88 1-0 G3-1 ②			B SI 88 X SI 88 1-0 G6-4-3 ②③ 1-2f		C FF 94 S SI 94 D SL 86 B SL 86 B SL 86 F SL 85 X FF 94 3-2 F8 ③		3 1 0	0 0 0	1 0 0	0 0 0	0 0 0	0 0 0	2 2 0
4 Dane Sardinha, R (1, 2) OBP: 0.364, SLG: 0.222 23 Brian Schneider, L (7, PH) OBP: 0.224, SLG: 0.326 (8, 2)		B FF 89 C FF 89 C SI 90 X SL 80 1-2 G6-3 ③		B SI 88 X FF 89 1-0 1B			B SI 86 C CH 81 B FF 89 B SI 87 X FF 88 3-1 L9 ①		C FF 97 B KC 85 S FF 96 B FF 97 S FF 96 2-3 K ①	2 2	0 0	1 0	0 0	0 1	0 0	1 0
35 Cole Hamels, L (1, 1) OBP: 0.294, SLG: 0.412 5 Pete Orr, L (7, PH) OBP: 0.333, SLG: 0.293 40 Michael Stutes, R (8, 1) 47 Scott Mathieson, R (8, 1) 55 Danys Baez, R (9, 1) 7 Ross Gload, L (9, PH) OBP: 0.316, SLG: 0.316			C FF 86 F FF 86 F FF 88 X CH 82 0-2 L4 ①	F FF 89 S CH 82 S CH 81 0-3 K ③			B FF 87 B SI 88 C FF 87 X FF 88 2-1 11 G6-4-3 1B		C FF 96 B FF 97 C KC 84 B KC 87 F FF 95 B FF 96 X FF 96 3-2 11 BB 1B	2 1 0 0 0 1	0 0 0 0 0 0	0 1 0 0 0 1	0 0 0 0 0 0	1 0 0 0 0 0	1 0 0 0 0 0	1 0 0 0 0 0
Inning Stats	R: 0 E: 0 K: 0 S: 7 H: 1 LOB: 1 BB: 0 P: 12	R: 0 E: 0 K: 0 S: 10 H: 1 LOB: 1 BB: 0 P: 16	R: 1 E: 0 K: 0 S: 13 H: 2 LOB: 2 BB: 1 P: 22	R: 0 E: 0 K: 2 S: 8 H: 1 LOB: 1 BB: 0 P: 11	R: 0 E: 0 K: 0 S: 6 H: 0 LOB: 0 BB: 0 P: 12	R: 0 E: 0 K: 0 S: 6 H: 2 LOB: 1 BB: 0 P: 9	R: 0 E: 0 K: 0 S: 8 H: 1 LOB: 0 BB: 0 P: 15	R: 1 E: 0 K: 0 S: 14 H: 3 LOB: 2 BB: 0 P: 24	R: 0 E: 0 K: 2 S: 11 H: 1 LOB: 2 BB: 1 P: 23	1B: 9 2B: 2 3B: 1 HR: 0 SF: 0 SAC: 1 DP: 2 HBP: 0						WP: 0 PB: 0 SB: 0 CS: 0 PA: 39	

	AB	36
	R	2
	H	12
	RBI	2
	BB	2
	SO	4
	LOB	18

PITCHER		IP	WLS	BF	H	R	ER	SO	BB	IBB	HBP	BLK	WP	HR	S	P	ERA	WHIP
49 Jair Jurrjens, R ERA: 1.5	(1, 1)	6.1	W	27	8	1	1	2	1	0	0	0	0	0	54	91	1.42	1.421
34 Eric O'Flaherty, L ERA: 1.02	(7, 1)	0.2	H	1	0	0	0	0	0	0	0	0	0	0	4	6	0.00	0.000
39 Jonny Venters, L ERA: 0.96	(8, 1)	1.0		6	3	1	1	0	0	0	0	0	0	0	14	24	9.00	3.000
46 Craig Kimbrel, R ERA: 1.72	(9, 1)	1.0	S	5	1	0	0	2	1	0	0	0	0	0	11	23	0.00	2.000

PITCHER	IP	WLS	BF	H	R	ER	SO	BB	IBB	HBP	BLK	WP	HR	S	P	ERA	WHIP

Batter	1	2	3	4	5	6	7	8	9	AB	R	H	RBI	BB	SO	LOB
2 Roger Bernadina, L (1, 8) OBP: 0.375, SLG: 0.357	C FF 90 B SI 91 X SI 91 1-1 E3 20 1B 20 S 28 G6-4-3		B CU 72 C FC 84 S SI 92 B SI 92 X SI 92 2-2 ③ P5		C FC 84 F FS 85 B SI 90 B FC 83 B SI 92 B SI 92 4-2 20 G1-3 28 HR BB		S SL 82 B SI 91 X SI 90 1-1 ② G6-3			3	2	0	0	1	0	0
20 Ian Desmond, R (1, 6) OBP: 0.250, SLG: 0.378	B SI 91 1 SAFE B SI 91 C SI 92 F SI 92 B FC 83 X FS 85 3-2 28 G6-4-3 1-3 1B			C SI 91 X FC 85 0-1 ① G1-3	B SI 92 X SI 92 1-0 ② G1-3 1-2 2-3		C SI 91 S SL 84 B SI 92 F CH 84 B CH 84 S CH 85 2-3 ③ K			4	0	1	0	0	1	2
28 Jayson Werth, R (1, 9) OBP: 0.322, SLG: 0.407	B FF 92 X SI 91 1-0 ①② G6-4-3 1-2f 3-H			C SI 92 X SI 92 0-1 ② L4	C SI 91 B FC 86 B SI 93 X FS 81 2-1 2-H 3-H HR			C FF 90 B SI 90 B CH 83 X CH 84 2-1 ① F9		4	1	1	3	0	0	1
25 Adam LaRoche, L (1, 3) OBP: 0.313, SLG: 0.316	C FF 92 X FS 82 0-1 ③ L3			B SI 91 B SI 91 X SI 92 2-0 3 E 19 HR 1B	F SI 92 B SI 90 F FS 82 B FC 83 B FC 85 B CU 76 4-2 BB			B SI 90 B SL 83 B CH 82 C SI 90 B SI 88 4-1 3 G1-3 BB		2	1	1	0	2	0	0
3 Wilson Ramos, R (1, 2) OBP: 0.358, SLG: 0.466		X SI 91 0-0 ① P3		B SI 91 B SI 91 X SI 92 2-0 E8 19 HR 1-3	B FF 92 X SI 92 1-0 ③ L4			B SI 90 X CH 83 1-0 ② G1-3 1-2		4	1	0	0	0	0	3
19 Laynce Nix, L (1, 7) OBP: 0.270, SLG: 0.484		C FF 91 B SI 91 F SI 92 B SI 91 S SI 92 2-3 ② K		B SI 92 B FF 91 C FS 83 S FS 85 X SI 92 2-2 2-H 3-H HR		C SI 88 B CH 83 S CH 82 X CH 84 1-2 ① G4-3		X SI 90 0-0 ③ F7		4	1	1	3	0	1	1
8 Danny Espinosa, S (1, 4) OBP: 0.312, SLG: 0.376		C FF 92 B FC 85 B FC 87 X SI 93 2-1 ③ F8		C SI 93 F FS 86 S FF 92 0-3 ③ K		C SI 91 X SI 90 0-1 ② G6-3			C SI 95 B SI 94 B SI 94 T SI 94 B SI 95 X SI 95 3-2 ① G5-3	4	0	0	0	0	1	0
15 Jerry Hairston, R (1, 5) OBP: 0.295, SLG: 0.314			B SI 90 F SI 92 X SI 91 1-1 ① L4		X SI 89 0-0 20 G1-3 21 S 28 HR 1B	S SL 82 B FF 92 B CH 84 C SL 83 B SI 91 S CH 83 3-3 ③ K			C SI 96 B SI 95 F SI 94 B SL 86 X FF 96 2-2 ② F8	4	1	1	0	0	1	0
21 Jason Marquis, L (1, 1) OBP: 0.278, SLG: 0.278 17 Sean Burnett, L (8, 1) 36 Tyler Clippard, R (8, 1) 43 Brian Bixler, R (9, PH) OBP: 0.143, SLG: 0.077 22 Drew Storen, S (9, 1)			C SI 91 X SI 92 0-1 ② L5		1 SAFE M FF 89 L SI 90 L SI 92 0-3 ① K 1-2		F CH 83 S CH 82 F SI 90 F CH 84 S CH 83 0-3 ① K		B SI 95 S SI 95 B SI 94 S SI 94 X SI 96 2-2 ③ G2-3	3 0 0 1 0	0 0 0 0 0	0 0 0 0 0	0 0 0 0 0	0 0 0 0 0	2 0 0 0 0	1 0 0 0 0

Inning Stats										
	R: 1 E: 1 K: 0 S: 8	H: 1 LOB: 0 BB: 0 P: 13	R: 0 E: 0 K: 1 S: 6	H: 0 LOB: 0 BB: 0 P: 10	R: 0 E: 0 K: 0 S: 7	H: 0 LOB: 0 BB: 0 P: 10	R: 3 E: 1 K: 1 S: 12	H: 2 LOB: 0 BB: 0 P: 18	R: 3 E: 0 K: 1 S: 12	H: 2 LOB: 1 BB: 2 P: 24
	R: 0 E: 0 K: 1 S: 8	H: 0 LOB: 0 BB: 0 P: 12	R: 0 E: 0 K: 2 S: 11	H: 0 LOB: 0 BB: 0 P: 14	R: 0 E: 0 K: 0 S: 5	H: 0 LOB: 1 BB: 1 P: 12	R: 0 E: 0 K: 0 S: 9	H: 0 LOB: 0 BB: 0 P: 16	1B: 3 2B: 0 3B: 0 HR: 2	SF: 0 SAC: 0 DP: 1 HBP: 0

PITCHER		IP	WLS	BF	H	R	ER	SO	BB	IBB	HBP	BLK	WP	HR	S	P	ERA	WHIP
15 Tim Hudson, R ERA: 3.09	(1, 1)	5.0	L	23	5	7	3	3	2	0	0	0	0	2	45	75	5.40	1.400
50 Cristhian Martinez, R ERA: 3.71	(6, 1)	3.0		10	0	0	0	3	1	0	0	0	0	0	24	38	0.00	0.333
39 Jonny Venters, L ERA: 0.92	(9, 1)	1.0		3	0	0	0	0	0	0	0	0	0	0	9	16	0.00	0.000

PITCHER		IP	WLS	BF	H	R	ER	SO	BB	IBB	HBP	BLK	WP	HR	S	P	ERA	WHIP

TOP

Washington Nationals @ Atlanta Braves

Turner Field, Atlanta, GA

Tue May 10 2011, 7:11 PM - 9:49 PM EDT

Att. 16,143 - Partly Cloudy - 86 F

livebaseballscorecards.com

AB	33
R	7
H	5
RBI	6
BB	3
SO	6
LOB	8

WP: 0	PA: 36		
PB: 0			
SB: 2			
CS: 0			

BOTTOM

Washington Nationals @ Atlanta Braves

Turner Field, Atlanta, GA

Tue May 10 2011, 7:11 PM - 9:49 PM EDT

Att. 16,143 - Partly Cloudy - 86 F

livebaseballscorecards.com

Batter	1	2	3	4	5	6	7	8	9	AB	R	H	RBI	BB	SO	LOB
14 Martín Prado, R (1, 7) OBP: 0.312, SLG: 0.411	C SI 90 C SI 89 X SI 89 0-2 ① F8			C SI 90 B SL 85 X SL 83 1-1 HR	C SI 90 B SI 90 F SL 87 X SI 90 1-2 ②③ G6-4-3 1-2f			F SL 85 X SL 85 0-1 20 2B 1B	C FF 97 X FF 97 0-1 ③ G1-3	5	2	2	1	0	0	2
22 Jason Heyward, L (1, 9) OBP: 0.322, SLG: 0.433 20 Eric Hinske, L (8, 9) OBP: 0.381, SLG: 0.641	B SI 89 F SI 90 F SL 88 B SI 90 F SI 90 S CH 80 2-3 ② K			C SI 89 C SL 86 F SL 81 X SI 89 0-2 ① G6-3		C SL 86 S SL 85 0-3 ① K		B SI 89 F CH 81 B CH 79 B CH 77 X SI 89 3-1 1-H 10 1B 2B		3 1	0 1	0 1	0 1	0 0	2 0	0 0
10 Chipper Jones, S (1, 5) OBP: 0.347, SLG: 0.445	B SI 89 B SI 90 B SI 90 F SI 90 X SI 90 3-1 ③ G4-3			B SI 90 B SI 89 B SI 89 B SI 87 4-0 26 G4-3 16 BB BB		F SI 89 F SL 87 X CH 82 0-2 ② G3-1		F SI 91 B SL 79 X SI 91 1-1 2-H 16 BB 26 HR 1B		3	1	1	1	1	0	0
16 Brian McCann, L (1, 2) OBP: 0.382, SLG: 0.388		F SI 89 F SL 88 F SI 90 B SL 86 B SL 85 B SI 90 X SI 90 3-2 ① G4-3		B SI 89 B SI 88 B SI 88 B SI 89 4-0 26 G4-3 1-2 BB		C SI 90 X SL 87 0-1 1B		C SI 92 B SL 81 B SL 79 F SI 92 B CH 83 B SL 75 4-2 1-2 26 HR BB		2	1	1	0	2	0	0
26 Dan Uggla, R (1, 4) OBP: 0.260, SLG: 0.396		B SI 92 X SI 91 1-0 ② G6-3		C SI 91 B SL 87 B SL 86 F SI 90 X SL 85 2-2 ② G4-3 1-2 2-3		T SI 90 X SI 90 0-1 ③ F9		S FF 93 B FF 93 B CU 76 F FF 92 F FF 94 X FF 92 2-2 1-H 2-H HR		4	1	1	3	0	0	3
5 Freddie Freeman, L (1, 3) OBP: 0.336, SLG: 0.397		X SI 90 0-0 ③ F7		C SL 86 X SI 91 0-1 ③ F7			B SI 88 X CH 81 1-0 ① 1B	B CU 77 C CH 80 F FF 93 F FF 93 X CH 80 1-2 ② P5		4	0	1	0	0	0	2
13 Nate McLouth, L (1, 8) OBP: 0.357, SLG: 0.371			B SI 89 C SI 89 B CH 82 B CH 82 X SI 90 3-1 ① F8		C SI 88 X SL 86 0-1 ① G3-1		B CH 82 F CH 82 B SL 82 B CH 83 X SI 88 3-1 ② G4-3	B FF 93 B CH 81 B CH 79 C FF 93 F FF 94 F FF 93 X CH 81 3-2 ③ G3		4	0	0	0	0	0	0
24 Diory Hernandez, R (1, 6) OBP: 0.250, SLG: 0.250			B SI 90 S SL 87 X SL 87 1-1 ② G6-3		B SL 86 B SI 89 X SI 87 2-0 4 1B 1B		C SL 86 X SL 84 0-1 ③ G6-3		F FF 95 C SI 96 B SL 85 B FF 97 X SL 84 2-2 ① F9	4	0	1	0	0	0	0
15 Tim Hudson, R (1, 1) 4 Joe Mather, R (5, PH) OBP: 0.300, SLG: 0.333 50 Cristhian Martinez, R (6, 1) 39 Jonny Venters, L (9, 1) 7 Brooks Conrad, S (9, PH) OBP: 0.316, SLG: 0.133			B SI 91 C SL 84 T SL 83 X SL 83 1-2 ③ G5-3		X SL 84 0-0 14 G6-4-3 1-2 1B			C SI 87 C SI 88 S SL 83 0-3 ① K	S FF 94 B SL 84 X SI 94 1-1 ② F8	1 1 1 0 1	0 0 0 0 0	0 1 0 0 0	0 0 0 0 0	0 0 0 0 0	0 0 1 0 0	0 0 0 0 0
Inning Stats	R: 0 E: 0 K: 1 S: 9 H: 0 LOB: 0 BB: 0 P: 14	R: 0 E: 0 K: 0 S: 6 H: 0 LOB: 0 BB: 0 P: 10	R: 0 E: 0 K: 0 S: 7 H: 0 LOB: 0 BB: 0 P: 12	R: 1 E: 0 K: 0 S: 11 H: 1 LOB: 2 BB: 2 P: 22	R: 0 E: 0 K: 0 S: 7 H: 2 LOB: 1 BB: 0 P: 10	R: 0 E: 0 K: 1 S: 10 H: 1 LOB: 1 BB: 0 P: 10	R: 0 E: 0 K: 0 S: 5 H: 1 LOB: 0 BB: 0 P: 9	R: 5 E: 0 K: 1 S: 23 H: 4 LOB: 0 BB: 1 P: 37	R: 0 E: 0 K: 0 S: 7 H: 0 LOB: 0 BB: 0 P: 10	1B: 6 2B: 1 3B: 0 HR: 2 SF: 0 SAC: 0 DP: 1 HBP: 0						WP: 0 PB: 0 SB: 0 CS: 0 PA: 37	

	AB	34
	R	6
	H	9
	RBI	6
	BB	3
	SO	3
	LOB	7

PITCHER		IP	WLS	BF	H	R	ER	SO	BB	IBB	HBP	BLK	WP	HR	S	P	ERA	WHIP
21 Jason Marquis, R ERA: 3.66	(1, 1)	7.1	W	29	7	3	3	3	2	0	0	0	0	1	62	97	3.68	1.227
17 Sean Burnett, L ERA: 5.93	(8, 1)	0.0		2	1	0	0	0	1	0	0	0	0	0	4	9	∞	∞
36 Tyler Clippard, R ERA: 1.66	(8, 1)	0.2	H	3	1	3	3	0	0	0	0	0	0	1	12	18	40.50	1.500
22 Drew Storen, R ERA: 0.46	(9, 1)	1.0	S	3	0	0	0	0	0	0	0	0	0	0	7	10	0.00	0.000

PITCHER	IP	WLS	BF	H	R	ER	SO	BB	IBB	HBP	BLK	WP	HR	S	P	ERA	WHIP

Batter	1	2	3	4	5	6	7	8	9	10	11	AB	R	H	RBI	BB	SO	LOB
2 Roger Bernadina, L (1, 8) OBP: 0.316, SLG: 0.294 38 Michael Morse, R (7, PH) OBP: 0.272, SLG: 0.321 45 Doug Slaten, L (7, 1) 60 Todd Coffey, R (7, 1) 13 Alex Cora, L (9, PH) OBP: 0.300, SLG: 0.286 (9, 5)	B FF 89 C FF 90 F FF 91 B CU 75 B FF 93 X FF 93 3-2 F9 ①		B SL 82 C SL 80 B CU 75 X SL 81 2-1 G4-3 ①		B FF 90 S FF 90 X SL 79 1-1 F9 ①		B FF 92 F SI 91 X SL 87 1-1 F8 ②		C FF 97 B FF 98 B KC 87 X FF 96 2-1 1-3 2-H 3-H 1B		B SI 93 X FO 84 1-0 1-3 20 2B 1B	3	0	0	0	0	0	0
20 Ian Desmond, R (1, 6) OBP: 0.254, SLG: 0.384	X FF 92 0-0 F9 ②		F FF 92 F FF 93 F SL 81 B SL 82 X FF 93 1-2 28 S 1B		B CH 80 X FF 91 1-0 G6-3 ②		B SI 94 B CH 86 2-0 CS ③ 2-3	B SI 93 B SI 92 C SI 93 X SI 93 2-1 G6-3 ①	C FF 98 F FF 98 C FF 98 0-3 K ②		B SI 94 X SI 93 1-0 28 S 1-H 3-H 28 HR 2B	1	0	1	0	0	1	0
28 Jayson Werth, R (1, 9) OBP: 0.329, SLG: 0.430	B FF 92 B FF 92 B FF 91 X FF 90 3-0 25 S 1B		B SL 80 B FF 91 B FF 93 C FF 92 F FF 92 C CU 76 3-3 K ② 1-2		C FF 89 F FF 90 B FF 92 F SL 81 F FF 92 B CU 74 X SL 81 2-2 G1-3 ③		C SI 95 F FF 90 B SI 94 B SI 94 B SI 93 B SI 94 4-1 BB	S FF 97 C FF 96 S FF 99 0-3 K ③		B FF 95 X FO 84 1-0 2-H HR	5	1	2	2	1	2	4
25 Adam LaRoche, L (1, 3) OBP: 0.314, SLG: 0.311	B FF 91 F FF 92 1 SAFE B CU 75 C SL 84 D CU 76 X CH 82 3-2 F8 ③ 1-2		C CU 75 B FF 91 B FF 92 D CU 76 F CH 83 B CU 76 4-2 BB		B FF 90 S SL 78 B CH 79 B CH 81 C FF 91 X FF 93 3-2 G4-3 ①		C SI 94 B SI 94 C SL 84 B FF 94 F SI 94 S SL 85 2-3 K ②		C FF 89 B FF 90 F SL 74 S FF 90 1-3 K ① X SI 94 0-0 3 G6-3 1B	5	0	1	0	1	2	2
3 Wilson Ramos, R (1, 2) OBP: 0.356, SLG: 0.462 36 Tyler Clippard, R (11, 1)		C FF 90 F FF 90 B FF 90 B SL 82 B CH 82 X FF 93 3-2 19 1B 2B	B FF 93 C SL 83 S CU 75 X CU 76 1-2 P3 ③			S SL 81 X FF 92 0-1 G6-3 ②	C SI 94 X SI 94 0-1 G1-3 ③		S SL 75 B FF 90 B FF 90 F SL 74 B FF 90 B FF 90 4-2 19 WP BB	B FF 93 F FF 93 X SI 93 1-1 G6-3 ②③ 1-2f	5	1	1	0	1	0	4
19 Laynce Nix, L (1, 7) OBP: 0.294, SLG: 0.507 (7, 8)		X SL 82 0-0 8 FC6-4 2-H 1B		X FF 90 0-0 F7 ①		X FF 91 0-0 2B			C KC 88 X KC 86 0-1 12 BB 13 1B 15 1B 1B	C SL 76 F FF 90 B SL 76 B SL 77 S FF 90 2-3 K ② 1-2		5	1	3	1	0	1	1
8 Danny Espinosa, S (1, 4) OBP: 0.308, SLG: 0.364		S FF 92 B FF 91 C CU 75 F SL 81 X FF 92 1-2 FC6-4 ① 1-2f		B FF 91 B FF 89 B FF 91 B FF 90 4-0 31 S BB	S SL 82 B SL 81 C SL 80 B SI 92 B SI 90 S SL 82 3-3 K ③				C FF 96 C FF 97 S FF 96 0-3 K ① C FF 93 S FF 92 F SL 82 S SL 82 0-3 K ③			4	0	0	0	1	3	4
15 Jerry Hairston, R (1, 5) OBP: 0.300, SLG: 0.319 (7, 7)		1 SAFE C FF 92 1 SAFE X FF 92 0-1 F9 ②		1 SAFE C FF 90 C SL 82 X FF 90 0-2 F8 ②			B FF 91 B SI 91 C SI 92 X SI 92 2-1 20 CS 43 SH2-4 1B		X FF 97 0-0 12 BB 13 1B 1-2 1B		B SI 93 B SI 92 X FO 84 1-1 P3 ①	5	1	2	0	0	0	2
31 John Lannan, L (1, 1) 43 Brian Bixler, R (7, PH) OBP: 0.143, SLG: 0.071 (7, 9) 12 Matt Stairs, L (8, PH) OBP: 0.278, SLG: 0.278 21 Jason Marquis, L (9, PH) OBP: 0.278, SLG: 0.278 17 Sean Burnett, L (9, 1) 22 Drew Storen, S (10, 1) 7 Ivan Rodriguez, R (11, PH) OBP: 0.267, SLG: 0.321 (11, 2)		C FF 92 B FF 91 B FF 92 F FF 91 S FF 92 2-3 K ③		S FF 92 B FF 91 C FF 92 S CU 75 1-3 K ③ 1-2			B SI 90 X SI 90 1-0 SH2-4 ① 1-2		B KC 87 B FF 97 B FF 96 B FF 96 4-0 13 1B 1-2 2-3 BB		F FF 93 B SL 84 F SI 94 H SL 82 2-2 13 1B 20 2B HBP	2	0	0	0	0	2	2
Inning Stats	R: 0 E: 0 K: 0 S: 8 H: 1 LOB: 1 BB: 0 P: 17	R: 1 E: 0 K: 1 S: 13 H: 2 LOB: 1 BB: 0 P: 19	R: 0 E: 0 K: 1 S: 14 H: 1 LOB: 2 BB: 1 P: 25	R: 0 E: 0 K: 1 S: 7 H: 0 LOB: 1 BB: 1 P: 12	R: 0 E: 0 K: 0 S: 8 H: 0 LOB: 0 BB: 0 P: 12	R: 0 E: 0 K: 1 S: 9 H: 1 LOB: 1 BB: 0 P: 15	R: 0 E: 0 K: 0 S: 5 H: 1 LOB: 0 BB: 0 P: 11	R: 0 E: 0 K: 1 S: 9 H: 0 LOB: 1 BB: 1 P: 17	R: 2 E: 0 K: 3 S: 14 H: 3 LOB: 3 BB: 1 P: 20	R: 0 E: 0 K: 3 S: 12 H: 0 LOB: 1 BB: 1 P: 19	R: 4 E: 0 K: 0 S: 10 H: 4 LOB: 0 BB: 0 P: 17	1B: 9 2B: 3 3B: 0 HR: 1 SF: 0 SAC: 1 DP: 1 HBP: 1	WP: 1 PB: 0 SB: 4 CS: 1 PA: 51					

PITCHER		IP	WLS	BF	H	R	ER	SO	BB	IBB	HBP	BLK	WP	HR	S	P	ERA	WHIP
48 Tommy Hanson, R ERA: 2.51	(1, 1)	5.2		24	5	1	1	3	2	0	0	0	0	0	56	94	1.59	1.235
53 Cory Gearrin, R ERA: 3.12	(6, 1)	0.1	H	1	0	0	0	1	0	0	0	0	0	0	3	6	0.00	0.000
34 Eric O'Flaherty, L ERA: 0.96	(7, 1)	1.0	H	3	1	0	0	0	0	0	0	0	0	0	5	11	0.00	1.000
39 Jonny Venters, L ERA: 0.87	(8, 1)	1.0	H	4	0	0	0	1	1	0	0	0	0	0	9	17	0.00	1.000
46 Craig Kimbrel, R ERA: 2.7	(9, 1)	1.0	B	7	3	2	2	3	1	0	0	0	0	0	14	20	18.00	4.000

PITCHER		IP	WLS	BF	H	R	ER	SO	BB	IBB	HBP	BLK	WP	HR	S	P	ERA	WHIP
52 George Sherrill, L ERA: 2.25	(10, 1)	0.2		3	0	0	0	2	1	0	0	0	1	0	8	15	0.00	1.500
19 Scott Linebrink, R ERA: 7.5	(10, 1)	1.1	L	8	4	4	4	1	0	0	1	0	0	1	14	21	27.00	3.000

TOP

Washington Nationals @ Atlanta Braves

Turner Field, Atlanta, GA

Wed May 11 2011, 7:12 PM - 10:42 PM EDT

Att. 16,692 - Clear - 86 F

livebaseballscorecards.com

AB	43
R	7
H	13
RBI	7
BB	5
SO	11
LOB	23

Washington Nationals @ Atlanta Braves

Turner Field, Atlanta, GA

Wed May 11 2011, 7:12 PM - 10:42 PM EDT

Att. 16,692 - Clear - 86 F

livebaseballscorecards.com

BOTTOM

Batter	1	2	3	4	5	6	7	8	9	10	11	AB	R	H	RBI	BB	SO	LOB
14 Martín Prado, R (1, 7) OBP: 0.314, SLG: 0.411	C SI 88 X SI 88 0-1 10 BB 16 2B 1B	C CH 84 X SI 90 0-1 ③ F9			C SI 90 X CH 83 0-1 10 G5-4-3 1B		S SL 85 C SI 93 S SL 87 0-3 ③ K			C FF 96 C SL 83 X SL 84 0-2 ② L4		5	1	2	0	0	1	1
2 Alex Gonzalez, R (1, 6) OBP: 0.274, SLG: 0.414	C SI 87 C CH 83 B SI 89 S CU 76 1-3 ① K		X SI 90 0-0 ① G4-3		F FF 92 F SI 90 S SL 78 0-3 ① K			C SI 93 X SL 85 0-1 ① F7		B FF 96 X SI 94 1-0 ③ G5-3		5	0	0	0	0	2	2
10 Chipper Jones, S (1, 5) OBP: 0.349, SLG: 0.447	B SI 89 B SL 81 B CH 84 B SI 89 4-0 16 2B 1-2 BB		B CU 74 X SI 89 1-0 ② G6-3		B SI 92 X CH 85 1-0 ②③ G5-4-3 1-2f			B SL 86 C SL 86 B SI 94 F SL 85 B SI 94 S SL 85 3-3 ② K			B FC 86 B FF 92 F FF 90 F FF 92 B FC 86 X FF 93 3-2 16 G4-3 2B	4	1	1	0	1	1	1
16 Brian McCann, L (1, 2) OBP: 0.382, SLG: 0.405	B FF 91 X FF 90 1-0 1-H 2-H 2B		F FF 91 F FF 89 B SL 80 F SI 90 F CU 76 B SL 82 B CH 85 X SI 91 3-2 ③ G4-3			X FF 90 0-0 ① F7		B SL 86 S SL 86 B SI 94 S SL 86 X SL 87 2-2 2B			X FF 92 0-0 ① G4-3 2-3	5	0	2	2	0	0	1
26 Dan Uggla, R (1, 4) OBP: 0.264, SLG: 0.392	D SI 91 S CH 84 X SI 90 1-1 ② G5-3			B CH 85 S CH 82 B SI 92 B SI 90 F CH 86 X CH 85 3-2 13 G3 5 BB 1B		C CH 85 B SI 90 B SI 89 B CH 86 B CH 84 4-1 5 G3-6 BB		C SL 86 C SL 86 S SL 87 0-3 ③ K			X FF 92 0-0 ② G5-3	4	0	1	0	1	1	3
5 Freddie Freeman, L (1, 3) OBP: 0.331, SLG: 0.383	F SL 82 S SL 81 B SL 80 T SI 91 1-2 ③ K			S SL 82 B FF 90 B SL 80 F SI 90 B SI 90 B SI 91 4-2 13 G3 1-2 BB		S SL 81 1 SAFE X FF 90 0-1 ②③ G3-6 1-2f			B SI 93 F SI 91 S SI 90 B SL 80 X SI 92 2-2 ① G3		C FF 93 B CH 81 F FF 93 C FF 93 1-3 ③ K	4	0	0	0	1	2	3
20 Eric Hinske, L (1, 9) OBP: 0.378, SLG: 0.600 39 Jonny Venters, L (8, 1) 46 Craig Kimbrel, R (9, 1) 7 Brooks Conrad, S (9, PH) OBP: 0.300, SLG: 0.125 52 George Sherrill, L (10, 1) 19 Scott Linebrink, R (10, 1)		B FF 89 B FF 88 F FF 91 B CU 74 F SI 90 X SI 90 3-2 ① F8		C SL 80 X SI 91 0-1 ① F8			B FF 88 B SL 80 X FF 90 2-0 HR		B CH 84 S SI 92 B SI 92 C SI 93 S CH 86 2-3 ② K			3	1	1	1	0	0	2
13 Nate McLouth, L (1, 8) OBP: 0.354, SLG: 0.367		C FF 91 X SL 81 0-1 48 SH2-4 1B		S SL 84 B SI 91 B FF 91 C SL 82 X SL 81 2-2 ② G3 1-2 2-3			X FF 88 0-0 ① G3		C SI 93 X SL 78 0-1 ③ G4-3			4	0	1	0	0	0	2
48 Tommy Hanson, R (1, 1) OBP: 0.071, SLG: 0.071 53 Cory Gearrin, R (6, 1) 34 Eric O'Flaherty, L (7, 1) 4 Joe Mather, R (7, PH) OBP: 0.250, SLG: 0.273 (8, 9)		1 SAFE X SI 88 0-0 ② SH2-4 1-2		F SI 92 C SL 83 B SL 82 D CH 86 B FF 92 X SI 91 3-2 ③ G5-3			S SL 84 F SL 84 B SL 87 B SI 94 B SL 86 S SL 84 3-3 ② K			C SL 82 F SL 83 S SL 84 0-3 ① K		1 0 0 2	0 0 0 0	0 0 0 0	0 0 0 0	0 0 0 2	0 0 0 2	2 0 0 0
Inning Stats	R: 2 H: 2 E: 0 LOB: 1 K: 2 BB: 1 S: 11 P: 19	R: 0 H: 1 E: 0 LOB: 1 K: 0 BB: 0 S: 8 P: 11	R: 0 H: 0 E: 0 LOB: 0 K: 0 BB: 0 S: 7 P: 11	R: 0 H: 1 E: 0 LOB: 2 K: 0 BB: 1 S: 13 P: 25	R: 0 H: 1 E: 0 LOB: 0 K: 1 BB: 0 S: 6 P: 7	R: 0 H: 0 E: 0 LOB: 0 K: 0 BB: 1 S: 4 P: 8	R: 1 H: 1 E: 0 LOB: 0 K: 2 BB: 0 S: 8 P: 13	R: 0 H: 1 E: 0 LOB: 1 K: 2 BB: 0 S: 11 P: 16	R: 0 H: 0 E: 0 LOB: 0 K: 1 BB: 0 S: 8 P: 12	R: 0 H: 0 E: 0 LOB: 0 K: 1 BB: 0 S: 7 P: 8	R: 0 H: 1 E: 0 LOB: 1 K: 1 BB: 0 S: 8 P: 12	1B: 4 2B: 3 3B: 0 HR: 1	SF: 0 SAC: 1 DP: 2 HBP: 0						

	AB	38
	R	3
	H	8
	RBI	3
	BB	3
	SO	10
	LOB	17

PITCHER		IP	WLS	BF	H	R	ER	SO	BB	IBB	HBP	BLK	WP	HR	S	P	ERA	WHIP
31 John Lannan, L ERA: 4.79	(1, 1)	6.0		24	5	2	2	3	3	0	0	0	0	0	49	81	3.00	1.333
45 Doug Slaten, L ERA: 1.35	(7, 1)	0.1		2	1	1	1	0	0	0	0	0	0	1	2	4	27.00	3.000
60 Todd Coffey, R ERA: 2.92	(7, 1)	1.2		6	1	0	0	4	0	0	0	0	0	0	17	25	0.00	0.600
17 Sean Burnett, L ERA: 5.52	(9, 1)	1.0		3	0	0	0	1	0	0	0	0	0	0	8	12	0.00	0.000
22 Drew Storen, R ERA: 0.44	(10, 1)	1.0	W	3	0	0	0	1	0	0	0	0	0	0	7	8	0.00	0.000

PITCHER		IP	WLS	BF	H	R	ER	SO	BB	IBB	HBP	BLK	WP	HR	S	P	ERA	WHIP
36 Tyler Clippard, R ERA: 1.59	(11, 1)	1.0		4	1	0	0	1	0	0	0	0	0	0	8	12	0.00	1.000

Washington Nationals @ Atlanta Braves

Turner Field, Atlanta, GA

Thu May 12 2011, 7:11 PM - 10:14 PM EDT

Att. 19,758 - Partly Cloudy - 87 F

livebaseballscorecards.com

TOP

Batter	1	2	3	4	5	6	7	8	9	10	AB	R	H	RBI	BB	SO	LOB
2 Roger Bernadina, L (1, 8) OBP: 0.348, SLG: 0.300 38 Michael Morse, R (9, PH) OBP: 0.269, SLG: 0.318 (9, 7)	20 S 1B		G1-3		20 FC4 BB		K		FC4-6 1-2f		3 1	0 0	1 0	0 0	1 0	1 0	0 1
20 Ian Desmond, R (1, 6) OBP: 0.245, SLG: 0.369	K 1-2		K	FC4 28 S 1-2f			K			K2-3	5	0	0	0	0	4	2
28 Jayson Werth, R (1, 9) OBP: 0.318, SLG: 0.414	K		K		G5-3 1-2		K			K	5	0	0	0	0	4	2
19 Laynce Nix, L (1, 7) OBP: 0.301, SLG: 0.507 (9, 8)	G1-3			25 1B 2B	25 FC4-6 IBB			L6		K	4	1	1	0	1	1	1
25 Adam LaRoche, L (1, 3) OBP: 0.319, SLG: 0.311		8 HR BB		7 E 8 HBP 2-H 1B	FC4-6 1-2f			K			3	2	1	1	1	1	2
8 Danny Espinosa, S (1, 4) OBP: 0.313, SLG: 0.387 45 Doug Slaten, L (8, 1)		1-H HR		7 FC5-4 1-2 HBP		G1-3		F8			3 0	1 0	1 0	2 0	0 0	0 0	0 0
7 Ivan Rodriguez, R (1, 2) OBP: 0.254, SLG: 0.367		G6-3		FC5-4 13 G4-6-3 1-2f 2-H		HR			K		4	1	1	1	0	1	1
13 Alex Cora, L (1, 5) OBP: 0.281, SLG: 0.267		G1-4-3		G4-6-3 1-2		G1-3			K		4	0	0	0	0	1	1
27 Jordan Zimmermann, R (1, 1) OBP: 0.200, SLG: 0.143 17 Sean Burnett, L (7, 1) 15 Jerry Hairston, R (8, 4) OBP: 0.307, SLG: 0.319		K		F9		K			38 FC4-6 BB		3 0 0	0 0 0	0 0 0	0 0 0	0 0 1	2 0 0	1 0 0
Inning Stats	R: 0 H: 1 E: 0 LOB: 1 K: 2 BB: 0 S: 12 P: 17	R: 2 H: 1 E: 0 LOB: 0 K: 1 BB: 1 S: 10 P: 20	R: 0 H: 0 E: 0 LOB: 0 K: 2 BB: 0 S: 9 P: 14	R: 2 H: 2 E: 1 LOB: 1 K: 0 BB: 0 S: 11 P: 20	R: 0 H: 0 E: 0 LOB: 2 K: 0 BB: 2 S: 16 P: 29	R: 1 H: 1 E: 0 LOB: 0 K: 1 BB: 0 S: 7 P: 12	R: 0 H: 0 E: 0 LOB: 0 K: 3 BB: 0 S: 12 P: 16	R: 0 H: 0 E: 0 LOB: 0 K: 1 BB: 0 S: 8 P: 12	R: 0 H: 0 E: 0 LOB: 1 K: 2 BB: 1 S: 9 P: 15	R: 0 H: 0 E: 0 LOB: 0 K: 3 BB: 0 S: 10 P: 13	1B: 2 2B: 1 3B: 0 HR: 2	SF: 0 SAC: 0 DP: 0 HBP: 1					

	AB	35
	R	5
	H	5
	RBI	4
	BB	4
	SO	15
	LOB	11

PITCHER	IP	WLS	BF	H	R	ER	SO	BB	IBB	HBP	BLK	WP	HR	S	P	ERA	WHIP
32 Derek Lowe, R (1, 1) ERA: 3.73	6.0		27	5	5	5	6	2	1	1	0	0	2	65	112	7.50	1.167
53 Cory Gearrin, R (7, 1) ERA: 2.79	1.0		3	0	0	0	3	0	0	0	0	0	0	12	16	0.00	0.000
34 Eric O'Flaherty, L (8, 1) ERA: 0.92	1.0		3	0	0	0	1	0	0	0	0	0	0	8	12	0.00	0.000
39 Jonny Venters, L (9, 1) ERA: 0.83	1.0		4	0	0	0	2	1	0	0	0	0	0	9	15	0.00	1.000
46 Craig Kimbrel, R (10, 1) ERA: 2.55	1.0	W	3	0	0	0	3	0	0	0	0	0	0	10	13	0.00	0.000

PITCHER	IP	WLS	BF	H	R	ER	SO	BB	IBB	HBP	BLK	WP	HR	S	P	ERA	WHIP

WP: 0 PA: 40
PB: 0
SB: 2
CS: 0

Washington Nationals @ Atlanta Braves

Turner Field, Atlanta, GA

Thu May 12 2011, 7:11 PM - 10:14 PM EDT

Att. 19,758 - Partly Cloudy - 87 F

livebaseballscorecards.com

Batter	1	2	3	4	5	6	7	8	9	10	AB	R	H	RBI	BB	SO	LOB
14 Martín Prado, R (1, 7) OBP: 0.322, SLG: 0.431	B FF 92 B FF 91 C FF 92 X SL 85 2-1 26 BB 13 1B 1B		X FF 92 0-0 ① G4-3		B FF 93 S SL 85 B FF 92 X FF 93 2-1 ③ G6-3		B SI 92 C CH 84 F SI 92 B SI 91 F SL 78 F SI 91 F SI 93 F SL 79 B SI 92 3-2 X SI 91 1-H 2-H 3-H HR			C SI 90 B SL 78 B SI 89 F SI 88 B SL 82 B FF 90 4-2 13 SH2-3 16 1B BB	4	2	2	4	1	0	0
13 Nate McLouth, L (1, 8) OBP: 0.358, SLG: 0.371	B FF 92 B FF 93 X FF 93 2-0 26 BB 1-2 1B		C FF 92 C SL 86 F FF 94 B FF 94 C CU 79 1-3 ② K			C SL 84 B CU 78 B FF 92 B FF 93 F FF 93 X FF 93 3-2 16 G5-3 1B	C SI 92 B SL 81 C SL 78 X SI 92 1-2 ② G5-3			C FF 90 C X FF 90 0-2 ① SH2-3 1-2	4	0	2	0	0	1	0
10 Chipper Jones, S (1, 5) OBP: 0.351, SLG: 0.463	F SL 85 C FF 93 B CU 78 C FF 94 1-3 ① K		B CU 78 B CU 78 X FF 93 2-0 HR			C FF 93 X CH 85 0-1 ① F7	X SI 92 0-0 ③ G1-3			I I I I 4-0 16 1B IBB	4	1	1	1	1	1	3
16 Brian McCann, L (1, 2) OBP: 0.376, SLG: 0.397	B SL 85 B SL 86 F CH 85 F FF 94 C FF 94 2-3 ② K		F FF 94 F CU 80 B SL 84 F FF 94 S CU 80 1-3 ③ K			X CU 79 0-0 ② G5-3 1-2		X FF 91 0-0 ① F7		C SL 79 B SI 90 X SI 89 1-1 1-2 2-H 1B	5	0	1	1	0	2	3
26 Dan Uggla, R (1, 4) OBP: 0.264, SLG: 0.384	B SL 86 C SL 86 B FF 94 B SL 86 C SL 86 B SL 87 4-2 1-2 2-3 BB			C FF 93 B SL 85 X FF 93 1-1 ① F9		C SL 85 S SL 85 B SL 86 F SL 86 S FF 95 1-3 ③ K		B FF 92 X SI 91 1-0 ② G6-3			3	0	0	0	1	1	1
20 Eric Hinske, L (1, 9) OBP: 0.347, SLG: 0.630	B CH 85 B FF 95 B FF 94 C FF 95 F FF 94 F FF 95 C CU 79 3-3 ③ K			C CU 76 F FF 94 S FF 94 0-3 ② K			C SL 83 C CU 78 B FF 91 B FF 92 F CU 79 B CU 80 X CU 80 3-2 ① G4-3	B SL 83 X SL 82 1-0 ③ G3			4	0	0	0	0	2	3
5 Freddie Freeman, L (1, 3) OBP: 0.329, SLG: 0.374		B SL 84 C FF 93 B FF 92 F FF 94 B CU 82 X CU 79 3-2 ① G3		C FF 94 B SL 85 F FF 94 S FF 94 1-3 ③ K			B CU 78 B FF 92 B FF 92 C FF 92 B SL 86 4-1 7 BB 2 1B 14 HR BB		B SL 79 C SI 90 C SL 80 S SL 81 1-3 ① K2-3		3	1	0	0	1	2	0
2 Alex Gonzalez, R (1, 6) OBP: 0.280, SLG: 0.417		X FF 95 0-0 ② P3			C FF 92 B SL 85 F SL 86 S FF 94 1-3 ① K		X SL 85 0-0 7 BB 14 HR 1-2 1B			F SI 89 X CH 83 0-1 ② 1 1B	4	1	2	0	0	1	0
32 Derek Lowe, R (1, 1) OBP: 0.207, SLG: 0.154 53 Cory Gearrin, R (7, 1) 7 Brooks Conrad, S (7, PH) OBP: 0.333, SLG: 0.125 34 Eric O'Flaherty, L (8, 1) 39 Jonny Venters, L (9, 1) 4 Joe Mather, R (9, PH) OBP: 0.231, SLG: 0.250 46 Craig Kimbrel, R (10, 1)		S FF 94 F FF 94 B FF 95 S SL 86 1-3 ③ K			C SL 83 S FF 93 F CU 79 S SL 85 0-3 ② K		S CH 82 F SI 91 B CH 82 B SL 80 B SI 92 B CH 82 4-2 14 HR 1-2 2-3 BB			C SI 91 S SL 80 X SL 81 0-2 ③ G5-3	2 0 0 0 0 1 0	0 0 1 0 0 0 0	0 0 0 0 0 0 0	0 0 0 0 0 0 0	0 0 1 0 0 0 0	2 0 0 0 0 0 0	0 0 0 0 0 0 0
Inning Stats	R: 0 E: 0 K: 3 S: 15 H: 2 LOB: 3 BB: 1 P: 29	R: 0 E: 0 K: 1 S: 7 H: 0 LOB: 0 BB: 0 P: 11	R: 1 E: 0 K: 2 S: 10 H: 1 LOB: 0 BB: 0 P: 14	R: 0 E: 0 K: 2 S: 8 H: 0 LOB: 0 BB: 0 P: 10	R: 0 E: 0 K: 2 S: 9 H: 0 LOB: 0 BB: 0 P: 12	R: 0 E: 0 K: 1 S: 10 H: 1 LOB: 1 BB: 0 P: 14	R: 4 E: 0 K: 0 S: 19 H: 2 LOB: 0 BB: 2 P: 34	R: 0 E: 0 K: 0 S: 3 H: 0 LOB: 0 BB: 0 P: 5	R: 0 E: 0 K: 1 S: 8 H: 1 LOB: 0 BB: 0 P: 9	R: 1 E: 0 K: 0 S: 7 H: 1 LOB: 2 BB: 2 P: 16	1B: 6 2B: 0 3B: 0 HR: 2	SF: 0 SAC: 1 DP: 0 HBP: 0	WP: 0 PB: 0 SB: 0 CS: 0	PA: 40			

PITCHER		IP	WLS	BF	H	R	ER	SO	BB	IBB	HBP	BLK	WP	HR	S	P	ERA	WHIP
27 Jordan Zimmermann, R ERA: 4.13	(1, 1)	6.1		26	5	3	3	11	2	0	0	0	0	1	65	103	4.26	1.105
17 Sean Burnett, L ERA: 6.46	(7, 1)	0.2	B	4	1	2	2	0	1	0	0	0	0	1	13	21	27.00	3.000
45 Doug Slaten, L ERA: 2.0	(8, 1)	2.1	L	10	2	1	1	1	1	1	0	0	0	0	18	30	3.86	1.286

PITCHER	IP	WLS	BF	H	R	ER	SO	BB	IBB	HBP	BLK	WP	HR	S	P	ERA	WHIP

AB	34
R	6
H	8
RBI	6
BB	5
SO	12
LOB	10

Philadelphia Phillies @ Atlanta Braves

Turner Field, Atlanta, GA

Fri May 13 2011, 7:38 PM - 10:40 PM EDT

Att. 36,168 - Cloudy - 72 F

livebaseballscorecards.com

Batter	1	2	3	4	5	6	7	8	9	AB	R	H	RBI	BB	SO	LOB
11 Jimmy Rollins, S (1, 6) OBP: 0.365, SLG: 0.373	F8	F7		F7			8 1B 2B		G4-3	5	1	1	0	0	0	0
8 Shane Victorino, S (1, 8) OBP: 0.349, SLG: 0.513	27 1B 6 HR 1B	G3-1			F8		2-H 1B		L1-3	5	1	2	1	0	0	0
27 Placido Polanco, R (1, 5) OBP: 0.393, SLG: 0.456	1-2 6 HR 1B	1B			G6-3		F8			4	1	2	0	0	0	1
6 Ryan Howard, L (1, 3) OBP: 0.346, SLG: 0.542	1-H 2-H HR	F8			K			29 1B 2B		4	2	2	3	0	1	1
10 Ben Francisco, R (1, 9) OBP: 0.340, SLG: 0.369	5 G4-3 29 1B 1B		K			P6		K		4	0	1	0	0	2	1
29 Raul Ibanez, L (1, 7) OBP: 0.295, SLG: 0.364	1-2 5 G4-3 1B		K			G6-3		2-H 1B		4	0	2	1	0	1	0
5 Pete Orr, L (1, 4) OBP: 0.316, SLG: 0.308 15 John Mayberry Jr., R (8, PH) OBP: 0.396, SLG: 0.439 49 Vance Worley, R (8, 1) OBP: 0.400, SLG: 0.400 46 Ryan Madson, L (9, 1)	1-2 2-3 G4-3		K			G6-3		P4		3 1 0 0	0 0 0 0	0 0 0 0	0 0 0 0	0 0 0 0	1 0 0 0	2 1 0 0
51 Carlos Ruiz, R (1, 2) OBP: 0.307, SLG: 0.354	IBB			G6-3			G4-3	K		3	0	0	0	1	1	1
35 Cole Hamels, L (1, 1) OBP: 0.263, SLG: 0.368 7 Ross Gload, L (7, PH) OBP: 0.320, SLG: 0.320 16 J.C. Romero, S (7, 1) 40 Michael Stutes, R (7, 1) 37 Antonio Bastardo, R (7, 1) 21 Wilson Valdez, R (8, 4) OBP: 0.270, SLG: 0.282	K			G4-3			F8		G6-3	2 1 0 0 0 1	0 0 0 0 0 0	0 0 0 0 0 0	0 0 0 0 0 0	0 0 0 0 0 0	1 0 0 0 0 0	3 0 0 0 0 0

TOP	
AB	37
R	5
H	10
RBI	5
BB	1
SO	7
LOB	10

Inning Stats	1	2	3	4	5	6	7	8	9
	R: 3 E: 0 K: 1 S: 23	H: 5 LOB: 3 BB: 1 P: 40	R: 0 E: 0 K: 0 S: 10	H: 1 LOB: 1 BB: 0 P: 15	R: 0 E: 0 K: 3 S: 9	H: 0 LOB: 0 BB: 0 P: 16	R: 0 E: 0 K: 0 S: 6	H: 0 LOB: 0 BB: 0 P: 10	R: 0 E: 0 K: 1 S: 10	H: 0 LOB: 0 BB: 0 P: 17
	R: 0 E: 0 K: 0 S: 5	H: 0 LOB: 0 BB: 0 P: 9	R: 1 E: 0 K: 0 S: 12	H: 2 LOB: 1 BB: 0 P: 21	R: 1 E: 0 K: 2 S: 14	H: 2 LOB: 1 BB: 0 P: 24	R: 0 E: 0 K: 0 S: 7	H: 0 LOB: 0 BB: 0 P: 11		

	1B: 7	SF: 0	WP: 0	PA: 38
	2B: 2	SAC: 0	PB: 0	
	3B: 0	DP: 0	SB: 0	
	HR: 1	HBP: 0	CS: 0	

PITCHER		IP	WLS	BF	H	R	ER	SO	BB	IBB	HBP	BLK	WP	HR	S	P	ERA	WHIP
37 Brandon Beachy, R ERA: 3.45	(1, 1)	2.0		13	6	3	3	1	0	1	0	0	0	1	33	55	13.50	3.000
50 Cristhian Martinez, R ERA: 3.0	(3, 1)	4.0		12	0	0	0	4	0	0	0	0	0	0	30	52	0.00	0.000
53 Cory Gearrin, R ERA: 3.48	(7, 1)	0.2	H	3	1	1	1	0	0	0	0	0	0	0	6	13	13.50	1.500
34 Eric O'Flaherty, L ERA: 1.29	(7, 1)	1.1	L	7	3	1	1	2	0	0	0	0	0	0	20	32	6.75	2.250
19 Scott Linebrink, R ERA: 6.92	(9, 1)	1.0		3	0	0	0	0	0	0	0	0	0	0	7	11	0.00	0.000

PITCHER		IP	WLS	BF	H	R	ER	SO	BB	IBB	HBP	BLK	WP	HR	S	P	ERA	WHIP

Philadelphia Phillies @ Atlanta Braves

Turner Field, Atlanta, GA

Fri May 13 2011, 7:38 PM - 10:40 PM EDT

Att. 36,168 - Cloudy - 72 F

BOTTOM

livebaseballscorecards.com

Batter	1	2	3	4	5	6	7	8	9	AB	R	H	RBI	BB	SO	LOB
14 Martín Prado, R (1, 7) OBP: 0.330, SLG: 0.442	B FF 92 C FF 92 B FF 94 F FF 92 B SI 92 X FF 94 3-2 13 SH 10 1B 1B		C FC 88 B FF 89 X SI 93 1-1 10 CS 1B		B CU 77 C CH 84 X FF 90 1-1 E5 13 SH2-4		C CH 79 B CH 80 B SL 80 X SI 90 2-1 13 SH3 2B	C CH 84 X FF 89 0-1 ③ G1-3		5	1	3	0	0	0	2
13 Nate McLouth, L (1, 8) OBP: 0.353, SLG: 0.366	X FC 88 0-0 SH 16 G3 10 1B 1-2		C FF 92 S FF 92 B FC 91 C FF 94 1-3 ① K		D CH 84 X FF 92 1-0 ① SH2-4 1-2 2-3		X SI 89 0-0 ① SH3 2-3		B FF 94 X FF 94 1-0 ① G3	2	0	0	0	0	1	1
10 Chipper Jones, S (1, 5) OBP: 0.365, SLG: 0.464	C CH 84 X FF 93 0-1 16 G3 1-2 2-H 1B		1 SAFE 1 SAFE B FC 90 S FC 90 B FC 91 C CU 77 D CH 85 S FF 91 3-3 ② ③ K 1-2		I IN 53 I IN 59 I IN 58 I IN 58 4-0 16 G4-6-3 IBB		I IN 56 I IN 59 I IN 59 I IN 58 4-0 16 BB IBB		B CH 86 B FF 95 B FF 94 C FF 95 B FF 95 4-1 16 FC1-6 BB	2	0	1	1	3	1	1
16 Brian McCann, L (1, 2) OBP: 0.370, SLG: 0.385 22 Jason Heyward, L (9, PR) OBP: 0.322, SLG: 0.433	C CU 76 S CH 84 F CH 85 X FC 90 0-2 ① G3 1-2 2-3			X FC 89 0-0 ① G6-3	B FF 92 F FF 94 F FF 94 F CH 85 B FC 92 X FF 94 2-2 ② ③ G4-6-3 1-2f		B SL 80 B SI 90 B SI 91 B SI 91 4-0 1-2 BB		F FF 96 B FF 94 B FF 91 X CH 87 2-1 ② FC1-6 26 PB 1-2f	4 0	0 0	0 0	0 0	1 0	0 0	6 0
26 Dan Uggla, R (1, 4) OBP: 0.256, SLG: 0.372	C SI 93 S FC 89 F FC 91 D CU 80 F CU 78 F FF 94 S CH 83 1-3 ② K			C CH 84 X FC 89 0-1 ② F8		B FF 92 B CH 82 F CH 84 F FF 93 F FF 94 F CU 79 X FC 92 2-2 ① F8	D SL 84 S FF 94 D SL 85 F SL 83 S SL 82 2-3 ② K		D FF 93 S FF 96 C FC 92 B FF 96 T CH 86 2-2 ③ K 1-2	5	0	0	0	0	3	6
5 Freddie Freeman, L (1, 3) OBP: 0.320, SLG: 0.362	C FF 93 B CU 78 C CH 85 S CU 79 1-3 ③ K			C CH 83 F FF 93 X FF 91 0-2 ③ G1-3		C FC 90 F CH 85 B CU 78 B CU 78 S CH 84 2-3 ② K	B FF 93 B FF 94 B FF 94 C FF 94 F FF 95 S FF 94 3-3 ③ K			4	0	0	0	0	3	5
2 Alex Gonzalez, R (1, 6) OBP: 0.292, SLG: 0.426		C FF 92 B FC 90 S CU 77 S FC 89 1-3 ① K			B SI 92 X FF 92 1-0 4 2B 50 2B 1B	B CU 78 S CU 77 X CU 77 1-1 4 2B 24 WP 1B		X SL 85 0-0 4 SH2-4 1B		4	2	3	0	0	1	0
4 Joe Mather, R (1, 9) OBP: 0.313, SLG: 0.467		B FF 93 B CH 84 C FF 93 C FF 93 X FF 91 2-2 ② G5-3			X CH 84 0-0 50 2B 1-3 2B	C FF 92 B FF 93 B FF 90 X FC 89 2-1 24 WP 1-3 2B		X SI 88 0-0 ① SH2-4 1-2		3	1	2	0	0	0	0
37 Brandon Beachy, R (1, 1) 50 Cristhian Martinez, R (3, 1) OBP: 0.333, SLG: 0.667 24 Diory Hernandez, R (6, PH) OBP: 0.200, SLG: 0.200 53 Cory Gearrin, R (7, 1) 34 Eric O'Flaherty, L (7, 1) 20 Eric Hinske, L (8, PH) OBP: 0.340, SLG: 0.617 19 Scott Linebrink, R (9, 1)		B FF 92 S FF 92 S FF 94 B FF 94 S CH 85 2-3 ③ K			X FF 90 0-0 13 SH2-4 2-H 3-H 2B	B CU 78 S CH 83 B FF 92 X FF 90 2-1 ③ G6-3 2-3 3-H		C CH 84 B FF 89 S FF 89 S FF 92 1-3 ② K		1 1 1 0 0 0 1 0	0 0 0 0 0 0 0 0	0 1 0 0 0 0 1 0	0 2 0 0 0 0 1 0	0 0 0 0 0 0 1 0	1 0 1 0 0 0 1 0	0 0 1 0 0 0 1 0
Inning Stats	R: 1 E: 1 K: 2 S: 19 H: 2 LOB: 2 BB: 0 P: 24	R: 0 E: 0 K: 2 S: 9 H: 0 LOB: 0 BB: 0 P: 14	R: 0 E: 0 K: 2 S: 8 H: 1 LOB: 1 BB: 0 P: 13	R: 0 E: 0 K: 0 S: 6 H: 0 LOB: 0 BB: 0 P: 6	R: 2 E: 1 K: 0 S: 10 H: 3 LOB: 2 BB: 1 P: 19	R: 1 E: 0 K: 1 S: 14 H: 2 LOB: 1 BB: 0 P: 23	R: 0 E: 0 K: 2 S: 9 H: 1 LOB: 3 BB: 2 P: 24	R: 0 E: 0 K: 1 S: 7 H: 1 LOB: 1 BB: 0 P: 8	R: 0 E: 0 K: 1 S: 7 H: 0 LOB: 2 BB: 1 P: 16	1B: 6 2B: 5 3B: 0 HR: 0 SF: 0 SAC: 4 DP: 2 HBP: 0						

AB	33
R	4
H	10
RBI	3
BB	4
SO	11
LOB	23

PITCHER		IP	WLS	BF	H	R	ER	SO	BB	IBB	HBP	BLK	WP	HR	S	P	ERA	WHIP
35 Cole Hamels, L ERA: 3.19	(1, 1)	6.0		27	8	4	4	7	0	1	0	0	1	0	66	99	6.00	1.333
16 J.C. Romero, L ERA: 2.0	(7, 1)	0.1		4	1	0	0	0	1	1	0	0	0	0	3	13	0.00	6.000
40 Michael Stutes, R ERA: 3.6	(7, 1)	0.1		1	0	0	0	1	0	0	0	0	0	0	3	5	0.00	0.000
37 Antonio Bastardo, L ERA: 1.35	(7, 1)	0.1	W	1	0	0	0	1	0	0	0	0	0	0	3	6	0.00	0.000
49 Vance Worley, R ERA: 1.13	(8, 1)	1.0	H	4	1	0	0	1	0	0	0	0	0	0	7	8	0.00	1.000

PITCHER		IP	WLS	BF	H	R	ER	SO	BB	IBB	HBP	BLK	WP	HR	S	P	ERA	WHIP
46 Ryan Madson, R ERA: 0.56	(9, 1)	1.0	S	4	0	0	0	1	1	0	0	0	0	0	7	16	0.00	1.000

WP: 1 PB: 1 SB: 0 CS: 1 PA: 41

Philadelphia Phillies @ Atlanta Braves

Turner Field, Atlanta, GA

Sat May 14 2011, 1:13 PM - 3:51 PM EDT

Att. 35,238 - Partly Cloudy - 74 F

TOP

livebaseballscorecards.com

Batter	1	2	3	4	5	6	7	8	9	AB	R	H	RBI	BB	SO	LOB
11 Jimmy Rollins, S (1, 6) OBP: 0.362, SLG: 0.377	B FF 89 F SI 88 B SI 88 X CH 84 2-1 ① F8			C SL 76 B FF 88 C FF 88 B CH 83 B CH 83 X SI 90 3-2 ① G3		C CH 83 1 SAFE X CH 81 0-1 ③ 1-H 2B		D SL 86 B SI 95 B SI 95 C SI 95 X SI 96 3-1 ③ F7		4	0	1	1	0	0	1
8 Shane Victorino, S (1, 8) OBP: 0.343, SLG: 0.503 37 Antonio Bastardo, R (8, 1) 7 Ross Gload, L (9, PH) OBP: 0.308, SLG: 0.308	C FF 89 B SI 89 F SI 89 F SL 80 B SI 90 F CH 84 X CH 83 2-2 ② P6			B FF 89 B SI 88 X SI 88 2-0 ② F7			B SI 86 B SI 87 C FF 86 X FF 87 2-1 ① G3-1		C FF 95 F KC 86 T FF 97 0-2 ① K	3 0 1	0 0 0	0 0 0	0 0 0	0 0 1	0 0 0	0 0 0
27 Placido Polanco, R (1, 5) OBP: 0.389, SLG: 0.447	C SI 91 X CH 85 0-1 ③ G5-3			B SL 80 S SL 81 F SI 89 F FF 90 B CH 84 B CH 85 S SI 91 3-3 ③ K			C SI 88 B SI 89 X CH 83 1-1 ② F9		B FF 96 B FF 95 B FF 95 B FF 94 4-0 6 FC5-6 BB	3	0	0	0	1	1	0
6 Ryan Howard, L (1, 3) OBP: 0.337, SLG: 0.527		C FF 90 B FF 90 B SL 79 B CH 83 C CH 83 F FF 90 S CH 84 3-3 ① K			C SL 79 B FF 90 F CH 84 B FF 89 X SL 80 2-2 ① P6		B CH 83 B SI 89 X SI 89 2-0 ③ F8		B KC 86 C KC 84 B KC 87 X FF 95 2-1 ② FC5-6 1-2f	4	0	0	0	0	1	1
10 Ben Francisco, R (1, 9) OBP: 0.331, SLG: 0.357		B FF 90 X SI 89 1-0 ② G4-3			B SL 79 C SI 88 B FF 88 B CH 85 X SI 88 3-1 ② F7			C CH 82 B SL 76 X CH 80 1-1 ① F7	C FF 97 C FF 97 S FF 98 0-3 ③ K	4	0	0	0	0	1	1
29 Raul Ibanez, L (1, 7) OBP: 0.296, SLG: 0.359		B SI 89 S CH 82 F FF 89 C SI 91 1-3 ③ K			F FF 89 B FF 89 X CH 84 1-1 ③ G4-3			B SI 88 B FF 87 B SI 87 C FF 87 F SI 87 F SI 90 F CH 83 B FF 91 4-2 21 2B BB		2	1	0	0	1	1	0
21 Wilson Valdez, R (1, 4) OBP: 0.272, SLG: 0.295			C FF 89 B FF 90 C SI 88 F FF 91 B SL 80 X SI 90 2-2 ① G6-3			X SI 89 0-0 ① G1-4-3		B SI 89 C SL 79 D SI 88 F SI 89 X CH 84 2-2 15 PB 15 G5-3 1-H 2B		3	1	1	1	0	0	0
4 Dane Sardinha, R (1, 2) OBP: 0.333, SLG: 0.200 5 Pete Orr, L (8, PH) OBP: 0.316, SLG: 0.308 51 Carlos Ruiz, R (8, PH) OBP: 0.316, SLG: 0.354 (8, 2)			S SL 80 B SL 79 F FF 91 F SL 79 S FF 90 1-3 ② K			C SI 88 F FF 87 F FF 90 B SL 81 B SL 80 C CH 84 2-3 ② K		H FF 94 1-0 15 PB HBP		2 0 0	0 0 0	0 0 0	0 0 0	0 0 0	2 0 0	0 0 0
56 Joe Blanton, R (1, 1) OBP: 0.200, SLG: 0.200 7 Michael Martinez, S (6, PH) OBP: 0.261, SLG: 0.190 16 J.C. Romero, S (6, 1) 38 Kyle Kendrick, R (6, 1) OBP: 0.333, SLG: 0.333 55 Danys Baez, R (7, 1) 15 John Mayberry Jr., R (8, PH) OBP: 0.368, SLG: 0.429 (8, 8)			C SI 90 C SI 89 F FF 91 S SL 80 0-3 ③ K			C SI 89 X CH 84 0-1 11 2B 1B		B SI 94 F SI 95 X SI 94 1-1 ② G5-3 1-2 2-H		1 1 0 0 0 1	0 1 0 0 0 0	0 1 0 0 0 0	0 0 0 0 0 1	1 0 0 0 0 0	0 0 0 0 0 0	0 0 0 0 0 1

Inning Stats	1	2	3	4	5	6	7	8	9
	R: 0 E: 0 K: 0 S: 9	H: 0 LOB: 0 BB: 0 P: 13	R: 0 E: 0 K: 2 S: 8	H: 0 LOB: 0 BB: 0 P: 13	R: 0 E: 0 K: 2 S: 12	H: 0 LOB: 0 BB: 0 P: 15	R: 0 E: 0 K: 1 S: 8	H: 0 LOB: 0 BB: 0 P: 16	R: 0 E: 0 K: 0 S: 7	H: 0 LOB: 0 BB: 0 P: 13	R: 1 E: 0 K: 1 S: 9	H: 2 LOB: 1 BB: 0 P: 11	R: 0 E: 0 K: 0 S: 5	H: 0 LOB: 0 BB: 0 P: 10	R: 2 E: 0 K: 0 S: 13	H: 1 LOB: 1 BB: 1 P: 25	R: 0 E: 0 K: 2 S: 8	H: 0 LOB: 1 BB: 1 P: 14

1B: 1	SF: 0	WP: 0	PA: 32
2B: 2	SAC: 0	PB: 1	
3B: 0	DP: 0	SB: 0	
HR: 0	HBP: 1	CS: 0	

AB	29
R	3
H	3
RBI	3
BB	2
SO	8
LOB	4

PITCHER		IP	WLS	BF	H	R	ER	SO	BB	IBB	HBP	BLK	WP	HR	S	P	ERA	WHIP
49 Jair Jurrjens, R ERA: 1.66	(1, 1)	7.1	W	25	3	3	2	6	1	0	0	0	0	0	67	107	2.46	0.545
39 Jonny Venters, L ERA: 0.81	(8, 1)	0.2	H	3	0	0	0	0	0	0	1	0	0	0	4	9	0.00	0.000
46 Craig Kimbrel, R ERA: 2.41	(9, 1)	1.0	S	4	0	0	0	2	1	0	0	0	0	0	8	14	0.00	1.000

PITCHER		IP	WLS	BF	H	R	ER	SO	BB	IBB	HBP	BLK	WP	HR	S	P	ERA	WHIP

Batter	1	2	3	4	5	6	7	8	9	AB	R	H	RBI	BB	SO	LOB
14 Martín Prado, R (1, 7) OBP: 0.337, SLG: 0.460	B CH 85 X SI 86 1-0 HR	B SL 80 B CH 82 C FF 87 B SL 81 X FF 88 3-1 ③ FC5-4 1-2f			C CH 83 X CU 76 0-1 ① F8	X FC 88 0-0 1-3 2-H 3-H 1B		B FF 92 B SL 82 B FF 93 B FF 93 4-0 BB		4	1	2	3	1	0	2
13 Nate McLouth, L (1, 8) OBP: 0.348, SLG: 0.381	F SI 87 B CH 81 B SL 80 X FF 87 2-1 HR		B CH 84 X CU 79 1-0 ① F7		B SL 83 C CH 79 F CU 77 C FC 85 1-3 ② K	B CH 85 S SI 90 B SI 91 F SI 90 C SI 91 2-3 ③ K		1 SAFE B SL 82 C SL 83 1 SAFE X SL 82 1-1 ② F8		5	1	1	1	0	2	3
10 Chipper Jones, S (1, 5) OBP: 0.366, SLG: 0.465	C SI 88 B CH 83 B CH 81 F FF 88 S SL 80 2-3 ① K		X CH 85 0-0 20 G3 2B		S CU 78 B CU 73 B CH 81 S SL 84 X CU 78 2-2 ③ F8		B SI 91 C SI 90 C CU 75 B CU 76 B SI 93 B SI 90 4-2 20 2B 5 G4-2-3 BB	X FF 92 0-0 ③ F9		4	0	1	0	1	1	1
20 Eric Hinske, L (1, 9) OBP: 0.333, SLG: 0.608 46 Craig Kimbrel, R (9, 1)	F CH 81 B SI 88 B FC 85 F CH 81 B SL 80 X FC 85 3-2 ② G4-3		B CU 78 B SI 87 X SI 86 2-0 ② G3 2-3			F SI 86 B SI 87 S SL 76 B SL 79 B SI 88 F SI 89 F SI 87 X SI 87 3-2 ① G4-3	F FF 88 X SI 90 0-1 5 G4-2-3 1-3 2B			4 0	0 0	1 0	0 0	0 0	0 0	1 0
26 Dan Uggla, R (1, 4) OBP: 0.262, SLG: 0.367	S SL 81 B SL 81 F FC 86 S SL 81 1-3 ③ K		X SL 81 0-0 ③ G6-3			B SI 89 C CH 78 B SL 80 B SI 88 C SI 90 B CH 78 4-2 2 F8 5 1B 8 1B BB	C FF 92 H FF 92 1-1 5 G4-2-3 HBP			2	1	0	0	1	1	1
5 Freddie Freeman, L (1, 3) OBP: 0.325, SLG: 0.366		C CH 79 F CU 79 B SL 80 F FC 85 S CU 72 1-3 ① K		X CH 77 0-0 1B		F SL 79 S SL 80 1 SAFE X SI 90 0-2 49 BB 8 1B 14 1B 1-2 1B	F SI 93 B SI 93 F SI 92 B CU 77 X SI 92 2-2 ①② G4-2-3 1-2 2-3 3-Hf			4	1	2	0	0	1	3
2 Alex Gonzalez, R (1, 6) OBP: 0.291, SLG: 0.417		X SI 87 0-0 ② G5-3		C CU 78 F CU 77 X FF 86 0-2 ① F7		C SI 91 X SL 83 0-1 ② F8 2-3	I IN 72 I IN 72 I IN 75 I IN 74 4-0 8 FC6-4 IBB			3	0	0	0	1	0	3
8 David Ross, R (1, 2) OBP: 0.375, SLG: 0.667		C CH 87 B SI 87 B SL 80 S CH 87 B CU 75 F CH 81 B SL 84 4-2 49 1B BB		B FF 87 1 SAFE S SL 80 S SL 80 C CH 86 1-3 ② K		X SI 90 0-0 49 BB 14 1B 1-2 3-H 1B	F SI 93 F SI 94 F CU 77 X SI 94 0-2 ③ FC6-4 1-2f			3	1	1	1	1	1	4
49 Jair Jurrjens, R (1, 1) OBP: 0.125, SLG: 0.067 39 Jonny Venters, L (8, 1) 4 Joe Mather, R (8, PH) OBP: 0.294, SLG: 0.438 22 Jason Heyward, L (9, 9) OBP: 0.322, SLG: 0.433		X FF 86 0-0 14 FC5-4 1-2 1B		C FF 86 S CU 78 B CU 79 F FF 88 F CU 72 B SL 84 F CU 77 X FF 86 2-2 ③ F9		F SI 91 B SI 91 C SI 90 F SI 91 B SI 91 B FC 89 B SI 91 4-2 14 1B 1-2 2-3 BB		C FF 91 S FF 92 S FF 92 0-3 ① K		2 0 1 0	0 0 0 0	1 0 0 0	0 0 0 0	1 0 1 0	0 0 0 0	1 0 0 0
Inning Stats	R: 2 E: 0 K: 2 S: 12 H: 2 LOB: 0 BB: 0 P: 21	R: 0 E: 0 K: 1 S: 11 H: 1 LOB: 2 BB: 1 P: 19	R: 0 E: 0 K: 0 S: 4 H: 1 LOB: 1 BB: 0 P: 7	R: 0 E: 0 K: 1 S: 13 H: 1 LOB: 1 BB: 0 P: 16	R: 0 E: 0 K: 1 S: 8 H: 0 LOB: 0 BB: 0 P: 11	R: 3 E: 0 K: 1 S: 20 H: 3 LOB: 2 BB: 2 P: 33	R: 0 E: 0 K: 0 S: 12 H: 1 LOB: 3 BB: 2 P: 23	R: 0 E: 0 K: 1 S: 6 H: 0 LOB: 1 BB: 1 P: 11		1B: 5 2B: 2 3B: 0 HR: 2 SF: 0 SAC: 0 DP: 1 HBP: 1						

PITCHER		IP	WLS	BF	H	R	ER	SO	BB	IBB	HBP	BLK	WP	HR	S	P	ERA	WHIP
56 Joe Blanton, R ERA: 5.5	(1, 1)	5.0	L	21	5	2	2	5	1	0	0	0	0	2	48	74	3.60	1.200
16 J.C. Romero, L ERA: 3.86	(6, 1)	0.1		3	1	2	2	0	1	0	0	0	0	0	10	17	54.00	6.000
38 Kyle Kendrick, R ERA: 1.83	(6, 1)	0.2		5	2	1	1	1	1	0	0	0	0	0	10	16	13.50	4.500
55 Danys Baez, R ERA: 3.94	(7, 1)	1.0		6	1	0	0	0	1	1	1	0	0	0	12	23	0.00	2.000
37 Antonio Bastardo, L ERA: 1.26	(8, 1)	1.0		4	0	0	0	1	1	0	0	0	0	0	6	11	0.00	1.000

PITCHER	IP	WLS	BF	H	R	ER	SO	BB	IBB	HBP	BLK	WP	HR	S	P	ERA	WHIP

BOTTOM

Philadelphia Phillies @ Atlanta Braves

Turner Field, Atlanta, GA

Sat May 14 2011, 1:13 PM - 3:51 PM EDT

Att. 35,238 - Partly Cloudy - 74 F

livebaseballscorecards.com

AB	32
R	5
H	9
RBI	5
BB	6
SO	7
LOB	19

Philadelphia Phillies @ Atlanta Braves

Turner Field, Atlanta, GA

Sun May 15 2011, 1:48 PM - 4:26 PM EDT

Att. 42,117 - Cloudy - 64 F

livebaseballscorecards.com

Batter	1	2	3	4	5	6	7	8	9	AB	R	H	RBI	BB	SO	LOB
11 Jimmy Rollins, S (1, 6) OBP: 0.352, SLG: 0.365	X SI 91 0-0 ① F7		B SI 90 X FS 84 1-0 ② F9		C SI 91 S SI 91 S FF 91 0-3 ② K		C FS 81 B FS 85 F FS 84 X CU 76 1-2 ① G4-3		C KC 86 B FF 97 C FF 97 B KC 88 F KC 86 X FF 97 2-2 ③ F7 1-2	5	0	0	0	0	1	2
7 Michael Martinez, S (1, 8) OBP: 0.259, SLG: 0.200	B SI 90 F SI 91 X SI 91 1-1 ② G4-3		D SI 91 X SI 91 1-0 ② 27 FC6-4 1-3 1B		B SI 91 C FS 81 F FS 82 B CU 73 X CU 77 2-2 ③ G3-1		B SI 91 L SI 91 X CU 78 1-1 ② F7			4	0	1	0	0	0	0
27 Placido Polanco, R (1, 5) OBP: 0.386, SLG: 0.438	C SI 90 B SI 91 F FC 86 X SI 92 1-2 ③ F8		B FC 86 X FS 81 1-0 ③ FC6-4 1-2f			C SI 90 B SI 90 F SI 92 B CU 77 B FC 86 B FS 82 4-2 15 HR BB	B SI 91 X SI 90 1-0 ③ G4-3			3	1	0	0	1	0	2
6 Ryan Howard, L (1, 3) OBP: 0.329, SLG: 0.513		B FF 90 X SI 90 1-0 ① G4-3		C CU 76 X SI 91 0-1 ① G4-3		B FC 84 B SI 92 B SI 91 X SI 90 3-0 ① F8		B SI 95 F SI 93 F SI 94 C SL 85 1-3 ① K		4	0	0	0	0	1	1
29 Raul Ibanez, L (1, 7) OBP: 0.288, SLG: 0.348		C SI 91 X FS 82 0-1 ② G4-3		B SI 90 F SI 91 F FC 85 B FS 86 F SI 92 F SI 92 S CU 77 2-3 ② K		S FS 82 X FS 82 0-1 ② P6		C SI 94 B SI 94 S SI 95 B FF 94 B SI 95 F SI 94 X SI 95 3-2 ② G3		4	0	0	0	0	1	1
15 John Mayberry Jr., R (1, 9) OBP: 0.415, SLG: 0.500		C SI 91 F SI 91 B SI 90 B FC 85 B FC 86 B SI 92 4-2 BB		B SI 90 F SI 91 B SI 91 B SI 92 F SI 92 B FS 84 4-2 5 S BB		B SI 91 1 SAFE B SI 91 X SI 91 2-0 1-H HR		C SI 95 B SI 95 X SI 95 1-1 ③ G5-3		2	1	1	2	2	0	0
5 Pete Orr, L (1, 4) OBP: 0.333, SLG: 0.315 10 Ben Francisco, R (9, PH) OBP: 0.336, SLG: 0.357		B SI 91 1 SAFE S SI 91 1 SAFE F SI 90 X SI 91 1-2 ③ G6-3		B SI 91 B SI 92 2 SAFE B SI 92 C SI 88 F SI 91 B SI 92 4-2 51 FC6-4 1-2 BB		B SI 91 F SI 91 B SI 91 X SI 91 2-1 51 S 1B			F FF 96 C FF 97 B KC 88 B FF 98 B FF 98 B FF 96 4-2 11 WP BB	2 0	0 0	1 0	0 0	1 1	0 0	1 0
51 Carlos Ruiz, R (1, 2) OBP: 0.325, SLG: 0.353			C FS 78 X SI 90 0-1 7 1B 1B	B SI 91 C FC 86 B SI 92 X FS 83 2-1 ③ FC6-4 1-2f		C FC 84 I I IN 48 I IN 50 I IN 49 4-1 1-2 IBB			C FF 96 B KC 84 S KC 86 B FF 99 X KC 86 2-2 ① F9	3	0	1	0	1	0	3
34 Roy Halladay, R (1, 1) OBP: 0.045, SLG: 0.045 7 Ross Gload, L (9, PH) OBP: 0.296, SLG: 0.296			L SI 88 B SI 91 L SI 90 M FC 85 1-3 ① K		S SI 90 X SI 90 0-1 ① G6-3	B FC 83 F SI 91 B SI 91 S SI 90 X FC 84 2-2 ③ L4			F FF 97 1 SAFE C FF 95 S KC 87 0-3 ② K	3 1	0 0	0 0	0 0	0 0	1 1	3 1
Inning Stats	R: 0 E: 0 K: 0 S: 6 H: 0 LOB: 0 BB: 0 P: 8	R: 0 E: 0 K: 0 S: 8 H: 0 LOB: 1 BB: 1 P: 14	R: 0 E: 0 K: 1 S: 8 H: 2 LOB: 2 BB: 0 P: 12	R: 0 E: 0 K: 1 S: 13 H: 0 LOB: 2 BB: 2 P: 25	R: 0 E: 0 K: 1 S: 8 H: 0 LOB: 0 BB: 0 P: 10	R: 2 E: 0 K: 0 S: 12 H: 2 LOB: 2 BB: 2 P: 29	R: 0 E: 0 K: 0 S: 6 H: 0 LOB: 0 BB: 0 P: 9	R: 0 E: 0 K: 1 S: 9 H: 0 LOB: 0 BB: 0 P: 14	R: 0 E: 0 K: 1 S: 12 H: 0 LOB: 1 BB: 1 P: 20	1B: 3 2B: 0 3B: 0 HR: 1 SF: 0 SAC: 0 DP: 0 HBP: 0						

TOP

AB	31
R	2
H	4
RBI	2
BB	6
SO	5
LOB	14

WP: 1 PA: 37
PB: 0
SB: 2
CS: 0

PITCHER		IP	WLS	BF	H	R	ER	SO	BB	IBB	HBP	BLK	WP	HR	S	P	ERA	WHIP
15 Tim Hudson, R ERA: 3.03	(1, 1)	7.0		30	4	2	2	3	4	1	0	0	0	1	61	107	2.57	1.143
39 Jonny Venters, L ERA: 0.77	(8, 1)	1.0	W	3	0	0	0	1	0	0	0	0	0	0	9	14	0.00	0.000
46 Craig Kimbrel, R ERA: 2.29	(9, 1)	1.0	S	4	0	0	0	1	1	0	0	0	1	0	12	20	0.00	1.000

PITCHER	IP	WLS	BF	H	R	ER	SO	BB	IBB	HBP	BLK	WP	HR	S	P	ERA	WHIP

BOTTOM

Philadelphia Phillies @ Atlanta Braves

Turner Field, Atlanta, GA

Sun May 15 2011, 1:48 PM - 4:26 PM EDT

Att. 42,117 - Cloudy - 64 F

livebaseballscorecards.com

Batter	1	2	3	4	5	6	7	8	9	AB	R	H	RBI	BB	SO	LOB
14 Martín Prado, R (1, 7) (9, 5) OBP: 0.340, SLG: 0.458	B FC 90 C SI 92 X CH 83 1-1 1B		B FC 92 B SI 93 S CH 84 B FC 92 X CH 84 3-1 ② FC6-4 13 1B 1-2f		C CU 76 B FC 92 F FC 92 S CU 78 1-3 ① K2-3		B FC 91 F FC 90 B FC 92 B FC 92 B FC 92 4-1 13 G3 BB			3	0	1	0	1	1	1
13 Nate McLouth, L (1, 8) OBP: 0.346, SLG: 0.378	L SI 91 X FC 91 0-1 ① B3		X FC 91 0-0 1-2 1B		C FC 91 B SI 94 C FC 92 B CH 85 C CU 77 2-3 ② K		F CH 83 B FC 92 X CH 83 1-1 ② G3 1-2			4	0	1	0	0	1	2
16 Brian McCann, L (1, 2) OBP: 0.360, SLG: 0.373	B SI 93 F CH 84 X CU 80 1-1 ② P5		B CH 83 C FC 92 B CH 84 X FC 92 2-1 ③ F8		B FC 93 F CU 78 B FC 92 C FC 92 B SI 94 F FC 93 X FC 93 3-2 ③ G6-3		X FC 91 0-0 ③ G3			4	0	0	0	0	0	4
26 Dan Uggla, R (1, 4) OBP: 0.273, SLG: 0.391	C FC 92 F FC 92 B SI 93 F FC 92 S CH 84 1-3 ③ K			B FC 92 S CU 78 B SI 92 X CH 85 2-1 20 1B 5 1B 1B		B CU 76 B CU 77 C FC 92 B SI 93 B CH 83 4-1 20 1B 5 SF7 BB		B SI 93 B SI 92 F FC 92 F SI 93 B FC 91 X FC 93 3-2 HR		3	3	2	1	1	1	1
20 Eric Hinske, L (1, 9) (9, 7) OBP: 0.345, SLG: 0.600		B B CU 78 X FC 92 2-0 ① F8		X FC 91 0-0 5 1B 1-3 1B		B FC 92 C FC 92 X FC 91 1-1 1-3 1B		S CU 78 C CH 85 S CU 79 0-3 ① K		4	0	2	0	0	1	0
2 Alex Gonzalez, R (1, 6) OBP: 0.284, SLG: 0.406		F SI 93 B FC 93 F SI 94 X FC 92 1-2 ② P6		F FC 93 F FC 92 S CU 80 0-3 ① K		S CU 78 T SI 93 S CU 79 0-3 ① K		S FC 93 X CH 85 0-1 ② P3		4	0	0	0	0	2	4
5 Freddie Freeman, L (1, 3) OBP: 0.323, SLG: 0.366		B CH 83 B FC 92 C CH 84 C CU 80 S FC 92 2-3 ③ K		B FC 92 C FC 92 B FC 92 F SI 94 X CH 84 2-2 1-2 3-H 1B		X CU 78 0-0 ② SF7 3-H		C CH 85 B FC 93 F FC 92 F CH 96 F FC 93 X CH 85 1-2 ③ F8		3	0	1	2	0	1	0
7 Brooks Conrad, S (1, 5) OBP: 0.292, SLG: 0.105 22 Jason Heyward, L (9, 9) OBP: 0.322, SLG: 0.433			B SI 92 X FC 91 1-0 ① P5	B CH 84 B FC 93 B CH 83 C CH 84 X FC 94 3-1 ② P6		X SI 94 0-0 ③ F9				3 0	0 0	0 0	0 0	0 0	0 0	3 0
15 Tim Hudson, R (1, 1) OBP: 0.150, SLG: 0.056 24 Diory Hernandez, R (7, PH) OBP: 0.167, SLG: 0.167 39 Jonny Venters, L (8, 1) 46 Craig Kimbrel, R (9, 1)			B FC 92 F FC 91 B CU 78 X SI 93 2-1 14 FC6-4 1B	S CH 84 B FC 93 X SI 92 1-1 ③ P4			B CU 76 X FC 90 1-0 ① G1-3			2 1 0 0	0 0 0 0	1 0 0 0	0 0 0 0	0 0 0 0	0 0 0 0	2 0 0 0
Inning Stats	R: 0 E: 0 K: 1 S: 10 H: 1 LOB: 1 BB: 0 P: 13	R: 0 E: 0 K: 1 S: 7 H: 0 LOB: 0 BB: 0 P: 12	R: 0 E: 0 K: 0 S: 8 H: 2 LOB: 2 BB: 0 P: 16	R: 1 E: 0 K: 1 S: 13 H: 3 LOB: 2 BB: 0 P: 21	R: 0 E: 0 K: 2 S: 10 H: 0 LOB: 0 BB: 0 P: 16	R: 1 E: 0 K: 1 S: 8 H: 1 LOB: 1 BB: 1 P: 13	R: 0 E: 0 K: 0 S: 5 H: 0 LOB: 1 BB: 1 P: 11	R: 1 E: 0 K: 1 S: 13 H: 1 LOB: 0 BB: 0 P: 17		1B: 7 2B: 0 3B: 0 HR: 1	SF: 1 SAC: 0 DP: 0 HBP: 0		WP: 0 PB: 0 SB: 0 CS: 0	PA: 34	

	AB	R	H	RBI	BB	SO	LOB
AB	**31**						
R	**3**						
H	**8**						
RBI	**3**						
BB	**2**						
SO	**7**						
LOB	**17**						

PITCHER	IP	WLS	BF	H	R	ER	SO	BB	IBB	HBP	BLK	WP	HR	S	P	ERA	WHIP
34 Roy Halladay, R (1, 1) ERA: 2.21	8.0	L	34	8	3	3	7	2	0	0	0	0	1	74	119	3.38	1.250

PITCHER	IP	WLS	BF	H	R	ER	SO	BB	IBB	HBP	BLK	WP	HR	S	P	ERA	WHIP

Batter	1	2	3	4	5	6	7	8	9	AB	R	H	RBI	BB	SO	LOB
21 Michael Bourn, L (1, 8) OBP: 0.337, SLG: 0.353	C FF 88 B FF 91 S CH 80 B CU 75 S CU 73 2-3 ① K		B FF 89 X CH 78 1-0 ③ B5-3			B FF 88 C CH 76 F CU 70 X CU 72 1-2 ① G1-3		B FF 92 S SI 91 T SI 92 C SI 92 1-3 ② K		4	0	0	0	0	2	0
12 Clint Barmes, R (1, 6) OBP: 0.310, SLG: 0.306	B FF 91 B FF 91 C FF 90 F FF 92 B FF 93 F FF 93 B FF 91 4-2 45 WP 9 G5-3 BB			B FF 87 C FF 88 B FF 88 C SL 81 F SL 79 F SL 81 C CU 74 2-3 ① K		X SL 79 0-0 ② F8		B FF 93 B SI 92 B SI 91 C FF 91 X FF 92 3-1 ③ G5-3		3	0	0	0	1	1	0
9 Hunter Pence, R (1, 9) OBP: 0.331, SLG: 0.455	B SL 80 X SL 81 1-0 ② G5-3 1-2			B SL 80 B CH 80 S CH 80 F SL 80 X FF 92 2-2 ② G4-3		C SL 80 C CU 73 C FF 91 0-3 ③ K			S FF 96 S FF 97 B FF 98 B KC 87 B FF 97 S FF 96 3-3 ① K	4	0	0	0	0	2	1
45 Carlos Lee, R (1, 7) OBP: 0.282, SLG: 0.399 46 J.R. Towles, R (9, PR) OBP: 0.355, SLG: 0.415	B SL 81 B SL 81 C FF 90 C FF 93 B FF 93 F SL 81 X FF 91 3-2 ③ G5-3 2-3			B SL 81 X FF 92 1-0 1B			C FF 87 B SL 80 B FF 90 F FF 91 X CU 73 2-2 E5 16 2B		B FF 97 F FF 96 C KC 87 F FF 96 B KC 88 X FF 96 2-2 1B	4 0	1 0	2 0	0 0	0 0	0 0	1 0
29 Brett Wallace, L (1, 3) OBP: 0.399, SLG: 0.454		X FF 87 0-0 ① F8		T FF 90 C FF 89 1 SAFE B FF 89 S CU 73 1-3 ③ K			S CU 73 C CU 72 F CU 74 B CH 77 F FF 91 S CU 72 1-3 ① K		S KC 86 B KC 86 D KC 88 B FF 96 C FF 95 S KC 87 3-3 ② K	4	0	0	0	0	3	3
22 Bill Hall, R (1, 4) OBP: 0.285, SLG: 0.349 59 Wilton Lopez, R (7, 1) 19 Brian Bogusevic, L (9, PH) OBP: 0.471, SLG: 0.308		B FF 87 L FF 89 S SL 80 F SL 79 F CH 80 T FF 91 1-2 ② K			C SL 80 C SL 82 C FF 90 0-3 ① K		C FF 91 S SL 79 S SL 79 0-3 ② K		C FF 96 S FF 96 C FF 98 0-3 ③ K	3 0 1	0 0 0	0 0 0	0 0 0	0 0 0	3 0 1	1 0 1
16 Matt Downs, R (1, 5) OBP: 0.380, SLG: 0.636		X FF 90 0-0 ③ F7			B FF 89 B CH 82 X FF 90 2-0 HR		B CU 72 X SL 80 1-0 2-H 2B			3	1	2	2	0	0	0
55 Humberto Quintero, R (1, 2) OBP: 0.268, SLG: 0.308			C FF 87 B FF 89 F FF 89 X SL 81 1-2 ① G4-3		C SL 80 T FF 90 B FF 91 F FF 91 S CU 74 1-3 ② K		F SL 78 X CU 73 0-1 ③ G5-3			3	0	0	0	0	1	1
39 Brett Myers, R (1, 1) OBP: 0.211, SLG: 0.211 58 Fernando Abad, L (7, 1) 36 Angel Sanchez, R (7, 4) OBP: 0.326, SLG: 0.342			C SL 79 C FF 90 S FF 89 0-3 ② K		X FF 91 0-0 ③ F9			C SI 91 B SL 85 C SI 91 B SL 84 S FF 92 2-3 ① K		2 0 1	0 0 0	0 0 0	0 0 0	1 0 1	0 0 0	0 0 0
Inning Stats	R: 0 E: 0 K: 1 S: 11 H: 0 LOB: 1 BB: 1 P: 21	R: 0 E: 0 K: 1 S: 7 H: 0 LOB: 0 BB: 0 P: 8	R: 0 E: 0 K: 1 S: 7 H: 0 LOB: 0 BB: 0 P: 9	R: 0 E: 0 K: 2 S: 12 H: 1 LOB: 1 BB: 0 P: 18	R: 1 E: 0 K: 2 S: 9 H: 1 LOB: 0 BB: 0 P: 12	R: 0 E: 0 K: 1 S: 7 H: 0 LOB: 0 BB: 0 P: 8	R: 1 E: 1 K: 2 S: 14 H: 1 LOB: 1 BB: 0 P: 18	R: 0 E: 0 K: 2 S: 8 H: 0 LOB: 0 BB: 0 P: 14	R: 0 E: 0 K: 3 S: 13 H: 1 LOB: 1 BB: 0 P: 21	1B: 2 2B: 1 3B: 0 HR: 1 SF: 0 SAC: 0 DP: 0 HBP: 0						WP: 1 PB: 0 SB: 0 CS: 0 PA: 33	

PITCHER		IP	WLS	BF	H	R	ER	SO	BB	IBB	HBP	BLK	WP	HR	S	P	ERA	WHIP
48 Tommy Hanson, R ERA: 2.35	(1, 1)	7.0	W	26	3	2	1	10	1	0	0	0	1	1	67	94	1.29	0.571
34 Eric O'Flaherty, L ERA: 1.23	(8, 1)	1.0	H	3	0	0	0	2	0	0	0	0	0	0	8	14	0.00	0.000
46 Craig Kimbrel, R ERA: 2.18	(9, 1)	1.0	S	4	1	0	0	3	0	0	0	0	0	0	13	21	0.00	1.000

PITCHER	IP	WLS	BF	H	R	ER	SO	BB	IBB	HBP	BLK	WP	HR	S	P	ERA	WHIP

TOP

Houston Astros @ Atlanta Braves

Turner Field, Atlanta, GA

Mon May 16 2011, 7:12 PM - 9:55 PM EDT

Att. 17,416 - Cloudy - 59 F

livebaseballscorecards.com

AB	32
R	2
H	4
RBI	2
BB	1
SO	15
LOB	8

BOTTOM

Batter	1	2	3	4	5	6	7	8	9	AB	R	H	RBI	BB	SO	LOB
14 Martín Prado, R (1, 5) OBP: 0.337, SLG: 0.451	B SI 87 C SI 86 X SI 88 1-1 16 F9 13 1B 1B	C SL 84 B SL 83 X SL 83 1-1 ② FC3-6 13 BB 1-2f 2-3		B SI 87 D SI 88 C SL 80 X SL 81 2-1 ②③ G1-6-3 1-2f		F SL 82 B CH 83 S SL 83 X SL 84 1-2 ②③ G4-3 1-2f		1 SAFE C SL 81 B FF 90 1 SAFE F SL 83 B SI 90 X FS 83 2-2 ②③ G5-4-3 1-2f		5	0	1	0	0	0	6
13 Nate McLouth, L (1, 8) OBP: 0.355, SLG: 0.379	X FF 87 0-0 26 BB 1-2 1B	D CU 76 D CU 76 C SL 81 B FC 83 C FF 88 B CH 84 4-2 1-2 BB			X CH 85 0-0 ① L3		B CH 71 B FF 91 B FF 89 B FF 86 4-0 26 BB 20 1B BB			2	1	1	0	2	0	0
16 Brian McCann, L (1, 2) OBP: 0.351, SLG: 0.362	C FF 89 D CU 75 F SL 81 X SI 90 1-2 ① F9 2-3	C SL 83 B CH 84 B CU 76 F CU 75 B CH 84 X SL 82 3-2 ③ G3-1			C FF 86 T CU 74 B CU 76 B CH 84 B CH 84 X SI 88 3-2 ② G6-3		C FF 91 B KC 78 C KC 79 D KC 78 F CH 71 1 SAFE B FF 90 1 SAFE C KC 77 3-3 ① K			4	0	0	0	0	1	6
26 Dan Uggla, R (1, 4) OBP: 0.278, SLG: 0.387	B SI 89 B FF 89 B SI 88 B SI 88 4-0 1-2 BB		F FF 86 X CH 80 0-1 ① F8		B FF 88 F SI 87 B SL 83 C SL 82 X FF 89 2-2 ③ F7		1 SAFE B SI 88 B CH 73 1 SAFE C CH 72 B FF 90 S CH 74 F CH 74 B CH 71 4-2 20 1B 1-2 BB			2	0	0	0	2	0	0
20 Eric Hinske, L (1, 7) OBP: 0.371, SLG: 0.610 34 Eric O'Flaherty, L (8, 1) 46 Craig Kimbrel, R (9, 1)	B CU 75 B CU 74 C CU 75 F CU 76 S CU 78 2-3 ② K		X CH 81 0-0 1B			C SL 81 F CU 72 X FF 88 0-2 2 1B 4 1B 1B	F KC 78 B FF 90 B FF 89 X KC 77 2-1 1-3 2-H 1B			4 0 0	1 0 0	3 0 0	1 0 0	0 0 0	1 0 0	3 0 0
2 Alex Gonzalez, R (1, 6) OBP: 0.283, SLG: 0.403	S SL 82 F SL 83 F FF 90 B CU 77 S FF 89 1-3 ③ K		1 SAFE C SI 87 F SI 88 S SL 82 1 SAFE 0-3 ② K			X FF 88 0-0 5 G3 4 1B 1-3 1B	C FS 82 S SI 90 F FF 91 T FS 83 0-2 ② K			4	1	1	0	0	3	6
5 Freddie Freeman, L (1, 3) OBP: 0.321, SLG: 0.358		B FF 88 C FF 88 C SL 83 B FF 88 F FF 88 F CU 75 B CU 76 F SL 82 B FF 89 4-2 14 FC3-6 4 1B BB	F CU 73 S CU 75 F SL 83 D CU 76 B FC 88 S CU 76 2-3 ③ K			X CU 75 0-0 ① G3 1-2	X FS 83 0-0 ③ G4-3			3	0	0	0	1	1	5
4 Joe Mather, R (1, 9) OBP: 0.333, SLG: 0.450 (8, 7)		B FF 89 F FF 88 1 SAFE F SL 82 X SI 87 1-2 14 FC3-6 1-2 1B		F FF 87 S SL 81 S CU 74 0-3 ① K		D CU 74 F SL 83 B CU 75 X CU 75 2-1 48 SH 2-H 3-H 1B		F SI 90 B SL 84 X FF 92 1-1 ① F8		4	0	2	2	0	1	0
48 Tommy Hanson, R (1, 1) OBP: 0.125, SLG: 0.125 22 Jason Heyward, L (8, 9) OBP: 0.320, SLG: 0.430		B CH 85 B FF 87 2 SAFE B FF 86 C FF 85 L FF 85 L FF 86 3-3 ① K		B FF 87 C FC 86 B CU 72 F CH 85 B SL 81 X FC 84 3-2 14 G1-6-3 1B		L FF 87 L SL 81 B SL 82 X CU 71 1-2 SH 14 G4-3 1-2		B SI 91 X SI 92 1-0 E6 14 G5-4-3		2 1	0 0	1 0	0 0	0 0	1 0	2 0
Inning Stats	R: 0 E: 0 K: 2 S: 13 H: 2 LOB: 3 BB: 1 P: 22	R: 0 E: 0 K: 1 S: 18 H: 1 LOB: 3 BB: 2 P: 34	R: 0 E: 0 K: 2 S: 10 H: 1 LOB: 1 BB: 0 P: 12	R: 0 E: 0 K: 1 S: 8 H: 1 LOB: 0 BB: 0 P: 13	R: 0 E: 0 K: 0 S: 7 H: 0 LOB: 0 BB: 0 P: 12	R: 2 E: 1 K: 0 S: 13 H: 3 LOB: 1 BB: 0 P: 17	R: 1 E: 0 K: 2 S: 14 H: 1 LOB: 2 BB: 2 P: 27	R: 0 E: 1 K: 0 S: 6 H: 0 LOB: 0 BB: 0 P: 10		1B: 9 2B: 0 3B: 0 HR: 0	SF: 0 SAC: 1 DP: 3 HBP: 0		WP: 0 PB: 0 SB: 0 CS: 0	PA: 37		

PITCHER		IP	WLS	BF	H	R	ER	SO	BB	IBB	HBP	BLK	WP	HR	S	P	ERA	WHIP
39 Brett Myers, R ERA: 4.79	(1, 1)	6.0		28	8	2	2	6	3	0	0	0	0	0	69	110	3.00	1.833
58 Fernando Abad, L ERA: 7.43	(7, 1)	0.1	L	4	1	1	1	1	2	0	0	0	0	0	9	22	27.00	9.000
59 Wilton Lopez, R ERA: 3.46	(7, 1)	1.2		5	0	0	0	1	0	0	0	0	0	0	11	15	0.00	0.000

PITCHER	IP	WLS	BF	H	R	ER	SO	BB	IBB	HBP	BLK	WP	HR	S	P	ERA	WHIP

Houston Astros @ Atlanta Braves

Turner Field, Atlanta, GA

Mon May 16 2011, 7:12 PM - 9:55 PM EDT

Att. 17,416 - Cloudy - 59 F

livebaseballscorecards.com

AB	31
R	3
H	9
RBI	3
BB	5
SO	8
LOB	28

Batter	1	2	3	4	5	6	7	8	9	10	11	AB	R	H	RBI	BB	SO	LOB
21 Michael Bourn, L (1, 8) OBP: 0.333, SLG: 0.348	F SI 88 X SI 88 0-1 G6-3 ①		C SI 89 F SL 80 B CH 84 B SL 81 X SL 81 2-2 G3 ②			B SL 81 C SL 79 C SI 87 B CH 83 B SL 80 X SL 80 3-2 F8 ①		L FF 86 X FF 88 0-1 36 SH1-4 1-2 1B		C SI 91 S SI 90 F SI 91 S SL 83 0-3 K ②		5	0	1	0	0	1	0
36 Angel Sanchez, R (1, 4) OBP: 0.324, SLG: 0.333	B SI 87 C SI 88 B SL 81 C SL 79 X SL 80 2-2 L4 ②		C SI 87 C SI 88 B SL 82 B FC 85 F FC 84 F SI 89 X SL 81 2-2 G1-4-3 ③			C SI 89 X SI 88 0-1 G4-3 ②		B SL 82 2 SAFE L FF 92 C FF 93 X FF 93 1-2 SH1-4 ① 1-2 2-3		B FF 91 B SI 91 F FF 91 B FF 91 B FF 92 4-1 BB		3	0	0	0	1	0	0
9 Hunter Pence, R (1, 9) OBP: 0.339, SLG: 0.456	C SI 88 X FC 84 0-1 1B			S SL 79 F SL 80 B FC 84 F SL 80 F SI 88 B SL 81 F SI 88 B SI 89 F SI 89 3-2 X SL 80 29 G6-4-3 1B		B SL 81 C SL 79 C SI 88 S SL 80 1-3 K ③		B FF 93 B FF 93 I IN 87 I IN 89 4-0 IBB		S SL 82 B FF 92 F SL 84 S SL 83 1-3 K ③		4	0	2	0	1	2	1
45 Carlos Lee, R (1, 7) OBP: 0.275, SLG: 0.388 19 Brian Bogusevic, L (8, 7) OBP: 0.500, SLG: 0.357	1 SAFE B SI 88 B SI 88 C SI 88 C SI 88 B FC 86 X SL 81 3-2 L5 ③			C SL 80 1 SAFE B SI 88 X SI 88 1-1 F7 ①			X SI 86 0-0 G6-3 ①	F FF 94 B FF 94 D SL 84 B FF 93 X FF 93 3-1 F6 ②			X SI 88 0-0 12 BB 29 S 1B	4 1	0 0	0 1	0 0	0 0	0 0	5 0
29 Brett Wallace, L (1, 3) OBP: 0.399, SLG: 0.470		B SI 87 B CH 82 X SI 87 2-0 L5 ①		1 SAFE 1 SAFE B SI 88 F SI 88 F SI 89 X SL 81 1-2 G6-4-3 ②③ 1-2f			B SI 86 F SI 88 B CH 83 B CH 83 X SI 88 3-1 HR	D CU 78 F FF 93 B FF 93 B FF 93 F FF 92 F FF 94 S SL 83 3-3 K ③			B SI 88 1 SAFE B CH 81 C SI 88 B CH 81 I IN 65 4-1 12 BB 1-2 IBB	4	1	1	1	1	1	4
16 Matt Downs, R (1, 5) OBP: 0.345, SLG: 0.571		C SI 88 C CH 83 S SL 80 0-3 K ②			B SI 87 C SL 79 F SL 81 B SI 88 B SL 81 C SI 88 3-3 K ①		B SL 80 C SL 79 C SL 79 X SI 87 2-1 G5-3 ②		C SI 93 S SI 93 B SI 94 X SL 84 1-2 G1 ①		L SI 88 L SI 88 B SL 78 B SL 78 B S SI 90 3-3 K ①	5	0	0	0	0	3	2
12 Clint Barmes, R (1, 6) OBP: 0.333, SLG: 0.340		B SI 88 C SI 88 X SI 87 1-1 2B			C SI 88 C SI 88 B SL 81 T FC 85 1-2 K ②		B SL 79 C SI 88 B SI 88 B SL 80 X SI 87 3-1 1B		B SI 95 X SI 94 1-0 G6-3 ②		B SI 90 C SL 77 B SI 90 B SI 89 B SI 89 4-1 46 G6-4-3 1-2 2-3 BB	4	0	2	0	1	1	0
46 J.R. Towles, R (1, 2) OBP: 0.328, SLG: 0.379		B SL 80 F SI 88 C SI 88 X SL 80 1-2 G4-3 ③			F SL 80 B SI 89 X SI 89 1-1 E6		B SI 87 B SI 86 X SI 87 2-0 G5-3 ③		B SI 94 F SI 94 B SI 94 F SI 94 B SI 95 S SL 86 3-3 K ③		X SI 89 0-0 G6-4-3 ②③ 1-2f	5	0	0	0	0	1	5
51 Wandy Rodriguez, S (1, 1) OBP: 0.200, SLG: 0.200 54 Mark Melancon, R (9, 1) 4 Jason Michaels, R (10, PH) OBP: 0.222, SLG: 0.240 47 Jeff Fulchino, R (10, 1)			C SI 87 S CH 82 B CH 82 X SI 87 1-2 G4-3 ①		F SI 87 X SI 88 0-1 G3 ③			C FF 86 S SL 73 X FF 89 0-2 36 SH1-4 21 1B 1B		X FF 90 0-0 G5-3 ①		3 0 1 0	0 0 0 0	1 0 0 0	0 0 0 0	0 0 0 0	0 0 0 0	1 0 0 0
Inning Stats	R: 0 H: 1 E: 0 LOB: 1 K: 0 BB: 0 S: 10 P: 15	R: 0 H: 1 E: 0 LOB: 1 K: 1 BB: 0 S: 9 P: 13	R: 0 H: 0 E: 0 LOB: 0 K: 0 BB: 0 S: 11 P: 16	R: 0 H: 1 E: 0 LOB: 0 K: 0 BB: 0 S: 12 P: 17	R: 0 H: 0 E: 1 LOB: 1 K: 2 BB: 0 S: 10 P: 15	R: 0 H: 0 E: 0 LOB: 0 K: 1 BB: 0 S: 8 P: 12	R: 1 H: 2 E: 0 LOB: 1 K: 0 BB: 0 S: 8 P: 18	R: 0 H: 2 E: 0 LOB: 3 K: 0 BB: 1 S: 14 P: 25	R: 0 H: 0 E: 0 LOB: 0 K: 1 BB: 0 S: 7 P: 12	R: 0 H: 0 E: 0 LOB: 1 K: 2 BB: 1 S: 9 P: 14	R: 0 H: 1 E: 0 LOB: 2 K: 1 BB: 2 S: 7 P: 18	1B: 6 2B: 1 3B: 0 HR: 1	SF: 0 SAC: 1 DP: 2 HBP: 0						

PITCHER	IP	WLS	BF	H	R	ER	SO	BB	IBB	HBP	BLK	WP	HR	S	P	ERA	WHIP
32 Derek Lowe, R (1, 1) ERA: 3.43	7.0		26	5	1	1	4	0	0	0	0	0	1	68	106	1.29	0.714
52 George Sherrill, L (8, 1) ERA: 2.25	0.0		2	2	0	0	0	0	0	0	0	0	0	5	5	∞	∞
43 Scott Proctor, R (8, 1) ERA:	1.0		4	0	0	0	1	0	1	0	0	0	0	9	20	0.00	0.000
39 Jonny Venters, L (9, 1) ERA: 0.74	1.0		3	0	0	0	1	0	0	0	0	0	0	7	12	0.00	0.000
34 Eric O'Flaherty, L (10, 1) ERA: 1.17	1.0		4	0	0	0	2	1	0	0	0	0	0	9	14	0.00	1.000

PITCHER	IP	WLS	BF	H	R	ER	SO	BB	IBB	HBP	BLK	WP	HR	S	P	ERA	WHIP
53 Cory Gearrin, R (11, 1) ERA: 3.18	1.0	W	5	1	0	0	1	1	1	0	0	0	0	7	18	0.00	2.000

TOP

Houston Astros @ Atlanta Braves

Turner Field, Atlanta, GA

Tue May 17 2011, 1:05 PM - 4:14 PM EDT

Att. 21,085 - Partly Cloudy - 60 F

livebaseballscorecards.com

AB	39
R	1
H	8
RBI	1
BB	4
SO	9
LOB	18

WP: 0	PB: 0	SB: 1	CS: 0
PA: 44			

Batter	1	2	3	4	5	6	7	8	9	10	11	AB	R	H	RBI	BB	SO	LOB
14 Martín Prado, R (1, 7) OBP: 0.338, SLG: 0.450	C FF 90 C CU 75 X FF 90 0-2 F8 ①		C CU 76 X FF 89 0-1 1B			B CH 82 B CH 82 C SI 88 B SI 88 X SI 88 3-1 10 1B 1B		C CU 74 X CU 73 0-1 F8 ②		D SL 85 C FF 94 S SL 85 X SL 84 1-2 F8 ②		5	0	2	0	0	0	1
22 Jason Heyward, L (1, 9) OBP: 0.329, SLG: 0.427	X FF 90 0-0 10 S 1B		C CU 76 B FF 89 1 SAFE B FF 88 X CU 75 2-1 G3 ③			1 SAFE 1 SAFE B CU 78 F SI 90 F SI 90 1 SAFE X CU 75 1-2 F9 ②		B SI 88 B CU 76 B CU 76 B SI 88 4-0 BB		B CH 86 B FF 94 B CH 86 B FF 94 4-0 BB		3	0	1	0	2	0	2
10 Chipper Jones, S (1, 5) OBP: 0.361, SLG: 0.456	F FF 89 B CH 82 F FF 89 1 SAFE B FF 90 S CU 77 2-3 K ② 1-2			F SI 86 F FF 88 B FF 89 X SI 89 1-2 G6-3 ①		B CH 82 X SI 88 1-0 26 FC6-4 1B 1-2		B CH 83 B CU 76 S CH 82 C CU 78 1 SAFE B CU 77 C CH 84 3-3 K ③		C CH 86 C FF 94 B CH 87 C SL 84 1-3 K ③		5	0	1	0	0	3	4
26 Dan Uggla, R (1, 4) OBP: 0.270, SLG: 0.375	C CU 74 B FC 90 B SI 88 F CU 75 C SI 88 2-3 K ③			B SI 87 C SI 89 F CU 76 X SI 89 1-2 E5 20 G1-6-3		X SI 88 0-0 FC6-4 ③ 1-2f			C FF 93 B FF 93 X KC 83 1-1 G5-3 ①		C SI 93 X SL 84 0-1 F8 ①	5	0	0	0	0	1	3
20 Eric Hinske, L (1, 3) OBP: 0.373, SLG: 0.587		F SI 88 B CU 75 X CU 77 1-1 2 G6-4-3 1B		B SI 88 B CH 83 X CU 76 2-0 G1-6-3 ②③ 1-2f			B FF 88 B SI 88 C CU 76 X CU 75 2-1 G3-1 ①		C FF 94 C FS 86 B KC 84 X KC 83 1-2 F9 ②		B CH 86 B SI 93 B SI 93 B FF 94 4-0 16 HR BB	4	1	1	0	1	0	1
8 David Ross, R (1, 2) OBP: 0.371, SLG: 0.625 16 Brian McCann, L (9, PH) OBP: 0.359, SLG: 0.414 (10, 2)	F CH 86 B CH 83 B CU 76 B CU 77 C SI 87 X SI 88 3-2 F9 ①				F CU 74 B SI 88 F CU 76 B CU 76 S CU 78 2-3 K ①		C SI 87 B CH 82 B CH 81 C CU 77 B CU 76 B SI 87 4-2 BB		C FF 92 B FF 92 T KC 83 X KC 83 1-2 HR		D SI 94 X CH 84 1-0 1-H HR	2	0	0	0	1	1	1
2 Alex Gonzalez, R (1, 6) OBP: 0.276, SLG: 0.393	S CU 75 B SI 89 X SI 88 1-1 G6-4-3 ②③ 1-2f				C CH 82 F FF 90 B FF 90 S FF 90 1-3 K ②		1 SAFE F CH 82 S CU 77 B CU 77 F FF 89 X CU 79 1-2 F8 ②		C FC 93 F FF 93 S KC 84 0-3 K ③			2	2	2	3	0	0	0
13 Nate McLouth, L (1, 8) OBP: 0.353, SLG: 0.372			C FF 87 B CU 77 B FF 89 X CU 76 2-1 G4-3 ①		C FF 90 B SI 89 B CU 76 C SI 88 B SI 88 F CU 78 X SI 89 3-2 F7 ③		X CU 75 0-0 G4-3 ③			B SI 93 B FF 93 S FF 94 C SI 94 B CH 87 B SI 96 4-2 7 SH1-4 BB		4	0	0	0	0	2	2
32 Derek Lowe, R (1, 1) OBP: 0.235, SLG: 0.133 52 George Sherrill, L (8, 1) 43 Scott Proctor, R (8, 1) 4 Joe Mather, R (8, PH) OBP: 0.318, SLG: 0.429 39 Jonny Venters, L (9, 1) 34 Eric O'Flaherty, L (10, 1) 7 Brooks Conrad, S (10, PH) OBP: 0.292, SLG: 0.105 53 Cory Gearrin, R (11, 1)			B FC 86 C FF 88 S CU 75 S CU 74 1-3 K ②			C FF 88 X CU 75 0-1 G1-3 ①		B CH 85 C SI 86 B CU 74 X CU 73 2-1 P6 ①		1 SAFE L SI 92 X SI 93 0-1 SH1-4 ① 1-2		3	0	1	0	3	0	4
Inning Stats	R: 0 E: 0 K: 2 S: 10 H: 1 LOB: 1 BB: 0 P: 14	R: 0 E: 0 K: 0 S: 7 H: 1 LOB: 0 BB: 0 P: 12	R: 0 E: 0 K: 1 S: 9 H: 1 LOB: 1 BB: 0 P: 14	R: 0 E: 1 K: 0 S: 7 H: 0 LOB: 0 BB: 0 P: 11	R: 0 E: 0 K: 2 S: 10 H: 0 LOB: 0 BB: 0 P: 16	R: 0 E: 0 K: 0 S: 9 H: 2 LOB: 2 BB: 0 P: 14	R: 0 E: 0 K: 0 S: 9 H: 0 LOB: 1 BB: 1 P: 16	R: 0 E: 0 K: 0 S: 7 H: 0 LOB: 1 BB: 1 P: 16	R: 1 E: 0 K: 1 S: 11 H: 1 LOB: 0 BB: 0 P: 14	R: 0 E: 0 K: 1 S: 10 H: 0 LOB: 2 BB: 2 P: 20	R: 2 E: 0 K: 0 S: 3 H: 1 LOB: 0 BB: 1 P: 8	1B: 5 2B: 0 3B: 0 HR: 2	SF: 0 SAC: 1 DP: 2 HBP: 0		WP: 0 PB: 0 SB: 1 CS: 0		PA: 42		

PITCHER	IP	WLS	BF	H	R	ER	SO	BB	IBB	HBP	BLK	WP	HR	S	P	ERA	WHIP
51 Wandy Rodriguez, L (1, 1) ERA: 3.45	8.0		30	5	0	0	6	2	0	0	0	0	0	68	113	0.00	0.875
54 Mark Melancon, R (9, 1) ERA: 2.18	1.0	B	4	1	1	1	1	0	0	0	0	0	1	11	14	9.00	1.000
47 Jeff Fulchino, R (10, 1) ERA: 4.0	1.1	L	8	1	2	2	1	3	0	0	0	0	1	13	28	13.50	3.000

PITCHER	IP	WLS	BF	H	R	ER	SO	BB	IBB	HBP	BLK	WP	HR	S	P	ERA	WHIP

BOTTOM

Houston Astros @ Atlanta Braves

Turner Field, Atlanta, GA

Tue May 17 2011, 1:05 PM - 4:14 PM EDT

Att. 21,085 - Partly Cloudy - 60 F

livebaseballscorecards.com

AB	36
R	3
H	7
RBI	3
BB	5
SO	8
LOB	15

Batter	1	2	3	4	5	6	7	8	9	10	11	AB	R	H	RBI	BB	SO	LOB
14 Martín Prado, R (1, 7) (11, 5) OBP: 0.335, SLG: 0.446	B FF 90 B SI 89 X SI 88 2-0 10 1B 1B		B FF 90 C CH 81 C CU 77 X CU 78 1-2 ① G5-3		B FF 91 D CH 83 C CH 84 C FF 91 X FF 92 2-2 ②③ G6-4-3 1-2f		C SI 95 F SI 94 X SI 94 0-2 ② SF8 3-H			B FF 93 X SI 94 1-0 ② G1-3		4	0	1	1	0	0	2
22 Jason Heyward, L (1, 9) OBP: 0.325, SLG: 0.419	C FF 89 X FF 90 0-1 ① F7		B CU 77 B SI 92 S CH 83 S CU 78 B SI 91 F SL 82 F FF 93 F FF 91 F CU 78 3-2 ② X SL 79 G1-3			C SI 88 F SL 82 B FF 90 X SI 90 1-2 10 2B 16 SF7-5 1B	B CU 75 S SI 94 S SI 95 B SI 94 F FF 94 S CH 86 2-3 ③ K			C SI 94 B SI 94 F SL 86 S FF 93 1-3 ③ K		5	1	1	0	0	2	1
10 Chipper Jones, S (1, 5) OBP: 0.368, SLG: 0.464 4 Joe Mather, R (11, PR) OBP: 0.318, SLG: 0.429 (11, 7)	F FF 91 X FF 91 0-1 1-2 1B		F FF 92 B CH 84 F CH 84 B CU 78 X SI 91 2-2 ③ G6-3			B FF 90 F CH 82 X SI 91 1-1 16 SF7-5 1-3 2B		S CH 84 F CH 86 F FF 94 C FF 94 0-3 ① K			B SI 91 S SI 90 B SI 91 S CH 82 B CH 81 B CH 81 4-2 26 1B BB	4	0	2	0	1	1	0
16 Brian McCann, L (1, 2) OBP: 0.348, SLG: 0.403	X SL 84 0-0 ② F8			B FF 90 F CH 81 X SL 83 1-1 ① F9		C CH 82 F SI 92 B SI 91 X SL 86 1-2 ①② SF7-5 2-3 3-H		B FF 94 X CH 85 1-0 ② G4-3			C SI 91 X CH 81 0-1 ① P4	0	0	0	0	0	0	0
26 Dan Uggla, R (1, 4) OBP: 0.274, SLG: 0.372	X CH 82 0-0 ③ G1-3			C FF 90 B CH 83 B CH 84 F CH 83 B FF 92 X FF 91 3-2 ② L8		B CH 82 B CH 85 S CH 83 B CH 82 B SI 92 4-1 5 1B BB		B CU 80 B CU 81 X FF 94 2-0 ③ G6-3			1 SAFE X SL 85 0-0 ② 24 1B 1-3 1B	4	1	1	0	1	0	2
5 Freddie Freeman, L (1, 3) OBP: 0.319, SLG: 0.355 39 Jonny Venters, L (9, 1) 24 Diory Hernandez, R (11, PH) OBP: 0.286, SLG: 0.286 46 Craig Kimbrel, R (11, 1)		B FF 91 S SI 90 S SL 82 X SL 81 1-2 ① G3		C SL 84 C SI 91 B CU 78 F SI 91 F SL 84 B FF 90 B SI 90 S SL 82 3-3 ③ K		1 SAFE X SL 84 X SI 91 0-1 ③ 1-3 1B		C FF 93 F FF 95 F FF 93 B CU 82 T FF 95 1-2 ① K		C SL 84 B SL 86 X SL 84 1-1 2 1B 2-H 1B	4	0	1	0	0	2	0
2 Alex Gonzalez, R (1, 6) OBP: 0.291, SLG: 0.401		F CH 82 B SI 91 B SI 91 X CH 84 2-1 13 G4-3 1B			C CH 81 X SL 82 0-1 57 FC5-6 13 BB 1B		B CU 73 B SI 94 B SI 93 B SI 94 4-0 13 FC3-6 BB		B CU 79 S FF 95 X FF 94 1-1 ② P5		B SI 92 1 SAFE S CH 82 X SL 85 1-1 1-2 1B	4	0	3	0	1	0	0
13 Nate McLouth, L (1, 8) OBP: 0.349, SLG: 0.362		F SI 90 C SI 90 B FF 91 X SL 84 1-2 ② G4-3 1-2			B SI 88 B SI 89 B SI 90 B FF 88 4-0 57 FC5-6 1-2 BB		X SI 93 0-0 ① FC3-6 7 2B 1-2f		C CH 85 B FF 95 C FF 95 F CU 81 F FF 95 B FF 95 F CH 85 B FF 95 F FF 94 3-3 S CH 84 K		C CH 81 B SI 91 X SI 91 1-1 ③ L6	4	1	0	0	1	1	4
57 Julio Teheran, R (1, 1) 52 George Sherrill, L (5, 1) 19 Scott Linebrink, R (6, 1) 7 Brooks Conrad, S (7, PH) OBP: 0.320, SLG: 0.200 43 Scott Proctor, R (7, 1) 34 Eric O'Flaherty, L (8, 1) 20 Eric Hinske, L (9, 3) OBP: 0.368, SLG: 0.578		X FF 91 0-0 ③ G4-3			L FF 86 X FF 84 0-1 ① FC5-6 14 G6-4-3 1-2 2-3f		C SI 93 1 SAFE 1 SAFE B CH 83 X CH 83 1-1 14 SF8 1-H 2B			B SL 83 B SI 92 F FF 91 C SI 93 S FF 93 2-3 ① K		2	0	0	0	0	0	3
												0	0	0	0	0	0	0
												0	0	0	0	0	0	0
												1	1	1	1	0	0	0
												0	0	0	0	0	0	0
												0	0	0	0	0	0	0
												1	0	0	0	0	1	0
Inning Stats	R: 0 E: 0 K: 0 S: 7 H: 2 LOB: 2 BB: 0 P: 9	R: 0 E: 0 K: 0 S: 9 H: 1 LOB: 1 BB: 0 P: 13	R: 0 E: 0 K: 0 S: 13 H: 0 LOB: 0 BB: 0 P: 19	R: 0 E: 0 K: 1 S: 10 H: 0 LOB: 0 BB: 0 P: 17	R: 0 E: 0 K: 0 S: 7 H: 1 LOB: 1 BB: 1 P: 13	R: 1 E: 0 K: 0 S: 11 H: 3 LOB: 2 BB: 1 P: 18	R: 2 E: 0 K: 1 S: 10 H: 1 LOB: 0 BB: 1 P: 17	R: 0 E: 0 K: 1 S: 6 H: 0 LOB: 0 BB: 0 P: 9	R: 0 E: 0 K: 2 S: 13 H: 0 LOB: 0 BB: 0 P: 18	R: 0 E: 0 K: 2 S: 7 H: 0 LOB: 0 BB: 0 P: 11	R: 1 E: 0 K: 0 S: 11 H: 3 LOB: 2 BB: 1 P: 18	1B: 9 2B: 3 3B: 0 HR: 0 SF: 2 SAC: 0 DP: 2 HBP: 0						

PITCHER		IP	WLS	BF	H	R	ER	SO	BB	IBB	HBP	BLK	WP	HR	S	P	ERA	WHIP
34 Joe Saunders, L ERA: 5.02	(1, 1)	6.0		24	7	1	1	1	2	0	0	0	0	0	57	89	1.50	1.500
32 Esmerling Vasquez, R ERA: 2.87	(7, 1)	1.0	B	5	1	2	2	1	1	0	0	0	0	0	10	17	18.00	2.000
30 David Hernandez, R ERA: 1.74	(8, 1)	2.0		6	0	0	0	3	0	0	0	0	0	0	19	27	0.00	0.000
40 J.J. Putz, R ERA: 2.25	(10, 1)	1.0		3	0	0	0	2	0	0	0	0	0	0	7	11	0.00	0.000
44 Aaron Heilman, R ERA: 7.11	(11, 1)	1.0	W	6	3	1	1	0	1	0	0	0	0	0	11	18	9.00	4.000

PITCHER	IP	WLS	BF	H	R	ER	SO	BB	IBB	HBP	BLK	WP	HR	S	P	ERA	WHIP

TOP

Atlanta Braves @ Arizona Diamondbacks

Chase Field, Phoenix, AZ

Wed May 18 2011, 6:41 PM - 9:59 PM MST

Att. 19,774 - Roof Closed - 76 F

livebaseballscorecards.com

AB	38
R	4
H	11
RBI	4
BB	4
SO	7
LOB	15

WP: 0 PA: 44
PB: 0
SB: 0
CS: 0

Batter	1	2	3	4	5	6	7	8	9	10	11	AB	R	H	RBI	BB	SO	LOB
14 Ryan Roberts, R (1, 5) OBP: 0.409, SLG: 0.514	B FF 94 B FF 95 X FF 95 2-0 L9	X FF 94 0-0 P6		B CU 75 C CU 74 B CU 74 F FF 94 X FF 94 2-2 1-2 2-H 1B			C FF 93 B FF 93 B SL 83 B FF 93 B FF 93 4-1 2 SH3-4 10 WP BB		B SI 96 B SI 96 B SI 94 B SI 95 4-0 10 F7 2 HBP BB		D FF 96 C KC 86 C KC 87 X KC 89 1-2 2 1B 10 1B 1-2 1B	4	2	2	1	2	0	2
2 Kelly Johnson, L (1, 4) OBP: 0.257, SLG: 0.308	C FF 95 S CU 74 F FF 95 B CH 81 X CH 83 1-2 G3-1		C FF 93 B FF 92 F FF 92 F FF 93 X CU 74 1-2 G4-3	F FF 94 S FF 94 B CU 76 X FF 94 1-2 F8			B FF 92 L FF 92 X FF 92 1-1 SH3-4 1-2		H SI 95 1-0 10 F7 HBP 1-2		X FF 96 0-0 10 1B 1-3 2-H 1B	4	0	1	1	0	0	2
10 Justin Upton, R (1, 9) OBP: 0.337, SLG: 0.500	B FF 94 F FF 95 B FF 94 S CH 82 B CH 81 F FF 95 X CH 81 3-2 HR		B FF 93 F FF 92 B FF 93 X FF 92 2-1 G5-3		C FF 88 X FF 88 0-1 G6-3		C CU 76 F FF 93 B SL 83 X SL 82 1-2 F7 2-H		B SI 96 F SL 85 X SL 86 1-1 F7 1-2 2-3		X KC 87 0-0 1-2 3-H 1B	6	1	2	2	0	0	2
6 Stephen Drew, L (1, 6) OBP: 0.358, SLG: 0.427	C FF 95 F FF 94 F FF 96 B FF 96 F CU 76 B CH 85 B CU 77 B FF 95 4-2 BB		B CU 72 C CU 72 B CH 81 B FF 92 X FF 93 3-1 2B		C FF 86 C FF 89 B SL 75 S SL 76 1-3 K		C CU 76 X FF 93 0-1 F8		F SI 96 F SI 95 B FF 95 S SL 87 1-3 K			4	0	1	0	1	2	2
24 Chris Young, R (1, 8) OBP: 0.265, SLG: 0.448	F FF 94 B FF 94 1 SAFE F FF 92 S CU 76 1-3 K		X FF 94 0-0 P3		C SL 73 X FF 88 0-1 E5 26 CS			C SI 89 B SL 85 F SL 84 B SL 85 S CH 84 2-3 K		T SI 94 X SI 95 0-1 G1-3		5	0	0	0	0	2	2
26 Miguel Montero, L (1, 2) OBP: 0.349, SLG: 0.430		B FF 93 C FF 93 C FF 92 B FF 94 X CH 84 2-2 G3-1		B CU 72 X CU 72 1-0 F8	B SL 75 C FF 88 1 SAFE 1-1 CS 1-2		F FF 86 S SL 72 B FF 87 B FF 89 S SL 76 2-3 K		C SI 92 F SI 92 B SL 84 C SI 93 1-3 K		B SI 94 S SI 94 B SI 95 B SI 94 T SI 93 S SI 95 3-3 K	5	0	0	0	0	3	0
46 Juan Miranda, L (1, 3) OBP: 0.353, SLG: 0.380 44 Aaron Heilman, R (11, 1)		B FF 93 F FF 93 C FF 93 B FF 95 B FF 94 B FF 94 4-2 34 SH2-4 8 1B BB		B CH 81 S CH 80 B FF 92 B CH 81 X FF 92 3-1 34 1B 14 1B 1B		X FF 88 0-0 G4-3		C SI 92 F SI 91 B SL 84 X SI 91 1-2 2B		B SI 94 X SI 94 1-0 G3-1		4 0	1 0	2 0	0 0	1 0	0 0	0 0
8 Gerardo Parra, L (1, 7) OBP: 0.341, SLG: 0.355		B FF 93 B CH 82 C FF 92 X CH 82 2-1 34 SH2-4 1-2 1B		B FF 92 T FF 92 C CH 81 X FF 92 2-2 F8		F SL 74 F SL 74 F FF 89 B SL 75 F FF 90 B SL 76 X FF 89 2-2 22 FC6-4 1B		X SI 92 0-0 G6-3		C FF 97 F FF 97 X FF 96 0-2 G3-1	5	0	2	0	0	0	2
34 Joe Saunders, L (1, 1) OBP: 0.313, SLG: 0.267 22 Xavier Nady, R (6, PH) OBP: 0.313, SLG: 0.350 32 Esmerling Vasquez, R (7, 1) 30 David Hernandez, R (8, 1) 18 Willie Bloomquist, R (9, PH) OBP: 0.318, SLG: 0.413 40 J.J. Putz, R (10, 1) 33 Russell Branyan, L (11, 3) OBP: 0.290, SLG: 0.339 11 Josh Wilson, R (11, PR) OBP: 0.222, SLG: 0.333		X FF 91 0-0 SH2-4 1-2 2-3		S FF 92 B FF 92 1 SAFE X FF 91 1-1 14 1B 1-2 1B		C FF 94 F FF 94 X SL 83 0-2 FC6-4 1-2f			B SI 95 X SI 95 1-0 G6-3		X FF 96 0-0 14 1B 2 1B 1B	1 1 0 0 1 0 0 1 0	0 0 0 0 0 0 0 0 1	1 0 0 0 0 0 0 1 0	0 0 0 0 0 0 0 0 0	0 0 0 0 0 0 0 0 0	0 0 0 0 0 0 0 0 0	0 1 0 0 0 0 0 0 0
Inning Stats	R: 1 E: 0 K: 1 S: 16 H: 1 LOB: 1 BB: 1 P: 27	R: 0 E: 0 K: 0 S: 9 H: 1 LOB: 2 BB: 1 P: 17	R: 0 E: 0 K: 0 S: 9 H: 1 LOB: 1 BB: 0 P: 15	R: 1 E: 0 K: 0 S: 14 H: 3 LOB: 2 BB: 0 P: 24	R: 0 E: 1 K: 1 S: 8 H: 0 LOB: 0 BB: 0 P: 10	R: 0 E: 0 K: 1 S: 12 H: 1 LOB: 1 BB: 0 P: 16	R: 1 E: 0 K: 0 S: 8 H: 0 LOB: 0 BB: 1 P: 14	R: 0 E: 0 K: 2 S: 10 H: 1 LOB: 1 BB: 0 P: 14	R: 0 E: 0 K: 1 S: 6 H: 0 LOB: 2 BB: 1 P: 14	R: 0 E: 0 K: 1 S: 6 H: 0 LOB: 0 BB: 0 P: 10	R: 2 E: 0 K: 0 S: 9 H: 4 LOB: 2 BB: 0 P: 10	1B: 9 2B: 2 3B: 0 HR: 1	SF: 0 SAC: 2 DP: 0 HBP: 1	WP: 2 PB: 0 SB: 0 CS: 1	PA: 49			

PITCHER		IP	WLS	BF	H	R	ER	SO	BB	IBB	HBP	BLK	WP	HR	S	P	ERA	WHIP
57 Julio Teheran, R ERA: 5.19	(1, 1)	4.0		20	6	2	2	1	2	0	0	0	0	1	48	83	4.50	2.000
52 George Sherrill, L ERA: 1.86	(5, 1)	1.2		6	1	0	0	2	0	0	0	0	0	0	17	23	0.00	0.600
19 Scott Linebrink, R ERA: 6.75	(6, 1)	0.1		1	0	0	0	0	0	0	0	0	0	0	3	3	0.00	0.000
43 Scott Proctor, R ERA: 4.5	(7, 1)	1.0	B	4	0	1	1	0	1	0	0	0	1	0	8	14	9.00	1.000
34 Eric O'Flaherty, L ERA: 1.13	(8, 1)	1.0		4	1	0	0	2	0	0	0	0	0	0	10	14	0.00	1.000

PITCHER		IP	WLS	BF	H	R	ER	SO	BB	IBB	HBP	BLK	WP	HR	S	P	ERA	WHIP
39 Jonny Venters, L ERA: 0.68	(9, 1)	2.0		8	0	0	0	2	1	0	1	0	0	0	12	24	0.00	0.500
46 Craig Kimbrel, R ERA: 3.0	(11, 1)	0.1	L	5	4	2	2	0	0	0	0	0	0	0	9	10	54.00	12.000

BOTTOM

Atlanta Braves @ Arizona Diamondbacks

Chase Field, Phoenix, AZ

Wed May 18 2011, 6:41 PM - 9:59 PM MST

Att. 19,774 - Roof Closed - 76 F

livebaseballscorecards.com

AB	41
R	5
H	12
RBI	4
BB	4
SO	7
LOB	13

Atlanta Braves @ Arizona Diamondbacks

Chase Field, Phoenix, AZ

Thu May 19 2011, 6:42 PM - 8:59 PM MST

Att. 23,415 - Clear - 75 F

TOP

livebaseballscorecards.com

Batter	1	2	3	4	5	6	7	8	9	AB	R	H	RBI	BB	SO	LOB
14 Martín Prado, R (1, 7) OBP: 0.329, SLG: 0.437	B FC 86 F FC 85 C FC 86 F FC 87 B FC 86 F CH 77 B CH 76 X FC 87 3-2 ① P2		C FC 87 B CH 78 X CH 76 1-1 ③ F7			B FC 86 C FC 87 X CU 66 1-1 ② G6-3		C FF 95 X SI 94 0-1 ③ G5-3		4	0	0	0	0	0	2
22 Jason Heyward, L (1, 9) OBP: 0.317, SLG: 0.407	F FC 87 X FC 87 0-1 ② P2			B FC 87 F CH 75 X FC 86 1-1 ① P5		C FC 87 F FC 88 B FC 87 X FC 87 1-2 ③ F7			F FF 90 B FF 91 B SL 84 X SI 92 2-1 ① G1-3	4	0	0	0	0	0	0
10 Chipper Jones, S (1, 5) OBP: 0.360, SLG: 0.452	C FC 87 B FC 87 X FC 87 1-1 ③ F7			B FC 86 C FC 86 C FC 87 X FC 87 1-2 ② G3-1			X FF 92 0-0 ① G6-3		B SL 86 B SI 93 X SI 92 2-0 ② F7	4	0	0	0	0	0	0
16 Brian McCann, L (1, 2) OBP: 0.345, SLG: 0.405		C FC 86 X FC 86 0-1 ① G4-3		F CH 76 B CH 77 C CH 76 B CU 68 X FC 88 2-2 ③ F9			B SI 92 B FF 91 F SI 91 X SI 92 2-1 ② G4-3		B SI 94 X SI 93 1-0 26 E 2B	4	1	1	0	0	0	0
26 Dan Uggla, R (1, 4) OBP: 0.268, SLG: 0.364		B CH 75 C CH 76 S FC 86 B FC 86 X CH 77 2-2 ② G5-3			C CU 66 X CU 68 0-1 ① F8		B SL 83 X SL 82 1-0 ③ G5-3		X SL 87 0-0 2-H E9	4	0	0	0	0	0	0
5 Freddie Freeman, L (1, 3) OBP: 0.329, SLG: 0.372		F FC 87 F FC 86 F FC 87 F FC 88 B CH 76 F FC 88 B CH 76 X CH 75 2-2 2B			X CH 75 0-0 1B			X SL 71 0-0 13 SH3-4 2 1B 1B	C SI 93 F FF 92 B FF 92 S FF 92 1-3 ③ K	4	0	3	0	0	1	1
2 Alex Gonzalez, R (1, 6) OBP: 0.292, SLG: 0.400		F FC 86 F FC 86 X FC 87 0-2 ③ P3			1 SAFE B FC 85 1 SAFE 1 SAFE C FC 85 X FC 85 1-1 ② P2			B FF 85 C CH 74 X FF 84 1-1 13 SH3-4 1-2 1B		3	0	1	0	0	0	2
13 Nate McLouth, L (1, 8) OBP: 0.345, SLG: 0.357			F CH 75 X FC 86 0-1 ① G4-3		C FC 86 X FC 86 0-1 ③ P5			B FF 85 F FF 83 X FF 85 1-1 ① SH3-4 1-2 2-3		2	0	0	0	0	0	1
49 Jair Jurrjens, R (1, 1) OBP: 0.111, SLG: 0.059 52 George Sherrill, L (7, 1) 7 Brooks Conrad, S (8, PH) OBP: 0.308, SLG: 0.190 19 Scott Linebrink, R (8, 1)			C FC 85 S FC 86 B FC 86 F FC 87 B FC 85 F FC 86 X FC 87 2-2 ② F9			C FC 84 B FC 86 F FC 85 F FC 87 F FC 86 C FC 87 1-3 ① K		B CH 75 C CH 76 B FF 86 B FF 86 S CH 77 X FF 87 3-2 ② P3	2	0	0	0	0	1	0
										0	0	0	0	0	0	0
										1	0	0	0	0	0	2
										0	0	0	0	0	0	0
Inning Stats	R: 0 E: 0 K: 0 S: 9 H: 0 LOB: 0 BB: 0 P: 13	R: 0 E: 0 K: 0 S: 14 H: 1 LOB: 1 BB: 0 P: 18	R: 0 E: 0 K: 0 S: 9 H: 0 LOB: 0 BB: 0 P: 12	R: 0 E: 0 K: 0 S: 8 H: 0 LOB: 0 BB: 0 P: 12	R: 0 E: 0 K: 0 S: 7 H: 1 LOB: 1 BB: 0 P: 8	R: 0 E: 0 K: 1 S: 10 H: 0 LOB: 0 BB: 0 P: 13	R: 0 E: 0 K: 0 S: 4 H: 0 LOB: 0 BB: 0 P: 7	R: 0 E: 0 K: 0 S: 10 H: 2 LOB: 2 BB: 0 P: 15	R: 1 E: 1 K: 1 S: 8 H: 1 LOB: 1 BB: 0 P: 14	1B: 3 2B: 2 3B: 0 HR: 0 SF: 0 SAC: 1 DP: 0 HBP: 0						

AB	32
R	1
H	5
RBI	0
BB	0
SO	2
LOB	8

WP: 0 PB: 0 SB: 0 CS: 0 PA: 33

PITCHER		IP	WLS	BF	H	R	ER	SO	BB	IBB	HBP	BLK	WP	HR	S	P	ERA	WHIP
55 Josh Collmenter, R ERA: 0.69	(1, 1)	6.0	W	20	2	0	0	1	0	0	0	0	0	0	57	76	0.00	0.333
38 Sam Demel, R ERA: 1.8	(7, 1)	1.0	H	3	0	0	0	0	0	0	0	0	0	0	4	7	0.00	0.000
47 Joe Paterson, L ERA:	(8, 1)	0.2	H	4	2	0	0	0	0	0	0	0	0	0	8	13	0.00	3.000
32 Esmerling Vasquez, R ERA: 2.81	(8, 1)	0.1	H	1	0	0	0	0	0	0	0	0	0	0	2	2	0.00	0.000
40 J.J. Putz, R ERA: 2.12	(9, 1)	1.0	S	5	1	1	0	1	0	0	0	0	0	0	8	14	0.00	1.000

PITCHER	IP	WLS	BF	H	R	ER	SO	BB	IBB	HBP	BLK	WP	HR	S	P	ERA	WHIP

Batter	1	2	3	4	5	6	7	8	9	AB	R	H	RBI	BB	SO	LOB
14 Ryan Roberts, R (1, 5) OBP: 0.405, SLG: 0.505	X FF 87 0-0 ① G6-3		C FF 89 F SI 90 B FF 89 B CH 83 F CH 83 X FF 91 2-2 ② F9		X SL 81 0-0 ② FC5-2 1-2 2-3 3-Hf		C SL 78 X SL 78 0-1 10 G6-3 2 G1-3 1B			4	0	1	0	0	0	4
2 Kelly Johnson, L (1, 4) OBP: 0.251, SLG: 0.300	B FF 86 B FF 86 X FF 87 2-0 ② G6-3		C FF 89 F CH 82 X FF 89 0-2 ③ P6		B CH 85 C CH 84 S FC 90 S FF 90 1-3 ③ K		1 SAFE 1 SAFE X CH 82 0-0 ① G1-3 1-2			4	0	0	0	0	1	5
10 Justin Upton, R (1, 9) OBP: 0.330, SLG: 0.488	C SL 78 C FF 87 S SL 80 0-3 ③ K			C FF 87 B SL 79 B SL 80 C CH 85 B FF 91 X SL 80 3-2 ① P6		B CH 82 C CH 83 S SL 80 B FF 91 F SL 78 X SL 80 2-2 ① F8	X FF 89 0-0 ② G6-3 2-3			4	0	0	0	0	1	1
6 Stephen Drew, L (1, 6) OBP: 0.349, SLG: 0.415		C FF 88 B SL 77 X CH 81 1-1 ① G5-3		X SI 88 0-0 ② G4-3		C FF 88 B FF 90 B FF 87 X FF 88 2-1 ② F8	S SL 74 B FF 87 B SL 75 C FF 89 F FF 89 S FF 89 2-3 ③ K			4	0	0	0	0	1	1
24 Chris Young, R (1, 8) OBP: 0.264, SLG: 0.461		C SL 77 X CH 83 0-1 ② G5-3		C FF 89 F FF 90 B FF 90 S SL 79 1-3 ③ K		X FF 90 0-0 HR		F FF 93 B SI 92 F FO 81 S SL 82 1-3 ① K		4	1	1	1	0	2	0
26 Miguel Montero, L (1, 2) OBP: 0.353, SLG: 0.432		B FF 90 B FF 87 X CH 83 2-0 1B			B FF 88 X SL 80 1-0 ① F8	B FC 88 X CH 83 1-0 46 3B 1B		S FF 93 F FO 83 X FF 94 0-2 ② G4-3		4	1	2	0	0	0	0
46 Juan Miranda, L (1, 3) OBP: 0.371, SLG: 0.427		F FF 88 X FF 88 0-1 ③ G3			C FF 89 S CH 84 X SI 90 0-2 55 HBP 8 1B 14 FC5-2 1B	F FF 88 B SL 78 1 SAFE X SL 80 1-1 1-H 3B		B SL 83 X SI 92 1-0 1B		4	0	3	1	0	0	1
8 Gerardo Parra, L (1, 7) OBP: 0.345, SLG: 0.355			X CH 82 0-0 ① G4-3		C FF 88 1 SAFE B FF 88 P PO 84 B CH 83 F FF 89 X CH 84 3-2 14 FC5-2 55 HBP 1-2 1B	I IN 67 I IN 72 I IN 72 I IN 73 4-0 IBB		X FF 93 0-0 ③ F7		3	0	1	0	1	0	1
55 Josh Collmenter, R (1, 1) OBP: 0.333, SLG: 0.200 21 Sean Burroughs, L (6, PH) 38 Sam Demel, R (7, 1) 47 Joe Paterson, R (8, 1) 32 Esmerling Vasquez, R (8, 1) 40 J.J. Putz, R (9, 1)			C FF 87 C FF 88 B SL 79 X SL 78 1-2 1B		H FF 89 1-0 14 FC5-2 1-2 2-3 HBP	X CH 83 0-0 ③ G4-3				1 1 0 0 0 0	0 0 0 0 0 0	1 0 0 0 0 0	0 0 0 0 0 0	0 0 0 0 0 0	0 2 0 0 0 0	0 0 0 0 0 0
Inning Stats	R: 0 E: 0 K: 1 S: 5 H: 0 LOB: 0 BB: 0 P: 7	R: 0 E: 0 K: 0 S: 7 H: 1 LOB: 1 BB: 0 P: 10	R: 0 E: 0 K: 0 S: 11 H: 1 LOB: 1 BB: 0 P: 14	R: 0 E: 0 K: 1 S: 7 H: 0 LOB: 0 BB: 0 P: 11	R: 0 E: 0 K: 1 S: 12 H: 2 LOB: 3 BB: 0 P: 17	R: 2 E: 0 K: 0 S: 11 H: 3 LOB: 2 BB: 1 P: 21	R: 0 E: 0 K: 1 S: 8 H: 1 LOB: 1 BB: 0 P: 10	R: 0 E: 0 K: 1 S: 8 H: 1 LOB: 1 BB: 0 P: 10		1B: 7 2B: 0 3B: 1 HR: 1 SF: 0 SAC: 0 DP: 0 HBP: 1				WP: 0 PB: 0 SB: 0 CS: 0 PA: 35		

PITCHER		IP	WLS	BF	H	R	ER	SO	BB	IBB	HBP	BLK	WP	HR	S	P	ERA	WHIP
49 Jair Jurrjens, R ERA: 1.8	(1, 1)	6.2	L	30	8	2	2	3	0	1	1	0	0	1	57	84	2.70	1.200
52 George Sherrill, L ERA: 1.8	(7, 1)	0.1		1	0	0	0	1	0	0	0	0	0	0	4	6	0.00	0.000
19 Scott Linebrink, R ERA: 6.28	(8, 1)	1.0		4	1	0	0	1	0	0	0	0	0	0	8	10	0.00	1.000

PITCHER	IP	WLS	BF	H	R	ER	SO	BB	IBB	HBP	BLK	WP	HR	S	P	ERA	WHIP

BOTTOM

Atlanta Braves @ Arizona Diamondbacks

Chase Field, Phoenix, AZ

Thu May 19 2011, 6:42 PM - 8:59 PM MST

Att. 23,415 - Clear - 75 F

livebaseballscorecards.com

AB	33
R	2
H	9
RBI	2
BB	1
SO	5
LOB	15

Atlanta Braves @ Los Angeles Angels

Angel Stadium of Anaheim, Anaheim, CA

Fri May 20 2011, 7:09 PM - 9:36 PM PDT

Att. 40,211 - Clear - 66 F

TOP

livebaseballscorecards.com

Batter	1	2	3	4	5	6	7	8	9	AB	R	H	RBI	BB	SO	LOB
14 Martín Prado, R (1, 5) OBP: 0.323, SLG: 0.428	C FF 93 B FF 93 F FF 94 S SL 83 1-3 K		B SL 81 C SL 81 C SL 82 B FF 93 B FF 94 S SL 84 3-3 K			X FF 93 0-0 F9		B SL 82 X FF 92 1-0 L4		4	0	0	0	0	2	2
26 Dan Uggla, R (1, 4) OBP: 0.264, SLG: 0.358 7 Brooks Conrad, S (8, 4) OBP: 0.296, SLG: 0.182	B SL 84 C FF 93 X SL 82 1-1 F9			C FF 92 B FF 93 S SL 83 X SL 84 1-2 F8		X FF 93 0-0 FC6-4 1-2f			B SI 91 F FF 91 B SL 81 C SL 81 F FF 93 B SL 80 F FF 93 F FF 92 C SL 82 3-3 K	3 1	0 0	0 0	0 0	0 0	0 1	1 0
16 Brian McCann, L (1, 2) OBP: 0.337, SLG: 0.395	X FF 94 0-0 L1-3			B CH 86 F SL 81 F SL 82 X FF 93 1-2 F9			B SL 80 B CH 88 X FF 92 2-0 F8		X FF 93 0-0 F8	4	0	0	0	0	0	0
10 Chipper Jones, S (1, 10) OBP: 0.354, SLG: 0.443 8 David Ross, R (9, PH) OBP: 0.361, SLG: 0.606		F FF 92 F SI 88 B FF 95 F FF 94 S SL 84 1-3 K		X FF 92 0-0 G4-3			X FF 91 0-0 G4-3		C SL 81 F FF 94 B SL 83 C FF 93 1-3 K	3 1	0 0	0 0	0 0	0 0	1 1	0 0
20 Eric Hinske, L (1, 7) OBP: 0.380, SLG: 0.582		B SI 90 B FF 94 X FF 93 2-0 1B			F FF 92 B SL 80 C FF 93 S SL 83 1-3 K		C FF 90 X SI 88 0-1 1B			3	0	2	0	0	1	0
5 Freddie Freeman, L (1, 3) OBP: 0.324, SLG: 0.365		D SL 82 X SI 93 1-0 F9			B FF 90 B CH 85 B FF 93 C FF 94 X FF 93 3-1 F7		F CH 85 X FF 93 0-1 G3			3	0	0	0	0	0	2
2 Alex Gonzalez, R (1, 6) OBP: 0.289, SLG: 0.395 24 Diory Hernandez, R (7, 6) OBP: 0.250, SLG: 0.250		B FF 94 S SL 84 F FF 94 B FF 94 1 SAFE F FF 94 X SL 84 2-2 G4-3			S SL 82 B FF 93 X FF 93 1-1 F9			X FF 91 0-0 G6-3		2 1	0 0	0 0	0 0	0 0	0 0	1 0
13 Nate McLouth, L (1, 8) OBP: 0.339, SLG: 0.350			X FF 92 0-0 G3			F FF 93 F FF 93 B SL 83 B SL 83 S SL 82 2-3 K		C FF 91 C FF 89 F FF 93 B SL 81 B SL 82 F FF 92 X SL 80 2-2 F8		3	0	0	0	0	1	0
4 Joe Mather, R (1, 9) OBP: 0.360, SLG: 0.458			B FF 93 F FF 92 S SL 83 X SL 81 1-2 F8			S SL 83 S FF 93 B FF 93 B FF 94 B FF 94 F SL 84 X FF 92 3-2 26 FC6-4 1B		X FF 92 0-0 1B		3	0	2	0	0	0	0
Inning Stats	R: 0 E: 0 K: 1 S: 6 H: 0 LOB: 0 BB: 0 P: 8	R: 0 E: 0 K: 1 S: 10 H: 1 LOB: 1 BB: 0 P: 16	R: 0 E: 0 K: 1 S: 7 H: 0 LOB: 0 BB: 0 P: 11	R: 0 E: 0 K: 0 S: 7 H: 0 LOB: 0 BB: 0 P: 9	R: 0 E: 0 K: 1 S: 7 H: 0 LOB: 0 BB: 0 P: 12	R: 0 E: 0 K: 1 S: 9 H: 1 LOB: 1 BB: 0 P: 14	R: 0 E: 0 K: 0 S: 6 H: 1 LOB: 1 BB: 0 P: 8	R: 0 E: 0 K: 0 S: 8 H: 1 LOB: 1 BB: 0 P: 11	R: 0 E: 0 K: 2 S: 10 H: 0 LOB: 0 BB: 0 P: 14	1B: 4 2B: 0 3B: 0 HR: 0	SF: 0 SAC: 0 DP: 0 HBP: 0					

	AB	31
	R	0
	H	4
	RBI	0
	BB	0
	SO	7
	LOB	6

WP: 0 PB: 0 SB: 0 CS: 0 PA: 31

PITCHER	IP	WLS	BF	H	R	ER	SO	BB	IBB	HBP	BLK	WP	HR	S	P	ERA	WHIP
54 Ervin Santana, R (1, 1) ERA: 4.18	9.0	W	31	4	0	0	7	0	0	0	0	0	0	70	103	0.00	0.444

PITCHER	IP	WLS	BF	H	R	ER	SO	BB	IBB	HBP	BLK	WP	HR	S	P	ERA	WHIP

BOTTOM

Atlanta Braves @ Los Angeles Angels

Angel Stadium of Anaheim, Anaheim, CA

Fri May 20 2011, 7:09 PM - 9:36 PM PDT

Att. 40,211 - Clear - 66 F

livebaseballscorecards.com

Batter	1	2	3	4	5	6	7	8	9	AB	R	H	RBI	BB	SO	LOB
13 Maicer Izturis, S (1, 4) OBP: 0.366, SLG: 0.440 77 Reggie Willits, S (7, PH) (8, 7)	C SI 90 X SI 90 0-1 F9 ①		X SI 90 0-0 G4-3 ① 2-3	B SI 90 C SI 87 C CU 77 B FS 84 B SI 91 H SI 92 4-2 2 SH1-3 6 1B 1-2 HBP		C SI 88 B SL 79 B SL 80 B CH 83 X SI 88 3-1 G4-3 ① S FF 93 X FF 93 0-1 F7 ③				3 1	1 0	0 0	0 0	0 0	0 0	1 1
2 Erick Aybar, S (1, 6) OBP: 0.348, SLG: 0.432	B FF 89 X SI 90 1-0 G3 ②		B SI 90 F FS 82 B CU 76 S FS 83 F CU 78 H SI 91 3-2 53 2B 48 1B HBP	X SI 90 0-0 SH1-3 ① 1-2 2-3		B SI 89 X SL 81 1-0 53 1B 6 G3-1 1B		X SI 90 0-0 G3-1 ①		3	2	1	0	0	0	0
53 Bobby Abreu, L (1, 10) OBP: 0.389, SLG: 0.339	C FF 90 B FF 90 B SI 91 B SI 90 F SI 90 B FS 81 4-2 48 CS BB		X FS 83 0-0 48 1B 16 G3 1-3 3-H 2B	F CU 77 B SI 90 B SI 92 B FS 85 4-1 6 1B BB		B SI 89 B CH 82 C CH 82 B SL 81 X SI 89 3-1 6 G3-1 48 BB 1-3 1B		B FF 91 C SI 91 B CH 86 F CH 85 X SL 82 2-2 F7 ②		3	1	2	1	2	0	0
48 Torii Hunter, R (1, 9) OBP: 0.308, SLG: 0.324 46 Bobby Wilson, R (8, 3) OBP: 0.294, SLG: 0.375	C SI 90 F FC 84 B FC 86 B SI 90 2-2 CS ③ 1-2	B FC 81 F SI 91 B SI 91 B SI 90 F SI 90 X SI 91 3-2 L6 ①	X FC 84 0-0 16 G3 44 HR 2-3 3-H 1B	B SI 90 C SI 91 F FS 84 B FC 84 S SI 91 2-3 K ②		C SI 90 B CH 84 D CH 83 B FF 90 B CH 84 4-2 6 G3-1 1-2 BB		C SI 91 B SI 92 S CH 86 F CH 86 B SI 93 X SL 81 2-2 G5-3 ③		3 1	1 0	1 0	1 0	1 0	1 0	3 0
6 Alberto Callaspo, S (1, 5) OBP: 0.362, SLG: 0.400		B SI 91 X SI 88 1-0 44 1B 1B	C SI 91 B CU 78 B SI 92 B SI 92 I 4-1 16 G3 44 HR IBB	B CU 79 F SI 91 F SI 91 X FS 84 1-2 1-2 2-H 3-H 1B		F SI 90 B SI 89 F CH 84 X SI 90 1-2 G3-1 ② 1-2 2-3 3-H				3	1	2	3	1	0	2
16 Hank Conger, L (1, 2) OBP: 0.318, SLG: 0.420		1 SAFE B SI 89 X SI 90 1-0 P5 ② C SI 91 X FS 83 0-1 G3 ② 1-2 2-3 3-H	S SI 88 X CH 83 0-1 G4-3 ③			C CH 83 X SI 90 0-1 G4-3 ③				4	0	0	1	0	0	7
44 Mark Trumbo, R (1, 3) OBP: 0.307, SLG: 0.468 (8, 9)		B SI 91 B SI 90 F SI 90 B SI 90 S SI 90 X SI 91 3-2 1-3 1B	F SI 91 X FC 83 0-1 2-H 3-H HR		C SL 80 S SL 80 C SI 90 0-3 K ①		B FF 90 X SI 90 1-0 28 F8 2B			4	1	3	3	0	1	0
28 Alexi Amarista, L (1, 7) OBP: 0.192, SLG: 0.333 (8, 4)		F SI 90 T FS 82 B SI 91 S CU 77 1-3 K ③	X SI 90 0-0 G3 ③		C SI 90 S CH 83 F SI 89 S CH 84 0-3 K ②		S CH 84 S CH 86 B CH 88 X SL 81 1-2 F8 ① 2-3			4	0	0	0	0	2	3
25 Peter Bourjos, R (1, 8) OBP: 0.310, SLG: 0.403			X FF 90 0-0 13 G4-3 53 2B 2B	C CU 76 H SI 88 1-1 2 SH1-3 13 S 6 1B HBP	S SL 80 X SL 82 0-1 P6 ③		B SL 80 B CH 84 S CH 85 X SL 80 2-1 G6-3 ②			3	2	1	0	0	0	1
Inning Stats	R: 0 E: 0 K: 0 S: 7 H: 0 LOB: 0 BB: 1 P: 14	R: 0 E: 0 K: 1 S: 11 H: 2 LOB: 2 BB: 0 P: 20	R: 6 E: 0 K: 0 S: 13 H: 4 LOB: 0 BB: 1 P: 20	R: 2 E: 0 K: 1 S: 13 H: 1 LOB: 2 BB: 1 P: 25	R: 0 E: 0 K: 2 S: 9 H: 0 LOB: 0 BB: 0 P: 9	R: 1 E: 0 K: 0 S: 12 H: 2 LOB: 2 BB: 1 P: 24	R: 0 E: 0 K: 0 S: 8 H: 1 LOB: 1 BB: 0 P: 12	R: 0 E: 0 K: 0 S: 8 H: 0 LOB: 0 BB: 0 P: 12		1B: 6 2B: 3 3B: 0 HR: 1 SF: 0 SAC: 1 DP: 0 HBP: 3				WP: 0 PB: 0 SB: 1 CS: 1 PA: 41		

	AB	32
	R	9
	H	10
	RBI	9
	BB	4
	SO	4
	LOB	18

PITCHER		IP	WLS	BF	H	R	ER	SO	BB	IBB	HBP	BLK	WP	HR	S	P	ERA	WHIP
15 Tim Hudson, R ERA: 3.95	(1, 1)	3.2	L	23	7	8	8	2	2	1	3	0	0	1	42	77	19.64	2.455
50 Cristhian Martinez, R ERA: 3.09	(4, 1)	2.1		10	2	1	1	2	1	0	0	0	0	0	23	35	3.86	1.286
56 Jairo Asencio, R ERA: 4.7	(7, 1)	2.0		7	1	0	0	0	0	0	0	0	0	0	16	24	0.00	0.500

PITCHER	IP	WLS	BF	H	R	ER	SO	BB	IBB	HBP	BLK	WP	HR	S	P	ERA	WHIP

Atlanta Braves @ Los Angeles Angels

Angel Stadium of Anaheim, Anaheim, CA

Sat May 21 2011, 7:06 PM - 11:03 PM PDT

Att. 43,511 - Clear - 63 F

TOP

livebaseballscorecards.com

Batter	1	2	3	4	5	6	7	8	9	10	11	12	AB	R	H	RBI	BB	SO	LOB
13 Nate McLouth, L (1, 8) OBP: 0.332, SLG: 0.341	F SI 88 X SI 88 0-1 G4-3		C SI 88 D CU 78 C SI 88 D SI 85 1 SAFE B CU 78 X SI 88 3-2 E4 1-2		C CU 79 F SI 89 X CU 80 0-2 G3		B CU 77 X SI 87 1-0 G4-3	C SI 88 X CU 74 0-1 G1-3			F FF 94 B FF 94 C FF 94 B CU 83 X FF 95 2-2 14 SH2-4 1B	C CH 86 X CH 87 0-1 G3-1	7	0	1	0	0	0	5
14 Martin Prado, R (1, 5) OBP: 0.329, SLG: 0.434	C SI 88 B SI 87 X SI 88 1-1 10 FC6 1B		B SL 85 X SL 83 1-0 P4			B SL 84 C SI 87 B SL 84 T SL 83 X SI 89 2-2 G5-3	B SI 89 B SI 87 C SI 88 X SI 88 2-1 16 2B 2B		B FF 96 B FF 96 B FF 97 B FF 96 4-0 10 F7 BB		1 SAFE L FF 93 X FF 93 0-1 SH2-4 1-2		4	1	2	0	1	0	1
10 Chipper Jones, S (1, 10) OBP: 0.348, SLG: 0.439	B SI 88 F SI 88 D CU 78 X SI 88 2-1 FC6 1-2f			B SI 87 F SI 88 C SI 88 B SI 84 X SI 88 2-2 2B		C CU 74 B SL 85 X SI 88 1-1 G4-3	B CH 81 C CH 81 F SI 94 D SL 88 X SI 95 2-2 G5-3		X FF 96 0-0 F7 1-2		B FF 94 B CU 83 T FF 94 F FF 94 S CU 83 2-3 K		6	0	1	0	0	1	4
16 Brian McCann, L (1, 2) OBP: 0.349, SLG: 0.410	C SI 88 F SI 88 X SI 88 0-2 L8			F CU 78 B CH 82 X FF 87 1-1 P5		C SL 85 X SI 88 0-1 20 1B 2B	C SL 80 B CH 80 B SL 80 D CH 81 C FF 91 X FF 91 3-2 2-H 2B		I IN 66 I IN 69 I IN 70 I IN 68 4-0 20 G5-4-3 IBB		I IN 58 I IN 56 I IN 57 I IN 56 4-0 IBB		4	0	2	1	2	0	2
20 Eric Hinske, L (1, 7) 22 Jason Heyward, L (12, 9) OBP: 0.377, SLG: 0.562 OBP: 0.317, SLG: 0.407		C SI 87 C SI 88 B CU 78 B SI 88 X SI 89 2-2 26 FC5-4 1B		C SI 88 X SL 80 0-1 F8		B SI 88 B CU 77 C SL 84 X SI 88 2-1 26 FC5-4 2-3 1B	S SL 79 B FF 90 F SL 80 B FF 89 F SL 79 S CH 81 2-3 K		C FF 97 D SL 81 X FF 97 1-1 G5-4-3 1-2f		B CU 84 C FF 94 F FF 94 D CU 84 F CU 83 T FF 94 2-2 K		6 0	0 0	2 0	0 0	0 0	2 0	6 0
26 Dan Uggla, R (1, 4) OBP: 0.261, SLG: 0.351		F SI 88 B SL 85 F SL 85 X SL 84 1-2 FC5-4 5 G1-6-3 1-2f		X SL 85 0-0 G6-3		X SL 86 0-0 FC5-4 1-2f		C SI 84 X SI 86 0-1 G1-3		C FC 86 S FC 86 X CU 78 0-2 1B		C SL 82 F FC 93 B FC 94 F SL 84 S SL 83 1-3 K	6	0	1	0	0	1	4
5 Freddie Freeman, L (1, 3) OBP: 0.330, SLG: 0.366	D CU 77 X SI 88 1-0 G1-6-3 1-2f		B SI 88 X CH 82 1-0 4 S 1B			B SI 86 C SL 84 X SI 87 1-1 2 1B 4 HR 1B	B SI 87 B SI 86 B SI 87 C SI 86 B SI 87 4-1 4 1B BB		F FC 88 B FF 92 F FC 87 C CU 78 1-3 K			T CH 85 B FF 93 X CH 86 1-1 G4-3	5	1	2	0	1	1	2
2 Alex Gonzalez, R (1, 6) OBP: 0.290, SLG: 0.393			B SI 88 C SL 85 F SI 86 S FF 87 1-3 K		B SL 85 1 SAFE 1 SAFE B SI 86 B SI 88 C SI 87 S SI 87 1 SAFE F SI 87 3-2 F SI 88 X SL 84 F9		C SI 87 F SI 87 X CU 79 0-2 4 HR 1-2 1B	B SI 87 X SI 86 1-0 F9		C FC 87 S CU 78 D CU 78 B FC 87 X CU 77 2-2 F7	F FF 94 F FF 93 X FF 95 0-2 E4 4 2B 1B	6	2	2	0	0	1	3
4 Joe Mather, R (1, 9) OBP: 0.419, SLG: 0.633 (12, 7)			C SL 85 C SI 88 B SI 84 B SL 85 X SL 85 2-2 13 CS 1B		B SL 88 S SI 87 F SI 88 B SI 89 B SI 88 S SL 85 3-3 K 1-2		X SL 84 0-0 1-H 2-H HR	C SI 87 B SI 87 X SI 87 1-1 1-2 1B		B FC 88 F FC 87 X FF 92 1-1 P2		B SL 85 X FC 93 1-0 2-H 2B	6	1	4	4	0	1	2
Inning Stats	R: 0 E: 0 K: 0 S: 9 H: 1 LOB: 1 BB: 0 P: 12	R: 0 E: 0 K: 0 S: 7 H: 1 LOB: 0 BB: 0 P: 11	R: 0 E: 1 K: 1 S: 10 H: 1 LOB: 1 BB: 0 P: 17	R: 0 E: 0 K: 0 S: 8 H: 1 LOB: 1 BB: 0 P: 11	R: 0 E: 0 K: 1 S: 12 H: 1 LOB: 1 BB: 0 P: 19	R: 0 E: 0 K: 0 S: 10 H: 2 LOB: 2 BB: 0 P: 15	R: 4 E: 0 K: 1 S: 19 H: 5 LOB: 1 BB: 0 P: 30	R: 0 E: 0 K: 0 S: 8 H: 1 LOB: 2 BB: 1 P: 14	R: 0 E: 0 K: 0 S: 3 H: 0 LOB: 1 BB: 2 P: 12	R: 0 E: 0 K: 1 S: 11 H: 1 LOB: 1 BB: 0 P: 15	R: 0 E: 0 K: 2 S: 12 H: 1 LOB: 2 BB: 1 P: 22	R: 1 E: 1 K: 1 S: 12 H: 2 LOB: 1 BB: 0 P: 15	1B: 11 2B: 5 3B: 0 HR: 1	SF: 0 SAC: 1 DP: 2 HBP: 0	WP: 0 PB: 0 SB: 1 CS: 1	PA: 55			

AB	50
R	5
H	17
RBI	5
BB	4
SO	7
LOB	29

PITCHER		IP	WLS	BF	H	R	ER	SO	BB	IBB	HBP	BLK	WP	HR	S	P	ERA	WHIP
35 Joel Pineiro, R ERA: 2.67	(1, 1)	6.1		29	11	4	4	2	0	0	0	0	0	1	65	98	5.68	1.737
56 Fernando Rodney, R ERA: 4.58	(7, 1)	0.1	H	1	0	0	0	0	0	0	0	0	0	0	3	5	0.00	0.000
21 Hisanori Takahashi, L ERA: 4.74	(7, 1)	0.1	B	2	1	0	0	1	0	0	0	0	0	0	7	12	0.00	3.000
37 Scott Downs, L ERA: 0.77	(8, 1)	1.0		5	1	0	0	0	1	0	0	0	0	0	8	14	0.00	2.000
51 Jordan Walden, R ERA: 3.1	(9, 1)	1.0		4	0	0	0	0	1	1	0	0	0	0	3	12	0.00	1.000

PITCHER		IP	WLS	BF	H	R	ER	SO	BB	IBB	HBP	BLK	WP	HR	S	P	ERA	WHIP
63 Rich Thompson, R ERA: 2.45	(10, 1)	1.0		4	1	0	0	1	0	0	0	0	0	0	11	15	0.00	1.000
40 Kevin Jepsen, R ERA: 10.8	(11, 1)	1.0		5	1	0	0	2	0	1	0	0	0	0	12	22	0.00	1.000
22 Trevor Bell, R ERA: 3.27	(12, 1)	1.0	L	5	2	1	0	1	0	0	0	0	0	0	12	15	0.00	2.000

Atlanta Braves @ Los Angeles Angels

Angel Stadium of Anaheim, Anaheim, CA

Sat May 21 2011, 7:06 PM - 11:03 PM PDT

Att. 43,511 - Clear - 63 F

livebaseballscorecards.com

BOTTOM

Batter	1	2	3	4	5	6	7	8	9	10	11	12	AB	R	H	RBI	BB	SO	LOB
13 Maicer Izturis, S (1, 10) OBP: 0.365, SLG: 0.439	B FF 90 B FF 90 C FF 90 B FF 92 C FF 90 X FF 92 3-2 ① P3		C FF 89 B FF 89 F FF 90 T SL 81 1-2 ① K		X FF 87 0-0 2 SH2-4 48 1B 2B		B SI 92 F SI 90 B SI 91 B SI 91 B FF 90 4-1 BB			C FF 86 B FF 87 C FF 86 F SL 74 X SL 72 1-2 ① P2		C FF 97 X KC 86 0-1 ③ G1-3	5	1	1	0	1	1	1
2 Erick Aybar, S (1, 6) OBP: 0.352, SLG: 0.430	B FF 91 C SL 82 C FF 91 H CU 76 2-2 53 HR HBP		C FF 91 F FF 90 X FF 89 0-2 48 S 53 S 1B		B FF 88 X FF 89 1-0 ① SH2-4 2-3		X FF 92 0-0 ② P2			L FF 87 C FF 86 B FF 89 S FF 89 1-3 ② K			3	1	1	0	0	1	1
53 Bobby Abreu, L (1, 7) OBP: 0.394, SLG: 0.357	C FF 90 F FF 91 X FF 90 0-2 1-H HR		B FF 89 B SL 80 D FF 90 B FF 90 4-0 48 S 1-2 BB		I IN 53 I IN 54 I IN 57 I IN 60 4-0 48 S 48 1B IBB		C SI 92 C SI 91 1 SAFE 1 SAFE B FF 92 B SI 92 B SL 84 F SI 92 F SI 93 3-2 ③ G1-3 X FF 92			B FF 87 S FF 86 C FF 88 C FF 88 1-3 ③ K			3	2	1	2	2	1	1
48 Torii Hunter, R (1, 9) OBP: 0.310, SLG: 0.326	F FF 92 X FF 91 0-1 6 CS 1B		S SL 82 B SL 82 B SL 83 F FF 92 D SL 82 F CU 75 S SL 83 3-3 ② K 1-2 2-3		S SL 80 D FF 89 S SL 82 F SL 82 D SL 81 X SL 81 2-2 ② 1-H 3-H 1B			B SI 96 X SI 95 1-0 ① G1-3		F FF 92 F FF 94 B SL 83 B FF 93 F FF 94 X SL 81 2-2 ① F9			5	0	2	2	0	1	2
6 Alberto Callaspo, S (1, 5) OBP: 0.363, SLG: 0.393	B SL 81 1 SAFE C FF 91 F SL 83 D CU 74 1 SAFE B CU 75 B FF 92 4-2 ② 16 S 1-2 BB		C SL 80 D CU 75 B SL 83 B FF 90 B SL 82 4-1 BB		B CH 79 B FF 91 B FF 92 C FF 90 X FF 92 3-1 ③ G4-3			B SI 96 X SI 96 1-0 ② G6-3		B FF 93 X FF 93 1-0 ② F9			3	0	0	0	2	0	0
16 Hank Conger, L (1, 2) OBP: 0.301, SLG: 0.395	C FF 91 1 SAFE F FF 90 B FF 89 B CU 76 F CH 81 1 SAFE D CU 76 C CU 75 3-3 ③ K 1-2		F FF 92 B CU 74 X SL 81 1-1 ③ L6			B SL 78 B CH 78 B FF 88 C FF 88 F FF 89 F FF 90 F FF 90 F FF 90 F FF 91 3-3 ① K			B SI 96 X SI 95 1-0 ③ G6-3		B CU 76 X FF 94 1-0 ③ P4			5	0	0	0	0	2	4
44 Mark Trumbo, R (1, 3) OBP: 0.310, SLG: 0.458		B SL 81 S SL 82 S SL 81 X SL 80 1-2 ① G1-3		S FF 89 S SL 83 B SL 81 B SL 83 X SL 82 2-2 ① F7		C SL 82 B FF 90 F FF 90 F SL 81 X FF 91 1-2 ② F9		B SI 95 B SI 95 S SI 95 B SI 95 B SI 94 4-1 28 B2-6-3 BB		F FF 95 B KC 86 S KC 86 B FF 97 B FF 97 B FF 96 4-2 25 G6-3 28 SH5-4 BB			3	0	0	0	2	0	0
28 Alexi Amarista, L (1, 4) OBP: 0.167, SLG: 0.286		C FF 91 F FF 91 B CU 75 S CU 75 1-3 ② K		X FF 90 0-0 ② F7		F FF 91 C CU 73 B CU 74 X FF 92 1-2 ③ G6-3		X SI 95 0-0 ① ② B2-6-3 1-2f				1 SAFE 1 SAFE X FF 94 0-0 ① SH5-4 1-2	4	0	0	0	0	1	1
25 Peter Bourjos, R (1, 8) OBP: 0.301, SLG: 0.390		B SL 82 C SL 82 C FF 92 B CU 76 C SL 81 2-3 ③ K		L FF 90 F SL 82 B FF 90 B CU 76 B SL 82 S SL 81 3-3 ③ K			L SI 92 S SL 85 F SL 84 B SL 85 B CH 85 X SL 84 2-2 ① F7		S SI 96 S SI 94 F SL 87 B SI 94 F SL 86 X SI 96 1-2 ③ G1-3			F FF 97 C FF 96 X KC 87 0-2 ② G6-3 2-3	5	0	0	0	0	2	1
Inning Stats	R: 2 E: 0 K: 1 S: 16 H: 2 LOB: 1 BB: 1 P: 28	R: 0 E: 0 K: 2 S: 9 H: 0 LOB: 0 BB: 0 P: 13	R: 0 E: 0 K: 2 S: 13 H: 1 LOB: 3 BB: 2 P: 26	R: 0 E: 0 K: 1 S: 7 H: 0 LOB: 0 BB: 0 P: 12	R: 2 E: 0 K: 0 S: 8 H: 2 LOB: 0 BB: 1 P: 18	R: 0 E: 0 K: 1 S: 14 H: 0 LOB: 0 BB: 0 P: 19	R: 0 E: 0 K: 0 S: 11 H: 0 LOB: 1 BB: 1 P: 20	R: 0 E: 0 K: 0 S: 3 H: 0 LOB: 0 BB: 0 P: 6	R: 0 E: 0 K: 0 S: 7 H: 0 LOB: 0 BB: 1 P: 12	R: 0 E: 0 K: 2 S: 10 H: 0 LOB: 0 BB: 0 P: 13	R: 0 E: 0 K: 0 S: 6 H: 0 LOB: 0 BB: 0 P: 10	R: 0 E: 0 K: 0 S: 8 H: 0 LOB: 1 BB: 1 P: 12	1B: 3 2B: 1 3B: 0 HR: 1	SF: 0 SAC: 2 DP: 1 HBP: 1	WP: 0 PB: 0 SB: 5 CS: 1	PA: 46			

AB	36
R	4
H	5
RBI	4
BB	7
SO	9
LOB	11

PITCHER		IP	WLS	BF	H	R	ER	SO	BB	IBB	HBP	BLK	WP	HR	S	P	ERA	WHIP
48 Tommy Hanson, R ERA: 2.72	(1, 1)	6.0		26	5	4	4	7	3	1	1	0	0	0	1	67	116	6.00	1.333
34 Eric O'Flaherty, L ERA: 1.08	(7, 1)	1.0		4	0	0	0	0	1	0	0	0	0	0	0	11	20	0.00	1.000
39 Jonny Venters, L ERA: 0.64	(8, 1)	2.0		6	0	0	0	0	1	0	0	0	0	0	0	10	18	0.00	0.500
52 George Sherrill, L ERA: 1.64	(10, 1)	1.0		3	0	0	0	2	0	0	0	0	0	0	0	10	13	0.00	0.000
43 Scott Proctor, R ERA: 3.0	(11, 1)	1.0	W	3	0	0	0	0	0	0	0	0	0	0	0	6	10	0.00	0.000

PITCHER		IP	WLS	BF	H	R	ER	SO	BB	IBB	HBP	BLK	WP	HR	S	P	ERA	WHIP
46 Craig Kimbrel, R ERA: 2.86	(12, 1)	1.0	S	4	0	0	0	0	1	0	0	0	0	0	8	12	0.00	1.000

Batter	1	2	3	4	5	6	7	8	9	AB	R	H	RBI	BB	SO	LOB
13 Nate McLouth, L (1, 8) OBP: 0.332, SLG: 0.341	C FF 91 B FF 91 C SI 93 B CU 81 X FF 94 2-2 ① G3		L FF 92 1 SAFE L SI 91 B CU 79 S SI 94 1-3 ① K		C FF 92 B FF 94 F FF 93 X CU 79 1-2 ① G4-3			C SI 86 C SI 86 X SI 87 0-2 ① L4		0	0	0	0	0	0	0
24 Diory Hernandez, R (1, PH) OBP: 0.167, SLG: 0.167										4	0	0	0	0	1	1
14 Martín Prado, R (1, 5) (1, 7) OBP: 0.327, SLG: 0.431	B FF 93 X FF 93 1-0 ② F9		1 SAFE C FF 93 F SI 94 B SI 94 B CU 81 X SI 94 2-2 ② 20 BB 1-2 1B		C FF 93 B CU 80 X FF 93 1-1 ② G5-3			C SI 87 C CU 73 B SI 88 S CU 74 1-3 ② K		4	0	1	0	0	1	0
16 Brian McCann, L (1, 10) OBP: 0.341, SLG: 0.400	C CU 80 T CU 79 X CU 80 0-2 ③ G3		D SI 93 B CH 83 X SI 94 2-0 ② F7		B CH 81 F CU 79 B FF 95 X CH 80 2-1 ③ G3			S SI 88 X SI 89 0-1 ③ G3		4	0	0	0	0	0	2
20 Eric Hinske, L (1, 7) (1, 9) OBP: 0.383, SLG: 0.553		S SI 92 S FF 93 B CU 81 B FF 94 B FF 92 F SI 93 X SI 95 3-2 ① G3	B CH 81 B CH 83 S FF 95 B CH 82 B SI 95 4-1 ① 1-2 2-3 BB			B CU 79 C FF 94 C FF 93 S FF 94 1-3 ① K			B FF 97 C FF 98 S FF 99 X FF 100 1-2 ① 5 G4-3 26 WP 1B	3	0	1	0	1	1	0
26 Dan Uggla, R (1, 4) OBP: 0.256, SLG: 0.344		C FF 94 C FF 94 C FF 94 0-3 ② K	B FF 95 C FF 94 F FF 95 B FF 96 F FF 95 X FF 95 2-2 ③ P3			X FF 93 0-0 ② P6			C FF 99 F FF 97 B SL 84 S SL 83 1-3 ① 1-2 K	4	0	0	0	0	2	4
5 Freddie Freeman, L (1, 3) OBP: 0.333, SLG: 0.376		B CU 81 B SI 94 X SI 95 2-0 4 1B 2B		C CU 79 B FF 94 B FF 94 B SI 93 F SI 94 C CU 79 3-3 ① K		B CH 83 B CH 81 B SI 94 C FF 92 F SI 93 X FF 94 3-2 4 2-4 1B			C FF 99 F FF 97 B SL 84 B CH 87 F FF 98 F FF 100 X FF 100 2-2 ② G4-3 2-3	4	1	2	0	0	1	1
4 Joe Mather, R (1, 9) (1, 8) OBP: 0.429, SLG: 0.606		B FF 94 C FF 94 B FF 95 B FF 94 C CU 79 F CU 80 X CU 81 3-2 2-H 1B		B FF 94 B FF 94 B FF 94 B FF 92 4-0 BB		D CU 80 1-0 ③ 2-4 1-2	F FF 91 F SI 92 F FF 94 B FF 93 C FF 93 1-3 ① K		C FF 99 D FF 99 X FF 99 1-1 ③ G6-3	3	0	1	1	1	1	1
2 Alex Gonzalez, R (1, 6) OBP: 0.286, SLG: 0.387		C FF 94 B FF 93 1 SAFE X FF 92 1-1 ③ F9		C FF 93 1 SAFE F FF 93 S CU 81 0-3 ② K			X FF 92 0-0 ② G5-3			3	0	0	0	0	1	2
8 David Ross, R (1, 2) OBP: 0.359, SLG: 0.583			B FF 92 B FF 92 X FF 92 2-0 20 BB 14 1B 1B	C FF 93 B FF 93 F FF 93 X CU 81 1-2 ③ F9			F FF 93 B CU 80 B CU 79 C FF 93 B FF 94 F FF 93 F FF 94 X FF 94 3-2 ③ F8			3	0	1	0	0	0	1
Inning Stats	R: 0 H: 0 E: 0 LOB: 0 K: 0 BB: 0 S: 7 P: 10	R: 1 H: 2 E: 0 LOB: 1 K: 1 BB: 0 S: 14 P: 23	R: 0 H: 2 E: 0 LOB: 3 K: 1 BB: 1 S: 13 P: 26	R: 0 H: 0 E: 0 LOB: 1 K: 2 BB: 1 S: 9 P: 17	R: 0 H: 0 E: 0 LOB: 0 K: 0 BB: 0 S: 7 P: 11	R: 0 H: 1 E: 0 LOB: 1 K: 1 BB: 0 S: 7 P: 12	R: 0 H: 0 E: 0 LOB: 0 K: 1 BB: 0 S: 10 P: 14	R: 0 H: 0 E: 0 LOB: 0 K: 1 BB: 0 S: 8 P: 9	R: 0 H: 1 E: 0 LOB: 1 K: 1 BB: 0 S: 12 P: 17	1B: 5 SF: 0 2B: 1 SAC: 0 3B: 0 DP: 0 HR: 0 HBP: 0					WP: 1 PA: 34 PB: 0 SB: 0 CS: 0	

PITCHER		IP	WLS	BF	H	R	ER	SO	BB	IBB	HBP	BLK	WP	HR	S	P	ERA	WHIP
52 Tyler Chatwood, R ERA: 4.06	(1, 1)	7.0	W	28	5	1	1	6	2	0	0	0	0	0	67	113	1.29	1.000
37 Scott Downs, L ERA: 0.71	(8, 1)	1.0	H	3	0	0	0	1	0	0	0	0	0	0	8	9	0.00	0.000
51 Jordan Walden, R ERA: 2.95	(9, 1)	1.0	S	4	1	0	0	1	0	0	0	0	1	0	12	17	0.00	1.000

PITCHER	IP	WLS	BF	H	R	ER	SO	BB	IBB	HBP	BLK	WP	HR	S	P	ERA	WHIP

TOP

Atlanta Braves @ Los Angeles Angels

Angel Stadium of Anaheim, Anaheim, CA

Sun May 22 2011, 12:41 PM - 3:14 PM PDT

Att. 40,098 - Cloudy - 65 F

livebaseballscorecards.com

AB	32
R	1
H	6
RBI	1
BB	2
SO	8
LOB	12

BOTTOM

Atlanta Braves @ Los Angeles Angels

Angel Stadium of Anaheim, Anaheim, CA

Sun May 22 2011, 12:41 PM - 3:14 PM PDT

Att. 40,098 - Cloudy - 65 F

livebaseballscorecards.com

Batter	1	2	3	4	5	6	7	8	9	AB	R	H	RBI	BB	SO	LOB
13 Maicer Izturis, S (1, 4) OBP: 0.368, SLG: 0.447	C SI 87 B SI 87 B FC 84 F SI 87 B SI 87 X SI 88 3-2 53 G4-6-3 1B		B SI 87 X SL 80 1-0 1-3 2B		1 SAFE C SI 86 X SL 80 0-1 ① F8 1-2		C FF 86 F SL 72 F FF 88 C FF 87 0-3 ① K			4	0	2	0	0	1	1
2 Erick Aybar, S (1, 6) OBP: 0.349, SLG: 0.424	S SI 87 1 SAFE L SI 88 S SI 88 0-3 ① K		C SI 88 B CH 84 C SI 88 F CH 84 S SL 82 1-3 ③ K		F SI 88 S SI 87 X SI 88 0-2 ② G3-1 2-3		S SL 72 X SL 74 0-1 E5 53 2B 1B			4	1	1	0	0	2	4
53 Bobby Abreu, L (1, 10) OBP: 0.396, SLG: 0.363	1 SAFE B SI 88 X SI 88 1-0 ②③ G4-6-3 1-2f			C SI 87 B CH 82 F CH 83 B SL 81 B SL 81 B SL 80 4-2 48 HR BB	C SI 87 B SI 88 B SI 87 C SI 87 B SI 88 X SL 81 3-2 ③ G4-3		C SL 73 B SL 75 B SL 74 X FF 88 2-1 2-H 2B			3	1	1	1	1	0	2
48 Torii Hunter, R (1, 9) OBP: 0.314, SLG: 0.352		F SI 86 F SI 86 B SL 80 B SL 84 B SI 87 S SL 80 3-3 ① K		1 SAFE F SI 88 B SI 88 B FC 86 X SL 80 2-1 1-H HR		B SL 81 B SI 88 B SI 88 X SI 87 3-0 6 G4-3 28 G6-3 2B	B FF 92 B FF 93 F FF 92 X FF 93 2-1 ② F8			4	2	2	2	0	1	1
6 Alberto Callaspo, S (1, 5) OBP: 0.361, SLG: 0.386		C SI 88 X FC 85 0-1 ② F7		F SI 88 B SI 88 B CH 83 X SI 88 2-1 ① G3		F SL 80 B SI 87 D CH 82 X SI 87 2-1 ① G4-3 2-3	F FF 93 F FF 93 H FF 93 1-2 HBP			3	0	0	0	0	0	1
44 Mark Trumbo, R (1, 3) OBP: 0.315, SLG: 0.463		B SL 81 X SI 88 1-0 ③ G6-3		B SL 81 C SI 88 X SI 88 1-1 28 G6-3 2B		D SI 87 B FC 86 B SL 81 B SL 80 4-0 28 G6-3 BB	C SL 83 D SL 83 C CU 75 C FF 93 1-3 ③ K			3	0	1	0	1	1	2
28 Alexi Amarista, L (1, 7) OBP: 0.147, SLG: 0.250			C SI 85 B SI 87 S CH 82 X SL 78 1-2 ① G1-3	S SI 88 B SI 87 X SI 87 1-1 ② G6-3 2-3		B SI 87 1 SAFE X SI 88 1-0 ② G6-3 1-2 3-H		C SI 92 B SL 82 F FO 82 B FF 92 F FF 93 F FO 83 X FF 93 2-2 ① P6		4	0	0	1	0	0	2
5 Jeff Mathis, R (1, 2) OBP: 0.222, SLG: 0.271			B SI 87 S SI 88 B SI 88 B SI 88 B SI 86 4-1 13 2B BB	B SL 81 C SI 88 S SI 88 C SI 87 1-3 ③ K		D SL 80 S SL 80 B SI 88 B SI 87 S SL 80 F SL 81 F SI 88 B SI 88 4-2 BB		B FF 93 S FF 93 B FF 93 X FO 83 2-1 ② P6		2	0	0	0	2	1	1
25 Peter Bourjos, R (1, 8) OBP: 0.299, SLG: 0.383			S SL 80 1 SAFE B SL 79 C SL 79 D SI 87 S SL 80 2-3 ② K		B SL 79 B SI 87 C SI 86 B SI 87 B SI 87 4-1 2 G3-1 13 F8 BB	S SL 81 B SI 88 B SI 88 X SI 88 2-1 ③ F9		B FF 93 F FF 93 B SL 81 F FO 83 B SI 94 X FF 93 3-2 ③ F8		3	0	0	0	1	1	3
Inning Stats	R: 0 E: 0 K: 1 S: 7 H: 1 LOB: 0 BB: 0 P: 11	R: 0 E: 0 K: 1 S: 6 H: 0 LOB: 0 BB: 0 P: 10	R: 0 E: 0 K: 2 S: 12 H: 1 LOB: 2 BB: 1 P: 21	R: 2 E: 0 K: 1 S: 13 H: 2 LOB: 1 BB: 1 P: 24	R: 0 E: 0 K: 0 S: 9 H: 0 LOB: 1 BB: 1 P: 16	R: 1 E: 0 K: 0 S: 10 H: 1 LOB: 2 BB: 2 P: 26	R: 1 E: 1 K: 2 S: 15 H: 2 LOB: 2 BB: 0 P: 21	R: 0 E: 0 K: 0 S: 10 H: 0 LOB: 0 BB: 0 P: 17		1B: 2 2B: 4 3B: 0 HR: 1 SF: 0 SAC: 0 DP: 1 HBP: 1						

	AB	30
	R	4
	H	7
	RBI	4
	BB	5
	SO	7
	LOB	17

WP: 0 PB: 0 SB: 0 CS: 0 PA: 36

PITCHER		IP	WLS	BF	H	R	ER	SO	BB	IBB	HBP	BLK	WP	HR	S	P	ERA	WHIP
32 Derek Lowe, R ERA: 3.53	(1, 1)	6.0	L	27	5	3	3	5	5	0	0	0	0	1	57	108	4.50	1.667
52 George Sherrill, L ERA: 2.38	(7, 1)	0.1		3	2	1	1	1	0	0	0	0	0	0	8	10	27.00	6.000
43 Scott Proctor, R ERA: 2.45	(7, 1)	0.2		3	0	0	0	1	0	0	1	0	0	0	7	11	0.00	0.000
19 Scott Linebrink, R ERA: 5.87	(8, 1)	1.0		3	0	0	0	0	0	0	0	0	0	0	10	17	0.00	0.000

PITCHER	IP	WLS	BF	H	R	ER	SO	BB	IBB	HBP	BLK	WP	HR	S	P	ERA	WHIP

Batter	1	2	3	4	5	6	7	8	9	AB	R	H	RBI	BB	SO	LOB
1 Jordan Schafer, L (1, 8)	L SI 92 X SI 94 0-1 ① G4-3		B SI 91 T SI 90 B FF 91 B SI 91 B SI 92 4-1 14 2B BB		L SI 92 B FS 84 F SI 90 X FF 92 1-2 ① L6		B SI 91 F SI 92 C CU 78 X CU 77 1-2 ① F8		F FC 92 F FC 94 S CU 82 0-3 ③ K2-3	4	1	0	0	1	1	1
14 Martín Prado, R (1, 7) OBP: 0.326, SLG: 0.432	C SI 93 B SI 93 F SI 93 B FC 85 F SI 92 X SI 92 2-2 ② G5-3		1 SAFE X SI 91 0-0 1-H 2B		C SI 92 S FS 84 B FS 84 X SI 92 1-2 ② FC3-6 10 2B 1-2f		X SI 92 0-0 ② F8			4	0	1	1	0	0	1
10 Chipper Jones, S (1, 5) OBP: 0.351, SLG: 0.443	F SI 94 B SI 87 B SI 94 C SI 92 B FF 94 F SI 94 B SI 94 4-2 BB		X SI 93 0-0 ① G5-3		X SI 93 0-0 1-3 2B		B FS 85 X SI 92 1-0 ③ G4-3			3	0	1	0	1	0	1
16 Brian McCann, L (1, 2) OBP: 0.339, SLG: 0.396	C SI 92 B FS 85 F SI 92 F FC 85 F SI 93 F FF 93 F SI 94 S CU 79 1-3 ③ K		F FF 93 F FF 92 S FS 85 0-3 ② K		D CU 78 X CU 78 1-0 ③ G3			B SI 89 X SI 90 1-0 20 G5-6-3 1B		4	0	1	0	0	2	4
20 Eric Hinske, L (1, 9) OBP: 0.365, SLG: 0.525 26 Dan Uggla, R (8, 4) OBP: 0.256, SLG: 0.344		X SI 91 0-0 ① G3	C SI 93 B FC 85 B SI 89 F SI 90 B FS 84 F SI 93 F SI 94 C SI 92 3-3 ③ K			C SI 92 F FF 90 S CU 78 0-3 ① K		C SL 78 B FF 88 1 SAFE F SL 78 X SL 78 1-2 ① ② G5-6-3 1-2f		4	0	0	0	0	2	2
										0	0	0	0	0	0	0
2 Alex Gonzalez, R (1, 6) OBP: 0.295, SLG: 0.400		B SI 92 X SI 91 1-0 5 1B 7 SF9 1B		B SI 91 X SI 91 1-0 ① G6-3		B FS 85 X SI 92 1-0 5 G4-3 2B		X SI 86 0-0 1B		4	1	3	0	0	0	0
5 Freddie Freeman, L (1, 3) OBP: 0.332, SLG: 0.373		X SI 92 0-0 1-3 1B		B FF 92 X SI 92 1-0 ② G1-4-3		B CU 78 B SI 91 F SI 91 X SI 92 2-1 ② G4-3 2-3		F SL 78 B SI 85 F SI 85 X SL 78 1-2 ③ G3		4	0	1	0	0	0	2
7 Brooks Conrad, S (1, 4) OBP: 0.300, SLG: 0.174 4 Joe Mather, R (8, 9) OBP: 0.417, SLG: 0.588		D SI 92 C SI 92 C SI 92 1 SAFE X CU 78 1-2 ② SF9 3-H		X SI 92 0-0 ③ G3		I IN 68 I IN 73 I IN 72 I IN 72 4-0 IBB			B FF 91 B FF 90 F FF 91 F FC 92 S FC 93 2-3 ① K	1	0	0	1	1	0	0
										1	0	0	0	0	1	0
49 Jair Jurrjens, R (1, 1) OBP: 0.143, SLG: 0.100 39 Jonny Venters, L (8, 1) 30 Wilkin Ramirez, R (9, PH) 46 Craig Kimbrel, R (9, 1)		X SI 92 0-0 ③ G2-3			C SI 91 S SI 91 X FF 92 0-2 14 FC3-6 1B	B SI 92 S SI 91 X SI 92 1-1 ③ G4-3			B FC 92 C FF 91 S CU 80 B CU 83 S CU 82 2-3 ② K	3	0	1	0	0	0	3
										0	0	0	0	0	0	0
										1	0	0	0	0	1	0
										0	0	0	0	0	0	0

Atlanta Braves @ Pittsburgh Pirates

PNC Park, Pittsburgh, PA

Tue May 24 2011, 7:06 PM - 9:39 PM EDT

Att. 16,873 - Partly Cloudy - 76 F

TOP

livebaseballscorecards.com

AB	33
R	2
H	8
RBI	2
BB	3
SO	7
LOB	14

Inning Stats	1	2	3	4	5	6	7	8	9
	R: 0 E: 0 K: 1 S: 16	R: 1 E: 0 K: 0 S: 7	R: 1 E: 0 K: 2 S: 11	R: 0 E: 0 K: 0 S: 3	R: 0 E: 0 K: 0 S: 11	R: 0 E: 0 K: 1 S: 8	R: 0 E: 0 K: 0 S: 5	R: 0 E: 0 K: 0 S: 8	R: 0 E: 0 K: 3 S: 9
	H: 0 LOB: 1 BB: 1 P: 23	H: 2 LOB: 1 BB: 0 P: 9	H: 1 LOB: 1 BB: 1 P: 18	H: 0 LOB: 0 BB: 0 P: 5	H: 2 LOB: 2 BB: 0 P: 14	H: 1 LOB: 2 BB: 1 P: 16	H: 0 LOB: 0 BB: 0 P: 7	H: 2 LOB: 1 BB: 0 P: 11	H: 0 LOB: 0 BB: 0 P: 13

1B: 5 SF: 1
2B: 3 SAC: 0
3B: 0 DP: 1
HR: 0 HBP: 0

WP: 0 PA: 37
PB: 0
SB: 0
CS: 0

PITCHER	IP	WLS	BF	H	R	ER	SO	BB	IBB	HBP	BLK	WP	HR	S	P	ERA	WHIP
50 Charlie Morton, R (1, 1) ERA: 2.61	7.0	L	31	7	2	2	4	2	1	0	0	0	0	62	94	2.57	1.286
97 Joe Beimel, L (8, 1) ERA: 4.05	1.0		3	1	0	0	0	0	0	0	0	0	0	7	9	0.00	1.000
47 Evan Meek, R (9, 1) ERA: 5.0	1.0		3	0	0	0	3	0	0	0	0	0	0	9	13	0.00	0.000

PITCHER	IP	WLS	BF	H	R	ER	SO	BB	IBB	HBP	BLK	WP	HR	S	P	ERA	WHIP

Atlanta Braves @ Pittsburgh Pirates

PNC Park, Pittsburgh, PA

Tue May 24 2011, 7:06 PM - 9:39 PM EDT

Att. 16,873 - Partly Cloudy - 76 F

BOTTOM

Batter	1	2	3	4	5	6	7	8	9	AB	R	H	RBI	BB	SO	LOB
22 Andrew McCutchen, R (1, 8) OBP: 0.351, SLG: 0.463	C FC 88 X FF 88 0-1 ① G5-3		B FF 90 X CH 83 1-0 ② G3-1		C FF 91 C FF 92 D SL 82 X CH 84 1-2 ③ P4			C CH 82 X SL 77 0-1 ② F8		4	0	0	0	0	0	2
31 Jose Tabata, R (1, 7) OBP: 0.351, SLG: 0.361	C FF 89 C CH 84 B FF 91 X FF 91 1-2 ② G6-3		F CH 83 F FF 90 X FF 93 0-2 ③ G1-3			L SL 77 X FF 88 0-1 46 BB 1B		C SL 78 S SL 80 B SL 77 X FF 91 1-2 1B		4	0	2	0	0	0	0
46 Garrett Jones, L (1, 9) OBP: 0.355, SLG: 0.433 23 Matt Diaz, R (8, PH) OBP: 0.263, SLG: 0.299 47 Evan Meek, R (9, 1)	B SL 80 C CH 83 X CH 83 1-1 ③ G6-3			B FF 89 F FF 89 S FC 89 X CH 82 1-2 ① F7		D CH 83 1 SAFE 1 SAFE B CH 82 B CH 83 B FF 89 4-0 37 G1-6-3 1-2 BB		F SL 85 F SI 94 D SL 86 T SL 86 1-2 ③ K		2 1 0	0 0 0	0 0 0	0 0 0	1 0 0	0 1 0	0 1 0
18 Neil Walker, S (1, 4) OBP: 0.338, SLG: 0.437		C FF 88 X FF 90 0-1 ① F9		C FF 89 B CH 82 B CH 82 X FF 89 2-1 ② G4-3		C FF 89 X FF 91 0-1 ① P6			C FF 96 C KC 86 B FF 96 S KC 86 1-3 ① K	4	0	0	0	0	1	2
37 Lyle Overbay, L (1, 3) OBP: 0.287, SLG: 0.352		S CH 83 X FC 90 0-1 19 1B 1B		X CH 83 0-0 ③ G4-3		B CH 84 B CH 83 T CH 83 F FF 90 X CH 85 2-2 ②③ G1-6-3 1-2f			C FF 97 B FF 97 B KC 85 X FF 96 2-1 ② G4-3	4	0	1	0	0	0	2
2 Brandon Wood, R (1, 5) OBP: 0.261, SLG: 0.254 41 Ryan Doumit, S (9, PH) OBP: 0.354, SLG: 0.471		C FF 90 C FF 90 F FF 90 S SL 79 0-3 ② K			C FF 89 S SL 78 X FF 90 0-2 ① F8		B SL 78 B SL 78 B FF 89 C FF 88 F FF 89 X FF 88 3-2 ① P6		B FF 97 C FF 96 F KC 86 F KC 88 B FF 98 S KC 87 2-3 ③ K	3 1	0 0	0 0	0 0	0 0	1 1	1 0
19 Chris Snyder, R (1, 2) OBP: 0.341, SLG: 0.347		X FF 90 0-0 1-2 1B			X FF 89 0-0 5 1B 1B		S SL 80 C FF 90 F CH 82 B SL 75 B SL 78 F CH 83 F SI 91 S CH 84 2-3 ② K			3	0	2	0	0	1	0
5 Ronny Cedeno, R (1, 6) OBP: 0.316, SLG: 0.346		C SL 80 X CH 84 0-1 ③ L3			B FF 88 S SL 80 S SL 78 X SL 80 1-2 1B		B SL 77 C FF 87 F SI 88 B FF 89 B CH 83 X FF 89 3-2 ③ G1-3			3	0	1	0	0	0	2
50 Charlie Morton, R (1, 1) OBP: 0.048, SLG: 0.100 97 Joe Beimel, L (8, 1) 38 Xavier Paul, L (8, PH) OBP: 0.280, SLG: 0.292 (9, 9)			C FF 87 C FF 88 F SL 79 S SL 77 0-3 ① K		B FF 86 X FF 87 1-0 ② B5			B CH 82 C CH 81 B FF 89 F FF 88 F SL 79 S SL 79 2-3 ① K		2 0 1	0 0 0	0 0 0	0 0 0	0 0 0	1 0 1	2 0 0

Inning Stats	1	2	3	4	5	6	7	8	9
	R: 0 E: 0 K: 0 S: 7	H: 0 LOB: 0 BB: 0 P: 9	R: 0 E: 0 K: 1 S: 11	H: 2 LOB: 2 BB: 0 P: 11	R: 0 E: 0 K: 1 S: 8	H: 0 LOB: 0 BB: 0 P: 9	R: 0 E: 0 K: 0 S: 6	H: 0 LOB: 0 BB: 0 P: 9	R: 0 E: 0 K: 0 S: 11	H: 2 LOB: 2 BB: 0 P: 14	R: 0 E: 0 K: 0 S: 7	H: 1 LOB: 1 BB: 1 P: 13	R: 0 E: 0 K: 1 S: 12	H: 0 LOB: 0 BB: 0 P: 20	R: 0 E: 0 K: 2 S: 12	H: 1 LOB: 1 BB: 0 P: 16	R: 0 E: 0 K: 2 S: 9	H: 0 LOB: 0 BB: 0 P: 14

	AB	R	H	RBI	BB	SO	LOB
	32	0	6	0	1	7	12

	1B	SF	WP	PA
	6	0	0	33
	2B: 0	SAC: 0	PB: 0	
	3B: 0	DP: 1	SB: 0	
	HR: 0	HBP: 0	CS: 0	

PITCHER	IP	WLS	BF	H	R	ER	SO	BB	IBB	HBP	BLK	WP	HR	S	P	ERA	WHIP
49 Jair Jurrjens, R (1, 1) ERA: 1.56	7.2	W	29	6	0	0	4	1	0	0	0	0	0	71	97	0.00	0.913
39 Jonny Venters, L (8, 1) ERA: 0.63	0.1	H	1	0	0	0	1	0	0	0	0	0	0	3	4	0.00	0.000
46 Craig Kimbrel, R (9, 1) ERA: 2.74	1.0	S	3	0	0	0	2	0	0	0	0	0	0	9	14	0.00	0.000

PITCHER	IP	WLS	BF	H	R	ER	SO	BB	IBB	HBP	BLK	WP	HR	S	P	ERA	WHIP

livebaseballscorecards.com

Batter	1	2	3	4	5	6	7	8	9	10	11	AB	R	H	RBI	BB	SO	LOB
1 Jordan Schafer, L (1, 8) OBP: 0.300, SLG: 0.333	B FF 91 B FF 93 C FF 92 B FF 93 F FF 92 X FF 93 3-2 2 1B 10 1B 2B		M CU 75 B CU 77 T FF 94 B FF 94 F FF 95 X FF 93 2-2 ② F9		B CU 77 B FF 93 S FF 94 L FF 94 B CU 77 X FF 94 3-2 ② F8			X SI 94 0-0 16 WP 2 G1-3 1B		B FF 91 X FF 86 1-0 ② G6-3		5	1	2	0	0	0	2
2 Alex Gonzalez, R (1, 6) OBP: 0.298, SLG: 0.400	C FF 93 B CU 75 F FF 94 X FF 91 1-2 10 1B 2-3 1B		X FF 94 0-0 1B		D CU 77 S FF 93 S CU 79 S CU 79 1-3 ③ K			1 SAFE L CU 77 B SI 93 X SI 94 1-1 ① G1-3 1-2		B SL 79 C FF 90 F FF 90 F CU 67 B SI 91 B SL 77 X SI 85 3-2 ③ F8		5	0	2	0	0	1	3
10 Chipper Jones, S (1, 5) OBP: 0.347, SLG: 0.436	C FF 92 B CU 76 F FF 93 B CU 76 B FF 94 1 SAFE F FF 94 X FF 93 3-2 20 G4-6-3 1-3 3-H 1B		F FF 93 C CU 77 F FF 94 C CU 78 0-3 ③ K			B FF 92 S FF 93 X FF 93 1-1 ① P6		C FS 82 B FS 84 S SI 94 D CU 79 C CU 81 2-3 ② K			C CH 80 X SI 90 0-1 ① F7	5	0	1	1	0	2	2
16 Brian McCann, L (1, 2) OBP: 0.340, SLG: 0.393 30 Wilkin Ramirez, R (11, PR) 8 David Ross, R (11, 2) OBP: 0.359, SLG: 0.583	C CU 74 C CU 76 F FF 94 B CU 76 B FF 93 F CU 77 X FF 93 2-2 ① P6			B CH 80 X FF 91 1-0 ① G4-3		B CU 77 B FF 94 X FF 94 2-0 ② F9		C FS 83 B FS 84 B CU 79 B FS 86 F FS 84 B CU 79 4-2 2-3 BB			C CU 71 X FF 91 0-1 7 HR 1B	4 0 0	0 1 0	1 0 0	0 0 0	1 0 0	0 0 0	2 0 0
20 Eric Hinske, L (1, 7) OBP: 0.360, SLG: 0.548 39 Jonny Venters, L (8, 1) 52 George Sherrill, L (10, 1) 7 Brooks Conrad, S (11, PH) OBP: 0.323, SLG: 0.333 46 Craig Kimbrel, R (11, 1)	C CU 74 D CU 76 X FF 94 1-1 G4-6-3 1-2f			L FF 91 B CU 76 S CU 76 X FF 93 1-2 ② G3		B FF 94 X FF 94 1-0 HR		C CU 78 F SI 96 S CU 80 0-3 ③ K			1 SAFE B CH 78 F SI 87 C CU 71 X SL 80 1-2 1-H HR	4 0 0 1 0	1 0 0 1 0	1 0 0 1 0	1 0 0 2 0	0 0 0 0 0	1 0 0 0 0	4 0 0 0 0
26 Dan Uggla, R (1, 4) OBP: 0.250, SLG: 0.335		C FF 92 F CU 75 B FF 93 S CU 76 1-3 ① K		F FF 92 C FF 94 B FF 93 B CU 79 T CU 78 2-2 ③ K		C FF 94 B CU 79 X FF 92 1-1 ③ F9			B FF 98 B FF 98 B FF 97 C FF 97 X FF 96 3-1 ① G5-3		C SL 80 B SI 89 S CU 69 B FF 92 S CU 70 2-3 ② K	5	0	0	0	0	3	1
5 Freddie Freeman, L (1, 3) OBP: 0.328, SLG: 0.373		S FF 93 C FF 92 S FF 93 0-3 ② K		L FF 93 B FF 93 B CH 81 F FF 92 F FF 94 B CU 78 F FF 95 F FF 94 X FF 95 3-2 2B			B CH 84 B FF 91 X SI 90 2-0 ① F7		X FF 99 0-0 ② F8		S CH 83 F CU 74 B FF 91 F CH 79 B SI 90 S CU 70 2-3 ③ K	5	0	1	0	0	2	1
4 Joe Mather, R (1, 9) OBP: 0.375, SLG: 0.526		B FF 93 X FF 94 1-0 ③ F8		B CU 76 T FF 93 X FF 93 1-1 ① F8			C FF 92 B CU 79 X SL 85 1-1 ② F8		B FF 98 B FF 99 C FF 98 X FF 98 2-1 ③ F8			4	0	0	0	0	0	1
36 Mike Minor, R (1, 1) 43 Scott Proctor, R (6, 1) 24 Diory Hernandez, R (7, PH) OBP: 0.154, SLG: 0.154 34 Eric O'Flaherty, L (7, 1) 14 Martín Prado, R (8, 7) OBP: 0.325, SLG: 0.430			C FF 92 S FF 94 C CU 78 0-3 ① K		B FF 93 S FF 94 D CU 78 B FF 93 B FF 94 4-1 BB		B SL 84 F FF 91 C FF 93 C CU 79 1-3 ③ K			B SL 80 S SI 88 F FF 90 S CU 73 1-3 ① K		1 0 0 1 0	0 0 0 0 1	0 0 0 0 0	0 0 0 0 0	1 0 1 0 0	1 0 0 0 1	0 0 0 0 0
Inning Stats	R: 1 E: 0 K: 0 S: 17 H: 3 LOB: 1 BB: 0 P: 27	R: 0 E: 0 K: 2 S: 7 H: 0 LOB: 0 BB: 0 P: 9	R: 0 E: 0 K: 2 S: 12 H: 1 LOB: 1 BB: 0 P: 14	R: 0 E: 0 K: 1 S: 7 H: 0 LOB: 0 BB: 0 P: 11	R: 0 E: 0 K: 1 S: 15 H: 1 LOB: 2 BB: 1 P: 27	R: 1 E: 0 K: 0 S: 6 H: 1 LOB: 0 BB: 0 P: 11	R: 0 E: 0 K: 1 S: 6 H: 0 LOB: 0 BB: 0 P: 10	R: 0 E: 0 K: 2 S: 11 H: 1 LOB: 2 BB: 1 P: 18	R: 0 E: 0 K: 0 S: 5 H: 0 LOB: 0 BB: 0 P: 10	R: 0 E: 0 K: 1 S: 8 H: 0 LOB: 0 BB: 0 P: 13	R: 2 E: 0 K: 2 S: 14 H: 2 LOB: 1 BB: 0 P: 19	1B: 5 2B: 2 3B: 0 HR: 2 SF: 0 SAC: 0 DP: 1 HBP: 0			WP: 1 PB: 0 SB: 0 CS: 0	PA: 43		

PITCHER		IP	WLS	BF	H	R	ER	SO	BB	IBB	HBP	BLK	WP	HR	S	P	ERA	WHIP
53 James McDonald, R ERA: 5.23	(1, 1)	6.0		24	6	2	2	6	1	0	0	0	0	1	64	99	3.00	1.167
25 Daniel McCutchen, R ERA: 0.42	(7, 1)	1.0		3	0	0	0	1	0	0	0	0	0	0	6	10	0.00	0.000
43 Jose Veras, R ERA: 2.61	(8, 1)	1.0		5	1	0	0	2	1	0	0	0	1	0	11	18	0.00	2.000
Joel Hanrahan, R ERA: 1.59	(9, 1)	1.0		3	0	0	0	0	0	0	0	0	0	0	5	10	0.00	0.000
27 Jeff Karstens, R ERA: 3.57	(10, 1)	2.0	L	8	2	2	2	3	0	0	0	0	0	1	22	32	9.00	1.000

PITCHER	IP	WLS	BF	H	R	ER	SO	BB	IBB	HBP	BLK	WP	HR	S	P	ERA	WHIP

TOP

Atlanta Braves @ Pittsburgh Pirates

PNC Park, Pittsburgh, PA

Wed May 25 2011, 12:37 PM - 3:52 PM EDT

Att. 21,497 - Partly Cloudy - 76 F

livebaseballscorecards.com

AB	41
R	4
H	9
RBI	4
BB	2
SO	12
LOB	16

Batter	1	2	3	4	5	6	7	8	9	10	11	AB	R	H	RBI	BB	SO	LOB
31 Jose Tabata, R (1, 7) OBP: 0.358, SLG: 0.364	B FF 90 C FF 89 X FF 91 1-1 G3-1		C SL 84 S CH 83 X FF 92 0-2 51 S 51 1B 1B	F KC 80 X FF 91 0-1 L5	C FF 90 X CH 83 0-1 F7	F KC 80 X CH 84 0-1 L4	B SI 93 B SI 92 C SI 94 F SL 85 B SI 94 X SI 93 3-2 51 CS 1B	T SI 96 B SI 95 X SI 94 1-1 E4 41 G5-4-3	I IN 74 I IN 77 I IN 78 I IN 77 4-0 IBB	C FF 87 B FF 88 B SL 71 X FF 87 2-1 G6-3		4	1	2	0	1	0	0
51 Steve Pearce, R (1, 5) OBP: 0.345, SLG: 0.400 (10, 3)	C FF 92 X FF 92 0-1 18 FC6-4 22 BB 1B		B FF 89 S CH 84 F FF 90 F CH 84 B KC 82 F KC 80 B FF 91 X FF 91 3-2 22 G4-6-3 1-H 1B		S CH 83 F FF 90 C FF 91 0-3 K	B FF 90 C FF 82 F CH 82 S FF 91 1-3 K	C SI 92 1 SAFE B SI 93 B SI 91 1 SAFE X SI 94 2-1 1-2 HR		C SI 95 D SL 87 X SI 96 1-1 G5-2-3 3-Hf	C FF 86 B FF 87 C FF 88 C FF 90 1-3 K		5	1	3	2	0	1	3
22 Andrew McCutchen, R (1, 8) OBP: 0.348, SLG: 0.453	B FF 90 B CH 83 C CH 82 1 SAFE B FF 90 T SI 91 F FF 89 B FF 91 4-2 18 FC6-4 1-2 BB		B FF 89 1 SAFE X CH 83 1-0 G4-6-3 1-2f		F KC 80 X CH 84 0-1 L4		F SI 92 S CH 87 F FF 92 B CH 88 B SL 84 X FF 92 2-2 G5-3					4	0	0	0	1	0	1
18 Neil Walker, S (1, 4) OBP: 0.330, SLG: 0.425	B FF 92 C FF 91 X CH 84 1-1 FC6-4 1-2f 2-3		B CH 84 C CH 83 C FF 92 S CH 84 1-3 K			B FF 90 C FF 89 C CH 82 F CH 82 S FF 91 1-3 K		T SI 96 B SI 95 X SI 94 1-1 E4 41 G5-4-3		C FF 86 B FF 87 C FF 88 C FF 90 1-3 K		5	0	0	0	0	3	2
41 Ryan Doumit, S (1, 2) OBP: 0.337, SLG: 0.446	D KC 82 S FF 92 C FF 92 F KC 82 C CH 84 1-3 K			F KC 80 X FF 91 0-1 L5		C CH 83 X CH 83 0-1 F9		1 SAFE B SI 95 D SI 94 F SI 95 F SI 95 1 SAFE X SI 96 2-2 G5-4-3 1-2f		C FF 88 B FF 89 X FF 87 1-1 F9		5	0	0	0	0	1	3
23 Matt Diaz, R (1, 9) OBP: 0.277, SLG: 0.313 38 Xavier Paul, L (6, PR) OBP: 0.269, SLG: 0.280 (7, 9)		C FF 92 F FF 90 F FF 91 B KC 81 F FF 92 F CH 84 B FF 91 X FF 92 2-2 5 FC3-6 1B		C FF 91 X CH 84 0-1 G6-3		S FF 89 S FF 90 B CH 82 X FF 90 1-2 37 1B 1B		F SI 96 S SL 86 S SL 86 0-3 K		B FF 96 X FF 94 1-0 P5		3 2	0 0	2 0	0 0	0 1	0 0	0 0
37 Lyle Overbay, L (1, 3) OBP: 0.298, SLG: 0.364 3 Pedro Ciriaco, R (9, PR) (10, 5)		C FF 91 X FF 91 0-1 F7		X SL 86 0-0 2B		1 SAFE C FF 91 B FF 90 B FF 89 X FF 89 2-1 1-2 1B		B SI 94 C SI 94 B SI 95 S SI 94 F SI 96 B SL 87 B SI 96 4-2 19 SH5-4 5 E 51 G5-2-3 BB		F FF 96 S FF 95 X FF 97 0-2 P4		3 1	0 0	2 0	0 0	1 0	0 0	1 0
5 Ronny Cedeno, R (1, 6) OBP: 0.312, SLG: 0.336		F CH 84 X FF 92 0-1 FC3-6 1-2f		I IN 71 I IN 71 I IN 73 I IN 71 4-0 IBB		C SL 82 C SL 82 B FF 93 X SL 81 1-2 G3		T SI 94 1 SAFE L SI 95 D SL 87 1 SAFE B SI 94 F SI 94 X SL 87 2-2 FC1 19 SH5-4 1-2		F FF 96 S FF 97 F KC 87 F FF 96 X KC 87 0-2 G5-3		4	0	0	0	1	0	4
53 James McDonald, L (1, 1) OBP: 0.150, SLG: 0.105 25 Daniel McCutchen, R (7, 1) 2 Brandon Wood, R (7, PH) OBP: 0.257, SLG: 0.250 43 Jose Veras, R (8, 1) Joel Hanrahan, R (9, 1) 19 Chris Snyder, R (9, PH) OBP: 0.347, SLG: 0.347 27 Jeff Karstens, R (10, 1) OBP: 0.133, SLG: 0.133		C FF 90 C SL 85 B SL 85 B SI 93 X FF 90 2-2 G6-3		M SI 90 B FF 90 C FF 90 F KC 81 S FF 92 1-3 K			C SI 90 X FF 93 0-1 P3		B SI 94 X SI 94 1-0 SH5-4 1-2 2-3			2 0 1 0 0 0 0	0 0 0 0 0 0 0	0 0 0 0 0 0 0	0 0 0 0 0 0 0	1 0 0 0 0 0 0	0 0 0 0 0 0 0	3 0 0 0 0 0 0
Inning Stats	R: 0 H: 1 E: 0 LOB: 2 K: 1 BB: 1 S: 13 P: 20	R: 0 H: 1 E: 0 LOB: 1 K: 0 BB: 0 S: 13 P: 17	R: 1 H: 2 E: 0 LOB: 0 K: 1 BB: 0 S: 12 P: 17	R: 0 H: 1 E: 0 LOB: 2 K: 1 BB: 1 S: 9 P: 14	R: 0 H: 0 E: 0 LOB: 0 K: 1 BB: 0 S: 7 P: 7	R: 0 H: 2 E: 0 LOB: 2 K: 1 BB: 0 S: 14 P: 19	R: 1 H: 2 E: 0 LOB: 0 K: 0 BB: 0 S: 11 P: 18	R: 0 H: 0 E: 1 LOB: 0 K: 1 BB: 0 S: 8 P: 11	R: 0 H: 0 E: 1 LOB: 0 K: 0 BB: 0 S: 10 P: 11	R: 0 H: 0 E: 0 LOB: 2 K: 1 BB: 2 S: 7 P: 22	R: 0 H: 0 E: 0 LOB: 0 K: 0 BB: 0 S: 7 P: 11	R: 0 H: 0 E: 0 LOB: 0 K: 0 BB: 0 S: 9 P: 10	1B: 7 2B: 1 3B: 0 HR: 1	SF: 0 SAC: 1 DP: 3 HBP: 0	WP: 0 PB: 0 SB: 1 CS: 1	PA: 44			

PITCHER		IP	WLS	BF	H	R	ER	SO	BB	IBB	HBP	BLK	WP	HR	S	P	ERA	WHIP
36 Mike Minor, L ERA: 5.4	(1, 1)	5.2		25	7	1	1	5	1	1	0	0	0	0	65	90	1.59	1.412
43 Scott Proctor, R ERA: 2.25	(6, 1)	0.1	H	1	0	0	0	0	0	0	0	0	0	0	3	4	0.00	0.000
34 Eric O'Flaherty, L ERA: 1.38	(7, 1)	1.0	B	4	2	1	1	0	0	0	0	0	0	1	11	18	9.00	2.000
39 Jonny Venters, L ERA: 0.59	(8, 1)	2.0		8	0	0	0	1	1	1	0	0	0	0	18	33	0.00	0.500
52 George Sherrill, L ERA: 2.19	(10, 1)	1.0	W	3	0	0	0	1	0	0	0	0	0	0	7	11	0.00	0.000

PITCHER		IP	WLS	BF	H	R	ER	SO	BB	IBB	HBP	BLK	WP	HR	S	P	ERA	WHIP
46 Craig Kimbrel, R ERA: 2.63	(11, 1)	1.0	S	3	0	0	0	0	0	0	0	0	0	0	9	10	0.00	0.000

BOTTOM

Atlanta Braves @ Pittsburgh Pirates

PNC Park, Pittsburgh, PA

Wed May 25 2011, 12:37 PM - 3:52 PM EDT

Att. 21,497 - Partly Cloudy - 76 F

livebaseballscorecards.com

AB	39
R	2
H	9
RBI	2
BB	4
SO	7
LOB	17

Cincinnati Reds @ Atlanta Braves

Turner Field, Atlanta, GA

Fri May 27 2011, 7:37 PM - 11:02 PM EDT

Att. 30,701 - Partly Cloudy - 80 F

TOP

livebaseballscorecards.com

Batter	1	2	3	4	5	6	7	8	9	AB	R	H	RBI	BB	SO	LOB
6 Drew Stubbs, R (1, 8) OBP: 0.331, SLG: 0.401	C FF 92 B CU 75 B CU 76 F FF 94 B FF 94 S FF 92 3-3 ① **K**		C SL 82 F FF 91 S SL 83 0-3 ① **K**		C FF 92 S CU 75 B SL 79 F CU 75 F FF 91 X CU 75 1-2 ① **G6-3**	B FO 84 X SI 92 1-0 ② **F9** 2-3		B SL 84 C FF 94 B CU 77 B SL 83 F FF 94 C CU 76 3-3 ② **K** 1-2	F FF 97 1 SAFE B KC 86 1 SAFE S KC 86 B KC 87 C KC 85 2-3 ③ **K**	6	0	0	0	0	4	5
4 Brandon Phillips, R (1, 4) OBP: 0.371, SLG: 0.434	C SL 82 B FF 94 S FF 94 B SL 85 B SL 84 F FF 94 X FF 94 3-2 ② **G3**		B FF 94 D CH 84 F FF 93 B FF 95 F FF 94 B FF 94 4-2 **BB**		C FF 93 F FF 92 B FF 92 F FF 93 X FF 93 1-2 **19 F7 32 1B 19 S 1B**	C FF 94 D SL 83 X SL 82 1-1 ③ **G4-3**		B SL 83 B SL 84 B FF 94 B FF 94 4-0 **19 1B BB**		3	1	1	0	2	0	2
19 Joey Votto, L (1, 3) OBP: 0.452, SLG: 0.522	F FF 93 C FF 93 X CU 76 0-2 ③ **G4-3**		C CU 76 C CU 77 B FF 94 B FF 94 X CU 76 2-2 ② **F9** 2-3		1 SAFE S SL 81 1 SAFE B FF 91 S CU 76 X FF 92 1-2 ② **F7** 1-3		B FF 94 C FO 82 B SL 81 B FF 93 B FF 93 4-1 **15 G6-3 27 1B BB**	B SL 83 C SL 84 F SL 85 X SL 84 1-2 **27 FC6-4 1B** 1-2 2-3		4	0	1	0	1	0	3
27 Scott Rolen, R (1, 5) OBP: 0.312, SLG: 0.421		C SL 84 B SL 82 X SL 82 1-1 **15 2B 1B**	D SL 83 B FF 93 C FF 93 1 SAFE B SL 85 F FF 94 X FF 94 3-2 ③ **G6-3**		D CU 74 C SL 81 B FF 93 B CH 81 B FF 93 4-1 **32 1B BB**		F FF 94 B FF 94 1 SAFE 1 SAFE F FO 83 X SL 82 1-2 **15 G6-3 1B**	D SI 91 B SI 91 X SI 92 2-0 ③ **FC6-4** 1-2f		4	1	2	0	1	0	5
32 Jay Bruce, L (1, 9) OBP: 0.354, SLG: 0.550		D FF 92 B CH 81 X CH 81 2-0 ① **P5**		B CU 74 F CH 81 C CU 75 B CU 76 X FF 93 2-2 ① **F8**	B SL 74 C SL 74 B SL 75 B SL 75 X SL 74 3-1 **1-2 3-H 1B**		F FF 91 B FO 83 F FO 83 F SL 82 T FF 93 1-2 ① **K**		B KC 86 B FF 97 B FF 95 B FF 95 4-0 **55 HR BB**	4	1	1	1	1	1	3
15 Fred Lewis, L (1, 7) OBP: 0.292, SLG: 0.370 66 Logan Ondrusek, R (7, 1) 45 Bill Bray, L (8, 1) 40 Nick Masset, R (8, 1) 43 Miguel Cairo, R (9, PH) OBP: 0.361, SLG: 0.387 29 Ryan Hanigan, R (9, 2) OBP: 0.349, SLG: 0.347		B FF 92 1 SAFE S FF 92 X FF 92 1-1 **1-H 2B**		F FF 92 C SL 81 B CU 76 B CU 76 F FF 93 B SL 81 B FF 94 4-2 **55 E 7 SH1-3 55 FC1 BB**	C FF 88 X SL 75 0-1 ③ **F7**		C FF 92 B FF 92 B SL 82 B FF 92 F FF 93 X FF 95 3-2 ② **G6-3** 1-2 2-3		B KC 87 F FF 96 1 SAFE L FF 96 S KC 89 1-3 ① **K**	3 0 0 0 0 1 0	1 0 0 0 0 0 0	1 0 0 0 0 0 0	1 0 0 0 0 1 0	1 0 0 0 0 0 0	0 0 0 0 0 1 0	4 0 0 0 0 1 0
55 Ramon Hernandez, R (1, 2) OBP: 0.368, SLG: 0.569 48 Francisco Cordero, R (9, 1)		F FF 92 S SL 83 B SL 82 B FF 93 X SL 83 2-2 ② **G5-3**		S SL 80 C FF 94 F FF 92 X FF 92 0-2 **FC1 44 WP 7 SH1-3** 1-3		F FF 93 B SL 82 B FO 84 X FF 94 2-1 **E3 6 F9 44 E**	C SI 93 X SL 81 0-1 ③ **G6-3**		S FF 97 1 SAFE X FF 97 0-1 **1-H HR**	5 0	1 0	1 0	2 0	0 0	0 0	4 0
7 Paul Janish, R (1, 6) OBP: 0.239, SLG: 0.248		C FF 94 B FF 94 F SL 83 S FF 95 1-3 ③ **K**		1 SAFE B FF 93 1 SAFE B FF 92 X FF 93 2-0 ② **SH1-3** 1-2 3-H		B FF 95 X FF 94 1-0 ① **F9**		C FF 94 B FF 94 X FF 93 1-1 ① **F9**	B FF 97 B FF 98 C FF 95 X FF 96 2-1 ② **L8**	4	0	0	1	0	1	2
44 Mike Leake, R (1, 1) OBP: 0.250, SLG: 0.313 28 Chris Heisey, R (7, 7) OBP: 0.344, SLG: 0.459			B FF 92 X FF 92 1-0 **19 F9 2B**	S SL 82 S SL 81 C SL 80 0-3 ③ **K** 2-3		L FF 95 X FF 95 0-1 **FC1** 1-2		S FF 93 X SL 82 0-1 **19 1B 6 S 1B**	B FF 96 S FF 96 X FF 97 1-1 **1B**	3 2	0 0	1 2	0 0	0 0	1 0	2 0

	AB	R	H	RBI	BB	SO	LOB
	39	5	10	5	6	8	31

Inning Stats	1	2	3	4	5	6	7	8	9	1B	SF	WP	PA
	R: 0 E: 0 K: 1 S: 10	H: 0 LOB: 0 BB: 0 P: 16	R: 1 E: 0 K: 1 S: 11	H: 2 LOB: 1 BB: 0 P: 18	R: 0 E: 0 K: 1 S: 12	H: 1 LOB: 2 BB: 1 P: 22	R: 1 E: 1 K: 1 S: 14	H: 0 LOB: 1 BB: 1 P: 22	R: 1 E: 0 K: 0 S: 17	H: 2 LOB: 2 BB: 1 P: 27	R: 0 E: 2 K: 0 S: 8	H: 0 LOB: 2 BB: 0 P: 13	R: 0 E: 0 K: 1 S: 14	H: 1 LOB: 2 BB: 1 P: 23	R: 0 E: 0 K: 1 S: 11	H: 2 LOB: 3 BB: 1 P: 22	R: 2 E: 0 K: 2 S: 12	H: 2 LOB: 1 BB: 1 P: 22	1B: 7 2B: 2 3B: 0 HR: 1	SF: 0 SAC: 1 DP: 0 HBP: 0	WP: 1 PB: 0 SB: 2 CS: 0	PA: 46

PITCHER		IP	WLS	BF	H	R	ER	SO	BB	IBB	HBP	BLK	WP	HR	S	P	ERA	WHIP
48 Tommy Hanson, R ERA: 2.8	(1, 1)	4.2	L	22	4	3	2	4	3	0	0	0	1	0	60	98	3.86	1.500
52 George Sherrill, L ERA: 2.13	(5, 1)	0.1		2	1	0	0	0	0	0	0	0	0	0	4	7	0.00	3.000
19 Scott Linebrink, R ERA: 5.19	(6, 1)	2.0		10	1	0	0	1	1	0	0	0	0	0	22	36	0.00	1.000
43 Scott Proctor, R ERA: 1.93	(8, 1)	0.2		4	1	0	0	1	1	0	0	0	0	0	7	15	0.00	3.000
34 Eric O'Flaherty, L ERA: 1.37	(8, 1)	0.1		2	1	0	0	0	0	0	0	0	0	0	4	7	0.00	3.000

PITCHER		IP	WLS	BF	H	R	ER	SO	BB	IBB	HBP	BLK	WP	HR	S	P	ERA	WHIP
46 Craig Kimbrel, R ERA: 3.24	(9, 1)	1.0		6	2	2	2	2	1	0	0	0	0	1	12	22	18.00	3.000

Batter	1	2	3	4	5	6	7	8	9	AB	R	H	RBI	BB	SO	LOB
1 Jordan Schafer, L (1, 8) OBP: 0.400, SLG: 0.385	C SI 89 B FC 88 B CH 83 X SI 90 2-1 14 G5-4-3 1B		L SI 89 X FC 90 0-1 ② G4-3		X CH 85 0-0 14 FC6-4 1B 1-2		B SI 93 X FF 91 1-0 ② P5		B FF 92 B FF 92 B FF 91 C FF 92 B FF 92 4-1 10 DI BB	4	0	2	0	1	0	1
14 Martín Prado, R (1, 7) OBP: 0.322, SLG: 0.425	B FC 88 1 SAFE 1 SAFE F SI 89 1 SAFE F FC 89 1 SAFE 1 SAFE F SL 83 2-2 B SI 92 1 SAFE X SI 84 1-2f ① ② G5-4-3		B SI 92 B FC 90 C SI 90 F FC 90 B SI 92 X SI 92 3-2 ③ 1B		B SI 90 X CH 85 1-0 ③ FC6-4 1-2f		C FC 90 B FF 92 D FC 90 C CU 77 D SI 91 X FC 90 3-2 ③ F9		C CU 80 X SL 88 0-1 ② F8	5	0	1	0	0	0	5
10 Chipper Jones, S (1, 5) OBP: 0.353, SLG: 0.431	B FF 90 B SI 92 B CH 84 F SI 92 B SI 92 4-1 16 BB BB			C KC 76 B SI 91 B FF 89 B SI 90 B SI 90 4-1 26 L5-4 16 1B BB		X KC 76 0-0 ① F7		C FF 90 B FF 91 F CH 86 B SL 85 B SL 84 B FF 91 4-2 5 BB 26 1B BB	B CH 84 C FF 93 X CU 79 1-1 ③ F8 1-2	2	0	0	0	3	0	1
16 Brian McCann, L (1, 2) OBP: 0.349, SLG: 0.404	B KC 78 B SI 89 B CH 82 B FC 89 4-0 1-2 BB			B FC 88 X SI 90 1-0 1-2 1B		C FC 86 B SI 85 F KC 79 X SL 83 1-2 20 1B 26 SF8 2B		S SL 84 B FF 91 F SL 86 F SL 85 B SL 85 B FF 92 F SL 86 F SL 85 S FF 92 3-3 ① K		3	1	2	0	1	1	1
20 Eric Hinske, L (1, 9) OBP: 0.355, SLG: 0.534	X CH 82 0-0 ③ F7			C KC 78 B SI 90 B CH 84 X CH 84 2-1 ① F7		B CH 83 B FF 87 C KC 77 B FC 87 F FC 89 X FC 89 3-2 2-3 1B		B SL 85 C SI 92 X SL 86 1-1 ② F8		4	0	1	0	0	0	5
26 Dan Uggla, R (1, 4) OBP: 0.250, SLG: 0.335		B SI 90 B SL 82 B SI 90 C SI 89 F FC 89 F FC 91 F SI 86 X SL 85 3-2 ① F7	C SL 83 B SL 84 B FC 90 F SL 83 B SI 92 F FF 90 X SI 91 3-2 ② ③ L5-4 2-2		X SI 89 0-0 ② SF8 3-H		B SI 94 C SL 80 B SL 83 X SL 81 2-1 5 BB 1-2 1B		3	0	1	1	0	0	2
5 Freddie Freeman, L (1, 3) OBP: 0.326, SLG: 0.367		B SI 91 B CH 84 F SI 91 B SI 92 F FF 91 X SL 84 3-2 ② F7			B FC 88 S CH 82 B CH 84 C SI 90 F SL 84 S SL 84 2-3 ① K	B KC 78 B CH 83 T SI 89 F SI 90 F SL 84 F SI 87 X FC 89 2-2 ③ G3		F SI 97 F FS 89 D SL 83 F FF 96 D FS 89 F SI 96 D SL 82 B SL 80 4-2 2 FC6-4 1-2 2-3 BB		3	0	0	0	1	1	1
2 Alex Gonzalez, R (1, 6) OBP: 0.297, SLG: 0.397		X SI 88 0-0 ③ F9			C SI 90 X SI 90 0-1 1 1B		B FF 92 X FF 93 1-0 ① G5-3	C SL 81 X SI 96 0-1 ③ FC6-4 1-2f		4	0	1	0	0	0	3
48 Tommy Hanson, R (1, 1) 52 George Sherrill, L (0, 1) 30 Wilkin Ramirez, R (0, PH) 19 Scott Linebrink, R (0, 1) 24 Diory Hernandez, R (0, PH) RF: 0 PO: 0 A: 0 E: 0 DP: 0 FPCT: .000 43 Scott Proctor, R (0, 1) 34 Eric O'Flaherty, L (0, 1) 46 Craig Kimbrel, R (0, 1) 7 Brooks Conrad, S (0, PH) RF: 0 PO: 0 A: 0 E: 0 DP: 0 FPCT: .000 3B: 0 PO: 0 A: 1 E: 0 DP: 0 FPCT: 1.000 OBP: 0.316, SLG: 0.320			C SI 86 X SL 80 0-1 ① G5-3		C SL 83 F SI 91 B SI 85 S KC 84 1-3 ② K		C FF 94 B FF 91 C CU 79 F FF 92 X CH 83 1-2 1B		C FF 92 S CU 79 B CH 86 C CU 80 1-3 ① K	1 0 1 0 1 0 0 0 1	0 0 0 0 0 0 0 0 0	0 0 0 0 1 0 0 0 0	0 0 0 0 0 0 0 0 0	0 0 1 0 0 0 0 0 1	0 0 1 0 0 0 0 0 0	0 0 1 0 0 0 0 0 0
Inning Stats	R: 0 E: 0 K: 0 S: 8 H: 1 LOB: 2 BB: 2 P: 20	R: 0 E: 0 K: 0 S: 9 H: 0 LOB: 0 BB: 0 P: 15	R: 0 E: 0 K: 0 S: 7 H: 1 LOB: 1 BB: 0 P: 10	R: 0 E: 0 K: 0 S: 8 H: 1 LOB: 1 BB: 1 P: 18	R: 0 E: 0 K: 2 S: 11 H: 2 LOB: 2 BB: 0 P: 15	R: 1 E: 0 K: 0 S: 13 H: 2 LOB: 1 BB: 0 P: 19	R: 0 E: 0 K: 0 S: 9 H: 1 LOB: 1 BB: 0 P: 15	R: 0 E: 0 K: 1 S: 18 H: 1 LOB: 3 BB: 2 P: 32	R: 0 E: 0 K: 1 S: 8 H: 0 LOB: 1 BB: 1 P: 14	1B: 8 2B: 2 3B: 0 HR: 0 SF: 1 SAC: 0 DP: 2 HBP: 0						

BOTTOM

Cincinnati Reds @ Atlanta Braves

Turner Field, Atlanta, GA

Fri May 27 2011, 7:37 PM - 11:02 PM EDT

Att. 30,701 - Partly Cloudy - 80 F

livebaseballscorecards.com

AB	32
R	1
H	9
RBI	1
BB	6
SO	4
LOB	20

PITCHER		IP	WLS	BF	H	R	ER	SO	BB	IBB	HBP	BLK	WP	HR	S	P	ERA	WHIP
44 Mike Leake, R ERA: 5.1	(1, 1)	6.0	W	25	7	1	1	2	3	0	0	0	0	0	56	97	1.50	1.667
66 Logan Ondrusek, R ERA: 1.86	(7, 1)	1.0	H	4	1	0	0	0	0	0	0	0	0	0	9	15	0.00	1.000
45 Bill Bray, L ERA: 1.42	(8, 1)	0.2	H	3	0	0	0	1	1	0	0	0	0	0	10	18	0.00	1.500
40 Nick Masset, R ERA: 3.9	(8, 1)	0.1	H	3	1	0	0	0	1	0	0	0	0	0	8	14	0.00	6.000
48 Francisco Cordero, R ERA: 1.85	(9, 1)	1.0		4	0	0	0	1	1	0	0	0	0	0	8	14	0.00	1.000

PITCHER	IP	WLS	BF	H	R	ER	SO	BB	IBB	HBP	BLK	WP	HR	S	P	ERA	WHIP

Batter	1	2	3	4	5	6	7	8	9	10	11	12	AB	R	H	RBI	BB	SO	LOB
6 Drew Stubbs, R (1, 8) OBP: 0.333, SLG: 0.406	C SI 87 B SI 90 B SI 89 X SI 88 2-1 27 WP 19 S 1B		C SI 89 B SI 87 F SL 80 F CH 84 X SL 80 1-2 27 BB 4 G6-3 1B	F SI 87 X SI 89 0-1 4 2B 1-H 2-H 3-H 2B	C SL 82 X SL 82 0-1 ③ F8			X SI 97 0-0 ① G6-3	B FF 97 S FF 97 B FF 97 C FF 97 X KC 89 2-2 ① G1-3	B SI 92 C SI 92 F SL 82 B SL 80 X FF 92 2-2 ② ③ G6-3 1-2f	7	1	3	3	0	0	3
4 Brandon Phillips, R (1, 4) OBP: 0.370, SLG: 0.436	B SI 89 1 SAFE 1 SAFE X SI 87 1-0 ① F7		B SL 80 D SI 88 1 SAFE X SI 89 2-0 ② G6-3 1-2	X SI 88 0-0 19 1B 2-H 2B		C SL 82 B SL 82 F SL 82 X CH 86 1-2 ① G2-3		C SI 96 X SI 97 0-1 ② G3	B FF 96 C KC 87 S KC 90 B FF 98 X KC 89 2-2 19 G4-6-3 1B		6	1	2	1	0	0	2
19 Joey Votto, L (1, 3) OBP: 0.458, SLG: 0.521	1 SAFE C SI 88 B CH 84 B CH 84 B SI 88 B CH 84 4-1 27 WP 1-2 BB		D CH 84 B SI 88 B SI 89 F CH 84 B SI 89 4-1 27 BB BB	X CH 83 0-0 2-H 1B		B SL 81 B CH 84 F CH 84 X SI 90 2-1 ② G3-1		B SI 97 S SI 97 B SL 87 C SL 86 X SL 87 2-2 27 1B 1B	B FF 96 C FF 97 1 SAFE B FF 97 X KC 89 2-2 ② ③ G4-6-3 1-2f		4	0	2	1	2	0	1
27 Scott Rolen, R (1, 5) OBP: 0.321, SLG: 0.415	S SL 81 C SL 80 B SI 88 B CH 84 D SL 82 B CH 83 4-2 32 G6-3 1-2 2-3 BB		B SI 89 B SL 82 2 SAFE B SI 89 B SI 87 4-0 1-2 2-3 BB	C SI 88 1 SAFE 1 SAFE 1 SAFE F SI 90 X SL 84 0-2 ② F9		X SI 90 0-0 ③ G1-3		B SI 97 X SI 95 1-0 ③ 1-3 1B		B FF 92 B FO 82 S FF 91 F FF 92 X FF 94 2-2 ① G4-3		4	0	1	0	2	0	1
32 Jay Bruce, L (1, 9) OBP: 0.344, SLG: 0.533	C CH 84 F SL 82 B CH 84 F CH 84 F CH 84 X SI 90 1-2 ② ③ G6-3 1-2f		B CH 84 B SI 88 X SI 89 2-0 ③ G3-1	C CH 81 B SI 90 1 SAFE X CH 83 1-1 ③ G4-3			B FF 92 C CU 76 B CU 74 S SL 84 B FF 94 F FF 94 X CU 77 3-2 ① G4-3	S SI 96 F SI 96 S SL 86 0-3 ① K		S SI 92 B SL 81 X SL 81 1-1 ② F8		6	0	0	0	0	1	7
31 Jonny Gomes, R (1, 7) OBP: 0.317, SLG: 0.390 66 Logan Ondrusek, R (9, 1) 55 Ramon Hernandez (1R, PH) OBP: 0.364, SLG: 0.564 46 Carlos Fisher, R (11, 1)		B SI 86 B CH 82 C SI 88 X CH 83 2-1 ① F8	C SI 88 B FC 85 B SI 88 B SL 81 X SI 88 3-1 43 1B 16 BB 6 2B 1B	X SI 89 0-0 57 1B 2B			B SL 82 C FF 93 C FF 93 F SL 82 X SL 80 1-2 29 BB 1B	C SI 96 B SI 97 F SI 95 B SI 96 X SI 96 2-2 29 1B 1B		B SL 80 F SI 92 F SL 81 F SL 81 B FF 93 X SL 82 2-2 ③ P3		5 0 1 0	2 0 0 0	4 0 0 0	0 0 0 0	0 0 0 0	0 0 0 0	0 0 0 0
16 Edgar Renteria, R (1, 6) OBP: 0.324, SLG: 0.264	C SI 88 C SI 90 X FC 85 0-2 ② F8		B SI 88 B SI 88 B SI 88 C FC 87 S SI 88 F SI 88 F SI 88 1 SAFE B SI 88 4-2 43 1B 6 2B 1-2 BB	C SL 82 B CH 83 X CH 83 1-1 ① L1-5-3			B FF 92 C FF 92 1 SAFE X FF 92 1-1 ② F9	D SI 96 C SI 96 S SI 95 1 SAFE B SI 96 F SL 86 X SI 96 2-2 ② F9		C FF 92 X SL 80 0-1 29 S 1B		5	1	1	0	1	0	3
29 Ryan Hanigan, R (1, 2) OBP: 0.348, SLG: 0.340	F SI 88 B SI 90 B CH 84 X SI 90 2-1 ③ G6-3		C SI 88 F SI 88 B SI 88 T SL 81 1-2 ① K	C CH 82 B SL 82 F CH 84 C SI 91 1-3 ② K			C FF 92 B FF 93 1 SAFE B FF 92 F SL 82 B FF 94 F FF 94 F FF 94 B CU 75 4-2 1-2 BB	C SI 96 1 SAFE F SI 96 B SI 96 F SI 96 F SL 86 D SL 86 X SI 97 2-2 1-2 1B		B FF 92 1 SAFE L FF 91 B FC 90 F FC 90 C FO 83 2-3 ① K 1-2		5	0	1	0	1	3	4
61 Bronson Arroyo, R (1, 1) GIDP: 0 SH: 0 SO: 0 43 Miguel Cairo, R (4, PH) GIDP: 0 SH: 0 SO: 0 57 Jeremy Horst, L (8, 1) GIDP: 0 SH: 0 SO: 0 33 Jose Arredondo, R (6, 1) 15 Fred Lewis, L (7, PH) GIDP: 0 SH: 0 SO: 0 45 Bill Bray, L (7, 1) 49 Nick Masset, R (8, 1) 28 Chris Heisey, R (9, PH) GIDP: 0 SH: 0 SO: 0 (9, 1)			C SI 87 S SL 79 B SL 81 C SI 88 1-3 ① K	C SL 80 B CH 83 C SL 80 D SL 80 X SL 81 2-2 6 2B 1-2 2-3 1B	B SI 90 F SI 89 C CH 83 B SI 90 X CH 83 2-2 2-H 1B	C FF 93 X SL 80 0-1 ③ F8	D SI 96 T SL 86 S SI 95 B SL 87 S SL 87 2-3 ③ K			B SL 82 B FO 82 B SL 80 I IN 68 4-0 6 G6-3 IBB	1 0 0 0 0 1 0 1 1 1 0 0 0 0 1 0 1 1 0 0 0 0 0 0 0 0 0 0 1 0 0 0 0 0 2 0 0 0 0 0 0 0 0 0 0 0 0 0 0 1 0 0 0 1 1 2						
Inning Stats	R: 0 H: 1 E: 0 LOB: 2 K: 0 BB: 2 S: 11 P: 23	R: 0 H: 0 E: 0 LOB: 0 K: 0 BB: 0 S: 7 P: 11	R: 0 H: 1 E: 0 LOB: 3 K: 1 BB: 2 S: 10 P: 24	R: 5 H: 5 E: 0 LOB: 1 K: 1 BB: 1 S: 21 P: 32	R: 1 H: 2 E: 0 LOB: 1 K: 1 BB: 0 S: 11 P: 15	R: 0 H: 0 E: 0 LOB: 0 K: 0 BB: 0 S: 6 P: 9	R: 0 H: 1 E: 0 LOB: 2 K: 0 BB: 1 S: 16 P: 25	R: 0 H: 2 E: 0 LOB: 2 K: 0 BB: 0 S: 7 P: 10	R: 0 H: 2 E: 0 LOB: 2 K: 2 BB: 0 S: 18 P: 26	R: 0 H: 1 E: 0 LOB: 0 K: 0 BB: 0 S: 9 P: 15	R: 0 H: 0 E: 0 LOB: 0 K: 0 BB: 0 S: 9 P: 14	R: 0 H: 1 E: 0 LOB: 1 K: 1 BB: 1 S: 8 P: 16	1B: 13 2B: 3 3B: 0 HR: 0	SF: 0 SAC: 0 DP: 3 HBP: 0	WP: 1 PB: 0 SB: 2 CS: 0	PA: 55			

PITCHER		IP	WLS	BF	H	R	ER	SO	BB	IBB	HBP	BLK	WP	HR	S	P	ERA	WHIP
32 Derek Lowe, R ERA: 4.03	(1, 1)	3.1		21	7	5	5	2	5	0	0	0	1	0	44	84	13.50	3.600
50 Cristhian Martinez, R ERA: 3.12	(4, 1)	2.2		10	2	1	1	1	0	0	0	0	0	0	22	30	3.38	0.750
43 Scott Proctor, R ERA: 1.59	(7, 1)	1.0		5	1	0	0	0	1	0	0	0	0	0	16	25	0.00	2.000
39 Jonny Venters, L ERA: 0.55	(8, 1)	2.0		9	4	0	0	2	0	0	0	0	0	0	25	36	0.00	2.000
46 Craig Kimbrel, R ERA: 3.12	(10, 1)	1.0		3	1	0	0	0	0	0	0	0	0	0	9	15	0.00	1.000

PITCHER		IP	WLS	BF	H	R	ER	SO	BB	IBB	HBP	BLK	WP	HR	S	P	ERA	WHIP
19 Scott Linebrink, R ERA: 4.66	(11, 1)	2.0	W	7	1	0	0	1	0	1	0	0	0	0	17	30	0.00	0.500

TOP

Cincinnati Reds @ Atlanta Braves

Turner Field, Atlanta, GA

Sat May 28 2011, 7:16 PM - 11:18 PM EDT

Att. 36,615 - Partly Cloudy - 84 F

livebaseballscorecards.com

AB	48
R	6
H	16
RBI	6
BB	7
SO	6
LOB	25

Batter	1	2	3	4	5	6	7	8	9	10	11	12	AB	R	H	RBI	BB	SO	LOB
1 Jordan Schafer, L (1, 8) OBP: 0.381, SLG: 0.333	C SI 83 X SI 86 0-1 G6-3	X CU 71 0-0 14 CS 2-3 3-H 1B		C FF 90 S FF 89 B FF 90 B SL 82 C SL 82 2-3 K		F FF 87 C FF 88 B FF 89 F SL 82 B FF 88 B FA 89 F FF 88 X FF 88 3-2 F8 2-3			B SI 94 X SI 94 1-0 G6-3			B SI 88 F FF 90 S FF 91 B FF 92 B SL 79 F FF 92 B FF 92 4-2 14 BB 10 1B BB	5	1	1	1	1	1	1
14 Martín Prado, R (1, 7) OBP: 0.322, SLG: 0.420	B SI 88 X SI 89 1-0 F9	L SL 72 P PO 82 F SI 88 1 SAFE 1 SAFE F SL 77 B FF 88 B CH 80 F SL 76 3-2 X CH 80 1-2 3-H 1B		C FF 90 F FF 90 B FF 90 X FF 89 1-2 P4		C SL 80 X FF 95 0-1 F8			B FF 93 F FF 95 X FF 91 1-1 F9			B FC 86 1 SAFE B FF 91 L FF 91 1 SAFE B FF 90 B SI 91 4-1 10 1B 1-2 BB	5	0	1	1	1	0	1
10 Chipper Jones, S (1, 5) OBP: 0.353, SLG: 0.425	B SI 89 S SI 88 B FF 89 B SI 89 B SI 84 4-1 16 1B 20 1B BB	B SI 88 S FF 87 X SI 88 1-1 F8		B FF 91 C FF 89 C FF 90 C SL 82 1-3 K			C FF 91 B FF 90 F FF 91 F FF 92 T FF 92 1-2 K		F SI 95 B FF 93 F FF 94 B FF 94 B SI 93 F FF 94 F SI 94 F FF 93 X FF 93 3-2 F7			D SI 91 X FF 92 1-0 1-2 2-H 1B	5	1	1	1	1	2	1
16 Brian McCann, L (1, 2) OBP: 0.360, SLG: 0.449	C SI 89 X SI 89 0-1 20 1B 1-3 1B		X FF 86 0-0 HR	S SL 82 F FF 90 B SL 82 B SL 80 X SL 82 2-2 HR			X FF 92 0-0 1B			C CH 82 B SI 95 S CH 83 S CH 84 1-3 K			5	2	4	2	0	1	0
20 Eric Hinske, L (1, 9) 39 Jonny Venters, L (8, 1) 46 Craig Kimbrel, R (10, 1) 7 Brooks Conrad, S (10, PH) OBP: 0.303, SLG: 0.308 19 Scott Linebrink, R (11, 1)	C SL 74 B SI 89 X SI 89 1-1 1-3 3-H 1B		B SI 86 C CH 80 X CH 82 1-1 F9	F FF 90 C FF 89 B FF 89 F FF 89 B SL 82 F FF 89 S FF 89 2-3 K			B SL 84 S SL 86 X SL 86 1-1 G6-3			C CU 78 B FF 96 B SI 95 S SI 93 X SI 95 2-2 F7			4 0 0 0 1 0	0 0 0 0 0 0	1 0 0 0 0 0	1 0 0 0 0 0	0 0 0 0 0 0	1 0 0 0 0 0	0 0 0 0 0 0
26 Dan Uggla, R (1, 4) OBP: 0.244, SLG: 0.327	C SI 90 S SI 90 B SL 79 F SI 89 B SI 89 F SI 90 B FF 90 X FF 90 3-2 P5		F SL 76 B SI 89 X SI 88 1-1 F8	F FF 89 C FF 90 B FF 88 X FF 89 1-2 F7				X FF 92 0-0 F8		F FF 93 X FF 93 0-1 F8			5	0	0	0	0	0	2
5 Freddie Freeman, L (1, 3)		X CH 80 0-0 2 1B 1 1B 2B	B SI 88 X CH 79 1-0 HR	C FF 89 B FF 89 F FF 87 S FF 90 1-3 K				X SI 95 0-0 2 1B			B SL 78 X SI 90 1-0 F9		5	2	3	1	0	1	0
2 Alex Gonzalez, R (1, 6) OBP: 0.300, SLG: 0.397		F CH 78 B SI 89 X SI 90 1-1 1 1B 32 SH1-4 14 1B 2-3 1B	S SI 87 B SI 88 F SI 87 F SI 88 X SL 77 1-2 1B			B SI 80 S FF 88 F SI 80 B FF 89 X SI 81 2-2 P6			D FF 94 S FF 94 B SI 96 F FC 93 S SL 84 2-3 K 1-2			C SI 89 B SI 90 X FC 88 1-1 F9	5	1	2	0	0	1	1
32 Derek Lowe, R (1, 1) OBP: 0.222, SLG: 0.125 50 Cristhian Martinez, R (4, 1) OBP: 0.333, SLG: 0.667 30 Wilkin Ramirez, R (6, PH) OBP: 0.333, SLG: 0.667 43 Scott Proctor, R (7, 1) 4 Joe Mather, R (8, 9) OBP: 0.357, SLG: 0.500		X SI 87 0-0 SH1-4 1-2	C SI 87 B SI 88 X SI 87 1-1 G6-3			B FF 88 X FF 88 1-0 1 F8 2B			B SL 81 X FF 93 1-0 G5-3			X FC 88 0-0 G4-3	1 0 1 0 2	0 0 0 0 0	0 0 1 0 0	0 0 0 0 0	0 0 0 0 0	1 0 0 0 1	0 0 0 0 1
Inning Stats	R: 1 E: 0 K: 0 S: 13 H: 2 LOB: 2 BB: 1 P: 22	R: 2 E: 0 K: 0 S: 13 H: 4 LOB: 1 BB: 0 P: 17	R: 2 E: 0 K: 0 S: 12 H: 3 LOB: 1 BB: 0 P: 17	R: 0 E: 0 K: 2 S: 9 H: 0 LOB: 0 BB: 0 P: 13	R: 1 E: 0 K: 2 S: 14 H: 1 LOB: 0 BB: 0 P: 20	R: 0 E: 0 K: 0 S: 11 H: 1 LOB: 1 BB: 0 P: 17	R: 0 E: 0 K: 1 S: 7 H: 1 LOB: 0 BB: 0 P: 9	R: 0 E: 0 K: 1 S: 6 H: 1 LOB: 1 BB: 0 P: 9	R: 0 E: 0 K: 0 S: 9 H: 0 LOB: 0 BB: 0 P: 14	R: 0 E: 0 K: 1 S: 8 H: 0 LOB: 0 BB: 0 P: 11	R: 0 E: 0 K: 0 S: 4 H: 0 LOB: 0 BB: 0 P: 6	R: 1 E: 0 K: 0 S: 5 H: 1 LOB: 2 BB: 1 P: 14	1B: 9 2B: 2 3B: 0 HR: 3 SF: 0 SAC: 1 DP: 0 HBP: 0	WP: 0 PB: 0 SB: 1 CS: 1 PA: 48					

PITCHER	IP	WLS	BF	H	R	ER	SO	BB	IBB	HBP	BLK	WP	HR	S	P	ERA	WHIP
61 Bronson Arroyo, R (1, 1) ERA: 5.74	3.0		18	9	5	5	0	1	0	0	0	0	2	38	56	15.00	3.333
57 Jeremy Horst, L (4, 1) ERA: 3.38	2.2		10	2	1	1	4	0	0	0	0	0	1	32	48	3.38	0.750
33 Jose Arredondo, R (6, 1) ERA: 2.57	0.1		1	0	0	0	0	0	0	0	0	0	0	2	2	0.00	0.000
45 Bill Bray, L (7, 1) ERA: 1.35	1.0		3	1	0	0	1	0	0	0	0	0	0	7	9	0.00	1.000
40 Nick Masset, R (8, 1) ERA: 3.77	1.0		4	1	0	0	1	0	0	0	0	0	0	6	9	0.00	1.000

PITCHER	IP	WLS	BF	H	R	ER	SO	BB	IBB	HBP	BLK	WP	HR	S	P	ERA	WHIP
66 Logan Ondrusek, R (9, 1) ERA: 1.74	2.0		6	0	0	0	1	0	0	0	0	0	0	9	17	0.00	0.000
46 Carlos Fisher, R (11, 1) ERA: 1.59	1.0	L	6	1	1	1	0	2	0	0	0	0	0	9	20	9.00	3.000

BOTTOM

Cincinnati Reds @ Atlanta Braves

Turner Field, Atlanta, GA

Sat May 28 2011, 7:16 PM - 11:18 PM EDT

Att. 36,615 - Partly Cloudy - 84 F

livebaseballscorecards.com

AB	44
R	7
H	14
RBI	7
BB	3
SO	7
LOB	8

Cincinnati Reds @ Atlanta Braves

Turner Field, Atlanta, GA

Sun May 29 2011, 8:10 PM - 10:39 PM EDT

Att. 36,392 - Clear - 86 F

TOP

livebaseballscorecards.com

Batter	1	2	3	4	5	6	7	8	9	AB	R	H	RBI	BB	SO	LOB
6 Drew Stubbs, R (1, 8) OBP: 0.328, SLG: 0.399	X FF 90 0-0 ① F8		C FF 91 B FF 90 B SL 79 B SL 79 C FF 91 F FF 92 C FF 93 3-3 ③ K			M SL 78 B SL 80 B FF 92 X FF 89 2-1 ① P4		C SL 82 F FF 93 T FF 93 0-2 ② K		4	0	0	0	0	2	1
4 Brandon Phillips, R (1, 4) OBP: 0.368, SLG: 0.432	B FF 88 X FF 88 1-0 ② F8			C CH 83 F SL 80 X FF 92 0-2 ① F8		B FF 93 X SL 80 1-0 ② F8		C FF 91 B FF 90 B SL 80 X CH 83 2-1 ③ 2-H 1B		4	0	1	0	0	0	0
19 Joey Votto, L (1, 3) OBP: 0.463, SLG: 0.521	C FF 89 B FF 89 B FF 91 C CH 84 B FF 91 S CH 85 3-3 ③ K			B CH 84 X CH 84 1-0 27 F8 1B		B FF 88 B FF 89 B CH 85 C FF 90 B FF 91 4-1 27 CS BB			B FF 97 B FF 96 B FF 97 B FF 96 4-0 15 1B BB	2	0	1	0	2	1	0
27 Scott Rolen, R (1, 5) OBP: 0.311, SLG: 0.402		F FF 90 X FF 89 0-1 ① L8		B FF 90 1 SAFE 1 SAFE C CH 83 S FF 91 F FF 93 1 SAFE X CH 84 1-2 ② F8 1-2		S SL 81 1 SAFE F FF 92 B FF 91 1 SAFE F FF 93 B SL 83 B SL 82 3-2 ③ CS 1-2	C CH 82 X CH 83 0-1 ① G1-3		B FF 98 1 SAFE C FF 97 F KC 88 X FF 99 1-2 ① P4	4	0	0	0	0	0	2
32 Jay Bruce, L (1, 9) OBP: 0.351, SLG: 0.550		B FF 89 X CH 85 1-0 HR		B SL 80 B SL 80 I IN 74 I IN 72 4-0 IBB			C FF 90 B FF 91 B CH 84 B FF 90 X FF 90 3-1 1B		C KC 88 S KC 87 S FF 99 0-3 ② K	3	1	2	1	1	1	1
15 Fred Lewis, L (1, 7) OBP: 0.283, SLG: 0.353		B FF 89 F FF 90 X FF 90 1-1 ② F7		F FF 91 F FF 92 B FF 91 X SL 80 1-2 ③ F8			X CH 81 0-0 ② F9		C FF 98 B FF 98 B FF 97 B KC 87 X FF 96 3-1 1-2 1B	4	0	1	0	0	0	3
55 Ramon Hernandez, R (1, 2) OBP: 0.352, SLG: 0.544		B FF 91 C FF 90 X CH 84 1-1 ③ G6-3			X SL 77 0-0 ① G6-3		C FF 91 C FF 89 F FF 91 X FF 93 0-2 ③ G6-3		B FF 98 C KC 88 S FF 98 F FF 99 S FF 98 1-3 ③ K	4	0	0	0	0	1	3
7 Paul Janish, R (1, 6) OBP: 0.247, SLG: 0.257			C FF 89 X FF 89 0-1 47 K 1B		C FF 89 F FF 92 X FF 92 0-2 ② F7			X SI 90 0-0 47 SH1-4 4 1B 1B		3	0	2	0	0	0	0
47 Johnny Cueto, R (1, 1) OBP: 0.200, SLG: 0.111			B FC 87 1 SAFE S FF 90 F FF 91 T FF 92 1-2 ①② K 1-2		B FF 90 C FF 89 B SL 79 C FF 90 F FF 90 T FF 92 2-2 ③ K			1 SAFE X 0-0 ① SH1-4 1-2		2	0	0	0	0	2	1
Inning Stats	R: 0 E: 0 K: 1 S: 5 H: 0 LOB: 0 BB: 0 P: 9	R: 1 E: 0 K: 0 S: 7 H: 1 LOB: 0 BB: 0 P: 10	R: 0 E: 0 K: 2 S: 9 H: 1 LOB: 0 BB: 0 P: 13	R: 0 E: 0 K: 0 S: 11 H: 1 LOB: 2 BB: 1 P: 18	R: 0 E: 0 K: 1 S: 8 H: 0 LOB: 0 BB: 0 P: 10	R: 0 E: 0 K: 0 S: 7 H: 0 LOB: 0 BB: 1 P: 17	R: 0 E: 0 K: 0 S: 9 H: 1 LOB: 1 BB: 0 P: 12	R: 0 E: 0 K: 1 S: 7 H: 2 LOB: 2 BB: 0 P: 9	R: 0 E: 0 K: 2 S: 12 H: 1 LOB: 2 BB: 1 P: 21	1B: 6 2B: 0 3B: 0 HR: 1 SF: 0 SAC: 1 DP: 0 HBP: 0						

	AB	30
	R	1
	H	7
	RBI	1
	BB	3
	SO	7
	LOB	11

WP: 0 PA: 35
PB: 0
SB: 0
CS: 1

PITCHER		IP	WLS	BF	H	R	ER	SO	BB	IBB	HBP	BLK	WP	HR	S	P	ERA	WHIP
49 Jair Jurrjens, R ERA: 1.51	(1, 1)	8.0	W	29	6	1	1	5	1	1	0	0	0	1	63	98	1.12	0.875
46 Craig Kimbrel, R ERA: 3.0	(9, 1)	1.0	S	5	1	0	0	2	1	0	0	0	0	0	12	21	0.00	2.000

PITCHER		IP	WLS	BF	H	R	ER	SO	BB	IBB	HBP	BLK	WP	HR	S	P	ERA	WHIP

Cincinnati Reds @ Atlanta Braves

Turner Field, Atlanta, GA

Sun May 29 2011, 8:10 PM - 10:39 PM EDT

Att. 36,392 - Clear - 86 F

BOTTOM

Batter	1	2	3	4	5	6	7	8	9	AB	R	H	RBI	BB	SO	LOB
1 Jordan Schafer, L (1, 8) OBP: 0.400, SLG: 0.333	C FF 91 B FF 92 X FF 93 1-1 14 G6-4-3 1B		B SI 96 X SI 95 1-0 ② G4-3			B SI 92 B SI 92 C SI 93 F SI 93 F SL 85 F CH 83 F SI 95 B SL 84 B SI 94 4-2 14 HR BB	C SL 84 X FF 94 0-1 ③ F7			3	1	1	0	1	0	1
14 Martín Prado, R (1, 7) OBP: 0.325, SLG: 0.432	C SI 92 ① 1 SAFE ② F FC 89 1 SAFE X SI 93 0-2 G6-4-3 1-2f		B FF 91 B FF 91 F FF 95 X SL 86 2-1 ③ G5-3			B SI 93 B SI 93 1 SAFE X SI 93 2-0 1-H HR		B FF 90 B FF 91 C SL 82 F SI 94 B SI 96 B SI 95 4-2 20 G4-3 10 G4-3 BB		3	1	1	2	1	0	1
10 Chipper Jones, S (1, 5) OBP: 0.346, SLG: 0.415	B SI 94 C SI 94 S SI 94 B FF 94 S SL 85 2-3 ③ K			B SI 92 B SI 92 B SI 92 C SI 93 X SI 92 3-1 ① G4-3		B SI 94 S SI 94 S CH 84 B SL 87 F FF 95 X FF 94 2-2 ① F7		B SI 94 X FF 93 1-0 ① G4-3 1-2		4	0	0	0	0	1	1
20 Eric Hinske, L (1, 9) OBP: 0.347, SLG: 0.505 4 Joe Mather, R (9, 9) OBP: 0.357, SLG: 0.500		B FF 94 B FF 93 B CH 80 C SI 92 X SI 94 3-1 ① G5-3		F SI 94 C CH 83 X SL 85 0-2 ② G4-3		B CH 84 B CH 82 F CH 80 B FF 94 B CH 80 4-1 BB		B CH 83 B SI 94 C CH 83 X FF 94 2-1 ② G4-3 2-3		3 0	0 0	0 0	0 0	1 0	0 0	1 0
5 Freddie Freeman, L (1, 3) OBP: 0.332, SLG: 0.390		B FF 95 H FF 94 2-0 2 FC5 26 1B HBP		B SL 83 F SL 81 F FF 95 B SL 87 B SL 86 S SL 85 3-3 ③ K		C FF 92 B SL 82 X SL 81 1-1 ② F7		B FF 95 C FF 95 B SL 88 X CH 84 2-1 ③ G6-3		3	0	0	0	0	1	2
26 Dan Uggla, R (1, 4) OBP: 0.246, SLG: 0.327		B FF 90 X FC 90 1-0 2 FC5 1-2 1B			X SL 83 0-0 ① G6-3	B SI 94 F SI 92 B SL 84 B SL 83 X SI 93 3-1 ③ G6-3				3	0	1	0	0	0	1
2 Alex Gonzalez, R (1, 6) OBP: 0.305, SLG: 0.398		C SI 93 X SI 93 0-1 ② FC5 1-2 2-3f			B FF 94 X SL 85 1-0 49 B2-5-4 8 1B 1B		H SI 93 1-0 49 SH3-4 HBP			2	0	1	0	0	0	2
8 David Ross, R (1, 2) OBP: 0.357, SLG: 0.564		B SL 83 F SL 80 C SI 93 S SI 93 1-3 ③ K			X SI 91 0-0 1-2 1B		1 SAFE B SI 92 1 SAFE F SL 83 F SI 93 B SL 85 S SI 93 2-3 ① K			3	0	1	0	0	2	3
49 Jair Jurrjens, R (1, 1) OBP: 0.130, SLG: 0.091 46 Craig Kimbrel, R (9, 1)			C FF 91 F FF 89 B SL 82 B SI 93 F FF 95 C FF 94 2-3 ① K		L SI 89 B SL 84 B SI 91 X SI 90 2-1 ②③ B2-5-4 2-3f		X CH 83 0-0 ② SH3-4 1-2			2 0	0 0	0 0	0 0	1 0	2 0	2 0
Inning Stats	R: 0 E: 0 K: 1 S: 8 H: 1 LOB: 0 BB: 0 P: 11	R: 0 E: 0 K: 1 S: 8 H: 1 LOB: 2 BB: 0 P: 15	R: 0 E: 0 K: 1 S: 7 H: 0 LOB: 0 BB: 0 P: 12	R: 0 E: 0 K: 1 S: 8 H: 0 LOB: 0 BB: 0 P: 14	R: 0 E: 0 K: 0 S: 5 H: 2 LOB: 1 BB: 0 P: 8	R: 2 E: 0 K: 0 S: 15 H: 1 LOB: 1 BB: 2 P: 31	R: 0 E: 0 K: 1 S: 6 H: 0 LOB: 1 BB: 0 P: 9	R: 0 E: 0 K: 0 S: 7 H: 0 LOB: 1 BB: 1 P: 16		1B: 4 2B: 0 3B: 0 HR: 1 SF: 0 SAC: 1 DP: 2 HBP: 2				WP: 0 PB: 0 SB: 0 CS: 0 PA: 32		

livebaseballscorecards.com

AB	26
R	2
H	5
RBI	2
BB	3
SO	5
LOB	14

PITCHER	IP	WLS	BF	H	R	ER	SO	BB	IBB	HBP	BLK	WP	HR	S	P	ERA	WHIP
47 Johnny Cueto, R (1, 1) ERA: 2.2	8.0	L	32	5	2	2	5	3	0	2	0	0	1	64	116	2.25	1.000

PITCHER	IP	WLS	BF	H	R	ER	SO	BB	IBB	HBP	BLK	WP	HR	S	P	ERA	WHIP

Batter	1	2	3	4	5	6	7	8	9	10	AB	R	H	RBI	BB	SO	LOB
9 Eric Patterson, L (1, 9) OBP: 0.274, SLG: 0.311	C FF 90 B SI 90 B SI 91 B SI 91 C SI 90 X SI 92 3-2 14 E 14 S 47 G5-3 1B		B SI 90 S FC 82 X FS 84 1-1 47 1B 1-2 1B		X FF 89 0-0 ② F9			B SI 89 B SI 89 B SI 89 C SI 90 X SI 90 3-1 ① F9		C FF 88 L FF 89 F SL 75 S SL 76 0-3 ① K2-3	5	1	2	0	0	1	0
14 Alberto Gonzalez, R (1, 6) OBP: 0.230, SLG: 0.246	C FF 90 L SI 92 D FC 87 2 SAFE X FC 86 1-2 ① L6 1-3		B SI 90 X SI 90 1-0 ② F8		C SI 90 X SI 90 0-1 ③ G6-3			F SL 80 B SL 80 C SI 92 S SL 82 1-3 ② K		B FF 89 F FF 88 C FF 87 B FF 90 F SL 73 X FF 88 2-2 ② L5	5	0	0	0	0	1	3
47 Ryan Ludwick, R (1, 7) OBP: 0.308, SLG: 0.404	X SI 92 0-0 ② G5-3 3-H		B SI 91 C FC 85 F FC 84 D FS 84 X FC 86 2-2 1-3 2-H 1B			X SI 89 0-0 ① G5-3		C SI 90 C SI 90 S SL 81 0-3 ③ K		B FF 87 B SL 72 C FF 88 C FF 88 B FF 90 X FF 89 3-2 1B	5	0	2	2	0	1	0
11 Brad Hawpe, L (1, 3) OBP: 0.296, SLG: 0.374	C SI 91 B FC 87 B FF 92 F SI 91 B FS 86 X SI 92 3-2 ③ G4-3		B SI 91 C FS 83 B FC 86 F FS 82 B FF 91 F FF 90 S FS 84 3-3 ③ K			S SI 90 T FF 90 B FF 91 F FF 91 F FS 84 F FF 91 S SI 92 1-3 ② K			B SI 94 B SI 95 X SI 94 2-0 15 SH5-4 7 1B 3 G3-2-3 1B	1 SAFE S SL 75 B FF 89 C FF 88 S FF 90 1-3 ③ K	5	0	1	0	0	3	3
7 Chase Headley, S (1, 5) OBP: 0.375, SLG: 0.368		B SI 89 F SI 89 B SI 91 C SI 90 S SI 90 2-3 ① K		C SI 89 B FS 79 B FS 80 T SI 89 B FF 90 F SI 91 F FF 91 X SI 90 3-2 ① G4-3		F SI 91 B FF 91 C FS 82 B FF 91 F SI 91 X FF 91 2-2 ③ F7			X SI 95 0-0 15 SH5-4 1-2 1B		4	0	1	0	0	1	0
15 Blake Tekotte, L (1, 8) OBP: 0.417, SLG: 0.600		C FF 90 S SI 91 B SI 91 S FS 84 1-3 ② K		B SI 90 F FS 81 X SI 90 2-1 1B			C FF 93 C FF 93 X SL 83 1-2 ① G4-3		B FF 95 X SI 94 1-0 ① SH5-4 1-2 2-3		3	0	1	0	0	1	0
12 Logan Forsythe, R (1, 4) OBP: 0.200, SLG: 0.111		C FC 84 B FF 91 S FC 85 B SI 92 B SI 92 T SI 91 3-2 ③ K		1 SAFE S SI 89 F SI 89 1 SAFE T SI 88 0-2 ② K			B SL 81 B SL 83 T FF 94 X FF 93 2-1 ② P6		I IN 74 I IN 77 I IN 78 I IN 76 4-0 IBB		3	0	0	0	1	2	1
32 Rob Johnson, R (1, 2) OBP: 0.228, SLG: 0.243 3 Jorge Cantu, R (9, PH) OBP: 0.238, SLG: 0.299 50 Chad Qualls, R (9, 1) 21 Heath Bell, R (10, 1)			B SI 89 F SI 90 B SI 90 B SI 90 X SI 90 3-1 ① F7	C SI 89 1 SAFE S FC 83 1 SAFE B SI 90 S FC 83 1-3 ③ K			C SL 83 B SL 82 S FF 94 B FF 94 X SL 82 2-2 1B		B SI 95 F SI 95 X SI 96 1-1 ②③ G3-2-3 3-Hf		3	0	1	0	0	1	1
											1	0	0	0	0	0	3
											0	0	0	0	0	0	0
											0	0	0	0	0	0	0
41 Aaron Harang, R (1, 1) OBP: 0.100, SLG: 0.150 13 Chris Denorfia, R (7, PH) OBP: 0.349, SLG: 0.446 39 Ernesto Frieri, R (7, 1) 37 Mike Adams, R (8, 1) 16 Kyle Phillips, L (9, 2) OBP: 0.265, SLG: 0.300			X FF 90 0-0 9 1B 47 1B 1B		C SI 88 X SI 90 0-1 ① G6-3		C FF 92 S FF 93 B FF 94 F FF 96 1 SAFE X FF 95 1-2 ③ P4			C FF 88 X SL 74 0-1 HR	2	1	1	0	0	0	0
											1	0	0	0	0	0	1
											0	0	0	0	0	0	0
											0	0	0	0	0	0	0
											1	1	1	1	0	0	0
Inning Stats	R: 1 E: 1 K: 0 S: 10 H: 1 LOB: 0 BB: 0 P: 17	R: 0 E: 0 K: 3 S: 9 H: 0 LOB: 0 BB: 0 P: 15	R: 1 E: 0 K: 1 S: 13 H: 3 LOB: 2 BB: 0 P: 23	R: 0 E: 0 K: 2 S: 13 H: 1 LOB: 1 BB: 0 P: 19	R: 0 E: 0 K: 0 S: 5 H: 0 LOB: 0 BB: 0 P: 5	R: 0 E: 0 K: 1 S: 11 H: 0 LOB: 0 BB: 0 P: 14	R: 0 E: 0 K: 0 S: 12 H: 1 LOB: 1 BB: 0 P: 18	R: 0 E: 0 K: 2 S: 8 H: 0 LOB: 0 BB: 0 P: 12	R: 0 E: 0 K: 0 S: 5 H: 2 LOB: 2 BB: 1 P: 13	R: 1 E: 0 K: 2 S: 16 H: 2 LOB: 1 BB: 0 P: 22	1B: 9 2B: 0 3B: 0 HR: 1	SF: 0 SAC: 1 DP: 1 HBP: 0					WP: 0 PB: 0 SB: 1 CS: 0	PA: 40	

PITCHER		IP	WLS	BF	H	R	ER	SO	BB	IBB	HBP	BLK	WP	HR	S	P	ERA	WHIP
15 Tim Hudson, R ERA: 3.75	(1, 1)	6.0		23	5	2	1	7	0	0	0	0	0	0	61	93	1.50	0.833
43 Scott Proctor, R ERA: 1.35	(7, 1)	1.0		4	1	0	0	0	0	0	0	0	0	0	12	18	0.00	1.000
53 Cory Gearrin, R ERA: 2.92	(8, 1)	1.0		3	0	0	0	2	0	0	0	0	0	0	8	12	0.00	0.000
39 Jonny Venters, L ERA: 0.53	(9, 1)	1.0		5	2	0	0	0	0	1	0	0	0	0	5	13	0.00	2.000
52 George Sherrill, L ERA: 2.63	(10, 1)	1.0	L	5	2	1	1	2	0	0	0	0	0	1	16	22	9.00	2.000

PITCHER	IP	WLS	BF	H	R	ER	SO	BB	IBB	HBP	BLK	WP	HR	S	P	ERA	WHIP

TOP

San Diego Padres @ Atlanta Braves

Turner Field, Atlanta, GA

Mon May 30 2011, 1:08 PM - 4:19 PM EDT

Att. 25,832 - Sunny - 85 F

livebaseballscorecards.com

AB	38
R	3
H	10
RBI	3
BB	1
SO	11
LOB	12

Batter	1	2	3	4	5	6	7	8	9	10	AB	R	H	RBI	BB	SO	LOB
1 Jordan Schafer, L (1, 8) OBP: 0.433, SLG: 0.333	B SI 88 F SI 88 F SI 90 F SL 81 B SL 81 B FF 91 F SI 91 B SI 91 4-2 14 FC3-6 BB		C CU 73 M CU 72 B FF 90 B FF 89 X CU 72 2-2 ① F9		B CU 74 B SI 89 X FF 88 2-0 ② F9		S FF 93 B FF 92 C FF 93 F FF 92 1 SAFE X FF 92 1-2 1-3 1B		B SI 93 B SI 92 B SI 92 B SI 92 4-0 14 CS BB		3	0	1	0	2	0	0
14 Martín Prado, R (1, 7) (8, 5) (10, 7) OBP: 0.323, SLG: 0.431	1 SAFE F SI 90 1 SAFE C FF 90 X FF 91 0-2 ① FC3-6 16 2B 1-2f		B SL 82 B FF 91 X FF 89 2-0 16 1B 2B		B FF 89 F FF 88 X SL 80 1-1 ③ L6		1 SAFE X FF 93 0-0 ③ P4		P PO 80 1-0 ③ CS 1-2	C FF 84 B CU 84 B FF 95 F FF 95 F FF 96 B CU 83 F CU 80 X CU 82 3-2 ① F8	5	2	1	0	0	0	3
16 Brian McCann, L (1, 2) OBP: 0.366, SLG: 0.464	B SI 90 B CH 82 C SI 90 D CU 75 1 SAFE X SI 90 3-1 1-H 2B		C SI 90 B CH 82 B SL 80 F CU 73 F FF 90 F SL 80 B FF 90 X SL 80 3-2 2-H 1B			C FF 87 F CH 80 F SI 89 X SL 81 0-2 2B		B FF 93 C SL 88 X SI 92 1-1 ① F7		B CU 83 C FF 95 B FF 95 B SI 95 X SI 95 3-1 ② F7	5	0	3	2	0	0	0
20 Eric Hinske, L (1, 9) (8, 7) (10, 9) OBP: 0.330, SLG: 0.480	B CU 74 B CH 81 F SI 90 S CU 76 X CU 72 2-2 ② L4		B CH 80 B SI 88 B CU 72 X SI 88 3-0 ② F7			B CH 81 C SI 89 2 SAFE X CU 74 1-1 ① G6-3		C CU 80 T SL 88 B FF 92 F SL 89 S CU 79 1-3 ② K2-3		S CU 84 B FF 96 F SI 95 C FF 96 1-3 ③ K	5	0	0	0	0	2	3
26 Dan Uggla, R (1, 4) OBP: 0.246, SLG: 0.322	F FF 90 S FF 91 C FF 91 0-3 ③ K		S SL 82 F FF 90 B SL 81 S SL 81 1-3 ③ K			X SL 81 0-0 ② P3		B SL 87 F SL 87 B FF 93 B SL 88 B SI 93 4-1 5 1B BB			3	0	0	0	1	2	3
5 Freddie Freeman, L (1, 3) OBP: 0.335, SLG: 0.392		F CU 74 F SL 80 B FF 90 B FF 90 F CU 72 F SI 90 F SL 81 F SI 91 X FF 91 2-2 ① F8		X CH 78 0-0 2 G6-4-3 1B			C CU 75 B FF 89 S SL 81 B FF 91 D SL 82 F FF 91 F FF 90 S SL 84 3-3 ③ K2-3		1 SAFE C SL 87 X SI 91 0-1 1-2 1B		4	0	2	0	0	1	1
2 Alex Gonzalez, R (1, 6) OBP: 0.304, SLG: 0.395		X FF 90 0-0 15 A4 B8 7 S 1B		C FF 87 1 SAFE F FF 88 B FF 89 1 SAFE F SL 81 X FF 86 1-2 ①② G6-4-3 1-2f			C FF 92 S FF 93 S FF 94 0-3 ① K	F SL 88 S SL 88 S SL 89 0-3 ③ K		4	0	1	0	0	2	3
7 Brooks Conrad, S (1, 5) OBP: 0.333, SLG: 0.321 53 Cory Gearrin, R (8, 1) 39 Jonny Venters, L (9, 1) 10 Chipper Jones, S (9, PH) OBP: 0.344, SLG: 0.413 (10, 5)		C SI 90 S CU 73 D SL 82 1 SAFE B SI 91 D CU 74 B FF 90 4-2 1-2 BB		C CU 74 F CH 80 S SL 80 0-3 ③ K			C FF 93 X SL 80 0-1 1 1B		B SI 91 C SI 91 B SI 93 F SI 91 X SL 87 2-2 ① P6	2 0 0 1	0 0 0 0	1 0 0 0	0 0 0 0	1 0 0 0	1 0 0 0	0 0 0 0
15 Tim Hudson, R (1, 1) OBP: 0.136, SLG: 0.050 43 Scott Proctor, R (7, 1) 4 Joe Mather, R (7, PH) OBP: 0.341, SLG: 0.476 (8, 9) 52 George Sherrill, L (10, 1)		B FF 88 2 SAFE B FF 88 C FF 89 F FF 90 C SL 82 2-3 ②③ K 2-3		F SL 79 X CU 71 0-1 ① L5			C FF 93 F FF 94 1 SAFE B FF 93 X FF 93 1-2 ② P5		F SL 88 S SL 88 X SL 89 0-2 ② F7	2 0 2 0	0 0 0 0	0 0 0 0	0 0 0 0	1 0 0 0	0 0 1 0	2 0 1 0

Inning Stats	1	2	3	4	5	6	7	8	9	10
	R: 1 H: 1 E: 0 LOB: 1 K: 1 BB: 1 S: 15 P: 24	R: 0 H: 1 E: 0 LOB: 1 K: 1 BB: 1 S: 13 P: 21	R: 1 H: 2 E: 0 LOB: 1 K: 1 BB: 0 S: 13 P: 24	R: 0 H: 1 E: 0 LOB: 0 K: 1 BB: 0 S: 8 P: 9	R: 0 H: 0 E: 0 LOB: 0 K: 0 BB: 0 S: 5 P: 8	R: 0 H: 1 E: 0 LOB: 1 K: 1 BB: 0 S: 12 P: 16	R: 0 H: 2 E: 0 LOB: 2 K: 1 BB: 0 S: 13 P: 15	R: 0 H: 1 E: 0 LOB: 2 K: 2 BB: 1 S: 12 P: 18	R: 0 H: 0 E: 0 LOB: 0 K: 0 BB: 1 S: 7 P: 13	R: 0 H: 0 E: 0 LOB: 0 K: 1 BB: 0 S: 10 P: 17

PITCHER		IP	WLS	BF	H	R	ER	SO	BB	IBB	HBP	BLK	WP	HR	S	P	ERA	WHIP
41 Aaron Harang, R ERA: 3.88	(1, 1)	6.0		24	6	2	2	5	2	0	0	0	0	0	66	102	3.00	1.333
39 Ernesto Frieri, R ERA: 2.0	(7, 1)	1.0		5	2	0	0	1	0	0	0	0	0	0	13	15	0.00	2.000
37 Mike Adams, R ERA: 1.46	(8, 1)	1.0		5	1	0	0	2	1	0	0	0	0	0	12	18	0.00	2.000
50 Chad Qualls, R ERA: 2.15	(9, 1)	1.0	W	3	0	0	0	0	1	0	0	0	0	0	7	13	0.00	1.000
21 Heath Bell, R ERA: 1.64	(10, 1)	1.0	S	3	0	0	0	1	0	0	0	0	0	0	10	17	0.00	0.000

PITCHER	IP	WLS	BF	H	R	ER	SO	BB	IBB	HBP	BLK	WP	HR	S	P	ERA	WHIP

BOTTOM

San Diego Padres @ Atlanta Braves

Turner Field, Atlanta, GA

Mon May 30 2011, 1:08 PM - 4:19 PM EDT

Att. 25,832 - Sunny - 85 F

livebaseballscorecards.com

AB	36
R	2
H	9
RBI	2
BB	4
SO	9
LOB	16

1B: 6	SF: 0	WP: 0	PA: 41
2B: 3	SAC: 0	PB: 0	
3B: 0	DP: 1	SB: 1	
HR: 0	HBP: 0	CS: 1	

TOP

San Diego Padres @ Atlanta Braves

Turner Field, Atlanta, GA

Tue May 31 2011, 7:11 PM - 10:23 PM EDT

Att. 18,782 - Clear - 90 F

livebaseballscorecards.com

Batter	1	2	3	4	5	6	7	8	9	AB	R	H	RBI	BB	SO	LOB
13 Chris Denorfia, R (1, 9) OBP: 0.360, SLG: 0.462	B FF 90 C FF 91 X FF 92 1-1 8 G5-4-3 1B		X FF 93 0-0 ② G6-3		C FF 91 B CH 82 B KC 79 S CH 84 X FF 92 2-2 8 1B 7 G6-4-3 2B		1 SAFE C SI 90 L SL 80 B SL 80 X SL 81 1-2 7 1B 47 1B 1-H 1B	B FF 93 1 SAFE X FO 82 1-0 ② F7 1-2		5	2	3	1	0	0	1
8 Jason Bartlett, R (1, 6) OBP: 0.305, SLG: 0.321	1 SAFE 1 SAFE B FF 90 F CH 81 F FF 92 F CH 83 D KC 82 1 SAFE X FF 93 2-2 ①② G5-4-3 1-2f		C FF 93 B CH 85 S CH 85 B CH 84 F FF 94 B FF 94 B CH 86 4-2 7 2B BB		X FF 90 0-0 7 G6-4-3 2-3 1B		F SI 88 1 SAFE 1 SAFE X SI 90 0-1 ① L8	B FF 92 C SI 92 S SL 82 X SL 80 1-2 F8 ③		4	1	1	0	1	0	3
7 Chase Headley, S (1, 5) OBP: 0.376, SLG: 0.375	C FF 94 B FF 94 B FF 93 B CH 85 F FF 92 X FF 92 3-2 ③ G5-3		C CH 84 1 SAFE C CH 82 1 SAFE X FF 92 0-2 1-H 2B		B FF 90 F CH 83 B KC 78 1 SAFE B FF 91 X FF 91 3-1 ①② G6-4-3 1-2f 3-H		B SI 91 1 SAFE F SI 91 1 SAFE X SI 89 1-1 47 1B 3 1B 1-3 1B		C SI 89 B SI 91 F SI 90 B SI 91 S CH 84 2-3 ① K	5	1	2	1	0	1	1
47 Ryan Ludwick, R (1, 7) OBP: 0.320, SLG: 0.414		X FF 91 0-0 32 WP 12 G4-3 1B	X FF 92 0-0 ③ G6-3		X CH 84 0-0 1B		X SI 90 0-0 3 1B 1-3 3-H 1B		B SI 92 F FF 92 B SI 91 S CH 84 X SI 92 2-2 1B	5	0	4	1	0	0	1
3 Jorge Cantu, R (1, 3) OBP: 0.237, SLG: 0.295		C FF 90 X CH 84 0-1 ① F7		B FF 91 C FF 90 X CH 84 1-1 ① G6-3	B FF 91 X FF 91 1-0 ③ P6		B SL 81 X SI 90 1-0 1-2 3-H 1B		1 SAFE S CH 84 1 SAFE B SI 90 F CH 82 X SL 84 1-2 ② F8	5	0	1	1	0	0	3
12 Logan Forsythe, R (1, 4) OBP: 0.208, SLG: 0.136 52 Cory Luebke, R (7, 1) 11 Brad Hawpe, L (9, PH) OBP: 0.294, SLG: 0.372 21 Heath Bell, R (9, 1)		C FF 91 B FF 90 F CH 84 1 SAFE X FF 91 1-2 ② G4-3 1-2		C FF 93 C FF 92 B FF 93 X FF 92 1-2 32 1B 1B		B FF 90 C FF 90 F FF 90 X CH 82 1-2 ① F8	C SI 90 S SL 81 B SL 82 B SI 91 S SL 79 2-3 ② K		B SI 90 1 SAFE S CH 84 1 SAFE F SI 90 F CH 84 B SL 83 B SI 91 C CH 83 3-3 ③ K	4 0 1 0	0 0 0 0	1 0 0 0	0 0 0 0	0 0 1 0	1 0 1 0	3 0 1 0
15 Blake Tekotte, L (1, 8) OBP: 0.375, SLG: 0.462		B FF 92 S FF 91 B CH 84 B FF 91 F FF 91 F FF 92 B FF 92 4-2 32 WP BB		S FF 90 F FF 90 B KC 81 F SL 86 S FF 92 1-3 ② K		B FF 91 S FF 90 S FF 90 S FF 92 1-3 ② K	C FF 88 C FF 88 B FF 89 B SL 76 C FF 90 2-3 ③ K			3	0	0	0	1	3	3
32 Rob Johnson, R (1, 2) OBP: 0.229, SLG: 0.244		C CH 84 B KC 82 X CH 84 1-1 ③ G1-3 1-2 2-3		C FF 89 1 SAFE X CH 84 0-1 1-3 1B		B CH 84 C KC 79 C FF 90 C FF 92 1-3 ③ K		F FF 92 X SI 93 0-1 ① G4-3		4	0	1	0	0	1	2
38 Mat Latos, R (1, 1) OBP: 0.056, SLG: 0.222 9 Eric Patterson, L (7, PH) OBP: 0.282, SLG: 0.311 57 Luke Gregerson, L (7, 1) 14 Alberto Gonzalez, R (7, 4) OBP: 0.240, SLG: 0.257			C FF 92 C FF 92 B KC 81 F CH 84 S FF 92 1-3 ① K	C FF 90 B FF 91 X CH 85 1-1 ③ P3			B FF 90 F FF 90 B KC 78 B FF 90 F FF 89 F FF 90 B FF 92 4-2 13 S 13 1B BB	F FF 92 F SL 81 X SL 80 0-2 13 F7 1B		2 0 0 1	0 1 0 0	0 0 0 1	0 1 0 0	1 0 0 0	2 0 0 0

	AB	39
	R	5
	H	14
	RBI	4
	BB	3
	SO	8
	LOB	20

Inning Stats	1	2	3	4	5	6	7	8	9
	R: 0 E: 0 K: 0 S: 9	H: 1 LOB: 0 BB: 0 P: 15	R: 0 E: 0 K: 0 S: 11	H: 1 LOB: 2 BB: 1 P: 17	R: 1 E: 0 K: 1 S: 12	H: 1 LOB: 1 BB: 1 P: 17	R: 0 E: 0 K: 1 S: 13	H: 2 LOB: 2 BB: 0 P: 17	R: 1 E: 0 K: 0 S: 8	H: 3 LOB: 1 BB: 0 P: 14	R: 0 E: 0 K: 2 S: 9	H: 0 LOB: 0 BB: 0 P: 12	R: 3 E: 0 K: 2 S: 18	H: 4 LOB: 2 BB: 1 P: 29	R: 0 E: 0 K: 0 S: 9	H: 1 LOB: 1 BB: 0 P: 11	R: 0 E: 0 K: 2 S: 13	H: 1 LOB: 1 BB: 0 P: 21

| | | |

BOTTOM

San Diego Padres @ Atlanta Braves

Turner Field, Atlanta, GA

Tue May 31 2011, 7:11 PM - 10:23 PM EDT

Att. 18,782 - Clear - 90 F

livebaseballscorecards.com

Batter	1	2	3	4	5	6	7	8	9	AB	R	H	RBI	BB	SO	LOB
1 Jordan Schafer, L (1, 8) OBP: 0.400, SLG: 0.286	B SI 92 X FF 93 1-0 ① F8		X FC 94 0-0 ①② G1-6-3 1-2f		C CU 76 X SI 90 0-1 ① G3		B SI 89 X SL 84 1-0 ① P5		B FF 94 B CU 82 B CU 82 C FF 93 B FF 92 4-1 10 S, 10 1B BB	4	1	0	0	1	0	2
14 Martin Prado, R (1, 7) OBP: 0.320, SLG: 0.424	B FF 93 X FF 92 1-0 ② G4-3		C CU 77 S SL 85 B SI 94 B SL 84 B SL 83 B FF 96 4-2 BB		B CU 77 B SL 84 F FF 92 X FF 91 2-1 ② F8		B FF 90 X SI 90 1-0 ② G2-3 1-3		C FF 94 B CU 84 B CU 81 B FF 94 X FF 94 3-1 ② F9	4	0	0	0	1	0	2
10 Chipper Jones, S (1, 5) OBP: 0.355, SLG: 0.417 26 Dan Uggla, R (9, PR) OBP: 0.246, SLG: 0.322	C FC 94 C CU 77 B SI 93 B SI 92 B SL 86 B FF 95 4-2 16 2B BB		1 SAFE B CU 76 1 SAFE B FF 94 B FF 92 X FF 92 3-0 ③ G4-3		F CU 76 B FF 93 B SL 83 B SI 91 S FF 91 B SI 92 4-2 BB		S CH 78 B SL 85 F SL 86 B CH 78 F SL 85 X CH 77 2-2 3-H 1B		B CU 83 C FF 95 F FF 95 X FF 96 1-2 1-H 1B	3 0	0 0	2 0	2 0	2 0	0 0	1 0
16 Brian McCann, L (1, 2) OBP: 0.367, SLG: 0.465	C FF 92 S CU 77 B FF 93 B SL 83 X CH 81 2-2 1-3 2B			B FF 92 B FF 92 F FF 92 B CU 79 C FF 94 B SI 91 4-2 20 1B, 5 2B BB	B FF 93 F CH 82 B FF 92 F CU 78 S SL 84 2-3 ③ K2-3		C SL 83 F SL 85 C FF 94 0-3 ③ K		1 SAFE C CU 83 B CU 82 B CU 82 X CU 81 2-1 ③ P6	4	1	1	0	1	2	3
20 Eric Hinske, L (1, 9) OBP: 0.327, SLG: 0.471	B CU 78 C CU 76 B SI 93 S CU 79 B SI 91 S CU 77 3-3 ③ K			C FF 93 C SI 91 X CU 80 0-2 5 2B, 1-2 1B		B FF 90 B CU 75 S FF 91 C FF 91 F SL 82 S SL 81 2-3 ① K		C SL 82 X SL 84 0-1 ① G4-3		4	1	1	0	0	2	2
2 Alex Gonzalez, R (1, 6) OBP: 0.298, SLG: 0.388		F FF 92 X FF 91 0-1 ① F8		B FF 93 X SL 85 1-0 ① P6		F CU 76 S SL 86 S SL 86 0-3 ② K		B FF 91 B FF 92 C FF 92 S FF 93 B FF 95 S FF 92 3-3 ② K		4	0	0	0	0	2	2
5 Freddie Freeman, L (1, 3) OBP: 0.343, SLG: 0.405		C FF 93 B CU 78 F FF 93 B SI 93 B SL 84 F FF 96 X CU 79 3-2 ② L4		C SI 93 B FF 94 S SL 85 B SI 93 X FF 93 2-2 1-H 2-H 2B		X FF 95 0-0 1B		X SL 85 0-0 7 FC6-4 1B		4	0	3	2	0	0	0
7 Brooks Conrad, S (1, 4) OBP: 0.300, SLG: 0.281		B FF 95 C FF 93 B FF 93 F FF 94 C SI 92 2-3 ③ K		C SL 80 B CU 77 B SI 92 F SL 83 F SI 93 X SI 92 2-2 ② P4		B FF 94 1 SAFE S FF 93 B SI 92 C CU 78 1 SAFE S SL 83 2-3 ③ K		1 SAFE F FF 92 1 SAFE X CH 86 0-1 ③ FC6-4 1-2f		4	0	0	0	0	2	3
36 Mike Minor, R (1, 1) OBP: 0.400, SLG: 0.250 53 Cory Gearrin, R (7, 1) 52 George Sherrill, L (7, 1) 24 Diory Hernandez, R (7, PH) OBP: 0.267, SLG: 0.267 19 Scott Linebrink, R (8, 1) 50 Cristhian Martinez, R (9, 1) OBP: 0.333, SLG: 0.667 4 Joe Mather, R (9, PH) OBP: 0.333, SLG: 0.465			C FF 93 F FC 93 X SL 82 0-2 1 G1-6-3 1B	F SI 94 S FF 94 S FC 94 0-3 ③ K			B SL 85 B SI 90 C SL 84 X SL 86 2-1 14 G2-3, 14 PB, 10 1B 1B		S CU 83 F FF 96 F FF 95 B CU 84 B FF 96 X CU 84 2-2 ① P3	2 0 0 1 0 1	0 0 0 1 0 0	1 0 0 1 0 0	0 0 0 0 0 0	0 0 0 0 0 0	1 0 0 0 0 0	1 0 0 0 0 0
Inning Stats	R: 0 H: 1 E: 0 LOB: 2 K: 1 BB: 1 S: 10 P: 21	R: 0 H: 0 E: 0 LOB: 0 K: 1 BB: 0 S: 9 P: 14	R: 0 H: 1 E: 0 LOB: 1 K: 0 BB: 1 S: 7 P: 14	R: 2 H: 2 E: 0 LOB: 1 K: 1 BB: 1 S: 16 P: 25	R: 0 H: 0 E: 0 LOB: 1 K: 1 BB: 1 S: 9 P: 17	R: 0 H: 1 E: 0 LOB: 1 K: 3 BB: 0 S: 11 P: 15	R: 1 H: 2 E: 0 LOB: 1 K: 1 BB: 0 S: 11 P: 17	R: 0 H: 1 E: 0 LOB: 1 K: 1 BB: 0 S: 8 P: 11	R: 1 H: 1 E: 0 LOB: 1 K: 0 BB: 1 S: 12 P: 24	1B: 7 2B: 2 3B: 0 HR: 0	SF: 0 SAC: 0 DP: 1 HBP: 0		WP: 0 PB: 1 SB: 1 CS: 0	PA: 40			

PITCHER		IP	WLS	BF	H	R	ER	SO	BB	IBB	HBP	BLK	WP	HR	S	P	ERA	WHIP
38 Mat Latos, R ERA: 3.97	(1, 1)	6.0	W	26	5	2	2	7	4	0	0	0	0	0	62	106	3.00	1.500
57 Luke Gregerson, R ERA: 2.92	(7, 1)	0.2	H	4	2	1	1	0	0	0	0	0	0	0	8	14	13.50	3.000
52 Cory Luebke, L ERA: 4.0	(7, 1)	1.1	H	5	1	0	0	2	0	0	0	0	0	0	11	14	0.00	0.750
21 Heath Bell, R ERA: 1.96	(9, 1)	1.0	S	5	1	1	1	0	1	0	0	0	0	0	12	24	9.00	2.000

PITCHER	IP	WLS	BF	H	R	ER	SO	BB	IBB	HBP	BLK	WP	HR	S	P	ERA	WHIP

Batter	1	2	3	4	5	6	7	8	9	AB	R	H	RBI	BB	SO	LOB
9 Eric Patterson, L (1, 8) OBP: 0.273, SLG: 0.299 28 Aaron Cunningham, R (7, PH) (7, 9)	C FF 90 B FF 90 X FF 90 1-1 P4	B SL 81 C SL 80 C CU 74 B CU 75 X SL 80 2-2 F8	C FF 92 F CH 82 F FF 93 S CU 77 0-3 K	F SI 92 B SI 93 B SI 92 B SI 93 C FF 94 C FF 94 3-3 K					3 0 0 0 0 1 0 1 0 0 0 0 1 1						
8 Jason Bartlett, R (1, 6) OBP: 0.304, SLG: 0.316	B FF 90 C SL 81 S SL 82 X FF 90 1-2 G5-3	F FF 92 X FF 93 0-1 G6-3		B SL 80 B FF 92 B FF 92 C FF 90 B FF 92 4-1 47 S BB		F SI 95 C SL 85 B FF 95 B SI 95 F SL 87 F SI 96 B SI 95 F SI 94 S SI 94 3-3 K			3 0 0 0 1 1 0						
7 Chase Headley, S (1, 5) OBP: 0.378, SLG: 0.374	X FF 91 0-0 47 E 47 S 1B	B FF 92 C SL 82 F SL 81 B CU 76 F FF 93 B FF 93 F FF 92 F SL 82 B SL 80 4-2 BB		1 SAFE C SL 78 X FF 92 0-1 P3		C SI 97 C SI 95 B SI 95 S SL 87 1-3 K			3 0 1 0 1 1 1						
47 Ryan Ludwick, R (1, 7) OBP: 0.314, SLG: 0.406	B SL 83 1 SAFE B SL 83 S FF 92 X SL 83 2-1 G6-3 1-3	C SL 79 P PO 73 X SL 82 1-1 F9		S SL 82 1 SAFE D SL 80 C FF 93 S SL 80 1-3 K 1-2		B FF 96 C SI 94 S SL 86 S SL 87 1-3 K			4 0 0 0 0 2 3						
11 Brad Hawpe, L (1, 3) OBP: 0.295, SLG: 0.371 52 Cory Luebke, R (6, 1) 57 Luke Gregerson, L (8, 1) 15 Blake Tekotte, L (9, PH) OBP: 0.353, SLG: 0.429		B FF 90 C FF 90 C CU 75 B FF 91 X CU 74 2-2 13 FC5-4 1B	B SL 81 F FF 92 C FF 92 X FF 93 1-2 F7	B S CU 76 F CU 76 F FF 92 F FF 92 B SL 77 B SL 80 F SL 77 C SL 80 3-3 K			C SI 96 S KC 87 B FF 97 C FF 96 1-3 K	3 0 1 0 0 1 1 0 0 0 0 0 0 0 0 0 0 0 0 0 0 1 0 0 0 0 1 0						
13 Chris Denorfia, R (1, 9) OBP: 0.356, SLG: 0.455 (7, 8)		B SL 80 1 SAFE S SL 81 C SL 81 X SL 78 1-2 FC5-4 16 HR 1-2f	S SL 84 C SL 82 C FF 93 0-3 K		C SI 92 B SI 92 C SI 92 B SL 86 X CH 86 2-2 12 1B 16 G1-3 3 SF9 1B		S KC 88 C FF 96 S KC 89 0-3 K	4 2 1 0 0 2 1						
16 Kyle Phillips, L (1, 2) OBP: 0.289, SLG: 0.412 32 Rob Johnson, R (9, PR) OBP: 0.229, SLG: 0.244		X FF 92 0-0 1-H HR	B SL 80 B FF 92 C FF 92 X FF 92 2-1 P5			B SI 93 S SI 92 C SI 93 B FF 93 F SI 93 1 SAFE X SI 92 2-2 G1-3 1-2		C KC 88 S KC 89 X KC 89 0-2 1B	4 1 2 2 0 0 1 0 0 0 0 0 0 0						
12 Logan Forsythe, R (1, 4) OBP: 0.214, SLG: 0.154		B FF 92 C SL 83 C SL 81 B FF 94 F SL 81 B SL 82 X FF 92 3-2 F7	C FF 91 S SL 81 B CU 76 B SL 80 F FF 93 X SL 81 2-2 G5-3			C SI 93 B SI 94 X SI 88 1-1 2-3 1B	C FF 97 1 SAFE B FF 96 C FF 96 X FF 98 1-2 F8	4 0 1 0 0 0 1						
33 Clayton Richard, L (1, 1) 34 Pat Neshek, S (5, 1) 3 Jorge Cantu, R (6, 3) OBP: 0.235, SLG: 0.295		F FF 91 B FF 92 F SL 81 B CU 75 F FF 94 X FF 92 2-2 F7	X FF 93 0-0 F8			B FF 92 C SI 92 X FF 92 1-1 3-H SF9			2 0 0 0 0 0 0 0 0 0 0 0 0 0 0 0 0 1 0 0 0						
Inning Stats	R: 0 H: 1 E: 0 LOB: 1 K: 0 BB: 0 S: 8 P: 12	R: 2 H: 2 E: 0 LOB: 0 K: 0 BB: 0 S: 15 P: 23	R: 0 H: 0 E: 0 LOB: 1 K: 0 BB: 1 S: 13 P: 19	R: 0 H: 0 E: 0 LOB: 0 K: 1 BB: 0 S: 8 P: 11	R: 0 H: 0 E: 0 LOB: 0 K: 1 BB: 0 S: 9 P: 11	R: 0 H: 0 E: 0 LOB: 1 K: 2 BB: 1 S: 12 P: 20	R: 1 H: 2 E: 0 LOB: 1 K: 1 BB: 0 S: 14 P: 23	R: 0 H: 0 E: 0 LOB: 0 K: 3 BB: 0 S: 12 P: 17	R: 0 H: 1 E: 0 LOB: 1 K: 2 BB: 0 S: 12 P: 14	1B: 5 SF: 1 2B: 0 SAC: 0 3B: 0 DP: 0 HR: 1 HBP: 0						

TOP

San Diego Padres @ Atlanta Braves

Turner Field, Atlanta, GA

Wed Jun 01 2011, 7:11 PM - 10:02 PM EDT

Att. 21,452 - Partly Cloudy - 94 F

livebaseballscorecards.com

AB	32
R	3
H	6
RBI	3
BB	2
SO	10
LOB	9

PITCHER		IP	WLS	BF	H	R	ER	SO	BB	IBB	HBP	BLK	WP	HR	S	P	ERA	WHIP
48 Tommy Hanson, R ERA: 2.82	(1, 1)	6.0	W	23	3	2	2	4	2	0	0	0	0	1	65	96	3.00	0.833
34 Eric O'Flaherty, L ERA: 1.65	(7, 1)	1.0	H	5	2	1	1	1	0	0	0	0	0	0	14	23	9.00	2.000
39 Jonny Venters, L ERA: 0.52	(8, 1)	1.0	H	3	0	0	0	3	0	0	0	0	0	0	12	17	0.00	0.000
46 Craig Kimbrel, R ERA: 2.89	(9, 1)	1.0	S	4	1	0	0	2	0	0	0	0	0	0	12	14	0.00	1.000

PITCHER	IP	WLS	BF	H	R	ER	SO	BB	IBB	HBP	BLK	WP	HR	S	P	ERA	WHIP

BOTTOM

San Diego Padres @ Atlanta Braves

Turner Field, Atlanta, GA

Wed Jun 01 2011, 7:11 PM - 10:02 PM EDT

Att. 21,452 - Partly Cloudy - 94 F

livebaseballscorecards.com

Batter	1	2	3	4	5	6	7	8	9	AB	R	H	RBI	BB	SO	LOB
1 Jordan Schafer, L (1, 8) OBP: 0.385, SLG: 0.281	B CH 87 C FF 90 B FF 90 F FF 91 F FF 92 F FF 92 B FF 92 X FF 92 3-2 ① F8	X FF 90 0-0 1B		L SL 82 B SL 84 F FF 90 F SL 80 X FF 90 1-2 ① G6-3		C SI 88 B SI 89 B CH 71 B CH 72 C SI 80 S CH 70 3-3 ② K		F SI 90 X SI 90 0-1 ② SH1-3 1-2		4	0	1	0	0	1	0
14 Martín Prado, R (1, 7) OBP: 0.326, SLG: 0.442	C FF 91 F CU 80 B SL 84 B FF 92 B SL 86 X FF 91 3-2 10 1B 16 1B 2B	1 SAFE C FF 90 1 SAFE X CH 81 0-1 ② F9		B FF 90 B CH 82 B SL 81 B FF 88 4-0 10 G6-3 BB		C SL 83 F SL 85 X SI 88 0-2 HR		C SL 85 S SL 86 X SL 86 0-2 ③ G1-3		4	2	2	1	1	0	2
10 Chipper Jones, S (1, 5) OBP: 0.357, SLG: 0.416	B FF 90 S CH 83 X FF 90 1-1 16 1B 5 1B 2-3 1B	1 SAFE B FF 90 X FF 90 1-0 ③ G6-3		F FF 89 C FF 89 1 SAFE F FF 94 B FF 94 B FF 93 B SL 86 X CH 84 3-2 ② ③ G6-3 1-2		B CH 74 S SI 88 B SI 89 B SL 82 C CH 71 B SL 81 4-2 BB				3	1	1	0	1	0	2
16 Brian McCann, L (1, 2) OBP: 0.374, SLG: 0.473	D SL 87 C FF 91 F FF 91 X FF 92 1-2 2 1B 5 1B 1-2 3-H 1B		B FF 87 B SL 83 X FF 89 2-0 5 2B 2B		B CU 77 B SL 84 B SL 82 C FF 90 B FF 90 4-1 5 G4-6-3 BB	C FF 93 B FF 94 F SL 82 B SL 85 F SL 84 S FF 93 2-3 ③ K				3	1	2	1	1	1	1
5 Freddie Freeman, L (1, 3) OBP: 0.346, SLG: 0.413	S SL 84 B SL 86 C FF 91 X SL 87 1-2 2 1B 1-2 2-H 1B		F SL 83 F SL 84 F FF 90 X SL 85 0-2 48 FC5 2-H 2B		X FF 89 0-0 ① ② G4-6-3 1-2f		C SL 83 C SL 80 X SL 85 0-2 ① P5			4	0	2	2	0	0	1
2 Alex Gonzalez, R (1, 6) OBP: 0.302, SLG: 0.387	B FF 91 F CH 84 C CH 84 X SL 86 1-2 1-2 2-3 1B		F CH 81 X FF 91 0-1 ① G6-3		B FF 91 B CH 83 B FF 89 B FF 89 4-0 26 E BB		F CU 78 F FF 93 S SL 85 0-3 ② K2-3			3	0	1	0	1	1	1
26 Dan Uggla, R (1, 4) OBP: 0.241, SLG: 0.316	X CU 80 0-0 ② F4		C FF 89 B CH 81 X CH 82 1-1 ② L7		C FF 91 F FF 91 D FF 92 D SL 87 1 SAFE B FF 93 X CH 83 3-2 E5 1-2		C SL 80 B FF 93 S CH 86 B SL 84 X FF 93 2-2 ③ G5-3			4	0	0	0	0	0	5
4 Joe Mather, R (1, 9) OBP: 0.327, SLG: 0.435	B SL 85 F CH 83 F FF 90 C FF 92 1-3 ③ K		I IN 77 I IN 76 I IN 76 I IN 75 4-0 48 FC5 IBB		C SL 84 S SL 85 X SL 85 0-2 ③ G4-3			B SL 85 S SL 86 S SL 86 F SL 86 X SL 86 1-2 ① G6-3		3	0	0	0	1	1	5
48 Tommy Hanson, R (1, 1) OBP: 0.105, SLG: 0.105 17 Matt Young, L (6, PH) OBP: 0.182, SLG: 0.100 34 Eric O'Flaherty, L (7, 1) 39 Jonny Venters, L (8, 1) 20 Eric Hinske, L (8, PH) OBP: 0.333, SLG: 0.476 46 Craig Kimbrel, R (9, 1)		B FF 88 C FF 88 B FF 89 X FF 89 2-1 ① G3	C FF 91 B FF 91 F FF 91 F FF 94 B FF 93 X FF 93 2-2 ③ FC5 1-2 2-3f			C SI 86 B CH 73 F CH 71 B SI 89 X CH 73 2-2 ① F8		B CH 78 X SL 84 1-0 1 SH1-3 1B		2 1 0 0 1 0	0 0 0 0 0 0	0 0 0 0 1 0	0 0 0 0 0 0	0 0 0 0 0 0	0 0 0 0 0 0	2 0 0 0 0 0
Inning Stats	R: 2 E: 0 K: 1 S: 23 H: 5 LOB: 3 BB: 0 P: 34	R: 0 E: 0 K: 0 S: 6 H: 1 LOB: 1 BB: 0 P: 9	R: 1 E: 0 K: 0 S: 13 H: 2 LOB: 2 BB: 1 P: 22	R: 0 E: 0 K: 0 S: 8 H: 0 LOB: 0 BB: 1 P: 16	R: 0 E: 1 K: 0 S: 8 H: 0 LOB: 2 BB: 2 P: 19	R: 1 E: 0 K: 2 S: 15 H: 1 LOB: 1 BB: 1 P: 26	R: 0 E: 0 K: 1 S: 9 H: 0 LOB: 0 BB: 0 P: 11	R: 0 E: 0 K: 0 S: 10 H: 1 LOB: 1 BB: 0 P: 12								

AB	32
R	4
H	10
RBI	4
BB	5
SO	4
LOB	19

PITCHER		IP	WLS	BF	H	R	ER	SO	BB	IBB	HBP	BLK	WP	HR	S	P	ERA	WHIP							
33 Clayton Richard, L ERA: 4.52	(1, 1)	4.2	L	25	8	3	3	1	3	1	0	0	0	0	55	97	5.79	2.357							
34 Pat Neshek, R ERA: 2.13	(5, 1)	1.0		5	1	1	1	1	1	0	0	0	0	1	14	23	9.00	2.000							
52 Cory Luebke, L ERA: 3.81	(6, 1)	1.1		4	0	0	0	2	0	0	0	0	0	0	13	17	0.00	0.000							
57 Luke Gregerson, R ERA: 2.81	(8, 1)	1.0		4	1	0	0	0	0	0	0	0	0	0	10	12	0.00	1.000							

PITCHER	IP	WLS	BF	H	R	ER	SO	BB	IBB	HBP	BLK	WP	HR	S	P	ERA	WHIP

1B: 6	SF: 0	WP: 0	PA: 38
2B: 3	SAC: 1	PB: 0	
3B: 0	DP: 1	SB: 0	
HR: 1	HBP: 0	CS: 0	

Atlanta Braves @ New York Mets

Citi Field, Flushing, NY

Fri Jun 03 2011, 7:14 PM - 9:47 PM EDT

Att. 28,301 - Clear - 72 F

TOP

livebaseballscorecards.com

Batter	1	2	3	4	5	6	7	8	9	AB	R	H	RBI	BB	SO	LOB
1 Jordan Schafer, L (1, 8) OBP: 0.357, SLG: 0.257	B FF 89 C FF 90 F SI 88 F FF 91 B CU 75 B FF 92 T FF 91 3-2 ① K	X SI 89 0-0 ③ G1-3			C CU 73 L SI 90 F FF 90 B CU 76 S CU 73 1-3 ① K		B FC 87 C FF 89 S CU 75 S FF 90 1-3 ② K		X SI 87 0-0 HR	2	0	0	0	0	1	2
20 Eric Hinske, L (5, PH) OBP: 0.336, SLG: 0.505 (5, 9)										3	1	1	1	0	2	1
46 Craig Kimbrel, R (9, 1)										0	0	0	0	0	0	0
14 Martín Prado, R (1, 7) OBP: 0.327, SLG: 0.449	B FF 91 X FF 91 1-0 ② G1-3		C CU 73 F FF 90 B CU 76 X CU 74 1-2 ① L5		B SI 91 S CU 75 B CU 76 X SI 90 2-1 10 F9 2B		C CU 73 D CU 75 1 SAFE C CU 73 B FF 89 X CU 74 2-2 ③ G6-3		B FF 90 C FF 90 B SI 89 X SI 88 2-1 5 2B	5	1	2	0	0	0	1
10 Chipper Jones, S (1, 5) OBP: 0.358, SLG: 0.431	X FF 92 0-0 1B		X CH 84 0-0 ② F9		X SI 90 0-0 ② F9 2-3			B CH 84 B SI 88 F FF 90 C CU 73 F CU 74 X FF 91 2-2 HR	B SI 89 S SI 89 C CH 81 S CH 84 1-3 ② K	5	1	2	1	0	1	2
16 Brian McCann, L (1, 2) OBP: 0.370, SLG: 0.464	C FF 89 B FF 89 F FC 88 X FC 88 1-2 ③ F7		B FC 88 S SI 90 S CU 75 F FF 89 F CU 76 S SI 90 1-3 ③ K		C CU 72 D CU 74 X FC 87 1-1 ③ G6-3			B CU 73 B SI 90 B FF 90 C FF 90 X FF 90 3-1 ① P5	I IN 72 I IN 74 I IN 78 I IN 85 4-0 5 2B IBB	4	1	0	0	1	1	2
5 Freddie Freeman, L (1, 3) OBP: 0.352, SLG: 0.428		B FC 86 X SI 88 1-0 2 2B 4 1B 1B		B FF 90 F FF 90 X SI 90 2-0 26 G4-3 2B		B CU 73 C CU 73 B CU 75 B FC 86 F FF 89 C FF 91 3-3 K		B CU 73 B FC 86 C FF 91 F CU 74 S FF 90 2-3 ② K	F SI 89 S CH 82 F CH 84 F FF 89 X CU 76 0-2 ③ 1-H 2-H 2B	5	1	3	2	0	2	0
26 Dan Uggla, R (1, 4) OBP: 0.242, SLG: 0.312		C SI 89 X SI 89 0-1 ① F9		S SI 89 X SI 91 0-1 ① G4-3 2-3		X SI 90 0-0 ② G1-3		B FC 89 F FC 90 B CU 76 B FC 89 B FC 90 4-1 2 WP 2 E BB		3	1	0	0	1	0	2
2 Alex Gonzalez, R (1, 6) OBP: 0.301, SLG: 0.389		1 SAFE B SI 89 F FC 86 X FC 86 1-1 4 1B 32 1-3 FC1-2-5 2B		F FF 89 B CH 85 D SI 86 C CU 75 S FF 91 2-3 ② K		B CH 84 F CU 74 B FF 91 X CU 75 2-1 ③ G5-3		B FC 90 1 SAFE F FC 89 S CU 76 X CU 77 1-2 E6 1-H		4	0	1	0	0	1	1
4 Joe Mather, R (1, 9) (5, 8) (9, 9) OBP: 0.340, SLG: 0.429		C CU 74 F CU 75 B FF 91 D CU 76 X CU 75 2-2 32 FC1-2-5 2-3 3-H 1B		I IN 63 I IN 59 I IN 60 I IN 59 4-0 32 FC4-6 IBB			B CU 74 F SI 90 X SI 88 1-1 ① G6-3	1 SAFE F CU 75 F CU 76 S FC 89 0-3 ③ K		3	0	1	1	1	1	1
32 Derek Lowe, R (1, 1) OBP: 0.200, SLG: 0.111 24 Diory Hernandez, R (7, PH) OBP: 0.313, SLG: 0.313 19 Scott Linebrink, R (7, 1) 39 Jonny Venters, L (8, 1) 17 Matt Young, L (9, PH) (9, 8) OBP: 0.174, SLG: 0.095		L FF 90 X CU 73 0-1 ② FC1-2-5 1-2 3-H		1 SAFE C CU 71 B FF 90 X FF 90 1-1 ③ FC4-6 1-2f			C FF 89 X SI 89 0-1 1B		X SI 88 0-0 ① F8	2	0	0	0	0	0	4
										1	0	1	0	0	0	0
										0	0	0	0	0	0	0
										0	0	0	0	0	0	0
										1	0	0	0	0	0	0

Inning Stats	1	2	3	4	5	6	7	8	9
	R: 0 E: 0 K: 1 S: 9	H: 1 LOB: 1 BB: 0 P: 14	R: 1 E: 0 K: 0 S: 11	H: 3 LOB: 2 BB: 0 P: 15	R: 0 E: 0 K: 1 S: 9	H: 0 LOB: 0 BB: 0 P: 11	R: 0 E: 0 K: 1 S: 8	H: 1 LOB: 2 BB: 1 P: 17	R: 0 E: 0 K: 1 S: 9	H: 1 LOB: 1 BB: 0 P: 13	R: 0 E: 0 K: 1 S: 6	H: 0 LOB: 0 BB: 0 P: 11	R: 0 E: 0 K: 1 S: 10	H: 1 LOB: 1 BB: 0 P: 14	R: 2 E: 1 K: 2 S: 16	H: 1 LOB: 1 BB: 1 P: 28	R: 3 E: 0 K: 1 S: 12	H: 3 LOB: 1 BB: 1 P: 19

| | | | | | | | | | |

Atlanta Braves @ New York Mets

Citi Field, Flushing, NY

Fri Jun 03 2011, 7:14 PM - 9:47 PM EDT

Att. 28,301 - Clear - 72 F

BOTTOM

Batter	1	2	3	4	5	6	7	8	9	AB	R	H	RBI	BB	SO	LOB
7 José Reyes, S (1, 6) OBP: 0.384, SLG: 0.498	C CH 85 X SI 86 0-1 ① F7			B SI 87 X SI 87 1-0 15 1B 3B	B FC 84 B SI 86 C SL 78 B SL 78 X FC 83 3-1 1B			B SI 94 B SI 94 C SI 94 C SI 94 B SL 86 X SI 94 3-2 ① G6-3		4	1	2	0	0	0	0
2 Justin Turner, R (1, 5) OBP: 0.353, SLG: 0.450	C SI 87 C SL 78 X SL 79 0-2 ② L4			X SI 87 0-0 ① G6-3	1 SAFE 1 SAFE C SL 78 S FC 85 X SL 80 0-2 ③ G4-3			C SI 94 B SI 96 X SI 96 1-1 1B		4	0	1	0	0	0	2
15 Carlos Beltrán, S (1, 9) OBP: 0.372, SLG: 0.528	C SI 88 B SI 86 B CH 81 C SL 78 F SI 87 X SI 87 2-2 ③ G1-3			B SI 87 B CH 81 X FC 87 2-0 44 BB 28 1B 3-H 1B		X SI 86 0-0 ① G3		C SI 95 F SL 86 T SL 86 0-2 ② K		4	1	1	1	0	1	1
44 Jason Bay, R (1, 7) OBP: 0.318, SLG: 0.300		C SL 77 B SL 83 B SL 78 B SI 87 X SI 88 3-1 ① L4		1 SAFE B FC 88 B SL 80 B SL 80 C SI 87 B SL 80 4-1 28 E 28 1B 16 1B 1-2 BB		B SI 87 X SI 88 1-0 ② G4-3		1 SAFE C SI 94 F SL 86 B SI 95 S SL 85 1-3 ③ K		3	1	0	0	1	1	1
28 Daniel Murphy, L (1, 3) OBP: 0.355, SLG: 0.427		C SI 87 B SL 81 X SI 87 1-1 ② G6-3		C SL 78 B CH 82 X SI 87 1-1 ② E7 1-3 2-H 1B		X SI 87 0-0 1B			C FF 94 C KC 86 B KC 88 F FF 96 F FF 96 B KC 86 F FF 95 F FF 97 F FF 95 2-2 ① X FF 95 F7	4	0	2	1	0	0	0
16 Ángel Pagán, S (1, 8) OBP: 0.304, SLG: 0.314		C SI 88 B FC 84 B FC 83 X SI 87 2-1 ③ L8		B FC 86 B CH 82 X SI 88 2-0 3-H 1B		C SL 78 1 SAFE B SL 79 X CH 82 1-1 ③ L8			B FF 94 X FF 94 1-0 30 G3-1 1B	4	0	2	1	0	0	1
30 Josh Thole, L (1, 2) OBP: 0.301, SLG: 0.269			C SI 88 X SI 87 0-1 11 G6-4-3 1B	X SI 88 0-0 ③ G1-3			B SI 92 F SI 93 F SI 93 X SL 81 1-2 ① G6-3		1 SAFE B FF 93 B FF 93 1 SAFE B FF 94 1 SAFE C FF 93 S FF 94 F FF 95 3-2 X FF 94 G3-1 1-2	4	0	1	0	0	0	2
11 Rubén Tejada, R (1, 4) OBP: 0.327, SLG: 0.314 22 Willie Harris, L (9, PH) OBP: 0.300, SLG: 0.296			B SI 87 1 SAFE B SL 79 C SI 86 X SL 80 2-1 ① ② G6-4-3 1-2f		C SI 87 B SI 87 B SI 87 C SL 78 X SI 88 2-2 ① G6-3		B FF 94 F SI 92 X FF 93 1-1 ② F9		F FF 94 F FF 96 B FF 96 S KC 87 1-3 ③ K2-3	3 1	0 0	0 0	0 0	0 1	0 1	1 1
49 Jonathon Niese, L (1, 1) OBP: 0.154, SLG: 0.167 45 Jason Isringhausen, R (8, 1) 75 Francisco Rodríguez, R (9, 1)			C SI 87 F FC 86 C SL 79 0-3 ③ K		F SI 86 B SI 87 C SI 88 B SL 80 X SI 86 2-2 ② G1-3		S FF 93 C SI 93 B FF 93 B FF 94 S FF 93 2-3 ③ K			3 0 0	0 0 0	0 0 0	0 0 0	2 0 0	0 0 0	0 0 0

livebaseballscorecards.com

AB	34
R	3
H	9
RBI	3
BB	1
SO	5
LOB	9

Inning Stats	1	2	3	4	5	6	7	8	9
	R: 0 E: 0 K: 0 S: 9	R: 0 E: 0 K: 0 S: 6	R: 0 E: 0 K: 1 S: 7	R: 3 E: 1 K: 0 S: 8	R: 0 E: 0 K: 0 S: 11	R: 0 E: 0 K: 0 S: 5	R: 0 E: 0 K: 1 S: 8	R: 0 E: 0 K: 2 S: 11	R: 0 E: 0 K: 1 S: 16
	H: 0 LOB: 0 BB: 0 P: 11	H: 0 LOB: 0 BB: 0 P: 12	H: 1 LOB: 0 BB: 0 P: 9	H: 4 LOB: 1 BB: 1 P: 18	H: 1 LOB: 1 BB: 0 P: 18	H: 1 LOB: 1 BB: 0 P: 7	H: 0 LOB: 0 BB: 0 P: 12	H: 1 LOB: 1 BB: 0 P: 16	H: 1 LOB: 1 BB: 0 P: 23

1B: 8	SF: 0	WP: 0
2B: 0	SAC: 0	PA: 35
3B: 1	DP: 1	PB: 0
HR: 0	HBP: 0	SB: 0
		CS: 0

PITCHER		IP	WLS	BF	H	R	ER	SO	BB	IBB	HBP	BLK	WP	HR	S	P	ERA	WHIP
32 Derek Lowe, R ERA: 4.07	(1, 1)	6.0		24	7	3	3	1	1	0	0	0	0	0	46	75	4.50	1.333
19 Scott Linebrink, R ERA: 4.22	(7, 1)	1.0		3	0	0	0	1	0	0	0	0	0	0	8	12	0.00	0.000
39 Jonny Venters, L ERA: 0.5	(8, 1)	1.0	W	4	1	0	0	2	0	0	0	0	0	0	11	16	0.00	1.000
46 Craig Kimbrel, R ERA: 2.79	(9, 1)	1.0	S	4	1	0	0	1	0	0	0	0	0	0	16	23	0.00	1.000

PITCHER	IP	WLS	BF	H	R	ER	SO	BB	IBB	HBP	BLK	WP	HR	S	P	ERA	WHIP

Batter	1	2	3	4	5	6	7	8	9	AB	R	H	RBI	BB	SO	LOB
14 Martín Prado, R (1, 7) OBP: 0.326, SLG: 0.446	F FF 87 C SI 88 F KC 72 F FF 89 X SI 89 0-2 2 CS 1B		X KC 73 0-0 ② G1-5-3 2-3		C SI 91 B KC 76 F CH 83 F FF 91 F FF 92 B CH 84 F FF 92 B CH 82 X CH 84 3-2 ③ G6-3			B FF 95 B FF 94 C FF 95 X FF 94 2-1 ② P5		4	0	1	0	0	0	3
2 Alex Gonzalez, R (1, 6) OBP: 0.300, SLG: 0.386	B SI 90 S KC 73 X KC 74 1-1 ① 10 G4-1 1-2 1B		F CH 83 B CH 84 S SI 91 S FF 91 1-3 ③ K			B FF 89 C SI 89 B KC 74 X SI 90 2-1 ① L8		C FF 94 X FF 94 0-1 ③ P3		4	0	1	0	0	1	1
10 Chipper Jones, S (1, 5) OBP: 0.352, SLG: 0.422	X CH 83 0-0 ② G4-1 1-2			B SI 89 F SI 89 S CH 82 S CH 83 1-3 ① K		X FC 86 0-0 ② F7			B FF 93 B FF 93 B FF 93 C FF 91 F FF 93 X FF 93 3-2 ① L9	4	0	0	0	0	1	1
16 Brian McCann, L (1, 2) OBP: 0.368, SLG: 0.456	C CH 82 B FF 89 B SI 90 X CH 83 2-1 ③ F9			B FF 91 X SI 90 1-0 ② G6-3		B KC 73 B FC 86 B CH 83 B SI 91 4-0 BB			B SI 88 C SL 81 S CH 85 B SL 82 X SL 84 2-2 ② F7	3	0	0	0	1	0	1
5 Freddie Freeman, L (1, 3) OBP: 0.345, SLG: 0.419		X SI 88 0-0 ① G4-3		B FC 86 B CH 83 F FC 85 B CH 83 X SI 91 3-1 ③ G6-3		X FC 87 0-0 ③ G3			C CH 82 X SL 84 0-1 ③ G6-3	4	0	0	0	0	0	1
26 Dan Uggla, R (1, 4) OBP: 0.243, SLG: 0.317		C FF 89 B CH 81 X FF 89 1-1 ② G1-3			X CH 82 0-0 20 F9 2B		C SI 90 F SI 89 F KC 73 X SI 90 0-2 ① G5-3			3	0	1	0	0	0	0
20 Eric Hinske, L (1, 9) OBP: 0.328, SLG: 0.491		B KC 72 F SI 90 B CH 82 C CH 83 B FF 89 F CH 83 X FF 90 3-2 ③ F9			B CH 82 F SI 90 S CH 83 B CH 84 X FF 88 2-2 ① F9 2-3		C CH 82 F FF 89 X CH 82 0-2 ② L7			3	0	0	0	0	0	1
4 Joe Mather, R (1, 8) OBP: 0.357, SLG: 0.431			B KC 72 X SI 89 1-0 14 G1-5-3 49 SH3-4 1B		B FC 86 B FC 84 B CH 82 B CH 83 4-0 49 SH2-4 BB		B KC 72 B SI 90 B FF 90 C SL 83 X CH 82 3-1 ③ G5-3			2	0	1	0	1	0	0
49 Jair Jurrjens, R (1, 1) OBP: 0.130, SLG: 0.091 43 Scott Proctor, R (7, 1) 17 Matt Young, L (8, PH) OBP: 0.167, SLG: 0.091 52 George Sherrill, L (8, 1)			X FF 88 0-0 ① SH3-4 1-2		X CH 82 0-0 ② SH2-4 1-2			B FF 94 B FF 94 B FF 92 C FF 93 C FF 94 F FF 94 X FF 93 3-2 ① G4-3		0 0 1 0	0 0 0 0	0 0 0 0	0 0 0 0	0 0 0 0	0 0 0 0	0 0 0 0
Inning Stats	R: 0 E: 0 K: 0 S: 10 H: 2 LOB: 1 BB: 0 P: 13	R: 0 E: 0 K: 0 S: 7 H: 0 LOB: 0 BB: 0 P: 11	R: 0 E: 0 K: 1 S: 6 H: 1 LOB: 1 BB: 0 P: 8	R: 0 E: 0 K: 1 S: 6 H: 0 LOB: 0 BB: 0 P: 11	R: 0 E: 0 K: 0 S: 11 H: 1 LOB: 2 BB: 1 P: 20	R: 0 E: 0 K: 0 S: 4 H: 0 LOB: 1 BB: 1 P: 10	R: 0 E: 0 K: 0 S: 9 H: 0 LOB: 0 BB: 0 P: 12	R: 0 E: 0 K: 0 S: 8 H: 0 LOB: 0 BB: 0 P: 13	R: 0 E: 0 K: 0 S: 8 H: 0 LOB: 0 BB: 0 P: 13	1B: 3 2B: 1 3B: 0 HR: 0 SF: 0 SAC: 2 DP: 0 HBP: 0						

TOP

Atlanta Braves @ New York Mets

Citi Field, Flushing, NY

Sat Jun 04 2011, 7:13 PM - 9:31 PM EDT

Att. 28,114 - Cloudy - 69 F

livebaseballscorecards.com

AB	28
R	0
H	4
RBI	0
BB	2
SO	2
LOB	8

WP: 0 PB: 0 SB: 0 CS: 1 PA: 32

PITCHER		IP	WLS	BF	H	R	ER	SO	BB	IBB	HBP	BLK	WP	HR	S	P	ERA	WHIP
35 Dillon Gee, R ERA: 3.33	(1, 1)	7.0	W	26	4	0	0	2	2	0	0	0	0	0	53	85	0.00	0.857
27 Pedro Beato, R ERA: 3.24	(8, 1)	1.1		4	0	0	0	0	0	0	0	0	0	0	11	19	0.00	0.000
40 Tim Byrdak, L ERA: 5.02	(9, 1)	0.2		2	0	0	0	0	0	0	0	0	0	0	5	7	0.00	0.000

PITCHER		IP	WLS	BF	H	R	ER	SO	BB	IBB	HBP	BLK	WP	HR	S	P	ERA	WHIP

Batter	1	2	3	4	5	6	7	8	9	AB	R	H	RBI	BB	SO	LOB
7 José Reyes, S (1, 6) OBP: 0.382, SLG: 0.502	B FF 87 X CH 81 1-0 F9 ①		C FF 87 B CH 82 X CH 82 1-1 F8 ①		B FF 91 B CH 84 B FF 92 C CH 84 X CH 84 3-1 P6 ③		C FF 93 X CU 76 0-1 2 SF8 3B 1-H 2-H 3-H			4	1	1	3	0	0	1
2 Justin Turner, R (1, 5) OBP: 0.350, SLG: 0.446	B FF 87 X SI 86 1-0 28 1B 28 S 1B		C FF 88 C FF 87 C FF 91 0-3 K ②			C SL 79 C CH 83 F SL 77 X FF 90 0-2 F8 ①	B SL 81 F FF 92 S FF 93 D SL 83 X SL 82 2-2 SF8 ② 3-H			3	0	1	1	0	1	0
15 Carlos Beltrán, S (1, 9) OBP: 0.366, SLG: 0.518 27 Pedro Beato, R (8, 1) 40 Tim Byrdak, L (9, 1)	1 SAFE B FF 87 C FF 86 1 SAFE S FF 87 C CH 83 1-3 K ②		C CH 84 B FF 90 B SI 89 S FF 90 B CH 84 T FF 90 3-2 K ③			B CH 83 X SL 80 1-0 F9 ②	B CU 74 B CU 76 X FF 93 2-0 F9 ③			4 0 0	0 0 0	0 0 0	0 0 0	0 0 0	2 0 0	1 0 0
28 Daniel Murphy, L (1, 3) OBP: 0.358, SLG: 0.429	B FC 88 C CH 82 1 SAFE C CH 84 X FF 89 1-2 1-3 1B			B FF 86 B FF 88 B FF 87 C FF 88 X FF 88 3-1 L4 ①		B FF 90 B FF 88 X CH 83 2-0 G4-3 ③		B FF 85 F FF 85 F FF 86 X FF 85 1-2 44 G6-4-3 1B		4	0	2	0	0	0	0
16 Ángel Pagán, S (1, 8) OBP: 0.294, SLG: 0.302	D FF 88 X FF 89 1-0 F8 ③			S CH 82 B FF 88 B FF 86 F CH 83 F CH 83 X FF 91 2-2 F7 ②			C CH 82 F FF 89 X CH 82 0-2 G4-3 ①	C FC 86 C FF 86 F FF 88 X SL 72 0-2 F8 ①		4	0	0	0	0	0	3
44 Jason Bay, R (1, 7) OBP: 0.310, SLG: 0.291		B SL 79 X FF 86 1-0 G5-3 ①		B FF 88 B CH 83 F CH 84 T FF 90 S SL 78 2-3 K ③			C FF 90 B SL 79 B SL 81 X FF 90 2-1 E6 30 2B 20 1B	C SL 70 X FF 86 0-1 G6-4-3 ②③ 1-2f		4	1	0	0	0	1	1
30 Josh Thole, L (1, 2) OBP: 0.308, SLG: 0.285		B FF 87 X FF 87 1-0 F8 ②			B FF 86 B CH 82 C FC 86 X FF 88 2-1 11 WP 1B		1 SAFE B FF 87 C CH 81 X CH 83 1-1 20 1B 7 3B 1-3 2B			3	1	2	0	0	0	0
11 Rubén Tejada, R (1, 4) OBP: 0.345, SLG: 0.321		C FF 88 X FF 89 0-1 1B			C FC 88 B SL 80 F CH 84 X SL 80 1-2 F8 ① 1-2		C FF 88 H FF 90 1-1 20 1B 7 3B HBP			2	1	1	0	0	0	1
35 Dillon Gee, R (1, 1) OBP: 0.118, SLG: 0.067 20 Jason Pridie, L (7, PH) OBP: 0.324, SLG: 0.415 (8, 9)		C FF 89 S SL 80 S FF 90 0-3 K ③			S SL 79 S SL 80 C FF 92 0-3 K ②		B CH 83 X CH 82 1-0 7 3B 1-2 2-3 3-H 1B			2 1	0 1	0 1	0 1	0 0	2 0	2 0
Inning Stats	R: 0 E: 0 K: 1 S: 9 H: 2 LOB: 2 BB: 0 P: 14	R: 0 E: 0 K: 1 S: 7 H: 1 LOB: 1 BB: 0 P: 9	R: 0 E: 0 K: 2 S: 8 H: 0 LOB: 0 BB: 0 P: 12	R: 0 E: 0 K: 1 S: 9 H: 0 LOB: 0 BB: 0 P: 16	R: 0 E: 0 K: 1 S: 10 H: 1 LOB: 1 BB: 0 P: 16	R: 0 E: 0 K: 0 S: 6 H: 0 LOB: 0 BB: 0 P: 9	R: 5 E: 1 K: 0 S: 15 H: 3 LOB: 0 BB: 0 P: 24	R: 0 E: 0 K: 0 S: 9 H: 1 LOB: 0 BB: 0 P: 10		1B: 6 2B: 1 3B: 1 HR: 0	SF: 1 SAC: 0 DP: 1 HBP: 1			WP: 1 PB: 0 SB: 1 CS: 0	PA: 33	

PITCHER		IP	WLS	BF	H	R	ER	SO	BB	IBB	HBP	BLK	WP	HR	S	P	ERA	WHIP
49 Jair Jurrjens, R ERA: 1.75	(1, 1)	6.1	L	27	6	4	3	6	0	0	1	0	1	0	58	90	4.26	0.947
43 Scott Proctor, R ERA: 2.45	(7, 1)	0.2		3	1	1	1	0	0	0	0	0	0	0	6	10	13.50	1.500
52 George Sherrill, L ERA: 2.4	(8, 1)	1.0		3	1	0	0	0	0	0	0	0	0	0	9	10	0.00	1.000

PITCHER	IP	WLS	BF	H	R	ER	SO	BB	IBB	HBP	BLK	WP	HR	S	P	ERA	WHIP

BOTTOM

Atlanta Braves @ New York Mets

Citi Field, Flushing, NY

Sat Jun 04 2011, 7:13 PM - 9:31 PM EDT

Att. 28,114 - Cloudy - 69 F

livebaseballscorecards.com

AB	31
R	5
H	8
RBI	5
BB	0
SO	6
LOB	9

Atlanta Braves @ New York Mets

Citi Field, Flushing, NY

Sun Jun 05 2011, 8:12 PM - 10:53 PM EDT

Att. 21,015 - Cloudy - 62 F

TOP

livebaseballscorecards.com

Batter	1	2	3	4	5	6	7	8	9	AB	R	H	RBI	BB	SO	LOB
1 Jordan Schafer, L (1, 8) OBP: 0.326, SLG: 0.231	C FF 84 B KN 76 F KN 73 X KN 79 1-2 ① G4-3		X KN 73 0-0 ③ F8			F FF 83 S KN 78 F KN 79 X EP 62 0-2 ① P6		C FF 86 C KN 78 F KN 80 B KN 80 F KN 81 B KN 78 F KN 78 C FF 86 2-3 ② K 1-2		4	0	0	0	0	1	1
2 Alex Gonzalez, R (1, 6) OBP: 0.295, SLG: 0.379	C FF 86 X KN 79 0-1 ② F8			B FF 84 C KN 73 X KN 78 1-1 ① G6-3		C KN 75 X KN 80 0-1 ② L8		B KN 76 F KN 76 T KN 79 F FF 86 X KN 80 1-2 ③ F9		4	0	0	0	0	0	1
14 Martín Prado, R (1, 5) OBP: 0.325, SLG: 0.440	C KN 77 F KN 78 B KN 82 S KN 81 1-3 ③ K2-3			C FF 85 B KN 77 B KN 72 X KN 75 2-1 ② G1-3		C FF 85 F KN 79 F KN 81 X EP 63 0-2 ③ G5-3			B FF 94 C FF 93 B CH 84 B FF 93 B FF 92 4-1 5 2B 24 HR BB	3	1	0	0	1	1	0
16 Brian McCann, L (1, 2) OBP: 0.371, SLG: 0.472		C KN 76 B KN 77 B KN 77 S KN 74 F KN 77 F KN 78 X KN 80 2-2 ① F8		B KN 77 C KN 75 B KN 78 X KN 77 2-1 1B			B KN 76 B KN 76 F FF 84 B KN 76 C FF 84 F KN 76 X FF 86 3-2 HR		C FF 94 D FF 94 B FF 93 X FF 93 2-1 ① F7	4	1	2	1	0	0	1
5 Freddie Freeman, L (1, 3) OBP: 0.348, SLG: 0.426		C KN 75 X KN 80 0-1 1B		F KN 76 B KN 78 X KN 78 1-1 ③ P6			B KN 76 B KN 73 X KN 74 2-0 ① L4		B SI 94 B FF 93 F FF 92 X FF 94 2-1 1-3 24 HR 2B	4	1	2	0	0	0	1
26 Dan Uggla, R (1, 4) OBP: 0.240, SLG: 0.312 53 Cory Gearrin, R (7, 1) 24 Diory Hernandez, R (9, PH) OBP: 0.353, SLG: 0.529		B KN 75 B KN 76 F FF 85 B KN 76 X FF 86 3-1 ② P3			B KN 75 S FF 85 B KN 75 F KN 75 F KN 78 T KN 79 2-2 ① K		B KN 76 S KN 76 B KN 78 S KN 75 B KN 80 F KN 76 X KN 77 3-2 ② F8		B FF 89 B FF 90 C FF 89 B FF 89 X FF 87 3-1 2-H 3-H HR	3 0 1	0 0 1	0 0 1	0 0 3	0 0 0	1 0 0	1 0 0
20 Eric Hinske, L (1, 7) OBP: 0.325, SLG: 0.491		F FF 85 1 SAFE B KN 77 F KN 76 X FF 86 1-2 ③ F7			X KN 75 0-0 2B		S KN 80 X FF 83 0-1 ③ G4-3		B FF 89 F FF 89 C CU 77 S CH 83 1-3 ② K2-3	4	0	1	0	0	1	1
4 Joe Mather, R (1, 9) OBP: 0.333, SLG: 0.400			B FF 84 X FF 84 1-0 ① F7		F KN 76 X KN 80 0-1 ② F9			C KN 74 X KN 79 0-1 ① F9	F FF 88 F CH 81 F CU 77 S CH 86 0-3 ③ K	4	0	0	0	0	1	1
15 Tim Hudson, R (1, 1) OBP: 0.130, SLG: 0.048 17 Matt Young, L (5, PH) OBP: 0.160, SLG: 0.087 50 Cristhian Martinez, R (5, 1) OBP: 0.333, SLG: 0.667 7 Brooks Conrad, S (7, 4) OBP: 0.317, SLG: 0.281			C FF 84 B KN 74 B KN 77 C FF 86 X KN 77 2-2 ② G5-3		C KN 76 B KN 78 F KN 80 F KN 80 X FF 80 1-2 ③ F7			B KN 75 B FF 86 B FF 84 C FF 83 F FF 85 B KN 78 4-2 1 PB BB		1 1 0 0	0 0 0 0	0 0 0 0	0 0 0 0	0 0 0 1	0 0 0 0	0 1 0 0
Inning Stats	R: 0 E: 0 K: 1 S: 8 H: 0 LOB: 0 BB: 0 P: 10	R: 0 E: 0 K: 0 S: 12 H: 1 LOB: 1 BB: 0 P: 18	R: 0 E: 0 K: 0 S: 5 H: 0 LOB: 0 BB: 0 P: 8	R: 0 E: 0 K: 0 S: 8 H: 1 LOB: 1 BB: 0 P: 14	R: 0 E: 0 K: 1 S: 11 H: 1 LOB: 1 BB: 0 P: 14	R: 0 E: 0 K: 0 S: 10 H: 0 LOB: 0 BB: 0 P: 10	R: 1 E: 0 K: 0 S: 11 H: 1 LOB: 0 BB: 0 P: 19	R: 0 E: 0 K: 1 S: 14 H: 0 LOB: 1 BB: 1 P: 21	R: 3 E: 0 K: 2 S: 14 H: 2 LOB: 0 BB: 1 P: 26	1B: 2 2B: 2 3B: 0 HR: 2 SF: 0 SAC: 0 DP: 0 HBP: 0						

	AB	33
	R	4
	H	6
	RBI	4
	BB	2
	SO	5
	LOB	8

WP: 0 PB: 1 SB: 0 CS: 0 PA: 35

PITCHER		IP	WLS	BF	H	R	ER	SO	BB	IBB	HBP	BLK	WP	HR	S	P	ERA	WHIP
43 R.A. Dickey, R ERA: 4.04	(1, 1)	8.0	W	29	4	1	1	3	1	0	0	0	0	1	79	114	1.12	0.625
46 Manny Acosta, R ERA: 54.0	(9, 1)	0.1		3	1	2	2	0	1	0	0	0	0	0	5	13	54.00	6.000
75 Francisco Rodríguez, R ERA: 3.14	(9, 1)	0.2		3	1	1	1	2	0	0	0	0	0	1	9	13	13.50	1.500

PITCHER	IP	WLS	BF	H	R	ER	SO	BB	IBB	HBP	BLK	WP	HR	S	P	ERA	WHIP

Atlanta Braves @ New York Mets

Citi Field, Flushing, NY

Sun Jun 05 2011, 8:12 PM - 10:53 PM EDT

Att. 21,015 - Cloudy - 62 F

BOTTOM

livebaseballscorecards.com

Batter	1	2	3	4	5	6	7	8	9	AB	R	H	RBI	BB	SO	LOB
7 José Reyes, S (1, 6) OBP: 0.386, SLG: 0.506	C FF 92 B SI 92 F SI 91 X SI 92 1-2 2 G5-3 15 2B 1B	B SI 93 B FF 92 B SI 92 B SI 92 4-0 2 1B 15 WP BB		F FC 86 B FC 86 D FS 84 F CU 77 X FF 92 2-2 2-H 2B		F SI 90 B SI 90 F SI 90 F CH 85 X CH 84 1-2 ① G6-3		X SI 89 0-0 ① L8		4	2	2	1	1	0	1
2 Justin Turner, R (1, 5) OBP: 0.344, SLG: 0.436	S FF 90 1 SAFE F SI 90 F FF 91 X SI 92 0-2 ① G5-3 1-2	X FC 85 0-0 15 WP 1-3 2-H 1B		B SI 92 F FC 84 C SI 92 X CU 78 1-2 ③ G1-3		C SI 91 F SL 83 C CH 85 0-3 ② K		B SI 90 C SL 79 F SL 80 S SL 79 1-3 ② K		5	0	1	1	0	2	3
15 Carlos Beltrán, S (1, 9) OBP: 0.367, SLG: 0.522 22 Willie Harris, L (3, 7) OBP: 0.310, SLG: 0.300	C SI 92 X FS 84 0-1 28 1B 16 SF8 2-H 2B	C SI 92 F FF 92 B CU 79 F FS 84 F CU 77 F FC 88 B FS 83 F SI 92 D CU 78 3-3 ③ S FC 85 K 1-2 3-H			B SI 89 X SI 90 1-0 16 1B 28 BB 11 BB 1B	B SI 90 F CH 84 B SI 89 B SL 78 B SI 86 4-1 28 1B BB		F SI 91 F SI 89 C SL 80 0-3 ③ K		2 2	1 1	1 1	1 1	0 0	1 1	1 1
28 Daniel Murphy, L (1, 3) OBP: 0.366, SLG: 0.433	B SI 92 X SI 92 1-0 2-3 1B		C FF 90 B FS 81 C SI 92 S FC 87 1-3 ① K		B SI 89 C CH 84 B SL 82 B CH 83 B SI 89 4-1 11 BB 16 1B 1-2 BB	F SI 89 X SI 89 0-1 1-2 1B				3	0	2	0	1	1	0
16 Ángel Pagán, S (1, 8) OBP: 0.293, SLG: 0.303	B SI 91 X FC 87 1-0 ② SF8 3-H		B FS 82 C FS 82 X SI 93 1-1 ② G3		S CH 83 B CH 84 B SI 89 X CH 83 2-1 11 BB 1-2 2-3 1B	B SI 89 B CH 85 B CH 83 C SI 88 X SI 88 3-1 ③ F9				3	0	1	1	0	0	2
9 Ronny Paulino, R (1, 2) OBP: 0.369, SLG: 0.322	F FC 87 1 SAFE C FC 84 C FS 85 0-3 ③ K		X SI 92 0-0 ③ L8		B SL 82 X CH 85 1-0 ① F6		X SI 90 0-0 ① G6-3			4	0	0	0	0	1	4
20 Jason Pridie, L (1, 7) (3, 9) OBP: 0.321, SLG: 0.408		B FF 91 X SI 91 1-0 11 G6-3 2 1B 1B		C SI 90 F FC 86 S FC 87 0-3 ① K	S CH 84 B SI 90 B CH 83 X CH 83 2-1 ② F8		C SI 90 C SL 80 F SL 78 B SI 92 T SI 90 1-2 ② K			4	1	1	0	0	2	3
11 Rubén Tejada, R (1, 4) OBP: 0.355, SLG: 0.321		B FF 91 B SI 92 C SI 90 1 SAFE F SI 90 B SI 91 X SI 91 3-2 ① G6-3 1-2		X SI 92 0-0 43 G1-4 7 2B 1B	D SL 83 B SL 82 B SI 90 B FF 89 4-0 1-2 2-3 3-H BB		X SI 91 0-0 ③ G6-3			3	1	1	1	1	0	1
43 R.A. Dickey, R (1, 1) OBP: 0.050, SLG: 0.050 6 Nick Evans, R (8, PH) 46 Manny Acosta, R (9, 1) 75 Francisco Rodríguez, R (9, 1)		S SI 92 S SI 92 S SI 92 0-3 ② K		L FF 91 L SI 90 1 SAFE X FC 86 0-2 ② G1-4 1-2	B SL 82 C SI 89 X SI 89 1-1 ③ G5-3			C SI 90 B SI 90 C SI 90 B SL 81 F SI 91 B SI 91 B SI 91 4-2 BB		3 0 0 0	0 0 0 0	0 0 0 0	0 1 0 0	1 0 0 0	0 0 0 0	5 0 0 0
Inning Stats	R: 2 E: 0 K: 1 S: 14 H: 3 LOB: 1 BB: 0 P: 17	R: 2 E: 0 K: 2 S: 15 H: 2 LOB: 1 BB: 1 P: 26	R: 0 E: 0 K: 1 S: 6 H: 0 LOB: 0 BB: 0 P: 8	R: 1 E: 0 K: 1 S: 13 H: 2 LOB: 1 BB: 0 P: 16	R: 1 E: 0 K: 0 S: 9 H: 2 LOB: 3 BB: 2 P: 24	R: 0 E: 0 K: 1 S: 12 H: 1 LOB: 2 BB: 1 P: 20	R: 0 E: 0 K: 1 S: 6 H: 0 LOB: 0 BB: 0 P: 7	R: 0 E: 0 K: 2 S: 10 H: 0 LOB: 1 BB: 1 P: 15		1B: 8 2B: 2 3B: 0 HR: 0 SF: 1 SAC: 0 DP: 0 HBP: 0					

AB	33
R	6
H	10
RBI	5
BB	5
SO	9
LOB	21

WP: 1 PB: 0 SB: 0 CS: 0 PA: 39

PITCHER		IP	WLS	BF	H	R	ER	SO	BB	IBB	HBP	BLK	WP	HR	S	P	ERA	WHIP
15 Tim Hudson, R ERA: 4.14	(1, 1)	4.0	L	20	7	5	5	5	1	0	0	0	1	0	48	67	11.25	2.000
50 Cristhian Martinez, R ERA: 3.1	(5, 1)	2.0		12	3	1	1	1	3	0	0	0	0	0	21	44	4.50	3.000
53 Cory Gearrin, R ERA: 3.6	(7, 1)	2.0		7	0	0	0	3	1	0	0	0	0	0	16	22	0.00	0.500

PITCHER	IP	WLS	BF	H	R	ER	SO	BB	IBB	HBP	BLK	WP	HR	S	P	ERA	WHIP

Batter	1	2	3	4	5	6	7	8	9	AB	R	H	RBI	BB	SO	LOB
1 Jordan Schafer, L (1, 8) OBP: 0.320, SLG: 0.214	L FF 90 S CU 82 B CU 81 F FF 93 F CU 80 B FF 92 B CH 84 B FF 92 4-2 10 S BB		B CU 80 B FF 92 C FF 92 F FF 91 B FF 92 X FF 91 3-2 ③ F7			C FF 91 X CU 79 0-1 ② B3			X SI 92 0-0 ① G1-3	3	0	0	0	1	0	0
2 Alex Gonzalez, R (1, 6) OBP: 0.294, SLG: 0.390	C FF 91 B FF 92 F FF 91 F CH 83 B FF 92 S FF 89 2-3 ① K			B FF 88 S CH 82 B CH 83 X FF 92 2-1 HR		C FF 90 C CU 79 B CH 84 S CH 84 1-3 ③ K			B SI 93 C SL 82 S SL 82 F SL 84 X SI 94 1-2 ② G4-3	4	1	1	1	0	2	1
14 Martín Prado, R (1, 7) OBP: 0.324, SLG: 0.438	C FF 91 1 SAFE C CU 80 B CH 82 F CH 82 B FF 92 X FF 89 2-2 ② F8			C FF 90 B CU 80 C FF 92 B CH 83 X FF 92 2-2 ① F8			C FF 88 B FF 88 B SL 81 F FF 90 B FF 90 F FF 90 S FF 91 3-3 ① K		C SI 94 B SI 93 X CH 86 1-1 10 S 1B	4	0	1	0	0	1	1
10 Chipper Jones, S (1, 5) OBP: 0.346, SLG: 0.414	B FF 91 C CU 78 S CH 82 B FF 91 X CH 82 2-2 ③ F8 1-2			C CU 79 B FF 93 X FF 92 1-1 ② F9			S FF 91 X FF 89 0-1 ② F8		B SI 95 T SI 93 S CH 84 1 SAFE B SL 84 C CH 85 2-3 ③ K 1-2	4	0	0	0	0	1	2
5 Freddie Freeman, L (1, 3) OBP: 0.343, SLG: 0.420		F FF 90 B FF 90 B CU 80 X FF 90 2-1 E1 26 F9-3		C CU 80 F CH 83 B FF 92 C CU 80 1-3 ③ K			F SI 90 F FS 84 B FF 92 F SI 91 X SL 82 1-2 ③ G4-3			3	0	0	0	0	1	0
26 Dan Uggla, R (1, 4) OBP: 0.237, SLG: 0.308		B FF 90 B FF 90 T FF 91 S FF 90 B CH 83 F FF 91 X FF 91 3-2 ①② F9-3 1-1			C FF 90 S CH 81 B CH 83 B FF 91 S CH 82 2-3 ① K			X SI 94 0-0 ① G6-3		3	0	0	0	0	1	1
8 David Ross, R (1, 2) OBP: 0.356, SLG: 0.537		B FF 92 B FF 91 T FF 92 X FF 91 2-1 ③ P3			S FF 91 S CU 80 B CH 83 F CU 80 B FF 92 S FF 92 2-3 ② K			B SI 93 B SI 94 B SI 93 B SI 91 4-0 BB		2	0	0	0	1	1	0
4 Joe Mather, R (1, 9) OBP: 0.317, SLG: 0.379			B FF 90 B FF 90 C FF 90 B FF 90 F FF 91 F FF 91 X FF 91 3-2 ① P4		B CH 83 F FF 90 B CH 82 F FF 90 F CU 79 X CH 82 2-2 ③ G1-4-3			C SI 93 B SL 83 F SI 93 S SL 83 1-3 ② K		3	0	0	0	0	1	1
48 Tommy Hanson, R (1, 1) OBP: 0.095, SLG: 0.095 34 Eric O'Flaherty, L (7, 1) 20 Eric Hinske, L (8, PH) OBP: 0.322, SLG: 0.487 39 Jonny Venters, L (8, 1) 46 Craig Kimbrel, R (9, 1)			C FF 90 B FF 91 F FF 92 C CU 80 1-3 ② K			C FF 88 B FF 89 B FF 89 X FF 90 2-1 ① L4		F SL 81 F SI 93 X SL 83 0-2 ③ P4		2 0 1 0 0	0 0 0 0 0	0 0 0 0 0	0 0 0 0 0	1 0 0 0 0	0 0 1 0 0	0 0 1 0 0
Inning Stats	R: 0 E: 0 K: 1 S: 15 H: 0 LOB: 1 BB: 1 P: 25	R: 0 E: 1 K: 0 S: 8 H: 0 LOB: 0 BB: 0 P: 15	R: 0 E: 0 K: 1 S: 10 H: 0 LOB: 0 BB: 0 P: 17	R: 1 E: 0 K: 1 S: 10 H: 1 LOB: 0 BB: 0 P: 16	R: 0 E: 0 K: 2 S: 11 H: 0 LOB: 0 BB: 0 P: 17	R: 0 E: 0 K: 1 S: 7 H: 0 LOB: 0 BB: 0 P: 10	R: 0 E: 0 K: 1 S: 10 H: 0 LOB: 0 BB: 0 P: 14	R: 0 E: 0 K: 1 S: 7 H: 0 LOB: 1 BB: 1 P: 12	R: 0 E: 0 K: 1 S: 10 H: 1 LOB: 1 BB: 0 P: 14	1B: 1 2B: 1 3B: 0 HR: 1	SF: 0 SAC: 0 DP: 1 HBP: 0			WP: 0 PB: 0 SB: 2 CS: 0		PA: 31	

PITCHER		IP	WLS	BF	H	R	ER	SO	BB	IBB	HBP	BLK	WP	HR	S	P	ERA	WHIP
52 Brad Hand, L ERA: 1.5	(1, 1)	6.0	L	20	1	1	1	6	1	0	0	0	0	1	61	100	1.50	0.333
34 Edward Mujica, R ERA: 3.45	(7, 1)	1.0		3	0	0	0	1	0	0	0	0	0	0	10	14	0.00	0.000
58 Ryan Webb, R ERA: 3.81	(8, 1)	2.0		8	1	0	0	2	1	0	0	0	0	0	17	26	0.00	1.000

PITCHER	IP	WLS	BF	H	R	ER	SO	BB	IBB	HBP	BLK	WP	HR	S	P	ERA	WHIP

TOP

Atlanta Braves @ Florida Marlins

Sun Life Stadium, Miami, FL

Tue Jun 07 2011, 7:13 PM - 9:51 PM EDT

Att. 13,302 - Partly Cloudy - 84 F

livebaseballscorecards.com

AB	29
R	1
H	2
RBI	1
BB	2
SO	9
LOB	7

Atlanta Braves @ Florida Marlins

Sun Life Stadium, Miami, FL

Tue Jun 07 2011, 7:13 PM - 9:51 PM EDT

Att. 13,302 - Partly Cloudy - 84 F

BOTTOM

Batter	1	2	3	4	5	6	7	8	9	AB	R	H	RBI	BB	SO	LOB
8 Chris Coghlan, L (1, 8) OBP: 0.309, SLG: 0.377	C FF 90 F CU 74 B FF 91 B FF 91 X FF 92 2-2 2B		B FF 92 B FF 92 B CH 81 B FF 91 4-0 13 G4-6-3 BB			B SL 79 S FF 92 F FF 91 B CU 76 B FF 92 B CU 76 4-2 29 BB 13 S BB	B SL 85 2 SAFE B SI 92 B FF 92 B SI 91 4-0 BB		X FF 96 0-0 ③ L6	2	0	1	0	3	0	1
13 Omar Infante, R (1, 4) OBP: 0.298, SLG: 0.311	F FF 91 F FF 92 B FF 90 X SL 80 1-2 G5-3 ①		1 SAFE 1 SAFE C FF 92 X FF 91 0-1 ② ③ G4-6-3 1-2f			1 SAFE 1 SAFE B SL 81 F FF 92 P PO 78 F FF 92 B CU 76 S SL 81 3-3 ① K 1-2	B FF 92 X SI 92 1-0 ③ P4			4	0	0	0	0	1	5
20 Logan Morrison, L (1, 7) OBP: 0.382, SLG: 0.521	B FF 90 B SL 79 B FF 92 X FF 91 3-0 ② P5			C FF 92 B SL 80 C FF 91 B SL 83 C FF 92 2-3 ① K		B SL 81 B FF 91 F FF 92 B FF 92 X FF 93 3-1 ② F8		B SI 94 B SI 94 B SI 94 C SI 94 C SI 94 S SI 95 3-3 ① K		4	0	0	0	0	2	2
15 Gaby Sanchez, R (1, 3) OBP: 0.386, SLG: 0.504	B FF 92 B FF 92 C SL 81 B FF 92 S FF 93 C FF 94 3-3 ③ K			B CU 75 C FF 92 B FF 92 X SL 83 2-1 ② G5-3		B FF 90 D CH 82 B FF 93 C FF 89 B FF 92 4-1 29 BB BB		B SI 95 B SL 84 X SI 94 2-0 ② F8		3	0	0	0	1	1	1
29 Greg Dobbs, L (1, 5) OBP: 0.380, SLG: 0.455 56 Osvaldo Martínez, R (8, PR) OBP: 0.077, SLG: 0.077 (9, 6)		X FF 90 0-0 ① F9		B FF 92 X FF 92 1-0 ③ F8		B FF 92 F FF 92 B CU 74 B CU 75 S SL 82 B FF 92 4-2 27 FC4 1-2 2-3 BB		B SI 95 B SI 94 X SI 94 2-0 1B		3 0	0 0	1 0	0 0	1 0	0 0	0 0
27 Giancarlo Stanton, R (1, 9) OBP: 0.344, SLG: 0.544		C FF 91 B CU 76 C SL 82 B SL 79 B SL 80 B SL 80 4-2 BB			S SL 81 B FF 91 X CU 76 1-1 ① G6-3	X SL 82 0-0 ③ FC4 1-2f		S SI 95 B SI 94 1 SAFE C SI 95 S SL 86 1-3 ③ K2-3		3	0	0	0	1	1	4
14 John Buck, R (1, 2) OBP: 0.303, SLG: 0.371		F FF 92 C FF 92 B SL 79 S CU 76 1-3 ② K			C FF 93 B SL 81 B CU 76 B SL 81 C SL 81 F FF 94 F FF 94 X FF 95 3-2 1B		B SI 91 F SI 91 B SL 85 X SI 91 2-1 1 SH1-4 1B		S KC 86 C KC 86 S FF 95 0-3 ① K	4	0	2	0	0	2	1
1 Emilio Bonifácio, S (1, 6) OBP: 0.324, SLG: 0.346 (9, 5)		B FF 92 1 SAFE D FF 92 C SL 79 S FF 92 B FF 92 X SL 80 3-2 ③ L9			F FF 90 S FF 92 S CU 75 0-3 ② K		1 SAFE X SI 90 0-0 ① SH1-4 1-2		B FF 95 X FF 93 1-0 ② F8	3	0	0	0	0	1	2
52 Brad Hand, L (1, 1) 34 Edward Mujica, R (7, 1) 18 Wes Helms, R (7, PH) OBP: 0.290, SLG: 0.298 58 Ryan Webb, R (8, 1) 33 Scott Cousins, L (9, PH) OBP: 0.245, SLG: 0.234			C FF 91 C SL 79 C FF 92 0-3 ① K		B FF 92 X FF 91 1-0 ③ L7		X SI 90 0-0 ② P3		B FF 95 S KC 86 C KC 87 B FF 96 B FF 95 B KC 86 4-2 BB	2 0 1 0 0	0 0 0 0 0	0 0 0 0 0	0 0 0 0 0	0 0 0 0 1	1 0 0 0 0	1 0 1 0 0
Inning Stats	R: 0 H: 1 E: 0 LOB: 1 K: 1 BB: 0 S: 10 P: 19	R: 0 H: 0 E: 0 LOB: 1 K: 1 BB: 1 S: 9 P: 17	R: 0 H: 0 E: 0 LOB: 0 K: 1 BB: 1 S: 5 P: 9	R: 0 H: 0 E: 0 LOB: 0 K: 1 BB: 0 S: 6 P: 11	R: 0 H: 1 E: 0 LOB: 1 K: 1 BB: 0 S: 11 P: 16	R: 0 H: 0 E: 0 LOB: 3 K: 1 BB: 3 S: 12 P: 29	R: 0 H: 1 E: 0 LOB: 2 K: 0 BB: 1 S: 5 P: 12	R: 0 H: 1 E: 0 LOB: 1 K: 2 BB: 0 S: 8 P: 16	R: 0 H: 0 E: 0 LOB: 1 K: 1 BB: 1 S: 7 P: 12	1B: 3 SF: 0 2B: 1 SAC: 1 3B: 0 DP: 1 HR: 0 HBP: 0				WP: 0 PA: 37 PB: 0 SB: 1 CS: 0		

livebaseballscorecards.com

AB	29
R	0
H	4
RBI	0
BB	7
SO	9
LOB	18

PITCHER		IP	WLS	BF	H	R	ER	SO	BB	IBB	HBP	BLK	WP	HR	S	P	ERA	WHIP
48 Tommy Hanson, R ERA: 2.59	(1, 1)	6.0	W	24	2	0	0	6	5	0	0	0	0	0	53	101	0.00	1.167
34 Eric O'Flaherty, L ERA: 1.59	(7, 1)	1.0	H	5	1	0	0	0	1	0	0	0	0	0	5	12	0.00	2.000
39 Jonny Venters, L ERA: 0.49	(8, 1)	1.0	H	4	1	0	0	2	0	0	0	0	0	0	8	16	0.00	1.000
46 Craig Kimbrel, R ERA: 2.7	(9, 1)	1.0	S	4	0	0	0	1	1	0	0	0	0	0	7	12	0.00	1.000

PITCHER	IP	WLS	BF	H	R	ER	SO	BB	IBB	HBP	BLK	WP	HR	S	P	ERA	WHIP

Batter	1	2	3	4	5	6	7	8	9	10	AB	R	H	RBI	BB	SO	LOB
1 Jordan Schafer, L (1, 8) OBP: 0.327, SLG: 0.277	C FF 88 B CU 74 B CU 73 X SI 89 2-1 10 S 16 1B 1B		C CU 72 X FS 82 0-1 ① P4		B SI 86 X SI 88 1-0 2 1B 3B		C FF 88 X CU 75 0-1 ③ B1		C FF 95 1 SAFE 1 SAFE F FF 94 F FF 94 F FF 95 X SL 88 0-2 ③ G4-3		5	2	2	0	0	0	1
2 Alex Gonzalez, R (1, 6) OBP: 0.296, SLG: 0.391	F FF 88 B FF 88 1 SAFE 1 SAFE B SI 86 C SL 79 X FF 88 2-2 ① F8		B SL 80 S SL 81 X SI 91 1-1 10 FC4-6 1B		S SL 82 X SL 81 0-1 3-H 1B			C FF 88 T CU 75 S FF 89 0-3 ① K		S FF 93 F SL 87 B FF 94 B FF 94 F FF 94 S SL 86 2-3 ① K	5	0	2	1	0	2	1
10 Chipper Jones, S (1, 5) OBP: 0.347, SLG: 0.415	B SI 89 C FF 89 C CU 75 X SL 81 1-2 ② F8 1-2		X FS 81 0-0 ② FC4-6 1-2f		X SI 90 0-0 ③ G6-3			B CU 73 X SI 89 1-0 2B		F FF 95 B FF 94 C SL 85 B FF 95 B FF 95 B FF 94 4-2 16 1B 5 1B BB	4	1	1	0	1	0	3
16 Brian McCann, L (1, 2) OBP: 0.376, SLG: 0.473	C FF 92 X SL 82 0-1 2-H 1B		F FF 90 X FF 90 0-1 ③ F7			C FS 81 X FS 82 0-1 ① G4-3		I IN 46 I I IN 46 I IN 46 4-0 IBB		B FF 94 X SL 85 1-0 5 1B 1-2 1B	4	0	2	1	1	0	1
5 Freddie Freeman, L (1, 3) OBP: 0.340, SLG: 0.414	X CU 73 0-0 ③ L6			B SI 88 S FS 81 F SI 90 F FF 91 X CU 75 1-2 ① G5-3		F CU 74 B SI 89 B CU 74 B FS 82 F FF 90 S SI 90 3-3 ② K		B SL 76 B SI 87 C SI 87 F SI 87 S SL 77 2-3 ② K		S SL 86 B FF 94 D SL 85 F FF 94 X FF 95 2-2 ② 1-2 2-H 1B	5	0	1	1	0	2	3
26 Dan Uggla, R (1, 4) OBP: 0.236, SLG: 0.306		X FF 89 0-0 ① F9		B FF 91 X FF 91 1-0 ② G5-3		B FF 92 B SI 93 B SI 90 C SI 92 S SI 92 X SI 91 3-2 1B		B SL 83 C SI 93 S SL 84 S SL 84 1-3 ③ K		B SL 82 F SI 92 C SL 82 B SL 83 T SI 93 2-2 ② K	5	0	1	0	0	2	4
20 Eric Hinske, L (1, 7) OBP: 0.315, SLG: 0.475 4 Joe Mather, R (8, 9) OBP: 0.308, SLG: 0.367		C SI 88 C CU 75 F FC 90 S CU 74 0-3 ② K		F CU 73 L FS 83 B SL 82 F FS 83 B FF 91 F CU 74 S CU 75 2-3 ③ K		X FS 82 0-0 ③ F9			B SI 94 C FF 95 B FF 94 F FF 95 X FF 95 2-2 ① P3	C SL 81 S SL 83 B FF 92 F SL 83 F SL 82 B SL 82 C FF 93 2-3 ③ K	3 2	0 0	0 0	0 0	0 0	2 1	1 2
17 Matt Young, L (1, 9) OBP: 0.207, SLG: 0.115 (8, 7)		X SI 90 0-0 1B			C FF 88 X FS 83 0-1 ① F8		B SI 88 X FS 86 1-0 ① G6-3		B FF 95 F FF 94 F FF 92 B SL 90 B FF 95 B FF 95 4-2 BB		3	0	1	0	1	0	0
32 Derek Lowe, R (1, 1) OBP: 0.174, SLG: 0.095 34 Eric O'Flaherty, L (7, 1) 39 Jonny Venters, L (8, 1) 24 Diory Hernandez, R (9, PH) OBP: 0.333, SLG: 0.500 46 Craig Kimbrel, R (9, 1) 43 Scott Proctor, R (10, 1) 52 George Sherrill, L (10, 1) 19 Scott Linebrink, R (10, 1)		F FF 91 S SL 82 F SL 81 F CU 76 D FS 82 F SL 82 B FF 90 B SL 83 F SI 91 3-2 ③ X FF 92 G6-3			C FF 90 F SL 81 B CU 76 X SL 82 1-2 ② G5-3		C FF 89 F FF 92 S CU 75 0-3 ② K		F FF 93 S FF 95 F FF 95 B FF 94 1 SAFE 1 SAFE B FF 96 S FF 95 2-3 ② K	3 0 0 1 0 0 0 0	0 0 0 0 0 0 0 0	0 0 0 0 0 0 0 0	0 0 0 0 0 0 0 0	0 0 0 0 0 0 0 0	1 0 0 1 0 0 0 0	1 0 0 1 0 0 0 0
Inning Stats	R: 1 E: 0 K: 0 S: 11 H: 2 LOB: 1 BB: 0 P: 16	R: 0 E: 0 K: 1 S: 13 H: 1 LOB: 1 BB: 0 P: 16	R: 0 E: 0 K: 0 S: 7 H: 1 LOB: 1 BB: 0 P: 8	R: 0 E: 0 K: 1 S: 10 H: 0 LOB: 0 BB: 0 P: 14	R: 1 E: 0 K: 0 S: 9 H: 2 LOB: 1 BB: 0 P: 11	R: 0 E: 0 K: 1 S: 9 H: 1 LOB: 1 BB: 0 P: 15	R: 0 E: 0 K: 1 S: 6 H: 0 LOB: 0 BB: 0 P: 7	R: 0 E: 0 K: 3 S: 10 H: 1 LOB: 2 BB: 1 P: 18	R: 0 E: 0 K: 1 S: 14 H: 0 LOB: 1 BB: 1 P: 22	R: 1 E: 0 K: 3 S: 18 H: 2 LOB: 2 BB: 1 P: 31	1B: 8 2B: 1 3B: 1 HR: 0	SF: 0 SAC: 0 DP: 0 HBP: 0		WP: 0 PB: 0 SB: 1 CS: 0	PA: 43		

PITCHER		IP	WLS	BF	H	R	ER	SO	BB	IBB	HBP	BLK	WP	HR	S	P	ERA	WHIP
47 Ricky Nolasco, R ERA: 3.86	(1, 1)	7.1		31	8	2	2	5	0	1	0	0	0	0	69	96	2.46	1.091
38 Randy Choate, L ERA: 0.9	(8, 1)	0.1		1	0	0	0	1	0	0	0	0	0	0	3	5	0.00	0.000
58 Ryan Webb, R ERA: 3.77	(8, 1)	0.1		1	0	0	0	1	0	0	0	0	0	0	3	4	0.00	0.000
40 Mike Dunn, L ERA: 3.81	(9, 1)	1.1	L	8	2	1	1	2	2	0	0	0	0	0	24	41	6.75	3.000
31 Steve Cishek, R ERA:	(10, 1)	0.2		2	0	0	0	2	0	0	0	0	0	0	8	12	0.00	0.000

PITCHER	IP	WLS	BF	H	R	ER	SO	BB	IBB	HBP	BLK	WP	HR	S	P	ERA	WHIP

TOP

Atlanta Braves @ Florida Marlins

Sun Life Stadium, Miami, FL

Wed Jun 08 2011, 7:12 PM - 10:25 PM EDT

Att. 14,626 - Partly Cloudy - 85 F

livebaseballscorecards.com

AB	40
R	3
H	10
RBI	3
BB	3
SO	11
LOB	18

Batter	1	2	3	4	5	6	7	8	9	10	AB	R	H	RBI	BB	SO	LOB
8 Chris Coghlan, L (1, 8) OBP: 0.311, SLG: 0.379	C CH 84 B SI 86 F CH 80 X SI 87 1-2 ① G6-3		B SI 88 X SI 87 1-0 ③ G4-3			B SI 88 B CH 82 C SI 88 F SI 88 X SI 88 2-2 ③ G3		B SI 96 H SI 94 2-0 HBP		F FF 93 B FF 94 F FF 93 X SL 82 1-2 2B	4	0	1	0	0	0	0
13 Omar Infante, R (1, 4) OBP: 0.296, SLG: 0.306	C SI 87 X SI 86 0-1 ② G5-3			C SL 78 X SI 88 0-1 ① G5-3			C SI 88 F SI 88 B SL 81 X SI 88 1-2 ① L8	X SI 94 0-0 ③ F8		B FF 93 C CU 75 B FF 93 D SL 82 F FF 93 F FF 93 F FF 93 D FF 94 4-2 BB	4	0	0	0	1	0	1
29 Greg Dobbs, L (1, 5) OBP: 0.374, SLG: 0.447	C SI 86 B CH 81 F CH 82 S SI 86 1-3 ③ K			C SI 87 F SI 89 X CH 84 0-2 ② G4-3			B SI 88 X SI 88 1-0 20 G3 15 1B 1B		S FF 95 B FF 97 B KC 86 C FF 95 B FF 97 S FF 95 3-3 ① K	C FF 88 S SL 73 S FF 88 0-3 ② K	5	0	1	0	0	3	2
15 Gaby Sanchez, R (1, 3) OBP: 0.386, SLG: 0.500		B SI 87 B SI 88 B SI 88 C SI 86 B SI 88 4-1 20 FC4-6 BB		B SI 86 X CH 83 1-0 ③ F7			C SI 88 X CH 83 0-1 20 G3 1-2 1B		S KC 87 S FF 97 B FF 97 S FF 96 1-3 ② K	B FF 93 C SI 92 F FF 93 D SL 82 C SL 82 2-3 ③ K	4	0	1	0	1	2	2
20 Logan Morrison, L (1, 7) OBP: 0.379, SLG: 0.510		B SI 88 B SL 79 C SI 87 B SL 79 S SI 88 X SI 87 3-2 ① FC4-6 14 G5-3 1-2f			C SL 79 B SI 88 B CH 82 X CH 83 2-1 ① G3-1		C SL 79 B SI 88 X CH 83 2-1 ② G3 1-2 2-3		C FF 97 B FF 96 B KC 88 B FF 96 F FF 96 B FF 96 4-2 14 2B 27 E BB		3	1	0	0	1	0	3
14 John Buck, R (1, 2) OBP: 0.307, SLG: 0.376 31 Steve Cishek, R (10, 1)	C SL 80 X SL 80 0-1 ② G5-3 2-3				S CH 82 C CH 83 S SL 81 0-3 ② K		B SL 81 D SL 80 B SL 82 B SL 78 4-0 BB		B KC 86 C KC 86 X KC 88 1-1 27 E 1-3 2B		3 0	1 0	1 0	0 0	1 0	1 0	1 0
1 Emilio Bonifácio, S (1, 6) OBP: 0.320, SLG: 0.342 27 Giancarlo Stanton, R (7, PH) OBP: 0.345, SLG: 0.544 (8, 9)	C SI 88 X CH 82 0-1 ③ G1-3				C CH 82 F CH 83 B SI 89 C SI 88 1-3 ③ K		F SL 82 D SL 85 D SI 93 F SI 92 D SL 87 S FF 93 3-3 ③ K		S FF 97 C FF 97 B FF 99 X FF 98 1-2 E9 2-H 3-H 1B		2 2	0 0	0 1	0 2	0 0	1 1	1 3
33 Scott Cousins, L (1, 9) OBP: 0.236, SLG: 0.224 56 Osvaldo Martínez, R (8, 6) OBP: 0.067, SLG: 0.067			F SI 87 B CH 82 S CH 82 F SI 88 C SL 81 1-3 ① K			S CH 82 B SL 80 B SI 88 S SL 81 B CH 82 C SL 81 3-3 ① K		C SI 94 S SL 85 F SI 94 F SL 86 S SL 85 0-3 ① K2-3	B FF 97 B KC 88 C FF 97 S KC 87 S KC 88 2-3 ③ K		2 2	0 0	0 0	0 0	0 2	2 1	0 1
47 Ricky Nolasco, R (1, 1) OBP: 0.200, SLG: 0.048 38 Randy Choate, L (8, 1) 58 Ryan Webb, R (8, 1) 18 Wes Helms, R (8, PH) OBP: 0.286, SLG: 0.293 40 Mike Dunn, L (9, 1) 9 Brett Hayes, R (10, 2) OBP: 0.385, SLG: 0.571			C SI 88 S FC 85 B FC 84 X SI 88 1-2 ② G1-3			B SI 88 C SI 87 B SL 82 C SI 88 X SI 87 2-2 ② G4-3		C SI 95 S SI 95 B SI 95 S SI 95 1-3 ② K		S FF 94 F FF 94 B FF 92 X SL 80 1-2 ① G5-3	2 0 0 1 0 1 0	0 0 0 0 0 0 0	0 0 0 0 0 0 0	0 0 0 1 0 0 0	0 0 0 0 0 0 0	0 0 0 0 0 0 0	0 0 0 0 0 0 0
Inning Stats	R: 0 E: 0 K: 1 S: 8 H: 0 LOB: 0 BB: 0 P: 10	R: 0 E: 1 K: 0 S: 8 H: 0 LOB: 1 BB: 1 P: 15	R: 0 E: 0 K: 1 S: 8 H: 0 LOB: 0 BB: 0 P: 11	R: 0 E: 0 K: 0 S: 6 H: 0 LOB: 0 BB: 0 P: 7	R: 0 E: 0 K: 2 S: 8 H: 0 LOB: 0 BB: 0 P: 11	R: 0 E: 0 K: 1 S: 9 H: 0 LOB: 0 BB: 0 P: 16	R: 0 E: 0 K: 1 S: 11 H: 2 LOB: 3 BB: 1 P: 22	R: 0 E: 0 K: 2 S: 9 H: 0 LOB: 1 BB: 0 P: 12	R: 2 E: 1 K: 3 S: 16 H: 2 LOB: 1 BB: 1 P: 28	R: 0 E: 0 K: 2 S: 16 H: 1 LOB: 2 BB: 1 P: 24	1B: 3 2B: 2 3B: 0 HR: 0 SF: 0 SAC: 0 DP: 0 HBP: 1	WP: 0 PB: 0 SB: 0 CS: 0 PA: 40					

PITCHER		IP	WLS	BF	H	R	ER	SO	BB	IBB	HBP	BLK	WP	HR	S	P	ERA	WHIP
32 Derek Lowe, R ERA: 3.73	(1, 1)	6.2		24	2	0	0	5	2	0	0	0	0	0	55	86	0.00	0.600
34 Eric O'Flaherty, L ERA: 1.57	(7, 1)	0.1	H	1	0	0	0	1	0	0	0	0	0	0	3	6	0.00	0.000
39 Jonny Venters, L ERA: 0.48	(8, 1)	1.0	H	4	0	0	0	2	0	0	1	0	0	0	9	12	0.00	0.000
46 Craig Kimbrel, R ERA: 3.19	(9, 1)	1.0	W	6	2	2	2	3	1	0	0	0	0	0	16	28	18.00	3.000
43 Scott Proctor, R ERA: 2.35	(10, 1)	0.1	H	3	1	0	0	0	1	0	0	0	0	0	10	16	0.00	6.000

PITCHER		IP	WLS	BF	H	R	ER	SO	BB	IBB	HBP	BLK	WP	HR	S	P	ERA	WHIP
52 George Sherrill, L ERA: 2.35	(10, 1)	0.1	H	1	0	0	0	1	0	0	0	0	0	0	3	3	0.00	0.000
19 Scott Linebrink, R ERA: 4.15	(10, 1)	0.1	S	1	0	0	0	1	0	0	0	0	0	0	3	5	0.00	0.000

BOTTOM

Atlanta Braves @ Florida Marlins

Sun Life Stadium, Miami, FL

Wed Jun 08 2011, 7:12 PM - 10:25 PM EDT

Att. 14,626 - Partly Cloudy - 85 F

livebaseballscorecards.com

AB	35
R	2
H	5
RBI	2
BB	4
SO	13
LOB	14

Atlanta Braves @ Florida Marlins

Sun Life Stadium, Miami, FL

Thu Jun 09 2011, 7:11 PM - 9:56 PM EDT

Att. 16,613 - Cloudy - 82 F

TOP

livebaseballscorecards.com

Batter	1	2	3	4	5	6	7	8	9	AB	R	H	RBI	BB	SO	LOB
1 Jordan Schafer, L (1, 8) OBP: 0.305, SLG: 0.255	B SI 90 X FF 91 1-0 ① F7		C FF 91 T CU 78 X CU 78 0-2 ③ G4-3			B CU 77 C FF 90 F CU 78 F FF 90 F SL 84 B CH 84 C SI 90 2-3 ② K	B FS 82 F FF 89 B FF 91 B FS 84 C FF 91 F FF 92 S FF 93 3-3 ③ K			4	0	0	0	0	2	3
2 Alex Gonzalez, R (1, 6) OBP: 0.296, SLG: 0.392	C SI 92 F SI 91 B CU 80 F SL 84 B SI 91 F SL 84 C FF 92 2-3 ② K			S SL 82 B CU 79 B SI 90 F FF 90 F SL 82 X SI 89 2-2 ① G5-3		F SI 90 X SL 82 0-1 2-H 2B		B SI 87 X FF 87 1-0 ① F7		4	0	1	1	0	1	0
16 Brian McCann, L (1, 2) OBP: 0.373, SLG: 0.473	C SI 92 B SI 93 S FF 91 C SI 92 1-3 ③ K			B SI 90 B SL 83 X CH 84 2-0 ② P6		X SL 83 0-0 ③ G3		B FO 76 B SI 86 S SI 87 B SI 86 X SI 87 3-1 2B		4	0	1	0	0	1	1
10 Chipper Jones, S (1, 5) OBP: 0.350, SLG: 0.414		S FF 92 C FF 90 B CU 77 B SI 91 X SL 85 2-2 ① G3		B SI 90 S CH 84 B SI 90 B SI 90 F SI 90 F SI 91 F CH 84 C SI 92 3-3 ③ K			C FF 88 C CU 75 X SI 90 0-2 5 CS 1B	I IN 60 I IN 65 I IN 64 I IN 62 4-0 IBB		3	0	1	0	1	1	0
5 Freddie Freeman, L (1, 3) OBP: 0.339, SLG: 0.411		F FF 92 F CU 79 B SL 84 X SI 91 1-2 ② F7			C SI 89 B CU 75 F CH 82 B SI 89 X SI 91 2-2 ① G1-3		B SI 90 S CH 83 B SI 91 B SI 91 X CH 85 3-1 ① 7 1B 17 WP 1-2 1B	F SL 75 B SL 76 F SI 88 S SL 76 1-3 ② K		4	1	1	0	0	1	2
20 Eric Hinske, L (1, 7) OBP: 0.315, SLG: 0.467 4 Joe Mather, R (8, PH) OBP: 0.303, SLG: 0.361 (8, 9)		B SI 92 B SI 92 B SI 91 D SI 92 4-0 BB			B CU 76 B SL 85 C SI 90 X SL 83 2-1 ② G4-3		1 SAFE F SI 90 B CU 76 1 SAFE F SL 83 1 SAFE F FF 90 S CU 79 1-3 ② K	F SI 89 B SL 78 B SL 76 B SI 88 F SI 88 F SI 90 X SI 88 3-2 ③ F8		2 1	0 0	0 0	0 0	1 0	1 0	1 2
7 Brooks Conrad, S (1, 4) OBP: 0.318, SLG: 0.286 26 Dan Uggla, R (7, 4) OBP: 0.235, SLG: 0.304		C FF 91 F CU 78 B FF 92 D CU 78 F SI 92 B SI 91 S CH 85 3-3 ③ K			B CU 77 C FF 90 C CU 77 C SI 91 1-3 ③ K		1 SAFE S CH 82 B CH 83 X FF 91 1-1 17 WP 49 1B 1-3 1B		B SI 88 S SI 88 B SI 90 F SI 88 F SL 78 B SI 90 F SI 88 C SI 89 3-3 ① K	3 1	1 0	1 0	0 0	0 0	2 1	1 0
17 Matt Young, L (1, 9) OBP: 0.242, SLG: 0.138 (8, 7)			B SI 90 C FF 89 X FF 90 1-1 ① G6-3			B CU 74 C SI 88 B CH 82 B SI 90 X SI 90 3-1 49 SH3 2 2B 1B	F CU 76 B CH 83 C CH 84 B FF 90 B CU 79 F CH 83 D SL 85 4-2 49 1B 1-2 3-H BB		B SL 78 F SI 89 B SL 76 B SI 88 X SI 88 3-1 ② G4-1	3	1	1	0	1	0	0
49 Jair Jurrjens, R (1, 1) OBP: 0.160, SLG: 0.125 34 Eric O'Flaherty, L (8, 1) 24 Diory Hernandez, R (9, PH) OBP: 0.316, SLG: 0.474 39 Jonny Venters, L (9, 1)			C FF 91 X FF 91 0-1 ② G5-3			B SI 89 X SI 88 1-0 ① SH3 1-2	B SL 83 X SI 90 1-0 1-3 2-H 1B		X SI 90 0-0 ③ G4-3	2 0 1 0	0 0 0 0	1 0 0 0	1 0 0 0	0 0 0 0	0 0 0 0	0 0 0 0

	AB	32
	R	3
	H	7
	RBI	2
	BB	3
	SO	10
	LOB	10

Inning Stats	1	2	3	4	5	6	7	8	9
	R: 0 E: 0 K: 2 S: 9	H: 0 LOB: 0 BB: 0 P: 13	R: 0 E: 0 K: 1 S: 10	H: 0 LOB: 1 BB: 1 P: 20	R: 0 E: 0 K: 0 S: 7	H: 0 LOB: 0 BB: 0 P: 8	R: 0 E: 0 K: 1 S: 10	H: 0 LOB: 0 BB: 0 P: 17	R: 0 E: 0 K: 1 S: 8	H: 0 LOB: 0 BB: 0 P: 13	R: 1 E: 0 K: 1 S: 11	H: 2 LOB: 1 BB: 0 P: 17	R: 2 E: 0 K: 2 S: 19	H: 4 LOB: 2 BB: 1 P: 32	R: 0 E: 0 K: 1 S: 10	H: 1 LOB: 2 BB: 1 P: 22	R: 0 E: 0 K: 1 S: 8	H: 0 LOB: 0 BB: 0 P: 14

1B: 5	SF: 0	WP: 1	PA: 36
2B: 2	SAC: 1	PB: 0	
3B: 0	DP: 0	SB: 0	
HR: 0	HBP: 0	CS: 1	

PITCHER		IP	WLS	BF	H	R	ER	SO	BB	IBB	HBP	BLK	WP	HR	S	P	ERA	WHIP
41 Chris Volstad, R ERA: 5.51	(1, 1)	6.2	L	27	6	3	3	7	2	0	0	0	1	0	70	113	4.05	1.200
34 Edward Mujica, R ERA: 3.41	(7, 1)	0.1		1	0	0	0	1	0	0	0	0	0	0	4	7	0.00	0.000
44 Brian Sanches, R ERA: 1.8	(8, 1)	0.1		3	1	0	0	0	0	1	0	0	0	0	3	11	0.00	3.000
38 Randy Choate, L ERA: 0.87	(8, 1)	0.1		1	0	0	0	1	0	0	0	0	0	0	3	4	0.00	0.000
31 Burke Badenhop, R ERA: 2.4	(8, 1)	1.1		4	0	0	0	1	0	0	0	0	0	0	12	21	0.00	0.000

PITCHER	IP	WLS	BF	H	R	ER	SO	BB	IBB	HBP	BLK	WP	HR	S	P	ERA	WHIP

Atlanta Braves @ Florida Marlins

Sun Life Stadium, Miami, FL

Thu Jun 09 2011, 7:11 PM - 9:56 PM EDT

Att. 16,613 - Cloudy - 82 F

BOTTOM

livebaseballscorecards.com

Batter	1	2	3	4	5	6	7	8	9	AB	R	H	RBI	BB	SO	LOB
8 Chris Coghlan, L (1, 8) OBP: 0.306, SLG: 0.373	X FF 86 0-0 ① G3		B SI 87 C CH 86 X FC 88 1-1 ② F7			C SI 88 B CH 81 B CH 83 X FF 88 2-1 ① P5		B FF 92 C SI 92 X SL 86 1-1 ① G4-3		4	0	0	0	0	0	1
13 Omar Infante, R (1, 4) OBP: 0.295, SLG: 0.309	C FF 87 C SI 89 B SI 90 F FF 88 F FF 91 X CH 83 1-2 ② G4-3		B CH 84 F CH 83 F FF 89 B CH 84 X SL 80 2-2 ③ L7			C SI 88 S SL 80 X FF 91 0-2 ② G1-3		B SI 94 B SI 93 C SI 91 X SI 90 2-1 2B		4	0	1	0	0	0	1
20 Logan Morrison, L (1, 7) OBP: 0.382, SLG: 0.507	B SI 89 S CH 84 C SI 90 X CH 82 1-2 15 FC6-4 1B			C FF 87 C FF 88 F FF 88 X SI 88 0-2 ① G3		C SL 79 B SL 78 B CH 83 X CH 83 2-1 ③ G4-3		C SI 93 C SI 92 F FF 94 B SI 93 H SI 92 2-2 HBP		3	0	1	0	0	0	0
15 Gaby Sanchez, R (1, 3) OBP: 0.381, SLG: 0.492	F SI 89 S FF 87 X SI 89 0-2 ③ FC6-4 1-2f			B SL 78 B CH 86 X CH 83 2-0 ② L5			B FF 86 B SL 78 C CH 86 X FF 88 2-1 ① F8	F FF 92 B CH 85 X SI 92 1-1 ② F4		4	0	0	0	0	0	3
29 Greg Dobbs, L (1, 5)		C CH 82 X CH 82 0-1 ① G6-3		B CH 83 S SI 86 C FF 89 S CH 83 1-3 ③ K			C FF 86 X CH 82 0-1 ② L6	C SI 92 B FF 94 X SI 91 1-1 ③ G2-3		4	0	0	0	0	1	2
27 Giancarlo Stanton, R (1, 9) OBP: 0.343, SLG: 0.553		B FC 89 C FF 87 X SL 79 1-1 ② G6-3			X FF 87 0-0 ① P3		B SL 82 B SL 78 X SL 80 2-0 HR		S SI 93 S SI 94 B SI 95 B SI 95 F SI 94 X SI 95 2-2 ① G6-3	4	1	1	1	0	0	0
14 John Buck, R (1, 2) OBP: 0.306, SLG: 0.378		B SI 88 B SI 89 B SI 89 C FC 88 S FF 89 S FF 90 3-3 ③ K			C FF 89 S SI 87 F FF 91 X SL 78 0-2 ② L7		X SI 87 0-0 1 1B 2B		C SI 95 S SL 87 B SL 85 B SL 86 X SI 95 2-2 ② P4	4	1	1	0	0	1	0
1 Emilio Bonifácio, S (1, 6) OBP: 0.324, SLG: 0.345			B FF 86 X FF 86 1-0 ① G4-3		C SL 79 B FF 90 B CH 82 X FF 89 2-1 1B		B CH 83 X CH 83 1-0 2-H 1B		B SI 96 B SI 94 C SI 94 S SI 94 S SI 96 2-3 ③ K	4	0	2	1	0	1	0
41 Chris Volstad, R (1, 1) OBP: 0.217, SLG: 0.217 34 Edward Mujica, R (7, 1) 18 Wes Helms, R (7, PH) OBP: 0.281, SLG: 0.288 44 Brian Sanches, R (8, 1) OBP: 0.500, SLG: 0.500 38 Randy Choate, L (8, 1) 31 Burke Badenhop, R (8, 1) OBP: 1.000, SLG: 1.000			C FF 86 B SL 78 X FF 88 1-1 1B		C FF 89 X FF 88 0-1 ③ G5-3		1 SAFE B FC 90 1 SAFE 1 SAFE C FF 90 S FF 90 X FF 92 1-2 ③ F9			2 0 1 0 0 0	0 0 0 0 0 0	1 0 1 0 0 0	0 0 0 0 0 0	0 0 0 0 0 0	0 0 0 0 0 0	1 0 1 0 0 0
Inning Stats	R: 0 H: 1 E: 0 LOB: 1 K: 0 BB: 0 S: 12 P: 14	R: 0 H: 0 E: 0 LOB: 0 K: 1 BB: 0 S: 7 P: 11	R: 0 H: 1 E: 0 LOB: 1 K: 0 BB: 0 S: 8 P: 13	R: 0 H: 0 E: 0 LOB: 0 K: 1 BB: 0 S: 8 P: 11	R: 0 H: 1 E: 0 LOB: 1 K: 0 BB: 0 S: 9 P: 11	R: 0 H: 0 E: 0 LOB: 0 K: 0 BB: 0 S: 7 P: 11	R: 2 H: 3 E: 0 LOB: 1 K: 0 BB: 0 S: 10 P: 16	R: 0 H: 1 E: 0 LOB: 2 K: 0 BB: 0 S: 11 P: 18	R: 0 H: 0 E: 0 LOB: 0 K: 1 BB: 0 S: 10 P: 16	1B: 4 2B: 2 3B: 0 HR: 1	SF: 0 SAC: 0 DP: 0 HBP: 1		WP: 0 PB: 0 SB: 0 CS: 0		PA: 35		

	AB	34
	R	2
	H	7
	RBI	2
	BB	0
	SO	3
	LOB	9

PITCHER		IP	WLS	BF	H	R	ER	SO	BB	IBB	HBP	BLK	WP	HR	S	P	ERA	WHIP
49 Jair Jurrjens, R ERA: 1.82	(1, 1)	7.0	W	27	6	2	2	2	0	0	0	0	0	1	61	87	2.57	0.857
34 Eric O'Flaherty, L ERA: 1.52	(8, 1)	1.0	H	5	1	0	0	0	0	0	1	0	0	0	11	18	0.00	1.000
39 Jonny Venters, L ERA: 0.47	(9, 1)	1.0	S	3	0	0	0	1	0	0	0	0	0	0	10	16	0.00	0.000

PITCHER	IP	WLS	BF	H	R	ER	SO	BB	IBB	HBP	BLK	WP	HR	S	P	ERA	WHIP

Atlanta Braves @ Houston Astros

Minute Maid Park, Houston, TX

Fri Jun 10 2011, 7:08 PM - 10:07 PM CDT

Att. 29,252 - Roof Closed - 73 F

TOP

livebaseballscorecards.com

Batter	1	2	3	4	5	6	7	8	9	AB	R	H	RBI	BB	SO	LOB
1 Jordan Schafer, L (1, 8) OBP: 0.313, SLG: 0.255	B FF 91 C FF 91 B FF 91 S FF 91 B FF 91 B FF 90 4-2 26 S 5 1B BB		C FF 90 B SL 78 B SL 77 C FF 89 X FF 90 2-2 ② F8		B FF 88 F FF 87 X FF 88 1-1 26 S 10 1B 1B	X SI 90 0-0 ① G3	X FF 93 0-0 ③ F7			4	2	1	0	1	0	3
26 Dan Uggla, R (1, 4) OBP: 0.234, SLG: 0.306	C FF 90 B FF 90 C SL 77 B FF 89 F SL 78 C FF 91 2-3 ① K 1-2		B FF 90 S FF 89 B CH 82 F FF 90 F FF 90 X SL 79 2-2 10 E 2B		B FF 91 1 SAFE F SI 89 C SI 91 B SI 92 D SL 81 F FF 90 S SI 90 3-3 ① K 1-2	C SI 89 S CU 78 S CU 78 0-3 ② K		F FF 90 S CU 77 B CH 84 B FF 89 X FF 90 2-2 ① G6-3		5	1	1	0	0	3	2
10 Chipper Jones, S (1, 5) OBP: 0.355, SLG: 0.433 19 Scott Linebrink, R (8, 1) 50 Cristhian Martinez, R (9, 1) OBP: 0.333, SLG: 0.667	B SL 75 B FF 90 X FF 90 2-0 ② P2		C FF 89 S FF 90 F FF 90 B FF 90 B SL 78 X CH 85 2-2 E3 5 S 5 HR 2-H 1B		F FF 90 X SI 92 0-1 5 1B 2 2B 2-H 1B	X SI 89 0-0 ③ G4-3		B CH 84 X FF 90 1-0 HR		5 0 0	3 0 0	3 0 0	2 0 0	0 0 0	0 0 0	1 0 0
5 Freddie Freeman, L (1, 3) OBP: 0.344, SLG: 0.429	X SL 78 0-0 2-H 1B		F FF 89 B FF 89 D CH 83 B SL 75 X FF 89 3-1 1-H HR		X CH 84 0-0 2 2B 1-2 1B		B FF 92 S FF 93 S FF 93 X FF 94 1-2 ① P5	F FC 90 B FC 89 B FC 90 S FC 87 S FC 88 2-3 ② K		5	2	3	3	0	1	0
2 Alex Gonzalez, R (1, 6) OBP: 0.298, SLG: 0.409	C FF 90 1 SAFE F FF 90 C FF 91 0-3 ③ K		X FF 91 0-0 HR		F SI 91 B SI 92 F SI 91 B SL 80 D SI 91 F FF 88 F FF 89 X FF 91 3-2 20 WP 17 1B 1-H 2-H 2B		B SL 82 S SL 83 C FF 94 S SL 84 1-3 ② K	X FF 92 0-0 ③ G1-6-3		5	2	2	3	0	2	1
20 Eric Hinske, L (1, 7) OBP: 0.311, SLG: 0.480		B FF 90 C FF 90 C CH 82 F SL 78 S SL 78 1-3 ① K	B SL 77 X FF 90 1-0 ③ L4		B SI 87 B SI 90 B SI 90 X SI 90 3-0 ② G4-3 2-3		F SL 86 B FF 92 B SL 84 B FF 93 X FF 94 3-1 HR		C FF 92 B KC 83 B FC 92 F FC 91 B KC 84 S FF 93 3-3 ① K	5	1	1	1	0	2	1
8 David Ross, R (1, 2) OBP: 0.380, SLG: 0.523		B SL 80 F FF 89 B FF 89 X FF 90 2-1 ② P3		B FF 88 F FF 88 X FF 89 1-1 ① L6	B SI 90 B SL 79 C SI 88 B SI 89 B SI 89 4-1 17 1B BB		C FF 94 F FF 94 B FF 92 B SL 84 B SL 84 B FF 94 4-2 7 BB 17 1B BB		B FC 92 F FC 93 F FC 92 X KC 82 1-2 17 G3 1B	3	0	1	0	2	0	0
17 Matt Young, L (1, 9) OBP: 0.263, SLG: 0.176	S FF 91 F SL 81 X SL 78 0-2 ③ G3-1			C FF 88 C CH 83 F FF 89 S FF 89 0-3 ② K	B SI 89 X FF 89 1-0 1-2 3-H 1B		X FF 93 0-0 7 BB 1-2 1B		C FF 92 X FC 91 0-1 ② G3 1-2	5	0	2	1	0	1	1
15 Tim Hudson, R (1, 1) OBP: 0.115, SLG: 0.042 7 Brooks Conrad, S (7, PH) OBP: 0.333, SLG: 0.286 43 Scott Proctor, R (7, 1) 24 Diory Hernandez, R (8, 5) OBP: 0.300, SLG: 0.450			B FF 89 C FF 88 X FF 89 1-1 ① P3	B FF 88 X FF 88 1-0 ③ F9	S FF 89 B SI 90 X SI 89 1-1 ③ G5-3		C FF 94 S SL 83 B SL 83 D SL 84 B FF 94 F FF 94 B FF 94 4-2 1-2 2-3 BB		X FC 91 0-0 ③ G6-3	3 0 0 1	0 0 0 0	0 0 0 0	0 1 0 0	0 0 0 0	0 0 0 1	2 0 0 1

	AB	R	H	RBI	BB	SO	LOB
AB	41						
R	11						
H	14						
RBI	10						
BB	4						
SO	9						
LOB	12						

Inning Stats	1	2	3	4	5	6	7	8	9
	R: 1 E: 0 K: 2 S: 11	H: 1 LOB: 1 BB: 1 P: 19	R: 0 E: 0 K: 1 S: 9	H: 0 LOB: 0 BB: 0 P: 12	R: 4 E: 1 K: 0 S: 17	H: 4 LOB: 0 BB: 0 P: 28	R: 0 E: 0 K: 1 S: 7	H: 0 LOB: 0 BB: 0 P: 9	R: 4 E: 0 K: 1 S: 19	H: 5 LOB: 2 BB: 1 P: 35	R: 0 E: 0 K: 1 S: 5	H: 0 LOB: 0 BB: 0 P: 5	R: 1 E: 0 K: 1 S: 15	H: 2 LOB: 3 BB: 2 P: 28	R: 1 E: 0 K: 1 S: 8	H: 1 LOB: 0 BB: 0 P: 13	R: 0 E: 0 K: 1 S: 9	H: 1 LOB: 1 BB: 0 P: 13

	1B: 8	SF: 0
	2B: 2	SAC: 0
	3B: 0	DP: 0
	HR: 4	HBP: 0

WP: 1	PA: 45
PB: 0	
SB: 3	
CS: 0	

PITCHER		IP	WLS	BF	H	R	ER	SO	BB	IBB	HBP	BLK	WP	HR	S	P	ERA	WHIP
62 Aneury Rodriguez, R ERA: 5.96	(1, 1)	4.0	L	19	6	6	6	4	1	0	0	0	0	2	46	71	13.50	1.750
66 Enerio Del Rosario, R ERA: 4.25	(5, 1)	1.0		8	4	3	3	1	1	0	0	0	1	0	17	32	27.00	5.000
52 Sergio Escalona, L ERA: 2.08	(6, 1)	1.0		3	0	0	0	1	0	0	0	0	0	0	5	5	0.00	0.000
47 Jeff Fulchino, R ERA: 4.88	(7, 1)	1.0		7	2	1	1	1	2	0	0	0	0	1	15	28	9.00	4.000
37 Brandon Lyon, R ERA: 7.3	(8, 1)	1.0		4	1	1	1	1	0	0	0	0	0	1	8	13	9.00	1.000

PITCHER		IP	WLS	BF	H	R	ER	SO	BB	IBB	HBP	BLK	WP	HR	S	P	ERA	WHIP
54 Mark Melancon, R ERA: 1.72	(9, 1)	1.0		4	1	0	0	1	0	0	0	0	0	0	9	13	0.00	1.000

Atlanta Braves @ Houston Astros

Minute Maid Park, Houston, TX

Fri Jun 10 2011, 7:08 PM - 10:07 PM CDT

Att. 29,252 - Roof Closed - 73 F

BOTTOM

Batter	1	2	3	4	5	6	7	8	9	AB	R	H	RBI	BB	SO	LOB
21 Michael Bourn, L (1, 8) OBP: 0.351, SLG: 0.393	C FF 89 X FF 90 0-1 9 G6-3 1B		F SI 91 X FS 80 0-1 36 G5-3 3B		C FF 91 B CU 76 S FC 86 B SI 91 X SI 91 2-2 36 G1-3 4 WP 2B		C FF 94 B FF 94 X FF 93 1-1 ② FC4-6 1-2f		C FF 89 F CH 83 X SI 90 0-2 2B	5	2	4	0	0	0	1
36 Angel Sanchez, R (1, 6) OBP: 0.310, SLG: 0.310	C FC 83 1 SAFE X SI 89 0-1 ① F8		B SI 90 C SI 92 X SI 92 1-1 ② G5-3 3-H		B CU 76 X SI 91 1-0 ② G1-3 2-3		X FF 94 0-0 ③ F9		C SL 83 S SL 83 C SI 90 0-3 ② K	5	0	0	1	0	1	4
9 Hunter Pence, R (1, 9) OBP: 0.359, SLG: 0.489 4 Jason Michaels, R (4, 9) OBP: 0.231, SLG: 0.271	X SI 90 0-0 ② G6-3 1-2		B FC 86 B FC 85 X FF 91 2-0 45 E 1B		B FC 85 B SI 91 B SI 92 C SI 90 S SI 91 F SI 92 X SI 90 3-2 ③ G1-3 3-H			B FC 92 B FF 93 X FF 92 2-0 ① F7	X FF 89 0-0 ③ F9	2 3	0 0	1 0	0 0	0 0	0 0	1 1
45 Carlos Lee, R (1, 7) OBP: 0.312, SLG: 0.399	C SI 90 B SI 91 B FF 91 B SI 90 C FF 90 F FC 84 X SI 92 3-2 ③ G4-3		S CU 75 C SI 91 X FC 86 0-2 ① E8 1-3 1B			C SI 90 F FC 83 X FC 85 0-2 ① G6-3		C FF 94 B SL 83 B SL 82 B FF 94 F FO 82 F FF 94 S FF 95 3-3 ② K		4	0	1	0	0	1	1
8 Jeff Keppinger, R (1, 4) OBP: 0.340, SLG: 0.400		B FF 90 X FC 89 1-0 23 G5-3 1B	B SI 91 C SI 92 B FC 85 X SI 92 2-1 ③ G6-3			C SI 91 C SI 90 B FC 85 X SI 91 1-2 29 WP 1B		B FC 93 B FF 93 C FF 92 F FF 92 B FO 83 F FF 93 B FF 93 4-2 BB		3	0	2	0	1	0	2
29 Brett Wallace, L (1, 3) OBP: 0.383, SLG: 0.448		C CU 76 S SI 90 T SI 90 0-2 ① K		S FC 85 C SI 90 B SI 90 X SI 91 1-2 ① G4-3		C SI 91 B FC 85 B SI 91 B CU 75 C FF 91 S SI 91 3-3 ② K 1-2		C FF 93 S SL 81 F FF 92 D SL 82 S SL 81 1-3 ③ K		4	0	0	0	0	3	3
23 Chris Johnson, R (1, 5) OBP: 0.269, SLG: 0.394 52 Sergio Escalona, L (6, 1) 11 Jason Bourgeois, R (6, PH) OBP: 0.415, SLG: 0.484 47 Jeff Fulchino, R (7, 1) 37 Brandon Lyon, R (8, 1) OBP: 1.000, SLG: 2.000 54 Mark Melancon, R (9, 1) 22 Carlos Corporán, S (9, PH) OBP: 1.000, SLG: 1.000		C SI 90 X SI 91 0-1 ② G5-3 1-2		F SI 91 T SI 92 X FC 84 0-2 ② G5-3		C SI 91 B FC 84 X CU 76 1-1 ③ G6-3			S FF 88 B SI 89 X SI 90 1-1 16 HR 1B	2 0 1 0 0 0 1	0 0 0 0 0 0 0	0 0 0 0 0 0 0	0 0 0 0 0 0 0	0 0 0 0 0 0 0	0 0 1 0 0 0 0	1 0 0 0 0 0 0
46 J.R. Towles, R (1, 2) OBP: 0.287, SLG: 0.339		C SI 91 S FC 83 B SI 91 D FC 84 S FC 85 2-3 ③ K		C FC 83 B FC 86 C CU 77 X SI 91 1-2 ③ G6-3			B FF 93 X FF 93 1-0 ① P6		C FF 90 F SI 90 F SI 90 F SL 83 S CH 82 0-3 ① K	4	0	0	0	0	2	2
62 Aneury Rodriguez, R (1, 1) 66 Enerio Del Rosario, R (5, 1) 16 Matt Downs, R (5, 5) OBP: 0.377, SLG: 0.554			C SI 88 B SI 88 S SI 89 F SI 90 F FF 90 S FC 83 1-3 ① K		F FF 89 X FC 85 0-1 ① G6-3		B FF 93 B SL 82 B FF 94 C FF 93 F FF 93 B FF 93 4-2 21 FC4-6 BB		C SL 82 X SL 81 0-1 1-H HR	1 0 2	0 0 1	0 0 1	0 0 2	0 0 1	1 0 0	0 0 0

Inning Stats	1	2	3	4	5	6	7	8	9
	R: 0 E: 0 K: 0 S: 9 H: 1 LOB: 1 BB: 0 P: 12	R: 0 E: 0 K: 2 S: 9 H: 1 LOB: 1 BB: 0 P: 12	R: 1 E: 1 K: 1 S: 15 H: 3 LOB: 2 BB: 0 P: 21	R: 0 E: 0 K: 0 S: 9 H: 0 LOB: 0 BB: 0 P: 11	R: 1 E: 0 K: 0 S: 10 H: 1 LOB: 0 BB: 0 P: 16	R: 0 E: 0 K: 1 S: 11 H: 1 LOB: 1 BB: 0 P: 16	R: 0 E: 0 K: 0 S: 6 H: 0 LOB: 1 BB: 1 P: 12	R: 0 E: 0 K: 2 S: 12 H: 0 LOB: 1 BB: 1 P: 22	R: 2 E: 0 K: 2 S: 16 H: 3 LOB: 1 BB: 0 P: 17

| | | |

Batter	1	2	3	4	5	6	7	8	9	10	AB	R	H	RBI	BB	SO	LOB
1 Jordan Schafer, L (1, 8) OBP: 0.324, SLG: 0.271	C FF 89 F FF 91 F FF 92 X CU 76 0-2 26 1B 1B	C SL 85 X FF 90 0-1 ① G3	T CH 81 S CH 82 B FF 91 B FF 90 B CH 82 X SL 87 3-2 ③ G4-3				X SI 88 0-0 ① SH1-3 1-2			B FF 90 B FF 90 C FF 89 B FF 86 X FF 89 3-1 26 S 16 HR 1B	4	1	2	0	0	0	1
26 Dan Uggla, R (1, 4) OBP: 0.245, SLG: 0.311	B FF 91 1 SAFE B FF 91 X FF 91 2-0 10 G4-6-3 1-2 1B	C CU 75 B FF 90 S CH 82 B CU 77 F SL 86 B CU 79 B CU 76 4-2 10 2B BB	F SI 88 S SI 88 F SL 84 B SI 89 S CH 82 1-3 ① K				X FF 89 0-0 16 G3-6-1 2-3 1B			1 SAFE B FF 89 B FF 89 F FF 90 1 SAFE S FF 90 B SI 90 B CU 78 4-2 16 HR 1-2 BB	3	2	2	0	2	1	0
16 Brian McCann, L (1, 2) OBP: 0.374, SLG: 0.483	X SL 88 0-0 ① F6	B SI 90 B SI 91 F SL 87 X SI 90 2-1 ② F7			B CU 74 C SL 86 B SL 85 S SI 88 F SL 86 B CH 82 B SL 86 4-2 10 G4-3 BB		C CU 79 F SI 91 B SI 91 X CU 80 1-2 ② ③ G3-6-1 1-2f			B FF 86 B FF 89 C FF 90 X FC 90 2-1 1-H 2-H HR	4	1	1	3	1	0	5
10 Chipper Jones, S (1, 5) OBP: 0.356, SLG: 0.441	C SL 87 C FF 92 X SL 87 0-2 ② ③ G4-6-3 1-2f	C CU 75 X FF 90 0-1 1-H 2B	1 SAFE F SI 90 S SL 87 F CU 78 B FF 91 D CH 82 F SI 91 D CH 82 X SI 90 3-2 ② G4-3 1-2		B SI 90 C SI 91 X FS 84 1-1 ① G3-1	B FF 89 C SL 84 X FF 89 1-1 E4 26 1B 1 SH1-3		B FF 89 B FF 89 C FF 89 B FF 88 S FF 87 X FF 87 3-2 20 1B 2B	5	1	2	1	0	0	3
5 Freddie Freeman, L (1, 3) OBP: 0.341, SLG: 0.429	C FF 89 B CH 82 F SL 85 F SL 84 B X FF 91 2-2 2 1B 17 FC3-2-5 2B	T CH 82 B FF 92 B SL 87 B CH 82 X SL 87 3-1 ③ F9	B CU 75 F SL 87 B CH 82 X SL 86 2-1 ③ L7		B FS 84 F SI 91 C SI 92 F FS 87 S FS 85 1-3 ② K			B FF 93 C FF 92 D FF 93 B CH 85 F FF 93 F FF 93 T FF 93 3-2 ① K	5	0	1	0	0	2	3
2 Alex Gonzalez, R (1, 6) OBP: 0.296, SLG: 0.405	X SL 87 0-0 17 FC3-2-5 2-3 1B	C FF 90 B CH 82 F FF 89 B CH 83 X FF 90 2-2 ① F9	F SL 88 B SL 86 X FF 89 1-1 ① P5		S FF 93 B FF 94 S FS 86 T SI 92 1-2 ③ K			S CU 78 F CU 78 F FF 94 F CU 79 B CU 76 C FF 92 1-3 ② K		5	0	1	0	0	2	1
20 Eric Hinske, L (1, 7) OBP: 0.314, SLG: 0.500 46 Craig Kimbrel, R (10, 1)	C SL 86 C FF 92 S CU 79 0-3 ① K	X FF 90 0-0 HR	B FF 90 C FF 90 B CH 80 X SL 86 2-1 ② F8				B FC 93 B FC 92 C FF 93 F FC 92 B KC 84 X FC 92 3-2 ① P5	C CH 87 B CH 87 X FF 94 1-1 17 1B 2-H 1B		5 0	1 0	2 0	2 0	0 0	1 0	2 0
17 Matt Young, L (1, 9) OBP: 0.279, SLG: 0.205 (10, 7)	F SL 87 B CH 83 1 SAFE X SL 86 1-1 ② FC3-2-5 1-2 3-H	B FF 89 F FF 89 C SL 86 B SL 85 F FF 91 S FF 90 2-3 ② K	C SL 84 F SI 89 B FF 90 F SL 85 B CH 81 B FF 90 S CH 80 3-3 ③ K				C FF 94 X FA 84 0-1 7 CS 1B	X CH 86 0-0 1-3 1B		5	0	2	0	0	2	2
36 Mike Minor, R (1, 1) OBP: 0.429, SLG: 0.500 24 Diory Hernandez, R (7, PH) OBP: 0.286, SLG: 0.429 34 Eric O'Flaherty, L (7, 1) 39 Jonny Venters, L (8, 1) 7 Brooks Conrad, S (9, PH) OBP: 0.326, SLG: 0.278 19 Scott Linebrink, R (9, 1) 4 Joe Mather, R (10, PH) OBP: 0.299, SLG: 0.355 (10, 9)	F FF 92 B CU 76 F FF 92 S CU 78 1-3 ③ K	S FF 89 X FF 90 0-1 2B					B FC 91 F FS 84 B FF 92 S FF 93 B KC 84 C KC 82 3-3 ② ③ K 1-2	F FF 93 D CU 79 X FF 94 1-1 ③ F9		2 1 0 0 1 0 0 1	0 0 0 0 0 0 0 0	1 0 0 0 0 0 0 0	0 0 0 0 0 1 0 0	0 0 0 0 0 1 0 0	1 0 0 0 0 1 0 0	2 0 0 0 1 1 0 2
Inning Stats	R: 0 E: 0 K: 0 S: 9 H: 2 LOB: 1 BB: 0 P: 11	R: 0 E: 0 K: 2 S: 13 H: 2 LOB: 2 BB: 0 P: 17	R: 1 E: 0 K: 0 S: 11 H: 1 LOB: 1 BB: 1 P: 20	R: 1 E: 0 K: 1 S: 13 H: 2 LOB: 1 BB: 0 P: 20	R: 0 E: 0 K: 1 S: 14 H: 0 LOB: 1 BB: 1 P: 24	R: 0 E: 0 K: 0 S: 8 H: 0 LOB: 0 BB: 0 P: 14	R: 0 E: 1 K: 0 S: 7 H: 1 LOB: 1 BB: 0 P: 9	R: 0 E: 0 K: 2 S: 9 H: 0 LOB: 0 BB: 0 P: 12	R: 0 E: 0 K: 1 S: 8 H: 1 LOB: 0 BB: 0 P: 14	R: 4 E: 0 K: 2 S: 23 H: 5 LOB: 2 BB: 1 P: 41	1B: 8 2B: 4 3B: 0 HR: 2	SF: 0 SAC: 1 DP: 2 HBP: 0	WP: 0 PB: 0 SB: 1 CS: 1	PA: 45				

PITCHER		IP	WLS	BF	H	R	ER	SO	BB	IBB	HBP	BLK	WP	HR	S	P	ERA	WHIP
41 Jordan Lyles, R ERA: 4.15	(1, 1)	6.1		29	8	2	2	5	2	0	0	0	0	1	72	111	2.84	1.579
52 Sergio Escalona, L ERA: 1.93	(7, 1)	0.2		1	0	0	0	0	0	0	0	0	0	0	3	4	0.00	0.000
59 Wilton Lopez, R ERA: 2.52	(8, 1)	1.0		3	0	0	0	2	0	0	0	0	0	0	9	12	0.00	0.000
54 Mark Melancon, R ERA: 1.67	(9, 1)	1.0		3	1	0	0	1	0	0	0	0	0	0	8	14	0.00	1.000
37 Brandon Lyon, R ERA: 10.22	(10, 1)	0.0	L	4	3	4	4	0	1	0	0	0	0	1	9	21	∞	∞

PITCHER		IP	WLS	BF	H	R	ER	SO	BB	IBB	HBP	BLK	WP	HR	S	P	ERA	WHIP
43 Fernando Rodriguez Jr., R ERA: 3.12	(10, 1)	1.0		5	2	0	0	2	0	0	0	0	0	0	14	20	0.00	2.000

TOP

Atlanta Braves @ Houston Astros

Minute Maid Park, Houston, TX

Sat Jun 11 2011, 6:08 PM - 9:26 PM CDT

Att. 32,117 - Roof Closed - 73 F

livebaseballscorecards.com

AB	41
R	6
H	14
RBI	6
BB	3
SO	10
LOB	22

Batter	1	2	3	4	5	6	7	8	9	10	AB	R	H	RBI	BB	SO	LOB
11 Jason Bourgeois, R (1, 7) OBP: 0.400, SLG: 0.463	C FF 90 X FF 92 0-1 ① F8	B FF 91 C CH 84 B CH 84 F CH 84 X FF 92 2-2 ③ FC4 1-2f			C FF 91 B CH 84 B CH 83 C FF 92 F FF 91 S SL 84 2-3 ② K		C SI 91 B CH 86 X SL 85 1-1 21 S 1-3 1B		B FF 93 X FF 93 1-0 ③ L7		5	0	1	0	0	1	3
21 Michael Bourn, L (1, 8) OBP: 0.352, SLG: 0.398	C SI 93 B SL 84 X FF 92 1-1 9 2B 3B		B FF 90 L FF 90 X CH 82 1-1 ① G4-3		C FF 92 B SL 85 B SL 85 B SI 90 B SI 90 4-1 BB		B SL 84 S SI 91 B SI 92 B SI 91 S SI 90 X SI 92 3-2 ③ G4-3 1-2			B FF 94 C FF 95 F FF 96 B KC 88 F FF 95 B FF 96 F FF 95 F FF 96 F FF 95 3-2 ① F7 F FF 94 X FF 96	4	1	1	0	1	0	2
9 Hunter Pence, R (1, 9) OBP: 0.360, SLG: 0.494	B FF 92 B SL 85 X SL 86 2-0 45 2B 2B 3-H		C FF 91 B CH 83 X FF 92 1-1 ② G6-3		X CH 83 0-0 ③ L5			S SL 84 F SI 94 T SL 85 0-2 ① K		B FF 96 C FF 94 X FF 96 1-1 45 2B 2B	5	2	2	1	0	1	1
45 Carlos Lee, R (1, 3) OBP: 0.318, SLG: 0.412	X FF 92 0-0 8 G4-3 2B 2-H		C FF 92 B FF 92 X CH 85 1-1 ③ G4-3			C CH 84 C FF 91 F CH 83 B FF 91 X FF 91 1-2 ① P6		X SI 95 0-0 8 G6-4-3 1B		B KC 88 C KC 87 B FF 97 B KC 86 X FF 95 3-1 2-H 2B	5	0	3	2	0	0	0
8 Jeff Keppinger, R (1, 4) OBP: 0.328, SLG: 0.382	C FF 92 B CH 84 F CH 84 B FF 92 X SL 85 2-2 ② G4-3 2-3			C FF 92 X FF 92 0-1 1B		B FF 91 C FF 91 C SL 86 X CH 82 1-2 ② L5		C SI 95 X SI 95 0-1 ②③ G6-4-3 1-2f		C FF 97 C FF 97 B KC 88 B FF 96 F FF 96 F FF 96 S KC 86 2-3 ② K	5	0	1	0	0	1	3
23 Chris Johnson, R (1, 5) OBP: 0.268, SLG: 0.390	C FF 92 F FF 92 F FF 92 B CH 85 F SL 85 B CH 84 S CH 86 2-3 ③ K			B CH 83 1 SAFE X CH 81 1-0 ① L6		B SL 85 X CH 83 1-0 ③ L7			B FC 92 B FF 91 F FC 92 X FF 93 2-1 12 SH1-4 1B	C KC 87 F KC 87 B FF 97 X KC 89 1-2 ③ G6-3	5	0	1	0	0	1	3
12 Clint Barmes, R (1, 6) OBP: 0.318, SLG: 0.336		B FF 92 C FF 92 C FF 92 X CH 86 1-2 ① F7		F FF 89 F FF 92 F FF 90 1 SAFE F CH 84 B FF 90 B FF 89 X SL 85 2-2 ② F7			F SI 91 B SI 91 C CH 84 X CH 86 1-2 ① G1-3		C FF 93 B FF 93 M FC 89 X FF 93 1-2 ① SH1-4 1-2		3	0	0	0	0	0	1
22 Carlos Corporán, S (1, 2) OBP: 0.400, SLG: 0.400		B FF 93 F CH 85 C CH 85 F SL 84 B CH 84 T SI 92 2-2 ② K		F FF 89 1 SAFE S FF 90 B CH 83 C FF 92 1-3 ③ K			X SI 91 0-0 11 1B 1B		F SL 82 B FF 93 T SL 81 X SL 81 1-2 ② F7		4	0	1	0	0	2	2
41 Jordan Lyles, R (1, 1) OBP: 0.333, SLG: 0.200 52 Sergio Escalona, L (7, 1) 4 Jason Michaels, R (7, PH) OBP: 0.226, SLG: 0.265 59 Wilton Lopez, R (8, 1) 54 Mark Melancon, R (9, 1) 16 Matt Downs, R (9, PH) OBP: 0.385, SLG: 0.554 37 Brandon Lyon, R (10, 1) OBP: 1.000, SLG: 2.000 43 Fernando Rodriguez Jr., R (10, 1)		B FF 92 B FF 91 C FF 90 B FF 90 B FF 89 4-1 11 FC4 BB			B FF 89 C FF 87 B CH 81 C FF 90 X FF 91 2-2 ① G6-3		C SI 91 C CH 85 B CH 86 S SL 86 1-3 ② K		B FF 94 D SL 82 C SL 81 B FF 92 B FF 92 4-1 BB		1 0 1 0 0 0 0 0 0	0 0 0 0 0 0 0 0 0	0 0 0 0 0 0 0 1 0	0 0 1 0 0 0 0 0 0	1 0 0 0 0 0 0 0 0	0 0 1 0 0 0 0 0 0	0 0 1 0 0 0 0 0 0
Inning Stats	R: 2 H: 3 E: 0 LOB: 1 K: 1 BB: 0 S: 14 P: 21	R: 0 H: 0 E: 0 LOB: 1 K: 1 BB: 1 S: 11 P: 20	R: 0 H: 0 E: 0 LOB: 0 K: 0 BB: 0 S: 6 P: 9	R: 0 H: 1 E: 0 LOB: 1 K: 1 BB: 0 S: 11 P: 15	R: 0 H: 0 E: 0 LOB: 1 K: 1 BB: 1 S: 9 P: 17	R: 0 H: 0 E: 0 LOB: 0 K: 0 BB: 0 S: 8 P: 11	R: 0 H: 2 E: 0 LOB: 2 K: 1 BB: 0 S: 12 P: 18	R: 0 H: 1 E: 0 LOB: 0 K: 1 BB: 0 S: 6 P: 6	R: 0 H: 1 E: 0 LOB: 2 K: 0 BB: 1 S: 10 P: 19	R: 1 H: 2 E: 0 LOB: 1 K: 1 BB: 0 S: 20 P: 30	1B: 5 2B: 4 3B: 1 HR: 0	SF: 0 SAC: 1 DP: 1 HBP: 0		WP: 0 PB: 0 SB: 1 CS: 0	PA: 42		

PITCHER	IP	WLS	BF	H	R	ER	SO	BB	IBB	HBP	BLK	WP	HR	S	P	ERA	WHIP
36 Mike Minor, L (1, 1) ERA: 4.5	6.0		24	4	2	2	4	2	0	0	0	0	0	59	93	3.00	1.000
34 Eric O'Flaherty, L (7, 1) ERA: 1.47	1.0		5	2	0	0	1	0	0	0	0	0	0	12	18	0.00	2.000
39 Jonny Venters, L (8, 1) ERA: 0.45	1.0		3	1	0	0	1	0	0	0	0	0	0	6	6	0.00	1.000
19 Scott Linebrink, R (9, 1) ERA: 3.8	1.0	W	5	1	0	0	0	1	0	0	0	0	0	10	19	0.00	2.000
46 Craig Kimbrel, R (10, 1) ERA: 3.38	1.0		5	2	1	1	1	0	0	0	0	0	0	20	30	9.00	2.000

PITCHER	IP	WLS	BF	H	R	ER	SO	BB	IBB	HBP	BLK	WP	HR	S	P	ERA	WHIP

BOTTOM

Atlanta Braves @ Houston Astros

Minute Maid Park, Houston, TX

Sat Jun 11 2011, 6:08 PM - 9:26 PM CDT

Att. 32,117 - Roof Closed - 73 F

livebaseballscorecards.com

AB	38
R	3
H	10
RBI	3
BB	3
SO	7
LOB	16

Batter	1	2	3	4	5	6	7	8	9	AB	R	H	RBI	BB	SO	LOB
1 Jordan Schafer, L (1, 8) OBP: 0.319, SLG: 0.270	C FF 88 B SL 83 B SL 81 B FF 88 X FF 86 3-1 26 S 26 HR 1B		B SL 81 X FF 88 1-0 E1 16 G6-4-3 26 BB		C CU 73 S CH 82 F CU 76 B FC 88 X CU 75 1-2 ③ G6-3			B FF 92 B FF 92 C FF 92 B FF 92 S FF 93 S FF 94 3-3 ① K		4	1	1	0	0	1	0
26 Dan Uggla, R (1, 4) OBP: 0.253, SLG: 0.328	C FF 88 B SI 89 X CH 81 1-1 1-H HR		B FF 88 B FC 87 C SL 81 1 SAFE B SL 82 B FF 88 4-1 16 G6-4-3 1-2 BB			B FF 88 B FF 88 C FC 89 X FF 89 2-1 16 HR 1B		X FF 94 0-0 ② P5		3	2	2	2	1	0	0
16 Brian McCann, L (1, 2) OBP: 0.376, SLG: 0.498	F FF 89 X FF 89 0-1 2 FC6-4 1B		C CU 75 C SL 82 D CU 77 F CU 75 B SL 82 X SL 81 2-2 ①② G6-4-3 1-2f 2-3			B FF 89 B CH 83 B FF 89 X SI 89 3-0 1-H HR		B FF 93 B CH 85 C CU 77 X CU 77 2-1 ③ L9		4	1	2	2	0	0	2
5 Freddie Freeman, L (1, 3) OBP: 0.336, SLG: 0.421	C FF 88 C CU 74 S CU 76 0-3 ① K		D CU 76 S CU 75 D CU 77 F CU 74 S FC 89 2-3 ③ K			B CU 74 C CU 74 S CH 83 T CU 76 1-2 ① K			B CU 77 C FF 92 F FF 88 F FF 93 B FF 90 F CU 78 B CH 86 F FF 93 F CU 75 3-3 ① S FF 84 K	4	0	0	0	0	4	2
2 Alex Gonzalez, R (1, 6) OBP: 0.295, SLG: 0.400	F FF 89 F CU 76 X SL 82 0-2 ② FC6-4 1-2f			X SL 80 0-0 ① P4		C CU 75 X FF 90 0-1 ② F9			B FF 91 B FF 90 B FF 93 C FF 93 B CH 85 4-1 BB	3	0	0	0	1	0	1
20 Eric Hinske, L (1, 7) OBP: 0.305, SLG: 0.485 39 Jonny Venters, L (9, 1)	B CU 76 C CU 75 S FC 89 S CU 76 1-3 ③ K			C SL 81 B CU 73 B CU 75 C CH 82 S CU 75 2-3 ② K		C FF 90 F CU 76 B CU 76 X CU 76 1-2 ③ G3-1			S FF 92 F FF 92 F FF 92 F FF 93 F CU 79 D CH 85 T FF 93 1-2 ② K	4 0	0 0	0 0	0 0	0 0	3 0	2 0
23 Brandon Hicks, R (1, 5) OBP: 0.133, SLG: 0.071		F FC 88 X SL 81 0-1 ① G5-3		C FC 89 B CU 76 B FC 89 X SL 80 2-1 ③ F8			B CU 71 B SL 81 B SL 81 C FC 87 C FC 88 X FC 89 3-2 ① F9		S FF 92 D CU 80 B FF 93 B FF 92 F FF 93 C CU 78 3-3 ③ K	4	0	0	0	0	1	1
17 Matt Young, L (1, 9) OBP: 0.261, SLG: 0.190 (9, 7)		B SI 88 B SI 88 C FF 87 B FF 87 X FC 88 3-1 ② F7			X FC 87 0-0 ① L8		F FF 88 F FF 88 X SL 81 0-2 ② F8			3	0	0	0	0	0	0
48 Tommy Hanson, R (1, 1) OBP: 0.083, SLG: 0.083 34 Eric O'Flaherty, L (8, 1) 4 Joe Mather, R (9, 9) OBP: 0.299, SLG: 0.355		C FF 89 X SL 81 0-1 ③ L9			B FC 87 B FC 88 C CH 86 B FF 88 X FF 88 3-1 ② F9		B FF 88 F FC 88 B CU 76 F FF 89 S CU 76 2-3 ③ K			3 0 0	0 0 0	0 0 0	0 0 0	0 0 0	1 0 0	0 0 0

TOP

Atlanta Braves @ Houston Astros

Minute Maid Park, Houston, TX

Sun Jun 12 2011, 1:08 PM - 3:41 PM CDT
Att. 23,765 - Roof Closed - 73 F

livebaseballscorecards.com

AB	32
R	4
H	5
RBI	4
BB	2
SO	10
LOB	8

Inning Stats	1	2	3	4	5	6	7	8	9	1B	SF	WP	PA
R	2	0	0	0	0	2	0	0	0	3	0	0	34
E	0	0	1	0	0	0	0	0	0	2B 0	SAC 0	PB 0	
K	2	0	1	1	0	1	1	1	3	3B 0	DP 1	SB 1	
S	15	6	9	6	7	11	9	6	17	HR 2	HBP 0	CS 0	
H	3	0	0	0	0	2	0	0	0				
LOB	1	0	1	0	0	0	0	0	1				
BB	0	0	1	0	0	0	0	0	1				
P	20	9	18	10	11	18	14	11	28				

PITCHER		IP	WLS	BF	H	R	ER	SO	BB	IBB	HBP	BLK	WP	HR	S	P	ERA	WHIP
39 Brett Myers, R ERA: 5.03	(1, 1)	7.0	L	27	5	4	4	6	1	0	0	0	0	2	63	100	5.14	0.857
43 Fernando Rodriguez Jr., R ERA: 2.53	(8, 1)	2.0		7	0	0	0	4	1	0	0	0	0	0	23	39	0.00	0.500

PITCHER		IP	WLS	BF	H	R	ER	SO	BB	IBB	HBP	BLK	WP	HR	S	P	ERA	WHIP

BOTTOM

Batter	1	2	3	4	5	6	7	8	9	AB	R	H	RBI	BB	SO	LOB
21 Michael Bourn, L (1, 8) OBP: 0.347, SLG: 0.392	C FF 87 B SL 79 B SL 78 F FF 88 F FF 90 B FF 90 X FF 90 3-2 ① F7		T FF 91 B SL 82 C FF 92 B CU 74 S CU 74 2-3 ③ K		X CU 74 0-0 ③ G4-3			X SI 91 0-0 ① B1		4	0	0	0	0	1	1
12 Clint Barmes, R (1, 6) OBP: 0.316, SLG: 0.333	C FF 90 F FF 90 B FF 90 F FF 90 C FF 91 1-3 ② K			C SL 78 F FF 90 X CU 74 0-2 E5 45 1B		B FF 88 S FF 90 X FF 91 1-1 ① F8		C SI 92 B SI 91 B SI 91 X SI 91 2-1 1B		4	0	1	0	0	1	0
16 Matt Downs, R (1, 4) OBP: 0.378, SLG: 0.529	B CU 74 X FF 91 1-0 ③ G5-3			B SL 80 B SL 78 F FF 91 F FF 91 F SL 80 T FF 91 2-2 ① K		B FF 90 B CH 78 B FF 90 C FF 90 B FF 91 4-1 45 2B BB		F SI 91 C CH 85 S SL 84 0-3 ② K		3	1	0	0	1	2	2
45 Carlos Lee, R (1, 7) OBP: 0.324, SLG: 0.419		C SL 81 B FF 89 B FF 90 C SL 80 F FF 91 B FF 90 B SL 79 4-2 BB		C CU 73 B SL 79 1 SAFE B SL 82 X FF 91 2-1 1-2 1B		C FF 92 F FF 91 F FF 91 F SL 80 B SL 81 X SL 79 1-2 1-H 2B		F SL 83 F SL 85 F CH 85 F SL 84 B SI 93 F SI 92 B SI 92 X SL 84 2-2 ③ F7		3	0	2	1	1	0	1
29 Brett Wallace, L (1, 3) OBP: 0.376, SLG: 0.440		B FF 90 X FF 89 1-0 ① F7		C SL 80 C CU 74 S CU 74 0-3 ② K		B CU 74 S CU 75 C FF 91 S CU 74 1-3 ② K			T SI 93 S SI 94 S SL 85 0-3 ① K	4	0	0	0	0	3	4
4 Jason Michaels, R (1, 9) OBP: 0.228, SLG: 0.264		C CU 72 F SL 77 B FF 90 S SL 78 1-3 ② K		C FF 91 B FF 90 C SL 82 F CU 74 X FF 93 1-2 ③ F8		F FF 92 X FF 92 0-1 ③ G5-3			C SI 94 S SL 86 B SL 86 F SI 94 B SI 95 B SL 86 X SI 94 3-2 1B	4	0	1	0	0	1	4
23 Chris Johnson, R (1, 5) OBP: 0.267, SLG: 0.387	1 SAFE 1 SAFE B FF 90 F FF 90 C CU 73 S SL 80 1-3 ③ K				B FF 90 F FF 91 X FF 91 1-1 22 S 1B		C FF 92 S CU 74 B FF 92 S CU 75 1-3 ① K		F SI 95 F SI 95 S SL 86 0-3 ② K	4	0	1	0	0	3	2
22 Carlos Corporán, S (1, 2) OBP: 0.222, SLG: 0.222			C FF 88 S FF 89 S FF 90 0-3 ① K		B FF 89 C SL 81 S FF 91 B FF 91 1 SAFE F FF 91 D CU 75 C FF 92 3-3 ① 1-2 K		B CU 74 F SL 79 F SL 79 S FF 93 1-3 ② K		F SI 94 T SI 95 X SI 96 0-2 ③ G6-3	4	0	0	0	0	3	2
39 Brett Myers, R (1, 1) OBP: 0.154, SLG: 0.154 8 Jeff Keppinger, R (7, PH) OBP: 0.322, SLG: 0.375 43 Fernando Rodriguez Jr., R (8, 1)			C FF 91 F FF 91 S SL 81 0-3 ② K		S SL 80 S FF 92 S SL 80 0-3 ② K		F FF 91 F FF 92 B CU 76 F SL 80 F FF 94 F FF 94 S SL 82 1-3 ③ K			2 1 0	0 0 0	0 0 0	0 0 0	0 0 0	2 1 0	1 0 0
Inning Stats	R: 0 E: 0 K: 1 S: 9 H: 0 LOB: 0 BB: 0 P: 14	R: 0 E: 0 K: 2 S: 10 H: 0 LOB: 1 BB: 1 P: 17	R: 0 E: 0 K: 3 S: 9 H: 0 LOB: 0 BB: 0 P: 11	R: 0 E: 1 K: 2 S: 16 H: 1 LOB: 2 BB: 0 P: 21	R: 0 E: 0 K: 2 S: 10 H: 1 LOB: 1 BB: 0 P: 14	R: 1 E: 0 K: 1 S: 13 H: 1 LOB: 1 BB: 1 P: 20	R: 0 E: 0 K: 3 S: 12 H: 0 LOB: 0 BB: 0 P: 15	R: 0 E: 0 K: 1 S: 12 H: 1 LOB: 1 BB: 0 P: 16	R: 0 E: 0 K: 2 S: 13 H: 1 LOB: 1 BB: 0 P: 16	1B: 4 2B: 1 3B: 0 HR: 0 SF: 0 SAC: 0 DP: 0 HBP: 0						

PITCHER	IP	WLS	BF	H	R	ER	SO	BB	IBB	HBP	BLK	WP	HR	S	P	ERA	WHIP
48 Tommy Hanson, R (1, 1) ERA: 2.48	7.0	W	27	3	1	1	14	2	0	0	0	0	0	79	112	1.29	0.714
34 Eric O'Flaherty, L (8, 1) ERA: 1.42	1.0	H	4	1	0	0	1	0	0	0	0	0	0	12	16	0.00	1.000
39 Jonny Venters, L (9, 1) ERA: 0.44	1.0	S	4	1	0	0	2	0	0	0	0	0	0	13	16	0.00	1.000

PITCHER	IP	WLS	BF	H	R	ER	SO	BB	IBB	HBP	BLK	WP	HR	S	P	ERA	WHIP

Atlanta Braves @ Houston Astros

Minute Maid Park, Houston, TX

Sun Jun 12 2011, 1:08 PM - 3:41 PM CDT

Att. 23,765 - Roof Closed - 73 F

livebaseballscorecards.com

AB	33
R	1
H	5
RBI	1
BB	2
SO	17
LOB	17

Atlanta Braves @ Houston Astros

Minute Maid Park, Houston, TX

Mon Jun 13 2011, 7:08 PM - 9:46 PM CDT

Att. 21,466 - Roof Closed - 73 F

livebaseballscorecards.com

Batter	1	2	3	4	5	6	7	8	9	AB	R	H	RBI	BB	SO	LOB
1 Jordan Schafer, L (1, 8) OBP: 0.325, SLG: 0.338	B SI 90 B FF 90 C SI 89 C CU 78 X CU 77 2-2 10 G5-3 2B		L CU 76 C SI 90 B CU 75 F FF 89 X CU 77 1-2 ① G4-3		B CU 76 X CU 76 1-0 ① F8		B SI 92 X SI 91 1-0 ③ G4-3		X FF 89 0-0 1-H 2-H HR	5	1	2	3	0	0	2
26 Dan Uggla, R (1, 4) OBP: 0.252, SLG: 0.322	B SI 89 B SI 89 C SI 89 B CU 74 F SI 88 B SI 90 4-2 10 G5-3 BB		X SI 88 0-0 ② G3		C CU 76 B SI 88 X SI 88 1-1 ② G6-3			T SI 89 B SI 91 B CH 81 S SI 91 C CU 79 2-3 ① K	C FC 89 X CU 79 0-1 ③ F9	4	0	0	0	1	1	1
16 Brian McCann, L (1, 2) OBP: 0.374, SLG: 0.491	F SI 88 X SI 90 0-1 ① F8		C CU 76 H SI 90 1-1 10 BB HBP		X SI 89 0-0 ③ G3-1			F SI 92 X SI 92 0-1 ② G3		3	0	0	0	0	0	3
10 Chipper Jones, S (1, 5) OBP: 0.362, SLG: 0.441	X SI 88 0-0 ② G5-3 1-2 2-3		B SI 88 B CH 83 F SI 87 C CU 76 B SI 89 B CU 77 4-2 1-2 BB			C CU 76 B SI 88 F CH 84 B FF 90 B CU 77 B CU 77 4-2 4 G6-4-3 BB		B SI 91 B CH 80 F SI 91 F SI 91 X SI 92 2-2 1B		2	0	1	0	2	0	2
5 Freddie Freeman, L (1, 3) OBP: 0.335, SLG: 0.416	B SI 89 B SI 88 B SI 89 F FF 89 B SI 89 4-1 BB		F CU 77 F SI 89 B FF 91 S SI 91 1-3 ③ K			C CU 76 S SI 88 F SI 88 B FF 88 B FF 88 B SI 89 1 SAFE X CU 78 3-2 ① F8		X SI 92 0-0 ③ G4-3		3	0	0	0	1	1	4
4 Joe Mather, R (1, 9) OBP: 0.282, SLG: 0.333	F CU 77 B FF 90 S CU 76 S FF 90 1-3 ③ K			C CU 76 S FF 89 S FF 90 0-3 ① K		S SI 88 B SI 87 S CH 82 F FF 88 B SI 90 F CU 77 X CU 77 2-2 ②③ G6-4-3 1-2f			X FF 90 0-0 ① P4	4	0	0	0	0	2	4
23 Brandon Hicks, R (1, 6) OBP: 0.105, SLG: 0.056		C FF 88 B SI 89 S CU 75 B FF 89 F CU 76 F SI 89 S CU 76 2-3 ① K		B SI 90 C CU 75 X SI 90 1-1 ② F8			C FF 92 B FF 93 C FF 93 S SI 92 1-3 ① K		X FF 90 0-0 ② G5-3	4	0	0	0	0	2	0
17 Matt Young, L (1, 7) OBP: 0.260, SLG: 0.217		B FF 91 B SI 89 X FF 89 2-0 ② G4-3		C CU 76 C SI 89 B SI 89 F SI 89 X CU 77 1-2 ③ G1-3			B FF 93 B FS 85 C FF 93 X SI 93 2-1 ② G1-4-3		C FF 89 B FF 90 B FC 87 X FF 89 2-1 1 HR 2B	4	1	1	0	0	0	0
32 Derek Lowe, R (1, 1) OBP: 0.200, SLG: 0.174 19 Scott Linebrink, R (6, 1) 7 Brooks Conrad, S (7, PH) OBP: 0.340, SLG: 0.324 52 George Sherrill, L (7, 1) 43 Scott Proctor, R (8, 1) 20 Eric Hinske, L (9, PH) OBP: 0.310, SLG: 0.485		C FF 90 B SI 90 F CU 74 S FF 89 1-3 ③ K			C FF 86 B CU 72 X CU 74 1-1 2B		F FF 94 B FF 95 X SI 92 1-1 2B		C FC 90 B CU 78 F FC 88 B FF 86 F CU 77 F FF 90 F FC 89 F CU 78 B CU 76 4-2 F FC 87 B FF 88 1 HR BB	2 0 1 0 0 0 0	0 0 0 0 0 0 1	1 0 1 0 0 0 0	0 0 0 0 0 0 0	0 0 0 0 0 0 1	1 0 0 0 0 0 0	0 0 0 0 0 0 0

Inning Stats	1	2	3	4	5	6	7	8	9
	R: 0 E: 0 K: 1 S: 12 H: 1 LOB: 3 BB: 2 P: 23	R: 0 E: 0 K: 2 S: 9 H: 0 LOB: 0 BB: 0 P: 14	R: 0 E: 0 K: 1 S: 11 H: 0 LOB: 2 BB: 1 P: 18	R: 0 E: 0 K: 1 S: 9 H: 0 LOB: 0 BB: 0 P: 11	R: 0 E: 0 K: 0 S: 6 H: 1 LOB: 1 BB: 0 P: 9	R: 0 E: 0 K: 0 S: 11 H: 0 LOB: 0 BB: 1 P: 20	R: 0 E: 0 K: 1 S: 8 H: 1 LOB: 1 BB: 0 P: 13	R: 0 E: 0 K: 1 S: 9 H: 1 LOB: 1 BB: 0 P: 13	R: 3 E: 0 K: 0 S: 14 H: 2 LOB: 0 BB: 1 P: 20

1B: 1 SF: 0 WP: 0 PA: 38
2B: 4 SAC: 0 PB: 0
3B: 0 DP: 1 SB: 0
HR: 1 HBP: 1 CS: 0

TOP	
AB	32
R	3
H	6
RBI	3
BB	5
SO	7
LOB	16

PITCHER		IP	WLS	BF	H	R	ER	SO	BB	IBB	HBP	BLK	WP	HR	S	P	ERA	WHIP
51 Wandy Rodriguez, L ERA: 3.13	(1, 1)	6.0	W	24	2	0	0	5	4	0	1	0	0	0	58	95	0.00	1.000
59 Wilton Lopez, R ERA: 2.42	(7, 1)	1.0		4	1	0	0	1	0	0	0	0	0	0	8	13	0.00	1.000
52 Sergio Escalona, L ERA: 1.74	(8, 1)	1.0		4	1	0	0	1	0	0	0	0	0	0	9	13	0.00	1.000
37 Brandon Lyon, R ERA: 11.48	(9, 1)	1.0		6	2	3	3	0	1	0	0	0	0	1	14	20	27.00	3.000

PITCHER	IP	WLS	BF	H	R	ER	SO	BB	IBB	HBP	BLK	WP	HR	S	P	ERA	WHIP

BOTTOM

Atlanta Braves @ Houston Astros

Minute Maid Park, Houston, TX

Mon Jun 13 2011, 7:08 PM - 9:46 PM CDT

Att. 21,466 - Roof Closed - 73 F

livebaseballscorecards.com

Batter	1	2	3	4	5	6	7	8	9	AB	R	H	RBI	BB	SO	LOB
21 Michael Bourn, L (1, 8) OBP: 0.348, SLG: 0.390	B SI 86 B SI 87 C SI 87 C SI 87 S CH 82 2-3 ① K		B SL 80 X SL 80 1-0 ② G3		C SL 79 B SI 88 X SI 88 1-1 12 G4-3 12 S 1B	B FF 93 C FF 92 B FO 83 B FF 92 I IN 73 4-1 12 SF8 9 1B IBB	B SL 73 S FF 87 X SL 75 1-1 ②③ G6-3 1-2f			4	1	1	0	1	1	2
12 Clint Barmes, R (1, 6) OBP: 0.313, SLG: 0.331	C SI 87 B FC 86 F CH 82 B SI 89 X SL 81 2-2 ② G6-3		C SI 89 X FC 85 0-1 9 HR 1B		1 SAFE B SI 88 B SI 88 F SI 88 X SL 81 2-1 ① G4-3 1-3	C FF 93 X FF 93 0-1 ② SF8 1-2 2-3 3-H		B FF 94 X FF 94 1-0 ① P6		4	1	1	1	0	0	1
9 Hunter Pence, R (1, 9) OBP: 0.368, SLG: 0.509 11 Jason Bourgeois, R (8, PR) OBP: 0.400, SLG: 0.463 (9, 9)	B SL 80 B SL 81 F CH 83 F CH 82 C FC 85 2-3 ③ K		F CH 83 S SL 80 X SI 89 0-2 1-H HR		B CH 83 B SI 88 C CH 83 F SI 88 B SL 82 B FC 86 4-2 45 G6-4-3 BB	X FF 94 0-0 45 BB 2-H 3-H 1B		C SL 82 B FF 95 C FF 95 B SL 83 X SL 83 2-2 45 FC4-6 1B		4 0	1 0	3 0	4 0	1 0	1 0	0 0
45 Carlos Lee, R (1, 7) OBP: 0.322, SLG: 0.412		B SI 88 C SI 88 B FC 84 B SI 87 X SI 88 3-1 ① L8	B SI 89 B SI 90 B SI 89 F SI 89 X SI 89 3-1 ③ F8		B SI 89 X CH 83 1-0 ②③ G6-4-3 1-2f	C FF 94 D SL 83 B FF 94 B FF 92 F FF 92 B FF 95 4-2 1-2 BB		B CU 77 B FF 94 X FF 94 2-0 ② FC4-6 1-2f		4	0	0	0	1	0	3
8 Jeff Keppinger, R (1, 4) OBP: 0.328, SLG: 0.377		B SI 88 B SL 80 C SI 88 X SI 89 2-1 23 FC6-4 29 BB 1B		X SI 88 0-0 ① G5-3		C FF 87 D SI 88 D SL 80 X SI 87 2-2 29 2B 1B X FF 93 0-0 ③ F8		X FF 95 0-0 ③ F9		5	1	2	0	0	0	3
29 Brett Wallace, L (1, 3) OBP: 0.387, SLG: 0.455		B SI 88 B CH 83 B SL 81 B SI 88 4-0 23 FC6-4 1-2 BB		B SI 88 S SL 80 B SI 89 B CH 83 B SL 80 4-1 46 G6-3 23 1B BB		C CH 82 B SI 88 X CH 82 1-1 46 1B 16 2B 1-H 2B B FF 86 C FF 87 F FF 85 B SL 74 X FF 88 2-2 23 1B 46 SF7 2B				2	2	2	1	2	0	0
23 Chris Johnson, R (1, 5) OBP: 0.271, SLG: 0.389		C SL 80 X SI 88 0-1 ② FC6-4 1-2f 2-3		X SI 88 0-0 46 G6-3 1-2 1B		B SI 88 C SL 80 X SI 88 1-1 ① G5-3 F FF 86 S SL 70 X SL 74 0-2 4 1B 2-3 1B				4	0	2	0	0	0	3
46 J.R. Towles, R (1, 2) OBP: 0.286, SLG: 0.339		B SL 82 C SL 80 D SI 89 S SI 88 F SI 88 F SI 88 F SI 89 B SL 82 X SI 89 3-2 ③ G6-3		C SI 88 S SI 89 D SI 88 B SL 81 F SI 88 X SI 89 2-2 ② G6-3 1-2 2-3		C SI 88 X SI 87 0-1 16 2B 12 SF8 2-3 1B F FF 85 B SL 72 X FF 87 1-1 ① SF7 3-H				3	1	1	1	0	0	4
51 Wandy Rodriguez, S (1, 1) OBP: 0.182, SLG: 0.182 16 Matt Downs, R (6, PH) OBP: 0.386, SLG: 0.551 59 Wilton Lopez, R (7, 1) 4 Jason Michaels, R (7, PH) OBP: 0.241, SLG: 0.276 52 Sergio Escalona, L (8, 1) 37 Brandon Lyon, R (9, 1) OBP: 1.000, SLG: 2.000			C SI 87 B SI 88 X SI 88 1-1 ① G3-1		F SI 88 S SI 89 X SI 88 0-2 ③ G1-3	B FF 93 X FO 83 1-0 12 SF8 9 1B 1-3 3-H 2B	F FF 87 F FF 86 B FF 86 X FF 87 1-2 21 G6-3 1-2 1B			2 1 0 1 0 0	0 1 0 0 0 0	0 1 0 0 0 0	0 1 0 0 0 0	0 0 0 0 0 0	0 0 0 0 0 0	2 0 0 0 0 0
Inning Stats	R: 0 E: 0 K: 2 S: 9 H: 0 LOB: 0 BB: 0 P: 15	R: 0 E: 0 K: 0 S: 12 H: 1 LOB: 2 BB: 1 P: 24	R: 2 E: 0 K: 0 S: 10 H: 2 LOB: 0 BB: 0 P: 15	R: 0 E: 0 K: 0 S: 10 H: 1 LOB: 2 BB: 1 P: 16	R: 0 E: 0 K: 0 S: 7 H: 1 LOB: 1 BB: 1 P: 15	R: 5 E: 0 K: 0 S: 17 H: 5 LOB: 2 BB: 2 P: 30	R: 1 E: 0 K: 0 S: 13 H: 3 LOB: 1 BB: 0 P: 18	R: 0 E: 0 K: 0 S: 6 H: 1 LOB: 1 BB: 0 P: 11		1B: 10 2B: 3 3B: 0 HR: 1	SF: 2 SAC: 0 DP: 2 HBP: 0			WP: 0 PB: 0 SB: 1 CS: 0	PA: 41	

	AB	34
	R	8
	H	14
	RBI	8
	BB	5
	SO	2
	LOB	18

PITCHER		IP	WLS	BF	H	R	ER	SO	BB	IBB	HBP	BLK	WP	HR	S	P	ERA	WHIP
32 Derek Lowe, R ERA: 4.02	(1, 1)	5.1	L	26	8	5	5	2	3	0	0	0	0	1	57	98	8.44	2.062
19 Scott Linebrink, R ERA: 4.44	(6, 1)	0.2		6	2	2	2	0	1	1	0	0	0	0	8	17	27.00	4.500
52 George Sherrill, L ERA: 2.76	(7, 1)	1.0		5	3	1	1	0	0	0	0	0	0	0	13	18	9.00	3.000
43 Scott Proctor, R ERA: 1.86	(8, 1)	1.0		4	1	0	0	0	0	0	0	0	0	0	6	11	0.00	1.000

PITCHER	IP	WLS	BF	H	R	ER	SO	BB	IBB	HBP	BLK	WP	HR	S	P	ERA	WHIP

New York Mets @ Atlanta Braves

Turner Field, Atlanta, GA

Tue Jun 14 2011, 7:13 PM - 10:15 PM EDT

Att. 32,161 - Partly Cloudy - 86 F

TOP

livebaseballscorecards.com

Batter	1	2	3	4	5	6	7	8	9	AB	R	H	RBI	BB	SO	LOB
7 José Reyes, S (1, 6) OBP: 0.389, SLG: 0.525	C FF 89 B FF 89 X SI 88 1-1 22 S 15 1B 1B		X FF 88 0-0 15 S 22 1B 16 1B 1B	B CH 84 X CH 85 1-0 ② F9		B SL 81 C SL 80 B FF 90 X CH 84 2-1 2-H 1B		B CU 75 X FF 93 1-0 ② G4-3		5	2	3	1	0	0	1
22 Willie Harris, L (1, 7) OBP: 0.325, SLG: 0.305 20 Jason Pridie, L (7, 7) OBP: 0.308, SLG: 0.390	B CH 84 1 SAFE 1 SAFE B FF 88 C SI 89 B CH 85 B FF 91 4-1 15 1B 1-2 BB		1 SAFE B SL 79 1 SAFE X FF 88 1-0 16 1B 15 S 21 SF8 1-2 1B	B SL 80 C SL 80 B FF 89 S CH 84 S CH 83 2-3 ③ K		B SL 79 F FF 90 B FF 91 B CH 85 F SI 89 B FF 90 4-2 BB		X FF 94 0-0 ③ P5		2 1	1 0	1 0	0 0	2 0	1 0	1 0
15 Carlos Beltrán, S (1, 9) OBP: 0.370, SLG: 0.498	L FF 90 B FF 90 X FF 90 1-1 1-2 2-H 1B		C FF 91 C SI 90 X FF 90 0-2 ① P6 1-2 2-3		C CH 82 F CH 82 B FF 89 B CH 84 X CH 84 2-2 16 S 1B	B FF 87 S FF 85 S FF 88 F FF 89 X FF 88 1-2 ② F9			B B F FF 95 B FF 96 B FF 95 4-1 30 HBP 16 BB BB	4	0	2	1	1	0	4
28 Daniel Murphy, L (1, 5) OBP: 0.358, SLG: 0.415	C FF 88 C CH 83 F FF 91 F CH 84 B CH 85 X SL 81 1-2 ① L9		B FF 91 B FF 92 B FF 91 B FF 89 4-0 16 1B BB		C SL 81 D FF 90 C SI 90 F FF 90 1 SAFE F CH 83 F SL 82 C FF 89 1-3 ① K	C SL 74 S SL 76 X FF 89 0-2 ③ F7			X FF 96 0-0 ① F8	4	0	0	0	1	1	6
16 Ángel Pagán, S (1, 8) OBP: 0.321, SLG: 0.338	B FF 90 C CH 85 B CH 84 X CH 85 2-1 ② L8		C FF 89 X FF 92 0-1 1-2 2-3 3-H 1B		B FF 89 1 SAFE D SL 82 C FF 89 B CH 84 B SL 81 4-1 1-2 BB		C SL 70 B SL 71 C SL 70 B FF 88 B FF 87 F FF 87 X FF 89 3-2 ① G5-3		1 SAFE B KC 86 B KC 86 F FF 95 1 SAFE B FF 95 B FF 95 4-1 30 HBP 1-2 BB	3	0	1	1	2	0	2
21 Lucas Duda, L (1, 3) OBP: 0.211, SLG: 0.212	C SL 82 X FF 92 0-1 ③ F8		X CH 84 0-0 ② SF8 3-H		C FF 89 X FF 90 0-1 ② F8		C FF 88 B FF 88 X FF 88 1-1 ② F7		B FF 96 B KC 87 S FF 96 S FF 95 X FF 97 2-2 ② F6	4	0	0	1	0	0	6
30 Josh Thole, L (1, 2) OBP: 0.311, SLG: 0.282 75 Francisco Rodríguez, R (9, 1)		C FF 86 B FF 87 X FF 88 1-1 ① G3-1	B SI 89 C SL 80 D CH 84 F SI 90 F FF 91 F FF 91 B SL 81 X CH 85 3-2 ③ G3		X CH 84 0-0 ③ G1		C FF 86 X SL 74 0-1 11 FC4-6 1B		C FF 97 B FF 97 B SI 96 H KC 88 3-1 1-2 2-3 HBP	4 0	0 0	1 0	0 0	0 0	0 0	4 0
11 Rubén Tejada, R (1, 4) OBP: 0.379, SLG: 0.345		X FF 89 0-0 ② F9		X FF 88 0-0 ① L8		C FF 87 B SL 77 S SL 78 F FF 91 B SL 81 F FF 90 B CH 84 B FF 90 4-2 49 SH1-4 7 1B BB	C SL 72 B SL 74 B SL 71 C SL 72 X FF 87 2-2 ③ FC4-6 1-2f		C FF 96 C KC 88 C FF 97 0-3 ③ K	4	1	0	0	1	1	4
49 Jonathon Niese, L (1, 1) OBP: 0.156, SLG: 0.167 27 Pedro Beato, R (7, 1) 40 Tim Byrdak, L (7, 1) 12 Scott Hairston, R (8, PH) OBP: 0.328, SLG: 0.418 45 Jason Isringhausen, R (8, 1) 9 Ronny Paulino, R (9, 2) OBP: 0.377, SLG: 0.380		C FF 88 S FF 88 S FF 90 0-3 ③ K		B FF 87 C FF 87 B FF 88 X FF 89 2-1 1B		B FF 88 T FF 89 X CH 84 1-1 ① SH1-4 1-2		B FF 92 B FF 93 X FF 93 2-0 ① P6		2 0 0 1 0 0	0 0 0 0 0 0	1 0 0 0 0 0	0 0 0 0 0 0	1 0 0 0 0 0	0 0 0 0 0 0	0 0 0 0 0 0

	AB	34
	R	4
	H	9
	RBI	4
	BB	7
	SO	4
	LOB	28

Inning Stats	1	2	3	4	5	6	7	8	9
	R: 1 E: 0 K: 0 S: 14	R: 0 E: 0 K: 1 S: 6	R: 2 E: 0 K: 0 S: 13	R: 0 E: 0 K: 1 S: 7	R: 0 E: 0 K: 1 S: 13	R: 1 E: 0 K: 0 S: 17	R: 0 E: 0 K: 0 S: 11	R: 0 E: 0 K: 0 S: 3	R: 0 E: 0 K: 1 S: 10
	H: 2 LOB: 2 BB: 1 P: 23	H: 0 LOB: 0 BB: 0 P: 7	H: 3 LOB: 2 BB: 1 P: 21	H: 1 LOB: 1 BB: 0 P: 12	H: 1 LOB: 2 BB: 1 P: 20	H: 1 LOB: 2 BB: 2 P: 29	H: 1 LOB: 1 BB: 0 P: 17	H: 0 LOB: 0 BB: 0 P: 6	H: 0 LOB: 3 BB: 2 P: 23

	1B: 9	SF: 1	WP: 0	PA: 44
	2B: 0	SAC: 1	PB: 0	
	3B: 0	DP: 0	SB: 4	
	HR: 0	HBP: 1	CS: 0	

PITCHER		IP	WLS	BF	H	R	ER	SO	BB	IBB	HBP	BLK	WP	HR	S	P	ERA	WHIP
49 Jair Jurrjens, R ERA: 2.13	(1, 1)	5.1	L	29	8	4	4	3	5	0	0	0	0	0	63	104	6.75	2.438
52 George Sherrill, L ERA: 2.5	(6, 1)	1.2		6	1	0	0	0	0	0	0	0	0	0	18	25	0.00	0.600
43 Scott Proctor, R ERA: 1.69	(8, 1)	1.0		3	0	0	0	0	0	0	0	0	0	0	3	6	0.00	0.000
46 Craig Kimbrel, R ERA: 3.27	(9, 1)	1.0		6	0	0	0	1	2	0	1	0	0	0	10	23	0.00	2.000

PITCHER	IP	WLS	BF	H	R	ER	SO	BB	IBB	HBP	BLK	WP	HR	S	P	ERA	WHIP

New York Mets @ Atlanta Braves

Turner Field, Atlanta, GA

Tue Jun 14 2011, 7:13 PM - 10:15 PM EDT

Att. 32,161 - Partly Cloudy - 86 F

BOTTOM

Batter	1	2	3	4	5	6	7	8	9	AB	R	H	RBI	BB	SO	LOB
1 Jordan Schafer, L (1, 8) OBP: 0.309, SLG: 0.319	C FF 89 X FF 90 0-1 ① G3		C FC 86 X CU 73 0-1 ② B3-4			C SI 88 B CU 73 X FC 85 1-1 ① F8		B FF 91 C FF 91 C FC 89 X CU 78 1-2 ① F8		4	0	0	0	0	0	0
26 Dan Uggla, R (1, 4) OBP: 0.252, SLG: 0.333	B FF 91 C SI 90 C SI 91 S CU 76 1-3 ② K		X SI 90 0-0 ③ F8			F CH 84 X SI 90 0-1 ② L8		B SI 90 F FF 92 X CU 78 1-1 HR		4	1	1	1	0	1	0
10 Chipper Jones, S (1, 5) OBP: 0.356, SLG: 0.434	X SI 90 0-0 ③ G6-3			B SI 90 C CU 73 B SI 92 F SI 90 X CU 74 2-2 ① G5-3		B CU 74 F SI 90 C CU 74 B CU 75 X CU 72 2-2 ③ G1-3		B FC 89 F FC 89 X FC 89 1-1 ② F9		4	0	0	0	0	0	0
20 Eric Hinske, L (1, 3) (8, 7) OBP: 0.301, SLG: 0.471		B FF 90 B CU 71 T FF 91 C SI 90 B CU 76 X SI 91 3-2 ① G4-3		X CU 73 0-0 ② G3			B CU 71 F CU 72 B FF 91 B FF 91 C SI 89 F CU 74 S CU 74 3-3 ① K	B CU 76 C FC 89 X CU 78 1-1 ③ G1-3		4	0	0	0	0	1	0
2 Alex Gonzalez, R (1, 6) OBP: 0.294, SLG: 0.398		B FF 92 F CH 86 X SI 91 1-1 ② L8		B SI 89 B CU 74 F FF 91 X FF 91 2-1 ③ G5-3			B SI 89 C FF 90 S CU 74 X CU 76 1-2 8 PB 8 2B 1B		B FF 90 C FF 90 F FF 90 S FF 92 1-3 ① K	4	1	1	0	0	1	0
8 David Ross, R (1, 2) OBP: 0.396, SLG: 0.553 43 Scott Proctor, R (8, 1) 46 Craig Kimbrel, R (9, 1) 7 Brooks Conrad, S (9, PH) OBP: 0.333, SLG: 0.316		B FF 92 B FF 92 C FF 91 B SI 91 S FF 90 F FF 91 X FF 92 3-2 4 WP 4 1B 1B			F FF 89 B CU 73 B FC 85 S FF 91 B FF 91 X FF 91 3-2 ① G6-3		B FF 90 C SI 89 X CU 74 1-1 1-H 2B		B SI 90 B SI 90 C SI 90 B SI 90 F SI 88 S CH 81 3-3 ② K	3 0 0 1	1 0 0 0	2 0 0 0	1 0 0 0	0 0 0 1	0 0 0 0	0 0 0 0
4 Joe Mather, R (1, 9) OBP: 0.293, SLG: 0.333		C CU 73 S CU 76 F FF 90 F FF 91 B FF 90 F CU 75 X FF 92 1-2 1-H 1B			B FC 85 C FC 86 S FC 88 F FC 87 B CU 77 F FC 87 X CU 75 2-2 ② G6-3		B KC 80 B SI 91 B FF 95 B FF 94 4-0 BB		B CU 78 C FF 90 X CU 78 1-1 ③ F7	3	0	1	1	1	0	0
17 Matt Young, L (1, 7) OBP: 0.269, SLG: 0.229 16 Brian McCann, L (7, PH) OBP: 0.372, SLG: 0.489 (8, 2)		F FF 91 B SI 91 B CU 72 F FF 91 C FF 91 2-3 ③ K			B FF 90 B FC 86 C FF 91 B FF 90 X FF 90 3-1 1B		B SL 82 F SL 82 F SL 81 C FF 90 1-3 ② K			2 1	0 0	1 0	0 0	0 0	1 1	1 2
49 Jair Jurrjens, R (1, 1) OBP: 0.148, SLG: 0.115 52 George Sherrill, L (6, 1) 24 Diory Hernandez, R (7, PH) OBP: 0.273, SLG: 0.409 (8, 3)			C SI 87 C CU 70 S FF 90 0-3 ① K		B CU 74 X FF 91 1-0 ③ G3		C SI 90 B CH 82 F CH 85 B FF 91 S SI 91 2-3 ③ K			2 0 1	0 0 0	0 0 0	0 0 0	0 0 0	1 0 1	1 0 2
Inning Stats	R: 0 E: 0 K: 1 S: 6 H: 0 LOB: 0 BB: 0 P: 7	R: 1 E: 0 K: 1 S: 18 H: 2 LOB: 1 BB: 0 P: 28	R: 0 E: 0 K: 1 S: 6 H: 0 LOB: 0 BB: 0 P: 6	R: 0 E: 0 K: 0 S: 6 H: 0 LOB: 0 BB: 0 P: 10	R: 0 E: 0 K: 0 S: 11 H: 1 LOB: 1 BB: 0 P: 20	R: 0 E: 0 K: 0 S: 7 H: 0 LOB: 0 BB: 0 P: 10	R: 1 E: 0 K: 3 S: 15 H: 2 LOB: 2 BB: 1 P: 27	R: 1 E: 0 K: 0 S: 9 H: 1 LOB: 0 BB: 0 P: 13	R: 0 E: 0 K: 2 S: 8 H: 0 LOB: 0 BB: 0 P: 13	1B: 4 2B: 1 3B: 0 HR: 1 SF: 0 SAC: 0 DP: 0 HBP: 0						

livebaseballscorecards.com

AB	33
R	3
H	6
RBI	3
BB	1
SO	8
LOB	6

WP: 1 PB: 1 SB: 0 CS: 0 PA: 34

PITCHER		IP	WLS	BF	H	R	ER	SO	BB	IBB	HBP	BLK	WP	HR	S	P	ERA	WHIP
49 Jonathon Niese, L ERA: 3.46	(1, 1)	6.1	W	24	5	2	2	4	0	0	0	0	1	0	63	95	2.84	0.789
27 Pedro Beato, R ERA: 4.1	(7, 1)	0.0		1	0	0	0	0	1	0	0	0	0	0	0	4	∞	∞
40 Tim Byrdak, L ERA: 4.41	(7, 1)	0.2	H	2	0	0	0	2	0	0	0	0	0	0	6	9	0.00	0.000
45 Jason Isringhausen, R ERA: 3.18	(8, 1)	1.0	H	4	1	1	1	0	0	0	0	0	0	1	9	13	9.00	1.000
75 Francisco Rodríguez, R ERA: 2.81	(9, 1)	1.0	S	3	0	0	0	2	0	0	0	0	0	0	8	13	0.00	0.000

PITCHER	IP	WLS	BF	H	R	ER	SO	BB	IBB	HBP	BLK	WP	HR	S	P	ERA	WHIP

New York Mets @ Atlanta Braves

Turner Field, Atlanta, GA

Wed Jun 15 2011, 8:34 PM - 12:10 AM EDT

Att. 31,161 - Cloudy - 69 F

TOP

livebaseballscorecards.com

Batter	1	2	3	4	5	6	7	8	9	AB	R	H	RBI	BB	SO	LOB
7 José Reyes, S (1, 6) OBP: 0.388, SLG: 0.525	B FF 92 F SI 91 X SI 92 1-1 E9 11 G6-3 2B		C CU 73 S FC 85 B FF 91 C FC 84 1-3 ① K		X SI 90 0-0 ② G3		F SI 92 X SL 81 0-1 ② G3 1-2 2-3 3-H			4	1	1	1	0	1	2
11 Rubén Tejada, R (1, 4) OBP: 0.364, SLG: 0.330	C SI 92 X CU 77 0-1 ① G6-3 3-H		C FS 81 C FC 86 B FC 85 F FS 82 S CU 77 1-3 ② K		C SI 90 B SI 91 C SI 90 S SL 85 1-3 ③ K		F FF 93 X SL 82 0-1 ③ G5-3			4	0	0	1	0	2	2
15 Carlos Beltrán, S (1, 9) OBP: 0.364, SLG: 0.489	F FS 83 B FF 92 B FC 88 B CU 77 X FF 93 3-1 ② G3		F FS 85 B SI 93 B SI 92 X SI 91 2-1 ③ F8			C SI 89 B SL 81 B SL 81 B SI 89 C CH 82 F SI 89 X CH 84 3-2 ① G3		C FF 90 B FO 83 X FF 93 1-1 ① F9		4	0	0	0	0	0	0
28 Daniel Murphy, L (1, 5) OBP: 0.357, SLG: 0.412	B FF 92 B CU 79 X SI 92 2-0 ③ G6-3			C SI 91 B FC 86 B FC 86 X SI 92 2-1 16 HR 1B		L SL 80 X SL 82 0-1 ② F8		C SI 93 C SI 94 X FF 93 0-2 ② F7		4	1	1	0	0	0	0
16 Ángel Pagán, S (1, 8) OBP: 0.325, SLG: 0.364		X SI 88 0-0 ① F9		C FF 92 1 SAFE B CU 76 X FC 86 1-1 1-H HR		C SI 90 L SL 82 C SI 82 X SI 90 0-2 ③ L4		B SL 82 B SI 93 S FF 93 B FF 92 F SI 92 X FF 93 3-2 44 CS 1B		4	1	2	2	0	0	0
44 Jason Bay, R (1, 7) OBP: 0.307, SLG: 0.279		C SI 87 X FC 84 0-1 30 S 1B		C SI 92 B SI 92 B FC 84 S FS 83 X CU 78 2-2 ① F8			B SL 82 C SL 81 X SL 81 1-1 30 BB 21 BB 22 FC3-2 1B	B FF 93 1-0 ③ CS 1-2	F FF 92 B SI 93 B SL 85 X SI 93 2-1 ① G4-3	4	0	2	0	0	0	0
21 Lucas Duda, L (1, 3) OBP: 0.214, SLG: 0.194		D SI 91 S FS 83 1 SAFE 1 SAFE C SI 90 F FS 81 B FS 81 S CU 78 2-3 ② K		B FF 92 C SI 88 C SI 89 B FF 92 X SI 92 2-2 ② L7			B CH 82 1 SAFE F CH 82 C SI 89 B CH 83 1 SAFE B SI 90 F CH 83 F CH 83 4-2 B CH 84 22 FC3-2 30 BB 7 G3 1-2 BB		S SI 93 F SI 92 B FF 93 C SL 87 1-3 ② K	3	1	0	0	1	2	1
30 Josh Thole, L (1, 2) OBP: 0.315, SLG: 0.278 75 Francisco Rodríguez, R (9, 1)		B SI 91 B FF 91 B SI 93 I 4-0 1-2 IBB		F SI 91 F SI 91 B SI 91 B FS 83 F CU 76 B CU 74 X SI 90 3-2 ③ G6-3			M SI 88 2 SAFE C SL 81 B CH 84 B SL 82 F SI 87 B CH 83 F CH 83 B SI 88 4-2 7 G3 22 FC3-2 1-2 2-3 BB		B SI 92 S SI 93 T SI 93 F SI 94 X SI 93 1-2 ③ G1-3	2	0	0	0	2	0	0
35 Dillon Gee, R (1, 1) OBP: 0.091, SLG: 0.050 20 Jason Pridie, L (5, PH) OBP: 0.305, SLG: 0.387 77 D.J. Carrasco, R (5, 1) 22 Willie Harris, L (7, PH) OBP: 0.322, SLG: 0.302 39 Bobby Parnell, R (7, 1) 9 Ronny Paulino, R (9, 2) OBP: 0.377, SLG: 0.380		C SI 92 C SI 92 D FC 85 S SI 92 1-3 ③ K			B SI 88 C SI 87 C SI 90 F CH 83 F CH 84 F CH 83 F SL 83 C SI 90 1-3 ① K		F CH 84 F CH 85 F SL 83 F CH 85 X CH 86 0-2 ① FC3-2 7 G3 1-2 2-3 3-Hf			1 1 0 1 0 0	0 0 0 0 0 0	0 0 0 0 0 0	0 0 0 0 0 0	0 0 0 0 0 0	1 1 0 0 0 0	2 0 0 3 0 0

	AB	32
	R	4
	H	6
	RBI	4
	BB	3
	SO	7
	LOB	10

Inning Stats																		
	R: 1	H: 1	R: 0	H: 1	R: 0	H: 0	R: 2	H: 2	R: 0	H: 0	R: 0	H: 0	R: 1	H: 1	R: 0	H: 1	R: 0	H: 0
	E: 1	LOB: 0	E: 0	LOB: 2	E: 0	LOB: 0	E: 0	LOB: 0	E: 0	LOB: 0	E: 0	LOB: 0	E: 0	LOB: 2	E: 0	LOB: 0	E: 0	LOB: 0
	K: 0	BB: 0	K: 2	BB: 1	K: 2	BB: 0	K: 0	BB: 0	K: 2	BB: 0	K: 0	BB: 0	K: 0	BB: 2	K: 0	BB: 0	K: 1	BB: 0
	S: 7	P: 13	S: 10	P: 17	S: 9	P: 13	S: 14	P: 24	S: 11	P: 13	S: 9	P: 12	S: 19	P: 28	S: 8	P: 13	S: 9	P: 13

	1B: 4	SF: 0	WP: 0	PA: 36
	2B: 1	SAC: 0	PB: 0	
	3B: 0	DP: 0	SB: 1	
	HR: 1	HBP: 0	CS: 1	

PITCHER		IP	WLS	BF	H	R	ER	SO	BB	IBB	HBP	BLK	WP	HR	S	P	ERA	WHIP
15 Tim Hudson, R ERA: 4.08	(1, 1)	4.0	L	17	4	3	2	4	0	1	0	0	0	1	40	67	4.50	1.000
50 Cristhian Martinez, R ERA: 3.62	(5, 1)	2.1		10	1	1	1	2	2	0	0	0	0	0	35	49	3.86	1.286
19 Scott Linebrink, R ERA: 4.15	(7, 1)	1.2		5	1	0	0	0	0	0	0	0	0	0	12	17	0.00	0.600
34 Eric O'Flaherty, L ERA: 1.38	(9, 1)	1.0		3	0	0	0	1	0	0	0	0	0	0	9	13	0.00	0.000

PITCHER		IP	WLS	BF	H	R	ER	SO	BB	IBB	HBP	BLK	WP	HR	S	P	ERA	WHIP

New York Mets @ Atlanta Braves

Turner Field, Atlanta, GA

Wed Jun 15 2011, 8:34 PM - 12:10 AM EDT

Att. 31,161 - Cloudy - 69 F

BOTTOM

Batter	1	2	3	4	5	6	7	8	9	AB	R	H	RBI	BB	SO	LOB
1 Jordan Schafer, L (1, 8) OBP: 0.294, SLG: 0.303	C FF 88 L SI 90 F FC 88 S CH 84 0-3 ① K		B FF 87 X CH 82 1-0 ② G4-3			C FF 89 B FC 86 B FC 88 F SI 89 B CH 85 X FC 87 3-2 ① G3		B FF 96 F FF 95 S FF 96 F FF 99 B FF 95 S SL 90 2-3 ③ K		4	0	0	0	0	2	1
26 Dan Uggla, R (1, 4) OBP: 0.248, SLG: 0.328	C SI 90 S CH 83 B CH 84 B FF 92 B CH 84 S CH 84 3-3 ② K		S CH 82 B SI 91 F CH 83 B FF 93 T FF 92 2-2 ③ K			C CH 82 B SI 90 X FC 88 1-1 ② G5-3			C FF 90 X FF 87 0-1 ① F7	4	0	0	0	0	2	0
16 Brian McCann, L (1, 2) OBP: 0.367, SLG: 0.480	F FF 89 B SI 92 X FF 89 1-1 ③ P6			X CH 81 0-0 ① G5-3		B SI 90 S SI 90 F FC 88 S FF 91 1-3 ③ K			X SI 91 0-0 ② F7	4	0	0	0	0	1	0
10 Chipper Jones, S (1, 5) OBP: 0.355, SLG: 0.428		B SI 90 F FF 91 X SI 90 1-1 ① G6-3		B SI 89 F SI 90 S CH 82 B FF 90 F CH 84 B CH 83 B SI 92 4-2 BB			B KC 86 C FF 96 B FF 98 F FF 97 S SL 91 2-3 ① K		B SI 90 F SI 90 S SI 90 C FF 90 1-3 ③ K	3	0	0	0	1	2	0
20 Eric Hinske, L (1, 3) OBP: 0.295, SLG: 0.461		X CH 84 0-0 ② F9		C SI 90 C SI 91 S FF 88 0-3 ② K			B FS 90 B FF 98 B FF 97 C FF 98 F FF 97 F FF 99 F SL 91 S SL 90 3-3 ② K			3	0	0	0	0	2	1
2 Alex Gonzalez, R (1, 6) OBP: 0.295, SLG: 0.401		C SI 91 X CH 83 0-1 2B		T SI 91 F SI 92 B FF 91 X CH 82 1-2 ③ P3			F FF 99 F FF 99 B FF 98 T FF 99 1-2 ③ K			3	0	1	0	0	1	1
22 Jason Heyward, L (1, 9) OBP: 0.317, SLG: 0.401		B FF 88 S FF 91 B FF 91 B CH 84 S FF 91 B FF 92 4-2 BB			C FC 85 B SI 89 F FC 86 X CH 83 1-2 ① G6-3			C FF 96 X FF 95 0-1 ① G1-3		2	0	0	0	1	0	0
4 Joe Mather, R (1, 7) OBP: 0.282, SLG: 0.319		C CH 83 F SI 92 S FF 92 0-3 ③ K			B SL 75 F FC 86 X FC 88 1-1 ② G1-3			S SL 90 C FF 97 F FF 96 S FF 95 0-3 ② K		3	0	0	0	0	2	2
15 Tim Hudson, R (1, 1) OBP: 0.111, SLG: 0.040 50 Cristhian Martinez, R (5, 1) OBP: 0.250, SLG: 0.500 19 Scott Linebrink, R (7, 1) 7 Brooks Conrad, S (8, PH) OBP: 0.347, SLG: 0.333 34 Eric O'Flaherty, L (9, 1)			B SI 90 C SI 88 X SI 90 1-1 ① G5-3		S FF 88 X FC 88 0-1 ③ G3			B FF 99 B FF 97 X FF 96 2-0 1B		1 1 0 1 0	0 0 0 0 0	0 0 0 1 0	0 0 0 0 0	0 0 0 0 0	0 0 0 0 0	0 0 0 0 0
Inning Stats	R: 0 E: 0 K: 2 S: 9 H: 0 LOB: 0 BB: 0 P: 13	R: 0 E: 0 K: 1 S: 10 H: 1 LOB: 2 BB: 1 P: 15	R: 0 E: 0 K: 1 S: 6 H: 0 LOB: 0 BB: 0 P: 10	R: 0 E: 0 K: 1 S: 10 H: 0 LOB: 1 BB: 1 P: 15	R: 0 E: 0 K: 0 S: 7 H: 0 LOB: 0 BB: 0 P: 9	R: 0 E: 0 K: 1 S: 8 H: 0 LOB: 0 BB: 0 P: 13	R: 0 E: 0 K: 3 S: 11 H: 0 LOB: 0 BB: 0 P: 17	R: 0 E: 0 K: 2 S: 11 H: 1 LOB: 1 BB: 0 P: 15	R: 0 E: 0 K: 1 S: 6 H: 0 LOB: 0 BB: 0 P: 7	1B: 1 2B: 1 3B: 0 HR: 0	SF: 0 SAC: 0 DP: 0 HBP: 0		WP: 0 PB: 0 SB: 0 CS: 0	PA: 31			

livebaseballscorecards.com

	AB	29
	R	0
	H	2
	RBI	0
	BB	2
	SO	12
	LOB	5

PITCHER		IP	WLS	BF	H	R	ER	SO	BB	IBB	HBP	BLK	WP	HR	S	P	ERA	WHIP
35 Dillon Gee, R ERA: 2.86	(1, 1)	4.0		15	1	0	0	5	2	0	0	0	0	0	35	53	0.00	0.750
77 D.J. Carrasco, R ERA: 4.85	(5, 1)	2.0		6	0	0	0	1	0	0	0	0	0	0	15	22	0.00	0.000
39 Bobby Parnell, R ERA: 3.46	(7, 1)	2.0	W	7	1	0	0	5	0	0	0	0	0	0	22	32	0.00	0.500
75 Francisco Rodríguez, R ERA: 2.73	(9, 1)	1.0		3	0	0	0	1	0	0	0	0	0	0	6	7	0.00	0.000

PITCHER		IP	WLS	BF	H	R	ER	SO	BB	IBB	HBP	BLK	WP	HR	S	P	ERA	WHIP

Batter	1	2	3	4	5	6	7	8	9	10	AB	R	H	RBI	BB	SO	LOB
7 José Reyes, S (1, 6) OBP: 0.390, SLG: 0.531	C FF 91 S CH 83 X FF 92 0-2 2 S 1B		C FF 92 X CH 84 0-1 2 1B 3B	B CH 83 B FF 90 X CH 84 2-0 ③ F8		B SL 70 C FC 87 B SL 70 X SL 72 2-1 ② P4		B SI 93 1 SAFE C SI 94 1 SAFE B SI 94 B SI 94 X SI 94 3-1 ① G1-3 1-2		C SI 92 B SL 80 X SL 80 1-1 1B	6	1	3	0	0	0	2
2 Justin Turner, R (1, 5) OBP: 0.346, SLG: 0.396 77 D.J. Carrasco, R (10, 1)	B FF 90 F FF 91 1 SAFE B FF 90 C FF 91 B CH 82 F FF 92 F FF 92 D FF 90 4-2 1-2 BB		B FF 91 C FF 91 S FF 92 X FF 93 1-2 15 2B 28 SF8 1B 3-H		C FF 91 B FF 90 B SL 85 B FF 90 F FF 90 F FF 91 B FF 91 4-2 28 L9 15 BB 44 1B BB	C FF 86 X SL 73 0-1 ③ G1-3		B SI 94 B SI 94 B SI 95 I IN 71 4-0 15 FC5-4 IBB		1 SAFE B FF 92 C FF 91 1 SAFE C SI 93 B SL 82 F SI 93 1 SAFE B FF 93 3-2 ③ X FF 85 L3	3 0	2 0	1 0	1 0	3 0	0 0	1 0
15 Carlos Beltrán, S (1, 9) OBP: 0.369, SLG: 0.494	F FF 92 C FF 91 F FF 92 B FF 91 S CH 83 1-3 ① K		C FF 91 1 SAFE 1 SAFE B CH 82 B CH 83 1 SAFE 1 SAFE B S CH 81 3-2 F SL 85 F CH 82 1 SAFE X FF 91 F SL 84 K CH 84 1-3 2B		B FF 91 B FF 90 C FF 90 B CH 82 B FF 89 4-1 44 1B 12 HR 1-2 BB		B SL 83 F SI 95 X SI 95 1-1 9 BB 44 1B 12 WP 1B	X SI 95 0-0 ② FC5-4 1-2f 2-H			4	2	2	0	1	1	3
28 Daniel Murphy, L (1, 3) OBP: 0.349, SLG: 0.405 (10, 5)	C FF 91 B FF 92 F FF 91 S SL 86 1-3 ② K		B FF 92 X SL 86 1-0 ① SF8 3-H		X FF 90 0-0 ① L9 2-3		B SI 95 B SI 95 F SI 94 F SI 95 S SI 95 2-3 ① K	X SI 95 0-0 ③ P6			4	0	0	1	0	2	6
44 Jason Bay, R (1, 7) OBP: 0.310, SLG: 0.283	C CH 84 B FF 92 X CH 85 1-1 ③ F9		B FF 92 F SL 86 B FF 90 B CH 85 F CH 84 X FF 90 3-2 ② F9		B FF 90 C FF 91 X SL 85 1-1 12 HR 1B 1-2 3-H		B SI 96 B SL 86 X SI 94 2-0 12 WP 9 BB 1B 1-2		B FF 96 F FF 95 F FF 97 S FF 97 1-3 ① K		5	1	2	1	0	1	3
9 Ronny Paulino, R (1, 2) OBP: 0.378, SLG: 0.373		F CH 80 F FF 90 B FF 90 X CH 83 1-2 1B	C CH 84 B FF 91 X FF 90 1-1 ③ G6-3		T FF 93 B FF 93 C FF 93 B SL 84 C SL 83 2-3 ② K		B SI 95 B SI 95 B SI 94 B FF 95 4-0 12 WP 1-2 2-3 BB		S KC 87 B FF 97 B FF 96 X KC 87 2-1 ② G5-3		4	0	1	0	1	1	3
12 Scott Hairston, R (1, 8) OBP: 0.338, SLG: 0.475 40 Tim Byrdak, L (7, 1) 45 Jason Isringhausen, R (8, 1) 20 Jason Pridie, L (9, PH) OBP: 0.303, SLG: 0.383 75 Francisco Rodríguez, R (9, 1) 21 Lucas Duda, L (10, 3) OBP: 0.214, SLG: 0.194		C FF 91 F FF 92 X FF 92 0-2 ① F8		C CH 82 C FF 92 B FF 91 X CH 84 1-2 43 SH2-4 1B	B CU 77 F FF 94 X FF 95 1-1 1-H 2-H HR		F SI 95 S SI 94 S SL 87 0-3 ② K 1-2 2-3 3-H		B FF 96 T FF 96 S FF 96 C FF 98 1-3 ③ K		4 0 0 1 0 0 0	1 0 0 0 0 0 0	2 0 0 0 0 0 0	3 0 0 0 0 0 0	0 0 0 0 0 0 0	1 0 0 1 0 0 0	3 0 0 0 0 0 0
11 Rubén Tejada, R (1, 4) OBP: 0.346, SLG: 0.312		D CH 83 C FF 91 B FF 91 X FF 91 2-1 ② F9		C FF 89 F FF 91 D SL 85 B FF 89 C FF 90 2-3 ① K	F FF 94 F FF 94 B SL 82 B CU 76 C FF 94 2-3 ③ K		X SI 96 0-0 ③ G6-3			B FF 92 B FF 91 X FF 92 2-0 ① F9	5	0	0	0	0	2	4
43 R.A. Dickey, R (1, 1) OBP: 0.083, SLG: 0.043 46 Manny Acosta, R (5, 1) 22 Willie Harris, L (6, PH) OBP: 0.320, SLG: 0.299 27 Pedro Beato, R (6, 1) 16 Ángel Pagán, S (7, 8) OBP: 0.321, SLG: 0.359		B FF 92 C FF 90 F CH 84 B FF 92 X FF 91 2-2 ③ G1-6-3		1 SAFE X FF 88 0-0 ② SH2-4 1-2		B FF 86 F FF 86 B FF 84 C FF 86 B FF 87 S FF 87 3-3 ① K		X SI 94 0-0 E5 7 G1-3 15 E		X SI 91 0-0 ② B1-3	1 0 1 0 2	0 0 0 0 1	0 0 0 0 0	0 0 0 0 0	0 0 1 0 0	0 0 0 0 0	1 0 0 0 0
Inning Stats	R: 0 E: 0 K: 2 S: 16 H: 1 LOB: 2 BB: 1 P: 23	R: 0 E: 0 K: 0 S: 11 H: 1 LOB: 1 BB: 0 P: 16	R: 2 E: 0 K: 0 S: 18 H: 3 LOB: 1 BB: 0 P: 27	R: 0 E: 0 K: 1 S: 8 H: 1 LOB: 1 BB: 0 P: 13	R: 4 E: 0 K: 2 S: 15 H: 2 LOB: 0 BB: 2 P: 29	R: 0 E: 0 K: 1 S: 7 H: 0 LOB: 0 BB: 0 P: 12	R: 1 E: 0 K: 2 S: 10 H: 2 LOB: 2 BB: 1 P: 19	R: 1 E: 2 K: 0 S: 5 H: 0 LOB: 1 BB: 1 P: 12	R: 0 E: 0 K: 2 S: 8 H: 0 LOB: 0 BB: 0 P: 12	R: 0 E: 0 K: 0 S: 8 H: 1 LOB: 1 BB: 0 P: 14	1B: 8 2B: 1 3B: 1 HR: 1	SF: 1 SAC: 1 DP: 0 HBP: 0		WP: 1 PB: 0 SB: 1 CS: 0	PA: 47			

PITCHER	IP	WLS	BF	H	R	ER	SO	BB	IBB	HBP	BLK	WP	HR	S	P	ERA	WHIP
36 Mike Minor, L (1, 1) ERA: 5.47	4.1		23	7	5	5	3	3	0	0	0	0	0	60	95	10.38	2.308
43 Scott Proctor, R (5, 1) ERA: 2.38	0.2		3	1	1	1	2	0	0	0	0	0	1	8	13	13.50	1.500
52 George Sherrill, L (6, 1) ERA: 2.37	1.0		3	0	0	0	1	0	0	0	0	0	0	7	12	0.00	0.000
39 Jonny Venters, L (7, 1) ERA: 0.63	2.0		11	2	2	1	2	1	1	0	0	1	0	15	31	4.50	1.500
46 Craig Kimbrel, R (9, 1) ERA: 3.18	1.0		3	0	0	0	2	0	0	0	0	0	0	8	12	0.00	0.000

PITCHER	IP	WLS	BF	H	R	ER	SO	BB	IBB	HBP	BLK	WP	HR	S	P	ERA	WHIP
19 Scott Linebrink, R (10, 1) ERA: 4.0	1.0	W	4	1	0	0	0	0	0	0	0	0	0	8	14	0.00	1.000

New York Mets @ Atlanta Braves

Turner Field, Atlanta, GA

Thu Jun 16 2011, 7:11 PM - 10:36 PM EDT

Att. 26,077 - Partly Cloudy - 89 F

livebaseballscorecards.com

TOP	
AB	40
R	8
H	11
RBI	6
BB	5
SO	10
LOB	26

New York Mets @ Atlanta Braves

Turner Field, Atlanta, GA

Thu Jun 16 2011, 7:11 PM - 10:36 PM EDT

Att. 26,077 - Partly Cloudy - 89 F

BOTTOM

Batter	1	2	3	4	5	6	7	8	9	10	AB	R	H	RBI	BB	SO	LOB
1 Jordan Schafer, L (1, 8) OBP: 0.330, SLG: 0.341	B KN 70 C FF 84 X KN 74 1-1 10 PB 22 BB 10 G3 1B		C KN 73 B KN 78 B KN 76 S KN 72 X KN 77 2-2 22 E 10 HR 1B	C FF 85 F KN 78 D KN 74 X KN 79 1-2 22 1B 10 1B 1-2 1B		C FF 96 F FF 96 B FF 96 B SI 88 B CH 87 X FF 96 3-2 22 CS 1B			C FF 90 C CU 76 S CH 83 0-3 ① K	B CU 75 B SI 90 B SI 90 C FF 89 X FC 87 3-1 22 BLK 2-3 1B	6	3	5	0	0	1	0
22 Jason Heyward, L (1, 9) OBP: 0.325, SLG: 0.404	B KN 74 B KN 75 1 SAFE 1 SAFE B KN 72 B FF 84 4-0 10 G3 10 PB 1-2 BB		C KN 75 1 SAFE X KN 76 0-1 E6 10 HR 1-2	B KN 80 B KN 77 B KN 74 C KN 74 X KN 73 3-1 10 1B 1-3 2-H 1B		B FF 94 1-0 ③ CS 1-2	C SI 87 B CH 80 C FF 88 X FF 90 1-2 ① G6-3		X SI 90 0-0 7 HR 1B	S FC 87 0-1 BLK 1-2 3-H	5	2	2	1	1	1	2
10 Chipper Jones, S (1, 5) OBP: 0.361, SLG: 0.446 46 Craig Kimbrel, R (9, 1) 7 Brooks Conrad, S (9, PH) OBP: 0.360, SLG: 0.425 (10, 4)	C KN 76 B KN 76 S KN 76 F KN 81 F KN 80 B KN 80 X KN 76 2-2 ① G3 1-3 2-H		B KN 76 B KN 74 B KN 75 X FF 82 3-0 1-H 2-H HR	F KN 77 B KN 79 1 SAFE X KN 77 1-1 1-2 3-H 1B			B SI 89 C CH 80 X SL 83 1-1 16 1B 1B		B SI 91 X SI 90 1-0 1-H HR	4 0 1	1 0 1	3 0 1	5 0 2	0 0 0	0 0 0	1 0 0
16 Brian McCann, L (1, 2) OBP: 0.367, SLG: 0.476	B KN 78 B KN 77 C KN 77 F KN 78 B FF 80 F KN 76 B KN 78 4-2 BB		B KN 75 B KN 74 C FF 83 B KN 73 S KN 72 F KN 77 X KN 73 3-2 ① G3-1	B KN 75 C KN 76 X KN 78 1-1 ③ F8			C FF 88 X CH 80 0-1 26 FC6-4 1-3 1B		B SI 91 C CU 76 F CU 76 X SI 92 1-2 ② F8	4	0	1	0	1	0	2
5 Freddie Freeman, L (1, 3) OBP: 0.332, SLG: 0.411	F KN 77 F KN 77 F KN 79 F KN 77 B KN 68 S KN 79 1-3 ② K		B KN 76 X KN 75 1-0 ② F9		F FF 95 X SL 82 0-1 ① G4-3		S SL 82 T FF 90 B FF 89 S SL 83 1-3 ② K		S CH 84 B CH 85 X CU 77 1-1 1B	5	0	1	0	0	2	4
26 Dan Uggla, R (1, 4) OBP: 0.244, SLG: 0.322 19 Scott Linebrink, R (10, 1)	C KN 77 B KN 78 D KN 78 X KN 78 2-1 ③ F8		C KN 75 X KN 78 0-1 ③ F8		C FF 96 B FF 96 X FF 95 1-1 ② G3		T FF 91 X SI 91 0-1 ③ FC6-4 1-2f		B FF 90 1 SAFE S FF 90 B SI 88 1 SAFE S FF 88 S CU 76 2-3 ③ K	5 0	0 0	0 0	0 0	0 0	1 0	5 0
20 Eric Hinske, L (1, 7) OBP: 0.299, SLG: 0.451 4 Joe Mather, R (10, PR) OBP: 0.282, SLG: 0.319			C KN 74 B KN 78 F KN 77 X KN 74 1-2 ① F9	B KN 74 B KN 73 B KN 72 B FF 83 4-0 1 1B 22 1B BB	F FF 95 S CH 87 X FF 96 0-2 ③ L7		X SL 79 0-0 ① P5		B SI 89 B SI 88 B SI 89 B FC 88 4-0 2 G4-6-3 BB	3 0	1 0	0 0	0 0	2 0	0 0	0 0
2 Alex Gonzalez, R (1, 6) OBP: 0.289, SLG: 0.393			F FF 87 F KN 79 S FF 81 0-3 ② K	B FF 85 C FF 84 1 SAFE S KN 75 S KN 80 1-3 ① K		X FF 96 0-0 ① F7	C FC 89 S FC 90 F FF 92 B FF 91 F FC 90 F FC 89 S FF 92 1-3 ② K		L L FC 86 X FF 90 0-2 ①② G4-6-3 1-2f	5	0	0	0	0	3	2
36 Mike Minor, R (1, 1) OBP: 0.333, SLG: 0.375 43 Scott Proctor, R (5, 1) 52 George Sherrill, L (6, 1) 23 Brandon Hicks, R (6, PH) OBP: 0.100, SLG: 0.053 39 Jonny Venters, L (7, 1) 24 Diory Hernandez, R (8, PH) OBP: 0.292, SLG: 0.458 (9, 5)			C FF 85 F KN 80 X FF 88 0-2 ③ G1-3	C FF 83 M FF 85 B FF 84 M KN 76 1-3 ② K		C FF 96 F FF 96 S FF 90 0-3 ② K	B FC 90 B FC 90 B FF 92 C FF 91 X FF 90 3-1 ③ G4-3		X SI 90 0-0 1 1B 22 BLK 2B	2 0 0 1 0 2	0 0 0 0 0 1	0 0 0 0 0 1	0 0 0 0 0 0	0 0 0 1 0 0	1 0 0 0 0 0	1 0 0 0 0 0
Inning Stats	R: 1 H: 1 E: 0 LOB: 2 K: 1 BB: 2 S: 17 P: 31		R: 0 H: 0 E: 0 LOB: 0 K: 1 BB: 0 S: 9 P: 10	R: 3 H: 2 E: 1 LOB: 0 K: 0 BB: 0 S: 13 P: 22	R: 2 H: 3 E: 0 LOB: 2 K: 2 BB: 1 S: 15 P: 27	R: 0 H: 0 E: 0 LOB: 0 K: 0 BB: 0 S: 7 P: 8	R: 0 H: 1 E: 0 LOB: 0 K: 1 BB: 0 S: 7 P: 11	R: 0 H: 2 E: 0 LOB: 2 K: 1 BB: 0 S: 12 P: 15	R: 0 H: 0 E: 0 LOB: 0 K: 1 BB: 0 S: 9 P: 13	R: 2 H: 3 E: 0 LOB: 1 K: 2 BB: 0 S: 13 P: 18	R: 1 H: 2 E: 0 LOB: 2 K: 1 BB: 1 S: 7 P: 14	1B: 11 2B: 1 3B: 0 HR: 2	SF: 0 SAC: 0 DP: 1 HBP: 0		WP: 0 PB: 1 SB: 0 CS: 1	PA: 48			

	AB	43
	R	9
	H	14
	RBI	8
	BB	4
	SO	10
	LOB	17

livebaseballscorecards.com

PITCHER		IP	WLS	BF	H	R	ER	SO	BB	IBB	HBP	BLK	WP	HR	S	P	ERA	WHIP
43 R.A. Dickey, R ERA: 4.0	(1, 1)	4.0		22	6	6	4	4	3	0	0	0	0	1	54	90	9.00	2.250
46 Manny Acosta, R ERA: 16.2	(5, 1)	1.0		3	0	0	0	0	0	0	0	0	0	0	7	8	0.00	0.000
27 Pedro Beato, R ERA: 3.95	(6, 1)	1.0		3	1	0	0	1	0	0	0	0	0	0	7	11	0.00	1.000
40 Tim Byrdak, L ERA: 4.08	(7, 1)	1.1	H	6	2	0	0	1	0	0	0	0	0	0	13	16	0.00	1.500
45 Jason Isringhausen, R ERA: 3.09	(8, 1)	0.2	H	2	0	0	0	1	0	0	0	0	0	0	8	12	0.00	0.000

PITCHER		IP	WLS	BF	H	R	ER	SO	BB	IBB	HBP	BLK	WP	HR	S	P	ERA	WHIP
75 Francisco Rodríguez, R ERA: 3.18	(9, 1)	1.0	B	6	3	2	2	2	0	0	0	0	0	1	13	18	18.00	3.000
77 D.J. Carrasco, R ERA: 5.27	(10, 1)	0.2	L	5	2	1	1	0	1	0	0	1	0	0	7	14	13.50	4.500

Texas Rangers @ Atlanta Braves

Turner Field, Atlanta, GA

Fri Jun 17 2011, 7:36 PM - 10:32 PM EDT

Att. 38,810 - Partly Cloudy - 71 F

TOP

livebaseballscorecards.com

Batter	1	2	3	4	5	6	7	8	9	AB	R	H	RBI	BB	SO	LOB
5 Ian Kinsler, R (1, 4) OBP: 0.348, SLG: 0.403	C FF 91 C FF 92 B FF 94 B CH 84 X SI 94 2-2 ① F8	X FF 93 0-0 ③ FC6-4 1-2f		B CH 81 X CH 79 1-0 ③ FC4-6 1-2f		C SI 90 B SL 81 C SL 82 S CH 84 1-3 ① K			B X 1-0 1 1B 32 1B 1B	5	1	1	0	0	1	4
1 Elvis Andrus, R (1, 6) OBP: 0.321, SLG: 0.349	B FF 94 X FF 93 1-0 ② F9		C SI 93 B FF 92 X CH 82 1-1 ① G6-3		C CU 78 X CH 81 0-1 E5 32 HR	B SL 82 B SL 82 B SI 89 C SI 90 X SI 89 3-1 ② G5-3			1 SAFE X SI 92 0-0 32 E 32 1B 29 FC6-2-5 1-2 1B	5	1	1	0	0	0	0
32 Josh Hamilton, L (1, 8) OBP: 0.355, SLG: 0.511	B SI 94 S CH 83 S CH 83 F CH 84 B FF 94 B SI 87 F FF 94 X CH 83 3-2 E6 1B		S CH 82 C FF 91 B SI 90 B FF 92 X CH 80 2-2 29 WP 1B		F FF 90 X CH 78 0-1 1-H HR	B SL 81 X SL 81 1-0 ③ P6			X CH 87 0-0 E9 29 FC6-2-5 1-3 2-H 1B	5	1	4	3	0	0	0
29 Adrián Beltré, R (1, 5) OBP: 0.312, SLG: 0.456	C FF 93 B CU 79 B SI 93 F CH 82 X SI 94 2-2 ③ G5-3		D CU 79 F SI 91 F SI 92 F SI 91 F SI 92 D CH 81 F FF 93 F CH 81 3-3 ② K 1-2		B FF 93 S CU 80 S CU 80 X SI 92 1-2 10 1B 17 2B 1B		B SL 82 B SL 82 C FF 92 X FF 92 2-1 ① G5-3		S FF 93 X CH 88 0-1 ① FC6-2-5 1-3 3-H	5	1	1	0	0	1	4
10 Michael Young, R (1, 3) OBP: 0.351, SLG: 0.434 30 Neftalí Feliz, R (9, 1)		C SI 93 B SI 91 B SI 92 X FF 94 3-1 17 2B 2B	D CH 82 F FF 92 X FF 92 1-1 ③ F8		F SI 90 1 SAFE X SI 90 0-1 17 2B 1-2 1B		B CU 77 C FF 93 F SL 82 X FF 94 1-2 ② G4-3		I IN 78 I IN 82 I IN 82 I IN 84 4-0 IBB	4	2	2	0	1	0	1
										0	0	0	0	0	0	0
17 Nelson Cruz, R (1, 7) OBP: 0.281, SLG: 0.495 (9, 9)		B CU 79 X SI 93 1-0 48 FC1-5 2-H 2B		C FF 95 B FF 94 F FF 94 S FF 94 1-3 ① K	S CH 82 F SI 90 B SL 84 F CH 84 X SI 91 1-2 18 G3 1-H 2-H 2B		C FF 93 S FF 93 S FF 95 0-3 ③ K		F FF 94 F SI 94 B SL 84 B FF 94 T SI 89 2-2 ② K	5	0	2	3	0	3	3
18 Mitch Moreland, L (1, 9) OBP: 0.359, SLG: 0.473 (9, 3)		C FF 93 B SI 91 B CH 81 X CH 82 2-1 ① P5		B FF 93 B FF 93 B CH 82 B FF 92 4-0 48 FC2-5 8 1B BB	S CH 83 B CH 83 S CH 82 X CH 82 1-2 ① G3 2-3			B FF 94 B FF 93 C CH 86 X CH 87 2-1 ① G3-1	S CH 88 S SI 89 X CH 88 0-2 ③ G3	4	0	0	0	1	0	5
8 Yorvit Torrealba, R (1, 2) OBP: 0.287, SLG: 0.362		B CU 79 B CU 78 B CH 80 C SI 92 S FF 92 B FF 94 4-2 48 FC1-5 BB		F FF 92 X FF 91 0-1 48 FC2-5 1-2 1B	C SI 91 F CH 84 X CH 83 0-2 ② G5-3			F FF 93 S SL 82 B SL 85 F SI 89 C SL 84 1-3 ② K		3	0	1	0	1	1	1
48 Colby Lewis, R (1, 1) 53 Arthur Rhodes, L (7, 1) 22 Yoshinori Tateyama, R (8, 1) 7 David Murphy, L (9, 7) OBP: 0.310, SLG: 0.332		B SI 91 L SI 92 X FF 92 1-1 ② FC1-5 5 FC6-4 1-2 2-3f		D SI 90 C FF 91 L SI 91 X CU 78 1-2 ② FC2-5 5 FC4-6 1-2 2-3f	S SI 90 S SI 91 S SL 83 0-3 ③ K			B FF 95 B SI 94 C FF 94 B FF 94 C FF 94 C SI 93 3-3 ③ K		3	0	0	0	0	1	5
										1	0	0	0	0	1	0
										0	0	0	0	0	0	0
										0	0	0	0	0	0	0

	AB	R	H	RBI	BB	SO	LOB
AB	40						
R	6						
H	12						
RBI	6						
BB	3						
SO	8						
LOB	23						

Inning Stats	1	2	3	4	5	6	7	8	9
	R: 0 E: 1 K: 0 S: 12	R: 1 E: 0 K: 0 S: 10	R: 0 E: 0 K: 1 S: 14	R: 0 E: 0 K: 1 S: 9	R: 4 E: 1 K: 1 S: 22	R: 0 E: 0 K: 1 S: 6	R: 0 E: 0 K: 1 S: 8	R: 0 E: 0 K: 2 S: 9	R: 1 E: 1 K: 1 S: 11
	H: 1 LOB: 1 BB: 0 P: 20	H: 2 LOB: 2 BB: 1 P: 21	H: 1 LOB: 1 BB: 0 P: 21	H: 1 LOB: 2 BB: 1 P: 16	H: 4 LOB: 1 BB: 0 P: 25	H: 0 LOB: 0 BB: 0 P: 11	H: 0 LOB: 0 BB: 0 P: 11	H: 0 LOB: 0 BB: 0 P: 15	H: 3 LOB: 3 BB: 1 P: 18

	1B	SF	WP	PA
	8	0	1	43
	2B: 3	SAC: 0	PB: 0	
	3B: 0	DP: 0	SB: 0	
	HR: 1	HBP: 0	CS: 0	

PITCHER	IP	WLS	BF	H	R	ER	SO	BB	IBB	HBP	BLK	WP	HR	S	P	ERA	WHIP
40 Randall Delgado, R (1, 1) ERA: 6.75	4.0	L	22	7	4	3	2	2	0	0	0	1	1	52	86	6.75	2.250
50 Cristhian Martinez, R (5, 1) ERA: 3.67	2.0		8	2	1	1	2	0	0	0	0	0	0	21	28	4.50	1.000
43 Scott Proctor, R (7, 1) ERA: 2.19	1.0		3	0	0	0	1	0	0	0	0	0	0	8	11	0.00	0.000
56 Jairo Asencio, R (8, 1) ERA: 4.66	2.0		10	3	1	1	3	0	1	0	0	0	0	20	33	4.50	1.500

PITCHER	IP	WLS	BF	H	R	ER	SO	BB	IBB	HBP	BLK	WP	HR	S	P	ERA	WHIP

Texas Rangers @ Atlanta Braves

Turner Field, Atlanta, GA

Fri Jun 17 2011, 7:36 PM - 10:32 PM EDT

Att. 38,810 - Partly Cloudy - 71 F

BOTTOM

Batter	1	2	3	4	5	6	7	8	9	AB	R	H	RBI	BB	SO	LOB
1 Jordan Schafer, L (1, 8) OBP: 0.326, SLG: 0.329	C FF 88 B CH 84 B FF 90 S FF 88 C FF 91 2-3 ① K		C CU 74 S CU 75 F FF 89 X CU 77 0-2 ① F8		C FF 87 C SL 82 S SL 84 0-3 ① K		B CU 76 B FF 89 B FF 88 B FF 88 4-0 BB			3	0	0	0	1	2	0
26 Dan Uggla, R (1, 4) OBP: 0.240, SLG: 0.317	B FF 89 C FF 90 X FF 91 1-1 ② L7		C FF 90 B FF 86 S SL 85 C FF 91 1-3 ② K		B FF 90 S FF 85 F FF 92 F SL 84 F SL 86 B SL 85 X FF 92 2-2 ② G5-3		B SL 83 B SL 84 F FF 92 X FF 90 2-1 ② F8			4	0	0	0	0	1	1
22 Jason Heyward, L (1, 9) OBP: 0.324, SLG: 0.407	S FF 89 B CU 77 B CU 77 X FF 89 2-1 2B		C CU 78 B FF 90 S FF 91 S SL 86 1-3 ③ K		X FF 90 0-0 ③ G1-3		C SL 81 C FF 89 B SL 80 X FF 88 1-2 ③ G5-4-3			4	0	1	0	0	1	1
16 Brian McCann, L (1, 2) OBP: 0.369, SLG: 0.487	B SI 90 B CH 83 B CH 83 F CH 83 B FF 89 4-1 BB			B CH 83 B FF 89 C CH 84 C FF 89 F CU 78 X CU 76 2-2 HR		C FF 89 C SL 82 B FF 91 S FF 89 1-3 ① K		F FF 88 X FF 88 0-1 ① F8		3	1	1	1	1	1	0
5 Freddie Freeman, L (1, 3) OBP: 0.335, SLG: 0.423	B CU 77 B SI 90 C FF 90 C FF 90 S SL 82 2-3 ③ K			F FF 89 F FF 91 S SL 86 0-3 ① K		X SL 82 0-0 HR		B SL 81 F SL 80 B SL 81 B FF 88 B FF 87 4-1 2 G3-6 BB		3	1	1	1	1	2	2
2 Alex Gonzalez, R (1, 6) OBP: 0.289, SLG: 0.389		F FF 89 S SL 85 B SL 85 S FF 86 1-3 ① K		F FF 91 B FF 92 B FF 92 B SL 87 F SL 85 F FF 91 S SL 85 3-3 ② K		C FF 91 F FF 92 B SL 86 B FF 85 F SL 87 B FF 92 B FF 92 4-2 BB		C SI 88 B SL 73 S CU 72 D CU 72 X SI 89 2-2 ② ③ G3-6 1-2f		3	0	0	0	1	2	1
20 Eric Hinske, L (1, 7) OBP: 0.297, SLG: 0.446		B FF 90 C CH 83 X CU 76 1-1 ② G5-3		C FF 92 B FF 92 X CH 85 1-1 7 HBP 1B		B CU 76 B CH 83 X FF 90 2-0 ② P5			F SI 97 S FF 97 F FF 98 S FF 96 0-3 ① K	4	0	1	0	0	1	1
7 Brooks Conrad, S (1, 5) OBP: 0.370, SLG: 0.442		B FF 91 B SL 84 B FF 89 C FF 88 X FF 91 3-1 2B		C SL 82 C FF 88 H SL 85 1-2 1-2 HBP		B SI 88 B FF 90 C CH 84 B SI 89 C SL 83 X FF 91 3-2 ③ F7			F FF 97 C SL 80 X FF 98 0-2 ② F8	3	0	1	0	0	0	1
40 Randall Delgado, R (1, 1) 50 Cristhian Martinez, R (5, 1) OBP: 0.250, SLG: 0.500 43 Scott Proctor, R (7, 1) 24 Diory Hernandez, R (7, PH) OBP: 0.280, SLG: 0.440 56 Jairo Asencio, R (8, 1) 4 Joe Mather, R (9, PH) OBP: 0.278, SLG: 0.315		X FF 91 0-0 ③ F9		B FF 92 S SL 83 D SL 84 F SL 82 S SL 85 2-3 ③ K			B FF 89 F FF 89 X FF 89 1-1 ① F9		F FF 98 B FC 87 S FF 97 F FF 98 B SI 97 S SL 80 2-3 ③ K	2 0 0 1 0 1	0 0 0 0 0 0	0 0 0 0 0 0	0 0 0 0 0 0	0 0 0 0 0 1	1 0 0 0 0 0	3 0 0 0 0 0
Inning Stats	R: 0 E: 0 K: 2 S: 11 H: 1 LOB: 2 BB: 1 P: 22	R: 0 E: 0 K: 1 S: 8 H: 1 LOB: 1 BB: 0 P: 13	R: 0 E: 0 K: 2 S: 10 H: 0 LOB: 0 BB: 0 P: 12	R: 1 E: 0 K: 3 S: 18 H: 2 LOB: 2 BB: 0 P: 27	R: 0 E: 0 K: 1 S: 9 H: 0 LOB: 0 BB: 0 P: 11	R: 1 E: 0 K: 1 S: 11 H: 1 LOB: 1 BB: 1 P: 21	R: 0 E: 0 K: 0 S: 7 H: 0 LOB: 1 BB: 1 P: 15	R: 0 E: 0 K: 0 S: 6 H: 0 LOB: 0 BB: 1 P: 12	R: 0 E: 0 K: 2 S: 11 H: 0 LOB: 0 BB: 0 P: 13	1B: 1 2B: 2 3B: 0 HR: 2 SF: 0 SAC: 0 DP: 1 HBP: 1						

livebaseballscorecards.com

AB	31
R	2
H	5
RBI	2
BB	4
SO	12
LOB	10

PITCHER		IP	WLS	BF	H	R	ER	SO	BB	IBB	HBP	BLK	WP	HR	S	P	ERA	WHIP
48 Colby Lewis, R ERA: 4.8	(1, 1)	6.2	W	29	5	2	2	10	3	0	1	0	0	2	71	117	2.70	1.200
53 Arthur Rhodes, L ERA: 4.76	(7, 1)	0.2	H	3	0	0	0	0	1	0	0	0	0	0	6	11	0.00	1.500
22 Yoshinori Tateyama, R ERA: 4.15	(8, 1)	0.2	H	1	0	0	0	0	0	0	0	0	0	0	3	5	0.00	0.000
30 Neftalí Feliz, R ERA: 2.22	(9, 1)	1.0		3	0	0	0	2	0	0	0	0	0	0	11	13	0.00	0.000

PITCHER	IP	WLS	BF	H	R	ER	SO	BB	IBB	HBP	BLK	WP	HR	S	P	ERA	WHIP

Texas Rangers @ Atlanta Braves

Turner Field, Atlanta, GA

Sat Jun 18 2011, 4:12 PM - 9:43 PM EDT

Att. 44,600 - Cloudy - 90 F

TOP

livebaseballscorecards.com

Batter	1	2	3	4	5	6	7	8	9	10	AB	R	H	RBI	BB	SO	LOB
5 Ian Kinsler, R (1, 4) OBP: 0.349, SLG: 0.407	1-0 1 1B 1 E 1B	1-2 ③ G6-3			0-0 ① F8		2-3 ③ K			2-1 29 1B 2B	5	2	2	0	0	1	2
1 Elvis Andrus, R (1, 6) OBP: 0.325, SLG: 0.354	1-2 E9 32 E 1-H 1B		3-2 29 F9 32 FC5 10 S 1B		0-2 ② G5-3			2-2 10 S 1B		2-2 ① G5-3	5	2	3	0	0	0	1
32 Josh Hamilton, L (1, 8) OBP: 0.350, SLG: 0.497	3-1 E3 10 F8-6 3-H		1-2 FC5 10 S 10 1B 1-2		3-2 ③ G4-3			1-3 ① K		4-0 29 1B IBB	4	1	0	1	1	1	2
29 Adrian Beltré, R (1, 5) OBP: 0.310, SLG: 0.451	0-1 ① F7		0-1 ① F9 2-3			2-0 ① F9		0-3 ② K		1-0 1-3 2-H 1B	5	0	1	1	0	1	4
10 Michael Young, R (1, 3) OBP: 0.349, SLG: 0.430 30 Neftalí Feliz, R (10, 1)	1-2 ②③ F8-6 1-1		3-2 17 G6-4-3 1-H 3-H 1B			1-1 ② G6-3		1-2 ③ G2-3 1-2		2-1 ② P4	5 0	0 0	1 0	1 0	0 0	0 0	4 0
17 Nelson Cruz, R (1, 7) OBP: 0.284, SLG: 0.498 (10, 9)	1-1 2B	0-0 ②③ G6-4-3 1-2f				3-1 18 E 18 S 1B			0-3 ① K	2-3 ③ K	5	0	2	0	0	2	3
18 Mitch Moreland, L (1, 9) OBP: 0.362, SLG: 0.474 (10, 3)	2-0 1B		0-1 8 G6-4-3 1B			3-3 ③ K 1-3			1-3 ② K2-3		4	0	2	0	0	2	1
8 Yorvit Torrealba, R (1, 2) OBP: 0.286, SLG: 0.356	0-1 ① L4		2-2 ①② G6-4-3 1-2f				1-2 ① G5-3		4-1 BB		3	0	0	0	1	0	3
54 Matt Harrison, L (1, 1) 22 Yoshinori Tateyama, R (7, 1) 28 Darren Oliver, R (8, 1) 9 Endy Chavez, L (9, PH) OBP: 0.389, SLG: 0.522 57 Mark Lowe, L (9, 1) 7 David Murphy, L (10, 7) OBP: 0.310, SLG: 0.332	0-3 ② K		1-3 ③ K				1-2 ② G4-3		0-3 ③ K2-3		3 0 0 1 0 0	0 0 0 0 0 0	0 0 0 0 0 0	0 0 0 1 0 0	2 0 0 0 0 0	2 0 0 1 0 0	2 0 0 1 0 0
Inning Stats	R: 2 H: 2 E: 2 LOB: 0 K: 0 BB: 0 S: 11 P: 17	R: 0 H: 2 E: 0 LOB: 2 K: 1 BB: 0 S: 11 P: 15	R: 2 H: 2 E: 0 LOB: 0 K: 0 BB: 0 S: 12 P: 19	R: 0 H: 1 E: 0 LOB: 0 K: 1 BB: 0 S: 8 P: 11	R: 0 H: 0 E: 0 LOB: 0 K: 0 BB: 0 S: 7 P: 10	R: 0 H: 1 E: 0 LOB: 1 K: 1 BB: 0 S: 9 P: 17	R: 0 H: 0 E: 0 LOB: 0 K: 1 BB: 0 S: 10 P: 14	R: 0 H: 1 E: 0 LOB: 1 K: 2 BB: 0 S: 13 P: 17	R: 0 H: 0 E: 0 LOB: 1 K: 3 BB: 1 S: 11 P: 16	R: 1 H: 2 E: 0 LOB: 2 K: 1 BB: 1 S: 12 P: 25	1B: 9 2B: 3 3B: 0 HR: 0	SF: 0 SAC: 0 DP: 3 HBP: 0					

	AB	40
	R	5
	H	11
	RBI	3
	BB	2
	SO	10
	LOB	23

WP: 0 PA: 42
PB: 0
SB: 4
CS: 0

PITCHER		IP	WLS	BF	H	R	ER	SO	BB	IBB	HBP	BLK	WP	HR	S	P	ERA	WHIP
32 Derek Lowe, R ERA: 4.1	(1, 1)	5.0		21	7	4	3	2	0	0	0	0	0	0	49	72	5.40	1.400
19 Scott Linebrink, R ERA: 3.72	(6, 1)	2.0		7	1	0	0	2	0	0	0	0	0	0	19	31	0.00	0.500
39 Jonny Venters, L ERA: 0.62	(8, 1)	1.0		4	1	0	0	2	0	0	0	0	0	0	13	17	0.00	1.000
46 Craig Kimbrel, R ERA: 3.09	(9, 1)	1.0		4	0	0	0	3	1	0	0	0	0	0	11	16	0.00	1.000
43 Scott Proctor, R ERA: 2.7	(10, 1)	1.0	L	6	2	1	1	1	0	1	0	0	0	0	12	25	9.00	2.000

PITCHER		IP	WLS	BF	H	R	ER	SO	BB	IBB	HBP	BLK	WP	HR	S	P	ERA	WHIP

Batter	1	2	3	4	5	6	7	8	9	10	AB	R	H	RBI	BB	SO	LOB
1 Jordan Schafer, L (1, 8) OBP: 0.310, SLG: 0.311	B FF 91 C SI 93 F FC 88 F FF 95 B SI 96 X FC 88 2-2 G4-3 ①		B FC 86 B FC 87 C FF 93 B FF 92 X FF 94 3-1 E7 (26 2B) 2-H		B SI 93 C SI 92 X FC 85 1-1 F7 ③			C FF 88 B SL 78 X SL 77 1-1 E1 (26 2B)		S FF 96 S FF 98 S FF 97 0-3 K ①	5	2	0	0	0	1	0
26 Dan Uggla, R (1, 4) OBP: 0.243, SLG: 0.326	C FF 96 F SI 94 B CU 80 B CH 85 X CH 86 2-2 G5-3 ②		C CH 84 X SI 94 0-1 2-H 2B			B CU 73 S CH 82 C SI 94 F SI 92 B CH 83 F SI 92 S CU 79 2-3 K2-3 ①		B FF 89 C SI 89 X SI 90 1-1 2-H 2B		C FF 97 B CH 86 B FF 97 B FF 97 X FF 97 3-1 L5-3 ②	5	0	2	2	0	1	0
22 Jason Heyward, L (1, 9) OBP: 0.315, SLG: 0.394	C SI 96 F SI 94 B FF 89 B FC 87 F FF 96 F SI 96 X CU 79 2-2 G6-3 ③		B FC 87 C FF 93 B SI 92 B FC 85 F SI 93 X SI 94 3-2 G3 ③			C SI 94 S FF 95 T FF 96 0-2 K ②		X SL 78 0-0 L3 ②		C SI 97 B FF 98 B FF 96 C SL 80 S FF 98 2-3 K ③	5	0	0	0	0	2	2
16 Brian McCann, L (1, 2) OBP: 0.371, SLG: 0.498		B FC 85 F FC 86 B SI 94 X SI 95 2-1 G4-3 ①		B CU 76 S FC 84 F FF 94 B SI 92 X FC 86 2-2 G3-1 ①		B FF 95 X FC 87 1-0 HR		B FF 88 B FF 88 B FF 88 C FF 89 F FF 88 B FF 88 4-2 BB			3	1	1	1	1	0	0
30 Wilkin Ramirez, R (1, 7) OBP: 0.286, SLG: 0.333		S FF 95 S SI 97 F FF 97 F FF 94 S CH 85 0-3 K ②		S CH 84 B SI 94 B CH 84 S CH 84 F FF 96 B CU 78 B CH 84 4-2 BB		S CU 78 X SI 95 0-1 G1-3 ③		C FF 89 B SL 77 D SL 76 F FF 87 B FF 88 C FF 89 3-3 K ③			3	0	0	0	1	2	2
5 Freddie Freeman, L (1, 3) OBP: 0.330, SLG: 0.416		F FF 96 C FF 92 S FF 90 0-3 K ③		F SI 92 C FF 94 B FC 87 1 SAFE C SI 92 1-3 K ②			F FF 93 B CU 76 F FC 83 B SI 94 F FF 96 F SI 94 F CH 84 F SI 96 C SI 93 2-3 K ①		S SL 86 B SI 98 S SL 85 F SL 86 S FF 98 1-3 K ①	4	0	0	0	0	4	1
2 Alex Gonzalez, R (1, 6) OBP: 0.288, SLG: 0.384			B SI 93 X SI 93 1-0 G6-3 ①	B SI 92 C CH 82 X FF 94 1-1 F7 ③			B CU 72 C SI 87 C SI 88 F CU 73 B CU 73 B SI 90 F CU 71 S SI 88 3-3 K ②		B SI 97 B SL 86 B FF 98 B FF 97 4-0 BB		3	0	0	0	1	1	1
24 Diory Hernandez, R (1, 5) OBP: 0.269, SLG: 0.407 7 Brooks Conrad, S (7, PH) OBP: 0.364, SLG: 0.432 (8, 5) 46 Craig Kimbrel, R (9, 1) 20 Eric Hinske, L (9, PH) OBP: 0.296, SLG: 0.443 43 Scott Proctor, R (10, 1)			B SI 95 B FF 94 B SI 94 C FF 92 X FF 94 3-1 P3 ②		B CU 72 B CU 72 X SI 91 2-0 G6-3 ①	C CU 72 B SC 69 B SC 71 B CU 71 C SI 87 S CU 73 3-3 K ③			S SL 88 B FF 98 S FF 97 S SL 88 1-3 K ②	2 1 0 1 0	0 0 0 0 0	0 0 0 0 0	0 0 0 0 0	0 1 0 1 0	0 0 0 1 0	0 0 0 1 0
32 Derek Lowe, R (1, 1) OBP: 0.222, SLG: 0.240 19 Scott Linebrink, R (6, 1) 39 Jonny Venters, L (8, 1) 4 Joe Mather, R (8, PH) OBP: 0.272, SLG: 0.307 (9, 5)			B FF 94 C FF 94 X SI 94 1-1 1 E 2B		X SI 90 0-0 G5-3 ②			C SI 88 B SI 88 B SL 73 S CU 72 F SI 89 T SI 89 2-2 K ①	B SL 87 S SL 87 C FF 98 B SL 87 S SL 88 2-3 K ③		2 0 0 2	1 0 0 0	1 0 0 0	0 0 0 0	0 0 0 2	0 0 0 1	0 0 0 0
Inning Stats	R: 0 H: 0 E: 0 LOB: 0 K: 0 BB: 0 S: 12 P: 18	R: 0 H: 0 E: 0 LOB: 0 K: 2 BB: 0 S: 10 P: 12	R: 2 H: 2 E: 1 LOB: 1 K: 0 BB: 0 S: 12 P: 23	R: 0 H: 0 E: 0 LOB: 1 K: 1 BB: 1 S: 11 P: 19	R: 0 H: 0 E: 0 LOB: 0 K: 0 BB: 0 S: 4 P: 7	R: 1 H: 1 E: 0 LOB: 0 K: 2 BB: 0 S: 11 P: 14	R: 0 H: 0 E: 0 LOB: 0 K: 3 BB: 0 S: 15 P: 23	R: 1 H: 1 E: 1 LOB: 2 K: 2 BB: 1 S: 14 P: 25	R: 0 H: 0 E: 0 LOB: 1 K: 3 BB: 1 S: 10 P: 18	R: 0 H: 0 E: 0 LOB: 0 K: 2 BB: 0 S: 8 P: 13	1B: 0 2B: 3 3B: 0 HR: 1	SF: 0 SAC: 0 DP: 0 HBP: 0						

PITCHER		IP	WLS	BF	H	R	ER	SO	BB	IBB	HBP	BLK	WP	HR	S	P	ERA	WHIP
54 Matt Harrison, L ERA: 3.16	(1, 1)	6.1		24	3	3	1	6	1	0	0	0	0	1	67	102	1.42	0.632
22 Yoshinori Tateyama, R ERA: 3.86	(7, 1)	1.0	H	3	0	0	0	3	0	0	0	0	0	0	12	20	0.00	0.000
28 Darren Oliver, L ERA: 2.67	(8, 1)	0.2	B	5	1	1	0	1	1	0	0	0	0	0	10	19	0.00	3.000
57 Mark Lowe, R ERA: 4.74	(9, 1)	1.0	W	4	0	0	0	3	1	0	0	0	0	0	10	18	0.00	1.000
30 Neftalí Feliz, R ERA: 2.13	(10, 1)	1.0	S	3	0	0	0	2	0	0	0	0	0	0	8	13	0.00	0.000

PITCHER	IP	WLS	BF	H	R	ER	SO	BB	IBB	HBP	BLK	WP	HR	S	P	ERA	WHIP

BOTTOM

Texas Rangers @ Atlanta Braves

Turner Field, Atlanta, GA

Sat Jun 18 2011, 4:12 PM - 9:43 PM EDT

Att. 44,600 - Cloudy - 90 F

livebaseballscorecards.com

AB	36
R	4
H	4
RBI	3
BB	3
SO	15
LOB	8

WP: 0 PA: 39
PB: 0
SB: 0
CS: 0

Texas Rangers @ Atlanta Braves

Turner Field, Atlanta, GA

Sun Jun 19 2011, 1:39 PM - 5:12 PM EDT

Att. 34,599 - Partly Cloudy - 88 F

livebaseballscorecards.com

Batter	1	2	3	4	5	6	7	8	9	AB	R	H	RBI	BB	SO	LOB
5 Ian Kinsler, R (1, 4) OBP: 0.350, SLG: 0.407	B FF 89 C SL 78 X SI 90 1-1 ① F9	B FF 90 X CH 85 1-0 1-2 2-3 1B		F SL 80 B FF 91 F FF 91 F FF 92 F SL 80 F SL 81 F FF 92 X CH 85 1-2 ③ G6-3			C FF 93 X SL 83 0-1 1 F9 1 S 32 G3 1B		B FF 96 X FF 96 1-0 ② F9	5	1	2	0	0	0	1
1 Elvis Andrus, R (1, 6) OBP: 0.323, SLG: 0.351	C SL 80 F FF 90 B FF 91 X FF 92 1-2 32 CS 1B	C SI 92 F CH 85 B SI 94 X SI 91 1-2 ③ G4-3			C SL 79 B CH 84 X CH 85 1-1 ① F8		B FF 94 F FF 93 B CU 76 X FF 93 2-1 ① F9 1-3		B FF 98 C SI 96 B FF 97 X SI 96 2-1 E5	5	0	1	0	0	0	4
32 Josh Hamilton, L (1, 8) OBP: 0.346, SLG: 0.483	C FF 89 1 SAFE B CH 84 1 SAFE B CH 84 B SL 80 B SL 78 4-1 ② 29 1B 1-2 BB		S SL 77 F SL 77 S FF 89 0-3 ① K		B CH 84 B F CH 83 S SL 82 S SL 81 2-3 ② K		F SI 94 C SL 85 X SL 85 0-2 ② G3 3-H		C FF 97 S KC 87 S KC 88 0-3 ③ K	4	0	0	1	1	3	1
29 Adrián Beltré, R (1, 5) OBP: 0.309, SLG: 0.448	C FF 90 B FF 89 B CH 84 F CH 84 F FF 91 1 SAFE F CH 85 F CH 85 X SL 83 2-2 1-3 1B		B SI 89 C SL 80 B FC 88 B CH 84 X SL 81 3-1 ② P4		F CH 85 S SL 82 F FF 92 B CH 86 F CH 86 B SL 83 X FF 92 2-2 ③ L3		B SI 94 X SI 93 1-0 ③ G6-3			4	0	1	0	0	0	0
10 Michael Young, R (1, 3) OBP: 0.347, SLG: 0.428	F SI 90 S FF 92 F FF 94 B SL 83 X FF 86 1-2 ③ G1-3		S CH 82 B CH 84 B SI 92 F SI 91 B SL 82 X 3-2 ③ F8			C SI 88 B CH 83 F SL 80 B CH 85 F CH 85 F SI 91 F FF 92 X SI 87 2-2 2 F9 7 BB 1B		C SI 94 B SI 95 F SI 93 C FF 96 1-3 ① K		4	0	1	0	0	1	2
17 Nelson Cruz, R (1, 9) OBP: 0.288, SLG: 0.507		B CH 83 C CH 84 X FF 90 1-1 ① F9		B FF 88 X SI 87 1-0 7 G4-3 8 1B 2B		B CH 86 S FF 91 F FF 92 F FF 92 F SL 83 T FF 92 1-2 ① K		B SI 96 S SI 95 B SI 95 B SI 95 S SI 95 X FF 95 3-2 2B		4	1	2	0	0	1	1
7 David Murphy, L (1, 7) OBP: 0.308, SLG: 0.326		B SL 79 B CH 83 C SI 87 B FF 89 X CH 85 3-1 ② F8		X CH 83 0-0 ① G4-3 2-3		B SI 89 1 SAFE C CH 84 1 SAFE B SL 81 B SI 90 F CH 84 B FF 91 4-2 1-2 BB		D SI 94 C SI 95 X SI 94 1-1 ② L7		3	0	0	0	1	0	2
8 Yorvit Torrealba, R (1, 2) OBP: 0.294, SLG: 0.363 2 Taylor Teagarden, R (4, 2) OBP: 0.250, SLG: 0.100	S FF 89 C SI 90 F SL 81 B FF 90 B SL 80 F SL 78 F SI 90 F SI 90 X CH 86 2-2 5 1B 41 1B 1B			F CH 82 X CH 84 0-1 41 WP 3-H 1B		B FF 92 S FF 92 F FF 93 X SL 81 1-2 ② F9 2-3		S SI 96 F SI 94 B SI 95 F SI 96 S SL 86 1-3 ③ K		2 2	0 0	2 0	1 0	0 0	0 1	0 3
41 Alexi Ogando, R (1, 1) OBP: 0.500, SLG: 0.500 18 Mitch Moreland, L (6, PH) OBP: 0.360, SLG: 0.472 44 Michael Kirkman, L (6, 1) 53 Arthur Rhodes, L (7, 1) 22 Yoshinori Tateyama, R (7, 1) 47 Dave Bush, R (8, 1) 9 Endy Chavez, L (9, PH) OBP: 0.384, SLG: 0.515		C FF 91 X FF 91 0-1 5 1B 1-2 1B		C FF 88 D SL 78 C FF 91 S SL 78 1-3 ② K 1-2		C FF 86 D SL 75 B FF 87 C FF 87 S FF 88 2-3 ③ K			B FF 96 X SI 95 1-0 ① F8	2 1 0 0 0 0 0 1	0 0 0 0 0 0 0 0	1 0 0 0 0 0 0 0	0 0 0 0 0 0 0 0	0 0 0 0 0 0 0 0	1 1 0 0 0 0 0 0	1 2 0 0 0 0 0 0
Inning Stats	R: 0 H: 2 E: 0 LOB: 2 K: 0 BB: 1 S: 16 P: 25	R: 0 H: 3 E: 0 LOB: 3 K: 0 BB: 0 S: 17 P: 25	R: 0 H: 0 E: 0 LOB: 0 K: 1 BB: 0 S: 8 P: 14	R: 1 H: 2 E: 0 LOB: 1 K: 1 BB: 0 S: 14 P: 17	R: 0 H: 0 E: 0 LOB: 0 K: 1 BB: 0 S: 10 P: 15	R: 0 H: 1 E: 0 LOB: 2 K: 2 BB: 1 S: 19 P: 29	R: 1 H: 1 E: 0 LOB: 0 K: 0 BB: 0 S: 8 P: 11	R: 0 H: 1 E: 0 LOB: 1 K: 2 BB: 0 S: 12 P: 18	R: 0 H: 0 E: 1 LOB: 1 K: 1 BB: 0 S: 7 P: 11	1B: 8 2B: 2 3B: 0 HR: 0	SF: 0 SAC: 0 DP: 0 HBP: 0					

TOP	
AB	37
R	2
H	10
RBI	2
BB	2
SO	8
LOB	17

WP: 1 PA: 39
PB: 0
SB: 1
CS: 1

PITCHER		IP	WLS	BF	H	R	ER	SO	BB	IBB	HBP	BLK	WP	HR	S	P	ERA	WHIP
49 Jair Jurrjens, R ERA: 2.11	(1, 1)	5.1	W	25	8	1	1	4	2	0	0	0	1	0	78	116	1.69	1.875
19 Scott Linebrink, R ERA: 3.68	(6, 1)	0.1	H	1	0	0	0	0	0	0	0	0	0	0	3	4	0.00	0.000
52 George Sherrill, L ERA: 2.33	(6, 1)	0.1	H	1	0	0	0	1	0	0	0	0	0	0	3	5	0.00	0.000
43 Scott Proctor, R ERA: 3.29	(7, 1)	0.1	H	2	1	1	1	0	0	0	0	0	0	0	4	6	27.00	3.000
39 Jonny Venters, L ERA: 0.6	(7, 1)	1.2	H	6	1	0	0	2	0	0	0	0	0	0	16	23	0.00	0.600

PITCHER		IP	WLS	BF	H	R	ER	SO	BB	IBB	HBP	BLK	WP	HR	S	P	ERA	WHIP
46 Craig Kimbrel, R ERA: 3.0	(9, 1)	1.0	S	4	0	0	0	1	0	0	0	0	0	0	7	11	0.00	0.000

Batter	1	2	3	4	5	6	7	8	9	AB	R	H	RBI	BB	SO	LOB
1 Jordan Schafer, L (1, 8) OBP: 0.308, SLG: 0.301	C FF 95 C FF 97 B FF 97 B SL 83 F FF 97 F FF 97 B SL 83 F FF 96 F FF 97 3-3 S FF 87 ① K		F SL 82 F SI 97 F FF 98 B SL 83 F SL 83 F FF 98 1-2 CI 22 WP 26 1B 22 1B	C CH 86 X CH 87 0-1 ③ G3			S SI 91 B SL 81 B SL 80 B SI 92 F SI 93 F SI 94 F SI 93 F SI 93 B SI 94 4-2 26 S 5 2B BB	B CU 71 C SI 90 F CH 86 F CU 72 X SI 91 1-2 ③ F7		3	2	0	0	1	1	1
26 Dan Uggla, R (1, 4) OBP: 0.243, SLG: 0.325	B FF 96 X FF 96 1-0 ② P4		C FF 96 1 SAFE X FF 96 0-1 22 WP 22 1B 1-2 1B		C SL 78 B FF 93 F FF 94 F SL 82 X FF 95 1-2 ① F9		B SI 94 C SI 94 S CH 85 C SI 94 1-3 ① K 1-2			4	1	1	0	0	1	1
22 Jason Heyward, L (1, 9) OBP: 0.319, SLG: 0.392	B SL 82 C SL 81 B FF 97 X FF 96 2-1 ③ G6-3		F FF 96 B SI 96 B FF 97 B SI 94 S FF 97 F FF 98 F SL 83 X FF 97 3-2 5 1B 2 E 1-H 2-H 1B		X SI 91 0-0 ② F8		B SI 94 B SI 94 B SI 94 B SI 94 4-0 5 2B BB			3	1	1	2	1	0	0
16 Brian McCann, L (1, 2) OBP: 0.373, SLG: 0.496		B FF 96 S CH 86 B FF 97 F FC 96 F FF 98 B FF 98 B FF 97 4-2 13 S BB	X FF 96 0-0 ② F9		B FF 94 B FF 93 X CH 85 2-0 5 1B 1B		B FF 88 F FF 87 F SL 80 X SL 79 1-2 ② P5			3	0	1	0	1	0	3
5 Freddie Freeman, L (1, 3) OBP: 0.336, SLG: 0.425		F SI 96 F SI 95 F FF 97 B FF 97 X SL 83 1-2 ① F9	1 SAFE F FF 94 X FF 94 0-1 2 E 1-3 1B		B FF 92 C FF 92 B FF 93 X FF 93 2-1 1-2 1B		B FF 87 B FF 87 F FF 87 S SL 79 F SL 80 X FF 89 2-2 1-3 2-H 2B			4	0	3	1	0	0	1
2 Alex Gonzalez, R (1, 6) OBP: 0.284, SLG: 0.379		F FF 96 F FF 96 B SL 86 S SL 84 1-3 ② K	C SL 82 B SL 84 F FF 95 X SL 83 1-2 E2 1-3 3-H		S SL 82 F FF 94 B CH 84 B SL 82 F SL 84 X SL 83 2-2 ③ G1-3		C CU 71 B SI 87 F CU 72 X SI 87 1-2 ③ G6-3			4	0	0	0	0	1	6
13 Nate McLouth, L (1, 7) OBP: 0.335, SLG: 0.341	C FF 97 S FF 98 B FF 97 H SL 84 2-2 1-2 HBP	B FF 96 B FF 93 B SL 80 C SI 94 X FF 95 3-1 ③ P4			C SI 92 B SL 81 C SL 80 B SI 95 F SL 79 B SI 94 F SI 94 F SI 93 F SI 93 3-2 X SI 94 ① L5			C SI 88 C CU 71 F FC 85 B SI 90 B CU 71 F FF 89 F FC 85 X FF 89 2-2 24 SH1-4 1B		3	0	1	0	0	0	2
24 Diory Hernandez, R (1, 5) OBP: 0.233, SLG: 0.367	C SL 83 B FF 98 B CH 86 F FF 97 T SL 83 2-2 ③ K			S SL 79 X SL 80 0-1 ① L6		B SI 94 B SI 94 X SI 93 2-0 ② L7		C SI 89 X FC 84 0-1 ① SH1-4 1-2		3	0	0	0	0	1	2
49 Jair Jurrjens, R (1, 1) OBP: 0.138, SLG: 0.107 19 Scott Linebrink, R (6, 1) 52 George Sherrill, L (6, 1) 30 Wilkin Ramirez, R (6, PH) OBP: 0.250, SLG: 0.286 43 Scott Proctor, R (7, 1) 39 Jonny Venters, L (7, 1) 20 Eric Hinske, L (8, PH) OBP: 0.294, SLG: 0.440 46 Craig Kimbrel, R (9, 1)			B FF 95 C FF 95 F FF 93 B SL 83 B FF 97 X FF 95 3-2 ① F8	B FF 94 C FF 94 B FF 95 B FF 94 C FF 93 X FF 92 3-2 ② G6-3	B SL 80 C SI 93 B CH 85 S CH 84 B SI 94 F CH 85 F SI 93 X SI 92 3-2 ③ F9			C FC 86 F FC 86 B FF 90 D CU 72 S FC 86 2-3 ② K		2 0 0 1 0 0 1 0	0 0 0 0 0 0 0 0	0 0 0 0 0 0 0 0	0 0 0 0 0 0 1 0	0 0 0 0 0 0 0 0	0 0 0 0 0 0 1 0	0 0 0 0 0 0 1 0
Inning Stats	R: 0 E: 0 K: 1 S: 10 H: 0 LOB: 0 BB: 0 P: 16	R: 0 E: 0 K: 2 S: 15 H: 0 LOB: 2 BB: 1 P: 25	R: 3 E: 2 K: 0 S: 23 H: 3 LOB: 2 BB: 0 P: 34	R: 0 E: 0 K: 0 S: 7 H: 0 LOB: 0 BB: 0 P: 10	R: 0 E: 0 K: 0 S: 12 H: 2 LOB: 2 BB: 0 P: 19	R: 0 E: 0 K: 0 S: 13 H: 0 LOB: 0 BB: 0 P: 21	R: 1 E: 0 K: 1 S: 18 H: 1 LOB: 2 BB: 2 P: 31	R: 0 E: 0 K: 1 S: 15 H: 1 LOB: 1 BB: 0 P: 20		1B: 6 2B: 1 3B: 0 HR: 0 SF: 0 SAC: 1 DP: 0 HBP: 1		WP: 1 PB: 0 SB: 2 CS: 0 PA: 37		

BOTTOM

Texas Rangers @ Atlanta Braves

Turner Field, Atlanta, GA

Sun Jun 19 2011, 1:39 PM - 5:12 PM EDT

Att. 34,599 - Partly Cloudy - 88 F

livebaseballscorecards.com

AB	31
R	4
H	7
RBI	3
BB	3
SO	5
LOB	17

PITCHER		IP	WLS	BF	H	R	ER	SO	BB	IBB	HBP	BLK	WP	HR	S	P	ERA	WHIP
41 Alexi Ogando, R ERA: 2.66	(1, 1)	5.0	L	24	5	3	1	3	1	0	1	0	1	0	67	104	1.80	1.200
44 Michael Kirkman, L ERA: 6.5	(6, 1)	1.1		6	0	1	1	1	2	0	0	0	0	0	21	38	6.75	1.500
53 Arthur Rhodes, L ERA: 4.67	(7, 1)	0.1		2	1	0	0	0	0	0	0	0	0	0	7	10	0.00	3.000
22 Yoshinori Tateyama, R ERA: 3.77	(7, 1)	0.1		1	0	0	0	0	0	0	0	0	0	0	3	4	0.00	0.000
47 Dave Bush, R ERA: 4.59	(8, 1)	1.0		4	1	0	0	1	0	0	0	0	0	0	15	20	0.00	1.000

PITCHER	IP	WLS	BF	H	R	ER	SO	BB	IBB	HBP	BLK	WP	HR	S	P	ERA	WHIP

Toronto Blue Jays @ Atlanta Braves

Turner Field, Atlanta, GA

Mon Jun 20 2011, 7:11 PM - 9:32 PM EDT

Att. 22,937 - Clear - 90 F

TOP

livebaseballscorecards.com

Batter	1	2	3	4	5	6	7	8	9	AB	R	H	RBI	BB	SO	LOB
5 Yunel Escobar, R (1, 6) OBP: 0.356, SLG: 0.425	X FF 92 0-0 ① G6-3		X SI 91 0-0 ② G6-3			B FF 92 B FC 86 X SI 92 2-0 ② G6-3			B SI 91 C SI 91 X FC 87 1-1 1-2 1B	4	0	1	0	0	0	0
16 Corey Patterson, L (1, 7) OBP: 0.297, SLG: 0.402	C SI 91 B SI 91 F SI 92 B SI 92 F CU 78 S SI 92 2-3 ② K		B FF 91 X SI 92 1-0 ③ G1-3			B FS 82 F SI 92 B FS 83 S FS 83 X SI 92 2-2 ③ G6-3			C FF 96 2 SAFE L FF 96 B FF 97 B KC 86 S KC 87 2-3 ① K	4	0	0	0	0	2	2
19 José Bautista, R (1, 9) OBP: 0.476, SLG: 0.657	B SI 92 S FS 83 B SI 92 F SI 92 B SI 92 X SI 93 3-2 ③ G4-3			C SI 90 C SI 92 X FF 87 0-2 ① G6-3			B CU 76 C CU 76 T FC 86 S FC 86 1-3 ① K		D FF 97 C FF 96 C KC 87 C FF 97 1-3 ② K	4	0	0	0	0	2	2
26 Adam Lind, L (1, 3) OBP: 0.369, SLG: 0.605		B SI 91 S SI 91 B SI 91 S FS 83 X SI 92 2-2 E3 9 1B		C CU 77 F FS 83 C SI 93 0-3 ② K			B SI 92 X SI 92 1-0 ② G6-3		S KC 87 D KC 88 B FF 97 S KC 87 F FF 98 S SI 98 2-3 ③ K	4	0	0	0	0	2	2
2 Aaron Hill, R (1, 4) OBP: 0.284, SLG: 0.344		C SI 91 S FC 85 B SI 91 B FC 85 B SI 92 S FC 86 3-3 ① K		C SI 92 F FS 82 S FC 86 0-3 ③ K			X FC 86 0-0 ③ G5-3			3	0	0	0	0	2	1
9 J.P. Arencibia, R (1, 2) OBP: 0.282, SLG: 0.451		X FF 92 0-0 1-2 1B			C SI 91 B SI 92 F SI 92 S FC 86 1-3 ① K			F SI 90 B SI 91 S CU 77 B FS 80 X SI 92 2-2 ① G6-3		3	0	1	0	0	1	0
11 Rajai Davis, R (1, 8) OBP: 0.271, SLG: 0.353		X CU 77 0-0 ② P3			C FC 85 S FC 85 B FC 86 F SI 92 B SI 92 B FC 87 S FC 86 3-3 ② K			B SI 92 C SI 92 F SI 92 X FC 86 1-2 ② G6-3		3	0	0	0	0	1	2
28 Jayson Nix, R (1, 5) OBP: 0.253, SLG: 0.321 10 Edwin Encarnación, R (8, PH) OBP: 0.292, SLG: 0.370 47 Luis Perez, L (8, 1) 57 Shawn Camp, R (8, 1)		C SI 92 S FC 87 D FC 86 X SI 92 1-2 ③ F9			F SI 92 X SI 91 0-1 ③ G5-3			C SI 91 B FC 87 X FC 85 1-1 ③ G4-3		2 1 0 0	0 0 0 0	0 0 0 0	0 0 0 0	0 0 0 0	0 0 0 0	2 0 0 0
24 Ricky Romero, R (1, 1) 18 Mike McCoy, R (8, 5) OBP: 0.333, SLG: 0.313			X SI 90 0-0 ① G6-3			C SI 90 B SI 92 B FC 84 F SI 92 F SI 91 S FC 84 2-3 ① K			B SI 89 B SI 91 B SI 90 B SI 89 4-0 5 1B BB	2 0	0 0	0 0	0 0	0 1	1 0	0 0
Inning Stats	R: 0 E: 0 K: 1 S: 8 H: 0 LOB: 0 BB: 0 P: 13	R: 0 E: 1 K: 1 S: 11 H: 1 LOB: 2 BB: 0 P: 17	R: 0 E: 0 K: 0 S: 3 H: 0 LOB: 0 BB: 0 P: 4	R: 0 E: 0 K: 2 S: 9 H: 0 LOB: 0 BB: 0 P: 9	R: 0 E: 0 K: 2 S: 9 H: 0 LOB: 0 BB: 0 P: 13	R: 0 E: 0 K: 1 S: 8 H: 0 LOB: 0 BB: 0 P: 14	R: 0 E: 0 K: 1 S: 5 H: 0 LOB: 0 BB: 0 P: 7	R: 0 E: 0 K: 0 S: 8 H: 0 LOB: 0 BB: 0 P: 12	R: 0 E: 0 K: 3 S: 12 H: 1 LOB: 2 BB: 1 P: 22	1B: 2 2B: 0 3B: 0 HR: 0 SF: 0 SAC: 0 DP: 0 HBP: 0						

	AB	30
	R	0
	H	2
	RBI	0
	BB	1
	SO	11
	LOB	11

WP: 0 PB: 0 SB: 0 CS: 0 PA: 31

PITCHER		IP	WLS	BF	H	R	ER	SO	BB	IBB	HBP	BLK	WP	HR	S	P	ERA	WHIP
15 Tim Hudson, R ERA: 3.73	(1, 1)	8.0	W	28	2	0	0	8	1	0	0	0	0	0	63	96	0.00	0.375
46 Craig Kimbrel, R ERA: 2.92	(9, 1)	1.0	S	3	0	0	0	3	0	0	0	0	0	0	10	15	0.00	0.000

PITCHER		IP	WLS	BF	H	R	ER	SO	BB	IBB	HBP	BLK	WP	HR	S	P	ERA	WHIP

Batter	1	2	3	4	5	6	7	8	9	AB	R	H	RBI	BB	SO	LOB
1 Jordan Schafer, L (1, 8) OBP: 0.306, SLG: 0.299	C FF 92 C SI 94 F CU 80 B FF 94 X CU 79 1-2 2 CS 1B		C FF 93 X SI 93 0-1 ② B1-3		B FF 93 C FF 94 F FF 93 F FF 95 T CU 80 1-2 ③ K		C FF 95 F FF 96 X FF 96 0-2 ③ F8			4	0	1	0	0	1	0
2 Alex Gonzalez, R (1, 6) OBP: 0.287, SLG: 0.382	C SI 93 B FF 94 1 SAFE X SI 94 1-1 ①② G6-3 1-2		F CH 87 B SI 93 X FF 93 1-1 ③ F7			B FF 93 B FF 94 B FF 93 C FF 92 X FF 93 3-1 26 G5-3 2B		B FF 93 B FF 93 F FF 93 B SI 92 B FF 94 4-1 22 FC3-6 BB		3	0	1	0	1	0	1
22 Jason Heyward, L (1, 9) OBP: 0.317, SLG: 0.395	C FF 96 F FF 95 B CU 79 B FF 95 X SI 88 2-2 2B			B CU 77 X FF 93 1-0 ① G3-1		B FF 95 B SI 94 B FF 93 C FF 94 X FF 94 3-1 ① G5-3		B SI 94 B SI 93 C SI 94 X SI 94 2-1 ① FC3-6 26 S 1-2f		4	0	1	0	0	0	2
5 Freddie Freeman, L (1, 3) OBP: 0.335, SLG: 0.420	C SI 94 B FF 93 S SI 94 S CU 80 1-3 ③ K			C SI 92 B FF 93 X FF 93 1-1 ② F9		B FF 95 F FF 94 H CU 77 2-1 HBP		1 SAFE 1 SAFE 1 SAFE S SI 92 F FF 93 B SL 83 S SI 93 1-3 ② K		3	0	0	0	0	2	2
26 Dan Uggla, R (1, 4) OBP: 0.243, SLG: 0.324		S SI 92 S CH 86 B CH 86 B SI 94 S SI 88 2-3 ① K		S SI 93 X FF 93 0-1 8 BB 1B		B FF 91 D CH 85 X FF 93 2-0 ②③ G5-3 2-3f		1 SAFE B CH 84 1 SAFE S CH 83 1 SAFE S SL 79 B SL 79 X SL 80 2-2 ③ F7 1-2		4	0	1	0	0	1	3
8 David Ross, R (1, 2) OBP: 0.411, SLG: 0.551		X SI 93 0-0 ② G6-3		B FF 92 D CH 85 1 SAFE D SI 93 F FF 92 C FF 92 B CH 86 4-2 1-2 BB			B FF 89 S FF 91 X SI 91 1-1 E6 13 G3 24 FC6-2 1B			2	0	1	0	1	0	0
13 Nate McLouth, L (1, 7) OBP: 0.335, SLG: 0.337		B FF 93 B SI 93 B FF 92 B FF 92 4-0 24 S BB		F FF 94 B SI 93 B SI 92 D FF 93 X FF 94 3-1 ③ F7			B FF 91 F FF 91 X SI 91 1-1 ① G3 2-3			2	0	0	0	1	0	3
24 Diory Hernandez, R (1, 5) OBP: 0.212, SLG: 0.333		B SI 93 S CH 84 S CH 85 D CU 78 D CH 83 X CH 85 3-2 ③ G4-3 1-2			X SI 91 0-0 ① G6-3		X SI 93 0-0 ② FC6-2 15 HR 3-H			3	1	0	0	0	0	2
15 Tim Hudson, R (1, 1) OBP: 0.133, SLG: 0.179 46 Craig Kimbrel, R (9, 1)			C FC 92 S CH 85 B CH 86 X SI 92 1-2 ① G1-3		F SI 92 B FF 93 F FF 93 F FF 93 B CU 77 F CH 86 S CH 86 2-3 ② K		X FF 94 0-0 1-H HR			3 0	1 0	1 0	2 0	0 0	1 0	0 0
Inning Stats	R: 0 E: 0 K: 1 S: 12 H: 2 LOB: 1 BB: 0 P: 17	R: 0 E: 0 K: 1 S: 7 H: 0 LOB: 1 BB: 1 P: 16	R: 0 E: 0 K: 0 S: 7 H: 0 LOB: 0 BB: 0 P: 9	R: 0 E: 0 K: 0 S: 9 H: 1 LOB: 2 BB: 1 P: 18	R: 0 E: 0 K: 2 S: 10 H: 0 LOB: 0 BB: 0 P: 13	R: 0 E: 0 K: 0 S: 6 H: 1 LOB: 1 BB: 0 P: 16	R: 2 E: 1 K: 0 S: 9 H: 2 LOB: 0 BB: 0 P: 11	R: 0 E: 0 K: 1 S: 9 H: 0 LOB: 1 BB: 1 P: 18		1B: 3 2B: 2 3B: 0 HR: 1 SF: 0 SAC: 0 DP: 1 HBP: 1			WP: 0 PB: 0 SB: 2 CS: 1 PA: 32	

PITCHER		IP	WLS	BF	H	R	ER	SO	BB	IBB	HBP	BLK	WP	HR	S	P	ERA	WHIP
24 Ricky Romero, L ERA: 2.98	(1, 1)	7.0	L	28	6	2	2	4	2	0	1	0	0	1	60	100	2.57	1.143
47 Luis Perez, L ERA: 3.8	(8, 1)	0.2		3	0	0	0	1	1	0	0	0	0	0	6	13	0.00	1.500
57 Shawn Camp, R ERA: 4.13	(8, 1)	0.1		1	0	0	0	0	0	0	0	0	0	0	3	5	0.00	0.000

PITCHER	IP	WLS	BF	H	R	ER	SO	BB	IBB	HBP	BLK	WP	HR	S	P	ERA	WHIP

BOTTOM

Toronto Blue Jays @ Atlanta Braves

Turner Field, Atlanta, GA

Mon Jun 20 2011, 7:11 PM - 9:32 PM EDT

Att. 22,937 - Clear - 90 F

livebaseballscorecards.com

AB	28
R	2
H	6
RBI	2
BB	3
SO	5
LOB	13

Batter	1	2	3	4	5	6	7	8	9	AB	R	H	RBI	BB	SO	LOB
5 Yunel Escobar, R (1, 6) OBP: 0.354, SLG: 0.426	C FF 92 L SL 86 B FF 92 B CH 85 S CH 86 2-3 K		B SL 86 B FF 93 X CH 86 2-0 16 G4-3 2B		C CH 83 C FF 92 B FF 92 F CH 84 B CH 86 B FF 92 X FF 90 3-2 G4-3			B SI 92 C FF 93 F SL 86 B SL 87 X SI 93 2-2 G6-3		4	0	1	0	0	1	0
16 Corey Patterson, L (1, 7) OBP: 0.297, SLG: 0.405 20 Juan Rivera, R (8, PH) OBP: 0.313, SLG: 0.362 (8, 7)	X FF 92 0-0 26 1B 2B		B FF 92 S CH 85 B SL 86 S FF 92 F CH 85 B SL 86 X FF 91 3-2 G4-3 2-3		C FF 90 F FF 91 S FF 92 0-3 K			B SI 93 C SL 87 B SL 86 B SI 93 X SI 93 3-1 G6-3		3 1	1 0	1 0	0 0	0 0	1 0	1 0
19 José Bautista, R (1, 9) OBP: 0.470, SLG: 0.645	B FF 92 X CH 86 1-0 F7		C CH 85 B CH 86 X SL 86 1-1 F8		B FF 92 B CH 84 C FF 91 B FF 91 X FF 91 3-1 F8			B SI 93 X SI 93 1-0 G5-3		4	0	0	0	0	0	2
26 Adam Lind, L (1, 3) OBP: 0.371, SLG: 0.603	B FF 88 X FF 90 1-0 2-H 1B			B SL 85 S CH 84 B FF 93 X SL 85 2-1 8 2B 1B		S CH 84 S FF 92 F FF 93 B FF 92 B FF 94 F CH 86 X CH 86 2-2 F9			C SI 96 B SI 95 B FF 95 S SI 94 X SI 95 2-2 G3-1	4	0	2	1	0	0	0
2 Aaron Hill, R (1, 4) OBP: 0.280, SLG: 0.338	C FF 92 X CH 85 0-1 G4-3			S CH 84 C CH 82 C FF 91 0-3 K		C FF 92 X CH 85 0-1 G3			X SI 96 0-0 G1-3	4	0	0	0	0	1	2
8 José Molina, R (1, 2) OBP: 0.383, SLG: 0.458		C FF 91 S FF 92 S FF 92 0-3 K		X FF 91 0-0 1-3 2B		B SL 86 B FF 91 C FF 91 F FF 91 S FF 92 2-3 K			B SI 96 X FF 96 1-0 G6-3	4	0	1	0	0	2	0
11 Rajai Davis, R (1, 8) OBP: 0.267, SLG: 0.348		X FF 92 0-0 L9		C FF 92 F CH 86 B FF 92 S CH 86 1-3 K			S FF 90 S CH 84 X CH 85 0-2 G5-3			3	0	0	0	0	1	2
18 Mike McCoy, R (1, 5) OBP: 0.333, SLG: 0.304		B FF 92 C FF 91 X CH 85 1-1 G1-3		I IN 74 I IN 74 I IN 71 I IN 72 4-0 IBB			C FF 90 X FF 91 0-1 F8			2	0	0	0	1	0	0
56 Zach Stewart, R (1, 1) 34 Marc Rzepczynski, L (4, 1) 10 Edwin Encarnación, R (7, PH) OBP: 0.290, SLG: 0.368 54 Jason Frasor, R (7, 1) 29 Octavio Dotel, R (8, 1)			B FF 92 F FF 89 C FF 91 C CH 85 1-3 K	F CH 83 C CH 86 F FF 93 S CH 85 0-3 K			C CH 85 F CH 85 B FF 91 B FF 91 X FF 91 2-2 F9			2 0 1 0 0	0 0 0 0 0	0 0 0 0 0	0 0 0 0 0	2 0 0 0 0	3 0 0 0 0
Inning Stats	R: 1 E: 0 K: 1 S: 8 H: 2 LOB: 1 BB: 0 P: 12	R: 0 E: 0 K: 1 S: 6 H: 0 LOB: 0 BB: 0 P: 7	R: 0 E: 0 K: 1 S: 10 H: 1 LOB: 1 BB: 0 P: 17	R: 0 E: 0 K: 3 S: 13 H: 2 LOB: 3 BB: 1 P: 20	R: 0 E: 0 K: 1 S: 9 H: 0 LOB: 0 BB: 0 P: 15	R: 0 E: 0 K: 1 S: 10 H: 0 LOB: 0 BB: 0 P: 14	R: 0 E: 0 K: 0 S: 8 H: 0 LOB: 0 BB: 0 P: 10	R: 0 E: 0 K: 0 S: 6 H: 0 LOB: 0 BB: 0 P: 12	R: 0 E: 0 K: 0 S: 5 H: 0 LOB: 0 BB: 0 P: 8	1B: 2 2B: 3 3B: 0 HR: 0	SF: 0 SAC: 0 DP: 0 HBP: 0					

TOP

Toronto Blue Jays @ Atlanta Braves

Turner Field, Atlanta, GA

Tue Jun 21 2011, 7:13 PM - 9:33 PM EDT

Att. 26,849 - Partly Cloudy - 90 F

livebaseballscorecards.com

AB	32
R	1
H	5
RBI	1
BB	1
SO	8
LOB	10

PITCHER		IP	WLS	BF	H	R	ER	SO	BB	IBB	HBP	BLK	WP	HR	S	P	ERA	WHIP
36 Mike Minor, L ERA: 4.59	(1, 1)	7.0	W	27	5	1	1	8	0	1	0	0	0	0	64	95	1.29	0.714
34 Eric O'Flaherty, L ERA: 1.34	(8, 1)	1.0		3	0	0	0	0	0	0	0	0	0	0	6	12	0.00	0.000
39 Jonny Venters, L ERA: 0.58	(9, 1)	1.0		3	0	0	0	0	0	0	0	0	0	0	5	8	0.00	0.000

PITCHER	IP	WLS	BF	H	R	ER	SO	BB	IBB	HBP	BLK	WP	HR	S	P	ERA	WHIP

BOTTOM

Toronto Blue Jays @ Atlanta Braves

Turner Field, Atlanta, GA

Tue Jun 21 2011, 7:13 PM - 9:33 PM EDT

Att. 26,849 - Partly Cloudy - 90 F

livebaseballscorecards.com

Batter	1	2	3	4	5	6	7	8	9	AB	R	H	RBI	BB	SO	LOB
1 Jordan Schafer, L (1, 8) OBP: 0.313, SLG: 0.300	B FF 89 B SI 89 B FF 90 C FF 87 B FF 88 4-1 22 1B 10 SF8 BB	C FF 92 F FF 91 1 SAFE X FF 92 0-2 ③ L8		B FF 90 C FF 91 F SI 92 X SI 92 1-2 10 G3-1 22 1B 2-3 1B		X SI 91 0-0 ② B5-3				3	1	1	0	1	0	1
22 Jason Heyward, L (1, 9) OBP: 0.321, SLG: 0.398	B FF 89 1 SAFE B FF 91 1 SAFE B FF 89 C FF 88 X FF 89 3-1 16 CS 1-3 1B		C FF 91 B FF 91 C SI 91 X SL 86 1-2 ① P6	1 SAFE F FF 92 B FF 92 1 SAFE X FF 93 1-1 10 G3-1 1-2 3-H 1B		C SL 84 B SL 84 S SL 84 X SL 85 1-2 ③ G6-3				4	0	2	1	0	0	0
10 Chipper Jones, S (1, 5) OBP: 0.359, SLG: 0.445	1 SAFE B FF 92 X CU 76 1-0 ① SF8 3-H		X CU 78 0-0 16 HR 1B	C SI 92 B FF 92 X SL 86 1-1 ② G3-1 1-2 2-3			S FF 93 B CH 87 F FF 92 B FF 94 C FF 94 2-3 ① K			3	1	1	1	0	1	2
16 Brian McCann, L (1, 2) OBP: 0.379, SLG: 0.510	1 SAFE B FF 92 B CH 84 B FF 89 C FF 90 C FF 88 F CU 75 F SI 88 F SI 88 3-2 ② X FF 88 5 1B 1-2 1B		B SI 89 B FF 92 F FF 89 S FF 92 X FF 91 2-2 1-H HR	I I IN 73 I IN 72 I IN 74 4-0 IBB			C FF 94 C SL 84 X FF 95 0-2 ② F8			3	1	2	2	1	0	0
5 Freddie Freeman, L (1, 3) OBP: 0.337, SLG: 0.419	B CH 83 S CU 75 X CU 77 1-1 26 FC6-4 1-2 1B		C CU 78 B CH 84 B CU 79 F SI 90 B SL 84 B SL 83 4-2 26 FC6-5 26 WP BB	S SI 92 F SI 92 S SL 85 0-3 ③ K			C SL 85 F FF 94 B FF 94 C FF 94 1-3 ③ K			3	0	1	0	1	2	3
26 Dan Uggla, R (1, 4) OBP: 0.240, SLG: 0.319	C FF 90 X FF 91 0-1 ③ FC6-4 1-2f		B SL 84 X FF 91 1-0 ② FC6-5 2 2B 1-3		X SI 91 0-0 ① G4-3			B FC 92 C FF 91 B FC 91 S FF 91 B FF 93 F FF 91 F FC 90 X FF 90 3-2 ① F8		4	1	0	0	0	0	3
2 Alex Gonzalez, R (1, 6) OBP: 0.290, SLG: 0.387		X FF 90 0-0 ① F9	C FF 91 1 SAFE X SI 91 0-1 ③ 1-H 2B		C SI 91 F CH 84 B SI 92 B SI 91 F SL 86 F SI 92 X CH 85 2-2 ② G1-3			F FF 92 F SL 81 X SL 83 0-2 1B		4	0	2	1	0	0	0
13 Nate McLouth, L (1, 7) OBP: 0.333, SLG: 0.335		C FF 88 C CU 76 X SI 91 0-2 1B		C CU 75 F FF 91 B SL 84 C SL 84 1-3 ① K	S SL 84 B SL 84 B SI 92 B SL 85 X SI 92 3-1 ③ F7			1 SAFE C FC 92 X FF 91 0-1 ② P6		4	0	1	0	0	1	1
36 Mike Minor, R (1, 1) 34 Eric O'Flaherty, L (8, 1) 20 Eric Hinske, L (8, PH) OBP: 0.292, SLG: 0.437 39 Jonny Venters, L (9, 1)		C FF 90 1 SAFE C SI 90 1 SAFE L FF 91 0-3 ② K		B FF 92 B SI 91 X FF 91 2-0 1 1B 22 1B 2B		C SI 91 S SI 91 T SL 85 0-2 ① K		B FC 92 B CU 79 B FC 92 C FF 92 F FC 92 S FF 90 3-3 ③ K		3 0 1 0	1 0 0 0	1 0 0 0	0 0 0 0	0 0 1 0	2 0 0 0	1 0 1 0
Inning Stats	R: 1 E: 0 K: 0 S: 14 H: 3 LOB: 2 BB: 1 P: 26	R: 0 E: 0 K: 1 S: 10 H: 1 LOB: 1 BB: 0 P: 10	R: 3 E: 0 K: 0 S: 12 H: 3 LOB: 1 BB: 1 P: 20	R: 1 E: 0 K: 2 S: 14 H: 3 LOB: 3 BB: 1 P: 24	R: 0 E: 0 K: 0 S: 8 H: 0 LOB: 0 BB: 0 P: 13	R: 0 E: 0 K: 1 S: 7 H: 0 LOB: 0 BB: 0 P: 8	R: 0 E: 0 K: 2 S: 9 H: 0 LOB: 0 BB: 0 P: 12	R: 0 E: 0 K: 1 S: 13 H: 1 LOB: 1 BB: 0 P: 19		1B: 8 2B: 2 3B: 0 HR: 1 SF: 1 SAC: 0 DP: 0 HBP: 0						

	AB	R	H	RBI	BB	SO	LOB
Totals	**32**	**5**	**11**	**5**	**3**	**7**	**12**

WP: 1 PA: 36
PB: 0
SB: 0
CS: 1

PITCHER		IP	WLS	BF	H	R	ER	SO	BB	IBB	HBP	BLK	WP	HR	S	P	ERA	WHIP
56 Zach Stewart, R ERA: 5.91	(1, 1)	3.2	L	22	10	5	5	2	2	1	0	0	1	1	47	77	12.27	3.273
34 Marc Rzepczynski, L ERA: 3.23	(4, 1)	2.1		7	0	0	0	2	0	0	0	0	0	0	18	24	0.00	0.000
54 Jason Frasor, R ERA: 2.73	(7, 1)	1.0		3	0	0	0	2	0	0	0	0	0	0	9	12	0.00	0.000
29 Octavio Dotel, R ERA: 4.43	(8, 1)	1.0		4	1	0	0	1	0	0	0	0	0	0	13	19	0.00	1.000

PITCHER	IP	WLS	BF	H	R	ER	SO	BB	IBB	HBP	BLK	WP	HR	S	P	ERA	WHIP

Toronto Blue Jays @ Atlanta Braves

Turner Field, Atlanta, GA

Wed Jun 22 2011, 1:09 PM - 3:47 PM EDT

Att. 23,152 - Partly Cloudy - 88 F

TOP

livebaseballscorecards.com

Batter	1	2	3	4	5	6	7	8	9	AB	R	H	RBI	BB	SO	LOB
5 Yunel Escobar, R (1, 6) OBP: 0.353, SLG: 0.424	C FF 92 S SL 82 F SL 81 X SL 83 0-2 16 S 1B		B FF 91 X FF 92 1-0 ① F9		B CH 82 C FF 92 S SL 84 B CH 83 B SL 81 F SL 84 X FF 92 3-2 ② P3			B SI 93 X SI 94 1-0 ① G5-3		4	0	1	0	0	0	0
16 Corey Patterson, L (1, 8) OBP: 0.294, SLG: 0.400 11 Rajai Davis, R (8, PH) OBP: 0.271, SLG: 0.351 (8, 8)	C FF 91 1 SAFE B FF 91 B CH 82 F FF 92 F FF 92 S FF 93 2-3 ① K 1-2		C CH 79 S FF 92 S FF 93 0-3 ② K		C CH 78 B CH 78 S CH 79 S FF 93 1-3 ③ K			C SI 95 X SI 94 0-1 26 G3 19 BB 1B		3 1	0 0	0 1	0 0	0 0	3 0	1 0
19 José Bautista, R (1, 9) OBP: 0.470, SLG: 0.654	C FF 92 F FF 92 D CU 76 2 SAFE D SL 84 S SL 83 2-3 ② K		B FF 93 X FF 93 1-0 HR			C FF 92 B FF 91 X FF 92 1-1 ① P6		C SI 95 B SL 86 F SL 85 F SI 96 B SL 84 B SL 84 B SI 94 4-2 26 G3 1-2 BB		3	1	1	1	1	1	1
26 Adam Lind, L (1, 3) OBP: 0.369, SLG: 0.594	C CU 74 F FF 92 B FF 93 S SL 83 1-3 ③ K		F CH 80 F SL 80 F FF 92 B CU 75 S SL 81 1-3 ③ K			B CU 73 B CH 80 B FF 90 C FF 90 B FF 90 4-1 20 G5-4-3 BB		X SI 94 0-0 ② G3 1-2 2-3		3	0	0	0	1	2	3
20 Juan Rivera, R (1, 7) OBP: 0.316, SLG: 0.362		B FF 90 F FF 90 S FF 92 X FF 93 1-2 2 WP 1B		C FF 90 X FF 90 0-1 ① P4		B FF 90 S SL 83 B FF 90 B FF 90 B FF 90 X FF 90 3-1 ②③ G5-4-3 1-2f		S SL 85 F SL 96 D SL 86 B SI 96 D SL 87 B SI 96 4-2 BB		3	0	1	0	1	0	1
9 J.P. Arencibia, R (1, 2) OBP: 0.281, SLG: 0.447		X FF 92 0-0 ① F8		F FF 91 S SL 82 B FF 93 S SL 82 1-3 ② K			C FF 93 B SL 83 B SL 80 F FF 91 F FF 95 F FF 93 X SL 82 2-2 10 L1-4-3 1B	D SI 96 F SI 95 S SI 95 S SI 96 1-3 ③ K		4	0	1	0	0	2	4
2 Aaron Hill, R (1, 4) OBP: 0.283, SLG: 0.338		C FF 91 B SL 83 B SL 82 B SL 81 B FF 92 4-1 1-2 BB		B CU 73 C CH 79 B CH 79 B FF 91 F FF 90 F FF 91 X FF 91 3-2 1B			B FF 93 F FF 93 B FF 93 B FF 94 X FF 93 3-1 ① L7		B FF 94 C FF 94 C KC 85 B KC 86 X FF 96 2-2 ① F8	3	0	1	0	1	0	1
28 Jayson Nix, R (1, 5) OBP: 0.250, SLG: 0.316 10 Edwin Encarnación, R (7, PH) OBP: 0.287, SLG: 0.364 (7, 5)		F FF 91 C FF 91 D SL 81 B CU 74 S FF 91 2-3 ② K		F FF 90 S SL 82 D SL 82 1 SAFE B SL 82 C CU 73 2-3 ③ K			F FF 94 S SL 81 X FF 94 0-2 ② L1-4-3 1-2		C FF 95 F FF 94 B FF 95 F KC 86 B KC 87 X FF 95 2-2 ② F9	2 2	0 0	0 0	0 0	0 0	2 0	3 1
37 Jo-Jo Reyes, L (1, 1) OBP: 0.250, SLG: 0.250 57 Shawn Camp, R (6, 1) 8 José Molina, R (7, PH) OBP: 0.379, SLG: 0.452 60 Jon Rauch, R (7, 1) 47 Luis Perez, L (8, 1) 6 John McDonald, R (9, PH) OBP: 0.250, SLG: 0.300		C FF 92 B FF 92 S FF 92 S FF 92 1-3 ③ K			C FF 92 B FF 92 F FF 92 S FF 93 1-3 ① K		S SL 82 C FF 93 D SL 82 S SL 82 1-3 ③ K		B FF 95 C FF 94 C FF 95 X FF 96 1-2 ③ P4	2 0 1 0 0 1	0 0 0 0 0 0	0 0 0 0 0 0	0 0 0 0 0 0	2 0 1 0 0 0	2 0 1 0 0 0	2 0 1 0 0 0
Inning Stats	R: 0 E: 0 K: 3 S: 14 H: 1 LOB: 1 BB: 0 P: 19	R: 0 E: 0 K: 2 S: 11 H: 1 LOB: 2 BB: 1 P: 19	R: 1 E: 0 K: 2 S: 9 H: 1 LOB: 0 BB: 0 P: 12	R: 0 E: 0 K: 2 S: 12 H: 1 LOB: 1 BB: 0 P: 18	R: 0 E: 0 K: 2 S: 10 H: 0 LOB: 0 BB: 0 P: 15	R: 0 E: 0 K: 0 S: 5 H: 0 LOB: 0 BB: 1 P: 13	R: 0 E: 0 K: 1 S: 13 H: 1 LOB: 1 BB: 0 P: 19	R: 0 E: 0 K: 1 S: 12 H: 1 LOB: 3 BB: 2 P: 22	R: 0 E: 0 K: 0 S: 10 H: 0 LOB: 0 BB: 0 P: 15	1B: 5 2B: 0 3B: 0 HR: 1		SF: 0 SAC: 0 DP: 1 HBP: 0			WP: 1 PB: 0 SB: 1 CS: 0	PA: 36

	AB	32
	R	1
	H	6
	RBI	1
	BB	4
	SO	13
	LOB	18

PITCHER		IP	WLS	BF	H	R	ER	SO	BB	IBB	HBP	BLK	WP	HR	S	P	ERA	WHIP
37 Brandon Beachy, R ERA: 3.22	(1, 1)	6.0	W	23	4	1	1	11	2	0	0	0	1	1	61	96	1.50	1.000
19 Scott Linebrink, R ERA: 3.56	(7, 1)	1.0	H	4	1	0	0	1	0	0	0	0	0	0	13	19	0.00	1.000
39 Jonny Venters, L ERA: 0.57	(8, 1)	1.0		6	1	0	0	1	2	0	0	0	0	0	12	22	0.00	3.000
46 Craig Kimbrel, R ERA: 2.84	(9, 1)	1.0		3	0	0	0	0	0	0	0	0	0	0	10	15	0.00	0.000

PITCHER	IP	WLS	BF	H	R	ER	SO	BB	IBB	HBP	BLK	WP	HR	S	P	ERA	WHIP

Batter	1	2	3	4	5	6	7	8	9	AB	R	H	RBI	BB	SO	LOB
1 Jordan Schafer, L (1, 8) OBP: 0.310, SLG: 0.308	B FF 90 C SI 90 X SI 90 1-1 2B	C SI 91 F SI 92 D SI 92 D FF 87 X FF 92 2-2 ③ L3			M SI 89 S SL 84 B FF 91 F SL 85 F FF 92 X SL 85 1-2 ① L8		F FF 91 B FF 90 B FF 90 F CH 84 X FF 91 2-2 ② F9			4	0	1	0	0	0	1
22 Jason Heyward, L (1, 9) OBP: 0.325, SLG: 0.393	S FF 88 S SL 84 B SL 84 F FF 90 S SL 85 1-3 ① K		S B SI 92 B SI 92 B FF 91 B FF 91 4-1 16 WP 16 HR BB		B FF 92 B FF 90 B FF 91 B FF 91 4-0 BB		C CH 85 B CH 85 C SL 86 S CU 74 1-3 ③ K			2	1	0	0	2	2	1
10 Chipper Jones, S (1, 5) OBP: 0.354, SLG: 0.438	B FF 90 X FF 90 1-0 ② P4		F SI 92 X FF 92 0-1 ① F8		B CH 83 X SI 91 1-0 ② F9			C FF 94 B SI 92 B SI 94 C SI 92 X SI 94 2-2 ① G5-3		4	0	0	0	0	0	3
16 Brian McCann, L (1, 2) OBP: 0.380, SLG: 0.523	C FF 90 2 SAFE X FF 87 0-1 ③ G1-3		B FF 91 B SL 86 S FF 90 X SL 84 2-1 1-H HR		1 SAFE L SI 91 X SI 90 0-1 ③ B1-3			B SI 93 F SI 92 X SI 93 1-1 1B		4	1	2	2	0	0	2
5 Freddie Freeman, L (1, 3) OBP: 0.336, SLG: 0.416		B FF 89 S FF 91 B SL 84 F FF 90 B SL 86 X SL 86 3-2 26 HR 1B	B SI 92 F FF 92 B FF 91 B SI 93 X FF 91 3-1 ② G5-3		B FF 89 C SI 90 F SI 90 B FF 88 B SI 91 S SI 92 3-3 ① K			B SI 92 F SI 91 B SI 90 X SI 92 2-1 ② F7		4	1	1	0	0	1	1
26 Dan Uggla, R (1, 4) OBP: 0.240, SLG: 0.329		C SI 91 B SI 92 F SI 91 X SI 92 1-2 1-H HR	B FF 91 S FF 90 X FF 91 1-1 ③ G5-3		F SI 86 C SI 88 F SL 78 C CH 83 0-3 ② K			F SI 93 S CH 80 S SL 82 0-3 ③ K		4	1	1	2	0	2	1
13 Nate McLouth, L (1, 7) OBP: 0.328, SLG: 0.330		F SI 92 B FF 91 F SI 91 F FF 91 X SL 85 1-2 ① G4-3		C SI 90 F SI 90 B SL 85 X CU 78 1-2 ① P6	X SI 88 0-0 ③ G3					3	0	0	0	0	0	0
28 Julio Lugo, R (1, 6) OBP: 0.333, SLG: 0.333		C FF 92 X SI 93 0-1 37 SH2-3 1B		X SI 91 0-0 ② G5-3			C FF 89 B FF 89 S SL 84 X FF 90 1-2 ① G4-3			3	0	1	0	0	0	0
37 Brandon Beachy, R (1, 1) 19 Scott Linebrink, R (7, 1) 7 Brooks Conrad, S (7, PH) OBP: 0.375, SLG: 0.511 39 Jonny Venters, L (8, 1) 46 Craig Kimbrel, R (9, 1)		C FF 91 X FF 90 0-1 ② SH2-3 1-2		B SI 91 S SI 91 F FF 90 X FF 90 1-2 ③ G4-3			B CH 83 F FC 90 C SL 83 B CH 84 B CU 73 F FF 90 F FF 91 F FF 90 X FF 89 3-2 HR			1 0 1 0 0	0 0 1 0 0	0 0 1 0 0	0 0 1 0 0	0 0 0 0 0	0 0 0 0 0	0 0 0 0 0
Inning Stats	R: 0 E: 0 K: 1 S: 9 H: 1 LOB: 1 BB: 0 P: 12	R: 2 E: 0 K: 0 S: 17 H: 3 LOB: 1 BB: 0 P: 24	R: 2 E: 0 K: 0 S: 9 H: 1 LOB: 0 BB: 1 P: 19	R: 0 E: 0 K: 0 S: 7 H: 0 LOB: 0 BB: 0 P: 9	R: 0 E: 0 K: 0 S: 8 H: 0 LOB: 1 BB: 1 P: 14	R: 0 E: 0 K: 2 S: 8 H: 0 LOB: 0 BB: 0 P: 11	R: 1 E: 0 K: 1 S: 15 H: 1 LOB: 0 BB: 0 P: 22	R: 0 E: 0 K: 1 S: 10 H: 1 LOB: 1 BB: 0 P: 15		1B: 3 2B: 1 3B: 0 HR: 3	SF: 0 SAC: 1 DP: 0 HBP: 0		WP: 1 PB: 0 SB: 0 CS: 0	PA: 33	

PITCHER		IP	WLS	BF	H	R	ER	SO	BB	IBB	HBP	BLK	WP	HR	S	P	ERA	WHIP
37 Jo-Jo Reyes, L ERA: 4.34	(1, 1)	5.1	L	23	5	4	4	2	2	0	0	0	1	2	53	84	6.75	1.312
57 Shawn Camp, R ERA: 4.05	(6, 1)	0.2		2	0	0	0	1	0	0	0	0	0	0	5	5	0.00	0.000
60 Jon Rauch, R ERA: 4.35	(7, 1)	1.0		4	1	1	1	1	0	0	0	0	0	1	15	22	9.00	1.000
47 Luis Perez, L ERA: 3.63	(8, 1)	1.0		4	1	0	0	1	0	0	0	0	0	0	10	15	0.00	1.000

PITCHER	IP	WLS	BF	H	R	ER	SO	BB	IBB	HBP	BLK	WP	HR	S	P	ERA	WHIP

BOTTOM

Toronto Blue Jays @ Atlanta Braves

Turner Field, Atlanta, GA

Wed Jun 22 2011, 1:09 PM - 3:47 PM EDT

Att. 23,152 - Partly Cloudy - 88 F

livebaseballscorecards.com

AB	30
R	5
H	7
RBI	5
BB	2
SO	5
LOB	9

Atlanta Braves @ San Diego Padres

PETCO Park, San Diego, CA

Fri Jun 24 2011, 10:09 PM - 12:43 AM EDT

Att. 27,227 - Clear - 67 F

TOP

livebaseballscorecards.com

Batter	1	2	3	4	5	6	7	8	9	AB	R	H	RBI	BB	SO	LOB
1 Jordan Schafer, L (1, 8) OBP: 0.300, SLG: 0.296	B SI 91 C SI 89 B SL 86 F SI 90 F CU 78 B SI 91 F FF 91 X SI 92 3-2 F7		C SI 93 C CU 78 S SI 91 0-3 K			B CH 82 B SI 91 C FF 91 X SI 92 2-1 L8		B SI 86 F SI 83 B CH 71 S SI 84 F CH 70 F SI 85 B CH 71 X SI 84 3-2 F8		4	0	0	0	0	1	1
22 Jason Heyward, L (1, 9) OBP: 0.328, SLG: 0.395	X SL 88 0-0 10 1B 1B			C CU 75 B SI 90 F CU 77 B CU 79 B SI 92 F FF 92 S CH 82 3-3 K			B SL 86 C FF 90 F CU 78 B SL 87 B SI 92 X SI 92 3-2 5 HR 1B		B SI 83 C SI 83 F CU 78 B CU 79 S CU 79 2-3 K	4	1	2	0	0	2	0
10 Chipper Jones, S (1, 5) OBP: 0.352, SLG: 0.434	X SI 90 0-0 16 G6-4-3 1-2 1B			F CH 81 X SL 88 0-1 G3-1			C SL 85 C SL 86 B FF 89 B SL 87 S SI 92 2-3 K		F SI 85 B CU 79 B CU 79 X SI 83 2-1 P4	4	0	1	0	0	1	1
16 Brian McCann, L (1, 2) OBP: 0.375, SLG: 0.514	2 SAFE B FF 89 B SL 86 F CH 81 B SI 92 X SI 90 3-1 G6-4-3 1-2f			B CU 77 C SL 88 F SI 91 X CH 82 1-2 G6-3			B FF 90 1 SAFE F SL 86 B SI 89 X CU 77 2-1 F8		C SI 84 C CU 80 X CU 80 0-2 G4-3	4	0	0	0	0	0	3
5 Freddie Freeman, L (1, 3) OBP: 0.336, SLG: 0.427		F SI 90 F SL 86 B FF 92 B CU 78 B CU 78 X SL 88 3-2 G6-3			F SL 86 B CU 78 S CU 77 B SI 91 F SI 91 S SL 86 2-3 K		D CU 75 B SL 85 F CH 80 B SL 86 F SI 90 X SI 91 3-2 1-H HR			3	1	1	2	0	1	0
26 Dan Uggla, R (1, 4) OBP: 0.238, SLG: 0.325 50 Cristhian Martinez, R (7, 1) OBP: 0.250, SLG: 0.500		B SI 93 S SL 88 C SI 92 S CH 81 1-3 K			S CH 82 F CH 81 F SL 88 F SI 93 X CU 79 0-2 G6-3		S SL 86 C SI 92 F CU 79 B FF 91 S CH 80 1-3 K			3 0	0 0	0 0	0 0	0 0	2 0	0 0
2 Alex Gonzalez, R (1, 6) OBP: 0.287, SLG: 0.383		C SI 92 B SI 90 S CH 82 B SI 93 S FF 92 2-3 K			B SI 93 T SI 92 B FF 91 B CH 82 X SI 92 3-1 G6-3			C SI 85 X SL 84 0-1 G5-3		3	0	0	0	0	1	0
13 Nate McLouth, L (1, 7) OBP: 0.328, SLG: 0.326			X SI 91 0-0 G5-3			C FF 90 F CU 77 B SI 93 B SI 92 X SL 87 2-2 G1-3		B SI 87 B SI 85 B SL 79 B SI 84 4-0 BB		2	0	0	0	1	0	0
32 Derek Lowe, R (1, 1) OBP: 0.207, SLG: 0.222 52 George Sherrill, L (6, 1) 56 Jairo Asencio, R (7, 1) 7 Brooks Conrad, S (7, 4) OBP: 0.368, SLG: 0.500			B FF 90 C SL 87 C SI 91 B SL 86 C SI 92 2-3 K			C SI 91 S CU 78 C SI 92 0-3 K		B SI 85 B CH 72 B SI 84 C SI 84 T SI 83 X SI 85 3-2 L3		2 0 0 1	0 0 0 0	0 0 0 0	0 0 0 0	0 0 0 0	2 0 0 0	0 0 0 1
Inning Stats	R: 0 E: 0 K: 0 S: 9 H: 2 LOB: 1 BB: 0 P: 15	R: 0 E: 0 K: 2 S: 9 H: 0 LOB: 0 BB: 0 P: 15	R: 0 E: 0 K: 2 S: 7 H: 0 LOB: 0 BB: 0 P: 9	R: 0 E: 0 K: 1 S: 9 H: 0 LOB: 0 BB: 0 P: 13	R: 0 E: 0 K: 1 S: 11 H: 0 LOB: 0 BB: 0 P: 16	R: 0 E: 0 K: 1 S: 8 H: 0 LOB: 0 BB: 0 P: 12	R: 2 E: 0 K: 2 S: 15 H: 2 LOB: 0 BB: 0 P: 26	R: 0 E: 0 K: 0 S: 10 H: 0 LOB: 1 BB: 1 P: 20	R: 0 E: 0 K: 1 S: 8 H: 0 LOB: 0 BB: 0 P: 12	1B: 3 2B: 0 3B: 0 HR: 1	SF: 0 SAC: 0 DP: 1 HBP: 0			WP: 0 PB: 0 SB: 0 CS: 0	PA: 31		

	AB	30
	R	2
	H	4
	RBI	2
	BB	1
	SO	10
	LOB	6

PITCHER		IP	WLS	BF	H	R	ER	SO	BB	IBB	HBP	BLK	WP	HR	S	P	ERA	WHIP
46 Tim Stauffer, R ERA: 3.09	(1, 1)	7.0	W	24	4	2	2	9	0	0	0	0	0	1	68	106	2.57	0.571
34 Pat Neshek, R ERA: 3.43	(8, 1)	1.0		4	0	0	0	0	1	0	0	0	0	0	10	20	0.00	1.000
44 Josh Spence, L ERA:	(9, 1)	1.0		3	0	0	0	1	0	0	0	0	0	0	8	12	0.00	0.000

PITCHER	IP	WLS	BF	H	R	ER	SO	BB	IBB	HBP	BLK	WP	HR	S	P	ERA	WHIP

Batter	1	2	3	4	5	6	7	8	9	AB	R	H	RBI	BB	SO	LOB
25 Will Venable, L (1, 9) OBP: 0.313, SLG: 0.318	B FC 87 X SI 87 1-0 1 G6-3 8 G6-3 1B		C SL 78 F FC 84 X CH 84 0-2 8 F9 8 S 47 FC6-4 1B		C CH 82 C SL 79 C SI 88 0-3 ② K	C FF 86 X FF 86 0-1 ③ G3	B CH 82 C SL 80 S CH 87 B CH 86 B SL 81 D FF 89 4-2 8 BB BB			4	1	2	0	1	1	2
8 Jason Bartlett, R (1, 6) OBP: 0.320, SLG: 0.312	C SI 86 ① 1 SAFE C SL 79 1 SAFE 1 SAFE X SI 87 0-2 G6-3 1-2		1 SAFE B SI 87 P PO 84 L SI 87 B SL 81 F SI 87 F SI 87 F SI 87 X SL 80 3-2 ① F9 1-3		C SL 81 X SL 80 0-1 ③ G6-3		L9 1-2 BB			4	0	0	0	1	0	2
1 Orlando Hudson, S (1, 4) OBP: 0.354, SLG: 0.321	C SI 88 B FC 86 B FC 86 X SI 88 2-1 ② G6-3 2-3		F CH 83 B FC 86 B SI 87 B CH 82 B SI 87 4-1 47 FC6-4 BB			B SI 87 F CH 83 B SI 87 C SI 88 X SI 88 2-2 ① G1-4-3	0-2 47 2B 1B 1-1 L8			4	1	1	0	1	0	3
47 Ryan Ludwick, R (1, 7) OBP: 0.322, SLG: 0.393	S SL 80 B SI 87 F SL 80 C FC 85 1-3 ③ K		B SI 88 C SL 80 X SI 88 1-1 ② FC6-4 1-2f 3-H			S SL 79 B SL 80 B SL 81 X SI 88 2-1 ② G4-3	B SI 91 1 SAFE S CH 86 B CH 85 X SI 92 2-1 24 3B 1-H 2B	B SI 89 C SI 89 C CH 83 F CH 83 X SI 91 1-2 ① G6-3		5	1	1	2	0	1	2
27 Anthony Rizzo, L (1, 3) OBP: 0.370, SLG: 0.429		B SI 88 B SL 80 X SI 87 2-0 24 G4-3 4 1B 2B	C SI 80 B SL 80 S SL 80 X SL 80 1-2 ③ F9			X SL 80 0-0 24 1B 14 1B 2B	B SI 93 D CH 84 I IN 78 I IN 81 4-0 24 3B IBB	C SI 88 B SI 91 X SL 80 1-1 ② G6-3		4	3	2	0	1	0	1
24 Cameron Maybin, R (1, 8) OBP: 0.321, SLG: 0.401		L SL 78 X SL 80 0-1 ① G4-3 2-3		B SI 87 X SL 80 1-0 ① P3		B SI 87 B SI 88 B SL 80 C SI 88 C SL 81 X SL 80 3-2 4 BB 14 1B 1B 2-3	X SI 92 0-0 14 E 3B 1-H 2-H	B SI 89 F SI 91 F SI 91 X SL 82 1-2 ③ F8		5	2	2	2	0	0	1
4 Nick Hundley, R (1, 2) OBP: 0.310, SLG: 0.343		C SI 88 B SL 80 S SI 88 F SI 88 B SL 81 F SI 88 X CH 84 2-2 3-H 1B		C SI 88 X SI 88 0-1 ② G5-3		B SI 88 B SL 81 B SI 87 C SI 89 B SL 82 4-1 14 1B 46 1B 1-2 BB	B SL 81 S CH 85 C SL 80 B SI 92 F CH 86 T FF 92 2-2 ② K			3	1	1	1	1	1	1
14 Alberto Gonzalez, R (1, 5) OBP: 0.240, SLG: 0.254		C SI 88 D CH 83 B SI 88 X SL 81 2-1 ② P4		C SI 87 B SI 88 X SI 87 1-1 ③ G5-3		X SI 88 0-0 46 E 46 1B 1-2 2-H 3-H 1B	B FF 92 B CH 84 B CH 83 C SI 92 C FF 94 F FF 94 X SL 80 3-2 E4 15 HR 3-H			4	1	1	2	0	0	1
46 Tim Stauffer, R (1, 1) OBP: 0.241, SLG: 0.222 15 Jesus Guzman, R (7, PH) OBP: 0.292, SLG: 0.542 34 Pat Neshek, S (8, 1) 44 Josh Spence, L (9, 1)		C SI 87 B SI 88 S SI 88 C SL 81 1-3 ③ K			B SI 86 B SI 86 C FC 86 C SI 86 F SI 88 X SI 88 2-2 ① G6-3	X SI 88 0-0 E8 1-3 2-H 1B	X FF 92 0-0 1-H HR			3 1 0 0	0 1 0 0	1 1 0 0	1 2 0 0	0 0 0 0	1 0 0 0	1 0 0 0
Inning Stats	R: 0 E: 0 K: 1 S: 9 H: 1 LOB: 1 BB: 0 P: 13	R: 1 E: 0 K: 1 S: 13 H: 2 LOB: 1 BB: 0 P: 20	R: 1 E: 0 K: 0 S: 15 H: 1 LOB: 1 BB: 1 P: 23	R: 0 E: 0 K: 0 S: 5 H: 0 LOB: 0 BB: 0 P: 7	R: 0 E: 0 K: 1 S: 9 H: 0 LOB: 0 BB: 0 P: 11	R: 3 E: 1 K: 0 S: 14 H: 4 LOB: 2 BB: 1 P: 25	R: 6 E: 1 K: 1 S: 22 H: 4 LOB: 2 BB: 3 P: 45	R: 0 E: 0 K: 0 S: 9 H: 0 LOB: 0 BB: 0 P: 12		1B: 7 2B: 3 3B: 1 HR: 1 SF: 0 SAC: 0 DP: 0 HBP: 0						

PITCHER		IP	WLS	BF	H	R	ER	SO	BB	IBB	HBP	BLK	WP	HR	S	P	ERA	WHIP
32 Derek Lowe, R ERA: 4.33	(1, 1)	5.2	L	27	8	5	5	3	2	0	0	0	0	0	63	97	7.94	1.765
52 George Sherrill, L ERA: 2.29	(6, 1)	0.1		1	0	0	0	0	0	0	0	0	0	0	2	2	0.00	0.000
56 Jairo Asencio, R ERA: 6.97	(7, 1)	0.2		9	4	6	3	1	1	1	0	0	0	1	19	37	40.50	7.500
50 Cristhian Martinez, R ERA: 3.53	(7, 1)	1.1		5	0	0	0	0	1	0	0	0	0	0	12	20	0.00	0.750

PITCHER	IP	WLS	BF	H	R	ER	SO	BB	IBB	HBP	BLK	WP	HR	S	P	ERA	WHIP

BOTTOM

Atlanta Braves @ San Diego Padres

PETCO Park, San Diego, CA

Fri Jun 24 2011, 10:09 PM - 12:43 AM EDT

Att. 27,227 - Clear - 67 F

livebaseballscorecards.com

AB	37
R	11
H	12
RBI	10
BB	5
SO	4
LOB	14

WP: 0 PA: 42
PB: 0
SB: 1
CS: 0

Atlanta Braves @ San Diego Padres

PETCO Park, San Diego, CA

Sat Jun 25 2011, 8:37 PM - 11:37 PM EDT

Att. 38,060 - Clear - 69 F

TOP

livebaseballscorecards.com

Batter	1	2	3	4	5	6	7	8	9	AB	R	H	RBI	BB	SO	LOB
1 Jordan Schafer, L (1, 8) OBP: 0.296, SLG: 0.310	B FC 86 C FF 87 S CH 81 S CH 81 1-3 K		L CU 74 C SI 86 B CU 76 X SI 88 1-2 P6			B FC 81 X CH 80 1-0 L3	B CU 77 1 SAFE 1 SAFE C CH 80 F CU 76 F CU 78 B CU 77 C SI 84 2-3 K		B FF 90 B FF 88 C FF 88 X FF 88 2-1 10 2B 3B	5	1	1	0	0	2	1
22 Jason Heyward, L (1, 9) OBP: 0.330, SLG: 0.407	X FC 86 0-0 10 1B 2B		B CU 75 C CU 74 C SI 88 F SI 89 B SI 90 F CU 78 F CU 76 X SI 89 2-2 G4-3			C SI 87 X SI 88 0-1 5 1B 2B	B CU 77 S CU 78 X CU 77 1-1 F7		S CU 72 F FF 89 F CU 72 S FF 90 0-3 K	5	2	2	0	0	1	2
10 Chipper Jones, S (1, 5) OBP: 0.353, SLG: 0.438	B FC 84 B CH 82 F FC 84 X SI 88 2-1 16 CS 2-H 1B		B CH 81 B CH 81 C FF 88 B FC 86 X SI 89 3-1 G4-3			C CU 75 C FC 84 B SI 88 X FC 85 1-2 F7		B SI 92 X SI 91 1-0 G5-3	X CU 71 0-0 5 F8 26 HR 3-H 2B	5	1	2	2	0	0	1
16 Brian McCann, L (1, 2) OBP: 0.379, SLG: 0.512	B SI 87 B SI 88 X SI 88 2-0 G5-3 1-2			F CH 81 C SI 88 B CU 78 B FC 85 C SI 89 2-3 K		B FC 84 B SI 88 I IN 76 I IN 75 4-0 26 BB 5 1B IBB		X SI 92 0-0 5 2B 26 1B 1B	B FF 90 C FF 90 B FF 90 S CU 72 F FF 91 F FF 90 B FF 90 F CU 72 B FF 90 4-2 26 HR BB	3	2	1	0	2	1	1
5 Freddie Freeman, L (1, 3) OBP: 0.340, SLG: 0.432		C CU 75 B FF 88 B CU 77 X SI 88 2-1 F7		B FC 86 F CU 77 S CU 69 B SI 90 B SI 90 D CU 77 4-2 26 44 36 BB		X CU 76 0-0 26 BB 1-2 2-H 1B		B SI 93 X SI 92 1-0 26 1B 2 SH3 1-3 2B	F CU 72 X CU 71 0-1 F8 2-3	4	1	2	1	1	0	2
26 Dan Uggla, R (1, 4) OBP: 0.247, SLG: 0.339		C SI 87 S SI 87 B SI 88 F CH 82 B FF 90 B FC 85 B SI 89 4-2 13 2B 13 E BB		D SI 89 B SI 89 1 SAFE C FC 84 1 SAFE F FC 84 C SI 88 2-3 K 1-2		B CH 82 C FC 86 F SI 89 B SI 90 B FC 86 F CH 83 F SI 90 F CH 84 B FC 87 4-2 1-2 2-3 BB		S SL 90 X SL 90 0-1 2 SH3 13 2B 2-3 3-H 1B	B CU 73 F FF 90 F CU 72 X FF 90 1-2 1-H 3-H HR	3	3	2	4	2	1	1
2 Alex Gonzalez, R (1, 6) OBP: 0.283, SLG: 0.378		1 SAFE F SI 88 F CU 77 1 SAFE B SI 88 B SI 88 1 SAFE X CU 78 2-2 P4			C CU 74 B SI 88 B SI 87 X CH 82 2-1 G5-3	B FF 91 B SI 90 F FF 88 X FF 90 2-1 P2		X SI 94 0-0 SH3 1-2 3-H	F FF 91 B CU 72 C CU 70 S FF 89 1-3 K	4	0	0	1	0	1	4
13 Nate McLouth, L (1, 7) OBP: 0.337, SLG: 0.343		1 SAFE B SI 87 F SI 87 X SI 87 1-1 E8 1-H 2B			C FC 83 F CU 69 X SI 88 0-2 L4		B SL 74 B FF 88 B CH 88 C CH 88 F FF 88 B CH 90 4-2 BB	B SL 88 F SI 94 B SL 88 B SI 95 X SI 93 3-1 2-H 2B		3	0	2	1	1	0	0
49 Jair Jurrjens, R (1, 1) OBP: 0.129, SLG: 0.100 7 Brooks Conrad, S (7, PH) OBP: 0.262, SLG: 0.489 34 Eric O'Flaherty, L (7, 1) 20 Eric Hinske, L (8, PH) OBP: 0.290, SLG: 0.434 39 Jonny Venters, L (8, 1) 19 Scott Linebrink, R (9, 1)		X SI 87 0-0 F7			B SI 87 X SI 87 1-0 P6		1 SAFE B CH 80 1 SAFE 1 SAFE B CH 80 S CH 80 S CH 81 S CH 72 2-3 K	S SL 88 S SL 88 B SL 87 X SI 94 1-2 G5-3		2 0 0 0 0 0 1 1 0 0 0 0 1 1 0 0 0 0 0 0 0 1 0 0 0 0 0 1 0 0 0 0 0 0 0 0 0 0 0 0 0 0						

	AB	36
	R	10
	H	12
	RBI	9
	BB	6
	SO	7
	LOB	15

Inning Stats																																		
	R: 1 E: 0 K: 1 S: 7		H: 2 LOB: 0 BB: 0 P: 12		R: 1 E: 1 K: 0 S: 11		H: 1 LOB: 1 BB: 1 P: 20		R: 0 E: 0 K: 0 S: 11		H: 0 LOB: 0 BB: 0 P: 17		R: 0 E: 0 K: 2 S: 8		H: 0 LOB: 0 BB: 1 P: 16		R: 0 E: 0 K: 0 S: 6		H: 0 LOB: 0 BB: 0 P: 9		R: 1 E: 0 K: 0 S: 14		H: 2 LOB: 3 BB: 2 P: 26		R: 0 E: 0 K: 2 S: 11		H: 0 LOB: 1 BB: 1 P: 20		R: 3 E: 0 K: 0 S: 11		H: 4 LOB: 1 BB: 0 P: 17		R: 4 E: 0 K: 2 S: 20		H: 3 LOB: 0 BB: 1 P: 28		1B: 4 2B: 6 3B: 1 HR: 1		SF: 0 SAC: 1 DP: 0 HBP: 0		WP: 0 PB: 0 SB: 0 CS: 1		PA: 43

PITCHER		IP	WLS	BF	H	R	ER	SO	BB	IBB	HBP	BLK	WP	HR	S	P	ERA	WHIP
26 Dustin Moseley, R ERA: 3.03	(1, 1)	5.2	L	24	5	3	2	3	3	1	0	0	0	0	55	96	3.18	1.412
39 Ernesto Frieri, R ERA: 3.08	(6, 1)	0.1		2	0	0	0	0	1	0	0	0	0	0	4	10	0.00	3.000
44 Josh Spence, L ERA:	(7, 1)	1.0		3	0	0	0	2	0	0	0	0	0	0	9	14	0.00	0.000
50 Chad Qualls, R ERA: 3.08	(8, 1)	1.0		7	4	3	3	0	0	0	0	0	0	0	11	17	27.00	4.000
55 Evan Scribner, R ERA: 7.07	(9, 1)	1.0		7	3	4	4	2	1	0	0	0	0	1	20	28	36.00	4.000

PITCHER	IP	WLS	BF	H	R	ER	SO	BB	IBB	HBP	BLK	WP	HR	S	P	ERA	WHIP

BOTTOM

Atlanta Braves @ San Diego Padres

PETCO Park, San Diego, CA

Sat Jun 25 2011, 8:37 PM - 11:37 PM EDT

Att. 38,060 - Clear - 69 F

livebaseballscorecards.com

Batter	1	2	3	4	5	6	7	8	9	AB	R	H	RBI	BB	SO	LOB
25 Will Venable, L (1, 9) OBP: 0.307, SLG: 0.313 13 Chris Denorfia, R (8, PH) OBP: 0.351, SLG: 0.443 (9, 9)	C FF 86 B SI 87 X CH 82 1-1 G4-3 ①		C CH 85 F FF 88 F CH 83 F SI 88 S CH 82 0-3 K ②		D CH 83 F CH 83 B FF 89 X FF 90 2-1 P5 ③			B SI 94 B SI 94 B SI 94 B SI 94 4-0 8 G6-4-3 BB		3 0	0 0	0 0	0 1	0 0	1 0	2 0
8 Jason Bartlett, R (1, 6) OBP: 0.319, SLG: 0.311	F FF 86 F FF 87 X SI 88 0-2 G1-3 ②		X SI 88 0-0 F9 ③			B CH 86 B SL 76 C FF 86 F SI 87 X SL 77 2-2 47 F7 1 S 1B		B SI 95 C SI 93 X SI 94 1-1 G6-4-3 ①② 1-2f		4	0	1	0	0	0	1
1 Orlando Hudson, S (1, 4) OBP: 0.352, SLG: 0.314	C SI 86 B CH 82 X FF 88 1-1 G3 ③			C CH 82 B SI 87 B CH 86 X CH 82 2-1 F8 ①		C FF 86 B FF 87 B FF 86 B SI 89 B FF 89 4-1 1-2 BB		C SI 95 B SI 95 S SI 94 S SL 86 1-3 K ③		3	0	0	0	1	1	0
47 Ryan Ludwick, R (1, 7) OBP: 0.322, SLG: 0.391		S SL 76 B CH 81 X SL 78 1-1 24 G6-4-3 27 BB 1B		X CH 82 0-0 F9 ②		S SL 79 C FF 88 B SL 79 F FF 92 X FF 87 1-2 F7 ① 2-3			C FF 93 B FF 93 B SI 93 X FF 92 2-1 F8 ①	4	0	1	0	0	0	2
27 Anthony Rizzo, L (1, 3) OBP: 0.362, SLG: 0.400		D FF 86 B FF 87 B CH 81 C FF 87 B SI 87 4-1 24 G6-4-3 1-2 BB		B CH 85 S FF 86 B SI 90 C SI 88 B CH 82 F SL 78 X SL 81 3-2 F7 ③		1 SAFE B SI 87 F FF 88 1 SAFE F SI 89 C FF 91 1-3 K ②			S SI 94 S FF 95 S SL 81 0-3 K ②	3	0	0	0	1	2	2
24 Cameron Maybin, R (1, 8) OBP: 0.319, SLG: 0.395		S FF 89 B CH 80 F SI 87 D SL 79 B CH 83 X SL 80 3-2 G6-4-3 ①② 1-2f 2-3			B FC 88 B SI 87 B FF 88 B FF 87 4-0 26 SH3-4 4 S BB	F SL 80 X SI 90 0-1 F9 ③			B FF 96 S SI 92 B SI 93 B SL 82 F SI 92 X FF 95 3-2 G6-3 ③	3	0	0	0	1	0	4
4 Nick Hundley, R (1, 2) OBP: 0.316, SLG: 0.345		S SL 80 C CH 83 B SI 90 X CH 83 1-2 G6-3 ③			1 SAFE C FF 87 1 SAFE B CH 82 1 SAFE 1 SAFE B SI 88 B CH 84 B FF 90 4-1 26 SH3-4 1-2 BB		C SI 91 S FF 92 B FF 92 B SL 85 B SI 93 F FF 93 X SI 93 3-2 14 FC5-4 1B		2	0	1	0	1	0	1
14 Alberto Gonzalez, R (1, 5) OBP: 0.242, SLG: 0.282			X CH 85 0-0 HR		C SL 78 B CH 82 C CH 83 X SL 79 1-2 F9 ①		X SI 92 0-0 FC5-4 15 L6-4-3 1-2f ①			3	1	1	1	0	0	3
26 Dustin Moseley, R (1, 1) OBP: 0.143, SLG: 0.143 39 Ernesto Frieri, R (6, 1) 44 Josh Spence, L (7, 1) 15 Jesus Guzman, R (7, PH) OBP: 0.280, SLG: 0.520 50 Chad Qualls, R (8, 1) 55 Evan Scribner, R (9, 1)			C FC 86 L SL 75 X SL 76 0-2 B2-3 ①		C FF 88 2 SAFE B FF 87 L FF 88 X FF 90 1-2 SH3-4 ② 2-3		C SI 92 B SL 85 C SI 92 D SL 86 F SI 91 B SI 93 X SI 93 3-2 L6-4-3 ②③ 1-1			1 0 0 0 1 0 0	0 0 0 0 0 0 0	0 0 0 0 0 0 0	0 0 0 0 0 0 0	0 0 0 0 0 0 0	0 0 0 0 1 0 0	0 0 0 0 0 0 0
Inning Stats	R: 0 E: 0 K: 0 S: 7 H: 0 LOB: 0 BB: 0 P: 9	R: 0 E: 0 K: 0 S: 9 H: 1 LOB: 1 BB: 1 P: 18	R: 1 E: 0 K: 1 S: 10 H: 1 LOB: 0 BB: 0 P: 10	R: 0 E: 0 K: 0 S: 7 H: 0 LOB: 0 BB: 0 P: 12	R: 0 E: 0 K: 0 S: 9 H: 0 LOB: 2 BB: 2 P: 21	R: 0 E: 0 K: 1 S: 13 H: 1 LOB: 2 BB: 1 P: 21	R: 0 E: 0 K: 0 S: 9 H: 1 LOB: 0 BB: 0 P: 15	R: 0 E: 0 K: 1 S: 5 H: 0 LOB: 0 BB: 1 P: 11	R: 0 E: 0 K: 1 S: 8 H: 0 LOB: 0 BB: 0 P: 13	1B: 3 2B: 1 3B: 0 HR: 1	SF: 0 SAC: 1 DP: 3 HBP: 0			WP: 0 PB: 0 SB: 2 CS: 0	PA: 33		

	AB	27
	R	1
	H	4
	RBI	1
	BB	5
	SO	4
	LOB	16

PITCHER		IP	WLS	BF	H	R	ER	SO	BB	IBB	HBP	BLK	WP	HR	S	P	ERA	WHIP
49 Jair Jurrjens, R ERA: 2.07	(1, 1)	6.0	W	24	3	1	1	2	4	0	0	0	0	1	55	91	1.50	1.167
34 Eric O'Flaherty, L ERA: 1.3	(7, 1)	1.0	H	3	1	0	0	0	0	0	0	0	0	0	9	15	0.00	1.000
39 Jonny Venters, L ERA: 0.56	(8, 1)	1.0		3	0	0	0	1	1	0	0	0	0	0	5	11	0.00	1.000
19 Scott Linebrink, R ERA: 3.45	(9, 1)	1.0		3	0	0	0	1	0	0	0	0	0	0	8	13	0.00	0.000

PITCHER	IP	WLS	BF	H	R	ER	SO	BB	IBB	HBP	BLK	WP	HR	S	P	ERA	WHIP

Batter	1	2	3	4	5	6	7	8	9	AB	R	H	RBI	BB	SO	LOB
1 Jordan Schafer, L (1, 8) OBP: 0.295, SLG: 0.316	C FF 90 S FF 92 B FF 94 C FF 92 1-3 ① K		B FF 94 B FF 91 C FF 90 S FF 91 B FF 93 F FF 92 X FF 92 3-2 ② F8			C CH 80 F CU 76 C CU 76 0-3 ① K		X SI 91 0-0 E9 1-H 2B		4	0	1	0	0	2	2
22 Jason Heyward, L (1, 9) OBP: 0.324, SLG: 0.398	C FF 93 F SL 84 C FF 93 0-3 ② K		B FF 93 X FF 93 1-0 ③ F7			C CU 76 X CU 77 0-1 ② G4-3		C SL 88 C SL 88 B SL 86 3 SAFE S SL 89 1-3 ③ K		4	0	0	0	0	2	3
10 Chipper Jones, S (1, 5) OBP: 0.348, SLG: 0.431	T FF 92 F FF 94 C FF 94 0-3 ③ K			S CU 74 B FF 91 X CH 80 1-1 ① G6-3		B CU 75 B SI 82 B SI 82 X SI 81 3-0 ③ F8			C CU 81 B CU 82 C FF 95 X FF 93 1-2 ① P4	4	0	0	0	0	1	0
5 Freddie Freeman, L (1, 3) OBP: 0.336, SLG: 0.425		C FF 92 B FF 92 S SL 82 X SL 85 1-2 ① G6-3		S FF 92 S FF 92 X FF 93 0-2 ② F8			C CU 77 B CU 77 S CU 78 S CU 78 1-3 ① K		B CH 84 B CU 81 F SI 94 B FF 93 F SI 92 X SI 92 3-2 ② P6	4	0	0	0	0	1	0
26 Dan Uggla, R (1, 4) OBP: 0.244, SLG: 0.334		B FF 92 X SI 92 1-0 ② F8		C FF 92 B CU 78 B CH 83 B CH 83 F FF 90 X FF 91 3-2 ③ F8			S SL 87 B SI 91 S SI 93 C SL 89 1-3 ② K		F FF 93 F CU 83 B FF 94 F SI 94 B CU 82 X FF 94 2-2 ③ P6	4	0	0	0	0	1	0
8 David Ross, R (1, 2) OBP: 0.390, SLG: 0.519		B SI 92 C FF 92 B CH 85 S FF 92 C FF 93 2-3 ③ K			C FF 90 B CH 83 C SL 81 F SI 92 F FF 93 S FF 93 1-3 ① K		B SL 87 C SI 94 F SI 94 B SL 89 S SL 89 2-3 ③ K			3	0	0	0	0	3	0
2 Alex Gonzalez, R (1, 6) OBP: 0.281, SLG: 0.374			F FF 91 X CH 85 0-1 ① F9		X SL 82 0-0 ② F8			B SL 89 T SL 87 X SL 88 1-1 ① F7		3	0	0	0	0	0	0
13 Nate McLouth, L (1, 7) OBP: 0.346, SLG: 0.352			B FF 92 X FF 92 1-0 2B		B FF 92 C FF 90 B SL 82 C FF 91 B FF 92 B SI 92 4-2 BB			B SI 92 B SI 93 F SL 87 C SL 87 B SL 88 F SL 88 B SL 88 4-2 20 FC4-6 BB		1	0	1	0	2	0	0
15 Tim Hudson, R (1, 1) OBP: 0.156, SLG: 0.172 34 Eric O'Flaherty, L (7, 1) 19 Scott Linebrink, R (7, 1) 20 Eric Hinske, L (8, PH) OBP: 0.288, SLG: 0.431 39 Jonny Venters, L (8, 1) 43 Scott Proctor, R (8, 1)			F SI 92 B SI 94 B FF 93 C FF 92 F FF 94 F SL 84 B FF 92 B SI 91 4-2 BB		C FF 89 F FF 93 B FF 90 B FF 90 F FF 91 F SI 91 F FF 91 C FF 91 2-3 ③ K			1 SAFE 1 SAFE C SL 86 F CH 89 B SL 88 P PO 87 X SL 88 2-2 ② FC4-6 1 2B 1 E 1-2f		1 0 0 0 1 1 1 0 0 0 0 0 0 0 0 0 0 0 0 0 0 1 1 0 0 0 0 1 0 0 0 0 0 0 0 0 0 0 0 0 0 0						
Inning Stats	R: 0 E: 0 K: 3 S: 9 H: 0 LOB: 0 BB: 0 P: 10	R: 0 E: 0 K: 1 S: 7 H: 0 LOB: 0 BB: 0 P: 11	R: 0 E: 0 K: 0 S: 12 H: 1 LOB: 2 BB: 1 P: 21	R: 0 E: 0 K: 0 S: 8 H: 0 LOB: 0 BB: 0 P: 12	R: 0 E: 0 K: 2 S: 14 H: 0 LOB: 1 BB: 1 P: 21	R: 0 E: 0 K: 1 S: 6 H: 0 LOB: 0 BB: 0 P: 9	R: 0 E: 0 K: 3 S: 9 H: 0 LOB: 0 BB: 0 P: 13	R: 1 E: 1 K: 1 S: 13 H: 1 LOB: 1 BB: 1 P: 20	R: 0 E: 0 K: 0 S: 10 H: 0 LOB: 0 BB: 0 P: 16	1B: 0 2B: 2 3B: 0 HR: 0 SF: 0 SAC: 0 DP: 0 HBP: 0						

PITCHER		IP	WLS	BF	H	R	ER	SO	BB	IBB	HBP	BLK	WP	HR	S	P	ERA	WHIP
52 Cory Luebke, L ERA: 2.86	(1, 1)	5.0		18	1	0	0	6	2	0	0	0	0	0	50	75	0.00	0.600
44 Josh Spence, L ERA:	(6, 1)	1.1		4	0	0	0	2	0	0	0	0	0	0	9	13	0.00	0.000
50 Chad Qualls, R ERA: 3.03	(7, 1)	0.2		2	0	0	0	2	0	0	0	0	0	0	6	9	0.00	0.000
37 Mike Adams, R ERA: 1.31	(8, 1)	1.0	W	5	1	1	0	1	1	0	0	0	0	0	13	20	0.00	2.000
21 Heath Bell, R ERA: 2.61	(9, 1)	1.0	S	3	0	0	0	0	0	0	0	0	0	0	10	16	0.00	0.000

PITCHER	IP	WLS	BF	H	R	ER	SO	BB	IBB	HBP	BLK	WP	HR	S	P	ERA	WHIP

TOP

Atlanta Braves @ San Diego Padres

PETCO Park, San Diego, CA

Sun Jun 26 2011, 4:07 PM - 7:01 PM EDT

Att. 24,048 - Sunny - 72 F

livebaseballscorecards.com

AB	29
R	1
H	2
RBI	0
BB	3
SO	11
LOB	7

Batter	1	2	3	4	5	6	7	8	9	AB	R	H	RBI	BB	SO	LOB
25 Will Venable, L (1, 9) OBP: 0.315, SLG: 0.317	B SI 90 X SI 90 1-0 ① P6		B SI 90 F SI 90 X SI 90 1-1 8 FC5-4 1B		1 SAFE C CU 75 X FC 84 0-1 1-2 1B		L FF 90 B SL 84 B SL 83 C SI 89 F SL 86 H SI 90 3-2 8 SH2-4 HBP	S SL 85 X SI 95 0-1 ② B1		4	0	2	0	0	0	3
8 Jason Bartlett, R (1, 6) OBP: 0.322, SLG: 0.314	C FF 91 B SI 90 X SI 91 1-1 1 CS 1 S 1B		C SI 89 1 SAFE 1 SAFE F SI 90 X SI 90 0-2 ② FC5-4 1-2f		S FC 82 B FC 83 B SI 89 F SI 91 F FC 83 D SI 91 S FC 83 3-3 ② K		X SI 90 0-0 ① SH2-4 1-2 2-3	B SI 95 X SI 94 1-0 1 E 1 1B 7 1B 1-2 2-3 3-H 1B		4	1	2	1	0	1	3
1 Orlando Hudson, S (1, 4) OBP: 0.347, SLG: 0.310	S SI 90 B FC 85 S FC 85 B FS 84 B SI 91 X SI 91 3-2 ② ③ G4-3 1-3		C FS 82 B SI 90 B SI 90 1 SAFE D SI 90 F SI 90 C SI 91 3-3 ③ K		F FC 83 S SI 89 F FC 84 B SI 90 B FC 84 F FS 84 X CU 77 2-2 ③ G4-3		B SI 92 B S SL 83 S FF 92 S SL 84 2-3 ② K	C SL 85 X SI 95 0-1 E2 7 1B 1-3 2-H 3-H 1B		5	0	1	2	0	2	6
7 Chase Headley, S (1, 5) OBP: 0.393, SLG: 0.401		B FC 85 B FS 82 B SI 91 B SI 90 4-0 24 1B 13 E 16 G1-2-3 BB	F SI 88 B SI 90 C FC 82 S SI 90 1-3 ① K		B CU 74 B CU 75 X SI 89 2-0 ① F8	I I IN 62 I IN 67 I IN 64 4-0 47 FC6-4 IBB	F SI 94 D SL 85 B SI 94 F SI 94 1 SAFE X SI 95 2-2 1-2 3-H 1B		3	0	1	1	2	1	0
27 Anthony Rizzo, L (1, 3) OBP: 0.344, SLG: 0.375 47 Ryan Ludwick, R (7, PH) OBP: 0.321, SLG: 0.389 37 Mike Adams, R (8, 1) 14 Alberto Gonzalez, R (8, PH) OBP: 0.240, SLG: 0.280 21 Heath Bell, R (9, 1)		F SI 89 B SI 91 1 SAFE B SI 91 C SI 91 X SI 92 2-2 ① F7	F FS 82 S FC 84 B SI 91 C SI 90 1-3 ② K		S FF 90 B FF 90 S FC 84 B FF 90 B FC 84 S FC 84 3-3 ② K	B FF 93 X FF 94 1-0 ③ FC6-4 1-2f	C CU 74 F SL 83 S FF 92 1-3 ③ K		3 1 0 1 0	0 0 0 0 0	0 0 0 0 0	0 0 0 0 0	2 0 0 1 0	1 3 0 2 0
13 Chris Denorfia, R (1, 7) OBP: 0.359, SLG: 0.444		1 SAFE B SI 91 C FC 84 T SI 91 X SI 91 1-2 FC6 24 1B 1-2	C FC 82 X FC 83 0-1 1B		T FC 85 C SI 90 B CU 77 B SI 90 B FC 85 B CU 75 4-2 24 S BB			S SI 93 B SI 93 B FF 94 B SI 93 F SI 93 B SI 94 4-2 32 SH1-4 24 1B 8 1B BB		2	1	1	0	2	0	1
24 Cameron Maybin, R (1, 8) OBP: 0.326, SLG: 0.399		D SI 91 D SI 90 C SI 90 C SI 92 F FC 85 X SI 91 2-2 1-2 2-3 1B	F SI 90 S FC 83 S FC 80 0-3 ③ K		B FC 85 S CU 77 B FC 87 B SI 91 B FC 85 4-1 1-2 BB			1 SAFE C SI 93 1 SAFE S SI 95 X SI 94 0-2 8 1B 32 SH1-4 1 1B 1-2 1B		3	1	2	0	1	1	1
16 Kyle Phillips, L (1, 2) OBP: 0.309, SLG: 0.388 32 Rob Johnson, R (8, PH) OBP: 0.226, SLG: 0.260 (9, 2)		X SI 90 0-0 ② ③ G1-2-3 3-Hf			C SI 87 B FS 77 X SI 89 1-1 ① G1-6-3	B SI 89 F SI 91 B SI 91 F FC 84 C SI 91 2-3 ③ K		X SI 93 0-0 ① SH1-4 1-2 2-3		3 0	0 0	0 0	0 0	1 0	5 0	5 0
52 Cory Luebke, R (1, 1) 33 Clayton Richard, L (5, PH) OBP: 0.120, SLG: 0.083 44 Josh Spence, L (6, 1) 50 Chad Qualls, R (7, 1) 15 Jesus Guzman, R (7, PH) OBP: 0.333, SLG: 0.577 (8, 3)			C SI 90 C SI 89 S FC 82 0-3 ① K		X SI 90 0-0 25 1B 1B		S SL 84 B SI 92 F SI 92 X SI 92 1-2 8 SH2-4 2B	I IN 74 I IN 76 I IN 75 I IN 76 4-0 8 1B 1 1B IBB		1 1 0 0 1	0 0 0 0 1	0 1 0 0 1	0 0 0 0 0	1 0 0 0 1	0 0 0 0 0	0 0 0 0 0
Inning Stats	R: 0 E: 0 K: 0 S: 6 H: 1 LOB: 0 BB: 0 P: 11	R: 0 E: 1 K: 0 S: 11 H: 1 LOB: 2 BB: 1 P: 20	R: 0 E: 0 K: 2 S: 11 H: 1 LOB: 1 BB: 0 P: 15	R: 0 E: 0 K: 3 S: 11 H: 1 LOB: 1 BB: 0 P: 13	R: 0 E: 0 K: 1 S: 14 H: 2 LOB: 2 BB: 0 P: 20	R: 0 E: 0 K: 2 S: 10 H: 0 LOB: 2 BB: 2 P: 25	R: 0 E: 0 K: 1 S: 11 H: 1 LOB: 3 BB: 1 P: 22	R: 4 E: 1 K: 1 S: 17 H: 4 LOB: 2 BB: 2 P: 29		1B: 10 2B: 1 3B: 0 HR: 0 SF: 0 SAC: 2 DP: 1 HBP: 1					

PITCHER		IP	WLS	BF	H	R	ER	SO	BB	IBB	HBP	BLK	WP	HR	S	P	ERA	WHIP
15 Tim Hudson, R ERA: 3.51	(1, 1)	6.0		26	6	0	0	8	3	0	0	0	0	0	63	104	0.00	1.500
34 Eric O'Flaherty, L ERA: 1.27	(7, 1)	0.2		5	1	0	0	1	0	1	1	0	0	0	10	20	0.00	1.500
19 Scott Linebrink, R ERA: 3.41	(7, 1)	0.1		1	0	0	0	0	0	0	0	0	0	0	1	2	0.00	0.000
39 Jonny Venters, L ERA: 1.29	(8, 1)	0.2	L	8	4	4	4	0	1	1	0	0	0	0	14	25	54.00	7.500
43 Scott Proctor, R ERA: 3.21	(8, 1)	0.1		1	0	0	0	1	0	0	0	0	0	0	3	4	0.00	0.000

PITCHER	IP	WLS	BF	H	R	ER	SO	BB	IBB	HBP	BLK	WP	HR	S	P	ERA	WHIP

BOTTOM

Atlanta Braves @ San Diego Padres

PETCO Park, San Diego, CA

Sun Jun 26 2011, 4:07 PM - 7:01 PM EDT

Att. 24,048 - Sunny - 72 F

livebaseballscorecards.com

AB	32
R	4
H	11
RBI	4
BB	6
SO	10
LOB	25

WP: 0	PB: 0	SB: 2	CS: 1
PA: 41			

Batter	1	2	3	4	5	6	7	8	9	AB	R	H	RBI	BB	SO	LOB
22 Jason Heyward, L (1, 9) OBP: 0.322, SLG: 0.400	C SI 89 X FF 88 0-1 G4-3		B FF 91 F SI 90 T SI 91 B CU 78 B SI 93 F SI 92 S FF 91 3-3 K			F FF 92 C CU 78 B SI 92 B FF 91 B CU 79 X FF 92 3-2 P6		B FF 90 X FC 88 1-0 28 E 2B		4	0	1	0	0	1	1
28 Julio Lugo, R (1, 5) OBP: 0.143, SLG: 0.143	C SI 88 B CU 77 B CU 75 F SI 91 B SI 91 X FC 88 3-2 F7		F SI 92 C CU 77 1 SAFE 0-2 CS 1-2	B CU 76 X SI 89 1-0 P4		B SI 90 C SI 91 B CU 79 F SI 92 B SI 92 F FF 90 F SI 91 C CU 78 3-3 K		B SI 86 C SI 86 B SL 78 F SI 88 B SI 86 X SI 89 3-2 E6 16 FC3 2-3		4	0	0	0	0	1	1
16 Brian McCann, L (1, 2) OBP: 0.384, SLG: 0.528	B FF 90 C FF 89 X SI 89 1-1 HR			B SI 89 C FF 91 B CU 78 B CH 76 X SI 90 3-1 1B			C SI 89 B CH 78 B FS 77 F SI 90 F SI 91 X CU 78 2-2 5 HR 1B	C FF 90 X SI 88 0-1 FC3 1-2f		4	2	3	1	0	0	2
10 Chipper Jones, S (1, 10) OBP: 0.344, SLG: 0.424	C CU 77 F CU 77 F SI 93 C SI 92 0-3 K			B SI 93 S FF 91 S CU 77 C SI 92 1-3 K			F SI 91 F FF 91 X FF 90 0-2 F8		X SI 93 0-0 G4-3	4	0	0	0	0	2	2
5 Freddie Freeman, L (1, 3) OBP: 0.334, SLG: 0.434		F SI 89 B CU 78 S CU 79 X SI 92 1-2 G6-3		F FF 92 D CU 79 X FF 90 1-1 F9			X SI 91 0-0 1-H HR		B SI 94 F SI 94 B FF 93 T SL 86 F SL 85 B SL 86 X SI 94 3-2 L9	4	1	1	2	0	0	1
26 Dan Uggla, R (1, 4) OBP: 0.241, SLG: 0.330		B FF 91 B CU 78 B SI 92 C FF 91 C FF 91 X SI 89 3-2 P6			B CU 76 X CU 78 1-0 F9		B CU 78 X SI 88 1-0 G5-3		B FF 93 B SI 93 X FF 93 2-0 F8	4	0	0	0	0	0	0
2 Alex Gonzalez, R (1, 6) OBP: 0.278, SLG: 0.370		B FF 92 C CU 79 B SI 93 F CU 80 F SI 92 F CH 78 X CU 78 2-2 G6-3			X SI 91 0-0 P3		B SI 87 X CU 74 1-0 F7			3	0	0	0	0	0	0
13 Nate McLouth, L (1, 8) OBP: 0.341, SLG: 0.346 (8, 7)			B SI 90 C CU 78 X FF 89 1-1 P6		B SI 91 B SI 90 S SI 89 S FF 92 F CU 79 X SI 90 2-2 F8			B SI 88 C FF 87 X CH 80 1-1 G4-3		3	0	0	0	0	0	0
30 Wilkin Ramirez, R (1, 7) OBP: 0.273, SLG: 0.222 1 Jordan Schafer, L (8, 8) OBP: 0.295, SLG: 0.316			S SI 91 B SI 92 B CU 79 B CH 78 C FF 91 B SI 93 4-2 28 CS BB			C CU 76 B SI 91 B SI 91 S CU 78 C SI 92 2-3 K		X SI 87 0-0 G6-3		2 0	0 0	0 0	0 0	1 0	1 0	0 0
Inning Stats	R: 1 E: 0 K: 1 S: 11 H: 1 LOB: 0 BB: 0 P: 15	R: 0 E: 0 K: 0 S: 11 H: 0 LOB: 0 BB: 0 P: 17	R: 0 E: 0 K: 1 S: 10 H: 0 LOB: 0 BB: 1 P: 18	R: 0 E: 0 K: 1 S: 8 H: 1 LOB: 1 BB: 0 P: 14	R: 0 E: 0 K: 0 S: 6 H: 0 LOB: 0 BB: 0 P: 9	R: 0 E: 0 K: 2 S: 11 H: 0 LOB: 0 BB: 0 P: 19	R: 2 E: 0 K: 0 S: 10 H: 2 LOB: 0 BB: 0 P: 14	R: 0 E: 1 K: 0 S: 9 H: 1 LOB: 2 BB: 0 P: 14	R: 0 E: 0 K: 0 S: 6 H: 0 LOB: 0 BB: 0 P: 11	1B: 2 2B: 1 3B: 0 HR: 2 SF: 0 SAC: 0 DP: 0 HBP: 0						

TOP

Atlanta Braves @ Seattle Mariners

Safeco Field, Seattle, WA

Mon Jun 27 2011, 7:10 PM - 9:49 PM PDT

Att. 26,485 - Roof Closed - 67 F

livebaseballscorecards.com

AB	32
R	3
H	5
RBI	3
BB	1
SO	5
LOB	7

PITCHER		IP	WLS	BF	H	R	ER	SO	BB	IBB	HBP	BLK	WP	HR	S	P	ERA	WHIP
45 Erik Bedard, L ERA: 3.0	(1, 1)	7.0	L	25	4	3	3	5	1	0	0	0	0	2	67	106	3.86	0.714
32 Aaron Laffey, L ERA: 1.95	(8, 1)	1.0		5	1	0	0	0	0	0	0	0	0	0	9	14	0.00	1.000
46 Chris Ray, R ERA: 5.32	(9, 1)	1.0		3	0	0	0	0	0	0	0	0	0	0	6	11	0.00	0.000

PITCHER	IP	WLS	BF	H	R	ER	SO	BB	IBB	HBP	BLK	WP	HR	S	P	ERA	WHIP

Atlanta Braves @ Seattle Mariners

Safeco Field, Seattle, WA

Mon Jun 27 2011, 7:10 PM - 9:49 PM PDT

Att. 26,485 - Roof Closed - 67 F

livebaseballscorecards.com

BOTTOM

Batter	1	2	3	4	5	6	7	8	9	AB	R	H	RBI	BB	SO	LOB
51 Ichiro Suzuki, L (1, 9) OBP: 0.318, SLG: 0.325	F FF 92 B FF 94 F FF 93 F FF 94 F SL 84 T CH 82 1-2 ① K		F FF 93 B FF 94 X CH 82 1-1 1B		B FF 93 S FF 92 S CH 79 S SL 84 1-3 ③ K			B FF 93 B SI 92 X SI 92 2-0 ② G6-3		4	0	1	0	0	2	1
26 Brendan Ryan, R (1, 6) OBP: 0.313, SLG: 0.303	C FF 94 B FF 93 F FF 94 F SL 82 S FF 94 1-3 ② K		T FF 93 1 SAFE B FF 93 S SL 84 B FF 93 D SL 84 F FF 93 X FF 93 3-2 ③ F9			S SL 82 B SL 81 C SL 80 F CU 73 S SL 80 1-3 ① K		B SI 91 C SI 94 B SL 86 S SI 92 B SI 93 B SI 90 4-2 BB		3	0	0	0	1	2	1
4 Adam Kennedy, L (1, 10) OBP: 0.307, SLG: 0.422	B CH 82 C FF 93 B FF 93 S CH 80 B CH 81 X FF 94 3-2 ③ G4-3			B FF 91 B FF 91 C FF 90 B FF 91 X FF 91 3-1 HR		C FF 92 S CH 79 F SL 83 F CH 81 B FF 92 F CH 80 B SL 82 X FF 93 2-2 ② G5-3		S SI 91 F FF 93 D SL 88 F SI 94 B SL 85 S SI 92 2-3 ③ K		4	1	1	1	0	1	1
17 Justin Smoak, S (1, 3) OBP: 0.352, SLG: 0.463		C FF 92 F CH 80 F CU 74 F FF 93 F SL 82 X FF 94 0-2 ① G1-3		F CH 81 F FF 94 X CH 81 0-2 ① F7		S CH 80 B CU 73 B CU 74 X CH 80 2-1 ③ F8			C FF 97 S KC 86 S KC 87 0-3 ① K2-3	4	0	0	0	0	1	0
13 Dustin Ackley, L (1, 4) OBP: 0.378, SLG: 0.545		C FF 92 B FF 93 B FF 93 B CH 80 S FF 92 F FF 93 F FF 93 B CH 80 4-2 BB		C FF 90 C CU 74 S FF 94 0-3 ② K			B FF 86 X FF 86 1-0 20 1B		B SI 95 B FF 94 T SI 94 S FF 94 C SI 97 2-3 ② K	3	0	1	0	1	2	0
30 Miguel Olivo, R (1, 2) OBP: 0.265, SLG: 0.394		B FF 92 F FF 92 X FF 90 1-1 ② P4		B CU 74 C SL 83 F FF 93 B SL 81 S SL 81 2-3 ③ K			B SL 71 X SL 71 1-0 ① F8		C KC 85 S KC 87 F SI 98 S KC 89 0-3 ③ K2-3	4	0	0	0	0	2	2
20 Mike Carp, L (1, 7) OBP: 0.368, SLG: 0.290		F FF 92 S FF 93 B FF 94 F FF 92 S SL 82 1-3 ③ K2-3			B FF 91 S CH 80 S CH 79 X FF 92 1-2 21 G4-3 2B		X FF 85 0-0 21 G6-4-3 1-2 1B			3	0	2	0	0	1	1
21 Franklin Gutierrez, R (1, 8) OBP: 0.230, SLG: 0.248			B SL 82 F FF 92 B FF 92 S FF 93 B FF 93 C FF 94 3-3 ① K		C FF 91 D SL 83 X SL 82 1-1 ① G4-3 2-3		C FF 93 D SL 82 B SL 81 F FF 93 B FF 95 X FC 92 3-2 ②③ G6-4-3 1-2f			3	0	0	0	0	1	3
9 Chone Figgins, S (1, 5) OBP: 0.232, SLG: 0.249			B FF 92 C FF 92 C FF 93 F FF 94 F SL 84 T FF 95 1-2 ② K		B CH 79 X FF 92 1-0 ② P5			C SI 91 X SI 93 0-1 ① G4-3		3	0	0	0	0	1	1
Inning Stats	R: 0 E: 0 K: 2 S: 12 H: 0 LOB: 0 BB: 0 P: 17	R: 0 E: 0 K: 1 S: 16 H: 0 LOB: 1 BB: 1 P: 22	R: 0 E: 0 K: 2 S: 14 H: 1 LOB: 1 BB: 0 P: 22	R: 1 E: 0 K: 2 S: 11 H: 1 LOB: 0 BB: 0 P: 16	R: 0 E: 0 K: 1 S: 9 H: 1 LOB: 1 BB: 0 P: 13	R: 0 E: 0 K: 1 S: 12 H: 0 LOB: 0 BB: 0 P: 17	R: 0 E: 0 K: 0 S: 6 H: 2 LOB: 1 BB: 0 P: 11	R: 0 E: 0 K: 1 S: 9 H: 0 LOB: 1 BB: 1 P: 17	R: 0 E: 0 K: 3 S: 10 H: 0 LOB: 0 BB: 0 P: 12	1B: 3 2B: 1 3B: 0 HR: 1 SF: 0 SAC: 0 DP: 1 HBP: 0						

	AB	31
	R	1
	H	5
	RBI	1
	BB	2
	SO	13
	LOB	10

WP: 0 PA: 33
PB: 0
SB: 0
CS: 0

PITCHER		IP	WLS	BF	H	R	ER	SO	BB	IBB	HBP	BLK	WP	HR	S	P	ERA	WHIP
37 Brandon Beachy, R ERA: 3.04	(1, 1)	6.0	W	22	3	1	1	9	1	0	0	0	0	1	74	107	1.50	0.667
52 George Sherrill, L ERA: 2.25	(7, 1)	0.1	H	3	2	0	0	0	0	0	0	0	0	0	3	5	0.00	6.000
19 Scott Linebrink, R ERA: 3.34	(7, 1)	0.2	H	1	0	0	0	0	0	0	0	0	0	0	3	6	0.00	0.000
34 Eric O'Flaherty, L ERA: 1.24	(8, 1)	1.0	H	4	0	0	0	1	1	0	0	0	0	0	9	17	0.00	1.000
46 Craig Kimbrel, R ERA: 2.77	(9, 1)	1.0	S	3	0	0	0	3	0	0	0	0	0	0	10	12	0.00	0.000

PITCHER	IP	WLS	BF	H	R	ER	SO	BB	IBB	HBP	BLK	WP	HR	S	P	ERA	WHIP

Atlanta Braves @ Seattle Mariners

Safeco Field, Seattle, WA

Tue Jun 28 2011, 7:10 PM - 10:16 PM PDT

Att. 21,772 - Cloudy - 66 F

livebaseballscorecards.com

TOP

Batter	1	2	3	4	5	6	7	8	9	AB	R	H	RBI	BB	SO	LOB
1 Jordan Schafer, L (1, 8) OBP: 0.299, SLG: 0.314	B CH 88 C CH 87 B SL 79 B FF 91 B FF 89 4-1 22 G3-6-3 BB			F FF 94 F CH 87 B FF 96 S SL 84 1-3 ① K		X CH 84 0-0 ② F8	S SL 79 X SL 81 0-1 16 1B 1-2 2-3 3-H 1B		L SI 90 B FC 87 B FC 89 C SI 91 X FC 89 2-2 ① G3-1	4	0	1	1	1	1	0
22 Jason Heyward, L (1, 9) OBP: 0.324, SLG: 0.397	1 SAFE X CH 87 0-0 ①② G3-6-3 1-2f			B FF 96 B FF 94 C FF 94 C SL 82 F SL 85 X FF 95 2-2 ② G1-3		C FF 93 C CH 87 X FF 95 0-2 16 1B 10 E 1B	D SL 82 C SI 89 F SL 81 S SL 81 1-3 ② K		B CU 78 F SI 92 S FC 88 B CU 79 F CU 79 F FC 90 F CU 80 F CU 80 B SI 94 4-2 F SI 91 F SI 90 B CU 80 16 1B 10 F9-2 BB	4	1	1	0	1	1	4
16 Brian McCann, L (1, 2) OBP: 0.391, SLG: 0.533	C FF 90 S SL 83 B FF 96 S SL 84 1-3 ③ K			S FF 95 X FF 96 0-1 1B		X FF 93 0-0 10 E 1-3 1B	F SI 86 B SL 81 X SI 86 1-1 1-3 2-H 3-H 1B		C SI 93 1 SAFE X FC 89 0-1 1-3 1B	5	0	4	2	0	1	0
10 Chipper Jones, S (1, 5) OBP: 0.338, SLG: 0.416		X FF 91 0-0 ① P5		C SL 80 C FF 95 S SL 83 0-3 ③ K		F FF 96 D SL 83 F SI 96 B SI 96 X SI 97 2-2 E3 1-2 3-H	B FF 89 X SI 89 1-0 ③ G4-1		S FC 91 X SI 91 0-1 ②③ F9-2 3-H	5	0	0	0	0	1	6
5 Freddie Freeman, L (1, 3) OBP: 0.333, SLG: 0.429		C SL 81 B FF 94 S FF 94 B SL 85 B SL 84 B FF 96 4-2 26 CS BB			X FF 93 0-0 ① F8	X FF 95 0-0 ③ F7		B CU 76 B CH 82 B FF 88 C SI 89 X FF 89 3-1 ① G4-3		3	0	0	0	1	0	2
26 Dan Uggla, R (1, 4) OBP: 0.247, SLG: 0.341		B FF 93 S FF 93 B FF 93 S SL 82 B FF 95 S FF 94 3-3 ②③ K 1-2			C SL 79 X FF 95 0-1 HR		B FF 94 B SL 83 C FF 94 B SL 85 B FF 95 4-1 13 BB 20 BB 1 1B BB	C SI 90 H CU 76 1-1 20 1B 2 FC5-2-5 HBP		2	2	1	1	1	1	1
20 Eric Hinske, L (1, 10) OBP: 0.293, SLG: 0.429 30 Wilkin Ramirez, R (8, PR) OBP: 0.273, SLG: 0.222 (8, 10)			B FF 92 F FF 93 B SL 83 B FF 96 F FF 93 X FF 97 3-2 ① F7	X FF 94 0-0 ② F8		C FF 93 D SL 83 1 SAFE B FF 92 1 SAFE B FF 92 B FF 92 4-1 1 1B 13 BB 16 1B 1-2 BB	C SI 90 X SI 90 0-1 2 FC5-2-5 1-3 1B		3	1	1	0	1	0	0
										0	0	0	0	0	0	0
2 Alex Gonzalez, R (1, 6) OBP: 0.274, SLG: 0.365			S FF 96 S SL 83 B SL 85 B SL 83 X FF 96 2-2 ② F8	C SL 81 B SL 83 T FF 95 X SL 84 1-2 ③ P4			B FF 92 S SL 79 B SL 81 F FF 95 S SL 82 2-3 ① K	F SI 90 F SI 90 F CU 75 X FF 91 0-2 ② FC5-2-5 1-2 3-H	4	0	0	0	0	1	4
13 Nate McLouth, L (1, 7) OBP: 0.339, SLG: 0.340			X FF 93 0-0 ③ P3			X FF 91 0-0 ① B1	B FF 94 B FF 93 S SI 93 B SL 81 B FF 94 4-1 1 1B 16 1B 1-2 2-3 BB	C SI 90 F CH 84 B FF 90 X CH 85 1-2 ③ G4-3	3	1	0	0	1	0	2

Inning Stats	1	2	3	4	5	6	7	8	9
	R: 0 E: 0 K: 1 S: 5 H: 0 LOB: 0 BB: 1 P: 10	R: 0 E: 0 K: 1 S: 6 H: 0 LOB: 1 BB: 1 P: 13	R: 0 E: 0 K: 0 S: 7 H: 0 LOB: 0 BB: 0 P: 12	R: 0 E: 0 K: 2 S: 12 H: 1 LOB: 1 BB: 0 P: 15	R: 1 E: 0 K: 0 S: 7 H: 1 LOB: 0 BB: 0 P: 8	R: 1 E: 1 K: 0 S: 10 H: 2 LOB: 2 BB: 0 P: 12	R: 3 E: 0 K: 2 S: 14 H: 2 LOB: 2 BB: 3 P: 31	R: 0 E: 0 K: 0 S: 12 H: 1 LOB: 2 BB: 0 P: 17	R: 0 E: 0 K: 0 S: 15 H: 1 LOB: 1 BB: 1 P: 21

1B: 7 SF: 0
2B: 2 SAC: 0
3B: 0 DP: 3
HR: 1 HBP: 1

WP: 0 PA: 40
PB: 0
SB: 0
CS: 1

	AB	33
	R	5
	H	8
	RBI	4
	BB	6
	SO	6
	LOB	19

PITCHER		IP	WLS	BF	H	R	ER	SO	BB	IBB	HBP	BLK	WP	HR	S	P	ERA	WHIP
36 Michael Pineda, R ERA: 2.65	(1, 1)	6.1	L	27	4	5	4	5	5	0	0	0	0	1	53	90	5.68	1.421
32 Aaron Laffey, L ERA: 1.93	(7, 1)	0.1	B	3	2	0	0	1	0	0	0	0	0	0	7	9	0.00	6.000
39 David Pauley, R ERA: 1.44	(7, 1)	1.1		6	1	0	0	0	0	0	1	0	0	0	13	19	0.00	0.750
50 Jamey Wright, R ERA: 3.18	(9, 1)	1.0		4	1	0	0	0	1	0	0	0	0	0	15	21	0.00	2.000

PITCHER		IP	WLS	BF	H	R	ER	SO	BB	IBB	HBP	BLK	WP	HR	S	P	ERA	WHIP

Batter	1	2	3	4	5	6	7	8	9	AB	R	H	RBI	BB	SO	LOB
51 Ichiro Suzuki, L (1, 9) OBP: 0.322, SLG: 0.336	X FF 90 0-0 HR	C FF 91 C FF 90 D CU 73 B FF 91 B SL 81 B FF 92 4-2 1-2 BB		1 SAFE X FF 90 0-0 FC1-6 4 S 26 1B 1-2f			C FF 88 S SL 70 X SL 74 0-2 17 CS 4 1B 13 1B 1B		F FF 95 B FF 96 S FF 94 B FF 96 S KC 86 2-3 ①	4	2	2	1	1	1	1
26 Brendan Ryan, R (1, 6) OBP: 0.315, SLG: 0.305	C FF 92 F FF 91 B SL 82 B SL 83 X SL 81 2-2 ① G5-3	S SL 83 F FF 91 B SL 82 C SL 82 1-3 ②		B FF 90 C FF 90 S SL 81 X SL 79 1-2 4 S 1-2 1B			1 SAFE B FF 84 T FF 85 B FF 87 X FF 87 2-1 ① F8		F FF 96 S KC 87 B KC 87 X SI 96 1-2 4 WP 1B	5	0	2	0	0	1	4
4 Adam Kennedy, L (1, 5) OBP: 0.309, SLG: 0.418	B FF 91 T FF 92 B FF 92 B FF 92 B FF 90 4-1 17 G1-4-3 BB	B CU 74 B FF 91 X FF 91 2-0 ③ F9		C SL 80 D FF 92 D CU 74 F FF 92 D CU 75 S CU 74 3-3 ③ 1-2 2-3			1 SAFE C FF 87 B FF 86 S SL 72 X FF 89 1-2 17 CS 1-2 1B		C KC 85 T FF 95 B FF 96 1 SAFE B KC 87 B KC 87 C FF 96 3-3 ② 1-2	4	0	1	0	1	2	6
17 Justin Smoak, S (1, 3) OBP: 0.350, SLG: 0.456	B SL 81 B FF 91 C SL 81 B FF 91 C FF 90 X FF 92 3-2 ② G1-4-3 1-2		C SL 84 T FF 91 B FF 91 S CU 74 1-3 ① K		B FF 90 X FF 90 1-0 ① F7		B FF 87 B FF 86 B FF 87 C FF 87 B FF 88 4-1 ② 13 1B 1-2 2-3 BB		F KC 86 X KC 86 0-1 ③ P6	4	0	0	0	1	1	2
13 Dustin Ackley, L (1, 4) OBP: 0.366, SLG: 0.514	C CU 74 D CU 73 X SL 81 1-1 ③ F8		C CU 74 B FF 91 F FF 91 B SL 81 X CU 74 2-2 ② G3		B FF 90 X SL 80 1-0 ② F8		B SL 74 C SL 73 B SL 75 S FF 85 X SL 74 2-2 1-2 3-H 1B			4	0	1	1	0	0	1
30 Miguel Olivo, R (1, 2) OBP: 0.267, SLG: 0.399 5 Chris Gimenez, R (4, 2) OBP: 0.300, SLG: 0.195		X SL 81 0-0 29 2B 2B	S SL 82 X SL 82 0-1 ③ G5-3		C FF 91 B FF 90 F FF 91 F FF 92 S SL 81 1-3 ③ K		B FF 94 C FF 94 L FF 93 B SL 82 B FF 94 C FF 93 3-3 ③			2 2	1 0	1 0	0 0	0 0	0 2	0 2
20 Mike Carp, L (1, 7) OBP: 0.341, SLG: 0.265 21 Franklin Gutierrez, R (7, 8) OBP: 0.228, SLG: 0.246		C SL 81 C FF 90 S CU 72 0-3 ① K2-3		C SL 80 C CU 72 B CU 68 S CU 73 1-3 ① K		C FF 88 S CU 71 X CU 71 0-2 ① G4-3		B SI 95 X SI 95 1-0 ① F9	3 1	0 0	0 0	0 0	0 0	2 0	1 0
29 Jack Cust, L (1, 10) OBP: 0.361, SLG: 0.344		X FF 90 0-0 56 1B 2-H 2B		B FF 91 B FF 91 C SL 79 X CH 78 2-1 HR		C CU 77 B CU 77 C SL 79 B CU 73 B SL 78 S FF 91 3-3 ② K		C SI 96 B SI 95 S SI 96 X SI 96 1-2 ② F9	4	1	2	2	0	1	0
56 Greg Halman, R (1, 8) OBP: 0.400, SLG: 0.515 (7, 7)		C FF 91 X SL 83 0-1 51 S 2-3 1B		B FF 92 C FF 91 B SL 82 B FF 92 B SL 81 4-1 51 FC1-6 BB		S FF 90 C FF 90 B SL 77 C FF 91 1-3 ③ K		T SI 96 B SI 96 B SI 96 S SI 95 B SI 96 S SI 94 3-3 ③ K	3	0	1	0	1	2	0
Inning Stats	R: 1 E: 0 K: 0 S: 10 H: 1 LOB: 1 BB: 1 P: 20	R: 1 E: 0 K: 2 S: 13 H: 3 LOB: 3 BB: 1 P: 20	R: 0 E: 0 K: 1 S: 8 H: 0 LOB: 0 BB: 0 P: 11	R: 1 E: 0 K: 2 S: 13 H: 2 LOB: 2 BB: 1 P: 24	R: 0 E: 0 K: 1 S: 6 H: 0 LOB: 0 BB: 0 P: 9	R: 0 E: 0 K: 2 S: 9 H: 0 LOB: 0 BB: 0 P: 13	R: 1 E: 0 K: 1 S: 15 H: 3 LOB: 2 BB: 1 P: 27	R: 0 E: 0 K: 1 S: 7 H: 0 LOB: 0 BB: 0 P: 12	R: 0 E: 0 K: 2 S: 11 H: 1 LOB: 1 BB: 0 P: 17	1B: 6 2B: 2 3B: 0 HR: 2 SF: 0 SAC: 0 DP: 0 HBP: 0						

PITCHER		IP	WLS	BF	H	R	ER	SO	BB	IBB	HBP	BLK	WP	HR	S	P	ERA	WHIP
48 Tommy Hanson, R ERA: 2.62	(1, 1)	6.0	W	27	6	3	3	8	3	0	0	0	0	2	59	97	4.50	1.500
52 George Sherrill, L ERA: 2.61	(7, 1)	0.2	H	5	3	1	1	0	1	0	0	0	0	0	12	21	13.50	6.000
43 Scott Proctor, R ERA: 3.14	(7, 1)	0.1	H	1	0	0	0	1	0	0	0	0	0	0	3	6	0.00	0.000
39 Jonny Venters, L ERA: 1.26	(8, 1)	1.0	H	3	0	0	0	1	0	0	0	0	0	0	7	12	0.00	0.000
46 Craig Kimbrel, R ERA: 2.7	(9, 1)	1.0	S	4	1	0	0	2	0	0	0	0	1	0	11	17	0.00	1.000

PITCHER	IP	WLS	BF	H	R	ER	SO	BB	IBB	HBP	BLK	WP	HR	S	P	ERA	WHIP

BOTTOM

Atlanta Braves @ Seattle Mariners

Safeco Field, Seattle, WA

Tue Jun 28 2011, 7:10 PM - 10:16 PM PDT

Att. 21,772 - Cloudy - 66 F

livebaseballscorecards.com

AB	36
R	4
H	10
RBI	4
BB	4
SO	12
LOB	17

WP: 1 PA: 40
PB: 0
SB: 3
CS: 2

Atlanta Braves @ Seattle Mariners

Safeco Field, Seattle, WA

Wed Jun 29 2011, 12:40 PM - 3:16 PM PDT

Att. 30,521 - Cloudy - 64 F

TOP

livebaseballscorecards.com

Batter	1	2	3	4	5	6	7	8	9	AB	R	H	RBI	BB	SO	LOB
1 Jordan Schafer, L (1, 8) OBP: 0.295, SLG: 0.310	C FF 93 C SI 92 S CU 82 0-3 K		B FF 93 C SI 92 F SI 92 S CH 90 1-3 K		L SI 93 B CU 82 X SI 92 1-1 16 G1-3 22 S 5 1B 3-H 1B		X SI 91 0-0 B1		F SI 96 C SI 96 F FS 86 X FS 87 0-2 G6-3	5	1	1	0	0	2	1
22 Jason Heyward, L (1, 9) OBP: 0.326, SLG: 0.394	B SI 92 B SI 92 F SI 92 C CH 88 S CU 83 2-3 K			X SI 91 0-0 G4-3	1 SAFE B SI 92 D CH 89 F SI 92 1 SAFE F SI 92 B FF 94 D CH 89 4-2 16 G1-3 5 1B 1-2 BB		S SI 92 X FF 92 0-1 16 1B 1-3 1B		B FS 86 X FF 95 1-0 G4-3	4	1	1	0	1	1	0
16 Brian McCann, L (1, 10) OBP: 0.388, SLG: 0.527	B SI 94 X CH 89 1-0 G3			B SI 92 B SI 92 F CH 88 S SI 94 S FF 94 2-3 K	X CH 89 0-0 G1-3 1-2 2-3		B CH 88 X CH 88 1-0 5 G4-6-3 1-3 3-H 1B		B FS 86 B SI 95 F SI 97 T SI 97 B SI 97 X SI 98 3-2 G4-3	5	0	1	1	0	1	2
5 Freddie Freeman, L (1, 3) OBP: 0.339, SLG: 0.434		F SI 92 B SI 92 F CH 88 F FF 94 B SL 87 F CH 90 B CU 81 X CU 81 3-2 1B		C SI 94 B FF 94 F SL 90 X FF 94 1-2 26 7 1B 1B	C CH 89 D CU 82 C CU 82 X SI 94 1-2 26 FC5-4 2-H 3-H 1B		B CH 89 F CH 89 B SI 92 X CU 82 2-1 G4-6-3 1-2f			4	1	3	2	0	0	2
26 Dan Uggla, R (1, 4) OBP: 0.247, SLG: 0.340		C SI 93 B CH 87 S CH 89 X SL 86 1-2 P3		C CH 88 D CU 83 S CH 89 1 SAFE D CH 90 X CH 89 2-2 7 1B 1-2 1B	C SI 93 C CU 79 X SL 86 0-2 FC5-4 1-2f			C CU 82 B CU 84 B CH 86 F CH 91 B CU 81 X SI 92 3-2 L5		4	0	1	0	0	0	2
7 Brooks Conrad, S (1, 5) OBP: 0.371, SLG: 0.490 28 Julio Lugo, R (8, 5) OBP: 0.143, SLG: 0.143		1 SAFE B SI 93 X CH 88 1-0 F7		B CH 88 X SI 93 1-0 1-3 2-H 1B		B CH 90 C CH 90 B CU 78 X CH 90 2-1 P4		X SI 92 0-0 13 S 1B		4 0	0 0	2 0	1 0	0 0	0 0	1 0
8 David Ross, R (1, 2) OBP: 0.365, SLG: 0.482		B SI 93 C SI 93 S FF 93 F FF 93 1 SAFE S CH 90 1-3 K2-3		X SI 93 0-0 B1-3		B CU 84 B CH 91 X SI 92 2-0 G5-3		C SI 92 D CH 88 1 SAFE X SL 85 1-1 F8		4	0	0	0	0	1	4
13 Nate McLouth, L (1, 7) OBP: 0.342, SLG: 0.337			X FF 92 0-0 F7		B CU 78 C CU 81 B CH 87 B SI 92 B SI 92 4-1 2 F9 2 WP 1 WP BB	X SI 92 0-0 F7		B B CH 88 C SI 92 C FF 92 F CU 82 F CH 89 F SL 86 F SL 84 B FF 92 4-2 F CU 81 F SI 93 D CH 90 1-2 BB		2	1	0	0	2	0	0
2 Alex Gonzalez, R (1, 6) OBP: 0.274, SLG: 0.363			C SI 92 F CU 80 S FF 93 0-3 K		1 SAFE B SI 92 F SI 91 B FF 92 D CH 89 X SI 92 3-1 F9 1-3		B FF 90 C CH 90 B SI 91 B CU 84 F SI 91 X SI 92 3-2 22 1B 16 1B 1B	S FF 93 S SI 95 B SI 95 T SI 95 1-2 K		4	1	1	0	0	2	3

Inning Stats																								
	R: 0	H: 0	R: 0	H: 1	R: 0	H: 0	R: 1	H: 3	R: 3	H: 2	R: 0	H: 0	R: 1	H: 3	R: 0	H: 1	R: 0	H: 0	1B: 10	SF: 0	WP: 2	PA: 39
	E: 0	LOB: 0	E: 0	LOB: 1	E: 0	LOB: 0	E: 0	LOB: 2	E: 0	LOB: 1	E: 0	LOB: 0	E: 0	LOB: 1	E: 0	LOB: 2	E: 0	LOB: 0	2B: 0	SAC: 0	PB: 0	
	K: 2	BB: 0	K: 1	BB: 0	K: 2	BB: 0	K: 1	BB: 0	K: 0	BB: 2	K: 0	BB: 0	K: 0	BB: 0	K: 1	BB: 1	K: 0	BB: 0	3B: 0	DP: 1	SB: 2	
	S: 7	P: 10	S: 13	P: 19	S: 7	P: 8	S: 12	P: 18	S: 14	P: 27	S: 4	P: 8	S: 9	P: 15	S: 17	P: 26	S: 8	P: 12	HR: 0	HBP: 0	CS: 0	

	AB	36
	R	5
	H	10
	RBI	4
	BB	3
	SO	7
	LOB	15

PITCHER		IP	WLS	BF	H	R	ER	SO	BB	IBB	HBP	BLK	WP	HR	S	P	ERA	WHIP
34 Félix Hernández, R ERA: 3.35	(1, 1)	7.2	L	35	10	5	5	6	3	0	0	0	2	0	80	127	5.87	1.696
46 Chris Ray, R ERA: 5.24	(8, 1)	0.1		1	0	0	0	1	0	0	0	0	0	0	3	4	0.00	0.000
43 Brandon League, R ERA: 3.48	(9, 1)	1.0		3	0	0	0	0	0	0	0	0	0	0	8	12	0.00	0.000

PITCHER	IP	WLS	BF	H	R	ER	SO	BB	IBB	HBP	BLK	WP	HR	S	P	ERA	WHIP

Atlanta Braves @ Seattle Mariners

Safeco Field, Seattle, WA

Wed Jun 29 2011, 12:40 PM - 3:16 PM PDT

Att. 30,521 - Cloudy - 64 F

livebaseballscorecards.com

Batter	1	2	3	4	5	6	7	8	9	AB	R	H	RBI	BB	SO	LOB
51 Ichiro Suzuki, L (1, 9) OBP: 0.321, SLG: 0.335	B SI 88 F CH 83 C SI 88 S CH 83 1-3 K ①		X CH 84 0-0 G3 ② 2-3		B SI 88 C SI 87 X CH 83 1-1 26 FC5-4 1B 1-2		B SI 92 B SI 92 F SI 91 C SI 92 F SI 92 F SL 84 S SL 84 2-3 K ③			4	0	1	0	0	2	1
26 Brendan Ryan, R (1, 6) OBP: 0.317, SLG: 0.306	C SI 89 B SI 89 S SL 81 B SI 89 X SL 81 2-2 L6 ②		S SI 90 B SI 89 B SL 81 B SL 79 B SI 88 4-1 BB		B SL 80 B SI 88 B SI 88 C SI 88 F SI 88 F SI 88 X SI 88 3-2 FC5-4 ② 1-2f 2-3			B SI 94 X SI 94 1-0 13 HR 1B		3	1	1	0	1	0	2
4 Adam Kennedy, L (1, 5) OBP: 0.304, SLG: 0.410	B SI 88 C SI 88 F CH 84 F CH 83 X SI 89 1-2 G6-3 ③		C SL 79 F FC 86 B CH 84 B CH 84 F SL 80 C SI 89 2-3 K ③		B FC 86 B FC 87 B SI 88 C SI 88 C SL 80 X SI 88 3-2 G3 ③			C SL 85 X FF 95 0-1 F8 ①		4	0	0	0	0	1	5
17 Justin Smoak, S (1, 3) OBP: 0.345, SLG: 0.449		B SI 88 X SL 82 1-0 G4-3 ①		B SL 80 X SI 88 1-0 G4-3 ①		C SL 79 B CH 83 X SL 78 1-1 G3 ①		B SI 95 D SI 93 B SI 95 C SI 93 F SI 93 F SI 94 S SL 85 3-3 K ②		4	0	0	0	0	1	1
13 Dustin Ackley, L (1, 4) OBP: 0.378, SLG: 0.575		C SI 88 C SI 88 B CH 83 B CH 83 B SL 80 B SL 80 4-2 29 S BB		C SL 80 B SI 88 B SI 88 X SI 88 2-1 F8 ②		B FC 86 X SI 88 1-0 G6-3 ②		B FF 95 B SI 95 S SI 94 B SI 95 X SI 92 3-1 1-H HR		3	1	1	2	1	0	0
29 Jack Cust, L (1, 10) OBP: 0.359, SLG: 0.339		C SL 80 1 SAFE B SI 88 1 SAFE C SL 80 1 SAFE B SL 80 B CH 83 C SL 81 3-3 K ② 1-2		F FC 86 F FC 85 B CH 83 B SL 80 C SI 88 2-3 K ③		B CH 82 B SI 88 B SL 78 B SI 88 4-0 21 FC5-4 BB		B SL 85 F SI 95 S SI 94 S SL 86 1-3 K ③		3	0	0	0	1	3	1
21 Franklin Gutierrez, R (1, 8) OBP: 0.228, SLG: 0.246		C SL 80 F SL 79 X SI 88 0-2 F8 ③			B SI 86 X SI 86 1-0 8 F8 3 1B 1B	B SI 87 C SL 82 F SL 80 F FC 86 F CH 84 B SL 82 F CH 83 F CH 83 X CH 83 2-2 FC5-4 ③ 1-2f			C KC 84 F KC 86 F SI 94 C FF 96 0-3 K ①	4	1	1	0	0	1	2
8 Carlos Peguero, L (1, 7) OBP: 0.264, SLG: 0.412 56 Greg Halman, R (7, PH) OBP: 0.389, SLG: 0.500 (8, 7) 20 Mike Carp, L (9, PH) OBP: 0.333, SLG: 0.257			F FC 86 C SI 88 F CH 83 S SI 88 0-3 K ①		B SI 87 X SI 87 1-0 F8 ① 1-2		S SI 90 B SL 87 F SL 85 F SL 83 B SI 92 S SL 85 2-3 K ①		B KC 84 X KC 84 1-0 F9 ②	2 1 1	0 0 0	0 0 0	0 0 0	0 0 0	1 1 0	1 0 0
3 Josh Bard, S (1, 2) OBP: 0.500, SLG: 0.750			X SI 88 0-0 51 G3 2B		X SI 88 0-0 26 FC5-4 51 1B 2-H 1B		B SI 90 X SI 92 1-0 F8 ②		C KC 85 F SI 95 B KC 87 F FF 96 B FF 96 S KC 87 2-3 K ③	4	0	2	1	0	1	0
Inning Stats	R: 0 E: 0 K: 1 S: 10 H: 0 LOB: 0 BB: 0 P: 14	R: 0 E: 0 K: 1 S: 9 H: 0 LOB: 1 BB: 1 P: 17	R: 0 E: 0 K: 2 S: 11 H: 1 LOB: 2 BB: 1 P: 17	R: 0 E: 0 K: 1 S: 6 H: 0 LOB: 0 BB: 0 P: 11	R: 1 E: 0 K: 0 S: 12 H: 3 LOB: 2 BB: 0 P: 21	R: 0 E: 0 K: 0 S: 10 H: 0 LOB: 1 BB: 1 P: 18	R: 0 E: 0 K: 2 S: 10 H: 0 LOB: 0 BB: 0 P: 15	R: 2 E: 0 K: 2 S: 12 H: 2 LOB: 0 BB: 0 P: 20	R: 0 E: 0 K: 2 S: 9 H: 0 LOB: 0 BB: 0 P: 12	1B: 4 2B: 1 3B: 0 HR: 1	SF: 0 SAC: 0 DP: 0 HBP: 0						

	AB	33
	R	3
	H	6
	RBI	3
	BB	3
	SO	11
	LOB	13

WP: 0 PB: 0 SB: 1 CS: 0 PA: 36

PITCHER		IP	WLS	BF	H	R	ER	SO	BB	IBB	HBP	BLK	WP	HR	S	P	ERA	WHIP
32 Derek Lowe, R ERA: 4.16	(1, 1)	6.0	W	25	4	1	1	5	3	0	0	0	0	0	58	98	1.50	1.167
34 Eric O'Flaherty, L ERA: 1.21	(7, 1)	1.0		3	0	0	0	2	0	0	0	0	0	0	10	15	0.00	0.000
39 Jonny Venters, L ERA: 1.59	(8, 1)	1.0		5	2	2	2	2	0	0	0	0	0	1	12	20	18.00	2.000
46 Craig Kimbrel, R ERA: 2.63	(9, 1)	1.0	S	3	0	0	0	2	0	0	0	0	0	0	9	12	0.00	0.000

PITCHER	IP	WLS	BF	H	R	ER	SO	BB	IBB	HBP	BLK	WP	HR	S	P	ERA	WHIP

Baltimore Orioles @ Atlanta Braves

Turner Field, Atlanta, GA

Fri Jul 01 2011, 7:41 PM - 9:59 PM EDT

Att. 33,261 - Partly Cloudy - 86 F

TOP

livebaseballscorecards.com

Batter	1	2	3	4	5	6	7	8	9	AB	R	H	RBI	BB	SO	LOB
2 J.J. Hardy, R (1, 6) OBP: 0.359, SLG: 0.527	C FF 89 C CH 84 B FF 89 F CH 85 F FF 92 F CH 83 S SL 80 1-3 ① K			C SL 79 C FF 87 S FF 89 0-3 ① K		C FF 90 F FF 91 X FF 92 0-2 ③ G1-4-3 1-2			C FF 90 X SL 80 0-1 ② F7	4	0	0	0	0	2	1
21 Nick Markakis, L (1, 9) OBP: 0.331, SLG: 0.366	X FF 89 0-0 ② G3-1			C FF 87 B CH 84 B FF 89 F CH 83 F FF 89 X CH 84 2-2 ② G1-3			C FF 87 C FF 88 B CH 85 X CH 85 1-2 ① G1-3		C FF 89 B CH 84 B CH 84 X FF 89 2-1 ③ F7	4	0	0	0	0	0	0
10 Adam Jones, R (1, 8) OBP: 0.329, SLG: 0.472	B SI 88 X CH 83 1-0 ③ G5-3			C SL 80 B FF 91 B FF 89 B CH 84 X SI 90 3-1 ③ F7			B FF 89 B SL 80 C CH 84 X CH 84 2-1 25 S 1B			3	0	1	0	0	0	0
32 Matt Wieters, S (1, 2) OBP: 0.313, SLG: 0.397		C CH 83 X CH 82 0-1 ① G3			C SL 79 X CH 83 0-1 ① G6-3		C FF 89 1 SAFE F FF 90 B FF 91 C CH 84 1-3 ② K			3	0	0	0	0	1	1
25 Derrek Lee, R (1, 3) OBP: 0.302, SLG: 0.357		C SL 80 F CH 84 X SI 90 0-2 ② F9			X FF 90 0-0 ② G1-4-3		B FF 92 F FF 92 C FF 92 F FF 92 B FF 91 B FF 92 F FF 93 F SL 82 S FF 92 3-3 ③ K 1-2			3	0	0	0	0	1	1
30 Luke Scott, L (1, 7) OBP: 0.310, SLG: 0.420		C FF 89 B FF 88 B CH 84 C SL 80 B FF 89 S CH 85 3-3 ③ K			B SL 79 X SI 87 1-0 ③ G1-3			B CH 86 B FF 87 B FF 87 C FF 88 F FF 89 F CH 84 X FF 91 3-2 ① G1-3		3	0	0	0	0	1	0
12 Mark Reynolds, R (1, 5) OBP: 0.352, SLG: 0.459			B FF 87 X SL 79 1-0 ① F8			B SL 79 B SL 78 S FF 90 B SL 80 B CH 84 4-1 46 FC1-6 BB		F FF 92 S SL 80 B SL 78 X FF 93 1-2 ② F9		2	0	0	0	1	0	0
11 Robert Andino, R (1, 4) OBP: 0.327, SLG: 0.307			C FF 88 C CH 84 B SL 80 F FF 90 B CH 84 S SL 81 2-3 ② K			C FF 88 X CH 84 0-1 ① F9		B FF 90 F FF 90 B FF 92 C SI 90 F SL 79 X CH 84 2-2 ③ P5		3	0	0	0	0	1	1
46 Jeremy Guthrie, R (1, 1) OBP: 0.200, SLG: 0.400 47 Pedro Viola, R (8, 1) 49 Jason Berken, R (8, 1) 27 Vladimir Guerrero, R (9, PH) OBP: 0.309, SLG: 0.380			S FF 90 C FF 90 S SL 80 0-3 ③ K			L FF 89 1 SAFE X FF 88 0-1 ② FC1-6 2 BLK 1-2f			B SL 78 B SL 78 C SI 89 F FF 91 S FF 92 2-3 ① K	2 0 0 1	0 0 0 0	0 0 0 0	0 0 0 0	0 0 0 0	1 0 0 1	1 0 0 0
Inning Stats	R: 0 H: 0 E: 0 LOB: 0 K: 1 BB: 0 S: 8 P: 10	R: 0 H: 0 E: 0 LOB: 0 K: 1 BB: 0 S: 8 P: 11	R: 0 H: 0 E: 0 LOB: 0 K: 2 BB: 0 S: 8 P: 11	R: 0 H: 0 E: 0 LOB: 0 K: 1 BB: 0 S: 9 P: 14	R: 0 H: 0 E: 0 LOB: 0 K: 0 BB: 0 S: 4 P: 5	R: 0 H: 0 E: 0 LOB: 1 K: 0 BB: 1 S: 8 P: 12	R: 0 H: 1 E: 0 LOB: 1 K: 2 BB: 0 S: 14 P: 21	R: 0 H: 0 E: 0 LOB: 0 K: 0 BB: 0 S: 11 P: 17	R: 0 H: 0 E: 0 LOB: 0 K: 1 BB: 0 S: 7 P: 11	1B: 1 SF: 0 2B: 0 SAC: 0 3B: 0 DP: 0 HR: 0 HBP: 0						

AB	28
R	0
H	1
RBI	0
BB	1
SO	8
LOB	5

WP: 0 PA: 29
PB: 0
SB: 1
CS: 0

PITCHER	IP	WLS	BF	H	R	ER	SO	BB	IBB	HBP	BLK	WP	HR	S	P	ERA	WHIP
49 Jair Jurrjens, R (1, 1) ERA: 1.89	9.0	W	29	1	0	0	8	1	0	0	1	0	0	77	112	0.00	0.222

PITCHER	IP	WLS	BF	H	R	ER	SO	BB	IBB	HBP	BLK	WP	HR	S	P	ERA	WHIP

Batter	1	2	3	4	5	6	7	8	9	AB	R	H	RBI	BB	SO	LOB
1 Jordan Schafer, L (1, 8) OBP: 0.301, SLG: 0.315	B FF 88 B SI 89 C SI 90 F SI 90 S FF 94 2-3 ① K		C SI 93 B CU 74 B CH 84 X CH 86 2-1 ② F9			B SI 92 C SI 91 X CU 73 1-1 22 HR 1B		L SI 89 X SI 92 0-1 22 1B 10 1B 1B		4	2	2	0	0	1	0
22 Jason Heyward, L (1, 9) OBP: 0.329, SLG: 0.411	S SI 92 B SI 93 F CH 86 X SI 95 1-2 ② G4-3		B CH 85 X SI 94 1-0 ③ G6-3			1 SAFE C SI 93 X SI 92 0-1 1-H HR		1 SAFE B CH 82 X CH 82 1-0 5 FC3 10 1B 5 E 1-3 1B		4	2	2	2	0	0	0
16 Brian McCann, L (1, 2) OBP: 0.386, SLG: 0.521	B SI 90 B CU 74 B SI 95 B SI 90 4-0 BB			C SI 93 F CH 84 B SL 86 B SI 94 B SL 84 X SI 95 3-2 ① G3-1		X CH 85 0-0 ② F9		S FF 94 S FF 93 F SI 95 F FF 94 D SL 83 D SL 81 X FF 94 2-2 ① P3		3	0	0	0	1	0	2
10 Chipper Jones, S (1, 5) OBP: 0.337, SLG: 0.414	X SI 94 0-0 ③ G4-3			X CU 74 0-0 ② G4-3		C CH 84 B SI 92 S CH 84 X SI 94 1-2 ③ F8		B SL 79 X FF 93 1-0 5 E 1-2 3-H 1B		4	0	1	1	0	0	1
5 Freddie Freeman, L (1, 3) OBP: 0.338, SLG: 0.429		B FF 93 B SI 94 X SI 92 2-0 ① F7		B SI 93 X SI 93 1-0 ③ F8			B CH 81 B CH 81 B SI 91 B SI 90 4-0 26 CS BB	S SL 80 B SL 81 F FF 93 B FF 94 X FF 93 2-2 FC3 1-3 2-H		3	0	0	0	1	0	1
26 Dan Uggla, R (1, 4) OBP: 0.244, SLG: 0.336		C SI 94 C FF 91 B SL 82 S SL 85 1-3 ② K	C SL 82 B SL 84 F FF 91 B FF 94 S SI 95 2-3 ① K			B CH 84 1 SAFE B SL 82 S SI 92 F SI 93 B FF 93 S SL 84 3-3 ① ② K 1-2		S SL 84 B SL 85 S SL 84 C SL 84 1-3 ② K		4	0	0	0	0	4	3
2 Alex Gonzalez, R (1, 6) OBP: 0.277, SLG: 0.368		X SI 91 0-0 1B	B SL 82 C SI 94 F SI 93 X SL 85 1-2 ② L1-3			F SL 81 X SI 93 0-1 2B		B SL 83 C FF 94 F FF 94 S SL 85 1-3 ③ K		4	0	2	0	0	1	2
13 Nate McLouth, L (1, 7) OBP: 0.342, SLG: 0.333		B SI 91 X SI 92 1-0 ③ F7	C CU 73 B SI 92 B CH 84 S CH 85 X SI 95 2-2 ③ F8			I I IN 71 I IN 58 I IN 59 4-0 IBB				2	0	0	0	1	0	1
49 Jair Jurrjens, R (1, 1) OBP: 0.118, SLG: 0.091			B SI 90 B FF 90 C SI 89 F SI 94 F FF 95 S SL 85 2-3 ① K			X SI 92 0-0 ① G6-3	F SL 84 S SL 85 D SL 84 S SL 85 1-3 ③ K			3	0	0	0	0	2	2
Inning Stats	R: 0 E: 0 K: 1 S: 7 H: 0 LOB: 1 BB: 1 P: 14	R: 0 E: 0 K: 1 S: 6 H: 1 LOB: 1 BB: 0 P: 10	R: 0 E: 0 K: 1 S: 7 H: 0 LOB: 0 BB: 0 P: 12	R: 0 E: 0 K: 0 S: 5 H: 0 LOB: 0 BB: 0 P: 9	R: 0 E: 0 K: 1 S: 9 H: 0 LOB: 0 BB: 0 P: 14	R: 2 E: 0 K: 0 S: 9 H: 2 LOB: 0 BB: 0 P: 11	R: 0 E: 0 K: 2 S: 8 H: 1 LOB: 2 BB: 2 P: 20	R: 2 E: 1 K: 2 S: 18 H: 3 LOB: 2 BB: 0 P: 26		1B: 5 2B: 2 3B: 0 HR: 1 SF: 0 SAC: 0 DP: 1 HBP: 0					WP: 0 PB: 0 SB: 0 CS: 1 PA: 34	

PITCHER		IP	WLS	BF	H	R	ER	SO	BB	IBB	HBP	BLK	WP	HR	S	P	ERA	WHIP
46 Jeremy Guthrie, R ERA: 3.93	(1, 1)	7.0	L	29	6	4	3	6	2	1	0	0	0	1	54	94	3.86	1.143
47 Pedro Viola, L ERA:	(8, 1)	0.1		3	1	0	0	0	0	0	0	0	0	0	9	14	0.00	3.000
49 Jason Berken, R ERA: 5.88	(8, 1)	0.2		2	0	0	0	2	0	0	0	0	0	0	6	8	0.00	0.000

PITCHER	IP	WLS	BF	H	R	ER	SO	BB	IBB	HBP	BLK	WP	HR	S	P	ERA	WHIP

BOTTOM

Baltimore Orioles @ Atlanta Braves

Turner Field, Atlanta, GA

Fri Jul 01 2011, 7:41 PM - 9:59 PM EDT

Att. 33,261 - Partly Cloudy - 86 F

livebaseballscorecards.com

AB	31
R	4
H	7
RBI	3
BB	3
SO	8
LOB	12

Baltimore Orioles @ Atlanta Braves

Turner Field, Atlanta, GA

Sat Jul 02 2011, 7:12 PM - 9:51 PM EDT

Att. 37,259 - Partly Cloudy - 93 F

TOP

livebaseballscorecards.com

Batter	1	2	3	4	5	6	7	8	9	AB	R	H	RBI	BB	SO	LOB
2 J.J. Hardy, R (1, 6) OBP: 0.351, SLG: 0.515	C FF 91 S SI 92 C FC 85 0-3 ① K		C SI 91 S FC 84 S FC 84 0-3 ② K	C SI 91 0-1 ③ CS 1-2	C SI 90 C SI 92 F FC 85 X FF 91 0-2 ① F8	1 SAFE C FC 86 F FC 87 1 SAFE S FC 82 0-3 ③ K		X SL 84 0-0 ② G4-3 1-2 2-3		5	0	0	0	0	3	3
21 Nick Markakis, L (1, 9) OBP: 0.334, SLG: 0.378	S FS 84 X FC 87 0-1 ② G1-3		X FS 83 0-0 10 1B 1B	B FC 87 B FS 82 B SI 92 C SI 91 F SI 91 X SI 92 3-2 32 1B 1B		B FF 93 B SI 93 F SI 92 X FO 83 2-1 HR	B SI 89 B SI 90 C SI 89 B SL 84 X SL 83 3-1 ③ F7			5	1	3	1	0	0	2
10 Adam Jones, R (1, 8) OBP: 0.330, SLG: 0.471	B SI 93 C SI 92 F SI 93 F SI 93 X FC 86 1-2 1B		B FC 85 X SI 92 1-0 1-2 1B	B CU 78 B SI 92 X SI 92 2-0 ② L5		B FF 94 B FO 84 X SI 93 2-0 ① F7			C FF 96 F FF 98 S FF 98 0-3 ① K	5	0	2	0	0	1	1
32 Matt Wieters, S (1, 2) OBP: 0.315, SLG: 0.397 46 Jeremy Guthrie, R (9, PR) OBP: 0.200, SLG: 0.400	F SI 92 X SI 93 0-1 ③ G6-3		C FS 83 X CU 77 0-1 ③ G3		X SI 93 0-0 1-2 1B	C FO 82 B SL 81 F FO 83 B FF 95 X SL 80 2-2 ② G5-3			X KC 87 0-0 1B	5 0	0 0	2 0	0 0	0 0	0 0	3 0
25 Derrek Lee, R (1, 3) OBP: 0.307, SLG: 0.359		C FF 90 B SI 91 B FC 85 F SI 91 B SI 92 B FC 86 4-2 BB	C FC 84 C FC 84 B FC 83 B SI 91 F CU 77 B SI 92 X SI 92 3-2 30 FC4 1B	X SI 92 0-0 ③ L6		B FF 95 S FF 94 F FF 95 B FF 94 X SL 81 2-2 1B			D FF 98 1 SAFE X FF 97 1-0 ② P3	4	0	2	0	1	0	3
30 Luke Scott, L (1, 7) OBP: 0.306, SLG: 0.414 14 Nolan Reimold, R (7, PH) OBP: 0.377, SLG: 0.529 (7, 7) 18 Felix Pie, L (9, PH) OBP: 0.252, SLG: 0.292		C FC 86 B SI 92 F SI 92 C SI 93 1-3 ① K	F SI 92 F SI 92 B SI 92 X SI 92 1-2 ① FC4 12 HR 1-2f	F SI 88 X FS 83 0-1 ① L3	C SI 90 B SI 90 C SL 87 D SL 85 X FF 90 2-2 ③ F7			B FF 97 B FF 96 C FF 95 S KC 87 S KC 88 2-3 ③ K2-3	3 1 1	1 0 0	0 0 0	0 0 0	0 0 0	1 0 1	2 1 1
12 Mark Reynolds, R (1, 5) OBP: 0.354, SLG: 0.483		B SI 92 1 SAFE B SI 91 C SI 92 X SI 92 2-1 ② F8	X SI 93 0-0 1-H HR	X SI 92 0-0 HR		S SL 84 B SL 84 B SL 84 F SL 85 B SL 86 F FF 90 S SL 84 3-3 ① K			4	2	2	3	0	1	1
28 Blake Davis, L (1, 4) OBP: 0.429, SLG: 0.444		D SI 93 S SI 92 1 SAFE F SI 93 B FS 83 S FS 85 2-3 ③ K	B CU 77 B SI 93 B FS 82 B FF 92 4-0 2 CS BB	B SI 91 C FF 90 F FC 86 B SI 92 B SI 92 B SI 91 4-2 BB		C FF 90 S SL 82 B SL 84 X SL 83 1-2 2 G4-3 11 1B 1B			2	0	1	0	2	1	1
34 Jake Arrieta, R (1, 1) OBP: 0.250, SLG: 0.250 27 Vladimir Guerrero, R (6, PH) OBP: 0.308, SLG: 0.378 35 Brad Bergesen, L (6, 1) 51 Michael Gonzalez, R (7, 1) 11 Robert Andino, R (8, PH) OBP: 0.330, SLG: 0.311 19 Koji Uehara, R (8, 1)			X SI 91 0-0 ① F9	M FC 86 L SI 91 M FC 85 0-3 ② K		S FC 86 C FC 86 X FC 87 0-2 ② F8		B SI 88 D SI 89 F SI 90 B SI 90 X SI 90 3-1 2 G4-3 1-2 1B		2 1 0 0 1 0	0 0 0 0 0 0	0 0 0 0 1 0	0 0 0 0 0 0	1 0 0 0 0 0	1 1 0 0 0 0	1 1 0 0 0 0
Inning Stats	R: 0 E: 0 K: 1 S: 11 H: 1 LOB: 1 BB: 0 P: 12	R: 0 E: 0 K: 2 S: 10 H: 0 LOB: 1 BB: 1 P: 19	R: 0 E: 0 K: 1 S: 8 H: 2 LOB: 2 BB: 0 P: 9	R: 2 E: 0 K: 1 S: 12 H: 2 LOB: 0 BB: 1 P: 20	R: 0 E: 0 K: 0 S: 10 H: 2 LOB: 2 BB: 0 P: 15	R: 1 E: 0 K: 1 S: 11 H: 1 LOB: 1 BB: 1 P: 15	R: 1 E: 0 K: 0 S: 12 H: 2 LOB: 1 BB: 0 P: 22	R: 0 E: 0 K: 1 S: 12 H: 2 LOB: 2 BB: 0 P: 22	R: 0 E: 0 K: 2 S: 8 H: 1 LOB: 1 BB: 0 P: 11	1B: 10 2B: 0 3B: 0 HR: 3 SF: 0 SAC: 0 DP: 0 HBP: 0						

	AB	39
	R	4
	H	13
	RBI	4
	BB	3
	SO	9
	LOB	20

WP: 0 PB: 0 SB: 0 CS: 1 PA: 43

PITCHER		IP	WLS	BF	H	R	ER	SO	BB	IBB	HBP	BLK	WP	HR	S	P	ERA	WHIP
15 Tim Hudson, R ERA: 3.57	(1, 1)	6.0	W	28	8	3	3	6	3	0	0	0	0	2	62	90	4.50	1.833
19 Scott Linebrink, R ERA: 3.55	(7, 1)	0.2	H	4	2	1	1	0	0	0	0	0	0	1	9	17	13.50	3.000
34 Eric O'Flaherty, L ERA: 1.16	(7, 1)	1.1	H	6	2	0	0	1	0	0	0	0	0	0	15	27	0.00	1.500
46 Craig Kimbrel, R ERA: 2.57	(9, 1)	1.0	S	4	1	0	0	2	0	0	0	0	0	0	8	11	0.00	1.000

PITCHER	IP	WLS	BF	H	R	ER	SO	BB	IBB	HBP	BLK	WP	HR	S	P	ERA	WHIP

Baltimore Orioles @ Atlanta Braves

Turner Field, Atlanta, GA

Sat Jul 02 2011, 7:12 PM - 9:51 PM EDT

Att. 37,259 - Partly Cloudy - 93 F

livebaseballscorecards.com

BOTTOM

Batter	1	2	3	4	5	6	7	8	9	AB	R	H	RBI	BB	SO	LOB
1 Jordan Schafer, L (1, 8) OBP: 0.293, SLG: 0.306	C FF 93 F SI 94 B SI 95 S SL 86 1-3 ① **K**		D CU 78 M SI 94 B SI 95 B SI 94 X FF 94 3-1 ②③ **F8** **3-H**		B CU 75 X SI 92 1-0 ① **G4-3**		C SI 92 X SI 92 0-1 ① **G4-3**			4	0	0	0	0	1	1
2 Alex Gonzalez, R (1, 6) OBP: 0.273, SLG: 0.364	X FF 94 0-0 ② **F7**			B FF 92 C FF 92 X CU 78 1-1 ① **G5-3**	B CU 77 X SL 86 1-0 ② **F7**		B SL 85 C SL 84 X SL 86 1-1 ② **G1-3**			4	0	0	0	0	0	0
22 Jason Heyward, L (1, 9) OBP: 0.328, SLG: 0.408	C SI 95 X SI 95 0-1 ③ **G1-3**			C CU 77 C CU 77 F FF 93 C SI 94 0-3 ② **K**	C FF 92 B FF 91 B CH 87 F CU 78 X SI 92 2-2 **10 BB** **1B**		C SL 80 X FF 93 0-1 ③ **F7**			4	0	1	0	0	1	0
10 Chipper Jones, S (1, 5) OBP: 0.342, SLG: 0.420		B FF 93 S SI 94 X SI 94 1-1 **1B**		B CU 77 X CH 88 1-0 **26 1B** **2B**	**B SI 92** **C SI 90** **1 SAFE** **B SI 93** **C CU 77** **1 SAFE** 1 SAFE B FF 92 B SL 84 4-2 **1-2** **BB**			C FF 89 C FS 83 S FS 82 0-3 ① **K**		3	1	2	0	1	1	0
5 Freddie Freeman, L (1, 3) OBP: 0.336, SLG: 0.425		F SI 94 C CU 77 S CU 79 0-3 ① **K**		C CU 78 S SL 86 H SL 87 1-2 **13 BB** **26 1B** **8 HR** **HBP**	S CU 76 B SI 92 S SL 82 B CU 81 C FF 91 2-3 ③ **K**			B FS 82 S FS 82 B SI 90 S FF 90 S FF 90 2-3 ② **K**		3	1	0	0	0	3	3
26 Dan Uggla, R (1, 4) OBP: 0.244, SLG: 0.334		C FF 94 B SI 94 F FF 93 S FF 94 1-3 ② **K**		X SL 88 0-0 **13 BB** **8 HR** **1B** **1-2** **2-H**		B FF 91 F SI 90 X SI 93 1-1 ① **P3**		F FF 90 C SI 90 B FF 91 F SI 90 F FF 89 F SI 90 X SI 90 1-2 ③ **P3**		4	1	1	1	0	1	1
13 Nate McLouth, L (1, 7) OBP: 0.346, SLG: 0.335		X SI 93 0-0 ③ **G4-3**		B CU 77 B CU 78 F SI 92 B SL 88 B SI 93 4-1 **8 HR** **BB** **1-2** **2-3**		B SI 92 B SI 92 F FF 91 B SI 93 C FF 92 F FF 91 X SI 93 3-2 **7 FC3-6** **1B**				2	1	1	0	1	0	1
8 David Ross, R (1, 2) OBP: 0.379, SLG: 0.542			X FF 93 0-0 **E5** **15 SH2-4** **1 CS** **1B**	B SL 85 S SL 86 X SI 94 1-1 **1-H** **2-H** **3-H** **HR**		F SI 91 1 SAFE 1 SAFE S SL 85 S SL 86 0-3 ② **K**				3	1	2	4	0	1	1
15 Tim Hudson, R (1, 1) OBP: 0.152, SLG: 0.167 7 Brooks Conrad, S (6, PH) OBP: 0.365, SLG: 0.481 19 Scott Linebrink, R (7, 1) 34 Eric O'Flaherty, L (7, 1) 46 Craig Kimbrel, R (9, 1)			B SI 90 B FF 92 X FF 91 2-0 ① **SH2-4** **2-3**	F FF 93 S SL 83 X SL 84 0-2 ③ **G6-3**		C FF 91 B SI 91 X SI 92 1-1 ③ **FC3-6** **1-2f**				1 1 0 0 0	0 0 0 0 0	0 0 0 0 0	0 0 0 0 0	0 0 0 0 0	0 0 0 0 0	0 1 0 0 0
Inning Stats	R: 0 E: 0 K: 1 S: 6 H: 0 LOB: 0 BB: 0 P: 7	R: 0 E: 0 K: 2 S: 9 H: 1 LOB: 1 BB: 0 P: 11	R: 0 E: 1 K: 0 S: 4 H: 1 LOB: 0 BB: 0 P: 9	R: 5 E: 0 K: 1 S: 16 H: 3 LOB: 0 BB: 1 P: 24	R: 0 E: 0 K: 1 S: 10 H: 1 LOB: 2 BB: 1 P: 20	R: 0 E: 0 K: 1 S: 11 H: 1 LOB: 1 BB: 0 P: 16	R: 0 E: 0 K: 0 S: 6 H: 0 LOB: 0 BB: 0 P: 7	R: 0 E: 0 K: 2 S: 12 H: 0 LOB: 0 BB: 0 P: 15		1B: 5 2B: 1 3B: 0 HR: 1 SF: 0 SAC: 1 DP: 0 HBP: 1				WP: 0 PB: 0 SB: 0 CS: 1 PA: 33	

	AB	29
	R	5
	H	7
	RBI	5
	BB	2
	SO	8
	LOB	8

PITCHER		IP	WLS	BF	H	R	ER	SO	BB	IBB	HBP	BLK	WP	HR	S	P	ERA	WHIP
34 Jake Arrieta, R ERA: 4.74	(1, 1)	5.0	L	23	6	5	5	5	2	0	1	0	0	1	45	71	9.00	1.600
35 Brad Bergesen, R ERA: 5.43	(6, 1)	1.2		6	1	0	0	1	0	0	0	0	0	0	15	21	0.00	0.600
51 Michael Gonzalez, L ERA: 5.34	(7, 1)	0.1		1	0	0	0	0	0	0	0	0	0	0	2	2	0.00	0.000
19 Koji Uehara, R ERA: 2.19	(8, 1)	1.0		3	0	0	0	2	0	0	0	0	0	0	12	15	0.00	0.000

PITCHER		IP	WLS	BF	H	R	ER	SO	BB	IBB	HBP	BLK	WP	HR	S	P	ERA	WHIP

Baltimore Orioles @ Atlanta Braves

Turner Field, Atlanta, GA

Sun Jul 03 2011, 1:37 PM - 4:46 PM EDT

Att. 23,492 - Cloudy - 91 F

TOP

livebaseballscorecards.com

Batter	1	2	3	4	5	6	7	8	9	AB	R	H	RBI	BB	SO	LOB
2 J.J. Hardy, R (1, 6) OBP: 0.356, SLG: 0.514	B FF 92 X FF 92 1-0 21 1B 1B		C SL 85 B FF 92 X SL 85 1-1 21 1B 12 SF8 1B		H 1-0 21 2B 1-2 HBP		C FF 94 S FF 94 B FF 96 F CU 77 B SI 96 C FF 95 2-3 ①	D SL 79 B SI 90 C SI 89 F SI 89 S SL 81 2-3 ③		4	1	2	0	0	2	3
21 Nick Markakis, L (1, 9) OBP: 0.343, SLG: 0.391	C FF 92 X CH 81 0-1 1-2 1B		C FF 91 1 SAFE F FF 91 X SL 82 0-2 1-3 1B		F X 0-1 1-3 2-H 2B		C FF 96 X FF 95 0-1 12 HR 1B		C FF 94 B FF 93 X FF 94 1-1 12 S 1B	5	1	5	1	0	0	0
10 Adam Jones, R (1, 8) OBP: 0.325, SLG: 0.463	F FF 91 F FF 91 S SL 83 0-3 K ①		X FF 92 0-0 P3 ①		B B T X 2-1 P3 ①		S FF 94 S FF 95 S FF 96 0-3 K ②		T SI 94 1 SAFE B FF 94 S FO 82 S SL 82 1-3 K ①	5	0	0	0	0	3	8
12 Mark Reynolds, R (1, 5) OBP: 0.354, SLG: 0.492	B SL 85 D SL 83 C FF 92 S FF 92 B SL 83 F SL 84 S FF 92 3-3 K ②		C SL 82 S FF 92 B FF 92 X SL 85 1-2 SF8 3-H ②		B F F S 1-3 K ②		B SL 83 X FF 94 1-0 1-H HR		B SL 80 I IN 69 I IN 67 I IN 63 4-0 25 G6-4-3 1-2 IBB	3	1	1	3	1	2	4
25 Derrek Lee, R (1, 3) OBP: 0.302, SLG: 0.352	C SL 94 C FF 93 B FF 93 F FF 91 S FF 94 2-3 K ③		1 SAFE C FF 91 B FF 91 B FF 91 B SL 84 X FF 90 3-1 F7 ③		S FF 90 F FF 92 B FF 91 F FF 92 B FF 92 X SL 81 2-2 P6 ③		C FF 96 B FF 95 F CU 77 F FF 96 B SL 84 X CU 77 2-2 F7 ③		B FF 93 F SI 93 X SI 94 1-1 G6-4-3 1-2f ② ③	5	0	0	0	0	1	7
30 Luke Scott, L (1, 7) OBP: 0.305, SLG: 0.408 18 Felix Pie, L (8, PR) OBP: 0.252, SLG: 0.292 (8, 7)		C CU 73 S CU 74 S FF 93 0-3 K ①		C FF 91 S CU 73 B CU 74 X FF 92 1-2 G6-3 ①		C SL 73 F SL 73 B FF 88 X FF 86 1-2 F7 ①		B CU 75 C CU 75 B FF 94 B FF 93 4-1 27 G6-3 15 SH1-4 BB		3 0	0 0	0 0	0 0	1 0	1 0	0 0
15 Craig Tatum, R (1, 2) OBP: 0.393, SLG: 0.348		C FF 92 X SL 83 0-1 G6-3 ②		X CU 74 0-0 F7 ②		C FF 86 B SL 72 S SL 72 F FF 86 X SL 72 1-2 2B		B FF 92 C FF 91 X FF 91 1-1 SH1-4 1-2 ①		3	0	1	0	0	0	0
28 Blake Davis, L (1, 4) OBP: 0.400, SLG: 0.381 11 Robert Andino, R (9, 4) OBP: 0.330, SLG: 0.311		S FF 92 F FF 92 B CU 76 B FF 94 S FF 94 2-3 K ③		C FF 92 B CH 81 B FF 92 B CH 81 X FF 92 3-1 F8 ③		C FF 86 C FF 87 S SL 72 0-3 K ②		B CU 74 B FF 92 C FF 92 B FF 93 4-1 27 G6-3 BB		3 0	0 0	0 0	0 0	1 0	2 0	1 0
53 Zack Britton, L (1, 1) OBP: 0.625, SLG: 1.125 43 Jim Johnson, R (6, 1) 27 Vladimir Guerrero, R (8, PH) OBP: 0.307, SLG: 0.377 19 Koji Uehara, R (8, 1) 63 Kevin Gregg, R (9, 1)			B FF 93 C FF 92 B FF 93 X FF 92 2-1 HR		C FF 90 F CU 73 B CU 74 F FF 92 B SL 87 X FF 93 2-2 2 HBP 21 2B 1B		B FF 87 C FF 88 S SL 73 D SL 74 S SL 73 2-3 K ③		X SL 79 0-0 G6-3 1-2 2-3 ②	3 0 1 0 0	2 0 0 0 0	2 0 0 0 0	1 0 0 0 0	0 0 0 0 0	1 0 0 0 0	1 0 2 0 0

Inning Stats	1	2	3	4	5	6	7	8	9
	R: 0 E: 0 K: 3 S: 13	R: 0 E: 0 K: 2 S: 8	R: 2 E: 0 K: 0 S: 13	R: 0 E: 0 K: 0 S: 6	R: 1 E: 0 K: 1 S: 15	R: 0 E: 0 K: 2 S: 13	R: 2 E: 0 K: 2 S: 14	R: 0 E: 0 K: 1 S: 8	R: 0 E: 0 K: 1 S: 7
	H: 2 LOB: 2 BB: 0 P: 19	H: 0 LOB: 0 BB: 0 P: 10	H: 3 LOB: 1 BB: 0 P: 20	H: 0 LOB: 0 BB: 0 P: 10	H: 2 LOB: 2 BB: 0 P: 23	H: 1 LOB: 1 BB: 0 P: 17	H: 2 LOB: 0 BB: 0 P: 19	H: 0 LOB: 3 BB: 2 P: 19	H: 1 LOB: 1 BB: 1 P: 14

1B: 7	SF: 1
2B: 2	SAC: 1
3B: 0	DP: 1
HR: 2	HBP: 1
WP: 0	PA: 41
PB: 0	
SB: 1	
CS: 0	

AB	35
R	5
H	11
RBI	5
BB	3
SO	12
LOB	26

PITCHER		IP	WLS	BF	H	R	ER	SO	BB	IBB	HBP	BLK	WP	HR	S	P	ERA	WHIP
37 Brandon Beachy, R ERA: 3.23	(1, 1)	5.0		23	7	3	3	6	0	0	1	0	0	1	55	82	5.40	1.400
52 George Sherrill, L ERA: 2.49	(6, 1)	1.0		4	1	0	0	2	0	0	0	0	0	0	13	17	0.00	1.000
43 Scott Proctor, R ERA: 4.02	(7, 1)	1.1	L	8	2	2	2	2	2	0	0	0	0	1	18	32	13.50	3.000
53 Cory Gearrin, R ERA: 3.45	(8, 1)	0.2		2	0	0	0	1	0	0	0	0	0	0	4	6	0.00	0.000
19 Scott Linebrink, R ERA: 3.44	(9, 1)	1.0		4	1	0	0	1	0	1	0	0	0	0	7	14	0.00	1.000

PITCHER	IP	WLS	BF	H	R	ER	SO	BB	IBB	HBP	BLK	WP	HR	S	P	ERA	WHIP

Baltimore Orioles @ Atlanta Braves

Turner Field, Atlanta, GA

Sun Jul 03 2011, 1:37 PM - 4:46 PM EDT

Att. 23,492 - Cloudy - 91 F

BOTTOM

livebaseballscorecards.com

Batter	1	2	3	4	5	6	7	8	9	AB	R	H	RBI	BB	SO	LOB
1 Jordan Schafer, L (1, 8) OBP: 0.296, SLG: 0.309	C FF 91 F SI 91 B FF 92 B SI 92 F SI 93 X FF 94 2-2 10 1B 10 S 1B		B SL 82 C FF 93 B FF 94 B SI 94 F FF 93 X SI 95 3-2 ② G5-3		X SL 83 0-0 1-2 2-3 1B	X SI 96 0-0 ③ G4-3			C CU 79 B CU 78 B FF 92 C FF 92 X CU 82 2-2 ① G1-3	5	0	2	0	0	0	1
22 Jason Heyward, L (1, 9) OBP: 0.321, SLG: 0.398	B SI 93 C FF 94 F SL 85 S SL 84 1-3 ① K		B SI 93 C FF 95 S CH 88 B SL 86 B SI 95 F SI 94 X SL 85 3-2 ③ G4-3		F SI 92 B FF 92 S SL 84 F SI 93 D SL 84 F SI 93 D CH 87 X SI 92 3-2 ②③ G1-2-3 3-Hf		X SI 95 0-0 ① G6-3		B FS 85 C FF 92 X FF 92 1-1 ② G1-3	5	0	0	0	0	1	4
10 Chipper Jones, S (1, 5) OBP: 0.343, SLG: 0.418	B SI 93 D SI 93 X SI 93 2-0 1-3 1B			X CH 85 0-0 ① G6-3		B SI 91 B CH 85 B SI 90 B FF 91 4-0 16 1B 5 1B BB	B SI 96 S SI 94 F CH 88 T SI 98 1-2 ② K		B FS 86 B FF 92 C CU 81 B FF 92 C FC 88 C CU 80 3-3 ③ K	4	1	1	0	1	2	0
16 Brian McCann, L (1, 2) OBP: 0.388, SLG: 0.520	C SL 83 B SI 93 F SL 84 F SL 86 S SL 86 1-3 ② K			B FF 92 F FF 93 X CH 87 1-1 ② G3		D FF 92 B SI 90 B SI 92 C FF 92 X SI 91 3-1 13 1B 5 1B 28 G5-3 1-2 1B	C CH 88 B SI 96 B SI 95 X CH 88 2-1 ③ 1B			4	1	2	0	0	1	2
5 Freddie Freeman, L (1, 3) OBP: 0.342, SLG: 0.425	D SL 85 S SI 94 B SI 94 X SI 95 2-1 ③ G3			B SL 82 C SI 92 F SI 93 B SL 86 B SI 93 B SI 93 4-2 26 FC6-4 BB		B SI 91 B SL 83 F FF 91 B SI 92 X SI 91 3-1 28 G5-3 13 1B 20 1B 1-2 2-H 1B		B SI 89 B FF 88 B SI 90 C SI 88 B SI 89 4-1 28 1B BB		2	1	1	1	2	0	2
26 Dan Uggla, R (1, 4) OBP: 0.241, SLG: 0.330		X FF 92 0-0 ① G5-3		X SI 93 0-0 ③ FC6-4 1-2f		B SI 95 B SI 93 X SI 95 2-0 ① F7		B FF 88 C SI 87 F FF 89 T SI 90 1-2 ① K		4	0	0	0	0	1	4
13 Nate McLouth, L (1, 7) OBP: 0.345, SLG: 0.333		C FF 94 F SI 93 B SL 82 B SL 84 F FF 95 S FF 94 2-3 ② K			X FF 90 0-0 ① G3	C SI 94 B CH 87 B CH 89 F SI 95 B SI 95 F SI 96 X SI 96 3-2 28 G5-3 20 1B 1-2 2-3 1B		F FF 88 B FS 80 1 SAFE B FS 79 C SI 87 F FS 79 B FS 80 F FF 89 F FF 88 3-2 ② X FF 88 F9		4	1	1	0	0	1	1
28 Julio Lugo, R (1, 6) OBP: 0.273, SLG: 0.200		B FF 94 B FF 92 X FF 94 2-0 ③ L4			B FF 90 B SI 90 B FF 92 B FF 92 4-0 1 1B 30 1B 22 G1-2-3 BB	X SI 96 0-0 ② G5-3 1-2 2-3 3-H		1 SAFE C SI 88 S FS 80 F FS 81 X FS 83 0-2 1-2 1B		3	0	1	1	1	0	2
37 Brandon Beachy, R (1, 1) 30 Wilkin Ramirez, R (5, PH) OBP: 0.333, SLG: 0.300 52 George Sherrill, L (6, 1) 20 Eric Hinske, L (6, PH) OBP: 0.298, SLG: 0.433 43 Scott Proctor, R (7, 1) 53 Cory Gearrin, R (8, 1) 7 Brooks Conrad, S (8, PH) OBP: 0.359, SLG: 0.472 19 Scott Linebrink, R (9, 1)			C FF 92 B SI 93 S SI 92 C SI 93 1-3 ① K		B FF 92 S SL 86 D FF 87 X SI 92 2-1 1 1B 1-2 1B	C CU 80 X SI 96 0-1 2-H 3-H 1B		C FS 81 S FS 81 B FS 83 B FF 90 S FS 84 2-3 ③ K		1 1 0 1 0 0 1	0 0 0 0 0 0 0	0 1 0 1 0 0 0	0 0 0 0 0 0 0	1 0 0 0 0 0 1	0 0 0 0 0 0 2	0 0 0 0 0 0 0
Inning Stats	R: 0 E: 0 K: 2 S: 14 H: 2 LOB: 2 BB: 0 P: 22	R: 0 E: 0 K: 1 S: 6 H: 0 LOB: 0 BB: 0 P: 10	R: 0 E: 0 K: 1 S: 10 H: 0 LOB: 0 BB: 0 P: 17	R: 0 E: 0 K: 0 S: 6 H: 0 LOB: 1 BB: 1 P: 11	R: 0 E: 0 K: 0 S: 9 H: 2 LOB: 2 BB: 1 P: 18	R: 4 E: 0 K: 0 S: 13 H: 4 LOB: 1 BB: 1 P: 28	R: 0 E: 0 K: 1 S: 6 H: 1 LOB: 1 BB: 0 P: 9	R: 0 E: 0 K: 2 S: 17 H: 1 LOB: 2 BB: 1 P: 27	R: 0 E: 0 K: 1 S: 8 H: 0 LOB: 0 BB: 0 P: 14	1B: 10 2B: 0 3B: 0 HR: 0	SF: 0 SAC: 0 DP: 1 HBP: 0					

	AB	35
	R	4
	H	10
	RBI	4
	BB	4
	SO	8
	LOB	18

PITCHER		IP	WLS	BF	H	R	ER	SO	BB	IBB	HBP	BLK	WP	HR	S	P	ERA	WHIP
53 Zack Britton, L ERA: 3.47	(1, 1)	5.0		23	6	3	3	4	3	0	0	0	0	0	49	92	5.40	1.800
43 Jim Johnson, R ERA: 2.37	(6, 1)	2.0	W	8	3	1	1	1	0	0	0	0	0	0	15	23	4.50	1.500
19 Koji Uehara, R ERA: 2.13	(8, 1)	1.0	H	5	1	0	0	2	1	0	0	0	0	0	17	27	0.00	2.000
63 Kevin Gregg, R ERA: 3.06	(9, 1)	1.0	S	3	0	0	0	1	0	0	0	0	0	0	8	14	0.00	0.000

PITCHER	IP	WLS	BF	H	R	ER	SO	BB	IBB	HBP	BLK	WP	HR	S	P	ERA	WHIP

WP: 0 PB: 0 SB: 1 CS: 0 PA: 39

Batter	1	2	3	4	5	6	7	8	9	AB	R	H	RBI	BB	SO	LOB
8 Charlie Blackmon, L (1, 7) OBP: 0.292, SLG: 0.314	C FF 90 F SL 82 B FF 91 X SL 83 1-2 G4-3 ①			X FF 90 0-0 B5-3 ①		B FF 92 F FF 91 X SL 80 1-1 L6-3 ②③ 1-2		B SI 95 F SI 95 D SL 86 D SI 95 X FF 95 3-1 F7 ③		4	0	0	0	0	0	2
14 Mark Ellis, R (1, 4) OBP: 0.270, SLG: 0.345	B SL 83 S SL 83 B FF 92 F FF 92 B FF 93 F FF 93 X FF 92 3-2 F9 ②			C FF 91 C FF 93 B FF 92 F SL 85 B CU 76 B FF 93 B SL 84 4-2 17 S 17 1B BB			C FF 90 B CU 73 X FF 92 1-1 F8 ①		B FF 96 C FF 96 X FF 96 1-1 G4-3 ①	3	1	0	0	1	0	0
17 Todd Helton, L (1, 3) OBP: 0.392, SLG: 0.488	B CU 74 C SL 82 B CH 79 C SL 82 S FF 92 2-3 K ③			C SL 81 B FF 92 B FF 92 B FF 91 T FF 92 X FF 93 3-2 2 G6-3 1-H 1B			B FF 90 X SL 81 1-0 G3 ②		B FF 96 B FF 97 C FF 94 B FF 96 C FF 94 F FF 96 X FF 96 3-2 F8 ②	4	0	1	1	0	1	0
2 Troy Tulowitzki, R (1, 6) OBP: 0.339, SLG: 0.495 18 Jonathan Herrera, S (4, 6) OBP: 0.317, SLG: 0.307		C SL 81 B FF 91 C SL 81 X CU 73 1-2 F7 ①		C CU 74 C FF 93 B FF 91 X FF 92 1-2 G6-3 ②③ 1-2f			B FF 90 C FF 91 X FF 91 1-1 7 2B 1B		C SI 95 B KC 85 B FF 96 X FF 94 2-1 F8 ③	2 2	0 0	0 1	0 0	0 0	0 0	1 0
7 Seth Smith, L (1, 9) OBP: 0.353, SLG: 0.520		B FF 90 C FF 92 B FF 91 F FF 92 S CU 74 2-3 K ②			B CU 71 B CH 78 X FF 90 2-0 P6 ①		1 SAFE 1 SAFE B CU 73 X FF 91 1-0 1-3 2B			3	0	1	0	0	1	0
21 Ty Wigginton, R (1, 5) OBP: 0.317, SLG: 0.498		S SL 82 C FF 92 B SL 83 B FF 93 T FF 93 2-2 K ③			B SL 81 C SL 80 S SL 81 X FF 92 1-2 F8 ②		B FF 93 B SL 82 C FF 92 C FF 93 B SL 83 S SL 82 3-3 K ③			3	0	0	0	0	2	2
19 Ryan Spilborghs, R (1, 8) OBP: 0.306, SLG: 0.324			B FF 90 X FF 90 1-0 F9 ①		C FF 91 B CU 74 C FF 91 X SL 81 1-2 G5-3 ③			C SI 97 B SI 97 B SL 86 F SI 96 B SI 96 X FF 95 3-2 G5-3 ①		3	0	0	0	0	0	0
20 Chris Iannetta, R (1, 2) OBP: 0.383, SLG: 0.434			F FF 90 C FF 92 B CU 74 B SL 84 F SL 84 F FF 93 T FF 92 2-2 K ②			C FF 91 S FF 92 F FF 92 B SL 82 S SL 84 1-3 K ①		S FF 97 B FF 97 S SI 96 B SL 88 B SI 96 F SI 94 B SI 96 4-2 BB		2	0	0	0	1	2	0
38 Ubaldo Jiménez, R (1, 1) OBP: 0.111, SLG: 0.077 49 Rex Brothers, L (6, 1) 63 Rafael Betancourt, R (7, 1) 41 Cole Garner, R (8, PH) 51 Matt Reynolds, L (8, 1)			B FF 92 F FF 91 B SL 84 B FF 93 X FF 91 3-1 G4-3 ③			B FF 93 F FF 92 B FF 93 X FF 92 2-1 8 L6-3 1B		B SI 95 T SI 96 F SI 96 B SI 96 X SI 95 2-2 F9 ②		2 0 0 1 0	0 0 0 0 0	1 0 0 0 0	0 0 0 0 0	0 0 0 0 0	0 0 0 0 0	0 0 0 1 0
Inning Stats	R: 0 H: 0 E: 0 LOB: 0 K: 1 BB: 0 S: 10 P: 16	R: 0 H: 0 E: 0 LOB: 0 K: 2 BB: 0 S: 9 P: 14	R: 0 H: 0 E: 0 LOB: 0 K: 1 BB: 0 S: 8 P: 14	R: 1 H: 1 E: 0 LOB: 0 K: 0 BB: 1 S: 10 P: 18	R: 0 H: 0 E: 0 LOB: 0 K: 0 BB: 0 S: 7 P: 11	R: 0 H: 1 E: 0 LOB: 0 K: 1 BB: 0 S: 8 P: 12	R: 0 H: 2 E: 0 LOB: 2 K: 1 BB: 0 S: 9 P: 16	R: 0 H: 0 E: 0 LOB: 1 K: 0 BB: 1 S: 11 P: 23	R: 0 H: 0 E: 0 LOB: 0 K: 0 BB: 0 S: 8 P: 14	1B: 3 2B: 2 3B: 0 HR: 0	SF: 0 SAC: 0 DP: 2 HBP: 0					

PITCHER		IP	WLS	BF	H	R	ER	SO	BB	IBB	HBP	BLK	WP	HR	S	P	ERA	WHIP
48 Tommy Hanson, R ERA: 2.52	(1, 1)	7.0	W	24	4	1	1	6	1	0	0	0	0	0	61	101	1.29	0.714
39 Jonny Venters, L ERA: 1.56	(8, 1)	1.0	H	4	0	0	0	0	1	0	0	0	0	0	11	23	0.00	1.000
46 Craig Kimbrel, R ERA: 2.51	(9, 1)	1.0	S	3	0	0	0	0	0	0	0	0	0	0	8	14	0.00	0.000

PITCHER	IP	WLS	BF	H	R	ER	SO	BB	IBB	HBP	BLK	WP	HR	S	P	ERA	WHIP

TOP

Colorado Rockies @ Atlanta Braves

Turner Field, Atlanta, GA

Mon Jul 04 2011, 7:13 PM - 10:05 PM EDT

Att. 36,137 - Cloudy - 75 F

livebaseballscorecards.com

AB	29
R	1
H	4
RBI	1
BB	2
SO	6
LOB	6

Batter	1	2	3	4	5	6	7	8	9	AB	R	H	RBI	BB	SO	LOB
1 Jordan Schafer, L (1, 8) OBP: 0.288, SLG: 0.301	C FF 90 T SI 93 F SI 95 C SI 95 0-3 ① K		B SI 93 F FS 88 B SL 83 M SI 95 B SI 90 S SI 96 3-3 ② K		F FS 87 S SI 95 S SI 93 0-3 ② K		C FF 93 B FF 93 F SL 82 B FF 93 S FF 92 2-3 ① K			4	0	0	0	0	4	2
2 Alex Gonzalez, R (1, 6) OBP: 0.270, SLG: 0.359	C SI 94 B CU 76 X CU 76 1-1 ② G6-3		F SI 95 F SL 85 B SI 95 B SI 90 B FF 97 C SI 96 3-3 ③ K		F SL 83 B SI 96 F FS 88 X SL 81 1-2 ③ F8		F FF 93 X SL 84 0-1 ② G6-3			4	0	0	0	0	1	2
16 Brian McCann, L (1, 2) OBP: 0.389, SLG: 0.520	B SL 82 F SI 94 B FF 96 B FS 87 F SI 95 X FS 89 3-2 5 HR 1B			B SI 90 F SI 92 C SI 93 B SI 96 B SI 93 X FS 88 3-2 ① G1-3		B CU 74 B FS 86 B SI 93 C SI 92 F SI 93 F SI 94 F FF 97 F SL 86 F SI 96 3-2 X FS 88 22 2B 22 E 1B	C FF 93 B FF 93 S SL 83 B FF 93 X CH 87 2-2 ③ F8			4	2	2	0	0	0	0
5 Freddie Freeman, L (1, 3) OBP: 0.347, SLG: 0.448	B SI 95 B SI 94 F SI 95 S FS 87 F SI 97 F FS 88 D SL 80 F SI 97 X SI 97 3-2 1-H HR			B CU 77 F FF 96 C SI 94 F CU 79 B FF 96 B FS 89 F SI 90 F SI 97 B SL 86 4-2 22 G1-3 BB		F SI 95 F CU 77 B FF 95 S FC 91 1-3 ① K		B KC 77 F FF 89 F KC 80 X KC 80 1-2 HR		3	2	2	3	1	1	1
22 Jason Heyward, L (1, 9) OBP: 0.319, SLG: 0.400	S SL 85 B CU 77 B SI 95 B SI 95 C SI 95 S FS 89 3-3 ③ K			1 SAFE B SI 94 C SI 93 F SI 95 B SI 95 B SI 95 F FF 93 1 SAFE X FS 88 3-2 ② G1-3 1-2		B CU 77 C SI 94 1 SAFE B SI 94 B FS 88 X SI 95 3-1 E6 7 PB 1-H 2B		C FF 90 C FF 90 X KC 81 0-2 ① F7		4	0	1	0	0	1	1
26 Dan Uggla, R (1, 4) OBP: 0.241, SLG: 0.327		B SI 94 B SL 84 C SI 94 B SI 95 C SI 96 X SI 95 3-2 ① F8		C SL 84 F SL 85 B SL 80 X SI 96 1-2 ③ F9		F FF 96 S SL 87 F SL 86 B SL 87 B FF 98 F FF 98 F FF 97 B SL 86 F SL 86 4-2 B FF 97 7 PB BB		B FF 90 S CH 83 S CH 86 S CH 82 1-3 ② K2-3		3	0	0	0	1	1	1
7 Brooks Conrad, S (1, 5) OBP: 0.358, SLG: 0.464 28 Julio Lugo, R (8, 5) OBP: 0.250, SLG: 0.182		C SL 82 B CU 78 S FS 87 C SI 95 1-3 ② K			X FS 90 0-0 13 1B 1B	D FF 97 F FF 97 S SL 87 D SL 87 B SL 85 C FF 96 3-3 ② K 1-2 2-3		B FF 89 B FF 88 C FF 88 X FF 89 2-1 ③ F9		3 1	0 0	1 0	0 0	0 0	2 0	2 0
13 Nate McLouth, L (1, 7) OBP: 0.349, SLG: 0.335		B SI 94 F SI 93 S FS 87 S FS 89 1-3 ③ K			B FS 90 1 SAFE S FS 84 X FF 92 1-1 48 SH1-4 1-3 1B	C FF 97 B FF 97 B SL 86 B SL 86 B FF 97 4-1 BB				2	0	1	0	1	1	0
48 Tommy Hanson, R (1, 1) OBP: 0.077, SLG: 0.077 39 Jonny Venters, L (8, 1) 46 Craig Kimbrel, R (9, 1)			C FF 91 B SI 94 F SI 94 C SL 82 1-3 ① K		L FF 93 L FF 91 X SL 84 0-2 ① SH1-4 1-2	B FF 94 C FF 96 B FF 96 B FF 95 C FF 96 S FF 95 3-3 ③ K				2 0 0	0 0 0	0 0 0	0 0 0	0 0 0	2 0 0	3 0 0
Inning Stats	R: 2 E: 0 K: 2 S: 18 H: 2 LOB: 0 BB: 0 P: 28	R: 0 E: 0 K: 2 S: 9 H: 0 LOB: 0 BB: 0 P: 14	R: 0 E: 0 K: 3 S: 9 H: 0 LOB: 0 BB: 0 P: 16	R: 0 E: 0 K: 0 S: 15 H: 0 LOB: 1 BB: 1 P: 26	R: 0 E: 0 K: 1 S: 12 H: 2 LOB: 2 BB: 0 P: 14	R: 1 E: 1 K: 3 S: 25 H: 2 LOB: 3 BB: 2 P: 46	R: 0 E: 0 K: 1 S: 8 H: 0 LOB: 0 BB: 0 P: 12	R: 1 E: 0 K: 1 S: 11 H: 1 LOB: 0 BB: 0 P: 15		1B: 4 2B: 1 3B: 0 HR: 2 SF: 0 SAC: 1 DP: 0 HBP: 0			WP: 0 PB: 1 SB: 0 CS: 0 PA: 34		

PITCHER		IP	WLS	BF	H	R	ER	SO	BB	IBB	HBP	BLK	WP	HR	S	P	ERA	WHIP
38 Ubaldo Jiménez, R ERA: 4.39	(1, 1)	5.1	L	23	6	3	3	9	1	0	0	0	0	1	75	117	5.06	1.312
49 Rex Brothers, L ERA: 3.27	(6, 1)	0.2		4	0	0	0	2	2	0	0	0	0	0	13	27	0.00	3.000
63 Rafael Betancourt, R ERA: 4.59	(7, 1)	1.0		3	0	0	0	1	0	0	0	0	0	0	8	12	0.00	0.000
51 Matt Reynolds, L ERA: 3.54	(8, 1)	1.0		4	1	1	1	1	0	0	0	0	0	1	11	15	9.00	1.000

PITCHER	IP	WLS	BF	H	R	ER	SO	BB	IBB	HBP	BLK	WP	HR	S	P	ERA	WHIP

BOTTOM

Colorado Rockies @ Atlanta Braves

Turner Field, Atlanta, GA

Mon Jul 04 2011, 7:13 PM - 10:05 PM EDT

Att. 36,137 - Cloudy - 75 F

livebaseballscorecards.com

AB	30
R	4
H	7
RBI	3
BB	3
SO	13
LOB	12

Batter	1	2	3	4	5	6	7	8	9	AB	R	H	RBI	BB	SO	LOB
8 Charlie Blackmon, L (1, 8) OBP: 0.287, SLG: 0.308	C SI 88 X SI 89 0-1 ① G4-3		B SI 90 S CH 84 F SI 85 B SI 89 S SL 82 2-3 ③ K		C SL 81 X CH 84 0-1 18 BB 3-H 1B		C FF 92 B SL 86 C SI 91 X SL 85 1-2 ① G6-3		B FF 97 C FF 96 X KC 87 1-1 ① G1-3	5	0	1	1	0	1	0
18 Jonathan Herrera, S (1, 6) OBP: 0.323, SLG: 0.311	C SI 88 X FC 86 0-1 ② F8			B SI 88 C SI 88 X CH 83 1-1 17 G5-3 1B	B SI 90 B SI 90 B SI 89 C SI 89 C SI 89 B SI 88 4-2 1-2 BB		B SI 92 C SI 91 B FF 92 X SI 92 2-1 1B		C FF 96 C KC 87 B KC 88 S KC 88 1-3 ② K	4	0	2	0	1	1	0
17 Todd Helton, L (1, 3) OBP: 0.393, SLG: 0.484	B SL 80 B SI 89 C SI 89 B CH 84 B SI 89 4-1 BB			1 SAFE B SI 88 C CH 83 C SL 82 1 SAFE B SI 89 B CH 83 X SI 88 3-2 ① G5-3 1-2	C SL 80 B SI 89 B SL 80 X SL 81 2-1 ③ G4-3		F SI 91 B SL 86 F FF 92 X SL 86 1-2 ② F7		B FF 96 F FF 95 B FF 97 X FF 96 2-1 21 DI 1B	4	0	1	0	1	0	4
21 Ty Wigginton, R (1, 7) OBP: 0.311, SLG: 0.487	B SI 90 F SI 89 C SL 82 D SI 84 S SL 83 2-3 ③ K			B SL 81 F CH 82 X SI 88 1-1 ② G6-3		C SI 88 B SI 89 X SL 81 1-1 ① G4-3	B SI 92 C SI 92 S SL 86 B SL 85 S SI 93 2-3 ③ K		C FF 98 S KC 88 D KC 88 B FF 99 C FF 99 2-3 1-2 K	5	0	0	0	0	3	4
7 Seth Smith, L (1, 9) OBP: 0.355, SLG: 0.518		F SI 88 S SI 89 F SI 90 B SI 90 B SI 89 S CH 84 2-3 ① K		C SI 90 X SI 90 0-1 ③ G3		B CH 84 B SI 89 B SI 89 F SI 88 F SI 88 X SI 88 3-2 14 1B 20 1B 1B		B SI 96 F SI 96 S SL 87 F SI 97 B SL 88 B SL 86 B SI 96 4-2 9 G4-3 14 1B BB		3	1	1	0	1	1	1
14 Mark Ellis, R (1, 4) OBP: 0.278, SLG: 0.351		C SI 89 X SL 82 0-1 ② G6-3			B SI 89 B SI 89 C SI 88 X SI 90 2-1 20 G5-3 9 BB 45 G4-3 1B	B SI 88 B SI 88 X SI 89 2-0 20 1B 1-2 1B		F FF 97 C SL 86 D SL 87 D SL 88 B SI 96 F SI 94 F SI 97 X SI 96 3-2 9 G4-3 1-2 1B		4	1	3	0	0	0	0
9 Ian Stewart, L (1, 5) OBP: 0.161, SLG: 0.080		B SI 88 X SI 89 1-0 ③ G1-3			B SI 89 B CH 84 B SI 89 B SI 89 4-0 45 G4-3 20 G5-3 8 1B 1-2 BB	C SL 73 S FC 88 S SL 75 0-3 ② K		X FF 97 0-0 ① G4-3 1-2 2-3		3	1	0	0	1	1	4
20 Chris Iannetta, R (1, 2) OBP: 0.381, SLG: 0.430			B SL 81 S SL 81 X SI 89 1-1 ① F8		C SL 81 C SL 81 B SI 89 X CH 84 1-2 ① G5-3 1-2 2-3	B SL 82 B SL 80 B SI 92 C SI 90 F SI 92 X SL 82 3-2 1-2 2-H 1B		C SI 96 C SL 87 C FF 97 0-3 ② K		4	0	1	1	0	1	4
45 Jhoulys Chacín, R (1, 1) OBP: 0.091, SLG: 0.091 19 Ryan Spilborghs, R (6, PH) OBP: 0.304, SLG: 0.321 54 Eric Stults, L (6, 1) 23 Jason Giambi, L (8, PH) OBP: 0.376, SLG: 0.658 27 Matt Lindstrom, R (8, 1)			C SI 88 S SL 90 S SL 80 0-3 ② K		F SL 81 D SL 82 B SI 89 F SI 89 D SI 90 F SI 90 X SI 89 3-2 ② G4-3 2-3 3-H	C SI 90 C SI 91 B SL 82 S SL 81 1-3 ③ K		C SI 95 B SL 89 S SL 88 F SL 88 C SL 87 1-3 ③ K		2 1 0 1 0	0 0 0 0 0	0 0 0 0 0	1 0 0 0 0	0 0 0 1 0	1 1 0 2 0	1 2 0 2 0
Inning Stats	R: 0 E: 0 K: 1 S: 8 H: 0 LOB: 1 BB: 1 P: 14	R: 0 E: 0 K: 1 S: 7 H: 0 LOB: 0 BB: 0 P: 10	R: 0 E: 0 K: 2 S: 8 H: 0 LOB: 0 BB: 0 P: 11	R: 0 E: 0 K: 0 S: 9 H: 1 LOB: 1 BB: 0 P: 14	R: 2 E: 0 K: 0 S: 15 H: 2 LOB: 2 BB: 2 P: 31	R: 1 E: 0 K: 2 S: 16 H: 3 LOB: 2 BB: 0 P: 26	R: 0 E: 0 K: 1 S: 11 H: 1 LOB: 1 BB: 0 P: 17	R: 0 E: 0 K: 2 S: 16 H: 1 LOB: 2 BB: 1 P: 24	R: 0 E: 0 K: 2 S: 10 H: 1 LOB: 1 BB: 0 P: 16	1B: 9 2B: 0 3B: 0 HR: 0 SF: 0 SAC: 0 DP: 0 HBP: 0						

PITCHER	IP	WLS	BF	H	R	ER	SO	BB	IBB	HBP	BLK	WP	HR	S	P	ERA	WHIP
32 Derek Lowe, R (1, 1) ERA: 4.21	5.1	W	24	5	3	3	4	3	0	0	0	0	0	54	93	5.06	1.500
52 George Sherrill, L (6, 1) ERA: 2.45	0.1	H	1	0	0	0	1	0	0	0	0	0	0	3	3	0.00	0.000
53 Cory Gearrin, R (6, 1) ERA: 3.38	0.1	H	2	1	0	0	1	0	0	0	0	0	0	6	10	0.00	3.000
34 Eric O'Flaherty, L (7, 1) ERA: 1.13	1.0	H	4	1	0	0	1	0	0	0	0	0	0	11	17	0.00	1.000
39 Jonny Venters, L (8, 1) ERA: 1.53	1.0	H	5	1	0	0	2	1	0	0	0	0	0	16	24	0.00	2.000

PITCHER	IP	WLS	BF	H	R	ER	SO	BB	IBB	HBP	BLK	WP	HR	S	P	ERA	WHIP
46 Craig Kimbrel, R (9, 1) ERA: 2.45	1.0	S	4	1	0	0	2	0	0	0	0	0	0	10	16	0.00	1.000

TOP

Colorado Rockies @ Atlanta Braves

Turner Field, Atlanta, GA

Tue Jul 05 2011, 7:10 PM - 10:00 PM EDT

Att. 17,718 - Partly Cloudy - 86 F

livebaseballscorecards.com

AB	36
R	3
H	9
RBI	3
BB	4
SO	11
LOB	22

PA: 40

WP: 0
PB: 0
SB: 0
CS: 0

Batter	1	2	3	4	5	6	7	8	9	AB	R	H	RBI	BB	SO	LOB
1 Jordan Schafer, L (1, 8) OBP: 0.288, SLG: 0.299	B FF 93 B FF 93 C FF 93 X SI 91 2-1 2 G5-4-3 1B		C FF 94 C SL 81 X FF 92 0-2 ① F8	X CH 85 0-0 ③ G3-1		1 SAFE C FF 90 X SL 83 0-1 ② FC4-6 1-2f				4	0	1	0	0	0	2
2 Alex Gonzalez, R (1, 6) OBP: 0.270, SLG: 0.356	C FF 91 X CH 86 0-1 ① ② G5-4-3 1-2f		C FF 94 F FF 95 B FF 94 B SL 84 S SL 85 2-3 ② K		B SL 81 B SI 89 C SL 82 B FF 91 B FF 92 4-1 10 G4-3 BB	X CH 81 0-0 ③ L4				3	0	0	0	1	1	2
16 Brian McCann, L (1, 2) OBP: 0.384, SLG: 0.513	X FF 94 0-0 ③ G3		B FF 95 B SI 87 C CH 86 C FF 93 S SL 86 2-3 ③ K		X FF 90 0-0 ① F8		B SL 82 C FF 91 X CU 74 1-1 ① F9			4	0	0	0	0	1	1
10 Chipper Jones, S (1, 5) OBP: 0.342, SLG: 0.419		C FF 93 B SI 92 S SI 86 B SL 81 S SL 81 2-3 ① K	C SI 95 X SI 93 0-1 22 WP 32 2B 2B		B SI 90 X CH 83 1-0 ② G4-3 1-2		B CH 82 C FF 91 B FF 92 B SL 83 C FF 91 S CH 82 3-3 ② K			4	1	1	0	0	2	1
5 Freddie Freeman, L (1, 3) OBP: 0.348, SLG: 0.457		C FF 94 X SI 93 0-1 HR	B FF 93 C SI 86 F CH 87 B SL 84 S SL 86 2-3 ① K		B CH 85 B SI 91 S SL 84 B FF 92 B CH 84 4-1 BB		B FF 91 B SL 82 X SL 80 2-0 ③ L9			3	1	1	1	1	1	1
22 Jason Heyward, L (1, 9) OBP: 0.318, SLG: 0.394		B FF 95 B FF 94 B SI 87 B FF 93 4-0 26 BB BB	C SI 92 C CU 80 F SI 93 B SL 86 X SL 86 1-2 ② P2 2-3		C CH 84 B FF 93 X CU 80 1-1 ③ P6			C SI 96 B SI 83 B SI 97 S SI 95 X SI 98 2-2 ① G6-3		3	0	0	0	1	0	3
26 Dan Uggla, R (1, 4) OBP: 0.250, SLG: 0.344		B FF 94 B SL 83 1 SAFE D SI 91 B FF 91 4-0 32 FC6 1-2 BB	C FC 86 B SI 91 B FF 94 S SL 86 D SL 88 B FC 87 4-2 13 BB 32 2B BB		X FF 90 0-0 HR		C SL 84 B SL 85 X FF 97 1-1 13 G3 2B		2	2	2	1	2	0	0
13 Nate McLouth, L (1, 7) OBP: 0.347, SLG: 0.330		B SI 91 B FF 92 C SI 93 F CH 85 F SI 92 D SL 80 S SL 84 3-3 ② K	B SI 94 B SI 92 C CH 86 B CU 79 B CU 80 4-1 32 2B 1-2 BB		B FF 90 B CH 81 B FF 89 C FF 88 C FF 89 X SL 82 3-2 ① P5		B SI 97 X FF 97 1-0 ② G3 2-3		3	1	0	0	1	1	3
32 Derek Lowe, R (1, 1) OBP: 0.226, SLG: 0.276 52 George Sherrill, L (6, 1) 53 Cory Gearrin, R (6, 1) 30 Wilkin Ramirez, R (6, PH) OBP: 0.385, SLG: 0.364 34 Eric O'Flaherty, L (7, 1) 39 Jonny Venters, L (8, 1) 7 Brooks Conrad, S (8, PH) OBP: 0.353, SLG: 0.456 46 Craig Kimbrel, R (9, 1)		F FF 93 S SL 82 D SL 85 X CU 80 1-2 ③ FC6 1-2f	S SI 90 C SI 90 D SL 84 F SI 92 B SL 86 X SI 91 2-2 1-H 2-H 3-H 2B		B CU 71 S FF 90 X CH 81 1-1 1 FC4-6 1B		B SL 83 C CH 86 C SL 83 S SL 82 1-3 ③ K		2 0 0 1 0 0 1 0	0 0 0 0 0 0 0 0	1 0 0 1 0 0 0 0	3 0 0 0 0 0 1 0	0 0 0 0 0 0 0 1	0 0 0 0 0 0 0 0	2 0 0 0 0 0 1 0
Inning Stats	R: 0 E: 0 K: 0 S: 5 H: 1 LOB: 0 BB: 0 P: 7	R: 1 E: 0 K: 2 S: 12 H: 1 LOB: 2 BB: 2 P: 26	R: 0 E: 0 K: 2 S: 9 H: 0 LOB: 0 BB: 0 P: 13	R: 3 E: 0 K: 1 S: 17 H: 2 LOB: 1 BB: 2 P: 30	R: 0 E: 0 K: 0 S: 6 H: 0 LOB: 2 BB: 2 P: 16	R: 1 E: 0 K: 0 S: 9 H: 2 LOB: 1 BB: 0 P: 13	R: 0 E: 0 K: 1 S: 6 H: 0 LOB: 0 BB: 0 P: 12	R: 0 E: 0 K: 1 S: 9 H: 1 LOB: 1 BB: 0 P: 14		1B: 2 2B: 3 3B: 0 HR: 2 SF: 0 SAC: 0 DP: 1 HBP: 0		WP: 1 PB: 0 SB: 0 CS: 0 PA: 36		

PITCHER		IP	WLS	BF	H	R	ER	SO	BB	IBB	HBP	BLK	WP	HR	S	P	ERA	WHIP
45 Jhoulys Chacín, R ERA: 3.28	(1, 1)	5.0	L	24	4	4	4	5	6	0	0	0	1	1	49	92	7.20	2.000
54 Eric Stults, L ERA: 2.7	(6, 1)	2.0		8	2	1	1	1	0	0	0	0	0	1	15	25	4.50	1.000
27 Matt Lindstrom, R ERA: 2.86	(8, 1)	1.0		4	1	0	0	1	0	0	0	0	0	0	9	14	0.00	1.000

PITCHER	IP	WLS	BF	H	R	ER	SO	BB	IBB	HBP	BLK	WP	HR	S	P	ERA	WHIP

BOTTOM

Colorado Rockies @ Atlanta Braves

Turner Field, Atlanta, GA

Tue Jul 05 2011, 7:10 PM - 10:00 PM EDT

Att. 17,718 - Partly Cloudy - 86 F

livebaseballscorecards.com

AB	30
R	5
H	7
RBI	5
BB	6
SO	7
LOB	16

Colorado Rockies @ Atlanta Braves

Turner Field, Atlanta, GA

Wed Jul 06 2011, 7:13 PM - 10:08 PM EDT

Att. 26,271 - Partly Cloudy - 87 F

TOP

livebaseballscorecards.com

Batter	1	2	3	4	5	6	7	8	9	AB	R	H	RBI	BB	SO	LOB
8 Charlie Blackmon, L (1, 8) OBP: 0.273, SLG: 0.292	C FF 87 X FF 88 0-1 ① G4-3			B SL 78 B CH 82 B FF 86 C FF 87 C FF 88 F FF 88 X FF 90 3-2 ① G3	X SI 88 0-0 ② F7		B SI 94 X FF 93 1-0 ② F8		X FF 95 0-0 ③ G3	5	0	0	0	0	0	3
18 Jonathan Herrera, S (1, 6) OBP: 0.322, SLG: 0.310	B FF 87 F CH 83 X FF 88 1-1 ② F9			C FF 89 B CH 84 X CH 84 1-1 21 1B 1B	B FF 89 B FF 87 C FF 89 X FF 89 2-1 ③ FC6 1-2f		F SI 95 B FF 94 S FF 94 F SI 95 D SL 83 X FF 95 2-2 L1 17 BB 1-2			4	0	1	0	0	0	3
17 Todd Helton, L (1, 3) OBP: 0.394, SLG: 0.481 34 Matt Belisle, R (7, 1) 63 Rafael Betancourt, R (8, 1)	C SI 87 B FF 88 C FF 89 B CH 84 X CH 84 2-2 ③ G6-3			X SI 88 0-0 ② F7		B CH 85 C CH 86 B SL 80 B SI 89 B FF 88 4-1 14 CS 21 E BB	B SI 92 C SI 95 D FO 85 F SI 93 B FF 95 B FF 93 4-2 BB 1-2 2-3			2 0 0	0 0 0	0 0 0	0 0 0	2 0 0	0 0 0	1 0 0
21 Ty Wigginton, R (1, 7) OBP: 0.310, SLG: 0.483 (7, 3)		C CH 86 B CH 82 X CH 82 1-1 ① F8		B FF 90 X SI 89 1-0 1-3 1B		C SI 89 C CH 84 B FF 90 F SL 81 B SI 92 X CH 85 2-2 FC4 14 CS 1-2	C FF 94 B SL 82 C SI 94 F SL 82 B SL 80 S FF 95 2-3 ③ K			4	0	1	0	0	1	4
7 Seth Smith, L (1, 9) OBP: 0.353, SLG: 0.514		C CH 82 B CH 82 F CH 83 B CH 83 B CH 83 X FF 89 3-2 ② F7		B FF 90 T FF 89 B FF 90 X CH 83 2-1 ③ F7		B SI 89 S FF 88 F FF 89 F FF 90 F FF 91 F CH 85 D FF 91 F CH 83 X SL 80 2-2 ① P5		X FF 86 0-0 14 G6-3 1B		4	0	1	0	0	0	4
14 Mark Ellis, R (1, 4) OBP: 0.277, SLG: 0.347		B SL 76 S SL 79 X SI 88 1-1 ③ F8		C FF 88 B CH 83 B CH 84 C SL 79 B CH 84 F FF 90 X FF 90 3-2 ① G5-3		B CH 84 D CH 84 B SL 80 D SI 88 4-0 ② BB 1-2 2-3		B FF 86 C FF 86 C FF 87 B SL 73 X FF 87 2-2 ①② G6-3 1-2f		3	0	0	0	1	0	1
9 Ian Stewart, L (1, 5) OBP: 0.167, SLG: 0.111			B CH 85 B CH 86 C FF 86 B FF 88 F FF 89 X CH 84 3-2 ① P4		B SL 80 F FF 87 B CH 84 F CH 83 F FF 91 F FF 89 F CH 83 X CH 84 2-2 15 1B 2B	S FF 91 F FF 91 X FF 92 0-2 ③ G6-3		F FF 87 S FF 88 S SL 76 0-3 ③ K		4	1	1	0	0	1	2
15 Matt Pagnozzi, R (1, 2) OBP: 0.381, SLG: 0.316			B SL 80 C SL 77 B FF 90 C FF 90 B SL 78 C FF 91 3-3 ② K		S FF 89 C SI 89 B FF 89 B FF 92 X SI 92 2-2 28 1B 1B 2-H		S FF 94 B FF 94 F FF 94 B SL 81 X FF 95 2-2 17 BB 18 E 1B		C FF 95 B FF 96 B CU 76 S FF 94 C FF 96 2-3 ① K	4	0	2	1	0	2	0
28 Aaron Cook, R (1, 1) OBP: 0.182, SLG: 0.182 49 Rex Brothers, L (6, 1) 19 Ryan Spilborghs, R (7, PH) OBP: 0.300, SLG: 0.317 (7, 7)			S SI 90 C SL 79 B SL 77 S FF 91 1-3 ③ K		B FF 87 1 SAFE X FF 86 1-0 18 FC6 1-3 1B		B SI 94 B FF 94 C SI 93 F SI 94 B SI 95 S FF 95 3-3 ① K		C CU 76 X CU 75 0-1 ② F9	2 0 2	0 0 0	1 0 0	0 0 0	0 0 0	1 0 1	0 0 1

Inning Stats	1	2	3	4	5	6	7	8	9
	R: 0 E: 0 K: 0 S: 7	H: 0 LOB: 0 BB: 0 P: 10	R: 0 E: 0 K: 0 S: 7	H: 0 LOB: 0 BB: 0 P: 12	R: 0 E: 0 K: 2 S: 9	H: 0 LOB: 0 BB: 0 P: 16	R: 0 E: 0 K: 0 S: 10	H: 2 LOB: 2 BB: 0 P: 17	R: 1 E: 0 K: 0 S: 17	H: 3 LOB: 2 BB: 0 P: 27	R: 0 E: 1 K: 0 S: 15	H: 0 LOB: 2 BB: 2 P: 27	R: 0 E: 1 K: 2 S: 17	H: 1 LOB: 3 BB: 1 P: 31	R: 0 E: 0 K: 1 S: 7	H: 1 LOB: 0 BB: 0 P: 9	R: 0 E: 0 K: 1 S: 6	H: 0 LOB: 0 BB: 0 P: 8

| | | |

Colorado Rockies @ Atlanta Braves

Turner Field, Atlanta, GA

Wed Jul 06 2011, 7:13 PM - 10:08 PM EDT

Att. 26,271 - Partly Cloudy - 87 F

livebaseballscorecards.com

BOTTOM

Batter	1	2	3	4	5	6	7	8	9	AB	R	H	RBI	BB	SO	LOB
1 Jordan Schafer, L (1, 8) OBP: 0.303, SLG: 0.329	C SI 87 B SI 90 F SI 90 X SI 90 1-2 2 1B 3B	C SI 91 X SI 91 0-1 2 FC6-4 1B		C SI 90 F SI 89 F FF 89 B SI 92 X CU 75 1-2 ② G5-3		X SL 86 0-0 2 S 3-H 1B		B SL 82 F FF 93 F FF 93 X CH 85 1-2 1B		5	1	4	1	0	0	0
2 Alex Gonzalez, R (1, 6) OBP: 0.269, SLG: 0.353	X SL 86 0-0 16 2B 3-H 1B	1 SAFE 1 SAFE C SI 90 B SI 91 1 SAFE F SI 89 1 SAFE F SI 90 X CU 74 1-2 ③ FC6-4 1-2f		C SI 91 B SI 90 F SI 91 X SL 82 1-2 ③ G5-3		B FF 96 S FF 97 C FF 96 S SL 88 1-3 ③ K2-3 1-2		X FF 93 0-0 ③ F8		5	1	1	1	0	1	3
16 Brian McCann, L (1, 2) OBP: 0.386, SLG: 0.516	D SI 89 B SI 90 B SI 89 C SI 89 S SI 89 X SI 90 3-2 10 G4-3 20 1B 1-H 2B		B SI 90 F SI 91 B SI 91 X SI 91 2-1 10 HR 1B		B CU 72 X SI 90 1-0 ① G4-3		C FF 90 B CH 87 S SI 94 F CU 74 S SL 89 1-3 ① K			4	2	2	1	0	1	0
10 Chipper Jones, S (1, 5) OBP: 0.341, SLG: 0.427	D SI 91 F SI 91 F SI 89 B SI 92 B FF 88 X SI 91 3-2 ① G4-3 2-3		C SI 92 B SI 91 B SI 91 X SI 91 2-1 1-H HR		B SI 88 C SI 90 B CU 74 F SI 91 S FF 85 2-3 ② K		B SI 94 B SI 92 B FF 93 C FF 93 X SI 93 3-1 ② F9			4	1	1	2	0	1	1
5 Freddie Freeman, L (1, 3) OBP: 0.347, SLG: 0.458	B CU 73 X SI 91 1-0 ② G5-3		C CU 73 X SI 92 0-1 20 G3 2B		B SI 91 C SI 91 B FF 87 X SL 86 2-1 ③ G3-1		C FF 93 F FF 91 F CU 76 X FF 94 0-2 ③ F9			4	0	1	0	0	0	1
20 Eric Hinske, L (1, 9) OBP: 0.304, SLG: 0.438 19 Scott Linebrink, R (7, 1) 52 George Sherrill, L (8, 1) 30 Wilkin Ramirez, R (8, PH) OBP: 0.429, SLG: 0.417 43 Scott Proctor, R (9, 1)	C CU 75 F SI 89 F FF 89 B FF 89 X SI 89 1-2 26 FC6-4 3-H 1B		C SI 91 C SI 90 X SI 90 0-2 ① G3 2-3			B SI 90 B SI 89 C SI 88 X SI 86 2-1 13 BB 26 1B 22 G6-4-3 1B		F FF 93 X SL 81 0-1 26 HR 1B	3 0 0 1 0	1 0 0 1 0	2 0 0 1 0	1 0 0 0 0	0 0 0 0 0	0 0 0 0 0	1 0 0 0 0
26 Dan Uggla, R (1, 4) OBP: 0.256, SLG: 0.356	D SI 92 C SI 91 B CU 74 X FF 88 2-1 ③ FC6-4 1-2f		B CU 74 B FF 84 B SI 92 C SI 91 C SI 92 B CU 73 4-2 13 G4-6-3 BB			S CU 74 F FF 86 X SL 84 0-2 22 G6-4-3 13 BB 1 1B 1-2 1B		S FF 93 X FF 93 0-1 1-H HR		3	2	2	2	1	0	1
13 Nate McLouth, L (1, 7) OBP: 0.346, SLG: 0.325		C SI 91 B SI 90 X SI 89 1-1 ① G5-3	D SI 91 X SI 91 1-0 ② ③ G4-6-3 1-2f			B FF 91 B FF 93 B FF 92 C FF 94 B FF 93 4-1 22 G6-4-3 1-2 2-3 BB		C FF 93 B CH 87 B CH 88 B FF 92 F FF 92 C FF 93 3-3 ① K		3	0	0	0	1	1	2
49 Jair Jurrjens, R (1, 1) OBP: 0.111, SLG: 0.086 22 Jason Heyward, L (6, PH) OBP: 0.316, SLG: 0.391 (7, 9)		C SI 89 S SI 90 X SI 90 0-2 ② G3-1		B SI 88 C SI 90 C SI 88 X SL 84 1-2 ① P3		B SL 84 X FF 96 1-0 ① ② G6-4-3 1-2f 2-3 3-H		X FF 94 0-0 ② F8		2 2	0 0	0 0	0 0	0 0	0 0	0 2
Inning Stats	R: 3 E: 0 K: 0 S: 17 H: 4 LOB: 1 BB: 0 P: 28	R: 0 E: 0 K: 0 S: 11 H: 1 LOB: 1 BB: 0 P: 13	R: 2 E: 0 K: 0 S: 12 H: 3 LOB: 1 BB: 1 P: 21	R: 0 E: 0 K: 0 S: 10 H: 0 LOB: 0 BB: 0 P: 13	R: 0 E: 0 K: 1 S: 6 H: 0 LOB: 0 BB: 0 P: 11	R: 2 E: 0 K: 1 S: 11 H: 3 LOB: 1 BB: 1 P: 19	R: 0 E: 0 K: 1 S: 10 H: 0 LOB: 0 BB: 0 P: 14	R: 2 E: 0 K: 1 S: 12 H: 3 LOB: 1 BB: 0 P: 16		1B: 9 2B: 2 3B: 1 HR: 2	SF: 0 SAC: 0 DP: 2 HBP: 0		WP: 0 PB: 0 SB: 1 CS: 0	PA: 38		

	AB	36
	R	9
	H	14
	RBI	8
	BB	2
	SO	4
	LOB	11

PITCHER		IP	WLS	BF	H	R	ER	SO	BB	IBB	HBP	BLK	WP	HR	S	P	ERA	WHIP
28 Aaron Cook, R ERA: 5.82	(1, 1)	5.0	L	25	10	7	7	1	1	0	0	0	0	1	61	93	12.60	2.200
49 Rex Brothers, L ERA: 3.0	(6, 1)	1.0		4	1	0	0	1	1	0	0	0	0	0	6	12	0.00	2.000
34 Matt Belisle, R ERA: 3.46	(7, 1)	1.0		3	0	0	0	1	0	0	0	0	0	0	10	14	0.00	0.000
63 Rafael Betancourt, R ERA: 4.98	(8, 1)	1.0		6	3	2	2	1	0	0	0	0	0	1	12	16	18.00	3.000

PITCHER	IP	WLS	BF	H	R	ER	SO	BB	IBB	HBP	BLK	WP	HR	S	P	ERA	WHIP

Colorado Rockies @ Atlanta Braves

Turner Field, Atlanta, GA

Thu Jul 07 2011, 1:09 PM - 4:23 PM EDT

Att. 21,541 - Partly Cloudy - 88 F

TOP

livebaseballscorecards.com

Batter	1	2	3	4	5	6	7	8	9	AB	R	H	RBI	BB	SO	LOB
8 Charlie Blackmon, L (1, 7) OBP: 0.277, SLG: 0.296 21 Ty Wigginton, R (3, PR) OBP: 0.307, SLG: 0.477 (3, 7)	B SI 90 C SI 91 F SI 91 F FS 82 X FC 87 1-2 F7 ①		C SI 90 F FC 85 B SI 92 X FS 85 1-2 18 1B 23 FC1 1B		F SI 90 B FC 87 B CU 77 X FC 82 2-1 G6-3 ①		B CU 74 X SI 89 1-0 P3 ①	C SL 85 F SI 96 B FF 97 S SL 86 1-3 K ③		2	0	1	0	0	0	0
										3	1	0	0	0	1	4
18 Jonathan Herrera, S (1, 6) OBP: 0.328, SLG: 0.313	B SI 92 B FS 82 C SI 91 B SI 91 B SI 91 4-1 23 2B BB		B FC 87 1 SAFE X SI 91 1-0 7 HBP 23 FC1 1-3 1B		C FC 86 X FS 84 0-1 7 BB 2-3 1B		C SI 90 F SI 90 S SI 91 0-3 K ②		X FF 95 0-0 P5 ①	4	1	2	0	1	1	0
23 Jason Giambi, L (1, 3) OBP: 0.367, SLG: 0.643	D SI 92 X SI 92 1-0 1-H 2B		1 SAFE B SI 91 X FS 82 1-0 FC1 14 G5-3 7 HBP 1-2 3-H		B SI 92 1 SAFE B FF 89 B SI 92 C SI 91 X FC 87 3-1 P6 ②		B CU 76 C FS 80 S FC 86 B SI 92 S SI 91 2-3 K ③		B FF 95 X FF 94 1-0 P6 ②	5	0	1	2	0	1	3
7 Seth Smith, L (1, 9) OBP: 0.354, SLG: 0.508	F SI 92 S FS 84 B SI 92 X SI 92 1-2 F7 ②		B FC 88 S FC 87 H FC 89 2-1 1-2 2-3 HBP		B FC 84 B SI 92 F FC 87 B SI 93 C CU 77 B SI 93 4-2 14 FC6-4 1-2 BB			C CU 74 X CU 76 0-1 G1-3 ①	B FF 94 B FF 94 B FF 93 C FF 93 C FF 92 S FF 95 3-3 K ③	3	0	0	0	1	1	1
14 Mark Ellis, R (1, 4) OBP: 0.277, SLG: 0.343	F FF 91 S FS 84 F FC 87 X SI 92 0-2 G1-3 ③		C FC 86 X SI 93 0-1 G5-3 ②③ 2-3f		C SI 93 B SI 93 X SI 93 1-1 FC6-4 ③ 1-2f			B FC 85 F FF 91 B FS 78 S FC 86 B FC 85 B SI 91 4-2 9 1B 17 WP BB		3	1	0	0	1	0	7
9 Ian Stewart, L (1, 5) OBP: 0.172, SLG: 0.121		B SI 90 S FC 86 S FS 81 B SI 92 X FC 87 2-2 G4-3 ①		C SI 90 B FS 82 B FS 79 F SI 90 X SI 93 2-2 G4-3 ①		C SI 90 B SI 91 B FS 80 S FC 88 B SI 91 X SI 91 3-2 G4-3 ①		C SL 86 S FF 94 B SI 94 X FF 94 1-2 17 BB 19 BB 1-3 1B		4	0	1	0	0	0	0
19 Ryan Spilborghs, R (1, 8) OBP: 0.299, SLG: 0.310		S FC 87 X FC 86 0-1 G6-3 ②		B SI 92 B SI 91 C SI 91 C FC 86 X SI 88 2-2 G6-3 ②		X CU 76 0-0 E4		B SI 93 B SI 93 B SI 92 C SI 93 S SI 92 B SL 88 4-2 17 BB 1-2 BB		3	0	0	0	1	0	0
20 Chris Iannetta, R (1, 2) OBP: 0.375, SLG: 0.422		B SI 92 B SI 92 X SI 92 2-0 F9 ③		F SI 90 B SI 92 B SI 91 B SI 91 X SI 92 3-1 G4-3 ③		C CU 76 B SI 91 X FC 87 1-1 F9 ②		C SI 94 F SI 94 X SL 86 0-2 F3 ②		4	0	0	0	0	0	4
44 Juan Nicasio, R (1, 1) OBP: 0.143, SLG: 0.286 54 Eric Stults, L (3, 1) OBP: 0.500, SLG: 1.000 51 Matt Reynolds, L (6, 1) 17 Todd Helton, L (8, PH) OBP: 0.396, SLG: 0.481 28 Aaron Cook, R (8, PR) OBP: 0.182, SLG: 0.182 63 Rafael Betancourt, R (8, 1)			C SI 91 F FC 84 B FC 85 C SI 92 1-3 K ①		C SI 90 X SI 90 0-1 18 1B 2B		C SI 92 S FS 81 F FF 92 X CU 78 0-2 G6-3 ③	C SI 93 B FF 95 B SI 95 B SL 86 B FF 96 4-1 1-2 2-3 3-H BB		1	0	0	0	0	1	0
										2	0	1	0	0	0	1
										0	0	0	0	0	0	0
										0	0	0	0	1	0	0
										0	0	0	0	0	0	0
										0	0	0	0	0	0	0

AB	34
R	3
H	6
RBI	2
BB	5
SO	5
LOB	20

Inning Stats	1	2	3	4	5	6	7	8	9
	R: 1 E: 0 K: 0 S: 13	H: 1 LOB: 1 BB: 1 P: 20	R: 0 E: 0 K: 0 S: 6	H: 0 LOB: 0 BB: 0 P: 10	R: 1 E: 0 K: 1 S: 11	H: 2 LOB: 2 BB: 0 P: 17	R: 0 E: 0 K: 0 S: 8	H: 0 LOB: 0 BB: 0 P: 15	R: 0 E: 0 K: 0 S: 12	H: 2 LOB: 3 BB: 1 P: 22	R: 0 E: 1 K: 0 S: 10	H: 0 LOB: 1 BB: 0 P: 14	R: 0 E: 0 K: 2 S: 7	H: 0 LOB: 0 BB: 0 P: 10	R: 1 E: 0 K: 1 S: 16	H: 1 LOB: 3 BB: 3 P: 30	R: 0 E: 0 K: 1 S: 5	H: 0 LOB: 0 BB: 0 P: 9

| | | | | | | | | | |

BOTTOM

Colorado Rockies @ Atlanta Braves

Turner Field, Atlanta, GA

Thu Jul 07 2011, 1:09 PM - 4:23 PM EDT

Att. 21,541 - Partly Cloudy - 88 F

livebaseballscorecards.com

Batter	1	2	3	4	5	6	7	8	9	AB	R	H	RBI	BB	SO	LOB
1 Jordan Schafer, L (1, 8) OBP: 0.300, SLG: 0.331	C FF 92 C SI 92 B FF 92 B FF 95 S FF 96 2-3 ① K	C FF 91 X CH 82 0-1 2 1B 2B C FF 91 F FF 92 X SL 83 0-2 ③ F8				B FF 90 B FF 87 C FF 87 B CH 81 X FF 88 3-1 ① F7	C FF 92 B FF 90 X FF 91 1-1 ③ L9			5	1	1	0	0	1	3
2 Alex Gonzalez, R (1, 6) OBP: 0.268, SLG: 0.351	B FF 96 X SL 85 1-0 ② F8		B FF 92 B FF 92 S SI 91 2 SAFE B FF 93 S FF 92 2 SAFE F FF 95 F FF 94 3-2 F FF 94 X FF 95 10 1B 5 HR 2-H 1B	B CU 71 B FF 90 C FF 89 S FF 90 F CH 82 F FF 93 X SL 83 2-2 ① F7		X FF 90 0-0 E5 5 1B		F FF 93 S SL 82 S FC 91 0-3 ① K	5	1	1	1	0	1	0
10 Chipper Jones, S (1, 5) OBP: 0.338, SLG: 0.423	C FF 95 X FF 96 0-1 ③ G4-3		X FF 90 0-0 1-2 5 HR 1B	B CU 75 F FF 92 B CH 82 S FF 92 X FF 93 2-2 ② F8		B FF 90 X FF 88 1-0 ② F8		B SL 81 S CH 86 F CH 86 B FF 93 C FF 93 2-3 ② K		5	1	1	0	0	1	1
5 Freddie Freeman, L (1, 3) OBP: 0.354, SLG: 0.472		B FF 94 B FF 95 B CH 84 B FF 93 4-0 22 2B BB	F CH 84 B CH 84 B FF 94 B FF 94 X SI 92 3-1 1-H 2-H HR	B CU 72 F SL 84 X FF 90 1-1 ③ G3-1		B CU 75 F FF 92 S CH 80 D SL 81 X CH 83 2-2 26 BB 1-3 1B		X FC 91 0-0 1B		4	1	3	3	1	0	0
26 Dan Uggla, R (1, 4) OBP: 0.258, SLG: 0.358		C FF 94 B SL 84 C FF 94 X SL 86 1-2 ① F8	F FF 95 B SL 86 X FF 96 1-1 22 1B 2B		B CH 79 C CH 80 C CU 73 X FF 93 1-2 ① F9	B KC 81 B CH 84 B KC 79 F CH 84 B CH 84 4-1 1-2 BB		1 SAFE X FF 93 0-0 ③ P4		4	1	1	0	1	0	2
22 Jason Heyward, L (1, 9) OBP: 0.323, SLG: 0.416		1 SAFE B SI 94 B SI 94 X FF 93 2-0 1-3 2B	B SI 91 S CH 82 B SI 95 F CH 83 X FF 96 2-2 15 FC2-5 13 S 2-H 1B		B CU 72 X SL 82 1-0 HR	B KC 77 C FF 90 X KC 80 1-1 ③ G4-3				4	1	3	2	0	0	3
8 David Ross, R (1, 2) OBP: 0.371, SLG: 0.524		B FF 96 F FF 95 C FF 96 S FF 97 1-3 ② K	S SI 92 S SL 83 F FF 94 1 SAFE S FF 95 0-3 ① K		C FF 91 S FF 91 X CH 81 0-2 1B		S FF 89 B CH 84 B CH 85 S FF 90 S FF 90 2-3 ① K			4	0	1	0	0	3	3
13 Nate McLouth, L (1, 7) OBP: 0.352, SLG: 0.332		I IN 61 I IN 60 I IN 64 I IN 60 4-0 IBB	B FF 91 1 SAFE C CH 83 B FF 93 2 SAFE C FF 92 B CH 82 F FF 95 F CH 84 4-2 F FF 95 B FF 95 15 FC2-5 1-2 BB		C FF 91 X FF 93 0-1 ② P3		B FF 90 F FF 90 C KC 80 X FF 90 1-2 15 S 2B			2	0	1	0	2	0	1
15 Tim Hudson, R (1, 1) OBP: 0.135, SLG: 0.147 34 Eric O'Flaherty, L (8, 1) 39 Jonny Venters, L (8, 1) 46 Craig Kimbrel, R (9, 1)		C SI 95 B FF 96 D FF 96 C FF 95 S FF 96 2-3 ③ K	B FF 89 X FF 89 1-0 ② FC2-5 1-2 2-3f		S FF 92 S FF 93 B FF 93 F CH 83 F FF 94 S SL 83 1-3 ③ K		B FF 88 F FF 90 C FF 91 C FF 91 1-3 ② K 2-3			4 0 0 0	0 0 0 0	0 0 0 0	0 0 0 0	3 0 0 0	7 0 0 0	0 0 0 0
Inning Stats	R: 0 E: 0 K: 1 S: 6 H: 0 LOB: 0 BB: 0 P: 9	R: 0 E: 0 K: 2 S: 10 H: 1 LOB: 3 BB: 2 P: 24	R: 5 E: 0 K: 1 S: 30 H: 6 LOB: 2 BB: 1 P: 44	R: 0 E: 0 K: 0 S: 10 H: 0 LOB: 0 BB: 0 P: 15	R: 1 E: 0 K: 1 S: 14 H: 2 LOB: 1 BB: 0 P: 17	R: 0 E: 1 K: 0 S: 10 H: 1 LOB: 3 BB: 1 P: 21	R: 0 E: 0 K: 2 S: 11 H: 1 LOB: 1 BB: 0 P: 16	R: 0 E: 0 K: 2 S: 8 H: 1 LOB: 1 BB: 0 P: 10		1B: 6 2B: 4 3B: 0 HR: 2	SF: 0 SAC: 0 DP: 0 HBP: 0		WP: 0 PB: 0 SB: 2 CS: 0	PA: 41		

	AB	37
	R	6
	H	12
	RBI	6
	BB	4
	SO	9
	LOB	20

PITCHER		IP	WLS	BF	H	R	ER	SO	BB	IBB	HBP	BLK	WP	HR	S	P	ERA	WHIP
44 Juan Nicasio, R ERA: 4.91	(1, 1)	2.1	L	17	7	5	5	4	2	1	0	0	0	1	41	71	19.29	3.857
54 Eric Stults, L ERA: 2.7	(3, 1)	3.1		14	3	1	1	1	0	0	0	0	0	1	36	51	2.70	0.900
51 Matt Reynolds, L ERA: 3.38	(6, 1)	1.1		6	1	0	0	2	1	0	0	0	0	0	14	24	0.00	1.500
63 Rafael Betancourt, R ERA: 4.84	(8, 1)	1.0		4	1	0	0	2	0	0	0	0	0	0	8	10	0.00	1.000

PITCHER	IP	WLS	BF	H	R	ER	SO	BB	IBB	HBP	BLK	WP	HR	S	P	ERA	WHIP

Batter	1	2	3	4	5	6	7	8	9	10	AB	R	H	RBI	BB	SO	LOB
1 Jordan Schafer, L (1, 8) OBP: 0.293, SLG: 0.323	C SI 90 B FC 91 F SI 93 X CH 82 1-2 ① G3	C CU 76 X FC 92 0-1 ② G6-3	C FC 89 X FC 91 0-1 ② G1-3	B FF 93 F FF 94 X SL 82 1-1 ① P6							4	0	0	0	0	0	0
2 Alex Gonzalez, R (1, 6) OBP: 0.265, SLG: 0.347	F FC 92 F SI 93 S FC 92 0-3 ② K	C CH 82 S CU 77 X FC 90 0-2 ③ F7	C FC 91 F SI 92 B CH 83 F FC 91 S CH 82 1-3 ③ K	S SL 79 B FF 93 B FF 94 B FF 93 F FF 93 C SL 81 3-3 ② K							4	0	0	0	0	3	0
16 Brian McCann, L (1, 2) OBP: 0.384, SLG: 0.512	B FC 92 C CU 78 B SI 91 X FC 92 2-1 ③ F8			B CU 76 S FC 91 B FC 90 X FC 90 2-1 10 2B 26 1B 1B		B FC 89 F FC 90 F FC 91 B SI 92 F CH 83 X FC 91 2-2 ① P3		C FF 94 X SL 80 0-1 ③ G4-3			4	1	1	0	0	0	0
10 Chipper Jones, S (1, 5) OBP: 0.340, SLG: 0.428		B CU 76 F FC 91 B FC 92 B SI 92 F FC 92 X FC 92 3-2 5 PB 5 1B 1B		X SI 92 0-0 22 FC4-6 1-3 2B		B FC 91 B FC 91 C SI 91 X CU 77 2-1 ② G4-3			C SL 83 B SL 84 X FF 91 1-1 ① L7		4	1	2	0	0	0	0
5 Freddie Freeman, L (1, 3) OBP: 0.353, SLG: 0.469		B FC 92 F FC 93 B CH 84 F SI 93 B FC 93 F CU 79 X SI 92 3-2 22 G6-3 26 WP 1-H 1B		B SI 91 F CH 81 S FC 90 B FC 91 B FC 91 S CU 77 3-3 ① K		B FC 90 B FC 92 B CU 76 C FC 90 F FC 91 F CH 81 X CH 81 3-2 ③ G4-3			S SL 84 X FF 92 0-1 ② F8		4	0	1	1	0	1	2
26 Dan Uggla, R (1, 4) OBP: 0.258, SLG: 0.356		S SI 93 B SI 94 B CH 83 T FC 92 S CH 83 2-3 ① K 1-2		B CU 76 D SI 92 C CU 77 X FC 91 2-1 22 FC4-6 3-H 1B			S CU 74 F FC 91 F SI 92 F CU 77 B SI 92 S CH 83 1-3 ① K		S FF 92 C SL 84 S SL 84 0-3 ③ K		4	0	1	1	0	3	1
22 Jason Heyward, L (1, 9) OBP: 0.317, SLG: 0.408	C FC 92 B FC 92 F FC 92 F CU 78 B FC 92 X FC 91 2-2 ② G6-3 2-3		B FC 90 B CU 77 X FC 91 2-0 ② FC4-6 1-2f 2-3				C FC 91 C SI 91 X FC 92 0-2 ② P5			C SL 80 C SL 82 S SL 83 0-3 ① K	4	0	0	0	0	1	3
13 Nate McLouth, L (1, 7) OBP: 0.351, SLG: 0.340	C FC 91 F FC 92 B CU 78 S FC 92 1-3 ③ K		B CH 83 C FC 92 C FC 91 X FC 91 1-2 ③ P3				B FC 92 F FC 91 B SI 92 F SI 91 X CH 82 2-2 3B			C FF 93 C SL 83 S SL 82 0-3 ② K2-3	4	0	1	0	0	2	3
37 Brandon Beachy, R (1, 1) 20 Eric Hinske, L (7, PH) OBP: 0.302, SLG: 0.435 34 Eric O'Flaherty, L (7, 1) 39 Jonny Venters, L (8, 1) 19 Scott Linebrink, R (9, 1) 52 George Sherrill, L (9, 1) 30 Wilkin Ramirez, R (10, PH) OBP: 0.400, SLG: 0.385 43 Scott Proctor, R (10, 1)			C FC 90 X SI 90 0-1 ① F9		B FC 89 C FC 90 S CU 77 F CU 77 S CH 80 1-3 ① K		B FC 92 B CU 77 S CH 82 F FC 91 X FC 92 2-2 ③ F7			C SI 94 S SL 83 S SI 94 0-3 ③ K	2 1 0 0 0 0 0 1 0	0 0 0 0 0 0 0 0 0	0 0 0 0 0 0 0 0 0	0 0 0 0 0 0 0 1 0	0 0 0 0 0 0 0 0 0	1 1 0 0 0 0 0 1 0	0 1 0 0 0 0 0 0 0
Inning Stats	R: 0 E: 0 K: 1 S: 8 H: 0 LOB: 0 BB: 0 P: 11	R: 1 E: 0 K: 2 S: 17 H: 2 LOB: 1 BB: 0 P: 28	R: 0 E: 0 K: 0 S: 7 H: 0 LOB: 0 BB: 0 P: 7	R: 1 E: 0 K: 1 S: 12 H: 3 LOB: 2 BB: 0 P: 22	R: 0 E: 0 K: 2 S: 10 H: 0 LOB: 0 BB: 0 P: 12	R: 0 E: 0 K: 0 S: 10 H: 0 LOB: 0 BB: 0 P: 17	R: 0 E: 0 K: 1 S: 14 H: 1 LOB: 1 BB: 0 P: 19	R: 0 E: 0 K: 1 S: 7 H: 0 LOB: 0 BB: 0 P: 11	R: 0 E: 0 K: 1 S: 7 H: 0 LOB: 0 BB: 0 P: 8	R: 0 E: 0 K: 3 S: 9 H: 0 LOB: 0 BB: 0 P: 9	1B: 4 2B: 1 3B: 1 HR: 0	SF: 0 SAC: 0 DP: 0 HBP: 0					

TOP

Atlanta Braves @ Philadelphia Phillies

Citizens Bank Park, Philadelphia, PA

Fri Jul 08 2011, 9:00 PM - 12:00 AM EDT

Att. 45,403 - Drizzle - 73 F

livebaseballscorecards.com

AB	36
R	2
H	6
RBI	2
BB	0
SO	12
LOB	10

WP: 1 PA: 36
PB: 1
SB: 0
CS: 0

PITCHER		IP	WLS	BF	H	R	ER	SO	BB	IBB	HBP	BLK	WP	HR	S	P	ERA	WHIP
34 Roy Halladay, R ERA: 2.45	(1, 1)	7.0		27	6	2	2	7	0	0	0	0	1	0	78	116	2.57	0.857
40 Michael Stutes, R ERA: 2.45	(8, 1)	1.0		3	0	0	0	1	0	0	0	0	0	0	7	11	0.00	0.000
37 Antonio Bastardo, L ERA: 0.84	(9, 1)	1.0		3	0	0	0	1	0	0	0	0	0	0	7	8	0.00	0.000
53 Juan Pablo Perez, L ERA:	(10, 1)	1.0	W	3	0	0	0	3	0	0	0	0	0	0	9	9	0.00	0.000

PITCHER	IP	WLS	BF	H	R	ER	SO	BB	IBB	HBP	BLK	WP	HR	S	P	ERA	WHIP

Batter	1	2	3	4	5	6	7	8	9	10	AB	R	H	RBI	BB	SO	LOB
11 Jimmy Rollins, S (1, 6) OBP: 0.339, SLG: 0.384	C FF 91 B FF 92 X FF 93 1-1 F7 ①		B FF 90 B SL 81 C FF 90 S FF 90 X FF 92 2-2 26 FC6-4 1B	C CU 72 D CU 73 B FF 91 X CU 72 2-1 F9 ③			B SI 90 B SL 83 C FF 92 C SI 91 B FF 92 F FF 91 X SI 92 3-2 G5-3 ①		S SI 92 F SL 82 F SL 81 B SI 93 X SL 81 1-2 15 CS 1B		5	0	2	0	0	0	2
15 John Mayberry Jr., R (1, 8) OBP: 0.320, SLG: 0.407	B FF 92 B FF 92 F FF 92 X FF 92 2-1 F8 ②		X FF 90 0-0 F7 ①		B SL 83 C FF 90 B CH 80 C SL 85 B FF 92 S CH 80 3-3 K ①		C SI 91 S SI 91 B SL 85 F SL 85 C SI 92 1-3 K ②		P PO 88 B SI 93 B FF 94 B FF 93 4-0 1-2 BB ②		4	0	0	0	1	2	1
26 Chase Utley, L (1, 4) OBP: 0.374, SLG: 0.453	B FF 92 B FF 92 X FF 91 2-0 1B		1 SAFE C CU 72 1 SAFE X FF 90 0-1 FC6-4 ② 1-2f		C CU 73 B FF 92 F CH 78 S CH 79 1-3 K ②		C SL 84 S FF 92 B SL 84 X SL 84 1-2 G3 ③		C SL 72 X SL 72 0-1 L6 ③		5	0	1	0	0	1	2
6 Ryan Howard, L (1, 3) OBP: 0.354, SLG: 0.482	B CU 72 S CU 72 X CU 71 1-1 G3 ③		B FF 90 S CU 72 F CU 72 S FF 91 1-3 K ③		B FF 91 X CU 73 1-0 G3 ③			B SI 96 F SI 96 C SL 86 B SL 87 B SL 87 X SL 87 3-2 29 FC3-6 1B		B CU 77 S CU 76 S CU 76 B CU 76 B CU 76 X CU 75 3-2 F8 ①	5	0	1	0	0	1	2
29 Raul Ibanez, L (1, 7) OBP: 0.287, SLG: 0.410		C FF 91 B CH 79 S CH 80 X CU 73 1-2 51 1B 51 BLK 21 SF9 1B		C CH 78 B FF 91 X CH 78 1-1 P6 ①		C FF 91 B FF 92 X FF 90 1-1 L7 ①		C SI 96 B SI 97 S SI 96 X SI 96 1-2 FC3-6 ① 9 G4-3 51 BB 1-2f		B FF 95 B FF 89 X FF 94 2-0 HR	5	2	2	1	0	0	1
51 Carlos Ruiz, R (1, 2) OBP: 0.361, SLG: 0.358		F FF 91 X FF 92 0-1 1-3 1B		C FF 92 X FF 91 0-1 HR		C CU 75 B SL 83 H CU 74 2-1 9 1B HBP		B SI 97 B SI 95 F SI 97 D SI 96 S FF 96 F SI 96 F SI 94 D SI 95 4-2 9 G4-3 1-2 BB			2	1	2	1	1	0	0
9 Domonic Brown, L (1, 9) OBP: 0.327, SLG: 0.413	C FF 91 F FF 91 D SL 82 T FF 92 1-2 K ①		C FF 91 B CU 73 X CU 73 1-1 21 1B 1B		C FF 90 B CH 78 X CH 76 1-1 1-2 1B			S SI 96 F SI 95 B SI 95 X SI 95 1-2 G4-3 ② 1-2 2-3			4	0	2	0	0	1	4
21 Wilson Valdez, R (1, 5) OBP: 0.275, SLG: 0.292	F FF 92 X SL 83 0-1 SF9 ② 3-H		X FF 90 0-0 34 SH1-4 1-3 1B		B FF 91 X FF 90 1-0 P3 ②			S SI 95 L SI 94 B SI 96 S SL 86 1-3 K ③			3	0	1	1	0	1	4
34 Roy Halladay, R (1, 1) OBP: 0.091, SLG: 0.070 40 Michael Stutes, R (8, 1) 37 Antonio Bastardo, R (9, 1) 7 Ross Gload, L (9, PH) OBP: 0.295, SLG: 0.317 53 Juan Pablo Perez, R (10, 1)	B FF 91 C FF 89 S FF 91 C FF 92 1-3 K ③		1 SAFE X FF 90 0-0 SH1-4 ② 1-2		S SL 80 C FF 91 B FF 92 D SL 83 S FF 92 2-3 K ③				B SI 92 S SI 91 X FF 92 1-1 G6-3 ①		2 0 0 1	0 0 0 0	0 0 0 0	0 0 0 0	2 0 0 0	0 0 0 0	3 0 0 0
Inning Stats	R: 0 E: 0 K: 0 S: 7 H: 1 LOB: 1 BB: 0 P: 13	R: 1 E: 0 K: 2 S: 13 H: 2 LOB: 1 BB: 0 P: 16	R: 0 E: 0 K: 1 S: 9 H: 1 LOB: 1 BB: 0 P: 12	R: 1 E: 0 K: 0 S: 10 H: 3 LOB: 2 BB: 0 P: 14	R: 0 E: 0 K: 0 S: 7 H: 0 LOB: 0 BB: 0 P: 12	R: 0 E: 0 K: 1 S: 9 H: 1 LOB: 2 BB: 0 P: 16	R: 0 E: 0 K: 1 S: 11 H: 0 LOB: 0 BB: 0 P: 16	R: 0 E: 0 K: 1 S: 16 H: 1 LOB: 2 BB: 1 P: 26	R: 0 E: 0 K: 0 S: 9 H: 1 LOB: 1 BB: 1 P: 14	R: 1 E: 0 K: 0 S: 4 H: 1 LOB: 0 BB: 0 P: 9	1B: 9 2B: 0 3B: 0 HR: 2	SF: 1 SAC: 1 DP: 0 HBP: 1	WP: 0 PB: 0 SB: 0 CS: 1	PA: 41			

PITCHER		IP	WLS	BF	H	R	ER	SO	BB	IBB	HBP	BLK	WP	HR	S	P	ERA	WHIP
37 Brandon Beachy, R ERA: 3.21	(1, 1)	6.0		27	8	2	2	6	0	0	1	1	0	1	55	83	3.00	1.333
34 Eric O'Flaherty, L ERA: 1.1	(7, 1)	1.0		3	0	0	0	1	0	0	0	0	0	0	11	16	0.00	0.000
39 Jonny Venters, L ERA: 1.49	(8, 1)	1.0		5	1	0	0	1	1	0	0	0	0	0	16	26	0.00	2.000
19 Scott Linebrink, R ERA: 3.28	(9, 1)	0.2		3	1	0	0	0	1	0	0	0	0	0	7	12	0.00	3.000
52 George Sherrill, L ERA: 2.31	(9, 1)	0.1		1	0	0	0	0	0	0	0	0	0	0	2	2	0.00	0.000

PITCHER		IP	WLS	BF	H	R	ER	SO	BB	IBB	HBP	BLK	WP	HR	S	P	ERA	WHIP
43 Scott Proctor, R ERA: 4.24	(10, 1)	0.1	L	2	1	1	1	0	0	0	0	0	0	1	4	9	27.00	3.000

BOTTOM

Atlanta Braves @ Philadelphia Phillies

Citizens Bank Park, Philadelphia, PA

Fri Jul 08 2011, 9:00 PM - 12:00 AM EDT

Att. 45,403 - Drizzle - 73 F

livebaseballscorecards.com

AB	36
R	3
H	11
RBI	3
BB	2
SO	8
LOB	19

Batter	1	2	3	4	5	6	7	8	9	10	11	AB	R	H	RBI	BB	SO	LOB
1 Jordan Schafer, L (1, 8) OBP: 0.292, SLG: 0.321	B B FF 91 B FF 91 C FF 90 X FC 87 3-1 G1-3 ①		C FC 86 B FF 91 X SL 79 1-1 G6-3 ③			B FF 91 B FF 91 C FC 86 C FF 92 S SI 93 2-3 K ①		C FF 92 X CU 75 0-1 E1 1B			1 SAFE X FF 92 0-0 SH5-3 ① 1-2	4	0	1	0	0	1	0
2 Alex Gonzalez, R (1, 6) OBP: 0.266, SLG: 0.347	B FC 86 C FC 84 X SI 91 1-1 5 FC4 1B			X CH 84 0-0 G6-3 ①		C SI 92 S CU 76 X CU 75 0-2 G5-3 ②		C CU 73 S FC 85 F CU 74 S SI 93 0-3 K ③			F FF 94 D SL 81 X SL 82 1-1 16 HR 1B 2-H	5	1	2	1	0	1	1
16 Brian McCann, L (1, 2) OBP: 0.381, SLG: 0.517	X FF 91 0-0 P2 ②			C SI 92 F FF 92 C CU 75 0-3 K ②		B FC 87 C SI 92 C CU 75 F CU 76 B CU 74 C CU 74 2-3 K ③			F SL 81 F FF 92 B FF 92 B SL 85 F FF 93 B FF 93 F FF 93 X SL 87 3-2 G4-3 ①		1 SAFE B FF 92 F FF 93 S SL 79 1 SAFE F FF 93 F SL 80 F SL 81 F FF 93 1-2 X SL 78 1-H HR	5	1	1	2	0	2	1
5 Freddie Freeman, L (1, 3) OBP: 0.348, SLG: 0.461	X FF 91 0-0 FC4 ③ 1-2f			C FF 92 B SI 93 S FC 86 S CU 76 1-3 K ③			S CU 75 F FF 92 X SI 92 0-2 G4-3 ①		S SL 85 S SL 85 S SL 84 0-3 K ②		B FF 93 X SL 80 1-0 G4-3 ②	5	0	0	0	0	2	2
26 Dan Uggla, R (1, 4) OBP: 0.257, SLG: 0.363		B FC 86 B FF 92 B FF 91 C SI 90 C FF 92 S CH 86 3-3 K ①			X FC 85 0-0 HR		B SI 92 B SI 91 B FF 91 C CH 84 S CH 84 X SI 93 3-2 F9 ②		C SL 84 B SL 84 B FF 92 F SL 85 C FF 93 2-3 K ③		F FF 93 B FF 92 F FF 92 F SL 79 S SL 80 1-3 K ③	5	1	1	1	0	3	1
22 Jason Heyward, L (1, 9) OBP: 0.316, SLG: 0.403		B FF 92 X FF 92 1-0 G6-3 ②			C FF 91 B FF 93 B FC 85 X FC 87 2-1 G4-3 ①		B FC 86 F FC 84 F FF 91 B FF 92 B CU 74 F CU 77 B FC 86 4-2 BB			B SI 94 C SI 95 C SL 83 B SI 94 S SL 85 2-3 K ①		3	0	0	0	1	1	0
28 Julio Lugo, R (1, 5) OBP: 0.250, SLG: 0.143		C FF 93 F FF 92 F FF 91 S FC 86 0-3 K ③			B FF 92 C FF 92 B CH 87 B FC 87 B FF 92 4-1 BB		B FF 91 F FF 91 1 SAFE X SI 91 1-1 P4 ③			B SI 94 C SL 81 S SL 83 X SL 83 1-2 G3 ②		3	0	0	0	1	1	1
13 Nate McLouth, L (1, 7) OBP: 0.345, SLG: 0.333			F FC 85 C FC 86 S CU 76 0-3 K ①		B FF 91 C FF 92 1 SAFE F FF 93 X FF 92 1-2 L5 ②			B FF 91 C FF 90 C FF 92 X CH 84 1-2 G3 ①		C SI 94 B SI 94 B SL 83 C SL 83 S SI 94 2-3 K ③		4	0	0	0	0	2	1
48 Tommy Hanson, R (1, 1) OBP: 0.071, SLG: 0.071 23 Brandon Hicks, R (8, PH) OBP: 0.095, SLG: 0.050 39 Jonny Venters, L (8, 1) 34 Eric O'Flaherty, L (9, 1) 52 George Sherrill, L (10, 1) 20 Eric Hinske, L (11, PH) OBP: 0.306, SLG: 0.435 30 Wilkin Ramirez, R (11, PR) OBP: 0.400, SLG: 0.385 46 Craig Kimbrel, R (11, 1)			C FF 92 F FF 91 B SI 92 F FC 86 X FF 92 1-2 G3 ②		X FF 90 0-0 F8 ③			F SI 92 B SI 92 C CU 74 C FC 86 1-3 K ②			B SL 82 S FF 94 B SL 81 B SL 81 F FF 94 B FF 94 4-2 1 SH5-3 2 1B BB	2 1 0 0 0 0 0 0	0 0 0 0 0 1 0 1	0 0 0 0 0 0 0 0	0 0 0 0 0 0 0 0	0 1 0 0 1 0 0 0	0 0 0 0 0 0 0 0	1 0 0 0 0 0 0 0
Inning Stats	R: 0 E: 0 K: 0 S: 6 H: 1 LOB: 1 BB: 0 P: 10	R: 0 E: 0 K: 2 S: 8 H: 0 LOB: 0 BB: 0 P: 12	R: 0 E: 0 K: 1 S: 9 H: 0 LOB: 0 BB: 0 P: 11	R: 0 E: 0 K: 2 S: 7 H: 0 LOB: 0 BB: 0 P: 8	R: 1 E: 0 K: 0 S: 8 H: 1 LOB: 1 BB: 1 P: 15	R: 0 E: 0 K: 2 S: 10 H: 0 LOB: 0 BB: 0 P: 14	R: 0 E: 0 K: 0 S: 11 H: 0 LOB: 1 BB: 1 P: 19	R: 0 E: 1 K: 2 S: 12 H: 1 LOB: 1 BB: 0 P: 14	R: 0 E: 0 K: 2 S: 11 H: 0 LOB: 0 BB: 0 P: 16	R: 0 E: 0 K: 2 S: 9 H: 0 LOB: 0 BB: 0 P: 14	R: 3 E: 0 K: 1 S: 17 H: 2 LOB: 1 BB: 1 P: 25	1B: 3 2B: 0 3B: 0 HR: 2 SF: 0 SAC: 1 DP: 0 HBP: 0	WP: 0 PB: 0 SB: 0 CS: 0 PA: 41						

PITCHER		IP	WLS	BF	H	R	ER	SO	BB	IBB	HBP	BLK	WP	HR	S	P	ERA	WHIP
33 Cliff Lee, L ERA: 2.82	(1, 1)	8.0		29	3	1	1	9	2	0	0	0	0	1	71	103	1.12	0.625
37 Antonio Bastardo, L ERA: 0.82	(9, 1)	1.0		3	0	0	0	2	0	0	0	0	0	0	11	16	0.00	0.000
53 Juan Pablo Perez, L ERA:	(10, 1)	1.0		3	0	0	0	2	0	0	0	0	0	0	9	14	0.00	0.000
40 Michael Stutes, R ERA: 3.26	(11, 1)	1.0	L	6	2	3	3	1	1	0	0	0	0	1	17	25	27.00	3.000

PITCHER	IP	WLS	BF	H	R	ER	SO	BB	IBB	HBP	BLK	WP	HR	S	P	ERA	WHIP

TOP

Atlanta Braves @ Philadelphia Phillies

Citizens Bank Park, Philadelphia, PA

Sat Jul 09 2011, 4:13 PM - 7:27 PM EDT

Att. 45,637 - Sunny - 90 F

livebaseballscorecards.com

AB	37
R	4
H	5
RBI	4
BB	3
SO	14
LOB	8

Atlanta Braves @ Philadelphia Phillies

Citizens Bank Park, Philadelphia, PA

Sat Jul 09 2011, 4:13 PM - 7:27 PM EDT

Att. 45,637 - Sunny - 90 F

livebaseballscorecards.com

Batter	1	2	3	4	5	6	7	8	9	10	11	AB	R	H	RBI	BB	SO	LOB
11 Jimmy Rollins, S (1, 6) OBP: 0.337, SLG: 0.380	C FF 90 X FF 91 0-1 ① P6		X SL 83 0-0 ② L9			C FF 92 B CU 75 F FF 90 S CU 74 1-3 ② K		C SI 96 B SI 96 B SI 95 X SI 96 2-1 ② G5-3		C SL 73 D SL 73 B SL 72 B SL 72 C SL 72 B SL 75 4-2 1-2 BB		4	0	0	0	1	1	0
15 John Mayberry Jr., R (1, 8) OBP: 0.316, SLG: 0.407	C SL 82 X SL 82 0-1 ② F8		B FF 92 C SL 82 X SL 84 1-1 ③ G5-3			B SL 82 C X CH 82 1-1 2B		S SI 96 B SI 97 B FF 96 X SI 96 2-1 ③ G6-3		C SL 71 B FC 87 X FC 87 1-1 ③ G3		5	0	1	0	0	0	3
26 Chase Utley, L (1, 4) OBP: 0.369, SLG: 0.441	B FF 90 C FF 90 C FF 91 X CU 73 1-2 ③ G3-1			C FF 91 S FF 91 X CU 72 0-2 ① G3		B FF 91 C S FF 92 B FF 91 D CU 76 B CH 81 4-2 BB			F FF 90 X SL 86 0-1 ① G3		B FF 95 C FF 95 B KC 85 F FF 95 X FF 96 2-2 ① F7	4	0	0	0	1	0	0
6 Ryan Howard, L (1, 3) OBP: 0.349, SLG: 0.475		B FF 90 B SL 79 C SL 82 X SL 82 2-1 ① G3		S SL 81 X SL 81 0-1 ② L5		B CU 74 C SL 82 F S CU 74 1-3 ③ K			C SL 85 F SL 85 S FF 91 0-3 ② K		B KC 84 C FF 96 S FF 95 B FF 98 X KC 86 2-2 ② G5-3	5	0	0	0	0	2	2
29 Raul Ibanez, L (1, 7) OBP: 0.285, SLG: 0.406		F FF 90 B FF 91 S FF 91 B FF 92 B CU 74 F SL 82 X FF 92 3-2 ② F8		B CU 73 C FF 91 X SL 82 1-1 ③ G5-3			X FF 90 0-0 9 FC5-4 1B		C FF 91 B FF 92 F FF 92 F B SL 86 F SI 92 B SL 86 F FF 91 X FF 92 3-2 ③ F9		C FF 96 B FF 96 C KC 84 X FF 97 1-2 ③ F7	5	0	1	0	0	0	0
51 Carlos Ruiz, R (1, 2) OBP: 0.360, SLG: 0.356	C FF 92 B SL 82 F SL 83 X CU 74 1-2 1B			X FF 91 0-0 ① F9		C FF 90 X SL 80 0-1 ① F7				C FF 85 C SL 73 F SL 73 B FC 86 B SL 71 X SL 72 2-2 ① G6-3		4	0	1	0	0	0	1
9 Domonic Brown, L (1, 9) OBP: 0.319, SLG: 0.401	C FF 90 S CU 74 F FF 91 S CU 74 0-3 ③ K			B FF 90 F SL 85 S CU 74 B CU 74 B CU 73 F SL 83 C FF 93 3-3 ② K		1 SAFE S CU 74 B FF 91 1 SAFE B FF 91 D CU 74 C X FF 90 3-2 ② FC5-4 21 FC6-4 1-2f				C FF 85 B FF 87 C FC 85 B SL 76 S SL 73 2-3 ② K		4	0	0	0	0	3	2
21 Wilson Valdez, R (1, 5) OBP: 0.274, SLG: 0.291			C FF 90 C FF 90 S SL 83 0-3 ① K	X FF 92 0-0 ③ G5-3		F FF 91 X SL 83 0-1 ③ FC6-4 1-2f				C FF 87 X FC 88 0-1 7 1B 1B		4	0	1	0	0	1	1
33 Cliff Lee, L (1, 1) OBP: 0.233, SLG: 0.341 10 Ben Francisco, R (8, PH) OBP: 0.339, SLG: 0.370 37 Antonio Bastardo, R (9, 1) 53 Juan Pablo Perez, R (10, 1) 7 Michael Martinez, S (10, PH) OBP: 0.238, SLG: 0.256 40 Michael Stutes, R (11, 1)			B FF 90 B FF 90 F FF 90 F FF 91 F FF 92 F SL 82 F FF 92 B CU 73 F FF 92 3-2 X FF 92 HR			S FF 92 B CU 72 B CU 71 S FF 92 S FF 93 2-3 ① K		B SI 96 S SI 94 B SI 96 S SI 94 S SI 97 2-3 ① K		C FF 87 S SL 72 B SL 74 X FF 88 1-2 11 BB 1-3 1B	2 1 0 0 0 1 0	1 0 0 0 0 0 0	1 0 0 0 0 1 0	1 0 0 0 0 0 0	0 1 0 0 0 0 0	1 0 0 0 0 0 0	0 0 0 0 0 0 0
Inning Stats	R: 0 E: 0 K: 0 S: 7 H: 0 LOB: 0 BB: 0 P: 8	R: 0 E: 0 K: 1 S: 13 H: 1 LOB: 1 BB: 0 P: 19	R: 1 E: 0 K: 1 S: 13 H: 1 LOB: 0 BB: 0 P: 17	R: 0 E: 0 K: 0 S: 7 H: 0 LOB: 0 BB: 0 P: 8	R: 0 E: 0 K: 1 S: 6 H: 0 LOB: 0 BB: 0 P: 9	R: 0 E: 0 K: 3 S: 13 H: 1 LOB: 2 BB: 1 P: 22	R: 0 E: 0 K: 0 S: 8 H: 1 LOB: 1 BB: 0 P: 11	R: 0 E: 0 K: 1 S: 7 H: 0 LOB: 0 BB: 0 P: 13	R: 0 E: 0 K: 1 S: 11 H: 0 LOB: 0 BB: 0 P: 14	R: 0 E: 0 K: 1 S: 16 H: 2 LOB: 3 BB: 1 P: 26	R: 0 E: 0 K: 0 S: 9 H: 0 LOB: 0 BB: 0 P: 14	1B: 4 2B: 1 3B: 0 HR: 1 SF: 0 SAC: 0 DP: 0 HBP: 0						

PITCHER		IP	WLS	BF	H	R	ER	SO	BB	IBB	HBP	BLK	WP	HR	S	P	ERA	WHIP
48 Tommy Hanson, R ERA: 2.44	(1, 1)	7.0		26	4	1	1	6	1	0	0	0	0	1	67	94	1.29	0.714
39 Jonny Venters, L ERA: 1.46	(8, 1)	1.0		3	0	0	0	1	0	0	0	0	0	0	7	13	0.00	0.000
34 Eric O'Flaherty, L ERA: 1.07	(9, 1)	1.0		3	0	0	0	1	0	0	0	0	0	0	11	14	0.00	0.000
52 George Sherrill, L ERA: 2.22	(10, 1)	1.0	W	6	2	0	0	1	1	0	0	0	0	0	16	26	0.00	3.000
46 Craig Kimbrel, R ERA: 2.35	(11, 1)	1.0	S	3	0	0	0	0	0	0	0	0	0	0	9	14	0.00	0.000

PITCHER	IP	WLS	BF	H	R	ER	SO	BB	IBB	HBP	BLK	WP	HR	S	P	ERA	WHIP

AB	39
R	1
H	6
RBI	1
BB	2
SO	9
LOB	9

WP: 0 PB: 0 SB: 0 CS: 0 PA: 41

Atlanta Braves @ Philadelphia Phillies

Citizens Bank Park, Philadelphia, PA

Sun Jul 10 2011, 1:40 PM - 4:29 PM EDT

Att. 45,853 - Sunny - 86 F

TOP

livebaseballscorecards.com

Batter	1	2	3	4	5	6	7	8	9	AB	R	H	RBI	BB	SO	LOB
1 Jordan Schafer, L (1, 8) OBP: 0.286, SLG: 0.314	C FF 91 X FC 88 0-1 ① L7	B FF 93 B FF 92 S CH 84 X CH 84 2-1 ③ B3			F FF 91 B FC 92 B CH 84 X FF 93 2-1 ① G4-3			C FF 89 F FF 90 F FF 91 B FF 92 X CH 84 1-2 ① F8		4	0	0	0	0	0	2
2 Alex Gonzalez, R (1, 6) OBP: 0.263, SLG: 0.343	B FF 92 B CH 83 S CH 83 F FF 92 F FF 94 C FC 88 2-3 ② K	B FC 86 S FF 92 F FF 92 S CH 84 1-3 ① K			B CH 84 B FF 93 C FF 93 S FC 89 X CH 85 2-2 ② G6-3			F FF 91 B FF 91 X FC 87 1-1 ② G5-3		4	0	0	0	0	2	0
16 Brian McCann, L (1, 2) OBP: 0.381, SLG: 0.514 8 David Ross, R (8, PH) OBP: 0.366, SLG: 0.516	C FC 86 C CU 77 B FF 93 B CH 85 F CU 77 B FF 94 (8, 2) F FC 87 B FC 89 4-2 BB	C CH 84 F FF 93 F FF 93 F CU 79 X FC 88 0-2 ② F8			B FF 92 C FF 93 B FC 87 X FF 94 2-1 ③ P6			C CH 81 B FC 87 B FC 87 F FF 91 F FC 87 X CH 83 2-2 ③ F7		2 1	0 0	0 0	0 0	1 0	0 0	0 0
5 Freddie Freeman, L (1, 3) OBP: 0.347, SLG: 0.459	S FF 90 B CU 77 X FF 92 1-1 ③ F7		X FF 92 0-0 ③ P5			C FF 91 F FF 92 F FF 91 S CH 83 0-3 ① K			X FC 87 0-0 ③ 28 FC6-4 1B	4	0	1	0	0	1	1
26 Dan Uggla, R (1, 4) OBP: 0.257, SLG: 0.365		S CH 82 B FF 93 C FF 93 F CU 78 X FF 94 1-2 ① 22 G4-3 28 E 2B	B CU 75 B FF 92 C FF 92 C FC 87 S CH 85 2-3 ① K			S CH 83 B CU 76 X FF 92 1-1 ② F9			X SI 90 0-0 ① F7	4	1	1	0	0	1	1
22 Jason Heyward, L (1, 9) OBP: 0.315, SLG: 0.404		F FF 88 X FC 88 0-1 ① G4-3 2-3	F FF 91 B CU 76 F FF 92 B CH 84 F CU 78 B CH 85 X CH 84 3-2 2B			B FC 87 S FF 91 F FF 92 X FF 88 1-2 ③ G1-3			F SI 89 F FC 87 B FC 88 S FC 88 1-3 ② K	4	0	1	0	0	1	2
28 Julio Lugo, R (1, 5) OBP: 0.200, SLG: 0.111		C CU 77 S FC 89 X CH 85 0-2 E3 13 FC4-6 3-H	C FC 88 F FF 93 C FC 89 0-3 ② K				C FF 90 X CH 84 0-1 ① F8		X SI 90 0-0 ③ FC6-4 1-2f	4	0	0	1	0	1	2
13 Nate McLouth, L (1, 7) OBP: 0.345, SLG: 0.330		1 SAFE F FF 92 X FC 88 0-1 ② FC4-6 32 1B 1-2f	B CU 76 B CU 76 B FC 87 B CH 84 4-0 BB				B FF 90 S FF 90 C FF 91 X FF 92 1-2 ② P5			2	0	0	0	1	0	1
32 Derek Lowe, R (1, 1) OBP: 0.242, SLG: 0.290 23 Brandon Hicks, R (7, PH) OBP: 0.091, SLG: 0.048 53 Cory Gearrin, R (7, 1) 43 Scott Proctor, R (7, 1)		C FF 92 F FC 88 X CH 83 0-2 1-3 1B	C FF 87 X FC 88 0-1 ③ F8				S CH 82 S FF 92 S CH 85 0-3 ③ K			2 1 0 0	0 0 0 0	1 0 0 0	0 0 0 0	0 0 0 0	0 1 0 0	2 0 0 0

	AB	32
	R	1
	H	4
	RBI	1
	BB	2
	SO	7
	LOB	11

Inning Stats	1	2	3	4	5	6	7	8	9	1B: 2	SF: 0	WP: 0	PA: 34
	R: 0 E: 0 K: 1 S: 12 H: 0 LOB: 1 BB: 1 P: 19	R: 1 E: 1 K: 0 S: 16 H: 2 LOB: 2 BB: 0 P: 19	R: 0 E: 0 K: 1 S: 9 H: 0 LOB: 0 BB: 0 P: 10	R: 0 E: 0 K: 2 S: 12 H: 1 LOB: 2 BB: 1 P: 21	R: 0 E: 0 K: 0 S: 7 H: 0 LOB: 0 BB: 0 P: 13	R: 0 E: 0 K: 1 S: 9 H: 0 LOB: 0 BB: 0 P: 11	R: 0 E: 0 K: 1 S: 8 H: 0 LOB: 0 BB: 0 P: 9	R: 0 E: 0 K: 0 S: 10 H: 0 LOB: 0 BB: 0 P: 14	R: 0 E: 0 K: 1 S: 6 H: 1 LOB: 1 BB: 0 P: 7	2B: 2 3B: 0 HR: 0	SAC: 0 DP: 0 HBP: 0	PB: 0 SB: 0 CS: 0	

PITCHER		IP	WLS	BF	H	R	ER	SO	BB	IBB	HBP	BLK	WP	HR	S	P	ERA	WHIP
35 Cole Hamels, L ERA: 2.32	(1, 1)	8.0	W	30	3	1	1	6	2	0	0	0	0	0	83	116	1.12	0.625
38 Kyle Kendrick, R ERA: 3.58	(9, 1)	1.0		4	1	0	0	1	0	0	0	0	0	0	6	7	0.00	1.000

PITCHER	IP	WLS	BF	H	R	ER	SO	BB	IBB	HBP	BLK	WP	HR	S	P	ERA	WHIP

BOTTOM

Atlanta Braves @ Philadelphia Phillies

Citizens Bank Park, Philadelphia, PA

Sun Jul 10 2011, 1:40 PM - 4:29 PM EDT

Att. 45,853 - Sunny - 86 F

livebaseballscorecards.com

Batter	1	2	3	4	5	6	7	8	9	AB	R	H	RBI	BB	SO	LOB
11 Jimmy Rollins, S (1, 6) OBP: 0.340, SLG: 0.383	B SI 87 C FC 88 S SL 80 B SI 88 X SI 88 2-2 26 FC6-4 7 1B 1B		X SL 80 0-0 ① G3	B CH 83 X SL 81 1-0 7 1B 3-H 1B			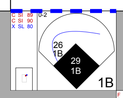 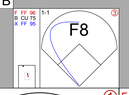			5	1	3	1	0	0	1
7 Michael Martinez, S (1, 5) OBP: 0.270, SLG: 0.289	C SI 88 B SL 81 F SL 81 B CH 83 1 SAFE F SL 81 X SI 88 2-2 26 FC6-4 1-2 1B		C SI 89 B SI 89 B SL 80 X SI 87 2-1 26 1B 6 1B 1B	B SI 88 C SI 88 1 SAFE 1 SAFE X SI 88 1-1 26 G6-4-3 1-2 1B			X SI 90 0-0 ① F7	F FF 94 F FF 94 X FF 94 0-2 6 1B 29 HR 1B		5	2	4	0	0	0	1
26 Chase Utley, L (1, 4) OBP: 0.370, SLG: 0.439	C SL 80 C SL 80 X SI 88 0-2 ① FC6-4 6 G4-6-3 1-2f 2-3		C SL 81 D CH 84 1 SAFE 1 SAFE X SI 88 1-1 6 1B 6 S 29 E 1-3 1B	F FC 88 X SI 88 0-1 ② G6-4-3 ③ 1-2f			1 SAFE B SI 89 X SI 90 1-0 6 S 29 1B 1-3 1B	D FF 94 X FF 93 1-0 ① F9		5	2	2	0	0	0	5
6 Ryan Howard, L (1, 3) OBP: 0.353, SLG: 0.475	B SL 80 D SL 81 B CH 83 X CH 84 3-0 ② G4-6-3 ③ 1-2f		S SL 82 S CH 85 B CH 84 F SL 82 F CH 84 B SI 90 B CH 85 X SI 90 3-2 51 FC1-4 29 E 1-3 3-H 1B		X SL 79 0-0 ① F7		B SL 81 B SI 91 I IN 68 I IN 67 4-0 51 WP 29 1B 9 1B 1-2 IBB	B CU 76 C FF 94 B CU 75 B SL 83 C SL 82 X FF 94 3-2 29 HR 1-2 1B		4	2	2	1	1	0	2
29 Raul Ibanez, L (1, 7) OBP: 0.287, SLG: 0.416		C SI 87 F CH 83 B CH 83 F SL 80 X SI 88 1-2 ① F7	T CH 84 X SI 89 0-1 E4 51 FC1-4 1-2 3-H		B SI 88 X CH 83 1-0 ② F8		X SI 91 0-0 51 WP 9 1B 1-2 2-H 3-H 1B	B FF 95 S SL 83 B SI 88 F SI 94 B SL 82 X SL 84 3-2 1-H 2-H HR		5	2	2	6	0	0	1
51 Carlos Ruiz, R (1, 2) OBP: 0.360, SLG: 0.359		B SI 90 S SL 81 B CH 84 S SL 80 B CH 84 X CH 82 3-2 ② L4	B SL 82 C CH 84 C SI 89 B SI 89 B SL 82 F CH 82 X SI 89 3-2 ② FC1-4 1-2f 2-3		C SI 88 B SL 80 F CH 83 S CH 84 1-3 ③ K		C SI 90 B SL 81 B SL 78 B SI 89 B SI 92 4-1 9 1B 15 2B 1-2 2-3 BB	B FF 94 C SL 83 S CU 77 B FF 95 F SL 82 B SL 83 X FF 93 3-2 9 1B 15 FC5-4 2B		4	2	1	0	1	1	2
9 Domonic Brown, L (1, 9) OBP: 0.327, SLG: 0.408		B SI 90 B CH 83 S SL 81 B SL 80 X SL 80 3-1 15 2B 1B	C SI 90 B SI 90 F SL 82 B SI 89 X SI 89 2-2 ③ G4-3		B SI 86 X SL 80 1-0 ① F8		C SI 90 B CH 81 B CH 82 B SI 91 X SI 90 3-1 15 2B 1-2 2-H 3-H 1B	X FF 94 0-0 15 FC5-4 2-3 1B		5	2	3	2	0	0	2
15 John Mayberry Jr., R (1, 8) OBP: 0.326, SLG: 0.439		1 SAFE C SI 89 F CH 84 B SL 82 1 SAFE B CH 84 F FC 87 1 SAFE X SI 88 2-2 1-H 2B	B SI 88 C FC 88 X SI 88 1-1 35 SH1-4 11 1B 2B		C SL 81 F CH 83 B FC 84 X CH 83 1-2 ② G6-3		B FF 95 C SL 84 B FF 94 F FF 95 X CU 76 2-2 1-H 2-H 2B	C FF 94 B SI 94 X SL 84 1-1 ② FC5-4 7 WP 1-2f 3-H		5	1	3	4	0	0	1
35 Cole Hamels, L (1, 1) OBP: 0.227, SLG: 0.238 7 Ross Gload, L (8, PH) OBP: 0.290, SLG: 0.311 38 Kyle Kendrick, R (9, 1) OBP: 0.167, SLG: 0.091		C SI 89 B SI 88 B CH 83 C SL 80 B CH 83 X SI 89 3-2 ③ G6-3	L SI 88 X SI 87 0-1 ① SH1-4 2-3		C SI 87 B CH 82 B SI 88 B FC 88 X SI 87 3-2 ③ G6-3		B FF 94 C FF 94 B FF 94 C FF 95 C FF 95 2-3 ② K	S FF 94 B FF 94 X SI 94 1-1 ③ F9 1-2		3 1 0	0 0 0	0 0 0	0 0 0	1 0 0	2 1 0	2 1 0
Inning Stats	R: 0 E: 0 K: 0 S: 11 H: 2 LOB: 1 BB: 0 P: 18	R: 1 E: 0 K: 0 S: 16 H: 2 LOB: 1 BB: 0 P: 28	R: 2 E: 1 K: 0 S: 19 H: 3 LOB: 2 BB: 0 P: 30	R: 1 E: 0 K: 0 S: 9 H: 3 LOB: 1 BB: 0 P: 12	R: 0 E: 0 K: 1 S: 5 H: 0 LOB: 0 BB: 0 P: 7	R: 0 E: 0 K: 0 S: 7 H: 0 LOB: 0 BB: 0 P: 12	R: 6 E: 0 K: 1 S: 17 H: 5 LOB: 1 BB: 2 P: 34	R: 4 E: 0 K: 0 S: 19 H: 5 LOB: 1 BB: 0 P: 31		1B: 15 2B: 4 3B: 0 HR: 1 SF: 0 SAC: 1 DP: 2 HBP: 0	WP: 2 PB: 0 SB: 2 CS: 0 PA: 45					

	AB	42
	R	14
	H	20
	RBI	14
	BB	2
	SO	2
	LOB	18

PITCHER		IP	WLS	BF	H	R	ER	SO	BB	IBB	HBP	BLK	WP	HR	S	P	ERA	WHIP
32 Derek Lowe, R ERA: 4.3	(1, 1)	6.0	L	27	10	4	4	1	0	0	0	0	0	0	67	107	6.00	1.667
53 Cory Gearrin, R ERA: 6.61	(7, 1)	0.1		7	4	6	6	0	1	1	0	0	1	0	9	21	162.00	15.000
43 Scott Proctor, R ERA: 5.79	(7, 1)	1.2		11	6	4	4	1	0	0	0	0	1	1	27	44	21.60	3.600

PITCHER	IP	WLS	BF	H	R	ER	SO	BB	IBB	HBP	BLK	WP	HR	S	P	ERA	WHIP

Batter	1	2	3	4	5	6	7	8	9	AB	R	H	RBI	BB	SO	LOB
2 Roger Bernadina, L (1, 8) (8, 9) OBP: 0.320, SLG: 0.376	B SI 91 B FF 90 C SI 90 S FC 87 X SI 92 2-2 8 1B 11 FC6-4 1B		M SI 90 B CU 77 S CU 77 S CU 78 1-3 ① K		B SI 90 S FC 85 B CU 77 S CU 77 S CU 77 2-3 ② K		C CU 78 X CU 77 0-1 ③ G4-3		B SL 74 C FF 87 C SL 74 X SL 77 1-2 ③ G1-3	5	1	1	0	0	2	2
8 Danny Espinosa, S (1, 4) OBP: 0.334, SLG: 0.459	1 SAFE 1 SAFE D SI 90 B SI 90 1 SAFE X SI 90 2-0 11 FC6-4 1-3 1B		B SI 90 B SI 91 C FC 86 B SI 90 F FS 84 F FF 92 B CU 77 4-2 11 1B BB		F SI 90 B CU 78 S CU 78 S FF 91 1-3 ③ K			C SI 93 B FO 83 B FO 83 S SI 92 B FF 94 S FF 92 3-3 ① K		3	0	1	0	1	2	0
11 Ryan Zimmerman, R (1, 5) OBP: 0.342, SLG: 0.406 43 Brian Bixler, R (7, 5) OBP: 0.265, SLG: 0.222	X SI 90 0-0 ① FC6-4 1-2f 3-H		B SI 91 B FC 86 F SI 91 1 SAFE X SI 91 2-1 1-2 1B			B FS 80 B SI 90 C SI 90 B FC 84 C SI 90 C FC 85 3-3 ① K		B FF 93 F FO 82 X SI 93 1-1 ② G4-3		3 1	0 0	1 0	1 0	0 0	1 0	1 0
38 Michael Morse, R (1, 3) OBP: 0.350, SLG: 0.529	C SI 91 X FC 86 0-1 ② F8		C SI 92 F SI 91 S FC 86 0-3 ② K			F CU 77 F CU 78 X FC 86 0-2 ② F8		B FF 94 C SI 93 F FC 89 F FF 94 B FF 92 B FF 92 B SI 93 4-2 19 2B BB		3	0	0	0	1	1	3
19 Laynce Nix, L (1, 7) OBP: 0.314, SLG: 0.502	1 SAFE B SI 91 B FS 84 B FS 81 C SI 91 C FC 86 S CU 78 3-3 ③ K		B FS 82 F CU 78 T SI 91 X SI 91 1-2 ③ G4-3			B FC 88 F SI 92 B CU 78 S CU 76 X CU 77 2-2 ③ P6		C SI 92 S FO 83 D FO 83 X FF 92 1-2 1-3 2B		4	0	1	0	0	1	3
28 Jayson Werth, R (1, 9) OBP: 0.321, SLG: 0.362 63 Henry Alberto Rodriguez, R (8, 1)		C SI 89 B SI 90 C SI 90 F SI 91 F FC 84 B SI 92 B SI 92 X SI 92 3-2 3 G5-4-3 1B	F SI 89 B CU 78 B FF 90 X SI 91 2-1 ① F9				B SI 89 X SI 89 1-0 ① P4	C FF 93 C SI 92 B FF 93 B FF 94 B FF 93 D FO 85 4-2 BB		3 0	0 0	1 0	0 0	1 0	0 0	0 0
3 Wilson Ramos, R (1, 2) OBP: 0.327, SLG: 0.422		F SI 92 S SI 92 1 SAFE X FC 84 0-2 ① ② G5-4-3 1-2f	C CU 78 S FC 85 B SI 92 F FC 84 X SI 91 1-2 ② G5-3				B SI 91 B SI 90 B SI 90 C FF 90 X SI 91 3-1 12 1B 1B	B FF 92 C FF 93 S FF 93 C FF 94 1-3 ③ K		4	0	1	0	0	1	4
20 Ian Desmond, R (1, 6) OBP: 0.264, SLG: 0.307		C SI 92 F SI 92 B FC 86 X FC 84 1-2 1B	C FC 83 S FC 83 B FC 84 C SI 91 1-3 ③ K				X CU 76 0-0 ② P3		C FF 87 F SL 74 B FF 88 F FF 87 B SL 73 X SL 74 2-2 ① P4	4	0	1	0	0	1	1
61 Livan Hernandez, R (1, 1) OBP: 0.172, SLG: 0.172 13 Alex Cora, L (5, PH) OBP: 0.286, SLG: 0.276 48 Ross Detwiler, R (5, 1) 12 Matt Stairs, L (7, PH) OBP: 0.280, SLG: 0.172 60 Todd Coffey, R (7, 1) 24 Rick Ankiel, L (8, 8) OBP: 0.297, SLG: 0.331		F SI 90 X SI 90 0-1 ③ F8			B SI 89 F SI 88 X SI 90 1-1 ① G5-3		B SI 90 B FC 86 X SI 91 2-0 1-3 1B		S FF 88 S FF 88 F FF 90 B FF 90 S SL 76 1-3 ② K	1 1 0 1 0 1	0 0 0 0 0 0	0 0 0 1 0 0	0 0 0 0 0 0	0 0 0 0 0 1	0 0 0 0 0 0	1 0 0 0 0 0
Inning Stats	R: 1 E: 0 K: 1 S: 10 H: 2 LOB: 1 BB: 0 P: 17	R: 0 E: 0 K: 0 S: 13 H: 2 LOB: 1 BB: 0 P: 17	R: 0 E: 0 K: 2 S: 14 H: 1 LOB: 2 BB: 1 P: 22	R: 0 E: 0 K: 1 S: 9 H: 0 LOB: 0 BB: 0 P: 13	R: 0 E: 0 K: 2 S: 8 H: 0 LOB: 0 BB: 0 P: 12	R: 0 E: 0 K: 1 S: 9 H: 0 LOB: 0 BB: 0 P: 14	R: 0 E: 0 K: 0 S: 7 H: 2 LOB: 2 BB: 0 P: 13	R: 0 E: 0 K: 2 S: 16 H: 1 LOB: 3 BB: 2 P: 30	R: 0 E: 0 K: 1 S: 11 H: 0 LOB: 0 BB: 0 P: 15	1B: 7 2B: 1 3B: 0 HR: 0 SF: 0 SAC: 0 DP: 1 HBP: 0						

PITCHER	IP	WLS	BF	H	R	ER	SO	BB	IBB	HBP	BLK	WP	HR	S	P	ERA	WHIP
15 Tim Hudson, R (1, 1) ERA: 3.44	7.0	W	28	7	1	1	7	1	0	0	0	0	0	70	108	1.29	1.143
19 Scott Linebrink, R (8, 1) ERA: 3.19	1.0		6	1	0	0	2	2	0	0	0	0	0	16	30	0.00	3.000
52 George Sherrill, L (9, 1) ERA: 2.13	1.0		3	0	0	0	1	0	0	0	0	0	0	11	15	0.00	0.000

PITCHER	IP	WLS	BF	H	R	ER	SO	BB	IBB	HBP	BLK	WP	HR	S	P	ERA	WHIP

TOP

Washington Nationals @ Atlanta Braves

Turner Field, Atlanta, GA

Fri Jul 15 2011, 7:38 PM - 10:33 PM EDT

Att. 34,106 - Overcast - 75 F

livebaseballscorecards.com

AB	34
R	1
H	8
RBI	1
BB	3
SO	10
LOB	15

Washington Nationals @ Atlanta Braves

Turner Field, Atlanta, GA

Fri Jul 15 2011, 7:38 PM - 10:33 PM EDT

Att. 34,106 - Overcast - 75 F

BOTTOM

livebaseballscorecards.com

Batter	1	2	3	4	5	6	7	8	9	AB	R	H	RBI	BB	SO	LOB
1 Jordan Schafer, L (1, 8) OBP: 0.289, SLG: 0.312	B SI 83 B SI 81 C SI 81 F SI 83 B SI 84 F SL 76 X SI 83 3-2 E3 5 1B	X FF 82 0-0 ① G3	F FF 84 B CH 79 X FF 81 1-1 ③ G3			B FF 92 B FF 92 C SI 91 B SI 90 L SI 92 B FF 93 4-2 14 1B 22 1B 2-3 BB	S SI 94 B SI 94 C SL 84 B SI 94 X SL 84 2-2 22 BB 5 2B 1B			4	3	1	0	1	0	2
14 Martín Prado, R (1, 5) OBP: 0.325, SLG: 0.448	X SI 85 0-0 ① F9	B SI 84 C SL 80 B SL 80 F SI 85 F FF 84 B FF 84 X CU 65 3-2 ② F7		B SI 83 C SI 83 X SI 82 1-1 HR		C SI 92 B CH 84 1 SAFE X CH 83 1-1 5 G6-3 22 1B 26 E 1-2 3-H 1B	B SL 85 C SL 83 C SL 85 S SL 86 1-3 ② K			5	2	2	2	0	1	2
22 Jason Heyward, L (1, 9) OBP: 0.321, SLG: 0.403	B SI 84 B SL 80 B SI 84 B SL 78 4-0 5 1B 26 2B BB	X CU 66 0-0 E3		B SL 79 F SL 80 X SI 84 1-1 ① G4-3		X SL 78 0-0 26 E 5 G6-3 1-2 2-H 1B	B SI 94 C SI 94 B SI 93 S SI 94 B SI 94 B SI 93 4-2 5 2B 1-2 BB			3	2	1	1	2	0	0
5 Freddie Freeman, L (1, 3) OBP: 0.347, SLG: 0.461	B CH 77 S CH 78 C SI 85 F CU 69 F CH 79 X FF 84 1-2 26 2B 8 E 1-3 2-H 1B	C SI 83 B FF 80 X SL 81 1-1 ③ G3		B SI 83 B CU 67 C SL 80 C SI 84 B SI 84 S SL 80 3-3 ② K		C FF 92 F SL 79 F SL 79 X SI 93 0-2 ① G6-3 1-2 2-3	X SI 94 0-0 1-H 2-H 2B			5	1	2	3	0	1	3
26 Dan Uggla, R (1, 4) OBP: 0.256, SLG: 0.365	B SL 81 B SL 81 X CU 67 2-0 8 E 13 1B 1-3 3-H 2B		F SI 83 B SL 80 B SL 80 X SL 75 2-1 ① F8	X CU 68 0-0 ③ F7		S SL 80 C SI 93 X SL 80 0-2 E5 8 BB 2-3 3-H	B SL 86 X SL 84 1-0 ③ F7			5	1	1	1	0	0	2
8 David Ross, R (1, 2) OBP: 0.368, SLG: 0.515	X SL 79 0-0 E6 13 1B 2 1B 2-3 3-H		C SI 84 C SI 84 F SI 86 B SL 81 F CU 63 X SI 85 1-2 13 1B 15 1B 2B		B FF 92 S SI 92 B SI 93 C CH 84 S FF 94 2-3 ① K	B SI 91 B SI 92 B SI 92 B SI 92 4-0 1-2 BB		B FF 98 S FF 97 C FF 99 F SL 84 B FF 100 S FF 100 2-3 ① K		4	1	1	1	1	2	1
13 Nate McLouth, L (1, 7) OBP: 0.346, SLG: 0.332	B SI 83 X CH 79 1-0 2 1B 1-2 3-H 1B		B SL 79 X CH 77 1-0 15 1B 2-3 1B		B FF 93 B SI 93 F FF 92 F FF 93 F SI 93 X SL 79 2-2 ② G6-3	C SI 89 X SL 79 0-1 ② F6		B FF 100 C FF 98 B FF 99 S FF 98 B FF 100 X FF 100 3-2 ② G4-3		5	0	2	1	0	0	3
2 Alex Gonzalez, R (1, 6) OBP: 0.263, SLG: 0.341	D SL 80 X SL 79 1-0 ② 1-3 2-H 1B		X SL 80 0-0 ② F9		F SI 93 C SI 93 F FF 94 S SL 80 0-3 ③ K	C CH 86 B CH 86 B SI 92 F CH 85 T SI 92 2-2 ③ K		F FF 99 B SI 101 S SL 84 X SL 85 1-2 ③ G3		5	0	1	0	0	2	5
15 Tim Hudson, R (1, 1) OBP: 0.175, SLG: 0.216 20 Eric Hinske, L (7, PH) OBP: 0.305, SLG: 0.432 19 Scott Linebrink, R (8, 1) 52 George Sherrill, L (9, 1)	B SL 78 B SL 79 S SL 78 C SI 85 F CU 68 X SL 78 2-2 ③ P2		B FF 85 B SL 78 C SL 77 F CU 68 X SI 86 2-2 1-2 3-H 1B			B SI 91 C SI 90 T CH 84 X SL 78 1-2 1 WP 14 1B 2B	C SI 93 B SL 84 C SI 94 B SI 94 T SL 85 2-2 ① K			3 1 0 0	1 0 0 0	2 0 0 0	1 0 0 0	0 1 0 0	0 0 0 0	2 0 0 0
Inning Stats	R: 4 E: 2 K: 0 S: 18 H: 4 LOB: 2 BB: 1 P: 32	R: 0 E: 1 K: 0 S: 9 H: 0 LOB: 1 BB: 0 P: 13	R: 1 E: 0 K: 0 S: 14 H: 3 LOB: 2 BB: 0 P: 21	R: 1 E: 0 K: 1 S: 8 H: 1 LOB: 0 BB: 0 P: 13	R: 0 E: 0 K: 2 S: 11 H: 0 LOB: 0 BB: 0 P: 15	R: 3 E: 1 K: 1 S: 20 H: 3 LOB: 3 BB: 2 P: 32	R: 2 E: 0 K: 2 S: 13 H: 2 LOB: 1 BB: 1 P: 23	R: 0 E: 0 K: 1 S: 10 H: 0 LOB: 0 BB: 0 P: 16								

| | | | | | | | |

Washington Nationals @ Atlanta Braves

Turner Field, Atlanta, GA

Sat Jul 16 2011, 7:12 PM - 10:12 PM EDT

Att. 42,456 - Cloudy - 81 F

TOP

livebaseballscorecards.com

Batter	1	2	3	4	5	6	7	8	9	AB	R	H	RBI	BB	SO	LOB
2 Roger Bernadina, L (1, 7) OBP: 0.314, SLG: 0.368	B FF 89 C FF 89 X SL 83 1-1 ① B1-3	C FF 91 X SL 81 0-1 ② L4			B FF 89 C FF 89 C FF 91 C CU 72 1-3 ① K	C FF 87 F SL 72 B FF 88 F SL 75 B SL 74 S FF 89 2-3 ② K		X SI 94 0-0 ③ G4-3		5	0	0	0	0	2	5
8 Danny Espinosa, S (1, 4) OBP: 0.332, SLG: 0.455	B FF 89 C FF 90 F FF 90 B CU 74 F FF 92 B SL 82 S SL 80 3-3 ② K	C SL 83 D CU 73 S SL 81 S SL 82 1-3 ③ K			C FF 90 F SL 81 X FF 91 0-2 11 E 1B	B FF 85 C FF 87 X FF 88 1-1 ③ F9			B FF 94 F FF 94 X SL 84 1-1 ① F8	5	0	1	0	0	2	3
11 Ryan Zimmerman, R (1, 5) OBP: 0.331, SLG: 0.391	B FF 91 C CU 73 B SL 82 F FF 91 C FF 93 2-3 ③ K		B FF 90 B SL 80 C FF 90 F FF 91 B SL 82 X SL 80 3-2 ① G6-3		1 SAFE S SL 79 C FF 91 X SL 80 0-2 FC4 1-2		B SI 88 C SI 90 C SI 92 S SL 83 1-3 ① K		F FF 95 C FF 93 B FF 96 B SL 84 X FF 94 2-2 ② G4-3	5	0	0	0	0	2	1
38 Michael Morse, R (1, 3) OBP: 0.351, SLG: 0.529		C SL 80 B FF 90 S CU 72 X CU 74 1-2 3 2B 2B	X SL 81 0-0 ② G5-3		B FF 92 F SL 81 B SL 81 X SL 79 2-1 ② F4		C SL 80 F SL 81 B SI 92 F SI 92 F SL 81 F SL 79 B SL 80 F SL 81 S SL 82 2-3 ② K2-3		B FF 95 B SL 85 B FF 93 C FF 94 F SL 94 B FF 96 4-2 28 BB BB	4	1	1	0	1	1	2
28 Jayson Werth, R (1, 9) OBP: 0.322, SLG: 0.360		B FF 90 C FF 91 C FF 91 T SL 81 1-2 ① K	B FF 91 C FF 90 X FF 91 1-1 1B		B FF 91 C SL 81 F FF 91 B FF 91 X FF 92 2-2 ③ F9		B SI 91 B SI 91 C SI 90 F SI 90 B SL 81 F SI 89 S SL 81 3-3 ③ K		C SL 85 B FF 93 B SL 85 B FF 94 B SL 83 4-1 1-2 BB	4	0	1	0	1	2	3
24 Rick Ankiel, L (1, 8) OBP: 0.300, SLG: 0.330		D CU 73 B SL 80 B FF 91 C FF 91 B FF 90 4-1 3 2B 31 1B BB	B FF 90 F FF 90 B FF 90 F SL 81 F CU 74 1 SAFE S FF 90 2-3 ③ K			F SL 80 S FF 90 B FF 89 B FF 90 X FF 91 2-2 3 HR 1B		S SI 91 B SI 93 C SI 93 B SL 85 X SI 93 2-2 ① G3	C FF 94 F FF 94 S FF 94 0-3 ③ K	4	2	1	0	1	2	3
3 Wilson Ramos, R (1, 2) OBP: 0.333, SLG: 0.442		C FF 92 X FF 92 0-1 31 1B 1-3 2-H 2B		F FF 88 B FF 89 F SL 80 S SL 80 1-3 ① K		B FF 90 1 SAFE F SL 80 X FF 90 1-1 1-H HR		B SI 93 C SI 94 S SL 87 B SI 94 B SI 92 B SL 86 4-2 20 E 20 1B 43 FC5-2 BB		3	2	2	3	1	1	0
20 Ian Desmond, R (1, 6) OBP: 0.266, SLG: 0.308		C SL 81 D SL 81 B FF 91 B FF 92 B SL 84 4-1 31 1B BB		F FF 91 B FF 91 B SL 81 X SL 79 2-1 ② F7		C FF 91 B FF 91 B FF 92 X FF 91 2-1 ① F9		X SI 93 0-0 E9 43 FC5-2 1-3 1B		3	0	1	0	1	0	0
31 John Lannan, L (1, 1) OBP: 0.132, SLG: 0.057 52 Ryan Mattheus, R (6, 1) 43 Brian Bixler, R (8, PH) OBP: 0.260, SLG: 0.217 36 Tyler Clippard, R (8, 1) 22 Drew Storen, S (9, 1)		X FF 89 0-0 1-2 2-H 3-H 1B		C FF 91 C FF 91 F SL 81 B CU 74 C FF 91 1-3 ③ K		X FF 91 0-0 1B		1 SAFE B FF 93 1 SAFE B SL 86 T SI 93 1 SAFE X SL 87 2-1 ② FC5-2 1-2 3-H		3 0 1 0 0	0 0 0 0 0	2 0 0 0 0	2 0 0 0 0	0 0 0 0 0	1 0 0 0 0	0 0 2 0 0
Inning Stats	R: 0 E: 0 K: 2 S: 9 H: 0 LOB: 0 BB: 0 P: 15	R: 3 E: 0 K: 2 S: 16 H: 3 LOB: 2 BB: 2 P: 27	R: 0 E: 0 K: 1 S: 10 H: 1 LOB: 1 BB: 0 P: 16	R: 0 E: 0 K: 2 S: 9 H: 0 LOB: 0 BB: 0 P: 13	R: 0 E: 1 K: 1 S: 14 H: 1 LOB: 2 BB: 0 P: 19	R: 2 E: 0 K: 1 S: 14 H: 3 LOB: 1 BB: 0 P: 22	R: 0 E: 0 K: 3 S: 14 H: 0 LOB: 0 BB: 0 P: 20	R: 0 E: 1 K: 0 S: 9 H: 1 LOB: 2 BB: 1 P: 17	R: 0 E: 0 K: 1 S: 11 H: 0 LOB: 2 BB: 2 P: 22	1B: 6 2B: 2 3B: 0 HR: 1 SF: 0 SAC: 0 DP: 0 HBP: 0						

AB	37
R	5
H	9
RBI	5
BB	5
SO	13
LOB	19

WP: 0 PB: 0 SB: 0 CS: 0 PA: 42

PITCHER		IP	WLS	BF	H	R	ER	SO	BB	IBB	HBP	BLK	WP	HR	S	P	ERA	WHIP
48 Tommy Hanson, R ERA: 2.73	(1, 1)	5.1	L	27	8	5	5	8	2	0	0	0	0	1	66	103	8.44	1.875
52 George Sherrill, L ERA: 2.08	(6, 1)	0.2		2	0	0	0	1	0	0	0	0	0	0	6	9	0.00	0.000
53 Cory Gearrin, R ERA: 6.23	(7, 1)	1.0		3	0	0	0	3	0	0	0	0	0	0	14	20	0.00	0.000
34 Eric O'Flaherty, L ERA: 1.05	(8, 1)	1.0		5	1	0	0	0	1	0	0	0	0	0	9	17	0.00	2.000
43 Scott Proctor, R ERA: 5.49	(9, 1)	1.0		5	0	0	0	1	2	0	0	0	0	0	11	22	0.00	2.000

PITCHER		IP	WLS	BF	H	R	ER	SO	BB	IBB	HBP	BLK	WP	HR	S	P	ERA	WHIP

Washington Nationals @ Atlanta Braves

Turner Field, Atlanta, GA

Sat Jul 16 2011, 7:12 PM - 10:12 PM EDT

Att. 42,456 - Cloudy - 81 F

BOTTOM

livebaseballscorecards.com

Batter	1	2	3	4	5	6	7	8	9	AB	R	H	RBI	BB	SO	LOB
1 Jordan Schafer, L (1, 8) OBP: 0.293, SLG: 0.318	C SI 92 F FF 92 F SI 92 B FF 86 B FF 86 C SL 84 2-3 K ①		C SL 80 X CU 78 0-1 14 FC6-5 2B		B FF 92 C SI 90 B FF 91 S CU 76 F SL 83 B FF 90 B SL 80 4-2 BB		B SI 92 C SI 94 B FS 85 X SI 95 2-1 G5-3 ③			3	0	1	0	1	1	0
14 Martín Prado, R (1, 5) OBP: 0.321, SLG: 0.442	B SI 92 C FF 92 B FF 92 X SI 88 2-1 P3 ②		B SI 91 X SL 80 1-0 FC6-5 16 G4-3 ① 2-3		1 SAFE 1 SAFE 1 SAFE C SI 91 F SI 90 D SL 84 1 SAFE X FF 91 1-2 G1-3 ③			C FF 92 X CU 78 0-1 P3 ①		4	0	0	0	0	0	2
16 Brian McCann, L (1, 2) OBP: 0.379, SLG: 0.510	C FF 93 F SI 90 X SL 79 0-2 L9 ③		C SI 89 1 SAFE S SL 79 F SI 89 X SL 82 0-2 G4-3 ② 1-2			B SI 91 C SL 80 X FF 88 1-1 26 1B 1B		C FF 92 F CU 77 B FF 94 C FF 94 1-3 K ②		4	0	1	0	0	1	1
5 Freddie Freeman, L (1, 3) OBP: 0.343, SLG: 0.455		B SL 82 S SL 83 F FF 90 S SI 87 1-3 K ①	B SL 82 S SL 81 B SL 82 X SI 90 2-1 G6-3 ③			F SL 82 S SL 80 S SL 82 0-3 K ①		C FF 91 S CH 82 F FF 94 X FF 93 0-2 F9 ③		4	0	0	0	0	2	2
26 Dan Uggla, R (1, 4) OBP: 0.261, SLG: 0.366		B SI 91 S CH 84 B CU 77 B SI 87 B FF 91 4-1 2 HR 22 G4-3 BB		C CU 73 B FF 89 B SI 90 B FF 90 F SI 91 B SL 80 4-2 22 FC5-4 BB		S CH 86 X SI 91 0-1 2 FC6-4 1B 1-2			C FF 95 B SL 84 C SI 95 F SL 85 S SL 85 1-3 K ①	2	1	1	0	2	1	0
22 Jason Heyward, L (1, 9) OBP: 0.316, SLG: 0.397		1 SAFE B SI 89 C SL 84 B SI 90 S SI 86 X SL 82 2-2 G4-3 ② 1-2		C SI 90 B SI 91 F SL 81 X SI 90 1-2 FC5-4 2 G6-3 ① 1-2f		S SL 82 B SI 90 F SL 80 F SI 91 X SL 80 1-2 F9 ②			C FF 95 X SI 94 0-1 G6-3 ②	4	0	0	0	0	0	4
2 Alex Gonzalez, R (1, 6) OBP: 0.262, SLG: 0.349		F SI 92 X CH 84 0-1 2-H HR		C SI 90 X SI 91 0-1 G6-3 ②③ 1-2f		C SI 94 F SL 81 X FF 95 0-2 FC6-4 ③ 1-2f			B FF 94 B FF 94 C FF 93 X SI 94 2-1 G6-3 ③	4	1	1	2	0	0	3
30 Wilkin Ramirez, R (1, 7) OBP: 0.444, SLG: 0.400		B SI 90 B SI 90 T SI 89 B SI 87 B SI 90 4-1 BB			C SI 91 X SL 83 0-1 48 B1-6-4 1B		X FF 92 0-0 F9 ①			2	0	1	0	1	0	0
48 Tommy Hanson, R (1, 1) OBP: 0.067, SLG: 0.067 52 George Sherrill, L (6, 1) 53 Cory Gearrin, R (7, 1) 7 Brooks Conrad, S (7, PH) OBP: 0.348, SLG: 0.448 34 Eric O'Flaherty, L (8, 1) 43 Scott Proctor, R (9, 1)		F SI 89 S SL 81 S SL 80 0-3 K ③			B FF 90 X FF 88 1-0 B1-6-4 ①② 1-2f		B SI 93 B SI 94 X SI 95 2-0 G6-3 ②			2 0 0 1 0 0	0 0 0 0 0 0	0 0 0 0 0 0	0 0 0 0 0 0	0 0 0 0 0 0	1 0 0 0 0 0	2 0 0 0 0 0
Inning Stats	R: 0 E: 0 K: 1 S: 9 H: 0 LOB: 0 BB: 0 P: 13	R: 2 E: 0 K: 2 S: 13 H: 1 LOB: 1 BB: 2 P: 24	R: 0 E: 0 K: 0 S: 9 H: 1 LOB: 1 BB: 0 P: 12	R: 0 E: 0 K: 0 S: 7 H: 0 LOB: 0 BB: 1 P: 12	R: 0 E: 0 K: 0 S: 9 H: 1 LOB: 1 BB: 1 P: 15	R: 0 E: 0 K: 1 S: 14 H: 2 LOB: 2 BB: 0 P: 16	R: 0 E: 0 K: 0 S: 4 H: 0 LOB: 0 BB: 0 P: 8	R: 0 E: 0 K: 1 S: 9 H: 0 LOB: 0 BB: 0 P: 10	R: 0 E: 0 K: 1 S: 8 H: 0 LOB: 0 BB: 0 P: 11	1B: 3 2B: 1 3B: 0 HR: 1 SF: 0 SAC: 0 DP: 2 HBP: 0				WP: 0 PB: 0 SB: 0 CS: 0		PA: 34

	AB	30
	R	2
	H	5
	RBI	2
	BB	4
	SO	6
	LOB	14

PITCHER		IP	WLS	BF	H	R	ER	SO	BB	IBB	HBP	BLK	WP	HR	S	P	ERA	WHIP
31 John Lannan, L ERA: 3.62	(1, 1)	5.2	W	24	5	2	2	4	4	0	0	0	0	1	58	89	3.18	1.588
52 Ryan Mattheus, R ERA: 1.2	(6, 1)	1.1	H	4	0	0	0	0	0	0	0	0	0	0	7	11	0.00	0.000
36 Tyler Clippard, R ERA: 1.72	(8, 1)	1.0	H	3	0	0	0	1	0	0	0	0	0	0	9	10	0.00	0.000
22 Drew Storen, R ERA: 2.47	(9, 1)	1.0	S	3	0	0	0	1	0	0	0	0	0	0	8	11	0.00	0.000

PITCHER	IP	WLS	BF	H	R	ER	SO	BB	IBB	HBP	BLK	WP	HR	S	P	ERA	WHIP

Batter	1	2	3	4	5	6	7	8	9	AB	R	H	RBI	BB	SO	LOB
2 Roger Bernadina, L (1, 8) (7, 7) OBP: 0.319, SLG: 0.379	C FC 87 H FF 88 1-1 11 FC1-4 8 S HBP		F FF 89 B CH 83 X CH 84 1-1 E4 1-H 3B	B FF 90 D SL 79 X SI 87 2-0 8 S 8 3B 2-3 1B		S FF 86 B FF 89 F FF 88 X SL 74 1-2 ② FC6-4 8 HR 1-2f			F FF 94 B KC 86 B KC 85 C FF 96 C FF 95 2-3 ① K	4	3	2	1	0	1	1
8 Danny Espinosa, S (1, 4) OBP: 0.336, SLG: 0.472	B CH 83 B CH 83 F FF 88 B SI 87 S CH 82 T SI 89 3-2 ① K 1-2		F SI 88 S FF 88 B FF 90 X FF 89 1-2 11 BB 1B	1 SAFE 1 SAFE C CH 85 B SL 81 X SL 78 1-1 11 2B 1-H 3B		X FF 87 0-0 1-H HR			B KC 83 C KC 84 S FF 96 F FF 97 S KC 86 1-3 ② K	5	2	3	3	0	2	1
11 Ryan Zimmerman, R (1, 5) OBP: 0.340, SLG: 0.397	2 SAFE B FF 89 F FF 90 D SL 79 X SL 76 2-1 ② FC1-4 2-3		1 SAFE C FF 90 B FF 89 1 SAFE 1 SAFE B SI 89 B FF 88 F SL 80 4-2 B CH 85 1-2 BB	X SI 88 0-0 3-H 2B		C FF 87 C FF 87 F SL 74 X FF 86 0-2 ③ G6-3			B FF 98 B KC 86 S FF 96 B FF 96 B FF 95 4-1 38 1B BB	3	0	1	1	2	0	1
38 Michael Morse, R (1, 3) OBP: 0.348, SLG: 0.523	X SL 77 0-0 ③ F7		C FF 90 B FC 90 B SL 81 F SL 80 S FF 92 2-3 ② K	S SL 79 F SI 90 S SL 80 0-3 ③ K			F SI 91 B SI 92 B SL 85 B SI 92 X FF 92 3-1 ① F9		C KC 86 X KC 88 0-1 28 FC6-4 1-3 1B	5	0	1	0	0	2	4
28 Jayson Werth, R (1, 9) OBP: 0.318, SLG: 0.355		B FF 86 C FC 86 C SI 87 B FF 89 X FF 88 2-2 ① G6-3	C SL 81 C CH 84 S FC 90 0-3 ③ K		X FF 86 0-0 ① F9		C FF 92 B SI 93 B FF 94 B SI 92 X SI 92 3-1 ② G5-3		C FF 97 S FF 98 F FF 99 X KC 88 0-2 ③ FC6-4 1-2f	5	0	0	0	0	1	4
19 Laynce Nix, L (1, 7) OBP: 0.313, SLG: 0.498 36 Tyler Clippard, R (7, 1) 52 Ryan Mattheus, R (9, 1)		C FF 87 B CH 82 F SL 77 X CH 83 1-2 ② L6		B SL 76 F SL 76 X SL 78 1-1 26 2B 20 2B 1B	X CH 83 0-0 ② F8		X SL 85 0-0 ③ G4-3			4 0 0	1 0 0	1 0 0	0 0 0	0 0 0	0 0 0	0 0 0
26 Jesus Flores, R (1, 2) OBP: 0.200, SLG: 0.300		B SL 79 X SL 78 1-0 ③ L6		B FF 88 1 SAFE B SI 87 X FF 89 2-0 20 2B 1-3 2B	C FF 87 B SL 78 F SL 78 B CH 84 S CH 84 2-3 ③ K			S SI 97 B SI 96 F SI 95 F SI 97 S SI 96 1-3 ① K		4	1	1	0	0	2	0
20 Ian Desmond, R (1, 6) OBP: 0.269, SLG: 0.311			B FF 88 B CH 83 B FC 88 C FF 87 B SI 87 4-1 32 FC3-6 BB	B CH 85 F SL 81 B FC 90 T FC 91 X FF 92 2-2 2 1B 2-H 3-H 2B		C FF 86 X FF 85 0-1 ① G6-3			B SI 97 C SI 96 S SI 97 S SI 98 1-3 ② K	3	0	1	2	1	1	0
32 Tom Gorzelanny, R (1, 1) OBP: 0.120, SLG: 0.043 63 Henry Alberto Rodriguez, R (3, 1) 17 Sean Burnett, L (5, 1) OBP: 1.000, SLG: 1.000 24 Rick Ankiel, L (7, 8) OBP: 0.299, SLG: 0.328			X FF 87 0-0 ① FC3-6 2 E 1-2f	C FF 89 2 SAFE L FC 91 B SL 78 L FF 91 1-3 ① K		C FF 88 B SL 74 X FF 87 1-1 2 FC6-4 1B		F SI 97 B SI 96 X SI 96 1-1 ③ F8		1 1 1 1	1 0 0 0	0 0 1 0	0 0 0 0	0 1 0 0	0 1 0 0	1 1 0 0
Inning Stats	R: 0 H: 0 E: 0 LOB: 1 K: 1 BB: 0 S: 7 P: 13	R: 0 H: 0 E: 0 LOB: 0 K: 0 BB: 0 S: 7 P: 11	R: 2 H: 2 E: 1 LOB: 2 K: 2 BB: 2 S: 15 P: 27	R: 4 H: 6 E: 0 LOB: 1 K: 2 BB: 0 S: 16 P: 25	R: 0 H: 0 E: 0 LOB: 0 K: 1 BB: 0 S: 5 P: 7	R: 2 H: 2 E: 0 LOB: 0 K: 0 BB: 0 S: 12 P: 14	R: 0 H: 0 E: 0 LOB: 0 K: 0 BB: 0 S: 5 P: 11	R: 0 H: 0 E: 0 LOB: 2 K: 2 BB: 1 S: 9 P: 12	R: 0 H: 1 E: 0 LOB: 0 K: 2 BB: 1 S: 14 P: 21	1B: 5 SF: 0 2B: 3 SAC: 0 3B: 2 DP: 0 HR: 1 HBP: 1						

TOP

Washington Nationals @ Atlanta Braves

Turner Field, Atlanta, GA

Sun Jul 17 2011, 1:38 PM - 4:58 PM EDT

Att. 30,314 - Partly Cloudy - 83 F

livebaseballscorecards.com

AB	37
R	8
H	11
RBI	7
BB	3
SO	10
LOB	13

PITCHER		IP	WLS	BF	H	R	ER	SO	BB	IBB	HBP	BLK	WP	HR	S	P	ERA	WHIP
49 Jair Jurrjens, R ERA: 2.26	(1, 1)	5.0		25	8	6	6	6	2	0	1	0	0	0	50	83	10.80	2.000
52 George Sherrill, L ERA: 2.67	(6, 1)	1.0	B	5	2	2	2	0	0	0	0	0	0	1	12	14	18.00	2.000
34 Eric O'Flaherty, L ERA: 1.02	(7, 1)	1.0		3	0	0	0	0	0	0	0	0	0	0	5	11	0.00	0.000
39 Jonny Venters, L ERA: 1.44	(8, 1)	1.0		3	0	0	0	2	0	0	0	0	0	0	9	12	0.00	0.000
46 Craig Kimbrel, R ERA: 2.3	(9, 1)	1.0	W	5	1	0	0	2	1	0	0	0	0	0	14	21	0.00	2.000

PITCHER	IP	WLS	BF	H	R	ER	SO	BB	IBB	HBP	BLK	WP	HR	S	P	ERA	WHIP

Batter	1	2	3	4	5	6	7	8	9	AB	R	H	RBI	BB	SO	LOB
1 Jordan Schafer, L (1, 8) OBP: 0.297, SLG: 0.318	B CH 87 B FF 89 C SI 89 B SI 91 F FF 90 B SL 81 4-2 14 E 14 S 14 1B BB	C FF 91 L SL 81 B SL 81 B FF 90 S SL 81 2-3 K ③			C FF 97 X CH 89 0-1 14 S 16 HR 1-3 2-H 1B	L SL 76 X SL 78 0-1 F9 ③			X FF 94 0-0 SH1-4 ① 1-2	3	2	1	1	1	1	0
14 Martín Prado, R (1, 5) OBP: 0.318, SLG: 0.437	1 SAFE B SI 88 1 SAFE B SI 89 C CH 84 F SI 90 F SI 92 F SL 78 X FF 91 2-2 26 BB 5 S 2 WP 1-H 1B		C FF 98 B SL 83 X FF 98 1-1 G4-3 ①		C SL 82 D FF 98 B FF 97 X FF 98 2-1 G3 ① 1-2		B CU 76 B FC 85 C CH 79 C FF 91 F FF 94 X FF 93 2-2 F8 ①		B FF 94 C FF 93 C SL 84 D FS 85 F FS 85 D FS 84 X SI 94 3-2 FC6-5 ② 16 S 5 1B 2-3	5	2	1	1	0	0	3
16 Brian McCann, L (1, 2) OBP: 0.379, SLG: 0.517	B SI 90 F SL 80 C FF 91 F SI 91 X SL 82 1-2 F7 ①		F FF 98 B CH 91 S CH 91 F SL 85 B FF 99 B CH 92 F FF 99 S FF 99 3-3 K ②		C SI 92 X SI 91 0-1 2-H 3-H HR		B FF 94 F CH 82 B FC 85 S FF 93 S FF 91 2-3 K ②		B SI 93 F SI 94 B FS 84 B SI 93 I IN 75 4-1 5 1B 1-2 IBB	4	1	1	3	1	2	1
5 Freddie Freeman, L (1, 3) OBP: 0.347, SLG: 0.454	B SI 90 B SL 81 S SL 80 B FF 92 B FF 90 4-1 2 WP 26 BB 1-2 BB		S CH 92 B SL 85 B CH 92 X FF 99 2-1 G4-3 ③		B SI 91 B SL 79 B SL 77 C SI 91 B SI 92 4-1 26 1B 2 G6-3 BB		X CH 82 0-0 F7 ③		B SL 84 X SL 82 1-0 1-2 2-H 1B	3	1	1	1	2	0	0
26 Dan Uggla, R (1, 4) OBP: 0.264, SLG: 0.366	B CH 86 C SI 90 B SI 89 B CH 84 3-1 2 WP 1-2 2-3 BB			C FF 97 C SL 83 B SL 82 C SL 84 1-3 K ①	C CH 83 B CH 84 X SI 92 1-1 2 G6-3 1-3 1B			C FF 91 B CU 77 B FC 84 B CH 81 F CH 81 S FF 92 3-3 K ①		3	0	1	0	1	2	0
2 Alex Gonzalez, R (1, 6) OBP: 0.260, SLG: 0.345	B SI 90 X SI 90 1-0 F9 ② 1-2 2-3 3-H			B FF 98 F FF 98 C FF 97 F SL 84 F SL 85 B FF 99 B FF 99 F SL 84 F FF 99 3-2 X FF 100 F9 ②	B SI 91 X SL 77 1-0 G6-3 ② 1-2 3-H			B FF 93 B CH 81 C CH 81 C FF 92 F FF 93 F CU 78 F FF 92 S FF 94 2-3 K ②		4	0	0	1	0	1	3
13 Nate McLouth, L (1, 7) OBP: 0.345, SLG: 0.344 (9, 9)	B SL 78 B SL 82 S FF 92 X SL 81 2-1 G3 ③			B CH 92 C SI 100 B CH 91 X SI 99 2-1 G4-3 ③	B SL 78 C SL 77 B CH 84 F SI 91 B SI 91 F CH 84 C SI 91 3-3 K ③			B CH 81 X FF 93 1-0 HR		4	1	1	1	0	1	3
30 Wilkin Ramirez, R (1, 9) OBP: 0.429, SLG: 0.444 20 Eric Hinske, L (8, PH) OBP: 0.303, SLG: 0.429 (9, 7)		C SI 90 C CH 85 B CH 84 F FF 90 S SL 79 1-3 K2-3 ①			F FF 96 F FF 99 X SL 85 0-2 1 1B 2B	F CH 82 B CH 83 S SI 91 X SI 91 1-2 G4-3 ①		S CH 82 B FC 86 F CH 80 S FF 92 1-3 K ③		3 1	1 0	1 0	0 0	0 0	1 1	0 0
49 Jair Jurrjens, R (1, 1) OBP: 0.108, SLG: 0.083 22 Jason Heyward, L (5, PH) OBP: 0.319, SLG: 0.397 52 George Sherrill, L (6, 1) 28 Julio Lugo, R (6, PH) OBP: 0.188, SLG: 0.105 34 Eric O'Flaherty, L (7, 1) 39 Jonny Venters, L (8, 1) 46 Craig Kimbrel, R (9, 1) 7 Brooks Conrad, S (9, PH) OBP: 0.357, SLG: 0.448		C FF 90 C SI 91 X CH 85 0-2 G3-1 ②			H FF 99 1-0 1 1B 16 HR HBP	C SI 91 S SL 78 S SL 76 0-3 K2-3 ②			B SL 81 B SI 94 B SI 94 C SI 93 B SI 89 4-1 14 FC6-5 1 SH1-4 BB	1 0 0 1 0 0 0 0	0 1 0 0 0 0 0 0	0 0 0 0 0 0 0 0	0 0 0 0 0 0 0 0	0 0 0 1 0 0 0 1	0 0 0 0 0 0 0 0	0 0 0 0 0 0 0 0
Inning Stats	R: 2 E: 0 K: 0 S: 16 H: 1 LOB: 2 BB: 3 P: 33	R: 0 E: 0 K: 2 S: 10 H: 0 LOB: 0 BB: 0 P: 13	R: 0 E: 0 K: 1 S: 9 H: 0 LOB: 0 BB: 0 P: 15	R: 0 E: 0 K: 1 S: 12 H: 0 LOB: 0 BB: 0 P: 18	R: 5 E: 0 K: 1 S: 17 H: 4 LOB: 1 BB: 1 P: 29	R: 0 E: 0 K: 1 S: 8 H: 0 LOB: 0 BB: 0 P: 9	R: 0 E: 0 K: 1 S: 8 H: 0 LOB: 0 BB: 0 P: 12	R: 1 E: 0 K: 3 S: 13 H: 1 LOB: 0 BB: 0 P: 20	R: 1 E: 0 K: 0 S: 8 H: 1 LOB: 2 BB: 2 P: 20	1B: 4 2B: 1 3B: 0 HR: 2	SF: 0 SAC: 1 DP: 0 HBP: 1					

PITCHER		IP	WLS	BF	H	R	ER	SO	BB	IBB	HBP	BLK	WP	HR	S	P	ERA	WHIP
32 Tom Gorzelanny, L ERA: 4.07	(1, 1)	2.0		10	1	2	2	2	3	0	0	0	1	0	26	46	9.00	2.000
63 Henry Alberto Rodriguez, R ERA: 2.94	(3, 1)	2.1		10	2	3	3	2	0	0	1	0	0	0	28	43	11.57	0.857
17 Sean Burnett, L ERA: 5.67	(5, 1)	1.2	B	8	2	2	2	2	1	0	0	0	0	1	18	28	10.80	1.800
36 Tyler Clippard, R ERA: 1.82	(7, 1)	2.0	B	7	1	1	1	4	0	0	0	0	0	1	21	32	4.50	0.500
52 Ryan Mattheus, R ERA: 1.72	(9, 1)	0.2	L	5	1	1	1	0	1	1	0	0	0	0	8	20	13.50	3.000

PITCHER	IP	WLS	BF	H	R	ER	SO	BB	IBB	HBP	BLK	WP	HR	S	P	ERA	WHIP

BOTTOM

Washington Nationals @ Atlanta Braves

Turner Field, Atlanta, GA

Sun Jul 17 2011, 1:38 PM - 4:58 PM EDT

Att. 30,314 - Partly Cloudy - 83 F

livebaseballscorecards.com

AB	32
R	9
H	7
RBI	8
BB	6
SO	10
LOB	10

WP: 1	PA: 40
PB: 0	
SB: 4	
CS: 0	

Atlanta Braves @ Colorado Rockies

Coors Field, Denver, CO

Mon Jul 18 2011, 6:43 PM - 9:31 PM MDT

Att. 34,894 - Partly Cloudy - 92 F

TOP

livebaseballscorecards.com

Batter	1	2	3	4	5	6	7	8	9	AB	R	H	RBI	BB	SO	LOB
1 Jordan Schafer, L (1, 8) OBP: 0.295, SLG: 0.311	C FF 93 C SL 85 B FF 94 S FF 94 1-3 **K** ①	B CU 79 C FF 94 X CH 87 1-1 **F7** ③		B FF 94 C CH 87 B CH 88 B SI 93 F FF 93 F FF 93 B CH 87 4-2 14 1B **BB**		B FF 91 F FF 88 L FF 91 S SL 80 1-3 **K** ①		F FF 94 B FF 94 F FF 94 F SL 85 B SL 87 S FF 96 2-3 **K** ①		4	0	0	0	1	3	3
14 Martín Prado, R (1, 5) OBP: 0.320, SLG: 0.436	C FF 94 X FF 94 0-1 **G6-3** ②		B FF 92 C CH 86 C SL 86 X FF 92 1-2 **F9** ①	1 SAFE 1 SAFE X FF 92 0-0 **1-2** 1B		B FF 91 B CH 78 X FF 90 2-0 5 FC4-6 16 1B **1-2** 1B		B FF 96 B FF 94 B FF 94 C FF 92 F FF 93 F SL 95 S SL 85 3-3 **K2-3** ②		5	0	2	0	0	1	0
16 Brian McCann, L (1, 2) OBP: 0.380, SLG: 0.515	B SI 93 C SL 85 B FF 94 S CH 87 X FF 93 2-2 **F8** ③		B CU 78 F FF 93 X FF 94 1-1 5 HR 1B	B FF 90 B CH 86 F FF 94 X CH 87 2-1 **G4-3** ③		B FF 91 X FF 90 1-0 5 FC4-6 **1-2** **2-3** 1B		B FF 96 B FF 94 B FF 95 F FF 94 X FF 95 3-1 **F8** ③		5	1	2	0	0	0	2
5 Freddie Freeman, L (1, 3) OBP: 0.350, SLG: 0.465		B FF 91 X FF 92 1-0 20 BB 26 1B 32 E 1B	X FF 94 0-0 **1-H** HR		X CU 76 0-0 **G4-3** ①	X CH 79 0-0 **FC4-6** ② **1-2f** **2-3** **3-H**			F FC 92 X CH 86 0-1 1B	5	2	3	3	0	0	2
26 Dan Uggla, R (1, 4) OBP: 0.263, SLG: 0.363		B SL 86 X FF 92 1-0 20 BB 32 E **1-2** 1B	B CU 78 B SL 86 F CH 87 S CH 86 X FF 93 2-2 **G4-3** ②		X FF 92 0-0 **F9** ②	X CH 81 0-0 **G5-3** ③			D SL 82 1 SAFE C FC 92 B FC 93 S SL 80 S SL 81 2-3 **K** ①	5	1	1	0	0	1	3
20 Eric Hinske, L (1, 7) OBP: 0.313, SLG: 0.458 30 Wilkin Ramirez, R (7, 7) OBP: 0.409, SLG: 0.421		B FF 93 D SL 86 B FF 92 F FF 92 B FF 92 4-1 2 L4-3 BB **1-2** **2-3**	X CU 78 0-0 HR		C FF 91 X CH 87 0-1 2 1B 2B		C FF 90 S FF 91 S SL 81 0-3 **K** ①		S FC 93 1 SAFE F FF 93 1 SAFE 1 SAFE F SL 81 S FF 92 0-3 **K** ②	3 1	2 0	2 0	1 0	1 0	1 1	0 1
2 Alex Gonzalez, R (1, 6) OBP: 0.259, SLG: 0.343		F FF 94 X FF 94 0-1 L4-3 ①② **1-1**	B FF 92 C SL 85 S FF 93 X CU 78 1-2 **P2** ③		B CU 79 X SL 86 1-0 **2-H** 1B		X CH 80 0-0 **F8** ②		C FC 92 S FC 93 S SL 82 0-3 **K** ③	5	0	1	1	0	1	4
13 Nate McLouth, L (1, 9) OBP: 0.347, SLG: 0.341		I IN 77 I IN 76 I IN 77 I IN 80 4-0 32 E IBB		B FF 90 B FF 90 F FF 91 B CH 87 X FF 92 3-1 **P6** ①	B FF 92 C FF 92 B CH 87 F SI 92 F FF 93 X CU 78 2-2 **F9** ③		B FF 91 F FF 91 B SL 83 F FF 92 B SL 84 F CH 81 B FF 93 4-2 **BB**			2	0	0	0	2	0	1
32 Derek Lowe, R (1, 1) OBP: 0.243, SLG: 0.286 34 Eric O'Flaherty, L (7, 1) 39 Jonny Venters, L (8, 1) 46 Craig Kimbrel, R (9, 1)		B FF 94 X SI 93 1-0 E3 **1-3** **2-H** **3-H**		C FF 91 B SL 85 F FF 93 F SL 86 X CU 77 1-2 **F8** ②		C FF 89 X CU 69 0-1 16 1B 14 1B 5 FC4-6 1B	C FF 90 B FF 92 B FF 92 X FF 90 2-1 **F9** ③			4 0 0 0	1 0 0 0	1 0 0 0	0 0 0 0	0 0 0 0	0 0 0 0	2 0 0 0

Inning Stats	1	2	3	4	5	6	7	8	9	1B: 9	SF: 0	WP: 0	PA: 43
	R: 0 E: 0 K: 1 S: 8	R: 2 E: 1 K: 0 S: 8	R: 3 E: 0 K: 0 S: 13	R: 0 E: 0 K: 0 S: 12	R: 1 E: 0 K: 0 S: 9	R: 1 E: 0 K: 1 S: 9	R: 0 E: 0 K: 1 S: 9	R: 0 E: 0 K: 2 S: 10	R: 0 E: 0 K: 3 S: 12	2B: 2 3B: 0 HR: 2	SAC: 0 DP: 1 HBP: 0	PB: 0 SB: 0 CS: 0	
	H: 0 LOB: 0 BB: 0 P: 11	H: 2 LOB: 2 BB: 2 P: 20	H: 3 LOB: 0 BB: 0 P: 18	H: 1 LOB: 2 BB: 1 P: 22	H: 2 LOB: 1 BB: 0 P: 12	H: 3 LOB: 2 BB: 0 P: 13	H: 0 LOB: 1 BB: 1 P: 15	H: 0 LOB: 0 BB: 0 P: 18	H: 1 LOB: 1 BB: 0 P: 14				

	AB	39
	R	7
	H	12
	RBI	5
	BB	4
	SO	8
	LOB	18

PITCHER		IP	WLS	BF	H	R	ER	SO	BB	IBB	HBP	BLK	WP	HR	S	P	ERA	WHIP
46 Jason Hammel, R ERA: 4.36	(1, 1)	5.0	L	26	8	6	4	1	2	1	0	0	0	2	50	83	7.20	2.000
54 Eric Stults, L ERA: 3.72	(6, 1)	2.0		10	3	1	1	2	1	0	0	0	0	0	18	28	4.50	2.000
49 Rex Brothers, L ERA: 2.4	(8, 1)	1.0		3	0	0	0	2	0	0	0	0	0	0	10	18	0.00	0.000
63 Rafael Betancourt, R ERA: 4.54	(9, 1)	1.0		4	1	0	0	3	0	0	0	0	0	0	12	14	0.00	1.000

PITCHER		IP	WLS	BF	H	R	ER	SO	BB	IBB	HBP	BLK	WP	HR	S	P	ERA	WHIP

Batter	1	2	3	4	5	6	7	8	9	AB	R	H	RBI	BB	SO	LOB
5 Carlos González, L (1, 7) OBP: 0.353, SLG: 0.476	B SI 87 B FC 85 B SI 88 B SI 88 4-0 14 FC4-6 BB		B FC 86 F FC 85 B SI 88 X SI 89 2-1 ① FC4-6 14 S 17 1B 1-2f		X SI 89 0-0 ② F7		B SL 81 X FC 87 1-0 17 SF8 14 1B 2 1B 1-2 2-H 1B		M FF 96 B FF 97 F FF 97 S KC 88 1-3 ① K	4	2	1	1	1	1	1
14 Mark Ellis, R (1, 4) OBP: 0.271, SLG: 0.342	C SI 86 C SL 80 X SI 88 0-2 ① FC4-6 2 1B 1-2f		B SL 82 C SL 81 B SL 80 X CH 83 2-1 ② G5-3 1-2		C SL 80 F SI 89 X SL 82 0-2 ③ G5-3		C CH 83 B SI 89 X SL 80 1-1 2 1B 1-2 2-3 1B		B FF 97 C FF 96 C KC 88 C FF 98 1-3 ② K	5	0	1	0	0	1	2
17 Todd Helton, L (1, 3) OBP: 0.403, SLG: 0.491	X CH 83 0-0 ② F8		C SI 89 B CH 84 X FC 84 1-1 2 FC6-4 2-H 1B			X SI 88 0-0 ① G3-1	X FF 92 0-0 ② SF8 2-3 3-H		C KC 86 B KC 87 B FF 98 B FF 96 B FF 96 4-1 BB	3	0	1	2	1	0	1
2 Troy Tulowitzki, R (1, 6) OBP: 0.339, SLG: 0.489	B SI 88 1 SAFE 1 SAFE B FC 85 C SL 81 B FC 85 X SI 88 3-1 1-3 1B		B SL 82 X SL 82 1-0 ③ FC6-4 1-2f			B SI 88 B SL 81 B SI 88 C SI 87 C SI 89 X SL 82 3-2 ② G1-3	B SI 91 C SL 84 X SL 84 1-1 1-3 3-H 1B		C FF 98 B KC 87 C FF 97 B FF 98 S KC 89 2-3 ③ K	5	0	2	1	0	1	2
7 Seth Smith, L (1, 9) OBP: 0.346, SLG: 0.495	B FC 86 S SI 88 X SI 88 1-1 ③ G4-3			C SI 87 X FC 86 0-1 ① F7		S FC 83 B SI 89 X FC 85 1-1 3B	B SI 92 B SI 91 X FF 92 2-0 ③ F8			4	0	1	0	0	0	4
21 Ty Wigginton, R (1, 5) OBP: 0.311, SLG: 0.464		B SI 87 B SI 88 S SL 78 F SI 88 X SI 89 2-2 ① G6-3		B SI 88 F SI 88 B SL 82 S SL 80 X SI 89 2-2 ② G5-3		C SL 80 X SL 81 0-1 ③ G5-3		F SI 95 B SI 97 X SI 96 1-1 ① G4-3		4	0	0	0	0	0	1
20 Chris Iannetta, R (1, 2) OBP: 0.374, SLG: 0.413		S SL 80 B SL 80 B SI 88 S SL 80 X SL 81 2-2 ② G4-3		C SI 90 B SI 90 C SI 89 B SL 83 X SL 83 2-2 1B			C SI 88 B SI 88 X SI 88 1-1 FC4-6 1B	F SI 97 X SI 97 0-1 ② G5-3		4	0	2	0	0	0	0
Dexter Fowler, S (1, 8) OBP: 0.336, SLG: 0.338		B SI 89 C SL 81 B FC 86 F SL 80 S CH 84 2-3 ③ K		C SL 81 X FC 87 0-1 ③ G1-3			X SL 80 0-0 ① FC4-6 19 BB 5 1B 1-2f	B SI 96 F SI 95 B SI 96 B SI 95 B SI 96 4-1 BB		3	1	0	0	1	1	2
46 Jason Hammel, R (1, 1) OBP: 0.188, SLG: 0.258 18 Jonathan Herrera, S (5, PH) OBP: 0.327, SLG: 0.310 54 Eric Stults, L (6, 1) OBP: 0.500, SLG: 1.000 19 Ryan Spilborghs, R (7, PH) OBP: 0.315, SLG: 0.348 49 Rex Brothers, L (8, 1) 55 Eliezer Alfonzo, R (8, PH) OBP: 0.286, SLG: 0.286 63 Rafael Betancourt, R (9, 1)			C SI 87 X SI 88 0-1 5 FC4-6 1B		C SI 88 B FC 85 F FC 86 B SL 80 B FC 83 C SL 81 3-3 ① K		S SL 81 B SL 81 B SL 81 S SL 82 B SI 88 B SI 81 4-2 14 1B 5 1B 17 SF8 1-2 BB	B SI 97 D SI 97 F SI 96 X SI 96 2-1 ③ G1-3		1 1 0 0 0 0 1	0 0 0 1 0 0 0	1 0 0 0 0 0 0	0 0 0 0 1 0 0	0 1 0 0 0 0 0	0 0 0 0 0 0 0	0 1 0 0 0 1 0

Inning Stats	1	2	3	4	5	6	7	8	9
	R: 0 E: 0 K: 0 S: 8	H: 1 LOB: 2 BB: 1 P: 16	R: 0 E: 0 K: 1 S: 9	H: 0 LOB: 0 BB: 0 P: 15	R: 1 E: 0 K: 0 S: 9	H: 2 LOB: 1 BB: 0 P: 15	R: 0 E: 0 K: 0 S: 10	H: 1 LOB: 1 BB: 0 P: 14	R: 0 E: 0 K: 1 S: 7	H: 0 LOB: 0 BB: 0 P: 10	R: 0 E: 0 K: 0 S: 8	H: 1 LOB: 1 BB: 0 P: 12	R: 3 E: 0 K: 0 S: 12	H: 4 LOB: 2 BB: 1 P: 22	R: 0 E: 0 K: 0 S: 7	H: 0 LOB: 1 BB: 1 P: 14	R: 0 E: 0 K: 3 S: 10	H: 0 LOB: 1 BB: 1 P: 18

PITCHER		IP	WLS	BF	H	R	ER	SO	BB	IBB	HBP	BLK	WP	HR	S	P	ERA	WHIP	PITCHER		IP	WLS	BF	H	R	ER	SO	BB	IBB	HBP	BLK	WP	HR	S	P	ERA	WHIP
32 Derek Lowe, R ERA: 4.37	(1, 1)	6.1	W	29	8	4	4	2	2	0	0	0	0	0	59	97	5.68	1.579																				
34 Eric O'Flaherty, L ERA: 1.01	(7, 1)	0.2	H	3	1	0	0	0	0	0	0	0	0	0	4	7	0.00	1.500																				
39 Jonny Venters, L ERA: 1.41	(8, 1)	1.0	H	4	0	0	0	0	1	0	0	0	0	0	7	14	0.00	1.000																				
46 Craig Kimbrel, R ERA: 2.25	(9, 1)	1.0	S	4	0	0	0	3	1	0	0	0	0	0	10	18	0.00	1.000																				

BOTTOM

Atlanta Braves @ Colorado Rockies

Coors Field, Denver, CO

Mon Jul 18 2011, 6:43 PM - 9:31 PM MDT

Att. 34,894 - Partly Cloudy - 92 F

livebaseballscorecards.com

AB	35
R	4
H	9
RBI	4
BB	4
SO	5
LOB	14

1B: 8	SF: 1	WP: 0	PA: 40
2B: 0	SAC: 0	PB: 0	
3B: 1	DP: 0	SB: 1	
HR: 0	HBP: 0	CS: 0	

Atlanta Braves @ Colorado Rockies

Coors Field, Denver, CO

Tue Jul 19 2011, 7:07 PM - 10:07 PM MDT

Att. 36,634 - Overcast - 70 F

TOP

livebaseballscorecards.com

Batter	1	2	3	4	5	6	7	8	9	AB	R	H	RBI	BB	SO	LOB
1 Jordan Schafer, L (1, 8) OBP: 0.298, SLG: 0.310	B FS 89 B FS 89 C FS 90 X FF 92 2-1 ① F7		F FF 94 X FS 87 0-1 ①② G3-6 1-2f		C CU 76 S FS 88 B FF 95 B FF 94 S FF 95 2-3 ② K		B CU 74 S FS 84 B FF 95 B FF 92 B FF 92 4-1 BB		C SL 83 B FF 97 F FF 97 X SL 84 1-2 14 FC5-4 1B	4	0	1	0	1	1	1
14 Martín Prado, R (1, 5) OBP: 0.321, SLG: 0.436	B SI 92 B SI 92 X SI 92 2-0 ② G5-3		B SL 84 C SL 83 B FS 88 B SI 96 X FF 95 3-1 16 1B 1B		C CU 77 F FF 96 X SL 79 0-2 1B		C FF 88 D CH 82 X FF 89 1-1 ③ G4-3		B FF 98 X SI 96 1-0 ③ FC5-4 1-2f	5	0	2	0	0	0	2
16 Brian McCann, L (1, 2) OBP: 0.384, SLG: 0.516 19 Scott Linebrink, R (8, 1)	X SI 91 0-0 5 S 1B		X FS 87 0-0 1-3 1B		F FF 94 F FF 95 B FF 94 1 SAFE D SL 82 T FF 96 2-2 ③ K			S FF 88 B FF 88 B CH 81 F FF 89 F FF 90 B KC 80 B CH 82 4-2 5 2B 20 G4-3 BB		3 0	1 0	2 0	0 0	1 0	1 0	1 0
5 Freddie Freeman, L (1, 3) OBP: 0.349, SLG: 0.466	B FF 94 B FF 94 F SL 82 F FF 95 B SL 84 X FF 94 3-2 ③ G3-1 1-2		F FF 96 B FF 96 S FF 95 C FF 95 1-3 ③ K			C SL 81 F FF 94 B FC 94 B FS 87 F FF 95 S FS 87 2-3 ① K2-3		S FF 90 S CH 82 B KC 82 F FF 90 B FF 89 X CH 82 2-2 20 G4-3 1-3 2B		4	0	1	0	0	2	3
26 Dan Uggla, R (1, 4) OBP: 0.265, SLG: 0.382		B SL 81 B SI 93 B SI 93 C FF 91 C FF 94 X FF 95 3-2 ① G5-3		B SL 82 S SL 82 X SL 83 1-1 HR		B FS 86 C FF 94 F CU 77 B FF 96 F FF 95 B SI 95 X SI 94 3-2 HR		B FF 90 X FF 89 1-0 ① G6-3		4	2	2	2	0	0	2
20 Eric Hinske, L (1, 7) OBP: 0.306, SLG: 0.447		B SI 93 C FF 94 X FS 87 1-1 ② F8		F SI 94 B FF 94 F FS 86 B FF 95 C SI 94 2-3 ① K		B FS 86 X SI 94 1-0 ② F8		S KC 80 S KC 81 B FF 89 D KC 81 X CH 82 2-2 ② G4-3 2-3 3-H		4	0	0	1	0	1	1
2 Alex Gonzalez, R (1, 6) OBP: 0.259, SLG: 0.341 43 Scott Proctor, R (6, 1) 8 David Ross, R (8, PH) OBP: 0.364, SLG: 0.507 (8, 2)		B FF 95 C SI 95 B SI 96 B FF 96 B FF 95 4-1 BB		F SI 94 F FF 94 B SL 84 T SL 87 1-2 ② K		C CU 75 B SL 84 F FS 87 F FF 95 F FF 94 B FF 93 B FS 88 F FF 94 S SL 83 3-3 ③ K		B FF 90 C FF 89 B FF 90 F FF 89 X FF 90 2-2 ③ F9		2 0 1	0 0 0	0 0 0	0 0 0	1 0 0	2 0 0	0 0 1
13 Nate McLouth, L (1, 9) OBP: 0.342, SLG: 0.335		C SL 87 1 SAFE C SI 93 B FF 96 S FF 95 1-3 ③ K		B FS 85 C SI 93 B FS 89 X FF 94 2-1 ③ G3-1			B FS 89 B FS 90 C FF 91 F SI 92 B SI 93 X SI 92 3-2 ① L7		C FF 97 B CH 89 B FF 97 X FF 96 2-1 ① F8	4	0	0	0	0	1	1
37 Brandon Beachy, R (1, 1) OBP: 0.050, SLG: 0.050 53 Cory Gearrin, R (5, 1) 28 Julio Lugo, R (6, 6) OBP: 0.174, SLG: 0.095			C FF 91 B SI 94 X SI 94 1-1 1 G3-6 1B		B SI 92 C FF 92 C SL 82 S SL 85 1-3 ① K		C SL 82 B SL 86 B FF 92 B FF 94 X FF 91 3-1 ② G6-3		X FF 97 0-0 ② L3	2 0 2	0 0 0	1 0 0	0 0 0	0 0 0	1 0 0	0 0 0
Inning Stats	R: 0 E: 0 K: 0 S: 7 H: 1 LOB: 1 BB: 0 P: 14	R: 0 E: 0 K: 1 S: 9 H: 0 LOB: 1 BB: 1 P: 18	R: 0 E: 0 K: 1 S: 10 H: 3 LOB: 2 BB: 0 P: 15	R: 1 E: 0 K: 2 S: 10 H: 1 LOB: 0 BB: 0 P: 16	R: 0 E: 0 K: 3 S: 12 H: 1 LOB: 1 BB: 0 P: 17	R: 1 E: 0 K: 2 S: 15 H: 1 LOB: 0 BB: 0 P: 24	R: 0 E: 0 K: 0 S: 8 H: 0 LOB: 1 BB: 1 P: 19	R: 1 E: 0 K: 0 S: 14 H: 1 LOB: 1 BB: 1 P: 25	R: 0 E: 0 K: 0 S: 7 H: 1 LOB: 1 BB: 0 P: 11	1B: 6 2B: 1 3B: 0 HR: 2 SF: 0 SAC: 0 DP: 1 HBP: 0						

AB	35
R	3
H	9
RBI	3
BB	3
SO	9
LOB	12

WP: 0 PB: 0 SB: 1 CS: 0 PA: 38

PITCHER		IP	WLS	BF	H	R	ER	SO	BB	IBB	HBP	BLK	WP	HR	S	P	ERA	WHIP
38 Ubaldo Jiménez, R ERA: 4.0	(1, 1)	6.2	W	28	7	2	2	9	2	0	0	0	0	2	69	120	2.70	1.350
51 Matt Reynolds, L ERA: 3.44	(7, 1)	1.1		6	1	1	1	0	1	0	0	0	0	0	16	28	6.75	1.500
27 Matt Lindstrom, R ERA: 2.84	(9, 1)	1.0		4	1	0	0	0	0	0	0	0	0	0	7	11	0.00	1.000

PITCHER	IP	WLS	BF	H	R	ER	SO	BB	IBB	HBP	BLK	WP	HR	S	P	ERA	WHIP

Batter	1	2	3	4	5	6	7	8	9	AB	R	H	RBI	BB	SO	LOB
5 Carlos González, L (1, 7) OBP: 0.356, SLG: 0.484 18 Jonathan Herrera, S (8, 6) OBP: 0.325, SLG: 0.308	B FF 92 C SL 81 B FF 93 B FF 93 B FF 91 4-1 17 2B 2 HR BB	C CU 72 B SL 82 F SL 80 F FF 92 X SL 83 1-2 2-H HR		B FF 90 C FF 89 F FF 90 S CH 79 1-3 K ①	F SI 91 F SI 91 C SI 90 0-3 K ③	H SL 81 1-2 HBP		B FF 91 X FF 92 1-0 P6 ①		3 2 1 2 1 2 2 1 0 0 0 0 0 0						
14 Mark Ellis, R (1, 4) OBP: 0.273, SLG: 0.342	C FF 91 1 SAFE X FF 91 0-1 F9 ①	B FF 92 X FF 91 1-0 1B		C FF 92 C CU 74 F FF 92 B SL 83 F SL 80 B FF 91 X FF 92 2-2 2 BB 1B		G4-3 G6-3		X FF 93 0-0 G4-3 ②		6 0 2 0 0 0 4						
17 Todd Helton, L (1, 3) OBP: 0.406, SLG: 0.493 21 Ty Wigginton, R (8, 3) OBP: 0.310, SLG: 0.462	B FF 91 C FF 91 1 SAFE X FF 91 1-1 2 HR 1-3 2B	X CH 79 0-0 G4-3 ③		C FF 90 X CU 74 0-1 F8 ②		B SL 79 B SI 89 B SI 91 C SI 91 F SI 91 B SI 91 4-2 7 3B BB	F FF 93 F FF 87 F FF 95 B SL 86 B CU 78 F FF 95 B FF 88 F FF 96 F FF 95 B FF 97 4-2 2 1B 7 SF8 BB	B FF 93 C FF 92 S FO 81 X FF 94 1-2 L3-1 ③		3 3 1 0 2 0 2 1 0 0 0 0 0 0						
2 Troy Tulowitzki, R (1, 6) OBP: 0.345, SLG: 0.503 19 Ryan Spilborghs, R (8, 7) OBP: 0.315, SLG: 0.348	C FF 93 B FF 92 S SL 83 B SL 83 B SL 83 F CU 75 F FF 94 X SL 82 3-2 2-H 3-H HR		X CU 72 0-0 7 2B 2B	B FF 90 B FF 90 D CH 79 B FF 90 4-0 1-2 BB		C SI 89 X SL 81 0-1 F9 ②	D FF 94 X SL 85 1-0 20 2B 1-3 1B			4 3 3 3 1 0 1 0 0 0 0 0 0 0						
7 Seth Smith, L (1, 9) OBP: 0.347, SLG: 0.505	B FF 93 B FF 93 C FF 93 X FF 91 2-1 F8 ②		X FF 90 0-0 9 F8 2-H 2B	X FF 91 0-0 F8 ③		B SL 78 X SI 90 1-0 1-H 3B 3B	C CU 78 X FF 95 0-1 SF8 ① 3-H			4 1 2 3 0 0 2						
9 Ian Stewart, L (1, 5) OBP: 0.245, SLG: 0.217	F FF 91 B CH 81 F CH 80 B FF 92 X FF 92 2-2 F7 ③		D FF 90 S CH 79 X FF 90 1-1 F8 ① 2-3		B CH 78 B CH 78 C FF 89 B CH 77 B FF 88 4-1 20 CS BB	I IN 66 I IN 66 I IN 67 I IN 68 4-0 20 BB 3B IBB	C CU 78 F CU 77 X FF 95 0-2 P4 ②			3 1 0 0 2 0 2						
20 Chris Iannetta, R (1, 2) OBP: 0.378, SLG: 0.416		C FF 90 B FF 90 X CH 78 1-1 P6 ①	D CH 76 C SL 82 B FF 91 X CH 78 2-1 P5 ②	C FF 90 C FF 90 B FF 90 F FF 91 1 SAFE B CU 72 F SL 82 B CH 78 F FF 92 4-2 B FF 92 38 1B 1-2 BB	C SL 79 B SI 91 B SL 81 B SL 80 B SI 90 4-1 3B 1-2 BB	B FF 95 F FF 94 B FF 93 B CU 77 F FF 94 X FF 95 3-2 1B 1-H 2B			3 1 1 1 2 0 1						
Dexter Fowler, S (1, 8) OBP: 0.345, SLG: 0.354		B FF 91 X FF 91 1-0 38 S 5 HR 1B	I IN 64 I IN 63 I IN 68 I IN 65 4-0 IBB	X FF 91 0-0 F8 ②	X SI 90 0-0 1-H 2-H 3-H 3B	B CU 76 C CU 76 B FF 94 B FF 94 X FF 95 3-1 2-3 1B			4 1 3 3 1 0 1							
38 Ubaldo Jiménez, R (1, 1) OBP: 0.167, SLG: 0.118 51 Matt Reynolds, L (7, 1) 27 Matt Lindstrom, R (9, 1)		S FF 89 F FF 91 S SL 80 0-3 K ② 1-2	B SL 81 F FF 89 C FF 92 F CU 72 S SL 80 1-3 K ③		S SL 82 F SL 79 D SL 81 B FF 90 F FF 91 F FF 92 B SL 82 X FF 89 3-2 1-2 1B	B SI 90 B SI 90 S SI 90 B SI 90 S SI 90 B SI 90 4-2 5 HBP BB	S FF 94 X FF 94 0-1 G5-3 ③			3 0 1 0 1 2 3 1 0 0 0 0 0 2 0 0 0 0 0 0 0						
Inning Stats	R: 3 E: 0 K: 0 S: 15 H: 2 LOB: 0 BB: 1 P: 27	R: 2 E: 0 K: 1 S: 12 H: 3 LOB: 1 BB: 0 P: 16	R: 1 E: 0 K: 1 S: 10 H: 2 LOB: 2 BB: 1 P: 18	R: 0 E: 0 K: 1 S: 11 H: 1 LOB: 2 BB: 1 P: 18	R: 0 E: 0 K: 1 S: 15 H: 1 LOB: 2 BB: 2 P: 26	R: 4 E: 0 K: 0 S: 15 H: 2 LOB: 3 BB: 4 P: 35	R: 2 E: 0 K: 0 S: 19 H: 3 LOB: 2 BB: 1 P: 30	R: 0 E: 0 K: 0 S: 5 H: 0 LOB: 0 BB: 0 P: 7		1B: 6 2B: 4 3B: 2 HR: 2 SF: 1 SAC: 0 DP: 0 HBP: 1				WP: 0 PB: 0 SB: 1 CS: 1 PA: 48		

PITCHER	IP	WLS	BF	H	R	ER	SO	BB	IBB	HBP	BLK	WP	HR	S	P	ERA	WHIP
37 Brandon Beachy, R (1, 1) ERA: 3.75	4.2	L	27	9	6	6	3	4	1	0	0	0	2	60	102	11.57	2.786
53 Cory Gearrin, R (5, 1) ERA: 7.85	1.0		10	2	4	4	1	3	1	1	0	0	0	14	32	36.00	5.000
43 Scott Proctor, R (6, 1) ERA: 6.0	1.1		8	3	2	2	0	1	0	0	0	0	0	23	36	13.50	3.000
19 Scott Linebrink, R (8, 1) ERA: 3.11	1.0		3	0	0	0	0	0	0	0	0	0	0	5	7	0.00	0.000

PITCHER	IP	WLS	BF	H	R	ER	SO	BB	IBB	HBP	BLK	WP	HR	S	P	ERA	WHIP

BOTTOM

Atlanta Braves @ Colorado Rockies

Coors Field, Denver, CO

Tue Jul 19 2011, 7:07 PM - 10:07 PM MDT

Att. 36,634 - Overcast - 70 F

livebaseballscorecards.com

AB	36
R	12
H	14
RBI	12
BB	10
SO	4
LOB	20

Atlanta Braves @ Colorado Rockies

Coors Field, Denver, CO

Wed Jul 20 2011, 6:41 PM - 9:32 PM MDT

Att. 39,695 - Partly Cloudy - 88 F

TOP

livebaseballscorecards.com

Batter	1	2	3	4	5	6	7	8	9	AB	R	H	RBI	BB	SO	LOB
1 Jordan Schafer, L (1, 8) OBP: 0.301, SLG: 0.314	C FF 93 B FF 95 F FF 96 S FF 94 1-3 K		F FF 93 B CH 88 X FF 94 1-1 5 G3-1 14 S 1B		B FF 93 C FF 93 X FF 93 1-1 G3-6 1-2f			F FF 95 B FF 94 F FF 95 X SL 86 1-2 26 S 26 1B 1B		4	1	2	0	0	1	1
14 Martín Prado, R (1, 5) OBP: 0.317, SLG: 0.430	C FF 96 C SL 87 X FF 96 0-2 F9		1 SAFE B FF 91 B FF 92 X FF 94 2-0 G1-3 1-2			C SL 83 B FF 94 X FF 94 1-1 E1 5 2B 26 FC5-2		X FF 95 0-0 F8		4	0	0	0	0	0	2
5 Freddie Freeman, L (1, 3) OBP: 0.348, SLG: 0.466	B FF 96 F FF 95 C FF 94 B FF 90 F FF 94 X FF 96 2-2 G6-3		B FF 92 X FF 95 1-0 G3-1 2-3			B FF 92 1 SAFE X FF 94 1-0 22 G4-3 2B 1-3		F FF 97 X FF 96 0-1 F7		4	0	1	0	0	0	2
26 Dan Uggla, R (1, 4) OBP: 0.265, SLG: 0.380 28 Julio Lugo, R (8, PR) OBP: 0.174, SLG: 0.095 (8, 4)		C FF 94 B SL 86 B FF 94 S SL 84 F FF 96 B FF 96 X FF 96 3-2 F9	F SL 87 X SL 85 0-1 G5-3			B FF 95 X SL 84 1-0 FC5-2 22 G4-3 3-H		C SL 85 X SL 84 0-1 22 CI 1-H 1B		4 0	0 0	1 0	1 0	0 0	0 0	3 0
22 Jason Heyward, L (1, 9) OBP: 0.319, SLG: 0.396		C FF 96 S CH 88 B FF 96 F CH 88 B FF 95 F FF 96 X SL 86 2-2 2 G6-3 8 2B 1B		B FF 92 B FF 94 B CH 84 C FF 91 F FF 93 X FF 94 3-2 P5		X FF 94 0-0 G4-3 1-2 2-3		1 SAFE 1 SAFE B SI 97 X 1-0 CI 2 FC5-4 1-2		3	1	1	0	0	0	2
2 Alex Gonzalez, R (1, 6) OBP: 0.257, SLG: 0.337		B FF 92 B SL 84 C FF 93 1 SAFE B CH 85 F FF 94 X SL 83 3-2 G6-3 1-2		X SL 86 0-0 G5-3		C FF 95 X SL 85 0-1 G1-6-3		B FF 97 C SI 96 X SL 85 1-1 FC5-4 1-2f		4	0	0	0	0	0	5
8 David Ross, R (1, 2) OBP: 0.358, SLG: 0.507 34 Eric O'Flaherty, L (9, 1)		F FF 95 B FF 93 C FF 94 F SL 87 B FF 95 X FF 94 2-2 2-H 2B		B FF 96 F SL 87 S FF 96 F SL 84 B FF 96 F SL 83 B FF 96 S SL 83 3-3 K			B SL 83 F FF 93 C FF 94 B FF 95 X FF 95 2-2 F9		X SI 90 0-0 P4	4 0	0 0	1 0	1 0	0 0	1 0	0 0
13 Nate McLouth, L (1, 7) OBP: 0.341, SLG: 0.331	I I IN 64 I IN 66 I IN 68 4-0 IBB				B CH 87 S FF 93 X FF 94 1-1 P3		C FF 93 B CH 88 B SL 82 C FF 95 T SI 95 2-2 K		B SI 91 B SI 91 C SI 92 B CH 81 C SI 91 S SI 91 3-3 K	3	0	0	0	1	2	0
15 Tim Hudson, R (1, 1) OBP: 0.186, SLG: 0.225 39 Jonny Venters, L (8, 1) 16 Brian McCann, L (9, PH) OBP: 0.383, SLG: 0.514 (9, 2)	X FF 94 0-0 B1-3				C FF 93 B SL 85 X FF 95 1-1 1 G3-6 1B		F SL 84 S S SL 84 0-3 K		B SI 92 B CH 83 S CH 83 X SI 92 2-1 F8	3 0 1	0 0 0	1 0 0	0 0 0	0 0 0	1 0 0	2 0 0
Inning Stats	R: 0 E: 0 K: 1 S: 10 H: 0 LOB: 0 BB: 0 P: 13	R: 1 E: 0 K: 0 S: 17 H: 2 LOB: 2 BB: 1 P: 31	R: 0 E: 0 K: 0 S: 6 H: 1 LOB: 1 BB: 0 P: 10	R: 0 E: 0 K: 1 S: 9 H: 0 LOB: 0 BB: 0 P: 15	R: 0 E: 0 K: 0 S: 6 H: 1 LOB: 0 BB: 0 P: 9	R: 0 E: 1 K: 0 S: 7 H: 1 LOB: 2 BB: 0 P: 10	R: 0 E: 0 K: 2 S: 9 H: 0 LOB: 0 BB: 0 P: 13	R: 1 E: 1 K: 0 S: 11 H: 2 LOB: 2 BB: 0 P: 14	R: 0 E: 0 K: 1 S: 6 H: 0 LOB: 0 BB: 0 P: 11	1B: 5 2B: 2 3B: 0 HR: 0 SF: 0 SAC: 0 DP: 1 HBP: 0						

PITCHER		IP	WLS	BF	H	R	ER	SO	BB	IBB	HBP	BLK	WP	HR	S	P	ERA	WHIP
44 Juan Nicasio, R ERA: 3.88	(1, 1)	7.0		27	5	1	1	4	0	1	0	0	0	0	64	101	1.29	0.714
49 Rex Brothers, L ERA: 2.87	(8, 1)	0.2	H	3	1	1	1	0	0	0	0	0	0	0	6	7	13.50	1.500
27 Matt Lindstrom, R ERA: 2.82	(8, 1)	0.1	B	3	1	0	0	0	0	0	0	0	0	0	5	7	0.00	3.000
16 Huston Street, R ERA: 3.48	(9, 1)	1.0	W	3	0	0	0	1	0	0	0	0	0	0	6	11	0.00	0.000

PITCHER		IP	WLS	BF	H	R	ER	SO	BB	IBB	HBP	BLK	WP	HR	S	P	ERA	WHIP

AB	34
R	2
H	7
RBI	2
BB	1
SO	5
LOB	17

WP: 0 PA: 36
PB: 0
SB: 2
CS: 0

Atlanta Braves @ Colorado Rockies

Coors Field, Denver, CO

Wed Jul 20 2011, 6:41 PM - 9:32 PM MDT

Att. 39,695 - Partly Cloudy - 88 F

livebaseballscorecards.com

BOTTOM

Batter	1	2	3	4	5	6	7	8	9	AB	R	H	RBI	BB	SO	LOB
5 Carlos González, L (1, 7) OBP: 0.357, SLG: 0.482	B FF 91 B FC 86 F SI 90 X SI 90 2-1 17 HR 1B		X SI 91 0-0 ① G6-3		B FC 86 C FC 86 C SI 92 F CU 77 B SI 92 T SI 92 2-2 ③ K		B FF 92 X FF 91 1-0 ③ G4-3		X SI 90 0-0 1-2 2-H 1B	5	1	2	1	0	1	1
14 Mark Ellis, R (1, 4) OBP: 0.272, SLG: 0.340	C FC 85 X SI 91 0-1 ① F7		C SI 91 L FF 92 B FC 85 F FC 86 B CU 78 X SI 91 2-2 ② L8			B CU 76 C CU 77 X FS 80 1-1 2 FC5-4 17 HBP 1B		B SI 94 F SI 94 X SI 96 1-1 ① G5-3		4	0	1	0	0	0	1
17 Todd Helton, L (1, 3) OBP: 0.407, SLG: 0.502	X FF 92 0-0 1-H HR		B SI 92 X FC 87 1-0 ③ F7			C SI 90 D SI 89 B FF 91 F FF 92 B FF 92 F CU 78 F FF 92 F FC 86 H FC 88 4-2 2 FC5-4 1-2 HBP		C SL 87 S FF 96 X SI 96 0-2 ② G5-3		3	1	1	2	0	0	0
2 Troy Tulowitzki, R (1, 6) OBP: 0.344, SLG: 0.499	C SI 92 F SI 92 F FC 88 C FC 87 0-3 ② K			B CU 77 B CU 77 F FC 84 C CU 78 X FC 85 2-2 ① G5-3		C SI 92 X SI 91 0-1 ① FC5-4 55 BB 1-2f 2-3		B SI 96 B SI 96 C SI 95 B SL 87 B SI 96 4-1 BB		3	0	0	0	1	1	2
7 Seth Smith, L (1, 9) OBP: 0.343, SLG: 0.498	B SI 92 X SI 92 1-0 ③ G4-3			B SI 92 F FC 87 B FC 88 S FC 85 X CU 80 2-2 ② G4-3		B SI 92 C SI 91 B SI 92 B SI 92 S FC 86 F SI 92 S SI 91 3-3 ② K		C SI 96 S SL 87 S SL 86 0-3 ③ K		4	0	0	0	0	2	3
55 Eliezer Alfonzo, R (1, 2) OBP: 0.273, SLG: 0.200		C FC 85 S FC 83 B FF 92 X FC 84 1-2 ① G5-3		S CU 79 F SI 92 B CU 78 B FF 91 T FC 86 2-2 ③ K		B SI 92 S FC 84 B FC 85 B CU 77 B FC 88 4-1 1-2 BB			X SI 91 0-0 ① F8	3	0	0	0	1	1	0
9 Ian Stewart, L (1, 5) OBP: 0.235, SLG: 0.207		F SI 91 X FF 92 0-1 ② G4-3			M FF 91 B SI 91 B SI 92 X FS 84 2-1 ① F8	C CU 77 B SI 92 X FC 87 1-1 ③ L4			S SI 93 B SI 94 X SI 92 1-1 ② P5	4	0	0	0	0	0	3
Dexter Fowler, S (1, 8) OBP: 0.351, SLG: 0.362		B SI 91 C SI 92 B CU 76 B SI 92 X SI 88 3-1 2B			C CU 76 B FF 92 X CU 77 1-1 44 SH2-4 1B		S FC 84 B SI 90 C SI 90 H SI 91 2-2 18 CS HBP		B SI 94 B SI 92 F SI 92 B SI 92 X SI 93 3-1 E5 5 1B	3	1	2	0	0	0	0
44 Juan Nicasio, R (1, 1) OBP: 0.118, SLG: 0.235 18 Jonathan Herrera, S (7, PH) OBP: 0.324, SLG: 0.307 49 Rex Brothers, L (8, 1) 27 Matt Lindstrom, R (8, 1) 16 Huston Street, R (9, 1) 21 Ty Wigginton, R (9, PH) OBP: 0.313, SLG: 0.462	S FC 86 C SI 92 S FC 83 0-3 ③ K				1 SAFE 1 SAFE C SI 91 1 SAFE B FC 85 X FC 84 1-1 ② SH2-4 1-2		1 SAFE B SI 90 S FS 81 C CU 75 B CU 78 X SI 90 2-2 ① ② G4-3 1-2		I IN 58 I IN 60 I IN 64 I IN 60 4-0 5 1B IBB	1 1 0 0 0 0 0	0 0 0 0 0 0 0	0 0 0 0 0 0 0	0 0 0 0 0 0 1	1 0 0 0 0 0 0	1 0 0 0 0 0 0	1 1 0 0 0 0 0
Inning Stats	R: 2 E: 0 K: 1 S: 10 H: 2 LOB: 0 BB: 0 P: 13	R: 0 E: 0 K: 1 S: 10 H: 1 LOB: 1 BB: 0 P: 14	R: 0 E: 0 K: 0 S: 6 H: 0 LOB: 0 BB: 0 P: 9	R: 0 E: 0 K: 1 S: 9 H: 0 LOB: 0 BB: 0 P: 15	R: 0 E: 0 K: 1 S: 10 H: 1 LOB: 1 BB: 0 P: 16	R: 0 E: 0 K: 1 S: 16 H: 1 LOB: 3 BB: 1 P: 29	R: 0 E: 0 K: 0 S: 6 H: 0 LOB: 0 BB: 0 P: 11	R: 0 E: 0 K: 1 S: 9 H: 0 LOB: 1 BB: 1 P: 14	R: 1 E: 1 K: 0 S: 6 H: 1 LOB: 2 BB: 1 P: 14	1B: 4 2B: 1 3B: 0 HR: 1 SF: 0 SAC: 1 DP: 0 HBP: 2				WP: 0 PB: 0 SB: 0 CS: 1		PA: 37

	AB
	31
R	3
H	6
RBI	3
BB	3
SO	6
LOB	12

PITCHER		IP	WLS	BF	H	R	ER	SO	BB	IBB	HBP	BLK	WP	HR	S	P	ERA	WHIP
15 Tim Hudson, R ERA: 3.39	(1, 1)	7.0		28	5	2	2	5	1	0	2	0	0	1	67	107	2.57	0.857
39 Jonny Venters, L ERA: 1.39	(8, 1)	1.0		4	0	0	0	1	1	0	0	0	0	0	9	14	0.00	1.000
34 Eric O'Flaherty, L ERA: 0.99	(9, 1)	0.2	L	5	1	1	0	0	0	1	0	0	0	0	6	14	0.00	1.500

PITCHER	IP	WLS	BF	H	R	ER	SO	BB	IBB	HBP	BLK	WP	HR	S	P	ERA	WHIP

Atlanta Braves @ Colorado Rockies

Coors Field, Denver, CO

Thu Jul 21 2011, 1:12 PM - 4:41 PM MDT

Att. 39,014 - Partly Cloudy - 88 F

TOP

livebaseballscorecards.com

Batter	1	2	3	4	5	6	7	8	9	AB	R	H	RBI	BB	SO	LOB
14 Martín Prado, R (1, 5) OBP: 0.322, SLG: 0.429	B FF 89 B FF 92 B FF 91 B FF 89 4-0 16 1B BB		B FF 89 B SL 79 C FF 89 B SI 90 B FF 90 4-1 22 HR BB	C SL 81 B SL 84 B FF 92 B SI 89 X FF 90 3-1 F7 ②		B SL 82 C FF 90 C FF 91 F SL 87 F SL 86 X SI 93 1-2 1B	B FF 96 1 SAFE X SI 94 1-0 G1-3 ② 1-2			3	1	1	0	2	0	1
22 Jason Heyward, L (1, 9) OBP: 0.320, SLG: 0.412	C FF 90 S SI 89 S SI 90 0-3 K ①		C FF 91 F FF 89 B SL 82 X SL 83 1-2 1-H HR	B FF 94 F FF 93 F FF 93 C FF 94 1-3 K ③		1 SAFE C FF 91 F FF 92 F SI 93 B SL 89 1 SAFE B FF 93 F SL 88 F SL 88 2-3 S FF 94 K ①	B FF 96 B FF 96 F SI 94 F SI 94 X SL 84 2-2 2-H 2B			5	1	2	3	0	3	2
16 Brian McCann, L (1, 2) OBP: 0.380, SLG: 0.509	B SI 90 D SI 90 B CH 85 C SL 82 X SI 91 3-1 1-3 1B		B FF 93 B FF 89 X FF 89 2-0 F7 ①		C CU 79 X FF 93 0-1 F8 ①	B FF 93 B FF 92 C FF 94 C SL 90 1 SAFE S FF 92 2-3 K ②	B SI 96 B SI 94 X FF 96 2-0 F8 ③			5	0	1	0	0	1	2
5 Freddie Freeman, L (1, 3) OBP: 0.349, SLG: 0.474	B CH 82 F FF 92 S SL 83 F SL 85 B FF 92 D SL 85 S SL 82 2-3 K ②		C FF 91 B CH 82 B FF 92 C SL 83 X FF 91 3-2 7 BB 20 BB 2 FC6-4 1B		F FF 92 X SL 81 0-1 HR	X FF 94 0-0 G4-3 ③		B FF 92 B SI 92 F FF 94 F FF 94 S FF 94 2-3 K ①		5	2	2	1	0	2	3
20 Eric Hinske, L (1, 7) OBP: 0.309, SLG: 0.439 1 Jordan Schafer, L (8, 8) OBP: 0.301, SLG: 0.314	B FF 92 B SI 90 S SI 88 B CU 78 S SL 83 S SL 84 3-3 K ③		1 SAFE B FF 89 B FF 91 B FF 89 B FF 91 4-0 2 FC6-4 7 BB 1-2 BB		B FF 93 C FF 93 F CH 84 F FF 91 F FF 93 F SL 84 B SL 84 B FF 92 F FF 92 4-2 F FF 90 F SL 85 B FF 90 7 FC6-4 BB	B FF 88 B KC 77 C FF 88 C FF 88 B KC 79 X KC 79 3-2 G6-3 ①	F FF 93 C SL 84 B SL 87 F SL 84 F FF 95 S SL 87 1-3 K ②	3 0	0 0	0 0	0 0	2 0	2 0	2 0
7 Brooks Conrad, S (1, 4) OBP: 0.360, SLG: 0.484 46 Craig Kimbrel, R (9, 1)		C FF 88 B SI 88 X SI 89 1-1 F8 ①	B CU 76 B CU 78 C FF 90 B SI 91 B FF 90 4-1 2 FC6-4 1-2 2-3 BB		F FF 91 B CH 82 1 SAFE F SI 90 D SL 84 X CU 80 2-2 FC6-4 2 S 13 1B 1-2f ②		B CH 82 B CH 82 X FF 88 2-0 HR	B FF 96 B FF 95 S SL 84 C SL 83 B SL 86 S SL 85 3-3 K2-3 ③		4 0	2 0	1 0	1 0	1 0	1 0	1 0
2 Alex Gonzalez, R (1, 6) OBP: 0.258, SLG: 0.339		X FF 89 0-0 G6-3 ②	C FF 91 X SI 89 0-1 FC6-4 ② 1-2f 2-3 3-H		D SL 82 B SL 82 B FF 91 C FF 91 S SL 82 F SI 92 B SL 83 4-2 13 1B 1-2 BB		C FF 89 X CH 82 0-1 13 3B 2B		B FF 93 F FF 93 B SL 82 S FC 92 S FF 94 2-3 K ①	4	1	1	1	1	1	2
13 Nate McLouth, L (1, 8) OBP: 0.345, SLG: 0.342 (8, 7)		B FF 90 F FF 91 B SL 80 B FF 92 B FF 90 4-1 BB	C FF 92 B FF 91 C FF 91 F SL 81 X FF 92 1-2 G6-3 ③		X FF 90 0-0 1-2 2-H 1B		D KC 79 C FF 88 B FF 90 X FF 89 2-1 30 FC5 2-H 3B		C FC 93 F FF 93 B FC 92 X CH 87 1-2 G4-3 ②	4	1	2	2	1	0	2
48 Tommy Hanson, R (1, 1) OBP: 0.061, SLG: 0.061 30 Wilkin Ramirez, R (7, PH) OBP: 0.391, SLG: 0.400 19 Scott Linebrink, R (7, 1) 34 Eric O'Flaherty, L (7, 1) 39 Jonny Venters, L (8, 1) 28 Julio Lugo, R (9, PH) OBP: 0.167, SLG: 0.091 (9, 4)		B FF 91 B FF 90 C FF 90 X FF 90 2-1 G1-3 ③		C CH 86 C FF 90 F CU 80 X FF 90 0-2 G4-3 ①	B FF 89 C FF 91 X FF 91 1-1 G4-3 ③		C SL 86 B SL 87 F FF 96 B FF 96 X SL 83 2-2 FC5 14 G1-3 22 2B 3-H		S SL 82 B SL 83 C FC 93 S FC 93 1-3 K ③	3 1 0 0 0 1	0 1 0 0 0 0	0 0 0 0 0 0	0 1 0 0 0 0	0 0 0 0 0 0	3 0 0 0 0 0	0 0 0 0 0 0
Inning Stats	R: 0 E: 0 K: 3 S: 13 H: 1 LOB: 2 BB: 1 P: 25	R: 0 E: 0 K: 0 S: 6 H: 0 LOB: 1 BB: 1 P: 13	R: 3 E: 0 K: 0 S: 15 H: 2 LOB: 2 BB: 3 P: 34	R: 0 E: 0 K: 1 S: 9 H: 0 LOB: 0 BB: 0 P: 13	R: 2 E: 0 K: 0 S: 21 H: 2 LOB: 2 BB: 2 P: 32	R: 0 E: 0 K: 2 S: 15 H: 1 LOB: 1 BB: 0 P: 20	R: 4 E: 0 K: 0 S: 16 H: 4 LOB: 1 BB: 0 P: 30	R: 0 E: 0 K: 3 S: 11 H: 0 LOB: 0 BB: 0 P: 17	R: 0 E: 0 K: 2 S: 9 H: 0 LOB: 0 BB: 0 P: 13	1B: 4 2B: 2 3B: 1 HR: 3	SF: 0 SAC: 0 DP: 0 HBP: 0		WP: 0 PB: 0 SB: 1 CS: 0	PA: 45			

	AB	38
	R	9
	H	10
	RBI	9
	BB	7
	SO	11
	LOB	18

PITCHER		IP	WLS	BF	H	R	ER	SO	BB	IBB	HBP	BLK	WP	HR	S	P	ERA	WHIP
45 Jhoulys Chacín, R ERA: 3.6	(1, 1)	4.2		25	4	5	5	4	7	0	0	0	0	2	61	113	9.64	2.357
34 Matt Belisle, R ERA: 3.35	(5, 1)	1.1		6	2	0	0	2	0	0	0	0	0	0	18	24	0.00	1.500
51 Matt Reynolds, L ERA: 4.19	(7, 1)	0.1	L	4	3	3	3	0	0	0	0	0	0	1	8	15	81.00	9.000
27 Matt Lindstrom, R ERA: 3.0	(7, 1)	0.2		4	1	1	1	0	0	0	0	0	0	0	8	15	13.50	1.500
49 Rex Brothers, L ERA: 2.7	(8, 1)	1.0		3	0	0	0	3	0	0	0	0	0	0	11	17	0.00	0.000

PITCHER		IP	WLS	BF	H	R	ER	SO	BB	IBB	HBP	BLK	WP	HR	S	P	ERA	WHIP
63 Rafael Betancourt, R ERA: 4.42	(9, 1)	1.0		3	0	0	0	2	0	0	0	0	0	0	9	13	0.00	0.000

Atlanta Braves @ Colorado Rockies

Coors Field, Denver, CO

Thu Jul 21 2011, 1:12 PM - 4:41 PM MDT

Att. 39,014 - Partly Cloudy - 88 F

livebaseballscorecards.com

BOTTOM

Batter	1	2	3	4	5	6	7	8	9	AB	R	H	RBI	BB	SO	LOB
5 Carlos González, L (1, 7) OBP: 0.358, SLG: 0.491 19 Ryan Spilborghs, R (5, PH) OBP: 0.316, SLG: 0.343 (6, 7)	B FF 88 C FF 88 X FF 89 1-1 HR	F SL 84 X SL 82 0-1 ③ G4-3			B CU 70 L SL 81 F CU 71 X SL 82 1-2 ① L4		B FF 94 X FF 91 1-0 ①② G5-4-3 1-2f		B FF 97 F FF 96 B FF 97 B FF 95 B FF 94 4-1 14 DI BB	2 2	1 0	1 0	1 0	0 1	0 0	0 1
14 Mark Ellis, R (1, 4) OBP: 0.275, SLG: 0.341	B FF 89 X FF 89 1-0 ① P6	B SL 80 C SL 82 X CU 72 1-1 7 FC3-6 2 1B 1B			C FF 91 X SL 80 0-1 ② F9		C FF 94 S FF 94 B FF 93 F FF 93 B SL 81 X FF 93 2-2 1B		F FF 95 S FF 96 C KC 85 0-3 ③ K 1-2	5	0	2	0	0	1	1
23 Jason Giambi, L (1, 3) OBP: 0.364, SLG: 0.638	C SL 82 C SL 83 B FF 89 S SL 82 1-3 ② K	X SL 82 0-0 ① F9			B FF 90 B FF 91 C SL 80 B SL 81 F FF 92 F FF 92 S SL 82 3-3 ③ K		B SL 83 S SL 83 F SL 84 X SL 84 1-2 ③ G3			4	0	0	0	0	2	2
2 Troy Tulowitzki, R (1, 6) OBP: 0.346, SLG: 0.499	F FF 90 C FF 90 B SL 82 C SL 82 1-3 ③ K		C FF 91 C FF 90 B FF 89 X SL 84 1-2 7 FC3-6 1B 1-2			C SL 80 L FF 91 B FF 91 X FF 91 1-2 7 3B 1B		C SI 95 B SI 95 F SI 95 F SL 87 F SI 96 F SL 87 B SL 87 F SI 97 F FF 96 2-2 ① G5-3		4	1	2	0	0	1	0
7 Seth Smith, L (1, 9) OBP: 0.344, SLG: 0.505		F FF 90 F FF 91 B SL 81 B SL 83 X CU 72 2-2 ① L3	F CU 73 B FF 90 B FF 90 F CU 73 F SL 84 B SL 82 B SL 81 X CU 73 3-2 ② FC3-6 9 WP 1-2f 2-3			B CU 71 C FF 90 F SL 80 1 SAFE F FF 91 X SL 81 1-2 20 SF8 3B 1-H		B SI 95 C FF 96 X SI 96 1-1 20 FC6-4 1B		4	1	2	1	0	0	2
9 Ian Stewart, L (1, 5) OBP: 0.235, SLG: 0.209		B CU 72 S SL 82 F FF 89 X FF 91 1-2 20 BB 3B 1B	B CU 72 C SL 82 C FF 89 F SL 82 B SL 82 S CU 73 2-3 ③ K 1-2			B CU 72 B CU 70 F SL 80 S CU 73 S CU 73 2-3 ① K		B SI 96 B SI 95 F SI 95 F SI 96 S SL 87 2-3 ② K		4	1	1	0	0	3	4
20 Chris Iannetta, R (1, 2) OBP: 0.376, SLG: 0.412	S FF 90 B FF 90 1 SAFE S FF 89 D SL 84 1 SAFE F SL 83 B SL 83 B FF 91 4-2 1-2 3B BB		X FF 91 0-0 ① F9			X SL 82 0-0 ② SF8 3-H		X SI 95 0-0 ③ FC6-4 1-2f		2	1	0	1	1	0	1
Dexter Fowler, S (1, 8) OBP: 0.349, SLG: 0.369		F FF 92 B SL 82 X FF 90 1-1 45 S 3B 1-H 2-H	C FF 90 B SL 83 C SL 81 F FF 92 B SL 83 S SL 83 2-3 ② K			B SL 82 F FF 92 C SL 81 S FF 91 1-3 ③ K			B FF 95 S FF 94 F FF 96 B KC 86 F FF 97 F FF 97 C FF 96 2-3 ① K	4	1	1	2	0	3	0
45 Jhoulys Chacín, R (1, 1) OBP: 0.128, SLG: 0.128 34 Matt Belisle, R (5, 1) 51 Matt Reynolds, L (7, 1) 27 Matt Lindstrom, R (7, 1) 18 Jonathan Herrera, S (7, PH) OBP: 0.327, SLG: 0.310 49 Rex Brothers, L (8, 1) 63 Rafael Betancourt, R (9, 1) 21 Ty Wigginton, R (9, PH) OBP: 0.312, SLG: 0.461		M SL 83 X SL 83 0-1 ② G2-3 3-H	C SL 82 S FF 92 X SL 82 0-2 ③ G6-3				B FF 92 B FF 91 C FF 91 F FF 92 X FF 93 2-2 19 G5-4-3 1B		B FF 96 B FF 95 F FF 95 F FF 95 F FF 96 F KC 86 X FF 96 2-2 ② P3	2 0 0 0 1 0 0 1	0 0 0 0 0 0 0 0	0 0 0 0 1 0 0 0	0 0 0 0 0 0 0 0	0 0 0 0 0 0 0 0	0 0 0 0 0 0 0 0	0 0 0 0 0 0 0 0

	AB	35
	R	6
	H	10
	RBI	5
	BB	2
	SO	10
	LOB	11

Inning Stats	1	2	3	4	5	6	7	8	9	1B: 7	SF: 1	WP: 1	PA: 38
	R: 1 H: 1 E: 0 LOB: 0 K: 2 BB: 0 S: 9 P: 13	R: 3 H: 2 E: 0 LOB: 0 K: 0 BB: 1 S: 15 P: 23	R: 0 H: 2 E: 0 LOB: 2 K: 1 BB: 0 S: 15 P: 22	R: 0 H: 0 E: 0 LOB: 0 K: 1 BB: 0 S: 8 P: 10	R: 0 H: 0 E: 0 LOB: 0 K: 1 BB: 0 S: 9 P: 13	R: 2 H: 2 E: 0 LOB: 0 K: 2 BB: 0 S: 14 P: 19	R: 0 H: 2 E: 0 LOB: 1 K: 0 BB: 0 S: 11 P: 17	R: 0 H: 1 E: 0 LOB: 1 K: 1 BB: 0 S: 14 P: 19	R: 0 H: 0 E: 0 LOB: 1 K: 2 BB: 1 S: 14 P: 22	2B: 0	SAC: 0	PB: 0	
										3B: 2	DP: 1	SB: 1	
										HR: 1	HBP: 0	CS: 0	

PITCHER		IP	WLS	BF	H	R	ER	SO	BB	IBB	HBP	BLK	WP	HR	S	P	ERA	WHIP
48 Tommy Hanson, R ERA: 3.06	(1, 1)	6.0	W	26	7	6	6	7	1	0	0	0	1	1	70	100	9.00	1.333
19 Scott Linebrink, R ERA: 3.05	(7, 1)	0.2	H	3	2	0	0	0	0	0	0	0	0	0	8	13	0.00	3.000
34 Eric O'Flaherty, L ERA: 0.99	(7, 1)	0.1	H	1	0	0	0	0	0	0	0	0	0	0	3	4	0.00	0.000
39 Jonny Venters, L ERA: 1.37	(8, 1)	1.0	H	4	1	0	0	1	0	0	0	0	0	0	14	19	0.00	1.000
46 Craig Kimbrel, R ERA: 2.2	(9, 1)	1.0	S	4	0	0	0	2	1	0	0	0	0	0	14	22	0.00	1.000

PITCHER	IP	WLS	BF	H	R	ER	SO	BB	IBB	HBP	BLK	WP	HR	S	P	ERA	WHIP

Batter	1	2	3	4	5	6	7	8	9	AB	R	H	RBI	BB	SO	LOB
14 Martín Prado, R (1, 5) OBP: 0.326, SLG: 0.442	B CU 71 B CU 69 C SL 77 X SI 86 2-1 G6-3		C SI 88 C SI 88 B FF 88 B SI 88 X SI 89 2-2 F8		C CH 77 X CH 78 0-1 22 FC6-4 1-2 1B		B SI 89 B SI 88 C SI 88 X SI 88 2-1 HR		X FC 92 0-0 1B	5	1	3	1	0	0	0
22 Jason Heyward, L (1, 9) OBP: 0.318, SLG: 0.420	C FF 86 X FF 87 0-1 P2			C SL 74 X SI 88 0-1 HR	X SI 87 0-0 FC6-4 1-2f		S FF 99 C FF 100 S FF 101 0-3 K		X FF 90 0-0 P6	5	1	1	1	0	1	3
16 Brian McCann, L (1, 2) OBP: 0.382, SLG: 0.517	B SI 86 X SI 86 1-0 L4			X SI 87 0-0 HR		C SL 73 B SL 76 B SI 89 F SL 75 F SL 78 B SI 90 B CU 70 4-2 20 2B 2 1B BB		C FF 98 S FF 98 F FF 100 S SL 91 0-3 K		3	2	1	1	1	1	0
5 Freddie Freeman, L (1, 3) OBP: 0.351, SLG: 0.473		X SI 85 0-0 2 G6-4-3 20 1B 1B		C SL 74 B SL 76 B CH 77 B CH 79 B CH 77 4-1 20 L3 BB		B CH 78 B SL 73 X SL 72 2-0 F7		F FF 99 B SL 89 B FF 98 X FF 98 2-1 P6		3	0	1	0	1	0	1
20 Eric Hinske, L (1, 7) OBP: 0.313, SLG: 0.446 46 Craig Kimbrel, R (9, 1)		X SI 86 0-0 2 G6-4-3 1-2 1B		B SL 72 X CU 68 1-0 L3 1-1		B SI 87 F SI 88 C SI 89 X SL 76 1-2 2 1B 1-3 2B		C FF 99 B FF 99 C FF 97 F FF 101 X SL 90 1-2 P5		4 0	0 0	2 0	0 0	0 0	0 0	1 0
2 Alex Gonzalez, R (1, 6) OBP: 0.261, SLG: 0.341		B SI 87 C SI 87 B SI 88 X SI 87 2-1 G6-4-3 1-2f 2-3		X SI 87 0-0 F7		D CH 79 B SI 88 B SI 88 C SI 83 X SI 87 3-1 2-H 3-H 1B			B FC 91 F SI 94 X FC 90 1-1 7 SH1-3 26 HR 1B	4	1	2	1	0	0	2
7 Brooks Conrad, S (1, 4) OBP: 0.346, SLG: 0.462		B SL 73 B CU 70 C CU 71 B SI 88 C CH 80 S SL 75 3-3 K			X CH 76 0-0 L3	C CU 70 B SI 84 S SL 74 X SL 73 1-2 F7			1 SAFE X SI 93 0-0 SH1-3 1-2	3	0	0	0	0	1	2
13 Nate McLouth, L (1, 8) OBP: 0.340, SLG: 0.336 (9, 7)			B SI 84 X SI 83 1-0 G3-1		C CU 68 X FF 86 0-1 G3		B CU 72 X SI 86 1-0 G4-3		C FS 87 B SL 80 S SI 94 D SL 82 X SI 94 2-2 L4	4	0	0	0	0	0	1
49 Jair Jurrjens, R (1, 1) OBP: 0.128, SLG: 0.105 30 Wilkin Ramirez, R (7, PH) OBP: 0.375, SLG: 0.381 19 Scott Linebrink, R (7, 1) 39 Jonny Venters, L (8, 1) 26 Dan Uggla, R (9, PH) OBP: 0.269, SLG: 0.390 1 Jordan Schafer, L (9, 8) OBP: 0.301, SLG: 0.314			B CH 79 C SI 86 C SI 88 X SL 78 1-2 F7		C SI 87 B FF 87 X FF 86 1-1 14 1B 1B		B CH 78 C CH 78 B SI 88 F SL 74 S SI 88 2-3 K		C SL 80 B FC 92 D SL 81 B FF 94 F SI 95 F SL 80 X FF 96 3-2 2-H HR	2 1 0 0 0 1 0	0 0 0 0 0 1 0	1 0 0 0 0 2 0	0 0 0 0 0 0 0	0 0 0 0 0 0 0	0 1 0 0 0 0 0	0 0 0 0 0 0 0
Inning Stats	R: 0 E: 0 K: 0 S: 5 H: 0 LOB: 0 BB: 0 P: 8	R: 0 E: 0 K: 1 S: 7 H: 2 LOB: 1 BB: 0 P: 12	R: 0 E: 0 K: 0 S: 7 H: 0 LOB: 0 BB: 0 P: 11	R: 2 E: 0 K: 0 S: 6 H: 2 LOB: 0 BB: 1 P: 11	R: 0 E: 0 K: 0 S: 8 H: 2 LOB: 2 BB: 0 P: 9	R: 1 E: 0 K: 0 S: 12 H: 2 LOB: 1 BB: 1 P: 23	R: 1 E: 0 K: 2 S: 9 H: 1 LOB: 0 BB: 0 P: 14	R: 0 E: 0 K: 1 S: 10 H: 0 LOB: 0 BB: 0 P: 13	R: 2 E: 0 K: 0 S: 12 H: 3 LOB: 1 BB: 0 P: 18	1B: 7 2B: 2 3B: 0 HR: 4 SF: 0 SAC: 1 DP: 2 HBP: 0						

PITCHER		IP	WLS	BF	H	R	ER	SO	BB	IBB	HBP	BLK	WP	HR	S	P	ERA	WHIP
61 Bronson Arroyo, R ERA: 5.56	(1, 1)	6.2		28	9	4	4	2	2	0	0	0	0	3	51	85	5.40	1.650
54 Aroldis Chapman, L ERA: 4.74	(7, 1)	1.1		4	0	0	0	2	0	0	0	0	0	0	13	16	0.00	0.000
40 Nick Masset, R ERA: 3.31	(9, 1)	0.2	L	5	3	2	2	0	0	0	0	0	0	1	11	17	27.00	4.500
45 Bill Bray, L ERA: 1.99	(9, 1)	0.1		1	0	0	0	0	0	0	0	0	0	0	1	1	0.00	0.000

PITCHER	IP	WLS	BF	H	R	ER	SO	BB	IBB	HBP	BLK	WP	HR	S	P	ERA	WHIP

TOP

Atlanta Braves @ Cincinnati Reds

Great American Ball Park, Cincinnati, OH

Fri Jul 22 2011, 7:11 PM - 9:56 PM EDT

Att. 34,118 - Partly Cloudy - 93 F

livebaseballscorecards.com

AB	35
R	6
H	12
RBI	6
BB	2
SO	4
LOB	10

Atlanta Braves @ Cincinnati Reds

Great American Ball Park, Cincinnati, OH

Fri Jul 22 2011, 7:11 PM - 9:56 PM EDT

Att. 34,118 - Partly Cloudy - 93 F

livebaseballscorecards.com

BOTTOM

Batter	1	2	3	4	5	6	7	8	9	AB	R	H	RBI	BB	SO	LOB
28 Chris Heisey, R (1, 9) OBP: 0.308, SLG: 0.465	B CH 85 F SL 74 S SL 76 S SL 77 1-3 ① K		B SI 87 B FF 87 H SI 87 3-0 2 G5-4-3 HBP		F FF 88 M SL 78 B SL 79 B FF 91 X SL 78 2-2 ③ F9		B FF 93 S FF 90 B FF 94 1 SAFE S FF 92 T FF 93 2-2 ② K			3	0	0	0	0	2	1
2 Zack Cozart, R (1, 6) OBP: 0.324, SLG: 0.486	B FF 86 B CH 86 F FF 86 B SI 87 X FC 87 3-1 HR		B FC 87 1 SAFE F CH 83 X CH 81 1-1 ① ② G5-4-3 1-2f			L SL 74 B SL 75 C SL 76 C FF 88 1-3 ① K	B FF 94 1 SAFE B FF 92 F FF 94 B FF 93 F FF 94 S SL 81 3-3 ③ K			4	1	1	1	0	2	2
19 Joey Votto, L (1, 3) OBP: 0.425, SLG: 0.490	C CH 82 C SL 78 F CH 82 T FF 89 0-2 ② K		F SL 77 B FF 88 X SI 87 1-1 ③ F8			B CH 83 B CH 82 B FC 88 S FF 86 C CH 82 D CH 83 4-2 15 HR BB		X SI 96 0-0 ① G3-1		3	1	0	0	1	1	0
4 Brandon Phillips, R (1, 4) OBP: 0.325, SLG: 0.408	B SL 78 X SL 78 1-0 ③ G5-3			F FF 86 B SL 77 X FF 88 1-1 15 S 1B		F FF 88 S FC 90 1 SAFE D CH 84 X CH 83 1-2 ② L8		S SI 95 B SI 96 F SI 94 B FF 96 X SI 96 2-2 ② G4-3		4	0	1	0	0	0	1
15 Fred Lewis, L (1, 7) OBP: 0.340, SLG: 0.377 45 Bill Bray, L (9, 1)		B CH 85 C SL 77 B FF 87 B CH 81 C FF 86 F CH 82 B FF 88 4-2 43 WP 6 S BB		B FF 88 X FC 88 1-0 ① F7 1-2		X SL 79 0-0 1-H HR		S SI 96 S SI 96 B SI 96 B SI 96 S SI 96 2-3 ③ K		3 0	1 0	1 0	2 0	1 0	1 0	1 0
6 Drew Stubbs, R (1, 8) OBP: 0.329, SLG: 0.396		1 SAFE B SL 76 B FF 88 1 SAFE S SL 77 F SL 78 1 SAFE B FF 89 F SL 78 3-3 ① S SL 80 K 1-2		C CH 83 S FF 90 D SL 78 B SL 78 C CH 83 2-3 ② K		X SL 78 0-0 HR			B FF 96 C FF 96 F FF 96 F KC 87 S FF 96 1-3 ① K	4	1	1	1	0	3	2
43 Miguel Cairo, R (1, 5) OBP: 0.346, SLG: 0.401 54 Aroldis Chapman, L (7, 1) 40 Nick Masset, R (9, 1) 31 Jonny Gomes, R (9, 7) OBP: 0.337, SLG: 0.405		C FF 88 B CH 83 B FF 88 F CH 84 L FF 91 2-3 ② K 2-3		X SL 80 0-0 ③ F9		F FC 88 B FF 88 F CH 82 F FF 88 B SL 79 T SL 79 2-2 ③ K			C KC 84 S KC 87 C FF 97 0-3 ② K	3 0 0 1	0 0 0 0	0 0 0 0	0 0 0 0	2 0 0 1	2 0 0 0	2 0 0 0
29 Ryan Hanigan, R (1, 2) OBP: 0.354, SLG: 0.326		I IN 76 I IN 78 I IN 77 I IN 78 4-0 IBB			B FC 86 C SI 86 X CH 81 1-1 ① F8		X FF 92 0-0 ① G5-3		B FF 97 F FF 96 X FF 96 1-1 ③ F9	3	0	0	0	1	0	0
61 Bronson Arroyo, R (1, 1) OBP: 0.167, SLG: 0.222 21 Todd Frazier, R (7, 5) OBP: 0.500, SLG: 0.500		S SL 78 B SL 80 S SL 80 F FF 90 F SL 79 F SL 79 C FF 91 1-3 ③ K			B SL 77 C FF 88 S SL 77 B SL 76 S FF 90 2-3 ② K		X FF 93 0-0 1B			2 1	0 0	0 1	0 0	0 0	2 0	2 0
Inning Stats	R: 1 E: 0 K: 2 S: 10 H: 1 LOB: 0 BB: 0 P: 15	R: 0 E: 0 K: 3 S: 16 H: 0 LOB: 2 BB: 2 P: 30	R: 0 E: 0 K: 0 S: 4 H: 0 LOB: 0 BB: 0 P: 9	R: 0 E: 0 K: 1 S: 7 H: 1 LOB: 1 BB: 0 P: 11	R: 0 E: 0 K: 1 S: 8 H: 0 LOB: 0 BB: 0 P: 13	R: 3 E: 0 K: 2 S: 14 H: 2 LOB: 0 BB: 1 P: 22	R: 0 E: 0 K: 2 S: 8 H: 1 LOB: 1 BB: 0 P: 13	R: 0 E: 0 K: 1 S: 7 H: 0 LOB: 0 BB: 0 P: 11	R: 0 E: 0 K: 2 S: 9 H: 0 LOB: 0 BB: 0 P: 11	1B: 2 2B: 0 3B: 0 HR: 3 SF: 0 SAC: 0 DP: 1 HBP: 1						WP: 1 PB: 0 SB: 2 CS: 0 PA: 35	

AB	31
R	4
H	5
RBI	4
BB	3
SO	14
LOB	11

PITCHER		IP	WLS	BF	H	R	ER	SO	BB	IBB	HBP	BLK	WP	HR	S	P	ERA	WHIP
49 Jair Jurrjens, R ERA: 2.44	(1, 1)	6.0		25	4	4	4	9	2	1	1	0	1	3	59	100	6.00	1.000
19 Scott Linebrink, R ERA: 2.97	(7, 1)	1.0		4	1	0	0	2	0	0	0	0	0	0	8	13	0.00	1.000
39 Jonny Venters, L ERA: 1.34	(8, 1)	1.0	W	3	0	0	0	1	0	0	0	0	0	0	7	11	0.00	0.000
46 Craig Kimbrel, R ERA: 2.16	(9, 1)	1.0	S	3	0	0	0	2	0	0	0	0	0	0	9	11	0.00	0.000

PITCHER	IP	WLS	BF	H	R	ER	SO	BB	IBB	HBP	BLK	WP	HR	S	P	ERA	WHIP

Atlanta Braves @ Cincinnati Reds

Great American Ball Park, Cincinnati, OH

Sat Jul 23 2011, 4:12 PM - 7:10 PM EDT

Att. 41,192 - Partly Cloudy - 92 F

TOP

livebaseballscorecards.com

Batter	1	2	3	4	5	6	7	8	9	AB	R	H	RBI	BB	SO	LOB
14 Martín Prado, R (1, 5) OBP: 0.324, SLG: 0.436	C FF 92 S SL 86 B FF 94 B SL 88 X SL 88 2-2 G5-3	D SI 92 D SI 92 B C FF 90 B SL 86 4-1 BB		S FF 91 B SL 86 F FF 91 B FF 93 X FF 92 2-2 F7		B FF 89 B SL 87 C FF 91 X FF 92 2-1 F8			C FF 92 X FF 92 0-1 G6-3	4	0	0	0	1	0	2
22 Jason Heyward, L (1, 9) OBP: 0.316, SLG: 0.420	C KC 76 B CH 86 X FF 93 1-1 5 1B 2B	B FF 91 B KC 76 B FF 93 C FF 91 X FF 92 3-1 P6		C KC 75 B FF 92 X CH 85 1-1 FC3-6 1-2f 2-3			C SL 86 B SL 84 X SL 85 1-1 G4-3		B FF 92 B FS 85 X FF 91 2-0 P5	5	0	1	0	0	0	5
16 Brian McCann, L (1, 2) OBP: 0.377, SLG: 0.511 8 David Ross, R (8, 2) OBP: 0.358, SLG: 0.507	C FF 92 2 SAFE B CH 86 F FF 91 F SL 85 F SL 86 S CH 86 1-3 K	F FF 92 B FF 93 S SL 87 X FF 92 1-2 F8		B SL 85 B FF 91 X FF 91 2-0 F9			S SI 91 S SL 85 S SL 84 0-3 K			4 0	0 0	0 0	0 0	0 0	2 0	6 0
5 Freddie Freeman, L (1, 3) OBP: 0.349, SLG: 0.470	F CH 86 D CH 86 B CH 86 D FF 92 X CH 85 3-1 2-H 1B		F SL 86 B SL 87 X CH 85 1-1 G5-3		B FF 91 F SI 90 B CH 83 B FF 92 X FF 91 3-1 E9		C SL 85 S SL 86 B SL 85 B SI 93 B SL 85 X SI 90 3-2 F8			4	0	1	0	0	0	0
26 Dan Uggla, R (1, 4) OBP: 0.269, SLG: 0.390		B SL 86 C FF 91 X FF 92 1-1 13 1B 20 BB 32 2B 1B	C SL 87 B KC 78 H FF 92 2-1 2 FC5-4 HBP		T SL 84 X SL 84 0-1 P5			X FC 91 0-0 P6		3	1	1	0	0	0	1
20 Eric Hinske, L (1, 7)		B FF 91 C KC 76 B FF 92 S KC 77 F CH 87 F FF 92 D CH 86 B KC 74 4-2 13 1B 32 2B 1-2 BB	S KC 76 B FF 90 B CH 84 F FF 91 B FF 93 S FF 92 3-3 K		F FF 90 C FF 90 X FF 92 0-2 F8			B FF 95 F FC 90 S CU 79 F CU 83 B FF 95 S CU 79 2-3 K		3	1	0	0	1	2	2
2 Alex Gonzalez, R (1, 6) OBP: 0.261, SLG: 0.340		C SL 86 F SI 91 X FF 92 0-2 P2	D FF 90 X FF 92 1-0 FC5-4 1-2f		1 SAFE B FF 92 C FF 92 S SL 88 B FF 92 S FF 93 2-3 K			X FC 92 0-0 1B		4	0	1	0	0	1	4
13 Nate McLouth, L (1, 8) OBP: 0.342, SLG: 0.336		X FF 92 0-0 32 2B 1-2 2-3 1B		C CH 89 B CH 85 B SI 90 B FF 91 B FF 91 4-1 22 FC3-6 32 SH BB		B KC 73 C KC 74 B KC 74 X FF 90 2-1 G4-3		B FF 93 F FF 92 C CH 80 F CH 81 D CU 81 S CU 80 2-3 K		3	0	1	0	1	1	1
32 Derek Lowe, R (1, 1) OBP: 0.256, SLG: 0.324 52 George Sherrill, L (6, 1) 43 Scott Proctor, R (6, 1) 50 Cristhian Martinez, R (7, 1) OBP: 0.250, SLG: 0.500 7 Brooks Conrad, S (9, PH) OBP: 0.342, SLG: 0.455		B SL 86 F FF 92 F FF 92 B SI 90 X SL 87 2-2 1-3 2-H 3-H 2B		X CH 88 0-0 SH 22 FC3-6 1-2		C FF 91 X FF 92 0-1 G4-3			B FF 92 B FF 92 C FF 91 C FF 92 S FS 85 2-3 K	2 0 0 0 1	0 0 0 0 0	1 0 0 0 0	2 0 0 0 1	0 0 0 0 0	0 0 0 0 1	0 0 0 0 0
Inning Stats	R: 0 E: 0 K: 1 S: 12 H: 2 LOB: 2 BB: 0 P: 19	R: 2 E: 0 K: 0 S: 19 H: 3 LOB: 3 BB: 2 P: 34	R: 0 E: 0 K: 1 S: 7 H: 0 LOB: 1 BB: 0 P: 14	R: 0 E: 0 K: 0 S: 8 H: 0 LOB: 2 BB: 1 P: 17	R: 0 E: 1 K: 1 S: 10 H: 0 LOB: 1 BB: 0 P: 15	R: 0 E: 0 K: 0 S: 6 H: 0 LOB: 0 BB: 0 P: 10	R: 0 E: 0 K: 1 S: 8 H: 0 LOB: 0 BB: 0 P: 12	R: 0 E: 0 K: 2 S: 10 H: 1 LOB: 1 BB: 0 P: 14	R: 0 E: 0 K: 1 S: 6 H: 0 LOB: 0 BB: 0 P: 10	1B: 4 2B: 2 3B: 0 HR: 0 SF: 0 SAC: 1 DP: 0 HBP: 1						

AB	33
R	2
H	6
RBI	2
BB	3
SO	7
LOB	21

WP: 0 PB: 0 SB: 0 CS: 0 PA: 38

PITCHER		IP	WLS	BF	H	R	ER	SO	BB	IBB	HBP	BLK	WP	HR	S	P	ERA	WHIP
34 Homer Bailey, R ERA: 3.67	(1, 1)	6.0	W	28	5	2	2	3	3	0	1	0	0	0	62	109	3.00	1.333
45 Bill Bray, L ERA: 1.93	(7, 1)	1.0	H	3	0	0	0	1	0	0	0	0	0	0	8	12	0.00	0.000
66 Logan Ondrusek, R ERA: 1.53	(8, 1)	1.0		4	1	0	0	2	0	0	0	0	0	0	10	14	0.00	1.000
33 Jose Arredondo, R ERA: 2.92	(9, 1)	1.0		3	0	0	0	1	0	0	0	0	0	0	6	10	0.00	0.000

PITCHER	IP	WLS	BF	H	R	ER	SO	BB	IBB	HBP	BLK	WP	HR	S	P	ERA	WHIP

Atlanta Braves @ Cincinnati Reds

Great American Ball Park, Cincinnati, OH

Sat Jul 23 2011, 4:12 PM - 7:10 PM EDT

Att. 41,192 - Partly Cloudy - 92 F

BOTTOM

Batter	1	2	3	4	5	6	7	8	9	AB	R	H	RBI	BB	SO	LOB
6 Drew Stubbs, R (1, 8) OBP: 0.331, SLG: 0.395	B SI 87 C SL 80 F SI 87 B SL 81 F SL 80 B CH 81 F SL 81 B SI 88 4-2 2 SH1-3 2 S 19 G3 BB		X CH 83 0-0 ③ G6-3			B SI 87 2 SAFE B SI 88 X SI 88 2-0 16 2B 2-3 1B	X SL 84 0-0 ① SH1-3 2-3	X SI 90 0-0 ① G6-3		3	2	1	0	1	0	0
2 Zack Cozart, R (1, 6) OBP: 0.324, SLG: 0.486 16 Edgar Renteria, R (4, 6) OBP: 0.310, SLG: 0.290	B SI 86 S SI 88 X SL 79 1-1 ① SH1-3 1-3			C SI 87 B SI 88 X SI 88 1-1 ① G1-3		X SL 79 0-0 19 1B 4 2B 1-H 2B 3-H	B FF 94 B FF 93 F FF 94 X FF 94 2-1 19 BB 4 2B 3-H 1B	S SI 90 B SI 90 X SI 89 1-1 ② F8		0 4	0 2	0 2	0 3	0 0	0 0	0 0
19 Joey Votto, L (1, 3) OBP: 0.427, SLG: 0.491	X SI 88 0-0 ② G3 3-H			B CH 82 B CH 82 F SL 79 B SI 88 S SI 88 F SI 88 X SI 88 3-2 ② G4-3		B SI 88 F SL 80 X SI 87 1-1 4 2B 2-3 1B	B CU 74 C FF 87 B FF 94 B FF 93 D FF 89 4-1 4 2B 43 BB 1-2 BB	X SI 90 0-0 15 WP 4 1B 1B		4	1	2	1	1	0	0
4 Brandon Phillips, R (1, 4) OBP: 0.329, SLG: 0.415	B SI 87 S SL 81 X SI 88 1-1 ③ G5-3			F CH 83 B SI 88 X CH 84 1-1 ③ G4-3		X CH 83 0-0 1-3 2B 3-H	B SI 89 X SL 80 1-0 43 BB 21 2B 1-3 2B 2-H	B SL 83 F SI 90 X CH 84 1-1 15 WP 1-2 1B		5	1	3	2	0	0	0
15 Fred Lewis, L (1, 9) OBP: 0.342, SLG: 0.368 (7, 7)		C SL 78 H SI 87 1-1 31 G5-4-3 HBP			B SI 87 S CH 82 X CH 83 1-1 ① G4-3	B SL 73 C SL 75 B FF 87 C FF 87 D SL 73 X FF 87 3-2 ① G6-3	I IN 74 I IN 74 I IN 74 I IN 74 4-0 43 BB 21 2B IBB	C SI 89 B SI 90 B CH 82 B SI 88 X SI 88 3-1 ③ F8 1-2 2-3		3	1	0	0	1	0	4
31 Jonny Gomes, R (1, 7) OBP: 0.337, SLG: 0.401 45 Bill Bray, L (7, 1) 43 Miguel Cairo, R (7, PH) OBP: 0.350, SLG: 0.401 66 Logan Ondrusek, R (8, 1) 33 Jose Arredondo, R (9, 1)		1 SAFE B SI 87 C CH 82 1 SAFE B SI 86 X SL 80 2-1 ① ② G5-4-3 1-2f			B SL 80 C CH 83 C CH 83 B SL 81 B SI 89 B SI 89 4-2 21 G5-3 BB	S FF 92 B FF 93 C FF 94 S FF 95 1-3 ② K	B SI 89 B CH 83 B FF 88 C FF 87 F FF 87 B CH 83 4-2 21 2B 1-2 2-3 3-H BB			2 0 0 0 0	0 0 1 0 0	0 0 0 0 0	1 0 1 0 0	1 0 1 0 0	3 0 0 0 0
21 Todd Frazier, R (1, 5) OBP: 0.333, SLG: 0.500		B SL 80 S CH 83 F CH 82 S SL 81 1-3 ③ K			X CH 83 0-0 ② G5-3 1-2	S SL 82 B SL 84 X SL 83 1-1 ③ G5-3	C SL 81 X SL 80 0-1 29 G4-3 1-H 2-H 3-H 2B			4	0	1	3	0	1	3
29 Ryan Hanigan, R (1, 2) OBP: 0.357, SLG: 0.335			C SI 88 C CH 83 B SL 80 B SI 88 X SI 89 2-2 34 B2-6-4 1B		C SI 80 B CH 84 X CH 83 1-1 ③ G6-3					4	1	2	0	0	0	2
34 Homer Bailey, R (1, 1) OBP: 0.188, SLG: 0.250 32 Jay Bruce, L (6, PH) OBP: 0.347, SLG: 0.500 44 Mike Leake, R (6, PR) OBP: 0.257, SLG: 0.314 28 Chris Heisey, R (7, 9) OBP: 0.310, SLG: 0.466			X SI 86 0-0 ① ② B2-6-4 1-2f			C SL 79 X CH 82 0-1 6 1B 16 2B 2B				1 1 0 2	0 0 1 1	0 1 0 1	0 0 0 0	0 0 0 0	0 0 0 0	1 0 0 1
Inning Stats	R: 1 E: 0 K: 0 S: 9 H: 0 LOB: 0 BB: 1 P: 15	R: 0 E: 0 K: 1 S: 6 H: 0 LOB: 0 BB: 0 P: 10	R: 0 E: 0 K: 0 S: 5 H: 1 LOB: 0 BB: 0 P: 7	R: 0 E: 0 K: 0 S: 8 H: 0 LOB: 0 BB: 0 P: 13	R: 0 E: 0 K: 0 S: 7 H: 0 LOB: 1 BB: 1 P: 13	R: 3 E: 0 K: 1 S: 15 H: 5 LOB: 2 BB: 0 P: 23	R: 7 E: 0 K: 0 S: 18 H: 5 LOB: 1 BB: 3 P: 38	R: 0 E: 0 K: 0 S: 8 H: 2 LOB: 2 BB: 0 P: 13		1B: 7 2B: 6 3B: 0 HR: 0 SF: 0 SAC: 2 DP: 2 HBP: 1		WP: 1 PB: 0 SB: 1 CS: 0 PA: 41		

	AB	33
	R	11
	H	13
	RBI	11
	BB	5
	SO	2
	LOB	14

livebaseballscorecards.com

PITCHER		IP	WLS	BF	H	R	ER	SO	BB	IBB	HBP	BLK	WP	HR	S	P	ERA	WHIP
32 Derek Lowe, R ERA: 4.49	(1, 1)	5.0	L	22	6	4	4	1	2	0	1	0	0	0	42	68	7.20	1.600
52 George Sherrill, L ERA: 2.63	(6, 1)	0.1		1	0	0	0	0	0	0	0	0	0	0	3	6	0.00	0.000
43 Scott Proctor, R ERA: 7.36	(6, 1)	1.0		7	3	4	4	1	1	0	0	0	0	0	13	24	36.00	4.000
50 Cristhian Martinez, R ERA: 4.1	(7, 1)	1.2		11	4	3	3	0	1	1	0	0	1	0	18	34	16.20	3.000

PITCHER	IP	WLS	BF	H	R	ER	SO	BB	IBB	HBP	BLK	WP	HR	S	P	ERA	WHIP

Atlanta Braves @ Cincinnati Reds

Great American Ball Park, Cincinnati, OH

Sun Jul 24 2011, 8:10 PM - 10:58 PM EDT

Att. 33,036 - Partly Cloudy - 80 F

TOP

livebaseballscorecards.com

Batter	1	2	3	4	5	6	7	8	9	AB	R	H	RBI	BB	SO	LOB
14 Martín Prado, R (1, 5) OBP: 0.323, SLG: 0.433	C FF 84 C CU 76 S CU 78 0-3 ① K	S SL 82 C SL 82 S SL 84 0-3 ② K	B CH 84 B CH 82 C CU 74 X SI 86 2-1 ③ G5-3	X SI 94 0-0 22 G6-3 1B 1-2						4	0	1	0	0	2	2
22 Jason Heyward, L (1, 9) OBP: 0.312, SLG: 0.413	F FF 89 X FF 86 0-1 ② F7	S SL 85 X SL 83 0-1 ③ G4-3				B SL 85 C SI 89 B SI 89 X CU 78 2-1 ① G4-3	C FF 98 X SL 87 0-1 ②③ G6-3 1-2f			4	0	0	0	0	0	4
16 Brian McCann, L (1, 2) OBP: 0.376, SLG: 0.517	F FF 88 X CU 77 0-1 ③ G3-1			B SL 82 B SL 81 F SI 85 X SI 85 2-1 HR		C SL 80 F FF 88 X SL 85 0-2 ② F8		X FF 97 0-0 ① F7		4	1	1	1	0	0	0
26 Dan Uggla, R (1, 4) OBP: 0.271, SLG: 0.389		B FF 86 B CH 82 B FF 85 B FF 87 4-0 2 G5-4-3 BB		B SI 84 S CU 74 B SI 88 B CU 77 F FF 85 X CU 76 3-2 ① G6-3		F FF 87 B SL 82 B FF 88 X CU 77 2-1 5 BB 1B		B SL 88 S FF 98 S FF 100 F FF 100 S SL 90 1-3 ② K		3	0	1	0	1	1	0
5 Freddie Freeman, L (1, 3) OBP: 0.351, SLG: 0.472		X FF 86 0-0 ① F9		X CU 77 0-0 2 1B 30 FC6-4 2B		B SL 84 T SL 83 B SI 88 B SL 78 B SL 82 4-1 1-2 BB		X FF 101 0-0 ③ L3		3	1	1	0	1	0	1
2 Alex Gonzalez, R (1, 6) OBP: 0.263, SLG: 0.341		S CH 82 F SI 85 B CU 78 F CU 76 B FF 89 F FF 86 F FF 85 X SL 80 2-2 ②③ G5-4-3 1-2f		B SI 87 X SI 87 1-0 30 FC6-4 1B 2-3		C CU 77 X FF 90 0-1 ③ G2-3			S FF 92 B CU 80 F SL 88 X CU 79 1-2 13 F8 20 S 1B	4	0	2	0	0	0	3
30 Wilkin Ramirez, R (1, 7) OBP: 0.370, SLG: 0.348 20 Eric Hinske, L (9, PH) OBP: 0.310, SLG: 0.436 (9, 7)			B CH 81 B FF 86 F CH 82 F CU 75 F FF 86 F CU 78 B CH 79 B CH 81 4-2 13 E 13 1B BB	X SL 84 0-0 ② FC6-4 13 CS 1-2f 3-H			B CU 77 F CU 76 F CH 79 B SL 81 F FF 87 S CU 79 2-3 ① K		D CH 87 B CU 78 B FF 93 C FF 92 F FF 93 F FF 95 F FF 95 1 SAFE 1 SAFE 3-3 S CH 86 ① K 1-2	2 1	0 0	0 0	1 0	1 0	1 1	1 1
13 Nate McLouth, L (1, 8) OBP: 0.345, SLG: 0.339			C CU 73 S CH 84 B CU 77 X SI 88 1-2 E9 37 SH3-4 1B 1-3	1 SAFE 0-0 ③ CS 1-2	C CU 76 X SL 79 0-1 ① P6		C CU 78 X SL 82 0-1 28 WP 28 1B 1B		C CH 86 B FF 94 X CH 88 1-1 ② F8 2-3	4	1	2	0	0	0	1
37 Brandon Beachy, R (1, 1) OBP: 0.048, SLG: 0.048 28 Julio Lugo, R (7, PH) OBP: 0.200, SLG: 0.130 34 Eric O'Flaherty, L (7, 1) 39 Jonny Venters, L (8, 1) 7 Brooks Conrad, S (9, PH) OBP: 0.338, SLG: 0.448 19 Scott Linebrink, R (9, 1)			X FF 85 0-0 ① SH3-4 1-2		B FF 84 S CH 84 X CU 74 1-1 ② G6-3		B SI 84 X CU 76 1-0 14 1B 1B 1-H		C CU 81 B FF 94 F CU 82 C FF 94 1-3 ③ K	1 1 0 0 1 0	0 0 0 0 0 0	0 1 0 0 0 0	0 1 0 0 0 0	0 1 0 0 1 0	0 0 0 0 1 0	0 0 0 0 1 0

	AB	R	H	RBI	BB	SO	LOB
	32	3	9	3	3	6	14

Inning Stats	1	2	3	4	5	6	7	8	9	1B: 7	SF: 0	WP: 1	PA: 37
	R: 0 E: 0 K: 1 S: 7	R: 0 E: 0 K: 0 S: 7	R: 0 E: 1 K: 1 S: 13	R: 2 E: 0 K: 0 S: 8	R: 0 E: 0 K: 0 S: 6	R: 0 E: 0 K: 0 S: 10	R: 1 E: 0 K: 1 S: 10	R: 0 E: 0 K: 1 S: 6	R: 0 E: 0 K: 2 S: 13	2B: 1 3B: 0 HR: 1	SAC: 1 DP: 2 HBP: 0	PB: 0 SB: 1 CS: 1	
	H: 0 LOB: 0 BB: 0 P: 7	H: 0 LOB: 0 BB: 1 P: 13	H: 1 LOB: 2 BB: 1 P: 18	H: 3 LOB: 0 BB: 0 P: 14	H: 0 LOB: 0 BB: 0 P: 9	H: 1 LOB: 2 BB: 1 P: 18	H: 3 LOB: 1 BB: 0 P: 13	H: 0 LOB: 0 BB: 0 P: 7	H: 1 LOB: 1 BB: 0 P: 19				

PITCHER		IP	WLS	BF	H	R	ER	SO	BB	IBB	HBP	BLK	WP	HR	S	P	ERA	WHIP
50 Dontrelle Willis, L ERA: 3.71	(1, 1)	6.1		27	7	3	3	3	3	0	0	0	1	1	58	89	4.26	1.579
40 Nick Masset, R ERA: 3.31	(7, 1)	0.0		1	1	0	0	0	0	0	0	0	0	0	1	1	∞	∞
54 Aroldis Chapman, L ERA: 4.44	(7, 1)	1.2		4	0	0	0	1	0	0	0	0	0	0	8	9	0.00	0.000
48 Francisco Cordero, R ERA: 2.74	(9, 1)	1.0	W	4	1	0	0	2	0	0	0	0	0	0	13	19	0.00	1.000

PITCHER		IP	WLS	BF	H	R	ER	SO	BB	IBB	HBP	BLK	WP	HR	S	P	ERA	WHIP

Atlanta Braves @ Cincinnati Reds

Great American Ball Park, Cincinnati, OH

Sun Jul 24 2011, 8:10 PM - 10:58 PM EDT

Att. 33,036 - Partly Cloudy - 80 F

BOTTOM

Batter	1	2	3	4	5	6	7	8	9	AB	R	H	RBI	BB	SO	LOB
6 Drew Stubbs, R (1, 8) OBP: 0.334, SLG: 0.404	C FF 93 B FF 93 X FF 92 1-1 E5 4 S 4 HR	C SL 82 F FF 91 1 SAFE B FF 92 B SL 82 B CH 80 B SL 84 4-2 1-2 BB		B SL 82 X SL 82 1-0 ③ F7			F SI 91 B SL 82 X SI 91 1-1 16 SH2-4 1B		X FF 92 0-0 HR	4	2	2	1	1	0	1
16 Edgar Renteria, R (1, 6) OBP: 0.305, SLG: 0.285	1 SAFE L FF 90 F FF 91 S FF 93 0-3 ① K	B FF 92 B FF 89 S FF 91 B CH 80 S FF 90 F FF 91 X FF 92 3-2 ③ F8			C SL 81 C FF 90 B FF 92 X FF 90 1-2 ① F9		B SI 89 1 SAFE X SI 89 1-0 ① SH2-4 1-2			3	0	0	0	0	1	3
19 Joey Votto, L (1, 3) OBP: 0.425, SLG: 0.487	S CU 74 X CH 79 0-1 ② P5		B FF 91 C SL 82 B CU 73 B SL 79 S SI 92 S SI 92 3-3 ① K		B FF 92 S FF 91 B FF 91 B CU 75 T FF 91 F FF 92 F FF 91 B SL 81 4-2 4 F8 BB		B SL 81 F SL 82 B SL 82 B SL 84 F SI 89 S SL 84 3-3 ② K			3	0	0	0	1	2	2
4 Brandon Phillips, R (1, 4) OBP: 0.330, SLG: 0.422	1 SAFE B FF 91 C FF 91 X FF 91 1-1 1-H HR		F FF 91 X SL 82 0-1 ② F8		S CH 78 B FF 89 1 SAFE X SL 84 1-1 ②③ F8 1-2		I I IN 63 I IN 60 I IN 63 4-0 IBB			3	1	1	2	1	0	1
32 Jay Bruce, L (1, 9) OBP: 0.346, SLG: 0.497	B CH 78 B CU 74 B CH 78 X FF 91 3-0 ③ G3-1		B FF 91 S SL 82 B FF 91 X SI 91 2-1 1B			B FF 90 C FF 88 B FF 89 X SL 82 2-1 ① F8	C SI 91 S SL 84 B SI 92 B SL 84 S SI 91 2-3 ③ K			4	0	1	0	0	1	2
28 Chris Heisey, R (1, 7) OBP: 0.308, SLG: 0.458		C FF 91 B FF 92 B SL 82 F CH 79 B FF 93 F FF 92 C SL 84 3-3 ① K	D CU 72 F CH 79 X FF 91 1-1 ③ P3			B FF 90 S SL 82 B FF 90 B FF 90 F FF 89 B FF 90 4-2 55 WP 43 G5-3 BB		S SI 95 B SI 95 F SI 94 X SI 96 1-2 ① F9		3	0	0	0	1	1	1
43 Miguel Cairo, R (1, 5) OBP: 0.348, SLG: 0.418		F FF 90 C FF 93 B FF 92 B FF 93 B SL 84 X FF 92 3-2 HR		B FF 90 C FF 91 F FF 92 X CU 74 1-2 ① G1-3		C FF 89 X CU 71 0-1 ② G5-3 1-2		X SI 96 0-0 ② G6-3		4	1	1	1	0	0	1
55 Ramon Hernandez, R (1, 2) OBP: 0.366, SLG: 0.508 61 Bronson Arroyo, R (8, PR) OBP: 0.167, SLG: 0.222 29 Ryan Hanigan, R (9, 2) OBP: 0.357, SLG: 0.335		F FF 91 B CU 74 X CH 79 1-1 6 BB 1B		S FF 93 B SL 84 C CU 74 X CU 75 1-2 ② G5-3		C CU 70 B SL 80 I IN 65 I IN 70 I IN 70 4-1 2-3 IBB		B SI 97 B SI 96 B SI 95 B SI 94 4-0 31 FC6-4 BB		2 0 0	0 0 0	1 0 0	0 0 0	2 0 0	0 0 0	0 0 0
50 Dontrelle Willis, L (1, 1) OBP: 0.429, SLG: 0.571 40 Nick Masset, R (7, 1) 54 Aroldis Chapman, L (7, 1) 31 Jonny Gomes, R (8, PH) OBP: 0.336, SLG: 0.399 48 Francisco Cordero, R (9, 1)		1 SAFE B FF 90 L CH 77 1 SAFE S CH 79 S FF 92 1-3 ② K		C CH 79 B CU 75 S CU 73 B CU 74 F FF 92 X CH 79 2-2 1B		X CU 71 0-0 ③ G3		X SI 95 0-0 ③ FC6-4 1-2f		3 0 0 1 0	0 0 0 0 0	1 0 0 0 0	0 0 0 0 0	1 0 0 0 0	3 0 0 1 0	0 0 0 1 0
Inning Stats	R: 2 E: 1 K: 1 S: 10 H: 1 LOB: 0 BB: 0 P: 15	R: 1 E: 0 K: 2 S: 18 H: 2 LOB: 2 BB: 1 P: 33	R: 0 E: 0 K: 1 S: 9 H: 1 LOB: 1 BB: 0 P: 15	R: 0 E: 0 K: 0 S: 11 H: 1 LOB: 1 BB: 0 P: 16	R: 0 E: 0 K: 0 S: 9 H: 0 LOB: 0 BB: 1 P: 15	R: 0 E: 0 K: 0 S: 8 H: 0 LOB: 2 BB: 2 P: 18	R: 0 E: 0 K: 2 S: 9 H: 1 LOB: 2 BB: 1 P: 20	R: 0 E: 0 K: 0 S: 5 H: 0 LOB: 1 BB: 1 P: 10	R: 1 E: 0 K: 0 S: 1 H: 1 LOB: 0 BB: 0 P: 1	1B: 4 2B: 0 3B: 0 HR: 3	SF: 0 SAC: 1 DP: 0 HBP: 0			WP: 1 PB: 0 SB: 1 CS: 0	PA: 37		

PITCHER	IP	WLS	BF	H	R	ER	SO	BB	IBB	HBP	BLK	WP	HR	S	P	ERA	WHIP
37 Brandon Beachy, R (1, 1) ERA: 3.58	6.0		27	5	3	1	4	3	1	0	0	1	2	65	112	1.50	1.333
34 Eric O'Flaherty, L (7, 1) ERA: 0.96	1.0		5	1	0	0	2	0	1	0	0	0	0	9	20	0.00	1.000
39 Jonny Venters, L (8, 1) ERA: 1.32	1.0		4	0	0	0	0	1	0	0	0	0	0	5	10	0.00	1.000
19 Scott Linebrink, R (9, 1) ERA: 3.2	0.0	L	1	1	1	1	0	0	0	0	0	0	1	1	1	∞	∞

PITCHER	IP	WLS	BF	H	R	ER	SO	BB	IBB	HBP	BLK	WP	HR	S	P	ERA	WHIP

livebaseballscorecards.com

AB	30
R	4
H	7
RBI	4
BB	6
SO	6
LOB	15

Batter	1	2	3	4	5	6	7	8	9	AB	R	H	RBI	BB	SO	LOB
38 Xavier Paul, L (1, 7) OBP: 0.275, SLG: 0.331	F SI 91 F SI 91 B FC 88 C SI 92 1-3 ① K		L FC 83 F FC 85 F FS 85 F CU 77 B CU 78 B SI 91 F SI 92 F SI 93 X FS 80 2-2 ① P6			F SI 89 B SI 90 B FC 84 S FS 83 C SI 91 2-3 ① K		B FF 86 X FF 86 1-0 ① F8		4	0	0	0	0	2	0
46 Garrett Jones, L (1, 9) OBP: 0.324, SLG: 0.408	B SI 91 B SI 91 C FC 87 S FC 88 B SI 92 S FS 82 3-3 ② K		B FS 85 X SI 91 1-0 18 G1-6-3 1B			F SI 90 F FS 82 F CU 75 B SI 90 B FS 83 B FC 85 B SI 91 4-2 18 G5-3 22 E BB		C FF 86 B FF 88 B SL 72 S SL 72 S FF 89 2-3 ② K		3	1	1	0	1	2	0
18 Neil Walker, S (1, 4) OBP: 0.332, SLG: 0.401	S FC 84 B SI 92 B SI 92 F SI 92 C SI 92 2-3 ③ K		C CU 76 1 SAFE S FC 87 X FC 88 0-2 ② ③ G1-6-3 1-2f			1 SAFE F CU 76 1 SAFE B SI 90 X PO 79 1-1 ② G5-3 1-2		B FF 87 B SL 73 B SL 70 B FF 87 4-0 22 BB BB		3	0	0	0	1	1	2
22 Andrew McCutchen, R (1, 8) OBP: 0.382, SLG: 0.482		B SI 90 B SI 91 C SI 90 B SI 91 B SI 91 4-1 37 F8 24 BB 5 G5-3 BB		C FC 83 B SI 90 X SI 91 1-1 ① F9		X SI 90 0-0 E8 24 S 2-H 1B		D SL 71 C FC 86 B SL 72 B SL 72 F SL 71 B FC 88 4-2 1-2 BB		2	1	1	1	2	0	0
24 Pedro Alvarez, L (1, 5) OBP: 0.289, SLG: 0.305 Joel Hanrahan, R (9, 1)		B SI 91 B SI 90 F SI 91 D FC 88 F SI 91 B SI 91 4-2 37 F8 55 1B 1-2 BB		B FC 84 C SI 92 F SI 92 B SI 91 X SI 90 2-2 37 G4-6-3 1B		S FC 86 S SI 91 F SI 92 B FC 86 B SI 90 S FS 82 2-3 ③ K2-3 2-3		B SL 75 C FC 89 B FF 88 B FC 88 S SL 75 F FF 88 F SL 75 X SL 76 3-2 ③ G3-1		3 0	1 0	1 0	0 0	1 0	1 0	3 0
37 Lyle Overbay, L (1, 3) OBP: 0.302, SLG: 0.353		B CU 76 X CU 77 1-0 ① F8 1-2 2-3		B SI 90 C FC 84 1 SAFE X SI 89 1-1 ② ③ G4-6-3 1-2f			B B CU 73 B SI 89 C SI 89 F FC 85 F SI 91 X SI 90 3-2 55 FC6-5 5 SH1-4 1B		F FF 92 B FO 83 B SL 80 F FO 84 S FF 95 2-3 ① K	4	0	1	0	0	1	3
5 Ronny Cedeno, R (1, 6) OBP: 0.309, SLG: 0.349		X SI 91 0-0 ② G5-3 3-H			C CU 74 C FC 83 B SI 89 C SI 89 1-3 ① K		1 SAFE X SI 89 0-0 ① SH1-4 1-2		X SI 92 0-0 ② G5-3	3	0	0	1	0	1	1
55 Michael McKenry, R (1, 2) OBP: 0.279, SLG: 0.323		C SI 91 X FC 85 0-1 2-H 1B			B FC 82 C SI 89 B SI 90 S FC 81 S FC 84 2-3 ② K		S CU 75 B SI 91 B SI 90 F FC 84 X FC 86 2-2 ② FC6-5 2-3		B SI 94 B SI 93 F SI 92 F FF 93 F SL 81 F FF 94 X SL 81 2-2 ③ G5-3	4	0	1	1	0	1	1
53 James McDonald, L (1, 1) OBP: 0.132, SLG: 0.083 30 Chris Resop, R (6, 1) 51 Steve Pearce, R (7, PH) OBP: 0.324, SLG: 0.361 25 Daniel McCutchen, R (7, 1) 43 Jose Veras, R (8, 1) 2 Brandon Wood, R (8, 5) OBP: 0.276, SLG: 0.343		C FC 86 B SI 91 D SI 91 S FC 86 S SI 92 2-3 ③ K		C SI 89 B SI 90 B SI 90 X SI 88 2-1 ③ G6-3		B SI 90 C CU 75 B FC 86 B SI 91 C FC 85 X SI 91 3-2 ③ G4-3			2 0 1 0 0 0	0 0 0 0 0 0	0 0 0 0 0 0	0 0 0 0 0 0	1 0 0 0 0 0	1 0 1 0 0 0	
Inning Stats	R: 0 E: 0 K: 3 S: 9 H: 0 LOB: 0 BB: 0 P: 15	R: 2 E: 0 K: 1 S: 10 H: 1 LOB: 1 BB: 2 P: 21	R: 0 E: 0 K: 0 S: 11 H: 1 LOB: 0 BB: 0 P: 14	R: 0 E: 0 K: 0 S: 7 H: 1 LOB: 0 BB: 0 P: 11	R: 0 E: 0 K: 2 S: 8 H: 0 LOB: 0 BB: 0 P: 13	R: 1 E: 1 K: 2 S: 12 H: 1 LOB: 1 BB: 1 P: 21	R: 0 E: 0 K: 0 S: 11 H: 1 LOB: 1 BB: 0 P: 19	R: 0 E: 0 K: 1 S: 11 H: 0 LOB: 2 BB: 2 P: 25	R: 0 E: 0 K: 1 S: 9 H: 0 LOB: 0 BB: 0 P: 13	1B: 5 2B: 0 3B: 0 HR: 0	SF: 0 SAC: 1 DP: 2 HBP: 0			WP: 0 PB: 0 SB: 1 CS: 0	PA: 35	

PITCHER		IP	WLS	BF	H	R	ER	SO	BB	IBB	HBP	BLK	WP	HR	S	P	ERA	WHIP
15 Tim Hudson, R ERA: 3.42	(1, 1)	7.0	L	27	5	3	3	8	3	0	0	0	0	0	68	114	3.86	1.143
52 George Sherrill, L ERA: 2.54	(8, 1)	1.0		5	0	0	0	1	2	0	0	0	0	0	11	25	0.00	2.000
19 Scott Linebrink, R ERA: 3.12	(9, 1)	1.0		3	0	0	0	1	0	0	0	0	0	0	9	13	0.00	0.000

PITCHER	IP	WLS	BF	H	R	ER	SO	BB	IBB	HBP	BLK	WP	HR	S	P	ERA	WHIP

TOP

Pittsburgh Pirates @ Atlanta Braves

Turner Field, Atlanta, GA

Mon Jul 25 2011, 9:14 PM - 12:30 AM EDT

Att. 30,098 - Drizzle - 74 F

livebaseballscorecards.com

AB	29
R	3
H	5
RBI	3
BB	5
SO	10
LOB	12

Batter	1	2	3	4	5	6	7	8	9	AB	R	H	RBI	BB	SO	LOB
14 Martín Prado, R (1, 7) OBP: 0.321, SLG: 0.430	C FF 91 C SI 93 F SI 95 B SI 93 X CU 77 1-2 E5 22 CS		B SI 91 B SL 80 X SI 92 2-0 10 1B 1-2 1B		B SL 78 C SL 80 B SI 92 X SI 92 2-1 ② F8		B SI 93 B SI 93 X FF 93 2-0 ② F7		C FF 98 C SL 87 F FF 98 B SL 87 X SL 87 1-2 ③ F8	5	0	1	0	0	0	0
22 Jason Heyward, L (1, 9) OBP: 0.307, SLG: 0.407	F SI 95 S FF 95 S FF 96 0-3 ① ② 1-2 K		B CU 74 F SI 93 B SI 94 X SI 93 2-1 ① ② L4-6 2-2		S CH 83 B SI 92 C CU 75 B CU 80 T SI 93 2-2 ③ K		B SI 93 C CH 84 F CH 85 C SI 94 1-3 ③			4	0	0	0	0	3	3
10 Chipper Jones, S (1, 5) OBP: 0.342, SLG: 0.439 19 Scott Linebrink, R (9, 1)	F FF 94 F SI 94 T SI 96 0-2 ③ K		X FF 94 0-0 5 S 1-3 1B			B CU 70 B FF 91 B SI 90 C FF 91 X FF 92 3-1 ① F9		B SI 90 S SI 92 B CH 84 C SI 90 X FF 93 2-2 HR		4 0	1 0	2 0	1 0	0 0	1 0	0 0
5 Freddie Freeman, L (1, 3) OBP: 0.353, SLG: 0.471		X FF 93 0-0 ① F7	B FF 93 S CU 76 F SI 94 B SI 94 D CU 79 S SI 94 3-3 ③ K 1-2			B SI 92 X FF 92 1-0 8 CI 26 1B 1B		B CH 85 B SI 92 B SI 92 C SI 92 B SI 92 4-1 BB		3	0	1	0	1	1	2
26 Dan Uggla, R (1, 4) OBP: 0.271, SLG: 0.388		B FF 93 F SI 92 S SL 81 S SL 83 1-3 ② K		C SL 78 C SI 94 B CU 78 B CU 77 S SL 80 2-3 ① K		B CU 72 X SI 91 1-0 8 CI 1-2 1B		C CU 78 B CU 79 C SI 94 X CU 78 1-2 ① F8		4	0	1	0	0	2	1
8 David Ross, R (1, 2) OBP: 0.361, SLG: 0.507 16 Brian McCann, L (8, PH) OBP: 0.375, SLG: 0.515 (9, 2)		X SI 94 0-0 13 1B 1B		C SL 80 S FF 93 F FF 93 B CU 80 S SI 93 1-3 ② K		B CU 72 C CU 73 B FF 92 S SI 92 D CU 76 F 3-2 CI 1-2 2-3		B FS 85 1 SAFE C FS 84 B CU 80 S SI 95 S SI 94 2-3 ② K		2 1	0 0	1 0	0 0	0 0	1 1	0 1
13 Nate McLouth, L (1, 8) OBP: 0.347, SLG: 0.341		B FF 91 X SI 92 1-0 1-3 1B		F SI 94 B SI 84 S CH 83 F CU 79 B FF 94 B CH 84 X SI 94 3-2 1B		B FF 93 X FF 92 1-0 ② P2		C SI 94 D CU 81 F SI 95 F CU 80 X SI 94 1-2 ③ P4		4	0	2	0	0	0	4
2 Alex Gonzalez, R (1, 6) OBP: 0.261, SLG: 0.338	S CU 76 D CU 77 B SI 95 1 SAFE C CU 77 S CU 78 2-3 ③ K			1 SAFE 1 SAFE F SI 91 B CU 77 1 SAFE B SI 93 B CU 75 F SI 93 C SI 95 3-3 ③ K		S FF 94 F SI 93 B SI 94 F SI 95 D CU 80 S FF 94 2-3 ③ K			X FF 98 0-0 ① L4	4	0	0	0	0	3	6
15 Tim Hudson, R (1, 1) OBP: 0.200, SLG: 0.238 1 Jordan Schafer, L (7, PH) OBP: 0.300, SLG: 0.313 52 George Sherrill, L (8, 1) 28 Julio Lugo, R (9, 5) OBP: 0.192, SLG: 0.125			B SI 91 C SI 91 B FF 93 F SI 92 B FF 94 X SI 94 3-2 22 L4-6 14 1B 1B		X SI 90 0-0 ① F8		S SI 92 B CH 83 T SI 92 B CH 85 S SI 93 2-3 ① K		C FF 97 B FF 97 B FF 98 F FF 97 S SL 87 2-3 ② K2-3	2 1 0 1	0 0 0 0	1 0 0 0	0 0 0 0	0 0 0 1	0 1 0 0	0 0 0 0
Inning Stats	R: 0 E: 1 K: 2 S: 10 H: 0 LOB: 0 BB: 0 P: 11	R: 0 E: 0 K: 2 S: 9 H: 2 LOB: 2 BB: 0 P: 13	R: 0 E: 0 K: 1 S: 10 H: 3 LOB: 2 BB: 0 P: 20	R: 0 E: 0 K: 3 S: 14 H: 1 LOB: 1 BB: 0 P: 23	R: 0 E: 0 K: 1 S: 6 H: 0 LOB: 0 BB: 0 P: 10	R: 0 E: 1 K: 1 S: 12 H: 2 LOB: 3 BB: 0 P: 23	R: 0 E: 0 K: 2 S: 7 H: 0 LOB: 0 BB: 0 P: 12	R: 1 E: 0 K: 1 S: 14 H: 1 LOB: 1 BB: 1 P: 24	R: 0 E: 0 K: 1 S: 8 H: 0 LOB: 0 BB: 0 P: 11	1B: 8 2B: 2 3B: 0 HR: 1 SF: 0 SAC: 0 DP: 2 HBP: 0						WP: 0 PB: 0 SB: 1 CS: 1 PA: 37	

BOTTOM

Pittsburgh Pirates @ Atlanta Braves

Turner Field, Atlanta, GA

Mon Jul 25 2011, 9:14 PM - 12:30 AM EDT

Att. 30,098 - Drizzle - 74 F

livebaseballscorecards.com

AB	35
R	1
H	9
RBI	1
BB	1
SO	14
LOB	17

PITCHER		IP	WLS	BF	H	R	ER	SO	BB	IBB	HBP	BLK	WP	HR	S	P	ERA	WHIP
53 James McDonald, R ERA: 3.95	(1, 1)	5.1	W	24	8	0	0	9	0	0	0	0	0	0	56	92	0.00	1.500
30 Chris Resop, R	(6, 1)	0.2	H	2	0	0	0	1	0	0	0	0	0	0	5	8	0.00	0.000
25 Daniel McCutchen, R ERA: 2.26	(7, 1)	1.0	H	5	1	1	1	2	1	0	0	0	0	1	11	22	9.00	2.000
43 Jose Veras, R ERA: 3.4	(8, 1)	1.0	H	3	0	0	0	1	0	0	0	0	0	0	10	14	0.00	0.000
Joel Hanrahan, R ERA: 1.18	(9, 1)	1.0	S	3	0	0	0	1	0	0	0	0	0	0	8	11	0.00	0.000

PITCHER	IP	WLS	BF	H	R	ER	SO	BB	IBB	HBP	BLK	WP	HR	S	P	ERA	WHIP

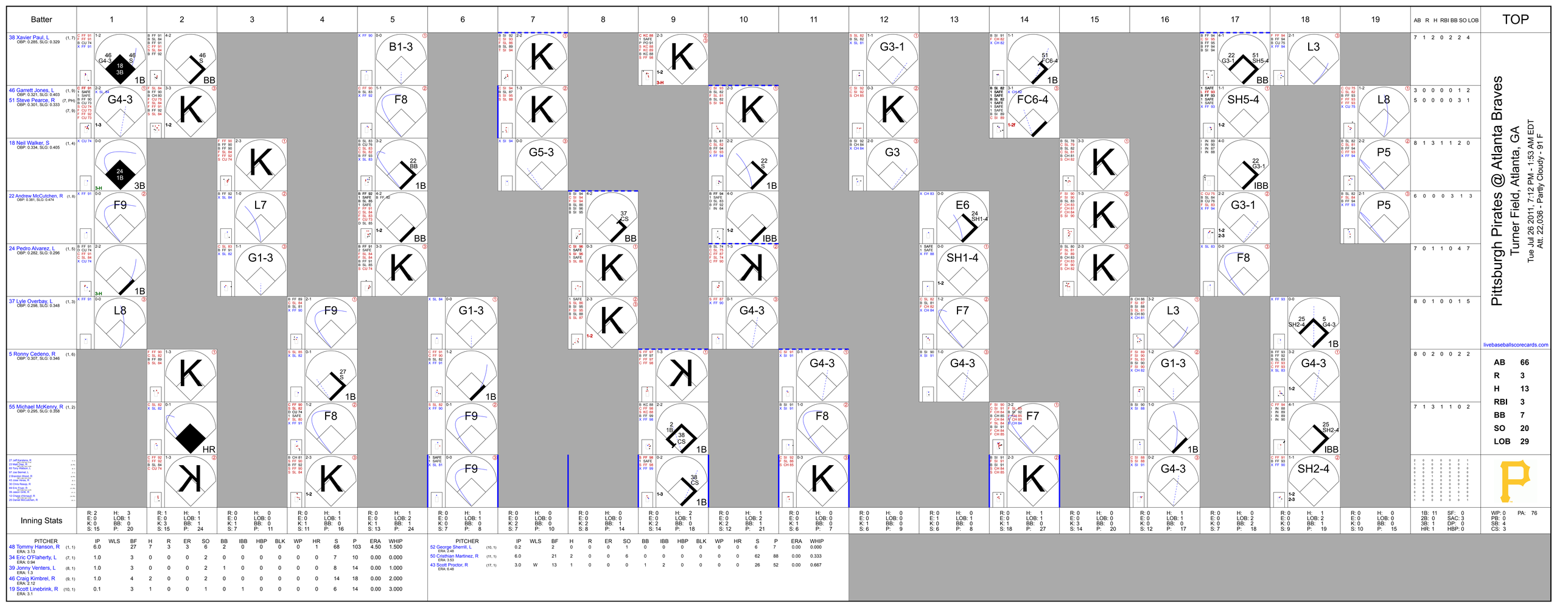

PITCHER		IP	WLS	BF	H	R	ER	SO	BB	IBB	HBP	BLK	WP	HR	S	P	ERA	WHIP
48 Tommy Hanson, R ERA: 3.13	(1, 1)	6.0		27	7	3	3	6	2	0	0	0	0	1	68	103	4.50	1.500
34 Eric O'Flaherty, L ERA: 0.94	(7, 1)	1.0		3	0	0	0	2	0	0	0	0	0	0	7	10	0.00	0.000
39 Jonny Venters, L ERA: 1.3	(8, 1)	1.0		3	0	0	0	2	1	0	0	0	0	0	8	14	0.00	1.000
46 Craig Kimbrel, R ERA: 2.12	(9, 1)	1.0		4	2	0	0	2	0	0	0	0	0	0	14	18	0.00	2.000
19 Scott Linebrink, R ERA: 3.1	(10, 1)	0.1		3	1	0	0	1	0	1	0	0	0	0	6	14	0.00	3.000

PITCHER		IP	WLS	BF	H	R	ER	SO	BB	IBB	HBP	BLK	WP	HR	S	P	ERA	WHIP
52 George Sherrill, L ERA: 3.48	(10, 1)	0.2		2	0	0	0	1	0	0	0	0	0	0	6	7	0.00	0.000
50 Cristhian Martinez, R ERA: 3.53	(11, 1)	6.0		21	2	0	0	6	0	0	0	0	0	0	62	88	0.00	0.333
43 Scott Proctor, R ERA: 6.48	(17, 1)	3.0	W	13	1	0	0	0	1	2	0	0	0	0	26	52	0.00	0.667

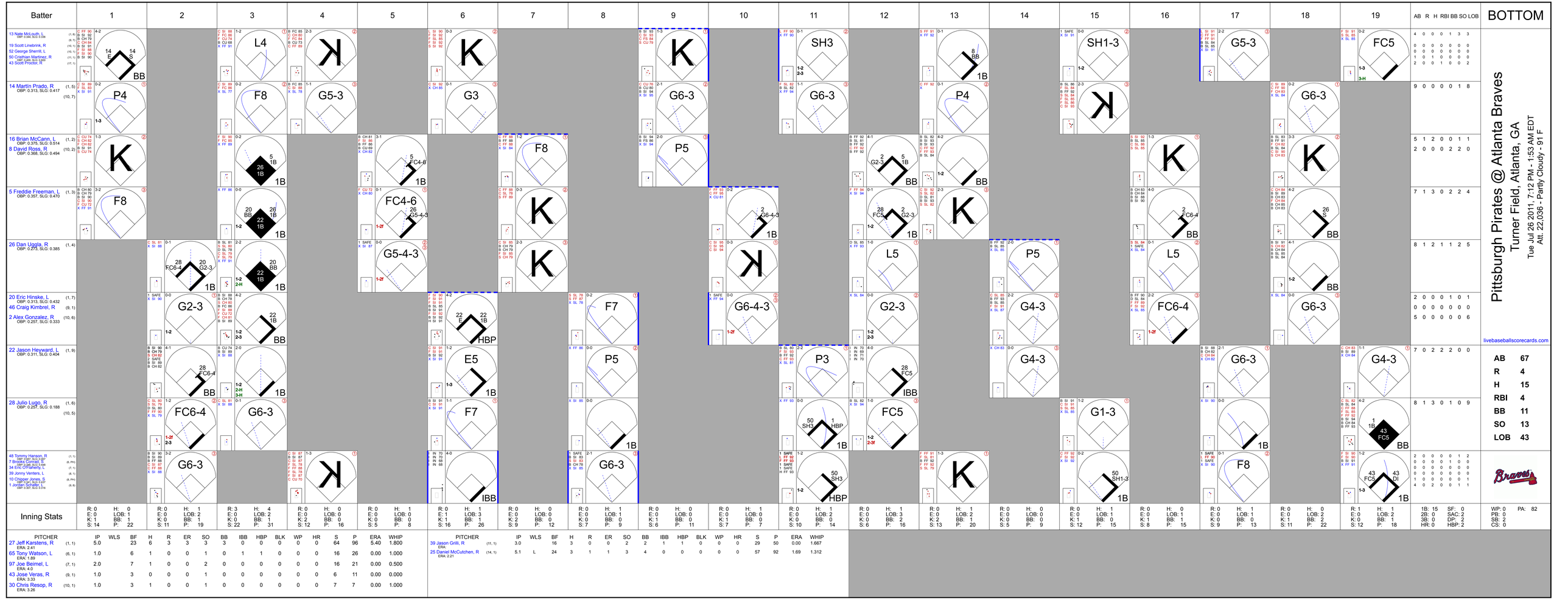
Batter
1
2
3
4
5
6
7
8
9
10
11
12
13
14
15
16
17
18
19
AB R H RBI BB SO LOB
BOTTOM
13 Nate McLouth, L OBP: 0.344, SLG: 0.536
19 Scott Linebrink, R
52 George Sherrill, L
50 Cristhian Martinez, R OBP: 0.000, SLG: 0.000
43 Scott Proctor, R
14 Martin Prado, R OBP: 0.313, SLG: 0.417
16 Brian McCann, L OBP: 0.375, SLG: 0.514
8 David Ross, R OBP: 0.368, SLG: 0.494
5 Freddie Freeman, L OBP: 0.397, SLG: 0.470
26 Dan Uggla, R OBP: 0.275, SLG: 0.385
20 Eric Hinske, L OBP: 0.313, SLG: 0.432
46 Craig Kimbrel, R
2 Alex Gonzalez, R OBP: 0.257, SLG: 0.333
22 Jason Heyward, L OBP: 0.311, SLG: 0.404
28 Julio Lugo, R OBP: 0.257, SLG: 0.188
48 Tommy Hanson, R
7 Brooks Conrad, R OBP: 0.348, AVG: 0.448
34 Eric O'Flaherty, L
39 Jonny Venters, L
10 Chipper Jones, S OBP: 0.400, SLG: 0.437
1 Jordan Schafer, R OBP: 0.267, SLG: 0.316
Pittsburgh Pirates @ Atlanta Braves
Turner Field, Atlanta, GA
Tue Jul 26 2011, 7:12 PM - 1:53 AM EDT
Att: 22,036 - Partly Cloudy - 91 F
livebaseballscorecards.com
AB 67
R 4
H 15
RBI 4
BB 11
SO 13
LOB 43
Inning Stats
PITCHER IP WLS BF H R ER SO BB IBB HBP BLK WP HR S P ERA WHIP
27 Jeff Karstens, R (1, 1) ERA: 2.41 5.0 23 6 3 3 3 3 0 0 0 0 0 64 96 5.40 1.800
65 Tony Watson, L (6, 1) ERA: 1.69 1.0 6 1 0 0 1 0 1 1 0 0 0 16 26 0.00 1.000
97 Joe Beimel, L (7, 1) ERA: 4.0 2.0 7 1 0 0 2 0 0 0 0 0 0 16 21 0.00 0.500
43 Jose Veras, R (9, 1) ERA: 3.33 1.0 3 0 0 0 1 0 0 0 0 0 0 6 11 0.00 0.000
30 Chris Resop, R (10, 1) ERA: 3.26 1.0 3 1 0 0 1 0 0 0 0 0 0 7 7 0.00 1.000
PITCHER IP WLS BF H R ER SO BB IBB HBP BLK WP HR S P ERA WHIP
39 Jason Grilli, R (11, 1) ERA: 3.0 16 3 0 0 2 2 1 1 0 0 0 0 29 50 0.00 1.667
25 Daniel McCutchen, R (14, 1) ERA: 2.21 5.1 L 24 3 1 1 3 4 0 0 0 0 0 57 92 1.69 1.312
1B: 15 SF: 0
2B: 0 SAC: 2
3B: 0 DP: 2
HR: 0 HBP: 2
WP: 0 PA: 82
PB: 0
SB: 2
CS: 0

Batter	1	2	3	4	5	6	7	8	9	10	AB	R	H	RBI	BB	SO	LOB
38 Xavier Paul, L (1, 7) OBP: 0.286, SLG: 0.329 23 Matt Diaz, R (8, PH) OBP: 0.299, SLG: 0.343 (8, 7)	B FF 87 C FF 86 S SL 78 B SI 88 X CH 83 2-2 G3 ①		B SI 86 X CH 85 1-0 46 CS 1B		C CH 82 B SL 79 S SL 81 F SL 80 B SL 80 F SI 90 X CH 84 2-2 G4-3 ③			C FF 92 B FF 92 C SL 88 B FF 92 B FF 87 S SL 86 3-3 K ①			3 1	0 0	1 0	0 0	0 0	0 1	0 0
46 Garrett Jones, L (1, 9) OBP: 0.320, SLG: 0.412	C FF 87 B FF 88 X FF 87 1-1 F8 ②		B CH 85 S SL 78 P PO 83 S SL 79 X FF 89 2-2 F7 ① ② 1-2			B CH 80 B CH 82 B SI 87 C SI 88 X SI 88 3-1 HR		F SL 86 B SI 93 S SI 92 B FF 94 F SL 87 S SI 93 2-3 K ②			4	1	1	1	0	1	1
18 Neil Walker, S (1, 4) OBP: 0.336, SLG: 0.406	B SI 88 C SI 87 F FF 88 X CH 84 1-2 22 BB 1B		C SI 87 X FF 89 0-1 G3-1 ③			X CH 82 0-0 22 CS 1B		B SL 87 F SI 93 B SI 92 X SI 93 2-1 G4-3 ③			4	0	2	0	0	0	0
22 Andrew McCutchen, R (1, 8) OBP: 0.380, SLG: 0.470	B FF 91 B FF 90 B CH 83 C SI 89 F CH 83 B FF 91 4-2 1-2 BB			B SI 87 C SL 78 B SL 78 B SL 80 X CH 83 3-1 F7 ①		C SI 88 1 SAFE B SL 81 S SL 80 X SL 80 1-2 G5-3 ① ② 1-2			B FF 95 B FF 95 X FF 96 2-0 F7 ①		3	0	0	0	1	0	1
24 Pedro Alvarez, L (1, 5) OBP: 0.288, SLG: 0.304	B CH 84 F SI 89 F SL 79 C CH 84 1-3 K ③			C FF 88 B FF 87 F FF 90 F SL 79 B SI 88 F SI 88 F CH 84 B CH 84 F CH 84 4-2 B SI 81 51 1B 2 F7-2 BB		F CH 84 B SI 89 X FF 89 1-1 2B			S KC 87 S FF 97 T FF 98 0-2 K ②		3	0	1	0	1	2	2
51 Steve Pearce, R (1, 3) OBP: 0.299, SLG: 0.329		F FF 87 B SI 88 B SI 87 S CH 83 F FF 90 F SL 79 X SI 89 2-2 E9		S SL 80 S SL 80 B SI 90 X SI 90 1-2 1-3 1B		C SI 87 B SL 81 X SL 81 1-1 F8 ③			B FF 97 C KC 86 C KC 88 B KC 88 S FF 97 2-3 K ③		4	0	1	0	0	1	1
2 Brandon Wood, R (1, 6) OBP: 0.280, SLG: 0.341		B SI 86 C FF 88 F FF 88 F SL 81 S FF 90 1-3 K ①		B SI 88 S SL 81 1 SAFE S FF 91 B FF 91 1 SAFE X SL 80 2-2 F7-2 ② ③ 3-H			S SL 76 B SL 77 S FF 88 B SI 91 B FF 91 F FF 91 F SL 79 B FF 91 4-2 28 B1-6-4 BB		F SI 93 B SI 93 C SL 81 X FF 95 1-2 F9 ①	3	0	0	0	1	1	3
69 Eric Fryer, R (1, 2) OBP: 0.333, SLG: 0.273		B SL 80 C SI 90 X FF 89 1-1 L9 ②			X FF 86 0-0 G6-3 ①		1 SAFE L SI 88 1 SAFE L SI 88 S FF 90 0-3 K ①		F FF 94 F SL 81 B FF 94 X SL 81 1-2 37 L3 1B	4	0	1	0	0	1	2
28 Paul Maholm, L (1, 1) OBP: 0.186, SLG: 0.125 65 Tony Watson, L (8, 1) 43 Jose Veras, R (9, 1) 37 Lyle Overbay, L (10, PH) OBP: 0.297, SLG: 0.347 63 Chris Leroux, L (10, 1)		C FF 88 S SL 79 C FF 89 0-3 K ③			C CH 84 B CH 86 B FF 87 B FF 87 C FF 88 F SI 87 X FC 88 3-2 G3-1 ②		X FF 88 0-0 B1-6-4 ② ③ 1-2f		S FF 93 B SI 94 1 SAFE X FO 84 1-1 L3 ② ③ 1-1	3 0 0 1 0	0 0 0 0 0	0 0 0 0 0	0 0 0 0 0	1 0 0 0 0	0 0 0 0 0	2 0 0 1 0
Inning Stats	R: 0 H: 1 E: 0 LOB: 2 K: 1 BB: 1 S: 13 P: 22	R: 0 H: 0 E: 1 LOB: 1 K: 2 BB: 0 S: 14 P: 18	R: 0 H: 1 E: 0 LOB: 0 K: 0 BB: 0 S: 7 P: 9	R: 0 H: 1 E: 0 LOB: 1 K: 0 BB: 1 S: 14 P: 24	R: 0 H: 0 E: 0 LOB: 0 K: 0 BB: 0 S: 10 P: 15	R: 1 H: 3 E: 0 LOB: 1 K: 0 BB: 0 S: 10 P: 16	R: 0 H: 0 E: 0 LOB: 0 K: 1 BB: 1 S: 8 P: 12	R: 0 H: 0 E: 0 LOB: 0 K: 2 BB: 0 S: 9 P: 16	R: 0 H: 0 E: 0 LOB: 0 K: 2 BB: 0 S: 7 P: 11	R: 0 H: 1 E: 0 LOB: 0 K: 0 BB: 0 S: 8 P: 11	1B: 5 2B: 3 3B: 0 HR: 1	SF: 0 SAC: 0 DP: 3 HBP: 0						

PITCHER	IP	WLS	BF	H	R	ER	SO	BB	IBB	HBP	BLK	WP	HR	S	P	ERA	WHIP
49 Jair Jurrjens, R (1, 1) ERA: 2.38	7.0		27	6	1	1	4	3	0	0	0	0	1	76	116	1.29	1.286
34 Eric O'Flaherty, L (8, 1) ERA: 0.92	1.0		3	0	0	0	2	0	0	0	0	0	0	9	16	0.00	0.000
46 Craig Kimbrel, R (9, 1) ERA: 2.08	1.0		3	0	0	0	2	0	0	0	0	0	0	7	11	0.00	0.000
19 Scott Linebrink, R (10, 1) ERA: 3.02	1.0	W	3	1	0	0	0	0	0	0	0	0	0	8	11	0.00	1.000

PITCHER	IP	WLS	BF	H	R	ER	SO	BB	IBB	HBP	BLK	WP	HR	S	P	ERA	WHIP

TOP

Pittsburgh Pirates @ Atlanta Braves

Turner Field, Atlanta, GA

Wed Jul 27 2011, 7:12 PM - 10:25 PM EDT

Att. 24,186 - Partly Cloudy - 91 F

livebaseballscorecards.com

AB	33
R	1
H	7
RBI	1
BB	3
SO	8
LOB	13

1B: 5 SF: 0 WP: 0 PA: 36
2B: 3 SAC: 0 PB: 0
3B: 0 DP: 3 SB: 0
HR: 1 HBP: 0 CS: 2

Pittsburgh Pirates @ Atlanta Braves

Turner Field, Atlanta, GA

Wed Jul 27 2011, 7:12 PM - 10:25 PM EDT

Att. 24,186 - Partly Cloudy - 91 F

livebaseballscorecards.com

Batter	1	2	3	4	5	6	7	8	9	10	AB	R	H	RBI	BB	SO	LOB
13 Nate McLouth, L (1, 8) OBP: 0.345, SLG: 0.337	F SI 87 B SL 78 C SI 87 F FF 88 F SL 78 B SL 79 X SI 87 2-2 G4-3		C FF 86 B SL 80 C FF 88 X CU 72 1-2 G1-3		B CU 72 S SI 86 S CU 69 S FF 89 1-3 K		B SL 76 C CU 71 B SL 77 F SI 85 X SL 78 2-2 1B			B SI 94 X SI 94 1-0 5 1B 8 1B 1B	5	1	2	0	0	1	1
14 Martín Prado, R (1, 7) OBP: 0.314, SLG: 0.420	F FF 87 X CH 82 0-1 2B		C FF 88 X FF 88 0-1 P4			C CH 82 B CU 69 X FC 81 1-1 26 1B 8 1B	1 SAFE B FF 86 1 SAFE C FC 82 1 SAFE X FF 86 1-1 G5-3			1 SAFE L SL 83 1 SAFE B SI 94 L SI 93 X FF 95 1-2 F9	5	1	2	0	0	0	3
5 Freddie Freeman, L (1, 3) OBP: 0.360, SLG: 0.474	B SI 88 X FC 82 1-0 G6-3			C CU 70 B SL 80 F SI 84 B SI 86 F SI 87 X SL 78 2-2 8 SH5-4 2B		1 SAFE F SI 85 1 SAFE F SL 79 B SI 85 1 SAFE D CU 72 B SI 86 T FC 83 3-2 K		S SI 89 F SL 85 X SI 91 0-2 8 G4-6-3 1B		S SI 95 1 SAFE 1 SAFE F FF 96 D SL 85 F SI 95 X SL 84 1-2 8 1B 26 IBB 1-3 1B	5	0	3	0	0	1	1
26 Dan Uggla, R (1, 4) OBP: 0.279, SLG: 0.391		B SI 86 X CH 79 1-0 30 F8 2B		F FC 82 C FC 84 B FF 89 D CH 81 B SL 79 X FC 83 3-2 8 SH5-4 1B		D SI 87 B CH 80 C FC 82 1 SAFE X CH 80 2-1 8 1B 1-2 1B		1 SAFE X SI 92 0-0 F9		I IN 78 I IN 79 I IN 80 I IN 80 4-0 8 1B 1-2 IBB	4	0	3	0	1	0	1
8 David Ross, R (1, 2) OBP: 0.374, SLG: 0.494		C FF 86 L FC 83 X SI 87 0-2 F9		C FF 87 X FC 83 0-1 SH5-4 1-2 2-3		S FF 86 F FC 83 B FF 87 F CH 81 F CU 71 X SL 81 1-2 1-2 2-H 1B		1 SAFE X SI 91 0-0 G4-6-3 1-2f		X SI 94 0-0 1-2 2-3 3-H 1B	4	0	2	2	0	0	2
30 Wilkin Ramirez, R (1, 9) OBP: 0.333, SLG: 0.308 10 Chipper Jones, S (9, PH) OBP: 0.340, SLG: 0.436 19 Scott Linebrink, R (10, 1)		B FC 84 B SI 87 X SI 86 2-0 F8 2-3		S FF 88 B CU 72 B FC 84 B FF 87 X FF 87 3-1 P6		F CU 72 1 SAFE F CH 77 B SI 87 S SL 78 1-3 K			X SI 91 0-0 G6-3		3 1 0	0 0 0	0 0 0	0 0 0	0 0 0	1 0 0	5 0 0
28 Julio Lugo, R (1, 5) OBP: 0.231, SLG: 0.167		B CH 81 S FC 84 C CU 73 B FF 88 S SL 80 2-3 K		B CU 71 B FF 87 S FC 84 F FC 85 S SL 80 2-3 K		C FF 86 F FC 83 B SL 80 C CH 79 1-3 K			B SI 94 C SI 91 C CU 77 B CU 80 C CU 77 2-3 K		4	0	0	0	0	4	5
2 Alex Gonzalez, R (1, 6) OBP: 0.260, SLG: 0.338			X SI 86 0-0 49 SH2-3 1B		F SI 85 C CU 70 B CU 72 B SI 87 F SI 87 B SL 81 S FF 87 3-3 K		C CH 79 X CH 78 0-1 G3-1		X SI 94 0-0 2B		4	0	2	0	0	1	0
49 Jair Jurrjens, R (1, 1) OBP: 0.125, SLG: 0.103 7 Brooks Conrad, S (7, PH) OBP: 0.341, SLG: 0.441 34 Eric O'Flaherty, L (8, 1) 46 Craig Kimbrel, R (9, 1) 20 Eric Hinske, L (9, PH) OBP: 0.312, SLG: 0.429 (10, 9)			X SI 85 0-0 SH2-3 1-2		X SI 87 0-0 G1-3		B CH 80 F FC 83 C CU 71 C SI 85 1-3 K		C FS 84 B CU 78 S FS 83 C CU 78 1-3 K		1 1 0 0 1	0 0 0 0 0	0 0 0 0 0	0 1 0 0 1	0 0 0 0 1	0 0 0 0 1	0 0 0 0 1

BOTTOM	
AB	38
R	2
H	14
RBI	2
BB	1
SO	10
LOB	19

Inning Stats	1	2	3	4	5	6	7	8	9	10
	R: 0 E: 0 K: 0 S: 8	R: 0 E: 0 K: 1 S: 8	R: 0 E: 0 K: 0 S: 7	R: 0 E: 0 K: 1 S: 14	R: 0 E: 0 K: 2 S: 8	R: 1 E: 0 K: 3 S: 18	R: 0 E: 0 K: 1 S: 10	R: 0 E: 0 K: 0 S: 5	R: 0 E: 0 K: 2 S: 8	R: 1 E: 0 K: 0 S: 9
	H: 1 LOB: 0 BB: 0 P: 11	H: 1 LOB: 1 BB: 0 P: 13	H: 1 LOB: 1 BB: 0 P: 8	H: 2 LOB: 2 BB: 0 P: 24	H: 0 LOB: 0 BB: 0 P: 12	H: 3 LOB: 2 BB: 0 P: 27	H: 1 LOB: 1 BB: 0 P: 14	H: 1 LOB: 0 BB: 0 P: 5	H: 1 LOB: 1 BB: 0 P: 11	H: 3 LOB: 3 BB: 1 P: 16

1B: 10	SF: 0	WP: 0	PA: 41
2B: 4	SAC: 2	PB: 0	
3B: 0	DP: 1	SB: 0	
HR: 0	HBP: 0	CS: 0	

PITCHER		IP	WLS	BF	H	R	ER	SO	BB	IBB	HBP	BLK	WP	HR	S	P	ERA	WHIP
28 Paul Maholm, L ERA: 3.16	(1, 1)	7.0		29	9	1	1	8	0	0	0	0	0	0	73	109	1.29	1.286
65 Tony Watson, L ERA: 1.8	(8, 1)	1.0		3	1	0	0	0	0	0	0	0	0	0	5	5	0.00	1.000
43 Jose Veras, R ERA: 3.26	(9, 1)	1.0		4	1	0	0	2	0	0	0	0	0	0	8	11	0.00	1.000
63 Chris Leroux, R ERA: 1.5	(10, 1)	0.1	L	5	3	1	1	0	0	1	0	0	0	0	9	16	27.00	9.000

PITCHER		IP	WLS	BF	H	R	ER	SO	BB	IBB	HBP	BLK	WP	HR	S	P	ERA	WHIP

Batter	1	2	3	4	5	6	7	8	9	AB	R	H	RBI	BB	SO	LOB
38 Xavier Paul, L (1, 7) OBP: 0.283, SLG: 0.325	B SI 88 X SI 87 1-0 ① G4-3	B CH 83 X SI 89 1-0 ②③ G1-6-3 1-2f			C SI 86 F CH 82 X SL 81 0-2 46 1B; 22 2B; 1B	F FF 92 B FF 94 B CU 78 X FF 94 2-1 ③ F7		C SL 72 S SL 73 B SL 72 B FF 90 C FF 88 2-3 ③ K		5	1	1	0	0	1	2
46 Garrett Jones, L (1, 9) OBP: 0.322, SLG: 0.412 51 Steve Pearce, R (9, PH) OBP: 0.308, SLG: 0.329 (9, 9)	C SI 88 B SL 82 F CH 83 B CH 84 B SL 82 S CH 84 3-3 ② K		C SI 87 B SI 89 S CH 83 B SI 89 B CH 83 B SI 88 4-2 24 G3; 18 1B; BB		S CH 82 1 SAFE X FC 85 0-1 22 2B; 24 G3; 1-3; 1B	C FF 92 B CU 78 B CU 78 F FF 92 B CH 88 S FF 93 3-3 ① K		B FF 86 B SL 69 B FC 84 C FF 85 B FF 88 4-1 22 HR; BB	3 0	1 1	1 0	0 0	1 1	2 0	0 0
22 Andrew McCutchen, R (1, 8) OBP: 0.382, SLG: 0.483	C SI 89 B SI 89 C FC 86 B SL 83 X SL 83 2-2 18 1B; 1B		C SL 82 S SI 88 C FC 86 0-3 ① K		X SI 87 0-0 24 G3; 1-3; 3-H; 2B	C CU 79 B CU 79 S FF 92 B FF 91 X FF 93 2-2 ② F9			X SL 73 0-0 1-H HR	5	1	3	3	0	1	1
18 Neil Walker, S (1, 4) OBP: 0.339, SLG: 0.407	C SL 81 1 SAFE B SI 88 X FC 86 1-1 1-2 1B		C SI 88 B SI 88 B SI 88 1 SAFE C CH 82 1 SAFE 1 SAFE X SI 88 2-2 24 G3; 1-2; 1B		C FC 85 X SL 80 0-1 ① F8	B FF 93 B CH 88 B FF 92 C FF 92 B FF 92 4-1 37 WP; 24 BB; BB			C FF 85 B SL 74 X SL 72 1-1 ① G6-3	4	0	2	0	1	0	2
24 Pedro Alvarez, L (1, 5) OBP: 0.285, SLG: 0.296	B SI 89 B CH 83 F SL 80 F SI 88 F CH 84 B SI 89 F CH 84 F SL 81 S SL 81 3-3 ③ K		T CH 83 B SI 88 S SI 88 X FC 85 1-2 ② G3; 1-2; 2-3		B FC 86 F FC 86 F FC 85 B SI 89 D CH 84 F SI 89 X SL 82 3-2 ② G3; 2-3; 3-H	B FF 92 1 SAFE S CH 86 S FF 93 B FF 94 B FF 95 D CU 80 4-2 37 BB; 1-2; BB			C FF 87 C FF 88 S FF 87 0-3 ② K	4	0	0	1	1	2	5
37 Lyle Overbay, L (1, 3) OBP: 0.301, SLG: 0.345		C SI 88 B SI 88 B CH 83 S CH 83 B CH 83 B SL 81 4-2 55 2B; 29 1B; BB	F FC 86 F SL 81 X FC 86 0-2 ③ G3		B FC 84 B SI 87 B SI 88 B SI 88 4-0 BB	B FF 92 B FF 93 2 SAFE B CU 78 B FF 92 4-0 1-2; 2-3; BB			F FF 86 C FC 89 S SL 74 0-3 ③ K	2	1	0	0	3	1	2
5 Ronny Cedeno, R (1, 6) OBP: 0.303, SLG: 0.341		B SI 88 C SI 87 T SI 88 F SI 88 B SL 82 1 SAFE B SI 87 X CH 83 3-2 ① F9		B SI 87 X SI 87 1-0 ① L1-3	B SL 81 B B C SI 87 S X SI 87 3-2 ③ L1		C FF 92 S FF 91 S FF 93 0-3 ③ K			4	0	0	0	0	1	6
55 Michael McKenry, R (1, 2) OBP: 0.293, SLG: 0.364		C SI 88 F SI 88 B SI 89 F SL 82 X FC 86 1-2 29 1B; 1-3; 2B		B SI 88 S CH 83 B SI 88 F SI 88 S SI 87 2-3 ② K		F FF 92 F CU 79 B FF 93 S FF 92 1-3 ① K		B SL 70 B FF 86 C SL 70 F FF 85 F FF 89 B SL 68 S SL 72 3-3 ① K		4	0	1	0	0	3	0
29 Kevin Correia, R (1, 1) OBP: 0.119, SLG: 0.146 97 Joel Beimel, L (7, 1) Joel Hanrahan, R (8, 1)		S SL 80 S SI 88 X SL 81 0-2 38 G1-6-3; 2-3; 3-H; 1B		C SI 87 B SI 88 F SI 88 S SI 88 1-3 ③ K		B FF 92 C FF 91 S FF 91 F FF 93 S FF 92 1-3 ② K		C FF 87 B FF 89 C FF 87 C FF 88 1-3 ② K		3 1 0	0 0 0	1 0 0	1 0 0	0 0 0	2 1 0	0 0 0
Inning Stats	R: 0 E: 0 K: 2 S: 15 H: 2 LOB: 2 BB: 0 P: 25	R: 1 E: 0 K: 0 S: 14 H: 2 LOB: 1 BB: 1 P: 23	R: 0 E: 0 K: 1 S: 14 H: 1 LOB: 2 BB: 1 P: 21	R: 0 E: 0 K: 2 S: 7 H: 0 LOB: 0 BB: 0 P: 11	R: 2 E: 0 K: 0 S: 15 H: 3 LOB: 2 BB: 1 P: 25	R: 0 E: 0 K: 2 S: 9 H: 0 LOB: 0 BB: 0 P: 13	R: 0 E: 0 K: 2 S: 12 H: 0 LOB: 3 BB: 3 P: 29	R: 0 E: 0 K: 3 S: 10 H: 0 LOB: 0 BB: 0 P: 16	R: 2 E: 0 K: 2 S: 10 H: 1 LOB: 0 BB: 1 P: 15	1B: 6 2B: 2 3B: 0 HR: 1 SF: 0 SAC: 0 DP: 1 HBP: 0						

TOP

Pittsburgh Pirates @ Atlanta Braves

Turner Field, Atlanta, GA

Thu Jul 28 2011, 7:10 PM - 10:56 PM EDT

Att. 38,355 - Partly Cloudy - 89 F

livebaseballscorecards.com

AB	35
R	5
H	9
RBI	5
BB	7
SO	14
LOB	18

WP: 1 PB: 0 SB: 0 CS: 0 PA: 42

PITCHER		IP	WLS	BF	H	R	ER	SO	BB	IBB	HBP	BLK	WP	HR	S	P	ERA	WHIP
32 Derek Lowe, R ERA: 4.52	(1, 1)	5.0	L	25	8	3	3	5	3	0	0	0	0	0	65	105	5.40	2.200
38 Anthony Varvaro, R ERA:	(6, 1)	2.0		9	0	0	0	4	3	0	0	0	1	0	21	42	0.00	1.500
52 George Sherrill, L ERA: 2.9	(8, 1)	2.0		8	1	2	2	5	1	0	0	0	0	1	20	31	9.00	1.000

PITCHER	IP	WLS	BF	H	R	ER	SO	BB	IBB	HBP	BLK	WP	HR	S	P	ERA	WHIP

BOTTOM

Pittsburgh Pirates @ Atlanta Braves

Turner Field, Atlanta, GA

Thu Jul 28 2011, 7:10 PM - 10:56 PM EDT

Att. 38,355 - Partly Cloudy - 89 F

livebaseballscorecards.com

Batter	1	2	3	4	5	6	7	8	9	AB	R	H	RBI	BB	SO	LOB
13 Nate McLouth, L (1, 8) OBP: 0.344, SLG: 0.333	F FF 90 B FF 91 B CH 87 B FF 91 F FF 90 B FF 92 4-2 5 1B 20 2B BB	C CH 88 D CU 78 X FC 90 1-1 P6 ③			B FF 90 C FF 88 C FC 89 F CU 80 B FC 92 C FF 91 2-3 K ②			F FF 88 B SL 78 X SL 79 1-1 P5 ①		3	1	0	0	1	1	2
14 Martín Prado, R (1, 5) OBP: 0.313, SLG: 0.418	B FF 90 X FF 91 1-0 F7 ①		X SI 90 0-0 5 CS 1B		B X FF 90 1-0 G6-3 ③			B SI 85 F SI 86 F SI 84 X CH 80 1-2 G4-3 ②		4	0	1	0	0	0	2
5 Freddie Freeman, L (1, 3) OBP: 0.364, SLG: 0.480	X SI 92 0-0 20 2B 1-3 1B		B CH 85 B CH 86 F SI 93 B SL 87 F FC 89 F SI 92 S SL 86 3-3 K ①② 1-2			B CU 78 C CH 86 B SL 88 X FC 89 2-1 26 E 2B		F SL 79 X SL 77 0-1 1B		4	1	3	0	0	1	1
26 Dan Uggla, R (1, 4) OBP: 0.278, SLG: 0.390	C FF 89 B FF 88 X FF 89 1-1 P4 ②		B SI 92 X FF 93 1-0 F7 ③			X FC 90 0-0 E6 20 G3-6-3 2-H 1B		B SI 97 B FF 97 B FF 96 F FF 98 X FF 97 3-1 F9 ③		4	0	1	0	0	0	3
20 Eric Hinske, L (1, 7) OBP: 0.316, SLG: 0.436	B CU 79 B CH 87 B CH 87 X SI 90 3-0 1-3 3-H 2B			B SI 92 B FF 90 F SL 89 C SI 92 X SL 88 2-2 22 G1-6-3 1B		B CH 87 B C CH 86 F SL 89 X CU 77 2-2 G3-6-3 ①② 1-2f			F FF 97 B FF 96 F SL 86 B FF 98 X FF 98 2-2 F7 ①	4	0	2	1	0	0	1
8 David Ross, R (1, 2) OBP: 0.368, SLG: 0.494	C SL 88 X SI 93 0-1 F9 ③			B FF 91 F SL 88 C FC 90 T FF 92 1-2 K ①		T SI 93 F FF 93 B FC 89 B SI 93 X FF 92 2-2 F8 ③			B FF 98 X FF 97 1-0 2B	4	0	1	0	0	1	3
22 Jason Heyward, L (1, 9) OBP: 0.311, SLG: 0.401		B SI 91 X FF 90 1-0 32 SH1 1B		F FF 90 X CH 88 0-1 G1-6-3 ②③ 1-2f			C FF 89 B CU 79 B CU 79 F SI 90 B FF 91 F SI 92 F FF 88 F FF 91 X FF 91 3-2 F8 ①		S FF 99 X FF 98 0-1 F7 ②	4	0	1	0	0	0	2
2 Alex Gonzalez, R (1, 6) OBP: 0.262, SLG: 0.339		C SL 88 X SI 92 0-1 L6 ①			C SL 87 B FF 89 X FC 90 1-1 32 SH1-3 1B		B CU 79 C SL 90 B FC 90 B FC 90 S SI 91 X SI 89 3-2 10 G5-4-3 1B		C SL 87 S SL 87 D SL 86 X FF 99 1-2 F8 ③	4	0	2	0	0	0	2
32 Derek Lowe, R (1, 1) OBP: 0.256, SLG: 0.324 38 Anthony Varvaro, R (6, 1) 10 Chipper Jones, S (7, PH) OBP: 0.339, SLG: 0.434 52 George Sherrill, L (8, 1)		X SI 91 0-0 SH1 ② 1-2			X SI 89 0-0 SH1-3 ① 1-2		X SI 84 0-0 G5-4-3 ②③ 1-2f			0 0 1 0	0 0 0 0	0 0 0 0	0 0 0 0	0 0 0 0	0 0 0 0	0 0 1 0

Inning Stats	1	2	3	4	5	6	7	8	9
	R: 1 E: 0 K: 0 S: 9 H: 2 LOB: 2 BB: 1 P: 18	R: 0 E: 0 K: 0 S: 6 H: 1 LOB: 1 BB: 0 P: 8	R: 0 E: 0 K: 1 S: 6 H: 1 LOB: 0 BB: 0 P: 10	R: 0 E: 0 K: 1 S: 8 H: 1 LOB: 0 BB: 0 P: 11	R: 0 E: 0 K: 1 S: 8 H: 1 LOB: 1 BB: 0 P: 12	R: 1 E: 1 K: 0 S: 9 H: 2 LOB: 0 BB: 0 P: 15	R: 0 E: 0 K: 0 S: 10 H: 1 LOB: 0 BB: 0 P: 16	R: 0 E: 0 K: 0 S: 9 H: 1 LOB: 1 BB: 0 P: 14	R: 0 E: 0 K: 0 S: 9 H: 1 LOB: 1 BB: 0 P: 13

| | | |

Batter	1	2	3	4	5	6	7	8	9	AB	R	H	RBI	BB	SO	LOB
1 Emilio Bonifácio, S (1, 5) OBP: 0.372, SLG: 0.378	C FF 92 B FF 92 S SL 86 B FF 94 F FF 94 B FF 94 S SL 86 3-3 ① K		S FF 90 F FF 92 B FF 92 S SL 82 1-3 ③ K2-3			X FF 92 0-0 ① B5-3		B FF 92 B SI 92 C SI 90 X SL 84 2-1 ③ G5-3		4	0	0	0	0	2	1
13 Omar Infante, R (1, 4) OBP: 0.312, SLG: 0.328	B FF 93 F FF 92 F FF 92 B FF 94 X FF 95 2-2 ② P3			C SL 82 C FF 91 X FF 91 0-2 ① F9		C FF 93 F FF 93 B SL 84 B FF 93 B CU 76 X SL 84 3-2 ② G6-3			B FF 93 C SI 93 B FO 83 X FF 93 2-1 ① F9	4	0	0	0	0	0	0
15 Gaby Sanchez, R (1, 3) OBP: 0.366, SLG: 0.475	B FF 93 C FF 93 S FF 93 B FF 93 X FF 94 2-2 ③ F7			C FF 91 F CH 82 S SL 83 0-3 ② K		X FF 93 0-0 ③ F9			C FF 94 F SL 82 F FF 94 X SL 81 0-2 2B	4	0	1	0	0	1	0
2 Hanley Ramirez, R (1, 6) OBP: 0.334, SLG: 0.383		F FF 91 F FF 92 B FF 93 B CU 74 X FF 92 2-2 ① F8		C FF 91 F FF 93 B SL 83 C FF 94 1-3 ③ K			B FF 91 B FF 91 F SL 85 F FF 92 B SL 85 X CH 81 3-2 ① G5-3		B FF 93 B FF 94 C FF 94 C SI 93 D SL 83 X FF 94 3-2 ② F9	4	0	0	0	0	1	1
20 Logan Morrison, L (1, 7) OBP: 0.329, SLG: 0.472		B FF 93 B FF 92 B SI 91 B FF 91 4-0 27 G6-4-3 BB			C SL 81 B SL 83 B FF 93 T FF 92 F FF 93 B CU 76 F CH 80 B FF 93 4-2 24 G5-4-3 27 E BB		C CU 74 B FF 93 C CH 79 S SL 84 1-3 ② K		C FF 93 F SI 93 C FF 95 0-3 ③ K	2	0	0	0	0	2	1
27 Giancarlo Stanton, R (1, 9) OBP: 0.333, SLG: 0.535		C SL 84 B FF 91 B CH 80 S SL 84 F FF 92 X SL 84 2-2 ② ③ G6-4-3 1-2f			B FF 91 S SL 83 X SL 82 1-1 FC6 24 G5-4-3 1-2		B FF 94 C FF 92 X CH 80 1-1 2B			3	0	1	0	0	0	2
24 Mike Cameron, R (1, 8) OBP: 0.250, SLG: 0.307			C SL 82 C FF 91 X CU 74 0-2 ① L7		B CU 74 B FF 90 F FF 90 C FF 89 B FF 93 X SL 82 3-2 ① ② G5-4-3 1-2f 2-3		B FF 90 X FF 90 1-0 ③ F7			3	0	0	0	0	0	3
14 John Buck, R (1, 2) OBP: 0.310, SLG: 0.378			B FF 93 B FF 91 C FF 92 X CH 80 2-1 32 SH1-4 1B		I IN 72 I IN 69 I IN 67 I IN 65 4-0 IBB			B FF 92 B FF 92 C FF 90 B FF 92 X FF 90 3-1 ① G6-3		2	0	1	0	1	0	0
32 Clay Hensley, R (1, 1) 11 Bryan Petersen, L (8, PH) OBP: 0.315, SLG: 0.333 40 Mike Dunn, L (8, 1)			B FF 91 L FF 90 1 SAFE X FF 91 1-1 ② SH1-4 1-2		B SL 82 S FF 91 C FF 90 F FF 93 F FF 92 B SL 83 S SL 84 2-3 ③ K			B SI 89 F FF 91 S SL 86 X SL 86 1-2 ② L3		1 1 0	0 0 0	0 0 0	0 0 0	0 0 0	1 0 0	2 0 0
Inning Stats	R: 0 E: 0 K: 1 S: 10 H: 0 LOB: 0 BB: 0 P: 17	R: 0 E: 0 K: 0 S: 7 H: 0 LOB: 0 BB: 1 P: 15	R: 0 E: 0 K: 1 S: 10 H: 1 LOB: 1 BB: 0 P: 14	R: 0 E: 0 K: 2 S: 9 H: 0 LOB: 0 BB: 0 P: 10	R: 0 E: 1 K: 1 S: 14 H: 0 LOB: 2 BB: 2 P: 28	R: 0 E: 0 K: 0 S: 5 H: 0 LOB: 0 BB: 0 P: 8	R: 0 E: 0 K: 1 S: 9 H: 1 LOB: 1 BB: 0 P: 15	R: 0 E: 0 K: 0 S: 7 H: 0 LOB: 0 BB: 0 P: 13	R: 0 E: 0 K: 1 S: 12 H: 1 LOB: 1 BB: 0 P: 17	1B: 1 2B: 2 3B: 0 HR: 0 SF: 0 SAC: 1 DP: 2 HBP: 0						

PITCHER		IP	WLS	BF	H	R	ER	SO	BB	IBB	HBP	BLK	WP	HR	S	P	ERA	WHIP
37 Brandon Beachy, R ERA: 3.27	(1, 1)	7.1	W	26	2	0	0	6	2	1	0	0	0	0	66	112	0.00	0.545
34 Eric O'Flaherty, L ERA: 0.91	(8, 1)	0.2	H	2	0	0	0	0	0	0	0	0	0	0	5	8	0.00	0.000
19 Scott Linebrink, R ERA: 2.95	(9, 1)	1.0		4	1	0	0	1	0	0	0	0	0	0	12	17	0.00	1.000

PITCHER	IP	WLS	BF	H	R	ER	SO	BB	IBB	HBP	BLK	WP	HR	S	P	ERA	WHIP

TOP

Florida Marlins @ Atlanta Braves

Turner Field, Atlanta, GA

Fri Jul 29 2011, 7:38 PM - 10:10 PM EDT

Att. 36,063 - Partly Cloudy - 89 F

livebaseballscorecards.com

AB	28
R	0
H	3
RBI	0
BB	3
SO	7
LOB	10

WP: 0 PA: 32
PB: 0
SB: 0
CS: 0

Batter	1	2	3	4	5	6	7	8	9	AB	R	H	RBI	BB	SO	LOB
17 Jose Constanza, L (1, 8) OBP: 0.250, SLG: 0.250	C S F X 0-2 ① G1-3		C SI 87 B SI 87 X SI 86 1-1 ③ G4-3			B SI 86 X SI 86 1-0 ③ G2-3		F FF 95 B FF 96 C FF 95 F SL 90 X SL 89 1-2 14 1B 5 SF7 2-H 1B		4	1	1	1	0	0	0
14 Martin Prado, R (1, 5) OBP: 0.318, SLG: 0.422	B SI 88 B SI 88 X SI 87 2-0 5 1B 1B			C SL 79 X SL 78 0-1 ① P6			B SL 77 X SI 85 1-0 5 1B 26 HR 1B	1 SAFE C FF 94 F FF 94 1 SAFE X FF 94 0-2 1-3 1B		4	1	3	0	0	0	0
5 Freddie Freeman, L (1, 3) OBP: 0.365, SLG: 0.481	B SI 87 X SI 87 1-0 26 G5-4-3 1-3 1B			F SI 85 F CU 67 F CH 82 F SI 88 B CU 70 B CH 83 F CH 83 F SI 88 X CU 69 2-2 ② F9			1 SAFE 1 SAFE X SI 86 0-0 1-3 26 HR 1B	B FF 95 B SL 87 F FF 95 F FF 96 B SL 88 X FF 95 3-2 ② SF7 3-H		3	1	2	1	0	0	0
26 Dan Uggla, R (1, 4) OBP: 0.278, SLG: 0.396	C SI 89 1 SAFE B SL 81 S SL 81 F SI 90 X SL 81 1-2 ② ③ G5-4-3 1-2f			C SL 78 F SI 88 F CU 69 F SI 84 B SL 79 B SL 80 F CU 69 C SI 89 2-3 ③ K			F SL 80 X SL 79 0-1 1-H 3-H HR	B SI 93 F FF 95 C SL 86 F FF 96 S FF 94 1-3 ③ K		4	1	1	3	0	2	3
20 Eric Hinske, L (1, 7) OBP: 0.311, SLG: 0.429		B SI 86 C SI 86 B CH 81 F SI 86 F CH 82 F CU 70 B CU 70 S SI 88 3-3 ① K	B CH 79 B SI 86 C SI 85 X SI 85 2-1 ① G4-3			S CH 80 S CU 70 B CU 70 F CH 80 B CU 70 F SI 86 B SI 88 X CH 81 3-2 ① G4-3				3	0	0	0	0	1	0
8 David Ross, R (1, 2) OBP: 0.357, SLG: 0.477		F SI 89 X SL 78 0-1 ② G5-3	C SI 86 F SL 76 F CU 69 C SI 88 0-3 ② K			X SL 78 0-0 ② P2				3	0	0	0	0	1	0
22 Jason Heyward, L (1, 9) OBP: 0.308, SLG: 0.397		C SI 87 S CH 84 X SI 89 0-2 ③ G4-3	C CH 81 B SI 88 B SI 86 X CH 80 2-1 ③ F8			S CU 70 B CH 81 B SI 87 X CH 79 2-1 ③ G6-3				3	0	0	0	0	0	0
2 Alex Gonzalez, R (1, 6) OBP: 0.260, SLG: 0.337			F SI 85 B SL 77 B SL 76 B SI 86 X SI 87 3-1 ① P2			B SI 84 B SL 76 C SI 86 F SI 85 X SL 81 2-2 ① F9		B FF 94 B FF 94 C FF 94 C FF 94 T FF 95 2-2 ① K		3	0	0	0	0	1	0
37 Brandon Beachy, R (1, 1) OBP: 0.043, SLG: 0.043 34 Eric O'Flaherty, L (8, 1) 7 Brooks Conrad, S (8, PH) OBP: 0.349, SLG: 0.464 19 Scott Linebrink, R (9, 1)			B SI 88 F SI 86 F SI 88 X SL 77 1-2 ② G6-3			B SI 86 X SI 85 1-0 ② G5-3		S FF 95 B FF 95 X SL 87 1-1 17 1B 2B		2 0 1 0	0 0 1 0	0 0 1 0	0 0 1 0	0 0 0 0	0 0 0 0	0 0 0 0
Inning Stats	R: 0 E: 0 K: 0 S: 10 H: 2 LOB: 1 BB: 0 P: 14	R: 0 E: 0 K: 1 S: 10 H: 0 LOB: 0 BB: 0 P: 13	R: 0 E: 0 K: 0 S: 7 H: 0 LOB: 0 BB: 0 P: 12	R: 0 E: 0 K: 1 S: 15 H: 0 LOB: 0 BB: 0 P: 19	R: 0 E: 0 K: 1 S: 8 H: 0 LOB: 0 BB: 0 P: 12	R: 0 E: 0 K: 0 S: 5 H: 3 LOB: 0 BB: 0 P: 9	R: 3 E: 0 K: 0 S: 12 H: 3 LOB: 0 BB: 0 P: 18	R: 2 E: 0 K: 2 S: 19 H: 3 LOB: 1 BB: 0 P: 27		1B: 6 2B: 1 3B: 0 HR: 1	SF: 1 SAC: 0 DP: 1 HBP: 0					

PITCHER	IP	WLS	BF	H	R	ER	SO	BB	IBB	HBP	BLK	WP	HR	S	P	ERA	WHIP
32 Clay Hensley, R (1, 1) ERA: 3.09	7.0	L	25	5	3	3	3	0	0	0	0	0	1	67	97	3.86	0.714
40 Mike Dunn, L (8, 1) ERA: 3.75	1.0		6	3	2	2	2	0	0	0	0	0	0	19	27	18.00	3.000

PITCHER	IP	WLS	BF	H	R	ER	SO	BB	IBB	HBP	BLK	WP	HR	S	P	ERA	WHIP

BOTTOM

Florida Marlins @ Atlanta Braves

Turner Field, Atlanta, GA

Fri Jul 29 2011, 7:38 PM - 10:10 PM EDT

Att. 36,063 - Partly Cloudy - 89 F

livebaseballscorecards.com

AB	30
R	5
H	8
RBI	5
BB	0
SO	5
LOB	3

Batter	1	2	3	4	5	6	7	8	9	AB	R	H	RBI	BB	SO	LOB
1 Emilio Bonifácio, S (1, 5) OBP: 0.373, SLG: 0.383	C FS 85 X FC 84 0-1 ① G6-3			B CU 75 B SI 89 C FF 90 F FF 89 B SI 90 X SI 90 3-2 13 G1-6-3 1B		C FF 88 B FS 83 X FS 81 1-1 13 1B 2B		C CH 88 F SI 96 S SL 87 0-3 ② K 1-2		4	1	2	0	0	1	1
13 Omar Infante, R (1, 4) OBP: 0.314, SLG: 0.330	C FF 88 F SI 90 X FF 90 0-2 ② F8			X SI 90 0-0 ①② G1-6-3 1-2f		B FC 84 C SI 90 X SI 90 1-1 2-H 1B		B SI 96 C SI 96 S SL 87 F SL 87 F FF 96 X SI 95 1-2 15 BB 2-3 1B		4	0	2	1	0	0	1
15 Gaby Sanchez, R (1, 3) OBP: 0.367, SLG: 0.474	C FF 90 F SI 92 X FC 87 0-2 ③ F8			B SI 90 C FC 86 B FS 84 X SI 90 2-1 1B		S SI 90 S FC 86 B FF 90 B SI 91 X FC 85 2-2 ③ P6		B SL 86 B SI 95 B SI 95 C SI 94 B SI 95 4-1 1-2 BB		3	0	1	0	1	0	1
2 Hanley Ramirez, R (1, 6) OBP: 0.333, SLG: 0.381		B SI 90 X FC 84 1-0 ① G5-3		B SI 90 F SI 90 B SI 92 C CU 77 X FC 88 2-2 ③ F9			C FC 83 B FC 84 S FS 83 B FC 85 X SI 91 2-2 27 FC5-4 1B	C SI 96 B SI 95 C SL 87 S SL 87 1-3 ③ K		4	0	1	0	0	1	4
20 Logan Morrison, L (1, 7) OBP: 0.325, SLG: 0.466		B SI 90 X SI 90 1-0 ② F7			C CU 75 F FC 84 B FC 83 B SI 91 C SI 91 2-3 ① K		F FC 85 B SI 90 C SI 90 F SI 91 F SI 90 B FC 86 B SI 91 T FC 86 3-2 ① K		C FF 97 B FF 98 B KC 87 F FF 96 F FF 98 F KC 86 X FF 98 2-2 ① G4-3	4	0	0	0	0	2	1
27 Giancarlo Stanton, R (1, 9) OBP: 0.330, SLG: 0.529		S FC 86 B CU 77 S CU 77 B FC 85 S SI 92 2-3 ③ K			C SI 92 X SI 92 0-1 ② G5-3		S SI 90 B SL 91 B FC 84 X FC 84 2-2 ② 1-2f FC5-4		B FF 98 C FF 96 B FF 97 S FF 97 S FF 98 2-3 ② K	4	0	0	0	0	2	1
24 Mike Cameron, R (1, 8) OBP: 0.250, SLG: 0.313			C SI 88 F SI 90 X SI 91 0-2 19 L3-6 2B		B SI 91 B SI 92 C SI 90 B FC 83 F SI 91 S FC 85 3-3 ③ K		B SI 91 C FC 83 1 SAFE B SI 91 X CU 76 2-1 ③ L5		B FF 97 S FF 96 X FF 98 1-1 ③ F8	4	0	1	0	0	1	1
14 John Buck, R (1, 2) OBP: 0.307, SLG: 0.375			B SI 90 F SI 90 B FC 86 B FC 85 F SI 91 X SI 91 3-2 ① P3			X FC 81 0-0 ① G5-3		C SI 95 X SI 96 0-1 ① G4-3		3	0	0	0	0	0	1
19 Aníbal Sánchez, R (1, 1) OBP: 0.238, SLG: 0.179 10 Dewayne Wise, L (6, PH) OBP: 0.200, SLG: 0.208 44 Brian Sanches, R (6, 1) OBP: 0.200, SLG: 0.200 18 Wes Helms, R (8, PH) OBP: 0.278, SLG: 0.240 38 Randy Choate, L (8, 1) 31 Steve Cishek, R (8, 1)			B SI 91 X SI 90 1-0 ②③ L3-6 2-2			B SI 88 B SI 88 C FF 88 B SI 89 F FC 83 T FC 83 3-2 ② K		B SI 96 B SI 96 B SI 95 C SI 94 B SI 95 4-1 13 1B 1 WP BB		1 1 0 0 0 0 0	0 0 0 0 0 0 0	0 0 0 0 1 0 0	0 0 0 0 0 0 0	0 1 0 0 0 0 0	0 0 0 0 0 0 0	1 0 0 0 0 0 0

Inning Stats																					
	R: 0 E: 0 K: 0 S: 8	H: 0 LOB: 0 BB: 0 P: 8	R: 0 E: 0 K: 1 S: 5	H: 0 LOB: 0 BB: 0 P: 9	R: 0 E: 0 K: 0 S: 7	H: 1 LOB: 0 BB: 0 P: 11	R: 0 E: 0 K: 0 S: 9	H: 2 LOB: 1 BB: 0 P: 16	R: 0 E: 0 K: 2 S: 8	H: 0 LOB: 0 BB: 0 P: 13	R: 1 E: 0 K: 1 S: 11	H: 2 LOB: 1 BB: 0 P: 18	R: 0 E: 0 K: 1 S: 13	H: 1 LOB: 1 BB: 0 P: 22	R: 0 E: 0 K: 2 S: 15	H: 1 LOB: 3 BB: 2 P: 25	R: 0 E: 0 K: 1 S: 10	H: 0 LOB: 0 BB: 0 P: 15	1B: 5 2B: 3 3B: 0 HR: 0	SF: 0 SAC: 0 DP: 2 HBP: 0	WP: 1 PB: 0 SB: 0 CS: 0	PA: 34

PITCHER		IP	WLS	BF	H	R	ER	SO	BB	IBB	HBP	BLK	WP	HR	S	P	ERA	WHIP
15 Tim Hudson, R ERA: 3.31	(1, 1)	7.0	W	25	6	1	1	5	0	0	0	0	0	0	61	97	1.29	0.857
39 Jonny Venters, L ERA: 1.28	(8, 1)	1.0	H	6	1	0	0	2	2	0	0	0	1	0	15	25	0.00	3.000
46 Craig Kimbrel, R ERA: 2.04	(9, 1)	1.0		3	0	0	0	1	0	0	0	0	0	0	10	15	0.00	0.000

PITCHER	IP	WLS	BF	H	R	ER	SO	BB	IBB	HBP	BLK	WP	HR	S	P	ERA	WHIP

TOP

Florida Marlins @ Atlanta Braves

Turner Field, Atlanta, GA

Sat Jul 30 2011, 7:12 PM - 9:48 PM EDT

Att. 40,656 - Partly Cloudy - 80 F

livebaseballscorecards.com

AB	32
R	1
H	7
RBI	1
BB	2
SO	8
LOB	12

Florida Marlins @ Atlanta Braves

Turner Field, Atlanta, GA

Sat Jul 30 2011, 7:12 PM - 9:48 PM EDT

Att. 40,656 - Partly Cloudy - 80 F

livebaseballscorecards.com

BOTTOM

Batter	1	2	3	4	5	6	7	8	9	AB	R	H	RBI	BB	SO	LOB
17 Jose Constanza, L (1, 8) OBP: 0.125, SLG: 0.125	C FF 90 B FF 92 X FF 90 1-1 ① G4-3		B FF 93 X SI 93 1-0 ② G6-3 2-3		F FF 90 L CU 77 S SL 86 0-3 ① K	C FF 88 F FO 76 B FO 76 B FO 76 B SI 88 F FF 88 X SI 88 3-2 ③ G2-3				4	0	0	0	0	1	2
14 Martín Prado, R (1, 5) OBP: 0.320, SLG: 0.423	B FF 92 B SL 84 F FF 92 F CU 74 X FF 93 2-2 ② F8		C FF 93 X FC 93 0-1 5 1B 26 HR 1B 3-H		B CU 76 B CU 76 C SI 93 X SL 85 2-1 5 1B 1B		C FF 88 B SL 83 F SL 83 X FO 81 1-2 ① G6-3			4	1	2	1	0	0	0
5 Freddie Freeman, L (1, 3) OBP: 0.366, SLG: 0.482	C FF 93 B SI 93 F SL 86 C SI 93 1-3 ③ K		B FS 86 F FF 93 X SI 93 1-1 26 HR 1B 1-2		X FS 84 0-0 26 S 1B 1-3		F FF 89 F FO 81 S FO 80 0-3 ② K			4	1	2	0	0	2	0
26 Dan Uggla, R (1, 4) OBP: 0.278, SLG: 0.402		B FF 90 X SL 83 1-0 ① F8	X SL 86 0-0 HR 1-H 2-H	1 SAFE 1 SAFE F SI 93 1 SAFE B SI 94 C FS 85 1 SAFE D FC 90 D FS 84 3-3 ② K 1 SAFE S FS 85 1-2		B FF 89 C FF 89 F FF 90 S FO 81 1-3 ③ K			4	1	1	3	0	2	2
20 Eric Hinske, L (1, 7) OBP: 0.319, SLG: 0.454		B FF 92 C FF 92 B FF 94 X FS 84 2-1 2B	C FS 86 B FF 93 X CU 79 1-1 ③ G4-3		I IN 72 I IN 73 I IN 74 I IN 76 4-0 IBB			B SL 75 F SI 87 C SL 76 X SL 75 1-2 HR		3	1	2	1	1	0	0
8 David Ross, R (1, 2) OBP: 0.343, SLG: 0.457		F FF 92 S SL 85 T FF 94 0-2 ② K	X SI 92 0-0 ① P3	B SL 87 F FF 94 D SL 87 C FF 94 S SL 88 2-3 ③ K				B SI 88 B SI 88 C SI 87 X SI 86 2-1 ① G6-3		4	0	0	0	0	2	4
22 Jason Heyward, L (1, 9) OBP: 0.310, SLG: 0.394		X FS 85 0-0 ③ L9	B FF 92 X SI 92 1-0 ② G4-3			B SI 88 B SI 88 B SI 88 C SI 89 B SI 89 4-1 15 SH2-3 BB		B SL 78 B SI 88 B SI 87 B SI 88 4-0 7 WP 2 WP BB		2	0	0	0	2	0	1
2 Alex Gonzalez, R (1, 6) OBP: 0.263, SLG: 0.338			C FF 90 X SI 92 0-1 17 G6-3 15 SH3 14 1B 1B	C FF 92 B SL 87 B FF 94 X FS 84 2-1 1B		1 SAFE C FF 88 1 SAFE 1 SAFE X FF 88 0-1 ① F7		B SL 84 C SI 94 1 SAFE B SI 95 B SI 94 F SI 94 S SI 95 3-3 ② K 1-2		4	1	2	0	0	1	2
15 Tim Hudson, R (1, 1) OBP: 0.196, SLG: 0.233 39 Jonny Venters, L (8, 1) 7 Brooks Conrad, S (8, PH) OBP: 0.345, SLG: 0.457 46 Craig Kimbrel, R (9, 1)			X FF 91 0-0 ① SH3 1-2	S FF 93 S FF 93 B FF 94 1 SAFE F FF 94 B SL 87 B FF 94 X FF 94 3-2 ③ G5-3		B FF 87 C SI 86 F SI 87 X FF 88 1-2 ② SH2-3 1-2		C SI 94 B CH 86 F SI 93 B SL 84 C SI 94 2-3 ③ K 2-3		1 0 1 0	0 0 0 0	0 0 0 0	0 0 1 0	0 0 1 0	0 0 1 0	1 0 1 0
Inning Stats	R: 0 E: 0 K: 1 S: 8 H: 0 LOB: 0 BB: 0 P: 12	R: 0 E: 0 K: 1 S: 7 H: 1 LOB: 1 BB: 0 P: 10	R: 4 E: 0 K: 0 S: 11 H: 4 LOB: 0 BB: 0 P: 14	R: 0 E: 0 K: 0 S: 8 H: 1 LOB: 1 BB: 0 P: 14	R: 0 E: 0 K: 3 S: 12 H: 2 LOB: 3 BB: 1 P: 23	R: 0 E: 0 K: 2 S: 10 H: 0 LOB: 1 BB: 1 P: 18	R: 0 E: 0 K: 0 S: 9 H: 0 LOB: 0 BB: 0 P: 11	R: 1 E: 0 K: 2 S: 11 H: 1 LOB: 1 BB: 1 P: 23		1B: 6 2B: 1 3B: 0 HR: 2 SF: 0 SAC: 2 DP: 0 HBP: 0					WP: 2 PB: 0 SB: 1 CS: 0 PA: 36	

	AB	31
	R	5
	H	9
	RBI	5
	BB	3
	SO	9
	LOB	13

PITCHER		IP	WLS	BF	H	R	ER	SO	BB	IBB	HBP	BLK	WP	HR	S	P	ERA	WHIP
19 Aníbal Sánchez, R ERA: 3.74	(1, 1)	5.0	L	24	8	4	4	5	0	1	0	0	0	1	46	73	7.20	1.600
44 Brian Sanches, R ERA: 3.54	(6, 1)	2.0		7	0	0	0	2	1	0	0	0	0	0	19	29	0.00	0.500
38 Randy Choate, L ERA: 1.66	(8, 1)	0.1		3	1	1	1	0	1	0	0	0	0	1	5	12	27.00	6.000
31 Steve Cishek, R ERA: 3.49	(8, 1)	0.2		2	0	0	0	2	0	0	0	0	2	0	6	11	0.00	0.000

PITCHER	IP	WLS	BF	H	R	ER	SO	BB	IBB	HBP	BLK	WP	HR	S	P	ERA	WHIP

Florida Marlins @ Atlanta Braves

Turner Field, Atlanta, GA

Sun Jul 31 2011, 1:38 PM - 4:36 PM EDT

Att. 23,085 - Partly Cloudy - 90 F

TOP

livebaseballscorecards.com

Batter	1	2	3	4	5	6	7	8	9	AB	R	H	RBI	BB	SO	LOB
1 Emilio Bonifácio, S (1, 7) (7, 5) OBP: 0.372, SLG: 0.390	B FF 89 B FF 89 C FF 89 C FF 90 B SL 85 X FF 91 3-2 ① P5		L SL 82 C FF 89 S SL 82 0-3 ① K		C SL 83 X FF 89 0-1 HR		C SL 81 C SL 82 X CH 83 0-2 ① L1-4-3			4	1	1	1	0	1	0
13 Omar Infante, R (1, 4) OBP: 0.313, SLG: 0.329	C FF 91 X SL 84 0-1 ② F9		C FF 90 X FF 90 0-1 29 2B 1B		F FF 91 C FF 90 B FF 91 X SL 83 1-2 ① F8		C SI 91 B SL 84 F SI 91 F CH 85 S CH 83 1-3 ② K			4	1	1	0	0	1	0
29 Greg Dobbs, L (1, 5) OBP: 0.346, SLG: 0.417 34 Edward Mujica, R (7, 1) 46 Juan Carlos Oviedo, R (9, 1)	B SL 84 S FF 90 B SL 84 C FF 91 S CU 76 2-3 ③ K		C SL 82 X SL 83 0-1 1-H 2B		B CH 80 F FF 90 C FF 90 X FF 90 1-2 ② G1-3		C SL 81 S SL 81 X CH 81 0-2 ③ G6-3			4 0 0	0 0 0	1 0 0	1 0 0	0 0 0	1 0 0	0 0 0
2 Hanley Ramirez, R (1, 6) OBP: 0.335, SLG: 0.379		C FF 90 C FF 89 B SL 83 B FF 92 B FF 92 F SL 85 B FF 92 4-2 15 F8 15 S 27 1B BB	C FF 91 B FF 91 B SL 85 2 SAFE F FF 91 X FF 92 2-2 ② F9		B SL 82 C FF 91 B FF 90 C B SL 82 B FF 92 4-2 15 CS BB			X FF 90 0-0 ① G6-3		2	1	0	0	2	0	1
15 Gaby Sanchez, R (1, 3) OBP: 0.366, SLG: 0.472		B FF 92 T FF 90 X FF 90 1-1 ① F8 1-3	X SL 84 0-0 ③ F7		P PO 82 1-0 ③ CS 1-2	C SL 82 B FF 89 X SL 82 1-1 ① G5-3		C SL 82 X CH 82 0-1 27 G3-6-1 1B		4	0	1	0	0	0	2
27 Giancarlo Stanton, R (1, 9) OBP: 0.332, SLG: 0.529		F FF 91 F SL 85 X FF 90 0-2 9 BB 3-H 1B	B FF 91 S SL 83 B SL 83 F FF 91 X FF 92 2-2 1B		S SL 82 B FF 91 S CU 75 B SL 84 F CU 74 S SL 82 2-3 ② K			C SI 90 C SI 91 X CH 83 0-2 ② ③ G3-6-1 1-2f		4	0	2	1	0	1	1
24 Mike Cameron, R (1, 8) OBP: 0.250, SLG: 0.318		S SL 83 1 SAFE S SL 84 S SL 82 0-3 ② K	C FF 91 1 SAFE S SL 83 B SL 82 F CU 73 S SL 84 1-3 ① K		B CU 76 C SL 82 C SL 82 X FF 91 1-2 2B				B SL 82 S SL 82 B SL 83 S SL 83 X CH 83 2-2 ① L6	4	0	1	0	0	2	2
9 Brett Hayes, R (1, 2) OBP: 0.333, SLG: 0.468		C FF 91 S SL 83 1 SAFE B SL 82 B FF 92 D CU 75 B SL 82 4-2 1-2 BB	B FF 91 1 SAFE C SL 84 F CU 73 F SL 82 S FF 90 1-3 ② K		I IN 63 I IN 64 I IN 67 I IN 65 4-0 IBB				B SI 92 X SL 82 1-0 ② G5-3	2	0	0	0	2	1	1
47 Ricky Nolasco, R (1, 1) OBP: 0.179, SLG: 0.143 11 Bryan Petersen, L (7, 7) OBP: 0.309, SLG: 0.327		C SL 82 C FF 92 B FF 92 B SL 84 X FF 91 2-2 ③ P3	C FF 90 C SL 82 B FF 92 F CU 74 S SL 83 1-3 ③ K		X SL 81 0-0 ③ G6-3				C FF 86 B SL 72 X SL 73 1-1 ③ P5	3 1	0 0	0 0	0 0	0 0	1 0	5 0
Inning Stats	R: 0 E: 0 K: 1 S: 8 H: 0 LOB: 0 BB: 0 P: 13	R: 1 E: 0 K: 1 S: 16 H: 1 LOB: 2 BB: 2 P: 27	R: 1 E: 0 K: 1 S: 11 H: 2 LOB: 1 BB: 0 P: 13	R: 0 E: 0 K: 3 S: 15 H: 1 LOB: 1 BB: 0 P: 20	R: 1 E: 0 K: 0 S: 11 H: 1 LOB: 0 BB: 1 P: 17	R: 0 E: 0 K: 1 S: 10 H: 1 LOB: 2 BB: 1 P: 18	R: 0 E: 0 K: 1 S: 10 H: 0 LOB: 0 BB: 0 P: 11	R: 0 E: 0 K: 0 S: 6 H: 1 LOB: 0 BB: 0 P: 6	R: 0 E: 0 K: 0 S: 6 H: 0 LOB: 0 BB: 0 P: 10	1B: 4 2B: 2 3B: 0 HR: 1 SF: 0 SAC: 0 DP: 1 HBP: 0						

	AB	32
	R	3
	H	7
	RBI	3
	BB	4
	SO	8
	LOB	12

WP: 0 PA: 37
PB: 0
SB: 1
CS: 1

PITCHER		IP	WLS	BF	H	R	ER	SO	BB	IBB	HBP	BLK	WP	HR	S	P	ERA	WHIP
48 Tommy Hanson, R ERA: 3.2	(1, 1)	6.0	L	27	6	3	3	7	3	1	0	0	0	1	71	108	4.50	1.500
50 Cristhian Martinez, R ERA: 3.33	(7, 1)	2.2		8	1	0	0	1	0	0	0	0	0	0	20	24	0.00	0.375
52 George Sherrill, L ERA: 2.87	(9, 1)	0.1		1	0	0	0	0	0	0	0	0	0	0	2	3	0.00	0.000

PITCHER		IP	WLS	BF	H	R	ER	SO	BB	IBB	HBP	BLK	WP	HR	S	P	ERA	WHIP

Florida Marlins @ Atlanta Braves

Turner Field, Atlanta, GA

Sun Jul 31 2011, 1:38 PM - 4:36 PM EDT

Att. 23,085 - Partly Cloudy - 90 F

livebaseballscorecards.com

BOTTOM

Batter	1	2	3	4	5	6	7	8	9	AB	R	H	RBI	BB	SO	LOB
17 Jose Constanza, L (1, 8) OBP: 0.308, SLG: 0.385	X FS 86 0-0 14 1B 5 G4-6-3 2B	F SI 91 S FS 82 D FS 82 B SL 84 X FS 84 2-2 ③ G3			X 0-0 ① E1		B FF 87 B SI 88 C FF 87 X SI 91 2-1 14 L4-3 1B		C SI 94 B CH 85 C FF 95 X CH 87 1-2 1B	5	1	3	0	0	0	2
14 Martín Prado, R (1, 7) OBP: 0.321, SLG: 0.423	L SI 88 F FF 88 B SL 83 2 SAFE X FF 90 1-2 5 G4-6-3 1B 2-3		C SL 82 F CU 73 B SL 85 B FF 90 F FF 92 X SL 86 2-2 ① F9		C SI 80 B SL 86 X FF 89 1-1 26 FC5-4 1B		B SI 89 1 SAFE X SL 83 1-0 ①② L4-3 1-1		C FF 96 F SI 96 F FF 97 F SI 97 X CH 88 0-2 ③ G4-3	5	0	2	0	0	0	2
5 Freddie Freeman, L (1, 3) OBP: 0.365, SLG: 0.479	B FF 89 F FS 80 D CU 75 S FF 89 F FF 91 X FS 82 2-2 ①② G4-6-3 1-2f 3-H		X FS 82 0-0 ② F7		F SI 90 B FF 90 F FF 91 B SL 87 S SL 81 2-3 ② K		X SI 91 0-0 1B			4	0	1	0	0	1	2
26 Dan Uggla, R (1, 4) OBP: 0.278, SLG: 0.400	B FF 92 F SL 87 B FF 91 X SI 92 2-1 1B		B FF 91 F SI 92 X FF 92 1-1 ③ F9		C SI 94 B CU 77 C SL 84 X CU 77 1-2 ③ FC5-4 1-2f		B FF 92 B FF 92 F FF 93 X FF 93 2-1 ③ P4			4	0	1	0	0	0	2
22 Jason Heyward, L (1, 9) OBP: 0.313, SLG: 0.399	C SI 92 D FS 84 B FF 90 F SI 90 X FF 91 2-2 ③ F7			B FS 79 S SI 87 B CU 74 F FF 90 B SL 85 F SL 85 X SI 91 3-2 2 1B 2B		B FS 79 B FS 86 C SI 87 X FF 89 2-1 7 1B 1B		C FS 86 B FS 86 X FF 93 1-1 ① G4-3		4	0	2	0	0	0	1
7 Brooks Conrad, S (1, 5) OBP: 0.352, SLG: 0.459		B SI 87 X FF 88 1-0 27 1B 1B		T FF 90 X FS 82 0-1 ① P5		1 SAFE B SI 88 B FF 88 X SI 90 2-0 1-3 1B		S FS 87 B SI 86 S FS 88 X FF 93 1-2 ② F9		4	0	2	0	0	0	1
2 Alex Gonzalez, R (1, 6) OBP: 0.262, SLG: 0.337		B SI 89 B SL 83 X SI 90 2-0 ① F9		C SI 91 2 SAFE B FF 91 X SI 91 1-1 2-3 1B		B SL 82 X SI 91 1-0 ① P4		C FF 93 F FF 92 S FF 94 0-3 ③ K		4	0	1	0	0	1	3
27 J.C. Boscan, R (1, 2) OBP: 0.250, SLG: 0.250 8 David Ross, R (9, PH) OBP: 0.340, SLG: 0.452		X SI 90 0-0 1-2 1B		M SL 82 B SL 83 S SL 86 F SL 86 1 SAFE S SL 86 1-3 ② K		F SL 86 1 SAFE F SL 85 C FF 93 0-3 ② K			S FF 94 M SI 96 F SI 96 S FF 96 0-3 ① K	3 1	0 0	1 0	0 0	0 0	2 1	4 0
48 Tommy Hanson, R (1, 1) OBP: 0.054, SLG: 0.054 10 Chipper Jones, S (6, PH) OBP: 0.338, SLG: 0.433 50 Cristhian Martinez, R (7, 1) OBP: 0.400, SLG: 0.600 52 George Sherrill, L (9, 1) 20 Eric Hinske, L (9, PH) OBP: 0.318, SLG: 0.451		X FF 88 0-0 ② B2		S SL 85 F SL 87 B SL 88 F FF 94 X SL 85 1-2 ③ G1-3		S FF 92 F FF 94 S SL 89 0-3 ③ K			B FF 95 X SI 93 1-0 ② F7	2 1 0 0 1	0 0 0 0 0	0 0 0 0 0	0 0 0 0 0	0 0 0 0 0	0 1 0 0 0	4 2 0 0 0

	AB	38
	R	1
	H	13
	RBI	0
	BB	0
	SO	6
	LOB	23

Inning Stats	1	2	3	4	5	6	7	8	9
	R: 1 E: 0 K: 0 S: 13 H: 3 LOB: 1 BB: 0 P: 20	R: 0 E: 0 K: 0 S: 7 H: 2 LOB: 2 BB: 0 P: 12	R: 0 E: 0 K: 0 S: 7 H: 0 LOB: 0 BB: 0 P: 10	R: 0 E: 0 K: 1 S: 16 H: 2 LOB: 2 BB: 0 P: 22	R: 0 E: 1 K: 1 S: 9 H: 1 LOB: 1 BB: 0 P: 13	R: 0 E: 0 K: 2 S: 10 H: 2 LOB: 2 BB: 0 P: 15	R: 0 E: 0 K: 0 S: 6 H: 2 LOB: 1 BB: 0 P: 11	R: 0 E: 0 K: 1 S: 8 H: 0 LOB: 0 BB: 0 P: 10	R: 0 E: 0 K: 1 S: 13 H: 1 LOB: 1 BB: 0 P: 15

	1B: 11	SF: 0	WP: 0	PA: 38
	2B: 3	SAC: 0	PB: 0	
	3B: 0	DP: 2	SB: 0	
	HR: 0	HBP: 0	CS: 0	

PITCHER		IP	WLS	BF	H	R	ER	SO	BB	IBB	HBP	BLK	WP	HR	S	P	ERA	WHIP
47 Ricky Nolasco, R ERA: 3.92	(1, 1)	6.2	W	30	12	1	1	4	0	0	0	0	0	0	66	99	1.35	1.800
34 Edward Mujica, R ERA: 2.94	(7, 1)	1.1	H	4	0	0	0	1	0	0	0	0	0	0	10	14	0.00	0.000
46 Juan Carlos Oviedo, R ERA: 3.33	(9, 1)	1.0	S	4	1	0	0	1	0	0	0	0	0	0	13	15	0.00	1.000

PITCHER	IP	WLS	BF	H	R	ER	SO	BB	IBB	HBP	BLK	WP	HR	S	P	ERA	WHIP

Batter	1	2	3	4	5	6	7	8	9	AB	R	H	RBI	BB	SO	LOB
24 Michael Bourn, L (1, 8) OBP: 0.362, SLG: 0.402	C FF 83 X CH 76 0-1 14 L5-3 1B		B FF 85 C SL 80 1 SAFE P PO 79 S SI 84 B SI 86 X SI 85 3-2 ② ③ F7 1-2			C SI 83 X SL 80 0-1 ① G3		B SI 94 X SI 96 1-0 ② G4-3 2-3		4	0	1	0	0	0	2
14 Martín Prado, R (1, 5) OBP: 0.318, SLG: 0.418	1 SAFE B SI 83 C SI 83 B SL 80 C SL 79 F CU 63 X CU 67 2-2 ① ② L5-3 1-1			C FF 81 X SI 84 0-1 ① L8		B FF 87 C SI 84 C SL 82 B SL 82 F SL 80 X CU 66 2-2 ② G6-3		B FC 86 X SI 94 1-0 ③ F9		4	0	0	0	0	0	2
5 Freddie Freeman, L (1, 3) OBP: 0.364, SLG: 0.477	F SI 83 F SL 79 S SL 80 0-3 ③ K			C CU 68 S CH 79 B CU 70 B SL 82 X SL 82 2-2 22 HBP 26 1B 1B		B SI 86 F CH 79 C SI 86 B SI 86 F SI 86 S SI 81 2-3 ③ K			X FF 95 0-0 ① L7	4	0	1	0	0	2	0
26 Dan Uggla, R (1, 4) OBP: 0.282, SLG: 0.419		C SI 82 B SL 79 C SL 80 X SI 85 1-2 HR		B SL 81 X SL 80 1-0 22 HBP 1-2 1B			B SI 93 B SL 83 C SI 93 B SI 93 X SI 93 3-1 ① G5-3		B FF 95 C FF 94 B SI 96 F FF 94 X SL 86 2-2 HR	4	2	3	2	0	0	0
22 Jason Heyward, L (1, 9) OBP: 0.315, SLG: 0.399		C FF 84 X CU 68 0-1 ① P6		C SL 82 B SL 82 C FF 85 2 SAFE H SI 86 2-2 8 G6-4-3 HBP 1-2 2-3			C SI 94 C SI 93 B SI 93 B SI 93 X SI 94 2-2 ② G4-3		X FF 95 0-0 2 FC5-4 1B	3	0	1	0	0	0	0
8 David Ross, R (1, 2) OBP: 0.336, SLG: 0.474		S FF 83 B SI 85 B SL 76 S SL 79 F CU 69 B CH 78 S CU 64 3-3 ② K		B SL 81 S CU 68 X SL 81 1-1 ② ③ G6-4-3 1-2f			B SI 94 B SI 94 X SI 94 2-0 HR		B FF 96 B FF 96 S FF 96 1 SAFE D SL 85 S FF 96 S FF 96 3-3 ② K	4	1	1	1	0	2	4
2 Alex Gonzalez, R (1, 6) OBP: 0.262, SLG: 0.337		C FF 84 B SL 80 B SL 80 T CU 69 F SI 86 B SI 87 X SI 86 3-2 ③ L8			F SI 83 F FF 85 X SL 81 0-2 49 B1-6-3 1B		X SI 94 0-0 ③ G5-3		X SI 96 0-0 ③ FC5-4 1-2f	4	0	1	0	0	0	1
49 Jair Jurrjens, R (1, 1) OBP: 0.119, SLG: 0.098 38 Anthony Varvaro, R (6, 1) 7 Brooks Conrad, S (8, PH) OBP: 0.348, SLG: 0.453 43 Scott Proctor, R (8, 1)			B FF 84 C FF 83 S SL 75 X CU 68 1-2 ① G5-3		X CH 73 0-0 ① ② B1-6-3 1-2f			F SI 95 B FF 96 B FF 95 F SI 94 C FF 95 2-3 ① K		2 0 1 0	0 0 0 0	0 0 0 0	0 0 0 0	0 0 1 0	0 0 0 0	1 0 0 0
17 Jose Constanza, L (1, 7) OBP: 0.375, SLG: 0.438			B SI 85 B SL 80 C SI 84 X CH 80 2-1 24 CS 1B		B SI 86 X SI 85 1-0 ③ F7			B FF 96 C SI 96 B FS 86 B FF 95 X SI 94 3-1 E4 24 G4-3 1B		3	0	2	0	0	0	0
Inning Stats	R: 0 E: 0 K: 1 S: 9 H: 1 LOB: 0 BB: 0 P: 11	R: 1 E: 0 K: 1 S: 13 H: 1 LOB: 0 BB: 0 P: 20	R: 0 E: 0 K: 0 S: 9 H: 1 LOB: 0 BB: 0 P: 14	R: 0 E: 0 K: 0 S: 10 H: 2 LOB: 2 BB: 0 P: 16	R: 0 E: 0 K: 0 S: 5 H: 1 LOB: 0 BB: 0 P: 6	R: 0 E: 0 K: 1 S: 10 H: 0 LOB: 0 BB: 0 P: 14	R: 1 E: 0 K: 0 S: 7 H: 1 LOB: 0 BB: 0 P: 14	R: 0 E: 1 K: 1 S: 7 H: 1 LOB: 1 BB: 0 P: 14	R: 1 E: 0 K: 1 S: 9 H: 2 LOB: 1 BB: 0 P: 14	1B: 7 2B: 1 3B: 0 HR: 3	SF: 0 SAC: 0 DP: 3 HBP: 1					WP: 0 PB: 0 SB: 0 CS: 1	PA: 34

PITCHER		IP	WLS	BF	H	R	ER	SO	BB	IBB	HBP	BLK	WP	HR	S	P	ERA	WHIP
61 Livan Hernandez, R ERA: 4.08	(1, 1)	6.0	W	21	6	1	1	3	0	0	1	0	0	1	56	81	1.50	1.000
60 Todd Coffey, R ERA: 4.04	(7, 1)	1.0		4	1	1	1	0	0	0	0	0	0	1	7	14	9.00	1.000
52 Ryan Mattheus, R ERA: 1.54	(8, 1)	1.0	H	4	1	0	0	1	0	0	0	0	0	0	7	14	0.00	1.000
22 Drew Storen, R ERA: 2.87	(9, 1)	1.0	S	5	2	1	1	1	0	0	0	0	0	1	9	14	9.00	2.000

PITCHER	IP	WLS	BF	H	R	ER	SO	BB	IBB	HBP	BLK	WP	HR	S	P	ERA	WHIP

TOP

Atlanta Braves @ Washington Nationals

Nationals Park, Washington, DC

Mon Aug 01 2011, 7:07 PM - 9:37 PM EDT

Att. 19,942 - Cloudy - 86 F

livebaseballscorecards.com

AB	33
R	3
H	10
RBI	3
BB	0
SO	5
LOB	10

BOTTOM

Atlanta Braves @ Washington Nationals

Nationals Park, Washington, DC

Mon Aug 01 2011, 7:07 PM - 9:37 PM EDT

Att. 19,942 - Cloudy - 86 F

livebaseballscorecards.com

Batter	1	2	3	4	5	6	7	8	9	AB	R	H	RBI	BB	SO	LOB
24 Rick Ankiel, L (1, 8) OBP: 0.306, SLG: 0.365	C FF 86 B FF 87 X CH 82 1-1 HR	B SL 80 C FF 89 B FF 89 F FF 88 X FF 90 2-2 G3 ③ 1-2 2-3			B SL 80 F SL 81 C FF 88 B SL 79 X FF 89 2-2 HR		F FF 92 B FF 94 B CU 80 B CU 79 F FF 94 S FF 94 3-3 K ①			4	2	2	2	0	1	2
8 Danny Espinosa, S (1, 4) OBP: 0.314, SLG: 0.421	X FF 88 0-0 L7 ①		C CH 82 B FF 88 S FF 89 B CH 84 B SL 78 X SL 79 3-2 F7 ①		X SL 81 0-0 F9 ②		C FF 94 C FF 94 S FF 95 0-3 K ②			4	0	0	0	0	1	0
11 Ryan Zimmerman, R (1, 5) OBP: 0.350, SLG: 0.416	C FF 88 X FF 89 0-1 F8 ②		C FF 90 B SL 78 X SL 77 1-1 G5-3 ②		B SI 91 F FF 90 X SL 80 1-1 G4-3 ③		C FF 95 X CU 80 0-1 1B			4	0	1	0	0	0	0
38 Michael Morse, R (1, 3) OBP: 0.365, SLG: 0.545	C FF 89 C FF 89 F FF 89 F SL 76 X FF 89 0-2 G4-3 ③		B SI 88 X SL 79 1-0 28 BLK 1B			X SL 78 0-0 28 BB 19 1B 1B	S FF 94 F FF 94 1 SAFE B FF 96 F FF 92 S CU 80 1-3 K ③			4	1	2	0	0	1	1
28 Jayson Werth, R (1, 9) OBP: 0.331, SLG: 0.379		B FF 88 C FF 88 F FF 86 B FF 90 B FF 90 F FF 90 X CH 85 3-2 19 G4-3 61 1B 2B	C CH 84 1 SAFE B FF 90 B FF 88 F SL 80 C CH 84 2-3 K ③ 1-2			C CH 81 B SL 79 B SL 77 C FF 89 1 SAFE F FF 89 B SL 81 B FF 89 4-2 19 1B 20 FC6-4 1-2 BB		B FF 94 C SI 95 F FF 94 X FF 96 1-2 F8 ①		3	2	1	0	1	1	1
19 Laynce Nix, L (1, 7) OBP: 0.307, SLG: 0.490 22 Drew Storen, S (9, 1)	X FF 89 0-0 G4-3 ① 2-3	B FF 86 C CH 82 B SL 76 X SL 78 2-1 G3 ①				D SI 88 X SI 87 1-0 20 FC6-4 1-3 2-H 1B		C CU 76 X FF 88 0-1 P6 ②		4 0	0 0	1 0	1 0	0 0	0 0	1 0
20 Ian Desmond, R (1, 6) OBP: 0.276, SLG: 0.313	B SL 78 C SI 88 S FF 89 F FF 89 B FF 91 B FF 90 X CH 85 3-2 F8 ②	F SL 79 C CH 84 B FF 90 B FF 89 X FF 90 2-2 G4-3 ②				X CU 78 0-0 FC6-4 ① 1-2f 3-H		F FF 94 C FF 94 X SL 84 0-2 P4 ③		4	0	0	1	0	0	2
3 Wilson Ramos, R (1, 2) OBP: 0.324, SLG: 0.415	I IN 76 I IN 81 I IN 80 I IN 80 4-0 24 WP 61 1B IBB	C FF 90 C FH 84 X SI 88 0-2 G6-3 ③				F FF 94 C FF 93 X FF 93 0-2 F9 ②				2	0	0	0	1	0	1
61 Livan Hernandez, R (1, 1) OBP: 0.206, SLG: 0.206 30 Jonny Gomes, R (6, PH) OBP: 0.337, SLG: 0.392 60 Todd Coffey, R (7, 1) 52 Ryan Mattheus, R (8, 1) 43 Brian Bixler, R (9, 7) OBP: 0.236, SLG: 0.196	B FF 90 C FF 89 X FF 90 1-1 24 WP 1-2 3-H 1B				B SI 88 X FF 89 1-0 G6-3 ①	B CU 79 D FF 94 C FF 92 B CU 79 C FF 93 F FF 93 C FF 94 3-3 K ③				2 1 0 0 0	0 0 0 0 0	1 0 0 0 0	1 0 0 0 0	0 1 0 0 0	0 1 0 0 0	0 1 0 0 0
Inning Stats	R: 1 E: 0 K: 0 S: 10 H: 1 LOB: 0 BB: 0 P: 11	R: 1 E: 0 K: 0 S: 14 H: 2 LOB: 2 BB: 1 P: 27	R: 0 E: 0 K: 1 S: 9 H: 1 LOB: 1 BB: 0 P: 16	R: 0 E: 0 K: 0 S: 8 H: 0 LOB: 0 BB: 0 P: 12	R: 1 E: 0 K: 0 S: 7 H: 1 LOB: 0 BB: 0 P: 11	R: 2 E: 1 K: 1 S: 13 H: 2 LOB: 1 BB: 1 P: 21	R: 0 E: 0 K: 3 S: 12 H: 1 LOB: 1 BB: 0 P: 16	R: 0 E: 0 K: 0 S: 8 H: 0 LOB: 0 BB: 0 P: 9								

AB	32
R	5
H	8
RBI	5
BB	2
SO	5
LOB	9

1B: 5 SF: 0
2B: 1 SAC: 0
3B: 0 DP: 0
HR: 2 HBP: 0

WP: 1 PA: 34
PB: 0
SB: 0
CS: 0

PITCHER	IP	WLS	BF	H	R	ER	SO	BB	IBB	HBP	BLK	WP	HR	S	P	ERA	WHIP
49 Jair Jurrjens, R (1, 1) ERA: 2.63	5.0	L	24	7	5	5	1	1	1	0	1	1	2	53	87	9.00	1.600
38 Anthony Varvaro, R (6, 1) ERA:	2.0		7	1	0	0	4	0	0	0	0	0	0	20	27	0.00	0.500
43 Scott Proctor, R (8, 1) ERA: 6.23	1.0		3	0	0	0	0	0	0	0	0	0	0	8	9	0.00	0.000

PITCHER	IP	WLS	BF	H	R	ER	SO	BB	IBB	HBP	BLK	WP	HR	S	P	ERA	WHIP

Atlanta Braves @ Washington Nationals

Nationals Park, Washington, DC

Tue Aug 02 2011, 7:07 PM - 9:49 PM EDT

Att. 24,326 - Partly Cloudy - 93 F

livebaseballscorecards.com

Batter	1	2	3	4	5	6	7	8	9	AB	R	H	RBI	BB	SO	LOB
24 Michael Bourn, L (1, 8) OBP: 0.363, SLG: 0.404	C FF 90 L SI 89 S CU 76 0-3 K2-3		B SI 90 X SI 87 1-0 14 G4-3 1-3 2-H 2B	C CU 74 B SL 82 F CH 85 X FF 90 1-2 L7			C FF 91 B CU 75 F CU 74 F FF 90 T CH 85 1-2 K		B FF 100 C FF 98 F SI 100 X SI 99 1-2 1B	5	0	2	1	0	2	3
14 Martín Prado, R (1, 7) OBP: 0.316, SLG: 0.414	B SI 90 B SI 92 X CH 84 2-0 G5-3		X CH 85 0-0 G4-3 2-3 3-H		C FF 88 F CU 74 X FF 88 0-2 L8		B SI 90 C SI 89 B CH 84 X SI 90 2-1 5 2B 1B		C FF 99 F FF 99 F SL 86 B FF 98 X FF 98 1-2 G5-3	5	0	1	1	0	0	2
5 Freddie Freeman, L (1, 3) OBP: 0.363, SLG: 0.477	B SI 92 C SI 92 F SI 92 X SI 92 1-2 G1-3		C SL 83 S SL 82 F SL 82 S SI 90 0-3 K		B SL 82 B SL 81 C SL 82 F SI 91 F CH 85 S SL 83 2-3 K		B SI 91 X FF 90 1-0 1-3 2B			4	0	1	0	0	2	1
26 Dan Uggla, R (1, 4) OBP: 0.282, SLG: 0.417		B SI 89 C SI 89 B SI 92 F SI 91 B CU 77 F CH 85 F FF 89 X SL 83 3-2 L5		C CU 71 F CH 83 S CU 75 0-3 K	X SI 91 0-0 2 FC5-4 1B		B FF 97 C FF 96 C SL 83 B FF 98 C FF 99 2-3 K			4	0	1	0	0	2	2
2 Alex Gonzalez, R (1, 6) OBP: 0.262, SLG: 0.336		C FF 89 X FF 92 0-1 G5-3		B SI 90 F SI 91 F SI 92 F FF 91 F SI 86 B FF 92 F CU 76 F SI 90 B FF 90 3-2 X CH 85 8 F9 7 1B 17 1B 1B	X SI 91 0-0 FC5-4 1-2f			C FF 97 B FF 97 F FF 99 S FF 98 1-3 K		4	1	1	0	0	1	1
7 Brooks Conrad, S (1, 5) OBP: 0.344, SLG: 0.443		S CH 84 B SI 90 S CH 84 X FF 91 1-2 P5		1 SAFE B SI 89 X SI 90 1-0 32 BB 17 1B 1-2 1B		C SI 88 F CH 82 S CH 85 0-3 K		B FF 100 X FF 99 1-0 G3-1		4	0	1	0	0	1	0
8 David Ross, R (1, 2) OBP: 0.333, SLG: 0.465			C CH 82 F CH 82 X SI 90 0-2 32 FC3-5 17 1B 1B	S SI 90 D CH 84 S SI 91 D SL 84 X SI 89 2-2 F9 2-3		B SI 92 C CH 86 S SI 91 T CU 75 1-2 K		F FF 99 B SL 85 B FF 99 F FF 100 X FF 100 2-2 P4		4	0	1	0	0	1	2
17 Jose Constanza, L (1, 9) OBP: 0.400, SLG: 0.450			B SI 90 X SI 90 1-0 32 FC3-5 24 2B 1-2 1B	C SI 90 S CH 86 X SI 90 0-2 32 BB 1-2 3-H 1B		C SL 81 B CU 76 L CH 85 S CH 85 1-3 K			B FF 96 B FF 96 C FF 96 F FF 97 C FF 99 2-3 K	4	1	2	1	0	2	0
32 Derek Lowe, R (1, 1) OBP: 0.268, SLG: 0.316 50 Cristhian Martinez, R (5, 1) OBP: 0.400, SLG: 0.600 28 Julio Lugo, R (7, PH) OBP: 0.225, SLG: 0.162 43 Scott Proctor, R (7, 1) 20 Eric Hinske, L (9, PH) OBP: 0.316, SLG: 0.449			C FF 89 L FF 86 X FF 89 0-2 FC3-5 24 2B 14 G4-3 1-2 2-3f	F SI 90 D SL 81 B SI 91 S CH 84 D SL 84 B SI 90 4-2 1-2 2-3 BB			B SI 88 C SI 88 F CH 82 B SI 86 X FF 90 2-2 G4-3		S CH 90 F FF 100 B CH 93 S SI 100 1-3 K	1 0 1 0 1	1 0 0 0 0	0 0 0 0 0	0 0 0 0 0	1 0 0 0 0	0 0 0 0 1	2 0 0 0 0
Inning Stats	R: 0 E: 0 K: 1 S: 7 H: 0 LOB: 0 BB: 0 P: 10	R: 0 E: 0 K: 0 S: 10 H: 0 LOB: 0 BB: 0 P: 14	R: 2 E: 0 K: 1 S: 13 H: 3 LOB: 1 BB: 0 P: 15	R: 1 E: 0 K: 1 S: 22 H: 3 LOB: 3 BB: 1 P: 33	R: 0 E: 0 K: 1 S: 9 H: 1 LOB: 1 BB: 0 P: 11	R: 0 E: 0 K: 3 S: 9 H: 0 LOB: 0 BB: 0 P: 11	R: 0 E: 0 K: 2 S: 13 H: 2 LOB: 2 BB: 0 P: 21	R: 0 E: 0 K: 1 S: 7 H: 0 LOB: 0 BB: 0 P: 11	R: 0 E: 0 K: 2 S: 13 H: 1 LOB: 1 BB: 0 P: 18	1B: 8 2B: 2 3B: 0 HR: 0 SF: 0 SAC: 0 DP: 0 HBP: 0						

PITCHER	IP	WLS	BF	H	R	ER	SO	BB	IBB	HBP	BLK	WP	HR	S	P	ERA	WHIP
31 John Lannan, L (1, 1) ERA: 3.65	6.2	W	30	9	3	3	8	1	0	0	0	0	0	80	110	4.05	1.500
63 Henry Alberto Rodriguez, R (7, 1) ERA: 4.02	2.1		8	1	0	0	4	0	0	0	0	0	0	23	34	0.00	0.429

PITCHER	IP	WLS	BF	H	R	ER	SO	BB	IBB	HBP	BLK	WP	HR	S	P	ERA	WHIP

AB	37
R	3
H	10
RBI	3
BB	1
SO	12
LOB	13

WP: 0 PB: 0 SB: 0 CS: 0 PA: 38

Batter	1	2	3	4	5	6	7	8	9	AB	R	H	RBI	BB	SO	LOB
24 Rick Ankiel, L (1, 8) OBP: 0.304, SLG: 0.375	B SI 88 B SI 89 X SI 89 2-0 ① G4-3		X SI 89 0-0 ① F7	B FC 87 B FC 86 X SI 90 2-0 1-H 2-H 3-H HR	S CH 83 B SI 90 B SI 90 X SL 83 2-1 ③ P6		T FF 95 C FF 95 F FF 95 B SL 84 F CU 75 T FF 95 1-2 ③ K			5	1	1	4	0	1	1
8 Danny Espinosa, S (1, 4) OBP: 0.315, SLG: 0.423	C SI 90 X SL 81 0-1 ② G3-1		C SI 90 F FC 87 B SI 89 F SI 90 X SL 80 1-2 11 G4-3 2B	X FC 88 0-0 38 1B 1B		B SI 88 C SI 89 F SL 82 X CH 82 1-2 ① G4-3		C SL 82 X FF 87 0-1 ① P4		5	0	2	0	0	0	0
11 Ryan Zimmerman, R (1, 5) OBP: 0.351, SLG: 0.416	C SI 89 X SL 81 0-1 38 FC6-4 1B		B SL 81 C SL 80 X SI 89 1-1 ② G4-3 2-3	C CH 84 B SI 89 1 SAFE 1 SAFE F SI 89 B FC 86 X FC 85 2-2 ② F9		B SI 91 C SI 90 F SI 91 X CH 84 1-2 ② G6-3		C SI 95 S FF 94 F FF 95 X FF 95 0-2 1B		5	0	2	0	0	0	2
38 Michael Morse, R (1, 3) OBP: 0.366, SLG: 0.552	F SI 90 B SI 88 1 SAFE 1 SAFE X CH 84 1-1 ③ FC6-4 1-2f		C SI 89 B SI 90 F SI 90 C FC 88 1-3 ③ K	X SL 80 0-0 28 FC6-4 1B 1-2		X SI 91 0-0 HR		C FF 94 F CU 76 F SI 96 S SL 82 0-3 ② K		5	1	2	1	0	2	3
28 Jayson Werth, R (1, 9) OBP: 0.332, SLG: 0.379		C SI 89 B CH 84 X SI 90 1-1 30 E 30 S 20 SF9 1B	B SI 88 B SL 82 C SI 89 B SI 89 D SL 80 4-1 3 1B 20 1B 31 FC3 BB	F CH 82 F SI 88 B FC 86 X SI 89 1-2 20 HR 3B	C SI 91 F CH 84 X SI 92 0-2 ③ F9	C SL 83 B SL 82 F SL 83 X CH 84 1-2 1B	B FF 94 B CU 76 B FF 95 C SI 94 X SI 95 3-1 ① G4-3	B FF 94 B FF 94 F FF 93 C FF 94 X SL 83 2-2 ③ G4-3		5	1	2	0	0	0	3
30 Jonny Gomes, R (1, 7) OBP: 0.339, SLG: 0.400 63 Henry Alberto Rodriguez, R (7, 7)		1 SAFE C SI 89 1 SAFE F SI 90 B SI 90 1 SAFE B SI 90 B SI 90 S SL 83 3-3 ① K 1-3								3 0	2 0	1 0	0 0	1 0	1 0	2 0
20 Ian Desmond, R (1, 6) OBP: 0.278, SLG: 0.324		C SL 81 C FC 86 B FC 86 X FC 87 1-2 ② SF9 3-H	X SI 89 0-0 31 FC3 3 1B 24 HR 1B 1-2	C FC 86 X SI 89 0-1 3-H HR			B FF 94 B CU 76 B FF 95 C SI 94 X SI 95 3-1 ① G4-3			3	2	2	3	0	0	0
3 Wilson Ramos, R (1, 2) OBP: 0.327, SLG: 0.414		B SI 89 B SL 82 S SI 89 C SI 90 F SI 89 B FC 87 B SI 89 4-2 BB	F CH 84 X SI 88 0-1 31 FC3 24 HR 1B 1-2 2-3	F SI 89 B SL 81 S SL 80 F CH 82 B CH 83 B CH 82 S CH 81 3-3 ① K			B CU 75 C SL 83 B SL 83 X SI 95 2-1 ② G3			3	1	1	0	1	1	0
31 John Lannan, L (1, 1) OBP: 0.156, SLG: 0.167 43 Brian Bixler, R (7, 7) OBP: 0.250, SLG: 0.250		F SI 89 C SI 89 D CH 84 S CH 85 1-3 ③ K	B SI 89 X SL 80 1-0 FC3 24 HR 1-2 2-3 3-H	F SI 89 X SI 90 0-1 ② G6-3			B SI 94 B SL 84 B SI 95 C FF 94 X SL 83 3-1 3B			3 1	1 0	0 1	1 0	0 0	1 0	3 0
Inning Stats	R: 0 E: 0 K: 0 S: 7 H: 1 LOB: 1 BB: 0 P: 10	R: 1 E: 1 K: 2 S: 14 H: 1 LOB: 1 BB: 1 P: 24	R: 0 E: 0 K: 1 S: 10 H: 1 LOB: 1 BB: 0 P: 13	R: 5 E: 0 K: 0 S: 16 H: 5 LOB: 2 BB: 1 P: 28	R: 2 E: 0 K: 1 S: 13 H: 2 LOB: 0 BB: 0 P: 19	R: 1 E: 0 K: 0 S: 13 H: 2 LOB: 1 BB: 0 P: 16	R: 0 E: 0 K: 1 S: 11 H: 1 LOB: 1 BB: 0 P: 20	R: 0 E: 0 K: 1 S: 13 H: 1 LOB: 1 BB: 0 P: 15		1B: 8 2B: 1 3B: 2 HR: 3 SF: 1 SAC: 0 DP: 0 HBP: 0						

PITCHER		IP	WLS	BF	H	R	ER	SO	BB	IBB	HBP	BLK	WP	HR	S	P	ERA	WHIP
32 Derek Lowe, R ERA: 4.86	(1, 1)	4.0	L	25	10	8	7	3	2	0	0	0	0	2	52	81	15.75	3.000
50 Cristhian Martinez, R ERA: 3.38	(5, 1)	2.0		8	2	1	1	1	0	0	0	0	0	1	21	29	4.50	1.000
43 Scott Proctor, R ERA: 5.79	(7, 1)	2.0		8	2	0	0	2	0	0	0	0	0	0	24	35	0.00	1.000

PITCHER	IP	WLS	BF	H	R	ER	SO	BB	IBB	HBP	BLK	WP	HR	S	P	ERA	WHIP

BOTTOM

Atlanta Braves @ Washington Nationals

Nationals Park, Washington, DC

Tue Aug 02 2011, 7:07 PM - 9:49 PM EDT

Att. 24,326 - Partly Cloudy - 93 F

livebaseballscorecards.com

AB	38
R	9
H	14
RBI	9
BB	2
SO	6
LOB	14

Atlanta Braves @ Washington Nationals

Nationals Park, Washington, DC

Wed Aug 03 2011, 1:08 PM - 4:25 PM EDT

Att. 20,043 - Cloudy - 85 F

TOP

livebaseballscorecards.com

Batter	1	2	3	4	5	6	7	8	9	AB	R	H	RBI	BB	SO	LOB
24 Michael Bourn, L (1, 8) OBP: 0.362, SLG: 0.403	B FF 89 B SI 89 C SI 88 B SI 89 C SI 90 X SI 90 3-2 14 G3 14 S 5 G4-3 1B	C SI 91 C SI 91 B CU 80 X SI 93 1-2 ③ G4-3			C SI 90 F SI 92 F SI 92 X SI 91 0-2 ① FC4-6 14 FC5-2 5 1B 1-2f		X SI 92 0-0 ② L8			4	2	1	0	0	0	2
14 Martín Prado, R (1, 5) OBP: 0.313, SLG: 0.410	C SI 91 C SI 91 B CU 78 F SI 92 B SL 85 X SL 84 2-2 ① G3 1-3	C FF 91 F SI 91 B SI 93 B SL 86 X SL 84 2-2 ① F8			B SL 82 X SI 90 1-0 ② FC5-2 5 1B 26 HR 1-2 3-H		B SI 92 X SI 92 1-0 ③ G4-3			4	1	0	0	0	0	3
5 Freddie Freeman, L (1, 3) OBP: 0.364, SLG: 0.477	S SL 86 B FS 82 F SI 92 D CU 79 D CU 78 X SI 92 3-2 ② G4-3 3-H	X SI 92 0-0 26 G6-4-3 1B			B SI 89 F SI 90 X SI 92 1-1 26 HR 1-2 2-H 1B			C SL 76 F SI 90 B SL 78 B CH 85 F CH 86 F CH 85 F FF 91 B SL 78 S CH 83 3-3 ① K		4	1	2	2	0	1	0
26 Dan Uggla, R (1, 4) OBP: 0.284, SLG: 0.425	B SL 86 X SL 83 1-0 20 BB 2 1B 1B	C SI 91 1 SAFE B SI 92 X SI 92 1-1 ② G6-4-3 1-2f ③			F SI 91 B SL 86 F SL 85 D SI 87 X SL 84 2-2 1-H 2-H HR			F SI 92 B SL 80 F SI 92 B CH 86 B CH 86 X CH 86 3-2 ② G6-3		4	2	2	3	0	0	1
20 Eric Hinske, L (1, 7) OBP: 0.315, SLG: 0.442 39 Jonny Venters, L (8, 1) 46 Craig Kimbrel, R (9, 1)	B SI 91 B SI 91 B SI 91 B SI 90 4-0 2 1B 1-2 BB			B FS 82 B SI 90 X SI 90 2-0 ① G4-3	B SI 87 B SI 90 T FS 83 S FS 84 F SI 92 F FS 83 X SI 93 2-2 ③ G4-3			B SL 78 B SL 78 X CH 84 2-0 ③ G3-1		3 0 0	0 0 0	0 0 0	0 0 0	1 0 0	0 0 0	0 0 0
2 Alex Gonzalez, R (1, 6) OBP: 0.262, SLG: 0.335	C SI 92 X CU 79 0-1 1-2 2-H 1B			F FF 90 B SI 91 X SI 91 1-1 ② F9		C SI 88 F SI 89 B FF 90 F FF 90 S CH 83 1-3 ① K			B SI 93 F FF 92 X SI 94 1-1 ① G5-3	4	0	1	1	0	1	0
8 David Ross, R (1, 2) OBP: 0.322, SLG: 0.448	F SI 91 X SI 91 0-1 ③ L9			C SL 84 B CU 79 B SL 85 X SI 90 2-1 ③ F8		F SI 90 B SI 91 B SL 79 F CH 85 F SI 86 B SI 92 X SI 90 3-2 ② F9			B SI 94 C SI 93 C SL 84 F SL 85 X SI 93 1-2 ② L8	4	0	0	0	0	0	2
37 Brandon Beachy, R (1, 1) OBP: 0.038, SLG: 0.038 38 Anthony Varvaro, R (6, 1) 34 Eric O'Flaherty, L (6, 1) 22 Jason Heyward, L (8, 9) OBP: 0.314, SLG: 0.397		C SI 89 B SI 89 X FF 90 1-1 ① G3			C FF 89 F SL 83 B SI 91 X SI 90 1-2 E1 17 1B 14 FC5-2		S SI 89 S SI 89 S SI 92 0-3 ③ K		F SI 93 B SI 93 B SL 86 F SI 93 B SI 93 F SL 85 C FF 93 3-3 ③ K	3 0 0 1	0 0 0 0	0 0 0 0	0 0 0 0	0 0 0 0	1 0 0 1	0 0 0 0
17 Jose Constanza, L (1, 9) OBP: 0.391, SLG: 0.435 (8, 7)		M SI 89 B FS 83 X FS 84 1-1 ② L9			L FS 86 L SI 90 B CU 78 X CU 79 1-2 24 FC4-6 2-3 1B		C SI 90 B SL 78 X SL 77 1-1 ① G1-3			3	0	1	0	0	0	0

Inning Stats																		
	R: 2 E: 0 K: 0 S: 15	H: 3 LOB: 2 BB: 1 P: 28	R: 0 E: 0 K: 0 S: 7	H: 0 LOB: 0 BB: 0 P: 10	R: 0 E: 0 K: 0 S: 6	H: 1 LOB: 0 BB: 0 P: 9	R: 0 E: 0 K: 0 S: 5	H: 0 LOB: 0 BB: 0 P: 10	R: 4 E: 1 K: 0 S: 21	H: 3 LOB: 0 BB: 0 P: 29	R: 0 E: 0 K: 2 S: 11	H: 0 LOB: 0 BB: 0 P: 15	R: 0 E: 0 K: 0 S: 4	H: 0 LOB: 0 BB: 0 P: 6	R: 0 E: 0 K: 1 S: 10	H: 0 LOB: 0 BB: 0 P: 18	R: 0 E: 0 K: 1 S: 10	H: 0 LOB: 0 BB: 0 P: 15

	AB	34
	R	6
	H	7
	RBI	6
	BB	1
	SO	4
	LOB	8

	1B: 6	SF: 0	WP: 0	PA: 35
	2B: 0	SAC: 0	PB: 0	
	3B: 0	DP: 1	SB: 1	
	HR: 1	HBP: 0	CS: 0	

PITCHER		IP	WLS	BF	H	R	ER	SO	BB	IBB	HBP	BLK	WP	HR	S	P	ERA	WHIP
40 Chien-Ming Wang, R ERA: 6.0	(1, 1)	5.0	L	23	7	6	2	0	1	0	0	0	0	1	54	86	3.60	1.600
32 Tom Gorzelanny, L ERA: 4.52	(6, 1)	1.0		3	0	0	0	2	0	0	0	0	0	0	11	15	0.00	0.000
17 Sean Burnett, L ERA: 4.83	(7, 1)	2.0		6	0	0	0	1	0	0	0	0	0	0	14	24	0.00	0.000
60 Todd Coffey, R ERA: 3.95	(9, 1)	1.0		3	0	0	0	1	0	0	0	0	0	0	10	15	0.00	0.000

PITCHER		IP	WLS	BF	H	R	ER	SO	BB	IBB	HBP	BLK	WP	HR	S	P	ERA	WHIP

BOTTOM

Atlanta Braves @ Washington Nationals

Nationals Park, Washington, DC

Wed Aug 03 2011, 1:08 PM - 4:25 PM EDT

Att. 20,043 - Cloudy - 85 F

livebaseballscorecards.com

Batter	1	2	3	4	5	6	7	8	9	AB	R	H	RBI	BB	SO	LOB
24 Rick Ankiel, L (1, 8) OBP: 0.302, SLG: 0.376	C FF 91 B CU 75 B FF 92 F FF 92 B FF 93 F FF 94 S FF 94 3-3 K ①		B SL 84 B CH 79 X CH 79 2-0 2B		B CU 74 B CU 74 C FF 91 S FF 92 X FF 94 2-2 P6 ③	B SI 92 B SI 91 X FF 92 2-0 F7 ③			F FF 96 B KC 85 S KC 87 S KC 89 1-3 K ③	5	0	1	0	0	2	3
8 Danny Espinosa, S (1, 4) OBP: 0.314, SLG: 0.420	C FF 93 F FF 94 S SL 84 0-3 K2-3 ②		F CH 78 B FF 93 X SL 83 1-1 F9 ②			B FF 91 F FF 91 C CU 74 B CH 81 B FF 93 B FF 93 4-2 38 WP, 11 1B, 38 1B BB	F SI 91 X FF 91 0-1 F7 ①			3	1	0	0	1	1	1
11 Ryan Zimmerman, R (1, 5) OBP: 0.354, SLG: 0.417	F FF 93 C FF 94 B FF 94 F SL 83 X SL 82 1-2 1B		S SL 83 X FF 93 0-1 G4-3 ③			C FF 92 S FF 92 B SL 84 X SL 82 1-2 38 1B, 38 WP, 28 WP, 1-2 1B	C SI 92 C SI 92 B SL 85 F SL 86 C SI 93 1-3 K ②			4	1	2	0	0	1	1
38 Michael Morse, R (1, 3) OBP: 0.364, SLG: 0.548	S SL 83 F FF 93 B FF 92 S SL 83 1-3 K ③			F CU 72 B FF 92 F FF 91 X SL 83 1-2 G5-3 ①		S CH 78 C FF 90 B SL 84 F CH 78 B FF 92 B SL 83 X SL 84 3-2 28 WP, 28 HR, 1-3, 2-H 1B	F SL 85 B FF 91 B FF 92 F SI 93 S SL 86 2-3 K ③			4	1	1	1	0	2	1
28 Jayson Werth, R (1, 9) OBP: 0.331, SLG: 0.386		B FF 92 T FF 92 C FF 93 F FF 94 X SL 85 1-2 F9 ①		C FF 93 C FF 94 B FF 94 B FF 94 F FF 95 C CH 82 2-3 K ②		C FF 92 B FF 92 B SL 82 D CU 72 X FF 90 3-1 1-H, 3-H HR		C FF 96 B SI 95 S SL 86 X SI 97 1-2 L4 ①		4	1	1	2	0	1	0
19 Laynce Nix, L (1, 7) OBP: 0.307, SLG: 0.484		B SL 84 X FF 92 1-0 L1 ②		F FF 93 X CU 75 0-1 F8 ③		C CU 78 S CH 86 F FF 93 B FF 94 B CU 77 F FF 93 B FF 89 F FF 92 B CH 84 4-2 43 BB BB		S SI 96 S SI 96 S SI 96 0-3 K ②		3	0	0	0	1	1	0
20 Ian Desmond, R (1, 6) OBP: 0.278, SLG: 0.323		X FF 94 0-0 1B			C FF 91 S SL 82 X SL 82 0-2 G6-3 ①	D CU 76 1 SAFE F FF 89 D FF 91 T FF 90 F FF 91 C FF 91 2-3 K ①		B SL 88 S SI 96 B SI 96 F SI 95 S SI 96 2-3 K ③		4	0	1	0	0	2	1
26 Jesus Flores, R (1, 2) OBP: 0.219, SLG: 0.226		B FF 92 B FF 92 X FF 91 2-0 P6 ③			X FF 93 0-0 13 FC6-4 1B	C FF 91 S CU 78 B FF 92 1 SAFE B CU 79 C FF 91 2-3 K ②			C KC 85 F FF 97 B FF 96 B KC 88 F FF 96 X FF 97 2-2 G4-3 ①	4	0	1	0	0	1	2
40 Chien-Ming Wang, R (1, 1) 13 Alex Cora, L (5, PH) OBP: 0.282, SLG: 0.256 32 Tom Gorzelanny, R (6, 1) OBP: 0.111, SLG: 0.040 43 Brian Bixler, R (6, PH) OBP: 0.263, SLG: 0.250 17 Sean Burnett, L (7, 1) OBP: 1.000, SLG: 1.000 60 Todd Coffey, R (9, 1) 30 Jonny Gomes, R (9, PH) OBP: 0.338, SLG: 0.398			X FF 90 0-0 G6-3 ①		C FF 91 D CU 76 X FF 92 1-1 FC6-4 ② 1-2f	B FF 91 B FF 90 F FF 90 D FF 91 B FF 91 4-1 1-2 BB			C FF 96 C FF 97 B FF 96 B FF 98 S FF 97 2-3 K ②	1 1 0 0 0 0 1	0 0 0 0 0 0 0	0 0 0 0 0 0 0	0 0 0 0 0 0 0	0 0 0 1 0 0 0	0 0 0 0 0 0 1	0 1 0 0 0 0 0
Inning Stats	R: 0 E: 0 K: 3 S: 14 H: 1 LOB: 1 BB: 0 P: 19	R: 0 E: 0 K: 0 S: 7 H: 1 LOB: 1 BB: 0 P: 11	R: 0 E: 0 K: 0 S: 6 H: 1 LOB: 1 BB: 0 P: 9	R: 0 E: 0 K: 1 S: 9 H: 0 LOB: 0 BB: 0 P: 12	R: 0 E: 0 K: 0 S: 9 H: 1 LOB: 1 BB: 0 P: 12	R: 4 E: 0 K: 2 S: 25 H: 3 LOB: 2 BB: 3 P: 50	R: 0 E: 0 K: 2 S: 9 H: 0 LOB: 0 BB: 0 P: 12	R: 0 E: 0 K: 2 S: 9 H: 0 LOB: 0 BB: 0 P: 12	R: 0 E: 0 K: 2 S: 10 H: 0 LOB: 0 BB: 0 P: 15	1B: 5 2B: 1 3B: 0 HR: 1 SF: 0 SAC: 0 DP: 0 HBP: 0						

PITCHER	IP	WLS	BF	H	R	ER	SO	BB	IBB	HBP	BLK	WP	HR	S	P	ERA	WHIP
37 Brandon Beachy, R (1, 1) ERA: 3.49	5.0	W	23	7	4	4	4	1	0	0	0	2	1	56	85	7.20	1.600
38 Anthony Varvaro, R (6, 1) ERA:	0.2	H	4	0	0	0	2	2	0	0	0	0	0	13	25	0.00	3.000
34 Eric O'Flaherty, L (6, 1) ERA: 0.89	1.1	H	4	0	0	0	2	0	0	0	0	0	0	10	15	0.00	0.000
39 Jonny Venters, L (8, 1) ERA: 1.26	1.0	H	3	0	0	0	2	0	0	0	0	0	0	9	12	0.00	0.000
46 Craig Kimbrel, R (9, 1) ERA: 2.0	1.0	S	3	0	0	0	2	0	0	0	0	0	0	10	15	0.00	0.000

PITCHER	IP	WLS	BF	H	R	ER	SO	BB	IBB	HBP	BLK	WP	HR	S	P	ERA	WHIP

AB	34
R	4
H	7
RBI	3
BB	3
SO	12
LOB	10

WP: 2 PB: 0 SB: 0 CS: 0 PA: 37

Atlanta Braves @ New York Mets

Citi Field, Flushing, NY

Fri Aug 05 2011, 7:11 PM - 9:54 PM EDT

Att. 30,607 - Partly Cloudy - 79 F

TOP

livebaseballscorecards.com

Batter	1	2	3	4	5	6	7	8	9	AB	R	H	RBI	BB	SO	LOB
24 Michael Bourn, L (1, 8) OBP: 0.359, SLG: 0.400	F8		SF7			K		SH2-3	G4-3	3	0	0	1	0	1	0
14 Martín Prado, R (1, 5) OBP: 0.315, SLG: 0.411	G4-3		G1-3			5 2B 1B		5 FC5-2-5 26 1B 1B		4	1	2	0	0	0	0
5 Freddie Freeman, L (1, 3) OBP: 0.365, SLG: 0.483	G3			22 G4-3 2B		2B		FC5-2-5 26 1B		4	1	2	0	0	0	2
26 Dan Uggla, R (1, 4) OBP: 0.283, SLG: 0.423		G3		G5-3		K		8 BB 22 BB 1B		4	0	1	2	0	1	3
22 Jason Heyward, L (1, 9) OBP: 0.313, SLG: 0.393		K		G4-3		G6-3		8 BB BB		3	0	0	0	1	1	3
8 David Ross, R (1, 2) OBP: 0.319, SLG: 0.435		K		G5-3			E5 2 G6-4-3	BB		3	0	0	0	1	1	1
2 Alex Gonzalez, R (1, 6) OBP: 0.262, SLG: 0.334			17 3B 1B		P5		G6-4-3	F9		4	1	1	0	0	0	4
15 Tim Hudson, R (1, 1) 39 Jonny Venters, L (8, 1) 20 Eric Hinske, L (9, PH) OBP: 0.314, SLG: 0.440 46 Craig Kimbrel, R (9, 1)			K		G5-3		G1-3		K	3 0 1 0	0 0 0 0	0 0 0 0	0 0 0 0	0 0 1 0	1 0 0 0	1 0 0 0
17 Jose Constanza, L (1, 7) OBP: 0.407, SLG: 0.519			24 SF7 3B	G4-3				14 1B 5 24 SH2-3 1B	G4-3	4	1	2	1	0	0	0

	AB	33
	R	4
	H	8
	RBI	4
	BB	2
	SO	6
	LOB	14

Inning Stats	1	2	3	4	5	6	7	8	9	1B: 5	SF: 1	WP: 0	PA: 37
R:	0	0	2	0	0	0	0	2	0	2B: 2	SAC: 1	PB: 0	
E:	0	0	0	0	0	2	1	0	0	3B: 1	DP: 1	SB: 0	
K:	0	2	1	0	0	2	0	1	1	HR: 0	HBP: 0	CS: 0	
S:	7	9	17	7	5	12	7	22	7				
H:	0	0	2	1	0	2	0	3	0				
LOB:	0	0	0	1	0	2	0	3	0				
BB:	0	0	0	0	0	0	0	2	0				
P:	7	16	24	12	10	17	12	39	9				

PITCHER		IP	WLS	BF	H	R	ER	SO	BB	IBB	HBP	BLK	WP	HR	S	P	ERA	WHIP
43 R.A. Dickey, R ERA: 3.72	(1, 1)	7.0	L	26	5	2	2	5	0	0	0	0	0	0	64	98	2.57	0.714
40 Tim Byrdak, L ERA: 3.76	(8, 1)	0.1		2	1	1	1	0	0	0	0	0	0	0	7	9	27.00	3.000
18 Ryota Igarashi, R ERA: 4.34	(8, 1)	0.2		6	2	1	1	0	2	0	0	0	0	0	15	30	13.50	6.000
77 D.J. Carrasco, R ERA: 4.96	(9, 1)	1.0		3	0	0	0	1	0	0	0	0	0	0	7	9	0.00	0.000

PITCHER	IP	WLS	BF	H	R	ER	SO	BB	IBB	HBP	BLK	WP	HR	S	P	ERA	WHIP

Atlanta Braves @ New York Mets

Citi Field, Flushing, NY

Fri Aug 05 2011, 7:11 PM - 9:54 PM EDT

Att. 30,607 - Partly Cloudy - 79 F

BOTTOM

livebaseballscorecards.com

Batter	1	2	3	4	5	6	7	8	9	AB	R	H	RBI	BB	SO	LOB
7 José Reyes, S (1, 6) OBP: 0.376, SLG: 0.508	X FF 88 0-0 ① F7		B FS 79 B SI 90 B SI 89 C SI 89 C SI 89 F FC 85 X SI 90 3-2 ② F7		F SI 89 X SI 90 0-1 ② G5-3		B SI 90 B SI 89 B SI 89 C SI 86 X FC 85 3-1 ③ P6			4	0	0	0	0	0	1
2 Justin Turner, R (1, 4) OBP: 0.328, SLG: 0.353	C FF 90 X SI 90 0-1 ② F9		C SI 90 B FC 84 B FC 83 X FC 83 2-1 ③ G5-3		C SI 89 X SI 91 0-1 ③ G4-3			S SI 94 X SI 95 0-1 ① G1-3		4	0	0	0	0	0	0
28 Daniel Murphy, L (1, 3) OBP: 0.362, SLG: 0.449	B FF 89 X SI 90 1-0 5 2B 1B			B SI 88 X SI 88 1-0 ① F9		B SI 88 B SI 88 X SI 88 2-0 ① G4-3		B SI 96 S SI 95 B SI 96 B SI 95 B SI 96 4-1 5 1B BB		3	1	1	0	1	0	0
5 David Wright, R (1, 5) OBP: 0.357, SLG: 0.453	B SI 89 C FC 84 F FC 85 B SI 90 1 SAFE F SI 89 1 SAFE F SI 89 2-2 X FC 84 1-H 2B			B FF 90 C CU 74 X SI 89 1-1 ② G5-3		X FC 84 0-0 E3		B SI 97 C SI 95 B SL 87 B SI 95 X SI 95 3-1 1-2 1B		4	0	2	1	0	0	0
16 Ángel Pagán, S (1, 8) OBP: 0.310, SLG: 0.342	F FC 84 B FC 82 F FS 82 B SI 89 B SI 90 F FC 86 S FC 85 3-3 ③ K			B SI 88 B FS 80 F SI 89 B SI 90 C SI 89 B SI 90 4-2 44 2B BB		D CU 76 F FC 85 C SI 90 B SI 90 X SI 90 2-2 ② L7		X SI 96 0-0 ② F9		3	0	0	0	1	1	4
44 Jason Bay, R (1, 7) OBP: 0.321, SLG: 0.344		X SI 88 0-0 ① F8		B FC 82 C SI 89 X FF 88 1-1 1-3 2B		C CU 75 B SI 89 1 SAFE B SI 88 D CU 75 C CU 76 C FS 83 3-3 ③ K		X SI 96 0-0 ③ G4-3		4	0	1	0	0	1	3
21 Lucas Duda, L (1, 9) OBP: 0.331, SLG: 0.441		C SI 88 C FS 82 X SI 89 0-2 ② F7		H FC 84 1-0 HBP			X SI 89 0-0 ① F9		B FF 96 B FF 95 S FF 96 F FF 96 F FF 97 F KC 88 X FF 96 2-2 ① P5	3	0	0	0	0	0	0
30 Josh Thole, L (1, 2) OBP: 0.338, SLG: 0.311		B FF 89 S SI 89 X SI 90 1-1 ③ G6-3		C CU 74 F SI 90 B FF 90 X SI 90 1-2 ③ F7			B SI 90 F SI 90 B SI 90 C FC 83 X SI 91 2-2 ② G6-3		B FF 96 B FF 95 C FF 95 F FF 95 F FF 97 X KC 86 2-2 ② G6-3	4	0	0	0	0	0	3
43 R.A. Dickey, R (1, 1) OBP: 0.205, SLG: 0.184 22 Willie Harris, L (7, PH) OBP: 0.347, SLG: 0.318 40 Tim Byrdak, L (8, 1) 18 Ryota Igarashi, R (8, 1) 77 D.J. Carrasco, R (9, 1) 12 Scott Hairston, R (9, PH) OBP: 0.342, SLG: 0.553			C SI 89 F SI 89 X SI 90 0-2 ① G6-3		S SI 89 S SI 90 X SI 89 0-2 ① G5-3		B CU 76 B CU 76 F FC 84 B CU 75 C FC 85 F CU 78 B SI 90 4-2 BB		C FF 97 S FF 97 B KC 88 S KC 87 1-3 ③ K	2 0 0 0 0 0 1	0 0 0 0 0 0 0	0 0 0 0 0 0 0	0 0 0 0 0 0 0	0 1 0 0 0 0 1	0 0 0 0 0 0 0	0 0 0 0 0 0 0
Inning Stats	R: 1 H: 2 E: 0 LOB: 1 K: 1 BB: 0 S: 13 P: 19	R: 0 H: 0 E: 0 LOB: 0 K: 0 BB: 0 S: 6 P: 7	R: 0 H: 0 E: 0 LOB: 0 K: 0 BB: 0 S: 9 P: 14	R: 0 H: 1 E: 0 LOB: 3 K: 0 BB: 1 S: 10 P: 19	R: 0 H: 0 E: 0 LOB: 0 K: 0 BB: 0 S: 7 P: 7	R: 0 H: 0 E: 1 LOB: 1 K: 1 BB: 0 S: 8 P: 15	R: 0 H: 0 E: 0 LOB: 1 K: 0 BB: 1 S: 9 P: 18	R: 0 H: 1 E: 0 LOB: 2 K: 0 BB: 1 S: 7 P: 14	R: 0 H: 0 E: 0 LOB: 0 K: 1 BB: 0 S: 12 P: 17	1B: 2 SF: 0 2B: 2 SAC: 0 3B: 0 DP: 0 HR: 0 HBP: 1				WP: 0 PA: 36 PB: 0 SB: 0 CS: 0		

	AB	32
	R	1
	H	4
	RBI	1
	BB	3
	SO	3
	LOB	11

PITCHER		IP	WLS	BF	H	R	ER	SO	BB	IBB	HBP	BLK	WP	HR	S	P	ERA	WHIP
15 Tim Hudson, R ERA: 3.22	(1, 1)	7.0	W	28	3	1	1	2	2	0	1	0	0	0	62	99	1.29	0.714
39 Jonny Venters, L ERA: 1.24	(8, 1)	1.0	H	5	1	0	0	0	1	0	0	0	0	0	7	14	0.00	2.000
46 Craig Kimbrel, R ERA: 1.96	(9, 1)	1.0	S	3	0	0	0	1	0	0	0	0	0	0	12	17	0.00	0.000

PITCHER	IP	WLS	BF	H	R	ER	SO	BB	IBB	HBP	BLK	WP	HR	S	P	ERA	WHIP

Atlanta Braves @ New York Mets

Citi Field, Flushing, NY

Sat Aug 06 2011, 8:13 PM - 11:27 PM EDT

Att. 33,556 - Overcast - 75 F

livebaseballscorecards.com

TOP

Batter	1	2	3	4	5	6	7	8	9	AB	R	H	RBI	BB	SO	LOB
24 Michael Bourn, L (1, 8) OBP: 0.363, SLG: 0.403	C FF 91 B SI 91 X SI 90 1-1 5 G4-3 1B		B CU 72 C SI 91 B FC 87 C FC 89 X CU 74 2-2 14 BB 5 1B	B SI 90 X SI 90 1-0 14 CS 1B		C SL 81 C SI 88 S SL 82 0-3 ① K		B FF 96 B FF 96 C FF 97 F FF 98 B FF 98 B FF 100 4-2 14 S BB		4	1	3	0	1	1	0
14 Martín Prado, R (1, 7) OBP: 0.316, SLG: 0.415	C SI 91 F CH 85 1 SAFE 1 SAFE B FF 93 F FC 90 X FF 93 1-2 ① P4		B FC 86 D FF 91 1 SAFE B FF 91 1 SAFE C FF 90 B FC 87 4-1 26 1B 5 1B 10 G4-3 1-2 BB	B CH 84 C SI 90 X CH 84 1-1 ① 1-2 3B		B CH 82 B SL 83 C FF 88 X SL 83 2-1 ② F9		C FF 97 C FF 99 F FF 98 1 SAFE F SL 89 B FF 100 X SL 90 1-2 ② F9 1-2		4	1	1	0	1	0	2
5 Freddie Freeman, L (1, 3) OBP: 0.364, SLG: 0.479	1 SAFE S SI 92 X SI 92 0-1 ② G4-3 1-2		B FC 89 X FF 91 1-0 10 G4-3 26 1B 8 1B 1-2 2-H 1B	F FF 91 S FF 90 B FC 88 F FF 92 S SI 91 1-3 ② K		S SL 84 S SL 82 F SL 82 B FF 90 F SL 82 S SL 82 1-3 ③ K		F FF 100 F FF 101 S FF 99 0-3 ③ K		5	1	1	1	0	3	3
26 Dan Uggla, R (1, 4) OBP: 0.287, SLG: 0.433	C FF 89 F CU 76 B FF 92 F CU 76 S FF 92 1-3 ③ K		D CU 74 F SI 90 B CU 75 C FF 92 F FF 93 F CU 76 X CU 76 2-2 10 G4-3 8 1B 1-2 2-3 1B	B CH 86 C FF 91 F FF 91 S CU 76 1-3 ③ K			C KC 79 X KC 80 0-1 10 1B 2 G5-3 1B		C FF 91 X FF 93 0-1 HR	5	3	3	1	0	2	2
10 Chipper Jones, S (1, 5) OBP: 0.337, SLG: 0.430 22 Jason Heyward, L (9, PH) OBP: 0.312, SLG: 0.392		X SI 90 0-0 E3 17 1B	X FC 86 0-0 ① G4-3 1-2 2-3 3-H		X SI 89 0-0 ① G6-3		B SI 91 X SI 90 1-0 2 G5-3 1-3 1B		B FF 94 B CH 86 C CH 83 F SL 79 S SL 81 2-3 ① K	4 1	0 0	1 0	1 0	0 0	0 1	2 0
8 David Ross, R (1, 2) OBP: 0.323, SLG: 0.429		B FF 90 C SI 91 B SI 86 S FF 93 B CU 75 S FF 93 3-3 ① K	B FF 91 S SI 91 X FF 92 1-2 2 1B 17 FC4-6 2-H 3-H 1B		C FF 89 B CH 86 B FF 90 B FF 90 B FF 89 4-1 2 2B BB		C KC 79 C FF 93 B FF 92 D KC 80 F FF 94 B FF 93 F FF 93 T FF 94 3-2 ① K		C FF 94 B SL 82 X SL 80 1-1 ② F7	4	1	1	2	1	2	3
2 Alex Gonzalez, R (1, 6) OBP: 0.264, SLG: 0.337		B FF 91 C CU 74 D CU 75 B FF 93 S SI 91 C SI 92 3-3 ② K	X CU 75 0-0 17 FC4-6 1-3 1B	D CU 76 X SI 90 1-0 1-3 2B			S FF 95 X FF 93 0-1 ② G5-3 1-2 3-H		B FF 94 F FF 95 B FF 94 B SL 83 X FF 95 3-1 ③ L7	5	0	2	1	0	1	2
17 Jose Constanza, L (1, 9) OBP: 0.387, SLG: 0.484		C SI 90 X FF 91 0-1 1-2 1B	X FF 91 0-0 ② FC4-6 1-2f 3-H	F SI 90 X SI 92 0-1 ② G1-3			C KC 78 X KC 79 0-1 ③ G1-3			4	0	1	1	0	0	4
48 Tommy Hanson, R (1, 1) OBP: 0.051, SLG: 0.051 50 Cristhian Martinez, R (4, 1) OBP: 0.400, SLG: 0.600 28 Julio Lugo, R (5, PH) OBP: 0.220, SLG: 0.158 38 Anthony Varvaro, R (5, 1) 52 George Sherrill, L (7, 1) 7 Brooks Conrad, S (8, PH) OBP: 0.340, SLG: 0.438 43 Scott Proctor, R (8, 1)		S FC 88 C FC 87 C FF 92 0-3 ③ K	F FC 86 1 SAFE X FF 91 0-1 ③ G6-3	S FF 92 X FF 92 0-1 ③ G3				C SL 87 X KC 86 0-1 ① F9		2 0 0 1 0 0 1 0	0 0 0 0 0 0 0 0	0 0 0 0 0 0 0 0	0 0 0 0 0 0 0 0	1 0 0 0 0 0 0 0	0 0 2 0 0 0 0 0	3 0 0 0 0 0 0 0
Inning Stats	R: 0 E: 0 K: 1 S: 12 H: 1 LOB: 1 BB: 0 P: 15	R: 0 E: 1 K: 3 S: 12 H: 1 LOB: 2 BB: 0 P: 18	R: 5 E: 0 K: 0 S: 18 H: 5 LOB: 1 BB: 1 P: 28	R: 0 E: 0 K: 2 S: 10 H: 2 LOB: 1 BB: 0 P: 14	R: 0 E: 0 K: 0 S: 7 H: 1 LOB: 2 BB: 1 P: 12	R: 0 E: 0 K: 2 S: 10 H: 0 LOB: 0 BB: 0 P: 13	R: 1 E: 0 K: 1 S: 12 H: 2 LOB: 1 BB: 0 P: 16	R: 0 E: 0 K: 1 S: 12 H: 0 LOB: 1 BB: 1 P: 17	R: 1 E: 0 K: 1 S: 9 H: 1 LOB: 0 BB: 0 P: 15	1B: 10 2B: 1 3B: 1 HR: 1	SF: 0 SAC: 0 DP: 0 HBP: 0		WP: 0 PB: 0 SB: 1 CS: 1	PA: 43			

PITCHER		IP	WLS	BF	H	R	ER	SO	BB	IBB	HBP	BLK	WP	HR	S	P	ERA	WHIP
49 Jonathon Niese, L ERA: 4.12	(1, 1)	5.0	W	27	10	5	5	6	2	0	0	0	0	0	59	87	9.00	2.400
40 Tim Byrdak, L ERA: 3.62	(6, 1)	1.0	H	3	0	0	0	2	0	0	0	0	0	0	10	13	0.00	0.000
27 Pedro Beato, R ERA: 3.5	(7, 1)	1.0	H	5	2	1	1	1	0	0	0	0	0	0	12	16	9.00	2.000
39 Bobby Parnell, R ERA: 3.63	(8, 1)	1.0		4	0	0	0	1	1	0	0	0	0	0	12	17	0.00	1.000
46 Manny Acosta, R ERA: 4.84	(9, 1)	1.0		4	1	1	1	1	0	0	0	0	0	1	9	15	9.00	1.000

PITCHER	IP	WLS	BF	H	R	ER	SO	BB	IBB	HBP	BLK	WP	HR	S	P	ERA	WHIP

AB	40
R	7
H	13
RBI	7
BB	3
SO	11
LOB	23

BOTTOM

Atlanta Braves @ New York Mets

Citi Field, Flushing, NY

Sat Aug 06 2011, 8:13 PM - 11:27 PM EDT

Att. 33,556 - Overcast - 75 F

livebaseballscorecards.com

Batter	1	2	3	4	5	6	7	8	9	AB	R	H	RBI	BB	SO	LOB
7 José Reyes, S (1, 6) OBP: 0.378, SLG: 0.508	C FF 90 S CH 81 B CU 75 X FF 91 1-2 F9 ①	D SL 85 B CU 75 F CH 82 B FF 92 S CU 74 F SL 86 F FF 92 F CU 74 F CU 75 3-2 X CH 82 P5 ②		B CH 82 C SL 85 B CU 74 B CU 73 B FF 91 4-1 2 S 2 HR BB		X CH 87 0-0 1B	X SL 72 0-0 2 G3-4 1B 1-2 2-3 3-H			4	1	2	1	1	0	2
2 Justin Turner, R (1, 4) OBP: 0.329, SLG: 0.373	B FF 91 X FF 90 1-0 HR	B CU 74 C SL 85 B FF 90 C FF 91 B CU 74 S SL 86 3-3 K ③		P PO 78 C SL 84 B FF 89 B FF 90 X CU 74 3-1 1-H HR		C FF 91 F FF 90 B FF 92 1 SAFE C CH 86 1-3 K ① C FF 86 B FF 88 X FF 86 1-1 G3-4 ② 1-2 2-3 3-H			5	2	2	4	0	2	5
28 Daniel Murphy, L (1, 3) OBP: 0.360, SLG: 0.446	B FF 90 B FF 90 X FF 90 2-0 5 2B 1B		C FF 89 C CH 81 B FF 90 B CH 80 B CU 75 S SL 86 3-3 K ① B SI 87 C SI 87 X SI 87 1-1 G4-3 ②			B CH 86 1 SAFE B FF 90 F FF 90 X FF 91 2-1 F8 ② D SL 74 C FF 87 C FF 86 F FF 88 B SL 78 X SL 74 2-2 F9 ③			5	1	1	0	0	1	3
5 David Wright, R (1, 5) OBP: 0.357, SLG: 0.454	X FF 90 0-0 1-H 2B		C SL 83 F FF 91 B SL 85 X FF 91 1-2 F9 ② X SI 89 0-0 F9 ③			1 SAFE B CH 84 1 SAFE C FF 90 B FF 92 1 SAFE X CH 86 2-1 L9 ③		B FF 92 B FF 94 F SI 94 B SI 94 F SI 95 B FF 94 4-2 16 1B 44 1B BB		4	1	1	1	1	0	1
16 Ángel Pagán, S (1, 8) OBP: 0.317, SLG: 0.351	X SL 85 0-0 P2 ②		C FF 90 B CU 74 B CU 74 C FF 91 B SL 84 B SL 82 4-2 44 S 44 HR BB		S FF 91 F FF 92 B FF 94 X CU 79 1-2 44 S 1B		L CH 85 C FF 91 X CH 86 0-2 12 1B 2B	B FF 93 B FF 94 X SI 94 2-0 44 1B 1-2 1B		4	2	3	0	1	0	1
44 Jason Bay, R (1, 7) OBP: 0.322, SLG: 0.355	B SL 85 C SL 84 S CU 75 C FF 91 1-3 K ③		1 SAFE C SL 84 X SL 85 0-1 1-H HR		D FF 92 S FF 90 1 SAFE S FF 88 F FF 92 S CU 77 1-3 K ① 1-2	C FF 92 S CH 85 B FF 91 B CU 79 X FF 92 2-2 F9 ①	S FF 93 C FF 92 X SL 82 0-2 1-2 2-H 1B		5	1	2	3	0	2	3
21 Lucas Duda, L (1, 9) OBP: 0.331, SLG: 0.439 12 Scott Hairston, R (7, PH) OBP: 0.345, SLG: 0.552 (8, 9)		B FF 90 F CH 81 X CH 80 1-1 30 2B 1B	C CU 74 B CU 74 B FF 91 C SL 84 C FF 90 2-3 K ③		B FF 91 B FF 92 B CH 86 S CH 86 X FF 92 3-2 F7 ②	C FF 87 B FF 86 C SL 74 F FF 88 X SL 72 1-2 30 1B 7 1B 2-H 1B	B SL 81 B SL 81 X FF 94 2-0 F8 ①		3	0	1	0	0	1	1
									2	1	1	1	0	0	2
30 Josh Thole, L (1, 2) OBP: 0.347, SLG: 0.336		C FF 90 C SL 84 X FF 90 0-2 1-3 2B		C FF 89 B CU 73 B FF 89 X FF 90 2-1 HR	I IN 58 I IN 54 I IN 51 4-0 IBB	C FF 85 B FF 86 X SL 74 1-1 7 1B 6 BB 2 G3-4 1-3 1B	F FF 94 B FF 92 X FF 88 1-1 F8 ②		4	2	3	1	1	0	2
49 Jonathon Niese, L (1, 1) OBP: 0.149, SLG: 0.116 22 Willie Harris, L (5, PH) OBP: 0.345, SLG: 0.316 40 Tim Byrdak, L (6, 1) 27 Pedro Beato, R (7, 1) 6 Nick Evans, R (7, PH) OBP: 0.361, SLG: 0.333 39 Bobby Parnell, R (8, 1) 20 Jason Pridie, L (8, PH) OBP: 0.297, SLG: 0.362 46 Manny Acosta, R (9, 1)		B FF 90 F FF 91 B FF 91 B FF 91 F FF 91 S FF 91 3-3 K ①	X FF 91 0-0 L8 ①	B FF 92 S CU 77 S FF 92 B FF 95 S FF 93 2-3 K ③		C FF 86 F FF 86 F FF 88 F FF 87 B SL 70 D SL 74 D SL 73 B SL 73 4-2 2 G3-4 7 1B 1-2 BB	D SI 94 X FF 94 1-0 F7 ③		2	0	0	0	0	1	2
									1	0	0	0	0	1	2
									0	0	0	0	0	0	0
									0	0	0	0	0	0	0
									0	0	0	0	1	0	0
									0	0	0	0	0	0	0
									1	0	0	0	0	0	2
									0	0	0	0	0	0	0
Inning Stats	R: 2 E: 0 K: 1 S: 10 H: 3 LOB: 1 BB: 0 P: 15	R: 0 E: 0 K: 2 S: 18 H: 2 LOB: 2 BB: 0 P: 28	R: 2 E: 0 K: 2 S: 13 H: 1 LOB: 0 BB: 1 P: 23	R: 3 E: 0 K: 0 S: 10 H: 2 LOB: 0 BB: 1 P: 19	R: 0 E: 0 K: 2 S: 13 H: 1 LOB: 2 BB: 1 P: 24	R: 0 E: 0 K: 1 S: 8 H: 1 LOB: 1 BB: 0 P: 13	R: 3 E: 0 K: 0 S: 23 H: 4 LOB: 2 BB: 1 P: 34	R: 1 E: 0 K: 0 S: 10 H: 2 LOB: 2 BB: 1 P: 20		1B: 9 2B: 3 3B: 0 HR: 4 SF: 0 SAC: 0 DP: 0 HBP: 0					WP: 0 PB: 0 SB: 4 CS: 0 PA: 45	

	AB	40
	R	11
	H	16
	RBI	11
	BB	5
	SO	8
	LOB	26

PITCHER		IP	WLS	BF	H	R	ER	SO	BB	IBB	HBP	BLK	WP	HR	S	P	ERA	WHIP
48 Tommy Hanson, R ERA: 3.6	(1, 1)	3.1	L	20	8	7	7	5	2	0	0	0	0	4	48	81	18.90	3.000
50 Cristhian Martinez, R ERA: 3.33	(4, 1)	0.2		2	0	0	0	0	0	0	0	0	0	0	3	4	0.00	0.000
38 Anthony Varvaro, R ERA: 1.29	(5, 1)	2.1		11	3	1	1	3	0	1	0	0	0	0	27	45	3.86	1.286
52 George Sherrill, L ERA: 3.38	(7, 1)	0.2		6	3	2	2	0	1	0	0	0	0	0	17	26	27.00	6.000
43 Scott Proctor, R ERA: 5.9	(8, 1)	1.0		6	2	1	1	0	1	0	0	0	0	0	10	20	9.00	3.000

PITCHER		IP	WLS	BF	H	R	ER	SO	BB	IBB	HBP	BLK	WP	HR	S	P	ERA	WHIP

Atlanta Braves @ New York Mets

Citi Field, Flushing, NY

Sun Aug 07 2011, 1:11 PM - 4:35 PM EDT

Att. 29,853 - Partly Cloudy - 86 F

TOP

livebaseballscorecards.com

Batter	1	2	3	4	5	6	7	8	9	AB	R	H	RBI	BB	SO	LOB
24 Michael Bourn, L (1, 8) OBP: 0.363, SLG: 0.401	BB		K	FC4-6		1B		L3	K	5	0	1	1	1	2	3
14 Martín Prado, R (1, 5) (6, 7) OBP: 0.316, SLG: 0.410	P3		HBP	G5-3		G4-3		BB	FC4-6	4	0	0	0	1	0	5
5 Freddie Freeman, L (1, 3) OBP: 0.362, SLG: 0.474	F9		FC3		K	BB		K		4	0	0	0	1	2	3
26 Dan Uggla, R (1, 4) OBP: 0.286, SLG: 0.430	G4-3		F8		G6-3	P4				5	0	1	0	0	0	5
22 Jason Heyward, L (1, 9) OBP: 0.317, SLG: 0.403		HR	HBP		BB	G4-3		K		2	2	1	1	1	0	2
34 Eric O'Flaherty, L (6, 1)										0	0	0	0	0	0	0
7 Brooks Conrad, S (8, PH) OBP: 0.337, SLG: 0.432					HR					1	0	0	0	0	1	2
39 Jonny Venters, L (8, 1)										0	0	0	0	0	0	0
8 David Ross, R (9, 2) OBP: 0.323, SLG: 0.429									1B	0	0	0	0	0	0	0
2 Alex Gonzalez, R (1, 6) OBP: 0.265, SLG: 0.345		F8	K		HR		F8		1B	5	2	2	2	0	1	3
17 Jose Constanza, L (1, 7) OBP: 0.429, SLG: 0.588		G6-3		FC4-6	HR			BB	SH5-4	3	2	2	1	1	0	0
27 J.C. Boscan, R (1, 2) OBP: 0.375, SLG: 0.375				G6-4-3					BB	4	0	2	0	0	1	2
20 Eric Hinske, L (9, PH) OBP: 0.317, SLG: 0.440		1B			1B		K			0	0	0	0	1	0	0
46 Craig Kimbrel, R (9, 1)										0	0	0	0	0	0	0
36 Mike Minor, R (1, 1) OBP: 0.333, SLG: 0.385		K		BB	FC5-4		P6			2	0	0	0	1	1	2
10 Chipper Jones, S (6, 5) OBP: 0.338, SLG: 0.431									1B	2	0	1	1	0	0	1

Inning Stats	1	2	3	4	5	6	7	8	9
	R: 0 E: 1 K: 0 S: 5	R: 1 E: 0 K: 1 S: 12	R: 0 E: 1 K: 2 S: 17	R: 1 E: 0 K: 0 S: 12	R: 3 E: 0 K: 1 S: 11	R: 0 E: 1 K: 0 S: 14	R: 0 E: 0 K: 1 S: 7	R: 0 E: 0 K: 2 S: 12	R: 1 E: 0 K: 1 S: 8
	H: 0 LOB: 1 BB: 1 P: 12	H: 2 LOB: 1 BB: 0 P: 17	H: 0 LOB: 3 BB: 0 P: 25	H: 1 LOB: 1 BB: 1 P: 24	H: 3 LOB: 1 BB: 1 P: 23	H: 1 LOB: 2 BB: 1 P: 23	H: 0 LOB: 1 BB: 1 P: 17	H: 1 LOB: 2 BB: 1 P: 21	H: 2 LOB: 2 BB: 1 P: 16

	AB	37
	R	6
	H	10
	RBI	6
	BB	7
	SO	8
	LOB	28

	1B: 7	SF: 0	WP: 1	PA: 47
	2B: 0	SAC: 1	PB: 0	
	3B: 0	DP: 0	SB: 1	
	HR: 3	HBP: 2	CS: 0	

PITCHER		IP	WLS	BF	H	R	ER	SO	BB	IBB	HBP	BLK	WP	HR	S	P	ERA	WHIP
35 Dillon Gee, R ERA: 3.93	(1, 1)	5.0		27	6	5	5	4	3	0	2	0	1	3	57	101	9.00	1.800
77 D.J. Carrasco, R ERA: 4.81	(6, 1)	1.0		5	1	0	0	0	1	0	0	0	0	0	14	23	0.00	2.000
46 Manny Acosta, R ERA: 4.63	(7, 1)	1.0		4	0	0	0	1	1	0	0	0	0	0	7	17	0.00	1.000
40 Tim Byrdak, L ERA: 3.54	(8, 1)	0.2		3	0	0	0	1	1	0	0	0	0	0	8	16	0.00	1.500
39 Bobby Parnell, R ERA: 3.75	(8, 1)	1.1	L	8	3	1	1	2	1	0	0	0	0	0	12	21	6.75	3.000

PITCHER		IP	WLS	BF	H	R	ER	SO	BB	IBB	HBP	BLK	WP	HR	S	P	ERA	WHIP

BOTTOM

Atlanta Braves @ New York Mets

Citi Field, Flushing, NY

Sun Aug 07 2011, 1:11 PM - 4:35 PM EDT

Att. 29,853 - Partly Cloudy - 86 F

livebaseballscorecards.com

Batter	1	2	3	4	5	6	7	8	9	AB	R	H	RBI	BB	SO	LOB
7 José Reyes, S (1, 6) OBP: 0.377, SLG: 0.507 22 Willie Harris, L (2, PH) OBP: 0.350, SLG: 0.323 (3, 4) 46 Manny Acosta, R (7, 1) 40 Tim Byrdak, L (8, 1) 30 Josh Thole, L (8, 2) OBP: 0.346, SLG: 0.335	C FF 91 B CH 84 C CH 85 B KC 82 F FF 94 X CH 86 2-2 G5-3	B FF 92 X SL 86 1-0 1-3 3-H 1B		C FF 92 C FF 92 B FF 92 C FF 92 1-3 K		C SL 85 F SI 92 F FF 93 D SL 86 F SL 85 X SI 93 1-2 1-3 3-H 1B		F SI 96 X SL 87 0-1 L8		1 0 0 0 0 0 0 3 0 2 2 0 1 1 0 0 0 0 0 0 0 0 0 0 0 0 0 0 1 0 0 0 0 0 0						
2 Justin Turner, R (1, 4) OBP: 0.330, SLG: 0.371 (3, 6) (8, 4)	C SL 84 B FF 93 B FF 93 F FF 93 F FF 94 B FF 94 X FF 93 3-2 1B	X CH 85 0-0 F9			C FF 91 F CH 85 S FF 92 0-3 K	C FF 91 B SI 94 B SL 85 X SL 85 2-1 F9		F SI 96 B SI 96 B SI 96 B SI 95 B FF 96 4-1 5 BB		4 0 1 0 1 1 4						
5 David Wright, R (1, 5) OBP: 0.354, SLG: 0.445 (8, 6)	C FF 91 C FF 92 F FF 92 S KC 81 0-3 K		S SL 83 B FF 91 X CH 85 1-1 G6-3		B CH 85 C SL 85 B FF 91 F CH 85 T FF 91 2-2 K		F SI 92 B SI 92 F CH 85 S FF 92 1-3 K	B SL 86 B SI 94 B SI 94 C SI 95 C SI 94 B SI 96 4-2 1-2 BB		4 0 0 0 1 3 1						
12 Scott Hairston, R (1, 9) OBP: 0.331, SLG: 0.527 (7, 4) (8, 9)	C FF 92 S CH 87 X FF 94 0-2 L8		B SL 85 C CH 86 B FF 92 X FF 92 2-1 P3		C SL 85 S KC 81 B KC 82 B CH 86 B FF 92 S FF 91 3-3 K		C SI 94 S CH 86 B SI 88 X FF 93 1-2 P4	B SL 86 S SL 86 B SI 95 X SI 95 2-1 P3		5 0 0 0 0 1 3						
44 Jason Bay, R (1, 7) OBP: 0.331, SLG: 0.361		F FF 92 F FF 92 F FF 93 B FF 92 X FF 92 1-2 6 1B 35 1B 1B	B FF 92 F CH 87 B KC 81 B CH 86 S CH 85 F CH 86 B CH 87 4-2 BB			B FF 90 B CH 84 B FF 91 C FF 89 B FF 89 4-1 6 E 6 1B 28 1B BB	B SI 93 C SI 93 X SI 94 1-1 16 S 16 2B 1B		B KC 85 X FF 96 1-0 16 G4-3 1B	3 3 3 0 2 0 0						
16 Ángel Pagán, S (1, 8) OBP: 0.315, SLG: 0.351		B FF 91 X CH 85 1-0 F7	B FF 90 D FF 91 X CH 84 2-0 F7			B CH 82 X CH 83 1-0 F8	B FF 94 F SI 94 C FF 93 X SL 87 1-2 1-H 2B		1 SAFE 1 SAFE L FF 96 1 SAFE B FF 95 C FF 96 X FF 97 1-2 G4-3 1-2f	5 0 1 1 0 0 4						
9 Ronny Paulino, R (1, 2) OBP: 0.335, SLG: 0.380 39 Bobby Parnell, R (8, 1) 20 Jason Pridie, L (9, PH) OBP: 0.301, SLG: 0.362		C FF 91 B FF 91 T FF 90 X KC 81 1-2 F9		X SL 83 0-0 F8		X FF 89 0-0 F9	I IN 56 I IN 61 I IN 59 I IN 64 4-0 IBB		B FF 96 F FF 95 B FF 96 B FF 96 F FF 94 B FF 94 4-2 BB	3 0 0 0 1 0 2 0 0 0 0 0 0 0 0 0 0 0 1 0 0							
6 Nick Evans, R (1, 3) OBP: 0.366, SLG: 0.344 (8, 5)		1 SAFE S KC 80 C FF 90 X CH 86 0-2 35 1B 22 1B 1-2 1B		C CH 85 T KC 82 B CH 86 X KC 82 1-2 L7		C FF 90 B FF 91 X FF 90 1-1 E7 28 1B 22 1B 1-3 1B	B SI 93 B CH 85 C FF 93 B SL 86 F SI 93 C FF 93 3-3 K		B KC 86 S FF 97 B FF 97 F FF 96 F FF 98 X KC 86 2-2 G5-3	5 2 2 0 0 1 3						
35 Dillon Gee, R (1, 1) OBP: 0.162, SLG: 0.143 77 D.J. Carrasco, R (6, 1) 28 Daniel Murphy, L (6, PH) OBP: 0.362, SLG: 0.448 (7, 4) 21 Lucas Duda, L (7, 9) OBP: 0.329, SLG: 0.436 (8, 3)		B SL 85 C FF 91 B FF 91 X FF 90 2-1 22 1B 1-3 2-H 1B		C FF 91 X SL 83 0-1 1B		F SL 87 X SL 88 0-1 22 1B 2-3 3-H 1B		C SI 95 S SL 87 S SL 87 0-3 K		2 0 2 1 0 0 0 0 0 0 0 0 0 0 1 0 1 1 0 0 0 1 0 0 0 0 1 0						
Inning Stats	R: 0 E: 0 K: 1 S: 15 H: 1 LOB: 1 BB: 0 P: 20	R: 2 E: 0 K: 0 S: 15 H: 4 LOB: 2 BB: 0 P: 21	R: 0 E: 0 K: 0 S: 8 H: 0 LOB: 1 BB: 1 P: 17	R: 0 E: 0 K: 1 S: 9 H: 1 LOB: 1 BB: 0 P: 11	R: 0 E: 0 K: 3 S: 9 H: 0 LOB: 0 BB: 0 P: 14	R: 2 E: 1 K: 0 S: 14 H: 3 LOB: 2 BB: 1 P: 23	R: 1 E: 0 K: 2 S: 14 H: 2 LOB: 2 BB: 1 P: 25	R: 0 E: 0 K: 1 S: 10 H: 0 LOB: 2 BB: 2 P: 20	R: 0 E: 0 K: 0 S: 10 H: 1 LOB: 1 BB: 1 P: 18	1B: 11 2B: 1 3B: 0 HR: 0 SF: 0 SAC: 0 DP: 1 HBP: 0						

	AB	38
	R	5
	H	12
	RBI	5
	BB	6
	SO	8
	LOB	18

PITCHER		IP	WLS	BF	H	R	ER	SO	BB	IBB	HBP	BLK	WP	HR	S	P	ERA	WHIP
36 Mike Minor, L ERA: 4.85	(1, 1)	5.2		26	7	4	4	5	2	0	0	0	0	0	61	94	6.35	1.588
34 Eric O'Flaherty, L ERA: 1.04	(6, 1)	1.1	B	9	4	1	1	2	0	1	0	0	0	0	23	37	6.75	3.000
39 Jonny Venters, L ERA: 1.22	(8, 1)	1.0	W	5	0	0	0	1	2	0	0	0	0	0	10	20	0.00	2.000
46 Craig Kimbrel, R ERA: 1.93	(9, 1)	1.0	S	4	1	0	0	0	1	0	0	0	0	0	10	18	0.00	2.000

PITCHER	IP	WLS	BF	H	R	ER	SO	BB	IBB	HBP	BLK	WP	HR	S	P	ERA	WHIP

WP: 0 PA: 44
PB: 0
SB: 1
CS: 0

Atlanta Braves @ Florida Marlins

Sun Life Stadium, Miami, FL

Mon Aug 08 2011, 7:12 PM - 10:11 PM EDT

Att. 20,330 - Overcast - 83 F

TOP

livebaseballscorecards.com

Batter	1	2	3	4	5	6	7	8	9	AB	R	H	RBI	BB	SO	LOB
24 Michael Bourn, L (1, 8) OBP: 0.363, SLG: 0.401	G4-3	14 2B, 5 1B, 1B		G3		14 E, 14 S, 26 SF7, 1B		G3-1		5	2	2	1	0	0	1
14 Martín Prado, R (1, 7) OBP: 0.317, SLG: 0.411	P3	5 1B, 2B		BB		G6-3		K		4	1	1	1	1	1	1
5 Freddie Freeman, L (1, 3) OBP: 0.364, SLG: 0.475 20 Eric Hinske, L (8, 3) OBP: 0.317, SLG: 0.440	26 BB, 1B	2-H, 3-H, 1B		G4-3		10 1B, IBB		K		4 0	0 0	2 0	2 0	1 0	1 0	2 0
26 Dan Uggla, R (1, 4) OBP: 0.287, SLG: 0.429	1-2, BB	G1-3			10 1B, 2 HR, 1B	SF7, 3-H			F7	3	1	1	1	1	0	1
10 Chipper Jones, S (1, 5) OBP: 0.339, SLG: 0.430	F8	F8			2 HR, 1B	1B			G6-3	5	1	2	0	0	0	2
2 Alex Gonzalez, R (1, 6) OBP: 0.264, SLG: 0.350		G6-3	K		1-H, 2-H, HR	K			G5-3	5	1	1	3	0	2	2
8 David Ross, R (1, 2) OBP: 0.320, SLG: 0.417		32 SH5-4, 17 1B, 24 1B, BB	P4		K	K	K			3	1	0	0	1	2	0
17 Jose Constanza, L (1, 9) OBP: 0.436, SLG: 0.579		24 1B, 32 SH5-4, 14 2B, 1B		24 G3, 32 SH3-4, 1B	L4	G6-3				4	1	2	0	0	0	0
32 Derek Lowe, R (1, 1) OBP: 0.262, SLG: 0.308 7 Brooks Conrad, S (7, PH) OBP: 0.333, SLG: 0.427 50 Cristhian Martinez, R (7, 1) OBP: 0.400, SLG: 0.600 43 Scott Proctor, R (9, 1) 46 Craig Kimbrel, R (9, 1)		SH5-4		SH3-4	K	K				1 1 0 0 0	0 0 0 0 0	0 0 0 0 0	0 0 0 0 0	0 0 0 0 0	1 1 0 0 0	0 0 0 0 0

	AB	35
	R	8
	H	11
	RBI	8
	BB	4
	SO	8
	LOB	9

| Inning Stats | | | |

Atlanta Braves @ Florida Marlins

Sun Life Stadium, Miami, FL

Mon Aug 08 2011, 7:12 PM - 10:11 PM EDT

Att. 20,330 - Overcast - 83 F

BOTTOM

Batter	1	2	3	4	5	6	7	8	9	AB	R	H	RBI	BB	SO	LOB
1 Emilio Bonifácio, S (1, 6) OBP: 0.358, SLG: 0.374	B SI 88 B SI 87 C SI 87 F FC 85 F SI 87 F SI 88 X SL 81 2-2 6 CS 1B		C FC 86 X SI 88 0-1 27 BB 6 1B 15 G4-3 1-2 1B		C SI 87 F FC 86 C SI 87 0-3 ① K		C SI 89 F CH 84 X SI 90 0-2 ③ G3-1		C KC 85 S KC 86 F FF 97 F FF 98 B KC 85 S KC 86 1-3 ② K 1-2	5	1	2	0	0	2	1
6 Alfredo Amezaga, S (1, 4) OBP: 0.314, SLG: 0.283	C SI 87 B SL 80 B CH 82 C SL 80 B CH 83 B SI 87 4-2 ① 29 1B 1-2 BB		S SL 80 X SL 80 0-1 15 G4-3 27 BB 1-2 2-3 1B		C SI 87 B SI 88 X CH 82 1-1 ② F7			C SI 87 X SI 89 0-1 ① F8	C FF 96 F FF 96 S KC 86 0-3 ③ K	4	0	1	0	1	1	1
29 Greg Dobbs, L (1, 5) OBP: 0.345, SLG: 0.417	D CH 83 1 SAFE 1 SAFE C SI 88 1 SAFE F SI 87 B SI 88 X FC 87 2-2 15 G5-3 27 BB 1-3 1B		C SI 88 B SI 88 F CH 84 S SI 88 1-3 ① K		C SI 80 B SI 88 B SI 88 X SI 88 2-1 ③ F9			B SI 89 B SI 88 X SI 88 2-0 HR		4	1	2	1	0	1	3
27 Giancarlo Stanton, R (1, 9) OBP: 0.339, SLG: 0.529	B SL 82 B SL 81 B SI 87 C SI 88 B CH 83 4-1 1-2 BB		C SI 88 B SI 88 B SL 82 B CH 84 C SL 82 B SI 88 4-2 15 G4-3 1-2 2-3 3-H BB			C SI 87 B SI 86 X SI 87 1-1 2B		B SL 82 C SL 82 B SI 91 F CH 83 X CH 84 2-2 ② P3		2	0	1	1	2	0	0
15 Gaby Sanchez, R (1, 3) OBP: 0.358, SLG: 0.452	X SI 88 0-0 ② ③ G5-3 2-3f		F CH 83 B CH 84 X SL 81 1-1 ② G4-3 1-2 2-3 3-H			C SI 86 D CH 82 F SL 80 F FC 84 F SL 79 B SI 88 X SI 86 2-2 ① L8		F SI 90 F SL 82 D CH 84 S CH 84 1-3 ③ K		4	0	0	1	0	1	6
24 Mike Cameron, R (1, 8) OBP: 0.261, SLG: 0.309		C SI 86 X SI 88 0-1 ① F9	B SL 82 C SL 81 F SI 88 X SL 81 1-2 ③ P6			X SI 87 0-0 ② G5-3			B FF 93 B SI 94 F FF 93 F FF 94 B FF 94 F SL 83 B FF 94 4-2 14 HR BB	3	1	0	0	1	0	3
11 Bryan Petersen, L (1, 7) OBP: 0.296, SLG: 0.349		C SI 87 B SI 88 X CH 84 1-1 ② G6-3		B SI 87 C SI 89 F CH 83 B SI 89 X CH 84 2-2 ① G4-3		C SL 79 B SL 82 B SL 79 X SL 79 2-1 ③ P5			C FF 94 B FF 87 B FF 93 F FF 94 B FF 94 F FF 94 C FF 94 3-3 ① K	4	0	0	0	0	1	2
14 John Buck, R (1, 2) OBP: 0.317, SLG: 0.381		C SI 88 B SI 88 B SI 87 S SL 79 B FC 85 C SI 88 3-3 ③ K		C SL 81 B CH 84 X SI 88 1-1 ② G6-3			C SI 89 C SI 89 B SL 81 T CH 82 1-2 ① K		D CU 75 B SI 94 F FF 95 X FF 93 2-1 1-H HR	4	1	1	2	0	2	0
52 Brad Hand, L (1, 1) OBP: 0.091, SLG: 0.091 44 Brian Sanches, R (6, 1) OBP: 0.200, SLG: 0.200 18 Wes Helms, R (7, PH) OBP: 0.277, SLG: 0.243 31 Steve Cishek, R (8, 1) 9 Brett Hayes, R (9, PH) OBP: 0.337, SLG: 0.469			C SI 86 T SI 87 F CH 82 F SI 88 X SI 88 0-2 6 1B 1 1B 27 BB 1B	X SI 88 0-0 ③ G3			C FF 90 X SL 81 0-1 ② F8		B CU 74 C FF 93 B SL 81 F SL 81 F FF 94 B FF 95 F FF 94 D FF 95 4-2 1 WP BB	2 0 1 0 0	1 0 0 0 0	1 0 0 0 0	0 0 0 0 0	0 0 0 0 1	0 0 0 0 0	0 0 0 0 0
Inning Stats	R: 0 E: 0 K: 0 S: 12 H: 2 LOB: 2 BB: 2 P: 24	R: 0 E: 0 K: 1 S: 7 H: 0 LOB: 0 BB: 0 P: 11	R: 2 E: 0 K: 1 S: 19 H: 3 LOB: 2 BB: 1 P: 26	R: 0 E: 0 K: 0 S: 6 H: 0 LOB: 0 BB: 0 P: 9	R: 0 E: 0 K: 1 S: 7 H: 0 LOB: 0 BB: 0 P: 10	R: 0 E: 0 K: 0 S: 10 H: 1 LOB: 1 BB: 0 P: 15	R: 0 E: 0 K: 1 S: 8 H: 0 LOB: 0 BB: 0 P: 9	R: 1 E: 0 K: 1 S: 9 H: 1 LOB: 0 BB: 0 P: 14	R: 2 E: 0 K: 3 S: 21 H: 1 LOB: 1 BB: 2 P: 35	1B: 5 2B: 1 3B: 0 HR: 2 SF: 0 SAC: 0 DP: 1 HBP: 0						

livebaseballscorecards.com

AB	33
R	5
H	8
RBI	5
BB	5
SO	8
LOB	16

PITCHER		IP	WLS	BF	H	R	ER	SO	BB	IBB	HBP	BLK	WP	HR	S	P	ERA	WHIP
32 Derek Lowe, R ERA: 4.78	(1, 1)	6.0	W	25	6	2	2	3	3	0	0	0	0	0	61	95	3.00	1.500
50 Cristhian Martinez, R ERA: 3.38	(7, 1)	2.0		7	1	1	1	2	0	0	0	0	0	1	17	23	4.50	0.500
43 Scott Proctor, R ERA: 6.44	(9, 1)	0.1		4	1	2	2	1	2	0	0	0	0	1	13	26	54.00	9.000
46 Craig Kimbrel, R ERA: 1.91	(9, 1)	0.2	S	2	0	0	0	2	0	0	0	0	1	0	8	9	0.00	0.000

PITCHER	IP	WLS	BF	H	R	ER	SO	BB	IBB	HBP	BLK	WP	HR	S	P	ERA	WHIP

WP: 1 PA: 38
PB: 0
SB: 0
CS: 1

Batter	1	2	3	4	5	6	7	8	9	10	11	AB	R	H	RBI	BB	SO	LOB
24 Michael Bourn, L (1, 8) OBP: 0.365, SLG: 0.402	C SI 86 B CU 66 X SI 87 1-1 L6	B CH 79 F SI 86 S CH 80 B CU 70 B CH 82 B SI 87 4-2 1-2 2-3 3-H BB			C SI 85 B CH 80 B SI 87 B SI 84 F SI 85 F SI 85 F SI 85 C SI 84 3-3 K	C SI 85 B CH 77 S SI 84 D CU 66 B SI 87 F CH 79 F SI 86 B SI 85 4-2 5 HBP 14 1B BB		B SI 86 X SI 86 1-0 G1-3			1 SAFE 1 SAFE X FF 92 0-0 1-2 14 1B 2B	4	1	1	1	2	1	0
14 Martín Prado, R (1, 7) OBP: 0.323, SLG: 0.423	B SI 87 B SI 87 C SI 84 B SL 77 F SI 85 X SI 85 3-2 1B	B SI 88 C SI 88 B SL 81 X SI 88 2-1 G1-3			B SL 80 X SI 85 1-0 HR	C SL 81 X CU 67 0-1 5 HBP 1-2 2-H 1B			C FF 94 B CH 87 B CH 85 X FF 94 2-1 P4		B FF 94 X FF 94 1-0 5 G3 2-H 1B	6	1	4	3	0	0	3
5 Freddie Freeman, L (1, 3) OBP: 0.362, SLG: 0.469	X SI 86 0-0 F8		X SI 86 0-0 F7		C SI 86 F CH 80 X CU 70 0-2 G1-3	H FF 94 1-0 1-2 2-3 HBP			B FF 97 C CH 86 S CH 88 B FF 96 B CH 87 F CH 88 F FF 95 X 3-2 G4-3		S FS 88 X FS 87 0-1 G3 2-3	5	0	0	0	0	0	3
26 Dan Uggla, R (1, 4) OBP: 0.285, SLG: 0.426	C SI 87 1 SAFE F SI 89 S CU 70 0-3 K		F SI 86 B SL 81 X SI 87 1-1 F8		S CU 67 C SI 88 B SL 81 X CU 68 1-2 10 1B	B SL 82 S FF 89 S FF 89 B FO 79 C FF 88 2-3 K			B SI 96 B FF 95 X FF 96 2-0 F9		X FF 93 0-0 F8	6	0	1	0	0	2	6
10 Chipper Jones, S (1, 5) OBP: 0.340, SLG: 0.430		S SI 85 B SL 80 B SI 84 X SI 84 2-1 G4-3	X SI 86 0-0 G4-3		X SI 86 0-0 2 FC6-4 1-3 1B		C FF 87 S FF 88 F FO 80 S FO 79 0-3 K			C FS 85 B FS 86 X FF 91 1-1 2 FC1-6 1B		5	0	2	0	0	1	0
2 Alex Gonzalez, R (1, 6) OBP: 0.264, SLG: 0.348		B SI 86 F SI 85 L SL 80 X SL 81 1-2 37 BB 8 1B 24 BB 1B		C SI 84 C CU 68 S SL 82 0-3 K	X SI 87 0-0 FC6-4 1-2f		B SL 83 B FF 88 B FF 88 C FF 87 T FF 88 F FF 88 X FF 87 3-2 F9			X FF 90 0-0 FC1-6 8 SH5-3 1-2f		5	1	1	0	0	1	3
8 David Ross, R (1, 2) OBP: 0.326, SLG: 0.420		X SI 87 0-0 24 BB 37 BB 1-2 1B		X SI 86 0-0 1B		C SL 79 C SL 77 B CU 67 X SI 87 1-2 F9	S FF 88 B FF 88 C FF 88 B SL 84 S FF 89 2-3 K			X SL 82 0-0 SH5-3 1-2		4	0	2	0	0	1	0
17 Jose Constanza, L (1, 9) OBP: 0.409, SLG: 0.524		B SI 87 B SI 86 B SI 85 C SI 84 X SI 85 3-1 F8		B SI 86 X SI 85 1-0 F7		B CH 81 B SI 85 B SI 84 B SI 85 4-0 37 S 14 1B BB		C SI 84 C SI 87 S SL 77 0-3 K		B FF 92 F FF 93 F FF 93 F FF 93 S FS 88 1-3 K		4	1	0	0	1	2	4
37 Brandon Beachy, R (1, 1) then plays as a DH 38 Anthony Varvaro, R (7, 1) 28 Julio Lugo, R (8, PH) then DH for a few 34 Eric O'Flaherty, L (8, 1) 39 Jonny Venters, L (8, 1) 52 George Sherrill, L (10, 1) 20 Eric Hinske, L (11, PH) 22 Jason Heyward, L (11, PH) then DH for a few 46 Craig Kimbrel, R (11, 1)		B SL 81 C SI 86 B SI 86 B SI 85 B SI 86 4-1 24 BB 1-2 2-3 BB		C SI 85 S SI 86 S CU 68 0-3 K		1 SAFE B SI 85 F SI 84 S SL 79 X SL 80 1-2 F8 1-2		B SI 87 B SI 86 C SI 87 F SI 87 X SI 87 2-2 G1-3			B S FS 87 B FF 92 S FF 93 B FF 94 4-1 24 2B BB	2 0 0 0 1 1 2 0 0 0 0 0 0 0 1 0 0 0 0 0 0 0 0 0 0 0 0 0 0 0 0 0 0 0 0 0 0 0 0 0 0 0 0 0 0 0 1 0 0 0 0 0 0 0 0 0 0 0 0 0 0 0 0						
Inning Stats	R: 0 E: 0 K: 1 S: 9 H: 1 LOB: 1 BB: 0 P: 13	R: 1 E: 0 K: 0 S: 13 H: 2 LOB: 3 BB: 2 P: 29	R: 0 E: 0 K: 0 S: 4 H: 0 LOB: 0 BB: 0 P: 5	R: 0 E: 0 K: 2 S: 8 H: 1 LOB: 1 BB: 0 P: 9	R: 1 E: 0 K: 1 S: 14 H: 3 LOB: 2 BB: 0 P: 19	R: 1 E: 0 K: 1 S: 15 H: 1 LOB: 3 BB: 2 P: 28	R: 0 E: 0 K: 2 S: 11 H: 0 LOB: 0 BB: 0 P: 16	R: 0 E: 0 K: 1 S: 7 H: 0 LOB: 0 BB: 0 P: 10	R: 0 E: 0 K: 0 S: 8 H: 0 LOB: 0 BB: 0 P: 15	R: 0 E: 0 K: 1 S: 8 H: 1 LOB: 1 BB: 0 P: 10	R: 1 E: 0 K: 0 S: 6 H: 2 LOB: 2 BB: 1 P: 11	1B: 9 2B: 1 3B: 0 HR: 1 SF: 0 SAC: 1 DP: 0 HBP: 1	WP: 0 PB: 0 SB: 1 CS: 0 PA: 49					

PITCHER		IP	WLS	BF	H	R	ER	SO	BB	IBB	HBP	BLK	WP	HR	S	P	ERA	WHIP
32 Clay Hensley, R ERA: 4.5	(1, 1)	5.2		29	8	3	3	4	4	0	0	0	0	1	60	97	4.76	2.118
40 Mike Dunn, L ERA: 3.66	(6, 1)	0.0		1	0	0	0	0	0	0	1	0	0	0	0	1	∞	∞
44 Brian Sanches, R ERA: 3.38	(6, 1)	1.1		4	0	0	0	3	0	0	0	0	0	0	14	21	0.00	0.000
38 Randy Choate, L ERA: 1.52	(8, 1)	1.0		3	0	0	0	1	0	0	0	0	0	0	7	10	0.00	0.000
46 Juan Carlos Oviedo, R ERA: 3.42	(9, 1)	1.0		3	0	0	0	0	0	0	0	0	0	0	8	15	0.00	0.000

PITCHER		IP	WLS	BF	H	R	ER	SO	BB	IBB	HBP	BLK	WP	HR	S	P	ERA	WHIP
34 Edward Mujica, R ERA: 2.81	(10, 1)	2.0	L	9	3	1	1	1	1	0	0	0	0	0	14	21	4.50	2.000

TOP

Atlanta Braves @ Florida Marlins

Sun Life Stadium, Miami, FL

Tue Aug 09 2011, 8:22 PM - 11:54 PM EDT

Att. 21,337 - Overcast - 76 F

livebaseballscorecards.com

AB	42
R	4
H	11
RBI	4
BB	5
SO	9
LOB	21

Batter	1	2	3	4	5	6	7	8	9	10	11	AB	R	H	RBI	BB	SO	LOB
1 Emilio Bonifácio, S (1, 6) OBP: 0.359, SLG: 0.373	C FF 91 T FF 91 B FF 93 F FF 91 F SL 82 X FF 92 1-2 29 SH1-3 6 S 1B		B SL 80 M SL 82 F FF 91 F SL 80 S FF 94 1-3 ① K2-3			C FF 90 X FF 90 0-1 ① G4-3		B SI 90 B SI 91 B FF 91 B SI 89 4-0 27 S 6 SH1-4 BB		B FF 83 C FF 85 S SL 74 X FF 86 1-2 ① G6-3		4	0	1	0	1	1	0
6 Alfredo Amezaga, S (1, 4) OBP: 0.309, SLG: 0.265	B FF 92 1 SAFE F FF 91 1 SAFE S FF 91 F FF 92 F FF 91 1 SAFE F FF 92 4-2 D SL 82 B FF 92 F FF 91 B CH 78 29 SH1-3 1-2 BB		F FF 91 C B SL 80 S CH 79 1-3 ② K			C FF 91 B FF 91 B CU 73 X FF 89 2-1 ② F8		X FF 91 0-0 ① SH1-4 1-2		C FF 84 C FF 86 B SL 72 X FF 88 1-2 ② L4		3	0	0	0	1	1	0
29 Greg Dobbs, L (1, 5) OBP: 0.343, SLG: 0.414 15 Gaby Sanchez, R (8, PH) OBP: 0.359, SLG: 0.451 (9, 3)	X FF 92 0-0 ① SH1-3 1-2 2-3		C CH 79 B FF 92 C CU 72 B FF 93 B FF 91 X FF 92 3-2 ③ F7			C FF 92 S CU 74 X CU 72 0-2 ③ G3-1		B FF 91 B SL 85 S 4-0 27 S IBB		B FF 84 C FF 86 X SL 72 1-1 ③ L8		2	0	0	0	0	0	0
												1	0	0	0	1	0	0
27 Giancarlo Stanton, R (1, 9) OBP: 0.344, SLG: 0.529	C FF 90 S FF 90 S FF 90 0-3 ② K			X CU 72 0-0 11 CS 1B			B CU 72 C FF 90 B SL 81 B SL 83 B FF 92 4-1 24 WP 14 HR BB	S SI 91 I IN 61 I IN 61 I IN 66 I IN 65 4-1 1-2 2-3 IBB			B KC 85 C FF 96 B KC 86 B FF 95 F FF 95 B KC 85 4-2 24 G6-4-3 BB	2	1	1	0	3	1	2
20 Logan Morrison, L (1, 3) OBP: 0.324, SLG: 0.453 46 Juan Carlos Oviedo, R (9, 1) 9 Brett Hayes, R (10, 2) OBP: 0.333, SLG: 0.463	C CU 73 B FF 91 X FF 91 1-1 ③ G4-3			F FF 89 S FF 89 C FF 92 0-3 ① K			B FF 90 X FF 91 1-0 ① P5	C SI 91 S SI 90 B SI 92 S SI 92 1-3 ② K			1 SAFE L FF 95 B FF 97 1 SAFE D FF 96 X FF 95 2-1 ① B3	4	0	0	0	0	2	7
												0	0	0	0	0	0	0
												1	0	0	0	0	0	1
24 Mike Cameron, R (1, 8) OBP: 0.264, SLG: 0.314		X FF 90 0-0 2B		F FF 91 B SL 81 C SL 80 B SL 82 S SL 82 2-3 ② K			B CU 70 1 SAFE B FF 90 C FF 89 B CH 79 B FF 90 4-1 14 HR 1-2 BB	B FF 90 F FF 91 B SI 91 C SL 82 C SL 86 2-3 ③ K			C KC 86 1 SAFE S FF 96 F FF 95 X KC 86 0-2 ②③ G6-4-3 1-2f	4	1	1	0	1	2	5
11 Bryan Petersen, L (1, 7) OBP: 0.280, SLG: 0.328		B FF 91 C FF 89 F CH 78 C FF 91 1-3 ① K		C CU 73 1 SAFE F CH 78 F FF 91 B FF 91 B FF 92 2-2 ③ CS 1-2	B SL 81 B FF 90 X FF 90 2-0 ① G4-3		B FF 90 F FF 90 F FF 92 X FF 91 1-2 ② P2		C SI 96 F SI 96 S SL 87 0-3 ① K2-3			4	0	0	0	0	2	3
14 John Buck, R (1, 2) OBP: 0.316, SLG: 0.388 34 Edward Mujica, R (10, 1)		B FF 92 S SL 81 B FF 91 C FF 91 B SL 82 S FF 92 3-3 ② K			C SL 83 F SL 80 B SL 82 B FF 92 C FF 91 2-3 ② K		B FF 92 B FF 92 C FF 91 T FF 93 F FF 95 X FF 94 2-2 1-H 2-H HR		C SL 84 F SI 96 B SL 87 B SL 84 X SI 96 2-2 ② G3		4	1	1	3	0	2	1
												0	0	0	0	0	0	0
32 Clay Hensley, R (1, 1) 40 Mike Dunn, L (6, 1) 44 Brian Sanches, R (6, 1) OBP: 0.200, SLG: 0.200 10 Dewayne Wise, L (7, PH) OBP: 0.237, SLG: 0.218 38 Randy Choate, L (8, 1) 18 Wes Helms, R (9, 5) OBP: 0.275, SLG: 0.241	C SL 82 S SL 80 C FF 92 0-3 ③ K				C FF 92 F FF 93 B FF 92 F SL 82 B SL 83 F FF 93 S SL 84 2-3 ③ K		S FF 93 C CH 87 X CH 87 0-2 ③ G1-3		C SI 96 B F SI 95 S SI 96 1-3 ③ K			2	0	0	0	0	2	1
												0	0	0	0	0	0	0
												0	0	0	0	0	0	0
												1	0	0	0	0	0	0
												0	0	0	0	0	0	0
												1	0	0	0	0	1	0
Inning Stats	R: 0 E: 0 K: 1 S: 17 H: 1 LOB: 2 BB: 1 P: 23	R: 0 E: 0 K: 3 S: 10 H: 1 LOB: 1 BB: 0 P: 14	R: 0 E: 0 K: 2 S: 10 H: 0 LOB: 0 BB: 0 P: 15	R: 0 E: 0 K: 2 S: 10 H: 1 LOB: 0 BB: 0 P: 14	R: 0 E: 0 K: 2 S: 9 H: 0 LOB: 0 BB: 0 P: 15	R: 0 E: 0 K: 0 S: 7 H: 0 LOB: 0 BB: 0 P: 9	R: 3 E: 0 K: 0 S: 13 H: 1 LOB: 0 BB: 2 P: 25	R: 0 E: 0 K: 2 S: 8 H: 0 LOB: 3 BB: 3 P: 23	R: 0 E: 0 K: 2 S: 9 H: 0 LOB: 0 BB: 0 P: 12	R: 0 E: 0 K: 0 S: 8 H: 0 LOB: 0 BB: 0 P: 11	R: 0 E: 0 K: 0 S: 8 H: 0 LOB: 0 BB: 1 P: 14	1B: 2 2B: 1 3B: 0 HR: 1 SF: 0 SAC: 2 DP: 1 HBP: 0 WP: 1 PB: 0 SB: 3 CS: 1 PA: 43						

BOTTOM

Atlanta Braves @ Florida Marlins
Sun Life Stadium, Miami, FL
Tue Aug 09 2011, 8:22 PM - 11:54 PM EDT
Att. 21,337 - Overcast - 76 F

livebaseballscorecards.com

AB	33
R	3
H	4
RBI	3
BB	7
SO	14
LOB	20

PITCHER	IP	WLS	BF	H	R	ER	SO	BB	IBB	HBP	BLK	WP	HR	S	P	ERA	WHIP
37 Brandon Beachy, R (1, 1) ERA: 3.43	6.2		25	3	2	2	10	3	0	0	0	1	0	69	106	2.70	0.900
38 Anthony Varvaro, R (7, 1) ERA: 2.45	0.1	B	2	1	1	1	0	0	0	0	0	0	1	7	9	27.00	3.000
34 Eric O'Flaherty, L (8, 1) ERA: 1.02	1.0		6	0	0	0	2	1	2	0	0	0	0	8	23	0.00	1.000
39 Jonny Venters, L (9, 1) ERA: 1.2	1.0		3	0	0	0	2	0	0	0	0	0	0	9	12	0.00	0.000
52 George Sherrill, L (10, 1) ERA: 3.27	1.0	W	3	0	0	0	0	0	0	0	0	0	0	8	11	0.00	0.000

PITCHER	IP	WLS	BF	H	R	ER	SO	BB	IBB	HBP	BLK	WP	HR	S	P	ERA	WHIP
46 Craig Kimbrel, R (11, 1) ERA: 1.87	1.0	S	3	0	0	0	0	1	0	0	0	0	0	8	14	0.00	1.000

Atlanta Braves @ Florida Marlins

Sun Life Stadium, Miami, FL

Wed Aug 10 2011, 7:10 PM - 10:18 PM EDT

Att. 22,104 - Cloudy - 83 F

TOP

livebaseballscorecards.com

Batter	1	2	3	4	5	6	7	8	9	AB	R	H	RBI	BB	SO	LOB
24 Michael Bourn, L (1, 8) OBP: 0.363, SLG: 0.400	C FF 90 F FF 91 X FF 93 0-2 20 G3-1 14 1B 26 1B 1B	C FS 85 B CU 78 S FF 93 B SL 85 1 SAFE F SL 86 B FS 85 S FS 84 3-3 ② K	F SI 89 B SI 88 T FS 84 S FS 84 1-3 ③ K			F FF 93 B FF 94 B FF 94 F FF 95 X FF 95 2-2 ② F8		B SI 88 F SI 87 S SL 76 S SL 77 1-3 ② K		5	1	1	0	0	3	3
14 Martín Prado, R (1, 5) OBP: 0.326, SLG: 0.424	1 SAFE B FF 93 1 SAFE 1 SAFE B FF 93 X FF 93 2-0 20 G3-1 26 1B 1-2 1B	B FF 93 B SL 85 B FF 93 C FF 91 X FF 92 3-1 20 2B 1-2 1B		C SI 89 C SI 90 X SI 90 0-2 ① G4-3		B FF 94 B CH 90 F FF 94 C FF 95 F SL 87 X FF 95 2-2 ③ F8		B SI 87 B SI 87 I IN 72 I IN 74 4-0 IBB		4	2	2	0	1	0	0
20 Eric Hinske, L (1, 3) OBP: 0.322, SLG: 0.441 52 George Sherrill, L (8, 1) 59 Arodys Vizcaíno, R (9, 1) 39 Jonny Venters, L (9, 1)	B CU 76 D SI 93 B SI 92 F FF 93 X SI 93 3-1 ① G3-1 1-2 2-3	F FF 87 B CU 78 F FS 84 F FF 94 X SL 86 1-2 26 1B 1-H 2-H 2B		C FS 83 B SI 89 X SL 78 1-1 ② G3-1			B SL 85 B FF 94 S FF 94 T FF 95 B FF 96 B FF 94 4-2 2 1B BB	B SL 77 B SI 87 S SI 87 X SI 86 2-1 ③ G6-3		4 0 0 0	0 0 0 0	1 0 0 0	2 0 0 0	1 0 0 0	0 0 0 0	4 0 0 0
26 Dan Uggla, R (1, 4) OBP: 0.289, SLG: 0.428	X FF 92 0-0 2-H 3-H 1B	B SI 87 B SL 78 X SI 89 2-0 2-3 1B		B SI 89 C SI 89 B SI 90 F SI 89 B FS 83 X SI 88 3-2 ③ G6-3			F FF 94 D CH 89 B FF 94 S FF 86 B FF 95 F FF 94 X FF 94 3-2 ① P4		B SI 91 X SI 93 1-0 1B	5	0	3	2	0	0	1
22 Jason Heyward, L (1, 9) OBP: 0.313, SLG: 0.396	F FS 86 1 SAFE S FF 93 B FF 95 B SL 86 1 SAFE C FF 94 2-3 ② K	C FS 82 S FS 82 C SL 77 0-3 ③ K			X SI 89 0-0 ① F7		B SL 87 F FF 94 S SL 87 B FF 95 B FF 94 F FF 93 C SL 86 3-3 ② K		C SI 92 X CH 88 0-1 ① L9	5	0	0	0	0	3	5
2 Alex Gonzalez, R (1, 6) OBP: 0.263, SLG: 0.347	C SL 85 F FF 94 F CU 76 B SL 87 B FF 95 F FS 86 X FF 94 2-2 ③ L8		F SI 87 S SL 79 X SL 80 0-2 ① G3		C SL 78 B SL 79 F SI 88 X SL 79 1-2 ② F8		X CH 87 0-0 1-2 1B		B SL 82 F SI 93 B SL 83 B SI 92 X SI 92 3-1 ② F7	5	0	1	0	0	0	2
8 David Ross, R (1, 2) OBP: 0.328, SLG: 0.423		C FF 92 S SL 86 S FF 95 0-3 ① K	B SI 88 C SI 88 X SL 78 1-1 17 1B 15 WP 2B		C SI 88 F SI 88 B SL 79 B SI 89 B SI 88 B SI 88 4-2 17 FC4-6 BB		T SI 92 C FF 94 B FF 94 S SL 86 1-3 ③ K		X SI 92 0-0 ③ G4-3	4	1	1	0	1	2	3
17 Jose Constanza, L (1, 7) OBP: 0.438, SLG: 0.543		X FF 93 0-0 15 S 15 1B 1B	C SI 89 C SL 77 B SL 79 B SI 89 X FS 84 2-2 15 WP 2-3 1B		C FS 84 C SL 78 B SI 90 F SL 77 X SI 87 1-2 ③ FC4-6 1-2f			B SI 86 X SI 84 1-0 15 G4-3 1B		4	1	3	0	0	0	1
15 Tim Hudson, R (1, 1) OBP: 0.189, SLG: 0.220 5 Freddie Freeman, L (8, 3) OBP: 0.362, SLG: 0.469		1 SAFE B FF 92 B FF 92 F FF 92 S SL 84 F SL 83 B FF 93 X FF 92 3-2 14 1B 20 2B 1-H 1B	1 SAFE B SL 79 C SI 88 B SL 78 B SI 88 S SI 89 C SI 88 3-3 ② K 1-2 3-H			C FF 93 B FF 94 C FF 94 B FF 95 S FF 94 2-3 ① K		C SI 86 M SI 86 F SI 86 B SI 87 X SI 86 1-2 ① G4-3 1-2		4 0	1 0	1 0	1 0	0 0	2 0	2 0

Inning Stats	1	2	3	4	5	6	7	8	9	1B	SF	WP	PA
	R: 2 E: 0 K: 1 S: 15 H: 3 LOB: 1 BB: 0 P: 24	R: 3 E: 0 K: 3 S: 22 H: 5 LOB: 2 BB: 0 P: 34	R: 1 E: 0 K: 2 S: 14 H: 2 LOB: 0 BB: 0 P: 21	R: 0 E: 0 K: 0 S: 8 H: 0 LOB: 0 BB: 0 P: 12	R: 0 E: 0 K: 0 S: 10 H: 0 LOB: 1 BB: 1 P: 16	R: 0 E: 0 K: 1 S: 10 H: 0 LOB: 0 BB: 0 P: 16	R: 0 E: 0 K: 2 S: 14 H: 1 LOB: 2 BB: 1 P: 25	R: 0 E: 0 K: 1 S: 10 H: 1 LOB: 2 BB: 1 P: 19	R: 0 E: 0 K: 0 S: 6 H: 1 LOB: 1 BB: 0 P: 10	1B: 11 2B: 2 3B: 0 HR: 0	SF: 0 SAC: 0 DP: 0 HBP: 0	WP: 1 PB: 0 SB: 1 CS: 0	PA: 43

PITCHER		IP	WLS	BF	H	R	ER	SO	BB	IBB	HBP	BLK	WP	HR	S	P	ERA	WHIP
19 Aníbal Sánchez, R ERA: 4.0	(1, 1)	1.2	L	12	7	5	5	3	0	0	0	0	0	0	33	52	27.00	4.200
31 Burke Badenhop, R ERA: 3.88	(2, 1)	3.1		14	3	1	1	3	1	0	0	0	1	0	36	55	2.70	1.200
40 Mike Dunn, L ERA: 3.52	(6, 1)	2.0		8	1	0	0	3	1	0	0	0	0	0	24	41	0.00	1.000
38 Randy Choate, L ERA: 1.46	(8, 1)	1.0		5	1	0	0	1	0	1	0	0	0	0	10	19	0.00	1.000
31 Steve Cishek, R ERA: 3.06	(9, 1)	1.0		4	1	0	0	0	0	0	0	0	0	0	6	10	0.00	1.000

PITCHER	IP	WLS	BF	H	R	ER	SO	BB	IBB	HBP	BLK	WP	HR	S	P	ERA	WHIP

AB	40
R	6
H	13
RBI	5
BB	3
SO	10
LOB	21

Atlanta Braves @ Florida Marlins

Sun Life Stadium, Miami, FL

Wed Aug 10 2011, 7:10 PM - 10:18 PM EDT

Att. 22,104 - Cloudy - 83 F

livebaseballscorecards.com

BOTTOM

Batter	1	2	3	4	5	6	7	8	9	AB	R	H	RBI	BB	SO	LOB
1 Emilio Bonifácio, S (1, 6) OBP: 0.360, SLG: 0.374	C FF 89 B FC 85 B SI 89 B SI 89 C FF 89 X SI 89 3-2 ① G6-3		C FF 88 F FF 89 B FC 83 B SI 89 X FC 83 2-2 ③ G5-3			B SI 88 C SI 90 B FC 83 F FF 88 X FC 82 2-2 6 G6-3 1B		C CU 74 F SI 87 X SI 89 0-2 6 FC5-4 1B 1-2 2-3		4	0	2	0	0	0	0
6 Alfredo Amezaga, S (1, 4) OBP: 0.288, SLG: 0.245	L FF 90 B SI 90 X SI 89 1-1 ② G6-3			F SI 87 F SI 87 B FS 82 T FS 82 1-2 ① K		B CU 70 C SI 88 F FC 84 F SI 89 X SI 88 1-2 ②③ G6-3 1-2f		S SL 74 X SL 74 0-1 ② FC5-4 1-2f 2-3 3-H		4	0	0	1	0	1	3
29 Greg Dobbs, L (1, 5) OBP: 0.338, SLG: 0.407 31 Steve Cishek, R (9, 1)	B FS 80 X SI 90 1-0 ③ G1-3			C FC 81 B CU 73 B CU 72 X SI 89 2-1 ② L8			C SI 86 F FC 82 B FF 87 S FF 88 1-3 ① K	C FF 88 C FF 88 F FF 89 B FF 88 S SL 75 1-3 ③ K		4 0	0 0	0 0	0 0	0 0	2 0	2 0
27 Giancarlo Stanton, R (1, 9) OBP: 0.344, SLG: 0.525		C SI 87 B SI 88 F SI 89 S SI 89 1-3 ① K		C SI 89 F SI 90 B FF 88 B FC 82 S FC 84 2-3 ③ K			C FC 82 B FC 83 F SI 88 S FC 82 1-3 ② K		B SI 97 B FF 96 B SI 96 B FF 96 4-0 14 BB 18 HBP BB	3	0	0	0	1	3	0
15 Gaby Sanchez, R (1, 3) OBP: 0.356, SLG: 0.447		B SI 88 X SI 89 1-0 ② F7			B SI 88 C SI 86 B CU 74 B SI 89 F SI 89 F FF 88 X SI 89 3-2 ① G5-3		B FF 89 B SI 89 X SI 89 2-0 ③ F7		C FF 95 X SI 96 0-1 ① F9	4	0	0	0	0	0	1
20 Logan Morrison, L (1, 7) OBP: 0.326, SLG: 0.462		B SI 88 B SI 88 X SI 89 2-0 24 S 1B			B SI 89 S SI 89 F FC 83 X FC 83 1-2 ② G6-3			B SI 88 B SI 88 F SI 87 X SI 88 2-1 HR	B SI 96 C SI 95 C FF 96 S SL 84 1-3 ② K	4	1	2	1	0	1	1
24 Mike Cameron, R (1, 8) OBP: 0.267, SLG: 0.316 40 Mike Dunn, L (6, 1) 38 Randy Choate, L (8, 1) 18 Wes Helms, R (8, PH) OBP: 0.279, SLG: 0.239 (9, 5)		B SI 88 B FC 82 B SI 89 C FS 85 S SI 88 X SI 89 3-2 ③ L8 1-2			B FC 84 B SI 88 B FC 88 C FS 86 F FS 84 X SI 88 3-2 1B			C SI 88 X CU 75 0-1 ① P3	H SL 94 1-0 14 BB HBP 1-2	2 0 0 1	0 0 0 0	1 0 0 0	0 0 0 0	0 0 0 0	0 0 0 0	1 0 0 0
14 John Buck, R (1, 2) OBP: 0.318, SLG: 0.388			C FS 79 F SI 88 B FC 83 T FC 83 1-2 ① K		B CU 74 X SI 88 1-0 ③ G6-3			X FF 89 0-0 1 1B 11 BB 6 FC5-4 1B	C SI 96 B SL 81 B SL 81 B SI 95 B SI 95 4-1 1-2 2-3 BB	3	1	1	0	1	1	1
19 Aníbal Sánchez, R (1, 1) OBP: 0.250, SLG: 0.175 31 Burke Badenhop, R (2, 1) OBP: 0.500, SLG: 0.600 11 Bryan Petersen, L (6, 8) OBP: 0.286, SLG: 0.324 9 Brett Hayes, R (9, PH) OBP: 0.330, SLG: 0.458			C SI 89 C SI 88 S FC 82 0-3 ② K			B SI 88 X SI 88 1-0 ① G4-3		B SI 88 D FC 84 B SI 90 C FF 88 B SI 89 4-1 6 FC5-4 1 1B 1-2 BB	C SI 94 B SI 96 F SI 95 S SL 87 1-3 ③ K	0 1 1 1	0 0 0 0	0 0 0 0	0 0 0 0	0 1 0 0	0 0 0 1	0 0 0 3
Inning Stats	R: 0 E: 0 K: 0 S: 6 H: 0 LOB: 0 BB: 0 P: 11	R: 0 E: 0 K: 1 S: 8 H: 1 LOB: 1 BB: 0 P: 15	R: 0 E: 0 K: 2 S: 9 H: 0 LOB: 0 BB: 0 P: 12	R: 0 E: 0 K: 2 S: 9 H: 0 LOB: 0 BB: 0 P: 14	R: 0 E: 0 K: 0 S: 11 H: 1 LOB: 1 BB: 0 P: 19	R: 0 E: 0 K: 0 S: 8 H: 1 LOB: 0 BB: 0 P: 12	R: 0 E: 0 K: 2 S: 7 H: 0 LOB: 0 BB: 0 P: 11	R: 2 E: 0 K: 1 S: 15 H: 3 LOB: 2 BB: 1 P: 22	R: 0 E: 0 K: 2 S: 9 H: 0 LOB: 3 BB: 2 P: 20	1B: 5 2B: 0 3B: 0 HR: 1	SF: 0 SAC: 0 DP: 1 HBP: 1	WP: 0 PB: 0 SB: 1 CS: 0	PA: 36			

	AB	32
	R	2
	H	6
	RBI	2
	BB	3
	SO	10
	LOB	12

PITCHER		IP	WLS	BF	H	R	ER	SO	BB	IBB	HBP	BLK	WP	HR	S	P	ERA	WHIP
15 Tim Hudson, R ERA: 3.18	(1, 1)	7.1	W	28	6	2	2	7	1	0	0	0	0	1	67	109	2.46	0.955
52 George Sherrill, L ERA: 3.21	(8, 1)	0.2	H	2	0	0	0	1	0	0	0	0	0	0	6	7	0.00	0.000
59 Arodys Vizcaíno, R ERA:	(9, 1)	0.2		5	0	0	0	1	2	0	1	0	0	0	6	16	0.00	3.000
39 Jonny Venters, L ERA: 1.2	(9, 1)	0.1	S	1	0	0	0	1	0	0	0	0	0	0	3	4	0.00	0.000

PITCHER	IP	WLS	BF	H	R	ER	SO	BB	IBB	HBP	BLK	WP	HR	S	P	ERA	WHIP

Chicago Cubs @ Atlanta Braves

Turner Field, Atlanta, GA

Fri Aug 12 2011, 7:44 PM - 10:12 PM EDT

Att. 50,146 - Partly Cloudy - 91 F

TOP

livebaseballscorecards.com

Batter	1	2	3	4	5	6	7	8	9	AB	R	H	RBI	BB	SO	LOB
13 Starlin Castro, R (1, 6) OBP: 0.337, SLG: 0.440	C FF 93 B SL 86 F SL 84 S FF 93 1-3 ① K		B SL 87 B FF 92 C SL 87 F FF 92 X KC 83 2-2 ② G5-3 2-3		B CH 84 X FF 91 1-0 ② L8		B SI 95 F SI 96 X SI 97 1-1 ① G6-3		B FF 95 F FF 94 X CH 88 1-1 HR	5	1	1	1	0	1	2
5 Reed Johnson, R (1, 9) OBP: 0.391, SLG: 0.565 1 Tony Campana, L (9, PH) OBP: 0.308, SLG: 0.333	C FF 93 X FF 92 0-1 16 G5-4-3 1B		C FF 93 X FF 93 0-1 3-H 1B		C SL 86 F KC 82 X KC 82 0-2 ③ G5-3		B SI 97 B FF 97 X SI 96 2-0 ② P6		F FF 94 C FF 95 S CU 81 0-3 ③ K	4 1	0 0	2 0	1 0	0 0	0 1	1 0
16 Aramis Ramirez, R (1, 5) OBP: 0.331, SLG: 0.500	X FF 92 0-0 ②③ G5-4-3 1-2f		C FF 92 B FF 92 B CH 86 S CH 88 C FF 93 2-3 ③ K			X FF 90 0-0 22 1B 12 2B 1B	S SI 97 X SI 97 0-1 1B			4	1	2	0	0	1	2
18 Geovany Soto, R (1, 2) OBP: 0.324, SLG: 0.415		B FF 93 X FF 92 1-0 ① P4		C FF 91 B CH 85 X FF 91 1-1 ① P3		C KC 80 B CH 83 S CH 85 B FF 92 B FF 91 F SL 85 C FF 91 3-3 ① K	B FF 96 F SI 97 B SL 81 B SI 96 F FF 96 X SI 96 3-2 ③ L5			4	0	0	0	0	1	2
24 Marlon Byrd, R (1, 8) OBP: 0.347, SLG: 0.440		C FF 93 F CH 86 B SL 85 X SL 86 1-2 22 G6-3 2B		C CH 87 B FF 92 F FF 92 F CH 88 B SL 86 X FF 93 2-2 1B		F FF 91 C KC 81 B FF 90 S KC 83 1-3 ② K		F SI 96 X SL 82 0-1 ① F8		4	0	2	0	0	1	1
22 Carlos Pena, L (1, 3) OBP: 0.344, SLG: 0.447		X FF 93 0-0 ② G6-3 2-3		B FF 92 S SL 86 C FF 93 B FF 92 X FF 88 2-2 ② F8		B SL 86 S SL 86 S CU 83 B FF 92 X KC 82 2-2 12 2B 1-3 1B		S SI 97 F CH 86 S SL 83 0-3 ② K		4	1	1	0	0	1	2
12 Alfonso Soriano, R (1, 7) OBP: 0.287, SLG: 0.477		C SL 87 S KC 82 B KC 85 B FF 93 F SL 86 S CH 87 2-3 ③ K		S KC 83 F FF 92 F KC 82 B FF 90 X CH 87 1-2 ③ L6		F KC 82 B KC 82 X KC 82 1-1 1-H 3-H 2B		B CH 84 F SI 95 F SL 83 B SL 84 X FF 96 2-2 ③ P4		4	0	1	2	0	1	2
3 Jeff Baker, R (1, 4) OBP: 0.312, SLG: 0.399			C FF 92 B CH 86 B SL 84 F CH 86 B FF 93 X FF 92 3-2 13 G5-3 5 1B 2B		F FF 92 X FF 91 0-1 2B	C FF 91 B FF 92 B FF 92 B SL 85 B FF 91 4-1 BB			F FF 93 C FF 94 S CU 81 0-3 ① K	3	1	2	0	1	1	0
38 Carlos Zambrano, S (1, 1) OBP: 0.348, SLG: 0.500 32 Ramon Ortiz, R (5, 1) 15 Darwin Barney, R (6, PH) OBP: 0.318, SLG: 0.356 43 John Grabow, L (6, 1) 40 James Russell, L (8, 1) OBP: 0.125, SLG: 0.125 21 Tyler Colvin, L (9, PH) OBP: 0.185, SLG: 0.258			C FF 93 F SL 87 S FF 92 0-3 ① K		X KC 82 0-0 ① G5-3	F SI 88 B SL 82 S SL 82 S CH 84 1-3 ③ K			S FF 96 C CU 80 S FF 96 0-3 ② K	2 0 1 0 0 1	0 0 0 0 0 0	0 0 0 0 0 0	0 0 0 0 0 0	0 0 0 0 0 0	1 0 0 0 0 1	2 0 2 0 0 0
Inning Stats	R: 0 E: 0 K: 1 S: 6 H: 1 LOB: 0 BB: 0 P: 7	R: 0 E: 0 K: 1 S: 9 H: 1 LOB: 1 BB: 0 P: 13	R: 1 E: 0 K: 2 S: 14 H: 2 LOB: 1 BB: 0 P: 21	R: 0 E: 0 K: 0 S: 13 H: 1 LOB: 1 BB: 0 P: 19	R: 0 E: 0 K: 0 S: 7 H: 1 LOB: 1 BB: 0 P: 8	R: 2 E: 0 K: 3 S: 17 H: 3 LOB: 2 BB: 1 P: 29	R: 0 E: 0 K: 0 S: 8 H: 1 LOB: 1 BB: 0 P: 14	R: 0 E: 0 K: 1 S: 8 H: 0 LOB: 0 BB: 0 P: 10	R: 1 E: 0 K: 3 S: 11 H: 1 LOB: 0 BB: 0 P: 12	1B: 6 2B: 4 3B: 0 HR: 1	SF: 0 SAC: 0 DP: 1 HBP: 0					

	AB	37
	R	4
	H	11
	RBI	4
	BB	1
	SO	11
	LOB	16

WP: 0 PB: 0 SB: 0 CS: 0 PA: 38

PITCHER		IP	WLS	BF	H	R	ER	SO	BB	IBB	HBP	BLK	WP	HR	S	P	ERA	WHIP
36 Mike Minor, L ERA: 4.84	(1, 1)	5.2	W	26	9	3	3	6	1	0	0	0	0	0	63	93	4.76	1.765
50 Cristhian Martinez, R ERA: 3.35	(6, 1)	0.1		1	0	0	0	1	0	0	0	0	0	0	3	4	0.00	0.000
59 Arodys Vizcaíno, R ERA:	(7, 1)	2.0		7	1	0	0	1	0	0	0	0	0	0	16	24	0.00	0.500
38 Anthony Varvaro, R ERA: 3.24	(9, 1)	1.0		4	1	1	1	3	0	0	0	0	0	1	11	12	9.00	1.000

PITCHER		IP	WLS	BF	H	R	ER	SO	BB	IBB	HBP	BLK	WP	HR	S	P	ERA	WHIP

Batter	1	2	3	4	5	6	7	8	9	AB	R	H	RBI	BB	SO	LOB
24 Michael Bourn, L (1, 8) OBP: 0.360, SLG: 0.397	C SI 88 C FF 88 B SI 89 B SL 78 X SI 88 2-2 F8		F SI 90 B SL 77 B FS 83 F FF 89 B FF 89 S SL 79 3-3 K	B FF 88 B SI 90 X SI 90 2-0 G6-3		X SL 83 0-0 SF8 3-H				3	0	0	1	0	1	0
14 Martín Prado, R (1, 7) OBP: 0.323, SLG: 0.420	C SI 90 B FF 92 X SI 89 1-1 F9		B SL 75 B SI 93 S SI 92 C SL 79 F FF 92 F CU 70 X SI 93 2-2 G6-3		B SI 89 B SI 89 X SI 90 2-0 F7	C FF 91 D CH 83 F FF 90 X CH 83 1-2 G6-4-3 1-2f				4	0	0	0	0	0	1
5 Freddie Freeman, L (1, 3) OBP: 0.363, SLG: 0.476	F FF 92 F FF 93 B SI 92 B SI 92 X FS 83 2-2 G6-3		S SL 78 C SI 93 X CU 71 0-2 26 HBP 10 HR 1B		X SI 90 0-0 HR		B SL 83 B SL 82 C FF 89 S CH 81 B CH 83 T SL 84 3-2 K			4	2	2	1	0	1	0
26 Dan Uggla, R (1, 4) OBP: 0.294, SLG: 0.445		C SI 91 X SI 90 0-1 HR	B SI 93 C SL 80 C SI 94 D FS 86 F FS 85 H FF 90 3-2 1-2 10 HR HBP		C SI 90 X SL 76 0-1 HR		X FF 90 0-0 1B			3	3	3	2	0	0	0
10 Chipper Jones, S (1, 5) OBP: 0.342, SLG: 0.440		X SI 93 0-0 8 1B 17 SH3 1B	B SI 92 B SI 90 C SL 78 X SI 93 2-1 1-H 2-H HR		C SI 88 B SI 93 B FF 93 F SL 80 S SL 82 2-3 K		B CH 83 F CH 83 X SL 86 1-1 F8			4	2	2	3	0	1	1
2 Alex Gonzalez, R (1, 6) OBP: 0.261, SLG: 0.344		B SI 92 F SI 92 B SI 91 C SL 77 F SI 91 C FF 89 2-3 K	B SI 91 X SI 92 1-0 F8		B SI 92 S SL 82 C SL 84 B SI 92 X SL 81 2-2 G6-3		T SL 85 X CH 84 0-1 F8			4	0	0	0	0	1	2
8 David Ross, R (1, 2) OBP: 0.333, SLG: 0.425		X SI 91 0-0 17 SH3 1-3 1B		B SI 88 C SI 87 C SI 89 X SL 76 1-2 P3		C FF 88 B CH 82 S CH 82 X CH 83 1-2 17 E 7 1B 1B		B FF 90 C SL 80 B CH 81 B FF 90 S FF 90 S FF 91 3-3 K		4	1	2	0	0	1	0
17 Jose Constanza, L (1, 9) OBP: 0.431, SLG: 0.592		X SI 89 0-0 SH3 1-2 3-H		C SI 88 B SI 88 B FF 87 X SI 91 2-1 HR		C SL 82 S SL 83 X SL 84 0-2 E5 7 1B 24 SF8 1-3		X SL 82 0-0 F7		3	2	1	2	0	0	1
36 Mike Minor, R (1, 1) OBP: 0.294, SLG: 0.333 50 Cristhian Martinez, R (6, 1) OBP: 0.400, SLG: 0.600 7 Brooks Conrad, S (6, PH) OBP: 0.340, SLG: 0.434 59 Arodys Vizcaino, R (7, 1) 28 Julio Lugo, R (8, PH) OBP: 0.209, SLG: 0.150 38 Anthony Varvaro, R (9, 1)		S SI 90 X SI 90 0-1 G1-3		F SI 90 C SI 88 S SL 76 0-3 K		X FF 89 0-0 14 G6-4-3 1-3 3-H 1B		B FF 90 F FF 90 X FF 90 1-1 F9		2 0 1 0 1 0	0 0 0 0 0 0	0 0 1 0 0 0	0 0 1 0 0 0	1 0 0 0 0 0	1 0 0 0 0 0	1 0 0 0 0 0
Inning Stats	R: 0 E: 0 K: 0 S: 8 H: 0 LOB: 0 BB: 0 P: 13	R: 2 E: 0 K: 1 S: 11 H: 3 LOB: 1 BB: 0 P: 13	R: 3 E: 0 K: 1 S: 17 H: 2 LOB: 0 BB: 0 P: 28	R: 1 E: 0 K: 1 S: 9 H: 1 LOB: 0 BB: 0 P: 14	R: 2 E: 0 K: 1 S: 10 H: 2 LOB: 0 BB: 0 P: 16	R: 2 E: 1 K: 0 S: 11 H: 2 LOB: 0 BB: 0 P: 13	R: 0 E: 0 K: 1 S: 8 H: 1 LOB: 1 BB: 0 P: 12	R: 0 E: 0 K: 1 S: 6 H: 0 LOB: 0 BB: 0 P: 10		1B: 6 2B: 0 3B: 0 HR: 5 SF: 1 SAC: 1 DP: 1 HBP: 1					

PITCHER	IP	WLS	BF	H	R	ER	SO	BB	IBB	HBP	BLK	WP	HR	S	P	ERA	WHIP
38 Carlos Zambrano, R (1, 1) ERA: 4.82	4.1	L	22	8	8	8	3	0	0	1	0	0	5	49	74	16.61	1.846
32 Ramon Ortiz, R (5, 1) ERA: 6.75	0.2		2	0	0	0	1	0	0	0	0	0	0	6	10	0.00	0.000
43 John Grabow, L (6, 1) ERA: 5.11	2.0		9	3	2	1	1	0	0	0	0	0	0	19	25	4.50	1.500
40 James Russell, L (8, 1) ERA: 4.15	1.0		3	0	0	0	1	0	0	0	0	0	0	6	10	0.00	0.000

PITCHER	IP	WLS	BF	H	R	ER	SO	BB	IBB	HBP	BLK	WP	HR	S	P	ERA	WHIP

BOTTOM

Chicago Cubs @ Atlanta Braves
Turner Field, Atlanta, GA
Fri Aug 12 2011, 7:44 PM - 10:12 PM EDT
Att. 50,146 - Partly Cloudy - 91 F

livebaseballscorecards.com

AB	33
R	10
H	11
RBI	10
BB	0
SO	6
LOB	6

Chicago Cubs @ Atlanta Braves

Turner Field, Atlanta, GA

Sat Aug 13 2011, 7:11 PM - 10:21 PM EDT

Att. 49,781 - Clear - 91 F

TOP

livebaseballscorecards.com

Batter	1	2	3	4	5	6	7	8	9	AB	R	H	RBI	BB	SO	LOB
13 Starlin Castro, R (1, 6) OBP: 0.341, SLG: 0.444	X SI 87 0-0 15 1B 16 SF7 1B		C SI 88 X CH 83 0-1 15 1B 16 FC6-2 1B		F SI 89 X FC 87 0-1 ② F9	X SL 80 0-0 2-H 1B		B SL 84 B SI 92 B CH 84 C SI 89 S CH 84 F CH 84 X CH 84 3-2 16 F9 15 1B 1-2 3-H 1B		5	1	4	2	0	0	0
15 Darwin Barney, R (1, 4) OBP: 0.324, SLG: 0.362	B SI 86 F SI 86 B SL 81 1 SAFE 1 SAFE X SI 87 2-1 1-3 1B		B SL 80 1 SAFE 1 SAFE B SI 88 1 SAFE B SI 87 C SI 88 F SL 80 X SI 87 3-2 16 FC6-2 1-3 1B		C SI 87 S FC 87 B FC 86 F SL 81 B FC 86 B FC 86 X SI 89 3-2 16 1B 22 2B 1B	C FC 86 X SL 81 0-1 ③ F8		C FF 92 B FF 93 X CU 79 1-1 1-2 2-H 1B		5	1	4	1	0	0	1
16 Aramis Ramirez, R (1, 5) OBP: 0.330, SLG: 0.498	C SL 80 X CH 83 0-1 ① SF7 3-H		S FC 87 X SI 88 0-1 ① FC6-2 1-2 3-H		B SI 89 B SI 89 X SL 82 2-0 1-2 22 2B 1B		C SI 90 F SI 90 S CH 84 0-3 ① K	F FF 93 F FF 93 B FF 94 F CU 82 F CU 81 F FF 96 F FF 96 X CH 90 1-2 ② F9 2-3		4	1	1	1	0	1	4
22 Carlos Pena, L (1, 3) OBP: 0.342, SLG: 0.446	C FC 86 C SL 81 X SI 88 0-2 ② P6		D CH 84 F FC 87 B FC 86 S SL 82 B SI 88 F SL 82 S SL 81 3-3 ② K		B CH 84 X SI 89 1-0 1-H 2-H 2B		F SL 83 B SL 82 F SL 82 B CH 84 X CH 83 2-2 ② F9	F FF 94 B FF 96 X FF 94 1-1 ③ F9		5	0	1	2	0	1	5
24 Marlon Byrd, R (1, 8) OBP: 0.341, SLG: 0.433	1 SAFE 1 SAFE C SI 88 S SL 81 X SL 81 0-2 ③ G5-3		S FC 87 S SL 82 B SL 82 B SL 82 F SL 82 C SI 89 2-3 ③ K		S SL 82 C FC 87 S SL 83 0-3 ③ K		C SI 90 X FF 87 0-1 ③ F7		B SL 73 B FF 86 C FF 87 F FF 85 B FF 90 X SL 75 3-2 ① G5-3	5	0	0	0	0	2	4
12 Alfonso Soriano, R (1, 7) OBP: 0.287, SLG: 0.474 1 Tony Campana, L (8, PR) (8, 7)		B SL 78 F SL 79 B SL 80 X SL 80 2-1 ① G6-3	B SL 80 S SL 80 B SL 80 B SL 80 F SL 81 C SI 88 3-3 ① K		X SL 80 0-0 ① G5-3			C CH 83 B SL 84 B SL 82 F CH 83 B SI 91 X CH 83 3-2 21 E 9 FC1 1B	X FF 88 0-0 18 FC5-4 1B	4 1	0 1	1 1	0 0	0 0	1 0	0 0
21 Tyler Colvin, L (1, 9) OBP: 0.193, SLG: 0.287 49 Carlos Marmol, R (9, 1)		B SI 87 B SI 88 X FC 86 2-0 2B	C SI 89 F CH 84 X SI 88 0-2 ② G3		C SL 80 X CH 84 0-1 18 FC5 3B			1 SAFE 1 SAFE X SI 90 0-0 E7 9 FC1 13 1B 1-3	C SL 75 F FF 87 B SL 75 X SL 76 1-2 ② P4	5 0	2 0	2 0	0 0	0 0	0 0	2 0
18 Geovany Soto, R (1, 2) OBP: 0.319, SLG: 0.408		D SL 80 C SI 87 B SI 88 C SL 79 X FC 86 2-2 ② G5-3	C SL 80 B SI 89 S SI 88 B SI 89 S FC 86 2-3 ③ K		X FC 86 0-0 FC5 36 SH3-4 13 1B 3-H			C SI 91 C SL 83 S CH 84 0-3 ① K	X FF 87 0-0 ③ FC5-4 1-2f	5	1	0	1	0	2	5
36 Randy Wells, R (1, 1) OBP: 0.154, SLG: 0.154 29 Jeff Samardzija, R (6, 1) 45 Sean Marshall, L (7, 1) 9 Blake DeWitt, L (8, PH) OBP: 0.286, SLG: 0.398 32 Ramon Ortiz, R (8, 1) 40 James Russell, L (8, 1) OBP: 0.125, SLG: 0.125 5 Reed Johnson, R (9, 9) OBP: 0.391, SLG: 0.565		D SI 88 S SI 87 B SI 88 S SI 88 S SI 88 2-3 ③ K		C SI 86 B SI 88 F SI 87 B SI 88 X SI 88 2-2 ① G6-3	X SL 81 0-0 ② SH3-4 1-2			S SL 83 B SL 84 B SI 90 X CH 84 2-1 FC1 13 1B 15 1B 2-3 3-H		2 0 0 1 0 0 0 0	0 0 0 1 0 0 0 0	0 0 0 1 0 0 0 0	0 0 0 0 0 0 0 0	1 0 0 0 0 0 0 0	1 0 0 2 0 0 0 0

Inning Stats	1	2	3	4	5	6	7	8	9
	R: 1 E: 0 K: 0 S: 11	R: 0 E: 0 K: 1 S: 9	R: 0 E: 0 K: 2 S: 15	R: 0 E: 0 K: 2 S: 9	R: 2 E: 0 K: 1 S: 14	R: 2 E: 0 K: 0 S: 8	R: 0 E: 0 K: 1 S: 8	R: 3 E: 1 K: 1 S: 24	R: 0 E: 0 K: 0 S: 8
	H: 2 LOB: 1 BB: 0 P: 13	H: 1 LOB: 1 BB: 0 P: 17	H: 2 LOB: 2 BB: 0 P: 23	H: 0 LOB: 0 BB: 0 P: 14	H: 3 LOB: 1 BB: 0 P: 22	H: 2 LOB: 1 BB: 0 P: 8	H: 0 LOB: 0 BB: 0 P: 10	H: 3 LOB: 2 BB: 0 P: 35	H: 1 LOB: 1 BB: 0 P: 12

	AB	42
	R	8
	H	14
	RBI	8
	BB	0
	SO	8
	LOB	24

1B: 11 SF: 1
2B: 2 SAC: 1
3B: 1 DP: 0
HR: 0 HBP: 0

WP: 0 PA: 44
PB: 0
SB: 0
CS: 0

PITCHER		IP	WLS	BF	H	R	ER	SO	BB	IBB	HBP	BLK	WP	HR	S	P	ERA	WHIP
32 Derek Lowe, R ERA: 4.89	(1, 1)	6.0	L	29	10	5	5	6	0	0	0	0	0	0	66	97	7.50	1.667
50 Cristhian Martinez, R ERA: 3.61	(7, 1)	1.1		8	2	3	2	2	0	0	0	0	0	0	21	31	13.50	1.500
38 Anthony Varvaro, R ERA: 3.0	(8, 1)	0.2		3	1	0	0	0	0	0	0	0	0	0	11	14	0.00	1.500
52 George Sherrill, L ERA: 3.12	(9, 1)	1.0		4	1	0	0	0	0	0	0	0	0	0	8	12	0.00	1.000

PITCHER	IP	WLS	BF	H	R	ER	SO	BB	IBB	HBP	BLK	WP	HR	S	P	ERA	WHIP

Chicago Cubs @ Atlanta Braves

Turner Field, Atlanta, GA

Sat Aug 13 2011, 7:11 PM - 10:21 PM EDT

Att. 49,781 - Clear - 91 F

BOTTOM

Batter	1	2	3	4	5	6	7	8	9	AB	R	H	RBI	BB	SO	LOB
24 Michael Bourn, L (1, 8) OBP: 0.359, SLG: 0.395	C FC 87 X FC 86 0-1 G4-3 ①		C SL 81 F CH 80 X FF 88 0-2 5 S 1B		S SL 81 S SL 81 B CU 81 X CH 81 1-2 G4-3 ①		C SI 92 B FF 93 X SI 92 1-1 G6-3 ①		F FF 87 C SL 81 X SL 81 0-2 G4-3 ①	5	0	1	0	0	0	0
14 Martín Prado, R (1, 7) OBP: 0.321, SLG: 0.417	B FF 88 C FF 88 B CH 82 F FC 86 X FF 89 2-2 F9 ②		1 SAFE C SI 88 D CH 81 1 SAFE X SI 88 1-1 F7 ②		B CU 80 B SI 88 B FF 90 C FF 88 X SL 82 3-1 G6-3 ②		B SI 92 X SI 92 1-0 F8 ②		B FF 90 B FF 89 C FF 90 X FF 87 2-1 26 BB 5 1B 10 SF9 1B	5	1	1	0	0	0	1
5 Freddie Freeman, L (1, 3) OBP: 0.363, SLG: 0.475	B FF 89 B CH 83 X SI 89 2-0 26 1B 1B		1 SAFE F FC 86 1 SAFE B SL 85 B CH 81 S CH 81 F SL 85 B CH 81 X CH 80 3-2 G4-3 ③ 1-2		B CH 82 F FC 86 X CH 82 1-1 F9 ③		X SI 92 0-0 E1		B SL 81 T FF 88 F FF 88 X FF 90 1-2 10 SF9 26 BB 1B 1-2	5	0	2	0	0	0	1
26 Dan Uggla, R (1, 4) OBP: 0.300, SLG: 0.453	C CU 81 B SI 88 D CH 82 F CH 81 B FF 89 X SL 82 3-2 1-3 1B			B SI 88 F FF 88 X SL 86 1-1 HR		B SL 83 S SI 88 H SI 88 2-1 10 1B 2 1B HBP	B FF 92 X SL 90 1-0 F7 ③		C SL 81 S SL 82 B FF 88 F SL 82 B SI 90 B SL 83 F SL 83 B FF 91 4-2 1-2 2-3 BB	3	2	2	1	1	0	1
10 Chipper Jones, S (1, 5) OBP: 0.345, SLG: 0.450	X SL 83 0-0 F8 ③			C SL 81 B CH 81 X CH 81 1-1 2 FC6-5 2B	X FC 86 0-0 17 FC1-6 2 1B 1-2 1B			X CH 82 0-0 8 1B 17 G1-3 2B	B SL 84 C SL 84 X FF 92 1-1 SF9 ② 2-3 3-H	4	1	3	1	0	0	2
2 Alex Gonzalez, R (1, 6) OBP: 0.260, SLG: 0.342		X FF 89 0-0 F8 ①		B SI 88 X FF 88 1-0 FC6-5 17 G1-3 8 1B 2-3	B SI 88 X SI 88 1-0 17 FC1-6 1-2 2-H 1B			B SL 81 B SI 91 F SL 80 X SL 84 2-1 G4-3 ①	C SL 87 X SL 87 0-1 L6 ③	5	0	1	1	0	0	4
8 David Ross, R (1, 2) OBP: 0.338, SLG: 0.427		C SI 88 S CH 82 C FF 88 0-3 K ②		C CH 82 F SI 87 X SL 82 0-2 17 G1-3 1-2 1B	F SI 97 X SI 97 0-1 F4 ①			B SL 83 B SI 91 C SL 80 X SL 82 2-1 17 G1-3 2-3 1B		4	0	2	0	0	1	2
17 Jose Constanza, L (1, 9) OBP: 0.400, SLG: 0.547		C FC 86 C CH 82 X SL 85 0-2 F8 ③		B SI 87 S SL 81 X SI 87 1-1 G1-3 ② 1-2 2-3	B FF 98 B FF 97 C FF 97 F FF 97 X FS 88 2-2 FC1-6 ② 1-2f 2-3			C SL 82 B SL 81 F FF 90 F SL 83 B FF 88 X SL 81 2-2 G1-3 ② 1-2 3-H		4	0	0	1	0	0	5
32 Derek Lowe, R (1, 1) OBP: 0.250, SLG: 0.293 7 Brooks Conrad, S (6, PH) OBP: 0.337, SLG: 0.429 50 Cristhian Martinez, R (7, 1) OBP: 0.400, SLG: 0.600 38 Anthony Varvaro, R (8, 1) 20 Eric Hinske, L (8, PH) OBP: 0.320, SLG: 0.439 52 George Sherrill, L (9, 1)			B FF 87 B FC 87 C FC 86 X FF 87 2-1 G4-3 ①	D SL 83 C FF 89 X FF 88 1-1 G6-3 ③	B SL 88 C FF 98 B FF 99 X SL 88 2-1 F9 ③			B SL 82 S FF 88 S FF 89 B FF 90 S SL 82 2-3 K ③		2 1 0 0 1 0	0 0 0 0 0 0	0 0 0 0 0 0	0 0 0 0 0 0	0 0 0 0 1 0	0 0 0 0 1 0	2 2 0 0 1 0
Inning Stats	R: 0 E: 0 K: 0 S: 10 H: 2 LOB: 2 BB: 0 P: 17	R: 0 E: 0 K: 1 S: 7 H: 0 LOB: 0 BB: 0 P: 7	R: 0 E: 0 K: 0 S: 11 H: 1 LOB: 1 BB: 0 P: 17	R: 1 E: 0 K: 0 S: 12 H: 3 LOB: 2 BB: 0 P: 17	R: 0 E: 0 K: 0 S: 7 H: 0 LOB: 0 BB: 0 P: 12	R: 1 E: 0 K: 0 S: 10 H: 2 LOB: 2 BB: 0 P: 17	R: 0 E: 1 K: 0 S: 5 H: 0 LOB: 1 BB: 0 P: 8	R: 1 E: 0 K: 1 S: 12 H: 2 LOB: 1 BB: 0 P: 20	R: 1 E: 0 K: 0 S: 16 H: 2 LOB: 2 BB: 1 P: 24	1B: 9 2B: 2 3B: 0 HR: 1	SF: 1 SAC: 0 DP: 0 HBP: 1	WP: 0 PB: 0 SB: 1 CS: 0	PA: 42			

livebaseballscorecards.com

AB	39
R	4
H	12
RBI	4
BB	1
SO	2
LOB	21

PITCHER		IP	WLS	BF	H	R	ER	SO	BB	IBB	HBP	BLK	WP	HR	S	P	ERA	WHIP
36 Randy Wells, R ERA: 5.9	(1, 1)	5.0	W	24	8	2	2	1	0	0	1	0	0	1	50	76	3.60	1.600
29 Jeff Samardzija, R ERA: 3.56	(6, 1)	1.0	H	3	0	0	0	0	0	0	0	0	0	0	7	11	0.00	0.000
45 Sean Marshall, L ERA: 2.89	(7, 1)	1.0	H	4	0	0	0	0	0	0	0	0	0	0	5	8	0.00	0.000
32 Ramon Ortiz, R ERA: 7.08	(8, 1)	0.1		3	2	1	1	0	0	0	0	0	0	0	5	9	27.00	6.000
40 James Russell, L ERA: 4.24	(8, 1)	1.0		6	2	1	1	1	1	0	0	0	0	0	19	30	9.00	3.000

PITCHER		IP	WLS	BF	H	R	ER	SO	BB	IBB	HBP	BLK	WP	HR	S	P	ERA	WHIP
49 Carlos Marmol, R ERA: 3.54	(9, 1)	0.2	S	2	0	0	0	0	0	0	0	0	0	0	4	5	0.00	0.000

Chicago Cubs @ Atlanta Braves

Turner Field, Atlanta, GA

Sun Aug 14 2011, 1:39 PM - 4:57 PM EDT

Att. 32,011 - Partly Cloudy - 88 F

TOP

livebaseballscorecards.com

Batter	1	2	3	4	5	6	7	8	9	AB	R	H	RBI	BB	SO	LOB
13 Starlin Castro, R (1, 6) OBP: 0.338, SLG: 0.440	B SI 92 F FF 91 B FF 92 S FF 92 F FF 93 F FF 94 F SL 84 S FF 93 2-3 ① K		B SL 83 C SL 82 F FF 93 F FF 94 X SL 82 1-2 ② G5-3		F CH 80 F FF 93 S SL 83 0-3 ③ K	F SI 95 S SI 95 F SI 96 F SL 80 S SL 82 0-3 ③ K			C FF 96 S FF 97 F FF 98 B KC 88 S KC 89 1-3 ① K	5	0	0	0	0	4	2
15 Darwin Barney, R (1, 4) OBP: 0.327, SLG: 0.365	C FF 92 B FF 93 B FF 92 S FF 93 X FF 93 2-2 1B		C FF 92 B SL 83 F SL 82 B FF 93 F FF 93 X FF 94 2-2 ③ F7			C FF 92 B CH 80 X FF 92 1-1 16 1B 22 SF7 1B	C FF 91 F SI 92 X FF 93 0-2 22 HR 1B		C FF 97 B FF 98 F FF 97 S FF 98 1-3 ② K	5	2	3	0	0	1	0
16 Aramis Ramirez, R (1, 5) OBP: 0.333, SLG: 0.499	X FF 91 0-0 ② F8			F FF 92 F FF 92 F SL 84 B CH 80 B SL 84 X SL 84 2-2 24 1B 1B		X FF 90 0-0 12 1B 24 1B 21 1B 1-3 1B	C SL 84 X SL 86 0-1 ① P6		B KC 88 C KC 87 S KC 87 F FF 99 X KC 89 1-2 1B	5	1	3	0	0	0	2
22 Carlos Pena, L (1, 3) OBP: 0.341, SLG: 0.452	D CU 71 1 SAFE F FF 92 B SL 81 D CH 78 F FF 92 S SL 82 3-3 ③ K			S CH 78 F SI 91 D SL 83 F FF 92 F CH 79 B CH 78 B SL 83 X CH 78 3-2 ① F8		F FF 91 S SL 81 B FF 93 B SL 82 F CH 79 X FF 94 2-2 ① SF7 3-H	F SI 92 F SI 92 D SL 87 B SL 86 1 SAFE F SL 87 X SI 92 2-2 1-H HR		S KC 88 B SI 98 S SI 96 B SI 98 T KC 88 2-2 ③ K	4	1	1	3	0	2	3
24 Marlon Byrd, R (1, 8) OBP: 0.346, SLG: 0.437		C FF 90 B CU 73 B SL 83 F FF 90 B FF 94 F FF 90 X FF 90 3-2 1B		B CH 82 D CH 83 F FF 92 C FF 92 X FF 93 2-2 1-2 1B		B FF 94 F SL 82 B SL 81 B FF 94 X SI 94 3-1 12 1B 21 1B 1-2 1B	X SI 92 0-0 ② G6-3			4	1	3	0	0	0	0
12 Alfonso Soriano, R (1, 7) 29 Jeff Samardzija, R (7, 1) 45 Sean Marshall, L (8, 1) 49 Carlos Marmol, R (9, 1)		B FF 90 S SL 82 X SL 81 1-1 ① F9		B FF 90 F FF 90 S FF 91 S SL 82 1-3 ② K		D SI 95 S FF 94 X SL 82 1-1 21 1B 9 WP 1-2 2-3 1B	B SL 84 B SL 83 S SI 92 S SL 84 S FF 93 2-3 ③ K			4 0 0 0	1 0 0 0	1 0 0 0	0 0 0 0	0 0 0 0	2 0 0 0	3 0 0 0
21 Tyler Colvin, L (1, 9) OBP: 0.194, SLG: 0.286		B FF 91 S CH 78 C FF 91 F SL 80 B SL 82 S CH 78 2-3 ② K		B FF 92 D SL 81 X FF 92 2-0 ③ F9		F SI 93 X FF 94 0-1 9 WP 1-3 2-H 3-H 1B		S SI 97 S SI 96 S SL 88 0-3 ① K		4	0	1	2	0	2	3
18 Geovany Soto, R (1, 2) OBP: 0.315, SLG: 0.403		C FF 92 C SI 91 1 SAFE X FF 92 0-2 ③ F9			C FF 91 S CU 72 B FF 92 B SL 82 B SL 84 C FF 93 3-3 ① K	S SL 81 F SI 95 C SL 81 0-3 ② K		B SI 96 S SI 96 B SI 95 S SI 96 S SL 89 2-3 ② K		4	0	0	0	0	3	3
22 Matt Garza, R (1, 1) OBP: 0.085, SLG: 0.065 9 Blake DeWitt, L (6, PH) OBP: 0.285, SLG: 0.396 43 John Grabow, L (6, 1) 5 Reed Johnson, R (7, 7) OBP: 0.389, SLG: 0.561			C FF 90 T SL 81 S FF 93 0-3 ① K		B FF 92 C FF 90 S FF 92 S SL 84 1-3 ② K	C SL 80 B SI 96 C SL 81 B SL 83 F SL 81 S SL 81 2-3 K 1-3 3-H		C SI 97 S SL 88 S SL 89 0-3 ③ K		2 1 0 1	0 0 0 0	0 0 0 0	0 0 0 0	0 0 0 0	2 1 0 0	0 1 0 0

Inning Stats																								
	R: 0	H: 1	R: 0	H: 1	R: 0	H: 0	R: 0	H: 2	R: 0	H: 0	R: 4	H: 5	R: 2	H: 2	R: 0	H: 0	R: 0	H: 1	1B: 11	SF: 1	WP: 2	PA: 40
	E: 0	LOB: 1	E: 0	LOB: 1	E: 0	LOB: 0	E: 0	LOB: 2	E: 0	LOB: 0	E: 0	LOB: 2	E: 0	LOB: 0	E: 0	LOB: 0	E: 0	LOB: 1	2B: 0	SAC: 0	PB: 0	
	K: 2	BB: 0	K: 1	BB: 0	K: 1	BB: 0	K: 1	BB: 0	K: 3	BB: 0	K: 3	BB: 0	K: 1	BB: 0	K: 3	BB: 0	K: 3	BB: 0	3B: 0	DP: 0	SB: 0	
	S: 13	P: 20	S: 13	P: 19	S: 11	P: 14	S: 16	P: 26	S: 9	P: 13	S: 25	P: 34	S: 13	P: 17	S: 9	P: 11	S: 14	P: 19	HR: 1	HBP: 0	CS: 0	

AB	39
R	6
H	12
RBI	5
BB	0
SO	18
LOB	17

PITCHER		IP	WLS	BF	H	R	ER	SO	BB	IBB	HBP	BLK	WP	HR	S	P	ERA	WHIP
37 Brandon Beachy, R ERA: 3.43	(1, 1)	5.1		22	6	2	2	8	0	0	0	0	0	0	69	102	3.38	1.125
19 Scott Linebrink, R ERA: 3.38	(6, 1)	0.0		3	3	1	1	0	0	0	0	0	0	0	6	10	∞	∞
59 Arodys Vizcaíno, R ERA:	(6, 1)	0.2	B	3	0	1	1	3	0	0	0	0	1	0	12	14	13.50	0.000
34 Eric O'Flaherty, L ERA: 1.33	(7, 1)	1.0	L	5	2	2	2	1	0	0	0	0	0	1	13	17	18.00	2.000
39 Jonny Venters, L ERA: 1.18	(8, 1)	1.0		3	0	0	0	3	0	0	0	0	0	0	9	11	0.00	0.000

PITCHER		IP	WLS	BF	H	R	ER	SO	BB	IBB	HBP	BLK	WP	HR	S	P	ERA	WHIP
46 Craig Kimbrel, R ERA: 1.84	(9, 1)	1.0		4	1	0	0	3	0	0	0	0	0	0	14	19	0.00	1.000

Chicago Cubs @ Atlanta Braves

Turner Field, Atlanta, GA

Sun Aug 14 2011, 1:39 PM - 4:57 PM EDT

Att. 32,011 - Partly Cloudy - 88 F

livebaseballscorecards.com

BOTTOM

Batter	1	2	3	4	5	6	7	8	9	AB	R	H	RBI	BB	SO	LOB
24 Michael Bourn, L (1, 8) OBP: 0.363, SLG: 0.398	F FF 92 B SI 93 B CH 85 X FF 94 2-1 14 E 14 FC1 26 SF7 1B	C CU 77 X SL 86 0-1 E5 14 1B 1-3 2-H 1B		B CU 77 B FF 96 X FF 95 2-0 14 E 14 S 1B 3-H		F SL 84 B SL 82 X FF 89 1-1 ③ P4			B FF 92 B SL 82 C SL 83 B SL 86 C SL 86 B SL 86 4-2 14 S BB	4	1	3	2	1	0	1
14 Martín Prado, R (1, 5) OBP: 0.320, SLG: 0.414 (9, 7)	C FF 93 F SI 94 B SI 94 X SL 86 1-2 FC1 1-3	B SL 85 1 SAFE X SI 94 1-0 1-2 3-H 1B		1 SAFE D SL 86 B SI 96 C SL 87 1 SAFE C FF 95 X FF 96 2-2 ③ F8 1-3			C FF 95 B SI 97 B SL 87 X SI 97 2-1 ① G4-3		1 SAFE B FF 91 B SL 87 C SL 84 B SL 87 X SL 84 3-1 ③ P5 1-2	5	0	1	1	0	0	3
16 Brian McCann, L (1, 2) OBP: 0.371, SLG: 0.507	B FF 94 B CH 86 F SI 94 F FF 94 F SL 87 S SL 87 2-3 ① K	F CH 87 T FF 95 B SI 94 F SL 85 X FF 95 1-2 ③ P2			B FF 95 C FF 93 B CU 76 B CH 88 X SI 95 3-1 ① G3		B SI 98 B FF 96 F SL 88 X SI 97 2-1 ② P6			4	0	0	0	0	1	4
26 Dan Uggla, R (1, 4) OBP: 0.297, SLG: 0.450	B SL 86 X SI 95 1-0 ② SF7 3-H	C CU 76 F SL 85 F FF 96 X SL 84 0-2 ① P3			X FF 96 0-0 ② P4		C SI 98 X SI 99 0-1 ③ G6-3			3	0	0	1	0	0	0
5 Freddie Freeman, L (1, 3) OBP: 0.360, SLG: 0.471	B CU 78 B CU 76 F SL 84 S CH 87 S SI 95 2-3 ③ K	F FF 95 B CH 87 F CH 87 F FF 96 B SL 86 F FF 96 F FF 96 B CU 79 S SL 87 3-3 ② K			X FF 95 0-0 ③ P6			C SL 87 B CU 79 B CU 78 F SL 88 B FF 93 X SL 89 3-2 ① G4-3		4	0	0	0	0	2	1
22 Jason Heyward, L (1, 9) OBP: 0.313, SLG: 0.395 10 Chipper Jones, S (8, PH) OBP: 0.344, SLG: 0.449 (9, 5)		C CU 74 B CU 76 X SL 84 1-1 ① F9	X FF 95 0-0 ③ G4-3			B SL 82 C SL 81 S SL 83 F SL 84 B SL 83 X SL 82 2-2 2 S 2 E 1B		B CU 79 C CU 78 B SL 88 X SL 86 2-1 ② G6-3		3 1	1 0	1 0	0 0	0 0	0 0	0 0
2 Alex Gonzalez, R (1, 6) OBP: 0.260, SLG: 0.341		B FF 94 F FF 94 B CH 88 S SL 86 B SI 95 X SL 86 3-2 17 1B 24 1B 1B		B FF 94 C CH 86 X SI 94 1-1 ① F9		C FF 87 B CH 82 B CH 82 L SL 84 F FF 89 F FF 90 X SL 84 2-2 E1 17 SH5-4 1-H		C SL 86 S CU 79 S FF 92 0-3 ③ K		4	1	1	0	0	1	0
17 Jose Constanza, L (1, 7) OBP: 0.414, SLG: 0.545 (9, 9)		X CH 85 0-0 24 E 24 1B 14 1B 1-2 1B		C CU 76 S SL 85 F FF 95 B SL 86 F SI 95 B SL 86 B CH 84 B SL 87 4-2 37 S 24 1B BB		S SL 84 B SL 83 X 1-1 ① SH5-4 1-2			C SL 86 X SL 83 0-1 ① F7	2	2	1	0	1	0	0
37 Brandon Beachy, R (1, 1) OBP: 0.065, SLG: 0.033 19 Scott Linebrink, R (6, 1) 59 Arodys Vizcaíno, R (6, 1) 7 Brooks Conrad, S (6, PH) OBP: 0.333, SLG: 0.424 34 Eric O'Flaherty, L (7, 1) 39 Jonny Venters, L (8, 1) 46 Craig Kimbrel, R (9, 1) 20 Eric Hinske, L (9, PH) OBP: 0.319, SLG: 0.437		L S FF 95 C SI 96 0-3 ② K		L FF 96 M SL 84 B SL 86 S SL 84 1-3 ② K 1-3		C CH 82 B CH 81 B SL 83 S CH 82 S CH 83 2-3 ② K			C SL 84 X FF 92 0-1 ② G3-1	2 0 0 1 0 0 0 1	0 0 0 0 0 0 0 0	0 0 0 0 0 0 0 0	0 0 0 0 0 0 0 0	2 0 0 1 0 0 0 0	3 0 0 1 0 0 0 0	0 0 0 1 0 0 0 0
Inning Stats	R: 1 H: 1 E: 1 LOB: 1 K: 2 BB: 0 S: 13 P: 21	R: 2 H: 4 E: 1 LOB: 2 K: 1 BB: 0 S: 16 P: 22	R: 0 H: 0 E: 0 LOB: 0 K: 1 BB: 0 S: 11 P: 14	R: 1 H: 1 E: 0 LOB: 1 K: 1 BB: 1 S: 13 P: 23	R: 0 H: 0 E: 0 LOB: 0 K: 0 BB: 0 S: 4 P: 7	R: 1 H: 1 E: 1 LOB: 1 K: 1 BB: 0 S: 16 P: 24	R: 0 H: 0 E: 0 LOB: 0 K: 0 BB: 0 S: 6 P: 10	R: 0 H: 0 E: 0 LOB: 0 K: 1 BB: 0 S: 8 P: 13	R: 0 H: 0 E: 0 LOB: 1 K: 0 BB: 1 S: 8 P: 15	1B: 7 SF: 1 2B: 0 SAC: 1 3B: 0 DP: 0 HR: 0 HBP: 0						

	AB	34
	R	5
	H	7
	RBI	4
	BB	2
	SO	7
	LOB	13

WP: 0 PA: 38
PB: 0
SB: 5
CS: 0

PITCHER		IP	WLS	BF	H	R	ER	SO	BB	IBB	HBP	BLK	WP	HR	S	P	ERA	WHIP
22 Matt Garza, R ERA: 3.8	(1, 1)	5.0		23	6	4	2	5	1	0	0	0	0	0	57	87	3.60	1.400
43 John Grabow, L ERA: 5.01	(6, 1)	1.0	W	5	1	1	0	1	0	0	0	0	0	0	16	24	0.00	1.000
29 Jeff Samardzija, R ERA: 3.51	(7, 1)	1.0	H	3	0	0	0	0	0	0	0	0	0	0	6	10	0.00	0.000
45 Sean Marshall, L ERA: 2.84	(8, 1)	1.0	H	3	0	0	0	1	0	0	0	0	0	0	8	13	0.00	0.000
49 Carlos Marmol, R ERA: 3.47	(9, 1)	1.0	S	4	0	0	0	0	1	0	0	0	0	0	8	15	0.00	1.000

PITCHER	IP	WLS	BF	H	R	ER	SO	BB	IBB	HBP	BLK	WP	HR	S	P	ERA	WHIP

San Francisco Giants @ Atlanta Braves

Turner Field, Atlanta, GA

Mon Aug 15 2011, 7:12 PM - 10:01 PM EDT

Att. 23,498 - Partly Cloudy - 83 F

livebaseballscorecards.com

TOP

Batter	1	2	3	4	5	6	7	8	9	AB	R	H	RBI	BB	SO	LOB
13 Cody Ross, R (1, 8) OBP: 0.328, SLG: 0.389	G3		G6-3		G4-3		F8			4	0	0	0	0	0	0
8 Jeff Keppinger, R (1, 4) OBP: 0.317, SLG: 0.409	12 HBP 48 E 1B		G4-3		1B		G4-3			4	0	2	0	0	0	0
48 Pablo Sandoval, S (1, 5) OBP: 0.352, SLG: 0.515	FC5 12 HBP 1-2		L7		F9			HR		1	0	0	0	0	0	1
14 Mike Fontenot, L (1, 5) OBP: 0.299, SLG: 0.361										3	1	1	1	0	0	1
17 Aubrey Huff, L (1, 3) OBP: 0.300, SLG: 0.378	P5			E8 9 HBP 12 BB 43 SF7	G3			G4-3		4	1	0	0	0	0	3
49 Javier López, L (8, 1)										0	0	0	0	0	0	0
38 Brian Wilson, R (9, 1)										0	0	0	0	0	0	0
12 Nate Schierholtz, L (1, 9) OBP: 0.326, SLG: 0.439	HBP 1-2 2-3			43 SF7 9 HBP 22 SF8 1-2 BB		HR		G3-1		2	2	1	1	1	0	0
9 Brandon Belt, L (1, 7) OBP: 0.327, SLG: 0.400	F8			HBP 1-2 2-3		G4-3		K		3	0	0	0	0	1	3
(8, 3)																
43 Orlando Cabrera, R (1, 6) OBP: 0.271, SLG: 0.316		22 G6-4-3 1B		SF7 2-3 3-H		F7			G5-3	3	0	1	1	0	0	0
22 Eli Whiteside, R (1, 2) OBP: 0.295, SLG: 0.355		G6-4-3 1-2f		SF8 3-H		P5			G5-3	3	0	0	1	0	0	1
40 Madison Bumgarner, R (1, 1) OBP: 0.196, SLG: 0.190		K		G6-3			G1-4-3		G5-3	3	0	0	0	0	1	1
33 Aaron Rowand, R (8, 7) OBP: 0.284, SLG: 0.363										1	0	0	0	0	0	0

Inning Stats	1	2	3	4	5	6	7	8	9
R	0	0	0	2	0	1	0	1	0
E	1	0	0	1	0	0	0	0	0
K	0	1	0	0	1	0	0	1	0
S	14	8	4	10	7	9	5	10	9
H	1	1	0	0	1	1	0	1	0
LOB	3	0	0	1	1	0	0	0	0
BB	0	0	0	1	0	0	0	0	0
P	23	9	10	19	11	14	8	17	16

AB	31
R	4
H	5
RBI	4
BB	1
SO	2
LOB	10

1B: 3	SF: 2
2B: 0	SAC: 0
3B: 0	DP: 1
HR: 2	HBP: 2

WP: 0	PA: 36
PB: 0	
SB: 0	
CS: 0	

PITCHER	IP	WLS	BF	H	R	ER	SO	BB	IBB	HBP	BLK	WP	HR	S	P	ERA	WHIP
15 Tim Hudson, R (1, 1) ERA: 3.13	8.0		33	5	4	2	2	1	0	2	0	0	2	67	111	2.25	0.750
50 Cristhian Martinez, R (9, 1) ERA: 3.54	1.0	W	3	0	0	0	0	0	0	0	0	0	0	9	16	0.00	0.000

BOTTOM

Batter	1	2	3	4	5	6	7	8	9	AB	R	H	RBI	BB	SO	LOB
24 Michael Bourn, L (1, 8) OBP: 0.360, SLG: 0.395	B FF 93 X FF 93 1-0 ① F7	C CU 79 B FF 93 X FF 92 1-1 ③ G3-1		X FC 88 0-0 ③ G5-3		B FF 91 C FC 87 X FC 86 1-1 ③ G6-3			B FF 94 X FF 95 1-0 ① SH5-4 1-2 2-3	4	0	0	0	0	0	6
14 Martín Prado, R (1, 5) OBP: 0.318, SLG: 0.411	C FF 93 B FF 93 F CH 84 S FC 91 1-3 ② K		B CU 76 B CU 76 C FF 91 B FC 86 X FF 90 3-1 ① F9		C SI 90 X FC 88 0-1 ① F9		B FF 91 C FC 87 X CU 77 1-1 ① G4-3		B SL 91 C SI 89 S SI 96 X SL 90 1-2 16 BB 5 1B 2-3 3-H 1B	5	1	1	1	0	1	0
16 Brian McCann, L (1, 2) OBP: 0.372, SLG: 0.513	C FC 90 X FF 93 0-1 HR		S FC 88 B SI 92 X FF 92 1-1 ② G3		C FF 91 S FF 91 B CU 78 F CU 76 X FF 92 1-2 ② G4-3		F CU 77 X SI 90 0-1 ② F9		B SL 90 B SI 95 B SL 91 B SL 92 4-0 5 1B 1-2 BB	4	1	1	1	1	0	0
26 Dan Uggla, R (1, 4) OBP: 0.298, SLG: 0.451	B FF 93 F FC 90 B CU 80 C CU 79 S FC 89 2-3 ③ K		B FF 93 B CH 82 B FC 88 C FF 91 B FF 91 4-1 BB		C FC 88 B CU 77 C FC 88 X FF 91 1-2 2B		X FC 88 0-0 ③ P4		C SL 92 C SI 96 B SL 91 S SI 97 1-3 ② K	4	0	1	0	1	2	3
5 Freddie Freeman, L (1, 3) OBP: 0.361, SLG: 0.470		X FF 92 0-0 2 17 1B E 1B	F FF 92 C FC 88 B FC 88 B FC 88 T CU 80 2-2 ③ K		C FC 88 F FF 92 D CU 79 B FC 88 S FF 92 2-3 ③ K			S SI 90 B SI 91 S SL 85 B CU 78 X SL 85 2-2 ① G3	B SL 91 F SI 97 C SI 96 B FF 96 B SL 91 X SI 96 3-2 1-2 2-H 3-H 1B	5	1	2	2	0	2	2
22 Jason Heyward, L (1, 9) OBP: 0.309, SLG: 0.390		B FC 89 B FF 92 X FC 89 2-0 ① F7		B FF 91 C FC 86 F FF 91 X FC 88 1-2 ① G4-3		B CU 77 B FF 91 F FC 85 B FF 92 X FC 87 3-1 ① F7		C SL 83 F CU 76 S CU 73 0-3 ② K		4	0	0	0	0	1	1
2 Alex Gonzalez, R (1, 6) OBP: 0.262, SLG: 0.345		B FC 88 1 SAFE B CH 84 B FF 92 C FF 88 F FC 88 1 SAFE X FC 90 3-2 17 E 1-2 1B		B CH 83 B CH 82 F FF 89 B FC 88 X FC 88 3-1 ② P6		B FC 88 X FF 92 1-0 17 1B 2B		B SI 89 F SI 90 C SL 82 F SL 84 X SI 90 1-2 ③ G6-3		4	0	2	0	0	0	0
17 Jose Constanza, L (1, 7) OBP: 0.452, SLG: 0.569		F FF 92 C FC 88 F FF 93 X CU 80 0-2 E7 1-3 2-H 1B		C FF 92 B FF 90 B FC 86 B FF 90 C FF 91 F FC 87 B FF 92 4-2 15 1B BB		B CU 78 C FC 87 C FF 92 B FF 93 X FC 89 2-2 2-3 1B			C FF 94 X SI 94 0-1 24 SH5-4 20 BB 14 1B 1B	3	1	3	1	1	0	0
15 Tim Hudson, R (1, 1) OBP: 0.196, SLG: 0.226 50 Cristhian Martinez, R (9, 1) OBP: 0.400, SLG: 0.600 20 Eric Hinske, L (9, PH) OBP: 0.322, SLG: 0.437 28 Julio Lugo, R (9, PR) OBP: 0.209, SLG: 0.150		D FC 91 S FC 90 F FC 90 S FC 90 1-3 ② K		C FF 90 B FC 88 B CU 77 X FF 91 2-1 1-3 1B		1 SAFE B FF 92 1 SAFE X FC 87 1-0 ② B3			B SI 94 B SL 90 1 SAFE F SI 94 B SL 91 C SL 90 B SL 91 4-2 14 1B 24 SH5-4 5 1B 1-2 BB	3 0 0 0	0 0 0 1	1 0 0 0	0 0 0 0	0 0 1 0	1 0 0 0	4 0 0 0
Inning Stats	R: 1 H: 1 E: 0 LOB: 0 K: 2 BB: 0 S: 9 P: 13	R: 1 H: 3 E: 1 LOB: 2 K: 1 BB: 0 S: 14 P: 21	R: 0 H: 0 E: 0 LOB: 1 K: 1 BB: 1 S: 8 P: 18	R: 0 H: 1 E: 0 LOB: 2 K: 0 BB: 1 S: 11 P: 21	R: 0 H: 1 E: 0 LOB: 1 K: 1 BB: 0 S: 12 P: 16	R: 0 H: 2 E: 0 LOB: 2 K: 0 BB: 0 S: 9 P: 17	R: 0 H: 0 E: 0 LOB: 0 K: 0 BB: 0 S: 5 P: 6	R: 0 H: 0 E: 0 LOB: 0 K: 1 BB: 0 S: 10 P: 13	R: 3 H: 3 E: 0 LOB: 2 K: 1 BB: 2 S: 14 P: 28	1B: 8 2B: 2 3B: 0 HR: 1	SF: 0 SAC: 1 DP: 0 HBP: 0			WP: 0 PB: 0 SB: 0 CS: 0	PA: 41		

PITCHER		IP	WLS	BF	H	R	ER	SO	BB	IBB	HBP	BLK	WP	HR	S	P	ERA	WHIP
40 Madison Bumgarner, L ERA: 3.49	(1, 1)	7.0		31	8	2	2	5	2	0	0	0	0	1	68	112	2.57	1.429
49 Javier López, L ERA: 2.38	(8, 1)	1.0	H	3	0	0	0	1	0	0	0	0	0	0	10	13	0.00	0.000
38 Brian Wilson, R ERA: 3.19	(9, 1)	0.2	L	7	3	3	3	1	2	0	0	0	0	0	14	28	40.50	7.500

PITCHER	IP	WLS	BF	H	R	ER	SO	BB	IBB	HBP	BLK	WP	HR	S	P	ERA	WHIP

San Francisco Giants @ Atlanta Braves

Turner Field, Atlanta, GA

Mon Aug 15 2011, 7:12 PM - 10:01 PM EDT

Att. 23,498 - Partly Cloudy - 83 F

livebaseballscorecards.com

AB	36
R	5
H	11
RBI	5
BB	4
SO	7
LOB	16

Batter	1	2	3	4	5	6	7	8	9	10	11	AB	R	H	RBI	BB	SO	LOB
13 Cody Ross, R (1, 8) OBP: 0.326, SLG: 0.395	C FF 95 B FF 94 X SI 94 1-1 P6 ①			C CH 81 S FF 92 X FF 94 0-2 F8 ①			B FF 93 B SI 92 B SI 93 C FF 92 X SI 92 3-1 HR		B FF 98 X FF 98 1-0 F7 ①		F SI 95 B SI 96 B SL 80 B SL 81 F SI 95 X SI 95 3-2 F9 ②	5	1	1	1	0	0	1
14 Mike Fontenot, L (1, 4) OBP: 0.297, SLG: 0.352	B FF 94 C SI 93 B CH 86 F FF 93 X CH 85 2-2 G1-3 ②			S CH 83 B CH 85 T CH 84 B CU 79 B FF 93 B CH 84 4-2 48 G4-6-3 BB			L SI 91 T SL 86 B SL 87 S SI 92 1-3 K ①		B KC 87 B SI 97 C FF 96 B FF 96 C FF 95 F FF 97 F FF 96 T FF 96 3-2 K ②		C FF 96 X FF 95 0-1 F7 ③	4	0	0	0	1	2	1
48 Pablo Sandoval, S (1, 3) (10, 5) OBP: 0.350, SLG: 0.511	X CH 84 0-0 F8 ③			B SI 91 F CH 83 B SI 91 X CH 82 2-1 G4-6-3 1-2f ② ③			B CH 85 X SL 85 1-0 G5-3 ②		X KC 88 0-0 1B			4	0	1	0	0	0	1
17 Aubrey Huff, L (1, 7) OBP: 0.298, SLG: 0.374		C SI 94 B FF 92 C CU 79 F CH 84 B CH 84 X SI 95 2-2 L3 ①			C CU 78 X FF 92 0-1 F7 ①		C SL 84 S SL 88 C FF 93 0-3 K ③		B KC 88 1 SAFE F FF 97 S FF 96 S KC 88 1-3 K ③			4	0	0	0	0	2	1
9 Brandon Belt, L (1, 9) OBP: 0.324, SLG: 0.386		B FF 96 S CH 85 B SI 94 B SI 94 F SI 92 C SI 95 3-3 K ②			B CH 82 X CU 77 1-0 F9 ②			B SI 96 B SI 95 F FF 95 B FF 95 C FF 96 S SI 95 3-3 K ①		F SI 96 B SI 96 B SL 81 F SI 95 F SL 82 B SL 82 B SL 82 4-2 10 G6-3 BB		3	0	0	0	1	2	0
43 Orlando Cabrera, R (1, 6) OBP: 0.268, SLG: 0.313		B FF 95 B FF 95 C SI 95 C SI 94 F SI 92 B SI 97 X FF 96 3-2 F8 ③			B CH 82 B SI 94 F FF 94 X FF 95 2-1 G5-3 ③			B SI 96 X SI 95 1-0 G1-3 ②		C FF 96 1 SAFE F SI 96 B SI 95 X SL 82 1-2 P4 ①		4	0	0	0	0	0	1
10 Miguel Tejada, R (1, 5) OBP: 0.274, SLG: 0.333			C FF 92 X CH 86 0-1 F8 ①			B FF 92 S FF 92 F FF 95 F CH 84 S CU 83 1-3 K ①		B SI 97 X SI 96 1-0 37 1B 1B		1 SAFE D SL 80 X SI 95 1-0 G6-3 1-2f ② ③		4	0	1	0	0	1	1
37 Chris Stewart, R (1, 2) OBP: 0.286, SLG: 0.294			B FF 95 X SI 94 1-0 F7 ②			C CU 79 F CH 82 B SI 94 B CU 84 S CH 85 2-3 K ②		C SI 95 B SL 86 B SI 95 F SI 95 X SI 96 2-2 1-2 1B			C SI 95 X SI 96 0-1 B1 ①	4	0	1	0	0	1	0
57 Jonathan Sánchez, L (1, 1) OBP: 0.233, SLG: 0.345 59 Guillermo Mota, R (3, 1) OBP: 0.125, SLG: 0.250 41 Jeremy Affeldt, L (7, 1) 33 Aaron Rowand, R (8, PH) OBP: 0.284, SLG: 0.342 46 Santiago Casilla, R (8, 1) 49 Javier López, L (10, 1) 7 Mark DeRosa, R (10, 3) OBP: 0.227, SLG: 0.195			F SI 95 B SI 92 S CH 84 C FF 94 1-3 K ③			B FF 95 X FF 94 1-0 G1-3 ③		C SL 87 D SL 87 X SI 96 1-1 G6-3 ③			B FF 96 F FF 94 X SL 82 1-1 1B	1 1 0 1 0 0 1	0 0 0 0 0 0 0	0 0 0 0 0 0 0	0 0 0 0 0 0 0	1 0 0 0 0 0 0	0 0 0 2 0 0 0	0 0 0 0 0 0 0
Inning Stats	R: 0 E: 0 K: 0 S: 6 H: 0 LOB: 0 BB: 0 P: 9	R: 0 E: 0 K: 1 S: 11 H: 0 LOB: 0 BB: 0 P: 19	R: 0 E: 0 K: 1 S: 6 H: 0 LOB: 0 BB: 0 P: 8	R: 0 E: 0 K: 0 S: 7 H: 0 LOB: 0 BB: 1 P: 13	R: 0 E: 0 K: 0 S: 5 H: 0 LOB: 0 BB: 0 P: 8	R: 0 E: 0 K: 2 S: 8 H: 0 LOB: 0 BB: 0 P: 12	R: 1 E: 0 K: 2 S: 9 H: 1 LOB: 0 BB: 0 P: 14	R: 0 E: 0 K: 1 S: 10 H: 2 LOB: 2 BB: 0 P: 18	R: 0 E: 0 K: 2 S: 10 H: 1 LOB: 1 BB: 0 P: 15	R: 0 E: 0 K: 0 S: 7 H: 0 LOB: 0 BB: 1 P: 13	R: 0 E: 0 K: 0 S: 9 H: 1 LOB: 1 BB: 0 P: 13	1B: 4 2B: 0 3B: 0 HR: 1	SF: 0 SAC: 0 DP: 2 HBP: 0			WP: 0 PB: 0 SB: 0 CS: 0	PA: 38		

PITCHER	IP	WLS	BF	H	R	ER	SO	BB	IBB	HBP	BLK	WP	HR	S	P	ERA	WHIP
40 Randall Delgado, R (1, 1) ERA: 3.6	6.0		19	1	1	1	4	1	0	0	0	0	1	45	74	1.50	0.333
34 Eric O'Flaherty, L (7, 1) ERA: 1.31	1.0		3	0	0	0	2	0	0	0	0	0	0	7	9	0.00	0.000
39 Jonny Venters, L (8, 1) ERA: 1.16	1.0		5	2	0	0	1	0	0	0	0	0	0	10	18	0.00	2.000
46 Craig Kimbrel, R (9, 1) ERA: 1.81	1.0		4	1	0	0	2	0	0	0	0	0	0	10	15	0.00	1.000
59 Arodys Vizcaíno, R (10, 1) ERA:	2.0	W	7	1	0	0	0	1	0	0	0	0	0	16	26	0.00	1.000

PITCHER IP WLS BF H R ER SO BB IBB HBP BLK WP HR S P ERA WHIP

San Francisco Giants @ Atlanta Braves

Turner Field, Atlanta, GA

Tue Aug 16 2011, 7:11 PM - 10:09 PM EDT

Att. 22,108 - Partly Cloudy - 87 F

TOP

livebaseballscorecards.com

AB	36
R	1
H	5
RBI	1
BB	2
SO	9
LOB	8

Batter	1	2	3	4	5	6	7	8	9	10	11	AB	R	H	RBI	BB	SO	LOB
24 Michael Bourn, L (1, 8) OBP: 0.364, SLG: 0.395	B FF 92 L FF 92 B FF 92 B FF 90 B FF 91 4-1 14 CS BB		B SL 81 S CH 83 C CH 82 B CH 83 X CH 83 2-2 ③ 2-H 1B			C SI 93 S SI 93 B FF 91 B CH 88 F CH 82 B SI 94 F SI 94 F SI 93 B SI 94 4-2 BB			F SI 93 B KC 80 B SI 94 B SI 93 B SI 94 4-1 BB		B SI 89 C SI 84 X CU 77 1-1 ② G4-3 2-3	2	0	1	1	3	0	1
14 Martín Prado, R (1, 7) OBP: 0.317, SLG: 0.409 (11, 5)	C FF 91 B SL 82 F CH 84 X FF 91 1-2 ①② F9 1-2			C SI 92 X SL 85 0-1 ① G6-3		X SI 92 0-0 ③ F9			B SI 93 C SI 93 X SI 92 1-1 ② F7		B SI 90 C SI 90 X SI 90 1-1 3-H 1B	5	0	1	1	0	0	3
16 Brian McCann, L (1, 2) OBP: 0.373, SLG: 0.512	F FF 91 T SL 83 X SL 85 0-2 ③ G4-3			B SI 93 B SI 93 F SI 93 X CH 85 2-1 5 PO 1B			B CU 78 F SI 93 B CU 78 B CU 79 B SI 94 4-1 5 G4-6-3 BB		B SI 94 S SI 93 X SI 95 1-1 ③ G4-3			3	0	1	0	1	0	1
26 Dan Uggla, R (1, 4) OBP: 0.298, SLG: 0.449		C FF 90 C FF 91 B FF 87 F SL 84 X CH 84 1-2 ① G1-3		B SL 85 C SL 84 C SL 85 S CH 86 1-3 ② K			F SI 93 B SI 94 B CU 79 S CH 90 B CH 89 F SI 90 X FF 93 3-2 ① F9			X SL 87 0-0 5 1B 1B		4	0	1	0	0	1	2
5 Freddie Freeman, L (1, 3) OBP: 0.360, SLG: 0.468		S SI 92 B SI 92 B CH 84 B SI 90 F SI 90 X FF 90 3-2 ② G6-3		S CH 86 S SI 93 1 SAFE 0-2 ③ PO 1-2	B SI 92 B CH 85 S CH 84 X SI 93 2-1 ① F7		B SI 94 X SI 93 1-0 ②③ G4-6-3 1-2f			C SL 84 B SL 84 X SL 84 1-1 ① 1-3 1B		4	0	1	0	0	0	1
10 Chipper Jones, S (1, 5) OBP: 0.343, SLG: 0.445 22 Jason Heyward, L (10, PR) OBP: 0.309, SLG: 0.390 (11, 9)	B FF 91 B CH 84 X SI 88 2-0 ③ G6-3				X SI 93 0-0 ② G5-3			B KC 79 X SI 92 1-0 ① F7		I IN 72 I IN 76 I IN 77 I IN 75 4-0 2 G6-3 IBB		3	0	0	0	1	0	0
2 Alex Gonzalez, R (1, 6) OBP: 0.260, SLG: 0.342			C FF 89 B FF 90 S CH 83 F FF 91 X FF 92 1-2 ① F8		C SL 85 X SI 92 0-1 ③ P4			B SL 85 T SL 85 X SL 85 1-1 ② F9		F SI 90 F SI 89 F SI 92 X SI 90 0-2 ②③ G6-3 1-2f		4	0	0	0	0	0	2
17 Jose Constanza, L (1, 9) OBP: 0.439, SLG: 0.548 (11, 7)			X FF 91 0-0 40 SH1-4 24 1B 1B		B SI 92 X CH 85 1-0 ① G4-3			C SI 92 C KC 79 B KC 80 F SI 92 C KC 80 1-3 ③ K			S SI 88 B SL 84 B SI 89 X SI 89 2-1 ① G1-3	4	1	1	0	0	1	0
40 Randall Delgado, R (1, 1) 34 Eric O'Flaherty, L (7, 1) 39 Jonny Venters, L (8, 1) 46 Craig Kimbrel, R (9, 1) 20 Eric Hinske, L (9, PH) OBP: 0.320, SLG: 0.435 59 Arodys Vizcaíno, R (10, 1) 7 Brooks Conrad, S (11, PH) OBP: 0.340, SLG: 0.442			1 SAFE B FF 88 X FF 88 1-0 ② SH1-4 1-2			C SI 92 F SI 92 B SI 93 S CH 86 1-3 ② K			B KC 78 F SI 91 C SI 93 S KC 80 1-3 ① K		C SI 90 B CH 82 B SI 90 C SI 89 X SI 90 2-2 24 G4-3 14 1B 2B	1 0 0 0 1 0 1	0 0 0 0 0 0 1	0 0 0 0 0 0 1	0 0 0 0 0 0 1	1 0 0 0 0 0 0	0 0 0 0 1 0 0	0 0 0 0 0 0 0
Inning Stats	R: 0 E: 0 K: 0 S: 7 H: 0 LOB: 0 BB: 1 P: 12	R: 0 E: 0 K: 0 S: 8 H: 0 LOB: 0 BB: 0 P: 14	R: 1 E: 0 K: 0 S: 9 H: 2 LOB: 1 BB: 0 P: 13	R: 0 E: 0 K: 1 S: 9 H: 1 LOB: 0 BB: 0 P: 12	R: 0 E: 0 K: 0 S: 5 H: 0 LOB: 0 BB: 0 P: 7	R: 0 E: 0 K: 1 S: 10 H: 0 LOB: 1 BB: 1 P: 16	R: 0 E: 0 K: 0 S: 6 H: 0 LOB: 0 BB: 1 P: 14	R: 0 E: 0 K: 1 S: 7 H: 0 LOB: 0 BB: 0 P: 10	R: 0 E: 0 K: 1 S: 8 H: 0 LOB: 1 BB: 1 P: 15	R: 0 E: 0 K: 0 S: 7 H: 2 LOB: 2 BB: 1 P: 12	R: 1 E: 0 K: 0 S: 9 H: 2 LOB: 1 BB: 0 P: 15	1B: 6 2B: 1 3B: 0 HR: 0 SF: 0 SAC: 1 DP: 2 HBP: 0		WP: 0 PB: 0 SB: 0 CS: 1	PA: 39			

PITCHER		IP	WLS	BF	H	R	ER	SO	BB	IBB	HBP	BLK	WP	HR	S	P	ERA	WHIP
57 Jonathan Sánchez, L ERA: 4.26	(1, 1)	2.2		9	1	1	1	0	1	0	0	0	0	0	21	34	3.38	0.750
59 Guillermo Mota, R ERA: 3.94	(3, 1)	3.1		11	2	0	0	2	1	0	0	0	0	0	27	40	0.00	0.900
41 Jeremy Affeldt, L ERA: 2.65	(7, 1)	1.0		3	0	0	0	0	1	0	0	0	0	0	6	14	0.00	1.000
46 Santiago Casilla, R ERA: 1.57	(8, 1)	2.0		8	1	0	0	2	1	0	0	0	0	0	16	26	0.00	1.000
49 Javier López, L ERA: 2.49	(10, 1)	1.2	L	7	3	1	1	0	0	1	0	0	0	0	15	26	5.40	1.800

PITCHER	IP	WLS	BF	H	R	ER	SO	BB	IBB	HBP	BLK	WP	HR	S	P	ERA	WHIP

BOTTOM

San Francisco Giants @ Atlanta Braves

Turner Field, Atlanta, GA

Tue Aug 16 2011, 7:11 PM - 10:09 PM EDT
Att. 22,108 - Partly Cloudy - 87 F

livebaseballscorecards.com

AB	32
R	2
H	7
RBI	2
BB	5
SO	4
LOB	10

San Francisco Giants @ Atlanta Braves

Turner Field, Atlanta, GA

Wed Aug 17 2011, 7:12 PM - 10:00 PM EDT

Att. 22,202 - Partly Cloudy - 90 F

TOP

livebaseballscorecards.com

Batter	1	2	3	4	5	6	7	8	9	AB	R	H	RBI	BB	SO	LOB
13 Cody Ross, R (1, 8) OBP: 0.324, SLG: 0.392	B FF 89 S FF 90 X SI 89 1-1 ① G5-3		C SI 89 C CH 84 B FF 90 X FF 90 1-2 ② P3	X CH 84 0-0 ② SF7 3-H			F CH 86 B SI 89 S CH 83 X SI 91 1-2 ① F8		B FF 95 B FF 94 B FF 94 C FF 94 F FF 94 B FF 96 4-2 14 2B 48 SF8 BB	3	1	0	1	1	0	0
14 Mike Fontenot, L (1, 4) OBP: 0.305, SLG: 0.372	C FF 89 C CH 85 B FF 89 X CH 85 1-2 48 2B 2B		C FF 90 B SL 80 F SL 79 B SL 77 X SI 89 2-2 1B	C FF 88 B CH 84 1-1 ③ CS 1-2	B CH 82 X CH 82 1-0 ① G1-3		B SI 88 X SI 89 1-0 ② F7		C SI 95 1 SAFE X SI 94 0-1 48 SF8 17 SF8 1-3 2B	5	2	3	0	0	0	0
48 Pablo Sandoval, S (1, 5) OBP: 0.351, SLG: 0.518	B SI 89 X FF 89 1-0 2-H 2B		S CH 84 1 SAFE X CH 85 0-1 ③ F8		F FF 88 B SL 77 X SL 80 1-1 12 F9 2B		B CH 81 S CH 81 B SI 88 F CH 82 X CH 84 2-2 ③ F7		B SL 82 X SL 80 1-0 ① SF8 2-3 3-H	4	0	2	2	0	0	1
17 Aubrey Huff, L (1, 3) OBP: 0.301, SLG: 0.381	F FF 91 F CH 85 D SL 81 X FF 91 1-2 ② F7			B SI 87 B FF 86 X CH 83 2-0 12 1B 43 1B 2B	S CH 83 B SI 90 B SI 88 B CH 85 B FF 89 4-1 BB			B SI 87 F SL 82 F CH 81 X CH 83 1-2 12 1B 2B	X FO 83 0-0 ② SF8 3-H	3	1	2	1	1	0	1
12 Nate Schierholtz, L (1, 9) OBP: 0.328, SLG: 0.439	C CH 85 B FF 90 X FF 91 1-1 ③ P1			B FF 87 B FF 90 X FF 90 2-0 9 BB 43 1B 22 1B 1B 2-3	C FF 88 B SL 75 F SI 88 X FF 90 1-2 ② F9 2-3			B CH 82 C CH 83 X SI 90 1-1 43 FC4-6 1B 2-3	B FF 95 B SL 82 X FF 95 2-0 ③ G4-3	5	1	2	0	0	0	3
43 Orlando Cabrera, R (1, 6) OBP: 0.268, SLG: 0.312		B FF 88 C CH 82 X SI 89 1-1 ① G6-3		S SL 79 X FF 92 0-1 22 1B 9 BB 18 SF8 1B 1-2 3-H	C FF 90 X SI 89 0-1 ③ F9			B SI 90 S CH 84 F CH 84 X SL 85 1-2 ① FC4-6 9 F7 1-2f		4	1	1	1	0	0	4
9 Brandon Belt, L (1, 7) OBP: 0.321, SLG: 0.374		C SI 89 B FF 90 X FF 90 1-1 ② F7		B CH 84 B CH 85 B CH 84 B FF 89 4-0 18 SF8 22 1B 13 SF7 BB 1-2 2-3		B CH 85 B CH 82 C SI 88 B CH 82 C FF 88 C FF 89 3-3 ① K		X SI 91 0-0 ② F7 1-2		3	1	0	0	1	1	2
22 Eli Whiteside, R (1, 2) OBP: 0.295, SLG: 0.355 37 Chris Stewart, R (7, 2) OBP: 0.292, SLG: 0.294		B SL 79 C SL 77 X FF 90 1-1 ③ F8		S SL 81 D SL 80 S SL 80 B FF 90 B CH 86 F FF 90 X SI 91 3-2 14 CS 1B 1-2 2-3 3-H		S SL 78 B SI 88 B FF 87 F CH 83 X SL 79 2-2 ② F7		I IN 74 I IN 75 I IN 74 I IN 74 4-0 IBB		3 0	0 0	1 0	1 0	0 1	0 0	0 0
18 Matt Cain, R (1, 1) OBP: 0.132, SLG: 0.120 45 Dan Runzler, L (9, 1) 41 Jeremy Affeldt, L (9, 1)			C FF 88 S SL 77 X SL 78 0-2 ① F8	B SL 81 D CH 85 X FF 90 2-0 ① SF8 2-3 3-H		X FC 88 0-0 ③ F8		C SL 84 B SL 83 C SI 90 F SL 83 S CH 84 1-3 ③ K		3 0 0	0 0 0	0 0 0	1 0 0	0 0 0	1 0 0	3 0 0

	AB	33
	R	7
	H	11
	RBI	7
	BB	4
	SO	2
	LOB	14

Inning Stats	1	2	3	4	5	6	7	8	9	1B: 5	SF: 4	WP: 0	PA: 42
	R: 1 E: 0 K: 0 S: 11	R: 0 E: 0 K: 0 S: 6	R: 0 E: 0 K: 0 S: 11	R: 4 E: 0 K: 0 S: 11	R: 0 E: 0 K: 0 S: 9	R: 0 E: 0 K: 1 S: 7	R: 0 E: 0 K: 0 S: 7	R: 0 E: 0 K: 1 S: 13	R: 2 E: 0 K: 0 S: 7	2B: 6 3B: 0 HR: 0	SAC: 0 DP: 0 HBP: 0	PB: 0 SB: 0 CS: 1	
	H: 2 LOB: 1 BB: 0 P: 16	H: 0 LOB: 0 BB: 0 P: 9	H: 1 LOB: 1 BB: 0 P: 14	H: 4 LOB: 0 BB: 1 P: 25	H: 1 LOB: 2 BB: 1 P: 16	H: 0 LOB: 0 BB: 0 P: 12	H: 0 LOB: 0 BB: 0 P: 11	H: 2 LOB: 3 BB: 1 P: 21	H: 1 LOB: 0 BB: 1 P: 14				

PITCHER		IP	WLS	BF	H	R	ER	SO	BB	IBB	HBP	BLK	WP	HR	S	P	ERA	WHIP
49 Jair Jurrjens, R ERA: 2.84	(1, 1)	6.0	L	27	8	5	5	1	2	0	0	0	0	0	55	92	7.50	1.667
50 Cristhian Martinez, R ERA: 3.42	(7, 1)	2.0		9	2	0	0	1	0	1	0	0	0	0	20	32	0.00	1.000
19 Scott Linebrink, R ERA: 3.71	(9, 1)	1.0		5	1	2	2	0	1	0	0	0	0	0	7	14	18.00	2.000

PITCHER		IP	WLS	BF	H	R	ER	SO	BB	IBB	HBP	BLK	WP	HR	S	P	ERA	WHIP

San Francisco Giants @ Atlanta Braves

Turner Field, Atlanta, GA

Wed Aug 17 2011, 7:12 PM - 10:00 PM EDT

Att. 22,202 - Partly Cloudy - 90 F

livebaseballscorecards.com

BOTTOM

Batter	1	2	3	4	5	6	7	8	9	AB	R	H	RBI	BB	SO	LOB
24 Michael Bourn, L (1, 8) OBP: 0.363, SLG: 0.393	B FF 89 B FF 89 C FF 89 X FF 90 2-1 26 E 16 1B 10 BB 1B	F FF 92 B CH 87 X CH 86 1-1 ② FC3-6 14 1B 1-2f		B FF 93 C FF 91 C CU 78 B CH 88 F SL 86 F FF 93 B CU 79 F FF 92 X FF 92 3-2 ③ F7			B FF 90 B FF 91 C FF 90 S CH 86 X FF 92 2-2 ③ G4-3		C SI 93 F SI 93 B CU 77 B CU 78 X SI 93 2-2 E6 14 2B 1-2 3-H	5	2	1	0	0	0	2
14 Martín Prado, R (1, 7) OBP: 0.318, SLG: 0.411	C FF 90 B CU 76 X SL 85 1-1 ① P6	X FF 91 0-0 1-2 1B			C FF 89 X CH 86 0-1 ① F9			C FF 91 C CU 78 S SL 88 0-3 ① K	F SI 94 X SI 94 0-1 1-H 2-H 2B	5	0	2	2	0	1	1
16 Brian McCann, L (1, 2) OBP: 0.371, SLG: 0.507	D SI 91 1 SAFE X CH 85 1-0 10 BB 26 E 1-2 1B	B SL 87 S SL 86 C FF 92 S CU 78 1-3 ③ K			B CU 77 C CU 76 B CH 87 X FF 91 2-1 ② F7			T FF 91 B FF 91 F FF 92 X CU 81 1-2 ② P6	C SI 95 B CU 79 B SI 95 B SI 95 C CU 77 F CH 89 F CH 89 S SI 94 3-3 ③ K	5	0	1	0	0	2	3
26 Dan Uggla, R (1, 4) OBP: 0.297, SLG: 0.449	F SL 87 X CU 79 0-1 FC5 10 BB 1-2 2-3		B CU 77 B CH 88 X FF 92 2-0 10 E 2B		F FF 92 B CH 88 S SL 87 X CU 80 1-2 ③ G6-3			B SL 87 F SL 87 F FF 93 S CU 81 1-3 ③ K		4	0	1	0	0	1	2
5 Freddie Freeman, L (1, 3) OBP: 0.359, SLG: 0.466	F CH 88 C FF 93 B CH 89 B SL 88 F FF 94 S FF 94 2-3 ② K		F FF 91 F FF 91 D CU 77 S FF 92 1-3 ① K			B FF 91 B FF 91 X FF 92 2-0 ① F8			S SI 95 X SL 86 0-1 28 FC4-6 7 WP 22 1B 1B	4	1	1	0	0	2	4
10 Chipper Jones, S (1, 5) OBP: 0.342, SLG: 0.441	D SL 86 B CH 88 B FF 93 B FF 93 4-0 1-2 2-3 3-H BB		B FF 93 2 SAFE F CU 78 S CH 88 C FF 92 1-3 ② K 2-3			B SL 87 X CH 86 1-0 ② F8			S SI 95 B SI 96 F SI 96 X SI 96 1-2 ① F9	3	0	0	1	1	1	2
17 Jose Constanza, L (1, 9) OBP: 0.420, SLG: 0.523 50 Cristhian Martinez, R (7, 1) OBP: 0.400, SLG: 0.600 19 Scott Linebrink, R (9, 1) 7 Brooks Conrad, S (9, PH) OBP: 0.347, SLG: 0.442	B FF 93 C FF 93 B FF 92 C FF 93 X FF 93 2-2 ③ F7		F CU 78 F FF 92 B FF 93 D CU 80 B FF 92 X SL 87 3-2 ③ G4-3			C FF 91 F CU 78 B FF 91 S FF 92 1-3 ③ K		B SL 85 C SI 95 S SI 95 F SI 96 B SL 85 F SI 95 B SI 95 D SI 96 4-2 28 FC4-6 1-2 BB	3 0 0 0	0 0 0 0	0 0 0 0	0 0 0 0	0 0 0 1	1 0 0 0	4 0 0 0
28 Julio Lugo, R (1, 6) OBP: 0.191, SLG: 0.136		B SL 85 B SL 85 B FF 91 C FF 91 F FF 92 S FF 93 3-3 ① K		C FF 90 X FF 91 0-1 ① F8			X SL 86 0-0 ① G4-3		C SI 95 D SL 86 F SI 95 F SI 96 X SI 95 1-2 ② FC4-6 22 1B 22 DI 24 E 1-2f 2-3	4	1	0	0	0	1	2
49 Jair Jurrjens, R (1, 1) OBP: 0.136, SLG: 0.116 22 Jason Heyward, L (7, 9) OBP: 0.310, SLG: 0.391		F FF 93 X FF 93 0-1 24 FC3-6 1B		B SI 92 B FF 90 C FF 92 B FF 92 C FF 92 C FF 93 3-3 ② K			C FF 90 X FF 91 0-1 ② P3		B SI 95 C SI 96 B SI 95 F SI 95 X SI 97 2-2 24 E 14 2B 1-3 3-H 1B	2 2	0 1	1 1	0 1	0 0	1 0	0 0
Inning Stats	R: 1 E: 1 K: 1 S: 14 H: 2 LOB: 3 BB: 1 P: 26	R: 0 E: 0 K: 2 S: 11 H: 2 LOB: 2 BB: 0 P: 16	R: 0 E: 1 K: 2 S: 10 H: 1 LOB: 1 BB: 0 P: 17	R: 0 E: 0 K: 1 S: 11 H: 0 LOB: 0 BB: 0 P: 17	R: 0 E: 0 K: 0 S: 7 H: 0 LOB: 0 BB: 0 P: 10	R: 0 E: 0 K: 1 S: 5 H: 0 LOB: 0 BB: 0 P: 9	R: 0 E: 0 K: 0 S: 6 H: 0 LOB: 0 BB: 0 P: 8	R: 0 E: 0 K: 2 S: 9 H: 0 LOB: 0 BB: 0 P: 11	R: 4 E: 1 K: 1 S: 26 H: 3 LOB: 1 BB: 1 P: 39	1B: 6 2B: 2 3B: 0 HR: 0 SF: 0 SAC: 0 DP: 0 HBP: 0						WP: 1 PB: 0 SB: 0 CS: 0 PA: 39	

	AB	37
	R	5
	H	8
	RBI	4
	BB	2
	SO	10
	LOB	20

PITCHER		IP	WLS	BF	H	R	ER	SO	BB	IBB	HBP	BLK	WP	HR	S	P	ERA	WHIP
18 Matt Cain, R ERA: 2.86	(1, 1)	8.0	W	31	5	1	0	9	1	0	0	0	0	0	73	114	0.00	0.750
45 Dan Runzler, L ERA: 6.64	(9, 1)	0.2		5	2	3	1	0	1	0	0	0	1	0	16	24	13.50	4.500
41 Jeremy Affeldt, L ERA: 2.63	(9, 1)	0.1		3	1	1	0	1	0	0	0	0	0	0	10	15	0.00	3.000

PITCHER	IP	WLS	BF	H	R	ER	SO	BB	IBB	HBP	BLK	WP	HR	S	P	ERA	WHIP

Batter	1	2	3	4	5	6	7	8	9	AB	R	H	RBI	BB	SO	LOB
13 Cody Ross, R (1, 7) OBP: 0.326, SLG: 0.396	B FF 92 B FF 93 F FF 93 X FF 93 2-1 2B		C FF 92 B FF 91 X FF 92 1-1 48 P3 1B			C FF 91 C FF 91 B FF 91 S FF 92 1-3 K		X SI 97 0-0 G1-3		4	0	2	0	0	1	0
43 Orlando Cabrera, R (1, 4) OBP: 0.268, SLG: 0.311	D KC 82 F CH 87 M KC 83 F CH 88 D KC 82 F FF 94 C CH 86 2-3 ① K		B CH 85 B CH 86 C FF 92 X KC 82 2-1 ① F7			X FF 91 0-0 48 G4-6-3 1B			B FF 97 C FF 95 B KC 88 F FF 97 X FF 98 2-2 ① P4	4	0	1	0	0	1	2
48 Pablo Sandoval, S (1, 5) OBP: 0.347, SLG: 0.511	C FF 93 B KC 83 S CH 86 S KC 83 1-3 ② K2-3		1 SAFE F CH 85 1 SAFE F FF 92 F KC 82 D KC 81 X CH 87 1-2 ② ③ P3 1-2			1 SAFE F CH 83 D KC 82 F FF 91 F CH 85 B KC 81 X FF 92 2-2 ② ③ G4-6-3 1-2f			B KC 88 S KC 88 B KC 89 F KC 86 S FF 99 2-3 ② K	4	0	0	0	0	2	3
17 Aubrey Huff, L (1, 3) OBP: 0.298, SLG: 0.377	C KC 82 B SL 87 X SL 86 1-1 ③ G5-3			B FF 92 C FF 92 F FF 90 X FF 92 1-2 ① P3			F SI 91 S SI 91 B SL 88 S SI 92 1-3 ① K		B FF 98 S KC 88 S KC 88 C KC 89 1-3 ③ K	4	0	0	0	0	2	1
10 Miguel Tejada, R (1, 6) OBP: 0.271, SLG: 0.330		F FF 92 X FF 93 0-1 ① G6-3		C FF 93 S CH 87 B FF 92 F CH 86 S KC 83 1-3 ② K			F SI 92 S SL 87 B SL 86 X SI 92 1-2 ② G4-3			3	0	0	0	0	1	0
12 Nate Schierholtz, L (1, 9) OBP: 0.330, SLG: 0.441		B KC 82 B KC 84 C FF 92 C FF 93 B FF 88 F FF 93 X FF 93 3-2 33 WP 1B		F SL 86 B FF 93 B FF 92 F CH 86 B FF 92 F FF 92 S FF 93 3-3 ③ K			C FF 93 F SL 87 F FF 94 B SL 86 X SI 93 1-2 1B			3	0	2	0	0	1	0
33 Aaron Rowand, R (1, 8) OBP: 0.281, SLG: 0.358		C FF 92 F FF 92 B KC 82 F CH 87 F CH 88 D SL 86 F CH 87 B CH 83 S KC 83 3-3 ② K 1-2			C KC 81 S CH 82 B KC 82 B FF 92 X FF 91 2-2 ① L4		B SL 85 X SI 93 1-0 ③ F9			3	0	0	0	0	1	2
37 Chris Stewart, R (1, 2) OBP: 0.293, SLG: 0.288		I IN 72 I IN 68 I IN 68 I IN 69 4-0 IBB			C FF 92 C CH 87 C KC 83 0-3 ② K			B SI 96 B SI 96 B SI 94 C FF 96 C FF 96 X SI 96 3-2 ① G5-3		2	0	0	0	1	1	0
55 Tim Lincecum, L (1, 1) OBP: 0.143, SLG: 0.087 7 Mark DeRosa, R (8, PH) OBP: 0.222, SLG: 0.190 52 Ramon E Ramirez, R (8, 1)		C FF 93 B SL 87 B KC 83 F FF 93 B FF 94 F FF 92 F FF 92 C FF 92 3-3 ③ K			C FF 92 F FF 92 C FF 94 0-3 ③ K			F SI 98 B SI 97 S SI 96 B SL 88 X SI 97 2-2 ② G5-3		2 1 0	0 0 0	0 0 0	0 0 0	0 0 0	2 0 0	2 0 0
Inning Stats	R: 0 E: 0 K: 2 S: 12 H: 1 LOB: 1 BB: 0 P: 18	R: 0 E: 0 K: 2 S: 17 H: 1 LOB: 2 BB: 1 P: 30	R: 0 E: 0 K: 0 S: 8 H: 1 LOB: 1 BB: 0 P: 12	R: 0 E: 0 K: 2 S: 11 H: 0 LOB: 0 BB: 0 P: 16	R: 0 E: 0 K: 2 S: 9 H: 0 LOB: 0 BB: 0 P: 11	R: 0 E: 0 K: 1 S: 8 H: 1 LOB: 0 BB: 0 P: 11	R: 0 E: 0 K: 1 S: 11 H: 1 LOB: 1 BB: 0 P: 15	R: 0 E: 0 K: 0 S: 7 H: 0 LOB: 0 BB: 0 P: 12	R: 0 E: 0 K: 2 S: 9 H: 0 LOB: 0 BB: 0 P: 14	1B: 4 2B: 1 3B: 0 HR: 0 SF: 0 SAC: 0 DP: 1 HBP: 0						

PITCHER		IP	WLS	BF	H	R	ER	SO	BB	IBB	HBP	BLK	WP	HR	S	P	ERA	WHIP
36 Mike Minor, L ERA: 4.26	(1, 1)	6.0	W	21	4	0	0	9	0	1	0	0	1	0	65	98	0.00	0.667
34 Eric O'Flaherty, L ERA: 1.29	(7, 1)	1.0	H	4	1	0	0	1	0	0	0	0	0	0	11	15	0.00	1.000
39 Jonny Venters, L ERA: 1.15	(8, 1)	1.0	H	3	0	0	0	0	0	0	0	0	0	0	7	12	0.00	0.000
46 Craig Kimbrel, R ERA: 1.78	(9, 1)	1.0	S	3	0	0	0	2	0	0	0	0	0	0	9	14	0.00	0.000

PITCHER	IP	WLS	BF	H	R	ER	SO	BB	IBB	HBP	BLK	WP	HR	S	P	ERA	WHIP

TOP

San Francisco Giants @ Atlanta Braves

Turner Field, Atlanta, GA

Thu Aug 18 2011, 7:12 PM - 9:41 PM EDT
Att. 30,720 - Partly Cloudy - 89 F

livebaseballscorecards.com

AB	30
R	0
H	5
RBI	0
BB	1
SO	12
LOB	10

1B: 4	SF: 0	WP: 1	PA: 31
2B: 1	SAC: 0	PB: 0	
3B: 0	DP: 1	SB: 0	
HR: 0	HBP: 0	CS: 0	

BOTTOM

San Francisco Giants @ Atlanta Braves

Turner Field, Atlanta, GA

Thu Aug 18 2011, 7:12 PM - 9:41 PM EDT

Att. 30,720 - Partly Cloudy - 89 F

livebaseballscorecards.com

Batter	1	2	3	4	5	6	7	8	9	AB	R	H	RBI	BB	SO	LOB
24 Michael Bourn, L (1, 8) OBP: 0.362, SLG: 0.392	C FF 90 F FF 91 F FF 93 X SL 88 0-2 G6-3			B CH 84 B FF 91 X FF 91 2-0 16 2B 1B	1 SAFE D SI 88 B FF 91 C CH 81 X FF 92 2-1 G4-3			1 SAFE 1 SAFE M CH 87 1 SAFE S CH 82 S CH 89 0-3 K 1-2		4	0	1	0	0	1	2
14 Martín Prado, R (1, 7) OBP: 0.315, SLG: 0.407 46 Craig Kimbrel, R (9, 1)	C SI 91 B SL 88 S SL 88 B CH 85 X FF 94 2-2 F7			L SL 86 1 SAFE X CH 83 0-1 F8		C FF 90 X FF 93 0-1 P3		C FF 92 B SL 90 X SL 89 1-1 G6-3		4 0	0 0	0 0	0 0	0 0	0 0	2 0
16 Brian McCann, L (1, 2) OBP: 0.372, SLG: 0.509	C SI 93 S FF 94 S CH 84 0-3 K			B CH 83 X CH 82 1-0 1-3 2B		S CH 85 S FF 93 B FF 92 F FF 94 B CH 84 B SL 88 S CH 85 3-3 K		I IN 76 I IN 79 I IN 81 I IN 82 4-0 IBB		3	0	1	0	1	2	0
26 Dan Uggla, R (1, 4) OBP: 0.297, SLG: 0.446		F FF 92 C CH 84 F SL 88 B CH 84 B FF 93 B CH 85 B CH 84 4-2 5 CS BB		B FF 93 F FF 94 S FF 94 S CH 85 1-3 K		C SL 89 S FF 93 B FF 93 B CH 85 B CH 88 C SL 87 3-3 K		D SL 89 B SL 89 S SL 88 X FF 93 2-1 P2		3	0	0	0	1	2	4
5 Freddie Freeman, L (1, 3) OBP: 0.357, SLG: 0.463		B CH 83 D FF 92 B CH 83 C FF 93 F FF 93 S SL 88 3-3 K 1-2		X FF 94 0-0 G4-3			X FF 90 0-0 F9			3	0	0	0	0	1	3
10 Chipper Jones, S (1, 5) OBP: 0.345, SLG: 0.455		F SI 93 C SL 89 B CH 86 X FF 94 1-2 G6-3			C SI 91 B SL 87 B CH 85 F CH 83 X SI 94 2-2 HR		F CH 82 X CH 82 0-1 2B			3	1	2	1	0	0	0
22 Jason Heyward, L (1, 9) OBP: 0.313, SLG: 0.392			X SI 92 0-0 F9		B CH 88 S CH 84 B CH 83 C CH 84 B SI 89 F CH 85 F FF 95 X SL 88 3-2 1B		B SI 92 B FF 91 I IN 74 I IN 70 4-0 2 G4-6-3 IBB			2	0	1	0	1	0	0
2 Alex Gonzalez, R (1, 6) OBP: 0.258, SLG: 0.340			B FF 92 C FF 93 X FF 94 1-1 F8		1 SAFE F CH 83 S FF 93 B FF 92 1 SAFE F CH 83 B CH 82 S CH 83 2-3 K		B FF 91 S CH 84 B FF 92 X FF 90 2-1 G4-6-3 1-2f			3	0	0	0	0	1	3
36 Mike Minor, R (1, 1) OBP: 0.263, SLG: 0.294 34 Eric O'Flaherty, L (7, 1) 39 Jonny Venters, L (8, 1) 17 Jose Constanza, L (8, PH) OBP: 0.429, SLG: 0.530 (9, 7)			C FF 93 X SL 86 0-1 F9		D FF 88 C FF 93 L FF 93 B FF 93 L CH 84 2-3 K			X FF 92 0-0 24 S 1B		2 0 0 1	0 0 0 0	0 0 0 1	0 0 0 0	0 0 0 0	1 0 0 0	1 0 0 0
Inning Stats	R: 0 E: 0 K: 1 S: 10 H: 0 LOB: 0 BB: 0 P: 12	R: 0 E: 0 K: 1 S: 9 H: 0 LOB: 0 BB: 1 P: 17	R: 0 E: 0 K: 0 S: 5 H: 0 LOB: 0 BB: 0 P: 6	R: 0 E: 0 K: 1 S: 8 H: 2 LOB: 2 BB: 0 P: 12	R: 1 E: 0 K: 2 S: 17 H: 2 LOB: 1 BB: 0 P: 28	R: 0 E: 0 K: 2 S: 9 H: 0 LOB: 0 BB: 0 P: 15	R: 0 E: 0 K: 0 S: 5 H: 1 LOB: 1 BB: 1 P: 11	R: 0 E: 0 K: 1 S: 8 H: 1 LOB: 2 BB: 1 P: 15		1B: 3 2B: 3 3B: 0 HR: 1 SF: 0 SAC: 0 DP: 2 HBP: 0						

	AB	28
	R	1
	H	6
	RBI	1
	BB	3
	SO	8
	LOB	15

WP: 0 PA: 31
PB: 0
SB: 1
CS: 1

PITCHER		IP	WLS	BF	H	R	ER	SO	BB	IBB	HBP	BLK	WP	HR	S	P	ERA	WHIP
55 Tim Lincecum, R ERA: 2.53	(1, 1)	7.0	L	26	5	1	1	7	1	1	0	0	0	1	63	101	1.29	0.857
52 Ramon E Ramirez, R ERA: 2.84	(8, 1)	1.0		5	1	0	0	1	0	1	0	0	0	0	8	15	0.00	1.000

PITCHER	IP	WLS	BF	H	R	ER	SO	BB	IBB	HBP	BLK	WP	HR	S	P	ERA	WHIP

Batter	1	2	3	4	5	6	7	8	9	AB	R	H	RBI	BB	SO	LOB
18 Willie Bloomquist, R (1, 6) OBP: 0.324, SLG: 0.354	C SI 87 B SL 80 X CH 81 1-1 P6		C CH 84 S SL 81 F SL 80 B SI 88 X SL 81 1-2 8 S 2-3 1B		X SI 89 0-0 2-3 1B		B SI 95 B SL 79 B SI 94 B SI 94 4-0 4 FC6-4 1-2 BB		B FF 98 B FF 98 F FF 98 F FF 98 B FF 98 F FF 98 B FF 98 4-2 1-2 BB	3	0	2	0	2	0	0
8 Gerardo Parra, L (1, 7) OBP: 0.350, SLG: 0.423 4 Collin Cowgill, R (7, PH) OBP: 0.244, SLG: 0.162 (7, 7)	C SL 79 X CH 83 0-1 G6-3		C CH 83 B CH 83 B SI 88 F SI 88 S CH 84 2-3 K 1-2		1 SAFE X SI 88 0-0 L7		B SI 91 B SI 92 C SI 92 F SI 92 X SI 93 2-2 FC6-4 10 2B 1-2f 2-3		F FF 98 C KC 87 S FF 98 0-3 K	3 2	0 1	0 0	0 0	0 0	1 1	4 4
10 Justin Upton, R (1, 9) OBP: 0.372, SLG: 0.551	B SL 79 B CH 83 C CH 83 B SI 88 F SI 88 F SI 89 X SL 80 3-2 G5-3		B SI 89 F SI 90 X CH 84 1-1 G6-3			S CH 84 C SI 89 B FC 86 B CH 84 B CH 83 H SI 88 4-2 26 S HBP	X SI 92 0-0 1-H 3-H 2B		C KC 88 B FF 100 D KC 89 X KC 90 2-1 G2-3	4	0	1	2	0	0	4
26 Miguel Montero, L (1, 2) OBP: 0.340, SLG: 0.437		C SL 78 B SI 88 F SL 80 S CH 83 1-3 K	F SL 79 B CH 83 F CH 84 X SI 87 1-2 F7			B SI 88 C CH 83 F SL 82 B SI 89 F CH 83 B CH 85 B SL 80 4-2 1-2 BB	S SL 86 C SL 88 X SI 92 0-2 G4-3			3	0	0	0	1	1	1
14 Ryan Roberts, R (1, 5) OBP: 0.350, SLG: 0.444		B SI 88 F CH 82 B FC 86 B CH 83 S SI 88 B SI 88 4-2 BB	B SI 88 B CH 83 F CH 82 S SL 81 S SI 88 2-3 K			B SI 97 C SI 96 F SI 97 S SL 83 1-3 K		C SI 96 X SL 86 0-1 G6-3		3	0	0	0	1	2	2
37 Lyle Overbay, L (1, 3) OBP: 0.301, SLG: 0.352		1 SAFE C SI 86 F CH 83 1 SAFE B SI 87 F CH 83 S CH 83 1-3 K	S CH 83 B SL 82 F SI 90 B SI 89 F SL 81 S CH 84 2-3 K			F SI 97 F SI 97 B SL 82 S SL 82 1-3 K		B SI 96 F SI 97 C SI 97 S SL 88 1-3 K2-3		4	0	0	0	0	4	3
24 Chris Young, R (1, 8) OBP: 0.316, SLG: 0.417		B SI 87 1 SAFE B SI 87 C CH 82 1 SAFE B SL 80 C SL 81 S CH 83 3-3 K			B SI 86 C SI 88 B CH 83 B SL 80 F SI 88 X SL 81 3-2 P6	C SL 81 B FF 97 X SI 97 1-1 F8		X SI 97 0-0 G6-3		4	0	0	0	0	1	3
2 Kelly Johnson, L (1, 4) OBP: 0.292, SLG: 0.416			C SI 88 B SI 88 X CH 84 1-1 18 1B 41 SH3-4 1B		C SL 80 B SL 81 B CH 84 S SL 80 X SI 90 2-2 18 1B 41 S 1B		C SI 94 F SL 79 S SL 82 0-3 K		X FF 96 0-0 18 PB 1B	4	0	3	0	0	1	0
41 Daniel Hudson, R (1, 1) OBP: 0.346, SLG: 0.440 11 Sean Burroughs, L (7, PH) OBP: 0.256, SLG: 0.280 29 Brad Ziegler, R (7, 1) 47 Joe Paterson, R (8, 1) 44 Paul Goldschmidt, R (9, PH) OBP: 0.346, SLG: 0.583			B SI 86 B SI 88 X SI 87 2-0 SH3-4 1-2		S SL 81 B SI 89 B CH 82 S SI 88 B SL 82 C SI 89 3-3 K 1-2		F FF 95 F SI 96 B SI 96 B SI 95 B SI 96 B FF 96 4-2 4 FC6-4 18 BB 10 2B BB		C KC 88 F KC 87 B KC 88 S FF 98 1-3 K	1 0 0 0 1	0 1 0 0 0	0 0 0 0 0	0 0 0 0 1	0 1 0 0 1	1 0 0 0 1	1 0 0 0 1
Inning Stats	R: 0 E: 0 K: 0 S: 8 H: 0 LOB: 0 BB: 0 P: 12	R: 0 E: 0 K: 3 S: 12 H: 0 LOB: 1 BB: 1 P: 21	R: 0 E: 0 K: 1 S: 12 H: 2 LOB: 2 BB: 0 P: 19	R: 0 E: 0 K: 2 S: 10 H: 0 LOB: 0 BB: 0 P: 15	R: 0 E: 0 K: 1 S: 11 H: 2 LOB: 2 BB: 0 P: 19	R: 0 E: 0 K: 2 S: 13 H: 0 LOB: 2 BB: 1 P: 24	R: 2 E: 0 K: 1 S: 12 H: 1 LOB: 1 BB: 2 P: 22	R: 0 E: 0 K: 1 S: 6 H: 0 LOB: 0 BB: 0 P: 7	R: 0 E: 0 K: 2 S: 12 H: 1 LOB: 2 BB: 1 P: 19	1B: 5 2B: 1 3B: 0 HR: 0 SF: 0 SAC: 1 DP: 0 HBP: 1						

TOP

Arizona Diamondbacks @ Atlanta Braves

Turner Field, Atlanta, GA

Fri Aug 19 2011, 7:36 PM - 10:22 PM EDT

Att. 30,142 - Clear - 91 F

livebaseballscorecards.com

AB	32
R	2
H	6
RBI	2
BB	5
SO	13
LOB	23

PITCHER		IP	WLS	BF	H	R	ER	SO	BB	IBB	HBP	BLK	WP	HR	S	P	ERA	WHIP
32 Derek Lowe, R ERA: 4.73	(1, 1)	5.0	W	22	4	0	0	7	2	0	1	0	0	0	58	99	0.00	1.200
59 Arodys Vizcaíno, R ERA: 2.7	(6, 1)	1.1	H	6	0	2	2	3	2	0	0	0	0	0	13	24	13.50	1.500
34 Eric O'Flaherty, L ERA: 1.27	(7, 1)	0.2	H	3	1	0	0	0	0	0	0	0	0	0	7	9	0.00	1.500
39 Jonny Venters, L ERA: 1.13	(8, 1)	1.0	H	3	0	0	0	1	0	0	0	0	0	0	6	7	0.00	0.000
46 Craig Kimbrel, R ERA: 1.75	(9, 1)	1.0	S	5	1	0	0	2	1	0	0	0	0	0	12	19	0.00	2.000

PITCHER		IP	WLS	BF	H	R	ER	SO	BB	IBB	HBP	BLK	WP	HR	S	P	ERA	WHIP

WP: 0 PB: 1 SB: 3 CS: 0 PA: 39

BOTTOM

Arizona Diamondbacks @ Atlanta Braves

Turner Field, Atlanta, GA

Fri Aug 19 2011, 7:36 PM - 10:22 PM EDT

Att. 30,142 - Clear - 91 F

livebaseballscorecards.com

Batter	1	2	3	4	5	6	7	8	9	AB	R	H	RBI	BB	SO	LOB
24 Michael Bourn, L (1, 8) OBP: 0.363, SLG: 0.399	B SI 93 B SI 92 C SI 94 X SI 93 2-1 HR		C SI 94 C SI 94 F SI 93 B SI 94 X CH 84 1-2 ② F7		F SI 93 B SI 93 F SI 94 B SL 88 X CH 85 2-2 16 CS 1B		X SI 86 0-0 ③ B2-3			4	1	2	1	0	0	0
17 Jose Constanza, L (1, 7) OBP: 0.419, SLG: 0.507	B SI 94 C SI 94 X CH 85 1-1 E1 16 CS		B SI 94 S CH 84 B CH 84 B SI 94 F SI 93 B SI 94 4-2 16 HR BB		1 SAFE F SI 94 1 SAFE B CH 84 1 SAFE B CH 84 F SI 93 X SI 94 2-2 ① F8			C SL 72 S SL 72 X SL 71 0-2 ① G5-3		3	1	0	0	1	0	1
16 Brian McCann, L (1, 2) OBP: 0.371, SLG: 0.514	1 SAFE B SI 94 1 SAFE C CH 85 B SI 94 B SI 95 X SI 94 3-1 ①② P6 1-2		B SI 93 F CH 84 X CH 84 1-1 1-H HR		B SI 93 1 SAFE B SI 94 S SI 94 C SI 94 B SI 94 S SI 94 3-3 ②③ K 1-2			F FF 86 S SL 74 B SL 73 B SL 74 F SI 86 X FF 87 2-2 ② G3		4	1	1	2	0	1	2
26 Dan Uggla, R (1, 4) OBP: 0.297, SLG: 0.443	B SL 90 C CH 85 F SI 95 B SI 95 C CH 85 2-3 ③ K		C SI 95 F SI 94 B SI 94 B SI 94 S CH 84 2-3 ③ K			B SI 92 B SL 88 X CH 83 2-0 ① P5		B CH 80 B SI 85 S CH 80 S CH 79 B SL 75 B CH 78 4-2 10 BB 5 1B BB		3	0	0	0	1	2	0
5 Freddie Freeman, L (1, 3) OBP: 0.356, SLG: 0.461		F SI 94 F SI 94 B SI 95 F SI 94 X SL 90 1-2 ① G6-3		B CH 84 B SI 94 X CH 83 2-0 ① L3		X SI 94 0-0 ② P5		B SL 73 B SL 72 C FF 86 X SI 85 2-1 10 BB 1-2 1B		4	0	1	0	0	0	0
10 Chipper Jones, S (1, 5) OBP: 0.349, SLG: 0.466		C SI 94 X SI 94 0-1 ② G1-3		B SI 93 C CH 84 C CH 85 X SI 93 1-2 22 FC6-4 1B		B SI 94 X SI 93 1-0 HR		B SI 86 B CH 79 B CH 76 B SI 86 4-0 1-2 2-3 BB		3	1	2	1	1	0	0
22 Jason Heyward, L (1, 9) OBP: 0.313, SLG: 0.393		B SI 94 X SI 95 1-0 2B		B CH 84 C CH 82 B SI 94 F SI 93 B SI 95 X CH 85 3-2 ② FC6-4 2 1B 1-2f		C SI 95 S SI 93 S SI 95 0-3 ③ K		B SL 73 B SL 73 F SI 83 X SL 75 2-1 ③ P6		4	0	1	0	0	1	4
2 Alex Gonzalez, R (1, 6) OBP: 0.259, SLG: 0.340		B SI 94 B SI 95 X SL 89 2-0 ③ G5-3		B SL 88 B SL 88 1 SAFE F SI 94 S SI 94 F SI 94 1 SAFE F SL 88 X SI 94 2-2 1-3 1B			B SI 84 C SI 84 B CU 73 F SI 85 S CU 74 2-3 ① K			3	0	1	0	0	1	1
32 Derek Lowe, R (1, 1) OBP: 0.239, SLG: 0.279 59 Arodys Vizcaino, R (6, 1) 34 Eric O'Flaherty, L (7, 1) 7 Brooks Conrad, S (7, PH) OBP: 0.343, SLG: 0.437 39 Jonny Venters, L (8, 1) 46 Craig Kimbrel, R (9, 1)			C SI 93 F SL 88 B SI 94 S SL 89 1-3 ① K		F SL 90 B SI 94 X SL 89 1-1 ③ G6-3		X SI 85 0-0 ② F8			2 0 0 1 0 0	0 0 0 0 0 0	0 0 0 0 0 0	0 0 0 0 0 0	0 0 0 0 0 0	1 0 0 0 0 0	2 0 0 0 0 0
Inning Stats	R: 1 E: 1 K: 1 S: 9 H: 1 LOB: 0 BB: 0 P: 17	R: 0 E: 0 K: 0 S: 8 H: 1 LOB: 1 BB: 0 P: 12	R: 2 E: 0 K: 2 S: 14 H: 1 LOB: 0 BB: 1 P: 23	R: 0 E: 0 K: 0 S: 14 H: 2 LOB: 2 BB: 0 P: 23	R: 0 E: 0 K: 1 S: 9 H: 1 LOB: 1 BB: 0 P: 16	R: 1 E: 0 K: 1 S: 6 H: 1 LOB: 0 BB: 0 P: 9	R: 0 E: 0 K: 1 S: 5 H: 0 LOB: 0 BB: 0 P: 7	R: 0 E: 0 K: 0 S: 13 H: 1 LOB: 3 BB: 2 P: 27		1B: 4 2B: 2 3B: 0 HR: 3	SF: 0 SAC: 0 DP: 1 HBP: 0			WP: 0 PB: 0 SB: 0 CS: 2	PA: 34	

	AB	31
	R	4
	H	8
	RBI	4
	BB	3
	SO	6
	LOB	10

PITCHER		IP	WLS	BF	H	R	ER	SO	BB	IBB	HBP	BLK	WP	HR	S	P	ERA	WHIP
41 Daniel Hudson, R ERA: 3.83	(1, 1)	6.0	L	25	7	4	4	5	1	0	0	0	0	3	60	100	6.00	1.333
29 Brad Ziegler, R ERA: 2.42	(7, 1)	1.0		3	0	0	0	1	0	0	0	0	0	0	5	7	0.00	0.000
47 Joe Paterson, L ERA: 2.73	(8, 1)	1.0		6	1	0	0	0	2	0	0	0	0	0	13	27	0.00	3.000

PITCHER	IP	WLS	BF	H	R	ER	SO	BB	IBB	HBP	BLK	WP	HR	S	P	ERA	WHIP

Arizona Diamondbacks @ Atlanta Braves

Turner Field, Atlanta, GA

Sat Aug 20 2011, 7:11 PM - 9:57 PM EDT

Att. 39,294 - Cloudy - 88 F

TOP

livebaseballscorecards.com

Batter	1	2	3	4	5	6	7	8	9	AB	R	H	RBI	BB	SO	LOB
18 Willie Bloomquist, R (1, 6) (8, 7) OBP: 0.320, SLG: 0.348	C FF 92 F FF 92 X CU 74 0-2 G6-3 ①		C FF 91 S SL 82 F FF 92 B SL 82 T SL 83 1-2 K ②		B SL 83 F SL 82 S SL 82 1 SAFE F FF 92 B SL 81 C FF 93 2-3 K ③			C SI 89 X SL 82 0-1 F9 ①		4	0	0	0	0	2	2
8 Gerardo Parra, L (1, 7) (8, 9) OBP: 0.346, SLG: 0.418	C FF 93 B CU 74 F CH 82 B SL 83 F FF 93 S FF 94 2-3 K ②		B CH 80 F FF 92 F FF 92 X FF 93 1-2 P5 ③			C FF 92 S CU 73 B CU 74 X CH 78 1-2 F8 ①		X SI 89 0-0 F7 ②		4	0	0	0	0	1	0
10 Justin Upton, R (1, 9) OBP: 0.372, SLG: 0.549 12 Henry Blanco, R (8, 2) OBP: 0.291, SLG: 0.456	B FF 93 B FF 93 S FF 94 F FF 94 F FF 95 X CU 75 2-2 26 2B 1B			X CU 71 0-0 F7 ①		B FF 92 X CH 78 1-0 G5-3 ②		C SI 91 X SI 88 0-1 G6-3 ③		4	1	1	0	0	0	0
										0	0	0	0	0	0	0
26 Miguel Montero, L (1, 2) OBP: 0.342, SLG: 0.440 1 Cody Ransom, R (8, 6) OBP: 0.273, SLG: 0.345	S FF 92 B FF 92 1 SAFE S FF 92 B FF 92 X CH 80 2-2 1-H 2B			C FF 92 B FF 93 F CH 80 F SL 82 S FF 94 1-3 K ②		B FF 92 C FF 93 B FF 93 B FF 91 F FF 92 B FF 93 4-2 BB			X FF 94 0-0 F8 ①	2	0	1	1	1	1	0
										1	0	0	0	0	0	0
44 Paul Goldschmidt, R (1, 3) OBP: 0.321, SLG: 0.538	B SL 83 X FF 91 1-0 F8 ③			B FF 92 F FF 92 S FF 93 B SL 82 S FF 93 2-3 K ③		B FF 92 X FF 91 1-0 F8 ③			C FF 94 C SI 93 B SL 82 B FF 94 S FF 94 2-3 K ②	4	0	0	0	0	2	2
11 Sean Burroughs, L (1, 5) OBP: 0.256, SLG: 0.278		B FF 91 X CH 79 1-0 G3 ①			C FF 91 B FF 91 X SL 82 1-1 F9 ①		C FF 88 F FF 90 B SL 73 F SL 76 F FC 88 X SL 75 1-2 G3 ①		X SI 94 0-0 1B	4	0	1	0	0	0	0
2 Kelly Johnson, L (1, 4) OBP: 0.290, SLG: 0.412		B FF 91 C FF 90 S SL 83 F FF 94 B SL 81 S CU 74 2-3 K ②			B CH 77 B CH 78 X FF 92 2-0 F8 ②		F FF 87 S SL 74 F FF 90 B SL 77 B SL 75 F SL 76 X FF 88 2-2 G4-3 ②		S SI 94 S FF 94 F SL 82 F SL 81 B FF 93 B SI 94 F SL 81 X FF 94 2-2 F7 ③	4	0	0	0	0	1	1
4 Collin Cowgill, R (1, 8) OBP: 0.273, SLG: 0.179		B FF 93 C FF 93 C FF 92 X SL 83 1-2 G6-3 ③			S FF 93 C FF 94 B SL 83 B FF 93 X CU 75 2-2 36 1B 1B		B SL 72 C FF 88 B SL 73 B SL 74 B FF 87 4-1 BB			2	0	1	0	1	0	0
36 Wade Miley, L (1, 1) OBP: 0.500, SLG: 0.500 29 Brad Ziegler, R (5, 1) 39 Bryan Shaw, S (6, 1) 14 Ryan Roberts, R (7, PH) OBP: 0.350, SLG: 0.443 19 Zach Duke, L (7, 1) OBP: 0.300, SLG: 0.579			F FF 91 B FF 92 F FF 92 F FF 93 S CU 74 1-3 K ①		S SL 82 C FF 92 B FF 92 B FF 93 F FF 92 F SL 83 1 SAFE X FF 92 2-2 1-2 1B		F SI 90 B SI 92 B SI 90 S CH 83 S SI 92 2-3 K ③			2	0	1	0	0	1	0
										0	0	0	0	0	0	0
										0	0	0	0	0	0	0
										1	0	0	0	0	1	1
										0	0	0	0	0	0	0

	AB	32
	R	1
	H	5
	RBI	1
	BB	2
	SO	9
	LOB	6

Inning Stats	1	2	3	4	5	6	7	8	9
	R: 1 E: 0 K: 1 S: 15	H: 2 LOB: 1 BB: 0 P: 22	R: 0 E: 0 K: 1 S: 8	H: 0 LOB: 0 BB: 0 P: 12	R: 0 E: 0 K: 2 S: 11	H: 0 LOB: 0 BB: 0 P: 14	R: 0 E: 0 K: 2 S: 8	H: 0 LOB: 0 BB: 0 P: 11	R: 0 E: 0 K: 1 S: 15	H: 2 LOB: 2 BB: 0 P: 24
	R: 0 E: 0 K: 0 S: 7	H: 0 LOB: 1 BB: 1 P: 14	R: 0 E: 0 K: 1 S: 14	H: 0 LOB: 1 BB: 1 P: 23	R: 0 E: 0 K: 0 S: 5	H: 0 LOB: 0 BB: 0 P: 5	R: 0 E: 0 K: 1 S: 11	H: 1 LOB: 1 BB: 0 P: 15		

| | | | | | | | | | |

Arizona Diamondbacks @ Atlanta Braves

Turner Field, Atlanta, GA

Sat Aug 20 2011, 7:11 PM - 9:57 PM EDT

Att. 39,294 - Cloudy - 88 F

livebaseballscorecards.com

BOTTOM

Batter	1	2	3	4	5	6	7	8	9	AB	R	H	RBI	BB	SO	LOB
24 Michael Bourn, L (1, 8) OBP: 0.363, SLG: 0.399	C FF 93 B FF 93 B FF 93 F FF 93 C FF 94 2-3 K ①	C FF 93 B CU 80 C CU 80 S CU 75 1-3 K ③			B CU 78 F FF 90 X CU 78 1-1 14 BB 10 1B 1B	C SI 83 X CH 76 0-1 14 2B 1B		S FF 87 F SL 81 X CU 73 0-2 G3 ①		5	2	2	0	0	2	1
14 Martin Prado, R (1, 7) OBP: 0.321, SLG: 0.415	C SI 93 F FF 93 F FF 94 X CU 76 0-2 10 FC6-4 1B		B CH 78 B CH 80 F SI 92 F FF 91 X CU 78 2-2 2B		B FF 90 B FF 91 B SI 90 B SI 88 4-0 10 1B 5 SF7 1-2 BB	1 SAFE 1 SAFE 1 SAFE C SI 84 1 SAFE X CU 74 0-1 1-H 10 1B 2B		C SI 88 C CU 72 F FF 86 F FF 83 X CU 72 0-2 G6-3 ②		4	1	3	1	1	0	0
10 Chipper Jones, S (1, 5) OBP: 0.350, SLG: 0.465	D SI 94 S CH 80 B SI 93 1 SAFE X FF 92 2-1 FC6-4 26 HR 1-2f ②		F FF 92 B CU 75 X CH 80 1-1 L5 ①		D CH 79 F CH 79 X FF 90 1-1 26 BB 1-3 2-H 1B	B FC 92 S FC 94 C FC 94 F FC 94 B FC 96 X FC 95 2-2 2-H 1B ③		F CH 83 B FF 88 F FF 88 B CU 74 C SI 90 2-3 K ③		5	1	2	1	0	1	2
26 Dan Uggla, R (1, 4) OBP: 0.300, SLG: 0.458	C SI 93 X FF 93 0-1 1-H HR		C CH 79 B FF 92 S CU 80 B CU 79 C CH 77 2-3 K ②		B CU 72 B SI 84 B SI 84 F SI 84 B SI 85 4-1 1-2 BB		C SI 91 S SI 85 B FF 90 B CH 83 B SI 84 X SI 91 3-2 HR			3	2	2	3	1	1	1
5 Freddie Freeman, L (1, 3) OBP: 0.355, SLG: 0.467	S FF 92 X FF 93 0-1 F7 ③		F SI 92 X SI 92 0-1 G3 ③		B SI 85 X SI 85 1-0 SF7 3-H ①		B FF 86 F SI 90 F FF 86 F SI 90 B SI 90 B FF 86 X FF 90 3-2 HR			3	1	1	2	0	0	1
8 David Ross, R (1, 2) OBP: 0.336, SLG: 0.418		X FF 90 0-0 B2-3 ①		C SI 90 S CH 77 B FF 92 S FF 92 1-3 K ①	B CU 72 C SI 85 X CU 72 1-1 L5 ②		C FF 90 B SI 90 B SI 90 B SI 84 B SI 89 4-1 17 G6-4-3 BB			3	0	0	0	1	1	2
17 Jose Constanza, L (1, 9) OBP: 0.423, SLG: 0.500		C FF 93 M CU 80 X CU 77 0-2 2 G5-3 37 1B 1B		B FF 90 C FF 90 C SI 89 B SI 91 F FF 92 B CU 77 B FF 92 4-2 BB	B SI 84 B CH 75 C SI 85 F SI 85 F CU 73 B SI 87 T SI 85 3-2 K ③		X FF 89 0-0 G6-4-3 ① ② 1-2f			3	1	1	0	1	1	3
2 Alex Gonzalez, R (1, 6) OBP: 0.259, SLG: 0.339		C FF 90 B FF 91 C CH 80 X FF 91 1-2 G5-3 ② 1-2		1 SAFE F FF 90 X FF 92 0-1 F8 ②		X SI 84 0-0 F8 ①	S SI 90 B FF 88 B SI 84 X SI 89 2-1 50 FC6-4 1B			4	0	1	0	0	0	2
37 Brandon Beachy, R (1, 1) OBP: 0.091, SLG: 0.063 7 Brooks Conrad, S (6, PH) OBP: 0.340, SLG: 0.432 52 George Sherrill, L (7, 1) 50 Cristhian Martinez, R (7, 1) OBP: 0.333, SLG: 0.500 19 Scott Linebrink, R (9, 1)		C SI 92 B FF 92 S FF 91 F CU 74 X FF 93 1-2 2-H 1B		1 SAFE S SI 90 D SI 89 S SI 91 S FF 90 1-3 K ③		C SI 83 B CH 75 C CH 76 B SI 85 F CU 74 B SI 86 C SI 85 3-3 K ②	X FF 89 0-0 FC6-4 ③ 1-2f			2 1 0 1 0	0 0 0 0 0	1 0 0 0 0	1 0 0 0 0	0 0 0 0 0	1 0 0 0 0	1 0 0 1 0
Inning Stats	R: 2 E: 0 K: 1 S: 13 H: 2 LOB: 0 BB: 0 P: 17	R: 1 E: 0 K: 1 S: 14 H: 2 LOB: 1 BB: 0 P: 17	R: 0 E: 0 K: 1 S: 10 H: 1 LOB: 1 BB: 0 P: 15	R: 0 E: 0 K: 2 S: 11 H: 0 LOB: 1 BB: 1 P: 17	R: 2 E: 0 K: 1 S: 12 H: 2 LOB: 2 BB: 2 P: 27	R: 1 E: 0 K: 1 S: 13 H: 3 LOB: 2 BB: 0 P: 18	R: 2 E: 0 K: 0 S: 12 H: 3 LOB: 1 BB: 1 P: 24	R: 0 E: 0 K: 1 S: 11 H: 0 LOB: 0 BB: 0 P: 13		1B: 8 2B: 2 3B: 0 HR: 3 SF: 1 SAC: 0 DP: 1 HBP: 0				WP: 0 PB: 0 SB: 0 CS: 0	PA: 39	

	AB	34
	R	8
	H	13
	RBI	8
	BB	4
	SO	8
	LOB	14

PITCHER		IP	WLS	BF	H	R	ER	SO	BB	IBB	HBP	BLK	WP	HR	S	P	ERA	WHIP
36 Wade Miley, L ERA: 11.25	(1, 1)	4.0	L	21	7	5	5	5	2	0	0	0	0	1	52	76	11.25	2.250
29 Brad Ziegler, R ERA: 2.53	(5, 1)	1.2		8	2	1	1	2	1	0	0	0	0	0	17	29	5.40	1.800
39 Bryan Shaw, R ERA: 2.65	(6, 1)	0.1		1	1	0	0	0	0	0	0	0	0	0	4	6	0.00	3.000
19 Zach Duke, L ERA: 5.09	(7, 1)	2.0		9	3	2	2	1	1	0	0	0	0	2	23	37	9.00	2.000

PITCHER	IP	WLS	BF	H	R	ER	SO	BB	IBB	HBP	BLK	WP	HR	S	P	ERA	WHIP

Batter	1	2	3	4	5	6	7	8	9	AB	R	H	RBI	BB	SO	LOB
2 Kelly Johnson, L (1, 4) OBP: 0.290, SLG: 0.415	C FS 76 S CU 75 S CU 74 0-3 ① K		1 SAFE B SI 90 C SI 91 1 SAFE X SI 90 1-1 ②③ L6 1-1			B CU 74 S FC 85 B FS 78 X SI 91 2-1 24 P3-2 3B		S SL 89 D SL 88 S SL 88 B SL 87 X SL 87 2-2 ③ G1-3		4	0	1	0	0	1	2
18 Willie Bloomquist, R (1, 6) OBP: 0.315, SLG: 0.343	F SI 90 X SI 91 0-1 ② G3			F SI 89 B SI 90 S FC 82 X SI 91 1-2 ① G1-6-3		F SI 92 X SI 92 0-1 ① G6-3			B FF 98 C FF 97 B FF 98 F FF 97 F FF 98 F FF 98 F KC 88 F FF 99 S FF 98 2-3 ① K	4	0	0	0	0	1	1
24 Chris Young, R (1, 8) OBP: 0.317, SLG: 0.415	B FC 84 S SI 91 B FS 81 B FC 84 B SI 92 4-1 26 S BB			B SI 91 C SI 91 C FS 83 1-3 ② K		B FC 84 C CU 78 F SI 92 X FC 87 1-2 ②③ P3-2 3-Hf			B KC 87 B KC 88 C FF 97 B FF 97 B FF 96 4-1 26 1B BB	2	0	0	0	2	1	1
26 Miguel Montero, L (1, 2) OBP: 0.343, SLG: 0.439	C SI 90 B FC 86 B FC 86 B CU 75 X SI 92 3-1 ③ G4-3 1-2			F FS 84 S FS 80 B FS 81 B FF 91 X CU 76 2-2 ③ L6			B SI 88 F FS 78 B SI 89 B SI 90 B SI 91 4-1 11 CS BB		X FF 96 0-0 1-3 1B	3	0	1	0	1	0	1
44 Paul Goldschmidt, R (1, 3) OBP: 0.300, SLG: 0.500		F SI 90 X FC 83 0-1 ① G6-3			B FC 83 C FC 82 X CU 76 1-1 ① G1-3		F SI 91 1 SAFE F FC 85 B CU 77 F FC 86 S FC 85 1-3 ① K		C KC 88 S KC 89 F KC 89 B FF 100 D KC 90 S FF 99 2-3 ② K	4	0	0	0	0	2	3
11 Sean Burroughs, L (1, 5) OBP: 0.256, SLG: 0.277		B SI 90 F FC 87 C SI 91 F FC 85 B FS 84 F SI 91 X SI 91 2-2 ② G3			B SI 90 C SI 91 X SI 90 1-1 4 S 1B		B SI 90 C FC 86 1 SAFE B SI 91 1 SAFE F FC 86 B CU 76 F FC 86 C SI 91 3-3 ②③ K 1-2		B FF 98 S FF 99 F FF 98 S KC 89 1-3 ③ K	4	0	1	0	0	2	3
4 Collin Cowgill, R (1, 7) OBP: 0.255, SLG: 0.167		B SI 91 X FC 81 1-0 ③ G1-3			C SI 91 1 SAFE B SI 90 1 SAFE S FC 86 B FC 84 B FC 84 C SI 91 3-3 ② K 1-2			C SI 96 B SI 96 X SI 95 1-1 ① F9		3	0	0	0	0	1	1
8 Gerardo Parra, L (1, 9) OBP: 0.350, SLG: 0.419 10 Justin Upton, R (8, PH) OBP: 0.371, SLG: 0.548 (8, 9)			B CU 75 M SI 90 F FC 85 F SI 92 X FS 84 1-2 2 L6 1B		I IN 51 I IN 50 I IN 49 I IN 51 4-0 IBB			B SL 88 X SL 87 1-0 ② F7		1 1	0 0	1 0	0 0	1 0	0 0	0 0
55 Josh Collmenter, R (1, 1) OBP: 0.233, SLG: 0.148 14 Ryan Roberts, R (8, PH) OBP: 0.351, SLG: 0.444 30 David Hernandez, R (8, 1)			B SI 89 1 SAFE C SI 88 M SI 88 M FC 85 1-3 ① K		S FC 83 B SI 92 S FC 83 C FC 83 1-3 ③ K			C SI 98 X SI 97 0-1 1B		2 1 0	0 0 0	0 1 0	0 0 0	0 0 0	2 0 0	3 0 0
Inning Stats	R: 0 E: 0 K: 1 S: 8 H: 0 LOB: 1 BB: 1 P: 15	R: 0 E: 0 K: 0 S: 8 H: 0 LOB: 0 BB: 0 P: 11	R: 0 E: 0 K: 1 S: 9 H: 1 LOB: 0 BB: 0 P: 12	R: 0 E: 0 K: 1 S: 9 H: 0 LOB: 0 BB: 0 P: 13	R: 0 E: 0 K: 2 S: 10 H: 1 LOB: 2 BB: 1 P: 20	R: 0 E: 0 K: 0 S: 7 H: 1 LOB: 0 BB: 0 P: 10	R: 0 E: 0 K: 2 S: 9 H: 0 LOB: 1 BB: 1 P: 17	R: 0 E: 0 K: 0 S: 8 H: 1 LOB: 1 BB: 0 P: 12	R: 0 E: 0 K: 3 S: 16 H: 1 LOB: 2 BB: 1 P: 25	1B: 4 2B: 3 3B: 1 HR: 0	SF: 0 SAC: 0 DP: 3 HBP: 0			WP: 0 PB: 0 SB: 2 CS: 1	PA: 33	

PITCHER	IP	WLS	BF	H	R	ER	SO	BB	IBB	HBP	BLK	WP	HR	S	P	ERA	WHIP
15 Tim Hudson, R (1, 1) ERA: 3.01	7.0	W	24	3	0	0	7	2	1	0	0	0	0	60	98	0.00	0.714
39 Jonny Venters, L (8, 1) ERA: 1.11	1.0	H	4	1	0	0	0	0	0	0	0	0	0	8	12	0.00	1.000
46 Craig Kimbrel, R (9, 1) ERA: 1.72	1.0	S	5	1	0	0	3	1	0	0	0	0	0	16	25	0.00	2.000

PITCHER	IP	WLS	BF	H	R	ER	SO	BB	IBB	HBP	BLK	WP	HR	S	P	ERA	WHIP

TOP

Arizona Diamondbacks @ Atlanta Braves

Turner Field, Atlanta, GA

Sun Aug 21 2011, 1:37 PM - 4:09 PM EDT

Att. 34,846 - Partly Cloudy - 91 F

livebaseballscorecards.com

AB	29
R	0
H	5
RBI	0
BB	4
SO	10
LOB	15

Batter	1	2	3	4	5	6	7	8	9	AB	R	H	RBI	BB	SO	LOB
24 Michael Bourn, L (1, 8) OBP: 0.363, SLG: 0.400	X FC 86 0-0 ① F8		C FC 87 B FC 87 C FC 88 B FC 89 S CH 78 2-3 ③ K			F FC 89 X FC 88 0-1 ① F9		B SI 92 X SI 92 1-0 E9 14 CS 2B		4	0	1	0	0	1	1
14 Martín Prado, R (1, 5) OBP: 0.322, SLG: 0.417	C FC 86 B FC 87 B FC 88 F CH 76 X FC 88 2-2 ② L5			B FC 88 B CU 69 B CH 77 B FC 88 4-0 16 G3-6-3 BB		B FC 89 F FC 88 B CH 78 F FC 90 X FC 89 2-2 1-3 2B		B CU 82 M CU 82 B CU 82 B FF 95 F SI 95 X SI 93 3-2 ②③ F9 3-H		3	0	1	0	1	0	1
16 Brian McCann, L (1, 2) OBP: 0.371, SLG: 0.511	B FC 88 B CU 70 F CH 76 X FC 89 2-1 ③ P6			B FC 87 C FC 87 C FC 88 F FC 87 X FC 89 1-2 ①② G3-6-3 1-2f		I IN 57 I IN 60 I IN 61 I IN 65 4-0 IBB				2	0	0	0	1	0	1
26 Dan Uggla, R (1, 4) OBP: 0.300, SLG: 0.457		B CH 76 C CH 76 B FC 88 B FC 88 C CH 77 X CH 77 3-2 5 FC3-6 1B		B FC 89 B FC 89 B CH 79 C FC 88 F FC 89 S FC 90 3-3 ③ K		X FC 90 0-0 ② F9				3	0	1	0	0	1	3
5 Freddie Freeman, L (1, 3) OBP: 0.355, SLG: 0.466		S FC 87 F FC 88 B FC 88 F FC 88 B CH 76 X CH 76 2-2 ① FC3-6 22 CS 1-2f			F CH 77 X FC 88 0-1 2 FC5-4 1B	F FC 90 B FC 90 B FC 90 S CH 80 X CH 81 2-2 ③ F7				3	0	1	0	0	0	4
22 Jason Heyward, L (1, 9) OBP: 0.310, SLG: 0.389		B FC 87 B FC 87 S CH 78 1 SAFE S FC 87 S FC 89 2-3 ②③ K 1-2			B FC 87 F FC 88 B FC 87 B FC 88 S FC 89 S FC 89 3-3 ① K		C FC 87 X FC 88 0-1 ① P4			3	0	0	0	0	2	2
2 Alex Gonzalez, R (1, 6) OBP: 0.259, SLG: 0.345			C FC 86 B CU 70 X CH 75 1-1 HR		1 SAFE F FC 88 X FC 88 0-1 ② FC5-4 1-2f		B FC 88 S FC 88 F FC 90 B FC 89 X CH 78 2-2 ② F8			3	1	1	1	0	0	1
17 Jose Constanza, L (1, 7) OBP: 0.407, SLG: 0.480			X FC 87 0-0 ① F7		B FC 87 B FC 88 C CH 77 B FC 88 X FC 89 3-1 ③ F7		B FC 87 B FC 88 C FC 89 L FC 89 F FC 90 F FC 90 X FC 90 2-2 ③ F8			3	0	0	0	0	0	1
15 Tim Hudson, R (1, 1) OBP: 0.207, SLG: 0.222 39 Jonny Venters, L (8, 1) 20 Eric Hinske, L (8, PH) OBP: 0.319, SLG: 0.433 46 Craig Kimbrel, R (9, 1)			X FC 86 0-0 ② P4			C FC 87 F FC 87 B CU 71 B FC 88 F FC 89 B FC 89 F FC 88 B FC 89 4-2 14 2B BB		X FF 92 0-0 ① G3		1 0 1 0	0 0 0 0	0 0 0 0	0 0 0 0	1 0 0 0	0 0 0 0	0 0 0 0
Inning Stats	R: 0 E: 0 K: 0 S: 6 H: 0 LOB: 0 BB: 0 P: 10	R: 0 E: 0 K: 1 S: 10 H: 1 LOB: 0 BB: 0 P: 17	R: 1 E: 0 K: 1 S: 7 H: 1 LOB: 0 BB: 0 P: 10	R: 0 E: 0 K: 1 S: 7 H: 0 LOB: 0 BB: 1 P: 15	R: 0 E: 0 K: 1 S: 9 H: 1 LOB: 1 BB: 0 P: 15	R: 0 E: 0 K: 0 S: 13 H: 1 LOB: 3 BB: 2 P: 25	R: 0 E: 0 K: 0 S: 10 H: 0 LOB: 0 BB: 0 P: 14	R: 0 E: 1 K: 0 S: 5 H: 1 LOB: 0 BB: 0 P: 9		1B: 2 2B: 2 3B: 0 HR: 1 SF: 0 SAC: 0 DP: 1 HBP: 0						

PITCHER	IP	WLS	BF	H	R	ER	SO	BB	IBB	HBP	BLK	WP	HR	S	P	ERA	WHIP
55 Josh Collmenter, R (1, 1) ERA: 3.34	7.0	L	26	4	1	1	4	2	1	0	0	0	1	62	106	1.29	0.857
30 David Hernandez, R (8, 1) ERA: 2.77	1.0		3	1	0	0	0	0	0	0	0	0	0	5	9	0.00	1.000

PITCHER	IP	WLS	BF	H	R	ER	SO	BB	IBB	HBP	BLK	WP	HR	S	P	ERA	WHIP

BOTTOM

Arizona Diamondbacks @ Atlanta Braves

Turner Field, Atlanta, GA

Sun Aug 21 2011, 1:37 PM - 4:09 PM EDT

Att. 34,846 - Partly Cloudy - 91 F

livebaseballscorecards.com

AB	26
R	1
H	5
RBI	1
BB	3
SO	4
LOB	14

Batter	1	2	3	4	5	6	7	8	9	AB	R	H	RBI	BB	SO	LOB
24 Michael Bourn, L (1, 8) OBP: 0.362, SLG: 0.398	B SI 87 F SI 90 B FF 90 F SI 88 F FF 90 B SI 90 X SI 90 3-2 16 F8-4-3 1B		F SI 90 F SI 93 T FF 92 0-2 ① K		B SI 90 C SL 84 F SL 84 X FF 91 1-2 ① G3		F FF 90 B FF 91 S CU 73 X FF 90 1-2 ① G1-3			4	0	1	0	0	1	2
14 Martín Prado, R (1, 7) OBP: 0.319, SLG: 0.413	X SI 90 0-0 ① F8		B SL 86 X SL 85 1-0 ② FC6-4 16 WP 1-2f 3-H		C SI 92 X SL 84 0-1 ② G5-3		C FF 90 F FC 86 S SI 90 0-3 ② K			4	0	0	1	0	1	2
16 Brian McCann, L (1, 2) OBP: 0.369, SLG: 0.507	C FF 91 1 SAFE X SI 91 0-1 ②③ F8-4-3 1-1		1 SAFE D FS 82 B FS 82 B SI 91 B SI 88 4-0 26 FC6-4 1-2 BB		F FS 81 S FS 82 B FF 92 F FS 83 S SL 86 1-3 ③ K		B CU 73 C CU 74 X FF 90 1-1 ③ F8			3	0	0	0	1	1	1
26 Dan Uggla, R (1, 4) OBP: 0.300, SLG: 0.461		C SI 91 B FF 89 B FF 89 S FS 81 S SI 91 2-3 ① K	C SL 86 B SL 87 B SI 91 X SI 91 2-1 ③ FC6-4 1-2f			B FF 88 S SL 85 X SL 85 1-1 HR		B SI 97 B FF 96 C FF 96 B SL 87 S FF 96 S FF 96 3-3 ① K		4	1	1	1	0	2	2
5 Freddie Freeman, L (1, 3) OBP: 0.356, SLG: 0.472		X SL 83 0-0 HR		B SI 91 B SI 92 B SL 83 B SI 91 4-0 10 1B BB		F SL 84 B SL 85 S FS 81 S FS 82 1-3 ① K		S FS 87 C FF 99 X FF 99 0-2 ② F7		3	1	1	1	1	1	0
10 Chipper Jones, S (1, 5) OBP: 0.349, SLG: 0.462		B SI 92 X SI 92 1-0 ② F9		F SI 92 X SI 92 0-1 1-2 1B		X SI 92 0-0 ② G1-3		B FF 97 X FF 98 1-0 ③ G1-3		4	0	1	0	0	0	0
2 Alex Gonzalez, R (1, 6) OBP: 0.259, SLG: 0.343		B SL 84 C SL 84 B FF 91 F SI 89 F FF 91 S FS 81 2-3 ③ K		F SL 86 S SL 86 F SL 85 B FF 93 F FF 92 S SL 86 1-3 ① K		B SL 86 B FS 80 B FS 81 B FF 91 4-0 17 1B BB			B SL 90 B FF 94 T FF 94 C SL 90 S SL 90 2-3 ① K	3	0	0	0	1	3	2
17 Jose Constanza, L (1, 9) OBP: 0.417, SLG: 0.487 22 Jason Heyward, L (6, PR) OBP: 0.309, SLG: 0.388 (6, 9)			X FF 87 0-0 49 SH 49 S 14 FC6-4 1B	S SL 86 D FS 83 C SL 85 S FF 92 1-3 ② K		B SL 84 F SI 91 C SL 84 D FS 83 X SL 86 2-2 1-2 1B			B FF 95 C FF 95 C SL 91 S CU 76 1-3 ② K	3 1	1 0	2 0	0 0	0 0	1 1	2 0
49 Jair Jurrjens, R (1, 1) OBP: 0.130, SLG: 0.111 59 Arodys Vizcaíno, R (7, 1) 34 Eric O'Flaherty, L (8, 1) 20 Eric Hinske, L (9, PH) OBP: 0.318, SLG: 0.431 39 Jonny Venters, L (9, 1)			C SI 87 B SI 88 X SI 88 1-1 SH 14 FC6-4 1-3	S SL 86 C SI 91 B SL 86 F SI 92 B SL 85 S SL 86 2-3 ③ K		B SI 90 C SI 91 S SL 85 X SL 84 1-2 ③ G1-3			B FF 95 F SL 92 B CU 77 F SL 89 B CU 77 S SL 91 3-3 ③ K	2 0 0 1 0	0 0 0 0 0	0 0 0 0 0	0 0 0 0 0	0 0 0 1 0	1 0 0 0 0	4 0 0 0 0

Inning Stats																								
	R: 0 E: 0 K: 0 S: 7	H: 1 LOB: 0 BB: 0 P: 10	R: 1 E: 0 K: 2 S: 9	H: 1 LOB: 0 BB: 0 P: 14	R: 1 E: 0 K: 1 S: 9	H: 1 LOB: 2 BB: 1 P: 17	R: 0 E: 0 K: 3 S: 14	H: 1 LOB: 2 BB: 1 P: 22	R: 0 E: 0 K: 1 S: 9	H: 0 LOB: 0 BB: 0 P: 11	R: 1 E: 0 K: 1 S: 12	H: 2 LOB: 2 BB: 1 P: 21	R: 0 E: 0 K: 1 S: 8	H: 0 LOB: 0 BB: 0 P: 10	R: 0 E: 0 K: 1 S: 7	H: 0 LOB: 0 BB: 0 P: 11	R: 0 E: 0 K: 3 S: 9	H: 0 LOB: 0 BB: 0 P: 15	1B: 4 2B: 1 3B: 0 HR: 2	SF: 0 SAC: 1 DP: 1 HBP: 0	WP: 1 PB: 0 SB: 1 CS: 0	PA: 36				

PITCHER		IP	WLS	BF	H	R	ER	SO	BB	IBB	HBP	BLK	WP	HR	S	P	ERA	WHIP
46 Ryan Dempster, R ERA: 4.6	(1, 1)	6.0	L	27	6	3	3	8	3	0	0	0	1	2	60	95	4.50	1.500
40 James Russell, L ERA: 4.25	(7, 1)	1.0		3	0	0	0	1	0	0	0	0	0	0	8	10	0.00	0.000
29 Jeff Samardzija, R ERA: 3.25	(8, 1)	1.0		3	0	0	0	1	0	0	0	0	0	0	7	11	0.00	0.000
34 Kerry Wood, R ERA: 3.32	(9, 1)	1.0		3	0	0	0	3	0	0	0	0	0	0	9	15	0.00	0.000

PITCHER	IP	WLS	BF	H	R	ER	SO	BB	IBB	HBP	BLK	WP	HR	S	P	ERA	WHIP

TOP

Atlanta Braves @ Chicago Cubs

Wrigley Field, Chicago, IL

Mon Aug 22 2011, 7:09 PM - 9:56 PM CDT

Att. 37,061 - Clear - 74 F

livebaseballscorecards.com

AB	32
R	3
H	6
RBI	3
BB	3
SO	13
LOB	15

Atlanta Braves @ Chicago Cubs

Wrigley Field, Chicago, IL

Mon Aug 22 2011, 7:09 PM - 9:56 PM CDT

Att. 37,061 - Clear - 74 F

livebaseballscorecards.com

BOTTOM

Batter	1	2	3	4	5	6	7	8	9	AB	R	H	RBI	BB	SO	LOB
15 Darwin Barney, R (1, 6) OBP: 0.331, SLG: 0.373	B CH 84 B CH 85 C FF 86 F FF 86 B CH 83 B SI 87 4-2 16 1B 9 G4-3 BB		C SI 87 B CH 82 F CH 85 X CH 83 1-2 ② G6-3		B SI 87 X SL 77 1-0 ① F9	1 SAFE B FF 86 F CH 80 B CH 82 C SI 88 B SL 79 F SI 89 B SI 88 4-2 1-2 BB		B SI 91 C SL 85 F SL 83 D CH 86 C SL 85 2-3 ③ K		3	0	0	0	2	1	1
9 Blake DeWitt, L (1, 4) OBP: 0.294, SLG: 0.401	1 SAFE F FF 86 1 SAFE B CH 83 1 SAFE X CH 83 1-1 ① G4-3 1-2		B FF 87 B SL 79 B FF 87 B SI 86 4-0 16 1B BB		B CH 82 C SI 87 X CH 82 1-1 ② G4-3	D SI 87 S CH 82 B FF 88 X FF 88 2-1 ③ G6-3			B FF 95 B FF 94 C FF 94 F SI 94 B SI 96 B FF 96 4-2 16 BB BB	3	0	0	0	2	0	3
16 Aramis Ramirez, R (1, 5) OBP: 0.349, SLG: 0.523	X SL 80 0-0 22 BB 2-3 1B		X SL 80 0-0 1-2 1B		C SI 90 F CH 82 B FF 90 F SL 77 F CH 81 B FF 90 X CH 84 2-2 24 1B 22 1B 1B		F FF 88 X CH 82 0-2 ① G6-3		B SI 96 B SI 96 B SI 96 C SI 96 D SI 95 4-1 12 FC1-6 1-2 BB	4	0	3	0	1	0	0
22 Carlos Pena, L (1, 3) OBP: 0.345, SLG: 0.455	D SI 89 B SI 88 B CH 81 B CH 84 4-0 24 G6-4-3 1-2 BB		F FF 87 C SI 88 B FF 88 C SL 76 1-3 ③ K		S CH 82 X SI 87 0-1 24 1B 1-2 1B		X FF 88 0-0 1B		B SI 96 C SL 87 S SL 88 S SL 87 1-3 ① K	4	0	2	0	1	2	4
24 Marlon Byrd, R (1, 8) OBP: 0.340, SLG: 0.420	C SL 79 X CH 84 0-1 ② ③ G6-4-3 1-2f			X FF 87 0-0 ① L4	F FF 89 X SL 78 0-1 1-2 2-3 1B		X SI 96 0-0 ② P3		C SI 95 F SL 87 B SL 86 S FF 96 1-3 ② K	5	0	1	0	0	1	6
12 Alfonso Soriano, R (1, 7) OBP: 0.280, SLG: 0.456		B FF 88 S SL 77 F SL 77 B FF 87 X SL 77 2-2 ① F9		C FF 87 X FF 86 0-1 21 G4-3 2B	B SL 80 X FF 88 1-0 ③ F9		B SI 97 S FF 96 F SI 97 F SL 84 F SL 83 B SL 82 S SI 96 2-3 ③ K		X SI 97 0-0 ③ FC1-6 1-2f	5	0	1	0	0	1	6
21 Tyler Colvin, L (1, 9) OBP: 0.198, SLG: 0.290 5 Reed Johnson, R (8, PH) OBP: 0.387, SLG: 0.551 (9, 9)		B SL 79 F CH 83 X CH 83 1-1 ② G3		F CH 81 B FF 88 T SI 88 D CH 83 F CH 83 X CH 83 2-2 ② G4-3 2-3		C FF 87 B SL 77 X SL 76 1-1 ① F7		C FF 89 S SI 92 X SL 84 0-2 2B		3 1	0 0	0 1	0 0	0 0	0 0	1 0
55 Koyie Hill, S (1, 2) OBP: 0.289, SLG: 0.308 18 Geovany Soto, R (8, PH) OBP: 0.326, SLG: 0.427 (9, 2)		F FF 88 X FF 88 0-1 ③ P5		I IN 73 I IN 76 I IN 73 I IN 74 4-0 IBB		C FF 88 F FF 88 X CH 83 0-2 ② G6-3		X SI 90 0-0 ① G6-3		2 1	0 0	0 0	0 0	1 0	0 0	0 1
46 Ryan Dempster, R (1, 1) OBP: 0.085, SLG: 0.065 1 Tony Campana, L (6, PH) OBP: 0.313, SLG: 0.336 40 James Russell, L (7, 1) OBP: 0.125, SLG: 0.125 29 Jeff Samardzija, R (8, 1) 3 Jeff Baker, R (8, PH) OBP: 0.309, SLG: 0.393 34 Kerry Wood, R (9, 1)			C FF 86 X SI 87 0-1 ① G6-3	S SL 78 B SL 78 X FF 89 1-1 ③ G4-3		X FF 87 0-0 15 S 1B		B SI 92 C SL 83 T SL 86 D SL 86 X SL 84 2-2 ② G1-3		2 1 0 0 1 0	0 0 0 0 0 0	0 1 0 0 0 0	0 0 0 0 0 0	0 0 0 0 0 0	0 0 0 0 1 0	2 0 0 0 0 0
Inning Stats	R: 0 E: 0 K: 0 S: 7 H: 1 LOB: 2 BB: 2 P: 16	R: 0 E: 0 K: 0 S: 7 H: 0 LOB: 0 BB: 0 P: 10	R: 0 E: 0 K: 1 S: 9 H: 1 LOB: 2 BB: 1 P: 15	R: 0 E: 0 K: 0 S: 9 H: 1 LOB: 2 BB: 1 P: 16	R: 0 E: 0 K: 0 S: 13 H: 3 LOB: 3 BB: 0 P: 18	R: 0 E: 0 K: 0 S: 11 H: 1 LOB: 2 BB: 1 P: 18	R: 0 E: 0 K: 1 S: 10 H: 1 LOB: 1 BB: 0 P: 12	R: 0 E: 0 K: 1 S: 10 H: 1 LOB: 1 BB: 0 P: 14	R: 0 E: 0 K: 2 S: 10 H: 0 LOB: 2 BB: 2 P: 20	1B: 7 2B: 2 3B: 0 HR: 0 SF: 0 SAC: 0 DP: 1 HBP: 0						

AB	35
R	0
H	9
RBI	0
BB	7
SO	5
LOB	25

WP: 0 PA: 42
PB: 0
SB: 1
CS: 0

PITCHER		IP	WLS	BF	H	R	ER	SO	BB	IBB	HBP	BLK	WP	HR	S	P	ERA	WHIP
49 Jair Jurrjens, R ERA: 2.71	(1, 1)	6.1	W	31	8	0	0	1	4	1	0	0	0	0	60	97	0.00	1.895
59 Arodys Vizcaíno, R ERA: 2.45	(7, 1)	0.2	H	2	0	0	0	1	0	0	0	0	0	0	6	8	0.00	0.000
34 Eric O'Flaherty, L ERA: 1.25	(8, 1)	1.0	H	4	1	0	0	1	0	0	0	0	0	0	10	14	0.00	1.000
39 Jonny Venters, L ERA: 1.1	(9, 1)	1.0	S	5	0	0	0	2	2	0	0	0	0	0	10	20	0.00	2.000

PITCHER	IP	WLS	BF	H	R	ER	SO	BB	IBB	HBP	BLK	WP	HR	S	P	ERA	WHIP

Atlanta Braves @ Chicago Cubs

Wrigley Field, Chicago, IL

Tue Aug 23 2011, 7:07 PM - 9:59 PM CDT

Att. 36,639 - Partly Cloudy - 73 F

TOP

livebaseballscorecards.com

Batter	1	2	3	4	5	6	7	8	9	AB	R	H	RBI	BB	SO	LOB
24 Michael Bourn, L (1, 8) OBP: 0.360, SLG: 0.397	C SI 88 B FF 86 F CH 81 C FF 87 1-3 ① K		C FF 88 X CU 80 0-1 ③ P6		S CH 80 S CH 80 X SI 88 0-2 14 S 1B	B FF 89 C SL 82 F SL 83 X SL 82 1-2 ③ G4-3			S SL 86 1 SAFE F SL 84 X SL 85 0-2 ② FC4-6 14 S 1-2f	5	0	1	0	0	1	4
14 Martín Prado, R (1, 7) OBP: 0.316, SLG: 0.408	B SI 87 X SI 88 1-0 ② P6			C CU 76 C SI 90 C FF 89 0-3 ① K	C FF 89 D CU 80 B CU 79 X FF 90 2-1 ① G1-3 1-2		B FF 93 X FF 94 1-0 ① P4		1 SAFE B SL 85 C SL 85 X SL 85 1-1 ③ L8 1-2	5	0	0	0	0	1	2
16 Brian McCann, L (1, 2) OBP: 0.366, SLG: 0.501	B SI 90 X CH 80 1-0 ③ G4-3			X CU 76 0-0 ② L9	C CH 83 F CH 80 F FF 87 B FF 88 D CH 84 B SL 82 F CH 82 X CH 80 3-2 ② L3		B SL 91 C FF 94 S SL 90 F FF 94 B CU 77 B CU 77 S SL 91 3-3 ② K			4	0	0	0	0	1	1
26 Dan Uggla, R (1, 4) OBP: 0.300, SLG: 0.460		C SI 88 B SI 90 B CH 81 B FF 89 X FF 89 3-1 ① F8		B FF 90 S CU 78 B FF 86 X CH 82 2-1 10 1B 2 BB 1B	F SI 90 B FF 91 D CU 79 S CU 79 C FF 93 2-3 ③ K		C FF 94 F SL 91 F FF 95 S CU 77 0-3 ③ K			4	1	1	0	0	2	1
10 Chipper Jones, S (1, 5) OBP: 0.353, SLG: 0.466		B SI 89 B CH 82 C CH 81 X SI 87 2-1 ② P5		X CH 82 0-0 2 BB 20 BB 22 HR 1-3 1B		X FF 87 0-0 28 BB 22 1B 1B		C CU 76 X SI 91 0-1 20 FC4-6 1B		4	1	3	0	0	0	0
20 Eric Hinske, L (1, 3) OBP: 0.321, SLG: 0.434 5 Freddie Freeman, L (8, 3) OBP: 0.356, SLG: 0.472		C SI 86 B FF 87 B CH 80 C FF 87 F SL 82 B FF 89 F FF 88 F CH 82 X FF 90 3-2 2B		B FF 90 B FF 88 B CH 83 B SI 89 4-0 2 BB 22 HR 1-2 BB		B SL 81 C SL 82 F FF 88 T SL 82 1-2 ① K		C FF 91 F SL 85 X CU 78 0-2 ① FC4-6 2 G6-4-3 1-2f	3 0	1 0	1 0	0 0	1 0	1 0	2 0
2 Alex Gonzalez, R (1, 6) OBP: 0.259, SLG: 0.341		B CU 79 B SI 91 B CU 77 C FF 90 X CU 78 3-1 ③ F8		C CU 79 B FF 89 B SI 91 B SI 91 C SI 91 B SI 92 4-2 22 HR 1-2 2-3 3-H BB		C CH 81 F SL 82 S CH 82 0-3 ② K		X SL 86 0-0 ② ③ G6-4-3 1-2f		3	1	0	1	1	1	3
22 Jason Heyward, L (1, 9) OBP: 0.314, SLG: 0.402			B SI 87 C CH 80 X CH 80 1-1 ① G4-3	F CH 84 B SL 83 C SI 91 X SL 82 1-2 1-H 2-H 3-H HR		B SL 81 X SL 82 1-0 28 BB 1-2 1B			C SI 91 C CU 76 B SL 84 F CU 76 X CU 76 1-2 24 FC4-6 1B	4	1	3	4	0	0	0
36 Mike Minor, R (1, 1) OBP: 0.238, SLG: 0.263 28 Julio Lugo, R (6, PH) OBP: 0.208, SLG: 0.136 50 Cristhian Martinez, R (6, 1) OBP: 0.333, SLG: 0.500 52 George Sherrill, L (7, 1) 59 Arodys Vizcaíno, R (7, 1) 7 Brooks Conrad, S (9, PH) OBP: 0.337, SLG: 0.427 46 Craig Kimbrel, R (9, 1)			X FF 88 0-0 ② G6-3	C FF 90 C CU 79 B SL 82 F SI 90 B CU 79 C SI 91 2-3 ③ K		B FF 88 D CH 80 S CH 81 D CH 81 B CH 82 4-1 1-2 2-3 BB			1 SAFE C SL 88 C CU 76 S CU 76 0-3 ① K	2 0 0 0 0 1	0 0 0 0 0 0	0 0 0 0 0 0	0 1 0 0 0 1	0 0 0 0 0 1	1 0 0 0 0 1	0 0 0 0 0 1

	AB	35
	R	5
	H	9
	RBI	5
	BB	3
	SO	9
	LOB	14

Inning Stats										
	R: 0 E: 0 K: 1 S: 5	H: 0 LOB: 0 BB: 0 P: 8	R: 0 E: 0 K: 0 S: 12	H: 1 LOB: 1 BB: 0 P: 23	R: 0 E: 0 K: 0 S: 5	H: 0 LOB: 0 BB: 0 P: 6	R: 5 E: 0 K: 2 S: 16	H: 3 LOB: 0 BB: 2 P: 29	R: 0 E: 0 K: 1 S: 13	H: 1 LOB: 1 BB: 0 P: 20
	R: 0 E: 0 K: 2 S: 12	H: 2 LOB: 3 BB: 1 P: 19	R: 0 E: 0 K: 2 S: 9	H: 0 LOB: 0 BB: 0 P: 13	R: 0 E: 0 K: 0 S: 6	H: 1 LOB: 0 BB: 0 P: 6	R: 0 E: 0 K: 1 S: 12	H: 1 LOB: 1 BB: 0 P: 14	1B: 7 2B: 1 3B: 0 HR: 1	SF: 0 SAC: 0 DP: 1 HBP: 0

WP: 0 PA: 38
PB: 0
SB: 2
CS: 0

PITCHER		IP	WLS	BF	H	R	ER	SO	BB	IBB	HBP	BLK	WP	HR	S	P	ERA	WHIP
27 Casey Coleman, R ERA: 7.59	(1, 1)	5.0	L	22	5	5	5	4	2	0	0	0	0	1	51	86	9.00	1.400
43 John Grabow, L ERA: 4.7	(6, 1)	1.0		6	2	0	0	2	1	0	0	0	0	0	12	19	0.00	3.000
34 Kerry Wood, R ERA: 3.24	(7, 1)	1.0		3	0	0	0	2	0	0	0	0	0	0	9	13	0.00	0.000
45 Sean Marshall, L ERA: 2.63	(8, 1)	2.0		7	2	0	0	1	0	0	0	0	0	0	18	20	0.00	1.000

PITCHER	IP	WLS	BF	H	R	ER	SO	BB	IBB	HBP	BLK	WP	HR	S	P	ERA	WHIP

Batter	1	2	3	4	5	6	7	8	9	AB	R	H	RBI	BB	SO	LOB
13 Starlin Castro, R (1, 6) OBP: 0.334, SLG: 0.428	C CH 85 X FF 93 0-1 3 F8 16 1B 1B		C CH 85 X KC 83 0-1 ② G5-3		B FF 90 F FF 89 S CH 85 F KC 82 D KC 81 X FF 92 2-2 ① F9 1-2 2-3		C SI 89 T CH 84 F SI 91 S CH 86 0-3 ① K		B FF 97 C FF 97 F KC 87 S FF 97 1-3 ① K	5	0	1	0	0	2	2
5 Reed Johnson, R (1, 9) OBP: 0.382, SLG: 0.542	C FF 91 C FF 90 1 SAFE S KC 82 0-3 ① K		B FF 93 T CH 86 C CH 85 X FF 93 1-2 ③ G1-3		B CH 84 S CH 84 F CH 83 F FF 92 S KC 81 1-3 ② K		C CH 83 F CH 83 X SL 83 0-2 16 1B 1B		C FF 97 F KC 87 X KC 86 0-2 ② G5-3	5	0	1	0	0	2	3
16 Aramis Ramirez, R (1, 5) OBP: 0.356, SLG: 0.530	C KC 80 X FF 92 0-1 1-2 1B			C FF 90 B SL 85 F CH 84 X CH 81 1-2 3 FC6-4 1B	F FF 91 X KC 82 0-1 3 E 2-H 3-H 2B		X SI 90 0-0 9 HBP 1-3 1B		B FF 97 B FF 96 S FF 96 S KC 87 B FF 97 X KC 86 3-2 E9 1B	5	1	5	2	0	0	0
3 Jeff Baker, R (1, 4) OBP: 0.303, SLG: 0.386 43 John Grabow, L (6, 1) 34 Kerry Wood, R (7, 1) 9 Blake DeWitt, L (7, PH) OBP: 0.297, SLG: 0.401 45 Sean Marshall, L (8, 1) 21 Tyler Colvin, L (9, PH) OBP: 0.196, SLG: 0.288	D CH 86 X KC 81 1-0 ② F8 2-3			S KC 80 F KC 82 B FF 91 X KC 81 1-2 ① FC6-4 22 G4-3 1-2f	X CH 84 0-0 E6 2-H		H FF 87 1-0 1-2 HBP		S KC 87 S KC 86 S KC 87 0-3 ③ K	3 0 0 0 0 1	0 0 0 0 0 0	0 0 0 0 0 0	0 0 0 0 0 0	0 0 0 0 0 1	0 0 0 0 0 0	3 0 0 0 0 1
22 Carlos Pena, L (1, 3) OBP: 0.342, SLG: 0.450	C SL 84 B FF 91 F FF 92 F KC 83 D KC 83 B SL 87 S KC 83 3-3 ③ K			B FF 90 B SL 84 S FF 90 B FF 91 F FF 91 X FF 92 3-2 ② G4-3 2-3	C KC 81 B FF 91 B FF 90 X FF 90 2-1 ③ F8		C SL 74 F SL 72 B FF 88 B SL 74 S FF 87 2-3 ② K			4	0	0	0	0	2	7
24 Marlon Byrd, R (1, 8) OBP: 0.336, SLG: 0.415		B FF 90 B CH 83 C FF 91 F FF 92 C FF 92 2-3 ① K		X FF 91 0-0 ③ P4		C SI 90 X SL 83 0-1 ① G6-3	X SI 96 0-0 ③ G4-3			4	0	0	0	0	1	4
12 Alfonso Soriano, R (1, 7) OBP: 0.282, SLG: 0.467		F FF 92 B FF 92 B KC 82 B CH 86 S CH 86 F FF 93 X FF 92 3-2 ② F7			C SL 82 X FF 89 0-1 HR	S SL 81 X SL 81 0-1 2B		B SL 77 S SL 79 S SL 80 S SL 80 1-3 ① K		4	1	2	1	0	1	0
18 Geovany Soto, R (1, 2) OBP: 0.325, SLG: 0.423		B FF 92 B CH 86 B FF 92 C CH 87 S KC 82 C FF 93 3-3 ③ K			C CH 84 H SL 85 1-1 13 F9 15 1B 16 2B HBP	B CH 84 F CH 83 S SL 83 X SI 91 1-2 ② F9		B SL 79 X SI 96 1-0 ② G6-3		3	1	0	0	0	1	1
27 Casey Coleman, L (1, 1) OBP: 0.125, SLG: 0.188 15 Darwin Barney, R (5, PH) OBP: 0.331, SLG: 0.372 (6, 4)			C FF 91 C FF 92 B SL 84 B KC 84 S FF 91 2-3 ① K		C FF 90 D KC 82 X FF 91 1-1 13 F9 16 2B 1-2 1B	C SI 90 F SL 83 F CH 85 S CH 85 0-3 ③ K		C SI 96 F SI 96 B SL 83 B SL 83 F SI 96 F FF 96 F SL 82 F FF 96 X SI 96 2-2 ③ P1		1 3	0 1	0 1	0 0	0 0	1 1	0 1
Inning Stats	R: 0 E: 0 K: 2 S: 12 H: 2 LOB: 2 BB: 0 P: 16	R: 0 E: 0 K: 2 S: 10 H: 0 LOB: 0 BB: 0 P: 18	R: 0 E: 0 K: 1 S: 8 H: 0 LOB: 0 BB: 0 P: 11	R: 0 E: 1 K: 0 S: 10 H: 1 LOB: 1 BB: 0 P: 15	R: 4 E: 1 K: 1 S: 18 H: 3 LOB: 1 BB: 0 P: 25	R: 0 E: 0 K: 1 S: 11 H: 1 LOB: 1 BB: 0 P: 12	R: 0 E: 0 K: 2 S: 12 H: 2 LOB: 3 BB: 0 P: 15	R: 0 E: 0 K: 1 S: 11 H: 0 LOB: 0 BB: 0 P: 15	R: 0 E: 1 K: 2 S: 12 H: 1 LOB: 1 BB: 0 P: 16	1B: 7 2B: 2 3B: 0 HR: 1	SF: 0 SAC: 0 DP: 0 HBP: 2	WP: 0 PB: 0 SB: 0 CS: 0	PA: 40			

PITCHER		IP	WLS	BF	H	R	ER	SO	BB	IBB	HBP	BLK	WP	HR	S	P	ERA	WHIP
36 Mike Minor, L ERA: 4.37	(1, 1)	5.0	W	23	6	4	3	6	0	0	1	0	0	1	58	85	5.40	1.200
50 Cristhian Martinez, R ERA: 3.26	(6, 1)	1.1	H	7	3	0	0	2	0	0	0	0	0	0	19	20	0.00	2.250
52 George Sherrill, L ERA: 3.03	(7, 1)	0.1	H	2	0	0	0	1	0	0	1	0	0	0	3	6	0.00	0.000
59 Arodys Vizcaino, R ERA: 2.08	(7, 1)	1.1	H	4	0	0	0	1	0	0	0	0	0	0	12	16	0.00	0.000
46 Craig Kimbrel, R ERA: 1.7	(9, 1)	1.0	S	4	1	0	0	2	0	0	0	0	0	0	12	16	0.00	1.000

PITCHER	IP	WLS	BF	H	R	ER	SO	BB	IBB	HBP	BLK	WP	HR	S	P	ERA	WHIP

BOTTOM

Atlanta Braves @ Chicago Cubs

Wrigley Field, Chicago, IL

Tue Aug 23 2011, 7:07 PM - 9:59 PM CDT

Att. 36,639 - Partly Cloudy - 73 F

livebaseballscorecards.com

AB	38
R	4
H	10
RBI	3
BB	0
SO	12
LOB	22

Atlanta Braves @ Chicago Cubs

Wrigley Field, Chicago, IL

Wed Aug 24 2011, 7:07 PM - 9:42 PM CDT

Att. 37,098 - Partly Cloudy - 86 F

TOP

livebaseballscorecards.com

Batter	1	2	3	4	5	6	7	8	9	AB	R	H	RBI	BB	SO	LOB
24 Michael Bourn, L (1, 8) OBP: 0.358, SLG: 0.393	F FF 87 B FC 85 S CH 81 S CH 78 1-3 ① K			B SL 84 C FF 88 X FC 86 1-1 ① B5-3		C SL 81 D SL 81 D SI 86 D CH 80 S SL 81 F SL 80 X CH 79 3-2 ① G4-3 1-2		B FF 95 C FF 94 S SL 92 C CU 77 1-3 ② K		4	0	0	0	0	2	1
14 Martín Prado, R (1, 7) OBP: 0.317, SLG: 0.407	B FF 89 F FF 88 B FF 88 B SL 82 X FF 88 3-1 ② P3			C SL 82 B CH 81 B FF 89 B SL 82 X FF 89 3-1 26 BB 1B		B SI 86 D SL 82 C FF 88 F SL 82 F SL 80 X FF 88 2-2 ② F9 2-3		B SL 93 B SL 91 B FF 96 C FF 96 C FF 96 B FF 96 4-2 BB		3	0	1	0	1	0	1
16 Brian McCann, L (1, 2) OBP: 0.362, SLG: 0.496	B FF 89 B CH 81 X CH 81 2-0 ③ G3			F CH 81 B SL 85 X CH 80 1-1 ② P6		F CU 81 B FC 84 S CH 80 F CH 79 X FF 89 1-2 ③ F7		S SL 93 X SL 93 0-1 ③ G4-3		4	0	0	0	0	0	3
26 Dan Uggla, R (1, 4) OBP: 0.301, SLG: 0.458		F FF 88 F FF 88 C FF 89 0-3 ① K		C FF 90 D CH 82 S CH 81 B SI 89 B FF 89 D CH 81 4-2 1-2 BB			B FF 89 F CU 80 B FC 87 C FF 89 B FF 89 S CH 81 3-3 ① K		C FC 85 B SL 86 H SL 84 2-1 10 FC4-6 HBP	2	0	0	0	1	2	0
5 Freddie Freeman, L (1, 3) OBP: 0.353, SLG: 0.468		C FF 90 S CH 82 B FF 89 X FF 88 1-2 ② P5		C FF 89 B FF 88 B CH 82 F CH 81 S CH 81 2-3 ③ K			X CU 81 0-0 ② F9		B FF 91 C SL 86 B SL 84 F SL 84 B SL 85 S SL 83 3-3 ① K	4	0	0	0	0	2	3
10 Chipper Jones, S (1, 5) OBP: 0.352, SLG: 0.472 17 Jose Constanza, L (9, PR) OBP: 0.417, SLG: 0.487		B FF 89 B CH 80 S CH 82 C CU 81 B FF 89 S CH 82 3-3 ③ K			X SI 86 0-0 ① G1-3		B SL 83 X CH 82 1-0 HR		C SL 84 X SL 86 0-1 ② FC4-6 1-2f	4 0	1 0	1 0	1 0	0 0	1 0	1 0
22 Jason Heyward, L (1, 9) OBP: 0.311, SLG: 0.397			B FF 87 C CH 81 B FF 89 X SL 81 2-1 ① P4		B FC 87 B CH 79 T FF 89 C CH 83 B CU 82 X FF 89 3-2 ② F7		B SL 87 S SL 87 B FF 92 C SL 86 X SI 93 2-2 ③ G4-3		1 SAFE C FC 87 B FF 92 B SL 83 S SL 86 B SL 85 F SL 83 C SL 84 3-3 ③ K	4	0	0	0	0	1	1
2 Alex Gonzalez, R (1, 6) OBP: 0.259, SLG: 0.347			B FF 88 F FF 90 F FF 90 B FF 90 X FF 90 2-2 ② F7		B FF 90 C SL 81 F SL 90 B FF 89 F CH 82 F FF 89 F FF 90 X FF 89 2-2 ③ L7			B FF 93 B FF 92 B FF 93 C FF 94 F FF 94 F SL 89 F SL 90 X FF 94 3-2 HR		3	1	1	1	0	0	0
32 Derek Lowe, R (1, 1) OBP: 0.250, SLG: 0.273 7 Brooks Conrad, S (8, PH) OBP: 0.333, SLG: 0.422 19 Scott Linebrink, R (8, 1)			C FF 90 B FF 90 F FF 90 F SL 82 C FF 89 1-3 ③ K			B FC 87 C FF 87 S SI 87 B SI 87 B FF 88 B FC 86 4-2 14 F9 24 G4-3 BB		S FF 95 X SL 91 0-1 ① G3		1 1 0	0 0 0	0 0 0	0 0 0	1 0 0	1 0 0	0 0 0

Inning Stats																																			
	R: 0	H: 0	E: 0	LOB: 0	K: 1	BB: 0	S: 6	P: 12	R: 0	H: 0	E: 0	LOB: 0	K: 2	BB: 0	S: 9	P: 13	R: 0	H: 0	E: 0	LOB: 0	K: 1	BB: 0	S: 9	P: 14	R: 0	H: 1	E: 0	LOB: 2	K: 1	BB: 1	S: 11	P: 22	R: 0	H: 0	E: 0	LOB: 0	K: 0	BB: 0	S: 10	P: 15
	R: 0	H: 0	E: 0	LOB: 1	K: 0	BB: 1	S: 14	P: 24	R: 1	H: 1	E: 0	LOB: 0	K: 1	BB: 0	S: 8	P: 14	R: 1	H: 1	E: 0	LOB: 1	K: 1	BB: 1	S: 14	P: 22	R: 0	H: 0	E: 0	LOB: 1	K: 2	BB: 0	S: 10	P: 18	1B: 1	SF: 0	2B: 0	SAC: 0	3B: 0	DP: 0	HR: 2	HBP: 1

	AB	30
	R	2
	H	3
	RBI	2
	BB	3
	SO	9
	LOB	10

PITCHER		IP	WLS	BF	H	R	ER	SO	BB	IBB	HBP	BLK	WP	HR	S	P	ERA	WHIP
36 Randy Wells, R ERA: 5.53	(1, 1)	6.2	W	24	2	1	1	6	2	0	0	0	0	1	64	109	1.35	0.600
45 Sean Marshall, L ERA: 2.61	(7, 1)	0.1	H	1	0	0	0	0	0	0	0	0	0	0	3	5	0.00	0.000
34 Kerry Wood, R ERA: 3.38	(8, 1)	1.0	H	5	1	1	1	1	1	0	0	0	0	1	14	22	9.00	2.000
49 Carlos Marmol, R ERA: 3.88	(9, 1)	1.0	S	4	0	0	0	2	0	0	1	0	0	0	10	18	0.00	0.000

PITCHER		IP	WLS	BF	H	R	ER	SO	BB	IBB	HBP	BLK	WP	HR	S	P	ERA	WHIP

Atlanta Braves @ Chicago Cubs

Wrigley Field, Chicago, IL

Wed Aug 24 2011, 7:07 PM - 9:42 PM CDT

Att. 37,098 - Partly Cloudy - 86 F

livebaseballscorecards.com

Batter	1	2	3	4	5	6	7	8	9	AB	R	H	RBI	BB	SO	LOB
13 Starlin Castro, R (1, 6) OBP: 0.333, SLG: 0.427	C SI 87 F SI 88 B SL 80 X SI 88 1-2 L9 ①	B SI 86 C SL 80 B CH 83 X CH 84 2-1 E5 15 1B 15 S		B SI 88 X SL 81 1-0 15 S 1B			T SL 80 X FC 84 0-1 F9 ①			4	0	1	0	0	0	0
15 Darwin Barney, R (1, 4) OBP: 0.330, SLG: 0.371	C SI 89 X CH 83 0-1 G1-3 ②	1 SAFE 1 SAFE C SI 87 1 SAFE C CH 83 X FC 86 0-2 16 BB 1B 1-3		1 SAFE C SI 88 1 SAFE C CH 83 D CH 84 B CH 84 F SI 88 X CH 84 2-2 P4 ③ 1-2			C SI 88 C FC 85 F FC 86 S SL 80 0-3 K ②			4	0	1	0	0	1	1
16 Aramis Ramirez, R (1, 5) OBP: 0.359, SLG: 0.530	B SI 88 B SI 88 B SI 89 F SI 88 B CH 84 4-1 BB	1 SAFE B SI 88 B SI 88 B SI 88 B SI 88 4-0 BB 1-2			B SL 80 F SI 86 B SI 87 B CH 83 F SI 89 X SI 89 3-2 21 L3 1B		B SI 88 B CH 83 X SI 88 2-0 G6-3 ③			2	0	1	0	2	0	0
22 Carlos Pena, L (1, 3) OBP: 0.341, SLG: 0.449	S CH 83 S CH 83 S CH 83 0-3 K ③	S CH 84 F CH 83 B CH 83 F CH 83 X SI 88 1-2 G3 ③			F CH 82 C SI 88 B CH 83 X CH 83 1-2 L9 ①			X FF 92 0-0 1 BB 12 HBP 18 L5 1B		4	0	1	0	0	1	5
21 Tyler Colvin, L (1, 9) OBP: 0.198, SLG: 0.283		C CH 82 F SI 89 F CH 84 B SI 89 B CH 83 F CH 84 B SI 89 B SI 88 4-2 12 HR BB	C SI 88 X SI 89 0-1 G4-3 ①		X SI 88 0-0 L3 ② ③ 1-1			F SI 92 D SL 80 X SI 91 1-1 F8 ①		3	1	0	0	1	0	2
12 Alfonso Soriano, R (1, 7) OBP: 0.286, SLG: 0.475 49 Carlos Marmol, R (9, 1)	C SL 81 1 SAFE B SL 81 X CH 83 1-1 1-H HR	B SL 82 C SL 81 F SL 82 F SL 81 X SL 81 1-2 G6-3 ②				B SL 80 B SL 79 F SL 80 B SL 79 B SI 86 4-1 1 G4-3 BB		H SI 93 1-0 1 BB HBP 1-2		2 0	1 0	1 0	2 0	1 0	0 0	0 0
1 Tony Campana, L (1, 8) OBP: 0.310, SLG: 0.327 (9, 7)	B SI 88 B SL 80 F SI 88 X SI 89 2-1 E4 36 BLK 18 S 36 G4	B SI 88 C SI 89 S SL 80 B SL 81 X SL 81 2-2 F7 ③				B SI 88 1 SAFE 1 SAFE F SL 80 F SL 80 B SL 80 X SI 88 2-2 G4-3 ① 1-2		B SI 91 B SI 91 2 SAFE F SI 90 B SI 92 B SI 92 4-1 BB 1-2 2-3		3	1	0	0	1	0	1
18 Geovany Soto, R (1, 2) OBP: 0.322, SLG: 0.418	B SI 88 2 SAFE S SL 80 S SL 79 B CH 84 S SL 80 2-3 K ① 1-2			C CH 83 F SL 80 S SL 81 0-3 K ①		B CH 83 C SL 80 S SL 80 B SL 80 S SL 80 2-3 K ②		B SI 92 C SI 92 F SL 79 X SL 80 1-2 L5 ② ③ 3-3		4	0	0	0	0	3	5
36 Randy Wells, R (1, 1) OBP: 0.161, SLG: 0.161 45 Sean Marshall, L (7, 1) 34 Kerry Wood, R (8, 1) 24 Marlon Byrd, R (9, 8) OBP: 0.336, SLG: 0.415		C SI 87 B SL 80 B SL 81 X SI 88 2-1 G4 ② 2-H		C SI 88 S CH 83 B SI 86 S SL 80 1-3 K ②		C SI 80 B SL 80 X SI 87 1-1 G6-3 ③				3 0 0 0	0 0 0 0	0 0 0 0	1 0 0 0	0 0 0 0	1 0 0 0	1 0 0 0
Inning Stats	R: 0 E: 0 K: 1 S: 9 H: 0 LOB: 1 BB: 1 P: 14	R: 3 E: 2 K: 1 S: 22 H: 2 LOB: 3 BB: 2 P: 40	R: 0 E: 0 K: 0 S: 9 H: 0 LOB: 0 BB: 0 P: 12	R: 0 E: 0 K: 2 S: 11 H: 1 LOB: 1 BB: 0 P: 15	R: 0 E: 0 K: 0 S: 7 H: 1 LOB: 0 BB: 0 P: 11	R: 0 E: 0 K: 1 S: 9 H: 0 LOB: 1 BB: 1 P: 18	R: 0 E: 0 K: 1 S: 7 H: 0 LOB: 0 BB: 0 P: 9	R: 0 E: 0 K: 0 S: 7 H: 1 LOB: 2 BB: 1 P: 14		1B: 4 2B: 2 3B: 0 HR: 1 SF: 0 SAC: 0 DP: 2 HBP: 1				WP: 0 PB: 0 SB: 3 CS: 0 PA: 35		

PITCHER		IP	WLS	BF	H	R	ER	SO	BB	IBB	HBP	BLK	WP	HR	S	P	ERA	WHIP
32 Derek Lowe, R ERA: 4.63	(1, 1)	7.0	L	30	4	3	2	6	4	0	0	1	0	1	74	119	2.57	1.143
19 Scott Linebrink, R ERA: 3.55	(8, 1)	1.0		5	1	0	0	0	1	0	1	0	0	0	7	14	0.00	2.000

PITCHER	IP	WLS	BF	H	R	ER	SO	BB	IBB	HBP	BLK	WP	HR	S	P	ERA	WHIP

AB	29
R	3
H	5
RBI	3
BB	5
SO	6
LOB	15

Batter	1	2	3	4	5	6	7	8	9	AB	R	H	RBI	BB	SO	LOB
24 Michael Bourn, L (1, 8) OBP: 0.362, SLG: 0.397	C FF 92 B SI 93 X SI 92 1-1 14 E 16 HR 1B		C FF 94 B CU 76 F SL 84 B FF 95 X CU 78 2-2 16 BB 14 E 26 BB 1B	X FF 93 0-0 14 CS 1B		B FF 89 C FF 88 B SL 82 B SL 82 F FF 88 X FF 89 3-2 ② G6-3		C SL 80 C SL 80 D SL 82 F FF 89 X SL 82 1-2 1-2 2-H 1B		5	2	4	1	0	0	0
14 Martín Prado, R (1, 5) OBP: 0.318, SLG: 0.408	1 SAFE 1 SAFE C SI 94 X SL 84 0-1 E1 16 HR 1-2		C SL 85 1 SAFE B SL 86 1 SAFE X FF 95 1-1 FC6 26 BB 16 BB 5 1B 1-2	C FF 94 C SL 86 F FF 95 F FF 94 B SL 86 X SL 85 1-2 ② 1-2 2B		B FF 89 B FF 89 B SL 83 C FF 88 S SL 82 B SL 81 4-2 16 CS BB		C CH 81 B CH 81 X FF 88 1-1 ② F8		4	2	1	0	1	0	4
16 Brian McCann, L (1, 2) OBP: 0.365, SLG: 0.512	B CU 75 B FF 94 X CH 86 2-0 1-H 2-H HR		C FF 95 B SI 95 F SL 85 F SI 94 B SL 85 F FF 95 F FF 95 B SL 85 B CU 76 4-2 5 1B 26 BB 1-2 2-3 BB	D CU 76 X FF 95 1-0 ③ G4-3		F FF 89 C CH 82 1 SAFE 0-2 ③ CS 1-2	T FF 89 F CH 81 F CH 82 F FF 90 X FF 89 0-2 HR	X SL 81 0-0 ③ F8		4	2	2	4	1	0	3
26 Dan Uggla, R (1, 4) OBP: 0.302, SLG: 0.456	B FF 94 C CU 77 S SL 86 B SL 85 S FF 95 2-3 ① K		F FF 94 B FF 94 B SL 85 S SL 86 B SL 87 B FF 95 4-2 5 1B 1-2 2-3 3-H BB		B SL 84 X FF 94 1-0 5 E 5 1B 22 SF7 1B		C CH 82 C CH 82 B CH 83 S CH 82 1-3 ① K		B SL 86 F FF 96 X SL 86 1-1 ① F8	4	1	1	1	1	2	0
5 Freddie Freeman, L (1, 3) OBP: 0.356, SLG: 0.468	C CU 76 S SL 86 F CU 77 F FF 95 S SL 85 0-3 ② K		B FF 93 B CH 88 F FF 96 S SL 86 F FF 95 B SL 85 X FF 95 3-2 17 FC6-4 1-2 2-3 3-H 1B		B SL 92 C SL 83 C CH 86 X FF 94 1-2 E7 1-3 1B		B SL 82 X SL 82 1-0 ② G3-1		C SL 87 B FF 97 C SL 88 F FS 86 H FS 88 2-2 2 G6-3 HBP	4	0	2	1	0	1	0
2 Alex Gonzalez, R (1, 6) OBP: 0.257, SLG: 0.343	X FF 95 0-0 ③ P4		C SL 85 X SI 95 0-1 ① F8		F SI 93 B CH 88 F SI 94 B SL 85 F SL 84 S SI 95 2-3 ① K		X FF 89 0-0 ③ G6-3		C SL 88 X FF 98 0-1 ②③ G6-3 1-2f	5	0	0	0	0	1	6
22 Jason Heyward, L (1, 9) OBP: 0.307, SLG: 0.393		C CU 74 S SI 95 B SL 86 X FF 95 1-2 ① G1-3	C FF 93 S FF 95 S SL 86 0-3 ② K		F FF 96 F CU 78 B FF 96 X SL 84 1-2 ② SF7 3-H			C SL 79 X SL 82 0-1 ① F7		3	0	0	1	0	1	3
17 Jose Constanza, L (1, 7) OBP: 0.398, SLG: 0.463		F FF 93 X CH 86 0-1 ② B1	C CU 76 D SL 86 B FF 96 X FF 95 2-1 ③ FC6-4 1-2f		B CH 85 X FF 95 1-0 ③ F7			X FF 89 0-0 E4 7 1B 24 1B		4	1	0	0	0	0	4
37 Brandon Beachy, R (1, 1) OBP: 0.083, SLG: 0.057 59 Arodys Vizcaíno, R (7, 1) 7 Brooks Conrad, S (8, PH) OBP: 0.340, SLG: 0.429 34 Eric O'Flaherty, L (8, 1) 50 Cristhian Martinez, R (9, 1) OBP: 0.333, SLG: 0.500		C FF 95 S FF 95 C FF 96 0-3 ③ K		B FF 90 C FF 94 F FF 94 S FF 96 1-3 ① K		C FF 88 S FF 89 X FF 89 0-2 ① F8		F FF 88 C CH 81 D SL 81 F SL 81 B SL 80 X CU 74 2-2 24 1B 1-2 1B		3 0 1 0 0	0 0 0 0 0	0 0 1 0 0	0 0 0 0 0	2 0 0 0 0	0 0 0 0 0	0 0 0 0 0
Inning Stats	R: 3 E: 1 K: 2 S: 14 H: 2 LOB: 0 BB: 0 P: 19	R: 0 E: 0 K: 1 S: 8 H: 0 LOB: 0 BB: 0 P: 9	R: 2 E: 1 K: 1 S: 23 H: 2 LOB: 3 BB: 2 P: 39	R: 0 E: 0 K: 1 S: 10 H: 2 LOB: 1 BB: 0 P: 13	R: 1 E: 1 K: 1 S: 12 H: 2 LOB: 1 BB: 0 P: 18	R: 0 E: 0 K: 0 S: 10 H: 0 LOB: 0 BB: 1 P: 17	R: 1 E: 0 K: 1 S: 10 H: 1 LOB: 0 BB: 0 P: 12	R: 1 E: 1 K: 0 S: 14 H: 2 LOB: 2 BB: 0 P: 18	R: 0 E: 0 K: 0 S: 7 H: 0 LOB: 0 BB: 0 P: 10	1B: 8 2B: 1 3B: 0 HR: 2 SF: 1 SAC: 0 DP: 1 HBP: 1						

TOP

Atlanta Braves @ Chicago Cubs

Wrigley Field, Chicago, IL

Thu Aug 25 2011, 1:25 PM - 4:15 PM CDT

Att. 36,136 - Sunny - 72 F

livebaseballscorecards.com

AB	37
R	8
H	11
RBI	8
BB	3
SO	7
LOB	20

PITCHER		IP	WLS	BF	H	R	ER	SO	BB	IBB	HBP	BLK	WP	HR	S	P	ERA	WHIP
22 Matt Garza, R ERA: 3.68	(1, 1)	5.0	L	26	8	6	3	6	2	0	0	0	0	1	67	98	5.40	2.000
43 John Grabow, L ERA: 4.69	(6, 1)	2.0		7	1	1	1	1	1	0	0	0	0	1	20	29	4.50	1.000
40 James Russell, L ERA: 4.18	(8, 1)	1.0		6	2	1	0	0	0	0	0	0	0	0	14	18	0.00	2.000
29 Jeff Samardzija, R ERA: 3.21	(9, 1)	1.0		3	0	0	0	0	0	0	1	0	0	0	7	10	0.00	0.000

PITCHER		IP	WLS	BF	H	R	ER	SO	BB	IBB	HBP	BLK	WP	HR	S	P	ERA	WHIP

Atlanta Braves @ Chicago Cubs

Wrigley Field, Chicago, IL

Thu Aug 25 2011, 1:25 PM - 4:15 PM CDT

Att. 36,136 - Sunny - 72 F

livebaseballscorecards.com

BOTTOM

Batter	1	2	3	4	5	6	7	8	9	AB	R	H	RBI	BB	SO	LOB
13 Starlin Castro, R (1, 6) OBP: 0.333, SLG: 0.426	C FF 92 B CU 73 B CH 80 F FF 91 B FF 93 X FF 92 3-2 15 E 15 S 15 G6-3 1B		B FF 91 X FF 92 1-0 ① G1-3		B CU 73 F FF 95 B FF 94 C CU 74 X SL 85 2-2 ③ P3			B SI 88 X SI 90 1-0 ① G1-3		4	1	1	0	0	0	0
15 Darwin Barney, R (1, 4) OBP: 0.327, SLG: 0.368	B FF 92 B FF 91 C FF 91 B FF 92 F FF 92 F FF 92 X FF 92 3-2 ① G6-3 1-H		C FF 92 X CH 80 0-1 ② G5-3			C FF 93 B SL 84 X SL 84 1-1 ① G6-3		B FF 91 F SI 91 F SL 85 F FF 92 F SL 86 F SL 86 C CH 85 1-3 ② K		4	0	0	1	0	1	0
16 Aramis Ramirez, R (1, 5) OBP: 0.358, SLG: 0.530	C CU 73 T FF 94 B SL 83 F CU 73 B SL 82 X CH 82 2-2 ② F8		S CH 84 F FF 94 B FF 93 S FF 94 1-3 ③ K			B CH 82 C CU 74 F CH 84 X SL 84 1-2 ② G5-3		F SI 92 S SL 86 X SL 86 0-2 2B		4	0	1	0	0	1	0
22 Carlos Pena, L (1, 3) OBP: 0.343, SLG: 0.449	B CU 71 B FF 92 F FF 92 F CU 73 F FF 93 S SL 83 2-3 ③ K			B CH 79 C CH 78 S SL 82 X FF 94 1-2 5 S 1B		B SL 84 B CH 82 X FF 94 2-0 5 1B 1B		C SL 84 C SL 86 C SL 86 0-3 ③ K		4	0	2	0	0	2	1
5 Reed Johnson, R (1, 7) OBP: 0.385, SLG: 0.539		C FF 92 F FF 93 S SL 83 0-3 ① K		C FF 93 B FF 93 F FF 92 B SL 81 B SL 82 F FF 93 F FF 92 S CH 79 3-3 ① K 1-2		B SL 83 X FF 93 1-0 1-3 1B			C SI 89 H SI 90 1-1 24 FC5-4 HBP	3	0	1	0	0	2	1
24 Marlon Byrd, R (1, 8) OBP: 0.335, SLG: 0.422		B SL 82 B SL 81 F FF 94 X SL 84 2-1 HR		X FF 93 0-0 ② P4		S SL 82 X FF 93 0-1 ③ P4			C SI 90 B CH 83 S CH 83 F SI 91 X SL 83 1-2 ① FC5-4 21 FC4-6 1-2f	4	1	1	1	0	0	4
21 Tyler Colvin, L (1, 9) OBP: 0.199, SLG: 0.294		B FF 93 S FF 92 C FF 93 X CU 74 1-2 18 G1-3 3B		B FF 92 D SL 81 F FF 92 F SL 81 S SL 82 2-3 ③ K			C FF 96 B SI 95 F SI 96 B SI 96 B SI 95 X SI 96 3-2 ① F7		F SI 88 X SI 87 0-1 ② FC4-6 1-2f	4	1	1	0	0	1	2
18 Geovany Soto, R (1, 2) OBP: 0.319, SLG: 0.413		B FF 92 C SL 82 B SL 82 B CU 72 X SL 82 3-1 ② G1-3 3-H			C FF 92 B SL 82 T CH 79 F FF 94 C SL 83 1-3 ① K		X SI 97 0-0 ② F9		D SL 82 S CH 82 C SI 90 B SL 84 C CH 83 2-3 ③ K	4	0	0	1	0	2	1
22 Matt Garza, R (1, 1) OBP: 0.082, SLG: 0.063 1 Tony Campana, L (5, PH) OBP: 0.308, SLG: 0.324 43 John Grabow, L (6, 1) 9 Blake DeWitt, L (7, PH) OBP: 0.296, SLG: 0.399 40 James Russell, L (8, 1) OBP: 0.125, SLG: 0.125 29 Jeff Samardzija, R (9, 1)		C FF 90 S FF 92 S FF 92 0-3 ③ K			C FF 94 C SL 82 S SL 82 0-3 ② K		B FF 96 X SI 94 1-0 ③ F9			1 1 0 1 0 0 0	0 0 0 0 0 0 0	0 0 0 0 0 0 0	0 0 0 0 0 0 0	0 0 0 0 0 0 0	1 1 0 0 0 0 0	0 0 0 0 0 0 0
Inning Stats	R: 1 H: 1 E: 0 LOB: 0 K: 1 BB: 0 S: 15 P: 25	R: 2 H: 2 E: 0 LOB: 0 K: 2 BB: 0 S: 13 P: 19	R: 0 H: 0 E: 0 LOB: 0 K: 1 BB: 0 S: 6 P: 8	R: 0 H: 1 E: 0 LOB: 1 K: 2 BB: 0 S: 12 P: 18	R: 0 H: 0 E: 0 LOB: 0 K: 2 BB: 0 S: 10 P: 13	R: 0 H: 2 E: 0 LOB: 2 K: 0 BB: 0 S: 9 P: 14	R: 0 H: 0 E: 0 LOB: 0 K: 0 BB: 0 S: 5 P: 9	R: 0 H: 1 E: 0 LOB: 1 K: 2 BB: 0 S: 13 P: 15	R: 0 H: 0 E: 0 LOB: 1 K: 1 BB: 0 S: 10 P: 14	1B: 4 SF: 0 2B: 1 SAC: 0 3B: 1 DP: 0 HR: 1 HBP: 1					WP: 0 PA: 35 PB: 0 SB: 2 CS: 0	

	AB	34
	R	3
	H	7
	RBI	3
	BB	0
	SO	11
	LOB	9

PITCHER		IP	WLS	BF	H	R	ER	SO	BB	IBB	HBP	BLK	WP	HR	S	P	ERA	WHIP
37 Brandon Beachy, R ERA: 3.31	(1, 1)	6.0	W	24	6	3	2	8	0	0	0	0	0	1	65	97	3.00	1.000
59 Arodys Vizcaíno, R ERA: 1.86	(7, 1)	1.0		3	0	0	0	0	0	0	0	0	0	0	5	9	0.00	0.000
34 Eric O'Flaherty, L ERA: 1.23	(8, 1)	1.0		4	1	0	0	2	0	0	0	0	0	0	13	15	0.00	1.000
50 Cristhian Martinez, R ERA: 3.2	(9, 1)	1.0		4	0	0	0	1	0	0	1	0	0	0	10	14	0.00	0.000

PITCHER	IP	WLS	BF	H	R	ER	SO	BB	IBB	HBP	BLK	WP	HR	S	P	ERA	WHIP

Batter	1	2	3	4	5	6	7	8	9	AB	R	H	RBI	BB	SO	LOB
24 Michael Bourn, L (1, 8) OBP: 0.359, SLG: 0.394	C SI 86 B SI 89 T SL 78 S SI 90 1-3 ① K			F SL 79 C SI 88 S SL 81 0-3 ① K			S SL 81 B CH 80 S SL 80 F CH 80 F FC 83 B CH 80 S SL 81 2-3 ① K		C SL 81 B SL 82 S CH 78 B SL 82 F CH 79 F SL 80 B SI 91 S SI 89 3-3 ③ K	4	0	0	0	0	4	0
14 Martín Prado, R (1, 7) OBP: 0.316, SLG: 0.406	C SI 88 B SI 89 X SL 79 1-1 ② F9			C CH 80 S CH 81 B SI 90 X SI 89 1-2 ② G4-3			B SL 80 C SI 89 B CH 80 B SI 89 X SI 89 3-1 ② L6			3	0	0	0	0	0	0
10 Chipper Jones, S (1, 5) OBP: 0.349, SLG: 0.468	C SI 88 X SL 79 0-1 ③ G5-3			B CH 81 C CH 80 F SL 80 B SI 90 S CH 81 2-3 ③ K			F SI 90 S CH 81 B CH 81 B CH 80 B CH 80 S CH 80 3-3 ③ K			3	0	0	0	0	2	0
26 Dan Uggla, R (1, 4) OBP: 0.302, SLG: 0.455		B SI 87 C CH 76 F CH 79 C SI 89 1-3 ① K			B SL 79 S CH 78 B CH 79 X CH 80 2-1 5 G4-6-3 1B			B CH 80 S SI 88 C CH 81 B CH 81 F SI 90 F CH 80 C SI 90 2-3 ① K		3	0	1	0	0	2	0
5 Freddie Freeman, L (1, 3) OBP: 0.354, SLG: 0.465		C SI 89 B SL 80 F SI 89 B SL 79 S CH 80 2-3 ② K			D SL 80 C SI 89 1 SAFE S CH 79 X CH 80 1-2 ①② G4-6-3 1-2f			F CH 80 B SL 81 S CH 79 X CH 81 1-2 ② G4-3		3	0	0	0	0	1	1
8 David Ross, R (1, 2) OBP: 0.336, SLG: 0.423		F CH 79 B CH 80 F SI 86 S CH 82 1-3 ③ K			C CH 81 C FC 86 S CH 82 0-3 ③ K			B SL 80 S CH 79 X CH 81 1-1 2B		3	0	1	0	0	2	0
2 Alex Gonzalez, R (1, 6) OBP: 0.255, SLG: 0.341			B C SI 87 X SL 78 1-1 ① G3-1			C SI 88 S CH 79 F CH 78 B SI 88 X CH 80 1-2 ① F8		B SI 92 X CH 79 1-0 ③ P3		3	0	0	0	0	0	1
17 Jose Constanza, L (1, 9) OBP: 0.385, SLG: 0.447			C SI 88 B SL 80 B X 2-1 ② L7			C SI 90 B CH 78 S CH 80 B CH 80 B SI 90 C SI 89 3-3 ② K			C SI 88 B CH 78 B SI 89 F SI 89 X CH 77 2-2 ① G4-3	3	0	0	0	0	1	0
15 Tim Hudson, R (1, 1) OBP: 0.200, SLG: 0.214 52 George Sherrill, L (7, 1) 19 Scott Linebrink, R (7, 1) 39 Jonny Venters, L (8, 1) 7 Brooks Conrad, S (9, PH) OBP: 0.336, SLG: 0.424			X 0-0 ③ F9			B SI 90 B SI 89 B SI 88 C SI 88 X SI 89 3-1 ③ G6-3			B CH 77 B SI 88 B SI 86 C SI 87 F SI 88 C SI 89 3-3 ② K	2 0 0 0 1	0 0 0 0 0	0 0 0 0 0	0 0 0 0 0	0 0 0 0 0	0 0 0 0 1	0 0 0 0 0
Inning Stats	R: 0 E: 0 K: 1 S: 7 H: 0 LOB: 0 BB: 0 P: 9	R: 0 E: 0 K: 3 S: 9 H: 0 LOB: 0 BB: 0 P: 13	R: 0 E: 0 K: 0 S: 5 H: 0 LOB: 0 BB: 0 P: 8	R: 0 E: 0 K: 2 S: 9 H: 0 LOB: 0 BB: 0 P: 12	R: 0 E: 0 K: 1 S: 8 H: 1 LOB: 0 BB: 0 P: 11	R: 0 E: 0 K: 1 S: 9 H: 0 LOB: 0 BB: 0 P: 16	R: 0 E: 0 K: 2 S: 10 H: 0 LOB: 0 BB: 0 P: 18	R: 0 E: 0 K: 1 S: 11 H: 1 LOB: 1 BB: 0 P: 16	R: 0 E: 0 K: 2 S: 11 H: 0 LOB: 0 BB: 0 P: 19	1B: 1 2B: 1 3B: 0 HR: 0 SF: 0 SAC: 0 DP: 1 HBP: 0						

PITCHER	IP	WLS	BF	H	R	ER	SO	BB	IBB	HBP	BLK	WP	HR	S	P	ERA	WHIP
38 Chris Capuano, L (1, 1) ERA: 4.43	9.0	W	28	2	0	0	13	0	0	0	0	0	0	79	122	0.00	0.222

PITCHER	IP	WLS	BF	H	R	ER	SO	BB	IBB	HBP	BLK	WP	HR	S	P	ERA	WHIP

TOP

Atlanta Braves @ New York Mets

Citi Field, Flushing, NY

Fri Aug 26 2011, 7:12 PM - 9:46 PM EDT

Att. 22,736 - Partly Cloudy - 78 F

livebaseballscorecards.com

AB	28
R	0
H	2
RBI	0
BB	0
SO	13
LOB	2

1B: 1 SF: 0
2B: 1 SAC: 0
3B: 0 DP: 1
HR: 0 HBP: 0

WP: 0 PA: 28
PB: 0
SB: 0
CS: 0

Atlanta Braves @ New York Mets

Citi Field, Flushing, NY

Fri Aug 26 2011, 7:12 PM - 9:46 PM EDT

Att. 22,736 - Partly Cloudy - 78 F

BOTTOM

livebaseballscorecards.com

Batter	1	2	3	4	5	6	7	8	9	AB	R	H	RBI	BB	SO	LOB
16 Ángel Pagán, S (1, 8) OBP: 0.327, SLG: 0.391	C FS 78 B FF 90 B SI 90 S F CU 77 C SI 91 2-3 K ①	X CU 77 0-0 F8 ③			B SI 90 B SI 90 C SI 90 F FC 88 F FC 87 B SI 91 X SI 92 3-2 1B ①	F SI 90 B FS 81 X CU 76 1-1 1B		X SI 95 0-0 11 G4-3 21 2B 2B		5	1	3	0	0	1	1
11 Rubén Tejada, R (1, 6) OBP: 0.370, SLG: 0.332	B X SI 91 1-0 6 BB 2B		C FF 90 X CU 75 0-1 5 G6-4-3 1B		C SI 91 F FC 86 B FC 88 B FC 87 B SI 92 X FC 88 3-2 6 1B 21 HBP 1B	1 SAFE C FC 82 1 SAFE X FC 84 0-1 L9 ③		X SI 96 0-0 G4-3 ① 2-3		5	1	3	0	0	0	2
5 David Wright, R (1, 5) OBP: 0.346, SLG: 0.436	B CU 77 B SI 91 B SI 91 B SI 91 4-0 6 BB BB		X SI 92 0-0 G6-4-3 ①② 1-2f		1 SAFE F SI 91 B SI 91 F SI 91 C FC 86 1-3 K ②		B CU 76 B CU 76 F FC 84 B SI 91 F SI 90 F FC 85 C CU 76 3-3 K ①	I IN 79 I IN 80 I IN 81 I IN 81 4-0 21 2B IBB		3	1	0	0	2	2	2
21 Lucas Duda, L (1, 9) OBP: 0.357, SLG: 0.486	X FC 85 0-0 P5 ②		C FC 89 B FC 83 B FS 84 F FS 81 X SI 91 2-2 1B		C SI 91 B FS 82 1 SAFE F SI 90 H CU 78 2-2 6 1B 30 1B 1-2 HBP		B FS 80 C CU 76 B CU 76 X SI 91 2-1 6 BB 2 2B 1B	S SL 86 B SL 86 X SI 95 1-1 1-H 3-H 2B		4	2	3	2	0	0	2
6 Nick Evans, R (1, 3) OBP: 0.400, SLG: 0.519	B SI 90 S FC 82 B FC 83 S SI 90 B SI 90 B FC 85 4-2 30 FC4-6 1-2 2-3 BB		F SI 90 X SI 89 0-1 G1-3 ③		C FC 86 2 SAFE X SI 91 0-1 30 1B 1-2 2-H 1B		F SI 91 B CU 76 1 SAFE B FF 89 F FC 84 B SI 90 F CU 78 B SI 91 4-2 2 2B 1-2 BB	B SL 87 B SI 95 F SI 94 F SI 96 B SL 88 S SL 88 3-3 K ②		3	1	1	1	2	1	2
30 Josh Thole, L (1, 2) OBP: 0.349, SLG: 0.347	B SI 90 X SI 91 1-0 FC4-6 ③ 1-2f			C SI 90 B FS 83 B FS 80 B SI 90 F FF 89 X SI 91 3-2 G3-1 ①	B FS 83 X FC 86 1-0 1-2 2-H 1B		B FF 87 X FF 87 1-0 F7 ② 1-2	B SI 97 C SI 96 B SI 96 S SI 96 S SI 96 2-3 K ③		5	0	1	1	0	1	6
2 Justin Turner, R (1, 4) OBP: 0.323, SLG: 0.356		B SI 89 F FC 84 X SI 90 1-1 L9 ①		C SI 91 F SI 91 F FS 84 B SI 91 X FC 87 1-2 G6-3 ② C SI 90 B FC 85 F FC 86 C FC 88 1-3 K ③			X SI 92 0-0 1-H 2-H 2B			4	0	1	2	0	1	2
20 Jason Pridie, L (1, 7) OBP: 0.309, SLG: 0.341		L SI 90 X SI 90 0-1 38 SH1-4 1B		B FF 90 X FC 87 1-0 1B		C FS 83 B FS 76 X FS 78 1-1 G1-3 ① I IN 84 I IN 82 I IN 81 I IN 82 4-0 IBB				3	0	2	0	1	0	0
38 Chris Capuano, L (1, 1) OBP: 0.089, SLG: 0.133		B SI 90 1 SAFE B FS 83 X FF 89 2-0 SH1-4 ② 1-2		B SI 90 B SI 91 B SI 91 C SI 90 S FF 90 X FF 91 3-2 F9 ③		C FS 85 X SI 88 0-1 L8 ② C SI 92 S SI 93 B FF 93 F FF 94 F FF 92 B SL 80 S FF 92 2-3 K ③				3	0	0	0	0	1	3
Inning Stats	R: 0 E: 0 K: 1 S: 9 H: 1 LOB: 3 BB: 2 P: 21	R: 0 E: 0 K: 0 S: 6 H: 1 LOB: 1 BB: 0 P: 9	R: 0 E: 0 K: 0 S: 8 H: 2 LOB: 1 BB: 0 P: 10	R: 0 E: 0 K: 0 S: 11 H: 1 LOB: 1 BB: 0 P: 19	R: 2 E: 0 K: 2 S: 18 H: 4 LOB: 2 BB: 0 P: 29	R: 0 E: 0 K: 0 S: 8 H: 1 LOB: 1 BB: 0 P: 10	R: 2 E: 0 K: 2 S: 16 H: 2 LOB: 2 BB: 2 P: 32	R: 2 E: 0 K: 2 S: 10 H: 2 LOB: 1 BB: 1 P: 20		1B: 10 2B: 4 3B: 0 HR: 0 SF: 0 SAC: 1 DP: 1 HBP: 1				WP: 0 PB: 0 SB: 0 CS: 0 PA: 42		

	AB	35
	R	6
	H	14
	RBI	6
	BB	5
	SO	7
	LOB	20

PITCHER		IP	WLS	BF	H	R	ER	SO	BB	IBB	HBP	BLK	WP	HR	S	P	ERA	WHIP
15 Tim Hudson, R ERA: 3.1	(1, 1)	6.1	L	32	11	4	4	4	3	0	1	0	0	0	69	116	5.68	2.211
52 George Sherrill, L ERA: 3.0	(7, 1)	0.1		1	0	0	0	0	0	0	0	0	0	0	1	2	0.00	0.000
19 Scott Linebrink, R ERA: 3.52	(7, 1)	0.1		3	1	0	0	1	0	1	0	0	0	0	6	12	0.00	3.000
39 Jonny Venters, L ERA: 1.33	(8, 1)	1.0		6	2	2	2	2	0	1	0	0	0	0	10	20	18.00	2.000

PITCHER		IP	WLS	BF	H	R	ER	SO	BB	IBB	HBP	BLK	WP	HR	S	P	ERA	WHIP

Batter	1	2	3	4	5	6	7	8	9	AB	R	H	RBI	BB	SO	LOB
20 Ian Desmond, R (1, 6) OBP: 0.288, SLG: 0.334	C B SL 75 C SL 76 X FF 89 1-2 ① G4-3		F FF 89 X CH 82 0-1 ① G5-3		B FF 90 S FF 90 F FF 89 F FF 91 X CH 84 1-2 11 HR 2-3 1B		F SI 90 S SI 92 B CH 86 S CH 84 1-3 ① K	C SL 82 B SL 83 F SI 96 F SL 82 S SL 82 1-3 ③ K		5	1	1	0	0	2	1
24 Rick Ankiel, L (1, 8) OBP: 0.295, SLG: 0.351	C SL 76 C CH 84 F FF 88 X SL 76 0-2 ② F8		C FF 88 F SL 77 B FC 88 B FF 88 X CH 83 2-2 ② G6-3		1 SAFE S FF 90 F FF 90 X FF 89 0-2 ① P4		C SI 91 B SL 81 X SL 81 1-1 ② F9		F FF 96 F FF 96 B FF 96 S KC 87 1-3 ① K	5	0	0	0	0	1	2
11 Ryan Zimmerman, R (1, 5) OBP: 0.365, SLG: 0.476	B FF 89 B FF 89 X CH 84 2-0 ③ G6-3		C CH 84 F FF 90 B FF 89 F FF 90 X SL 79 1-2 E2 38 2B 1B		1 SAFE C FF 89 B CH 85 B CH 82 F CH 84 1 SAFE X FC 90 2-2 1-H 3-H HR		C FF 91 B SI 91 X SL 81 1-1 38 1B 2B		C FF 96 B FF 95 S KC 86 F FF 96 B FF 97 S KC 87 2-3 ② K	5	3	3	3	0	1	0
38 Michael Morse, R (1, 7) OBP: 0.374, SLG: 0.555		B SL 75 B CH 83 X SL 78 2-0 HR	S FF 92 D SL 79 B FC 88 B FF 91 X CH 86 3-1 2-H 2B		S FF 91 S FF 90 C FF 90 0-3 ② K		B FF 92 X SI 91 1-0 2-H 19 HR 1B		B FF 96 S FF 96 S FF 98 X FF 97 1-2 ③ G1-3	5	2	3	3	0	1	0
19 Laynce Nix, L (1, 9) OBP: 0.304, SLG: 0.474		B FF 88 B FF 87 C FF 87 X SL 77 2-1 8 G3 2B	C FF 90 X CH 83 0-1 ③ G1-3		B CH 84 S CH 84 X SI 88 1-1 ③ F8		X SI 89 0-0 1-H HR			4	1	2	2	0	0	1
8 Danny Espinosa, S (1, 4) OBP: 0.316, SLG: 0.414		C FF 88 X CH 83 0-1 ① G3 2-3		B SL 79 C FF 87 B FC 88 B FF 87 B FF 87 4-1 14 F8-4-6 BB		F FF 87 B FC 88 X SL 78 1-1 HR	F CH 83 F CH 84 F CH 85 F SI 91 S CH 85 0-3 ③ K			3	1	1	1	1	1	1
14 Chris Marrero, R (1, 3) OBP: 0.417, SLG: 0.364		B CH 84 B SL 78 C CH 84 B SL 80 B FF 89 4-1 BB		C FF 89 B FC 88 1 SAFE F FC 89 X SL 79 1-2 ① ② F8-4-6 1-1		C FF 89 B FC 88 F FF 88 F FF 89 X SL 78 1-2 ① F7		B SI 96 S SL 80 B SI 96 C FF 96 F SL 83 B SL 83 F SI 97 F SI 97 X SI 97 3-2 1B		3	0	1	0	1	0	1
26 Jesus Flores, R (1, 2) OBP: 0.266, SLG: 0.333		C FF 89 F CH 84 T SL 78 0-2 ② K	S FF 89 C FF 89 B SL 78 S CH 84 1-3 ③ K		C CH 83 X FF 89 0-1 ② G5-3		F SI 96 S SL 84 F SL 84 F SI 96 B SL 83 F SL 82 C SL 82 1-3 ① K		4	0	0	0	0	3	3
61 Livan Hernandez, R (1, 1) OBP: 0.227, SLG: 0.250 30 Jonny Gomes, R (8, PH) OBP: 0.326, SLG: 0.400 32 Tom Gorzelanny, R (8, 1) OBP: 0.172, SLG: 0.111		B FF 90 F CH 83 X SL 80 1-1 ③ G1-3		F CH 82 B FF 86 X SL 77 1-1 20 1B 11 HR 2B	B FF 89 F CH 84 B FF 89 S FF 86 X FF 90 2-2 ③ F9		C SL 80 B SI 96 B SL 81 S SL 82 F SI 96 S SL 84 2-3 ② K		3 1 0	1 0 0	1 0 0	0 0 0	0 0 0	0 1 0	2 1 0
Inning Stats	R: 0 E: 0 K: 0 S: 8 H: 0 LOB: 0 BB: 0 P: 11	R: 1 E: 0 K: 1 S: 11 H: 2 LOB: 2 BB: 1 P: 20	R: 1 E: 1 K: 0 S: 13 H: 2 LOB: 1 BB: 0 P: 19	R: 0 E: 0 K: 1 S: 7 H: 0 LOB: 0 BB: 1 P: 13	R: 3 E: 0 K: 1 S: 17 H: 3 LOB: 0 BB: 0 P: 22	R: 1 E: 0 K: 0 S: 11 H: 1 LOB: 0 BB: 0 P: 15	R: 3 E: 0 K: 2 S: 14 H: 3 LOB: 0 BB: 0 P: 18	R: 0 E: 0 K: 3 S: 20 H: 1 LOB: 1 BB: 0 P: 27	R: 0 E: 0 K: 2 S: 10 H: 0 LOB: 0 BB: 0 P: 14	1B: 4 2B: 5 3B: 0 HR: 4 SF: 0 SAC: 0 DP: 1 HBP: 0						

PITCHER		IP	WLS	BF	H	R	ER	SO	BB	IBB	HBP	BLK	WP	HR	S	P	ERA	WHIP
49 Jair Jurrjens, R ERA: 2.96	(1, 1)	6.0	L	27	8	6	6	3	2	0	0	0	0	3	67	100	9.00	1.667
50 Cristhian Martinez, R ERA: 3.6	(7, 1)	1.0		6	3	3	3	2	0	0	0	0	0	1	14	18	27.00	3.000
59 Arodys Vizcaíno, R ERA: 1.69	(8, 1)	1.0		4	1	0	0	3	0	0	0	0	0	0	20	27	0.00	1.000
46 Craig Kimbrel, R ERA: 1.67	(9, 1)	1.0		3	0	0	0	2	0	0	0	0	0	0	10	14	0.00	0.000

PITCHER	IP	WLS	BF	H	R	ER	SO	BB	IBB	HBP	BLK	WP	HR	S	P	ERA	WHIP

TOP

Washington Nationals @ Atlanta Braves

Turner Field, Atlanta, GA

Tue Aug 30 2011, 7:12 PM - 9:55 PM EDT
Att. 16,674 - Partly Cloudy - 86 F

livebaseballscorecards.com

AB	38
R	9
H	12
RBI	9
BB	2
SO	10
LOB	12

Batter	1	2	3	4	5	6	7	8	9	AB	R	H	RBI	BB	SO	LOB
24 Michael Bourn, L (1, 8) OBP: 0.358, SLG: 0.393	B FF 81 X SI 81 1-0 14 G1-6-3 1B	C FF 83 S SI 83 B CH 80 X CU 68 1-2 ① G3	C SI 84 X SL 81 0-1 ② G1-3	X SI 83 0-0 ③ G1-3				4	0	1	0	0	0	1
14 Martín Prado, R (1, 7) OBP: 0.314, SLG: 0.402	C FF 83 ① F SL 80 ② X SL 79 0-2 G1-6-3 1-2f	B SI 84 B SI 84 C SI 85 X SL 80 2-1 ② G4-3	B FF 86 C SI 85 B SI 80 X SL 82 2-1 ③ G4-3			B SI 88 F SI 90 F CH 82 F SL 77 B SI 91 B CH 83 X SI 90 3-2 ① G5-3			4	0	0	0	0	0	1
16 Brian McCann, L (1, 2) OBP: 0.362, SLG: 0.507	B SI 83 B CH 78 F SI 83 F SI 83 B FF 85 X CU 68 3-2 ③ F9	B SI 83 F CH 79 B CU 68 B SI 83 F SI 84 X SI 83 3-2 ③ F7				B SI 82 B SI 82 X SL 78 2-0 ① G4-3		B SI 90 S SI 90 B SL 81 F FF 89 S SL 82 2-3 ② K		4	0	0	0	0	1	0
26 Dan Uggla, R (1, 4) OBP: 0.304, SLG: 0.455		B SL 80 B SI 85 B SL 74 C SI 84 C CU 67 B CH 76 4-2 5 1B 10 BB 22 SF8 BB	B SI 84 B SL 80 F SI 86 S CU 64 X CU 70 2-2 10 G3-6-3 1B			C CU 68 C SI 86 B SL 81 S SL 81 1-3 ② K		F SI 91 X CH 84 0-1 ③ F7		3	1	1	0	1	1	0
10 Chipper Jones, S (1, 5) OBP: 0.348, SLG: 0.464		B SI 84 B SI 84 B CH 79 B SI 83 4-0 22 SF8 5 1B 1-2 BB	F SI 83 B SI 83 B SI 83 S CH 79 B FF 86 1 SAFE X CH 80 3-2 ① G3-6-3 1-2			B FF 85 F SI 83 F SI 85 B FF 86 X SI 85 2-2 ③ G4-3			S SI 90 F SI 89 X SI 90 0-2 ① L6		3	0	0	0	1	0	1
5 Freddie Freeman, L (1, 3) OBP: 0.353, SLG: 0.463		C SI 85 2 SAFE X SI 81 0-1 1-2 2-3 1B	F SL 81 B CH 79 B CH 80 X CH 80 2-1 ② F9				B FF 80 B SI 84 S CH 79 X SL 81 2-1 ① F7		F FF 90 F SL 78 F SL 83 F SI 90 B SL 79 B FF 92 S SI 91 2-3 ② K	4	0	1	0	0	1	1
2 Alex Gonzalez, R (1, 6) OBP: 0.257, SLG: 0.343		B SI 86 D SL 81 F SI 86 X CU 67 2-1 ① P3	B SI 86 F SL 80 B SI 86 B SI 86 S CU 69 B SI 87 4-2 BB				X SI 83 0-0 22 1B 2B		X SI 91 0-0 ③ P3	3	1	1	0	1	0	3
22 Jason Heyward, L (1, 9) OBP: 0.307, SLG: 0.394		F SL 81 F SL 81 X CU 69 0-2 ② SF8 2-3 3-H	C SI 85 2 SAFE F SI 85 F CU 65 X SI 86 0-2 ③ P5				B SL 81 B SL 81 C FF 84 X SL 81 2-1 20 FC4-6 2-H 1B			2	0	1	2	0	0	2
49 Jair Jurrjens, R (1, 1) OBP: 0.125, SLG: 0.106 50 Cristhian Martinez, R (7, 1) OBP: 0.333, SLG: 0.500 20 Eric Hinske, L (7, PH) OBP: 0.319, SLG: 0.432 59 Arodys Vizcaíno, R (8, 1) 46 Craig Kimbrel, R (9, 1)		B FF 86 F SL 77 S SL 78 X CU 68 1-2 ③ G5-3			C FF 82 X SL 76 0-1 ① L4		B CH 77 X SI 84 1-0 ② FC4-6 1-2f			2 0 1 0 0	0 0 0 0 0	0 0 0 0 0	0 0 0 0 0	0 0 0 0 0	0 0 0 0 0	2 0 1 0 0
Inning Stats	R: 0 E: 0 K: 0 S: 7 H: 1 LOB: 0 BB: 0 P: 11	R: 1 E: 0 K: 0 S: 12 H: 1 LOB: 2 BB: 2 P: 23	R: 0 E: 0 K: 0 S: 8 H: 0 LOB: 0 BB: 0 P: 14	R: 0 E: 0 K: 0 S: 14 H: 1 LOB: 2 BB: 1 P: 25	R: 0 E: 0 K: 0 S: 6 H: 0 LOB: 0 BB: 0 P: 8	R: 0 E: 0 K: 1 S: 7 H: 0 LOB: 0 BB: 0 P: 12	R: 1 E: 0 K: 0 S: 7 H: 2 LOB: 1 BB: 0 P: 12	R: 0 E: 0 K: 1 S: 9 H: 0 LOB: 0 BB: 0 P: 14	R: 0 E: 0 K: 1 S: 9 H: 0 LOB: 0 BB: 0 P: 11	1B: 4 2B: 1 3B: 0 HR: 0 SF: 1 SAC: 0 DP: 1 HBP: 0						

PITCHER	IP	WLS	BF	H	R	ER	SO	BB	IBB	HBP	BLK	WP	HR	S	P	ERA	WHIP
61 Livan Hernandez, R (1, 1) ERA: 4.29	7.0	W	28	5	2	2	1	3	0	0	0	0	0	61	105	2.57	1.143
32 Tom Gorzelanny, L (8, 1) ERA: 4.28	2.0		6	0	0	0	2	0	0	0	0	0	0	18	25	0.00	0.000

PITCHER	IP	WLS	BF	H	R	ER	SO	BB	IBB	HBP	BLK	WP	HR	S	P	ERA	WHIP

BOTTOM

Washington Nationals @ Atlanta Braves

Turner Field, Atlanta, GA

Tue Aug 30 2011, 7:12 PM - 9:55 PM EDT

Att. 16,674 - Partly Cloudy - 86 F

livebaseballscorecards.com

AB	30
R	2
H	5
RBI	2
BB	3
SO	3
LOB	12

1B: 4	SF: 1	WP: 0	PA: 34
2B: 1	SAC: 0	PB: 0	
3B: 0	DP: 1	SB: 0	
HR: 0	HBP: 0	CS: 0	

Washington Nationals @ Atlanta Braves

Turner Field, Atlanta, GA

Wed Aug 31 2011, 7:11 PM - 9:22 PM EDT

Att. 20,687 - Partly Cloudy - 88 F

TOP

livebaseballscorecards.com

Batter	1	2	3	4	5	6	7	8	9	AB	R	H	RBI	BB	SO	LOB
20 Ian Desmond, R (1, 6) OBP: 0.290, SLG: 0.335	B SI 88 C SI 89 B SI 89 S SL 81 X SL 82 2-2 28 CS 1B		X SL 81 0-0 1-2 1B			B FC 85 B SI 88 C SI 88 B SI 88 C SI 89 X SI 88 3-2 ① G6-3		B SI 97 B SI 96 S SI 96 B SI 97 F SI 95 X SI 96 3-2 ③ G4-3		4	0	2	0	0	0	0
28 Jayson Werth, R (1, 8) OBP: 0.329, SLG: 0.386	1 SAFE C SI 89 B SI 89 B SI 90 B SI 89 C SI 90 B SI 90 4-2 ① 1-2 BB		C SI 88 B SI 88 B FC 86 F SL 81 C FC 86 2-3 ② K			C SL 82 C FC 86 B SI 90 B FC 87 C SI 89 2-3 ② K			C FF 97 F KC 88 B FF 98 C FF 98 1-3 ① K	3	0	0	0	1	3	2
11 Ryan Zimmerman, R (1, 5) OBP: 0.361, SLG: 0.470	C SI 89 1 SAFE B SI 89 F CH 84 X FC 87 1-2 ② F8		C SL 81 B FC 86 X SI 89 1-1 ③ G5-3			C SI 90 F SI 88 C SI 87 1-3 ③ K			B FF 98 F FF 97 X FF 97 1-1 ② F9	4	0	0	0	0	1	3
38 Michael Morse, R (1, 7) OBP: 0.373, SLG: 0.559	B SL 82 B FC 87 X SI 89 2-0 ③ G5-3			B FC 86 C SL 80 F FC 85 F SL 80 B SI 90 B FC 86 X FC 84 3-2 ① F9			X SI 88 0-0 HR		B FF 98 F FF 97 S KC 89 B KC 90 S FF 100 2-3 ③ K	4	1	1	1	0	1	1
19 Laynce Nix, L (1, 9) OBP: 0.302, SLG: 0.470 30 Jonny Gomes, R (7, PH) OBP: 0.326, SLG: 0.399 (7, 9)		B SI 88 C CH 83 B SI 89 B CH 84 X SL 82 3-1 ① F8		X SI 90 0-0 ② G4-3			C SL 84 B SL 87 B SL 87 F SI 92 F SI 93 B SI 93 F SI 93 F SI 93 F SI 93 3-3 S SI 93 K			2 1	0 0	0 0	0 0	0 0	0 1	0 0
8 Danny Espinosa, S (1, 4) OBP: 0.315, SLG: 0.411		C SI 89 F SI 87 F CH 84 B SL 81 B CH 84 B SI 90 S SL 82 3-3 ② K		B SI 87 C SL 80 X SI 89 1-1 ③ G6-3			X SL 85 0-0 ② L6			3	0	0	0	0	1	0
14 Chris Marrero, R (1, 3) OBP: 0.333, SLG: 0.286		C SI 90 B CH 85 X SL 83 1-1 ③ G6-3			B SI 89 B FC 86 C SI 89 S SL 80 C SI 89 2-3 ① K		C SI 92 B SI 92 X SI 93 1-1 ③ G4-3			3	0	0	0	0	1	0
26 Jesus Flores, R (1, 2) OBP: 0.269, SLG: 0.323			C SI 88 B SI 89 B SI 88 S SI 89 B SI 89 F SI 89 B SI 89 4-2 20 1B BB		S CH 83 X CH 84 0-1 ② G6-3			X SI 96 0-0 ① G5-3		2	0	0	0	1	0	0
31 John Lannan, L (1, 1) OBP: 0.145, SLG: 0.154 43 Brian Bixler, R (8, PH) OBP: 0.280, SLG: 0.280 63 Henry Alberto Rodriguez, R (8)			L SI 88 L SL 80 L SL 81 0-3 ① K		B SI 89 C SI 88 X CH 83 1-1 ③ G4-3			C SI 96 X SI 96 0-1 ② G6-3		2 1 0	0 0 0	0 0 0	0 0 0	0 0 0	1 0 0	1 0 0
Inning Stats	R: 0 E: 0 K: 0 S: 9 H: 1 LOB: 1 BB: 1 P: 18	R: 0 E: 0 K: 1 S: 8 H: 0 LOB: 0 BB: 0 P: 15	R: 0 E: 0 K: 2 S: 12 H: 1 LOB: 2 BB: 1 P: 19	R: 0 E: 0 K: 0 S: 7 H: 0 LOB: 0 BB: 0 P: 11	R: 0 E: 0 K: 1 S: 7 H: 0 LOB: 0 BB: 0 P: 10	R: 0 E: 0 K: 2 S: 9 H: 0 LOB: 0 BB: 0 P: 15	R: 1 E: 0 K: 1 S: 11 H: 1 LOB: 0 BB: 0 P: 15	R: 0 E: 0 K: 0 S: 6 H: 0 LOB: 0 BB: 0 P: 9	R: 0 E: 0 K: 2 S: 8 H: 0 LOB: 0 BB: 0 P: 12	1B: 2 2B: 0 3B: 0 HR: 1	SF: 0 SAC: 0 DP: 0 HBP: 0					

	AB	29
	R	1
	H	3
	RBI	1
	BB	2
	SO	9
	LOB	7

WP: 0 PB: 0 SB: 0 CS: 1 PA: 31

PITCHER		IP	WLS	BF	H	R	ER	SO	BB	IBB	HBP	BLK	WP	HR	S	P	ERA	WHIP
32 Derek Lowe, R ERA: 4.52	(1, 1)	6.0	W	22	3	1	1	6	2	0	0	0	0	1	53	89	1.50	0.833
34 Eric O'Flaherty, L ERA: 1.21	(7, 1)	1.0	H	3	0	0	0	1	0	0	0	0	0	0	10	14	0.00	0.000
39 Jonny Venters, L ERA: 1.31	(8, 1)	1.0	H	3	0	0	0	0	0	0	0	0	0	0	6	9	0.00	0.000
46 Craig Kimbrel, R ERA: 1.64	(9, 1)	1.0	S	3	0	0	0	2	0	0	0	0	0	0	8	12	0.00	0.000

PITCHER	IP	WLS	BF	H	R	ER	SO	BB	IBB	HBP	BLK	WP	HR	S	P	ERA	WHIP

Washington Nationals @ Atlanta Braves

Tue Wed Aug 31 2011, 7:11 PM - 9:22 PM EDT
Turner Field, Atlanta, GA
Att. 20,687 - Partly Cloudy - 88 F

livebaseballscorecards.com

Batter	1	2	3	4	5	6	7	8	9	AB	R	H	RBI	BB	SO	LOB
24 Michael Bourn, L (1, 8) OBP: 0.356, SLG: 0.390	B FF 89 B FF 90 B SI 88 C FF 87 X FF 89 3-1 ① F8		C SI 89 S CU 73 S CU 73 0-3 ① K		C SI 88 F SI 89 B CH 86 B CH 86 F SI 90 C CU 74 2-3 ① K		X SI 88 0-0 ② G4-3			4	0	0	0	0	2	0
14 Martín Prado, R (1, 7) OBP: 0.313, SLG: 0.399	C SI 91 C SI 90 S SL 81 0-3 ② K		B SI 90 B SI 90 B CH 85 B FF 90 4-0 16 G1-3 16 PB 26 1B BB		B SI 87 F SI 89 X SI 90 1-1 ② G4-3		C CU 73 B FF 90 X CH 85 1-1 ③ G6-3			3	1	0	0	1	1	0
16 Brian McCann, L (1, 2) OBP: 0.358, SLG: 0.501	B SI 92 B SL 80 C SL 81 X FF 90 2-1 ③ G4-3		C SL 79 B FF 91 C SL 78 X SI 91 1-2 ② G1-3 1-3		F FF 90 C CU 76 S SI 90 0-3 ③ K			B SI 99 S CH 92 X CH 93 1-1 ① P5		4	0	0	0	0	1	1
26 Dan Uggla, R (1, 4) OBP: 0.303, SLG: 0.453		B SI 89 X SI 89 1-0 ① G6-3	B SL 80 B SI 90 B SI 90 X SI 91 3-0 10 E 1B 3-H			B SI 88 B SI 91 X SI 90 2-0 ① F9		S FF 98 B FF 98 X FF 100 1-1 ② G6-3		4	0	1	1	0	0	0
10 Chipper Jones, S (1, 5) OBP: 0.347, SLG: 0.470		B SI 89 X CH 85 1-0 HR	C SI 91 S CU 75 X CU 75 0-2 E1 23 FC6-4 1-2			X SI 91 0-0 ② G3		B SI 99 C SI 99 C FF 99 B SL 86 B SI 95 S SI 101 3-3 ③ K		4	1	1	1	0	1	1
23 Matt Diaz, R (1, 9) OBP: 0.308, SLG: 0.329 22 Jason Heyward, L (6, PR) OBP: 0.307, SLG: 0.394 (7, 9)		B SI 90 F SI 89 X SL 81 1-1 5 1B 1B	X SL 80 0-0 ③ FC6-4 1-2f			C SI 88 S SL 81 X SL 81 0-2 5 1B 1B				3	0	2	0	0	0	2
										0	0	0	0	0	0	0
5 Freddie Freeman, L (1, 3) OBP: 0.355, SLG: 0.464		B SL 80 F SI 89 B CU 78 F SI 89 X SL 78 2-2 ② 2 FC4 1B 1-2		F SI 89 S SI 89 S SI 90 0-3 ① K		D SL 83 B CU 74 1 SAFE X FF 89 2-0 1B 1-2				3	0	2	0	0	1	0
2 Alex Gonzalez, R (1, 6) OBP: 0.256, SLG: 0.341		F SI 90 X SI 90 0-1 ③ FC4 1-2f		B SI 90 F SI 91 F SI 91 X FF 90 1-2 ② G6-3		X SI 90 0-0 ③ F9				3	0	0	0	0	0	3
32 Derek Lowe, R (1, 1) OBP: 0.260, SLG: 0.348 34 Eric O'Flaherty, L (7, 1) 17 Jose Constanza, L (7, PH) OBP: 0.380, SLG: 0.442 39 Jonny Venters, L (8, 1) 46 Craig Kimbrel, R (9, 1)			B SI 87 B SI 87 B SI 87 C FF 86 C FF 87 F SI 87 F FF 88 X FF 88 3-2 HR	C SI 88 F CU 73 B CU 75 C SI 90 1-3 ③ K			C CU 72 B SI 89 X SI 88 1-1 ① G4-3			2	1	1	1	0	1	0
										0	0	0	0	0	0	0
										1	0	0	0	0	0	0
										0	0	0	0	0	0	0
										0	0	0	0	0	0	0
Inning Stats	R: 0 E: 0 K: 1 S: 7 H: 0 LOB: 0 BB: 0 P: 12	R: 1 E: 0 K: 0 S: 9 H: 3 LOB: 1 BB: 0 P: 14	R: 2 E: 1 K: 1 S: 16 H: 2 LOB: 2 BB: 1 P: 27	R: 0 E: 0 K: 2 S: 9 H: 0 LOB: 0 BB: 0 P: 11	R: 0 E: 0 K: 2 S: 9 H: 0 LOB: 0 BB: 0 P: 12	R: 0 E: 0 K: 0 S: 7 H: 2 LOB: 2 BB: 0 P: 11	R: 0 E: 0 K: 0 S: 5 H: 0 LOB: 0 BB: 0 P: 7	R: 0 E: 0 K: 1 S: 7 H: 0 LOB: 0 BB: 0 P: 12		1B: 5 2B: 0 3B: 0 HR: 2 SF: 0 SAC: 0 DP: 0 HBP: 0				WP: 0 PB: 1 SB: 0 CS: 0 PA: 32		

	AB	31
	R	3
	H	7
	RBI	3
	BB	1
	SO	7
	LOB	7

PITCHER	IP	WLS	BF	H	R	ER	SO	BB	IBB	HBP	BLK	WP	HR	S	P	ERA	WHIP
31 John Lannan, L (1, 1) ERA: 3.54	7.0	L	29	7	3	2	6	1	0	0	0	0	2	62	94	2.57	1.143
63 Henry Alberto Rodriguez, R (6, 1) ERA: 3.88	1.0		3	0	0	0	1	0	0	0	0	0	0	7	12	0.00	0.000

PITCHER	IP	WLS	BF	H	R	ER	SO	BB	IBB	HBP	BLK	WP	HR	S	P	ERA	WHIP

Washington Nationals @ Atlanta Braves

Turner Field, Atlanta, GA

Thu Sep 01 2011, 7:12 PM - 9:59 PM EDT

Att. 18,794 - Partly Cloudy - 91 F

TOP

livebaseballscorecards.com

Batter	1	2	3	4	5	6	7	8	9	AB	R	H	RBI	BB	SO	LOB
20 Ian Desmond, R (1, 6) OBP: 0.289, SLG: 0.336	C SI 91 C SI 90 B FC 86 X FC 85 1-2 G6-3 ①		B FC 85 C SI 90 B SI 90 X FC 86 2-1 28 WP 2B		B SI 90 C SI 91 X FS 83 1-1 G5-3 ③			B SI 96 B SI 94 C SI 96 X SI 96 2-1 G4-3 ① 1-2	C KC 87 D KC 88 F KC 88 S KC 88 1-3 K ③	5	0	1	0	0	1	3
28 Jayson Werth, R (1, 8) OBP: 0.334, SLG: 0.395	B FS 83 F FF 90 B SI 91 F FC 87 F SI 92 X SI 92 2-2 11 G4-3 1B		C SI 91 B SI 90 B FF 90 B SI 91 B SI 92 4-1 11 G5-4-3 2-3 BB			F SI 90 F SI 91 X SI 91 0-2 HR		B SI 96 B SI 96 B SI 96 C SI 94 B SI 96 4-1 38 E 11 BB 2-3 BB		2	1	2	1	2	0	0
11 Ryan Zimmerman, R (1, 5) OBP: 0.359, SLG: 0.465	S SI 90 C SI 91 B SI 91 1 SAFE F FF 90 B FC 87 X FC 85 2-2 G4-3 ② 1-2		X FS 82 0-0 G5-4-3 ② ③ 1-2f			C SI 90 X SI 90 0-1 F9 ①		B SI 96 B SL 86 B SI 95 B SI 93 4-0 38 E 1-2 BB		3	0	0	0	1	0	3
38 Michael Morse, R (1, 7) OBP: 0.370, SLG: 0.554	C SI 92 F FC 86 S SI 92 0-3 K ③			X FC 85 0-0 F9 ①		C FC 86 X FC 84 0-1 G1-3 ②		B SI 95 B SI 95 B SI 95 C FF 94 X SI 95 3-1 E5 1-2 2-3 3-H		4	0	0	1	0	1	3
19 Laynce Nix, L (1, 9) OBP: 0.304, SLG: 0.470 24 Rick Ankiel, L (3, 9) OBP: 0.293, SLG: 0.349 17 Sean Burnett, L (6, 1) OBP: 1.000, SLG: 1.000 60 Todd Coffey, R (7, 1) 26 Jesus Flores, R (8, PH) OBP: 0.265, SLG: 0.317 36 Tyler Clippard, R (8, 1)		F CU 76 B FS 80 B SI 90 B SI 90 B FS 84 4-1 14 1B BB		B CU 76 B CU 77 B SI 91 X FF 90 3-0 F7 ②		C SI 91 F SI 90 B FF 92 F FC 86 B FC 87 S FS 84 2-3 K ③		C SI 96 F SI 96 S SL 86 0-3 K ②		0 2 0 0 0 1 0	0 0 0 0 0 0 0	0 0 0 0 0 0 1	0 0 0 0 0 0 3	1 0 0 0 0 0 0	0 0 0 0 0 0 0	0 0 0 0 0 0 0
8 Danny Espinosa, S (1, 4) OBP: 0.313, SLG: 0.408		B FC 85 X SI 90 1-0 L6 ①		C FC 85 B SI 91 X FS 81 1-1 G3 ③			B SI 92 X SI 92 1-0 G4-3 ①	F SI 97 F SL 88 S SL 86 0-3 K ③		4	0	0	0	0	1	4
14 Chris Marrero, R (1, 3) OBP: 0.316, SLG: 0.278		F SI 91 B SI 91 1 SAFE B FC 82 C SI 91 F FC 85 F SI 91 X SI 90 2-2 3 G5-4-3 1-3 1B			F FF 88 C SI 90 C SI 90 0-3 K ①		C SI 92 X FF 89 0-1 G6-3 ②		C FF 96 S FF 97 C FF 98 0-3 K ①	4	0	1	0	0	2	0
3 Wilson Ramos, R (1, 2) OBP: 0.315, SLG: 0.420		B SI 91 B SI 91 S FS 83 X FC 85 2-1 G5-4-3 ② ③ 1-2f			C CU 75 S FC 84 X CU 76 0-2 2B		C SI 91 B SI 92 F SI 92 F FF 93 B SL 88 B SI 94 S SI 92 3-3 K ③		B FF 98 T FF 96 B KC 88 X FF 96 2-1 1B	4	0	2	0	0	1	2
40 Chien-Ming Wang, R (1, 1) 30 Jonny Gomes, R (6, 9) OBP: 0.327, SLG: 0.399			C FF 89 B SI 89 F SI 89 S FC 81 1-3 K ①		S SI 91 C SI 91 B FC 85 D FC 84 S SI 91 2-3 K ②			C SI 95 B SI 95 F SI 94 X SI 96 1-2 28 S 20 G4-3 38 E 1B	C KC 86 C FF 96 D KC 88 B FF 96 S KC 88 2-3 K ②	2 2	0 1	0 1	0 0	0 0	2 1	1 1
Inning Stats	R: 0 E: 0 K: 1 S: 14 H: 1 LOB: 1 BB: 0 P: 19	R: 0 E: 0 K: 0 S: 9 H: 1 LOB: 1 BB: 1 P: 18	R: 0 E: 0 K: 1 S: 7 H: 1 LOB: 1 BB: 1 P: 14	R: 0 E: 0 K: 0 S: 4 H: 0 LOB: 0 BB: 0 P: 8	R: 0 E: 0 K: 2 S: 11 H: 1 LOB: 1 BB: 0 P: 14	R: 1 E: 0 K: 1 S: 11 H: 1 LOB: 0 BB: 0 P: 13	R: 0 E: 0 K: 1 S: 7 H: 0 LOB: 0 BB: 0 P: 11	R: 1 E: 1 K: 2 S: 14 H: 1 LOB: 3 BB: 2 P: 28	R: 0 E: 0 K: 3 S: 11 H: 1 LOB: 1 BB: 0 P: 16	1B: 4 2B: 2 3B: 0 HR: 1 SF: 0 SAC: 0 DP: 2 HBP: 0						

	AB	33
	R	2
	H	7
	RBI	2
	BB	4
	SO	11
	LOB	20

WP: 1 PA: 37
PB: 0
SB: 1
CS: 0

PITCHER		IP	WLS	BF	H	R	ER	SO	BB	IBB	HBP	BLK	WP	HR	S	P	ERA	WHIP
15 Tim Hudson, R ERA: 3.05	(1, 1)	6.0	W	23	5	1	1	5	2	0	0	0	1	1	56	86	1.50	1.167
34 Eric O'Flaherty, L ERA: 1.19	(7, 1)	1.0	H	3	0	0	0	1	0	0	0	0	0	0	7	11	0.00	0.000
39 Jonny Venters, L ERA: 1.41	(8, 1)	1.0	H	7	1	1	1	2	2	0	0	0	0	0	14	28	9.00	3.000
46 Craig Kimbrel, R ERA: 1.62	(9, 1)	1.0	S	4	1	0	0	3	0	0	0	0	0	0	11	16	0.00	1.000

PITCHER	IP	WLS	BF	H	R	ER	SO	BB	IBB	HBP	BLK	WP	HR	S	P	ERA	WHIP

Batter	1	2	3	4	5	6	7	8	9	AB	R	H	RBI	BB	SO	LOB
24 Michael Bourn, L (1, 8) OBP: 0.357, SLG: 0.390	B SI 89 B SI 88 B SI 89 B SI 88 4-0 17 FC1-6 BB		B SI 89 B SI 90 C SI 89 X SI 90 2-1 F7 ②		B SI 90 B SI 90 F SI 89 X FS 81 2-1 17 FC4-6 1B		C SL 77 C SI 92 B SL 78 F SL 78 F CH 85 B SI 93 F SI 93 X SI 94 2-2 G4-3 ①			3	0	1	0	1	0	0
17 Jose Constanza, L (1, 7) OBP: 0.365, SLG: 0.422	C SI 89 1 SAFE L SI 88 X FS 81 0-2 FC1-6 16 CS 1-2f ①		C SI 91 B CU 77 B SI 91 F SI 90 X SI 92 2-2 L6 ③		1 SAFE B SI 87 1 SAFE X SI 86 1-0 FC4-6 1-2f ②		C SI 92 X SL 78 0-1 P6 ②			4	0	0	0	0	0	2
16 Brian McCann, L (1, 2) OBP: 0.360, SLG: 0.508	C SI 89 X FS 82 0-1 1-2 HR ②			C SI 90 C SI 92 B SI 92 B SI 92 F SI 92 B SI 92 X SI 93 3-2 G4-3 ①	B SI 90 B SI 92 F SI 92 C SI 92 X SI 92 2-2 F8 ③		C SL 78 C SL 77 B SL 79 F SL 78 B SI 91 B SL 78 F SI 93 B SI 93 4-2 26 BB BB			3	1	1	1	1	0	1
26 Dan Uggla, R (1, 4) OBP: 0.306, SLG: 0.455	C SI 90 X SI 92 0-1 F8 ③			S SL 85 F SI 93 B SI 93 B SL 85 B SI 92 B SL 86 4-2 10 G3 20 1B BB		F SI 90 X SI 90 0-1 22 FC6-4 2 1B 2B	B SL 85 B SL 85 B SI 94 B SI 94 4-0 1-2 BB			2	2	1	0	2	0	0
10 Chipper Jones, S (1, 5) OBP: 0.346, SLG: 0.475		B SI 88 X SI 90 1-0 HR		F SI 92 B SI 91 B SI 91 X SI 91 2-1 G3 1-2 ②		S SI 92 B SI 92 X SI 90 1-1 F8 ①	X SI 95 0-0 G3-1 ③			4	1	1	1	0	0	4
20 Eric Hinske, L (1, 3) OBP: 0.324, SLG: 0.433 5 Freddie Freeman, L (7, 3) OBP: 0.354, SLG: 0.463		B SI 90 C SI 90 X SI 91 1-1 G3-1 ①		D SI 91 X SI 92 1-0 22 1B 2-H 1B		B SI 90 B SI 91 B SI 92 C SI 93 B SI 92 4-1 22 FC6-4 BB		B CU 77 S FF 94 S FF 93 F CH 81 B FF 94 S FF 94 2-3 K ①		2 1	0 0	1 0	1 0	1 0	0 1	0 0
22 Jason Heyward, L (1, 9) OBP: 0.310, SLG: 0.401		B SI 90 X SI 91 1-0 G4-3 ②		X SI 91 0-0 1-2 1B		X SI 93 0-0 FC6-4 2 1B 1-2f 2-3 ②		B FF 94 B CH 81 X FF 93 2-0 2 SF8 3B		4	1	2	0	0	0	2
2 Alex Gonzalez, R (1, 6) OBP: 0.256, SLG: 0.341		C SI 90 X SI 91 0-1 P6 ③		B SL 85 X SI 92 1-0 L6 ③		F SI 92 B SI 92 F SI 91 F SI 94 F SI 94 B SL 85 X SI 93 2-2 1-2 3-H 1B		C CU 78 T FF 95 X FF 93 0-2 SF8 ②		3	0	1	2	0	0	2
15 Tim Hudson, R (1, 1) OBP: 0.194, SLG: 0.207 7 Brooks Conrad, S (6, PH) OBP: 0.236, SLG: 0.424 23 Matt Diaz, R (6, PH) OBP: 0.306, SLG: 0.327 34 Eric O'Flaherty, L (7, 1) 39 Jonny Venters, L (8, 1) 14 Martin Prado, R (8, PH) OBP: 0.312, SLG: 0.398 46 Craig Kimbrel, R (9, 1)			F SI 90 X SI 91 0-1 G5-3 ①		X SI 88 0-0 L5 ①	F SI 93 B SI 92 C SL 78 D CH 86 C SI 92 2-3 K ③		C FF 94 F FF 94 X FF 94 0-2 L3 ③		2 0 0 1 0 0 1 0	0 0 0 0 0 0 0 0	0 0 0 0 0 0 0 0	0 0 0 0 1 0 0 0	0 0 0 0 2 0 0 0	0 0 0 0 0 0 0 0	0 0 2 0 0 0 0 0
Inning Stats	R: 1 E: 0 K: 0 S: 7 H: 1 LOB: 0 BB: 1 P: 11	R: 1 E: 0 K: 0 S: 6 H: 1 LOB: 0 BB: 0 P: 9	R: 0 E: 0 K: 0 S: 7 H: 0 LOB: 0 BB: 0 P: 11	R: 1 E: 0 K: 0 S: 11 H: 2 LOB: 2 BB: 1 P: 22	R: 0 E: 0 K: 0 S: 7 H: 1 LOB: 1 BB: 0 P: 12	R: 1 E: 0 K: 1 S: 14 H: 2 LOB: 2 BB: 1 P: 23	R: 0 E: 0 K: 0 S: 13 H: 0 LOB: 2 BB: 2 P: 23	R: 1 E: 0 K: 1 S: 11 H: 1 LOB: 0 BB: 0 P: 15		1B: 4 2B: 1 3B: 1 HR: 2 SF: 1 SAC: 0 DP: 0 HBP: 0				WP: 0 PB: 0 SB: 0 CS: 1 PA: 36		

BOTTOM

Washington Nationals @ Atlanta Braves

Turner Field, Atlanta, GA

Thu Sep 01 2011, 7:12 PM - 9:59 PM EDT

Att. 18,794 - Partly Cloudy - 91 F

livebaseballscorecards.com

AB	30
R	5
H	8
RBI	5
BB	5
SO	2
LOB	13

PITCHER		IP	WLS	BF	H	R	ER	SO	BB	IBB	HBP	BLK	WP	HR	S	P	ERA	WHIP
40 Chien-Ming Wang, R ERA: 4.19	(1, 1)	5.2	L	26	7	4	4	0	3	0	0	0	0	2	49	83	6.35	1.765
17 Sean Burnett, L ERA: 4.22	(6, 1)	1.0		4	0	0	0	1	1	0	0	0	0	0	15	23	0.00	1.000
60 Todd Coffey, R ERA: 3.78	(7, 1)	0.1		2	0	0	0	0	1	0	0	0	0	0	1	5	0.00	3.000
36 Tyler Clippard, R ERA: 1.98	(8, 1)	1.0		4	1	1	1	1	0	0	0	0	0	0	11	15	9.00	1.000

PITCHER	IP	WLS	BF	H	R	ER	SO	BB	IBB	HBP	BLK	WP	HR	S	P	ERA	WHIP

Los Angeles Dodgers @ Atlanta Braves

Turner Field, Atlanta, GA

Fri Sep 02 2011, 7:37 PM - 11:10 PM EDT

Att. 32,563 - Partly Cloudy - 92 F

livebaseballscorecards.com

Batter	1	2	3	4	5	6	7	8	9	AB	R	H	RBI	BB	SO	LOB
9 Dee Strange-Gordon, L (1, 6) OBP: 0.268, SLG: 0.298	G4-3			27 HBP, 7 S, 33 1B — 1B		7 S, 33 1B — 1B	7 2B — 1B	K		5	3	3	0	0	1	0
7 James Loney, L (1, 3) OBP: 0.327, SLG: 0.384	F7			27 HBP, 33 1B — BB		F8	27 WP, 16 1B — 2B		L4	4	2	1	3	1	0	1
27 Matt Kemp, R (1, 8) OBP: 0.399, SLG: 0.568	K			33 1B — HBP		16 S, 33 1B — BB	33 BB, 16 1B — IBB		49 CS — 1B	2	1	1	0	2	1	0
33 Juan Rivera, R (1, 7) 57 Scott Elbert, L (7, 1) 66 Mike MacDougal, S (8, 1) 49 Trent Oeltjen, L (9, PH) OBP: 0.361, SLG: 0.386 54 Javy Guerra, R (9, 1)		K		6 G1-6-3 — 1B		16 S — 1B	6 BB, 16 1B — BB		G3	3 0 0 1 0	0 0 0 0 0	2 0 0 0 0	3 0 0 0 0	1 0 0 0 0	1 0 0 0 0	0 0 0 1 0
16 Andre Ethier, L (1, 9) OBP: 0.372, SLG: 0.423		6 L4-3 — BB		F7		P5	6 BB — 1B			3	0	1	2	1	0	4
6 Aaron Miles, S (1, 5) OBP: 0.314, SLG: 0.365		L4-3		G1-6-3		F7	28 G6-4-3 — BB			3	0	0	0	1	0	5
28 Rod Barajas, R (1, 2) OBP: 0.289, SLG: 0.448			K	K	K		K			4	0	0	0	0	3	3
12 Justin Sellers, R (1, 4) OBP: 0.329, SLG: 0.373			P4				9 1B, 10 1B, 7 2B — 1B	F8		4	1	1	0	0	1	0
58 Chad Billingsley, R (1, 1) OBP: 0.226, SLG: 0.286 56 Hung-Chih Kuo, L (5, 1) 10 Tony Gwynn Jr., L (7, PH) OBP: 0.312, SLG: 0.359 (7, 7)			K		K		9 1B, 7 2B — 1B	G1		2 0 2	0 0 1	0 0 1	0 0 0	0 0 0	2 0 0	0 0 0

TOP

AB 33
R 8
H 10
RBI 8
BB 6
SO 9
LOB 14

Inning Stats	1	2	3	4	5	6	7	8	9
	R: 0 E: 0 K: 1 S: 9	H: 0 LOB: 0 BB: 0 P: 13	R: 0 E: 0 K: 1 S: 7	H: 0 LOB: 0 BB: 1 P: 12	R: 0 E: 0 K: 2 S: 10	H: 0 LOB: 0 BB: 0 P: 15	R: 2 E: 0 K: 0 S: 9	H: 2 LOB: 1 BB: 1 P: 17	R: 0 E: 0 K: 3 S: 10	H: 0 LOB: 0 BB: 0 P: 12	R: 1 E: 0 K: 0 S: 18	H: 2 LOB: 2 BB: 1 P: 29	R: 5 E: 0 K: 1 S: 19	H: 5 LOB: 2 BB: 3 P: 37	R: 0 E: 0 K: 1 S: 7	H: 0 LOB: 0 BB: 0 P: 9	R: 0 E: 0 K: 0 S: 8	H: 1 LOB: 0 BB: 0 P: 13

1B: 9 SF: 0
2B: 2 SAC: 0
3B: 0 DP: 3
HR: 0 HBP: 1

WP: 1 PA: 40
PB: 0
SB: 4
CS: 1

PITCHER		IP	WLS	BF	H	R	ER	SO	BB	IBB	HBP	BLK	WP	HR	S	P	ERA	WHIP
37 Brandon Beachy, R ERA: 3.37	(1, 1)	6.0		24	4	3	3	7	3	0	1	0	0	0	63	98	4.50	1.167
59 Arodys Vizcaíno, R ERA: 5.73	(7, 1)	0.1	L	7	4	5	5	1	1	1	0	0	1	0	12	26	135.00	15.000
50 Cristhian Martinez, R ERA: 3.5	(7, 1)	1.2		6	1	0	0	1	1	0	0	0	0	0	14	20	0.00	1.200
19 Scott Linebrink, R ERA: 3.45	(9, 1)	1.0		3	1	0	0	0	0	0	0	0	0	0	8	13	0.00	1.000

PITCHER		IP	WLS	BF	H	R	ER	SO	BB	IBB	HBP	BLK	WP	HR	S	P	ERA	WHIP

Batter	1	2	3	4	5	6	7	8	9	AB	R	H	RBI	BB	SO	LOB
24 Michael Bourn, L (1, 8) OBP: 0.357, SLG: 0.390	B FF 91 C FF 90 F FC 88 F SL 76 B SL 75 X FC 86 2-2 L8 ①	C SL 76 S SL 77 X SL 78 0-2 14 E, 14 S, 16 1B 1B 2-3 3-H	C FF 88 C FF 92 F SL 77 F FC 86 F SI 90 F FF 93 C SI 90 0-3 K ③			M SL 83 B SL 85 X SL 82 1-1 14 S 1B		X SI 97 0-0 FC6-4 ② 1-2f 2-3		5	1	2	1	0	1	3
14 Martín Prado, R (1, 7) OBP: 0.313, SLG: 0.398	B SI 91 F FF 91 B CU 70 F FC 85 X SI 90 2-2 16 BB 1B	B FC 86 C FC 85 B FC 89 B SI 92 F SI 91 X SI 93 3-2 E6, 16 1B 1-3 3-H		B FF 90 F FF 90 B SI 90 F FF 92 F SL 76 B FC 86 X FC 89 3-2 26 G5-4-3 1B		1 SAFE C FF 92 1 SAFE B SL 85 B SL 85 F SL 83 S FF 94 2-3 K ③ 1-2		C SI 98 D SL 87 F SI 96 X SI 98 1-2 G5-3 ③		5	0	2	0	0	1	4
16 Brian McCann, L (1, 2) OBP: 0.360, SLG: 0.505	B FC 89 B SI 89 B CH 84 S FC 88 B FC 86 4-1 1-2 BB	C FF 92 B SI 90 X CU 71 1-1 1-2 1B 3-H		L FC 88 C SI 91 1 SAFE S FF 91 0-3 K ①			B FF 92 X FF 91 1-0 F7 ①		C FF 95 F FF 95 B FF 95 F FF 96 F CU 78 F SL 89 S FF 96 1-3 K ①	4	0	1	1	1	2	1
26 Dan Uggla, R (1, 4) OBP: 0.307, SLG: 0.460	B FC 88 B FC 88 S SI 91 C SI 91 F FF 93 B FC 85 X FC 88 3-2 F9 ②	S SI 92 B SI 90 X FC 88 1-1 F8 ③		D CU 70 B SI 91 B FC 88 1 SAFE X SI 90 3-0 G5-4-3 ②③ 1-2f			S SL 88 C FF 91 B FF 92 X SL 89 1-2 5 L4-6, 10 BB 1B		F FF 94 B SL 89 F FF 94 B CU 79 X FF 96 2-2 HR	5	1	2	1	0	0	5
10 Chipper Jones, S (1, 5) OBP: 0.352, SLG: 0.476	B SL 73 B SI 91 X FC 88 2-0 F8 ③		B SI 90 F FF 91 B FF 92 B SI 91 B FF 90 4-1 5 2B, 22 G4-3 BB		B CU 71 X FC 88 1-0 22 G4-6-3 1B		B FF 93 B FF 91 S SL 88 B FF 93 B FF 93 4-1 1-2 BB		B FF 94 B FF 94 B FF 94 C FF 92 B SL 88 4-1 22 DI BB	2	1	1	0	3	0	2
5 Freddie Freeman, L (1, 3) OBP: 0.354, SLG: 0.465		F FF 90 B CH 86 C SI 91 X FF 93 1-2 37 SH1-4, 2 WP, 24 1B 1B	B SL 77 C SL 76 X SI 91 1-1 22 G4-3, 2 2B 1-3 2B		B SL 84 S FF 92 X FF 92 1-1 F7 ①		T FF 93 X SL 88 0-1 L4-6 ②③ 2-2		C SL 87 S FF 94 F FF 95 S CH 85 0-3 K ②	5	2	2	0	0	1	4
22 Jason Heyward, L (1, 9) OBP: 0.305, SLG: 0.395		C SL 75 1 SAFE B FF 92 F FF 92 F SL 77 S SL 78 1-3 K ①	X FF 91 0-0 G4-3 ① 2-3 3-H		X FF 94 0-0 G4-6-3 ②③ 1-2f			C SL 88 B FF 91 B FF 92 B SL 88 C FF 91 X SL 87 3-2 F9 ①	B FF 94 S FF 94 X FF 95 1-1 G4-3 ③ 1-2	5	0	0	1	0	1	4
2 Alex Gonzalez, R (1, 6) OBP: 0.259, SLG: 0.345		B CU 70 B SI 91 B FF 92 B SI 90 4-0 24 1B, 37 SH1-4, 14 E BB 1-2	B FF 93 X FC 84 1-0 37 1B 2B 3-H			C FF 93 C SL 84 S SL 84 0-3 K2-3 ①		B SI 96 B SI 94 C SI 94 X SI 95 2-1 24 FC6-4, 20 1B 1B		3	1	2	1	1	1	0
37 Brandon Beachy, R (1, 1) OBP: 0.108, SLG: 0.083 1 Jack Wilson, R (6, PH) OBP: 0.281, SLG: 0.293 59 Arodys Vizcaíno, R (7, 1) 50 Cristhian Martinez, R (7, 1) OBP: 0.333, SLG: 0.500 20 Eric Hinske, L (8, PH) OBP: 0.326, SLG: 0.435 19 Scott Linebrink, R (9, 1)		X FF 91 0-0 SH1-4 ② 1-2 2-3	X SI 91 0-0 2-H 1B ②			B SL 83 C SL 81 S SL 85 F SL 84 S FF 94 1-3 K ②		C SL 85 X SL 87 0-1 24 FC6-4 1-2 1B		1 1 0 0 1 0	0 0 0 0 0 0	1 0 0 0 0 0	0 0 0 0 0 0	0 0 0 0 0 0	0 1 0 0 0 0	0 0 0 0 0 0
Inning Stats	R: 0 E: 0 K: 0 S: 13 H: 1 LOB: 2 BB: 1 P: 26	R: 3 E: 1 K: 1 S: 18 H: 3 LOB: 2 BB: 1 P: 29	R: 2 E: 0 K: 1 S: 13 H: 3 LOB: 1 BB: 1 P: 19	R: 0 E: 0 K: 1 S: 8 H: 1 LOB: 0 BB: 0 P: 14	R: 0 E: 0 K: 0 S: 4 H: 1 LOB: 0 BB: 0 P: 6	R: 0 E: 0 K: 3 S: 12 H: 1 LOB: 1 BB: 0 P: 16	R: 0 E: 0 K: 0 S: 7 H: 1 LOB: 1 BB: 1 P: 13	R: 0 E: 0 K: 0 S: 11 H: 2 LOB: 2 BB: 0 P: 17	R: 1 E: 0 K: 2 S: 16 H: 1 LOB: 1 BB: 1 P: 24	1B: 11 2B: 3 3B: 0 HR: 1		SF: 0 SAC: 1 DP: 3 HBP: 0				

PITCHER		IP	WLS	BF	H	R	ER	SO	BB	IBB	HBP	BLK	WP	HR	S	P	ERA	WHIP
58 Chad Billingsley, R ERA: 4.15	(1, 1)	4.0		23	9	5	3	3	3	0	0	0	1	0	53	90	6.75	3.000
56 Hung-Chih Kuo, L ERA: 9.58	(5, 1)	2.0	W	6	1	0	0	3	0	0	0	0	0	0	15	20	0.00	0.500
57 Scott Elbert, L ERA: 2.51	(7, 1)	1.1	H	5	1	0	0	0	1	0	0	0	0	0	10	19	0.00	1.500
66 Mike MacDougal, R ERA: 1.97	(8, 1)	0.2	H	4	2	0	0	0	0	0	0	0	0	0	8	11	0.00	3.000
54 Javy Guerra, R ERA: 2.27	(9, 1)	1.0	S	5	1	1	1	2	1	0	0	0	0	1	16	24	9.00	2.000

PITCHER	IP	WLS	BF	H	R	ER	SO	BB	IBB	HBP	BLK	WP	HR	S	P	ERA	WHIP

BOTTOM

Los Angeles Dodgers @ Atlanta Braves

Turner Field, Atlanta, GA

Fri Sep 02 2011, 7:37 PM - 11:10 PM EDT

Att. 32,563 - Partly Cloudy - 92 F

livebaseballscorecards.com

AB	37
R	6
H	14
RBI	5
BB	5
SO	8
LOB	23

Batter	1	2	3	4	5	6	7	8	9	10	AB	R	H	RBI	BB	SO	LOB
12 Justin Sellers, R (1, 6) OBP: 0.325, SLG: 0.366	B FF 91 F FF 92 F SL 84 B FF 94 B FF 93 F FF 93 X FF 94 3-2 ① F8		B FF 92 X CH 86 1-0 ② G5-3		B FF 90 F CH 83 B FF 90 C FF 89 C CH 86 2-3 ② K			C SI 96 B SI 95 X FF 95 1-1 33 PB 7 SH5-3 1B		B FF 94 C FF 93 F FF 93 B CU 81 F FF 92 F FF 94 X FF 94 2-2 7 SH2-3 33 SF8 2B	4	0	1	0	0	1	1
9 Dee Strange-Gordon, L (8, PR) OBP: 0.274, SLG: 0.311 (8, 6)											1	1	1	0	0	0	0
7 James Loney, L (1, 3) OBP: 0.329, SLG: 0.388	F FF 93 F FF 94 B KC 84 X FF 94 1-2 ② F7		B KC 83 C FF 91 X CH 86 1-1 2B		X SL 83 0-0 1-2 1B			1 SAFE L SI 96 1 SAFE X SI 94 0-1 ① SH5-3 1-2		X FF 92 0-0 ① SH2-3 2-3	3	0	2	0	0	0	0
27 Matt Kemp, R (1, 8) OBP: 0.400, SLG: 0.566	B FF 94 S CH 88 B SL 86 B KC 83 C CH 87 B FF 94 4-2 BB		C KC 81 F CH 86 D KC 80 S FF 92 1-3 ③ K		B CH 84 C KC 80 X FF 90 1-1 ③ F9			I IN 81 I IN 83 I IN 84 I IN 84 4-0 IBB		I IN 57 I IN 58 I IN 58 I 4-0 46 CS IBB	2	0	0	0	3	1	3
33 Juan Rivera, R (1, 9) OBP: 0.319, SLG: 0.385	X CH 87 0-0 ③ F8			B FF 89 C SL 83 B KC 80 C CH 84 B FF 90 B CH 85 4-2 17 CS 46 1B BB		B KC 81 C CH 84 F FF 90 C FF 92 1-3 ① K		C SL 86 S SL 87 S SL 88 0-3 ② K 2-3		C CU 79 1 SAFE X CU 82 1-1 ② SF8 3-H	3	0	0	1	1	2	3
54 Javy Guerra, R (10, 1)											0	0	0	0	0	0	0
46 Russell Mitchell, R (1, 5) OBP: 0.286, SLG: 0.300		B FF 91 X FF 92 1-0 ① F8		C FF 89 B CH 83 D SL 82 X FF 89 2-1 1-2 1B		F FF 90 B FF 90 F FF 91 X FF 90 1-2 10 G6-4-3 1B		C SI 96 B SI 95 B SI 95 F SI 95 1 SAFE S SL 87 2-3 ③ K		1 SAFE 0-0 ③ CS 1-2	4	0	2	0	0	1	2
10 Tony Gwynn Jr., L (1, 7) OBP: 0.308, SLG: 0.354		F FF 92 B SL 85 B KC 82 F CH 86 B FF 93 C FF 92 3-3 ② K		C FF 90 B FF 90 C SL 85 S FF 92 1-3 ① K		1 SAFE C SL 83 F SL 84 B FF 90 1 SAFE X FF 90 1-2 ②③ G6-4-3 1-2f			B FF 96 B FF 95 C FF 96 S FF 96 F FF 97 B FF 97 X FF 96 3-2 ① G3-1		4	0	0	0	0	2	3
17 A.J. Ellis, R (1, 2) OBP: 0.405, SLG: 0.367 3 Eugenio Velez, S (9, PR) 28 Rod Barajas, R (9, 2) OBP: 0.289, SLG: 0.448		B FF 92 B FF 92 B FF 91 C FF 91 X FF 92 3-1 HR		B CH 85 C FF 90 D KC 82 F CH 85 B CH 85 C FF 91 3-3 ②③ K 2-3			B SI 90 B SI 91 F SI 92 F SI 92 X SI 92 2-2 ① F9		B FF 97 S FF 97 C KC 87 B KC 88 B KC 88 B FF 97 4-2 BB		3	1	1	1	1	1	2
											0	0	0	0	0	0	0
											0	0	0	0	0	0	0
14 Jamey Carroll, R (1, 4) OBP: 0.357, SLG: 0.345		B FF 92 C CH 86 B FF 92 B SL 85 C FF 92 X FF 92 3-2 ③ F9			C FF 89 C FF 89 B SL 82 X CH 84 1-2 50 FC2-6 1B		B SI 92 B SI 92 C SI 92 X SI 92 2-1 ② G4-3		F FF 98 1 SAFE F FF 96 C KC 87 0-3 ② K		4	0	1	0	0	1	1
50 Nathan Eovaldi, R (1, 1) OBP: 0.167, SLG: 0.091 6 Aaron Miles, S (7, PH) OBP: 0.313, SLG: 0.364 57 Scott Elbert, L (7, 1) 74 Kenley Jansen, S (7, 1) 16 Andre Ethier, L (9, PH) OBP: 0.371, SLG: 0.423 56 Hung-Chih Kuo, L (9, 1) 66 Mike MacDougal, S (9, 1) 49 Trent Oeltjen, L (10, 9) OBP: 0.361, SLG: 0.386			C FF 88 S CH 83 B CH 85 B FF 92 C FF 89 2-3 ① K		M FF 87 X CH 82 0-1 ① FC2-6 7 1B 1-2f		F SI 92 F SL 87 B SL 87 S SI 92 1-3 ③ K		C KC 85 1 SAFE B FF 98 1 SAFE C KC 87 S KC 89 1-3 ③ K		2	0	0	0	0	1	1
											1	0	0	0	0	1	0
											0	0	0	0	0	0	0
											0	0	0	0	0	0	0
											1	0	0	0	0	1	1
											0	0	0	0	0	0	0
											0	0	0	0	0	0	0
											0	0	0	0	0	0	0

TOP

Los Angeles Dodgers @ Atlanta Braves

Turner Field, Atlanta, GA

Sat Sep 03 2011, 7:12 PM - 10:35 PM EDT
Att. 37,515 - Partly Cloudy - 86 F

livebaseballscorecards.com

AB	32
R	2
H	8
RBI	2
BB	5
SO	12
LOB	17

Inning Stats	1	2	3	4	5	6	7	8	9	10
	R: 0 E: 0 K: 0 S: 10	R: 1 E: 0 K: 1 S: 9	R: 0 E: 0 K: 2 S: 9	R: 0 E: 0 K: 2 S: 10	R: 0 E: 0 K: 1 S: 11	R: 0 E: 0 K: 1 S: 10	R: 0 E: 0 K: 1 S: 8	R: 0 E: 0 K: 2 S: 10	R: 0 E: 0 K: 2 S: 12	R: 1 E: 0 K: 0 S: 8
	H: 0 LOB: 1 BB: 1 P: 18	H: 1 LOB: 0 BB: 0 P: 19	H: 1 LOB: 1 BB: 0 P: 14	H: 1 LOB: 2 BB: 1 P: 20	H: 2 LOB: 2 BB: 0 P: 15	H: 1 LOB: 0 BB: 0 P: 13	H: 0 LOB: 0 BB: 0 P: 13	H: 1 LOB: 2 BB: 1 P: 17	H: 0 LOB: 1 BB: 1 P: 20	H: 1 LOB: 0 BB: 1 P: 15

	1B: 5	SF: 1	WP: 0	PA: 41
	2B: 3	SAC: 2	PB: 1	
	3B: 0	DP: 2	SB: 0	
	HR: 1	HBP: 0	CS: 2	

PITCHER	IP	WLS	BF	H	R	ER	SO	BB	IBB	HBP	BLK	WP	HR	S	P	ERA	WHIP
36 Mike Minor, L (1, 1) ERA: 4.09	6.0		24	6	1	1	7	2	0	0	0	0	1	59	99	1.50	1.333
34 Eric O'Flaherty, L (7, 1) ERA: 1.17	1.0		3	0	0	0	1	0	0	0	0	0	0	8	13	0.00	0.000
39 Jonny Venters, L (8, 1) ERA: 1.39	1.0		5	1	0	0	2	0	1	0	0	0	0	10	17	0.00	1.000
46 Craig Kimbrel, R (9, 1) ERA: 1.6	1.0		4	0	0	0	2	1	0	0	0	0	0	12	20	0.00	1.000
38 Anthony Varvaro, R (10, 1) ERA: 3.6	1.0	L	4	1	1	1	0	0	1	0	0	0	0	8	15	9.00	1.000

PITCHER	IP	WLS	BF	H	R	ER	SO	BB	IBB	HBP	BLK	WP	HR	S	P	ERA	WHIP

Batter	1	2	3	4	5	6	7	8	9	10	AB	R	H	RBI	BB	SO	LOB
24 Michael Bourn, L (1, 8) OBP: 0.356, SLG: 0.388	C FF 93 F CU 76 F FF 95 B FF 93 X FF 95 1-2 ① G1-3		1 SAFE B CH 83 1 SAFE F SI 93 B FF 91 F FF 93 F FF 94 X CH 85 2-2 14 G4-6-3 1-3 1B		B CU 73 F SI 95 C SL 84 X FF 93 1-2 ②③ G3-6 1-2f			C FC 94 B FC 95 S FC 92 B FC 96 F FC 94 X FC 95 2-2 ① F7		X FF 94 0-0 ① G6-3	5	0	1	0	0	0	1
14 Martín Prado, R (1, 7) OBP: 0.312, SLG: 0.396	B FF 95 B SL 86 X FF 95 2-0 ② F9		M SL 88 P PO 88 1 SAFE B SL 86 S SL 84 X FF 95 2-2 ②③ G4-6-3 1-2f			C FF 94 X SL 84 0-1 ① F9		B FC 95 B FC 95 F FC 92 C FC 96 F FC 94 B FC 97 F FC 95 F FC 95 X FC 94 3-2 1B		B FF 94 S SL 90 C FF 95 X FF 95 1-2 ② G4-3	5	0	1	0	0	0	2
16 Brian McCann, L (1, 2) OBP: 0.358, SLG: 0.500	B FF 96 C FF 95 B SI 94 S FF 94 S FF 97 2-3 ③ K		B CU 74 B SI 91 B FF 93 B FF 94 4-0 26 BB BB			F SI 93 F SI 95 F FF 92 B FF 95 S SL 86 1-3 ② K		1 SAFE C FC 93 C SL 84 S FC 94 0-3 ② K		F FF 95 B CU 79 F FF 96 S SL 88 1-3 ③ K	4	0	0	0	1	4	1
26 Dan Uggla, R (1, 4) OBP: 0.310, SLG: 0.467		B FF 94 C FF 95 F SI 95 B FF 98 X SI 95 2-2 HR		B SI 94 C SL 87 B SI 93 B FF 93 B SL 83 4-1 1-2 BB		S SL 86 B SI 95 B FF 92 B SL 86 B SI 94 4-1 BB		C SL 84 S FC 96 C FC 96 0-3 K			2	1	1	1	2	1	1
10 Chipper Jones, S (1, 5) OBP: 0.351, SLG: 0.473		B CU 75 B SI 95 B FF 95 C SI 94 X SI 94 3-1 5 G6-4-3 1B	F SI 94 B SL 86 X SI 96 1-1 ① F8			C SL 86 1 SAFE X FF 94 0-1 ③ F9			B SL 87 C FF 95 X FF 95 1-1 ① G3-1		4	0	1	0	0	0	3
5 Freddie Freeman, L (1, 3) OBP: 0.352, SLG: 0.461		X FF 94 0-0 ①② G6-4-3 1-2f	S FF 93 X FF 95 0-1 ② F8			S FF 91 X FF 92 0-1 ① F8			F SL 88 B SL 86 B FF 95 X FF 95 2-1 ② G6-3		4	0	0	0	0	0	3
22 Jason Heyward, L (1, 9) OBP: 0.304, SLG: 0.393 23 Matt Diaz, R (7, PH) OBP: 0.309, SLG: 0.330 17 Jose Constanza, L (7, PR) OBP: 0.371, SLG: 0.429 (8, 9)		C CU 77 S FF 95 B SI 95 F FF 95 S SI 95 1-3 ③ K	F FF 95 S FF 97 B FF 97 B FF 93 B FF 96 F FF 95 S FF 97 3-3 ③ K			S SL 88 F SL 88 F SL 89 F SL 88 B FF 90 X SL 89 2-2 2 BLK 1B			C FF 95 F FF 96 B SL 88 X SL 87 1-2 2 1B 1B	2 1 1	0 0 0	0 1 1	0 0 0	0 0 0	2 0 0	2 0 0
2 Alex Gonzalez, R (1, 6) OBP: 0.263, SLG: 0.346			B SL 83 B FF 93 B FF 95 B FF 94 4-0 24 1B BB		B FF 94 B FF 94 C FF 93 B FF 95 F FF 94 B FF 91 4-2 36 FC3-6 BB	C FC 94 S FC 93 F FC 95 S FC 94 0-3 ② K 1-2			B SI 95 X FF 94 1-0 1-2 1B	2	0	1	0	2	1	1
36 Mike Minor, R (1, 1) OBP: 0.217, SLG: 0.238 34 Eric O'Flaherty, L (7, 1) 20 Eric Hinske, L (7, PH) OBP: 0.325, SLG: 0.433 39 Jonny Venters, L (8, 1) 46 Craig Kimbrel, R (9, 1) 7 Brooks Conrad, S (9, PH) OBP: 0.333, SLG: 0.419 38 Anthony Varvaro, R (10, 1)			B FF 92 B FF 92 L FF 91 C CH 88 B CH 89 L CH 89 3-3 ① K		X CH 90 0-0 ① FC3-6 24 G3-6 1-2f	C FC 96 C FC 95 S FC 98 0-3 ③ K			S SL 87 C SL 87 C SL 86 0-3 ③ K	2 0 1 0 0 1	0 0 0 0 0 0	0 0 0 0 0 0	0 0 0 0 0 0	1 0 0 0 0 1	0 0 0 0 0 2	2 0 2 0 0 2
Inning Stats	R: 0 E: 0 K: 1 S: 8 H: 0 LOB: 0 BB: 0 P: 13	R: 1 E: 0 K: 1 S: 10 H: 2 LOB: 0 BB: 0 P: 16	R: 0 E: 0 K: 1 S: 11 H: 1 LOB: 1 BB: 1 P: 21	R: 0 E: 0 K: 1 S: 9 H: 0 LOB: 2 BB: 2 P: 21	R: 0 E: 0 K: 0 S: 6 H: 0 LOB: 0 BB: 1 P: 11	R: 0 E: 0 K: 1 S: 9 H: 0 LOB: 1 BB: 1 P: 14	R: 0 E: 0 K: 2 S: 13 H: 1 LOB: 2 BB: 0 P: 15	R: 0 E: 0 K: 1 S: 16 H: 1 LOB: 1 BB: 0 P: 21	R: 0 E: 0 K: 1 S: 11 H: 2 LOB: 2 BB: 0 P: 16	R: 0 E: 0 K: 1 S: 7 H: 0 LOB: 0 BB: 0 P: 9	1B: 6 2B: 0 3B: 0 HR: 1	SF: 0 SAC: 0 DP: 3 HBP: 0	WP: 0 PB: 0 SB: 0 CS: 0	PA: 39			

PITCHER		IP	WLS	BF	H	R	ER	SO	BB	IBB	HBP	BLK	WP	HR	S	P	ERA	WHIP
50 Nathan Eovaldi, R ERA: 3.09	(1, 1)	6.0		23	3	1	1	5	5	0	0	0	0	1	53	96	1.50	1.333
57 Scott Elbert, L ERA: 2.48	(7, 1)	0.1		2	1	0	0	0	0	0	0	0	0	0	6	8	0.00	3.000
74 Kenley Jansen, R ERA: 3.38	(7, 1)	1.2		6	1	0	0	4	0	0	0	1	0	0	23	28	0.00	0.600
56 Hung-Chih Kuo, L ERA: 9.28	(9, 1)	0.2		3	1	0	0	0	0	0	0	0	0	0	7	11	0.00	1.500
66 Mike MacDougal, R ERA: 1.95	(9, 1)	0.1	W	2	1	0	0	1	0	0	0	0	0	0	4	5	0.00	3.000

PITCHER		IP	WLS	BF	H	R	ER	SO	BB	IBB	HBP	BLK	WP	HR	S	P	ERA	WHIP
54 Javy Guerra, R ERA: 2.21	(10, 1)	1.0	S	3	0	0	0	1	0	0	0	0	0	0	7	9	0.00	0.000

BOTTOM

Los Angeles Dodgers @ Atlanta Braves

Turner Field, Atlanta, GA

Sat Sep 03 2011, 7:12 PM - 10:35 PM EDT
Att. 37,515 - Partly Cloudy - 86 F

livebaseballscorecards.com

AB	34
R	1
H	7
RBI	1
BB	5
SO	11
LOB	20

Batter	1	2	3	4	5	6	7	8	9	AB	R	H	RBI	BB	SO	LOB
9 Dee Strange-Gordon, L (1, 6) OBP: 0.287, SLG: 0.331	B FF 90 L FF 93 F FF 92 F FF 93 X CU 78 1-2 ① G6-3		C CU 76 B FF 91 S FF 92 X CH 83 1-2 7 S 27 HR 1B 1-3		L SI 90 S SI 92 X CU 79 0-2 33 FC1-4 2B		F SI 88 F SI 90 X FF 90 0-2 1-2 1B		C FF 96 C KC 87 F FF 97 X KC 88 0-2 ② G3	5	1	3	0	0	0	0
7 James Loney, L (1, 3) OBP: 0.328, SLG: 0.385	B FF 92 B CH 83 B SI 92 C FF 92 B SI 92 4-1 BB		1 SAFE F FF 92 C SI 91 T FF 91 0-2 ② K 1-2		B SI 90 B CH 78 X SI 91 2-0 ① G1-3		L SL 81 B CH 84 2 SAFE L SI 90 S SL 84 1-3 ① K		C KC 86 B KC 86 B FF 96 F FF 96 C FF 97 2-3 ③ K	4	0	0	0	1	3	5
27 Matt Kemp, R (1, 8) OBP: 0.401, SLG: 0.570	S FF 93 B FF 91 B FF 92 S SI 92 C FF 93 2-3 ② K		C FF 93 B FF 92 D CH 85 X CH 83 2-1 2-H 3-H HR		I IN 62 I IN 59 I IN 62 I IN 62 4-0 33 FC1-4 IBB		B SI 91 T SI 92 B SI 92 S CH 84 S CH 85 2-3 ② K			3	1	1	3	1	2	3
33 Juan Rivera, R (1, 7) OBP: 0.316, SLG: 0.381 10 Tony Gwynn Jr., L (7, 7) OBP: 0.308, SLG: 0.354	C FF 92 B FF 92 C CU 79 B FF 92 T FF 93 2-2 ③ K		F CU 79 F CU 80 B CU 84 B FF 94 B FF 94 X CU 82 3-2 ③ F8		B FF 92 B SI 92 X SI 92 2-0 ② FC1-4 1-2f 2-3		B SI 92 B SI 90 C FF 90 B CH 83 F SL 82 X CH 84 3-2 ③ F8			4 0	0 0	0 0	0 0	0 0	1 0	5 0
16 Andre Ethier, L (1, 9) OBP: 0.368, SLG: 0.419		C FF 93 X FF 92 0-1 ① G5-3		X SI 93 0-0 ① G6-3	B SI 89 B SI 91 B CH 79 X SI 90 3-0 ③ F9			S FF 93 F FF 94 B FF 93 X FF 93 1-2 ① F7		4	0	0	0	0	0	2
6 Aaron Miles, S (1, 5) OBP: 0.313, SLG: 0.363		B FF 93 C FF 92 B CU 81 B CH 85 X SI 94 3-1 ② F7		B FF 92 C FF 94 B SI 92 F FF 91 X SI 94 2-2 ② G4-3		C SL 80 B SL 80 F SL 81 S CH 83 1-3 ① K		C SI 93 B CH 87 S SI 88 X SI 93 1-2 12 PB 28 CI 1B		4	0	1	0	0	1	0
28 Rod Barajas, R (1, 2) OBP: 0.289, SLG: 0.445		C FF 95 B FF 94 S FF 94 F SI 94 X CU 83 1-2 ③ P3		B FF 93 C CH 82 B FF 94 S FF 94 B FF 92 B CU 82 4-2 12 HBP BB		B SI 90 X SI 90 1-0 ② G1-4-3		B SI 91 B SI 92 C SI 93 B SL 87 X 3-1 12 CI 12 G5-4-3 1-2		2	0	0	0	1	0	0
12 Justin Sellers, R (1, 4) OBP: 0.321, SLG: 0.351 52 Josh Lindblom, R (8, 1) 57 Scott Elbert, L (8, 1) 36 Blake Hawksworth, R (8, 1)			C X FF 94 0-1 ① F7	C CU 76 B FF 92 B CU 77 C SI 92 H SI 92 3-2 1-2 HBP		C SI 91 X SI 91 0-1 ③ P3		C SL 85 B SI 92 X SI 93 1-1 ② ③ G5-4-3 1-2f 2-3		3 0 0 0	0 0 0 0	0 0 0 0	0 0 0 0	0 0 0 0	0 0 0 0	2 0 0 0
22 Clayton Kershaw, L (1, 1) OBP: 0.269, SLG: 0.246 14 Jamey Carroll, R (8, 4) OBP: 0.356, SLG: 0.344			C SI 93 B FF 92 F CH 83 X CU 78 1-2 9 1B 9 WP 27 HR 1B	S CU 77 C FF 89 B SI 88 F FF 90 C FF 94 1-3 ③ K			X SI 88 0-0 9 1B 1B		B FF 96 B FF 94 C FF 94 F FF 95 X FF 97 2-2 ① G5-3	3 1	1 0	2 0	0 0	0 0	1 0	2 0

Inning Stats	1	2	3	4	5	6	7	8	9
	R: 0 E: 0 K: 2 S: 11	R: 0 E: 0 K: 0 S: 8	R: 3 E: 0 K: 1 S: 16	R: 0 E: 0 K: 1 S: 12	R: 0 E: 0 K: 0 S: 6	R: 0 E: 0 K: 1 S: 6	R: 0 E: 0 K: 2 S: 13	R: 0 E: 1 K: 0 S: 10	R: 0 E: 0 K: 1 S: 10
	H: 0 LOB: 1 BB: 1 P: 20	H: 0 LOB: 0 BB: 0 P: 12	H: 3 LOB: 0 BB: 0 P: 23	H: 0 LOB: 2 BB: 1 P: 22	H: 1 LOB: 2 BB: 1 P: 17	H: 0 LOB: 0 BB: 0 P: 8	H: 2 LOB: 2 BB: 0 P: 19	H: 1 LOB: 1 BB: 0 P: 16	H: 0 LOB: 0 BB: 0 P: 14

1B: 5	SF: 0
2B: 1	SAC: 0
3B: 0	DP: 1
HR: 1	HBP: 1
WP: 1	PA: 38
PB: 1	
SB: 1	
CS: 0	

PITCHER		IP	WLS	BF	H	R	ER	SO	BB	IBB	HBP	BLK	WP	HR	S	P	ERA	WHIP
40 Randall Delgado, R ERA: 4.2	(1, 1)	5.0		23	4	3	3	4	2	1	1	0	1	1	53	94	5.40	1.200
50 Cristhian Martinez, R ERA: 3.39	(6, 1)	2.0		8	2	0	0	3	0	0	0	0	0	0	19	27	0.00	1.000
34 Eric O'Flaherty, L ERA: 1.15	(8, 1)	1.0		4	1	0	0	0	0	0	0	0	0	0	10	16	0.00	1.000
46 Craig Kimbrel, R ERA: 1.57	(9, 1)	1.0	W	3	0	0	0	1	0	0	0	0	0	0	10	14	0.00	0.000

Los Angeles Dodgers @ Atlanta Braves

Turner Field, Atlanta, GA

Sun Sep 04 2011, 1:38 PM - 4:53 PM EDT

Att. 33,852 - Cloudy - 78 F

TOP

livebaseballscorecards.com

AB	33
R	3
H	7
RBI	3
BB	3
SO	8
LOB	19

BOTTOM

Los Angeles Dodgers @ Atlanta Braves

Turner Field, Atlanta, GA

Sun Sep 04 2011, 1:38 PM - 4:53 PM EDT

Att. 33,852 - Cloudy - 78 F

livebaseballscorecards.com

Batter	1	2	3	4	5	6	7	8	9	AB	R	H	RBI	BB	SO	LOB
24 Michael Bourn, L (1, 8) OBP: 0.355, SLG: 0.388	C FF 93 F FF 93 S SL 85 0-3 ① K		X FF 94 0-0 2B		1 SAFE 1 SAFE C SL 88 D SL 88 C SL 83 F SL 86 B SL 85 S FF 95 2-3 ③ K		F FF 95 B FF 94 B FF 94 1 SAFE F FF 95 1 SAFE X SL 87 2-2 ② F8		X SI 95 0-0 ② F9	5	0	1	0	0	2	4
14 Martín Prado, R (1, 3) OBP: 0.311, SLG: 0.394	C FF 94 C SL 86 X SL 84 0-2 ② F8		C FF 94 B FF 94 C FF 95 S CU 76 1-3 ③ K			C FF 92 B CU 73 S SL 82 B SL 84 F SL 83 F SL 85 X FF 94 2-2 ① F7	C SL 86 X FF 94 0-1 ③ G5-3		B CU 81 C CU 81 B SI 96 B SI 95 C CU 83 F CU 82 F SI 96 X CH 87 3-2 1-2 2-H 1B	5	0	1	1	0	1	2
23 Matt Diaz, R (1, 9) OBP: 0.314, SLG: 0.335 20 Eric Hinske, L (8, PH) OBP: 0.324, SLG: 0.431 22 Jason Heyward, L (9, 9) OBP: 0.304, SLG: 0.393	C FF 95 F FF 95 X FF 95 0-2 26 FC6-4 1B			C FF 92 B SL 85 X SL 82 1-1 1B		F FF 95 F CH 84 B CU 74 B CU 75 B FF 95 S SL 86 3-3 ② K		X SL 85 0-0 ① G3		3 1 0	0 0 0	2 0 0	0 0 0	0 0 0	1 0 0	0 0 0
26 Dan Uggla, R (1, 4) OBP: 0.310, SLG: 0.465	S SL 85 X FF 96 0-1 ③ FC6-4 1-2f			B FF 94 C FF 94 S SL 83 S SL 84 1-3 ① K		S SL 85 B SL 86 F FF 95 B SL 84 F SL 85 F SL 86 F SL 88 C CU 75 2-3 ③ K		B SL 85 C SL 86 B SL 89 S SL 86 X SL 84 2-2 1B		4	0	1	0	0	2	2
8 David Ross, R (1, 2) OBP: 0.329, SLG: 0.414 16 Brian McCann, L (8, PH) OBP: 0.357, SLG: 0.499 (9, 2)		X FF 93 0-0 ① F8		1 SAFE S SL 86 X SL 85 0-1 ② P4			B FF 93 C FF 93 C FF 93 F CU 72 S SL 87 1-3 ① K	B FF 91 B FF 90 S SL 85 1 SAFE F SL 87 D FF 91 S SL 88 3-3 ② K		3 1	0 0	0 0	0 0	0 0	1 1	1 1
2 Alex Gonzalez, R (1, 6) OBP: 0.263, SLG: 0.345		B FF 94 B FF 94 F FF 94 F FF 94 B SL 84 F SL 85 F FF 94 F SL 85 F SL 87 3-3 S FF 86 ② K		C FF 94 X FF 94 0-1 ③ F8			S FF 94 B FF 94 B CH 83 X FF 94 2-1 1 1B 17 E 1B	C SI 95 B CH 87 B SI 94 1 SAFE B CH 87 F SI 96 F SI 96 F SI 96 X SI 96 3-2 ③ F9		4	1	1	0	0	1	2
1 Jack Wilson, R (1, 5) OBP: 0.280, SLG: 0.292		C FF 95 S SL 85 S CU 76 0-3 ③ K			B FF 92 S SL 85 X SL 84 1-1 ① P4		C SL 84 C FF 94 F SL 82 B CU 74 D SL 84 X SL 86 2-2 7 WP 17 E 7 1B 1-3 1B		C SI 96 B CU 81 F SI 96 C CU 80 1-3 ① K	4	1	1	0	0	2	0
17 Jose Constanza, L (1, 7) OBP: 0.376, SLG: 0.432			C B FF 94 S FF 95 X SL 86 1-2 40 CS 1B		F FF 94 B FF 95 C FF 94 B CU 76 X FF 95 2-2 ② L5		B FF 94 B FF 94 X FF 94 2-0 E5 7 WP 7 1B 1-2 3-H		F SI 96 L SI 96 X CU 80 0-2 10 WP 14 1B 1B	4	2	2	1	0	0	1
40 Randall Delgado, R (1, 1) 4 Antoan Richardson, S (5, PH) OBP: 1.000, SLG: 1.000 50 Cristhian Martinez, R (6, 1) OBP: 0.333, SLG: 0.500 7 Brooks Conrad, S (7, PH) OBP: 0.339, SLG: 0.426 34 Eric O'Flaherty, L (8, 1) 46 Craig Kimbrel, R (9, 1) 10 Chipper Jones, S (9, PH) OBP: 0.352, SLG: 0.473			M FF 94 1 SAFE F FF 95 S CU 75 0-3 ① ② K 1-2		X FF 94 0-0 1B		F FF 94 B FF 94 S SL 85 B SL 86 D SL 85 X SL 85 3-2 1-H 2-H 1B		B SI 96 S CU 81 I IN 74 I IN 74 I IN 74 4-1 14 1B 1-2 IBB	1 1 0 1 0 0 0	0 0 0 0 0 0 0	0 1 0 2 0 0 0	0 0 0 0 0 0 1	0 0 0 0 0 0 0	1 0 0 0 0 0 0	1 0 0 0 0 0 0
Inning Stats	R: 0 H: 1 E: 0 LOB: 1 K: 1 BB: 0 S: 11 P: 11	R: 0 H: 0 E: 0 LOB: 0 K: 2 BB: 0 S: 11 P: 14	R: 0 H: 2 E: 0 LOB: 1 K: 2 BB: 0 S: 10 P: 12	R: 0 H: 1 E: 0 LOB: 1 K: 1 BB: 0 S: 9 P: 11	R: 0 H: 1 E: 0 LOB: 1 K: 1 BB: 0 S: 10 P: 15	R: 0 H: 0 E: 0 LOB: 0 K: 2 BB: 0 S: 14 P: 21	R: 3 H: 3 E: 1 LOB: 1 K: 1 BB: 0 S: 19 P: 31	R: 0 H: 1 E: 0 LOB: 1 K: 1 BB: 0 S: 12 P: 20	R: 1 H: 2 E: 0 LOB: 2 K: 1 BB: 1 S: 13 P: 21	1B: 10 SF: 0 2B: 1 SAC: 0 3B: 0 DP: 0 HR: 0 HBP: 0						WP: 2 PA: 38 PB: 0 SB: 0 CS: 1

	AB	37
	R	4
	H	11
	RBI	4
	BB	1
	SO	12
	LOB	14

PITCHER		IP	WLS	BF	H	R	ER	SO	BB	IBB	HBP	BLK	WP	HR	S	P	ERA	WHIP
22 Clayton Kershaw, L ERA: 2.45	(1, 1)	7.0		29	8	3	2	10	0	0	0	0	1	0	84	115	2.57	1.143
52 Josh Lindblom, R ERA: 2.18	(8, 1)	0.1		2	1	0	0	0	0	0	0	0	0	0	4	6	0.00	3.000
57 Scott Elbert, L ERA: 2.45	(8, 1)	0.1		1	0	0	0	1	0	0	0	0	0	0	3	6	0.00	0.000
36 Blake Hawksworth, R ERA: 4.47	(8, 1)	1.0	L	6	2	1	1	1	0	1	0	0	1	0	18	29	9.00	2.000

PITCHER	IP	WLS	BF	H	R	ER	SO	BB	IBB	HBP	BLK	WP	HR	S	P	ERA	WHIP

Atlanta Braves @ Philadelphia Phillies

Citizens Bank Park, Philadelphia, PA

Mon Sep 05 2011, 7:08 PM - 9:31 PM EDT

Att. 45,267 - Cloudy - 78 F

TOP

livebaseballscorecards.com

Batter	1	2	3	4	5	6	7	8	9	AB	R	H	RBI	BB	SO	LOB
24 Michael Bourn, L (1, 8) OBP: 0.352, SLG: 0.386	C FF 89 B FF 90 F FC 86 X FF 91 1-2 ① G4-3		B FF 90 F SI 90 X SI 90 1-1 ② G3			X FF 91 0-0 ② P6			B FF 90 T FF 91 C FF 92 S SI 92 1-3 ① K	4	0	0	0	0	1	0
14 Martín Prado, R (1, 5) OBP: 0.308, SLG: 0.390	X FF 91 0-0 ② G6-3		C FF 90 B SI 90 B CU 72 B CH 82 F FC 84 X SI 91 3-2 ③ F9			C FC 86 F FF 92 F CH 84 B CU 73 F FC 86 B CU 73 X CH 83 2-2 ③ L8			C FF 93 F FF 93 B SI 94 X FF 93 1-2 ② G6-3	4	0	0	0	0	0	0
16 Brian McCann, L (1, 2) OBP: 0.357, SLG: 0.496	B FC 87 X FC 87 1-0 1B			B FF 89 F FF 89 X SI 89 1-1 ① P4			B SI 90 X CH 83 1-0 ① G3		X FF 92 0-0 ③ G4-3	4	0	1	0	0	0	0
26 Dan Uggla, R (1, 4) OBP: 0.310, SLG: 0.464	C FF 90 C FF 90 B SI 91 S FC 87 1-3 ③ K			C FF 90 B CU 74 S CH 83 X CU 74 1-2 ② F8			C CH 82 S CH 82 F SI 92 X SI 93 0-2 23 G4-6-3 1B			3	0	1	0	0	1	1
23 Matt Diaz, R (1, 9) OBP: 0.314, SLG: 0.335		B FC 84 C FC 84 F FC 85 B FF 90 X CH 82 2-2 1B		B FF 90 B CH 83 X FC 84 2-0 ③ F8			B SI 90 S SI 90 X FF 92 1-1 ②③ G4-6-3 1-2f			3	0	1	0	0	0	1
5 Freddie Freeman, L (1, 3) OBP: 0.352, SLG: 0.460		S CU 74 F CU 75 S CU 75 0-3 ① K			C FF 89 S CU 74 C FF 91 0-3 ① K			S FC 82 B CU 73 S CH 82 X FC 86 1-2 2 G1-6-3 1B		3	0	1	0	0	2	1
2 Alex Gonzalez, R (1, 6) OBP: 0.262, SLG: 0.343 59 Arodys Vizcaíno, R (8, 1)		B CH 83 X CH 82 1-0 ② F7			B SI 91 F FC 85 X FF 90 1-1 ② P3			C FF 90 S CU 73 B CU 73 X CU 74 1-2 ①② G1-6-3 1-2f		3 0	0 0	0 0	0 0	0 0	0 0	2 0
17 Jose Constanza, L (1, 7) OBP: 0.375, SLG: 0.429		C CU 75 B SI 90 X CU 74 1-1 ③ G4-3			B FF 91 C SI 91 B CH 85 F FC 86 C FF 92 2-3 ③ K			X SI 91 0-0 1B		3	0	1	0	0	1	1
32 Derek Lowe, R (1, 1) OBP: 0.255, SLG: 0.340 4 Antoan Richardson, S (6, PH) OBP: 0.500, SLG: 0.500 19 Scott Linebrink, R (6, 1) 58 Peter Moylan, R (7, 1) 1 Jack Wilson, R (8, PH) OBP: 0.279, SLG: 0.291 (8, 6)			C FF 89 C SI 90 B FF 91 B FF 91 B SI 90 C SI 91 3-3 ① K			B FF 90 X SI 90 1-0 ① P6		C FF 90 S SI 91 X FC 88 0-2 ③ G5-3		1 1 0 0 0 1	0 0 0 0 0 0	0 0 0 0 0 0	0 0 0 0 0 0	1 0 0 0 0 0	0 0 0 0 0 1

	AB	30
	R	0
	H	5
	RBI	0
	BB	0
	SO	6
	LOB	7

Inning Stats																																
	R: 0 E: 0 K: 1 S: 8		H: 1 LOB: 1 BB: 0 P: 11		R: 0 E: 0 K: 1 S: 9		H: 1 LOB: 1 BB: 0 P: 13		R: 0 E: 0 K: 1 S: 8		H: 0 LOB: 0 BB: 0 P: 15		R: 0 E: 0 K: 0 S: 6		H: 0 LOB: 0 BB: 0 P: 10		R: 0 E: 0 K: 2 S: 8		H: 0 LOB: 0 BB: 0 P: 11		R: 0 E: 0 K: 0 S: 7		H: 0 LOB: 0 BB: 0 P: 10		R: 0 E: 0 K: 0 S: 7		H: 1 LOB: 0 BB: 0 P: 9		R: 0 E: 0 K: 0 S: 10		H: 2 LOB: 1 BB: 0 P: 12		R: 0 E: 0 K: 1 S: 7		H: 0 LOB: 0 BB: 0 P: 9		1B: 5 2B: 0 3B: 0 HR: 0		SF: 0 SAC: 0 DP: 2 HBP: 0		WP: 0 PB: 0 SB: 0 CS: 0		PA: 30	

PITCHER		IP	WLS	BF	H	R	ER	SO	BB	IBB	HBP	BLK	WP	HR	S	P	ERA	WHIP
33 Cliff Lee, L ERA: 2.47	(1, 1)	9.0	W	30	5	0	0	6	0	0	0	0	0	0	70	100	0.00	0.556

PITCHER		IP	WLS	BF	H	R	ER	SO	BB	IBB	HBP	BLK	WP	HR	S	P	ERA	WHIP

Batter	1	2	3	4	5	6	7	8	9	AB	R	H	RBI	BB	SO	LOB
8 Shane Victorino, S (1, 8) OBP: 0.380, SLG: 0.529	C SI 87 X SI 88 0-1 G4-3	B SL 80 B SI 88 C SI 90 C SL 81 X SI 88 2-2 G6-3		C SL 80 X SI 88 0-1 27 S 27 S 2-H 3-H 1B	F SI 88 B CH 83 S SI 88 F SI 88 F SI 87 S CH 83 1-3 K			X SI 96 0-0 8 BB 27 1B 1B		4	0	1	2	1	0	0
27 Placido Polanco, R (1, 5) OBP: 0.330, SLG: 0.335	B SI 88 X SI 88 1-0 26 1B 3 1B 1B		C FC 85 T CH 83 B SL 81 C FC 84 1-3 K	S SL 81 B CH 82 1-1 S 2-H		F FF 92 B FF 92 B FO 80 F SI 92 F FF 93 B SL 78 X SI 92 3-2 F7		C SI 96 D SL 83 S SL 81 F SL 81 B FF 96 B SL 80 B FF 96 4-2 26 F8 27 1B 1-2 BB		5	1	2	1	0	1	1
26 Chase Utley, L (1, 4) OBP: 0.346, SLG: 0.438	B SI 87 X SL 80 1-0 6 BB 3 1B 1-3 1B		B SI 88 B SI 88 X SI 88 2-0 F8		C SI 87 X CH 83 0-1 L4	S FF 93 H SL 77 1-1 26 WP 26 F8-2 HBP		B SI 96 F SI 95 X FF 95 1-1 1-2 2-H 1B		5	2	2	0	0	0	3
6 Ryan Howard, L (1, 3) OBP: 0.346, SLG: 0.496	B SL 80 B SL 79 B CH 83 B SI 88 4-0 51 FC5 3 1B 1-2 BB		C SL 80 B SI 88 X CH 83 1-1 3 FC4-6 1B		C SI 88 B SI 88 F SI 89 B CH 84 F SI 89 F CH 84 X SL 81 2-2 3 2B 3B	C SI 91 B FF 91 F SI 92 B SL 75 B SL 79 X SI 95 3-2 F8-2 1-H		C SI 95 B SL 82 B FF 95 X SI 95 2-1 F8 2-3		3	2	2	1	2	0	2
3 Hunter Pence, R (1, 9) OBP: 0.363, SLG: 0.485	S SL 80 F SL 80 B FC 85 X SL 80 1-2 51 FC5 1-2 2-H 3-H 1B		B SL 80 C FC 85 S SL 80 X SL 81 1-2 FC4-6 1-2f		I IN 78 I IN 81 I IN 80 I IN 82 4-0 3 2B 51 1B IBB		B SI 94 B SI 93 B FO 83 C FF 93 X SI 93 3-1 HR	B SL 82 C CH 86 X SI 95 1-1 F8		4	1	2	3	0	0	1
15 John Mayberry Jr., R (1, 7) OBP: 0.329, SLG: 0.519	B SI 88 C FC 86 B CH 83 C SL 80 S CH 83 2-3 K 3-H			B CH 82 B CH 83 F SL 80 T SI 88 F SI 88 B CH 84 B SL 81 4-2 7 SH1-3 51 E 8 1B BB	F CH 83 X FC 87 0-1 51 1B 1-3 3-H 2B		C SI 89 C SL 79 B SL 80 B SI 91 X CH 82 2-2 L7			2	1	0	0	2	1	2
51 Carlos Ruiz, R (1, 2) OBP: 0.373, SLG: 0.383	C SL 81 X SL 80 0-1 FC5 1-2 2-3f			S SL 81 B SL 81 1 SAFE 1 SAFE D CH 83 F SL 80 X SI 87 2-2 FC6 7 SH1-3 8 1B 1-2	F CH 84 B SL 80 B CH 83 S CH 84 B SL 82 B SI 88 4-2 7 G3-1 51 1B BB		C SI 91 X SI 90 0-1 G5-3			4	1	1	2	0	1	3
7 Michael Martinez, S (1, 6) OBP: 0.257, SLG: 0.315		C SI 87 C CH 82 B SI 88 B CH 83 F SL 80 X SI 88 2-2 G4-3		X SI 88 0-0 SH1-3 1-2 2-3	X CH 83 0-0 7 G3-1 1-2 2-H 3-H 1B		B SL 80 C SL 79 F CH 82 F SL 79 C SI 91 1-3 K			3	0	0	0	0	0	2
33 Cliff Lee, L (1, 1) OBP: 0.221, SLG: 0.333		C SI 88 B SL 81 S SI 88 S SI 88 1-3 K		X CH 83 0-0 G3	B SI 88 X SI 88 1-0 G3-1 1-2 2-3			F SI 95 B CH 84 B SI 96 X SI 96 2-1 G4-3		4	1	1	0	0	2	4
Inning Stats	R: 2 E: 0 K: 1 S: 12 H: 3 LOB: 2 BB: 1 P: 21	R: 0 E: 0 K: 1 S: 10 H: 0 LOB: 0 BB: 0 P: 15	R: 0 E: 0 K: 1 S: 9 H: 1 LOB: 1 BB: 0 P: 14	R: 2 E: 1 K: 0 S: 11 H: 1 LOB: 1 BB: 1 P: 18	R: 3 E: 0 K: 1 S: 18 H: 3 LOB: 2 BB: 2 P: 30	R: 0 E: 0 K: 0 S: 8 H: 0 LOB: 0 BB: 0 P: 15	R: 1 E: 0 K: 1 S: 11 H: 1 LOB: 0 BB: 0 P: 17	R: 1 E: 0 K: 0 S: 12 H: 2 LOB: 2 BB: 1 P: 22		1B: 8 2B: 2 3B: 1 HR: 1 SF: 0 SAC: 1 DP: 1 HBP: 1		WP: 2 PB: 0 SB: 1 CS: 0 PA: 41		

PITCHER		IP	WLS	BF	H	R	ER	SO	BB	IBB	HBP	BLK	WP	HR	S	P	ERA	WHIP
32 Derek Lowe, R ERA: 4.65	(1, 1)	5.0	L	28	8	7	5	4	3	1	0	0	0	0	60	98	9.00	2.200
19 Scott Linebrink, R ERA: 3.56	(6, 1)	1.0		4	1	1	1	0	0	0	1	0	1	1	10	20	9.00	1.000
58 Peter Moylan, R ERA: 3.38	(7, 1)	1.0		3	0	0	0	1	0	0	0	0	0	0	9	12	0.00	0.000
59 Arodys Vizcaíno, R ERA: 6.0	(8, 1)	1.0		6	2	1	1	0	1	0	0	0	0	0	12	22	9.00	3.000

PITCHER	IP	WLS	BF	H	R	ER	SO	BB	IBB	HBP	BLK	WP	HR	S	P	ERA	WHIP

BOTTOM

Atlanta Braves @ Philadelphia Phillies

Citizens Bank Park, Philadelphia, PA

Mon Sep 05 2011, 7:08 PM - 9:31 PM EDT

Att. 45,267 - Cloudy - 78 F

livebaseballscorecards.com

AB	34
R	9
H	11
RBI	9
BB	5
SO	5
LOB	18

Batter	1	2	3	4	5	6	7	8	9	AB	R	H	RBI	BB	SO	LOB
24 Michael Bourn, L (1, 8) OBP: 0.354, SLG: 0.389	C FC 89 X FC 88 0-1 P5		X FC 89 0-0 14 FC4-6 1B		B FF 90 F SI 91 X CH 83 1-1 14 G6-3 1B		C FF 93 F FF 93 B SL 82 F FF 92 X SL 83 1-2 26 S 26 FC5-4 2B	C SL 79 B FF 88 C SL 80 S SL 80 1-3 K		5	1	3	0	0	1	2
14 Martín Prado, R (1, 7) OBP: 0.309, SLG: 0.389	C FC 89 B FF 86 F FF 90 B SL 84 B SI 87 B SI 89 4-2 16 1B BB		C SL 84 X FC 89 0-1 FC4-6 1-2f		B FF 90 D SL 85 C FF 90 1 SAFE X FF 89 2-1 G6-3 1-2f		B FF 92 B FF 91 F FF 92 C SL 83 X SL 82 2-2 L7		C FF 92 B FF 93 F FF 92 B FF 93 F FF 93 B CH 85 F FF 93 X FF 94 3-2 16 G4-3 1B	4	0	1	0	1	0	3
16 Brian McCann, L (1, 2) OBP: 0.357, SLG: 0.494	C FF 87 C FF 88 B SL 84 X SI 89 1-2 1-2 1B		C SL 86 B SL 84 B SL 87 C FF 90 F SL 85 B FC 90 F SL 85 C SI 89 3-3 K		B FF 90 B KC 76 C FF 91 B FF 91 X FF 91 3-1 F8		B SL 83 B FF 92 C SL 80 B SI 92 B FF 92 4-1 26 FC5-4 BB		B FF 92 B FF 91 X FF 92 2-0 G4-3 1-2f	4	0	1	0	1	1	2
26 Dan Uggla, R (1, 4) OBP: 0.311, SLG: 0.468	B FF 88 B SL 85 C FC 90 C SL 85 F FF 89 S SL 86 2-3 K			B SL 84 B SL 86 F FF 90 X FF 91 2-1 HR		B SI 90 B SL 86 B SL 87 C FC 92 B FF 90 4-1 10 2B 2 SF7 BB	B FF 93 B SL 82 1 SAFE D SL 83 C FF 92 X FF 92 3-1 FC5-4 1-2f 2-H		S CH 83 F FF 92 B CH 82 B CH 83 S CH 84 2-3 K	4	2	1	2	1	2	3
10 Chipper Jones, S (1, 5) OBP: 0.354, SLG: 0.476	B FC 89 B SL 85 F SI 90 S FF 90 B FC 90 F SL 86 C FF 90 3-3 K			B FC 89 B CH 84 X FF 91 2-0 5 1B 1B		F SL 84 F SL 84 X FC 90 0-2 1-3 2B	1 SAFE X FF 92 0-0 F9			4	0	2	0	0	1	3
5 Freddie Freeman, L (1, 3) OBP: 0.353, SLG: 0.460		C FF 88 B SL 84 F FF 89 C SI 89 1-3 K		B SL 84 B FF 87 X SL 85 2-0 1-2 1B		S FF 90 B FF 90 C FC 90 F SL 85 F SI 91 B SL 84 B FF 91 F SL 83 D SI 91 4-2 BB		C SL 79 X FF 87 0-1 G6-3		3	0	1	0	1	1	0
2 Alex Gonzalez, R (1, 6) OBP: 0.261, SLG: 0.343		C FC 89 B FF 88 F SL 84 X FF 89 1-2 F9		F FF 90 F KC 75 T SL 85 0-2 K	S SL 84 X SL 84 0-1 SF7 3-H			B SI 88 B SL 80 X SL 79 2-0 20 WP 1B		3	0	1	1	0	1	2
17 Jose Constanza, L (1, 9) OBP: 0.361, SLG: 0.412		X FF 90 0-0 G6-3		C SL 84 F FF 90 B SL 84 F FF 88 S SL 86 1-3 K	B SL 83 T FF 89 X FF 90 1-1 L7			C SL 80 C SL 78 B SL 79 S SL 80 1-3 K		4	0	0	0	0	2	5
15 Tim Hudson, R (1, 1) OBP: 0.185, SLG: 0.197 50 Cristhian Martinez, R (7, 1) OBP: 0.333, SLG: 0.500 20 Eric Hinske, L (8, PH) OBP: 0.322, SLG: 0.429 38 Anthony Varvaro, R (8, 1)			B FF 88 C FF 89 B SI 87 F FF 89 B SI 89 X FC 90 3-2 G5-3	B SL 84 C FF 90 X FC 90 1-1 G3		C FF 90 X SL 83 0-1 F8		C FF 88 B SL 80 F SL 80 F SL 80 D SL 81 F SL 80 S SL 81 2-3 K 1-2		3 0 1 0	0 0 0 0	0 0 0 0	0 0 0 0	0 0 1 0	0 0 1 0	4 0 1 0
Inning Stats	R: 0 E: 0 K: 2 S: 15 H: 1 LOB: 2 BB: 1 P: 25	R: 0 E: 0 K: 1 S: 7 H: 0 LOB: 0 BB: 0 P: 9	R: 0 E: 0 K: 1 S: 11 H: 1 LOB: 1 BB: 0 P: 17	R: 1 E: 0 K: 2 S: 13 H: 3 LOB: 2 BB: 0 P: 21	R: 0 E: 0 K: 0 S: 6 H: 1 LOB: 0 BB: 0 P: 12	R: 1 E: 0 K: 0 S: 15 H: 1 LOB: 2 BB: 2 P: 24	R: 1 E: 0 K: 0 S: 11 H: 1 LOB: 1 BB: 1 P: 21	R: 0 E: 0 K: 3 S: 14 H: 1 LOB: 2 BB: 0 P: 20	R: 0 E: 0 K: 1 S: 9 H: 1 LOB: 0 BB: 0 P: 16	1B: 7 2B: 2 3B: 0 HR: 1 SF: 1 SAC: 0 DP: 2 HBP: 0						

TOP

Atlanta Braves @ Philadelphia Phillies

Citizens Bank Park, Philadelphia, PA

Tue Sep 06 2011, 8:58 PM - 12:02 AM EDT

Att. 44,781 - Drizzle - 63 F

livebaseballscorecards.com

AB	35
R	3
H	10
RBI	3
BB	4
SO	10
LOB	25

PITCHER		IP	WLS	BF	H	R	ER	SO	BB	IBB	HBP	BLK	WP	HR	S	P	ERA	WHIP
49 Vance Worley, R ERA: 2.85	(1, 1)	6.0	W	27	7	2	2	6	3	0	0	0	0	1	67	108	3.00	1.667
40 Michael Stutes, R ERA: 3.69	(7, 1)	1.0	H	5	1	1	1	0	1	0	0	0	0	0	11	21	9.00	2.000
54 Brad Lidge, R ERA: 1.46	(8, 1)	1.0	H	5	1	0	0	3	0	0	0	0	1	0	14	20	0.00	1.000
46 Ryan Madson, R ERA: 2.84	(9, 1)	1.0	S	3	1	0	0	1	0	0	0	0	0	0	9	16	0.00	1.000

PITCHER	IP	WLS	BF	H	R	ER	SO	BB	IBB	HBP	BLK	WP	HR	S	P	ERA	WHIP

BOTTOM

Atlanta Braves @ Philadelphia Phillies

Citizens Bank Park, Philadelphia, PA

Tue Sep 06 2011, 8:58 PM - 12:02 AM EDT

Att. 44,781 - Drizzle - 63 F

livebaseballscorecards.com

Batter	1	2	3	4	5	6	7	8	9	AB	R	H	RBI	BB	SO	LOB
8 Shane Victorino, S (1, 8) OBP: 0.380, SLG: 0.527	X FF 88 0-0 ① P6	C SI 88 B FC 86 B SI 90 C CU 76 F FF 90 B FS 83 B CU 76 4-2 BB			B FS 78 C FS 79 B CU 74 X SI 88 2-1 ① P6		B SI 88 C SL 82 X SL 80 1-1 26 FC4-6 27 HBP 6 G4-3 1B	B FF 92 C FF 92 X CU 78 1-1 ② G6-3		4	1	1	0	1	0	0
27 Placido Polanco, R (1, 5) OBP: 0.331, SLG: 0.334	B FF 87 C CU 74 F SI 89 S SI 90 1-3 ② K	C FC 83 1 SAFE D SI 89 1 SAFE 1 SAFE C SI 88 X FC 82 1-2 ③ G6-3			B SI 88 B SI 89 B FF 89 C FF 87 F SI 86 X SI 90 3-2 ② G1-3		B CH 81 B SI 89 1 SAFE H CH 80 3-0 26 FC4-6 HBP 1-2	C FF 92 X FF 92 0-1 1B		4	0	1	0	0	1	1
26 Chase Utley, L (1, 4) OBP: 0.344, SLG: 0.443	B SI 89 C SI 88 B SI 89 F CU 74 F FS 82 X FC 83 2-2 HR		C FF 89 F FC 87 F SI 89 F FF 90 F FC 86 B FS 78 B SI 89 X SI 89 2-2 ① F8		F FF 90 C FF 88 X FC 84 0-2 ③ P4		B SI 88 F CH 81 X SI 88 1-1 ① FC4-6 6 G4-3 29 1B 1-2f 2-3	B FF 92 C CU 78 B CU 80 C CH 87 B FF 93 X FF 92 3-2 ③ F8		5	2	1	1	0	0	3
6 Ryan Howard, L (1, 3) OBP: 0.348, SLG: 0.495	X SI 89 0-0 3 1B 29 1B 1B		C SI 89 S FC 86 S FC 85 0-3 ② K			B FC 81 B FC 82 B SI 88 B SI 88 4-0 3 2B 29 WP BB	B SL 82 B CH 81 F CH 82 S CH 82 B SL 82 X CH 81 3-2 ② G4-3 1-2 3-H			3	2	1	1	1	1	1
3 Hunter Pence, R (1, 9) OBP: 0.366, SLG: 0.488	B SI 89 X FC 82 1-0 29 1B 1-2 1B		B SI 89 B FC 84 S FC 83 B FC 85 F FC 83 C FC 85 3-3 ③ K			S FC 83 B SI 89 C FC 83 X FC 83 1-2 29 WP 29 2B 1-3 2B	C CH 82 F SL 81 B SL 82 B CH 82 F CH 83 B SI 88 B SL 82 4-2 51 BB 29 1B BB			3	1	2	0	1	1	0
29 Raul Ibanez, L (1, 7) OBP: 0.291, SLG: 0.420	B SI 89 B FS 81 F FS 81 F FS 82 X FC 85 2-2 1-3 2-H 1B			B SI 88 X SI 89 1-0 ① L8		B FC 85 B SI 89 X FS 79 2-0 2-H 3-H 2B	B CH 81 S CH 82 X SI 88 1-1 51 BB 1-2 2-H 1B			4	0	3	3	0	0	0
23 Brian Schneider, L (1, 2) OBP: 0.241, SLG: 0.267 51 Carlos Ruiz, R (7, PH) OBP: 0.375, SLG: 0.383 (8, 2)	C SI 89 F FC 84 X FS 80 0-2 ③ G4-3			T FS 78 B FC 84 S FS 79 C SI 89 1-3 ② K		L FC 85 B SI 88 2 SAFE F FF 87 F FC 85 X FF 90 1-2 ① P5	B SI 88 D CH 82 F SL 81 B SL 80 B SI 87 4-1 1-2 2-3 BB			3 0	0 0	0 0	0 0	0 1	1 0	3 0
7 Michael Martinez, S (1, 6) OBP: 0.262, SLG: 0.311		M SI 88 B SI 88 S FC 85 S CU 76 1-3 ① K		C SI 89 C FS 80 F FF 90 B CU 76 B FF 89 B CU 76 F SI 90 F SI 89 B SI 90 4-2 49 FC5-4 BB		S FS 80 B FF 90 D FC 85 B CU 76 B SI 89 4-1 15 G6-4-3 BB	F SI 86 C SI 87 S CH 82 0-3 ③ K			2	0	0	0	2	2	3
49 Vance Worley, R (1, 1) OBP: 0.231, SLG: 0.256 15 John Mayberry Jr., R (6, PH) OBP: 0.328, SLG: 0.518 40 Michael Stutes, R (7, 1) 54 Brad Lidge, R (8, 1) 7 Ross Gload, L (8, PH) OBP: 0.253, SLG: 0.292 46 Ryan Madson, L (9, 1)		X SI 90 0-0 ② G5-3		C FC 82 B FC 82 X SI 90 1-1 ③ FC5-4 1-2f		B FC 84 D FC 83 X SI 90 2-0 ② ③ G6-4-3 1-2f		B FF 92 B FF 91 X FF 91 2-0 ① F9		2 1 0 0 1 0	0 0 0 0 0 0	0 0 0 0 0 0	0 0 0 0 0 0	0 0 0 0 0 0	0 0 0 0 0 0	1 2 0 0 0 0
Inning Stats	R: 2 E: 0 K: 1 S: 16 H: 4 LOB: 2 BB: 0 P: 22	R: 0 E: 0 K: 1 S: 10 H: 0 LOB: 1 BB: 1 P: 16	R: 0 E: 0 K: 2 S: 12 H: 0 LOB: 0 BB: 0 P: 17	R: 0 E: 0 K: 1 S: 11 H: 0 LOB: 1 BB: 1 P: 18	R: 0 E: 0 K: 0 S: 8 H: 0 LOB: 0 BB: 0 P: 13	R: 2 E: 0 K: 0 S: 10 H: 2 LOB: 1 BB: 2 P: 24	R: 2 E: 0 K: 1 S: 16 H: 2 LOB: 3 BB: 2 P: 33	R: 0 E: 0 K: 0 S: 8 H: 1 LOB: 1 BB: 0 P: 14		1B: 6 2B: 2 3B: 0 HR: 1 SF: 0 SAC: 0 DP: 1 HBP: 1						

	AB	R	H	RBI	BB	SO	LOB
	32	6	9	5	6	6	14

WP: 1 PA: 39
PB: 0
SB: 0
CS: 0

PITCHER		IP	WLS	BF	H	R	ER	SO	BB	IBB	HBP	BLK	WP	HR	S	P	ERA	WHIP
15 Tim Hudson, R ERA: 3.14	(1, 1)	6.0	L	27	6	4	4	5	4	0	0	0	1	1	67	110	6.00	1.667
50 Cristhian Martinez, R ERA: 3.62	(7, 1)	1.0		8	2	2	2	1	2	0	1	0	0	0	16	33	18.00	4.000
38 Anthony Varvaro, R ERA: 3.27	(8, 1)	1.0		4	1	0	0	0	0	0	0	0	0	0	8	14	0.00	1.000

PITCHER	IP	WLS	BF	H	R	ER	SO	BB	IBB	HBP	BLK	WP	HR	S	P	ERA	WHIP

Atlanta Braves @ Philadelphia Phillies

Citizens Bank Park, Philadelphia, PA

Wed Sep 07 2011, 7:11 PM - 10:11 PM EDT

Att. 44,870 - Cloudy - 79 F

TOP

livebaseballscorecards.com

Batter	1	2	3	4	5	6	7	8	9	AB	R	H	RBI	BB	SO	LOB
24 Michael Bourn, L (1, 8) OBP: 0.353, SLG: 0.389	F FF 92 B CH 83 B SI 92 X SI 92 2-1 G4-3 ①		B FF 92 C FC 86 F CH 82 S FF 93 1-3 K ②			B CH 82 F FF 92 B SI 91 S FC 85 F FF 93 F CU 71 X SI 92 2-2 10 1B 2B	C FC 85 C FC 85 B SL 77 B SL 76 F FC 85 X CH 83 2-2 L9 ②		B FF 92 B CH 82 S CH 82 X FF 94 2-1 G6-3 ③	5	1	1	0	0	1	2
14 Martín Prado, R (1, 7) OBP: 0.307, SLG: 0.386	B FF 93 F SI 93 S CH 82 F SI 92 B FC 86 F CH 83 X FC 86 2-2 E6 10 G1-6-3		B FF 93 C CH 82 X CH 81 1-1 G6-3 ③			B SI 91 X FF 91 1-0 B1 ①	X CH 82 0-0 F9 ③			4	0	0	0	0	0	2
10 Chipper Jones, S (1, 5) OBP: 0.355, SLG: 0.476	X SI 92 0-0 G1-6-3 ② ③ 1-2f			X FF 93 0-0 F7 ①		B SI 92 X CH 82 1-0 26 BB 2-H 1B		C FF 91 F FF 92 B SL 82 X FF 92 1-2 26 FC5-4 16 BB 1B		4	0	2	1	0	0	1
16 Brian McCann, L (1, 2) OBP: 0.358, SLG: 0.491		C FF 92 B CH 82 B FF 91 C FC 86 F FF 93 B FC 84 B CH 81 4-2 22 BB BB		C SI 92 B FF 91 B FF 92 F CH 82 F FC 87 S SI 92 2-3 K ②		B FC 85 F FF 92 F FF 93 S SL 78 1-3 K ②		B FF 92 B SL 83 D SL 83 B FF 91 4-0 26 FC5-4 1-2 BB		2	0	0	0	2	2	1
26 Dan Uggla, R (1, 4) OBP: 0.310, SLG: 0.466		F SI 91 F SI 93 S CU 70 0-3 K ①		B CH 82 F FF 92 S CU 71 B CH 82 F FF 94 S CU 71 2-3 K ③		S CH 81 B SI 91 D CH 80 C FC 85 F SI 93 D CU 72 F CU 72 B FF 93 4-2 1-2 BB		S SL 84 X FF 92 0-1 FC5-4 ① ② 1-2 2-3		3	0	0	0	1	2	3
20 Eric Hinske, L (1, 3) 34 Eric O'Flaherty, L (6, 1) 23 Matt Diaz, R (8, PH) OBP: 0.313, SLG: 0.333 39 Jonny Venters, L (8, 1) 58 Peter Moylan, R (9, 1)		C SI 92 B FF 91 X CH 82 1-1 F7 ②			B FF 91 S FC 86 F CH 82 B CU 72 F FF 93 B FF 93 F FF 93 X FC 84 3-2 G3-1 ①	X FF 93 0-0 P5 ③		F FF 92 C FF 92 B FF 92 D FF 94 F SL 84 X SL 82 2-2 F9 ③		3 0 1 0 0	0 0 0 0 0	0 0 0 0 0	0 0 0 0 0	0 0 0 0 0	3 0 1 0 0
22 Jason Heyward, L (1, 9) OBP: 0.311, SLG: 0.397		B FF 92 C SI 91 F SI 91 F FF 92 B CU 69 B CH 81 F SI 92 D CU 65 4-2 1-2 BB			B FF 92 B SI 91 B CH 82 B SI 91 4-0 37 FC6 BB		B SI 90 C FF 91 S FF 91 X FF 92 1-2 2 SH1-4 5 1B 1B		X FF 94 0-0 2 SH3-4 1B	2	1	2	0	2	0	0
2 Alex Gonzalez, R (1, 6) OBP: 0.260, SLG: 0.342		F FC 86 S CH 84 S FF 92 0-3 K ③			F FF 94 X FF 92 0-1 F9 ②		1 SAFE X CH 82 0-0 SH1-4 ① 1-2		T FF 92 D CH 82 X FF 92 1-1 SH3-4 ① 1-2	2	0	0	0	0	1	3
37 Brandon Beachy, R (1, 1) OBP: 0.103, SLG: 0.079 5 Freddie Freeman, L (6, 3) OBP: 0.353, SLG: 0.460			C FF 92 F FF 92 C SI 93 0-3 K ①		X FF 91 0-0 FC6 ③ 1-2f		S CH 81 B CU 72 B FF 93 C CH 82 F FF 92 X CU 71 2-2 2-H 1B		F FF 93 S CH 83 X CH 82 0-2 P6 ② Braves	2 2	0 0	0 1	0 1	0 0	1 0	1 1
Inning Stats	R: 0 E: 1 K: 0 S: 8 H: 0 LOB: 0 BB: 0 P: 12	R: 0 E: 0 K: 2 S: 15 H: 0 LOB: 2 BB: 2 P: 24	R: 0 E: 0 K: 2 S: 8 H: 0 LOB: 0 BB: 0 P: 10	R: 0 E: 0 K: 2 S: 9 H: 0 LOB: 0 BB: 0 P: 13	R: 0 E: 0 K: 0 S: 8 H: 0 LOB: 1 BB: 1 P: 15	R: 1 E: 0 K: 1 S: 15 H: 2 LOB: 2 BB: 1 P: 24	R: 1 E: 0 K: 0 S: 13 H: 2 LOB: 1 BB: 0 P: 18	R: 0 E: 0 K: 0 S: 9 H: 1 LOB: 1 BB: 1 P: 16	R: 0 E: 0 K: 0 S: 8 H: 1 LOB: 1 BB: 0 P: 11	1B: 5 2B: 1 3B: 0 HR: 0 SF: 0 SAC: 2 DP: 2 HBP: 0						

	AB	30
	R	2
	H	6
	RBI	2
	BB	5
	SO	7
	LOB	18

WP: 0 PB: 0 SB: 0 CS: 0 PA: 37

PITCHER		IP	WLS	BF	H	R	ER	SO	BB	IBB	HBP	BLK	WP	HR	S	P	ERA	WHIP
44 Roy Oswalt, R ERA: 3.72	(1, 1)	7.0		29	4	2	2	7	4	0	0	0	0	0	76	116	2.57	1.143
37 Antonio Bastardo, L ERA: 1.66	(8, 1)	1.0		4	1	0	0	0	1	0	0	0	0	0	9	16	0.00	2.000
46 Ryan Madson, R ERA: 2.79	(9, 1)	1.0	W	4	1	0	0	0	0	0	0	0	0	0	8	11	0.00	1.000

PITCHER	IP	WLS	BF	H	R	ER	SO	BB	IBB	HBP	BLK	WP	HR	S	P	ERA	WHIP

BOTTOM

Atlanta Braves @ Philadelphia Phillies

Citizens Bank Park, Philadelphia, PA

Wed Sep 07 2011, 7:11 PM - 10:11 PM EDT

Att. 44,870 - Cloudy - 79 F

livebaseballscorecards.com

Batter	1	2	3	4	5	6	7	8	9	AB	R	H	RBI	BB	SO	LOB
8 Shane Victorino, S (1, 8) OBP: 0.379, SLG: 0.523	C FF 91 F FF 93 B CU 75 S SL 83 1-3 K2-3 ①		C CH 77 B CU 75 B CU 73 F FF 92 S FF 94 2-3 K ③			B FF 92 B CU 74 B CH 77 B FF 90 4-0 27 1B BB		B SL 87 C SI 96 B SL 87 S SL 87 S SL 87 2-3 K ②		3	0	0	0	1	3	1
27 Placido Polanco, R (1, 5) OBP: 0.333, SLG: 0.336	C FF 91 B FF 93 C CU 74 F SL 82 X FF 93 1-2 G4-3 ②			C FF 90 X FF 91 0-1 G6-3 ①		1 SAFE B FF 90 1 SAFE C FF 90 B FF 90 F FF 91 1 SAFE X CU 73 2-2 26 HBP 1-3 1B		X SI 95 2-H 0-0 10 BB 1B		4	0	2	1	0	0	0
26 Chase Utley, L (1, 4) OBP: 0.344, SLG: 0.441 10 Ben Francisco, R (8, PH) OBP: 0.337, SLG: 0.367 5 Pete Orr, L (9, 4) OBP: 0.292, SLG: 0.273	B FF 92 B FF 92 C FF 92 B FF 93 F FF 94 X CH 81 3-2 P2 ③			B FF 90 C FF 93 C CH 79 X FF 94 1-2 F7 ②		H SI 91 1-0 1-2 HBP		B SI 96 C SL 87 B SI 95 D SL 86 B SI 94 4-1 1-2 BB		2 0 0	0 0 0	0 0 0	0 0 0	0 1 0	0 0 0	0 0 0
6 Ryan Howard, L (1, 3) OBP: 0.345, SLG: 0.491		C FF 92 B FF 93 B SL 81 C FF 93 F SL 83 B CH 79 S FF 94 3-3 K ①		C SL 81 B SL 81 F CU 72 B SL 82 X FF 93 2-2 F7 ③		C SI 92 S SL 86 B SL 85 B SL 84 S SI 91 2-3 K ③		B FF 95 B SL 84 S SI 94 S SI 94 S SL 87 2-3 K ③		4	0	0	0	0	3	5
3 Hunter Pence, R (1, 9) OBP: 0.363, SLG: 0.484		S SL 83 F FF 94 F FF 95 B SL 83 B CH 80 S SL 82 2-3 K ②			S CU 71 C SL 81 B FF 94 F SL 84 B CU 74 F FF 94 C FF 93 2-3 K ①		X SI 91 0-0 G6-3 ①		C SL 78 B SL 80 S SL 78 B SL 81 B SL 80 F SL 79 X SI 90 3-2 G4-3 ①	4	0	0	0	0	2	0
29 Raul Ibanez, L (1, 7) OBP: 0.293, SLG: 0.426		B CU 73 B CU 73 F FF 92 F FF 93 B CU 75 F SL 82 X FF 92 3-2 HR			C FF 92 C FF 92 F SL 81 B CH 79 X CU 73 1-2 G4-3 ②		C SL 83 S SL 86 C SL 86 0-3 K ②		C SI 91 F CH 81 B SI 90 F CH 83 B SL 79 B SI 91 F SI 90 B SI 90 4-2 7 51 1B 1B BB	3	2	1	1	1	1	0
51 Carlos Ruiz, R (1, 2) OBP: 0.373, SLG: 0.382		C FF 92 X CU 75 0-1 F9 ③			B FF 92 F FF 90 B SL 80 C CH 79 X FF 92 2-2 F8 ③		C SI 91 B SI 92 C SI 92 X SL 85 1-2 G6-3 ③		X SI 88 1-2 0-0 7 1B 1B	4	0	1	0	0	0	0
7 Michael Martinez, S (1, 6) OBP: 0.259, SLG: 0.308 15 John Mayberry Jr., R (8, PH) OBP: 0.331, SLG: 0.519 46 Ryan Madson, L (9, 1) 7 Ross Gload, L (9, PH) OBP: 0.261, SLG: 0.300			B FF 91 C FF 92 F FF 93 S FF 92 1-3 K ①			C FF 91 B CU 75 C FF 90 B CU 76 B SI 94 X FF 91 3-2 G1-3 ①		B SI 95 S SI 95 B SI 95 X SI 94 2-1 21 SH5-4 27 1B 1B	C SL 79 F SL 78 B SI 89 X SL 77 1-2 2-H 1-2 1B	2 1 0 1	0 1 0 0	0 1 0 1	0 0 0 1	1 0 0 0	0 0 0 0	0 0 0 0
44 Roy Oswalt, R (1, 1) OBP: 0.182, SLG: 0.100 37 Antonio Bastardo, R (8, 1) 21 Wilson Valdez, R (8, PH) OBP: 0.292, SLG: 0.345 (9, 6)			C FF 91 X SL 80 0-1 G6-3 ②			C FF 91 C FF 93 C SL 81 0-3 K ②		X SI 95 0-0 SH5-4 ① 1-2		2 0 0	0 0 0	0 0 0	0 0 0	1 0 0	0 0 0	0 0 0
Inning Stats	R: 0 E: 0 K: 1 S: 10 H: 0 LOB: 0 BB: 0 P: 15	R: 1 E: 0 K: 2 S: 14 H: 1 LOB: 0 BB: 0 P: 22	R: 0 E: 0 K: 2 S: 8 H: 0 LOB: 0 BB: 0 P: 11	R: 0 E: 0 K: 0 S: 8 H: 0 LOB: 0 BB: 0 P: 11	R: 0 E: 0 K: 1 S: 12 H: 0 LOB: 0 BB: 0 P: 17	R: 0 E: 0 K: 2 S: 12 H: 1 LOB: 3 BB: 1 P: 24	R: 0 E: 0 K: 1 S: 7 H: 0 LOB: 0 BB: 0 P: 8	R: 1 E: 0 K: 2 S: 11 H: 2 LOB: 2 BB: 1 P: 21	R: 1 E: 0 K: 0 S: 12 H: 2 LOB: 2 BB: 1 P: 20	1B: 5 2B: 0 3B: 0 HR: 1 SF: 0 SAC: 1 DP: 0 HBP: 1						WP: 0 PB: 0 SB: 0 CS: 0 PA: 35	

	AB	30
	R	3
	H	6
	RBI	3
	BB	3
	SO	11
	LOB	6

PITCHER		IP	WLS	BF	H	R	ER	SO	BB	IBB	HBP	BLK	WP	HR	S	P	ERA	WHIP
37 Brandon Beachy, R ERA: 3.29	(1, 1)	5.2		20	2	1	1	7	1	0	0	0	0	1	61	94	1.59	0.529
34 Eric O'Flaherty, L ERA: 1.13	(6, 1)	1.1		5	0	0	0	2	0	0	1	0	0	0	10	14	0.00	0.000
39 Jonny Venters, L ERA: 1.49	(8, 1)	1.0	B	6	2	1	1	2	1	0	0	0	0	0	11	21	9.00	3.000
58 Peter Moylan, R ERA: 4.76	(9, 1)	0.1	L	4	2	1	1	0	1	0	0	0	0	0	12	20	27.00	9.000

PITCHER	IP	WLS	BF	H	R	ER	SO	BB	IBB	HBP	BLK	WP	HR	S	P	ERA	WHIP

Atlanta Braves @ New York Mets

Citi Field, Flushing, NY

Thu Sep 08 2011, 4:12 PM - 7:24 PM EDT

Partly Cloudy - 73 F

TOP

livebaseballscorecards.com

Batter	1	2	3	4	5	6	7	8	9	AB	R	H	RBI	BB	SO	LOB
24 Michael Bourn, L (1, 8) OBP: 0.352, SLG: 0.387	G3	K		G6-3		K		HBP		4	0	0	1	0	2	1
10 Chipper Jones, S (1, 5) OBP: 0.356, SLG: 0.486	26 FC5-4 5 2B 2B		HR	F8			G5-3	K		5	2	2	1	0	1	3
16 Brian McCann, L (1, 2) OBP: 0.357, SLG: 0.486	26 FC5-4 BB		K		P3		F7		F9	4	0	0	0	1	1	0
26 Dan Uggla, R (1, 4) OBP: 0.310, SLG: 0.463	FC5-4 5 2B 1-2f 2-3		K		G6-3		L8		14 WP 1B	5	1	1	0	0	1	2
5 Freddie Freeman, L (1, 3) OBP: 0.356, SLG: 0.463	14 1B 1-H 3-H 2B		14 1B 22 1B 1B		1B			L3	K	5	2	3	2	0	1	1
14 Martín Prado, R (1, 7) OBP: 0.310, SLG: 0.388	3-H 1B		22 1B 1-2 1B		F8			20 BB 22 BB 24 HBP 1B	G5-3 1-2	5	1	3	1	0	0	2
22 Jason Heyward, L (1, 9) OBP: 0.313, SLG: 0.396	F7		1-3 2-H 1B			K		24 HBP 20 BB 1-2 BB		3	0	1	1	1	1	1
2 Alex Gonzalez, R (1, 6) OBP: 0.260, SLG: 0.343		P3	K			2B		F9		4	0	1	0	0	1	4
36 Mike Minor, R (1, 1) OBP: 0.200, SLG: 0.217		G6-3		G5-3		G1-3		24 HBP 1-2 2-3 BB		2	0	0	0	0	0	0
4 Antoan Richardson, S (6, PH) OBP: 0.333, SLG: 0.333										1	0	0	0	0	0	1
59 Arodys Vizcaíno, R (6, 1)										0	0	0	0	0	0	0
34 Eric O'Flaherty, L (7, 1)										0	0	0	0	0	0	0
20 Eric Hinske, L (8, PH) OBP: 0.321, SLG: 0.423										0	0	0	1	0	0	0
17 Jose Constanza, L (8, PR) OBP: 0.361, SLG: 0.412										0	0	0	0	0	0	0
39 Jonny Venters, L (8, 1)										0	0	0	0	0	0	0
46 Craig Kimbrel, R (9, 1)										0	0	0	0	0	0	0

	AB	38
	R	6
	H	11
	RBI	6
	BB	3
	SO	8
	LOB	15

Inning Stats																		
	R: 3	H: 3	R: 0	H: 0	R: 2	H: 4	R: 0	H: 0	R: 0	H: 1	R: 0	H: 1	R: 0	H: 0	R: 1	H: 1	R: 0	H: 1
	E: 0	LOB: 1	E: 0	LOB: 0	E: 0	LOB: 2	E: 0	LOB: 0	E: 0	LOB: 1	E: 0	LOB: 1	E: 0	LOB: 0	E: 0	LOB: 3	E: 0	LOB: 1
	K: 0	BB: 1	K: 1	BB: 0	K: 3	BB: 0	K: 0	BB: 0	K: 0	BB: 1	K: 2	BB: 0	K: 0	BB: 0	K: 1	BB: 2	K: 1	BB: 0
	S: 19	P: 33	S: 9	P: 12	S: 17	P: 23	S: 11	P: 16	S: 8	P: 16	S: 9	P: 13	S: 4	P: 7	S: 20	P: 39	S: 11	P: 14

	1B: 7	SF: 0	WP: 1	PA: 42
	2B: 3	SAC: 0	PB: 0	
	3B: 0	DP: 0	SB: 0	
	HR: 1	HBP: 1	CS: 0	

PITCHER		IP	WLS	BF	H	R	ER	SO	BB	IBB	HBP	BLK	WP	HR	S	P	ERA	WHIP
63 Chris Schwinden, R	(1, 1)	5.0	L	24	8	5	5	4	1	0	0	0	0	1	64	100	9.00	1.800
ERA: 9.0																		
19 Daniel Herrera, L	(6, 1)	2.0		7	1	0	0	2	0	0	0	0	0	0	13	20	0.00	0.500
ERA: 6.35																		
18 Ryota Igarashi, R	(8, 1)	0.2		5	1	1	1	0	2	0	0	0	0	0	15	28	13.50	4.500
ERA: 4.99																		
40 Tim Byrdak, L	(8, 1)	0.2		3	0	0	0	1	0	0	1	0	0	0	6	12	0.00	0.000
ERA: 3.18																		
39 Bobby Parnell, R	(9, 1)	0.2		3	1	0	0	1	0	0	0	0	1	0	10	13	0.00	1.500
ERA: 4.32																		

PITCHER	IP	WLS	BF	H	R	ER	SO	BB	IBB	HBP	BLK	WP	HR	S	P	ERA	WHIP

Batter	1	2	3	4	5	6	7	8	9	AB	R	H	RBI	BB	SO	LOB
11 Rubén Tejada, R (1, 6) OBP: 0.358, SLG: 0.327	C FF 91 F FF 91 X FF 92 0-2 ① F8	B FF 91 X FF 91 1-0 ③ G5-3			C KC 78 F FF 88 B FF 88 X SL 82 1-2 ① F7		X SI 91 0-0 E4 2 1B		1 SAFE L FF 96 B KC 87 1 SAFE 1 SAFE L FF 96 F KC 88 S KC 88 1-3 ① K	5	0	0	0	0	1	1
2 Justin Turner, R (1, 4) OBP: 0.332, SLG: 0.357	C FF 92 B SL 86 F CH 85 F FF 93 B SL 86 F FF 93 B FF 93 F FF 93 X FF 94 3-2 ② F9		C FF 90 F FF 89 F FF 92 X FF 91 0-2 21 FC6-4 1B		C FF 88 B FF 88 B SL 82 X CH 83 2-1 ② G1-3		C SL 85 X SL 86 0-1 1-2 1B		1 SAFE D KC 87 1 SAFE B KC 87 X FF 97 2-0 ② L8	5	0	2	0	0	0	1
21 Lucas Duda, L (1, 9) OBP: 0.352, SLG: 0.481	B KC 82 C FF 94 B FF 93 X FF 92 2-1 5 2B 44 HR 1B		C FF 90 F SL 83 X FF 90 0-2 ① FC6-4 16 1B 1-2f		B SL 83 C CH 82 X FF 90 1-1 2B		B SI 90 C SL 85 X SI 91 1-1 ③ G3		C KC 86 F KC 88 C KC 87 0-3 ③ K	5	1	2	0	0	1	4
5 David Wright, R (1, 5) OBP: 0.363, SLG: 0.460	B FF 91 C SL 86 D CH 86 X CH 86 2-1 1-3 44 HR 2B		B FF 91 B SL 82 F CH 84 B FF 91 F FF 90 F FF 90 F CH 85 F FF 90 C CH 84 3-3 ② K		B FF 89 F SL 85 B FF 89 B SL 84 X CH 84 3-1 ③ F7			B SI 94 B SI 93 B SI 94 B SI 94 4-0 44 1B 6 SF9 BB		3	2	1	0	1	1	2
16 Ángel Pagán, S (1, 8) OBP: 0.321, SLG: 0.384	B FF 90 B KC 80 F CH 85 B FF 91 B SL 84 4-1 44 HR BB		F CH 84 B FF 90 B CH 83 X FF 90 2-1 1-2 1B			B FF 95 C FF 95 C SL 81 F SL 82 B CH 86 B FF 96 X FF 96 3-2 ① F9		B SI 95 F SI 93 F SI 95 B SL 85 F SL 85 F SI 95 X SI 95 2-2 ① F9		3	1	1	0	1	0	1
44 Jason Bay, R (1, 7) OBP: 0.320, SLG: 0.368	C KC 81 F SL 84 B FF 92 X KC 81 1-2 1-H 2-H 3-H HR		C FF 89 C CH 84 X FF 89 0-2 ③ F8			F SI 96 B FF 96 B FF 94 F FF 95 C SI 96 2-3 ② K		B SI 94 X SI 94 1-0 1-3 1B		4	1	2	4	0	1	2
6 Nick Evans, R (1, 3) OBP: 0.354, SLG: 0.495	F FF 92 C FF 91 S FF 92 0-3 ③ K			B KC 79 C FF 89 S SL 83 B CH 85 F CH 85 B FF 89 X CH 83 3-2 9 G6-4-3 1B		B SI 96 X SI 96 1-0 ③ P4		S SI 96 D SL 87 B SL 86 X SI 95 2-1 ② SF9 3-H		3	0	1	1	0	1	0
9 Ronny Paulino, R (1, 2) OBP: 0.314, SLG: 0.352 39 Bobby Parnell, R (9, 1)		F FF 90 B FF 90 F CH 86 B KC 81 B CH 86 X FF 91 3-2 ① F9		F SL 82 B FF 89 X FF 88 1-1 ① ② G6-4-3 1-2f			X SI 95 0-0 ① P4	S SL 86 F SL 86 B SI 96 S SL 86 1-3 ③ K		4 0	0 0	0 0	0 0	0 0	1 0	2 0
63 Chris Schwinden, R (1, 1) 19 Daniel Herrera, L (6, 1) 22 Willie Harris, L (7, PH) OBP: 0.344, SLG: 0.313 3 Josh Satin, R (7, PH) OBP: 0.250, SLG: 0.250 18 Ryota Igarashi, R (8, 1) 40 Tim Byrdak, L (8, 1) 4 Mike Nickeas, R (9, 2) OBP: 0.289, SLG: 0.317 7 José Reyes, S (9, PH) OBP: 0.378, SLG: 0.495		C FF 90 F FF 90 X CH 85 0-2 ② G1-3		S CH 83 B FF 88 X CH 84 1-1 ③ G6-3		B SI 90 S SI 91 X SI 91 1-1 ② G5-3		B FF 94 B FF 95 C FF 95 F FF 95 X FF 96 2-2 1B	2 0 0 1 0 0 0 1	0 0 0 0 0 0 0 0	0 0 0 0 0 0 0 1	0 0 0 0 0 0 0 0	0 0 0 0 0 0 0 0	0 0 0 0 0 0 0 0	0 0 0 0 0 0 0 0
Inning Stats	R: 4 H: 3 E: 0 LOB: 0 K: 1 BB: 1 S: 20 P: 32	R: 0 H: 0 E: 0 LOB: 0 K: 0 BB: 0 S: 7 P: 11	R: 0 H: 2 E: 0 LOB: 2 K: 1 BB: 0 S: 18 P: 23	R: 0 H: 1 E: 0 LOB: 0 K: 0 BB: 0 S: 8 P: 13	R: 0 H: 1 E: 0 LOB: 1 K: 0 BB: 0 S: 9 P: 16	R: 0 H: 0 E: 0 LOB: 0 K: 1 BB: 0 S: 8 P: 14	R: 0 H: 1 E: 1 LOB: 2 K: 0 BB: 0 S: 8 P: 10	R: 1 H: 1 E: 0 LOB: 1 K: 1 BB: 1 S: 11 P: 21	R: 0 H: 1 E: 0 LOB: 1 K: 2 BB: 0 S: 11 P: 16	1B: 7 2B: 2 3B: 0 HR: 1	SF: 1 SAC: 0 DP: 1 HBP: 0			WP: 0 PB: 0 SB: 0 CS: 0	PA: 39		

PITCHER		IP	WLS	BF	H	R	ER	SO	BB	IBB	HBP	BLK	WP	HR	S	P	ERA	WHIP
36 Mike Minor, L ERA: 4.32	(1, 1)	5.0	W	22	7	4	4	2	1	0	0	0	0	1	62	95	7.20	1.600
59 Arodys Vizcaíno, R ERA: 5.4	(6, 1)	1.1	H	4	0	0	0	1	0	0	0	0	0	0	9	15	0.00	0.000
34 Eric O'Flaherty, L ERA: 1.11	(7, 1)	0.2	H	4	1	0	0	0	0	0	0	0	0	0	7	9	0.00	1.500
39 Jonny Venters, L ERA: 1.58	(8, 1)	1.0	H	5	1	1	1	1	1	0	0	0	0	0	11	21	9.00	2.000
46 Craig Kimbrel, R ERA: 1.55	(9, 1)	1.0	S	4	1	0	0	2	0	0	0	0	0	0	11	16	0.00	1.000

PITCHER	IP	WLS	BF	H	R	ER	SO	BB	IBB	HBP	BLK	WP	HR	S	P	ERA	WHIP

BOTTOM

Atlanta Braves @ New York Mets

Citi Field, Flushing, NY

Thu Sep 08 2011, 4:12 PM - 7:24 PM EDT

Partly Cloudy - 73 F

livebaseballscorecards.com

AB	36
R	5
H	10
RBI	5
BB	2
SO	6
LOB	13

Batter	1	2	3	4	5	6	7	8	9	AB	R	H	RBI	BB	SO	LOB
24 Michael Bourn, L (1, 8) OBP: 0.353, SLG: 0.390	B FF 89 F FF 88 X SI 89 1-1 E6 5 G4-3 10 S 26 1B		B CH 81 C SI 90 B CH 83 F FF 90 X CH 83 2-2 ② G4-3		B SI 89 D CH 81 C SI 90 B FF 91 S SI 90 B SI 90 4-2 BB		X SI 79 0-0 ① SH2-3 2-3		F CH 87 F CH 86 X FF 92 0-2 10 2B 3B	3	2	1	0	1	0	0
10 Chipper Jones, S (1, 5) OBP: 0.354, SLG: 0.486	B SI 88 B SI 89 S CH 82 S CH 83 B CH 83 C CH 84 3-3 ① K 1-2		T FF 90 T SI 91 F CH 83 B FF 90 B FF 90 C FF 90 2-3 ③ K		B CH 84 B CH 84 C SI 90 F FF 90 F CH 84 X SI 91 2-2 ③ F8		B SC 67 X SC 65 1-0 ② SF7 3-H		B KC 79 X FF 91 1-0 3-H 2B	4	0	1	2	0	2	3
5 Freddie Freeman, L (1, 3) OBP: 0.354, SLG: 0.459	B CH 82 F FF 90 X CH 84 1-1 ② G4-3 2-3			B KC 73 X CH 83 1-0 ① F9		F FC 86 B CH 82 X CH 82 1-1 ① P5	B SI 83 F SL 73 X SI 83 1-1 ③ G4-3		I IN 64 I IN 64 I IN 65 I IN 67 4-0 IBB	4	0	0	0	1	0	1
26 Dan Uggla, R (1, 4) OBP: 0.310, SLG: 0.461	X SI 90 0-0 3-H 1B			X SI 90 0-0 ② F8		F FF 87 F SI 90 B FC 88 H SI 90 2-2 14 E 22 BB HBP		S KC 78 B KC 77 T FF 91 B KC 80 C SL 85 2-3 ① K	X FF 92 0-0 ③ P2	4	0	1	1	0	1	2
22 Jason Heyward, L (1, 9) OBP: 0.312, SLG: 0.393	B FF 89 C SI 90 S CH 83 S CH 83 1-3 ③ K			B SI 90 C SI 90 S CH 84 B CH 84 S CH 84 2-3 ③ K		B SI 90 F SI 90 T CH 82 F CH 83 B FF 90 B SI 90 F SI 91 F CH 83 B KC 72 4-2 14 E 1-2 BB		B KC 77 B FF 91 C FF 91 B FF 92 X FF 91 3-1 ② P5		3	0	0	0	1	2	1
14 Martín Prado, R (1, 7) OBP: 0.309, SLG: 0.389		C FF 88 B KC 73 C SI 90 X FC 86 1-2 ① G4-3			B KC 73 X CH 82 1-0 8 1B 2B	X FC 87 0-0 E4 1-2 2-3		X FF 91 0-0 ③ F7		4	1	1	0	0	0	2
2 Alex Gonzalez, R (1, 6) OBP: 0.259, SLG: 0.341 50 Cristhian Martinez, R (6, 1) OBP: 0.333, SLG: 0.500 34 Eric O'Flaherty, L (8, 1) 20 Eric Hinske, L (9, PH) OBP: 0.320, SLG: 0.422 38 Anthony Varvaro, R (9, 1)		F SI 90 L CH 83 S FF 90 0-3 ② K			B CH 83 B SI 90 X SI 90 2-0 ① G5-3	B CH 82 F SI 91 F FF 90 D CH 84 X FF 90 2-2 ② P5			B FF 90 C FF 92 C KC 77 B FF 89 F KC 80 X FF 90 2-2 ① F8	3 0 0 1 0	0 0 0 0 0	0 0 0 0 0	0 0 0 0 0	0 0 0 0 0	1 0 0 0 0	4 0 0 0 0
8 David Ross, R (1, 2) OBP: 0.333, SLG: 0.438		T FF 89 X CH 82 0-1 ③ G5-3			B SI 91 S FF 90 C FF 92 B FF 92 X CH 82 2-2 27 SH3-4 2-H 1B	C SI 90 S SI 91 S FF 91 0-3 ③ K			B FF 92 X FF 93 1-0 HR	4	1	2	2	0	1	3
27 Julio Teheran, R (1, 1) 1 Jack Wilson, R (6, 6) OBP: 0.281, SLG: 0.298			C FF 87 X SI 88 0-1 ① L8		L FF 89 B FF 89 L FF 88 B FF 89 X FF 88 2-2 ② SH3-4 1-2		S FF 87 B CH 80 X SI 88 1-1 24 SH2-3 10 SF7 2B		C KC 78 B SL 85 F FF 92 B SL 84 B SL 85 X FF 91 3-2 ② G6-3	1 2	0 1	0 1	0 0	0 0	0 0	0 0
Inning Stats	R: 1 E: 1 K: 2 S: 11 H: 1 LOB: 1 BB: 0 P: 17	R: 0 E: 0 K: 1 S: 8 H: 0 LOB: 0 BB: 0 P: 9	R: 0 E: 0 K: 1 S: 9 H: 0 LOB: 0 BB: 0 P: 13	R: 0 E: 0 K: 1 S: 5 H: 0 LOB: 0 BB: 0 P: 8	R: 1 E: 0 K: 0 S: 14 H: 2 LOB: 2 BB: 1 P: 27	R: 0 E: 1 K: 1 S: 16 H: 0 LOB: 3 BB: 1 P: 25	R: 1 E: 0 K: 0 S: 6 H: 1 LOB: 0 BB: 0 P: 9	R: 0 E: 0 K: 1 S: 6 H: 0 LOB: 0 BB: 0 P: 11	R: 2 E: 0 K: 0 S: 13 H: 3 LOB: 2 BB: 1 P: 24	1B: 2 2B: 3 3B: 1 HR: 1 SF: 1 SAC: 2 DP: 0 HBP: 1						

PITCHER		IP	WLS	BF	H	R	ER	SO	BB	IBB	HBP	BLK	WP	HR	S	P	ERA	WHIP
35 Dillon Gee, R ERA: 4.42	(1, 1)	6.0	L	27	4	3	2	6	2	0	1	0	0	0	65	102	3.00	1.000
19 Daniel Herrera, L ERA: 5.4	(7, 1)	1.0		3	0	0	0	0	0	0	0	0	0	0	4	6	0.00	0.000
27 Pedro Beato, R ERA: 4.02	(8, 1)	2.0		10	3	2	2	1	0	1	0	0	0	1	19	35	9.00	1.500

PITCHER	IP	WLS	BF	H	R	ER	SO	BB	IBB	HBP	BLK	WP	HR	S	P	ERA	WHIP

TOP

Atlanta Braves @ New York Mets

Citi Field, Flushing, NY

Thu Sep 08 2011, 8:03 PM - 10:51 PM EDT

Att. 25,953 - Cloudy - 74 F

livebaseballscorecards.com

AB	33
R	5
H	7
RBI	5
BB	3
SO	7
LOB	16

WP: 0 PB: 0 SB: 1 CS: 0 PA: 40

Atlanta Braves @ New York Mets

Citi Field, Flushing, NY

Thu Sep 08 2011, 8:03 PM - 10:51 PM EDT

Att. 25,953 - Cloudy - 74 F

livebaseballscorecards.com

BOTTOM

Batter	1	2	3	4	5	6	7	8	9	AB	R	H	RBI	BB	SO	LOB
7 José Reyes, S (1, 6) OBP: 0.377, SLG: 0.493	X FF 94 0-0 21 F9 · 2 1B · 44 SF8 · 1B	B FF 94 B FF 94 C CH 84 X CU 77 2-1 ③ L3			F FF 92 F FF 91 S CH 82 0-3 ② K		C SL 82 B SI 90 X CH 84 1-1 ③ F9			4	1	1	0	0	1	1
2 Justin Turner, R (1, 5) OBP: 0.331, SLG: 0.356	F FF 94 1 SAFE 1 SAFE X FF 93 0-1 22 1B · 1-2 · 1B		C CH 81 B FF 92 B FF 93 X CH 82 2-1 ① G5-3		X FF 93 0-0 ③ F8			C SL 80 B SL 83 S CH 83 C SI 90 1-3 ① K		4	0	1	0	0	1	0
21 Lucas Duda, L (1, 9) OBP: 0.347, SLG: 0.473	B FF 94 F FF 94 S FF 94 F FF 94 B CH 84 X CH 85 2-2 ① F9 · 2-3		C FF 93 B CH 82 B CH 83 B FF 93 C CH 82 X FF 93 3-2 ② F8			C CU 73 X FF 93 0-1 ① F8		F SI 91 X SI 91 0-1 ② G4-3		4	0	0	0	0	0	2
44 Jason Bay, R (1, 7) OBP: 0.321, SLG: 0.368	B FF 95 S CU 76 F FF 95 1 SAFE F FF 96 1 SAFE D CH 85 X FF 95 2-2 ② SF8 · 3-H		X FF 92 0-0 ③ F7			C FF 93 B CH 82 B CU 75 B CH 83 F FF 94 B FF 93 4-2 6 F9 · 22 S · BB		B SI 92 C SI 91 X SL 85 1-1 15 1B · 1B		2	0	1	1	1	0	0
22 Willie Harris, L (1, 8) OBP: 0.348, SLG: 0.315 15 Valentino Pascucci, R (8, PH) OBP: 1.000, SLG: 1.000 20 Jason Pridie, L (8, PR) OBP: 0.302, SLG: 0.331 (9, 8)	1 SAFE S CH 84 F FF 95 D CU 76 1 SAFE B CU 76 B FF 94 X CU 76 3-2 1-3 · 1B			B CU 73 B FF 91 B FF 91 C FF 92 X FF 92 3-1 ① F9		B FF 93 1 SAFE 1 SAFE B FF 92 B FF 93 B FF 92 4-0 30 FC6-4 · 1-2 · BB		C SL 84 S SI 91 B SL 87 1 SAFE X SL 85 1-2 1-2 · 1B	2 1 0	0 0 0	1 1 0	0 0 0	1 0 0	0 0 0	0 0 0
6 Nick Evans, R (1, 3) OBP: 0.342, SLG: 0.476	C FF 94 F FF 95 B CU 77 B FF 94 T CU 78 2-2 ③ K			X FF 91 0-0 ② P6		C SL 81 X SI 90 0-1 ② F9 · 2-3		C SI 90 B SL 86 X FF 92 1-1 ③ G6-3		4	0	0	0	0	1	6
30 Josh Thole, L (1, 2) OBP: 0.348, SLG: 0.345		C FF 92 B CH 84 C CH 84 B CU 77 B FF 94 F FF 94 X FF 93 3-2 35 SH3-4 · 1B		B FF 92 X FF 92 1-0 1B		B SI 89 B CH 82 S CH 83 F CH 82 X CH 82 2-2 ③ FC6-4 · 1-2f			C FF 92 X CH 86 0-1 ① L7	4	0	2	0	0	0	2
11 Rubén Tejada, R (1, 4) OBP: 0.355, SLG: 0.323 16 Ángel Pagán, S (9, PH) OBP: 0.320, SLG: 0.383		C CU 76 F FF 94 F FF 92 F FF 93 X CU 77 0-2 ① F8		S CH 83 C FF 93 F FF 93 X CH 82 0-2 ③ L3			C SI 90 C SI 91 S CH 84 0-3 ① K		B FF 92 C FF 92 X FF 93 1-1 ② F8	3 1	0 0	0 0	0 0	0 0	1 0	2 0
35 Dillon Gee, R (1, 1) OBP: 0.156, SLG: 0.119 19 Daniel Herrera, L (7, 1) 23 Mike Baxter, L (7, PH) OBP: 0.333, SLG: 0.389 27 Pedro Beato, R (8, 1) 3 Josh Satin, R (9, PH) OBP: 0.200, SLG: 0.200		L FF 92 B FF 93 1 SAFE L FF 92 X FF 93 1-2 ② SH3-4 · 1-2			C FF 91 B FF 91 B FF 91 C FF 91 S FF 92 2-3 ① K		C SL 82 B SI 89 X CH 83 1-1 ② G1-3		B FF 92 B FF 91 B FF 92 C FF 90 F FF 91 F FF 92 F FF 92 F FF 92 C FF 93 3-3 ③ K	1 0 1 0 1	0 0 0 0 0	0 0 0 0 0	0 0 0 0 0	0 0 0 0 0	1 0 0 0 1	0 0 0 0 0
Inning Stats	R: 1 H: 3 E: 0 LOB: 2 K: 1 BB: 0 S: 17 P: 26	R: 0 H: 1 E: 0 LOB: 1 K: 0 BB: 0 S: 14 P: 20	R: 0 H: 0 E: 0 LOB: 0 K: 0 BB: 0 S: 6 P: 11	R: 0 H: 1 E: 0 LOB: 1 K: 0 BB: 0 S: 8 P: 12	R: 0 H: 0 E: 0 LOB: 0 K: 2 BB: 0 S: 7 P: 9	R: 0 H: 0 E: 0 LOB: 2 K: 0 BB: 2 S: 9 P: 19	R: 0 H: 0 E: 0 LOB: 0 K: 1 BB: 0 S: 7 P: 9	R: 0 H: 2 E: 0 LOB: 2 K: 1 BB: 0 S: 12 P: 16	R: 0 H: 0 E: 0 LOB: 0 K: 1 BB: 0 S: 10 P: 14	1B: 7 SF: 1 2B: 0 SAC: 1 3B: 0 DP: 0 HR: 0 HBP: 0						

	AB	32
	R	1
	H	7
	RBI	1
	BB	2
	SO	6
	LOB	13

WP: 0 PA: 36
PB: 0
SB: 1
CS: 0

PITCHER		IP	WLS	BF	H	R	ER	SO	BB	IBB	HBP	BLK	WP	HR	S	P	ERA	WHIP
27 Julio Teheran, R ERA: 3.86	(1, 1)	5.1	W	23	5	1	1	3	2	0	0	0	0	0	56	90	1.69	1.312
50 Cristhian Martinez, R ERA: 3.51	(6, 1)	2.0	H	6	0	0	0	2	0	0	0	0	0	0	15	20	0.00	0.000
34 Eric O'Flaherty, L ERA: 1.1	(8, 1)	0.2	H	4	2	0	0	0	0	0	0	0	0	0	9	12	0.00	3.000
38 Anthony Varvaro, R ERA: 3.0	(9, 1)	1.0		3	0	0	0	1	0	0	0	0	0	0	10	14	0.00	0.000

PITCHER		IP	WLS	BF	H	R	ER	SO	BB	IBB	HBP	BLK	WP	HR	S	P	ERA	WHIP

Batter	1	2	3	4	5	6	7	8	9	10	AB	R	H	RBI	BB	SO	LOB
24 Michael Bourn, L (1, 8) OBP: 0.356, SLG: 0.397	C FF 92 B FF 94 S CH 87 X FF 94 1-2 16 2B 1B		X SI 92 0-0 16 G3-6-3 1B		C CU 77 B SL 87 B SI 93 X SI 94 2-1 10 G4-6-3 1B		B SI 92 C SI 91 F SI 92 F SL 85 S SL 86 1-3 ② K		B FC 91 1 SAFE C FF 90 F FF 88 X FF 87 1-2 1-H 3B		5	1	4	1	0	1	0
10 Chipper Jones, S (1, 5) OBP: 0.352, SLG: 0.482	B FF 93 B SI 92 S SI 94 X FF 94 2-1 ① L9		B FF 93 1 SAFE S CH 84 X FF 94 1-1 ① L4		1 SAFE C FF 94 B SL 86 F SL 86 X CH 87 1-2 ①② G4-6-3 1-2f		X SI 92 0-0 1B		D FF 90 C SL 79 X SL 80 1-1 ③ G6-3		5	0	1	0	0	0	5
16 Brian McCann, L (1, 2) OBP: 0.357, SLG: 0.487	X FF 93 0-0 5 1-H 2B		F FF 93 B CH 88 X CH 87 1-1 ②③ G3-6-3 1-2f		C CH 86 B SL 87 F FF 95 F SL 86 B SI 96 B CH 87 F CH 87 B SL 85 4-2 26 FC6-4 BB		B SL 84 F SI 92 B SI 93 C SL 84 B SL 84 X SL 85 3-2 ③ G3			B FC 89 X FC 90 1-0 ① P5	4	1	1	1	1	0	2
26 Dan Uggla, R (1, 4) OBP: 0.308, SLG: 0.457	B SL 84 B SL 85 C SL 84 C FF 95 X SL 86 2-2 ② P3			B SL 84 X FF 92 1-0 E4 5 1B	B FF 96 X SI 95 1-0 ③ FC6-4 1-2f			F SI 89 X SI 90 0-1 ① F8		B FF 96 C FC 88 S FF 97 F FF 97 F FF 98 X FC 91 1-2 ② P3	5	0	0	0	0	0	2
5 Freddie Freeman, L (1, 3) OBP: 0.355, SLG: 0.461	X CU 80 0-0 2-H 2B			S CH 86 C CH 87 F FF 94 B CH 87 B SI 94 B CH 86 X SL 84 3-2 22 BB 1-3 1B		X CU 81 0-0 ① G4-3		B SI 89 F CH 83 F SL 86 B CU 73 B CU 74 S CH 82 3-3 ② K		S SI 96 B FF 97 F SI 94 X FF 97 1-2 ③ G1	5	0	2	1	0	1	0
14 Martín Prado, R (1, 7) OBP: 0.309, SLG: 0.388	C FF 94 B FF 94 B SL 87 B FF 95 F FF 94 F FF 94 X FF 94 3-2 ③ G6-3			C SL 85 S SL 86 S SL 86 0-3 ① K		C FF 95 B SI 95 X SL 86 1-1 22 FC4-6 1B		B SL 86 F SI 90 B SL 88 X SL 87 2-1 ③ G6-3			4	0	1	0	0	1	3
22 Jason Heyward, L (1, 9) OBP: 0.312, SLG: 0.389		F FF 94 B CH 87 S CH 86 X CH 88 1-2 ① G1-3		B CU 80 B FF 94 F SI 94 C SI 93 B CH 86 F SI 92 B SL 84 4-2 1-2 BB		D CH 88 B SI 95 X SI 94 2-0 ② FC4-6 1 S 1-2f			B FF 91 C FF 92 B FF 92 B FF 91 X FC 91 3-1 ① G3-1		3	0	0	0	1	0	1
1 Jack Wilson, R (1, 6) OBP: 0.276, SLG: 0.292		F SI 94 B SL 86 S SL 87 X SI 95 1-2 ② P3		S SL 85 F FF 94 S SL 88 0-3 ② K		B FF 95 D FF 93 B SI 92 1 SAFE C FF 91 F FF 94 F SL 86 S FF 95 3-3 ③ K 1-2			C FF 91 B FF 92 X FC 90 1-1 ② G3-1		4	0	0	0	0	2	4
40 Randall Delgado, R (1, 1) 58 Peter Moylan, R (8, 1) 17 Jose Constanza, L (7, PH) 0/0/1 HR, BLG 0.000 59 Arodys Vizcaino, R (7, 1) 39 Jonny Venters, L (8, 1) 20 Eric Hinske, L (9, PH) 0/1/0 HR, BLG 1.000 4 Antoan Richardson, S (9, PR) 46 Craig Kimbrel, R (9, 1) 19 Scott Linebrink, R (10, 1)	B FF 93 C SI 92 F FF 94 S SL 88 1-3 ③ K		S FF 94 S FF 94 S SL 88 0-3 ③ K				M SI 91 C SL 83 B SL 84 S SL 86 1-3 ① K		C FF 93 X FF 92 0-1 24 S 24 3B 1B		2 0 0 0 0 2 3 0 0 0 0 0 0 0 1 0 0 0 0 1 0 0 0 0 0 0 0 0 0 0 0 0 0 0 0 1 0 1 0 0 0 0 0 1 0 0 0 0 0 0 0 0 0 0 0 0 0 0 0 0 0 0 0						
Inning Stats	R: 2 H: 3 E: 0 LOB: 1 K: 0 BB: 0 S: 14 P: 22	R: 0 H: 0 E: 0 LOB: 0 K: 1 BB: 0 S: 9 P: 12	R: 0 H: 1 E: 0 LOB: 0 K: 0 BB: 0 S: 5 P: 7	R: 0 H: 1 E: 1 LOB: 3 K: 3 BB: 1 S: 17 P: 25	R: 0 H: 1 E: 0 LOB: 1 K: 0 BB: 1 S: 10 P: 18	R: 0 H: 1 E: 0 LOB: 1 K: 1 BB: 0 S: 8 P: 14	R: 0 H: 1 E: 0 LOB: 1 K: 2 BB: 0 S: 11 P: 16	R: 0 H: 0 E: 0 LOB: 0 K: 1 BB: 0 S: 7 P: 12	R: 1 H: 2 E: 0 LOB: 2 K: 0 BB: 0 S: 11 P: 17	R: 0 H: 0 E: 0 LOB: 0 K: 0 BB: 0 S: 9 P: 12	1B: 7 SF: 0 2B: 2 SAC: 0 3B: 1 DP: 2 HR: 0 HBP: 0						

TOP

Atlanta Braves @ St. Louis Cardinals

Busch Stadium, St. Louis, MO

Fri Sep 09 2011, 7:17 PM - 10:53 PM CDT

Att. 37,129 - Overcast - 65 F

livebaseballscorecards.com

AB	39
R	3
H	10
RBI	3
BB	2
SO	8
LOB	20

PITCHER		IP	WLS	BF	H	R	ER	SO	BB	IBB	HBP	BLK	WP	HR	S	P	ERA	WHIP
22 Edwin Jackson, R ERA: 3.75	(1, 1)	6.0		26	7	2	2	5	2	0	0	0	0	0	63	98	3.00	1.500
34 Marc Rzepczynski, L ERA: 2.67	(7, 1)	1.0		4	1	0	0	2	0	0	0	0	0	0	11	16	0.00	1.000
46 Kyle McClellan, R ERA: 4.04	(8, 1)	1.0		3	0	0	0	1	0	0	0	0	0	0	7	12	0.00	0.000
28 Octavio Dotel, R ERA: 3.3	(9, 1)	0.2		3	1	1	1	0	0	0	0	0	0	0	6	10	13.50	1.500
53 Arthur Rhodes, L ERA: 5.16	(9, 1)	0.1		2	1	0	0	0	0	0	0	0	0	0	5	7	0.00	3.000

PITCHER		IP	WLS	BF	H	R	ER	SO	BB	IBB	HBP	BLK	WP	HR	S	P	ERA	WHIP
30 Jason Motte, R ERA: 1.67	(10, 1)	1.0	W	3	0	0	0	0	0	0	0	0	0	0	9	12	0.00	0.000

WP: 0 PA: 41
PB: 0
SB: 2
CS: 0

Batter	1	2	3	4	5	6	7	8	9	10	AB	R	H	RBI	BB	SO	LOB
15 Rafael Furcal, S (1, 6) OBP: 0.289, SLG: 0.327	C SI 91 B SI 90 B CH 81 F SI 92 B SI 92 B FF 94 4-2 5 1B 7 G5-3 BB		F SI 89 D CU 77 B CU 78 B CH 83 B SI 92 4-1 ① 5 S 1-2 BB		C SI 93 B CU 79 B CH 85 B CH 84 X SI 93 3-1 ② G3-1		1 SAFE B SI 93 1 SAFE C SI 94 F CH 84 X SL 82 1-2 ③ 1-3 1B		B FF 96 B KC 85 B FF 95 B FF 95 4-0 BB 5 1B 1-2 BB		2	2	1	0	3	0	0
19 Jon Jay, L (1, 8) OBP: 0.353, SLG: 0.444 21 Allen Craig, R (8, PH) OBP: 0.365, SLG: 0.503 56 Adron Chambers, L (8, PR) (9, 8) Ryan Theriot, R (9, PH) OBP: 0.320, SLG: 0.333 30 Jason Motte, R (10, 1)	C SI 92 1 SAFE S CH 81 1 SAFE B SI 91 F CH 82 X CH 83 1-2 ① P6		1 SAFE S CH 82 C SI 90 B SI 91 1 SAFE F CU 78 S CH 83 1-3 ② K		B CH 83 B SI 91 F SI 90 X SI 92 2-1 ③ G6-3			C SI 94 X SI 94 0-1 5 G1-4-3 1B	B KC 87 B FF 96 B FF 96 C FF 96 B FF 96 4-1 5 1B 5 1B 1-2 2-3 BB		3 1 0	0 0 0	0 1 0	0 0 0	0 0 0	1 0 0	2 0 0
5 Albert Pujols, R (1, 3) OBP: 0.369, SLG: 0.550	B FF 93 B CH 83 1 SAFE B FF 92 X SI 91 3-0 7 G5-3 1-3 1B		B SI 91 1 SAFE C SI 91 D CU 78 D CU 80 1 SAFE S CH 85 F CH 85 X CU 81 3-2 ③ P3 1-2			B SL 79 F SI 90 X SI 90 1-1 7 G6-4-3 1B		C SI 95 X SI 94 0-1 ①② G1-4-3 1-2f	S KC 88 X KC 88 0-1 ③ 1-H 2-H 3-H 1B		5	0	3	2	0	0	2
7 Matt Holliday, R (1, 7) OBP: 0.394, SLG: 0.539	F SI 92 B CH 84 S CH 83 B FF 92 B SI 92 X SI 90 3-2 ② G5-3 1-2 3-H			C CH 83 F CU 79 F SI 92 B CH 84 F SI 91 X CU 79 1-2 ① F8		L SI 88 S SL 79 X SL 78 0-2 ①② G6-4-3 1-2f		H SL 87 1-0 12 1B HBP	F FF 93 B SL 78 X SI 92 1-1 33 SH5-4 8 SF8 12 1B 1B	4	1	1	1	0	0	2
12 Lance Berkman, S (1, 9) OBP: 0.402, SLG: 0.553	F CH 82 B SI 92 F SI 91 S CU 81 1-3 ③ K			B SI 92 B SI 91 F SI 92 B SI 93 B SI 92 4-1 55 FC3-6 23 1B BB		F SI 91 F SI 91 B SI 91 X SI 90 1-2 23 FC4-6 1B		B SI 95 B SI 93 F SI 94 S SI 95 B SI 95 X SI 94 3-2 1-3 1B	1 SAFE X FO 82 0-0 33 SH5-4 1-2 1B	4	0	3	0	1	1	1
23 David Freese, R (1, 5) OBP: 0.343, SLG: 0.430 33 Daniel Descalso, L (10, PH) OBP: 0.328, SLG: 0.354		X FF 91 0-0 ① L8		B SI 93 B CH 84 X SI 92 2-0 55 FC3-6 1-2 1B		C SI 90 X CH 82 0-1 ③ FC4-6 1-2f		S SL 85 S SL 87 D SL 86 S SL 86 1-3 ③ K	L FF 90 L SI 91 X FF 91 0-2 ① SH5-4 1-2 2-3	4 0	0 0	1 0	0 0	0 0	1 0	3 0
55 Skip Schumaker, L (1, 4) OBP: 0.341, SLG: 0.363 (10, 8)		B SI 91 C SI 91 F SI 91 B CU 80 F SI 92 F CH 83 F SI 93 F SI 93 X SI 92 2-2 ② G6-3		S CH 84 X CH 83 0-1 ② FC3-6 1-2f 2-3			F SI 95 F SI 96 B SL 82 X SI 96 1-2 ① F7		X FF 96 0-0 8 FC4-6 1B	I IN 67 I IN 69 I IN 64 I IN 65 4-0 IBB	4	0	1	0	1	0	2
4 Yadier Molina, R (1, 2) OBP: 0.330, SLG: 0.444 27 Tyler Greene, R (7, PR) OBP: 0.311, SLG: 0.265 46 Kyle McClellan, R (8, 1) OBP: 0.167, SLG: 0.171 28 Octavio Dotel, R (9, 1) 53 Arthur Rhodes, L (9, 1) 8 Nick Punto, S (9, PH) OBP: 0.372, SLG: 0.398 (10, 4)	B FF 94 S CU 80 C CU 80 C SI 92 1-3 ③ K			C SI 90 C SI 91 B SI 92 F SI 91 B SI 92 B SI 91 X CH 85 3-2 ③ G4-3		B FF 96 B SL 82 F FF 96 F FF 96 F SI 97 B SI 98 X SI 96 3-2 15 1B 1B		S FF 95 D KC 86 B FF 95 1 SAFE S FF 96 X KC 86 2-2 ① FC4-6 BB 15 BB 5 1B 1-2f	B SI 92 B FF 92 C SI 92 S SI 93 F FF 91 F SI 94 B SI 92 F FF 91 X FF 92 3-2 ② SF8 3-H	3 0 0 0 0 1	0 0 0 0 0 1	1 0 0 0 0 0	0 0 0 0 0 1	0 0 0 0 0 0	1 0 0 0 0 1	2 0 0 0 0 1
22 Edwin Jackson, R (1, 1) OBP: 0.280, SLG: 0.250 34 Marc Rzepczynski, L (7, 1) 44 Corey Patterson, L (7, PH) OBP: 0.275, SLG: 0.364 13 Gerald Laird, R (8, 2) OBP: 0.307, SLG: 0.374			S SI 93 B FF 93 X SI 90 1-1 15 CS 1B		C CH 81 X CU 76 0-1 ① G6-3		B FF 94 1 SAFE F SI 94 1 SAFE B SI 94 F FF 93 B SL 82 X SI 96 3-2 ② F7		C KC 86 C KC 87 F FF 97 S KC 87 0-3 ② K		2 0 1 1	0 0 0 0	1 0 0 0	0 0 0 0	0 0 0 0	0 0 1 1	0 0 1 1
Inning Stats	R: 1 E: 0 K: 1 S: 13 H: 1 LOB: 1 BB: 1 P: 25	R: 0 E: 0 K: 1 S: 11 H: 0 LOB: 0 BB: 0 P: 14	R: 0 E: 0 K: 1 S: 11 H: 1 LOB: 1 BB: 1 P: 20	R: 0 E: 0 K: 0 S: 13 H: 1 LOB: 2 BB: 1 P: 23	R: 0 E: 0 K: 0 S: 6 H: 0 LOB: 0 BB: 0 P: 11	R: 0 E: 0 K: 0 S: 10 H: 2 LOB: 1 BB: 0 P: 12	R: 0 E: 0 K: 0 S: 13 H: 2 LOB: 2 BB: 0 P: 21	R: 0 E: 0 K: 1 S: 10 H: 2 LOB: 2 BB: 0 P: 15	R: 2 E: 0 K: 1 S: 11 H: 2 LOB: 2 BB: 2 P: 21	R: 1 E: 0 K: 0 S: 12 H: 2 LOB: 2 BB: 1 P: 20	1B: 13 2B: 0 3B: 0 HR: 0	SF: 1 SAC: 1 DP: 2 HBP: 1	WP: 0 PB: 0 SB: 1 CS: 1	PA: 44			

PITCHER		IP	WLS	BF	H	R	ER	SO	BB	IBB	HBP	BLK	WP	HR	S	P	ERA	WHIP
40 Randall Delgado, R ERA: 3.6	(1, 1)	5.0		20	3	1	1	3	3	0	0	0	0	0	54	93	1.80	1.200
58 Peter Moylan, R ERA: 4.05	(6, 1)	1.0	H	4	2	0	0	0	0	0	0	0	0	0	10	12	0.00	2.000
59 Arodys Vizcaíno, R ERA: 5.02	(7, 1)	1.0	H	4	2	0	0	0	0	0	0	0	0	0	13	21	0.00	2.000
39 Jonny Venters, L ERA: 1.56	(8, 1)	1.0	H	5	2	0	0	1	0	0	1	0	0	0	10	15	0.00	2.000
46 Craig Kimbrel, R ERA: 1.78	(9, 1)	1.0	B	6	2	2	2	1	2	0	0	0	0	0	11	21	18.00	4.000

PITCHER		IP	WLS	BF	H	R	ER	SO	BB	IBB	HBP	BLK	WP	HR	S	P	ERA	WHIP
19 Scott Linebrink, R ERA: 3.7	(10, 1)	0.2	L	5	2	1	1	0	0	1	0	0	0	0	12	20	13.50	3.000

BOTTOM

Atlanta Braves @ St. Louis Cardinals

Busch Stadium, St. Louis, MO

Fri Sep 09 2011, 7:17 PM - 10:53 PM CDT

Att. 37,129 - Overcast - 65 F

livebaseballscorecards.com

AB	35
R	4
H	13
RBI	4
BB	6
SO	5
LOB	17

Batter	1	2	3	4	5	6	7	8	9	AB	R	H	RBI	BB	SO	LOB
24 Michael Bourn, L (1, 8) OBP: 0.357, SLG: 0.397	L SI 92 X SL 87 0-1 16 FC3-6 1 1B 1B		B FF 91 X SI 92 1-0 ① G4-3		C SI 90 B CU 76 B SL 86 X FF 89 2-1 1 S 16 1B 1B		B SI 92 F SI 92 C SL 84 X SL 84 1-2 ② G1-3		C FF 97 F FF 98 1 SAFE F FF 98 F SI 98 B FF 97 F FF 97 X FF 96 1-2 ③ F9 1-3	5	1	2	0	0	0	1
1 Jack Wilson, R (1, 6) OBP: 0.280, SLG: 0.296	C FF 91 1 SAFE X FF 91 0-1 16 FC3-6 1-2 1B		X FC 92 0-0 ② G5-3		C FC 89 C CU 73 D SL 86 F CU 77 F SL 86 X SL 86 1-2 ② G6-3 1-2		C SI 91 X CH 85 0-1 1B			4	0	2	0	0	0	1
16 Brian McCann, L (1, 2) OBP: 0.356, SLG: 0.484	S FC 87 X FC 88 0-1 ① FC3-6 23 FC5-4 1-2f 2-3		X FC 92 0-0 ③ G4-3		D SL 87 X SL 86 1-0 2-H 1B		1 SAFE C SI 92 C SI 92 B SL 84 F SI 92 F SL 85 C SI 92 1-3 ③ K			4	0	1	1	0	1	3
26 Dan Uggla, R (1, 4) OBP: 0.307, SLG: 0.456	T FF 91 B CH 85 C CH 85 D FC 88 F SL 87 B SL 88 S CH 85 3-3 ② K			B SI 91 F FF 91 X SI 90 1-1 5 HR 1B	D CH 84 C CH 83 S SL 86 S SL 86 1-3 ③ K			B KC 80 C CH 86 F FF 92 S CH 86 1-3 ① K		4	1	1	0	0	3	3
23 Matt Diaz, R (1, 7) OBP: 0.309, SLG: 0.329 20 Eric Hinske, L (8, PH) OBP: 0.321, SLG: 0.422 (8, 7)	X CU 75 0-0 ③ FC5-4 1-2f			B FC 90 C SI 92 F CH 84 F SL 86 S SL 86 1-3 ① K		X CH 82 0-0 ① F9		B CH 86 B CH 84 F CH 84 C FF 92 S FF 92 2-3 ② K		3 1	0 0	0 0	0 0	0 0	1 1	3 0
5 Freddie Freeman, L (1, 3) OBP: 0.356, SLG: 0.467		X SI 92 0-0 ① G4-3		S SL 86 B FC 91 X FC 88 1-1 1-H HR		X FF 89 0-0 14 FC5-6-4 1B		F CH 87 X FF 92 0-1 ③ F7		4	1	2	2	0	0	0
14 Martín Prado, R (1, 5) OBP: 0.307, SLG: 0.385		B FC 91 C FC 91 X CH 85 1-1 ② G6-3		B FC 90 B CH 83 X SI 90 2-0 ② G6-3		C FF 88 D CU 73 1 SAFE D FF 83 X CH 83 2-1 ② FC5-6-4 1-2f			B FF 96 S FF 96 C FF 95 X FC 88 1-2 ① F8	4	0	0	0	0	0	1
22 Jason Heyward, L (1, 9) OBP: 0.314, SLG: 0.389		B SI 91 X SI 92 1-0 1B		B FF 90 C FC 87 F FF 90 X FF 90 1-2 ③ G3		F FF 88 X CU 76 0-1 ③ G4-3			F FF 97 F FC 92 B FF 98 B SI 95 F SI 97 F FF 96 B SI 95 B FF 96 4-2 24 E 24 S BB	3	0	1	0	1	0	1
32 Derek Lowe, R (1, 1) OBP: 0.245, SLG: 0.327 7 Brooks Conrad, S (7, PH) OBP: 0.336, SLG: 0.421 38 Anthony Varvaro, R (7, 1) 10 Chipper Jones, S (9, PH) OBP: 0.351, SLG: 0.481		C FC 90 D FF 91 F SI 91 B SL 88 F SL 87 S FF 92 2-3 ③ K			C FC 89 X SI 90 0-1 ① F9		B SI 90 B SI 90 B SI 91 C SI 91 X SI 90 3-1 ① G6-3		X FF 96 0-0 ② F7	2 1 0 1	0 0 0 0	0 0 0 0	0 0 0 0	0 0 0 0	1 0 0 0	1 0 0 1
Inning Stats	R: 0 H: 2 E: 0 LOB: 2 K: 1 BB: 0 S: 11 P: 14	R: 0 H: 1 E: 0 LOB: 1 K: 1 BB: 0 S: 8 P: 12	R: 0 H: 0 E: 0 LOB: 0 K: 0 BB: 0 S: 3 P: 4	R: 2 H: 2 E: 0 LOB: 0 K: 1 BB: 0 S: 12 P: 18	R: 1 H: 2 E: 0 LOB: 1 K: 1 BB: 0 S: 13 P: 18	R: 0 H: 1 E: 0 LOB: 1 K: 0 BB: 0 S: 6 P: 8	R: 0 H: 1 E: 0 LOB: 1 K: 1 BB: 0 S: 12 P: 17	R: 0 H: 0 E: 0 LOB: 0 K: 2 BB: 0 S: 8 P: 11	R: 0 H: 0 E: 0 LOB: 1 K: 0 BB: 1 S: 14 P: 20	1B: 8 SF: 0 2B: 0 SAC: 0 3B: 0 DP: 0 HR: 1 HBP: 0						WP: 0 PA: 37 PB: 0 SB: 2 CS: 0

PITCHER		IP	WLS	BF	H	R	ER	SO	BB	IBB	HBP	BLK	WP	HR	S	P	ERA	WHIP
54 Jaime García, L ERA: 3.68	(1, 1)	6.0	W	26	8	3	3	4	0	0	0	0	0	1	53	74	4.50	1.333
34 Marc Rzepczynski, L ERA: 2.62	(7, 1)	1.0	H	4	1	0	0	1	0	0	0	0	0	0	12	17	0.00	1.000
59 Fernando Salas, R ERA: 2.41	(8, 1)	1.0	H	3	0	0	0	2	0	0	0	0	0	0	8	11	0.00	0.000
30 Jason Motte, R ERA: 1.64	(9, 1)	1.0	S	4	0	0	0	0	1	0	0	0	0	0	14	20	0.00	1.000

PITCHER	IP	WLS	BF	H	R	ER	SO	BB	IBB	HBP	BLK	WP	HR	S	P	ERA	WHIP

TOP

Atlanta Braves @ St. Louis Cardinals

Busch Stadium, St. Louis, MO

Sat Sep 10 2011, 6:17 PM - 8:48 PM CDT

Att. 40,689 - Cloudy - 73 F

livebaseballscorecards.com

AB	36
R	3
H	9
RBI	3
BB	1
SO	7
LOB	15

BOTTOM

Batter	1	2	3	4	5	6	7	8	9	AB	R	H	RBI	BB	SO	LOB
15 Rafael Furcal, S (1, 6) OBP: 0.292, SLG: 0.333	B SI 87 B CH 82 B SI 87 C SI 87 F SI 88 X SI 87 3-2 19 SH5-3 19 S 5 1B 1B	F SI 88 F SI 88 B SL 81 F SI 88 B CH 84 F SI 88 B SI 90 F SI 89 X SI 90 3-2 2B		S SI 87 B SI 88 C CH 84 F SI 88 S SL 81 1-3 ① K		B SI 88 1 SAFE B CH 83 B CH 82 C SI 88 X CH 83 3-1 ③ F8 1-2				4	1	2	0	0	1	1
19 Jon Jay, L (1, 8) OBP: 0.350, SLG: 0.441	1 SAFE B SI 88 X CH 82 1-0 ① SH5-3 1-3	B SI 87 X CH 83 1-0 ③ G3-4-1		C SL 80 F FC 86 B CH 84 S CH 84 1-3 ② K			C FF 92 C CU 79 F FF 95 F FF 93 B CH 89 X CU 80 1-2 ① G3-1			3	0	0	0	0	1	1
5 Albert Pujols, R (1, 3) OBP: 0.368, SLG: 0.547	B SI 88 F SI 87 X SL 80 1-1 12 1B 23 2B 3-H 1B		B SI 89 B FC 86 C SI 88 X SI 88 2-1 ① G5-3	F CH 84 C SI 90 X SI 89 0-2 ③ G3			F FF 91 X FF 91 0-1 ② P4			4	1	1	1	0	0	0
7 Matt Holliday, R (1, 7) OBP: 0.393, SLG: 0.539	F SI 88 D SL 82 F SL 80 B FC 86 1 SAFE S SI 88 2-3 ② K		X SL 81 0-0 12 2B 2B		C SI 88 F FC 86 C FC 85 0-3 ① K		B CU 79 C CU 78 C FF 94 C CU 81 1-3 ③ K			4	1	1	0	0	3	1
12 Lance Berkman, S (1, 9) OBP: 0.405, SLG: 0.556 44 Corey Patterson, L (9, 9) OBP: 0.275, SLG: 0.364	B SL 79 X FC 86 1-0 23 2B 1-2 1B		B FC 86 X SL 79 1-0 4 1B 2-H 2B		B CH 83 B CH 83 F FC 86 B CH 83 B SI 88 4-1 23 G6-4-3 BB			F FF 93 C FF 95 B FF 94 B FF 94 X CU 81 2-2 ① L6		3 0	1 0	2 0	1 0	1 0	0 0	0 0
23 David Freese, R (1, 5) OBP: 0.342, SLG: 0.431 30 Jason Motte, R (9, 1)	B SL 81 X CH 82 1-0 1-3 2-H 2B		B SI 88 B SL 81 C SI 88 C FC 85 F SI 89 F SI 88 F SL 81 F CH 84 C FC 87 2-3 ② K		1 SAFE F SI 87 C FC 87 B SI 88 1 SAFE 1 SAFE F SI 88 F SL 81 B FC 87 2-2 ② F FC 86 ③ 1 SAFE X SI 86 G6-4-3 1-2f		C CU 80 B CU 81 S FF 93 S FF 96 1-3 ② K		4 0	0 0	1 0	1 0	0 0	2 0	2 0
4 Yadier Molina, R (1, 2) OBP: 0.330, SLG: 0.442	C SI 88 B SI 89 X CH 83 1-1 ③ G5-3		B CH 85 C SI 89 B SI 89 C SL 81 X SI 89 2-2 8 S 2-H 1B			X SI 87 0-0 ① G4-3		X FF 95 0-0 ③ F8		4	0	1	1	0	0	2
8 Nick Punto, S (1, 4) OBP: 0.371, SLG: 0.391		M SI 87 X SI 88 0-1 ① F8	B SI 88 I IN 80 I IN 82 I IN 84 4-0 1-2 IBB			L SI 87 B SI 89 C FC 85 B SI 88 F SI 89 F SI 88 B SI 89 X SI 89 3-2 ② F8				2	0	0	0	1	0	0
54 Jaime García, L (1, 1) OBP: 0.125, SLG: 0.164 21 Allen Craig, R (6, PH) OBP: 0.368, SLG: 0.506 27 Tyler Greene, R (6, PR) OBP: 0.311, SLG: 0.265 34 Marc Rzepczynski, L (7, 1) 59 Fernando Salas, R (8, 1) 33 Daniel Descalso, L (9, 5) OBP: 0.328, SLG: 0.354		C SI 88 B SI 88 C SI 87 T SL 81 1-2 ② K	X SI 88 0-0 ③ G1-3			B SL 82 B CH 83 X SI 89 2-0 15 S 1B				2 1 0 0 0 0	0 0 0 0 0 0	0 1 0 0 0 0	0 0 0 0 0 0	0 0 0 0 0 0	1 0 0 0 0 0	2 0 0 0 0 0
Inning Stats	R: 2 E: 0 K: 1 S: 13 H: 4 LOB: 2 BB: 0 P: 23	R: 0 E: 0 K: 1 S: 12 H: 1 LOB: 1 BB: 0 P: 17	R: 2 E: 0 K: 1 S: 15 H: 3 LOB: 2 BB: 1 P: 26	R: 0 E: 0 K: 2 S: 10 H: 0 LOB: 0 BB: 0 P: 12	R: 0 E: 0 K: 1 S: 10 H: 0 LOB: 0 BB: 1 P: 16	R: 0 E: 0 K: 0 S: 9 H: 1 LOB: 2 BB: 0 P: 17	R: 0 E: 0 K: 1 S: 10 H: 0 LOB: 0 BB: 0 P: 12	R: 0 E: 0 K: 1 S: 7 H: 0 LOB: 0 BB: 0 P: 10		1B: 5 2B: 4 3B: 0 HR: 0 SF: 0 SAC: 1 DP: 1 HBP: 0					WP: 0 PB: 0 SB: 3 CS: 0 PA: 34	

PITCHER	IP	WLS	BF	H	R	ER	SO	BB	IBB	HBP	BLK	WP	HR	S	P	ERA	WHIP
32 Derek Lowe, R (1, 1) ERA: 4.7	6.0	L	28	9	4	4	6	1	1	0	0	0	0	69	111	6.00	1.667
38 Anthony Varvaro, R (7, 1) ERA: 2.57	2.0		6	0	0	0	2	0	0	0	0	0	0	17	22	0.00	0.000

PITCHER	IP	WLS	BF	H	R	ER	SO	BB	IBB	HBP	BLK	WP	HR	S	P	ERA	WHIP

Atlanta Braves @ St. Louis Cardinals

Busch Stadium, St. Louis, MO

Sat Sep 10 2011, 6:17 PM - 8:48 PM CDT

Att. 40,689 - Cloudy - 73 F

livebaseballscorecards.com

AB	31
R	4
H	9
RBI	4
BB	2
SO	8
LOB	9

Batter	1	2	3	4	5	6	7	8	9	AB	R	H	RBI	BB	SO	LOB
24 Michael Bourn, L (1, 8) OBP: 0.354, SLG: 0.394	C SI 88 B SL 85 B SL 84 F SI 90 B SI 90 X SI 90 3-2 ① G3-1		C SI 89 B SL 87 D SI 90 B SI 90 S CH 79 S CH 78 3-3 ③ K		C SI 90 B SI 89 B SI 90 S SI 90 S SI 92 F SI 90 B CH 80 X SI 91 3-2 ③ G3		F FF 91 S FF 92 X FF 92 0-2 ③ G4-3			4	0	0	0	0	1	1
1 Jack Wilson, R (1, 6) OBP: 0.279, SLG: 0.295	B SI 89 F SI 89 X SI 91 1-1 ② L3			C SI 88 B SI 89 C CU 76 B SI 88 X SI 90 2-2 ① G6-3		C SI 88 B CH 77 F CH 76 F SL 84 X SI 90 1-2 5 1B 10 1B 1B		B SI 90 C SI 90 C SL 85 B CU 71 X SI 90 2-2 ① G5-3		4	1	1	0	0	0	0
10 Chipper Jones, S (1, 5) OBP: 0.353, SLG: 0.489	C SI 90 B FF 89 X CH 78 1-1 ③ G1-3			C SI 90 F CU 74 B SL 84 X CH 79 1-2 E6 5 BB 26 1B		D SI 89 C SI 89 X SI 89 1-1 5 1B 23 SF9 1-2 1B		F SI 90 B CU 71 C SL 84 B CU 71 X SL 87 2-2 HR		4	2	2	1	0	0	0
26 Dan Uggla, R (1, 4) OBP: 0.307, SLG: 0.454		C SI 88 X CU 76 0-1 ① G6-3		X SI 89 0-0 5 BB 1-2 1B		X SL 84 0-0 ① F7		X SI 91 0-0 ② F7		4	0	1	0	0	0	2
5 Freddie Freeman, L (1, 3) OBP: 0.357, SLG: 0.466		C SI 89 F SL 85 X SI 90 0-2 ② F7		F CH 79 B SI 90 B SI 89 B SI 89 B SI 90 4-1 1-2 2-3 BB		F SL 89 F SL 85 B CH 79 X CH 79 1-2 1-3 2-H 1B		B FF 91 X SI 90 1-0 ③ G4-3		3	0	1	1	1	0	0
20 Eric Hinske, L (1, 7) OBP: 0.319, SLG: 0.419 23 Matt Diaz, R (6, PH) (6, 7) OBP: 0.306, SLG: 0.328		L SI 90 B CH 80 X SI 90 1-1 ③ F7		S CH 79 B SL 85 S CH 78 C SI 90 1-3 ② K		B FF 88 X FF 87 1-0 ② SF9 3-H			S FF 96 S FC 90 B FF 96 F FC 86 C SI 94 1-3 ① K	2 1	0 0	0 0	0 1	0 0	1 1	3 0
8 David Ross, R (1, 2) OBP: 0.325, SLG: 0.426			F SI 89 F CU 78 F SI 91 F CH 78 F SL 87 S SL 87 0-3 ① K	B SL 85 F SI 90 X SL 85 1-1 ③ F9		C FF 89 B FF 89 C CH 84 F SL 81 S SL 78 1-3 ③ K			B FC 88 F FF 96 F SI 96 F FC 90 S FF 97 1-3 ② K	4	0	0	0	0	3	4
22 Jason Heyward, L (1, 9) OBP: 0.313, SLG: 0.387			C CH 78 B SI 92 B SI 91 B SI 90 X SI 90 3-1 15 SH3-4 1B	F SI 88 B SL 85 F SL 85 S CH 80 1-3 ① K		B FF 91 C FC 91 X FF 91 1-1 ① F8			B FF 97 B FF 95 B SI 92 C FF 94 C FF 96 F FF 96 S FF 95 3-3 ③ K	4	0	1	0	0	2	0
15 Tim Hudson, R (1, 1) OBP: 0.182, SLG: 0.194 7 Brooks Conrad, S (7, PH) OBP: 0.333, SLG: 0.417 50 Cristhian Martinez, R (7, 1) OBP: 0.333, SLG: 0.500			L SI 89 B SI 90 1 SAFE X SL 85 1-1 ② SH3-4 1-2	F SI 90 X SI 90 0-1 ② G6-3		F FC 90 X FF 91 0-1 ② F8				1 1 0	0 0 0	0 0 0	0 0 0	0 0 0	0 0 0	0 0 0
Inning Stats	R: 0 E: 0 K: 0 S: 7 H: 0 LOB: 0 BB: 0 P: 12	R: 0 E: 0 K: 0 S: 7 H: 0 LOB: 0 BB: 0 P: 8	R: 0 E: 0 K: 2 S: 13 H: 1 LOB: 1 BB: 0 P: 20	R: 0 E: 1 K: 1 S: 13 H: 1 LOB: 3 BB: 1 P: 22	R: 0 E: 0 K: 1 S: 10 H: 0 LOB: 0 BB: 0 P: 14	R: 2 E: 0 K: 1 S: 15 H: 3 LOB: 1 BB: 0 P: 20	R: 0 E: 0 K: 0 S: 7 H: 0 LOB: 0 BB: 0 P: 8	R: 1 E: 0 K: 0 S: 8 H: 1 LOB: 0 BB: 0 P: 13	R: 0 E: 0 K: 3 S: 12 H: 0 LOB: 0 BB: 0 P: 17	1B: 5 2B: 0 3B: 0 HR: 1 SF: 1 SAC: 1 DP: 0 HBP: 0						WP: 0 PB: 0 SB: 0 CS: 0 PA: 35

PITCHER		IP	WLS	BF	H	R	ER	SO	BB	IBB	HBP	BLK	WP	HR	S	P	ERA	WHIP
35 Jake Westbrook, R ERA: 4.61	(1, 1)	5.1	W	23	5	2	2	4	1	0	0	0	0	0	60	89	3.38	1.125
53 Arthur Rhodes, L ERA: 5.04	(6, 1)	0.2		2	0	0	0	1	0	0	0	0	0	0	5	7	0.00	0.000
28 Octavio Dotel, R ERA: 3.23	(7, 1)	1.0		3	0	0	0	0	0	0	0	0	0	0	7	8	0.00	0.000
46 Kyle McClellan, R ERA: 4.08	(8, 1)	1.0		4	1	1	1	0	0	0	0	0	0	1	8	13	9.00	1.000
30 Jason Motte, R ERA: 1.61	(9, 1)	1.0	S	3	0	0	0	3	0	0	0	0	0	0	12	17	0.00	0.000

PITCHER	IP	WLS	BF	H	R	ER	SO	BB	IBB	HBP	BLK	WP	HR	S	P	ERA	WHIP

TOP

Atlanta Braves @ St. Louis Cardinals

Busch Stadium, St. Louis, MO

Sun Sep 11 2011, 1:18 PM - 3:40 PM CDT

Att. 39,710 - Partly Cloudy - 77 F

livebaseballscorecards.com

AB	32
R	3
H	6
RBI	3
BB	1
SO	8
LOB	10

Atlanta Braves @ St. Louis Cardinals

Busch Stadium, St. Louis, MO

Sun Sep 11 2011, 1:18 PM - 3:40 PM CDT

Att. 39,710 - Partly Cloudy - 77 F

livebaseballscorecards.com

BOTTOM

Batter	1	2	3	4	5	6	7	8	9	AB	R	H	RBI	BB	SO	LOB
15 Rafael Furcal, S (1, 6) OBP: 0.288, SLG: 0.329	B SI 88 B FC 83 B SI 88 C SI 87 F FC 83 X SI 88 3-2 ① G1-3		C CU 76 X SI 91 0-1 ② G3-1 2-3 S FC 83 C SI 88 X FS 81 0-2 ③ F7			B SI 89 B CU 75 B SI 89 C FC 83 X FC 83 3-1 ③ G4-3				4	0	0	0	0	0	2
19 Jon Jay, L (1, 8) OBP: 0.354, SLG: 0.445	X SI 90 0-0 5 G5-4-3 1B		C SI 90 B FS 81 H FC 86 2-1 7 BB 5 1B 12 BB HBP		B CU 74 B FC 85 B SI 89 C SI 88 F SI 88 X SI 88 3-2 7 1B 2B		S SL 81 B SI 90 B SL 81 C CH 83 X CH 83 2-2 ① F8			3	2	2	0	0	0	0
5 Albert Pujols, R (1, 3) OBP: 0.367, SLG: 0.545	B SI 89 X SI 89 1-0 ②③ G5-4-3 1-2f		C CU 76 B CU 78 S FC 84 X FC 85 1-2 12 BB 7 BB 4 2B 1-2 3-H 1B		F FC 84 F SI 90 F SI 90 S CU 77 0-3 ① K		X SI 90 0-0 ② G6-3			4	1	1	1	0	1	2
7 Matt Holliday, R (1, 7) OBP: 0.394, SLG: 0.538		X SI 89 0-0 ① F7	B SI 91 D SI 90 D SI 90 B FC 84 4-0 12 BB 4 2B 1-2 2-3 BB		C FC 84 B SI 90 D CU 77 X SI 89 2-1 4 1B 2-H 1B		C SI 90 B FF 90 B SL 82 F CH 83 X CH 84 2-2 ③ G5-3			3	1	1	1	1	0	0
12 Lance Berkman, S (1, 9) OBP: 0.404, SLG: 0.552 30 Jason Motte, R (9, 1)		B FS 79 B FC 85 S FC 85 X SI 90 2-1 ② L7	B FC 85 B SI 91 B FC 86 F SI 91 B SI 90 4-1 4 2B 1-2 2-3 3-H BB		C CU 75 B SI 90 1 SAFE S CU 74 1 SAFE C SI 89 1-3 ② K			C CH 82 F SI 90 C SI 91 0-3 ① K		3 0	1 0	0 0	1 0	1 0	2 0	1 0
4 Yadier Molina, R (1, 2) OBP: 0.333, SLG: 0.448		B SI 92 X SI 91 1-0 1B	X SI 91 0-0 ③ 1-H 2-H 3-H 2B		F SI 90 B FS 83 F FC 85 X CU 76 1-2 1-2 1B			F SL 83 X SI 91 0-1 ② F8		4	0	3	3	0	0	0
55 Skip Schumaker, L (1, 4) OBP: 0.337, SLG: 0.359 (9, 9)		S FC 85 B SI 90 1 SAFE B SI 89 B FS 80 F SI 89 C SI 89 3-3 ③ K		C SI 87 X FS 78 0-1 ① F7 S SI 86 X FC 85 0-1 ③ L9				C SL 81 B SI 90 F SI 90 X CH 84 1-2 ③ G1		4	0	0	0	0	1	3
33 Daniel Descalso, L (1, 5) OBP: 0.331, SLG: 0.355			C SI 90 S FC 84 B SI 90 F FC 85 H CU 76 2-2 15 G3-1 35 SH2-4 5 1B HBP	S CU 74 S CU 75 X SI 89 0-2 35 SH2-4 1B		C SI 87 B FS 76 B FS 78 F SI 87 F CU 74 C FC 85 2-3 ① K				2	1	1	0	0	1	0
35 Jake Westbrook, R (1, 1) OBP: 0.170, SLG: 0.227 53 Arthur Rhodes, L (6, 1) 56 Adron Chambers, L (6, PH) 28 Octavio Dotel, R (7, 1) 46 Kyle McClellan, R (8, 1) OBP: 0.167, SLG: 0.171 8 Nick Punto, S (9, 4) OBP: 0.371, SLG: 0.391			1 SAFE X SI 89 0-0 ① SH2-4 1-2	L SI 88 1 SAFE B FS 83 X SI 88 1-1 ② SH2-4 1-2		C CU 74 X SI 88 0-1 ② G4-3				0 0 1 0 0 0	0 0 0 0 0 0	0 0 0 0 0 0	0 0 0 0 0 0	0 0 0 0 0 0	0 0 0 0 0 0	0 0 0 0 0 0

| Inning Stats | | | |

Florida Marlins @ Atlanta Braves

Turner Field, Atlanta, GA

Mon Sep 12 2011, 7:13 PM - 11:30 PM EDT

Att. 17,216 - Partly Cloudy - 82 F

livebaseballscorecards.com

Batter	1	2	3	4	5	6	7	8	9	10	11	12	AB	R	H	RBI	BB	SO	LOB
1 Emilio Bonifácio, S (1, 9) OBP: 0.364, SLG: 0.385	B FF 92 C FF 93 F FF 93 B FF 96 S FF 94 2-3 K ①		S FF 92 F FF 94 F CU 76 F FF 94 X SL 83 0-2 12 SF8 3B		C FF 93 S FF 92 B CH 80 S CH 80 1-3 K2-3 ①	X SI 97 0-0 B5-3 ③		B SI 96 C SI 94 B SL 86 F SI 95 X SI 95 2-2 12 E 1B		C SI 90 F CH 82 S SI 90 0-3 K ③		X SI 90 0-0 G3 ③	7	1	2	0	0	3	3
12 Omar Infante, R (1, 4) OBP: 0.321, SLG: 0.375	B FF 93 B FF 92 C FF 93 F FF 94 F FF 95 X SL 85 2-2 29 1B 3B		F FF 93 X FF 93 0-1 SF8 ① 3-H		C CU 73 X FF 92 0-1 29 FC5-4 1B		F FF 92 X SI 91 0-1 15 SH2-3 29 1B 1B	1 SAFE 1 SAFE B SI 96 X SI 96 1-0 E1 1-2			C FF 93 B CU 79 X FF 94 1-1 F9 ①		5	1	3	1	0	0	1
29 Greg Dobbs, L (1, 7) OBP: 0.321, SLG: 0.402	B FF 94 B FF 94 X FF 93 2-0 3-H 1B		B CU 75 C CU 73 B CH 79 F FF 93 F FF 94 S CH 81 2-3 K ②		X CH 78 0-0 FC5-4 ② 1-2f		X SL 87 0-0 15 SH2-3 1-2 1B	B SL 86 C SI 96 T SI 96 D SL 88 S SL 86 2-3 K ③			B CU 80 C FF 93 X CU 79 1-1 G4-3 ②		6	0	2	1	0	2	3
15 Gaby Sanchez, R (1, 3) OBP: 0.353, SLG: 0.432	C FF 92 C CU 73 T FF 93 0-2 K ②		C FF 93 B CU 75 S CH 80 B FF 94 F FF 94 F FF 94 X SL 83 2-2 14 1B 1B		X FF 91 0-0 P3 ③		X SI 90 0-0 SH2-3 ① 1-2 2-3		S FF 97 S FF 98 X FF 100 0-2 G4-3 ①		S FF 93 S CU 80 F CU 81 B CU 80 X CU 80 1-2 G5-3 ③		5	0	1	0	0	1	2
14 John Buck, R (1, 2) OBP: 0.318, SLG: 0.380 9 Brett Hayes, R (12, PR) OBP: 0.276, SLG: 0.368 (12, 2)	C SL 82 X SL 81 0-1 P6 ③		D CU 73 C SL 81 B FF 92 C SL 81 B FF 93 X SL 81 3-2 1-3 1B			C SL 81 C FF 92 S FF 94 0-3 K ①	I IN 61 I IN 64 I IN 67 I IN 69 4-0 IBB		B KC 88 S FF 98 B KC 88 B KC 87 C FF 97 C FF 98 3-3 K ②		B CU 79 B FF 93 B FF 93 C FF 92 B FF 92 4-1 11 SH3-4 27 1B BB	4 0	0 1	1 0	0 0	2 0	2 0	1 0
11 Bryan Petersen, L (1, 8)		C FF 91 B CH 78 B FF 92 X FF 92 2-1 1B D CU 72 C SL 81 F CH 79 B FF 92 S CH 80 2-3 K ③			B FF 93 C FF 91 C FF 92 B CH 80 B FF 92 B FF 92 4-2 54 1B 22 1B BB	F SI 92 B SI 93 S SI 93 F SI 94 F SI 92 S SL 88 1-3 K ②		B FF 98 C FF 97 F FF 98 B KC 89 B KC 89 F FF 97 B FF 97 4-2 22 S BB		1 SAFE X FF 92 0-0 SH3-4 ① 1-2	3	1	1	0	2	2	5
22 Donnie Murphy, R (1, 6) OBP: 0.224, SLG: 0.233	B SL 81 1 SAFE C SL 82 S FF 92 F CU 75 B FF 93 F FF 93 C SL 81 2-3 K ①			C FF 91 X FF 92 0-1 F9 ③	F FF 91 1 SAFE X FF 92 0-1 54 1B 21 WP 1-2 1B	B SI 93 X SI 93 1-0 G1-3 ③		C FF 98 F KC 88 B FF 100 S FF 99 1-3 K ③ 1-2			B FF 93 B CU 79 I IN 59 I IN 55 4-0 27 1B IBB	5	1	1	0	1	2	5
54 Matt Dominguez, R (1, 5) OBP: 0.368, SLG: 0.294	B FF 93 1 SAFE C FF 91 B FF 92 C SL 83 F FF 94 B SL 80 F FF 92 C SL 83 3-3 K ②		C FF 92 S CH 78 C FF 94 0-3 K ②		D CH 78 F FF 91 X FF 92 1-1 21 G3 21 WP 1-3 2-H 1B			B SI 95 B SI 94 C SI 94 S SI 95 X SI 96 2-2 G1-3 ①		B SI 90 X SI 90 1-0 G1-3-1 ①		B FF 92 X FF 92 1-0 F7 ②	6	0	1	1	0	2	3
41 Chris Volstad, R 21 John Baker, L 31 Burke Badenhop, R 40 Mike Dunn, L 58 Ryan Webb, R 11 Jose Lopez, R 34 Edward Mujica, R 31 Steve Cishek, R 24 Mike Cameron, R 32 Clay Hensley, R 27 Giancarlo Stanton, R 23 Javier Vazquez, R	C FF 91 S FF 93 B FF 94 X FF 94 1-2 F7 ③		C FF 92 C CU 74 C FF 94 0-3 K ③			B SL 82 B SI 97 X SI 96 2-0 G3 ② 1-3 3-H		C SI 95 X SI 95 0-1 G4-3 ②		C SL 79 B SL 79 C SL 79 F SI 91 B SL 81 F SI 91 S SL 80 2-3 K ②		F SI 91 S SL 84 B SI 92 F CH 83 X CH 85 1-2 1-3 2-H 1B	2 1 0 0 0 1 0 0 1 0 1 0 0 1 0	0 0 0 0 0 0 0 0 0 0 0 0 0 0	0 0 0 0 0 0 0 0 0 0 1 1 0 0	0 0 0 0 0 0 0 0 0 0 1 1 0 0	1 0 0 0 0 0 0 0 0 0 0 0 0 0	1 1 0 0 0 0 0 0 0 0 0 0 0 0	0 1 0 0 0 0 0 0 0 0 0 0 0 0
Inning Stats	R: 1 E: 0 K: 2 S: 13 H: 2 LOB: 1 BB: 0 P: 19	R: 0 E: 0 K: 2 S: 15 H: 1 LOB: 1 BB: 0 P: 23	R: 1 E: 0 K: 2 S: 22 H: 3 LOB: 2 BB: 0 P: 31	R: 0 E: 0 K: 2 S: 8 H: 0 LOB: 0 BB: 0 P: 8	R: 0 E: 0 K: 1 S: 7 H: 1 LOB: 1 BB: 0 P: 8	R: 2 E: 0 K: 1 S: 11 H: 2 LOB: 1 BB: 1 P: 18	R: 0 E: 0 K: 1 S: 10 H: 2 LOB: 3 BB: 1 P: 16	R: 0 E: 1 K: 1 S: 12 H: 1 LOB: 2 BB: 0 P: 19	R: 0 E: 0 K: 2 S: 12 H: 0 LOB: 1 BB: 1 P: 20	R: 0 E: 0 K: 2 S: 9 H: 0 LOB: 0 BB: 0 P: 12	R: 0 E: 0 K: 0 S: 8 H: 0 LOB: 0 BB: 0 P: 11	R: 1 E: 0 K: 0 S: 8 H: 1 LOB: 2 BB: 2 P: 18	1B: 11 2B: 0 3B: 2 HR: 0	SF: 1 SAC: 2 DP: 0 HBP: 0	WP: 1 PB: 0 SB: 1 CS: 0	PA: 55

PITCHER		IP	WLS	BF	H	R	ER	SO	BB	IBB	HBP	BLK	WP	HR	S	P	ERA	WHIP
37 Brandon Beachy, R ERA: 3.43	(1, 1)	5.1		26	9	4	4	10	1	0	0	0	0	0	74	103	6.75	1.875
59 Arodys Vizcaíno, R ERA: 4.8	(6, 1)	0.2		2	0	0	0	0	0	0	0	0	1	0	2	4	0.00	0.000
34 Eric O'Flaherty, L ERA: 1.09	(7, 1)	1.0		6	2	0	0	1	0	1	0	0	0	0	10	16	0.00	2.000
39 Jonny Venters, L ERA: 1.54	(8, 1)	1.0		5	1	0	0	1	0	0	0	0	0	0	12	19	0.00	1.000
46 Craig Kimbrel, R ERA: 1.76	(9, 1)	1.0		4	0	0	0	2	1	0	0	0	0	0	12	20	0.00	1.000

PITCHER		IP	WLS	BF	H	R	ER	SO	BB	IBB	HBP	BLK	WP	HR	S	P	ERA	WHIP
58 Peter Moylan, R ERA: 3.52	(10, 1)	1.0		3	0	0	0	2	0	0	0	0	0	0	9	12	0.00	0.000
38 Anthony Varvaro, R ERA: 2.87	(11, 1)	1.2	L	7	0	1	1	0	1	1	0	0	0	0	11	23	5.40	0.600
50 Cristhian Martinez, R ERA: 3.39	(12, 1)	0.1		2	1	0	0	0	0	0	0	0	0	0	5	6	0.00	3.000

AB	47
R	5
H	13
RBI	4
BB	5
SO	16
LOB	25

Batter	1	2	3	4	5	6	7	8	9	10	11	12	AB	R	H	RBI	BB	SO	LOB
24 Michael Bourn, L (1, 8) OBP: 0.355, SLG: 0.396	B SI 91 X SI 90 1-0 5 1B 1B		C SI 90 C CU 77 B CU 79 X SI 92 1-2 F8 ①		C CH 82 F CH 83 B CU 79 X SI 91 1-2 10 1B 5 SF8 1B		B FF 94 C FF 94 S FF 94 F FF 96 B SL 89 X FF 96 2-2 G4-3 ①		C SI 94 C SI 95 B CH 85 B SL 84 F SI 95 F SL 84 X SI 94 2-2 26 1B 2B	B SI 89 C SI 88 D CH 83 D SI 88 C CH 80 X SI 89 3-2 G6-3 ③		F SI 96 X FF 96 0-1 G4-3 ③	7	1	3	0	0	0	2
10 Chipper Jones, S (1, 5) OBP: 0.355, SLG: 0.490 17 Jose Constanza, L (11, PR) OBP: 0.358, SLG: 0.408 (12, 7)	F SI 92 1 SAFE 1 SAFE S CH 84 X SI 92 0-2 F7 ①		C CU 79 S CH 85 B CU 79 B FF 92 X CH 84 2-2 G4-3 ②		1 SAFE 1 SAFE B SI 90 X SI 90 1-0 1-3 1B		B FF 95 X FF 95 1-0 2B		I IN 81 I IN 83 I IN 83 I IN 86 4-0 26 1B IBB		C SI 86 B CH 82 B CH 80 F CH 81 X CU 69 2-2 E4 26 BB		5	0	2	0	1	0	1
5 Freddie Freeman, L (1, 3) OBP: 0.355, SLG: 0.464	B CU 78 1 SAFE B CH 85 B SI 92 F SI 91 1 SAFE X SI 92 3-1 1-2 1B		X FF 92 0-0 P6 ③		X FF 90 0-0 SF8 ① 3-H		B SL 88 F FF 96 F FF 96 S FF 96 1-3 K ②		F SI 94 F SI 94 B SI 93 S SL 84 1-3 K ①		B SI 88 1 SAFE X SI 86 1-0 F7 ①		5	0	1	1	0	2	4
26 Dan Uggla, R (1, 4) OBP: 0.309, SLG: 0.454	B SL 85 X SI 92 1-0 F7 ②			B SI 91 C SI 91 F SL 85 B SL 85 X SL 85 2-2 16 1B 2 2B 1B	D SI 92 B SI 92 B SI 92 C SI 92 F SI 92 S SL 85 3-3 K ②		C SL 84 B SL 83 X SI 96 1-1 G4-3 ③		F SI 93 B SL 84 X SL 83 1-2 2-3 14 FC6-4 1B		B SI 89 B SI 88 B SI 88 F SI 86 1 SAFE 1 SAFE F SI 89 B SI 88 4-2 1-2 14 FC6-4 BB		5	1	2	0	1	1	4
16 Brian McCann, L (1, 2) OBP: 0.354, SLG: 0.480	C CH 85 B SL 84 S FF 91 B SL 84 D CH 86 F CU 80 X FF 91 3-2 P6 ③			B FF 90 B CH 84 C CH 84 X FF 92 2-1 2 2B 1-2 1B	B CU 78 X CH 84 1-0 G3 ③			B FF 92 B FS 86 C FS 86 F FF 93 X FS 89 2-2 G4-3 ①	S SL 85 B SL 83 T SI 94 F SI 94 C SL 85 1-3 K ②		S CH 79 F CH 80 S CU 68 0-3 K ②		6	0	1	0	0	2	8
14 Martin Prado, R (1, 7) OBP: 0.305, SLG: 0.386 (12, 5)		X SI 90 0-0 G6-3 ①		M SI 92 B CU 78 F SI 92 B SI 92 F SL 84 S SL 85 2-3 K ①		C SI 91 C SL 79 B SL 80 X SI 91 1-2 22 SF8 3B		F FF 94 C FF 94 F FF 94 F FF 94 B SI 90 S FS 89 1-3 K ②	X SI 93 0-0 FC6-4 ③ 1-2f		X SL 77 0-0 FC6-4 ③ 1-2f		6	1	1	0	0	2	7
22 Jason Heyward, L (1, 9) OBP: 0.318, SLG: 0.388		B SI 90 B FF 90 B SI 92 B SI 91 4-0 2 G6-3 BB		B CH 85 T FF 91 S CH 85 S CH 86 1-3 K ②		B FS 84 F FS 86 X FS 84 1-1 SF8 ① 3-H		B FS 89 X FF 94 1-0 E6 2 1B 1B		B SI 85 B CH 80 B SI 86 B SI 85 4-0 8 G5-3 1 SH1-4 BB		S CH 83 B CH 86 C FF 94 B CH 85 F CH 84 B FF 94 B FF 92 4-2 1 SH3 BB	2	1	1	1	3	1	2
2 Alex Gonzalez, R (1, 6) OBP: 0.263, SLG: 0.346 4 Antoan Richardson, S (8, PR) OBP: 0.333, SLG: 0.333 1 Jack Wilson, R (9, 6) OBP: 0.279, SLG: 0.295	1 SAFE C SI 92 X SL 85 0-1 G6-3 ② 1-2		C SL 85 B SI 92 X CU 78 1-1 1-3 2-H 2B		C SI 91 B SI 91 C SL 79 X SI 93 1-2 23 G4-6-3 1B		B FF 95 F FF 95 C FS 88 F FS 88 X FF 95 1-2 2-H 1B		1 SAFE X SI 86 0-0 SH1-4 ① 1-2		X SI 91 0-0 SH3 ① 1-2	4	0	3	2	0	0	1
	X SI 90 0-0 F9 ③		C SL 84 S SL 84 F SL 87 F SI 91 S SL 83 0-3 K ③		C FF 85 X FF 94 0-1 G4-6-3 ② ③ 1-2f		B FF 92 B FS 86 C FS 86 F FF 93 X FS 89 2-2 G4-3 ①		X SI 88 0-0 G5-3 ② 2-3		S SI 94 F SI 95 F SI 96 B SI 97 T CH 88 1-2 K ②	0	0	0	0	0	0	0
Inning Stats	R: 0 E: 0 K: 0 S: 11 H: 2 LOB: 2 BB: 0 P: 19	R: 0 E: 0 K: 0 S: 4 H: 0 LOB: 1 BB: 1 P: 8	R: 0 E: 0 K: 0 S: 7 H: 0 LOB: 0 BB: 0 P: 10	R: 1 E: 0 K: 3 S: 20 H: 3 LOB: 2 BB: 0 P: 28	R: 1 E: 0 K: 1 S: 9 H: 2 LOB: 1 BB: 0 P: 15	R: 1 E: 0 K: 0 S: 10 H: 2 LOB: 0 BB: 0 P: 13	R: 0 E: 0 K: 1 S: 10 H: 1 LOB: 1 BB: 0 P: 15	R: 1 E: 1 K: 1 S: 14 H: 2 LOB: 1 BB: 0 P: 21	R: 0 E: 0 K: 2 S: 15 H: 2 LOB: 3 BB: 1 P: 24	R: 0 E: 0 K: 0 S: 5 H: 0 LOB: 1 BB: 1 P: 12	R: 0 E: 1 K: 1 S: 10 H: 0 LOB: 2 BB: 1 P: 10	R: 0 E: 0 K: 1 S: 10 H: 0 LOB: 1 BB: 1 P: 15	1B: 10 2B: 3 3B: 1 HR: 0 SF: 2 SAC: 2 DP: 1 HBP: 0						

PITCHER	IP	WLS	BF	H	R	ER	SO	BB	IBB	HBP	BLK	WP	HR	S	P	ERA	WHIP
41 Chris Volstad, R (1, 1) ERA: 5.31	5.0		23	7	2	2	4	1	0	0	0	0	0	51	80	3.60	1.600
31 Burke Badenhop, R (6, 1) ERA: 3.86	0.1	H	3	2	1	1	0	0	0	0	0	0	0	8	11	27.00	6.000
40 Mike Dunn, L (6, 1) ERA: 3.36	1.1	H	4	1	0	0	1	0	0	0	0	0	0	10	14	0.00	0.750
58 Ryan Webb, R (7, 1) ERA: 3.43	0.1	H	1	0	0	0	0	0	0	0	0	0	0	2	3	0.00	0.000
34 Edward Mujica, R (8, 1) ERA: 2.83	1.0	B	5	2	1	0	1	0	0	0	0	0	0	14	21	0.00	2.000

PITCHER	IP	WLS	BF	H	R	ER	SO	BB	IBB	HBP	BLK	WP	HR	S	P	ERA	WHIP
31 Steve Cishek, R (9, 1) ERA: 3.92	1.0		6	2	0	0	2	0	1	0	0	0	0	15	24	0.00	2.000
32 Clay Hensley, R (10, 1) ERA: 5.17	2.0	W	9	0	0	0	1	2	0	0	0	0	0	15	29	0.00	1.000
46 Juan Carlos Oviedo, R (12, 1) ERA: 4.19	1.0	S	4	0	0	0	1	1	0	0	0	0	0	10	15	0.00	1.000

Florida Marlins @ Atlanta Braves

Turner Field, Atlanta, GA

Mon Sep 12 2011, 7:13 PM - 11:30 PM EDT

Att. 17,216 - Partly Cloudy - 82 F

BOTTOM

livebaseballscorecards.com

AB	46
R	4
H	14
RBI	4
BB	5
SO	10
LOB	36

WP: 0 PA: 55
PB: 0
SB: 0
CS: 0

Batter	1	2	3	4	5	6	7	8	9	AB	R	H	RBI	BB	SO	LOB
1 Emilio Bonifácio, S (1, 9) (8, 8) OBP: 0.364, SLG: 0.385	B FF 92 B FF 91 C FF 92 S FF 92 B FF 93 X FF 92 3-2 29 CS 1B		C FF 93 B FF 91 X FF 94 0-2 ③ G1-3		B CH 84 F SL 86 B FF 91 F FF 90 B FF 91 X FF 91 3-2 2-3 3-H 1B		L SI 91 T SI 92 F SL 88 B SL 89 B SI 93 X SI 93 2-2 ③ G4-3		B SI 91 B SL 82 B SI 92 C SI 89 C SI 92 C SI 91 3-3 ③ K	5	0	2	1	0	1	1
12 Omar Infante, R (1, 4) OBP: 0.321, SLG: 0.376	1 SAFE C FF 91 B FF 91 X SL 84 1-1 F7 ①			X FF 90 0-0 2B	C FF 90 B SL 84 B FF 91 1 SAFE X CH 86 2-1 ② F7			B SI 96 C SI 95 F SI 96 B SI 96 B SI 96 X SI 96 3-2 ① G5-3		4	0	1	0	0	0	3
29 Greg Dobbs, L (1, 7) (8, 9) OBP: 0.320, SLG: 0.401	1 SAFE 1 SAFE C FF 91 S SL 85 B FF 91 1 SAFE C SL 85 1-3 ② ③ K 1-2			B KC 80 F FF 90 F FF 91 X FF 92 1-2 ① F7	F FF 90 1 SAFE C SL 84 1 SAFE X SL 85 0-2 ③ L5			S SL 82 B SI 96 F FF 96 B SL 81 B SI 95 X SI 94 3-2 14 1B 1B		4	0	1	0	0	1	4
15 Gaby Sanchez, R (1, 3) OBP: 0.354, SLG: 0.430		B FF 91 B FF 92 B FF 91 B FF 91 4-0 11 FC4-6 BB		F SL 86 B FF 92 B FF 91 S SL 85 F CH 86 B FF 92 B CH 86 4-2 BB		X FF 91 0-0 ① F9		C SI 96 S SL 82 X SL 83 0-2 ② P6		2	0	0	0	2	0	1
14 John Buck, R (1, 2) OBP: 0.320, SLG: 0.380		S CH 84 B SL 86 S KC 81 D KC 82 B FF 92 S CH 85 3-3 ① K		S FF 92 B SL 86 D CH 85 C FF 91 S KC 81 2-3 ② K		B FF 91 B KC 82 F CH 86 C FF 91 F KC 83 B SL 85 B CH 86 4-2 11 G1-3 BB		C SL 82 S SL 82 B FF 95 F SL 82 X SL 82 1-2 1-3 1B		3	0	1	0	1	2	3
11 Bryan Petersen, L (1, 8) OBP: 0.382, SLG: 0.401 11 Jose Lopez, R (8, PH) OBP: 0.258, SLG: 0.387 9 Brett Hayes, R (8, 7) OBP: 0.276, SLG: 0.368		C FF 91 X FF 92 0-1 ② FC4-6 1-2f		C FF 92 X FF 91 0-1 ③ F9		1 SAFE X SL 85 0-0 ② G1-3 1-2		F SI 94 F SI 95 X SL 85 0-2 ③ L6		3 1 0	0 0 0	0 0 0	0 0 0	0 0 0	0 0 0	4 2 0
22 Donnie Murphy, R (1, 6) OBP: 0.225, SLG: 0.222		C CH 84 C FF 91 X FF 92 0-2 ③ G1-3			B FF 90 B SL 84 B FF 90 B FF 89 4-0 54 1B 1 1B BB	C SI 91 F SI 92 B SL 80 B SL 80 B CH 82 F SI 93 C SL 80 3-3 ③ K			C FF 93 S FC 88 F SL 86 B FF 94 X FF 93 1-2 ① F9	3	1	0	0	1	1	2
54 Matt Dominguez, R (1, 5) OBP: 0.348, SLG: 0.286			C FF 91 B FF 92 S CH 85 B CH 87 C FF 93 2-3 ① K		S CH 84 B FF 91 X CH 85 1-1 1 1B 52 SH1-2-4 1-3 1B		B SI 91 C SI 92 X SI 92 1-1 ① G5-3		B FC 87 C FF 93 X FC 86 1-1 ② G6-3	4	0	1	0	0	1	0
52 Brad Hand, L (1, 1) OBP: 0.063, SLG: 0.063 58 Ryan Webb, R (6, 1) 43 Vinny Rottino, R (7, PH) OBP: 0.143, SLG: 0.143 44 Brian Sanches, R (7, 1) OBP: 0.200, SLG: 0.200 39 Chris Hatcher, R (8, 1) 21 John Baker, L (9, PH) OBP: 0.400, SLG: 0.250			C FF 91 C FF 92 S FF 93 0-3 ② K		X FF 90 0-0 ① SH1-2-4 1-2		F SI 92 B SL 88 X SI 93 1-1 ② G4-3		B SL 82 X SL 85 1-0 1B	1 0 1 0 0 1	0 0 0 0 0 0	0 0 0 0 0 1	0 0 0 0 0 0	1 0 0 0 0 0	0 0 0 0 0 0	0 0 0 0 0 0
Inning Stats	R: 0 E: 0 K: 1 S: 8 H: 1 LOB: 1 BB: 0 P: 13	R: 0 E: 0 K: 1 S: 8 H: 0 LOB: 1 BB: 1 P: 15	R: 0 E: 0 K: 2 S: 9 H: 0 LOB: 0 BB: 0 P: 11	R: 0 E: 0 K: 1 S: 12 H: 1 LOB: 2 BB: 1 P: 19	R: 1 E: 0 K: 0 S: 11 H: 2 LOB: 2 BB: 1 P: 21	R: 0 E: 0 K: 1 S: 9 H: 0 LOB: 1 BB: 1 P: 16	R: 0 E: 0 K: 0 S: 8 H: 0 LOB: 0 BB: 0 P: 12	R: 0 E: 0 K: 0 S: 16 H: 2 LOB: 2 BB: 0 P: 23	R: 0 E: 0 K: 1 S: 10 H: 1 LOB: 1 BB: 0 P: 16	1B: 6 2B: 2 3B: 0 HR: 0 SF: 0 SAC: 1 DP: 1 HBP: 0					WP: 0 PB: 0 SB: 0 CS: 1	PA: 37	

TOP

Florida Marlins @ Atlanta Braves

Turner Field, Atlanta, GA

Tue Sep 13 2011, 7:12 PM - 10:07 PM EDT

Att. 22,707 - Clear - 84 F

livebaseballscorecards.com

AB	32
R	1
H	7
RBI	1
BB	4
SO	7
LOB	20

PITCHER		IP	WLS	BF	H	R	ER	SO	BB	IBB	HBP	BLK	WP	HR	S	P	ERA	WHIP
36 Mike Minor, L ERA: 4.11	(1, 1)	5.2		24	4	1	1	5	4	0	0	0	0	0	53	88	1.59	1.412
58 Peter Moylan, R ERA: 3.38	(6, 1)	0.1	W	1	0	0	0	1	0	0	0	0	0	0	4	7	0.00	0.000
34 Eric O'Flaherty, L ERA: 1.07	(7, 1)	1.0	H	3	0	0	0	0	0	0	0	0	0	0	8	12	0.00	0.000
59 Arodys Vizcaíno, R ERA: 4.6	(8, 1)	0.2		4	2	0	0	0	0	0	0	0	0	0	13	20	0.00	3.000
39 Jonny Venters, L ERA: 1.54	(8, 1)	0.1		1	0	0	0	0	0	0	0	0	0	0	3	3	0.00	0.000

PITCHER		IP	WLS	BF	H	R	ER	SO	BB	IBB	HBP	BLK	WP	HR	S	P	ERA	WHIP
19 Scott Linebrink, R ERA: 3.62	(9, 1)	1.0		4	1	0	0	1	0	0	0	0	0	0	10	16	0.00	1.000

Florida Marlins @ Atlanta Braves

Turner Field, Atlanta, GA

Tue Sep 13 2011, 7:12 PM - 10:07 PM EDT

Att. 22,707 - Clear - 84 F

BOTTOM

livebaseballscorecards.com

Batter	1	2	3	4	5	6	7	8	9	AB	R	H	RBI	BB	SO	LOB
24 Michael Bourn, L (1, 8) OBP: 0.354, SLG: 0.395	B FF 87 X FF 86 1-0 26 S 5 S 1B	B FF 91 B FF 92 X FF 90 2-0 ③ G1-3			X FF 90 0-0 ② B1-3	B SI 96 C SL 82 B CH 86 B SI 96 X SI 95 3-1 ③ G4-3		F FF 94 B FF 95 X SI 95 1-1 ② SF8 3-H		4	0	1	1	0	0	4
10 Chipper Jones, S (1, 5) OBP: 0.355, SLG: 0.489	B FF 88 T FF 89 1 SAFE X FF 88 1-1 ① P6	B CU 76 X CH 82 1-0 1B			F CH 82 F FF 91 S CU 80 0-3 ③ K2-3		B SI 89 B SI 89 C FF 90 S FF 89 F SI 90 X FF 89 2-2 5 BB 26 HR 1B	C FS 88 F FS 87 B SL 88 B FF 94 C FS 89 2-3 ③ K		5	1	2	0	0	2	1
5 Freddie Freeman, L (1, 3) OBP: 0.356, SLG: 0.462	1 SAFE C CU 76 B FF 88 B 2 SAFE D CU 77 F FF 88 D CU 78 4-2 1-2 BB	X FF 90 0-0 ① F7				B CU 75 F FF 89 S CH 81 B CH 84 X CU 79 2-2 ① P6	B SI 88 B SI 88 B SI 89 B SI 88 4-0 1-2 26 HR BB			2	1	0	0	2	0	1
26 Dan Uggla, R (1, 4) OBP: 0.310, SLG: 0.458	F FF 90 C CH 83 F CU 77 F FF 90 B CU 79 T FF 91 1-2 ② K 2-3	F CH 82 F CH 82 F CU 80 X FF 91 0-2 ② F9				C CH 82 B FF 91 B FF 90 B CH 83 B FF 91 4-1 23 1B 16 HR BB	C SL 83 S FF 89 B SL 84 X SI 89 1-2 1-H 2-H HR			3	2	1	3	1	1	3
23 Matt Diaz, R (1, 9) OBP: 0.306, SLG: 0.326 34 Eric O'Flaherty, L (7, 1) 20 Eric Hinske, L (7, PH) OBP: 0.316, SLG: 0.415 59 Arodys Vizcaino, R (8, 1) 39 Jonny Venters, L (8, 1) 19 Scott Linebrink, R (9, 1)	B CU 76 X FF 90 1-0 ③ F9	C FF 90 B CU 78 1 SAFE X FF 91 1-1 ③ F8				B FF 90 X CH 81 1-0 1-3 16 HR 1B	B SI 88 X SI 87 1-0 ① F7			3 0 1 0 0 0 0	1 0 0 0 0 0 0	1 0 0 0 0 0 0	0 0 0 0 0 0 0	0 0 0 0 0 0 0	0 0 0 0 0 0 0	3 0 0 0 0 0 0
16 Brian McCann, L (1, 2) OBP: 0.355, SLG: 0.487		B FF 89 X FF 88 1-0 2 2B 1B		B CH 80 X FF 87 1-0 ① F7		B CH 82 B CH 82 X FF 90 2-0 1-H 3-H HR	C SI 88 F FO 79 B FO 80 B FO 78 B SI 87 X SI 85 3-2 ② L4			4	1	2	3	0	0	0
14 Martín Prado, R (1, 7) OBP: 0.305, SLG: 0.385		B FF 88 B FF 89 C FF 88 F FF 88 X CH 82 2-2 ① P4		B FF 87 C FF 88 F CH 81 S CU 77 1-3 ② K		B FF 90 X CH 81 1-0 2 1B 1B	C FF 89 C SL 84 B FO 80 F FO 80 S FO 80 1-3 ③ K			4	0	1	0	0	2	1
2 Alex Gonzalez, R (1, 6) OBP: 0.266, SLG: 0.353		C FF 89 B CU 78 X CH 81 1-1 1-3 2B		F FF 90 C CU 78 B CU 80 F CU 79 B FF 91 X FF 91 2-2 ③ P3		X SI 94 0-0 1-3 1B		C FF 94 F SL 87 X SL 85 0-2 22 G4-3 24 SF8 2B		4	1	3	0	0	0	0
36 Mike Minor, R (1, 1) OBP: 0.185, SLG: 0.200 58 Peter Moylan, R (6, 1) 22 Jason Heyward, L (6, PH) OBP: 0.317, SLG: 0.386 (7, 9)		B FF 90 S FF 90 F FF 90 B CU 79 S FF 90 2-3 ② K			C FF 86 F FF 86 C CU 77 0-3 ① K	C SI 94 S CH 85 B SL 84 S CH 85 1-3 ② K		B FF 94 B FS 89 B FF 95 X FF 94 3-0 ① G4-3 2-3		2 0 2	0 0 0	0 0 0	0 0 0	0 0 0	2 0 1	2 0 3
Inning Stats	R: 0 E: 0 K: 1 S: 11 H: 1 LOB: 2 BB: 1 P: 19	R: 0 E: 0 K: 1 S: 10 H: 2 LOB: 2 BB: 0 P: 18	R: 0 E: 0 K: 0 S: 8 H: 1 LOB: 1 BB: 0 P: 10	R: 0 E: 0 K: 1 S: 8 H: 0 LOB: 0 BB: 0 P: 12	R: 0 E: 0 K: 2 S: 7 H: 0 LOB: 0 BB: 0 P: 7	R: 3 E: 0 K: 1 S: 13 H: 4 LOB: 2 BB: 1 P: 27	R: 3 E: 0 K: 1 S: 15 H: 2 LOB: 0 BB: 1 P: 27	R: 1 E: 0 K: 1 S: 9 H: 1 LOB: 0 BB: 0 P: 15		1B: 7 2B: 2 3B: 0 HR: 2 SF: 1 SAC: 0 DP: 0 HBP: 0				WP: 0 PB: 0 SB: 2 CS: 0 PA: 38		

PITCHER		IP	WLS	BF	H	R	ER	SO	BB	IBB	HBP	BLK	WP	HR	S	P	ERA	WHIP
52 Brad Hand, L ERA: 4.02	(1, 1)	5.1	L	25	7	3	3	5	2	0	0	0	0	1	51	83	5.06	1.688
58 Ryan Webb, R ERA: 3.38	(6, 1)	0.2		3	1	0	0	1	0	0	0	0	0	0	6	10	0.00	1.500
44 Brian Sanches, R ERA: 3.77	(7, 1)	1.0		6	2	3	3	1	1	0	0	0	0	1	15	27	27.00	3.000
39 Chris Hatcher, R ERA: 7.88	(8, 1)	1.0		4	1	1	1	1	0	0	0	0	0	0	9	15	9.00	1.000

PITCHER	IP	WLS	BF	H	R	ER	SO	BB	IBB	HBP	BLK	WP	HR	S	P	ERA	WHIP

AB	34
R	7
H	11
RBI	7
BB	3
SO	8
LOB	18

Batter	1	2	3	4	5	6	7	8	9	AB	R	H	RBI	BB	SO	LOB
1 Emilio Bonifácio, S (1, 9) OBP: 0.362, SLG: 0.382	B FF 92 C FF 93 B FF 92 F FF 92 F FF 94 S SI 93 2-3 ① **K**		B FF 91 F FF 92 B FF 92 F FF 91 B FF 93 S FF 94 3-3 ① **K**		B CH 79 C FF 90 F FF 90 S CH 80 1-3 ② **K**			B SI 93 B SI 94 C SI 93 S SI 94 X SI 95 2-2 ① **G4-3**		4	0	0	0	0	3	0
11 Bryan Petersen, L (1, 8) OBP: 0.379, SLG: 0.394	C FF 93 S CH 83 B FF 93 X CH 83 1-2 ② **G1-3**		B CU 76 B FF 91 C FF 92 F FF 91 F FF 94 X CH 85 2-2 ② **F9**		F FF 89 B CH 81 B SI 88 B SI 90 B CH 79 4-1 **BB**			C FF 95 T SI 95 B SL 86 B SI 96 B SI 94 X FF 94 3-2 ② **G3**		3	0	0	0	1	0	0
12 Omar Infante, R (1, 4) OBP: 0.320, SLG: 0.375	C SI 94 B SI 93 X FF 93 1-1 ③ **F9**		F FF 94 B CU 78 B SI 94 B CU 81 F FF 93 F FF 95 F FF 95 X FF 94 3-2 **1B**		C FF 90 C SI 90 1 SAFE X FF 90 0-2 ③ **F9**			B SI 95 C SI 94 B SI 93 X SI 93 2-1 ③ **G5-3**		4	0	1	0	0	0	1
29 Greg Dobbs, L (1, 7) OBP: 0.320, SLG: 0.407		B SI 92 C CH 81 S CH 83 X FF 93 1-2 **HR**	B SI 90 1 SAFE B SI 87 S CH 81 C SI 90 F SI 90 X FF 92 2-2 ③ **L5**			B SI 91 C SL 81 X SI 91 1-1 ① **G3**			C FF 95 B KC 86 F KC 86 C KC 87 1-3 ① **K**	4	1	1	1	0	1	1
15 Gaby Sanchez, R (1, 3) OBP: 0.352, SLG: 0.427		B FF 94 C FF 93 X FF 93 1-1 ① **L5**		B CU 78 B CU 79 X FF 91 2-0 ① **F9**		X SI 92 0-0 ② **F9**			F FF 96 B FF 95 X FF 95 1-1 ② **F7**	4	0	0	0	0	0	0
22 Donnie Murphy, R (1, 6) OBP: 0.230, SLG: 0.227 21 John Baker, L (9, PH) OBP: 0.333, SLG: 0.200		B FF 94 C SI 93 B FF 94 B CH 85 T FF 94 F SI 95 F FF 94 X FF 95 3-2 9 1B **1B**		B CU 78 B SI 90 X SI 90 2-0 ② **G5-3**		C SL 82 F FF 92 C SL 83 0-3 ③ **K**			S FF 96 B FF 97 C KC 85 B FF 98 S KC 86 2-3 ③ **K**	3 1	0 0	1 0	0 0	0 0	1 1	0 0
54 Matt Dominguez, R (1, 5) OBP: 0.346, SLG: 0.261		F FF 90 B CH 82 S CH 79 F SI 91 B CU 78 X CH 82 2-2 ② **F9**		B SI 90 C CH 80 C FF 91 F FF 90 B FF 92 B CH 80 F SI 91 F FF 91 B CH 82 4-2 **BB**			C SL 84 F SI 92 B SI 93 B SL 87 F SI 92 S SI 92 2-3 ① **K**			2	0	0	0	1	1	1
9 Brett Hayes, R (1, 2) OBP: 0.278, SLG: 0.368		C CU 76 B FF 91 B FF 90 C CH 81 B SI 91 X CH 83 3-2 **1-2** **1B**		D FF 92 C CH 80 F SI 90 S CU 79 1-3 ③ **K**			C SI 92 X SI 92 0-1 ② **G6-3**			3	0	1	0	0	1	1
47 Ricky Nolasco, R (1, 1) OBP: 0.155, SLG: 0.130 40 Mike Dunn, L (8, 1)		C FF 92 X SI 92 0-1 ③ **G1-3**			C FF 89 X FF 90 0-1 ① **F8**		C SI 92 B SI 92 S SI 92 S SI 91 1-3 ③ **K**			3 0	0 0	0 0	0 0	0 0	1 0	2 0
Inning Stats	R: 0 E: 0 K: 1 S: 9 H: 0 LOB: 0 BB: 0 P: 13	R: 1 E: 0 K: 0 S: 19 H: 3 LOB: 2 BB: 0 P: 29	R: 0 E: 0 K: 1 S: 16 H: 1 LOB: 1 BB: 0 P: 26	R: 0 E: 0 K: 1 S: 10 H: 0 LOB: 1 BB: 1 P: 19	R: 0 E: 0 K: 1 S: 9 H: 0 LOB: 1 BB: 1 P: 14	R: 0 E: 0 K: 1 S: 6 H: 0 LOB: 0 BB: 0 P: 7	R: 0 E: 0 K: 2 S: 9 H: 0 LOB: 0 BB: 0 P: 12	R: 0 E: 0 K: 0 S: 8 H: 0 LOB: 0 BB: 0 P: 15	R: 0 E: 0 K: 2 S: 8 H: 0 LOB: 0 BB: 0 P: 12	1B: 3 2B: 0 3B: 0 HR: 1	SF: 0 SAC: 0 DP: 0 HBP: 0					

PITCHER		IP	WLS	BF	H	R	ER	SO	BB	IBB	HBP	BLK	WP	HR	S	P	ERA	WHIP
40 Randall Delgado, R ERA: 3.24	(1, 1)	5.0		21	4	1	1	4	2	0	0	0	0	1	63	101	1.80	1.200
50 Cristhian Martinez, R ERA: 3.34	(6, 1)	1.0		3	0	0	0	1	0	0	0	0	0	0	6	7	0.00	0.000
34 Eric O'Flaherty, L ERA: 1.05	(7, 1)	1.0	W	3	0	0	0	2	0	0	0	0	0	0	9	12	0.00	0.000
39 Jonny Venters, L ERA: 1.52	(8, 1)	1.0	H	3	0	0	0	0	0	0	0	0	0	0	8	15	0.00	0.000
46 Craig Kimbrel, R ERA: 1.73	(9, 1)	1.0	S	3	0	0	0	2	0	0	0	0	0	0	8	12	0.00	0.000

PITCHER	IP	WLS	BF	H	R	ER	SO	BB	IBB	HBP	BLK	WP	HR	S	P	ERA	WHIP

TOP

Florida Marlins @ Atlanta Braves

Turner Field, Atlanta, GA

Wed Sep 14 2011, 12:07 PM - 2:28 PM EDT

Att. 22,245 - Sunny - 85 F

livebaseballscorecards.com

AB	31
R	1
H	4
RBI	1
BB	2
SO	9
LOB	6

BOTTOM

Florida Marlins @ Atlanta Braves

Turner Field, Atlanta, GA

Wed Sep 14 2011, 12:07 PM - 2:28 PM EDT

Att. 22,245 - Sunny - 85 F

Batter	1	2	3	4	5	6	7	8	9	AB	R	H	RBI	BB	SO	LOB
24 Michael Bourn, L (1, 8) OBP: 0.353, SLG: 0.393	X SI 90 0-0 ① G4-3		B FF 92 B SL 81 B SI 92 B SI 91 4-0 1-2 BB			C SI 89 B CU 74 B FS 82 F FF 91 X CU 75 2-2 ② F7		B FF 94 B FF 94 B FF 93 C FF 93 C FF 94 S SL 86 3-3 ① K		3	0	0	0	1	1	0
10 Chipper Jones, S (1, 5) OBP: 0.352, SLG: 0.484	X SI 90 0-0 ② G1-3		C CU 75 F SI 92 B FF 92 C SL 86 1-3 ③ K			B FF 83 F FF 90 B CU 75 F SI 93 B FF 93 X SI 92 3-2 ③ G4-3		B FF 93 B FF 94 X SL 86 2-0 ② G5-3		4	0	0	0	0	1	2
5 Freddie Freeman, L (1, 3) OBP: 0.353, SLG: 0.458	B FF 89 X SI 91 1-0 ③ G3			C F FF 90 F FS 83 T FF 90 0-2 ① K			B CU 73 C CU 74 X SL 87 1-1 ① F9	B SL 84 S FF 95 X FF 95 1-1 ③ F7		4	0	0	0	0	1	0
26 Dan Uggla, R (1, 4) OBP: 0.310, SLG: 0.457		B FF 91 B FF 91 X FF 90 2-0 ① F7		C CU 76 X CU 78 0-1 ② G5-3			B SL 84 T FF 92 B CU 76 S SL 85 B FF 94 F FF 94 B FF 94 4-2 16 1B 14 1B BB			2	1	0	0	1	0	0
16 Brian McCann, L (1, 2) OBP: 0.355, SLG: 0.486		F SI 91 X FF 91 0-1 ② F9		X FS 83 0-0 ③ F9			B SI 93 F FF 92 F SI 92 D CU 77 D FS 83 X SI 92 3-2 1-3 14 1B 2 HR 1B			3	1	1	0	0	0	0
14 Martín Prado, R (1, 7) OBP: 0.307, SLG: 0.387		B FF 92 B SI 92 C FF 91 B FF 92 F FF 92 X FF 92 3-2 ③ F9			B SL 85 X SI 91 1-0 22 G4-6-3 1B		X SI 92 0-0 1-2 3-H 2 HR 1B			3	1	2	1	0	0	0
22 Jason Heyward, L (1, 9) OBP: 0.314, SLG: 0.383			C SI 89 F FS 80 B FF 91 S CU 75 1-3 ① K		B SI 91 1 SAFE C SI 89 X SI 91 1-1 ① ② G4-6-3 1-2f		F FS 80 S SL 84 B FF 94 F FS 84 D FS 83 B FF 92 F SI 92 X SL 82 3-2 ② F9			3	0	0	0	0	1	3
2 Alex Gonzalez, R (1, 6) OBP: 0.268, SLG: 0.360			C FF 92 X SL 84 0-1 24 WP 1B		B FF 93 F FF 92 C SI 92 F CU 77 S CU 78 1-3 ③ K		C FF 93 F FF 93 X CU 76 0-2 1-H 2-H HR			3	1	2	3	0	1	0
40 Randall Delgado, R (1, 1) 50 Cristhian Martinez, R (6, 1) OBP: 0.333, SLG: 0.500 7 Brooks Conrad, S (6, PH) OBP: 0.330, SLG: 0.412 34 Eric O'Flaherty, L (7, 1) 17 Jose Constanza, L (7, PH) OBP: 0.355, SLG: 0.404 39 Jonny Venters, L (8, 1) 46 Craig Kimbrel, R (9, 1)			L FF 89 C CU 73 B FF 92 L CU 74 1-3 ② K			X SI 88 0-0 ① G3	B SI 92 B SI 91 B SI 91 C FF 90 X SI 90 3-1 ③ G4-3			1 0 1 0 1 0 0	0 0 0 0 0 0 0	0 0 0 0 0 0 0	0 0 0 0 0 0 0	0 0 0 0 0 0 0	1 0 0 0 0 0 0	1 0 0 0 0 0 0
Inning Stats	R: 0 E: 0 K: 0 S: 3 H: 0 LOB: 0 BB: 0 P: 4	R: 0 E: 0 K: 0 S: 6 H: 0 LOB: 0 BB: 0 P: 11	R: 0 E: 0 K: 3 S: 11 H: 1 LOB: 2 BB: 1 P: 18	R: 0 E: 0 K: 1 S: 7 H: 0 LOB: 0 BB: 0 P: 7	R: 0 E: 0 K: 1 S: 7 H: 1 LOB: 0 BB: 0 P: 10	R: 0 E: 0 K: 0 S: 7 H: 0 LOB: 0 BB: 0 P: 12	R: 4 E: 0 K: 0 S: 19 H: 3 LOB: 0 BB: 1 P: 33	R: 0 E: 0 K: 1 S: 6 H: 0 LOB: 0 BB: 0 P: 12		1B: 4 2B: 0 3B: 0 HR: 1	SF: 0 SAC: 0 DP: 1 HBP: 0					

PITCHER		IP	WLS	BF	H	R	ER	SO	BB	IBB	HBP	BLK	WP	HR	S	P	ERA	WHIP
47 Ricky Nolasco, R ERA: 4.42	(1, 1)	7.0	L	27	5	4	4	5	2	0	0	0	1	1	60	95	5.14	1.000
40 Mike Dunn, L ERA: 3.3	(8, 1)	1.0		3	0	0	0	1	0	0	0	0	0	0	6	12	0.00	0.000

PITCHER	IP	WLS	BF	H	R	ER	SO	BB	IBB	HBP	BLK	WP	HR	S	P	ERA	WHIP

AB	28
R	4
H	5
RBI	4
BB	2
SO	6
LOB	6

1B: 4 2B: 0 3B: 0 HR: 1 SF: 0 SAC: 0 DP: 1 HBP: 0

WP: 1 PB: 0 SB: 0 CS: 0 PA: 30

livebaseballscorecards.com

Batter	1	2	3	4	5	6	7	8	9	AB	R	H	RBI	BB	SO	LOB
7 José Reyes, S (1, 6) OBP: 0.378, SLG: 0.485	B SI 89 C SI 89 X SI 89 1-1 16 FC4-6 1B	C FC 85 B SL 80 X FC 85 1-1 ② G3		B FF 92 C CH 83 B FF 93 B FF 88 B FF 92 4-1 16 WP 16 S 5 HR BB	B CH 84 F FF 92 X CU 76 1-1 ② G3		C FF 97 B FF 96 1 SAFE X SI 97 1-1 21 WP 1B 1-2		C FF 93 X CU 79 0-1 5 1B 21 1B 1B	5	2	3	0	1	0	0
16 Ángel Pagán, S (1, 8) OBP: 0.322, SLG: 0.378	C SI 89 1 SAFE B SI 88 F FC 86 1 SAFE X CH 83 1-2 ① FC4-6 5 HR 1-2f	B FC 84 B SI 87 C SI 88 F FC 85 F SL 80 B SI 88 S SL 80 3-3 ③ K		B CH 83 1 SAFE 1 SAFE C FF 92 S FF 90 1 SAFE B FF 92 F FF 92 1 SAFE 4-2 B CH 85 B CH 85 1-3 5 HR BB	B CU 75 B CH 84 B FF 92 C FF 92 X FF 92 3-1 1B		C FF 96 C SL 82 B SL 80 B SL 82 F SI 96 F FF 96 X FF 97 2-2 ① F7		C FF 92 X FF 92 0-1 ② F9	5	2	1	0	1	1	4
5 David Wright, R (1, 5) OBP: 0.358, SLG: 0.457	F SI 88 1 SAFE X CH 84 0-1 1-H HR		F SI 87 X SI 88 0-1 ① G6-3	F FF 94 S FF 93 X FF 94 0-2 1-H 3-H HR	C CU 76 C CU 76 B FF 93 X CU 76 1-2 ③ F9		B FF 96 B FF 97 F FF 96 F FF 96 C SL 82 2-3 ② K		X FF 93 0-0 21 1B 1-3 1B	6	2	3	5	0	1	3
21 Lucas Duda, L (1, 9) OBP: 0.363, SLG: 0.472	B CH 84 B FC 86 C SL 80 B CH 83 X SI 89 3-1 30 1B 44 BB 11 1B 1B		C CH 82 F FC 86 X CH 83 0-2 6 1B 44 1B 30 1B 1B	C CU 76 B CH 83 B CH 83 F CU 75 X FF 93 2-2 44 F9 6 1B 2B		C FF 92 B FC 85 S SL 84 B SL 80 S SI 92 2-3 ① K	D SL 80 B SL 80 B FF 97 C SI 95 B FF 97 4-1 1-2 2-3 BB		C FF 95 C FF 95 X CH 88 0-2 1-2 3-H 1B	5	3	4	1	1	1	0
44 Jason Bay, R (1, 7) OBP: 0.329, SLG: 0.378	B SI 88 C FC 87 B SI 87 C SL 79 F FC 86 B FC 86 D SI 88 4-2 30 1B 11 1B 1-2 BB		C SI 88 S CH 83 B FC 86 D SL 81 B CH 83 X CH 83 3-2 6 1B 30 1B 1B 1-2	C FF 93 F CH 83 F CU 77 X FF 94 0-2 ① F9 2-3		B SL 83 F FF 92 B FF 91 F SI 92 S FF 93 2-3 ② K	X FF 92 0-0 ③ G6-3		B CU 79 F FF 93 F FF 94 S FF 95 1-3 ③ K	5	2	1	0	1	2	6
6 Nick Evans, R (1, 3) OBP: 0.329, SLG: 0.443	C SI 88 B FC 88 X SI 88 1-1 F9 ②		C SL 80 C FC 85 B SL 80 B CH 83 X SI 88 2-2 30 1B 1-2 2-3 1B	D CU 77 B FF 93 X FF 93 2-0 3-H 1B		C FF 92 B SL 82 B SI 91 B FF 92 C FF 92 X FF 93 3-2 30 PB 30 1B 2B		C FF 91 S FF 91 F FF 93 B CU 79 B CU 80 F CH 86 X FF 92 2-2 ① F9		5	1	3	1	0	0	2
30 Josh Thole, L (1, 2) OBP: 0.346, SLG: 0.345 64 Josh Stinson, R (8, 1) 18 Ryota Igarashi, R (9, 1)	F SI 88 X SI 88 0-1 11 1B 1-2 2-3 1B		C SI 88 X SI 87 0-1 1-2 2-H 3-H 1B	X FF 92 0-0 ② F7		B FC 87 C SI 92 X SL 83 1-1 2-H 1B		B FF 93 F FF 92 B FF 93 B FF 92 X FF 91 3-1 ② F8		5 0 0	0 0 0	3 0 0	3 0 0	0 0 0	0 0 0	1 0 0
11 Rubén Tejada, R (1, 4) OBP: 0.350, SLG: 0.324	S SL 80 B SI 88 S SI 88 F SI 88 B FC 86 F SI 88 X SI 88 2-2 ③ 1-3 2-H 3-H 1B		X FF 94 0-0 ② F7	C FF 93 B FF 92 B CU 77 F FF 91 T FF 93 2-2 ③ K		X FF 92 0-0 ③ L1-3		B FF 92 F FF 92 B CU 79 X FF 92 2-1 ③ F9		5	0	1	2	0	1	4
38 Chris Capuano, L (1, 1) OBP: 0.077, SLG: 0.115 47 Miguel Batista, R (6, 1) 22 Willie Harris, L (7, PH) OBP: 0.353, SLG: 0.312 40 Tim Byrdak, L (7, 1) 4 Mike Nickeas, R (8, 2) OBP: 0.259, SLG: 0.280		C SI 87 S SI 86 S SL 80 0-3 ① K2-3	D FF 95 B FF 91 C FF 92 F FF 94 B FF 94 X FF 92 3-2 ③ G3-1		F FF 92 S FF 91 F FF 92 C CU 76 0-3 ① K		F B FF 98 F SI 96 B SL 84 B SL 83 F FF 98 F FF 98 F FF 98 X FF 97 3-2 21 WP 7 1B 1B		C FF 90 S CU 78 C FF 93 0-3 ① K	3 0 1 0 1	0 0 0 0 0	0 0 1 0 0	0 0 0 0 0	2 0 0 0 1	0 0 0 0 0	2 0 0 0 0
Inning Stats	R: 4 E: 0 K: 0 S: 21 H: 5 LOB: 2 BB: 1 P: 33	R: 0 E: 0 K: 2 S: 9 H: 0 LOB: 0 BB: 0 P: 13	R: 2 E: 0 K: 0 S: 17 H: 4 LOB: 2 BB: 0 P: 25	R: 4 E: 0 K: 1 S: 19 H: 3 LOB: 1 BB: 2 P: 33	R: 0 E: 0 K: 1 S: 11 H: 1 LOB: 1 BB: 0 P: 16	R: 1 E: 0 K: 2 S: 12 H: 2 LOB: 1 BB: 0 P: 20	R: 0 E: 0 K: 1 S: 18 H: 2 LOB: 3 BB: 1 P: 30	R: 0 E: 0 K: 0 S: 10 H: 0 LOB: 0 BB: 0 P: 17	R: 1 E: 0 K: 2 S: 14 H: 3 LOB: 2 BB: 0 P: 15	1B: 16 2B: 2 3B: 0 HR: 2 SF: 0 SAC: 0 DP: 0 HBP: 0						

PITCHER		IP	WLS	BF	H	R	ER	SO	BB	IBB	HBP	BLK	WP	HR	S	P	ERA	WHIP
32 Derek Lowe, R ERA: 4.94	(1, 1)	2.1	L	16	9	6	6	2	1	0	0	0	0	1	43	64	23.14	4.286
27 Julio Teheran, R ERA: 5.4	(3, 1)	2.2		14	4	4	4	2	2	0	0	0	1	1	34	56	13.50	2.250
19 Scott Linebrink, R ERA: 3.73	(6, 1)	1.0		5	2	1	1	2	0	0	0	0	0	0	12	20	9.00	2.000
59 Arodys Vizcaíno, R ERA: 4.41	(7, 1)	0.2		5	2	0	0	1	1	0	0	0	1	0	17	29	0.00	4.500
38 Anthony Varvaro, R ERA: 3.0	(7, 1)	2.1		10	3	1	1	2	0	0	0	0	0	0	25	33	3.86	1.286

PITCHER	IP	WLS	BF	H	R	ER	SO	BB	IBB	HBP	BLK	WP	HR	S	P	ERA	WHIP

TOP

New York Mets @ Atlanta Braves

Turner Field, Atlanta, GA

Fri Sep 16 2011, 7:36 PM - 10:59 PM EDT

Att. 43,901 - Cloudy - 67 F

livebaseballscorecards.com

AB	46
R	12
H	20
RBI	12
BB	4
SO	9
LOB	22

WP: 2	PA: 50				
PB: 1					
SB: 1					
CS: 0					

BOTTOM

New York Mets @ Atlanta Braves

Turner Field, Atlanta, GA

Fri Sep 16 2011, 7:36 PM - 10:59 PM EDT

Att. 43,901 - Cloudy - 67 F

livebaseballscorecards.com

Batter	1	2	3	4	5	6	7	8	9	AB	R	H	RBI	BB	SO	LOB
24 Michael Bourn, L (1, 8) OBP: 0.354, SLG: 0.397	B FF 84 C FF 84 B SL 75 X FF 85 2-1 10 SF8 3B	C FF 83 D SL 80 C SI 88 B SI 88 F CH 76 X SI 88 2-2 ② F8 2-3			1 SAFE B SI 87 1 SAFE X SI 84 1-0 26 S 1-3 1B		C FF 87 B SL 80 F SL 79 F FF 89 S SL 75 1-3 ① K		B CU 78 C SI 93 S FF 92 B FF 94 S SI 94 2-3 ③ K	4	1	2	0	0	1	1
7 Brooks Conrad, S (9, 4) OBP: 0.327, SLG: 0.408										1	0	0	0	0	1	0
10 Chipper Jones, S (1, 5) OBP: 0.350, SLG: 0.482	F SI 87 B CH 79 X CH 77 1-1 ① SF8 3-H	B SI 89 F CH 80 C SL 84 F SI 90 S CH 80 1-3 ③ K			F SI 88 S CH 79 F CH 80 B SI 90 B CH 80 S CH 78 2-3 ① K		B SI 87 C SI 86 X CH 80 1-1 ② P4			2	0	0	1	0	2	3
1 Jack Wilson, R (7, PH) OBP: 0.278, SLG: 0.294 (8, 5)										1	0	0	0	0	0	0
5 Freddie Freeman, L (1, 3) OBP: 0.351, SLG: 0.455	C FF 87 B SL 77 C SI 85 F CH 78 X CH 77 1-2 ② G6-3		S SI 87 X SI 88 0-1 ① F7		1 SAFE B SI 90 B CH 77 F SI 89 C FC 84 S CH 76 2-3 ② K		C SL 81 X SL 74 0-1 ③ F9			4	0	0	0	0	1	2
26 Dan Uggla, R (1, 4) OBP: 0.310, SLG: 0.454	F SI 89 C SI 89 B CH 80 B CH 80 B CH 78 B SI 90 4-2 16 1B BB		C CH 78 B SI 89 F CH 79 S SI 91 1-3 ② K		B CH 78 C SI 90 D CH 80 D CH 81 F CH 81 S SI 89 3-3 ③ K 1-2			C FF 94 C SL 86 F FF 94 B CU 81 F SL 86 B FF 94 X FF 95 2-2 ① G6-3		3	0	0	0	1	2	2
17 Jose Constanza, L (9, 8) OBP: 0.355, SLG: 0.404										0	0	0	0	0	0	0
16 Brian McCann, L (1, 2) OBP: 0.355, SLG: 0.485	C SI 89 1 SAFE X SI 88 0-1 1-2 1B		C FF 85 S CH 78 B SI 90 B SL 82 S CH 79 2-3 ③ K			B SI 85 B SI 86 B SI 85 C FF 84 X SL 81 3-1 E3 14 F9 23 BB		B SL 86 B FF 95 B FF 94 C FF 94 B FF 94 4-1 BB		3	0	1	0	0	1	0
8 David Ross, R (8, 2) OBP: 0.327, SLG: 0.423										0	0	0	0	1	0	0
23 Matt Diaz, R (1, 9) OBP: 0.305, SLG: 0.322	C SI 88 F CH 79 B SI 90 X CH 80 1-2 ③ G5-3		C FF 86 B CH 77 X SI 87 1-1 ① G6-3			C FF 77 S SI 89 F CH 79 B SI 89 D CH 78 D CH 78 F SI 87 B SI 89 4-2 1-2 BB		C FF 93 S SL 86 B FF 94 C CU 81 1-3 ② K		3	0	0	0	1	1	3
14 Martín Prado, R (1, 7) OBP: 0.306, SLG: 0.392		S SL 77 X SL 76 0-1 ① HR			B CH 78 B SI 88 C FF 85 B CH 77 C SI 87 X SI 87 3-2 ② F8		C SI 93 F SI 93 B SI 94 X SI 93 1-2 ① F9 2-3	F FF 94 C FF 94 B FF 93 B CU 81 X CU 81 2-2 ③ G6-3		4	1	1	1	0	0	3
2 Alex Gonzalez, R (1, 6) OBP: 0.268, SLG: 0.359		B SL 77 B SI 86 C SI 87 B CH 77 C SI 86 X SI 88 3-2 24 F8 32 SH1-4 1B			C SI 88 B CH 78 X SI 89 1-1 ③ F7		B SL 87 S SL 85 D SI 94 S SI 93 S SI 93 2-3 ② K		X SI 92 0-0 ① G4-3	4	0	1	0	0	1	2
32 Derek Lowe, R (1, 1) OBP: 0.245, SLG: 0.327 27 Julio Teheran, R (3, 1) 4 Antoan Richardson, S (5, PH) OBP: 0.500, SLG: 0.500 19 Scott Linebrink, R (6, 1) 20 Eric Hinske, L (6, PH) OBP: 0.315, SLG: 0.413 59 Arodys Vizcaino, R (7, 1) 38 Anthony Varvaro, R (7, 1) 22 Jason Heyward, L (9, PH) OBP: 0.314, SLG: 0.381		X SI 85 0-0 ① SH1-4 1-2			C SI 87 B CH 80 B SI 88 X SI 85 2-1 24 1B 1B		F FF 94 X FF 93 0-1 ③ L4		C SI 92 S CU 80 C CU 80 0-3 ② K	0 0 1 0 1 0 0 1	0 0 0 0 0 0 0 0	0 0 1 0 0 0 0 0	0 0 0 0 0 0 0 0	0 0 0 0 0 0 0 1	0 0 0 0 0 0 0 0	0 0 0 0 0 0 0 0
Inning Stats	R: 1 E: 0 K: 0 S: 15 H: 2 LOB: 2 BB: 1 P: 24	R: 1 E: 0 K: 1 S: 14 H: 2 LOB: 1 BB: 0 P: 20	R: 0 E: 0 K: 2 S: 8 H: 0 LOB: 0 BB: 0 P: 11	R: 0 E: 0 K: 0 S: 7 H: 0 LOB: 0 BB: 0 P: 12	R: 0 E: 0 K: 3 S: 13 H: 2 LOB: 2 BB: 0 P: 23	R: 0 E: 1 K: 1 S: 14 H: 0 LOB: 2 BB: 1 P: 24	R: 0 E: 0 K: 1 S: 8 H: 0 LOB: 0 BB: 0 P: 10	R: 0 E: 0 K: 1 S: 12 H: 0 LOB: 1 BB: 1 P: 21	R: 0 E: 0 K: 2 S: 7 H: 0 LOB: 0 BB: 0 P: 9	1B: 4 2B: 0 3B: 1 HR: 1 SF: 1 SAC: 1 DP: 0 HBP: 0						

AB	32
R	2
H	6
RBI	2
BB	3
SO	11
LOB	18

WP: 0 PB: 0 SB: 1 CS: 0 PA: 37

PITCHER		IP	WLS	BF	H	R	ER	SO	BB	IBB	HBP	BLK	WP	HR	S	P	ERA	WHIP
38 Chris Capuano, L ERA: 4.47	(1, 1)	5.0	W	24	6	2	2	6	2	0	0	0	0	1	63	103	3.60	1.600
47 Miguel Batista, R ERA: 4.1	(6, 1)	1.0		3	0	0	0	1	0	0	0	0	0	0	8	11	0.00	0.000
40 Tim Byrdak, L ERA: 2.97	(7, 1)	1.0		3	0	0	0	1	0	0	0	0	0	0	8	10	0.00	0.000
64 Josh Stinson, R ERA: 4.0	(8, 1)	1.0		4	0	0	0	1	1	0	0	0	0	0	12	21	0.00	1.000
18 Ryota Igarashi, R ERA: 5.4	(9, 1)	1.0		3	0	0	0	2	0	0	0	0	0	0	7	9	0.00	0.000

PITCHER	IP	WLS	BF	H	R	ER	SO	BB	IBB	HBP	BLK	WP	HR	S	P	ERA	WHIP

Batter	1	2	3	4	5	6	7	8	9	AB	R	H	RBI	BB	SO	LOB
7 José Reyes, S (1, 6) OBP: 0.377, SLG: 0.482	B SI 91 C FC 85 C SI 90 T CU 77 1-2 ① K		B FC 84 F FC 86 B FF 90 X CU 77 2-1 ②③ G6-4-3 1-2f			D CU 77 B FC 85 B FF 90 B SI 88 4-0 5 FC5 BB		F SI 90 C FC 84 F FF 91 B SI 91 B FC 86 X FC 86 2-2 ② G4-3		3	0	0	0	1	1	2
16 Ángel Pagán, S (1, 8) OBP: 0.319, SLG: 0.375	B SI 91 X SI 90 1-0 ② F7			C SI 91 B FF 92 B FC 88 F SI 92 C CU 77 2-3 ① K		B CU 78 B FF 90 X SI 90 2-0 ② F7		F SI 92 C SI 91 F FF 90 B SI 91 C SI 92 1-3 ③ K		4	0	0	0	0	2	2
5 David Wright, R (1, 5) OBP: 0.355, SLG: 0.452	B FC 87 S FC 85 X FC 87 1-1 ③ G6-3			C SI 92 B SI 92 C CU 78 B SI 92 B SI 91 S CU 76 3-3 ② K		B SI 91 B FC 85 C CU 76 X SI 92 2-1 ③ FC5 1-2 2-3f			B FF 96 C FF 96 S FF 97 C KC 87 1-3 ① K	4	0	0	0	0	2	2
21 Lucas Duda, L (1, 9) OBP: 0.361, SLG: 0.469		B SI 90 X SI 90 1-0 ① G4-3		B SI 91 C SI 91 B CU 77 S FC 86 B CU 78 X SI 91 3-2 ③ G4-3			B SI 89 X SI 91 1-0 6 G6-3 1B		S FF 96 B KC 87 B KC 85 S FF 96 F FF 97 C FF 97 2-3 ② K	4	0	1	0	0	1	0
44 Jason Bay, R (1, 7) OBP: 0.327, SLG: 0.375		C FC 85 B SI 90 B FF 91 F FC 86 B SI 92 X SI 92 3-2 ② G5-3			B FC 85 B FC 84 B SI 90 C FF 88 C SI 89 F SI 89 C SI 91 3-3 ① K		B SI 91 B CU 76 F SI 90 B SI 90 X SI 90 3-1 ① F8		S KC 88 B KC 89 F FF 97 F KC 88 B KC 90 S FF 98 2-3 ③ K	4	0	0	0	0	2	1
6 Nick Evans, R (1, 3) OBP: 0.322, SLG: 0.433		C CU 77 S FC 86 S FC 85 0-3 ③ K			X SI 90 0-0 ② G5-3		1 SAFE C SI 90 X SI 90 0-1 ② G6-3 1-2			3	0	0	0	0	1	1
30 Josh Thole, L (1, 2) OBP: 0.348, SLG: 0.346			B SI 89 X FF 90 1-0 11 1B 1B		C FF 90 B SI 90 X SI 91 1-1 ③ G6-3		B SI 90 C SI 90 D SI 90 B SI 90 B CU 77 4-1 BB			2	0	1	0	1	0	0
11 Rubén Tejada, R (1, 4) OBP: 0.352, SLG: 0.328			C SI 90 X SI 90 0-1 7 G6-4-3 1-2 1B			B SI 90 C SI 91 F SI 90 X SI 91 1-2 5 FC5 43 WP 1B	B FC 84 B FF 90 S FC 85 C SI 91 B FC 85 F SI 92 F SI 92 T SI 92 3-2 ③ K			3	0	2	0	0	1	2
43 R.A. Dickey, R (1, 1) OBP: 0.155, SLG: 0.140 40 Tim Byrdak, L (8, 1)			M SI 89 L SI 89 M FC 85 0-3 ① K			M FC 84 1 SAFE L FC 84 S FC 85 0-3 ① K 1-2		F SI 89 S FC 85 S FC 85 0-3 ① K		3 0	0 0	0 0	0 0	0 0	3 0	3 0
Inning Stats	R: 0 E: 0 K: 1 S: 6 H: 0 LOB: 0 BB: 0 P: 9	R: 0 E: 0 K: 1 S: 7 H: 0 LOB: 0 BB: 0 P: 11	R: 0 E: 0 K: 1 S: 8 H: 2 LOB: 1 BB: 0 P: 11	R: 0 E: 0 K: 2 S: 9 H: 0 LOB: 0 BB: 0 P: 17	R: 0 E: 0 K: 1 S: 7 H: 0 LOB: 0 BB: 0 P: 11	R: 0 E: 0 K: 1 S: 9 H: 1 LOB: 2 BB: 1 P: 18	R: 0 E: 0 K: 1 S: 11 H: 1 LOB: 2 BB: 1 P: 22	R: 0 E: 0 K: 2 S: 11 H: 0 LOB: 0 BB: 0 P: 14	R: 0 E: 0 K: 3 S: 11 H: 0 LOB: 0 BB: 0 P: 16	1B: 4 2B: 0 3B: 0 HR: 0 SF: 0 SAC: 0 DP: 1 HBP: 0						

PITCHER		IP	WLS	BF	H	R	ER	SO	BB	IBB	HBP	BLK	WP	HR	S	P	ERA	WHIP
15 Tim Hudson, R ERA: 3.19	(1, 1)	8.0	W	29	4	0	0	10	2	0	0	0	1	0	68	113	0.00	0.750
46 Craig Kimbrel, R ERA: 1.71	(9, 1)	1.0	S	3	0	0	0	3	0	0	0	0	0	0	11	16	0.00	0.000

PITCHER	IP	WLS	BF	H	R	ER	SO	BB	IBB	HBP	BLK	WP	HR	S	P	ERA	WHIP

TOP

New York Mets @ Atlanta Braves

Turner Field, Atlanta, GA

Sat Sep 17 2011, 4:12 PM - 6:33 PM EDT
Att. 46,763 - Partly Cloudy - 76 F

livebaseballscorecards.com

AB	30
R	0
H	4
RBI	0
BB	2
SO	13
LOB	13

WP: 1	PA: 32		
PB: 0			
SB: 0			
CS: 0			

New York Mets @ Atlanta Braves

Turner Field, Atlanta, GA

Sat Sep 17 2011, 4:12 PM - 6:33 PM EDT

Att. 46,763 - Partly Cloudy - 76 F

BOTTOM

Batter	1	2	3	4	5	6	7	8	9	AB	R	H	RBI	BB	SO	LOB
24 Michael Bourn, L (1, 8) OBP: 0.352, SLG: 0.395	G1-3		K			G6-3		G4-3		4	0	0	0	0	1	1
14 Martín Prado, R (1, 7) OBP: 0.308, SLG: 0.391	10 FC4-6 1B			G5-3		G6-3		26 BB 10 1B BB		3	0	1	0	1	0	0
10 Chipper Jones, S (1, 5) OBP: 0.351, SLG: 0.484	FC4-6 1-2f			K			16 F9 2B	1-2 3-H 26 BB 1B		4	0	2	1	0	1	1
26 Dan Uggla, R (1, 4) OBP: 0.309, SLG: 0.452	F8			K			G5-3	1-2 2-3 BB		3	0	0	0	1	1	2
16 Brian McCann, L (1, 2) OBP: 0.354, SLG: 0.482		5 G5-4-3 BB			F8		F9 2-3	P5		3	0	0	0	1	0	4
5 Freddie Freeman, L (1, 3) OBP: 0.352, SLG: 0.454		G5-4-3 1-2f			BB		2 FC5-4 IBB			1	0	0	0	2	0	1
2 Alex Gonzalez, R (1, 6) OBP: 0.267, SLG: 0.357		P2			K		FC5-4 1-2f			3	0	0	0	0	1	3
22 Jason Heyward, L (1, 9) OBP: 0.314, SLG: 0.379			F7		P5			24 G4-3 17 SH1-3 10 1B BB		2	1	0	0	1	0	1
15 Tim Hudson, R (1, 1) OBP: 0.176, SLG: 0.188 17 Jose Constanza, L (8, PH) OBP: 0.355, SLG: 0.404 46 Craig Kimbrel, R (9, 1)			F9			F7		SH1-3 1-2		2 0 0	0 0 0	0 0 0	0 0 0	0 0 0	0 0 0	0 0 0
Inning Stats	R: 0 E: 0 K: 0 S: 11 H: 1 LOB: 1 BB: 0 P: 15	R: 0 E: 0 K: 0 S: 6 H: 0 LOB: 0 BB: 1 P: 10	R: 0 E: 0 K: 1 S: 8 H: 0 LOB: 0 BB: 0 P: 9	R: 0 E: 0 K: 2 S: 9 H: 0 LOB: 0 BB: 0 P: 13	R: 0 E: 0 K: 1 S: 10 H: 0 LOB: 1 BB: 1 P: 15	R: 0 E: 0 K: 0 S: 6 H: 0 LOB: 0 BB: 0 P: 7	R: 0 E: 0 K: 0 S: 7 H: 1 LOB: 2 BB: 1 P: 14	R: 1 E: 0 K: 0 S: 12 H: 1 LOB: 3 BB: 3 P: 27		1B: 2 2B: 1 3B: 0 HR: 0	SF: 0 SAC: 1 DP: 1 HBP: 0					

PITCHER	IP	WLS	BF	H	R	ER	SO	BB	IBB	HBP	BLK	WP	HR	S	P	ERA	WHIP
43 R.A. Dickey, R (1, 1) ERA: 3.35	7.2	L	31	3	1	1	4	5	1	0	0	0	0	67	108	1.17	1.043
40 Tim Byrdak, L (8, 1) ERA: 2.95	0.1		1	0	0	0	0	0	0	0	0	0	0	2	2	0.00	0.000

PITCHER	IP	WLS	BF	H	R	ER	SO	BB	IBB	HBP	BLK	WP	HR	S	P	ERA	WHIP

livebaseballscorecards.com

AB	25
R	1
H	3
RBI	1
BB	6
SO	4
LOB	13

WP: 0 PB: 0 SB: 0 CS: 0 PA: 32

Batter	1	2	3	4	5	6	7	8	9	AB	R	H	RBI	BB	SO	LOB
11 Rubén Tejada, R (1, 6) OBP: 0.356, SLG: 0.333	B FF 93 S FF 92 T FF 92 B FF 95 F FF 94 X FF 94 2-2 F9 ①		B FF 91 C FF 91 S CH 80 F FF 94 B SL 83 B SL 84 F FF 93 F FF 92 F FF 93 4-2 B FF 93 20 S BB	C FF 92 X CH 79 0-1 1-H 2-H 3-H 2B			B SI 92 C SI 93 X SI 92 1-1 F9 ①	B SL 86 X FF 94 1-0 1-2 2-H 3-H 1B ③		4	0	2	4	1	0	0
20 Jason Pridie, L (1, 8) OBP: 0.297, SLG: 0.337	B FF 94 C FF 93 S CH 81 S FF 95 1-3 K ②		S CH 79 S FF 92 S FF 93 0-3 1-2 K ②	C CH 76 B FF 91 S FF 91 S FF 92 1-3 K ③			C SI 93 C SI 93 B FF 91 F SI 94 X SI 92 1-2 G4-3 ②		C FF 94 C FF 95 B KC 85 B FF 97 S FF 96 2-3 K ①	5	0	0	0	0	4	2
5 David Wright, R (1, 5) OBP: 0.353, SLG: 0.448	B FF 93 B FF 93 C FF 93 B SL 84 X FF 93 3-1 21 BB 1B		C CU 72 C FF 92 X SL 80 0-2 G5-3 ③		S F CU 72 B FF 92 1-3 K ①		B SI 92 B SI 94 X SI 93 2-0 F8 ③		B FF 98 X FF 96 1-0 P3 ②	5	0	1	0	0	1	1
21 Lucas Duda, L (1, 9) OBP: 0.365, SLG: 0.480	B FF 92 B CU 74 B CH 79 B FF 91 4-0 44 FC5-4 1-2 BB			B CH 76 C FF 91 F CU 72 X CH 80 1-2 L9 ①	F FF 94 B FF 94 B FF 93 S FF 92 B FF 93 F FF 93 F FF 93 X CH 78 3-2 44 1B 1B			B SI 94 S SI 94 F SI 95 B SL 86 S SL 87 2-3 K ①	B KC 86 B FF 95 C FF 96 S KC 86 X FF 97 2-2 HR	4	1	2	1	1	1	0
44 Jason Bay, R (1, 7) OBP: 0.329, SLG: 0.375	B FF 91 X FF 92 1-0 FC5-4 ③ 1-2f			S SL 83 B SL 83 C CU 72 F SL 81 B FF 94 F CU 74 B FF 92 B CH 79 4-2 6 1B 35 BB BB	C SL 82 S SL 81 X FF 91 0-2 6 G5-4-3 1-2 1B			B SI 96 B SL 85 B SI 94 C SI 92 B SI 93 4-1 7 FC4-6 6 1B 9 BB BB	X FF 97 0-0 F9 ③	3	2	1	0	2	0	2
6 Nick Evans, R (1, 3) OBP: 0.327, SLG: 0.435		C FF 90 B CU 73 F CH 78 S FF 93 1-3 K ①		1 SAFE F FF 90 S CH 77 1 SAFE F FF 93 X SL 82 0-2 35 BB 30 G1-3 11 2B 1-3 1B	C SI 91 B SL 81 B CH 82 B FF 91 F SI 90 F CH 82 F SI 90 X SL 80 3-2 G5-4-3 ②③ 1-2f			X SI 95 0-0 7 FC4-6 1-2 1B		4	1	2	0	0	1	2
30 Josh Thole, L (1, 2) OBP: 0.345, SLG: 0.343 7 José Reyes, S (8, PH) OBP: 0.376, SLG: 0.481 39 Bobby Parnell, R (8, 1) 46 Manny Acosta, R (8, 1)		F FF 91 B SL 83 B CU 76 S FF 92 S FF 94 2-3 K ②		F FF 92 B FF 92 X CH 79 1-1 G1-3 ② 1-2		C SI 88 X SI 89 0-1 G4-3 ①		X SI 95 0-0 FC4-6 ② 9 BB 2 BB 11 1B 1-2f 2-3		3 1 0 0	0 1 0 0	0 1 0 0	0 0 0 0	1 0 0 0	2 2 0 0	2 0 0 0
2 Justin Turner, R (1, 4) OBP: 0.338, SLG: 0.361		C FF 91 S SL 83 B CU 75 B FF 94 F FF 93 S FF 93 2-3 K ③		I IN 69 I IN 68 I IN 67 I IN 69 4-0 35 BB 11 2B IBB		C SI 90 B SL 82 B SL 81 F CH 82 X SI 91 2-2 G4-3 ②		B SI 96 D SI 94 B SI 95 B SI 94 4-0 9 BB 11 1B 1-2 BB		2	1	0	0	2	1	0
35 Dillon Gee, R (1, 1) OBP: 0.163, SLG: 0.111 19 Daniel Herrera, L (5, 1) 22 Willie Harris, L (6, PH) OBP: 0.351, SLG: 0.311 47 Miguel Batista, R (6, 1) 40 Tim Byrdak, L (7, 1) 9 Ronny Paulino, R (8, PH) OBP: 0.323, SLG: 0.352 (8, 2)			C FF 90 C SL 81 C FF 93 0-3 K ①	C FF 92 D SL 82 B FF 91 D FF 90 F FF 90 B FF 92 4-2 11 2B 1-2 2-3 3-H BB		B SL 80 B SI 88 B SI 88 C SI 87 X SI 88 3-1 G3-1 ③		B SI 94 B SI 94 B FF 95 B FF 95 4-0 11 1B 1-2 2-3 3-H BB		1 0 1 0 0 0	1 0 0 0 0 0	0 0 0 0 0 1	1 0 0 0 0 1	1 0 0 0 0 1	1 0 0 0 0 0	0 0 0 0 0 0
Inning Stats	R: 0 E: 0 K: 1 S: 10 H: 1 LOB: 2 BB: 1 P: 21	R: 0 E: 0 K: 3 S: 10 H: 0 LOB: 0 BB: 0 P: 15	R: 0 E: 0 K: 2 S: 15 H: 0 LOB: 1 BB: 1 P: 19	R: 4 E: 0 K: 1 S: 20 H: 2 LOB: 1 BB: 3 P: 35	R: 0 E: 0 K: 1 S: 16 H: 2 LOB: 1 BB: 0 P: 23	R: 0 E: 0 K: 0 S: 7 H: 0 LOB: 0 BB: 0 P: 12	R: 0 E: 0 K: 0 S: 7 H: 0 LOB: 0 BB: 0 P: 11	R: 2 E: 0 K: 1 S: 7 H: 2 LOB: 2 BB: 3 P: 22	R: 1 E: 0 K: 1 S: 8 H: 1 LOB: 0 BB: 0 P: 13	1B: 6 2B: 1 3B: 0 HR: 1 SF: 0 SAC: 0 DP: 1 HBP: 0						

TOP

New York Mets @ Atlanta Braves

Turner Field, Atlanta, GA

Sun Sep 18 2011, 1:37 PM - 4:53 PM EDT

Att. 39,862 - Sunny - 71 F

livebaseballscorecards.com

AB	33
R	7
H	8
RBI	7
BB	8
SO	10
LOB	11

PITCHER		IP	WLS	BF	H	R	ER	SO	BB	IBB	HBP	BLK	WP	HR	S	P	ERA	WHIP
37 Brandon Beachy, R ERA: 3.58	(1, 1)	4.1		23	5	4	4	8	4	1	0	0	0	0	66	105	8.31	2.077
50 Cristhian Martinez, R ERA: 3.27	(5, 1)	1.2		4	0	0	0	0	0	0	0	0	0	0	12	20	0.00	0.000
34 Eric O'Flaherty, L ERA: 1.04	(7, 1)	1.0		3	0	0	0	0	0	0	0	0	0	0	7	11	0.00	0.000
39 Jonny Venters, L ERA: 1.71	(8, 1)	1.0	L	7	2	2	2	1	3	0	0	0	0	0	7	22	18.00	5.000
46 Craig Kimbrel, R ERA: 1.81	(9, 1)	1.0		4	1	1	1	1	0	0	0	0	0	1	8	13	9.00	1.000

PITCHER	IP	WLS	BF	H	R	ER	SO	BB	IBB	HBP	BLK	WP	HR	S	P	ERA	WHIP

BOTTOM

New York Mets @ Atlanta Braves

Turner Field, Atlanta, GA

Sun Sep 18 2011, 1:37 PM - 4:53 PM EDT

Att. 39,862 - Sunny - 71 F

livebaseballscorecards.com

Batter	1	2	3	4	5	6	7	8	9	AB	R	H	RBI	BB	SO	LOB
24 Michael Bourn, L (1, 8) OBP: 0.352, SLG: 0.394	B FF 88 F SI 89 B CH 82 B CH 82 F SI 88 F SI 89 X CH 83 3-2 ① G3		C CH 82 X SI 88 0-1 10 2B 1B	C KC 75 X CH 84 0-1 ② E8 14 1B 26 G5-3 2-H 1B	C SI 83 X SL 74 0-1 ② FC4-6 1-2f 2-3		B SL 82 F SL 78 F FF 88 B FF 90 S SL 80 2-3 ③ K		X FF 96 0-0 ② FC3-6 14 FC4-6 1-2f 2-3	6	2	2	1	0	1	5
14 Martín Prado, R (1, 3) OBP: 0.306, SLG: 0.389 (5, 7)	F FF 88 C CH 83 F FF 89 X FF 90 0-2 ② P3		1 SAFE B SL 85 B SI 89 B FF 89 C FF 89 X SI 89 3-1 ① F8	C SL 85 X CH 84 0-1 ② 26 G5-3 10 BB 2-3 1B	F SC 67 F SC 68 B SC 66 B SI 84 F SC 67 B SC 66 X SC 67 3-2 ③ P6			B FF 96 X FF 97 1-0 ① G6-3	S FF 95 X FF 95 0-1 ③ FC4-6 1-2f	6	0	1	0	0	0	5
10 Chipper Jones, S (1, 5) OBP: 0.356, SLG: 0.487 1 Jack Wilson, R (8, PR) OBP: 0.278, SLG: 0.294 (9, 5)	B SI 91 B CH 83 B SI 90 B SI 90 4-0 BB		C KC 73 1 SAFE S CH 83 1 SAFE B FF 91 P PO 85 X CH 82 2-2 1-H 2B	B FC 86 B CH 83 B SL 85 B CH 83 4-0 26 G5-3 1-2 BB		C FF 94 X SI 92 0-1 ① G1-3		F FF 97 F FF 97 B KC 85 B KC 86 B FF 98 B FF 99 4-2 16 F8 26 BB BB	2 0	0 0	1 0	1 0	3 0	0 0	0 0
26 Dan Uggla, R (1, 4) OBP: 0.310, SLG: 0.450	C FF 90 F FC 86 B FF 90 B FC 86 S CH 83 2-3 ③ K		B FC 85 B CH 83 X FC 85 2-0 ② F7	X FC 88 0-0 ② G5-3 1-2 2-3 3-H		B SL 85 B SL 85 F SI 93 C SI 93 B SI 94 X SI 92 3-2 16 G4-5-3 1B		B FF 100 B FF 99 D FF 98 B FF 99 4-0 16 F8 1-2 BB		4	0	1	1	1	1	4
16 Brian McCann, L (1, 2) OBP: 0.354, SLG: 0.478		B FC 85 B FF 89 B CH 82 C SI 89 F SI 90 C FC 85 3-3 ① K	B SI 90 C KC 74 B FC 87 F FC 85 D KC 76 D KC 73 4-2 BB	I IN 68 I IN 68 I IN 70 I IN 68 4-0 IBB		B SI 93 C SI 94 X FF 93 1-1 ②③ G4-5-3 1-2f		C SI 90 B FF 97 B SL 89 B FF 99 S FF 99 X SL 90 3-2 ② F8 1-2 2-3		3	0	0	0	2	1	3
23 Matt Diaz, R (1, 7) OBP: 0.305, SLG: 0.322 50 Cristhian Martinez, R (5, 1) OBP: 0.333, SLG: 0.500 34 Eric O'Flaherty, L (7, 1) 20 Eric Hinske, L (7, PH) OBP: 0.314, SLG: 0.411 39 Jonny Venters, L (8, 1) 7 Brooks Conrad, S (8, PH) OBP: 0.325, SLG: 0.404 46 Craig Kimbrel, R (9, 1)		X SI 89 0-0 37 FC5 2 S 1B	B SI 91 F SI 90 F SI 90 S CH 83 1-3 ③ K2-3	X SI 90 0-0 ③ P3			C SL 88 B CU 78 B SL 88 X SI 94 2-1 ① G4-3	C CH 86 S SL 82 B SL 82 B SL 82 D SL 83 X SL 81 3-2 ③ F8		3 0 0 0 1 0 0 1	0 0 0 0 0 0 0 0	1 0 0 0 0 0 0 0	0 0 0 0 0 0 0 0	1 0 0 0 0 0 0 0	1 0 0 0 0 0 0 0	5 0 0 0 0 0 0 2
2 Alex Gonzalez, R (1, 6) OBP: 0.268, SLG: 0.365		B SI 90 B CH 83 B SI 90 C SI 90 F SI 90 S CH 84 3-3 ② K 1-2	C FF 87 X CH 82 0-1 HR	C SI 89 B FF 90 B KC 72 X SI 89 2-1 ① F8		C SL 85 X SL 85 0-1 5 1B 2B		C FF 95 C FF 96 X FF 96 0-2 ① F8	5	2	2	1	0	1	1
22 Jason Heyward, L (1, 9) OBP: 0.319, SLG: 0.383		I IN 69 I IN 70 I IN 69 I IN 66 4-0 37 FC5 IBB	B FF 89 C SI 89 B FC 86 X SI 91 2-1 37 SH2-4 24 E 1B	F FC 85 B CH 82 B KC 72 X SI 90 2-1 24 FC4-6 5 BB 1B		C SL 81 S FF 89 D SL 80 F SL 80 B FF 90 F SL 81 T FF 90 2-2 ② K		B FF 96 X FF 96 1-0 24 FC3-6 5 BB 1B	4	1	3	0	1	1	1
37 Brandon Beachy, R (1, 1) OBP: 0.095, SLG: 0.073 5 Freddie Freeman, L (5, 3) OBP: 0.356, SLG: 0.455 4 Antoan Richardson, S (9, PR) OBP: 0.500, SLG: 0.500		X SI 90 0-0 ③ FC5 1-2 2-3f	C SI 88 X FC 86 0-1 ① SH2-4 1-2	F SL 74 S SL 73 F SL 72 B SC 67 1 SAFE B SL 74 B SI 82 B SC 66 4-2 24 FC4-6 1-2 BB		X SL 81 0-0 2-H 1B		B SL 80 S SL 80 F FF 95 D SL 84 D SL 85 B SL 81 4-2 24 FC3-6 1-2 BB	1 1 0	0 0 0	0 1 0	0 1 0	0 2 0	0 0 0	2 0 0

Inning Stats	1	2	3	4	5	6	7	8	9
	R: 0 E: 0 K: 1 S: 11	H: 0 LOB: 1 BB: 1 P: 20	R: 0 E: 0 K: 2 S: 8	H: 1 LOB: 2 BB: 1 P: 18	R: 1 E: 0 K: 1 S: 14	H: 2 LOB: 2 BB: 1 P: 25	R: 3 E: 1 K: 0 S: 12	H: 4 LOB: 3 BB: 2 P: 22	R: 0 E: 0 K: 0 S: 13	H: 1 LOB: 2 BB: 1 P: 24	R: 0 E: 0 K: 0 S: 7	H: 1 LOB: 0 BB: 0 P: 11	R: 1 E: 0 K: 2 S: 13	H: 2 LOB: 1 BB: 0 P: 19	R: 0 E: 0 K: 0 S: 9	H: 0 LOB: 2 BB: 2 P: 24	R: 0 E: 0 K: 0 S: 9	H: 1 LOB: 2 BB: 1 P: 14

1B: 9	SF: 0	WP: 0	PA: 47
2B: 2	SAC: 1	PB: 0	
3B: 0	DP: 1	SB: 1	
HR: 1	HBP: 0	CS: 0	

AB	37
R	5
H	12
RBI	5
BB	9
SO	6
LOB	28

PITCHER		IP	WLS	BF	H	R	ER	SO	BB	IBB	HBP	BLK	WP	HR	S	P	ERA	WHIP
35 Dillon Gee, R ERA: 4.48	(1, 1)	4.1		26	8	4	4	4	3	2	0	0	0	1	49	93	8.31	2.538
19 Daniel Herrera, L ERA: 4.15	(5, 1)	0.2		3	0	0	0	0	1	0	0	0	0	0	9	16	0.00	1.500
47 Miguel Batista, R ERA: 4.17	(6, 1)	1.1		5	2	1	1	0	0	0	0	0	0	0	11	17	6.75	1.500
40 Tim Byrdak, L ERA: 2.89	(7, 1)	0.2	W	3	1	0	0	2	0	0	0	0	0	0	9	13	0.00	1.500
39 Bobby Parnell, R ERA: 4.0	(8, 1)	0.2	H	4	0	0	0	0	2	0	0	0	0	0	6	18	0.00	3.000

PITCHER		IP	WLS	BF	H	R	ER	SO	BB	IBB	HBP	BLK	WP	HR	S	P	ERA	WHIP
46 Manny Acosta, R ERA: 3.61	(8, 1)	1.1	S	6	1	0	0	0	1	0	0	0	0	0	12	20	0.00	1.500

Batter	1	2	3	4	5	6	7	8	9	AB	R	H	RBI	BB	SO	LOB
24 Michael Bourn, L (1, 8) OBP: 0.351, SLG: 0.393	B SI 89 C SI 89 F FF 90 F CU 75 B SI 90 F FS 81 S FF 91 2-3 ① **K**			X SI 90 0-0 ① **G4-3**		C SI 91 B CU 77 F FS 83 X FF 91 1-2 ② **F8**	S FF 95 X FF 95 0-1 10 E 14 BB 1-2 2-3 3-H 1B		B SI 90 S CH 82 S CU 71 F SI 88 B CU 71 T CH 84 2-2 ③ **K**	5	0	1	1	0	2	0
14 Martín Prado, R (1, 7) OBP: 0.307, SLG: 0.390	B FF 91 F SI 91 C CU 76 X SL 83 1-2 ② **G4-3**			C FF 90 X SI 89 0-1 ② **G5-3**		C SL 86 F SI 92 B SL 86 B CU 76 F FF 91 F SI 92 X CU 76 2-2 10 WP 2B	B SI 94 B SL 83 B SI 94 B SI 93 4-0 10 E 1-2 2-3 3-H BB			3	0	1	1	1	0	0
10 Chipper Jones, S (1, 5) OBP: 0.353, SLG: 0.482	F SI 91 B SL 87 C CU 75 X FS 83 1-2 ③ **G1-3**			X SI 90 0-0 ③ **P5**		B FS 82 F SL 87 F CU 76 X FF 92 1-2 ③ **G5-3** 2-3	B SI 94 X SI 94 1-0 1-2 2-3 3-H **E4**			4	0	0	0	0	0	3
26 Dan Uggla, R (1, 4) OBP: 0.311, SLG: 0.456		X SI 91 0-0 ① **F7**			C FF 90 X SL 84 0-1 **1B**		C SI 90 B CU 75 B SL 82 B SL 85 X FF 91 3-1 **HR** B SI 94 C SL 84 C SL 85 B SL 85 K SI 94 2-2 ③ **P6**			4	1	2	1	0	0	3
16 Brian McCann, L (1, 2) OBP: 0.351, SLG: 0.474		B SI 91 C SI 91 S SL 87 F SL 85 X CU 75 1-2 ② **F9**			C FS 80 B SI 90 X SL 86 1-1 ① **F8**		S FS 81 X FF 89 0-1 ① **G3**	C SI 88 B SI 89 X CH 83 1-1 ① **G4-3**		4	0	0	0	0	0	1
5 Freddie Freeman, L (1, 3) OBP: 0.353, SLG: 0.452		F SL 85 F SL 87 B CU 75 F FF 91 X FS 84 1-2 ③ **G6-3**			C SL 81 F FF 91 C SL 88 0-3 ② **K**		B CU 74 X SI 91 1-0 ② **G6-3**	B SI 89 B SI 84 S SI 90 T SI 84 F CU 71 B SI 89 S CH 83 3-3 ② **K**		4	0	0	0	0	2	1
2 Alex Gonzalez, R (1, 6) OBP: 0.268, SLG: 0.364			B FF 90 X SI 90 1-0 ① **F9**		C SL 86 F FF 92 S SL 88 0-3 ③ **K**		X SI 91 0-0 7 BB 22 BB 24 1B 1B	B SL 82 F SI 88 X SL 80 1-1 ③ **P5**		4	1	1	0	0	1	1
22 Jason Heyward, L (1, 9) OBP: 0.321, SLG: 0.391			X SI 89 0-0 ② **G4-3**			C SI 89 F FS 81 B FS 82 B SL 83 F FS 82 X FS 82 2-2 **HR**	C SI 91 F CU 76 F FF 91 B FF 93 F FF 93 B FF 93 B CU 76 B FS 83 4-2 24 1B 7 BB 14 BB 1-2 BB		C SI 88 C CU 68 B SI 85 B CU 69 C SI 89 2-3 ① **K**	3	2	1	1	1	1	0
36 Mike Minor, R (1, 1) OBP: 0.172, SLG: 0.185 58 Peter Moylan, R (6, 1) 7 Brooks Conrad, S (7, PH) OBP: 0.330, SLG: 0.404 4 Antoan Richardson, S (7, PR) OBP: 0.600, SLG: 0.500 34 Eric O'Flaherty, L (7, 1) 39 Jonny Venters, L (8, 1) 20 Eric Hinske, L (9, PH) OBP: 0.313, SLG: 0.409 46 Craig Kimbrel, R (9, 1)			C FF 89 B SL 83 B FF 92 X FF 91 2-1 ③ **G4-3**		C FF 91 B SL 83 C FF 92 F SL 85 C CU 75 1-3 ① **K**	C SI 90 B FF 92 B SI 91 B SL 86 B SI 92 4-1 14 BB 24 1B 10 E 1-2 2-3 BB		X SI 89 0-0 ② **P5**	2 0 0 0 0 0 1 0	0 0 0 1 0 0 0 0	0 0 0 0 0 0 0 0	0 0 0 1 0 0 0 0	0 0 0 0 0 0 0 0	0 0 0 0 0 0 0 0	0 0 0 0 0 0 0 0
Inning Stats	R: 0 E: 0 K: 1 S: 11 H: 0 LOB: 0 BB: 0 P: 15	R: 0 E: 0 K: 0 S: 9 H: 0 LOB: 0 BB: 0 P: 11	R: 0 E: 0 K: 0 S: 4 H: 0 LOB: 0 BB: 0 P: 7	R: 0 E: 0 K: 0 S: 4 H: 0 LOB: 0 BB: 0 P: 4	R: 0 E: 0 K: 2 S: 10 H: 1 LOB: 1 BB: 0 P: 11	R: 1 E: 0 K: 1 S: 19 H: 2 LOB: 1 BB: 0 P: 26	R: 4 E: 1 K: 0 S: 17 H: 3 LOB: 3 BB: 3 P: 36	R: 0 E: 0 K: 1 S: 8 H: 0 LOB: 0 BB: 0 P: 13	R: 0 E: 0 K: 2 S: 8 H: 0 LOB: 0 BB: 0 P: 12	1B: 3 2B: 1 3B: 0 HR: 2 SF: 0 SAC: 0 DP: 0 HBP: 0						

PITCHER		IP	WLS	BF	H	R	ER	SO	BB	IBB	HBP	BLK	WP	HR	S	P	ERA	WHIP
47 Ricky Nolasco, R ERA: 4.46	(1, 1)	6.2		27	5	5	4	4	2	0	0	0	1	2	68	97	5.40	1.050
40 Mike Dunn, L ERA: 3.29	(7, 1)	0.0		1	1	0	0	0	0	0	0	0	0	0	2	2	∞	∞
58 Ryan Webb, R ERA: 3.35	(7, 1)	0.1	B	3	0	0	0	0	1	0	0	0	0	0	4	11	0.00	3.000
32 Clay Hensley, R ERA: 4.93	(8, 1)	2.0	W	6	0	0	0	3	0	0	0	0	0	0	16	25	0.00	0.000

PITCHER	IP	WLS	BF	H	R	ER	SO	BB	IBB	HBP	BLK	WP	HR	S	P	ERA	WHIP

Atlanta Braves @ Florida Marlins

Sun Life Stadium, Miami, FL

Mon Sep 19 2011, 7:13 PM - 9:55 PM EDT

Att. 21,340 - Partly Cloudy - 85 F

TOP

livebaseballscorecards.com

AB	34
R	5
H	6
RBI	4
BB	3
SO	7
LOB	9

WP: 1	PA: 37
PB: 0	
SB: 0	
CS: 0	

Atlanta Braves @ Florida Marlins

Sun Life Stadium, Miami, FL

Mon Sep 19 2011, 7:13 PM - 9:55 PM EDT

Att. 21,340 - Partly Cloudy - 85 F

BOTTOM

Batter	1	2	3	4	5	6	7	8	9	AB	R	H	RBI	BB	SO	LOB
1 Emilio Bonifácio, S (1, 6) OBP: 0.356, SLG: 0.375	G5-3		K		F9		27 F9 / 12 1B / 1B		12 HR / 1B	5	1	2	0	0	1	1
12 Omar Infante, R (1, 4) OBP: 0.318, SLG: 0.378	P4		K		P3		1-2 / 1B		1-H / HR	5	1	2	2	0	1	1
27 Giancarlo Stanton, R (1, 9) OBP: 0.358, SLG: 0.551	HR		HR			5 HR / BB	F9			3	3	2	2	1	0	2
5 Logan Morrison, L (1, 7) OBP: 0.329, SLG: 0.467	K		G4-3			1-H / HR	P6			4	1	1	2	0	1	2
15 Gaby Sanchez, R (1, 3) OBP: 0.351, SLG: 0.428		2B		G6-3		F8		G4-3		4	0	1	0	0	0	0
14 John Buck, R (1, 2) OBP: 0.324, SLG: 0.378		BB		K		K		F9		3	0	0	0	1	2	0
11 Bryan Petersen, L (1, 8) OBP: 0.364, SLG: 0.383		P6		F7		2B		F8		4	0	1	0	0	0	2
54 Matt Dominguez, R (1, 5) OBP: 0.314, SLG: 0.281		P3			47 SH2-4 / 2B	G6-3			F7	3	0	1	0	0	0	3
29 Greg Dobbs, L (9, PH) OBP: 0.310, SLG: 0.394										1	0	0	0	0	0	0
47 Ricky Nolasco, R (1, 1) OBP: 0.153, SLG: 0.127		K			SH2-4		G5-3		G6-3	1	0	0	0	0	1	2
40 Mike Dunn, L (7, 1)										0	0	0	0	0	0	0
58 Ryan Webb, R (7, 1)										0	0	0	0	0	0	0
11 Jose Lopez, R (7, PH) OBP: 0.254, SLG: 0.387										1	0	0	0	0	0	0
32 Clay Hensley, R (8, 1)										0	0	0	0	0	0	0
21 John Baker, L (9, PH) OBP: 0.333, SLG: 0.250										1	0	0	0	0	0	0
Inning Stats	R: 1 E: 0 K: 1 S: 7 / H: 1 LOB: 0 BB: 0 P: 11	R: 0 E: 0 K: 1 S: 10 / H: 1 LOB: 2 BB: 1 P: 20	R: 1 E: 0 K: 2 S: 10 / H: 1 LOB: 0 BB: 0 P: 12	R: 0 E: 0 K: 1 S: 12 / H: 0 LOB: 0 BB: 0 P: 18	R: 0 E: 0 K: 0 S: 6 / H: 1 LOB: 1 BB: 0 P: 8	R: 2 E: 0 K: 1 S: 14 / H: 2 LOB: 1 BB: 1 P: 24	R: 0 E: 0 K: 0 S: 13 / H: 2 LOB: 2 BB: 0 P: 15	R: 0 E: 0 K: 0 S: 8 / H: 0 LOB: 0 BB: 0 P: 12	R: 2 E: 0 K: 0 S: 10 / H: 2 LOB: 0 BB: 0 P: 15	1B: 3 2B: 3 3B: 0 HR: 4 / SF: 0 SAC: 1 DP: 0 HBP: 0						

livebaseballscorecards.com

AB	35
R	6
H	10
RBI	6
BB	2
SO	6
LOB	13

WP: 0 PB: 0 SB: 0 CS: 0 PA: 38

PITCHER		IP	WLS	BF	H	R	ER	SO	BB	IBB	HBP	BLK	WP	HR	S	P	ERA	WHIP
36 Mike Minor, L ERA: 4.27	(1, 1)	5.2		25	6	4	4	6	2	0	0	0	0	3	56	90	6.35	1.412
58 Peter Moylan, R ERA: 3.24	(6, 1)	0.1		1	0	0	0	0	0	0	0	0	0	0	3	3	0.00	0.000
34 Eric O'Flaherty, L ERA: 1.02	(7, 1)	1.0	H	5	2	0	0	0	0	0	0	0	0	0	13	15	0.00	2.000
39 Jonny Venters, L ERA: 1.69	(8, 1)	1.0	H	3	0	0	0	0	0	0	0	0	0	0	8	12	0.00	0.000
46 Craig Kimbrel, R ERA: 2.03	(9, 1)	0.2	L	4	2	2	2	0	0	0	0	0	0	1	10	15	27.00	3.000

PITCHER	IP	WLS	BF	H	R	ER	SO	BB	IBB	HBP	BLK	WP	HR	S	P	ERA	WHIP

Batter	1	2	3	4	5	6	7	8	9	AB	R	H	RBI	BB	SO	LOB
24 Michael Bourn, L (1, 8) OBP: 0.351, SLG: 0.393	B FF 90 B SI 91 C FF 91 S FS 84 B FF 93 B FF 93 4-2 10 WP 14 1B BB	B CU 77 B SI 92 F SI 91 C CU 76 X SI 92 2-2 14 S 14 1B 2-H 2B		C FS 84 X CU 74 1-1 F9 ③		B FF 88 B FO 79 X SI 88 2-0 FC4-6 ③ 1-2f		C SL 86 F SL 90 F CH 83 B FF 91 S SL 85 1-3 K ②		4	1	1	1	1	1	4
14 Martín Prado, R (1, 7) OBP: 0.310, SLG: 0.392	B FF 93 1 SAFE X FF 91 1-0 10 WP 1-2 1B	C SL 85 S FF 92 F FF 95 F FF 92 B SL 86 X CU 77 1-2 2-H 1B			B SL 86 B CU 72 S SL 87 X FS 80 2-1 P4 ①		C FF 94 B FF 93 X FF 93 1-1 26 BB 10 1B 1B	C SL 89 B FF 95 X SL 86 1-1 G6-3 ③		5	0	3	1	0	0	2
10 Chipper Jones, S (1, 5) OBP: 0.351, SLG: 0.479	C FF 93 B SL 82 B FF 93 B FS 82 S FS 85 C SI 92 3-3 K ① 1-2 2-3	1 SAFE C SI 92 B FS 85 B CU 77 S FF 92 S FS 85 2-3 K ②			X CU 73 0-0 G4-3 ②		C FF 93 X SL 86 0-1 26 BB 1-2 1B		S FF 95 B CH 86 S CH 85 F FF 97 X CH 87 1-2 G1-3 ①	5	0	1	0	0	2	3
26 Dan Uggla, R (1, 4) OBP: 0.310, SLG: 0.453	T FF 95 F SI 92 B SL 86 B SL 85 S FS 85 2-3 K ②	C SL 84 1 SAFE C FF 94 B FF 94 X SL 87 1-2 G6-3 ③			C CU 74 B FS 82 S FS 83 S SL 85 1-3 K ③		B SL 86 B FF 94 C FF 93 D SL 88 F FF 93 F FF 95 F FF 94 D FS 88 4-2 5 G6-4-3 1-2 2-3 BB		B FF 96 C SL 84 B FF 90 F SL 86 F FF 97 B CH 87 F FF 96 F SL 84 S FF 96 3-3 K ②	4	0	0	0	1	3	3
16 Brian McCann, L (1, 2) OBP: 0.352, SLG: 0.472	B CU 77 B SL 85 I IN 73 I IN 67 4-0 IBB		F FF 90 X FF 90 0-1 G6-3 ①			B FF 89 C FF 90 T FO 81 S FO 81 1-3 K ①	B FS 85 T FF 93 X FF 92 1-1 P6 ①		B CH 88 S FF 96 B CH 89 X FF 95 2-1 1B	4	0	1	0	1	1	3
5 Freddie Freeman, L (1, 3) OBP: 0.352, SLG: 0.455	F FF 94 S SL 85 X FS 84 0-2 L9 ③		B CU 74 X FS 83 1-0 F7 ②			C FF 89 B FO 81 F FO 80 B FO 81 X FO 79 2-2 HR	B FF 94 S FF 94 B FF 94 S FS 87 F FF 93 B FS 87 F FF 94 X FF 94 3-2 G6-4-3 ②③ 1-2f		B FF 96 F FF 94 S FF 94 F FF 95 D CH 87 X FF 94 2-2 F8 ③	5	1	1	1	0	0	7
2 Alex Gonzalez, R (1, 6) OBP: 0.270, SLG: 0.371 1 Jack Wilson, R (6, PR) OBP: 0.282, SLG: 0.297 (6, 6)		X SL 83 0-0 HR	C SL 84 T FF 92 S SL 86 0-3 K ③			F FF 90 X SL 84 0-1 7 FC4-6 22 BB 1B		B FF 94 S FF 92 X SL 86 1-1 22 FC4-6 1B		3 1	1 0	2 1	1 0	0 0	1 0	0 0
22 Jason Heyward, L (1, 9) OBP: 0.323, SLG: 0.393		C FF 92 F CU 76 B SL 85 F FS 84 F FF 94 B SL 84 X SL 88 2-2 24 2B 2B		B CU 73 B FS 80 B SI 88 C FF 89 F FF 90 S FS 82 3-3 K ①		B FF 89 B FO 78 B FF 88 B FF 89 4-0 7 FC4-6 1-2 BB		1 SAFE X FF 92 0-0 FC4-6 20 S 1-2f		3	1	1	0	1	1	1
40 Randall Delgado, R (1, 1) 7 Brooks Conrad, S (6, PH) OBP: 0.328, SLG: 0.400 50 Cristhian Martinez, R (6, 1) OBP: 0.333, SLG: 0.500 20 Eric Hinske, L (8, PH) OBP: 0.315, SLG: 0.409 4 Antoan Richardson, S (8, PR) OBP: 0.500, SLG: 0.500 38 Anthony Varvaro, R (8, 1)		X SI 92 0-0 B3 ①	F FF 90 S SL 83 X SL 84 0-2 G5-3 ②			C FF 88 D FO 80 F FO 79 X FF 88 1-2 FC4-6 24 FC4-6 1-2f 2-3		B FF 95 B CH 85 1 SAFE B FF 92 C FF 94 B FF 95 4-1 1-2 BB		2 1 0 0 0 0	0 0 0 0 0 0	0 0 0 0 0 0	0 0 0 1 0 0	0 0 0 0 0 0	0 2 0 0 0 0	1 0 0 0 0 0
Inning Stats	R: 0 E: 0 K: 2 S: 12 H: 1 LOB: 3 BB: 2 P: 26	R: 3 E: 0 K: 1 S: 21 H: 4 LOB: 1 BB: 0 P: 29	R: 0 E: 0 K: 1 S: 6 H: 0 LOB: 0 BB: 0 P: 7	R: 0 E: 0 K: 1 S: 8 H: 0 LOB: 0 BB: 0 P: 12	R: 0 E: 0 K: 1 S: 6 H: 0 LOB: 0 BB: 0 P: 9	R: 1 E: 0 K: 1 S: 12 H: 2 LOB: 2 BB: 1 P: 22	R: 0 E: 0 K: 0 S: 15 H: 2 LOB: 2 BB: 1 P: 24	R: 0 E: 0 K: 1 S: 10 H: 1 LOB: 2 BB: 1 P: 17	R: 0 E: 0 K: 1 S: 16 H: 1 LOB: 1 BB: 0 P: 24	1B: 7 2B: 2 3B: 0 HR: 2 SF: 0 SAC: 0 DP: 1 HBP: 0						

TOP

Atlanta Braves @ Florida Marlins

Sun Life Stadium, Miami, FL

Tue Sep 20 2011, 7:11 PM - 10:12 PM EDT

Att. 21,733 - Partly Cloudy - 85 F

livebaseballscorecards.com

AB	37
R	4
H	11
RBI	4
BB	5
SO	9
LOB	26

PITCHER		IP	WLS	BF	H	R	ER	SO	BB	IBB	HBP	BLK	WP	HR	S	P	ERA	WHIP
19 Aníbal Sánchez, R ERA: 3.67	(1, 1)	5.0	L	22	5	3	3	6	1	1	0	0	1	1	53	83	5.40	1.200
44 Brian Sanches, R ERA: 3.86	(6, 1)	1.0		6	2	1	1	1	1	0	0	0	0	1	12	22	9.00	3.000
39 Chris Hatcher, R ERA: 6.75	(7, 1)	1.0		5	2	0	0	0	1	0	0	0	0	0	15	24	0.00	3.000
50 Jose Ceda, R ERA: 4.66	(8, 1)	1.0		5	1	0	0	1	1	0	0	0	0	0	10	17	0.00	2.000
53 Sandy Rosario, R ERA: 3.38	(9, 1)	1.0		4	1	0	0	1	0	0	0	0	0	0	16	24	0.00	1.000

PITCHER	IP	WLS	BF	H	R	ER	SO	BB	IBB	HBP	BLK	WP	HR	S	P	ERA	WHIP

Atlanta Braves @ Florida Marlins

Sun Life Stadium, Miami, FL

Tue Sep 20 2011, 7:11 PM - 10:12 PM EDT

Att. 21,733 - Partly Cloudy - 85 F

livebaseballscorecards.com

BOTTOM

Batter	1	2	3	4	5	6	7	8	9	AB	R	H	RBI	BB	SO	LOB
1 Emilio Bonifácio, S (1, 8) OBP: 0.357, SLG: 0.375	C FF 92 F SI 92 X CH 83 0-2 ① L9		B SI 92 B SI 91 C SI 90 F SI 92 B FF 93 X FF 92 3-2 27 BB 12 1B 1B		C CU 78 B CH 84 B CH 81 B SI 94 C FF 94 B FF 93 4-2 12 1B BB			B FF 92 C FF 93 X FF 93 1-1 ① G4-3		3	0	1	0	1	0	0
12 Omar Infante, R (1, 4) OBP: 0.319, SLG: 0.379	B FF 94 C FF 93 B FF 93 F SI 95 B FF 94 X SI 94 3-2 ② G6-3		C CU 77 X CH 79 0-1 5 L6 27 BB 1-2 1B		C SI 92 F CH 90 1 SAFE B FF 90 B FF 92 F FF 91 X SI 92 2-2 1-2 1B			X FF 93 0-0 ② P4		4	0	2	0	0	0	0
27 Giancarlo Stanton, R (1, 9) OBP: 0.357, SLG: 0.548	B SI 94 F SI 94 B FF 94 F SI 94 F FF 94 B CH 85 X CH 85 3-2 ③ G6-3		B FF 90 D CH 82 B CH 83 B SI 91 4-0 1-2 2-3 BB		D CH 82 B CH 81 B SI 89 C SI 90 C SI 92 X FF 92 3-2 ③ G6-3			C CU 80 C FF 95 F CU 80 B CU 81 X CU 81 1-2 ③ G6-3		3	0	0	0	1	0	2
5 Logan Morrison, L (1, 7) OBP: 0.327, SLG: 0.463		X FF 92 0-0 ① F9 S CH 81 X FF 91 0-1 ② ③ L6 2-2				C CH 85 X CH 86 0-1 ① L9			B FF 93 C FF 93 C CU 80 B CU 79 F FF 94 F FF 94 X FF 94 2-2 ① G4-3	4	0	0	0	0	0	3
15 Gaby Sanchez, R (1, 3) OBP: 0.349, SLG: 0.425		B FF 93 C CU 79 X FF 93 1-1 ② F7		C FF 93 B FF 92 X FF 93 1-1 ① F8		X SI 90 0-0 ② L9			C FF 94 B FF 95 F FF 95 X CU 81 1-2 ② G5-3	4	0	0	0	0	0	0
14 John Buck, R (1, 2) OBP: 0.324, SLG: 0.377		C CH 84 B FF 93 B FF 94 S CH 84 B CH 83 F CH 83 F SI 94 F SI 94 X FF 94 3-2 22 1B 1B		B FF 94 C FF 93 S SI 92 B CH 84 B FF 95 X CU 80 3-2 ② L8		F SI 90 B SI 91 C SL 80 F CH 82 B SL 81 C SL 81 2-3 ③ K			B FF 94 C FF 93 B CU 81 C FF 93 B CU 82 X FF 95 3-2 ③ F9	4	0	1	0	0	1	0
22 Donnie Murphy, R (1, 6) OBP: 0.244, SLG: 0.280		C CU 77 B CH 80 B CH 80 B CH 80 X SI 92 3-1 1-2 1B		F FF 94 F FF 93 X CH 83 0-2 ③ P5			C SL 78 B SL 81 X SL 80 1-1 ① G5-3		3	0	1	0	0	0	0
54 Matt Dominguez, R (1, 5) OBP: 0.289, SLG: 0.257		C FF 91 B FF 91 F FF 92 X CU 77 1-2 ③ F9			X FF 93 0-0 ① P6		C SL 82 X SI 91 0-1 ② F9			3	0	0	0	0	0	2
19 Aníbal Sánchez, R (1, 1) OBP: 0.183, SLG: 0.125 21 John Baker, L (5, PH) OBP: 0.300, SLG: 0.222 44 Brian Sanches, R (6, 1) OBP: 0.200, SLG: 0.200 39 Chris Hatcher, R (7, 1) 11 Bryan Petersen, L (7, PH) OBP: 0.363, SLG: 0.380 50 Jose Ceda, R (8, 1) 53 Sandy Rosario, R (9, 1)			B FF 94 C FF 92 X SI 92 1-1 ① L9		B FF 93 F SI 91 F SI 91 F CH 84 B CH 86 S CH 84 2-3 ② K		C SI 87 X SI 89 0-1 ③ F7			1 1 0 0 1 0 0 0	0 0 0 0 0 0 0 0	0 0 0 0 0 0 0 0	0 0 0 0 0 0 0 0	0 1 0 0 0 0 0 0	0 0 0 0 0 0 0 0	0 0 0 0 0 0 0 0
Inning Stats	R: 0 E: 0 K: 0 S: 10 H: 0 LOB: 0 BB: 0 P: 16	R: 0 E: 0 K: 0 S: 14 H: 2 LOB: 2 BB: 0 P: 22	R: 0 E: 0 K: 0 S: 9 H: 2 LOB: 2 BB: 1 P: 17	R: 0 E: 0 K: 0 S: 8 H: 0 LOB: 0 BB: 0 P: 12	R: 0 E: 0 K: 1 S: 14 H: 1 LOB: 2 BB: 1 P: 25	R: 0 E: 0 K: 1 S: 7 H: 0 LOB: 0 BB: 0 P: 9	R: 0 E: 0 K: 0 S: 6 H: 0 LOB: 0 BB: 0 P: 7	R: 0 E: 0 K: 0 S: 7 H: 0 LOB: 0 BB: 0 P: 9	R: 0 E: 0 K: 0 S: 11 H: 0 LOB: 0 BB: 0 P: 17	1B: 5 2B: 1 3B: 0 HR: 0	SF: 0 SAC: 0 DP: 1 HBP: 0		WP: 0 PB: 0 SB: 0 CS: 0	PA: 33			

	AB	31
	R	0
	H	5
	RBI	0
	BB	2
	SO	2
	LOB	7

PITCHER		IP	WLS	BF	H	R	ER	SO	BB	IBB	HBP	BLK	WP	HR	S	P	ERA	WHIP
40 Randall Delgado, R ERA: 2.7	(1, 1)	5.0	W	21	5	0	0	1	2	0	0	0	0	0	55	92	0.00	1.400
50 Cristhian Martinez, R ERA: 3.18	(6, 1)	2.0		6	0	0	0	1	0	0	0	0	0	0	13	16	0.00	0.000
38 Anthony Varvaro, R ERA: 2.7	(8, 1)	2.0		6	0	0	0	0	0	0	0	0	0	0	18	26	0.00	0.000

PITCHER	IP	WLS	BF	H	R	ER	SO	BB	IBB	HBP	BLK	WP	HR	S	P	ERA	WHIP

Batter	1	2	3	4	5	6	7	8	9	AB	R	H	RBI	BB	SO	LOB
24 Michael Bourn, L (1, 8) OBP: 0.349, SLG: 0.391	F FF 89 X FF 90 0-1 ① P5			B FF 90 C FF 90 C FF 91 F CH 78 B CH 76 F FF 91 S FF 92 2-3 ① K		B FF 90 B FF 91 X FF 91 2-0 ② F9		B FS 88 T FF 92 C FF 93 B FS 88 S FS 88 2-3 ③ K		4	0	0	0	0	2	0
14 Martín Prado, R (1, 5) (8, 7) OBP: 0.310, SLG: 0.391	C FF 90 S FF 92 F FF 93 B SL 85 X CU 68 1-2 ② G6-3			C SI 92 X FF 93 0-1 16 HBP 1B		C FF 91 B SI 91 C FF 92 F SI 92 B SL 85 X SI 93 2-2 ③ G3			B FF 94 C FF 92 X FF 95 1-1 ① F9	4	0	1	0	0	0	0
16 Brian McCann, L (1, 2) OBP: 0.355, SLG: 0.471	C FF 92 B FF 93 F FF 92 B FF 92 B FF 92 F FF 93 X FF 93 3-2 ③ P3			B SI 91 F SI 91 S FF 92 1 SAFE H SL 84 2-2 1-2 HBP			F FF 91 B CU 71 B CU 76 B FF 91 B FF 90 4-1 22 2B BB		B FF 95 B FF 95 B FF 95 C FF 93 B FF 94 4-1 5 DI BB	1	0	0	0	2	0	0
26 Dan Uggla, R (1, 4) OBP: 0.309, SLG: 0.450		C FF 88 X CU 74 0-1 ① F8		B SL 86 F FF 93 C FF 93 X SI 92 1-2 ② P2			F FF 92 F FF 92 F SI 91 C FF 91 0-3 ① K		B FF 94 C FF 93 F FF 94 F FF 96 X CH 88 1-2 ② F7	4	0	0	0	0	1	4
5 Freddie Freeman, L (1, 3) OBP: 0.351, SLG: 0.452		C FF 90 F SI 92 F FF 92 B CH 77 S CH 81 1-3 ② K		B CH 81 F FF 92 F FF 93 F FF 91 B CH 76 F CH 76 B CH 80 F CU 74 X FF 92 3-2 ③ F8			F FF 84 F FF 93 B CH 82 1 SAFE X CH 81 1-2 ② F7		C FF 96 S CH 87 B CH 88 D CH 88 B CH 86 B FF 96 4-2 1-2 BB	3	0	0	0	1	1	3
22 Jason Heyward, L (1, 9) OBP: 0.322, SLG: 0.394		B FF 91 C SL 80 S FF 93 F FF 92 X FF 92 1-2 ③ P5			B FF 89 F FF 91 F FF 92 S CH 79 1-3 ① K		C CH 81 D SL 81 F FF 92 B FF 92 X FF 93 2-2 1-3 2B		B FF 94 F FF 94 X FF 94 1-1 ③ G4-3	4	0	1	0	0	1	2
1 Jack Wilson, R (1, 6) OBP: 0.278, SLG: 0.293			X SI 89 0-0 ① P4		B FF 91 F SI 91 S FF 91 F CU 73 B SL 84 B FF 92 S FF 91 3-3 ② K		C FF 91 C SI 92 X SI 92 0-2 ③ F9			3	0	0	0	0	1	2
17 Jose Constanza, L (1, 7) OBP: 0.348, SLG: 0.396 20 Eric Hinske, L (8, PH) OBP: 0.314, SLG: 0.408 38 Anthony Varvaro, R (8, 1)			C FF 88 B SI 89 X FF 91 1-1 ② G6-3		C FF 92 S CH 80 B CH 76 X CH 81 1-2 ③ G1-3			F FS 86 C FS 87 B FF 92 F FS 87 F FF 92 F FS 88 S FS 87 1-3 ① K		2 1 0	0 0 0	0 0 0	0 0 0	0 1 0	0 0 0	0 0 0
32 Derek Lowe, R (1, 1) OBP: 0.236, SLG: 0.314 19 Scott Linebrink, R (7, 1) 10 Chipper Jones, S (8, PH) OBP: 0.351, SLG: 0.478 (8, 5)			B FF 89 B SI 89 C SI 88 F SI 90 F CU 78 S CU 71 2-3 ③ K			C FF 88 X SL 82 0-1 ① G1-3		S FS 87 S FS 86 B FS 87 B FF 93 X FS 87 2-2 ② G4-3		2 0 1	0 0 0	0 0 0	0 0 0	0 0 0	1 0 0	0 0 0
Inning Stats	R: 0 E: 0 K: 0 S: 10 H: 0 LOB: 0 BB: 0 P: 14	R: 0 E: 0 K: 1 S: 10 H: 0 LOB: 0 BB: 0 P: 12	R: 0 E: 0 K: 1 S: 7 H: 0 LOB: 0 BB: 0 P: 10	R: 0 E: 0 K: 1 S: 18 H: 1 LOB: 2 BB: 0 P: 26	R: 0 E: 0 K: 2 S: 10 H: 0 LOB: 0 BB: 0 P: 15	R: 0 E: 0 K: 0 S: 7 H: 0 LOB: 0 BB: 0 P: 11	R: 0 E: 0 K: 1 S: 14 H: 1 LOB: 2 BB: 1 P: 21	R: 0 E: 0 K: 2 S: 12 H: 0 LOB: 0 BB: 0 P: 17	R: 0 E: 0 K: 0 S: 11 H: 0 LOB: 2 BB: 2 P: 22	1B: 1 2B: 1 3B: 0 HR: 0 SF: 0 SAC: 0 DP: 0 HBP: 1						

TOP

Atlanta Braves @ Florida Marlins

Sun Life Stadium, Miami, FL

Wed Sep 21 2011, 7:11 PM - 9:45 PM EDT

Att. 22,240 - Partly Cloudy - 86 F

livebaseballscorecards.com

AB	29
R	0
H	2
RBI	0
BB	3
SO	8
LOB	11

WP: 0 PA: 33
PB: 0
SB: 0
CS: 0

PITCHER		IP	WLS	BF	H	R	ER	SO	BB	IBB	HBP	BLK	WP	HR	S	P	ERA	WHIP
23 Javier Vazquez, R ERA: 3.77	(1, 1)	7.0	W	25	2	0	0	6	1	0	1	0	0	0	76	109	0.00	0.429
34 Edward Mujica, R ERA: 2.64	(8, 1)	1.0	H	3	0	0	0	2	0	0	0	0	0	0	12	17	0.00	0.000
46 Juan Carlos Oviedo, R ERA: 4.06	(9, 1)	1.0		5	0	0	0	0	2	0	0	0	0	0	11	22	0.00	2.000

PITCHER		IP	WLS	BF	H	R	ER	SO	BB	IBB	HBP	BLK	WP	HR	S	P	ERA	WHIP

Atlanta Braves @ Florida Marlins

Sun Life Stadium, Miami, FL

Wed Sep 21 2011, 7:11 PM - 9:45 PM EDT

Att. 22,240 - Partly Cloudy - 86 F

livebaseballscorecards.com

BOTTOM

Batter	1	2	3	4	5	6	7	8	9	AB	R	H	RBI	BB	SO	LOB
1 Emilio Bonifácio, S (1, 6) OBP: 0.357, SLG: 0.376	G4-3		G3		12 S 2B		G4-3			4	0	1	0	0	0	0
12 Omar Infante, R (1, 4) OBP: 0.317, SLG: 0.376	P3		G6-3		K		K			4	0	0	0	0	2	1
29 Greg Dobbs, L (1, 5) OBP: 0.308, SLG: 0.391	F7		G4-3		F7			G6-3		4	0	0	0	0	0	1
54 Matt Dominguez, R (9, 5) OBP: 0.289, SLG: 0.257										0	0	0	0	0	0	0
27 Giancarlo Stanton, R (1, 9) OBP: 0.358, SLG: 0.549		5 G3 15 2B 1B		G5-3		5 BLK 11 SF9 2B		K		4	2	2	0	0	1	0
5 Logan Morrison, L (1, 7) OBP: 0.328, SLG: 0.470		G3 1-2		1B		G3 2-3		HR		4	1	2	1	0	0	2
15 Gaby Sanchez, R (1, 3) OBP: 0.351, SLG: 0.428		11 G4-3 2B 2-H		F9		BB		1B		3	0	2	1	1	0	1
11 Bryan Petersen, L (1, 8) OBP: 0.358, SLG: 0.376		G4-3 2-3		F8		SF9 3-H				2	0	0	1	0	0	2
9 Brett Hayes, R (1, 2) OBP: 0.284, SLG: 0.411		IBB			HR	K				2	1	1	1	1	1	1
23 Javier Vazquez, R (1, 1) OBP: 0.214, SLG: 0.204		G1-3			K		G4-3			2	0	0	0	0	1	2
21 John Baker, L (7, PH) OBP: 0.273, SLG: 0.200										1	0	0	0	0	0	0
34 Edward Mujica, R (8, 1)										0	0	0	0	0	0	0
46 Juan Carlos Oviedo, R (9, 1)										0	0	0	0	0	0	0
Inning Stats	R: 0 E: 0 K: 0 S: 8 H: 0 LOB: 0 BB: 0 P: 10	R: 1 E: 0 K: 0 S: 13 H: 2 LOB: 2 BB: 1 P: 26	R: 0 E: 0 K: 0 S: 5 H: 0 LOB: 0 BB: 0 P: 7	R: 0 E: 0 K: 0 S: 10 H: 1 LOB: 1 BB: 0 P: 17	R: 1 E: 0 K: 2 S: 15 H: 2 LOB: 1 BB: 0 P: 22	R: 1 E: 0 K: 1 S: 11 H: 1 LOB: 1 BB: 1 P: 22	R: 0 E: 0 K: 1 S: 9 H: 0 LOB: 0 BB: 0 P: 16	R: 1 E: 0 K: 1 S: 14 H: 2 LOB: 1 BB: 0 P: 23		1B: 3 2B: 3 3B: 0 HR: 2	SF: 1 SAC: 0 DP: 0 HBP: 0		WP: 0 PB: 0 SB: 1 CS: 0	PA: 33			

	AB	30
	R	4
	H	8
	RBI	4
	BB	2
	SO	5
	LOB	10

PITCHER		IP	WLS	BF	H	R	ER	SO	BB	IBB	HBP	BLK	WP	HR	S	P	ERA	WHIP
32 Derek Lowe, R ERA: 4.92	(1, 1)	6.1	L	27	6	3	3	3	1	1	0	1	0	1	66	111	4.26	1.105
19 Scott Linebrink, R ERA: 3.68	(7, 1)	0.2		2	0	0	0	1	0	0	0	0	0	0	5	9	0.00	0.000
38 Anthony Varvaro, R ERA: 3.0	(8, 1)	1.0		4	2	1	1	1	0	0	0	0	0	1	14	23	9.00	2.000

PITCHER	IP	WLS	BF	H	R	ER	SO	BB	IBB	HBP	BLK	WP	HR	S	P	ERA	WHIP

Batter	1	2	3	4	5	6	7	8	9	AB	R	H	RBI	BB	SO	LOB
24 Michael Bourn, L (1, 8) OBP: 0.350, SLG: 0.390	C FF 94 B FF 95 S CH 90 B FF 98 S CH 89 2-3 K	C SI 94 B FF 96 B CU 79 X FF 94 2-1 G4-3			B FF 94 B FF 95 B FF 94 B FF 94 4-0 10 S 26 2B BB	C FF 93 F FF 93 B SL 83 X FF 93 1-2 L8			F FF 98 F SI 98 X FF 98 0-2 14 S 10 FC1 1B	4	2	1	0	1	1	0
14 Martín Prado, R (1, 7) OBP: 0.309, SLG: 0.389	X FF 96 0-0 10 1B 26 1B 1B	B SI 95 B FF 97 S FF 96 X SI 96 2-1 G5-3			B FF 92 B FF 94 1 SAFE B FF 93 C SI 93 X FF 93 3-1 F7		C FF 91 B FF 92 B CH 86 B SI 91 F FF 92 X SI 92 2-2 G4-3		C FF 98 C FF 98 S SL 86 0-3 K 1-2	5	1	1	0	0	1	2
10 Chipper Jones, S (1, 5) OBP: 0.351, SLG: 0.476	B SI 95 C FF 96 B CU 78 F FF 95 B FF 97 X SI 96 3-2 26 1B 5 1B 1-3 1B	C SI 93 F CU 78 B FF 96 S CH 89 1-3 K			B FF 94 C CU 81 B FF 96 F FF 95 B CU 82 B CU 80 4-2 26 2B 16 2B 1-2 BB		F FF 91 B FF 92 B CH 86 B SI 91 X SI 91 3-1 F7		C FF 99 X CH 92 0-1 FC1 2-H	4	2	1	0	1	1	0
26 Dan Uggla, R (1, 4) OBP: 0.311, SLG: 0.453	F FF 96 B CU 79 F FF 94 X FF 97 1-2 5 1B 1 E 1-2 3-H 1B	B CU 78 F FF 96 B SI 93 X FF 96 2-1 16 G4-3 1B			B SI 95 C FF 95 S CU 81 X CU 81 1-2 16 2B 1-3 2-H 2B		B SL 84 C SI 91 C SL 82 S FF 93 1-3 K		C FF 100 S SL 87 B SL 86 B FF 99 F FF 100 F FF 101 X SL 88 2-2 L5	5	2	3	2	0	1	0
16 Brian McCann, L (1, 2) OBP: 0.354, SLG: 0.471	B FF 95 F FF 96 B FF 95 B FF 96 S FF 95 F CH 88 F FF 96 F FF 96 S SI 97 3-3 K	X SI 95 0-0 G4-3 1-2			B SL 82 F FF 92 B SL 84 D SL 82 F FF 93 F SI 92 F FF 94 X SL 82 3-2 5 G4-3 2-H 3-H 2B			B SI 91 X SI 91 1-0 G6-3		4	0	1	2	0	1	3
5 Freddie Freeman, L (1, 3) OBP: 0.352, SLG: 0.453	C FF 95 B CH 89 B SI 96 X CH 89 2-1 1 E 1-2 2-H 1B	C CU 76 B CU 79 B FF 95 X FF 95 2-1 G1-3			C FF 94 X FF 93 0-1 G4-3 2-3			F SI 92 C SI 92 B FF 92 B CU 71 X FF 92 2-2 22 1B 1B		4	0	2	1	0	0	2
1 Jack Wilson, R (1, 6) OBP: 0.272, SLG: 0.287	B FF 96 C CU 78 X SI 94 1-1 E5 1-3 2-H			X FF 94 0-0 P6	F FF 93 S FF 92 F FF 93 F FF 92 B SL 82 F FF 93 B SL 82 S FF 94 2-3 K			B SL 80 C FF 91 F SL 80 S SL 81 1-3 K		4	0	0	0	0	2	3
22 Jason Heyward, L (1, 9) OBP: 0.324, SLG: 0.395	C FF 96 B FF 96 F FF 96 B FF 96 B FF 96 X FF 95 3-2 F8			B FF 94 B CH 89 B FF 97 C FF 93 C FF 96 F FF 96 F FF 97 X FF 96 3-2 F9		C FF 92 X FF 93 0-1 15 B2-6-4 1B		B SI 90 X SI 90 1-0 1-2 1B		4	0	2	0	0	0	2
15 Tim Hudson, R (1, 1) OBP: 0.169, SLG: 0.179 50 Cristhian Martinez, R (6, 1) OBP: 0.333, SLG: 0.500 34 Eric O'Flaherty, L (7, 1) 20 Eric Hinske, L (8, PH) OBP: 0.313, SLG: 0.406 39 Jonny Venters, L (8, 1) 46 Craig Kimbrel, R (9, 1)		C FF 95 B SI 94 X FF 96 1-1 F9		B FF 94 F SI 94 C CU 77 X CU 78 1-2 G6-3		X FF 91 0-0 B2-6-4 1-2f		B SI 90 C SI 90 F FF 89 C SI 92 1-3 K		3 0 0 1 0 0	0 0 0 0 0 0	0 0 0 0 0 0	0 0 0 0 0 0	0 0 0 0 1 0	1 0 0 1 2 0	1 0 0 2 0 0

Atlanta Braves @ Washington Nationals

Nationals Park, Washington, DC

Fri Sep 23 2011, 7:20 PM - 10:29 PM EDT

Att. 28,817 - Overcast - 70 F

TOP

livebaseballscorecards.com

AB	38
R	7
H	11
RBI	5
BB	2
SO	8
LOB	15

Inning Stats	1	2	3	4	5	6	7	8	9
	R: 3 E: 1 K: 2 S: 23	R: 0 E: 0 K: 0 S: 6	R: 0 E: 0 K: 1 S: 8	R: 0 E: 0 K: 0 S: 9	R: 3 E: 0 K: 1 S: 20	R: 0 E: 0 K: 0 S: 6	R: 0 E: 0 K: 1 S: 8	R: 0 E: 0 K: 2 S: 11	R: 1 E: 0 K: 1 S: 13
	H: 4 LOB: 2 BB: 0 P: 38	H: 0 LOB: 0 BB: 0 P: 11	H: 1 LOB: 1 BB: 0 P: 13	H: 0 LOB: 0 BB: 0 P: 13	H: 2 LOB: 1 BB: 2 P: 37	H: 1 LOB: 0 BB: 0 P: 7	H: 0 LOB: 0 BB: 0 P: 14	H: 2 LOB: 2 BB: 0 P: 17	H: 1 LOB: 0 BB: 0 P: 15

| | | |

BOTTOM

Atlanta Braves @ Washington Nationals

Nationals Park, Washington, DC

Fri Sep 23 2011, 7:20 PM - 10:29 PM EDT

Att. 28,817 - Overcast - 70 F

livebaseballscorecards.com

Batter	1	2	3	4	5	6	7	8	9	AB	R	H	RBI	BB	SO	LOB
20 Ian Desmond, R (1, 6) OBP: 0.295, SLG: 0.356	C FF 90 B SI 90 C FC 84 X SI 91 1-2 1B		C FC 84 B SI 89 X FC 84 1-1 11 G4-6-3 24 1B 1B		C FC 84 X CU 74 0-1 ② G4-3		F SI 88 B CH 87 X SI 90 1-1 ① L9		B FF 98 B KC 86 1 SAFE C FF 97 F FF 97 X KC 88 2-2 ① FC6-4 11 DI 1-2f	5	0	2	0	0	0	1
24 Rick Ankiel, L (1, 8) OBP: 0.304, SLG: 0.374 30 Jonny Gomes, R (7, PH) OBP: 0.324, SLG: 0.385 (8, 9) 2 Roger Bernadina, L (9, PH) OBP: 0.307, SLG: 0.370	C SI 89 X FC 81 0-1 ① F7		F FC 84 F FF 89 B FF 89 1 SAFE B SI 89 B FC 83 X SI 90 3-2 11 G4-6-3 1-2 1B		B CU 75 B CU 76 B FF 89 C FF 88 X FS 83 3-1 ③ F9		B SI 91 B SI 91 X SI 92 2-0 ② F7		S KC 87 1 SAFE D KC 87 D KC 87 1 SAFE S FF 98 B KC 87 F FF 98 S FF 98 3-3 ② K	3 1 1	0 0 0	1 0 0	0 0 0	0 0 1	0 0 0	1 0 1
11 Ryan Zimmerman, R (1, 5) OBP: 0.349, SLG: 0.443	B SI 90 B SI 89 C SI 90 F SI 90 C FC 83 2-3 ② K		F SI 90 X SI 90 0-1 ① ② G4-6-3 1-2f 2-3			B CU 72 B FC 82 C FS 84 F FC 80 B SI 88 X SI 89 3-2 ① G1-3	X SI 91 0-0 1B		C KC 87 S KC 89 D KC 89 B FC 98 C FF 99 2-3 ③ K 1-2	5	0	1	0	0	2	4
38 Michael Morse, R (1, 7) OBP: 0.362, SLG: 0.542	X FC 83 0-0 ③ L7		C SI 90 H SI 91 1-1 HBP			X SI 78 0-0 28 1B 2B	B SL 86 S SL 86 S SI 92 D FF 88 S SI 91 2-3 ③ K			3	1	1	0	0	1	2
28 Jayson Werth, R (1, 9) OBP: 0.330, SLG: 0.394 (8, 8)		C FF 89 S SI 90 S FF 90 0-3 ① K	X SI 91 0-0 ③ F7			B SI 87 C CU 72 B SI 87 B SI 88 C SI 88 F FF 89 F CU 75 X SI 90 3-2 7 G5-3 8 1B 3 1B 2-H 1B		B FF 95 C FF 95 B SI 96 F FF 94 B SI 96 F SI 95 X FF 95 3-2 HR		4	2	2	2	0	1	2
8 Danny Espinosa, S (1, 4) OBP: 0.323, SLG: 0.419		X SI 90 0-0 3 1B 2B		B FF 90 B CU 74 F SI 89 S CU 75 S CU 75 2-3 ① K		B SI 88 B FC 81 S SI 90 X FS 86 2-1 3 1B 7 G5-3 1-2 1B		X SI 96 0-0 ① G6-3		4	1	2	0	0	1	0
19 Laynce Nix, L (1, 3) OBP: 0.300, SLG: 0.453 23 Collin Balester, R (5, 1) 59 Atahualpa Severino, L (5, 1) 7 Ivan Rodriguez, R (6, PH) OBP: 0.271, SLG: 0.319 29 Yunesky Maya, R (7, 1) 1 Steve Lombardozzi, S (8, PH) OBP: 0.192, SLG: 0.160 63 Henry Alberto Rodriguez, R (9, 1)		C SI 89 F FF 89 S CU 77 0-3 ② K		B SI 90 B CU 75 X FC 86 2-0 ② G3		B FC 80 C SI 88 C CU 74 X SI 88 1-2 ② G5-3 1-2 2-3		C SI 95 X SI 94 0-1 ② L9	2 0 0 1 0 1 0	0 0 0 0 0 0 0	0 0 0 0 0 0 0	0 0 0 0 0 0 0	1 0 0 0 0 0 0	0 0 0 2 0 0 0	1 0 0 0 0 0 0
3 Wilson Ramos, R (1, 2) OBP: 0.336, SLG: 0.443	C FC 81 B SI 90 S SI 90 F FC 83 B FC 84 F SI 90 F FC 83 X SI 91 2-2 2-H 1B			X FC 82 0-0 ③ L5		B CU 74 B FF 88 X CU 74 2-0 2-3 3-H 1B		S SI 96 B SI 96 B SI 95 S SI 95 F FF 96 C SL 86 2-3 ③ K	4	0	2	2	0	1	0
37 Stephen Strasburg, R (1, 1) 14 Chris Marrero, R (5, 3) OBP: 0.303, SLG: 0.330		X SI 90 0-0 ③ G6-3			B SI 88 X SI 88 1-0 ① G6-3	F SI 91 C SL 83 B SI 92 D CH 84 X CH 83 2-2 ③ G5-3			C FF 98 C KC 88 X FF 99 0-2 20 FC6-4 1B	1 3	0 0	0 1	0 0	0 0	0 0	1 2

Inning Stats	1	2	3	4	5	6	7	8	9
	R: 0 E: 0 K: 1 S: 9 H: 1 LOB: 1 BB: 0 P: 12	R: 1 E: 0 K: 2 S: 14 H: 2 LOB: 1 BB: 0 P: 16	R: 0 E: 0 K: 0 S: 9 H: 2 LOB: 2 BB: 0 P: 14	R: 0 E: 0 K: 1 S: 5 H: 0 LOB: 0 BB: 0 P: 9	R: 0 E: 0 K: 0 S: 5 H: 0 LOB: 0 BB: 0 P: 9	R: 2 E: 0 K: 0 S: 18 H: 4 LOB: 2 BB: 0 P: 31	R: 0 E: 0 K: 1 S: 7 H: 1 LOB: 1 BB: 0 P: 12	R: 1 E: 0 K: 1 S: 11 H: 1 LOB: 0 BB: 0 P: 16	R: 0 E: 0 K: 2 S: 13 H: 1 LOB: 1 BB: 0 P: 20

1B: 9	SF: 0
2B: 2	SAC: 0
3B: 0	DP: 1
HR: 1	HBP: 1

WP: 0	PA: 39
PB: 0	
SB: 0	
CS: 0	

AB	38
R	4
H	12
RBI	4
BB	0
SO	8
LOB	17

PITCHER		IP	WLS	BF	H	R	ER	SO	BB	IBB	HBP	BLK	WP	HR	S	P	ERA	WHIP
15 Tim Hudson, R ERA: 3.23	(1, 1)	5.2	W	26	9	3	3	4	0	0	1	0	0	0	57	86	4.76	1.588
50 Cristhian Martinez, R ERA: 3.16	(6, 1)	0.1	H	1	0	0	0	0	0	0	0	0	0	0	3	5	0.00	0.000
34 Eric O'Flaherty, L ERA: 1.01	(7, 1)	1.0	H	4	1	0	0	1	0	0	0	0	0	0	7	12	0.00	1.000
39 Jonny Venters, L ERA: 1.78	(8, 1)	1.0	H	4	1	1	1	1	0	0	0	0	0	1	11	16	9.00	1.000
46 Craig Kimbrel, R ERA: 2.0	(9, 1)	1.0	S	4	1	0	0	2	0	0	0	0	0	0	13	20	0.00	1.000

PITCHER	IP	WLS	BF	H	R	ER	SO	BB	IBB	HBP	BLK	WP	HR	S	P	ERA	WHIP

Batter	1	2	3	4	5	6	7	8	9	AB	R	H	RBI	BB	SO	LOB
24 Michael Bourn, L (1, 8) OBP: 0.349, SLG: 0.389	B SI 89 X SI 90 1-0 G6-3		X FF 90 0-0 F8			C SI 86 F FS 80 C SL 84 0-3 K		B CH 80 C CH 81 X FF 92 1-1 14 CS 1-3 1B		4	0	1	0	0	1	1
14 Martín Prado, R (1, 7) OBP: 0.306, SLG: 0.386	B SI 90 X SI 89 1-0 G5-3			C SI 91 B CU 77 B CU 78 B SI 89 X SI 90 3-1 G5-3		C SI 92 B CU 78 B SL 85 B SI 91 X SI 90 3-1 G6-3		C FC 87 D FC 87 F CH 81 B FF 92 F FF 93 X FF 93 2-2 F9 1-2		4	0	0	0	0	0	2
10 Chipper Jones, S (1, 5) OBP: 0.350, SLG: 0.474	C SI 90 B SI 90 S FS 81 C SL 84 1-3 K			B SI 92 F SI 90 C FS 82 F SI 92 B SL 85 B FF 92 F SL 83 X SI 92 3-2 1B		B SL 84 B SI 90 F SI 91 F SI 92 F SL 83 X SL 86 2-2 F8			X SI 95 0-0 G4-3	4	0	1	0	0	1	0
26 Dan Uggla, R (1, 4) OBP: 0.312, SLG: 0.452		B SL 83 C SL 82 F SI 89 X CU 78 1-2 G5-3		X SI 91 0-0 L5			B SI 91 C SI 92 B SL 82 B SI 92 C SI 92 B SI 92 4-2 BB		C SI 95 C SL 86 B SL 86 F SL 85 B SI 96 X SI 96 2-2 1B	3	0	1	0	1	0	1
16 Brian McCann, L (1, 2) OBP: 0.353, SLG: 0.469		C FS 83 X SI 92 0-1 1 CS 1B		B FS 82 C FS 82 C SL 82 B SI 89 B CU 78 X SL 84 3-2 P2			C SL 84 X SI 92 0-1 F8		X SI 93 0-0 P6	4	0	1	0	0	0	3
5 Freddie Freeman, L (1, 3) OBP: 0.352, SLG: 0.457		B SI 90 S FS 80 B SI 91 F FS 80 C SL 84 2-3 K			B SI 90 B FS 80 F SI 90 B SI 89 X SI 90 3-1 HR		C SL 82 S SL 84 D SL 83 B SI 92 F SI 92 S SL 83 2-3 K		S SI 92 F SI 94 B SL 85 S SL 86 1-3 K	4	1	1	1	0	3	3
1 Jack Wilson, R (1, 6) OBP: 0.273, SLG: 0.288		C SI 90 0-1 CS 1-2	B SI 88 C SI 88 B SL 84 X SI 90 2-1 1B		B SI 91 F SI 90 F SI 90 B CU 79 X SI 90 2-2 G4-3		B SI 93 S SI 93 B SI 91 S SL 82 S SI 92 2-3 K			3	0	1	0	0	1	1
22 Jason Heyward, L (1, 9) OBP: 0.321, SLG: 0.392			B SI 90 C FS 80 F SI 90 1 SAFE B SL 82 X SL 82 2-2 F8		B FF 92 X FF 91 1-0 G4-3			B FF 92 C FF 92 X CH 81 1-1 G4-3		3	0	0	0	0	0	1
37 Brandon Beachy, R (1, 1) OBP: 0.091, SLG: 0.070 38 Anthony Varvaro, R (7, 1) 7 Brooks Conrad, S (8, PH) OBP: 0.333, SLG: 0.400 19 Scott Linebrink, R (8, 1)			L SL 82 L SL 80 B SL 84 B CU 76 B SL 82 L SI 89 3-3 K		C SI 90 B SI 92 X SI 88 1-1 G6-3			C CH 81 B CU 78 B FF 92 B CH 81 B FF 92 4-1 24 1B BB		2 0 0 0	0 0 0 0	0 0 0 0	0 0 1 0	1 0 0 0	1 0 0 0	1 0 0 0
Inning Stats	R: 0 E: 0 K: 1 S: 5 H: 0 LOB: 0 BB: 0 P: 8	R: 0 E: 0 K: 1 S: 9 H: 1 LOB: 0 BB: 0 P: 12	R: 0 E: 0 K: 1 S: 9 H: 1 LOB: 1 BB: 0 P: 16	R: 0 E: 0 K: 0 S: 11 H: 1 LOB: 1 BB: 0 P: 20	R: 1 E: 0 K: 0 S: 8 H: 1 LOB: 0 BB: 0 P: 15	R: 0 E: 0 K: 1 S: 9 H: 0 LOB: 0 BB: 0 P: 14	R: 0 E: 0 K: 2 S: 12 H: 0 LOB: 1 BB: 1 P: 20	R: 0 E: 0 K: 0 S: 9 H: 1 LOB: 1 BB: 1 P: 17	R: 0 E: 0 K: 1 S: 9 H: 1 LOB: 1 BB: 0 P: 12	1B: 5 2B: 0 3B: 0 HR: 1	SF: 0 SAC: 0 DP: 0 HBP: 0					

PITCHER	IP	WLS	BF	H	R	ER	SO	BB	IBB	HBP	BLK	WP	HR	S	P	ERA	WHIP
40 Chien-Ming Wang, R (1, 1) ERA: 4.04	6.0	W	21	4	1	1	4	0	0	0	0	0	1	51	85	1.50	0.667
32 Tom Gorzelanny, L (7, 1) ERA: 4.03	1.0	H	4	0	0	0	2	1	0	0	0	0	0	12	20	0.00	1.000
36 Tyler Clippard, R (8, 1) ERA: 1.88	1.0	H	4	1	0	0	0	1	0	0	0	0	0	9	17	0.00	2.000
22 Drew Storen, R (9, 1) ERA: 2.82	1.0	S	4	1	0	0	1	0	0	0	0	0	0	9	12	0.00	1.000

PITCHER	IP	WLS	BF	H	R	ER	SO	BB	IBB	HBP	BLK	WP	HR	S	P	ERA	WHIP

TOP

Atlanta Braves @ Washington Nationals

Nationals Park, Washington, DC

Sat Sep 24 2011, 1:07 PM - 3:53 PM EDT

Att. 33,986 - Cloudy - 71 F

livebaseballscorecards.com

AB	31
R	1
H	6
RBI	1
BB	2
SO	7
LOB	13

Batter	1	2	3	4	5	6	7	8	9	AB	R	H	RBI	BB	SO	LOB
20 Ian Desmond, R (1, 6) OBP: 0.293, SLG: 0.353	B FF 91 F FF 91 B FF 92 S FF 91 S FF 92 2-3 K ①		B CU 73 F CU 74 F FF 92 S SL 84 1-3 K ②	F FF 92 X CH 79 0-1 G1-3 ③			S CU 79 C FF 92 F CU 79 C FF 92 0-3 K ②			4	0	0	0	0	3	3
24 Rick Ankiel, L (1, 8) OBP: 0.301, SLG: 0.370	B FF 92 B FF 92 C FF 91 T CH 80 T FF 93 2-2 K ②		B CU 74 B FF 92 F FF 90 S FF 92 C FF 92 2-3 K ③		T FF 92 B CH 80 B CU 73 S FF 93 C FF 93 2-3 K ①		B FF 93 B FF 91 C FF 91 X FF 93 2-1 G6-3 ③			4	0	0	0	0	3	1
11 Ryan Zimmerman, R (1, 5) OBP: 0.350, SLG: 0.443	B FF 92 C SL 84 X CU 75 1-1 F9 ③			C FF 90 F FF 92 X FF 94 0-2 8 WP 38 WP 8 1B 1B	C CU 75 B FF 93 X SL 85 1-1 38 G6-4-3 1B			B FC 87 B FF 93 X FF 92 2-0 L9 ①		4	1	2	0	0	0	0
38 Michael Morse, R (1, 7) OBP: 0.359, SLG: 0.537 22 Drew Storen, S (9, 1)		C CU 74 F FF 92 S SL 83 0-3 K ①		S SL 83 C SL 81 B SL 82 X SL 80 1-2 P6 ① 1-2	B SL 83 B FF 90 S CH 78 B SL 84 C SL 82 X FF 91 3-2 G6-4-3 ②③ 1-2f			B FF 96 T SL 81 B SI 94 B FC 86 F FF 93 X FF 95 3-2 F9 ②		4 0	0 0	0 0	0 0	0 0	1 0	2 0
28 Jayson Werth, R (1, 9) OBP: 0.331, SLG: 0.393		B SL 83 B CU 76 B FF 92 B FF 92 4-0 8 S 14 1B BB		B FF 91 B FF 91 C SL 82 B SL 83 B SL 82 4-1 8 WP 8 1B BB		F FF 91 B FF 92 B FF 91 S FF 92 B FF 93 F FF 93 F CH 79 X FF 93 3-2 F9 ①		T FF 95 F FC 88 B FF 94 C SL 81 1-3 K ③		2	2	0	0	2	1	0
8 Danny Espinosa, S (1, 4) OBP: 0.325, SLG: 0.420		B FF 91 1 SAFE B FF 91 F CH 78 1 SAFE S FF 92 D CU 74 B CU 75 4-2 7 CS 14 1B 1-2 BB		D CU 72 B CH 78 F FF 93 B FF 92 S CH 79 X FF 93 3-2 14 S 40 1B 1-H 2-H 1B		B CU 74 B CH 79 S CH 78 B CH 79 F FF 92 S FF 93 3-3 K ②				2	1	1	2	1	1	0
14 Chris Marrero, R (1, 3) OBP: 0.304, SLG: 0.330		C FF 92 S SL 83 X FF 93 0-2 1-2 2-H 1B		S CH 79 X CU 73 0-1 G5-3 ② 1-2		X FF 93 0-0 G6-3 ③				3	0	1	1	0	0	1
7 Ivan Rodriguez, R (1, 2) OBP: 0.280, SLG: 0.322		F FF 90 F FF 92 B SL 81 F FF 92 F CU 74 B FF 91 B SL 81 F FF 92 S FF 92 3-3 K ②③ 2-3		I IN 77 I IN 75 I IN 76 I IN 77 4-0 40 1B IBB			X FF 93 0-0 1B			2	0	1	0	1	1	2
40 Chien-Ming Wang, R (1, 1) OBP: 0.100, SLG: 0.053 32 Tom Gorzelanny, R (7, 1) OBP: 0.167, SLG: 0.107 19 Laynce Nix, L (7, PH) OBP: 0.299, SLG: 0.452 36 Tyler Clippard, R (8, 1) 2 Roger Bernadina, L (9, 7) OBP: 0.307, SLG: 0.370			C FF 90 S SL 82 S FF 91 0-3 K ①	F FF 91 X FF 92 0-1 1-3 2-H 1B			C CU 77 B CU 78 F CH 86 1 SAFE X CU 78 1-2 P5 ①			2 0 1 0 0	0 0 0 0 0	1 0 0 0 0	1 0 0 0 0	0 0 0 0 0	1 0 1 0 0	0 0 1 0 0
Inning Stats	R: 0 E: 0 K: 2 S: 8 H: 0 LOB: 0 BB: 0 P: 13	R: 1 E: 0 K: 2 S: 14 H: 1 LOB: 2 BB: 2 P: 25	R: 0 E: 0 K: 3 S: 9 H: 0 LOB: 0 BB: 0 P: 12	R: 3 E: 0 K: 0 S: 16 H: 3 LOB: 2 BB: 2 P: 28	R: 0 E: 0 K: 1 S: 8 H: 1 LOB: 0 BB: 0 P: 14	R: 0 E: 0 K: 1 S: 10 H: 0 LOB: 0 BB: 0 P: 16	R: 0 E: 0 K: 1 S: 10 H: 1 LOB: 1 BB: 0 P: 13	R: 0 E: 0 K: 1 S: 7 H: 0 LOB: 0 BB: 0 P: 13		1B: 6 2B: 1 3B: 0 HR: 0	SF: 0 SAC: 0 DP: 2 HBP: 0		WP: 2 PB: 0 SB: 2 CS: 1	PA: 32		

PITCHER	IP	WLS	BF	H	R	ER	SO	BB	IBB	HBP	BLK	WP	HR	S	P	ERA	WHIP
37 Brandon Beachy, R (1, 1) ERA: 3.68	6.0	L	25	5	4	4	9	3	1	0	0	2	0	65	108	6.00	1.333
38 Anthony Varvaro, R (7, 1) ERA: 2.86	1.0		4	1	0	0	1	0	0	0	0	0	0	10	13	0.00	1.000
19 Scott Linebrink, R (8, 1) ERA: 3.61	1.0		3	0	0	0	1	0	0	0	0	0	0	7	13	0.00	0.000

PITCHER	IP	WLS	BF	H	R	ER	SO	BB	IBB	HBP	BLK	WP	HR	S	P	ERA	WHIP

BOTTOM

Atlanta Braves @ Washington Nationals

Nationals Park, Washington, DC

Sat Sep 24 2011, 1:07 PM - 3:53 PM EDT

Att. 33,986 - Cloudy - 71 F

livebaseballscorecards.com

AB	28
R	4
H	6
RBI	4
BB	4
SO	11
LOB	10

Batter	1	2	3	4	5	6	7	8	9	AB	R	H	RBI	BB	SO	LOB
24 Michael Bourn, L (1, 8) OBP: 0.347, SLG: 0.387	C FF 94 C SI 95 B SL 82 B SL 80 F FF 95 F FF 95 S SI 94 2-3 ① K	B FF 92 B FF 93 B FF 92 C FF 92 X SI 92 3-1 ① F7	B SI 93 X SI 92 1-0 ② L4			X FF 93 0-0 ② F7		4	0	0	0	0	1	5
14 Martín Prado, R (1, 7) OBP: 0.304, SLG: 0.384	B SI 94 F SI 92 C CH 86 B CH 86 B SI 94 X SI 93 3-2 ② L8	B SL 79 X SI 92 1-0 ② F9	F SI 93 X SI 94 0-1 ③ F9			F FF 92 C CU 78 C CU 79 0-3 ③ K		4	0	0	0	0	1	5
10 Chipper Jones, S (1, 5) OBP: 0.347, SLG: 0.470	X SI 93 0-0 ③ L9	X SI 93 0-0 ③ FC5-4 1-2f			C SI 90 F SI 91 B SI 93 B SL 82 F SI 94 X SI 94 2-2 ① G6-3		C SI 95 C CH 87 B SL 86 B SI 96 C SL 84 2-3 ① K	4	0	0	0	0	1	3
26 Dan Uggla, R (1, 4) OBP: 0.310, SLG: 0.449	B SI 92 F SI 91 F SI 93 B SI 94 S SL 80 2-3 ① K2-3	C SI 90 C CH 83 F SI 93 B SL 80 B SL 79 F CH 85 B SI 94 X CH 86 2-2 ① G5-3	B CH 85 S SI 92 B SL 80 B FF 92 F SI 91 F SI 94 S CH 85 3-3 ② K		C SI 95 F FF 96 B SL 86 X FF 98 1-2 ② G5-3		4	0	0	0	0	2	0
5 Freddie Freeman, L (1, 3) OBP: 0.351, SLG: 0.455	C FF 93 F SI 93 B SI 93 X SL 80 1-2 ② F7	S SL 80 B SI 92 X SI 92 1-1 23 G4-6-3 1B	X FF 94 0-0 ③ F7		C SI 96 B SL 85 B SI 96 F SI 94 B SL 85 X SI 97 3-2 ③ G4-3		4	0	1	0	0	0	0
23 Matt Diaz, R (1, 9) OBP: 0.303, SLG: 0.320 22 Jason Heyward, L (7, PH) OBP: 0.321, SLG: 0.391 (7, 9)	C SL 80 B SI 94 B SI 92 F SI 92 S SI 95 2-3 ③ K	B SI 92 B CH 85 F SI 92 X SI 91 2-1 ②③ G4-6-3 1-2f				C FF 99 C SI 99 B SL 85 S FF 100 1-3 ① K		2 1	0 0	0 0	0 0	0 0	1 1	1 0
8 David Ross, R (1, 2) OBP: 0.333, SLG: 0.428		B SI 91 F SI 93 S SI 92 B SL 80 B CH 85 X SI 91 3-2 36 BB 1 BB 1B	X SI 91 0-0 36 SH5-4 1 1B 1B			S FF 100 S FF 101 L FF 101 0-3 ② K		3	0	2	0	0	1	0
1 Jack Wilson, R (1, 6) OBP: 0.279, SLG: 0.290		B SI 91 B SI 92 B SI 92 C SI 92 F SI 93 1 SAFE F FF 94 F FF 93 B SI 90 4-2 36 BB 1-2 BB	F SI 91 X FF 93 0-1 36 SH5-4 1-2 1B			B FF 100 S FF 101 C FF 101 C SL 88 1-3 ③ K		2	0	1	0	1	1	0
36 Mike Minor, R (1, 1) OBP: 0.200, SLG: 0.185 50 Cristhian Martinez, R (5, 1) OBP: 0.333, SLG: 0.500 7 Brooks Conrad, S (8, PH) OBP: 0.331, SLG: 0.396 54 Kris Medlen, S (8, 1)		B SI 91 B SI 92 B SI 92 B FF 92 4-0 10 FC5-4 1-2 2-3 BB	L SI 91 X SI 93 0-1 ① SH5-4 1-2 2-3			B FF 92 C FF 92 B FF 92 C CH 82 C CH 81 2-3 ① K		0 0 1 0	0 0 0 0	0 0 0 0	1 0 0 0	0 0 1 0	0 0 0 0	0 0 0 0
Inning Stats	R: 0 H: 0 E: 0 LOB: 0 K: 1 BB: 0 S: 9 P: 14	R: 0 H: 0 E: 0 LOB: 0 K: 2 BB: 0 S: 9 P: 14	R: 0 H: 1 E: 0 LOB: 3 K: 0 BB: 2 S: 11 P: 26	R: 0 H: 1 E: 0 LOB: 0 K: 0 BB: 0 S: 10 P: 15	R: 0 H: 2 E: 0 LOB: 2 K: 0 BB: 0 S: 8 P: 9	R: 0 H: 0 E: 0 LOB: 0 K: 1 BB: 0 S: 9 P: 14	R: 0 H: 0 E: 0 LOB: 0 K: 3 BB: 0 S: 9 P: 11	R: 0 H: 0 E: 0 LOB: 0 K: 2 BB: 0 S: 7 P: 9	R: 0 H: 0 E: 0 LOB: 0 K: 1 BB: 0 S: 9 P: 15	1B: 4 2B: 0 3B: 0 HR: 0	SF: 0 SAC: 1 DP: 1 HBP: 0					

PITCHER		IP	WLS	BF	H	R	ER	SO	BB	IBB	HBP	BLK	WP	HR	S	P	ERA	WHIP
48 Ross Detwiler, L ERA: 3.0	(1, 1)	6.0	W	23	4	0	0	4	2	0	0	0	0	0	56	92	0.00	1.000
63 Henry Alberto Rodriguez, R ERA: 3.62	(7, 1)	1.0	H	3	0	0	0	3	0	0	0	0	0	0	9	11	0.00	0.000
36 Tyler Clippard, R ERA: 1.85	(8, 1)	1.0	H	3	0	0	0	2	0	0	0	0	0	0	7	9	0.00	0.000
22 Drew Storen, R ERA: 2.78	(9, 1)	1.0	S	3	0	0	0	1	0	0	0	0	0	0	9	15	0.00	0.000

PITCHER	IP	WLS	BF	H	R	ER	SO	BB	IBB	HBP	BLK	WP	HR	S	P	ERA	WHIP

TOP

Atlanta Braves @ Washington Nationals

Nationals Park, Washington, DC

Sun Sep 25 2011, 1:38 PM - 4:19 PM EDT

Att. 37,638 - Cloudy - 76 F

livebaseballscorecards.com

AB	29
R	0
H	4
RBI	0
BB	2
SO	10
LOB	14

WP: 0	PA: 32		
PB: 0			
SB: 0			
CS: 0			

Batter	1	2	3	4	5	6	7	8	9	AB	R	H	RBI	BB	SO	LOB
20 Ian Desmond, R (1, 6) OBP: 0.293, SLG: 0.354	X FF 91 0-0 38 F7 2B		C FF 92 C FF 92 X FF 92 0-2 ① G4-3		X CH 82 0-0 ① P4		B SI 92 F SI 91 X SL 84 1-1 ① F7			4	0	1	0	0	0	0
28 Jayson Werth, R (1, 8) (7, 9) OBP: 0.330, SLG: 0.392	C FF 90 C FF 92 D CH 88 D SL 84 F FF 93 B FF 91 F SL 84 S CH 85 3-3 ① K		C FF 93 C FF 93 S FF 94 0-3 ② K		C FF 91 B FF 90 X CH 85 1-1 11 G4-3 1B		X CH 83 0-0 ② F7			4	0	1	0	0	2	1
11 Ryan Zimmerman, R (1, 5) OBP: 0.354, SLG: 0.445	B FF 91 B FF 91 C FF 91 B FF 92 C CH 85 F SI 92 F FF 92 D CH 87 4-2 BB		C SI 92 B FF 93 F FF 92 B FF 94 F FF 92 X CH 87 2-2 38 1B 1B		**B CH 82** **1 SAFE** **C FF 90** **1 SAFE** F FF 89 1 SAFE X FF 90 1-2 ② G4-3 **1-2**		C FF 92 B SL 85 S SL 84 F CH 84 X CH 84 1-2 38 HR 1B			3	1	2	0	1	0	1
38 Michael Morse, R (1, 7) OBP: 0.362, SLG: 0.544 36 Tyler Clippard, R (8, 1) 22 Drew Storen, S (9, 1)	C FF 92 X SL 87 0-1 ② F7 **2-3**		S CH 86 X FF 92 0-1 **1-2** 1B		B FF 91 C SI 91 B FF 91 B FF 91 I IN 66 4-1 IBB		S SL 84 F SL 85 X SI 91 0-2 **1-H** HR			3 0 0	1 0 0	2 0 0	2 0 0	1 0 0	0 0 0	2 0 0
14 Chris Marrero, R (1, 3) OBP: 0.292, SLG: 0.316	B FF 92 B CH 87 F FF 92 B FF 92 X CH 87 3-1 ③ F8		B FF 92 F FF 91 X FF 92 1-1 ③ F7		B SL 84 S SL 84 F FF 92 S CH 84 1-3 ③ K		F SL 84 F SL 84 F CH 86 B SL 85 S CH 86 1-3 ③ K			4	0	0	0	0	2	6
8 Danny Espinosa, S (1, 4) OBP: 0.324, SLG: 0.420		C FF 92 T KC 79 F KC 80 S FF 92 0-3 ① K		X CH 82 0-0 ① G6-3		C SL 81 X SI 91 0-1 24 WP 2B		C CU 79 X CH 80 0-1 ① G1-3		4	0	1	0	0	1	0
30 Jonny Gomes, R (1, 9) OBP: 0.325, SLG: 0.389 19 Laynce Nix, L (6, PH) OBP: 0.298, SLG: 0.450 63 Henry Alberto Rodriguez, R (7, PH) 2 Roger Bernadina, L (8, 7) OBP: 0.306, SLG: 0.369		B FF 92 C FF 92 B FF 92 C FF 92 X KC 83 2-2 2B		C FF 90 B FF 90 F FF 91 B FF 92 T CH 85 3-2 ② K		C CH 81 B CH 82 S CH 81 X CH 82 1-2 ① P6		C CU 78 F CU 79 C SI 91 0-3 ② K		2 1 0 1	0 0 0 0	1 0 0 0	0 0 0 0	0 0 0 0	1 0 0 1	0 1 0 0
3 Wilson Ramos, R (1, 2) OBP: 0.335, SLG: 0.449		B FF 92 B FF 92 F FF 91 F FF 92 S FF 92 2-3 ② K		F CH 85 B FF 91 C FF 91 B FF 92 F FF 92 X KC 81 2-2 HR		X SL 83 0-0 ② G5-3		B FF 91 X CH 80 1-0 ③ P4		4	1	1	1	0	1	2
48 Ross Detwiler, R (1, 1) OBP: 0.105, SLG: 0.105 24 Rick Ankiel, L (6, PH) OBP: 0.300, SLG: 0.369 (7, 8)		B FF 91 2 SAFE X FF 91 1-0 ③ L6		C FF 91 C FF 91 X FF 92 0-2 ③ G4-3		C FF 91 S CH 82 B CH 81 B SI 92 X CH 83 2-2 ③ G3-1 **2-3**				2 1	0 0	0 0	0 0	0 0	0 0	1 1
Inning Stats	R: 0 E: 0 K: 1 S: 14 H: 1 LOB: 2 BB: 1 P: 24	R: 0 E: 0 K: 2 S: 11 H: 1 LOB: 1 BB: 0 P: 16	R: 0 E: 0 K: 1 S: 14 H: 2 LOB: 2 BB: 0 P: 17	R: 1 E: 0 K: 1 S: 11 H: 1 LOB: 0 BB: 0 P: 16	R: 0 E: 0 K: 1 S: 10 H: 1 LOB: 2 BB: 1 P: 17	R: 0 E: 0 K: 0 S: 9 H: 1 LOB: 1 BB: 0 P: 12	R: 2 E: 0 K: 1 S: 14 H: 2 LOB: 0 BB: 0 P: 17	R: 0 E: 0 K: 1 S: 6 H: 0 LOB: 0 BB: 0 P: 7		1B: 4 2B: 3 3B: 0 HR: 2 SF: 0 SAC: 0 DP: 0 HBP: 0					

PITCHER	IP	WLS	BF	H	R	ER	SO	BB	IBB	HBP	BLK	WP	HR	S	P	ERA	WHIP
36 Mike Minor, L (1, 1) ERA: 4.14	4.2	L	22	6	1	1	5	1	1	0	0	0	1	57	86	1.93	1.500
50 Cristhian Martinez, R (5, 1) ERA: 3.3	2.1		10	3	2	2	2	0	0	0	0	1	1	26	33	7.71	1.286
54 Kris Medlen, R (8, 1) ERA:	1.0		3	0	0	0	1	0	0	0	0	0	0	6	7	0.00	0.000

PITCHER	IP	WLS	BF	H	R	ER	SO	BB	IBB	HBP	BLK	WP	HR	S	P	ERA	WHIP

BOTTOM

Atlanta Braves @ Washington Nationals

Nationals Park, Washington, DC

Sun Sep 25 2011, 1:38 PM - 4:19 PM EDT

Att. 37,638 - Cloudy - 76 F

livebaseballscorecards.com

AB	33
R	3
H	9
RBI	3
BB	2
SO	8
LOB	15

WP: 1 PA: 35
PB: 0
SB: 0
CS: 0

Philadelphia Phillies @ Atlanta Braves

Turner Field, Atlanta, GA

Mon Sep 26 2011, 7:10 PM - 10:07 PM EDT

Att. 42,597 - Partly Cloudy - 81 F

livebaseballscorecards.com

Batter	1	2	3	4	5	6	7	8	9	AB	R	H	RBI	BB	SO	LOB
11 Jimmy Rollins, S (1, 6) OBP: 0.338, SLG: 0.396	C FF 94 X SI 91 0-1 ① F7		X FF 94 0-0 ③ G6-3		C FF 94 B CH 85 X SI 91 1-1 HR		C SI 92 S SL 88 B SL 88 X SI 94 1-2 1B		B FF 94 C CU 79 X CU 80 1-1 ③ F8	5	1	2	1	0	0	0
26 Chase Utley, L (1, 4) OBP: 0.339, SLG: 0.415	B SI 93 B SI 91 C SI 92 C SI 93 B FF 95 F SI 92 X FF 95 3-2 ② F9			B FF 92 C SI 93 B CU 80 X SI 93 2-1 ① G4-1	B SI 92 C CH 85 X CH 84 1-1 ② G4-3		C SI 93 1 SAFE C SI 91 F FF 94 1 SAFE S SI 94 0-3 ② K			4	0	0	0	0	1	1
3 Hunter Pence, R (1, 9) OBP: 0.367, SLG: 0.497	B CU 80 C SI 94 X SI 94 1-1 ③ F9			C SI 92 C FF 94 B CU 81 B SI 94 F CH 86 B CH 86 F SI 87 X SI 94 3-2 6 1B 27 1B 1B	B CH 85 B CU 78 X CH 82 2-0 ③ G1-3		F FF 89 1 SAFE X SL 88 0-1 ③ F9			4	1	1	0	0	0	1
6 Ryan Howard, L (1, 3) OBP: 0.346, SLG: 0.489		B SI 93 S SI 92 B SI 92 S CH 85 F SI 96 B CH 85 X SI 94 3-2 8 FC4-6 1B		B SI 90 1 SAFE S SI 88 B SI 88 X SI 90 2-1 27 1B 8 BB 1-3 1B		C SI 90 B SL 82 S SL 81 X CH 82 1-2 ① G5-3		S SI 97 F SI 97 S SL 89 0-3 ① K		4	0	2	0	0	1	0
8 Shane Victorino, S (1, 8) OBP: 0.357, SLG: 0.494		B CH 81 F SI 90 X SI 90 1-1 ① FC4-6 27 FC6-4 1-2f		D CU 79 S CH 82 C SI 89 F CU 80 D CU 80 D CH 84 D CH 84 4-2 27 1B 1-2 BB		B CH 82 X CH 82 1-0 29 1B 3B		F SI 97 B SI 95 X SI 95 1-1 29 1B 2B		3	2	2	0	1	0	1
29 Raul Ibanez, L (1, 7) OBP: 0.290, SLG: 0.421		C SI 91 F SI 89 X CH 82 0-2 ② F7		D CH 84 X SI 91 1-0 ② P3		X SL 88 0-0 3-H 1B		C SI 96 B SI 96 B SL 87 T SI 96 B SL 87 X SI 96 3-2 27 G6-4-3 2-H 1B		4	0	2	2	0	0	4
27 Placido Polanco, R (1, 5) OBP: 0.337, SLG: 0.340		B CU 78 B SI 91 X SI 91 2-0 ③ FC6-4 1-2f		B SI 91 F SI 92 S CH 84 B SI 93 X SI 93 2-2 1-2 2-3 3-H 1B		C SI 93 1 SAFE B FF 94 F FF 89 B SI 94 F FF 94 B SI 93 X SI 92 3-2 ② F9		X SI 97 0-0 ② ③ G6-4-3 1-2f		4	0	1	1	0	0	3
51 Carlos Ruiz, R (1, 2) OBP: 0.376, SLG: 0.387			X FF 95 0-0 ① P4	C SI 93 C SI 93 B CU 80 S CH 84 F CH 85 X CU 80 1-2 ③ F8		C SI 94 1 SAFE B SI 93 T SI 93 B SI 94 X SI 94 2-2 ③ G5-3			B FF 93 B CU 79 X FF 93 2-0 ① P4	4	0	0	0	0	0	4
33 Cliff Lee, L (1, 1) OBP: 0.208, SLG: 0.307 10 Ben Francisco, R (7, PH) OBP: 0.338, SLG: 0.364 55 Joe Savery, L (7, 1) 40 Michael Stutes, R (7, 1) 54 Brad Lidge, R (8, 1) 15 John Mayberry Jr., R (9, PH) OBP: 0.339, SLG: 0.519 46 Ryan Madson, L (9, 1)			B FF 94 S SI 91 B CH 83 F SI 92 B FF 93 F SI 92 X SI 94 3-2 ② F7	X SI 93 0-0 ① F7		B SI 91 X SI 93 1-0 ① G6-3		C FF 94 B FF 94 X FF 95 1-1 ② L9	2 1 0 0 0 0 1 0	0 0 0 0 0 0 0 0	0 0 0 0 0 0 0 0	0 0 0 0 0 0 0 0	0 0 0 0 0 0 0 0	0 0 0 0 0 0 0 0	0 0 0 0 0 0 0 0
Inning Stats	R: 0 E: 0 K: 0 S: 8 H: 0 LOB: 0 BB: 0 P: 12	R: 0 E: 0 K: 0 S: 10 H: 1 LOB: 1 BB: 0 P: 16	R: 0 E: 0 K: 0 S: 6 H: 0 LOB: 0 BB: 0 P: 9	R: 1 E: 0 K: 0 S: 20 H: 3 LOB: 3 BB: 1 P: 35	R: 1 E: 0 K: 0 S: 6 H: 1 LOB: 0 BB: 0 P: 10	R: 1 E: 0 K: 0 S: 12 H: 2 LOB: 1 BB: 0 P: 19	R: 0 E: 0 K: 1 S: 10 H: 1 LOB: 1 BB: 0 P: 12	R: 1 E: 0 K: 1 S: 9 H: 2 LOB: 0 BB: 0 P: 13	R: 0 E: 0 K: 0 S: 5 H: 0 LOB: 0 BB: 0 P: 9	1B: 7 2B: 1 3B: 1 HR: 1 SF: 0 SAC: 0 DP: 1 HBP: 0						

PITCHER		IP	WLS	BF	H	R	ER	SO	BB	IBB	HBP	BLK	WP	HR	S	P	ERA	WHIP
40 Randall Delgado, R ERA: 2.83	(1, 1)	5.0		21	5	2	2	0	1	0	0	0	0	1	50	82	3.60	1.200
50 Cristhian Martinez, R ERA: 3.4	(6, 1)	0.1	L	2	1	1	1	0	0	0	0	0	0	0	4	6	27.00	3.000
34 Eric O'Flaherty, L ERA: 0.99	(6, 1)	1.2		7	2	0	0	1	0	0	0	0	0	0	18	25	0.00	1.200
39 Jonny Venters, L ERA: 1.86	(8, 1)	1.0		4	2	1	1	1	0	0	0	0	0	0	9	13	9.00	2.000
38 Anthony Varvaro, R ERA: 2.74	(9, 1)	1.0		3	0	0	0	0	0	0	0	0	0	0	5	9	0.00	0.000

PITCHER	IP	WLS	BF	H	R	ER	SO	BB	IBB	HBP	BLK	WP	HR	S	P	ERA	WHIP

AB	36
R	4
H	10
RBI	4
BB	1
SO	2
LOB	14

WP: 0 PA: 37
PB: 0
SB: 0
CS: 0

Philadelphia Phillies @ Atlanta Braves

Turner Field, Atlanta, GA

Mon Sep 26 2011, 7:10 PM - 10:07 PM EDT

Att. 42,597 - Partly Cloudy - 81 F

livebaseballscorecards.com

BOTTOM

Batter	1	2	3	4	5	6	7	8	9	AB	R	H	RBI	BB	SO	LOB
24 Michael Bourn, L (1, 8) OBP: 0.347, SLG: 0.385	C SI 91 X FC 87 0-1 ① L5	M CU 75 B CU 76 F CU 74 F FF 92 B SI 91 B CH 84 X FF 91 3-2 ③ G4-3			C SI 93 F SI 93 S SI 93 0-3 ③ K			B FF 90 S SL 81 F SL 81 B FF 90 B SL 82 B SL 81 4-2 14 1B BB		3	0	0	0	1	1	1
14 Martín Prado, R (1, 7) OBP: 0.304, SLG: 0.383	T FF 92 F FF 93 X SI 92 0-2 ② F8		C CH 83 B CU 73 X CH 83 1-1 ① F8			B FC 87 F FC 86 F FC 87 S CU 74 1-3 ① K		C SL 82 P PO 85 F SL 80 X FF 90 1-2 10 G4-6-3 1-2 1B		4	0	1	0	0	1	0
10 Chipper Jones, S (1, 5) OBP: 0.349, SLG: 0.479	B CU 75 B FC 86 C FF 92 S CU 75 X SI 92 2-2 HR		C SI 91 F FC 86 B CU 75 B CU 74 B FF 92 C FC 87 3-3 ② K			B CU 73 C SI 92 S CU 75 X FC 87 1-2 2B		C SL 81 B FF 90 B SL 81 X SL 82 2-1 ②③ G4-6-3 1-2f		4	1	2	1	0	1	2
26 Dan Uggla, R (1, 4) OBP: 0.311, SLG: 0.453	C SI 92 B CH 84 C CH 84 X CH 85 1-2 2B		C FC 87 C SI 93 B FF 92 S SI 93 1-3 ③ K			F SI 92 C SI 92 F CU 76 S CH 86 0-3 ② K2-3			S CH 82 X FF 93 0-1 2B	4	0	2	0	0	2	1
5 Freddie Freeman, L (1, 3) OBP: 0.349, SLG: 0.452	B SI 91 X SI 90 1-0 ③ G6-3			F FC 86 C FF 91 F CU 74 B CU 74 B CU 76 B CU 73 X CH 84 3-2 ① G5-3		X SI 92 0-0 ③ P6			S CH 82 D CH 83 B FF 91 B CH 84 F CH 83 F FF 95 S FC 92 3-3 ① K	4	0	0	0	0	1	3
16 Brian McCann, L (1, 2) OBP: 0.351, SLG: 0.465		B FC 86 F SI 90 X SI 92 1-1 ① G4-3		F SI 91 F SI 92 B CU 76 F FF 94 F SI 93 B FC 87 F CH 86 X SI 93 2-2 ② P3			C SL 81 X FF 92 0-1 ① G4-3		C FF 94 B FF 94 B FF 95 F FC 91 S CH 83 2-3 ② K	4	0	0	0	0	1	1
23 Matt Diaz, R (1, 9) OBP: 0.303, SLG: 0.324 22 Jason Heyward, L (9, PH) OBP: 0.320, SLG: 0.390		F SI 92 B SI 92 F CU 74 X SI 92 1-2 2 2B 2B		B FC 85 C SI 90 F FC 86 F SI 93 X FC 87 1-2 ③ L5			B FF 94 F SL 84 B FF 94 F FF 94 F FF 94 B SL 84 X FF 94 3-2 ② L9		C FF 95 X CH 85 0-1 ③ G3	3 1	1 0	1 0	0 0	0 0	0 0	0 1
2 Alex Gonzalez, R (1, 6) OBP: 0.270, SLG: 0.372		C SI 90 S FC 86 X SI 91 0-2 40 G5-3 2-H 2B			B CH 85 B CH 84 C SI 91 S FC 87 C SI 93 2-3 ① K		S SL 84 B SL 83 F SL 83 S SL 82 1-3 ③ K			3	0	1	1	0	2	0
40 Randall Delgado, R (1, 1) 17 Jose Constanza, L (5, PH) OBP: 0.345, SLG: 0.393 50 Cristhian Martinez, R (6, 1) OBP: 0.333, SLG: 0.500 34 Eric O'Flaherty, L (6, 1) 39 Jonny Venters, L (8, 1) 20 Eric Hinske, L (8, PH) OBP: 0.312, SLG: 0.404 38 Anthony Varvaro, R (9, 1)		F SI 91 B FC 88 F SI 91 X SI 92 1-2 ② G5-3 2-3			X SI 93 0-0 ② G5-3			S SL 82 S SL 82 B SL 82 B SL 81 B SL 80 C SL 81 3-3 ① K		1 1 0 0 0 0 1 0	0 0 0 0 0 0 0 0	0 0 0 0 0 0 0 0	0 0 0 0 0 0 1 0	0 0 0 0 0 0 0 0	0 0 0 0 0 0 0 0	1 0 0 0 0 0 0 0
Inning Stats	R: 1 E: 0 K: 0 S: 12 H: 2 LOB: 1 BB: 0 P: 16	R: 1 E: 0 K: 0 S: 15 H: 2 LOB: 1 BB: 0 P: 21	R: 0 E: 0 K: 2 S: 8 H: 0 LOB: 0 BB: 0 P: 13	R: 0 E: 0 K: 0 S: 14 H: 0 LOB: 0 BB: 0 P: 20	R: 0 E: 0 K: 2 S: 7 H: 0 LOB: 0 BB: 0 P: 9	R: 0 E: 0 K: 2 S: 11 H: 1 LOB: 1 BB: 0 P: 13	R: 0 E: 0 K: 1 S: 9 H: 0 LOB: 0 BB: 0 P: 13	R: 0 E: 0 K: 1 S: 11 H: 1 LOB: 1 BB: 1 P: 20	R: 0 E: 0 K: 2 S: 11 H: 1 LOB: 1 BB: 0 P: 16	1B: 1 2B: 5 3B: 0 HR: 1	SF: 0 SAC: 0 DP: 1 HBP: 0		WP: 0 PB: 0 SB: 0 CS: 0	PA: 34		

	AB	33
	R	2
	H	7
	RBI	2
	BB	1
	SO	10
	LOB	10

PITCHER		IP	WLS	BF	H	R	ER	SO	BB	IBB	HBP	BLK	WP	HR	S	P	ERA	WHIP
33 Cliff Lee, L ERA: 2.4	(1, 1)	6.0	W	23	5	2	2	6	0	0	0	0	0	1	67	92	3.00	0.833
55 Joe Savery, L ERA:	(7, 1)	0.1	H	1	0	0	0	0	0	0	0	0	0	0	2	2	0.00	0.000
40 Michael Stutes, R ERA: 3.69	(7, 1)	0.2	H	2	0	0	0	1	0	0	0	0	0	0	7	11	0.00	0.000
54 Brad Lidge, R ERA: 1.47	(8, 1)	1.0	H	4	1	0	0	1	1	0	0	0	0	0	11	20	0.00	2.000
46 Ryan Madson, R ERA: 2.41	(9, 1)	1.0	S	4	1	0	0	2	0	0	0	0	0	0	11	16	0.00	1.000

PITCHER	IP	WLS	BF	H	R	ER	SO	BB	IBB	HBP	BLK	WP	HR	S	P	ERA	WHIP

Philadelphia Phillies @ Atlanta Braves

Turner Field, Atlanta, GA

Tue Sep 27 2011, 7:11 PM - 9:41 PM EDT

Att. 38,663 - Partly Cloudy - 76 F

livebaseballscorecards.com

Batter	1	2	3	4	5	6	7	8	9	AB	R	H	RBI	BB	SO	LOB
11 Jimmy Rollins, S (1, 6) OBP: 0.340, SLG: 0.403	B C SL 79 S SL 79 X SI 88 1-2 ① G4-3		C SI 88 B SI 88 X CH 84 1-1 3 S 1-2 3-H 1B		B SL 78 B SL 79 X SI 87 2-0 3 PB 3 HR 1B		B FF 95 C FF 94 B CU 77 B CH 84 X FF 92 3-1 HR		S SI 94 X SI 95 0-1 ③ F7	5	2	3	2	0	0	1
26 Chase Utley, L (1, 4) OBP: 0.341, SLG: 0.424	C SI 88 B CH 84 B SI 88 X SI 89 2-1 HR		B SI 89 C SI 89 X CH 84 1-1 ① F8 2-3		1 SAFE B SI 96 F SI 96 B SI 96 B SI 94 F SI 95 F SI 96 F SI 96 F SL 82 3-2 ① F SI 96 X SL 81 F7		C FF 94 B FF 94 B CU 77 B CH 85 X FF 93 3-1 3 G1-4-3 1B			4	1	2	1	0	0	3
3 Hunter Pence, R (1, 9) OBP: 0.366, SLG: 0.502	C SI 90 C SI 90 B SI 88 B SL 82 S SL 81 2-3 ② K		B SI 87 B SI 87 B SL 81 X SL 81 3-0 ② SF7 1-2 3-H		S SL 81 1 SAFE B SL 81 S SL 81 X SL 81 1-2 1-H HR		C FF 93 F FF 93 D CU 77 X FF 94 1-2 ②③ G1-4-3 1-2f			3	1	1	3	0	1	1
6 Ryan Howard, L (1, 3) OBP: 0.344, SLG: 0.486	B SL 81 B CH 84 C SL 81 X CH 84 2-1 ③ G5-3		C SL 80 B CH 84 F SL 79 X SL 81 1-2 ③ G4-3		B FF 97 C SI 97 B CH 86 S SI 96 S SL 84 2-3 ② K			B FF 92 X FF 93 1-0 ① G3-1		4	0	0	0	0	1	1
8 Shane Victorino, S (1, 8) OBP: 0.356, SLG: 0.492		B SI 88 F SI 89 X SI 88 1-1 ① G4-3		C SI 88 B SI 88 B CH 83 C SI 88 X SI 88 2-2 29 1B 27 SF9 1B	C FF 98 X SL 84 0-1 ③ G4-3			B FF 93 X FF 93 1-0 ② F8		4	1	1	0	0	0	0
29 Raul Ibanez, L (1, 7) OBP: 0.290, SLG: 0.420 37 Antonio Bastardo, R (8, 1) Kyle Kendrick, R (9, 1) OBP: 0.269, SLG: 0.208		C SI 89 B CH 84 B CH 83 X SI 88 2-1 ② G4-3		1 SAFE 1 SAFE X SI 87 0-0 1-3 1B		B FF 94 B FF 94 S FF 92 C FF 94 S CU 76 2-3 ① K2-3		C FF 94 B CU 76 X CH 82 1-1 ③ P5		4 0 0	0 0 0	1 0 0	0 0 0	0 0 0	1 0 0	0 0 0
27 Placido Polanco, R (1, 5) OBP: 0.334, SLG: 0.338		C SI 89 C SI 89 B SI 89 F SI 87 F SI 89 X FC 87 1-2 ③ F8		F SI 88 B CH 83 1 SAFE F SI 89 B FC 87 B FC 85 X FC 86 3-2 ① SF9 3-H		C CU 76 C FF 94 B FF 95 C FF 95 1-3 ② K			F FF 94 B FF 95 X FF 95 1-1 ① G6-3	3	0	0	1	0	1	0
51 Carlos Ruiz, R (1, 2) OBP: 0.375, SLG: 0.388			B SI 88 B FC 85 C SI 88 B SI 89 C SL 79 X SL 80 3-2 44 SH 11 1B 2B	F SI 87 F FC 86 C SI 89 0-3 ② K		C FF 95 B CU 78 X CU 78 1-1 ③ G5-3			C FF 94 B FC 88 F SL 86 S FF 95 1-3 ② K	4	1	1	0	0	2	1
44 Roy Oswalt, R (1, 1) OBP: 0.167, SLG: 0.079 16 John Bowker, L (7, PH) OBP: 0.188, SLG: 0.167 55 Joe Savery, L (7, 1) 15 John Mayberry Jr., R (8, 7) OBP: 0.341, SLG: 0.519			X SI 87 0-0 SH 26 F8 11 1B 3 SF7 2-3	C SI 88 C SI 88 X SI 88 0-2 ③ G3			B CH 83 F FF 94 C FF 93 S CU 78 1-3 ① K		C FF 96 S SL 85 B FF 96 B SL 82 F FC 87 B FF 96 B FF 95 4-2 BB	1 1 0 0	1 0 0 0	0 0 0 0	0 0 0 1	0 0 0 0	0 1 0 0	1 0 0 0

TOP

AB	33
R	7
H	9
RBI	7
BB	1
SO	7
LOB	8

Inning Stats	1	2	3	4	5	6	7	8	9
	R: 1 E: 0 K: 1 S: 10	R: 0 E: 0 K: 0 S: 9	R: 2 E: 0 K: 0 S: 12	R: 1 E: 0 K: 1 S: 13	R: 2 E: 0 K: 1 S: 16	R: 0 E: 0 K: 2 S: 8	R: 1 E: 0 K: 1 S: 10	R: 0 E: 0 K: 0 S: 4	R: 0 E: 0 K: 1 S: 10
	H: 1 LOB: 0 BB: 0 P: 17	H: 0 LOB: 0 BB: 0 P: 13	H: 2 LOB: 1 BB: 0 P: 21	H: 2 LOB: 0 BB: 0 P: 18	H: 2 LOB: 0 BB: 0 P: 24	H: 0 LOB: 0 BB: 0 P: 12	H: 2 LOB: 0 BB: 0 P: 18	H: 0 LOB: 0 BB: 0 P: 7	H: 0 LOB: 1 BB: 1 P: 16

1B: 5	SF: 2
2B: 1	SAC: 1
3B: 0	DP: 1
HR: 3	HBP: 0

WP: 0	PA: 37
PB: 1	
SB: 1	
CS: 0	

PITCHER		IP	WLS	BF	H	R	ER	SO	BB	IBB	HBP	BLK	WP	HR	S	P	ERA	WHIP
32 Derek Lowe, R ERA: 5.05	(1, 1)	4.0	L	19	6	5	5	2	0	0	0	0	0	1	45	72	11.25	1.500
59 Arodys Vizcaíno, R ERA: 4.67	(5, 1)	1.0		4	1	1	1	1	0	0	0	0	0	1	15	21	9.00	1.000
27 Julio Teheran, R ERA: 5.03	(6, 1)	3.0		10	2	1	1	3	0	0	0	0	0	1	22	37	3.00	0.667
19 Scott Linebrink, R ERA: 3.54	(9, 1)	1.0		4	0	0	0	1	1	0	0	0	0	0	10	16	0.00	1.000

PITCHER		IP	WLS	BF	H	R	ER	SO	BB	IBB	HBP	BLK	WP	HR	S	P	ERA	WHIP

Philadelphia Phillies @ Atlanta Braves

Turner Field, Atlanta, GA

Tue Sep 27 2011, 7:11 PM - 9:41 PM EDT

Att. 38,663 - Partly Cloudy - 76 F

livebaseballscorecards.com

BOTTOM

Batter	1	2	3	4	5	6	7	8	9	AB	R	H	RBI	BB	SO	LOB
24 Michael Bourn, L (1, 8) OBP: 0.346, SLG: 0.384	B SI 91 X FF 91 1-0 ① F8		C CH 84 B FC 87 X FF 94 1-1 14 S 1B		C SI 92 C FF 92 B FF 93 B SL 79 B FF 93 C FC 85 3-3 ③ K			S FF 93 C SL 85 B FF 94 S FF 94 1-3 ③ K		4	0	1	0	0	2	0
14 Martín Prado, R (1, 7) OBP: 0.304, SLG: 0.387	C FF 93 F FF 92 X SL 79 0-2 ② G4-3		B FC 85 B FC 84 1 SAFE S CH 83 C FC 85 F CH 84 B FF 93 X FF 95 3-2 E6 10 G1-6-3 1-2			B FF 93 T FF 93 F CU 70 F FF 95 F SL 79 B FF 94 X FF 92 2-2 ① G4-3			F SI 92 X SI 91 0-1 HR	4	1	1	1	0	0	1
10 Chipper Jones, S (1, 5) OBP: 0.348, SLG: 0.476	S SI 94 B FF 94 B SI 93 B CH 84 B SI 93 4-1 BB		C CH 86 X CU 69 0-1 ② ③ G1-6-3 1-2f			C FF 95 T FF 95 B FF 95 B FC 81 B FF 94 X FF 94 3-2 ② G6-3			B SI 91 B CH 83 C FC 87 X FC 87 2-1 ① P6	3	0	0	0	1	0	2
26 Dan Uggla, R (1, 4) OBP: 0.309, SLG: 0.450	X FC 85 0-0 ③ F8			X FF 93 0-0 ① F9		C CH 84 C CU 67 S FF 95 0-3 ③ K			C SL 79 F FC 87 B CH 85 F FC 86 B SI 93 X SI 92 2-2 ② G6-3	4	0	0	0	0	1	1
5 Freddie Freeman, L (1, 3) OBP: 0.347, SLG: 0.449		B FF 92 C FF 94 X FF 91 1-1 ① G5-3		C CH 83 B CU 71 B CH 80 X FF 94 2-1 ② G4-3			B FF 92 B FF 91 F FF 90 X SL 81 2-1 ① F9		B SI 91 S FC 88 B SI 92 S CH 84 C FC 88 2-3 ③ K	4	0	0	0	0	1	0
16 Brian McCann, L (1, 2) OBP: 0.352, SLG: 0.469		F FF 94 F SL 76 B SL 78 B FF 93 B FC 87 X FC 84 3-2 1B		C SI 92 S X SL 80 0-2 2B			F FF 91 B SL 84 F SL 81 C SL 83 1-3 ② K			3	0	2	0	0	1	0
2 Alex Gonzalez, R (1, 6) OBP: 0.270, SLG: 0.372 1 Jack Wilson, R (2, PH) OBP: 0.275, SLG: 0.286 (3, 6)		F FF 94 B CH 84 T FC 86 F CH 86 O SL 79 F FC 84 X FF 93 2-2 ② P3		C FC 85 X FF 94 0-1 ③ G3			B FF 91 X FF 91 1-0 ③ G6-3			0 3	0 0	0 0	0 0	0 0	0 0	0 2
22 Jason Heyward, L (1, 9) OBP: 0.319, SLG: 0.388 7 Brooks Conrad, S (8, PH) OBP: 0.328, SLG: 0.392 19 Scott Linebrink, R (9, 1)		F FF 94 B FF 94 B FF 92 F FC 85 C FF 93 2-3 ③ K			C FF 92 B FF 93 C CH 82 C CU 63 1-3 ① K			S FF 93 C FF 95 B SL 85 X SL 85 1-2 ① G6-3		2 1 0	0 0 0	0 0 0	0 0 0	0 0 0	2 0 0	1 0 0
32 Derek Lowe, R (1, 1) OBP: 0.232, SLG: 0.308 59 Arodys Vizcaino, R (5, 1) 17 Jose Constanza, L (5, PH) OBP: 0.342, SLG: 0.389 27 Julio Teheran, R (6, 1) 23 Matt Diaz, R (8, PH) OBP: 0.302, SLG: 0.323 (9, 9)			C FF 92 X CH 85 0-1 ① G5-3		C SI 92 B CU 71 X CH 83 1-1 ② F7			C SL 83 F FF 93 B SL 85 X FF 94 1-2 ② F8		1 0 1 0 1	0 0 0 0 0	0 0 0 0 0	0 0 0 0 0	0 0 0 0 0	0 0 0 0 0	0 0 0 0 0
Inning Stats	R: 0 E: 0 K: 0 S: 6 H: 0 LOB: 1 BB: 1 P: 11	R: 0 E: 0 K: 1 S: 13 H: 1 LOB: 1 BB: 0 P: 21	R: 0 E: 1 K: 0 S: 10 H: 1 LOB: 1 BB: 0 P: 14	R: 0 E: 0 K: 0 S: 8 H: 1 LOB: 1 BB: 0 P: 10	R: 0 E: 0 K: 2 S: 8 H: 0 LOB: 0 BB: 0 P: 13	R: 0 E: 0 K: 1 S: 11 H: 0 LOB: 0 BB: 0 P: 16	R: 0 E: 0 K: 1 S: 6 H: 0 LOB: 0 BB: 0 P: 10	R: 0 E: 0 K: 1 S: 9 H: 0 LOB: 0 BB: 0 P: 12	R: 1 E: 0 K: 1 S: 11 H: 1 LOB: 0 BB: 0 P: 17	1B: 2 2B: 1 3B: 0 HR: 1 SF: 0 SAC: 0 DP: 1 HBP: 0						

	AB	31
	R	1
	H	4
	RBI	1
	BB	1
	SO	7
	LOB	7

WP: 0 PB: 0 SB: 1 CS: 0 PA: 32

PITCHER		IP	WLS	BF	H	R	ER	SO	BB	IBB	HBP	BLK	WP	HR	S	P	ERA	WHIP
44 Roy Oswalt, R ERA: 3.69	(1, 1)	6.0	W	22	3	0	0	4	1	0	0	0	0	0	56	85	0.00	0.667
55 Joe Savery, L ERA:	(7, 1)	1.0		3	0	0	0	1	0	0	0	0	0	0	6	10	0.00	0.000
37 Antonio Bastardo, L ERA: 2.64	(8, 1)	1.0		3	0	0	0	1	0	0	0	0	0	0	9	12	0.00	0.000
Kyle Kendrick, R ERA: 3.22	(9, 1)	1.0		4	1	1	1	1	0	0	0	0	0	1	11	17	9.00	1.000

PITCHER	IP	WLS	BF	H	R	ER	SO	BB	IBB	HBP	BLK	WP	HR	S	P	ERA	WHIP

Batter	1	2	3	4	5	6	7	8	9	10	11	12	13	AB	R	H	RBI	BB	SO	LOB
11 Jimmy Rollins, S (1, 6) OBP: 0.338, SLG: 0.399	S FF 91 B FF 92 F SI 92 B SI 93 B CU 78 F SI 92 F SI 93 F SI 92 F FF 92 3-2 X SI 92 G4-3 ①		B SI 90 B CU 77 C FC 84 X SI 91 2-1 G4-3 ②		X SI 90 0-0 F8 ③			B SI 96 F SI 95 F FF 96 F SL 88 X SI 97 1-2 G3 ①	C FF 98 B KC 87 B KC 88 S FF 98 F FF 98 D KC 90 B FF 98 4-2 3 BB 1-2 2-3 BB		B FF 94 B FF 91 F FF 94 S FF 94 B FF 95 X FF 92 3-2 G3-1 ②		S SI 94 B SL 86 X SI 94 1-1 F8 ②	6	0	0	0	1	0	1
26 Chase Utley, L (1, 4) OBP: 0.344, SLG: 0.425	C FS 80 B SI 91 C CU 78 B SI 92 X SI 92 2-2 F8 ②		B CU 77 C CU 77 X SI 92 1-1 G3 ③			B SI 89 C CU 75 C CU 76 B SI 91 X SI 92 2-2 3 G4-6-3 1B		B SL 88 B SI 97 C SI 96 S SI 98 B SI 97 F SI 96 F SI 97 B SI 96 4-2 15 BB 3 G1-3 BB	C FF 98 X FF 100 0-1 SF7 ② 3-H		B CU 80 B FF 91 B FF 92 B FF 90 4-0 3 S BB		C SI 94 D SL 82 F SI 94 D SL 83 B FF 94 F SI 94 F FF 95 X SI 94 3-2 3 1B 1-3 1B	4	0	2	1	2	0	0
3 Hunter Pence, R (1, 9) OBP: 0.370, SLG: 0.502	C FC 87 B FC 85 B CU 78 S FC 86 B FC 86 B SI 92 4-2 6 2B BB			X FC 85 0-0 15 FC5-4 6 1B 1B		B SI 89 F SI 90 B SI 90 C CU 76 F SI 90 X SI 90 3-2 ① ② G4-6-3 1-2f		X SI 97 0-0 G1-3 ② 1-2	B FF 99 D KC 88 B KC 86 B FF 95 4-0 1-2 2-3 BB		C FF 93 1 SAFE B FF 92 D CU 81 1 SAFE 1 SAFE B FF 91 I 4-1 1-2 IBB		B SI 93 C SI 94 F SI 94 B FF 94 X SI 94 2-2 1-3 3-H 1B	4	1	2	1	3	0	2
6 Ryan Howard, L (1, 3) OBP: 0.346, SLG: 0.488 7 Michael Martinez, S (8, PR) OBP: 0.259, SLG: 0.282 (8, 8)	C SI 90 X SI 91 0-1 1-H 2B			B FC 82 B FC 81 B SI 90 X SI 89 3-0 15 FC5-4 1-2 1B		C FC 86 C CU 77 S SI 91 0-3 K ③		B SI 96 C SI 97 F SI 97 H SI 97 2-2 15 BB HBP	C SI 91 X CH 82 0-2 P5 ③		B FF 92 B FF 92 S CH 85 B FF 92 X FF 91 3-1 F9 ③		B SI 93 B SI 93 F SI 93 X FF 92 2-1 F7 ③	3	0	2	1	0	1	0
														3	0	0	0	0	0	7
15 John Mayberry Jr., R (1, 8) OBP: 0.341, SLG: 0.513 (8, 3)	C SI 92 S CU 77 S FC 86 0-3 K ③			C SI 90 X CU 78 0-1 FC5-4 1-2f 2-3 ①			C SI 88 S CU 74 B FC 86 B SI 90 X SI 90 2-2 G4-3 ①	C SL 86 B SL 88 C SI 96 D SL 88 B FF 96 B SL 86 4-2 1-2 2-3 BB		C FF 91 X SI 91 0-1 G1-3 ①		C SI 90 X SL 83 0-1 29 G4-6-3 1B	5	0	1	0	1	1	3
29 Raul Ibanez, L (1, 7) OBP: 0.289, SLG: 0.419		B SI 90 X FC 84 1-0 F7 ①		C SI 90 S FC 85 F SI 91 1 SAFE S FC 86 0-3 K ②			B SI 89 F SI 90 B FC 86 X CU 76 2-1 27 1B 51 E 2B	C SI 96 F SI 96 S SL 87 0-3 K ③		B SI 91 F FF 91 X SI 92 1-1 F7 ②		1 SAFE C CH 82 1 SAFE B SI 89 X SI 89 1-1 ① ② G4-6-3 1-2f	6	1	1	0	0	2	6
27 Placido Polanco, R (1, 5) OBP: 0.335, SLG: 0.339 5 Pete Orr, L (9, PR) OBP: 0.279, SLG: 0.250 21 Wilson Valdez, R (9, 5) OBP: 0.294, SLG: 0.341		T FF 90 F SI 91 B SI 90 B SI 90 B FC 86 X FF 92 3-2 F9 ②		B SI 91 X SI 92 1-0 G4-3 ③			C SI 90 X SI 89 0-1 51 E 2-3 1B	B FF 99 C FF 99 X FF 100 1-1 11 BB 10 BB 26 SF7 1B		X SI 91 0-0 1-0 1B		B SI 90 X SI 88 1-0 G6-3 ③	4	0	2	0	0	0	2
														0	1	0	0	0	0	0
														2	0	1	0	0	0	0
51 Carlos Ruiz, R (1, 2) OBP: 0.371, SLG: 0.383 39 Michael Schwimer, R (10, 1) 37 Justin De Fratus, S (12, 1) 9 Domonic Brown, L (13, PH) OBP: 0.333, SLG: 0.391 57 David Herndon, R (13, 1)		C SI 91 B SI 91 C CU 78 F FC 86 X SI 91 1-2 G6-3 ③			S CU 75 B SI 91 S CU 77 B SI 92 F SI 91 X FC 86 2-2 G6-3 ①		B SI 89 B SI 90 C SI 90 B SI 90 X SI 89 3-1 E6 8 G4-6-3 1-2 3-H	1 SAFE 1 SAFE B FF 98 1 SAFE C FF 97 F KC 88 1 SAFE B FF 99 B KC 87 3-3 F FF 97 S FF 96 1 SAFE K ①	C SI 91 B SI 91 1 SAFE C FF 91 D CH 82 F SI 90 D CU 81 S SI 92 3-3 K ③			C SI 94 C SI 95 S SL 84 0-3 K ①	5	0	0	1	0	2	3
														0	0	0	0	0	0	0
														0	0	0	0	0	0	0
														1	0	0	0	0	1	0
														0	0	0	0	0	0	0
56 Joe Blanton, R (1, 1) 24 Brandon Moss, L (2, PH) 35 Cole Hamels, L (3, 1) 49 Vance Worley, R (4, 1) 8 Shane Victorino, S (7, PH) 54 Brad Lidge, R (7, 1) 46 Ryan Madson, L (8, 1) 10 Ben Francisco, R (8, PH) 40 Michael Stutes, R (9, 1) 23 Brian Schneider, L (10, 1)			C FS 80 X SI 90 0-1 G3 ①		F SI 90 S CU 77 S CU 78 0-3 K ②		F SL 88 X SI 93 0-1 G4-6-3 ② ③ 1-2f	C KC 87 B KC 86 B FF 98 B KC 86 S FF 96 B FF 98 4-2 3 BB 11 BB 1-2 BB			B FF 92 X FF 94 1-0 G4-3 ①		C SI 93 F SI 94 B FF 95 B SL 84 B SI 94 F FF 94 F FF 95 F FF 95 B SI 95 4-2 26 1B 3 1B BB	0	0	0	0	0	0	0
														1	0	0	0	0	0	0
														1	0	0	0	0	0	0
														1	0	0	0	0	0	0
														0	0	0	0	0	0	2
														0	0	0	0	0	0	0
														0	0	0	0	1	0	0
														0	0	0	0	0	0	0
														1	1	0	0	1	0	0
Inning Stats	R: 1 E: 0 K: 1 S: 17 H: 1 LOB: 1 BB: 1 P: 26	R: 0 E: 0 K: 0 S: 8 H: 0 LOB: 0 BB: 0 P: 13	R: 0 E: 0 K: 0 S: 6 H: 0 LOB: 0 BB: 0 P: 9	R: 0 E: 0 K: 1 S: 9 H: 2 LOB: 2 BB: 0 P: 13	R: 0 E: 0 K: 1 S: 8 H: 0 LOB: 0 BB: 0 P: 10	R: 0 E: 0 K: 1 S: 10 H: 1 LOB: 0 BB: 0 P: 15	R: 1 E: 1 K: 0 S: 11 H: 2 LOB: 1 BB: 0 P: 18	R: 0 E: 0 K: 1 S: 16 H: 0 LOB: 3 BB: 2 P: 27	R: 1 E: 0 K: 1 S: 16 H: 1 LOB: 3 BB: 3 P: 32	R: 0 E: 0 K: 1 S: 9 H: 1 LOB: 1 BB: 0 P: 13	R: 0 E: 0 K: 0 S: 7 H: 0 LOB: 2 BB: 2 P: 22	R: 0 E: 0 K: 0 S: 5 H: 1 LOB: 0 BB: 0 P: 7	R: 1 E: 0 K: 1 S: 20 H: 2 LOB: 2 BB: 1 P: 32	1B: 9 2B: 2 3B: 0 HR: 0	SF: 1 SAC: 0 DP: 3 HBP: 1	WP: 0 PB: 0 SB: 1 CS: 0	PA: 58			

PITCHER		IP	WLS	BF	H	R	ER	SO	BB	IBB	HBP	BLK	WP	HR	S	P	ERA	WHIP
15 Tim Hudson, R ERA: 3.22	(1, 1)	6.1		26	6	2	2	4	1	0	0	0	0	0	67	102	2.84	1.105
34 Eric O'Flaherty, L ERA: 0.98	(7, 1)	0.2	H	1	0	0	0	0	0	0	0	0	0	0	2	2	0.00	0.000
39 Jonny Venters, L ERA: 1.84	(8, 1)	1.0	H	6	0	0	0	1	2	0	1	0	0	0	16	27	0.00	2.000
46 Craig Kimbrel, R ERA: 2.1	(9, 1)	0.2	B	6	1	1	1	1	3	0	0	0	0	0	13	29	13.50	6.000
54 Kris Medlen, R ERA:	(9, 1)	1.1		5	1	0	0	1	0	0	0	0	0	0	12	16	0.00	0.750

PITCHER		IP	WLS	BF	H	R	ER	SO	BB	IBB	HBP	BLK	WP	HR	S	P	ERA	WHIP
38 Anthony Varvaro, R ERA: 2.63	(11, 1)	1.0		5	0	0	0	0	1	1	0	0	0	0	7	22	0.00	1.000
50 Cristhian Martinez, R ERA: 3.36	(12, 1)	1.0		3	1	0	0	0	0	0	0	0	0	0	5	7	0.00	1.000
19 Scott Linebrink, R ERA: 3.64	(13, 1)	1.0	L	6	2	1	1	1	1	0	0	0	0	0	20	32	9.00	3.000

TOP

Philadelphia Phillies @ Atlanta Braves

Turner Field, Atlanta, GA

Wed Sep 28 2011, 7:13 PM - 11:41 PM EDT

Att. 45,350 - Partly Cloudy - 77 F

livebaseballscorecards.com

AB	47
R	4
H	11
RBI	4
BB	9
SO	8
LOB	26

Philadelphia Phillies @ Atlanta Braves

Turner Field, Atlanta, GA

Wed Sep 28 2011, 7:13 PM - 11:41 PM EDT

Att. 45,350 - Partly Cloudy - 77 F

livebaseballscorecards.com

Batter	1	2	3	4	5	6	7	8	9	10	11	12	13	AB	R	H	RBI	BB	SO	LOB
24 Michael Bourn, L (1, 8) OBP: 0.349, SLG: 0.386	B FF 90 X FF 90 1-0 14 G6-3 14 S 10 SF7 1B		B FF 94 B FF 91 X FF 94 2-0 10 CS 14 S 1B		B FF 92 C CH 85 S FF 93 X CU 79 1-2 L4 ①		C FF 90 C FF 90 B SL 83 B SL 81 X SL 81 2-2 F9 ②			B FF 92 C CH 81 B FF 94 B FF 92 F FF 92 X FF 94 3-2 1B		I IN 79 I IN 79 I IN 80 I IN 79 4-0 IBB		5	1	3	0	1	0	0
14 Martin Prado, R (1, 7) OBP: 0.302, SLG: 0.385	B SI 91 D CH 84 F CH 84 C SL 83 X FF 92 2-2 G6-3 ① 1-3		C FF 94 1 SAFE C FF 92 X CH 85 0-2 10 CS 26 HR 1-2 1B		B FC 91 F FC 91 B FC 89 X CH 85 2-1 G5-3 ②		X SL 82 0-0 P4 ③			B FF 91 C CH 80 1 SAFE C FF 92 S SL 85 1-3 K ②		B SL 84 S SL 83 F SL 84 F FF 95 B SL 84 X SL 85 2-2 G5-3 ③ 2-3		6	1	1	0	0	1	4
10 Chipper Jones, S (1, 5) OBP: 0.344, SLG: 0.470	X FC 87 0-0 SF7 ② 3-H		B CU 78 B FF 95 C CU 78 S CH 84 T CU 79 2-2 K ①② 1-2 2-3		B FC 90 B CH 86 X CH 85 2-0 G6-3 ③			C CH 84 F FF 95 B CH 85 F FF 92 F FF 95 B FF 94 B FF 95 S CH 86 3-3 K ①		1 SAFE 1 SAFE F CH 81 1 SAFE B FF 94 B CH 82 C SL 85 D SL 86 F FF 92 3-2 X SL 85 F8 ③		F SI 92 C SL 85 F SL 84 B SI 94 F SL 84 B SI 94 T SI 93 2-2 K ①	5	0	0	1	0	3	3
26 Dan Uggla, R (1, 4) OBP: 0.311, SLG: 0.453	S SL 82 S CH 83 S SL 82 0-3 K ③		C CU 78 B FF 95 X CH 84 X FF 96 0-2 HR 2-H			B FF 92 B SL 87 B FC 88 B FF 90 4-0 5 BB 1 1B BB		X FF 95 0-0 F7 ②			C SL 82 B CH 81 C FF 92 B SL 86 F FF 94 S CH 82 2-3 K ①		S SI 85 B SI 85 S SL 86 B SL 86 B SI 94 B SI 95 4-2 5 G3-6-3 BB	4	1	1	2	2	2	0
5 Freddie Freeman, L (1, 3) OBP: 0.346, SLG: 0.448		F FC 86 X CH 82 0-1 23 1B 2B	X FF 93 0-0 G4-3 ③			C SL 84 F FC 90 F FF 90 F FF 89 F SL 85 D KC 77 B SI 89 B FC 90 4-2 1 1B 1-2 BB		F FF 96 B FC 90 F FF 93 B CH 84 S CH 84 2-3 K ③		C FF 93 S FF 94 B SL 86 X CH 82 1-2 L6 ②		C SI 94 B SL 84 B SI 93 D SI 93 F SI 94 X SI 94 3-2 G3-6-3 ②③ 1-2f	5	0	1	0	1	1	1
16 Brian McCann, L (1, 2) OBP: 0.351, SLG: 0.466	B FC 85 F FF 88 F FF 93 B FF 91 C FF 93 2-3 K ①				S CH 84 S CU 78 B CH 86 X CH 85 1-2 23 FC6-4 1B	C CH 84 F FF 90 B FF 91 B SL 85 S FF 90 2-3 K ①		C SL 85 B FF 95 C FF 94 F SL 83 B SL 82 X FF 94 2-2 F8 ①			C FF 93 X CH 82 0-1 G4-3 ③		5	0	1	0	0	2	3
23 Matt Diaz, R (1, 9) OBP: 0.302, SLG: 0.323 22 Jason Heyward, L (7, 9) OBP: 0.319, SLG: 0.389	B FF 92 S SL 83 X FF 93 1-1 2-3 1B				X CH 84 0-0 FC6-4 ① 1 FC5-4 1-2f	B FF 91 C CH 84 S SL 87 F FF 90 S FF 90 1-3 K ②		C SL 85 S FF 94 F FF 94 S SL 82 0-3 K ②				B FF 93 S FF 93 B FF 95 X FF 93 2-1 14 WP 1 SH1-4 1B	3 2	0 0	1 1	0 0	0 0	1 1	3 0
1 Jack Wilson, R (1, 6) OBP: 0.274, SLG: 0.285	1 SAFE C SL 82 1 SAFE F SL 83 S SL 82 0-3 K ②				F CH 84 B FC 91 1 SAFE X CH 84 1-1 FC5-4 15 FC4 1-2f	F SL 87 X FF 92 0-1 1-2 2-H 1B		B FF 95 F FF 94 C SL 83 S SL 81 1-3 K ③				X FF 94 0-0 SH1-4 1-2	4	0	1	0	0	2	3
15 Tim Hudson, R (1, 1) 34 Eric O'Flaherty, L (2, 1) 17 Jose Constanza, L (7, 10) 39 Jonny Venters, L (8, 1) 46 Craig Kimbrel, R (9, 1) 64 Kris Medlen, S (9, 1) 20 Eric Hinske, L (10, PH) 38 Anthony Varvaro, R (11, 1) 50 Cristhian Martinez, R (12, 1) 7 Brooks Conrad, S (12, PH) 19 Scott Linebrink, R (13, 1)	B SL 82 C FF 90 D CH 83 S CH 84 T FF 92 2-2 K ③		S FF 94 B FF 94 C FF 94 F FF 94 X FC 91 2-2 FC4 ③ 1-2f				M SL 81 X SL 81 0-1 G4-3 ①			B CH 80 C FF 91 S CH 81 B SL 84 X SL 83 2-2 P6 ①		C SL 84 S SL 85 B SL 84 S FF 95 1-3 K ②	2 0 0 1 0 0 0 0 1 0 0	0 0 0 0 0 0 0 0 0 0 0	0 0 0 0 0 0 0 0 0 0 0	0 0 0 0 0 0 0 0 0 0 0	1 0 0 0 0 0 0 0 1 0 0	3 0 0 0 0 0 0 0 1 0 0
Inning Stats	R: 1 H: 1 E: 0 LOB: 0 K: 1 BB: 0 S: 8 P: 11	R: 0 H: 2 E: 0 LOB: 2 K: 3 BB: 0 S: 13 P: 18	R: 2 H: 3 E: 0 LOB: 0 K: 1 BB: 0 S: 11 P: 15	R: 0 H: 1 E: 0 LOB: 1 K: 0 BB: 0 S: 10 P: 14	R: 0 H: 0 E: 0 LOB: 0 K: 0 BB: 0 S: 6 P: 11	R: 0 H: 1 E: 0 LOB: 2 K: 2 BB: 2 S: 13 P: 24	R: 0 H: 0 E: 0 LOB: 0 K: 0 BB: 0 S: 6 P: 8	R: 0 H: 0 E: 0 LOB: 0 K: 2 BB: 0 S: 9 P: 14	R: 0 H: 0 E: 0 LOB: 0 K: 2 BB: 0 S: 11 P: 14	R: 0 H: 1 E: 0 LOB: 1 K: 1 BB: 0 S: 13 P: 22	R: 0 H: 0 E: 0 LOB: 0 K: 1 BB: 0 S: 9 P: 12	R: 0 H: 1 E: 0 LOB: 2 K: 1 BB: 1 S: 10 P: 19	R: 0 H: 0 E: 0 LOB: 0 K: 1 BB: 1 S: 10 P: 19	1B: 8 2B: 1 3B: 0 HR: 1	SF: 1 SAC: 1 DP: 1 HBP: 0	WP: 1 PB: 0 SB: 2 CS: 2	PA: 50

	AB	44
	R	3
	H	10
	RBI	3
	BB	4
	SO	15
	LOB	21

PITCHER		IP	WLS	BF	H	R	ER	SO	BB	IBB	HBP	BLK	WP	HR	S	P	ERA	WHIP
56 Joe Blanton, R ERA: 5.01	(1, 1)	2.0		9	3	1	1	4	0	0	0	0	0	0	21	29	4.50	1.500
35 Cole Hamels, L ERA: 2.79	(3, 1)	3.0		12	4	2	2	1	0	0	0	0	0	1	27	40	6.00	1.333
49 Vance Worley, R ERA: 3.01	(6, 1)	1.0		5	1	0	0	2	2	0	0	0	0	0	13	24	0.00	3.000
54 Brad Lidge, R ERA: 1.4	(7, 1)	1.0		3	0	0	0	0	0	0	0	0	0	0	6	8	0.00	0.000
46 Ryan Madson, R ERA: 2.37	(8, 1)	1.0		3	0	0	0	2	0	0	0	0	0	0	9	14	0.00	0.000

PITCHER		IP	WLS	BF	H	R	ER	SO	BB	IBB	HBP	BLK	WP	HR	S	P	ERA	WHIP
40 Michael Stutes, R ERA: 3.63	(9, 1)	1.0		3	0	0	0	2	0	0	0	0	0	0	11	14	0.00	0.000
39 Michael Schwimer, R ERA: 5.02	(10, 1)	2.0		7	1	0	0	2	0	0	0	0	0	0	22	34	0.00	0.500
37 Justin De Fratus, R ERA: 2.25	(12, 1)	1.0	W	5	1	0	0	1	0	1	0	0	1	0	10	19	0.00	1.000
57 David Herndon, R ERA: 3.32	(13, 1)	1.0	S	3	0	0	0	1	1	0	0	0	0	0	10	19	0.00	1.000