

Atlanta Braves - 2012

Batter	1	2	3	4	5	6	7	8	9	AB	R	H	RBI	BB	SO	LOB	TOP						
14 Austin Jackson, R OBP: 0.333, SLG: 0.333 66 Quintin Berry, L OBP: 0.500, SLG: 0.500										3	0	1	0	0	2	0	Detroit Tigers @ Atlanta Braves Champion Stadium, Lake Buena Vista, FL Sat Mar 03 2012, 1:07 PM - 3:36 PM EST Att: 8,593 - Sunny - 84 F						
26 Brennan Boesch, L (1.9) 78 Justin Henry, L (6.9)									3	0	0	0	0	1	1								
24 Miguel Cabrera, R (1.5) 65 Audy Ciriaco, R (6.5)									3	0	0	0	0	1	0								
28 Prince Fielder, L (1.3) 63 Ryan Strieby, R (6, PR) (6.3)									2	0	2	0	1	0	0								
27 Jhonny Peralta, R (1.6) 70 Argenis Diaz, R (6, PR) (6.6)									3	0	1	0	0	0	2								
36 Clete Thomas, L (1.7) 73 Matt Young, L (6.7)									3	0	1	0	0	1	3								
15 Brandon Inge, R (1.4) 29 Danny Worth, R (6.4)									2	0	0	0	1	1	4								
9 Gerald Laird, R (1.2) 71 Rob Brantly, L OBP: 0.500, SLG: 0.500 (6.2)									2	0	0	0	0	0	4								
72 Jerad Head, R (1, 10) 77 Pat Leyland, R (9, PH) (9, 10)									3	1	1	1	0	1	1								
Inning Stats	R: 0 E: 0 K: 3 S: 9	H: 0 LOB: 0 BB: 0 P: 9	R: 0 E: 0 K: 0 S: 4	H: 1 LOB: 2 BB: 1 P: 8	R: 1 E: 0 K: 0 S: 6	H: 2 LOB: 0 BB: 0 P: 8	R: 0 E: 0 K: 1 S: 7	H: 2 LOB: 2 BB: 0 P: 7	R: 0 E: 0 K: 2 S: 7	H: 0 LOB: 0 BB: 0 P: 7	R: 0 E: 0 K: 1 S: 6	H: 1 LOB: 1 BB: 1 P: 10	R: 0 E: 0 K: 0 S: 4	H: 2 LOB: 1 BB: 0 P: 4	R: 1 E: 0 K: 0 S: 5	H: 2 LOB: 2 BB: 1 P: 9		R: 0 E: 0 K: 0 S: 3	H: 0 LOB: 0 BB: 0 P: 3	1B: 9 2B: 1 3B: 0 HR: 1	SF: 1 SAC: 0 DP: 2 HBP: 0	WP: 0 PB: 0 SB: 0 CS: 0	PA: 38
PITCHER	IP WLS BF H R ER SO BB IBB HBP BLK WP HR S P ERA WHIP	2.0 L 4 1 0 1 0 3 1 0 0 0 0 1 6 13 17 0.00 1.000	1.0 L 5 2 0 0 1 0 0 0 0 0 0 1 7 7 0.00 2.000	1.0 L 3 0 0 0 2 0 0 0 0 0 0 0 7 7 0.00 0.000	1.0 L 5 1 0 0 1 1 0 0 0 0 0 0 6 10 0.00 2.000	1.0 L 4 2 0 0 0 0 0 0 0 0 0 1 6 8 9.00 2.000	1.0 L 6 2 1 1 0 1 0 0 0 0 0 0 7 7 0.00 2.000	1.0 L 3 0 0 0 0 0 0 0 0 0 0 0 3 3 0.00 0.000	7.1 L 1.0 6 2 1 1 0 0 0 0 0 0 4 4 0.00 2.000	8.1 L 1.0 6 2 1 1 0 1 0 0 0 0 5 9 9.00 3.000	9.1 L 1.0 3 0 0 0 0 0 0 0 0 0 0 3 3 0.00 0.000												

AB	34
R	2
H	10
RBI	2
BB	3
SO	7
LOB	19



Batter	1	2	3	4	5	6	7	8	9	AB	R	H	RBI	BB	SO	LOB	BOTTOM					
24 Michael Bourn, L (1.8) 30 Luis Durango, S (7.8)										3	0	0	0	0	1	0	Detroit Tigers @ Atlanta Braves Champion Stadium, Lake Buena Vista, FL Sat Mar 03 2012, 1:07 PM - 3:36 PM EST Att: 8,593 - Sunny - 84 F					
14 Martin Prado, R (1.7) 17 Jose Constanza, L (7.7)									3	0	0	0	0	0	0							
10 Chipper Jones, S (1.5) 19 Brandon Hicks, R (5.5)									1	0	0	0	1	0	0							
16 Brian McCann, L (1.2) 7 J.C. Boscan, R (5.2)									0	0	0	0	1	0	0							
26 Dan Uggla, R (1.4) 11 Josh Wilson, R (5.4)									2	0	0	0	0	0	2							
20 Eric Hinske, L (1.3) 71 Ernesto Mejia, R (6.3)									1	0	0	0	1	0	2							
22 Jason Heyward, L (1.9) 74 Jordan Parraz, R OBP: 1.000, SLG: 1.000 (6.9)									1	0	0	0	0	0	0							
23 Matt Diaz, R (1, 10)									3	0	0	0	0	0	1							
1 Tyler Pastornicky, R (1.6) 4 Drew Sutton, S (7.6)									2	0	0	0	0	1	0							
Inning Stats	R: 0 E: 0 K: 0 S: 3	H: 0 LOB: 0 BB: 0 P: 3	R: 0 E: 0 K: 0 S: 3	H: 0 LOB: 1 BB: 1 P: 7	R: 0 E: 0 K: 1 S: 5	H: 0 LOB: 0 BB: 0 P: 5	R: 0 E: 0 K: 0 S: 3	H: 0 LOB: 2 BB: 2 P: 11	R: 0 E: 0 K: 1 S: 5	H: 0 LOB: 0 BB: 0 P: 5	R: 0 E: 0 K: 0 S: 3	H: 0 LOB: 0 BB: 0 P: 3	R: 0 E: 0 K: 0 S: 2	H: 0 LOB: 0 BB: 1 P: 6	R: 0 E: 0 K: 0 S: 3	H: 1 LOB: 0 BB: 0 P: 3		R: 0 E: 0 K: 1 S: 5	H: 0 LOB: 0 BB: 0 P: 5	1B: 1 2B: 0 3B: 0 HR: 0	SF: 0 SAC: 0 DP: 2 HBP: 0	WP: 0 PB: 0 SB: 0 CS: 0
PITCHER	IP WLS BF H R ER SO BB IBB HBP BLK WP HR S P ERA WHIP	2.0 W 7 0 0 0 0 1 0 0 0 0 0 0 5 5 0.00 0.500	1.0 H 3 0 0 0 1 0 0 0 0 0 0 0 3 3 0.00 0.000	1.0 H 5 0 0 0 0 2 0 0 0 0 0 0 3 11 0.00 2.000	1.0 H 3 0 0 0 1 0 0 0 0 0 0 0 5 5 0.00 0.000	1.0 H 3 0 0 0 0 0 0 0 0 0 0 0 3 3 0.00 0.000	7.1 L 1.0 1.0 H 3 1 0 0 0 0 0 0 0 5 5 0.00 1.000	8.1 L 1.0 H 3 1 0 0 0 0 0 0 0 0 0 3 3 0.00 1.000	9.1 L 1.0 S 3 0 0 0 1 0 0 0 0 0 0 5 5 0.00 0.000													

AB	26
R	0
H	1
RBI	0
BB	4
SO	3
LOB	7



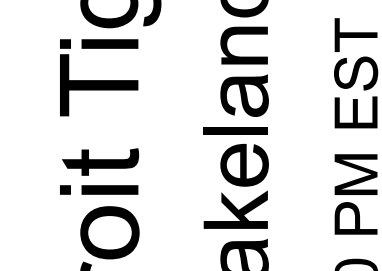
Batter	1	2	3	4	5	6	7	8	9	AB	R	H	RBI	BB	SO	LOB	TOP			
24 Michael Bourn, L (1,8) 4 Drew Sutton, S (5,4) OBP: 0.231, SLG: 0.333 OBP: 0.500, SLG: 0.750										2	0	1	0	1	1	0	Atlanta Braves @ Detroit Tigers Joker Marchant Stadium, Lakeland, FL Wed Mar 07 2012, 1:07 PM - 3:50 PM EST Att: 8,144 - Cloudy - 78 F livebaseballscorecards.com			
14 Martin Prado, R (1,5) 19 Brandon Hicks, R (5,5) OBP: 0.333, SLG: 0.273										2	0	0	0	1	0	3				
16 Brian McCann, L (1,2) 7 J.C. Boscan, R (5,2) OBP: 0.500, SLG: 0.250										3	0	0	0	0	0	5				
26 Dan Uggla, R (1,4) 17 Jose Constanza, L (5, PR) (5,8) OBP: 0.545, SLG: 1.000 OBP: 0.167, SLG: 0.167										2	0	0	0	1	1	2				
5 Freddie Freeman, L (1,3) 73 Joey Terdoslavich, S (6,5) OBP: 0.400, SLG: 0.250 OBP: 0.665, SLG: 0.857										2	0	1	0	1	1	1				
20 Eric Hinske, L (1,10) 68 Christian Bethancourt, R (PH) (8,10) OBP: 0.444, SLG: 0.167										2	0	0	0	1	1	4				
23 Matt Diaz, R (1,7) 74 Jordan Parraz, R (6,9) OBP: 0.250, SLG: 0.273 OBP: 0.500, SLG: 0.400										0	0	0	0	0	0	0				
22 Jason Heyward, L (1,9) 79 Todd Cunningham, S (6,7) OBP: 0.167, SLG: 0.091										2	0	0	0	1	1	2				
1 Tyler Pastornicky, R (1,6) 11 Josh Wilson, R (7,6) OBP: 0.154, SLG: 0.083										3	0	0	0	0	0	3				
										1	0	0	0	0	0	0				
Inning Stats	R: 0 E: 0 K: 0 S: 5	H: 1 LOB: 3 BB: 2 P: 13	R: 0 E: 0 K: 0 S: 4	H: 1 LOB: 3 BB: 2 P: 12	R: 0 E: 0 K: 2 S: 8	H: 1 LOB: 1 BB: 0 P: 8	R: 0 E: 0 K: 1 S: 7	H: 0 LOB: 0 BB: 0 P: 7	R: 0 E: 0 K: 1 S: 5	H: 0 LOB: 1 BB: 2 P: 9	R: 1 E: 0 K: 1 S: 6	H: 1 LOB: 0 BB: 0 P: 6	R: 0 E: 0 K: 0 S: 3	H: 0 LOB: 1 BB: 0 P: 4	R: 0 E: 0 K: 2 S: 8	H: 1 LOB: 1 BB: 0 P: 8	1B: 3 2B: 2 3B: 1 HR: 0	SF: 0 SAC: 0 DP: 1 HBP: 1	WP: 0 PB: 0 SB: 0 CS: 0	PA: 39
PITCHER	IP ERA	WLS BF	H R	ER SO	BB IBB	HBP BLK	WP HR	S P	ERA WHIP	IP ERA	WLS BF	H R	ER SO	BB IBB	HBP BLK	WP HR	S P	ERA WHIP		
50 Jacob Turner, R (1,1) ERA: 1.1	1.1	10	2	0	0	0	0	0	0.00	4.500	1.0	4	1	0	0	0	0	0.00	1.000	
49 Luis Marte, R (2,1) ERA: 1.2	W	6	1	0	0	2	0	0	0.00	0.600	1.0	11	0	0	0	3	0	0.00	1.000	
43 Andy Oliver, L (4,1) ERA: 3.0	H	11	0	0	0	3	0	0	0.00	1.000	1.0	4	1	1	1	0	0	9.00	1.000	
20 Octavio Dotel, R (7,1) ERA: 4.5		4	0	0	0	0	0	0	0.00	0.000	1.0	4	0	0	0	0	0	0.00	0.000	
46 Jose Valverde, R (8,1) ERA: 1.0		4	0	0	0	0	0	0	0.00	0.000	1.0	4	0	0	0	3	4	0.00	0.000	

Batter	1	2	3	4	5	6	7	8	9	AB	R	H	RBI	BB	SO	LOB	BOTTOM			
36 Clete Thomas, L (1,8) 12 Andy Dirks, L (5,8) OBP: 0.222, SLG: 0.333 OBP: 0.444, SLG: 0.375										3	0	1	0	0	2	0	Atlanta Braves @ Detroit Tigers Joker Marchant Stadium, Lakeland, FL Wed Mar 07 2012, 1:07 PM - 3:50 PM EST Att: 8,144 - Cloudy - 78 F livebaseballscorecards.com			
26 Brennan Boesch, L (1,9) 33 Avisail Garcia, R (6,9) OBP: 0.167, SLG: 0.500 OBP: 0.250, SLG: 0.250										3	0	0	0	0	2	1				
24 Miguel Cabrera, R (1,5) 70 Argenis Diaz, R (6,5) OBP: 0.162, SLG: 0.400										3	1	1	1	0	0	0				
28 Prince Fielder, L (1,10) 73 Matt Young, L (8, PH) (9,10) OBP: 0.500, SLG: 0.700										3	0	0	0	0	1	0				
21 Delmon Young, R (1,7) 72 Jerad Head, R (6, PR) (7,7) OBP: 0.500, SLG: 1.167 OBP: 0.333, SLG: 0.800										2	1	1	0	1	0	0				
13 Alex Avila, L (1,2) 76 Bryan Holaday, R (7,2) OBP: 0.571, SLG: 1.000										2	1	0	0	1	2	2				
63 Ryan Strieby, R (1,3) OBP: 0.500, SLG: 0.400										3	1	1	1	0	0	2				
25 Ryan Raburn, R (1,4) 29 Danny Worth, R (7,4) OBP: 0.571, SLG: 2.200 OBP: 0.444, SLG: 0.857										1	1	1	2	1	0	0				
39 Ramon Santiago, S (1,6) 65 Audy Ciriaco, R (7, PR) (8,5) OBP: 0.286, SLG: 0.200 OBP: 1.000, SLG: 1.000										1	0	0	0	0	0	0				
										2	0	1	1	0	0	1				
										0	0	0	0	0	0	0				
Inning Stats	R: 0 E: 0 K: 1 S: 5	H: 0 LOB: 0 BB: 0 P: 5	R: 4 E: 0 K: 1 S: 8	H: 3 LOB: 1 BB: 2 P: 16	R: 1 E: 1 K: 1 S: 8	H: 1 LOB: 1 BB: 0 P: 9	R: 0 E: 0 K: 1 S: 4	H: 0 LOB: 0 BB: 1 P: 8	R: 0 E: 0 K: 2 S: 7	H: 0 LOB: 0 BB: 0 P: 7	R: 0 E: 0 K: 1 S: 5	H: 1 LOB: 1 BB: 0 P: 5	R: 0 E: 0 K: 0 S: 4	H: 2 LOB: 2 BB: 0 P: 4	R: 0 E: 0 K: 1 S: 5	H: 0 LOB: 0 BB: 0 P: 5	1B: 4 2B: 1 3B: 1 HR: 1	SF: 1 SAC: 0 DP: 3 HBP: 0	WP: 0 PB: 0 SB: 0 CS: 0	PA: 32
PITCHER	IP ERA	WLS BF	H R	ER SO	BB IBB	HBP BLK	WP HR	S P	ERA WHIP	IP ERA	WLS BF	H R	ER SO	BB IBB	HBP BLK	WP HR	S P	ERA WHIP		
37 Brandon Beachy, R (1,1) ERA: 18.0	2.0	11	3	4	4	2	0	0	0.00	2.500	1.0	4	2	0	0	0	0	0.00	2.000	
57 Jairo Asencio, R (3,1) ERA: 1.0		5	1	1	1	1	0	0	9.00	1.000	1.0	3	0	0	0	1	0	0.00	0.000	
53 Cory Gearrin, R (4,1) ERA: 1.0		3	0	0	0	1	0	0	0.00	1.000	1.0	3	0	0	0	0	0	0.00	0.000	
70 Dusty Hughes, L (5,1) ERA: 1.0		3	0	0	0	2	0	0	0.00	0.000	1.0	3	0	0	0	2	0	0.00	0.000	
72 Jason Rice, R (6,1) ERA: 33.75		3	1	0	0	1	0	0	0.00	1.000	1.0	3	1	0	0	1	0	0.00	0.000	

AB 31
R 1
H 5
RBI 1
BB 7
SO 8
LOB 25



AB 28
R 5
H 7
RBI 5
BB 3
SO 8
LOB 8



Batter	1	2	3	4	5	6	7	8	9	AB	R	H	RBI	BB	SO	LOB	TOP			
30 Luis Durango, S OBP: 0.727, SLG: 0.571	4-0 BB		4-0 BB			0-0 G4-3		0-0 1B		2	0	1	0	2	0	0	Atlanta Braves @ Baltimore Orioles Ed Smith Stadium, Sarasota, FL Thu Mar 08 2012, 1:07 PM - 3:36 PM EST Att: 5,938 - Partly Cloudy - 83 F			
14 Martín Prado, R OBP: 0.287, SLG: 0.214 19 Brandon Hicks, R (6.4)	1-3 BB		0-0 FC6-4			0-0 G4-3		0-3 1B		3	0	0	0	0	1	2				
5 Freddie Freeman, L OBP: 0.250, SLG: 0.143 71 Ernesto Mejía, R OBP: 0.222, SLG: 0.375	0-0 P6				0-0 G3			0-0 G5-4-3		3	0	0	0	0	0	0				
20 Eric Hinske, L OBP: 0.417, SLG: 0.556 78 Stefan Gartrell, R OBP: 0.500, SLG: 0.200		0-0 G4-3			0-0 F7			0-0 HR		3	1	1	1	0	0	0				
8 David Ross, R OBP: 0.250, SLG: 0.143 75 José Yépez, R (7.2)		0-0 1B			0-3 K			0-0 F7		3	0	1	0	0	1	0				
22 Jason Heyward, L OBP: 0.200, SLG: 0.143 17 Jose Constanza, L OBP: 0.143, SLG: 0.143		0-0 1B				0-3 K		0-0 G3		3	0	1	0	0	1	0				
73 Joey Terdoslavich, S OBP: 0.455, SLG: 0.660		0-0 1B				0-0 P2		0-3 K		3	0	0	0	0	1	2				
69 Evan Gattis, R OBP: 0.500, SLG: 0.333 79 Todd Cunningham, R (8, 10)					0-3 K			0-0 1B		2	0	1	0	1	1	0				
1 Tyler Pastornicky, R OBP: 0.188, SLG: 0.133					0-0 G6-3			0-0 1B		0	0	0	0	0	0	0				
					0-0 G5-3			0-0 1B		3	0	1	0	0	0	1				
Inning Stats	R: 0 E: 0 K: 1 S: 4	H: 0 LOB: 0 BB: 1 P: 9	R: 0 E: 0 K: 0 S: 4	H: 2 LOB: 1 BB: 0 P: 4	R: 0 E: 0 K: 1 S: 5	H: 0 LOB: 1 BB: 1 P: 9	R: 0 E: 0 K: 1 S: 5	H: 0 LOB: 0 BB: 0 P: 5	R: 0 E: 0 K: 1 S: 3	H: 0 LOB: 1 BB: 1 P: 9	R: 1 E: 0 K: 1 S: 7	H: 1 LOB: 0 BB: 0 P: 7	R: 0 E: 0 K: 1 S: 7	H: 3 LOB: 3 BB: 0 P: 7	R: 0 E: 0 K: 1 S: 5	H: 0 LOB: 0 BB: 0 P: 5	1B: 5 2B: 0 3B: 0 HR: 1	SF: 0 SAC: 0 DP: 2 HBP: 0	WP: 0 PB: 0 SB: 0 CS: 1	PA: 33
PITCHER	IP WLS BF H R ER SO BB IBB HBP BLK WP HR S P ERA WHIP																			
39 Jason Hammel, R ERA: 9.0	(1, 1) 2.0 7 2 0 0 1 1 0 0 0 0 0 0 8 13 0.00 1.500																			
63 Kevin Gregg, R ERA: 4.1	(3, 1) 1.0 4 0 0 0 1 1 0 0 0 0 0 0 5 9 0.00 1.000																			
56 Darren O'Day, R ERA: 4.5	(4, 1) 1.0 3 0 0 0 1 0 0 0 0 0 0 0 5 9 0.00 0.000																			
47 Pedro Strop, R ERA: 2.25	(5, 1) 1.0 4 0 0 0 1 1 0 0 0 0 0 0 5 9 0.00 1.000																			
58 Zach Phillips, L ERA: 2.25	(6, 1) 2.0 7 1 1 1 1 0 0 0 0 0 0 1 10 10 4.50 0.500																			

Batter	1	2	3	4	5	6	7	8	9	AB	R	H	RBI	BB	SO	LOB	BOTTOM			
14 Nolan Reimold, R OBP: 0.222, SLG: 0.125 72 Caleb Joseph, R OBP: 1.000, SLG: 2.000	0-0 P5		0-0 F9			0-0 G1-3		0-0 2B		3	0	0	0	0	0	2	Atlanta Braves @ Baltimore Orioles Ed Smith Stadium, Sarasota, FL Thu Mar 08 2012, 1:07 PM - 3:36 PM EST Att: 5,938 - Partly Cloudy - 83 F			
2 J.J. Hardy, R OBP: 0.444, SLG: 0.286 85 Manny Machado, R OBP: 0.333, SLG: 0.333	0-0 L5		4-0 BB			0-3 K		0-0 1B		2	0	0	0	1	1	0				
10 Adam Jones, R OBP: 0.333, SLG: 0.250 70 Xavier Avery, L OBP: 0.333, SLG: 0.375	4-0 BB		0-0 G6-4-3			0-0 P4		0-0 SF9		2	0	0	0	1	0	2				
32 Matt Wieters, S OBP: 0.143, SLG: 0.143 54 Matt Antonelli, R OBP: 0.625, SLG: 0.400	0-0 P3				0-0 F8			4-0 BB		2	0	0	0	0	0	1				
12 Mark Reynolds, R OBP: 0.444, SLG: 0.286 51 Joe Mahoney, L OBP: 0.182, SLG: 0.182		0-0 1B			0-0 G4-3			0-0 F4		2	0	1	0	1	0	0				
24 Wilson Betemit, S OBP: 0.250, SLG: 0.200 68 Steve Tolleson, R OBP: 0.333, SLG: 0.200		0-0 G4-6-3			0-0 G6-3			4-0 BB		3	0	0	0	0	2	0				
13 Jai Miller, R OBP: 0.500, SLG: 0.714 80 Scott Beener, R OBP: 0.400, SLG: 0.400		0-0 2B				0-3 K		0-0 G4-3		3	0	2	1	0	1	0				
6 Ryan Adams, R OBP: 0.333, SLG: 0.143		0-0 F9				4-0 BB		0-0 1B		2	0	0	0	1	0	3				
11 Robert Andino, R OBP: 0.286, SLG: 0.286 71 L.J. Hoes, R					0-0 G1-5-3			0-0 G5-3		2	0	1	0	0	0	1				
					0-0 1B					1	0	0	0	0	0	3				
Inning Stats	R: 0 E: 0 K: 0 S: 3	H: 0 LOB: 1 BB: 1 P: 7	R: 0 E: 0 K: 0 S: 4	H: 2 LOB: 0 BB: 0 P: 4	R: 0 E: 0 K: 0 S: 3	H: 1 LOB: 1 BB: 1 P: 7	R: 0 E: 0 K: 0 S: 3	H: 0 LOB: 0 BB: 0 P: 3	R: 0 E: 0 K: 1 S: 5	H: 0 LOB: 1 BB: 1 P: 9	R: 1 E: 0 K: 0 S: 4	H: 1 LOB: 3 BB: 1 P: 9	R: 1 E: 0 K: 0 S: 5	H: 2 LOB: 3 BB: 2 P: 13	R: 0 E: 0 K: 0 S: 3	H: 0 LOB: 0 BB: 0 P: 5	1B: 4 2B: 2 3B: 0 HR: 0	SF: 1 SAC: 0 DP: 2 HBP: 0	WP: 0 PB: 0 SB: 1 CS: 0	PA: 34
PITCHER	IP WLS BF H R ER SO BB IBB HBP BLK WP HR S P ERA WHIP																			
36 Mike Minor, L ERA: 6.0	(1, 1) 3.0 12 7 0 0 0 2 0 0 0 0 0 0 8 12 0.00 1.667																			
80 Yohan Flande, L ERA: 6.0	(4, 1) 2.0 7 0 0 0 1 1 0 0 0 0 0 0 8 12 0.00 0.500																			
64 Jaye Chapman, R ERA: 3.38	(6, 1) 2.0 8 1 1 1 1 1 0 0 0 0 0 0 9 14 4.50 1.000																			
66 J.J. Hoover, R ERA: 3.38	(8, 1) 1.0 7 2 1 1 0 2 0 0 0 0 0 0 5 13 9.00 4.000																			



Batter	1	2	3	4	5	6	7	8	9	AB	R	H	RBI	BB	SO	LOB	TOP																			
24 Michael Bourn, L (1, 8) OBP: 0.250, SLG: 0.333 74 Jordan Parraz, R (6, 8) OBP: 0.571, SLG: 0.500	F7		B2-3			G6-3 23 WP 1B		L7 1B		3	0	1	0	0	0	0	Atlanta Braves @ New York Yankees George M. Steinbrenner Field, Tampa, FL Fri Mar 09 2012, 1:06 PM - 3:28 PM EST Att: 10,739 - Partly Cloudy - 79 F																			
1 Tyler Pastornicky, R (1, 6) OBP: 0.150, SLG: 0.195	G6-3		G4-3			K		L7		4	0	0	0	0	1	2																				
23 Matt Diaz, R (1, 9) OBP: 0.188, SLG: 0.200	L8				G6-3	G6-3 1-3		L6		4	0	0	0	0	0	2																				
5 Freddie Freeman, L (1, 3) OBP: 0.167, SLG: 0.091					G4-3	K		K		4	0	0	0	0	3	1																				
8 David Ross, R (1, 2) OBP: 0.273, SLG: 0.200 7 J.C. Boscan, R (7, 2) OBP: 0.571, SLG: 0.400 90 Elmer Reyes, R (9, PR)					F8			G4-3 4 WP 1B		3	0	1	0	0	0	0																				
68 Christian Bethancourt, R (10)								L7		4	0	0	0	0	0	2																				
4 Drew Sutton, S (1, 4) OBP: 0.500, SLG: 0.600								L6		2	0	0	0	2	1	1																				
19 Brandon Hicks, R (1, 5) OBP: 0.200, SLG: 0.222 73 Joey Terdoslavich, S (5, 5) OBP: 0.417, SLG: 0.545								BB		2	0	1	0	0	1	2																				
17 Jose Constanza, L (1, 7) OBP: 0.100, SLG: 0.100					G6-3	K		K		1	0	0	0	0	1	1																				
								F8		3	0	0	0	0	1	1																				
Inning Stats	R: 0 E: 0 K: 0 S: 3	H: 0 LOB: 0 BB: 0 P: 4	R: 0 E: 0 K: 2 S: 8	H: 1 LOB: 2 BB: 1 P: 12	R: 0 E: 0 K: 0 S: 3	H: 0 LOB: 0 BB: 0 P: 3	R: 0 E: 0 K: 0 S: 3	H: 0 LOB: 0 BB: 0 P: 3	R: 0 E: 0 K: 1 S: 6	H: 1 LOB: 1 BB: 0 P: 6	R: 0 E: 0 K: 2 S: 8	H: 1 LOB: 1 BB: 0 P: 9	R: 0 E: 0 K: 1 S: 5	H: 0 LOB: 0 BB: 1 P: 9	R: 0 E: 0 K: 0 S: 4	H: 1 LOB: 1 BB: 0 P: 4	R: 0 E: 0 K: 2 S: 8	H: 1 LOB: 1 BB: 0 P: 8	1B: 4 2B: 1 3B: 0 HR: 0	SF: 0 SAC: 0 DP: 0 HBP: 0	WP: 2 PB: 0 SB: 0 CS: 0	PA: 34														
PITCHER	IP	WLS	BF	H	R	ER	SO	BB	IBB	HBP	BLK	WP	HR	S	P	ERA	WHIP	PITCHER		IP	WLS	BF	H	R	ER	SO	BB	IBB	HBP	BLK	WP	HR	S	P	ERA	WHIP
36 Freddy Garcia, R (1, 1) ERA: 3.6	3.0	W	11	1	0	0	2	1	0	0	0	1	0	14	19	0.00	0.667	75 Kevin Whelan, R (9, 1) ERA: 3.86		0.2		3	1	0	0	1	0	0	0	0	0	5	5	0.00	1.500	
29 Rafael Soriano, R (4, 1) ERA:	1.0	H	3	0	0	0	0	0	0	0	0	0	0	3	3	0.00	0.000																			
85 Manny Bañuelos, L (5, 1) ERA:	2.0	H	8	2	0	0	3	0	0	0	0	1	0	14	15	0.00	1.000																			
78 D.J. Mitchell, R (7, 1) ERA:	2.0	H	8	1	0	0	1	1	0	0	0	0	0	9	13	0.00	1.000																			
97 Juan Cedeno, L (9, 1) ERA: 20.25	0.1	H	1	0	0	0	1	0	0	0	0	0	0	3	3	0.00	0.000																			

Batter	1	2	3	4	5	6	7	8	9	AB	R	H	RBI	BB	SO	LOB	BOTTOM																			
2 Derek Jeter, R (1, 6) OBP: 0.273, SLG: 0.200 74 Doug Bernier, R (6, 6) OBP: 0.333, SLG: 0.500			G6-3			14 1B 24 SF8 BB		81 1B 2B		2	2	1	0	1	0	0	Atlanta Braves @ New York Yankees George M. Steinbrenner Field, Tampa, FL Fri Mar 09 2012, 1:06 PM - 3:28 PM EST Att: 10,739 - Partly Cloudy - 79 F																			
14 Curtis Granderson, L (1, 8) OBP: 0.364, SLG: 0.700 81 Melky Mesa, R (7, 8) OBP: 0.286, SLG: 0.286	P6							2H 1B		2	0	1	0	1	0	1																				
24 Robinson Cano, L (1, 4) OBP: 0.091, SLG: 0.100 82 Corban Joseph, L (7, 4)	G3							K		2	0	0	1	0	1	2																				
33 Nick Swisher, S (1, 9) OBP: 0.273, SLG: 0.455 67 Colin Curtis, L (7, 9) OBP: 0.429, SLG: 0.833								L3		3	0	1	1	0	0	2																				
12 Eric Chavez, L (1, 5) OBP: 0.200, SLG: 0.300 19 Ramiro Pena, S (7, 5) OBP: 0.444, SLG: 0.556								K		1	0	0	0	0	0	0																				
55 Russell Martin, R (1, 2) OBP: 0.400, SLG: 0.375 66 Gustavo Molina, R (7, 2) OBP: 1.000, SLG: 1.000								22 F8 2B		3	0	1	0	0	1	1																				
22 Andrew Jones, R (1, 7) OBP: 0.182, SLG: 0.100 73 Cole Garner, R (7, 7) OBP: 0.500, SLG: 1.500								FC6-5 41 S		1	0	1	0	0	0	0																				
41 Chris Dickerson, L (1, 10) OBP: 0.364, SLG: 0.333 83 Zoilo Almonte, S (7, PH) OBP: 0.500, SLG: 0.667 (8, 10)								F8		3	0	0	0	0	0	2																				
91 Jorge Vazquez, R (1, 3) OBP: 0.222, SLG: 0.125 87 Jose Gil, R (7, 3) OBP: 0.750, SLG: 1.333								F7		1	0	0	0	0	0	1																				
								K		2	0	0	0	0	1	0																				
								K		1	0	0	0	0	1	0																				
								F8		2	0	0	0	0	0	1																				
								F9		1	0	0	0	0	0	0																				
								G4-3		1	0	0	0	0	0	0																				
Inning Stats	R: 1 E: 0 K: 1 S: 7	H: 2 LOB: 1 BB: 0 P: 7	R: 0 E: 0 K: 1 S: 6	H: 1 LOB: 0 BB: 0 P: 6	R: 0 E: 0 K: 1 S: 5	H: 0 LOB: 1 BB: 1 P: 9	R: 0 E: 0 K: 1 S: 6	H: 1 LOB: 1 BB: 0 P: 7	R: 1 E: 0 K: 0 S: 4	H: 1 LOB: 1 BB: 1 P: 8	R: 0 E: 0 K: 2 S: 7	H: 0 LOB: 0 BB: 0 P: 7	R: 1 E: 0 K: 2 S: 9	H: 2 LOB: 1 BB: 0 P: 9	R: 0 E: 0 K: 0 S: 4	H: 1 LOB: 1 BB: 0 P: 4	1B: 4 2B: 4 3B: 0 HR: 0	SF: 1 SAC: 0 DP: 0 HBP: 0	WP: 0 PB: 0 SB: 1 CS: 0	PA: 34																
PITCHER	IP	WLS	BF	H	R	ER	SO	BB	IBB	HBP	BLK	WP	HR	S	P	ERA	WHIP	PITCHER		IP	WLS	BF	H	R	ER	SO	BB	IBB	HBP	BLK	WP	HR	S	P	ERA	WHIP
27 Julio Teheran, R (1, 1) ERA: 14.4	3.0	L	13	3	1	1	3	1	0	0	0	0	0	18	22	3.00	1.333	50 Cristhian Martinez, R (4, 1) ERA: 1.8		2.0		9	2	1	1	1	1	0	0	0	0	10	15	4.50	1.500	
62 Todd Redmond, R (6, 1) ERA: 0.0	1.0		3	0	0	0	2	0	0	0	0	0	0	7	7	0.00	0.000	72 Adam Russell, R (7, 1) ERA: 3.0		1.0		5	2	1	1	2	0	0	0	0	0	9	9	9.00	2.000	
57 Jairo Asencio, R (8, 1) ERA: 3.0	1.0		4	1	0	0	0	0	0	0	0	0	0	4	4	0.00	1.000	57 Jairo Asencio, R (8, 1) ERA: 3.0		1.0		4	1	0	0	0	0	0	0	4	4	0.00	1.000			

AB	32
R	0
H	5
RBI	0
BB	2
SO	8
LOB	12



AB	31
R	3
H	8
RBI	3
BB	2
SO	8
LOB	14



livebaseballscores.com


livebaseballscores.com

Batter	1	2	3	4	5	6	7	8	9	AB	R	H	RBI	BB	SO	LOB	TOP						
11 Rubén Tejada, R OBP: 0.364, SLG: 0.222 6 Omar Quintanilla, L OBP: 0.444, SLG: 0.256										3	0	0	0	0	1	2	New York Mets @ Atlanta Braves Champion Stadium, Lake Buena Vista, FL Fri Mar 09 2012, 1:18 PM - 4:00 PM EST Att: 6,545 - Partly Cloudy - 79 F						
30 Josh Thole, L OBP: 0.455, SLG: 0.444 4 Mike Nickeas, R OBP: 0.250, SLG: 0.250										3	0	1	0	0	0	2							
28 Daniel Murphy, L OBP: 0.273, SLG: 0.200 61 Jordany Valdespin, L OBP: 0.300, SLG: 0.250										3	0	1	0	0	0	0							
15 Valentino Pascucci, R OBP: 0.167, SLG: 0.167 33 Vinny Rottino, R OBP: 0.200, SLG: 0.300										3	0	0	0	0	2	2							
72 Kirk Nieuwenhuis, L OBP: 0.273, SLG: 0.200 68 Matthew den Dekker, L OBP: 0.375, SLG: 0.750										2	1	0	0	1	1	0							
20 Adam Loewen, L OBP: 0.417, SLG: 0.636 67 César Puello, R OBP: 0.250, SLG: 0.250										3	1	1	0	0	1	0							
76 Juan Lagares, R										4	1	0	0	0	1	3							
23 Mike Baxter, L OBP: 0.364, SLG: 0.364 71 Wilmer Flores, R										2	0	1	1	0	1	0							
13 Ronny Cedeno, R OBP: 0.455, SLG: 0.250 65 Zach Lutz, R										2	0	1	2	0	1	0							
										1B: 6	SF: 0	WP: 0	PA: 38										
Inning Stats	R: 0 E: 0 K: 1 S: 5	H: 0 LOB: 0 BB: 5	R: 3 E: 1 K: 0 S: 7	H: 3 LOB: 2 BB: 1 P: 11	R: 0 E: 0 K: 1 S: 5	H: 0 LOB: 0 BB: 0 P: 5	R: 0 E: 0 K: 1 S: 5	H: 0 LOB: 0 BB: 0 P: 5	R: 0 E: 0 K: 2 S: 9	H: 2 LOB: 2 BB: 0 P: 9	R: 0 E: 0 K: 3 S: 9	H: 0 LOB: 1 BB: 1 P: 9	R: 0 E: 0 K: 1 S: 5	H: 3 LOB: 1 BB: 1 P: 8	R: 0 E: 0 K: 0 S: 3	H: 0 LOB: 0 BB: 0 P: 3	2B: 1 3B: 1 DP: 0 HR: 0	SF: 0 SAC: 0 DP: 0 HBP: 0	WP: 0 PB: 0 SB: 0 CS: 0				
PITCHER	IP WLS BF H R ER SO BB IBB HBP BLK WP HR S P ERA WHIP	IP WLS BF H R ER SO BB IBB HBP BLK WP HR S P ERA WHIP	IP WLS BF H R ER SO BB IBB HBP BLK WP HR S P ERA WHIP	IP WLS BF H R ER SO BB IBB HBP BLK WP HR S P ERA WHIP	IP WLS BF H R ER SO BB IBB HBP BLK WP HR S P ERA WHIP	IP WLS BF H R ER SO BB IBB HBP BLK WP HR S P ERA WHIP	IP WLS BF H R ER SO BB IBB HBP BLK WP HR S P ERA WHIP	IP WLS BF H R ER SO BB IBB HBP BLK WP HR S P ERA WHIP	IP WLS BF H R ER SO BB IBB HBP BLK WP HR S P ERA WHIP	IP WLS BF H R ER SO BB IBB HBP BLK WP HR S P ERA WHIP	IP WLS BF H R ER SO BB IBB HBP BLK WP HR S P ERA WHIP	IP WLS BF H R ER SO BB IBB HBP BLK WP HR S P ERA WHIP	IP WLS BF H R ER SO BB IBB HBP BLK WP HR S P ERA WHIP	IP WLS BF H R ER SO BB IBB HBP BLK WP HR S P ERA WHIP	IP WLS BF H R ER SO BB IBB HBP BLK WP HR S P ERA WHIP	IP WLS BF H R ER SO BB IBB HBP BLK WP HR S P ERA WHIP	IP WLS BF H R ER SO BB IBB HBP BLK WP HR S P ERA WHIP	IP WLS BF H R ER SO BB IBB HBP BLK WP HR S P ERA WHIP	IP WLS BF H R ER SO BB IBB HBP BLK WP HR S P ERA WHIP				
40 Randal Delgado, R ERA: 13.5	3.0	14	3	3	2	2	1	0	0	0	0	0	0	0	17	21	6.00	1.333					
38 Anthony Varvaro, R ERA: 6.0	1.0	3	0	0	0	1	0	0	0	0	0	0	0	0	5	5	0.00	0.000					
34 Eric O'Flaherty, L ERA: 9.0	1.0	5	2	0	0	2	0	0	0	0	0	0	0	0	9	9	0.00	2.000					
39 Jonny Venters, L ERA: 4.5	1.0	3	0	0	0	3	0	0	0	0	0	0	0	0	9	9	0.00	0.000					
46 Craig Kimbrel, R ERA:	1.0	4	0	0	0	1	1	0	0	0	0	0	0	0	5	9	0.00	1.000					
52 Robert Fish, L ERA: 9.0	1.0	L	6	3	2	1	0	0	0	0	0	0	0	0	0	0	0	0	0	8	8	18.00	3.000
72 Jason Rice, R ERA: 19.29	1.0	3	0	0	0	0	0	0	0	0	0	0	0	0	3	3	0.00	0.000					

Batter	1	2	3	4	5	6	7	8	9	AB	R	H	RBI	BB	SO	LOB	BOTTOM						
67 Andrelton Simmons, R OBP: 0.400, SLG: 0.556										4	1	1	0	0	1	3	New York Mets @ Atlanta Braves Champion Stadium, Lake Buena Vista, FL Fri Mar 09 2012, 1:18 PM - 4:00 PM EST Att: 6,545 - Partly Cloudy - 79 F						
14 Martín Prado, R OBP: 0.368, SLG: 0.444										4	1	3	0	0	0	0							
16 Brian McCann, L OBP: 0.400, SLG: 0.333 71 Ernesto Mejia, R OBP: 0.200, SLG: 0.333										3	0	0	1	0	0	2							
26 Dan Uggla, R OBP: 0.500, SLG: 0.818 90 Joe Leonard, R OBP: 1.000, SLG: 1.000										3	0	1	1	0	1	1							
10 Chipper Jones, S 7. PR 91 Matt Lipka, R										2	0	0	0	1	0	1							
20 Eric Hinske, L OBP: 0.333, SLG: 0.417 76 Matt Kennelly, R										3	0	0	0	0	0	1							
22 Jason Heyward, L OBP: 0.278, SLG: 0.294 98 Tommy La Stella, L										3	0	2	0	0	1	0							
78 Stefan Gartrell, R OBP: 0.417, SLG: 0.125										3	0	0	0	0	1	1							
79 Todd Cunningham, S (1, 8) (8, 9)										2	0	0	1	0	1	0							
										1B: 5	SF: 1	WP: 0	PA: 35										
Inning Stats	R: 1 E: 0 K: 1 S: 7	H: 2 LOB: 1 BB: 0 P: 7	R: 0 E: 0 K: 0 S: 3	H: 1 LOB: 0 BB: 0 P: 4	R: 1 E: 0 K: 1 S: 7	H: 2 LOB: 1 BB: 0 P: 7	R: 0 E: 0 K: 1 S: 5	H: 0 LOB: 0 BB: 0 P: 5	R: 0 E: 0 K: 1 S: 5	H: 0 LOB: 0 BB: 0 P: 3	R: 0 E: 0 K: 0 S: 4	H: 1 LOB: 3 BB: 1 P: 9	R: 0 E: 0 K: 0 S: 4	H: 2 LOB: 1 BB: 0 P: 4	R: 0 E: 0 K: 1 S: 5	H: 0 LOB: 0 BB: 0 P: 5	2B: 3 3B: 0 DP: 1 HR: 0	SF: 1 SAC: 0 DP: 1 HBP: 1	WP: 0 PB: 0 SB: 0 CS: 1				
PITCHER	IP WLS BF H R ER SO BB IBB HBP BLK WP HR S P ERA WHIP	IP WLS BF H R ER SO BB IBB HBP BLK WP HR S P ERA WHIP	IP WLS BF H R ER SO BB IBB HBP BLK WP HR S P ERA WHIP	IP WLS BF H R ER SO BB IBB HBP BLK WP HR S P ERA WHIP	IP WLS BF H R ER SO BB IBB HBP BLK WP HR S P ERA WHIP	IP WLS BF H R ER SO BB IBB HBP BLK WP HR S P ERA WHIP	IP WLS BF H R ER SO BB IBB HBP BLK WP HR S P ERA WHIP	IP WLS BF H R ER SO BB IBB HBP BLK WP HR S P ERA WHIP	IP WLS BF H R ER SO BB IBB HBP BLK WP HR S P ERA WHIP	IP WLS BF H R ER SO BB IBB HBP BLK WP HR S P ERA WHIP	IP WLS BF H R ER SO BB IBB HBP BLK WP HR S P ERA WHIP	IP WLS BF H R ER SO BB IBB HBP BLK WP HR S P ERA WHIP	IP WLS BF H R ER SO BB IBB HBP BLK WP HR S P ERA WHIP	IP WLS BF H R ER SO BB IBB HBP BLK WP HR S P ERA WHIP	IP WLS BF H R ER SO BB IBB HBP BLK WP HR S P ERA WHIP	IP WLS BF H R ER SO BB IBB HBP BLK WP HR S P ERA WHIP	IP WLS BF H R ER SO BB IBB HBP BLK WP HR S P ERA WHIP	IP WLS BF H R ER SO BB IBB HBP BLK WP HR S P ERA WHIP	IP WLS BF H R ER SO BB IBB HBP BLK WP HR S P ERA WHIP				
35 Dillon Gee, R ERA: 5.4	3.0	13	5	2	2	2	0	0	0	0	0	0	0	0	17	18	6.00	1.667					
70 Matt Harvey, R ERA:	2.0	H	6	0	0	0	1	0	0	0	0	0	0	0	8	8	0.00	0.000					
38 Garrett Olson, L ERA:	1.0	H	3	0	0	0	1	0	0	0	0	0	0	0	5	5	0.00	0.000					
36 Chuck James, L ERA: 5.4	1.0	H	3	1	1	1	0	0	0	0	0	0	0	0	2	6	27.00	6.000					
56 Fernando Cabrera, R ERA: 3.38	0.2	W	3	0	0	0	0	0	0	0	0	0	0	0	2	3	0.00	0.000					
64 Josh Stinson, R ERA:	1.0	H	4	2	0	0	0	0	0	0	0	0	0	0	0	0	0	0	0	4	4	0.00	2.000
87 Josh Edgin, L ERA:	1.0	S	3	0	0	0	0	0	0	0	0	0	0	0	5	5	0.00	0.000					

AB	36
R	5
H	8
RBI	5
BB	2
SO	10
LOB	12

AB	32
R	3
H	8
RBI	3
BB	1
SO	5
LOB	12




Batter	1	2	3	4	5	6	7	8	9	AB	R	H	RBI	BB	SO	LOB	TOP					
11 Brett Gardner, L OBP: 0.267, SLG: 0.357										3	1	1	0	1	0	4	New York Yankees @ Atlanta Braves Champion Stadium, Lake Buena Vista, FL Sat Mar 10 2012, 1:11 PM - 4:26 PM EST Att: 10,755 - Partly Cloudy - 75 F					
81 Melky Mesa, R OBP: 0.222, SLG: 0.250										1	1	0	1	0	0	1						
22 Andrew Jones, R OBP: 0.200, SLG: 0.077										3	1	0	0	1	2	2						
89 Kyle Higashioka, R OBP: 0.500, SLG: 0.500										2	1	1	0	0	0	1						
13 Alex Rodriguez, R OBP: 0.333, SLG: 1.000										3	0	1	2	0	1	1						
68 Brandon Laird, R OBP: 0.300, SLG: 0.222										3	1	1	0	0	0	1						
25 Mark Teixeira, S OBP: 0.500, SLG: 0.333										1	0	1	1	2	0	0						
87 Jose Gil, R OBP: 0.500, SLG: 1.200										2	0	2	1	0	0	0						
27 Raul Ibanez, L OBP: 0.133, SLG: 0.200										4	0	1	0	0	0	4						
67 Colin Curtis, L OBP: 0.375, SLG: 0.833										0	0	0	1	0	0	0						
17 Francisco Cervelli, R OBP: 0.500, SLG: 0.500										3	1	0	0	0	2	2						
90 Gary Sanchez, R OBP: 0.500, SLG: 0.500										2	0	2	1	0	0	0						
40 Bill Hall, R OBP: 0.091, SLG: 0.091										1	0	0	0	2	1	1						
80 David Adams, R OBP: 0.125, SLG: 0.250										2	0	0	0	0	0	3						
64 Justin Maxwell, R OBP: 0.385, SLG: 0.364										2	0	1	1	1	1	3						
83 Zolto Almonte, S OBP: 0.500, SLG: 0.750										2	1	1	0	0	1	0						
74 Doug Bernier, R OBP: 0.444, SLG: 0.500										2	1	1	0	0	0	1						
60 Jayson Nix, R OBP: 0.333, SLG: 0.455										2	0	2	0	0	0	0						
Inning Stats	R: 2 E: 0 K: 2 S: 9	H: 2 LOB: 3 BB: 3 P: 21	R: 1 E: 0 K: 0 S: 5	H: 3 LOB: 2 BB: 1 P: 9	R: 0 E: 0 K: 1 S: 4	H: 0 LOB: 2 BB: 2 P: 13	R: 0 E: 0 K: 2 S: 7	H: 0 LOB: 1 BB: 1 P: 11	R: 1 E: 1 K: 1 S: 7	H: 1 LOB: 1 BB: 0 P: 9	R: 0 E: 0 K: 1 S: 6	H: 1 LOB: 0 BB: 0 P: 6	R: 0 E: 0 K: 1 S: 5	H: 1 LOB: 0 BB: 0 P: 5	R: 3 E: 0 K: 0 S: 8	H: 5 LOB: 2 BB: 0 P: 8	R: 1 E: 0 K: 0 S: 5	H: 2 LOB: 1 BB: 0 P: 5	1B: 12 2B: 3 3B: 0 HR: 0	SF: 2 SAC: 0 DP: 3 HBP: 1	WP: 1 PB: 0 SB: 1 CS: 0	PA: 48
PITCHER	IP WLS BF H R ER SO BB IBB HBP BLK WP HR S P ERA WHIP	2.1 L 17 5 3 3 3 6 0 0 0 0 0 0 17 41 11.57 4.714	3.1 L 17 6 0 0 2 1 0 1 0 0 0 8 13 0.00 0.600	5.1 L 17 9 2 1 2 0 0 0 0 1 0 13 15 0.00 1.000	7.1 L 17 3 1 0 1 0 0 0 0 0 0 5 5 0.00 1.000	8.1 L 17 7 4 4 0 0 0 0 0 0 13 13 18.00 3.500	PITCHER										IP WLS BF H R ER SO BB IBB HBP BLK WP HR S P ERA WHIP					


Batter	1	2	3	4	5	6	7	8	9	AB	R	H	RBI	BB	SO	LOB	BOTTOM
24 Michael Bourn, L OBP: 0.316, SLG: 0.444										3	1	2	0	0	1	0	New York Yankees @ Atlanta Braves Champion Stadium, Lake Buena Vista, FL Sat Mar 10 2012, 1:11 PM - 4:26 PM EST Att: 10,755 - Partly Cloudy - 75 F
74 Jordan Pizarro, R OBP: 0.556, SLG: 0.500										2	0	1	0	0	0	1	
14 Martin Prado, R OBP: 0.455, SLG: 0.474										1	0	1	1	2	0	0	
30 Luis Durango, S OBP: 0.692, SLG: 0.500										1	1	0	0	1	0	1	
16 Brian McCann, L OBP: 0.353, SLG: 0.286										2	0	0	0	0	0	3	
23 Matt Diaz, R OBP: 0.316, SLG: 0.294										2	1	2	0	1	0	0	
26 Dan Uggla, R OBP: 0.471, SLG: 0.692										2	0	0	0	1	1	3	
4 Drew Sutton, S OBP: 0.500, SLG: 0.545										1	0	0	0	1	1	2	
10 Chipper Jones, S OBP: 0.364, SLG: 0.500										2	0	0	0	1	1	2	
67 Andrelton Simmons, R OBP: 0.364, SLG: 0.500										1	0	0	1	0	0	2	
5 Freddie Freeman, L OBP: 0.133, SLG: 0.071										3	0	0	0	0	2	2	
73 Joey Terdoslavich, S OBP: 0.462, SLG: 0.583										1	0	1	1	0	0	0	
1 Tyler Pastornicky, R OBP: 0.192, SLG: 0.300										3	0	0	0	0	0	0	
71 Ernesto Mejia, R OBP: 0.182, SLG: 0.300										1	0	0	0	0	1	2	
7 J.C. Boscan, R OBP: 0.400, SLG: 0.250										3	0	0	0	0	0	0	
69 Evan Gattis, R OBP: 0.400, SLG: 0.250										1	0	0	0	0	0	2	
17 Jose Constanza, L OBP: 0.143, SLG: 0.143										4	0	1	0	0	1	0	
Inning Stats	R: 1 E: 1 K: 1 S: 7	H: 2 LOB: 2 BB: 1 P: 11	R: 0 E: 0 K: 0 S: 4	H: 1 LOB: 0 BB: 0 P: 4	R: 0 E: 0 K: 1 S: 5	H: 1 LOB: 2 BB: 2 P: 14	R: 0 E: 0 K: 1 S: 5	H: 0 LOB: 0 BB: 0 P: 5	R: 0 E: 0 K: 2 S: 7	H: 0 LOB: 2 BB: 2 P: 15	R: 0 E: 0 K: 1 S: 5	H: 0 LOB: 0 BB: 0 P: 5	R: 0 E: 0 K: 1 S: 3	H: 0 LOB: 0 BB: 0 P: 3			

Batter	1	2	3	4	5	6	7	8	9	AB	R	H	RBI	BB	SO	LOB	TOP										
1 Tyler Pastornicky, R OBP: 0.148, SLG: 0.115										4	1	1	0	0	0	2	Atlanta Braves @ Toronto Blue Jays Florida Auto Exchange Stadium, Dunedin, FL Sun Mar 11 2012, 1:08 PM - 3:42 PM EDT Att: 3,205 - Sunny - 77 F										
22 Jason Heyward, L OBP: 0.227, SLG: 0.238 91 Matt Lipka, R										4	0	0	1	0	2	3											
16 Brian McCann, L OBP: 0.300, SLG: 0.235 69 Evan Gattis, R OBP: 0.500, SLG: 0.600										3	0	0	0	0	1	1											
26 Dan Uggla, R OBP: 0.450, SLG: 0.625 90 Elmer Reyes, R OBP: 1.000, SLG: 2.000										3	0	1	0	0	1	0											
20 Eric Hinske, L OBP: 0.333, SLG: 0.600 81 William Beckwith, L										3	1	1	1	0	0	1											
23 Matt Diaz, R OBP: 0.273, SLG: 0.250 79 Todd Cunningham, S(7.7)										3	0	0	0	0	2	0											
74 Jordan Parraz, R OBP: 0.385, SLG: 0.333										4	0	0	0	0	2	0											
73 Joey Terdoslavich, S OBP: 0.353, SLG: 0.438										4	0	0	0	0	2	0											
68 Christian Bethancourt, R(1.2) OBP: 0.273, SLG: 0.444 76 Matt Kennelly, R (8.2)										3	2	3	0	0	0	0											
Inning Stats	R: 0 E: 1 K: 1 S: 5	H: 0 LOB: 0 BB: 0 P: 7	R: 0 E: 0 K: 2 S: 7	H: 0 LOB: 0 BB: 0 P: 7	R: 0 E: 0 K: 1 S: 6	H: 1 LOB: 1 BB: 0 P: 6	R: 0 E: 0 K: 1 S: 6	H: 1 LOB: 1 BB: 0 P: 6	R: 0 E: 0 K: 3 S: 9	H: 0 LOB: 0 BB: 0 P: 9	R: 1 E: 0 K: 0 S: 4	H: 1 LOB: 0 BB: 0 P: 4	R: 1 E: 0 K: 0 S: 5	H: 1 LOB: 0 BB: 0 P: 5	R: 3 E: 0 K: 2 S: 11	H: 4 LOB: 2 BB: 1 P: 15	R: 0 E: 0 K: 1 S: 5	H: 0 LOB: 0 BB: 0 P: 5	1B: 4 2B: 3 3B: 0 HR: 1	SF: 0 SAC: 0 DP: 0 HBP: 0	WP: 0 PB: 0 SB: 1 CS: 1	PA: 36					
PITCHER	IP	WLS	BF	H	R	ER	SO	BB	IBB	HBP	BLK	WP	HR	S	P	ERA	WHIP										
24 Ricky Romero, L ERA: 3.00	3.0		10	2	1	0	4	0	0	0	0	0	0	18	20	0.00	0.333										
70 Chad Jenkins, R ERA: 1.5	3.0	W	11	2	1	1	4	0	0	0	0	0	0	19	19	3.00	0.667										
38 Darren Oliver, L ERA: 12.0	1.0		4	1	1	1	0	0	0	0	0	0	1	5	5	9.00	1.000										
54 Jason Frasor, R ERA: 9.0	1.0		8	4	3	3	2	1	0	0	0	0	0	11	15	27.00	5.000										
59 Jim Hoey, R ERA:	1.0		3	0	0	0	1	0	0	0	0	0	0	5	5	0.00	0.000										

Batter	1	2	3	4	5	6	7	8	9	AB	R	H	RBI	BB	SO	LOB	BOTTOM										
5 Yunel Escobar, R OBP: 0.278, SLG: 0.294 3 Adeiny Hechavarría, R OBP: 0.333, SLG: 0.371										2	0	1	0	0	1	0	Atlanta Braves @ Toronto Blue Jays Florida Auto Exchange Stadium, Dunedin, FL Sun Mar 11 2012, 1:08 PM - 3:42 PM EDT Att: 3,205 - Sunny - 77 F										
8 Ben Francisco, R OBP: 0.250, SLG: 0.250 10 Edwin Encarnación, R OBP: 0.388, SLG: 0.412										2	1	0	0	1	0	1											
19 José Bautista, R OBP: 0.500, SLG: 0.933 John Tolisano, S										3	0	1	1	0	1	1											
26 Adam Lind, L OBP: 0.444, SLG: 0.500 66 Mike McDade, S										3	1	1	0	0	0	2											
13 Brett Lawrie, R OBP: 0.600, SLG: 0.842 17 Omar Vizquel, S OBP: 0.556, SLG: 0.625 59 Jim Hoey, R										3	1	3	1	0	0	0											
2 Kelly Johnson, L OBP: 0.294, SLG: 0.333 62 Jonathan Diaz, R OBP: 0.400, SLG: 0.700										2	1	1	1	0	0	1											
9 J.P. Arencibia, R OBP: 0.176, SLG: 0.375 71 A.J. Jimenez, R OBP: 0.600, SLG: 0.500										3	1	1	1	0	1	4											
28 Colby Rasmus, L OBP: 0.278, SLG: 0.214 18 Mike McCoy, R OBP: 0.333, SLG: 0.364										1	0	1	0	0	0	0											
14 Eric Thames, L OBP: 0.368, SLG: 0.529 Michael Crouse, R										2	0	0	1	0	1	2											
Inning Stats	R: 0 E: 0 K: 1 S: 6	H: 1 LOB: 1 BB: 0 P: 6	R: 0 E: 0 K: 2 S: 9	H: 1 LOB: 2 BB: 1 P: 13	R: 0 E: 0 K: 1 S: 5	H: 0 LOB: 0 BB: 0 P: 5	R: 3 E: 0 K: 1 S: 9	H: 4 LOB: 1 BB: 0 P: 9	R: 2 E: 0 K: 0 S: 5	H: 2 LOB: 2 BB: 1 P: 9	R: 0 E: 0 K: 2 S: 7	H: 0 LOB: 0 BB: 0 P: 7	R: 4 E: 2 K: 0 S: 6	H: 3 LOB: 2 BB: 2 P: 16	R: 0 E: 0 K: 1 S: 5	H: 0 LOB: 1 BB: 1 P: 9	1B: 5 2B: 5 3B: 1 HR: 0	SF: 1 SAC: 0 DP: 1 HBP: 1	WP: 1 PB: 0 SB: 0 CS: 0	PA: 41							
PITCHER	IP	WLS	BF	H	R	ER	SO	BB	IBB	HBP	BLK	WP	HR	S	P	ERA	WHIP										
77 Sean Gilmartin, L ERA:	2.0		10	4	3	3	2	0	0	0	0	0	0	14	14	13.50	2.000										
62 Todd Redmond, R ERA: 9.0	2.0	L	10	4	3	3	2	0	0	0	0	0	0	12	16	9.00	1.500										
57 Jairo Asencio, R ERA: 5.4	0.1		8	3	4	4	0	2	0	1	0	0	0	5	15	108.00	15.000										
64 Jaye Chapman, R ERA: 16.2	1.2		5	0	0	0	1	1	0	0	0	0	0	6	10	0.00	0.600										



Batter	1	2	3	4	5	6	7	8	9	AB R H RBI BB SO LOB	TOP																								
												<p>Toronto Blue Jays @ Atlanta Braves Champion Stadium, Lake Buena Vista, FL Sun Mar 11 2012, 1:05 PM EDT</p> <p>livebaseballscorecards.com</p> <p>AB 0 R 0 H 0 RBI 0 BB 0 SO 0 LOB 0</p> 																							
Inning Stats											1B: 0 SF: 0 WP: 0 PA: 0 2B: 0 SAC: 0 FB: 0 3B: 0 DP: 0 SB: 0 HR: 0 HBP: 0 CS: 0																								
PITCHER	IP	WLS	BF	H	R	ER	SO	BB	IBB	HBP	BLK	WP	HR	S	P	ERA	WHIP	PITCHER	IP	WLS	BF	H	R	ER	SO	BB	IBB	HBP	BLK	WP	HR	S	P	ERA	WHIP

Batter	1	2	3	4	5	6	7	8	9	AB R H RBI BB SO LOB	BOTTOM																								
												<p>Toronto Blue Jays @ Atlanta Braves Champion Stadium, Lake Buena Vista, FL Sun Mar 11 2012, 1:05 PM EDT</p> <p>livebaseballscorecards.com</p> <p>AB 0 R 0 H 0 RBI 0 BB 0 SO 0 LOB 0</p> 																							
Inning Stats											1B: 0 SF: 0 WP: 0 PA: 0 2B: 0 SAC: 0 FB: 0 3B: 0 DP: 0 SB: 0 HR: 0 HBP: 0 CS: 0																								
PITCHER	IP	WLS	BF	H	R	ER	SO	BB	IBB	HBP	BLK	WP	HR	S	P	ERA	WHIP	PITCHER	IP	WLS	BF	H	R	ER	SO	BB	IBB	HBP	BLK	WP	HR	S	P	ERA	WHIP

Batter	1	2	3	4	5	6	7	8	9	10	AB	R	H	RBI	BB	SO	LOB	TOP			
24 Michael Bourn, L (1.8) OBP: 0.296, SLG: 0.360 30 Luis Durango, S (8.8) OBP: 0.692, SLG: 0.500											3	1	0	0	1	2	2				
14 Martin Prado, R (1.5) OBP: 0.467, SLG: 0.481 73 Joey Terdoslavich, S (8.5) OBP: 0.333, SLG: 0.412											4	0	1	0	0	0	3				
16 Brian McCann, L (1.2) OBP: 0.304, SLG: 0.250 4 Drew Sutton, S (8.4) OBP: 0.529, SLG: 0.538											3	0	1	1	0	0	1				
26 Dan Uggla, R (1.4) OBP: 0.444, SLG: 0.524 68 Christian Bethancourt, R (8.2) OBP: 0.333, SLG: 0.800											3	0	1	0	0	2	2				
5 Freddie Freeman, L (1.3) OBP: 0.174, SLG: 0.136 71 Ernesto Mejia, R (9.3) OBP: 0.182, SLG: 0.300											4	0	0	0	0	0	3				
23 Matt Diaz, R (1.7) OBP: 0.231, SLG: 0.208 74 Jordan Parraz, R (9.7) OBP: 0.429, SLG: 0.538											4	0	0	0	0	1	1				
22 Jason Heyward, L (1.10) OBP: 0.200, SLG: 0.179											4	0	0	0	0	2	1				
1 Tyler Pastornicky, R (1.6) OBP: 0.129, SLG: 0.100											4	0	0	0	0	0	0				
17 Jose Constanza, L (1.9) OBP: 0.222, SLG: 0.176											3	0	1	0	1	1	0				
Inning Stats	R: 0 E: 0 K: 1 S: 5	H: 0 LOB: 0 BB: 0 P: 5	R: 0 E: 0 K: 2 S: 7	H: 0 LOB: 0 BB: 1 P: 7	R: 0 E: 0 K: 1 S: 5	H: 0 LOB: 0 BB: 0 P: 5	R: 1 E: 0 K: 1 S: 6	H: 2 LOB: 1 BB: 1 P: 10	R: 0 E: 0 K: 1 S: 5	H: 0 LOB: 0 BB: 0 P: 5	R: 0 E: 0 K: 0 S: 4	H: 1 LOB: 1 BB: 0 P: 4	R: 0 E: 0 K: 1 S: 5	H: 0 LOB: 1 BB: 1 P: 9	R: 1 E: 0 K: 1 S: 5	H: 1 LOB: 0 BB: 0 P: 5	1B: 4 2B: 0 3B: 0 HR: 1	SF: 0 SAC: 0 DP: 2 HBP: 0	WP: 0 PB: 1 SB: 0 CS: 0	PA: 36	
PITCHER	IP 4.0	WLS 14	BF 14	H 2	R 1	ER 1	SO 5	BB 1	IBB 0	HBP 0	BLK 0	WP 0	HR 0	S 23	P 27	ERA 2.25	WHIP 0.750				
38 Carlos Zambrano, R (1.1) ERA: 6.75																					
21 Heath Bell, R (5.1) ERA:	1.0	3	0	0	0	1	0	0	0	0	0	0	0	5	5	0.00	0.000				
58 Ryan Webb, R (6.1) ERA:	2.0	8	2	0	0	0	0	0	0	0	0	0	0	8	8	0.00	1.000				
40 Mike Dunn, L (8.1) ERA: 6.75	1.0	H	4	0	0	1	1	0	0	0	0	0	0	5	9	0.00	1.000				
71 Evan Reed, R (9.1) ERA: 4.5	1.0	B	4	1	1	1	1	0	0	0	0	0	1	6	7	9.00	1.000				

Atlanta Braves @ Miami Marlins
Roger Dean Stadium, Jupiter, FL
Tue Mar 13 2012, 1:07 PM - 4:01 PM EDT
Att: 4,313 - Partly Cloudy - 77 F

AB 34
R 2
H 5
RBI 2
BB 2
SO 9
LOB 13



Batter	1	2	3	4	5	6	7	8	9	10	AB	R	H	RBI	BB	SO	LOB	BOTTOM				
6 Scott Cousins, L (1.9) OBP: 0.421, SLG: 0.438 78 Kevin Mattison, L (7.9) OBP: 0.333, SLG: 0.167											3	0	1	0	0	2	1					
22 Donnie Murphy, R (1.4) OBP: 0.313, SLG: 0.467 73 Donovan Solano, R (7.4) OBP: 0.538, SLG: 0.583											3	0	0	0	0	1	1					
2 Hanley Ramirez, R (1.5) OBP: 0.571, SLG: 0.917 54 Matt Dominguez, R (8.5) OBP: 0.333, SLG: 0.250											3	1	1	0	0	0	0					
5 Logan Morrison, L (1.10) OBP: 0.607, SLG: 1.000 84 Kyle Jensen, R (7. PR) OBP: 0.300, SLG: 0.250											2	0	1	1	1	0	0					
65 Terry Tiffee, S (10. PR) OBP: 0.056, SLG: 0.056											0	0	0	0	0	0	0					
15 Gaby Sanchez, R (1.3) OBP: 0.357, SLG: 0.182 79 Jeff Dominguez, S (7. PR) OBP: 0.200, SLG: 0.400											3	0	1	0	0	0	2					
14 John Buck, R (1.2) OBP: 0.333, SLG: 0.333 74 Kyle Skipworth, L (8.2)											3	0	1	1	0	1	1					
33 Aaron Rowand, R (1.8) OBP: 0.156, SLG: 0.059											4	0	0	0	1	3						
11 Bryan Petersen, L (1.7) OBP: 0.400, SLG: 0.357											3	0	2	0	1	0	1					
3 Nick Green, R (1.6) OBP: 0.111, SLG: 0.111 63 Gil Velazquez, R (7.6) OBP: 0.162, SLG: 0.100											2	0	0	0	1	1						
Inning Stats	R: 0 E: 0 K: 2 S: 7	H: 0 LOB: 0 BB: 0 P: 7	R: 0 E: 0 K: 1 S: 4	H: 0 LOB: 0 BB: 1 P: 8	R: 0 E: 0 K: 1 S: 6	H: 1 LOB: 1 BB: 0 P: 6	R: 0 E: 0 K: 0 S: 3	H: 0 LOB: 0 BB: 0 P: 3	R: 0 E: 0 K: 0 S: 4	H: 1 LOB: 1 BB: 0 P: 4	R: 0 E: 0 K: 1 S: 5	H: 1 LOB: 3 BB: 3 P: 19	R: 0 E: 0 K: 1 S: 6	H: 2 LOB: 2 BB: 1 P: 10	R: 0 E: 0 K: 0 S: 3	H: 1 LOB: 0 BB: 0 P: 3	R: 0 E: 0 K: 2 S: 7	H: 0 LOB: 2 BB: 0 P: 9	1B: 6 2B: 3 3B: 0 HR: 0	SF: 0 SAC: 0 DP: 3 HBP: 2	WP: 1 PB: 0 SB: 2 CS: 0	PA: 41
PITCHER	IP 4.0	WLS 13	BF 13	H 1	R 0	ER 0	SO 4	BB 1	IBB 0	HBP 0	BLK 0	WP 0	HR 0	S 20	P 24	ERA 0.00	WHIP 0.500					
36 Mike Minor, L (1.1) ERA:																						
54 Kris Medlen, R (5.1) ERA: 2.25	2.0	H	7	2	0	0	1	0	0	0	0	0	0	9	9	0.00	1.000					
38 Anthony Varvaro, R (7.1) ERA: 9.82	0.2	B	7	3	2	2	1	2	0	0	0	1	0	7	16	27.00	7.500					
63 Erik Cordier, R (7.1) ERA: 2.08	0.1		1	0	0	0	1	0	0	0	0	0	0	3	3	0.00	0.000					
52 Robert Fish, L (8.1) ERA: 6.0	1.0		5	2	0	0	1	1	0	0	0	0	0	6	10	0.00	3.000					

Atlanta Braves @ Miami Marlins
Roger Dean Stadium, Jupiter, FL
Tue Mar 13 2012, 1:07 PM - 4:01 PM EDT
Att: 4,313 - Partly Cloudy - 77 F

AB 35
R 2
H 9
RBI 2
BB 4
SO 10
LOB 21



Batter	1	2	3	4	5	6	7	8	9	AB	R	H	RBI	BB	SO	LOB	TOP				
20 Ian Desmond, R OBP: 0.192, SLG: 0.269 13 Andrés Blanco, S OBP: 0.133, SLG: 0.286										3	0	1	0	0	2	0	Washington Nationals @ Atlanta Braves Champion Stadium, Lake Buena Vista, FL Wed Mar 14, 2012, 6:09 PM - 8:44 PM EDT Att: 7,902 - Partly Cloudy - 79 F				
1 Steve Lombardozzi, S OBP: 0.250, SLG: 0.257										5	0	1	0	0	0	0					
7 Mark DeRosa, R OBP: 0.225, SLG: 0.700 15 Brett Carroll, R OBP: 0.308, SLG: 0.261										2	1	0	0	1	0	1					
25 Adam LaRoche, L OBP: 0.375, SLG: 0.167 57 Tyler Moore, R OBP: 0.316, SLG: 0.389										2	0	0	0	1	1	1					
18 Chad Tracy, L OBP: 0.250, SLG: 0.409										4	2	2	3	0	1	1					
34 Bryce Harper, L OBP: 0.487, SLG: 0.385 12 Jason Michaels, R OBP: 0.409, SLG: 0.316										2	0	0	0	1	1	1					
26 Jesus Flores, R OBP: 0.490, SLG: 0.739 64 Carlos Maldonado, R OBP: 0.625, SLG: 1.200										3	1	3	1	0	0	0					
30 Mark Teahen, L OBP: 0.174, SLG: 0.100										3	0	0	0	1	0	4					
55 Eury Pérez, R OBP: 0.368, SLG: 0.389										4	0	0	0	0	1	5					
Inning Stats	R: 0 E: 0 K: 1 S: 4	H: 2 LOB: 0 BB: 0 P: 5	R: 0 E: 0 K: 1 S: 6	H: 1 LOB: 2 BB: 1 P: 10	R: 0 E: 0 K: 1 S: 5	H: 0 LOB: 0 BB: 0 P: 5	R: 3 E: 0 K: 0 S: 8	H: 2 LOB: 0 BB: 1 P: 14	R: 0 E: 0 K: 2 S: 7	H: 0 LOB: 0 BB: 0 P: 7	R: 0 E: 0 K: 0 S: 4	H: 1 LOB: 2 BB: 1 P: 8	R: 2 E: 0 K: 2 S: 10	H: 3 LOB: 3 BB: 2 P: 19	R: 0 E: 0 K: 0 S: 3	H: 0 LOB: 0 BB: 0 P: 3		1B: 6 2B: 1 3B: 0 HR: 2	SF: 0 SAC: 0 DP: 1 HBP: 0	WP: 1 PB: 0 SB: 0 CS: 1	PA: 39
PITCHER	IP WLS BF H R ER SO BB IBB HBP BLK WP HR S P ERA WHIP	IP WLS BF H R ER SO BB IBB HBP BLK WP HR S P ERA WHIP	IP WLS BF H R ER SO BB IBB HBP BLK WP HR S P ERA WHIP	IP WLS BF H R ER SO BB IBB HBP BLK WP HR S P ERA WHIP	IP WLS BF H R ER SO BB IBB HBP BLK WP HR S P ERA WHIP	IP WLS BF H R ER SO BB IBB HBP BLK WP HR S P ERA WHIP	IP WLS BF H R ER SO BB IBB HBP BLK WP HR S P ERA WHIP	IP WLS BF H R ER SO BB IBB HBP BLK WP HR S P ERA WHIP	IP WLS BF H R ER SO BB IBB HBP BLK WP HR S P ERA WHIP	IP WLS BF H R ER SO BB IBB HBP BLK WP HR S P ERA WHIP	IP WLS BF H R ER SO BB IBB HBP BLK WP HR S P ERA WHIP	IP WLS BF H R ER SO BB IBB HBP BLK WP HR S P ERA WHIP	IP WLS BF H R ER SO BB IBB HBP BLK WP HR S P ERA WHIP	IP WLS BF H R ER SO BB IBB HBP BLK WP HR S P ERA WHIP	IP WLS BF H R ER SO BB IBB HBP BLK WP HR S P ERA WHIP	IP WLS BF H R ER SO BB IBB HBP BLK WP HR S P ERA WHIP	IP WLS BF H R ER SO BB IBB HBP BLK WP HR S P ERA WHIP	IP WLS BF H R ER SO BB IBB HBP BLK WP HR S P ERA WHIP	IP WLS BF H R ER SO BB IBB HBP BLK WP HR S P ERA WHIP	IP WLS BF H R ER SO BB IBB HBP BLK WP HR S P ERA WHIP	IP WLS BF H R ER SO BB IBB HBP BLK WP HR S P ERA WHIP

Batter	1	2	3	4	5	6	7	8	9	AB	R	H	RBI	BB	SO	LOB	BOTTOM				
67 Andrelton Simmons, R OBP: 0.388, SLG: 0.412										5	0	2	0	0	1	2	Washington Nationals @ Atlanta Braves Champion Stadium, Lake Buena Vista, FL Wed Mar 14, 2012, 6:09 PM - 8:44 PM EDT Att: 7,902 - Partly Cloudy - 79 F				
10 Chipper Jones, S OBP: 0.286, SLG: 0.091 4 Drew Sutton, S OBP: 0.526, SLG: 0.533										3	0	1	0	0	1	2					
16 Brian McCann, L OBP: 0.395, SLG: 0.286 69 Evan Gattis, R OBP: 0.500, SLG: 0.571										1	1	1	0	2	0	0					
26 Dan Uggla, R OBP: 0.453, SLG: 0.652 73 Joey Tordesillas, S OBP: 0.316, SLG: 0.389										2	1	1	3	0	0	2					
5 Freddie Freeman, L OBP: 0.148, SLG: 0.115 71 Ernesto Mejia, R OBP: 0.182, SLG: 0.300										4	0	0	0	0	2	5					
20 Eric Hinske, L OBP: 0.320, SLG: 0.476 74 Jordan Parraz, R OBP: 0.467, SLG: 0.786										3	0	0	0	0	1	2					
22 Jason Heyward, L OBP: 0.242, SLG: 0.355 17 Jose Constanza, L OBP: 0.263, SLG: 0.222										3	1	2	1	0	0	0					
8 David Ross, R OBP: 0.278, SLG: 0.133										3	0	0	0	1	1	2					
30 Luis Durango, S OBP: 0.647, SLG: 0.500										4	1	2	1	0	0	2					
Inning Stats	R: 2 E: 0 K: 1 S: 9	H: 2 LOB: 0 BB: 0 P: 10	R: 0 E: 0 K: 0 S: 3	H: 0 LOB: 0 BB: 0 P: 3	R: 1 E: 0 K: 0 S: 5	H: 2 LOB: 2 BB: 1 P: 9	R: 1 E: 0 K: 0 S: 4	H: 1 LOB: 1 BB: 1 P: 10	R: 0 E: 0 K: 2 S: 8	H: 1 LOB: 2 BB: 1 P: 12	R: 0 E: 0 K: 1 S: 6	H: 2 LOB: 1 BB: 0 P: 6	R: 2 E: 0 K: 1 S: 10	H: 4 LOB: 2 BB: 0 P: 11	R: 0 E: 0 K: 0 S: 3	H: 0 LOB: 0 BB: 0 P: 3		1B: 9 2B: 2 3B: 0 HR: 3	SF: 1 SAC: 0 DP: 1 HBP: 0	WP: 0 PB: 0 SB: 0 CS: 0	PA: 39
PITCHER	IP WLS BF H R ER SO BB IBB HBP BLK WP HR S P ERA WHIP	IP WLS BF H R ER SO BB IBB HBP BLK WP HR S P ERA WHIP	IP WLS BF H R ER SO BB IBB HBP BLK WP HR S P ERA WHIP	IP WLS BF H R ER SO BB IBB HBP BLK WP HR S P ERA WHIP	IP WLS BF H R ER SO BB IBB HBP BLK WP HR S P ERA WHIP	IP WLS BF H R ER SO BB IBB HBP BLK WP HR S P ERA WHIP	IP WLS BF H R ER SO BB IBB HBP BLK WP HR S P ERA WHIP	IP WLS BF H R ER SO BB IBB HBP BLK WP HR S P ERA WHIP	IP WLS BF H R ER SO BB IBB HBP BLK WP HR S P ERA WHIP	IP WLS BF H R ER SO BB IBB HBP BLK WP HR S P ERA WHIP	IP WLS BF H R ER SO BB IBB HBP BLK WP HR S P ERA WHIP	IP WLS BF H R ER SO BB IBB HBP BLK WP HR S P ERA WHIP	IP WLS BF H R ER SO BB IBB HBP BLK WP HR S P ERA WHIP	IP WLS BF H R ER SO BB IBB HBP BLK WP HR S P ERA WHIP	IP WLS BF H R ER SO BB IBB HBP BLK WP HR S P ERA WHIP	IP WLS BF H R ER SO BB IBB HBP BLK WP HR S P ERA WHIP	IP WLS BF H R ER SO BB IBB HBP BLK WP HR S P ERA WHIP	IP WLS BF H R ER SO BB IBB HBP BLK WP HR S P ERA WHIP	IP WLS BF H R ER SO BB IBB HBP BLK WP HR S P ERA WHIP	IP WLS BF H R ER SO BB IBB HBP BLK WP HR S P ERA WHIP	IP WLS BF H R ER SO BB IBB HBP BLK WP HR S P ERA WHIP

AB	34
R	5
H	9
RBI	5
BB	5
SO	7
LOB	16

AB	35
R	6
H	13
RBI	6
BB	3
SO	7
LOB	23



Batter	1	2	3	4	5	6	7	8	9	AB	R	H	RBI	BB	SO	LOB	TOP										
24 Michael Bourn, L (1,8) 17 Jose Constanza, L (8,9) OBP: 0.290, SLG: 0.345 OBP: 0.263, SLG: 0.222	G4-3		SH3-4 14 1B		G5-3			G6-3		4	0	1	1	0	0	0	Atlanta Braves @ Philadelphia Phillies Bright House Field, Clearwater, FL Thu Mar 15 2012, 1:09 PM - 3:35 PM EDT Att: 9,257 - Sunny - 82 F										
14 Martin Prado, R (1,5) 73 Joey Terdoslavich, S (8,5) OBP: 0.454, SLG: 0.433 OBP: 0.316, SLG: 0.389	G5-3		SH3-4			G4-3		F8		3	0	0	0	0	0	0											
10 Chipper Jones, S (1,10) 68 Christian Bethancourt, R, PH (8,8) OBP: 0.236, SLG: 0.071 OBP: 0.308, SLG: 0.727	G4-3		G5-3			F7			K	3	0	0	1	0	0	1											
26 Dan Uggla, R (1,4) 4 Drew Sutton, S (8,4) OBP: 0.424, SLG: 0.731 OBP: 0.500, SLG: 0.500		G4-3	G5-3			HR			K	3	1	1	1	0	0	1											
20 Eric Hinske, L (1,3) 71 Ernesto Mejia, R (8,8) OBP: 0.286, SLG: 0.417 OBP: 0.250, SLG: 0.364		K			K			F8		3	0	0	0	0	2	0											
23 Matt Diaz, R (1,7) OBP: 0.287, SLG: 0.333		HR			P3				L4	3	1	1	1	1	0	1											
22 Jason Heyward, L (1,9) 74 Jordan Parraz, R (8,8) OBP: 0.222, SLG: 0.324 OBP: 0.467, SLG: 0.786		K			K			F9		3	0	0	0	0	2	1											
1 Tyler Pastornicky, R (1,6) OBP: 0.147, SLG: 0.121					P4			G5-4-3		3	1	1	0	0	0	1											
7 J.C. Boscan, R (1,2) 75 José Yépez, R (8,2)					F9			K		3	1	1	0	0	1	0											
										0	0	0	0	0	0	0											
Inning Stats	R: 0 E: 0 K: 0 S: 3	H: 0 LOB: 0 BB: 0 P: 3	R: 1 E: 0 K: 2 S: 8	H: 1 LOB: 0 BB: 0 P: 9	R: 2 E: 0 K: 0 S: 6	H: 3 LOB: 1 BB: 0 P: 6	R: 0 E: 0 K: 2 S: 7	H: 0 LOB: 0 BB: 0 P: 7	R: 0 E: 0 K: 0 S: 3	H: 0 LOB: 0 BB: 0 P: 3	R: 1 E: 0 K: 0 S: 5	H: 1 LOB: 0 BB: 0 P: 5	R: 0 E: 0 K: 0 S: 2	H: 0 LOB: 0 BB: 1 P: 6	R: 0 E: 0 K: 1 S: 5	H: 0 LOB: 0 BB: 0 P: 5	R: 0 E: 0 K: 2 S: 8	H: 1 LOB: 1 BB: 0 P: 8	1B: 4 2B: 0 3B: 0 HR: 2	SF: 0 SAC: 1 DP: 1 HBP: 0	WP: 0 PB: 0 SB: 0 CS: 0	PA: 33					
PITCHER	IP	WLS	BF	H	R	ER	SO	BB	IBB	HBP	BLK	WP	HR	S	P	ERA	WHIP										
56 Joe Blanton, R (1,1) ERA: 2.7	5.0		19	4	3	3	4	0	0	0	0	0	1	27	28	5.40	0.800										
57 David Herndon, R (8,1) ERA: 1.69	1.0	B	4	1	1	1	0	0	0	0	0	0	1	5	5	9.00	1.000										
53 Dontrelle Willis, L (7,1) ERA: 16.89	1.0	W	3	0	0	0	0	1	0	0	0	0	0	2	6	0.00	1.000										
37 Antonio Bastardo, L (8,1) ERA:	1.0	H	3	0	0	0	1	0	0	0	0	0	0	5	5	0.00	0.000										
50 Chad Qualls, R (9,1) ERA: 9.0	1.0	S	4	1	0	0	2	0	0	0	0	0	0	8	8	0.00	1.000										

Batter	1	2	3	4	5	6	7	8	9	AB	R	H	RBI	BB	SO	LOB	BOTTOM										
11 Jimmy Rollins, S (1,6) 12 Troy Hanzawa, R (7,6) OBP: 0.355, SLG: 0.370 OBP: 0.270, SLG: 0.270	K					K		K		4	1	2	1	0	2	1	Atlanta Braves @ Philadelphia Phillies Bright House Field, Clearwater, FL Thu Mar 15 2012, 1:09 PM - 3:35 PM EDT Att: 9,257 - Sunny - 82 F										
27 Placido Polanco, R (1,5) 68 Tim Kennelly, R (7,5) OBP: 0.529, SLG: 0.563 OBP: 1.000, SLG: 1.000	BB	F9				FC5-4				4	1	2	1	0	0	2											
8 Shane Victorino, S (1,8) 21 Rich Thompson, L (7,8) OBP: 0.267, SLG: 0.414 OBP: 0.100, SLG: 0.100	BB					G3		K		3	1	1	0	1	0	2											
25 Jim Thome, L (1,10) 30 Brandon Tripp, L (8,PH) OBP: 0.333, SLG: 0.350 OBP: 0.100, SLG: 0.100	BB									4	0	2	1	0	2	1											
3 Hunter Pence, R (1,9) 22 Derrick Mitchell, R (8,9) OBP: 0.333, SLG: 0.563 OBP: 0.500, SLG: 0.500	BB									0	0	0	0	0	0	0											
15 John Mayberry Jr., R (1,3) OBP: 0.284, SLG: 0.323	P5									4	1	2	0	0	1	3											
22 Scott Podsednik, L (1,7) OBP: 0.394, SLG: 0.467										1	0	0	0	0	1	2											
51 Carlos Ruiz, R (1,2) 23 Brian Schneider, L (8,2) OBP: 0.571, SLG: 0.846 OBP: 0.273, SLG: 0.273										3	1	1	1	0	0	0											
13 Freddy Galvis, S (1,4) OBP: 0.306, SLG: 0.333										4	1	0	0	0	0	4											
Inning Stats	R: 1 E: 0 K: 2 S: 9	H: 2 LOB: 2 BB: 1 P: 13	R: 1 E: 0 K: 0 S: 5	H: 2 LOB: 1 BB: 0 P: 5	R: 1 E: 0 K: 1 S: 7	H: 2 LOB: 1 BB: 0 P: 7	R: 1 E: 0 K: 0 S: 7	H: 3 LOB: 1 BB: 0 P: 7	R: 0 E: 0 K: 1 S: 6	H: 0 LOB: 1 BB: 0 P: 6	R: 2 E: 0 K: 1 S: 7	H: 3 LOB: 1 BB: 1 P: 11	R: 0 E: 0 K: 3 S: 10	H: 1 LOB: 2 BB: 0 P: 11	1B: 12 2B: 3 3B: 0 HR: 0	SF: 0 SAC: 0 DP: 1 HBP: 1	WP: 0 PB: 0 SB: 2 CS: 0	PA: 41									
PITCHER	IP	WLS	BF	H	R	ER	SO	BB	IBB	HBP	BLK	WP	HR	S	P	ERA	WHIP										
49 Jair Jurrjens, R (1,1) ERA: 9.72	4.0		21	9	4	4	3	1	0	0	0	0	0	5	5	9.00	2.500										
57 Jairo Asencio, R (8,1) ERA: 4.5	1.0		5	2	0	0	0	0	0	0	0	0	0	6	6	0.00	0.000										
46 Craig Kimbrel, R (8,1) ERA:	1.0	L	6	3	2	2	1	1	0	0	0	0	0	7	11	18.00	4.000										
72 Adam Russell, R (8,1) ERA: 5.4	1.0		5	1	0	0	3	0	0	1	0	0	0	10	11	0.00	1.000										



Batter	1	2	3	4	5	6	7	8	9	AB	R	H	RBI	BB	SO	LOB	TOP							
1 Jordan Schafer, L (1,8) 17 Justin Ruggiano, R (5,7)										3	2	2	0	0	0	2								
11 Jason Bourgeois, R (1,7) 8 JB Shuck, L (7,8)										4	0	0	1	0	0	2								
6 Travis Buck, L (1,10) 9 Jack Cust, L (7,10)										3	1	2	2	0	1	0								
45 Carlos Lee, R (1,3) 38 Jimmy Paredes, S (5,5)										3	0	1	0	0	1	1								
19 Brian Bogusevic, L (1,9) 50 Fernando Martinez, L (7,9)										4	0	0	0	0	1	3								
4 Jed Lowrie, S (1,6) 12 Brian Bixler, R (8,6)										4	1	1	0	0	2	0								
29 Brett Wallace, L (1,5) 46 Scott Moore, L (6,3)										3	0	2	0	0	0	0								
15 Jason Castro, L (1,2) 22 Carlos Corporan, S (8,2)										3	0	0	0	1	1	2								
27 Jose Altuve, R (1,4) 3 Joe Thurston, L (6,4)										3	0	1	0	0	1	1								
Inning Stats	R: 1 E: 0 K: 1 S: 7	H: 2 LOB: 1 BB: 0 P: 7	R: 0 E: 0 K: 1 S: 7	H: 2 LOB: 2 BB: 0 P: 7	R: 1 E: 0 K: 1 S: 7	H: 1 LOB: 0 BB: 0 P: 7	R: 1 E: 0 K: 0 S: 4	H: 2 LOB: 1 BB: 1 P: 4	R: 1 E: 0 K: 1 S: 7	H: 2 LOB: 1 BB: 1 P: 9	R: 0 E: 0 K: 0 S: 4	H: 0 LOB: 1 BB: 1 P: 11	R: 1 E: 1 K: 0 S: 4	H: 0 LOB: 1 BB: 1 P: 8	R: 0 E: 0 K: 1 S: 5	H: 0 LOB: 0 BB: 0 P: 5	R: 0 E: 0 K: 2 S: 7	H: 0 LOB: 0 BB: 0 P: 7	1B: 6 2B: 2 3B: 0 HR: 1	SF: 0 SAC: 0 DP: 1 HBP: 0	WP: 0 PB: 0 SB: 3 CS: 0	PA: 38		
PITCHER	IP WLS BF H R ER SO BB IBB HBP BLK WP HR S P ERA WHIP	IP WLS BF H R ER SO BB IBB HBP BLK WP HR S P ERA WHIP	IP WLS BF H R ER SO BB IBB HBP BLK WP HR S P ERA WHIP	IP WLS BF H R ER SO BB IBB HBP BLK WP HR S P ERA WHIP	IP WLS BF H R ER SO BB IBB HBP BLK WP HR S P ERA WHIP	IP WLS BF H R ER SO BB IBB HBP BLK WP HR S P ERA WHIP	IP WLS BF H R ER SO BB IBB HBP BLK WP HR S P ERA WHIP	IP WLS BF H R ER SO BB IBB HBP BLK WP HR S P ERA WHIP	IP WLS BF H R ER SO BB IBB HBP BLK WP HR S P ERA WHIP	IP WLS BF H R ER SO BB IBB HBP BLK WP HR S P ERA WHIP	IP WLS BF H R ER SO BB IBB HBP BLK WP HR S P ERA WHIP	IP WLS BF H R ER SO BB IBB HBP BLK WP HR S P ERA WHIP	IP WLS BF H R ER SO BB IBB HBP BLK WP HR S P ERA WHIP	IP WLS BF H R ER SO BB IBB HBP BLK WP HR S P ERA WHIP	IP WLS BF H R ER SO BB IBB HBP BLK WP HR S P ERA WHIP	IP WLS BF H R ER SO BB IBB HBP BLK WP HR S P ERA WHIP	IP WLS BF H R ER SO BB IBB HBP BLK WP HR S P ERA WHIP	IP WLS BF H R ER SO BB IBB HBP BLK WP HR S P ERA WHIP	IP WLS BF H R ER SO BB IBB HBP BLK WP HR S P ERA WHIP	IP WLS BF H R ER SO BB IBB HBP BLK WP HR S P ERA WHIP	IP WLS BF H R ER SO BB IBB HBP BLK WP HR S P ERA WHIP	IP WLS BF H R ER SO BB IBB HBP BLK WP HR S P ERA WHIP	IP WLS BF H R ER SO BB IBB HBP BLK WP HR S P ERA WHIP	IP WLS BF H R ER SO BB IBB HBP BLK WP HR S P ERA WHIP

Houston Astros @ Atlanta Braves
Champion Stadium, Lake Buena Vista, FL
Fri Mar 16 2012, 6:09 PM - 9:01 PM EDT
Att: 6,690 - Partly Cloudy - 81 F

AB	36
R	5
H	9
RBI	4
BB	2
SO	9
LOB	13



Batter	1	2	3	4	5	6	7	8	9	AB	R	H	RBI	BB	SO	LOB	BOTTOM							
24 Michael Bourn, L (1,10) 69 Evan Gattis, R (8,10)										4	1	1	2	0	0	0								
14 Martin Prado, R (1,7) 30 Luis Durango, S (7,7)										3	0	1	0	1	0	0								
10 Chipper Jones, S (1,5) 73 Joey Terdoslavich, S (5,5)										3	1	1	0	0	0	2								
16 Brian McCann, L (1,2) 75 José Yáñez, R (7,2)										3	1	2	0	0	0	0								
5 Freddie Freeman, L (1,3) 71 Ernesto Mejia, R (8,3)										4	1	1	1	0	2	3								
74 Jordan Párraz, R (1,8) 22 Jason Heyward, L (1,9)										2	1	1	0	1	0	0								
17 Jose Constanza, L (8,7)										4	1	1	4	0	1	3								
4 Drew Sutton, S (1,4)										3	1	2	0	1	0	2								
67 Andrelton Simmons, R (1,6)										4	0	0	0	0	1	3								
Inning Stats	R: 5 E: 0 K: 0 S: 8	H: 5 LOB: 1 BB: 1 P: 12	R: 0 E: 0 K: 0 S: 3	H: 1 LOB: 0 BB: 0 P: 3	R: 0 E: 0 K: 0 S: 6	H: 1 LOB: 1 BB: 0 P: 8	R: 2 E: 0 K: 1 S: 7	H: 2 LOB: 2 BB: 2 P: 17	R: 0 E: 0 K: 0 S: 4	H: 1 LOB: 1 BB: 0 P: 4	R: 0 E: 0 K: 0 S: 3	H: 0 LOB: 0 BB: 0 P: 3	R: 0 E: 0 K: 2 S: 8	H: 1 LOB: 2 BB: 0 P: 9	R: 2 E: 0 K: 1 S: 7	H: 2 LOB: 1 BB: 1 P: 12	R: 2 E: 0 K: 1 S: 7	H: 2 LOB: 1 BB: 1 P: 12	1B: 10 2B: 1 3B: 0 HR: 2	SF: 0 SAC: 0 DP: 1 HBP: 1	WP: 1 PB: 0 SB: 1 CS: 0	PA: 41		
PITCHER	IP WLS BF H R ER SO BB IBB HBP BLK WP HR S P ERA WHIP	IP WLS BF H R ER SO BB IBB HBP BLK WP HR S P ERA WHIP	IP WLS BF H R ER SO BB IBB HBP BLK WP HR S P ERA WHIP	IP WLS BF H R ER SO BB IBB HBP BLK WP HR S P ERA WHIP	IP WLS BF H R ER SO BB IBB HBP BLK WP HR S P ERA WHIP	IP WLS BF H R ER SO BB IBB HBP BLK WP HR S P ERA WHIP	IP WLS BF H R ER SO BB IBB HBP BLK WP HR S P ERA WHIP	IP WLS BF H R ER SO BB IBB HBP BLK WP HR S P ERA WHIP	IP WLS BF H R ER SO BB IBB HBP BLK WP HR S P ERA WHIP	IP WLS BF H R ER SO BB IBB HBP BLK WP HR S P ERA WHIP	IP WLS BF H R ER SO BB IBB HBP BLK WP HR S P ERA WHIP	IP WLS BF H R ER SO BB IBB HBP BLK WP HR S P ERA WHIP	IP WLS BF H R ER SO BB IBB HBP BLK WP HR S P ERA WHIP	IP WLS BF H R ER SO BB IBB HBP BLK WP HR S P ERA WHIP	IP WLS BF H R ER SO BB IBB HBP BLK WP HR S P ERA WHIP	IP WLS BF H R ER SO BB IBB HBP BLK WP HR S P ERA WHIP	IP WLS BF H R ER SO BB IBB HBP BLK WP HR S P ERA WHIP	IP WLS BF H R ER SO BB IBB HBP BLK WP HR S P ERA WHIP	IP WLS BF H R ER SO BB IBB HBP BLK WP HR S P ERA WHIP	IP WLS BF H R ER SO BB IBB HBP BLK WP HR S P ERA WHIP	IP WLS BF H R ER SO BB IBB HBP BLK WP HR S P ERA WHIP	IP WLS BF H R ER SO BB IBB HBP BLK WP HR S P ERA WHIP	IP WLS BF H R ER SO BB IBB HBP BLK WP HR S P ERA WHIP	IP WLS BF H R ER SO BB IBB HBP BLK WP HR S P ERA WHIP

Houston Astros @ Atlanta Braves
Champion Stadium, Lake Buena Vista, FL
Fri Mar 16 2012, 6:09 PM - 9:01 PM EDT
Att: 6,690 - Partly Cloudy - 81 F

AB	36
R	9
H	13
RBI	8
BB	4
SO	4
LOB	14



Batter	1	2	3	4	5	6	7	8	9	AB	R	H	RBI	BB	SO	LOB	TOP					
67 Andrelton Simmons, R OBP: 0.289, SLG: 0.308										5	0	1	0	0	1	3						
14 Martin Prado, R OBP: 0.459, SLG: 0.432 73 Joey Terdoslavich, S OBP: 0.333, SLG: 0.368										4	1	2	0	0	1	2						
22 Jason Heyward, L OBP: 0.250, SLG: 0.405 Adam Milligan, L										4	0	2	0	0	0	1						
5 Freddie Freeman, L OBP: 0.171, SLG: 0.147 86 Brandon Drury, R										4	0	1	0	0	0	3						
23 Matt Diaz, R OBP: 0.265, SLG: 0.323 79 Mycal Jones, R										4	0	1	1	0	0	3						
8 David Ross, R OBP: 0.318, SLG: 0.263 57 Jairo Asencio, R 62 Todd Redmond, R										4	0	2	2	0	0	3						
4 Drew Sutton, S OBP: 0.404, SLG: 0.478										4	0	0	0	0	1	4						
30 Luis Durango, S OBP: 0.636, SLG: 0.529										4	0	2	0	0	1	1						
54 Kris Medlen, S 77 Sean Gilmartin, L 51 Troy Snitker, R										0	0	0	0	0	0	0						
Inning Stats	R: 0 E: 0 K: 0 S: 3	H: 1 LOB: 0 BB: 0 P: 3	R: 0 E: 1 K: 0 S: 4	H: 0 LOB: 1 BB: 0 P: 4	R: 0 E: 0 K: 1 S: 6	H: 1 LOB: 1 BB: 0 P: 6	R: 0 E: 0 K: 0 S: 3	H: 1 LOB: 2 BB: 0 P: 3	R: 0 E: 0 K: 2 S: 8	H: 0 LOB: 0 BB: 0 P: 9	R: 0 E: 0 K: 0 S: 5	H: 2 LOB: 2 BB: 0 P: 6	R: 0 E: 0 K: 0 S: 3	H: 0 LOB: 0 BB: 0 P: 3	R: 3 E: 0 K: 1 S: 9	H: 4 LOB: 2 BB: 0 P: 9	R: 0 E: 0 K: 0 S: 3	H: 1 LOB: 0 BB: 0 P: 3	1B: 10 2B: 2 3B: 0 HR: 0	SF: 0 SAC: 1 DP: 3 HBP: 1	WP: 0 PB: 0 SB: 1 CS: 0	PA: 37
PITCHER	IP	WLS	BF	H	R	ER	SO	BB	IBB	HBP	BLK	WP	HR	S	P	ERA	WHIP					
49 Jonathon Niese, L ERA: 2.61	5.1		22	6	0	0	3	0	0	1	0	0	0	27	28	0.00	1.125					
60 Jon Rauch, R ERA: 9.53	0.2		2	0	0	0	0	0	0	0	0	0	0	2	3	0.00	0.000					
48 Frank Francisco, R ERA: 7.2	1.0	H	3	0	0	0	0	0	0	0	0	0	0	3	3	0.00	0.000					
36 Chuck James, L ERA: 8.1	0.2	H	4	2	2	2	0	0	0	0	0	0	0	4	4	27.00	3.000					
52 Ramon E Ramirez, R ERA: 11.25	0.1	L	3	2	1	1	1	0	0	0	0	0	0	5	5	27.00	6.000					

Atlanta Braves @ New York Mets
Digital Domain Park, Port St. Lucie, FL
Sat Mar 17 2012, 1:12 PM - 3:34 PM EDT
Att: 6,019 - Sunny - 79 F

AB 35
R 3
H 11
RBI 3
BB 0
SO 4
LOB 21



Batter	1	2	3	4	5	6	7	8	9	AB	R	H	RBI	BB	SO	LOB	BOTTOM					
56 Andres Torres, S OBP: 0.304, SLG: 0.364 67 César Puello, R OBP: 0.385, SLG: 0.333										4	0	0	0	0	1	4						
28 Daniel Murphy, L OBP: 0.370, SLG: 0.320 3 Josh Satin, R OBP: 0.269, SLG: 0.292										3	0	2	2	0	0	0						
44 Jason Bay, R OBP: 0.375, SLG: 0.350 20 Adam Loewen, L OBP: 0.407, SLG: 0.500										2	0	0	0	1	1	1						
29 Ike Davis, L OBP: 0.333, SLG: 0.304 48 Frank Francisco, R 36 Chuck James, L 52 Ramon E Ramirez, R 21 Lucas Duda, L 19 Daniel Herrera, L										3	0	0	0	0	1	3						
2 Justin Turner, R OBP: 0.250, SLG: 0.308 33 Vinny Rottino, R OBP: 0.143, SLG: 0.190										3	0	0	0	1	0	4						
23 Mike Baxter, L OBP: 0.333, SLG: 0.346										4	0	1	0	0	1	3						
62 Lucas May, R OBP: 0.278, SLG: 0.389 4 Mike Nickeas, R OBP: 0.294, SLG: 0.412										2	0	0	0	0	1	0						
61 Jordany Valdespin, L OBP: 0.380, SLG: 0.480 6 Omar Quintanilla, L OBP: 0.308, SLG: 0.227										2	1	1	0	0	0	0						
49 Jonathon Niese, L 60 Jon Rauch, R 13 Ronny Cedeno, R OBP: 0.476, SLG: 0.313										1	0	0	0	0	0	0						
Inning Stats	R: 0 E: 0 K: 1 S: 6	H: 1 LOB: 0 BB: 0 P: 6	R: 0 E: 0 K: 1 S: 4	H: 0 LOB: 1 BB: 1 P: 8	R: 0 E: 0 K: 1 S: 5	H: 0 LOB: 0 BB: 0 P: 5	R: 0 E: 0 K: 1 S: 5	H: 0 LOB: 0 BB: 0 P: 5	R: 0 E: 0 K: 0 S: 3	H: 0 LOB: 0 BB: 0 P: 3	R: 2 E: 0 K: 0 S: 6	H: 3 LOB: 2 BB: 1 P: 10	R: 0 E: 0 K: 0 S: 5	H: 1 LOB: 2 BB: 1 P: 9	R: 0 E: 0 K: 2 S: 8	H: 1 LOB: 2 BB: 1 P: 12	R: 0 E: 0 K: 1 S: 5	H: 0 LOB: 0 BB: 0 P: 5	1B: 6 2B: 0 3B: 0 HR: 0	SF: 0 SAC: 0 DP: 1 HBP: 0	WP: 0 PB: 0 SB: 1 CS: 0	PA: 36
PITCHER	IP	WLS	BF	H	R	ER	SO	BB	IBB	HBP	BLK	WP	HR	S	P	ERA	WHIP					
54 Kris Medlen, R ERA: 1.13	4.0		13	1	0	0	4	1	0	0	0	0	0	20	24	0.00	0.500					
77 Sean Gilmartin, L ERA: 3.0	3.0	W	15	4	2	2	0	2	0	0	0	0	0	14	22	6.00	2.000					
57 Jairo Asencio, R ERA: 3.86	1.0	H	5	1	0	0	2	1	0	0	0	0	0	8	12	0.00	2.000					
62 Todd Redmond, R ERA: 7.5	1.0	S	3	0	0	0	1	0	0	0	0	0	0	5	5	0.00	0.000					

Atlanta Braves @ New York Mets
Digital Domain Park, Port St. Lucie, FL
Sat Mar 17 2012, 1:12 PM - 3:34 PM EDT
Att: 6,019 - Sunny - 79 F

AB 32
R 2
H 6
RBI 2
BB 4
SO 7
LOB 19



Batter	1	2	3	4	5	6	7	8	9	AB	R	H	RBI	BB	SO	LOB	TOP										
11 Rajai Davis, R OBP: 0.280, SLG: 0.250 Michael Crouse, R (6, 9)	0-3 K		0-0 E3 P3-6			0-0 F7		0-0 G2-3		3	0	0	1	0	1	0											
45 Travis Snider, L OBP: 0.371, SLG: 0.781 Marcus Knecht, R OBP: 0.500, SLG: 0.500	4-0 BB CS		0-3 K			0-3 K			0-0 F8	2	0	0	0	1	2	1											
Travis d'Arnaud, R OBP: 0.217, SLG: 0.381 71 A.J. Jimenez, R OBP: 0.500, SLG: 0.571	0-3 K		0-0 P3-6			0-0 F7			0-0 2B 30 WP 30 1B	3	0	0	0	0	1	2											
30 David Cooper, L OBP: 0.375, SLG: 0.393	0-0 CS	0-0 E4 FC3-6 1B		0-0 F8			0-0 G4-3		1-0 1B 2B	4	1	1	1	0	0	0											
Mike McDade, S OBP: 0.333, SLG: 0.143		0-0 1B FC3-6		0-3 K			0-0 L8		4-0 BB 2B	3	0	1	0	1	1	0											
1 Luis Valbuena, L OBP: 0.273, SLG: 0.476		0-0 FC3-6		0-0 L7			0-0 G5-3		0-0 2B 1-3 2-H	4	0	1	1	0	0	2											
62 Jonathan Diaz, R OBP: 0.478, SLG: 0.591 31 Ruben Gotay, S OBP: 0.333, SLG: 0.333	0-3 K					0-0 F8		0-0 1B 25 WP	0-3 K	3	0	1	0	0	1	2											
25 Chris Woodward, R OBP: 0.250, SLG: 0.100	0-3 K					0-3 K		1-3 K	0-0 P3	4	0	0	0	0	3	5											
43 Anthony Gose, L OBP: 0.318, SLG: 0.455			0-0 3B 11 E			0-0 G1		0-0 G5-3		3	1	1	0	0	0	1											
Inning Stats	R: 0 E: 0 K: 2 S: 6	H: 0 LOB: 0 BB: 1 P: 10	R: 0 E: 1 K: 2 S: 9	H: 1 LOB: 2 BB: 0 P: 9	R: 1 E: 1 K: 1 S: 6	H: 1 LOB: 0 BB: 0 P: 6	R: 0 E: 0 K: 1 S: 5	H: 0 LOB: 0 BB: 0 P: 5	R: 0 E: 0 K: 1 S: 5	H: 0 LOB: 0 BB: 0 P: 5	R: 0 E: 0 K: 0 S: 3	H: 0 LOB: 0 BB: 0 P: 3	R: 0 E: 0 K: 1 S: 6	H: 1 LOB: 1 BB: 0 P: 7	R: 2 E: 0 K: 1 S: 8	H: 3 LOB: 2 BB: 1 P: 13	1B: 3 2B: 3 3B: 1 HR: 0	SF: 0 SAC: 0 DP: 1 HBP: 0	WP: 2 PB: 0 SB: 0 CS: 1	PA: 36							
PITCHER	IP	WLS	BF	H	R	ER	SO	BB	IBB	HBP	BLK	WP	HR	S	P	ERA	WHIP										
37 Brandon Beachy, R ERA: 6.0	4.0	W	15	2	1	1	6	1	0	0	0	0	0	26	30	2.25	0.750										
50 Cristhian Martinez, R ERA: 1.13	2.0	H	6	0	0	0	2	0	0	0	0	0	0	10	10	0.00	0.000										
53 Cory Gearrin, R ERA: 4.5	1.0	H	3	0	0	0	0	0	0	0	0	0	0	3	3	0.00	1.000										
72 Adam Russell, R ERA: 4.5	1.0		4	1	0	0	1	0	0	0	0	1	0	6	7	0.00	1.000										
38 Anthony Varvaro, R ERA: 9.53	1.0		7	3	2	2	1	1	0	0	0	1	0	8	13	18.00	4.000										

Toronto Blue Jays @ Atlanta Braves
Champion Stadium, Lake Buena Vista, FL
Sat Mar 17 2012, 1:08 PM - 3:31 PM EDT
Att: 6,382 - Sunny - 78 F

AB 33
R 3
H 6
RBI 3
BB 2
SO 10
LOB 16



Batter	1	2	3	4	5	6	7	8	9	AB	R	H	RBI	BB	SO	LOB	BOTTOM										
24 Michael Bourn, L OBP: 0.308, SLG: 0.432 91 Keenan Wiley, L (8, 8)	0-0 16 E 16 SF8 1B		0-0 2-3 1B		0-3 K		1-0 G3			4	1	2	0	0	1	1											
1 Tyler Pastornicky, R OBP: 0.158, SLG: 0.139	0-0 G4-3		0-0 SF9		0-0 F8		0-0 1B 75 CS			3	0	1	2	0	0	1											
16 Brian McCann, L OBP: 0.406, SLG: 0.346 75 José Yépez, R OBP: 0.428, SLG: 0.571	0-0 SF8		0-0 F9			0-0 26 HR 1B	0-1 CS	0-0 2B 90 G6-3		2	1	1	1	0	0	1											
26 Dan Uggla, R OBP: 0.417, SLG: 0.793 90 Ozzie Chavez, S (7, 4)	0-0 F9			0-0 G5-3		2-1 HR		0-0 G6-3		3	1	1	2	0	0	0											
10 Chipper Jones, S OBP: 0.304, SLG: 0.200 97 Edward Salcedo, R (7, 5)		0-3 K		0-0 74 1B		0-0 74 G6-4-3 1B		0-3 K		3	0	2	0	0	1	0											
20 Eric Hinske, L OBP: 0.250, SLG: 0.357		0-0 G3-1		0-3 K		0-0 F7		0-0 G6-3		4	0	0	0	0	1	3											
74 Jordan Parraz, R OBP: 0.500, SLG: 0.684		0-0 G6-3		0-0 1B		0-0 G6-4-3				3	0	1	0	0	0	1											
68 Christian Bethancourt, R OBP: 0.375, SLG: 0.714 69 Evan Gattis, R OBP: 0.444, SLG: 0.500			0-0 24 1B 17 SH1-3 1 SF9		0-3 K			0-0 17 FC5-4 1B		3	1	2	0	0	1	2											
17 Jose Constanza, L OBP: 0.238, SLG: 0.200			0-0 SH1-3			0-0 L8		0-0 FC5-4 1B		2	1	0	0	0	0	1											
Inning Stats	R: 1 E: 1 K: 0 S: 4	H: 1 LOB: 0 BB: 0 P: 4	R: 0 E: 0 K: 1 S: 5	H: 0 LOB: 0 BB: 0 P: 5	R: 1 E: 0 K: 0 S: 5	H: 2 LOB: 1 BB: 0 P: 5	R: 0 E: 0 K: 2 S: 9	H: 2 LOB: 2 BB: 0 P: 9	R: 0 E: 0 K: 1 S: 5	H: 0 LOB: 0 BB: 0 P: 5	R: 2 E: 0 K: 0 S: 6	H: 3 LOB: 0 BB: 0 P: 8	R: 1 E: 0 K: 0 S: 5	H: 2 LOB: 0 BB: 0 P: 6	R: 0 E: 0 K: 1 S: 6	H: 1 LOB: 1 BB: 0 P: 6	1B: 9 2B: 1 3B: 0 HR: 1	SF: 2 SAC: 1 DP: 1 HBP: 0	WP: 0 PB: 0 SB: 1 CS: 1	PA: 34							
PITCHER	IP	WLS	BF	H	R	ER	SO	BB	IBB	HBP	BLK	WP	HR	S	P	ERA	WHIP										
69 Drew Hutchison, R ERA: 3.86	3.0	L	12	3	2	1	1	0	0	0	0	0	0	14	14	3.00	1.000										
72 Deck McGuire, R ERA: 2.57	3.0		13	5	2	2	3	0	0	0	0	0	1	20	22	6.00	1.667										
20 Jesse Chavez, R ERA: 3.6	1.0		4	2	1	1	0	0	0	0	0	0	0	5	6	9.00	2.000										
56 Robert Coello, R ERA: 3.6	1.0		4	1	0	0	1	0	0	0	0	0	0	6	6	0.00	1.000										

Toronto Blue Jays @ Atlanta Braves
Champion Stadium, Lake Buena Vista, FL
Sat Mar 17 2012, 1:08 PM - 3:31 PM EDT
Att: 6,382 - Sunny - 78 F

AB 30
R 5
H 11
RBI 5
BB 0
SO 5
LOB 12



Batter	1	2	3	4	5	6	7	8	9	AB	R	H	RBI	BB	SO	LOB	TOP																		
15 Rafael Furcal, S OBP: 0.192, SLG: 0.308 (1, 6)	G4-3		F8		P5		F7		P2	5	0	0	0	0	0	1																			
19 Jon Jay, L OBP: 0.286, SLG: 0.290 41 Mitchell Boggs, R (7, 1)	K		G4-3		G4-3				F7	4	0	1	0	0	1	0																			
40 Scott Linebrink, R (8, 1)										0	0	0	0	0	0	0																			
61 Bryan Anderson, L OBP: 0.571, SLG: 0.700 59 Fernando Salas, R (9, 1)										0	0	0	0	0	0	0																			
3 Carlos Beltrán, S OBP: 0.260, SLG: 0.375 30 Jason Motte, R (6, 1)			F9							3	1	2	1	0	0	0																			
43 Shane Robinson, R (7, PH) OBP: 0.357, SLG: 0.400 (7, 8)	1B									0	0	0	0	0	0	0																			
23 David Freese, R OBP: 0.400, SLG: 0.640 44 Erik Komatsu, L (6, PR) OBP: 0.324, SLG: 0.379 (6, 7)										1	0	1	0	2	0	0																			
87 Matt Adams, L OBP: 0.286, SLG: 0.529 (1, 3)										1	1	0	0	0	1																				
4 Yadier Molina, R OBP: 0.500, SLG: 0.704 48 Tony Cruz, R OBP: 0.278, SLG: 0.294 (6, 2)										4	0	0	0	0	3	4																			
13 Matt Carpenter, L OBP: 0.406, SLG: 0.556 (6, 5)										3	1	1	2	1	1	3																			
88 Ryan Jackson, R OBP: 0.300, SLG: 0.235 (1, 4)										3	1	1	2	1	1	3																			
31 Lance Lynn, S (1, 1)										4	0	1	0	0	1	2																			
56 Adron Chambers, L (6, PH) OBP: 0.375, SLG: 0.381 (6, 9)										2	0	0	0	0	2	1																			
										1	0	0	0	1	0	3																			
Inning Stats	R: 0 E: 0 K: 2 S: 8	H: 1 LOB: 2 BB: 1 P: 12	R: 0 E: 0 K: 2 S: 7	H: 0 LOB: 1 BB: 1 P: 11	R: 0 E: 0 K: 0 S: 3	H: 0 LOB: 0 BB: 0 P: 3	R: 2 E: 0 K: 0 S: 5	H: 2 LOB: 0 BB: 1 P: 10	R: 0 E: 0 K: 1 S: 5	H: 0 LOB: 0 BB: 0 P: 5	R: 2 E: 0 K: 2 S: 12	H: 4 LOB: 3 BB: 0 P: 14	R: 0 E: 0 K: 1 S: 6	H: 1 LOB: 1 BB: 0 P: 6	R: 0 E: 0 K: 1 S: 5	H: 0 LOB: 1 BB: 1 P: 9	R: 0 E: 0 K: 0 S: 2	H: 0 LOB: 0 BB: 1 P: 7	1B: 3 2B: 3 3B: 0 HR: 2	SF: 0 SAC: 0 DP: 1 HBP: 0	WP: 0 PB: 0 SB: 1 CS: 1	PA: 38													
PITCHER	IP ERA: 6.92	WLS L	BF 20	H 3	R 2	ER 2	SO 5	BB 3	IBB 0	HBP 0	BLK 0	WP 0	HR 1	S 28	P 41	ERA 3.60	WHIP 1.200	PITCHER	IP ERA: 9.0	WLS L	BF 18	H 5	R 2	ER 2	SO 4	BB 2	IBB 0	HBP 0	BLK 0	WP 0	HR 1	S 25	P 36	ERA 4.50	WHIP 1.750

St. Louis Cardinals @ Atlanta Braves
Champion Stadium, Lake Buena Vista, FL
Mon Mar 19 2012, 1:06 PM - 3:40 PM EDT
Att: 8,879 - Partly Cloudy - 80 F

AB 33
R 4
H 8
RBI 4
BB 5
SO 9
LOB 16



Batter	1	2	3	4	5	6	7	8	9	AB	R	H	RBI	BB	SO	LOB	BOTTOM																				
67 Andrelton Simmons, R OBP: 0.250, SLG: 0.267 (1, 6)	G6-3									4	0	0	0	0	0	1																					
22 Jason Heyward, L OBP: 0.250, SLG: 0.391 (1, 9)	F8									4	1	1	0	0	1	0																					
16 Brian McCann, L OBP: 0.393, SLG: 0.406 68 Christian Bethancourt, R (8, 2) OBP: 0.353, SLG: 0.667 (1, 2)	F9									3	1	1	1	0	0	0																					
26 Dan Uggla, R OBP: 0.405, SLG: 0.706 4 Drew Sutton, S OBP: 0.497, SLG: 0.458 (8, 4)										3	1	1	0	0	0	0																					
5 Freddie Freeman, L OBP: 0.214, SLG: 0.195 1 Tyler Pastornicky, R OBP: 0.143, SLG: 0.122 (9, PR)										0	0	0	0	0	0	0																					
20 Eric Hinske, L OBP: 0.288, SLG: 0.367 30 Luis Durango, S OBP: 0.625, SLG: 0.526 (7, PR) (8, 9)										4	0	2	1	0	0	0																					
73 Joey Teroslavich, S OBP: 0.290, SLG: 0.375 (1, 5)										0	0	0	0	0	0	0																					
17 Jose Constanza, L OBP: 0.208, SLG: 0.174 27 Julio Teheran, R (6, 1)										4	0	2	1	0	0	0																					
74 Jordan Parraz, R OBP: 0.462, SLG: 0.609 (9, PH)										0	0	0	0	0	0	0																					
40 Randall Delgado, R (1, 1)										2	0	1	0	1	0	0																					
23 Matt Diaz, R OBP: 0.270, SLG: 0.324 (6, 7)										1	0	1	0	0	0	0																					
Inning Stats	R: 0 E: 0 K: 0 S: 3	H: 0 LOB: 0 BB: 0 P: 3	R: 0 E: 0 K: 0 S: 3	H: 0 LOB: 0 BB: 0 P: 3	R: 0 E: 0 K: 1 S: 5	H: 0 LOB: 0 BB: 0 P: 5	R: 0 E: 0 K: 0 S: 3	H: 0 LOB: 0 BB: 0 P: 3	R: 1 E: 0 K: 1 S: 6	H: 2 LOB: 2 BB: 1 P: 10	R: 0 E: 0 K: 1 S: 5	H: 0 LOB: 0 BB: 0 P: 5	R: 1 E: 0 K: 0 S: 5	H: 2 LOB: 1 BB: 0 P: 8	R: 0 E: 0 K: 0 S: 4	H: 1 LOB: 3 BB: 0 P: 4	R: 1 E: 0 K: 1 S: 8	H: 3 LOB: 3 BB: 1 P: 12	1B: 7 2B: 1 3B: 0 HR: 1	SF: 1 SAC: 0 DP: 1 HBP: 0	WP: 0 PB: 0 SB: 0 CS: 2	PA: 36															
PITCHER	IP ERA: 1.64	WLS H	BF 3	H 2	R 0	ER 0	SO 1	BB 0	IBB 0	HBP 0	BLK 0	WP 0	HR 0	S 20	P 24	ERA 1.80	WHIP 0.600	PITCHER	IP ERA: 3.18	WLS H	BF 4	H 1	R 0	ER 0	SO 0	BB 0	IBB 0	HBP 0	BLK 0	WP 0	HR 0	S 4	P 4	ERA 0.00	WHIP 2.000		
31 Lance Lynn, R OBP: 0.164	1.0	H	3	0	0	0	1	0	0	0	0	0	0	0	0	0	0.00	0.000	41 Mitchell Boggs, R ERA: 7.2	1.0	H	4	2	1	1	0	0	0	0	0	0	0	0	0	0	9.00	2.000
40 Scott Linebrink, R ERA: 3.18	1.0	H	4	1	0	0	0	0	0	0	0	0	0	0	0	0	0.00	1.000	59 Fernando Salas, R ERA: 3.0	1.0	S	7	3	1	1	1	1	0	0	8	12	9.00	4.000				

St. Louis Cardinals @ Atlanta Braves
Champion Stadium, Lake Buena Vista, FL
Mon Mar 19 2012, 1:06 PM - 3:40 PM EDT
Att: 8,879 - Partly Cloudy - 80 F

AB 32
R 3
H 8
RBI 3
BB 2
SO 4
LOB 10



Batter	1	2	3	4	5	6	7	8	9	AB	R	H	RBI	BB	SO	LOB	TOP										
24 Michael Bourn, L (1, 8) OBP: 0.283, SLG: 0.386 30 Luis Durango, S (8, 8) OBP: 0.625, SLG: 0.526	P6		14 BB 20 1B		K			G6-3		4	1	1	0	0	1	0											
14 Martin Prado, R (1, 5) OBP: 0.459, SLG: 0.405 73 Joey Terdoslavich, S (8, PR) OBP: 0.296, SLG: 0.375	G6-3		22 F9 20 1B		K			G6-4-3 71 BB		2	0	0	0	2	1	0											
10 Chipper Jones, S (1, 10) OBP: 0.320, SLG: 0.240 71 Ernesto Mejia, R (8, PH) OBP: 0.188, SLG: 0.267	G4-3		F4		L9			G6-4-3 1-2		3	0	0	0	0	0	3											
20 Eric Hinske, L (1, 3) OBP: 0.282, SLG: 0.353		G4-1			F9			F9		4	0	1	2	0	0	0											
22 Jason Heyward, L (1, 9) OBP: 0.231, SLG: 0.360		F9			F9			G3		4	0	0	0	0	1	2											
23 Matt Diaz, R (1, 7) OBP: 0.275, SLG: 0.324 74 Jordan Parraz, R (6, 7) OBP: 0.481, SLG: 0.625					K			F9		3	0	1	0	0	1	2											
8 David Ross, R (1, 2) OBP: 0.320, SLG: 0.238 75 José Yépez, R (7, 2) OBP: 0.375, SLG: 0.500					K			G4-3		2	0	0	0	1	1	0											
4 Drew Sutton, S (1, 4) OBP: 0.455, SLG: 0.444					G3					3	0	1	0	0	0	2											
1 Tyler Pastornicky, R (1, 6) OBP: 0.156, SLG: 0.140					G6-3					3	1	1	0	0	0	1											
			24 1B 20 1B		G6-3			G4-6-3 1-2																			
Inning Stats	R: 0 E: 0 K: 0 S: 3	H: 0 LOB: 0 BB: 0 P: 3	R: 0 E: 0 K: 0 S: 4	H: 1 LOB: 2 BB: 1 P: 8	R: 2 E: 0 K: 1 S: 8	H: 3 LOB: 2 BB: 1 P: 12	R: 0 E: 0 K: 1 S: 5	H: 0 LOB: 0 BB: 0 P: 5	R: 0 E: 0 K: 1 S: 5	H: 0 LOB: 0 BB: 0 P: 5	R: 0 E: 0 K: 0 S: 3	H: 1 LOB: 1 BB: 0 P: 3	R: 0 E: 0 K: 0 S: 2	H: 0 LOB: 1 BB: 1 P: 4	R: 0 E: 0 K: 0 S: 4	H: 1 LOB: 1 BB: 0 P: 4	1B: 6 2B: 0 3B: 0 HR: 0	SF: 0 SAC: 0 DP: 2 HBP: 0	WP: 0 PB: 0 SB: 0 CS: 0	PA: 34							
PITCHER	IP	WLS	BF	H	R	ER	SO	BB	IBB	HBP	BLK	WP	HR	S	P	ERA	WHIP										
35 Justin Verlander, R (1, 1) ERA: 1.94	5.0	W	21	4	2	2	4	2	0	0	0	0	0	27	35	3.60	1.200										
40 Phil Coke, L (6, 1) ERA: 2.25	1.0		3	0	0	0	1	0	0	0	0	0	0	5	5	0.00	0.000										
60 Brayan Villarreal, R (7, 1) ERA:	1.0		3	1	0	0	0	0	0	0	0	0	0	3	3	0.00	1.000										
49 Luis Marte, R (8, 1) ERA:	1.0		3	0	0	0	0	1	0	0	0	0	0	2	6	0.00	1.000										
68 Chris Bootcheck, R (9, 1) ERA:	1.0		4	1	0	0	0	0	0	0	0	0	0	4	4	0.00	1.000										

Atlanta Braves @ Detroit Tigers
Joker Marchant Stadium, Lakeland, FL
Tue Mar 20 2012, 1:09 PM - 3:43 PM EDT
Att: 7,802 - Partly Cloudy - 79 F

AB 31
R 2
H 6
RBI 2
BB 3
SO 5
LOB 12



Batter	1	2	3	4	5	6	7	8	9	AB	R	H	RBI	BB	SO	LOB	BOTTOM										
14 Austin Jackson, R (1, 8) OBP: 0.333, SLG: 0.361 43 Daniel Fields, L (6, 8) OBP: 0.333, SLG: 0.667	E8 12 SF7 12 E		P4		G6-3			K		3	1	1	0	0	0	0											
26 Brennan Boesch, L (1, 9) OBP: 0.216, SLG: 0.500 9 Jason Krizan, L (6, 9)	K							L9		3	1	1	0	0	1	1											
12 Andy Dirks, L (1, 7) OBP: 0.486, SLG: 0.517 71 Jeff Kunkel, S (7, PH) ERA:	SF7							G3		1	1	0	1	1	1	0											
66 Quintin Berry, L (8, 7) OBP: 0.409, SLG: 0.500								G4-3		1	0	0	0	0	0	0											
28 Prince Fielder, L (1, 3) OBP: 0.444, SLG: 0.625 63 Ryan Stribby, R (6, PR) OBP: 0.308, SLG: 0.292	F9							F9		3	0	2	1	0	0	0											
21 Delmon Young, R (1, 10) OBP: 0.500, SLG: 0.970 25 Corey Jones, L (8, PH) (9, 10)	G6-3							G4-3		3	1	2	3	0	0	0											
13 Alex Avila, L (1, 2) OBP: 0.394, SLG: 0.423 9 Gerald Laird, R (6, 2) OBP: 0.304, SLG: 0.333								K		2	1	1	0	1	0	2											
27 Jhonny Peralta, R (1, 6) OBP: 0.387, SLG: 0.497 70 Argenis Diaz, R (6, 6) OBP: 0.333, SLG: 0.333	F9							L8		3	0	0	0	0	0	4											
25 Ryan Raburn, R (1, 4) OBP: 0.464, SLG: 1.308 15 Brandon Inge, R (6, 4) OBP: 0.250, SLG: 0.387								K		2	1	1	2	0	0	0											
29 Danny Worth, R (1, 5) OBP: 0.417, SLG: 0.619 28 Brandon Loy, R (7, 5)	F9							F8		3	0	0	0	0	0	0											
										1	0	0	0	0	0	0											
Inning Stats	R: 1 E: 2 K: 1 S: 6	H: 1 LOB: 0 BB: 0 P: 6	R: 2 E: 0 K: 0 S: 6	H: 1 LOB: 1 BB: 1 P: 11	R: 2 E: 0 K: 0 S: 6	H: 3 LOB: 2 BB: 1 P: 10	R: 0 E: 0 K: 0 S: 3	H: 0 LOB: 0 BB: 0 P: 3	R: 2 E: 0 K: 1 S: 8	H: 3 LOB: 1 BB: 0 P: 10	R: 0 E: 0 K: 2 S: 7	H: 0 LOB: 0 BB: 0 P: 7	R: 0 E: 0 K: 0 S: 3	H: 0 LOB: 0 BB: 0 P: 3	R: 0 E: 0 K: 1 S: 5	H: 0 LOB: 0 BB: 0 P: 5	1B: 6 2B: 0 3B: 0 HR: 2	SF: 1 SAC: 0 DP: 0 HBP: 0	WP: 2 PB: 0 SB: 0 CS: 0	PA: 34							
PITCHER	IP	WLS	BF	H	R	ER	SO	BB	IBB	HBP	BLK	WP	HR	S	P	ERA	WHIP										
49 Jair Jurrjens, R (1, 1) ERA:	5.0	L	25	8	7	6	2	2	0	0	0	0	2	29	40	10.80	2.000										
46 Craig Kimbrel, R (6, 1) ERA:	1.0		3	0	0	0	2	0	0	0	0	0	0	7	7	0.00	0.000										
50 Cristhian Martinez, R (7, 1) ERA: 0.9	2.0		6	0	0	0	1	0	0	0	0	0	0	8	8	0.00	0.000										

Atlanta Braves @ Detroit Tigers
Joker Marchant Stadium, Lakeland, FL
Tue Mar 20 2012, 1:09 PM - 3:43 PM EDT
Att: 7,802 - Partly Cloudy - 79 F

AB 31
R 7
H 8
RBI 7
BB 2
SO 5
LOB 7



Batter	1	2	3	4	5	6	7	8	9	10	AB	R	H	RBI	BB	SO	LOB	TOP							
7 José Reyes, S OBP: 0.333, SLG: 0.448 3 Nick Green, R OBP: 0.167, SLG: 0.278											3	2	2	0	0	0	0	Miami Marlins @ Atlanta Braves Champion Stadium, Lake Buena Vista, FL Thu Mar 22 2012, 1:11 PM - 4:33 PM EDT Att: 7,721 - Partly Cloudy - 81 F							
12 Omar Infante, R OBP: 0.407, SLG: 0.565 73 Donovan Solano, R OBP: 0.419, SLG: 0.407											3	1	1	1	0	1	0								
2 Hanley Ramirez, R OBP: 0.528, SLG: 0.724 63 Gil Velazquez, R OBP: 0.278, SLG: 0.250											3	0	2	0	0	0	0								
14 John Buck, R OBP: 0.355, SLG: 0.519 58 Ryan Webb, R 50 Jose Ceda, R 81 Brent Keys, L 64 Beau Jones, L											4	0	2	1	0	1	2								
11 Bryan Petersen, L OBP: 0.359, SLG: 0.242											3	0	0	1	2	0	3								
33 Aaron Rowand, R OBP: 0.194, SLG: 0.152 57 Chad Gaudin, R 62 Luke Montz, R OBP: 0.273, SLG: 0.364											3	0	1	0	0	1	4								
6 Scott Cousins, L OBP: 0.237, SLG: 0.206											5	0	0	0	0	2	4								
65 Terry Tiffee, S OBP: 0.147, SLG: 0.265											5	1	2	1	0	0	2								
47 Ricky Nolasco, R OBP: 0.333, SLG: 0.667 Jose Duarte, R											2	0	0	0	0	2	0								
											2	1	0	0	0	1									
Inning Stats	R: 1 E: 0 K: 1 S: 7	H: 2 LOB: 1 BB: 0 P: 8	R: 0 E: 0 K: 1 S: 5	H: 1 LOB: 0 BB: 0 P: 5	R: 2 E: 0 K: 2 S: 11	H: 4 LOB: 2 BB: 0 P: 11	R: 1 E: 0 K: 1 S: 8	H: 1 LOB: 0 BB: 0 P: 8	R: 0 E: 0 K: 0 S: 4	H: 0 LOB: 0 BB: 0 P: 3	R: 0 E: 0 K: 1 S: 6	H: 1 LOB: 1 BB: 0 P: 6	R: 0 E: 1 K: 2 S: 7	H: 0 LOB: 0 BB: 0 P: 9	R: 1 E: 0 K: 0 S: 5	H: 2 LOB: 1 BB: 0 P: 5	R: 0 E: 0 K: 0 S: 4	H: 1 LOB: 2 BB: 1 P: 8	1B: 8 2B: 4 3B: 0 HR: 1	SF: 1 SAC: 0 DP: 0 HBP: 0	WP: 2 PB: 1 SB: 1 CS: 2	PA: 44			
PITCHER	IP 5.0	WLS 24	BF 9	H 4	R 4	ER 4	SO 5	BB 1	IBB 0	HBP 0	BLK 0	WP 0	HR 1	S 35	P 40	ERA 7.20	WHIP 2.000								
37 Brandon Beachy, R ERA: 6.43 34 Eric O'Flaherty, L ERA: 4.5 53 Cory Gearrin, R ERA: 4.5 70 Dusty Hughes, L ERA: 3.86 82 Ryan Buchter, L ERA: 3.86																									

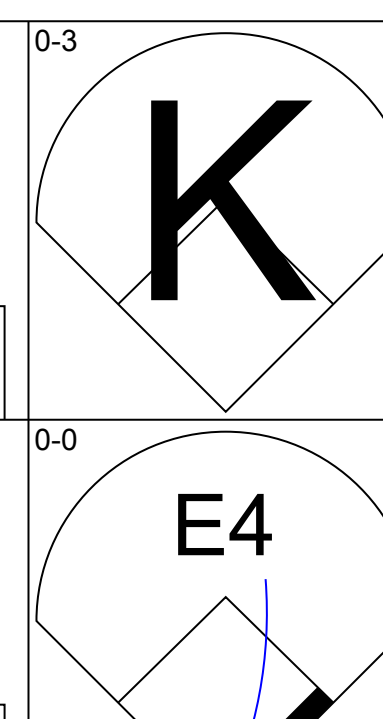
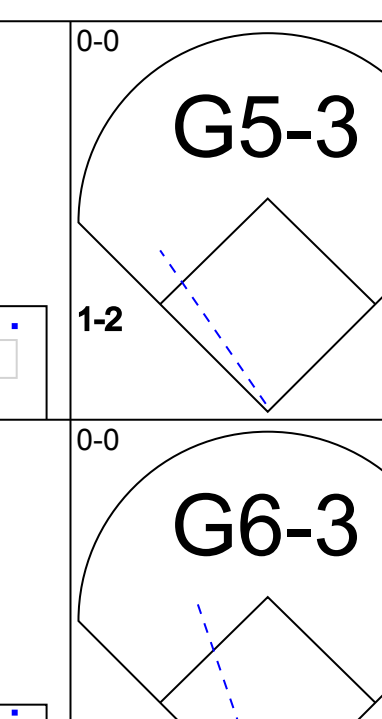
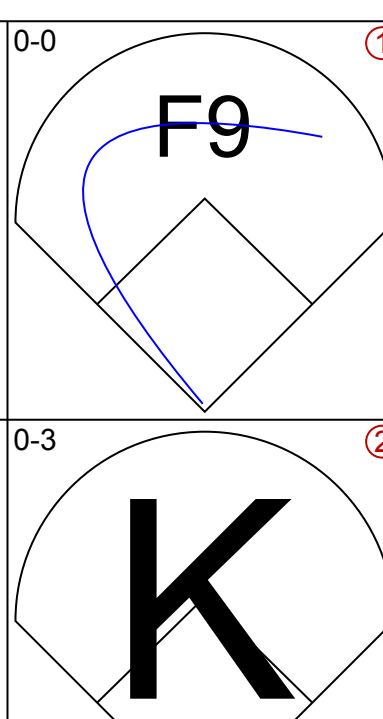
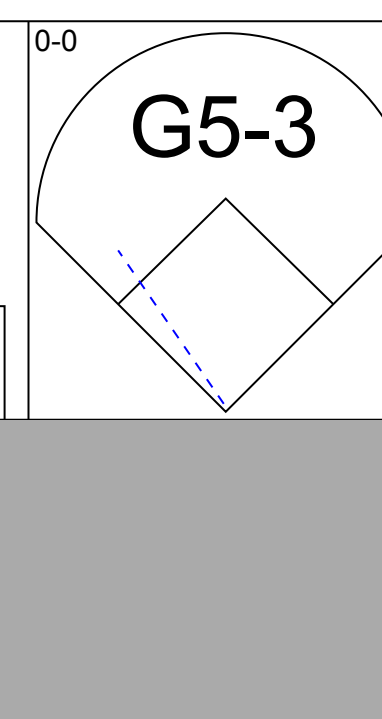
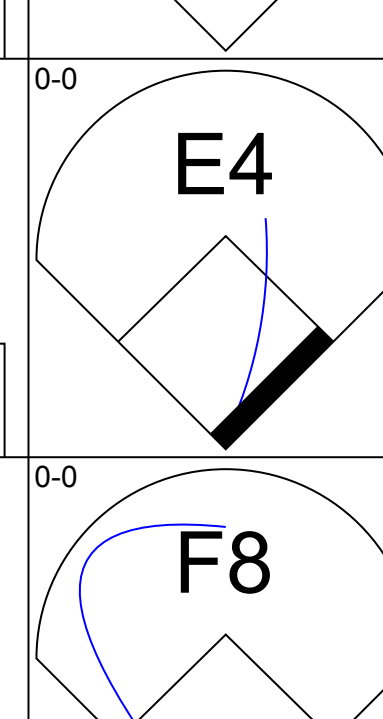
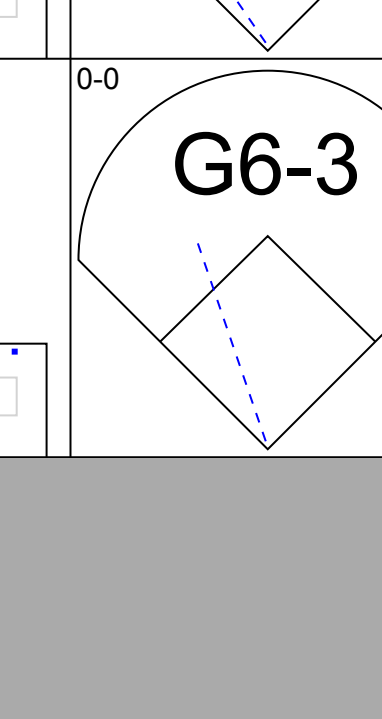
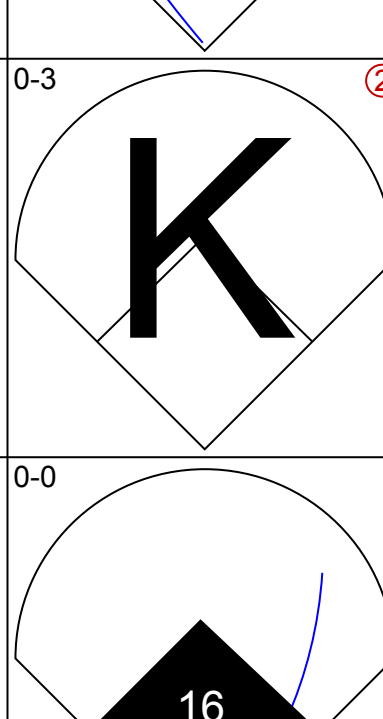
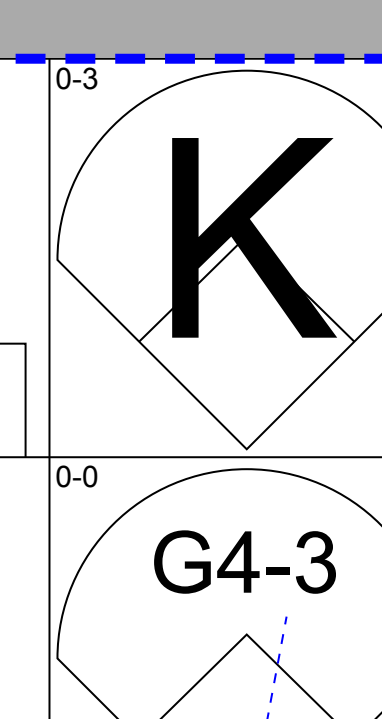
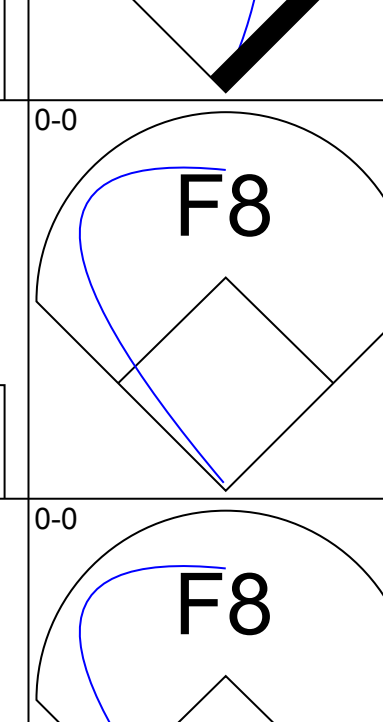
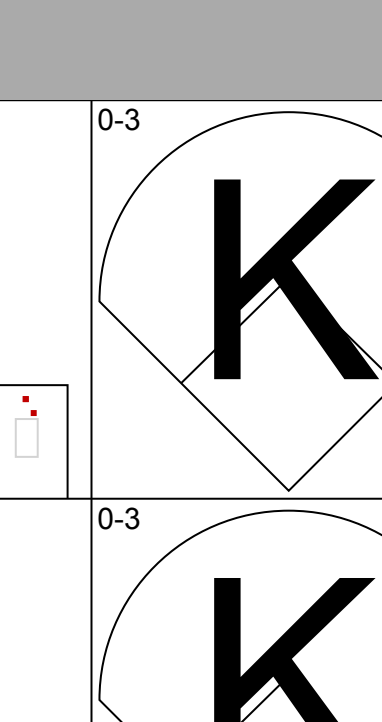
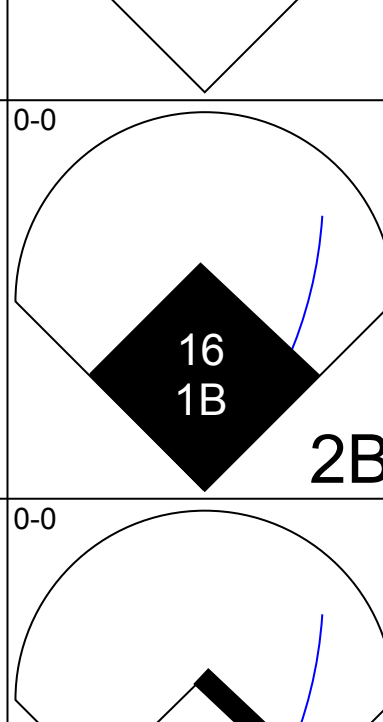
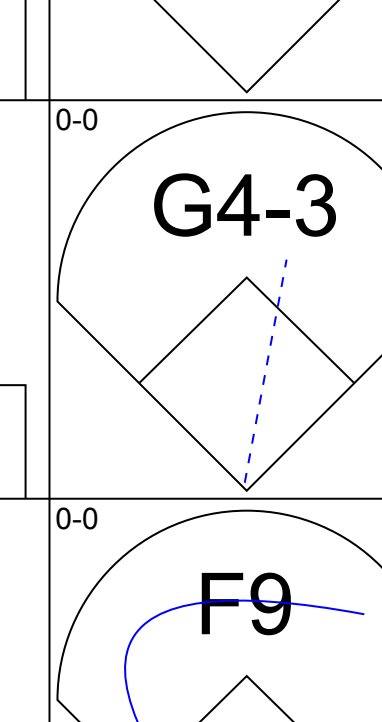
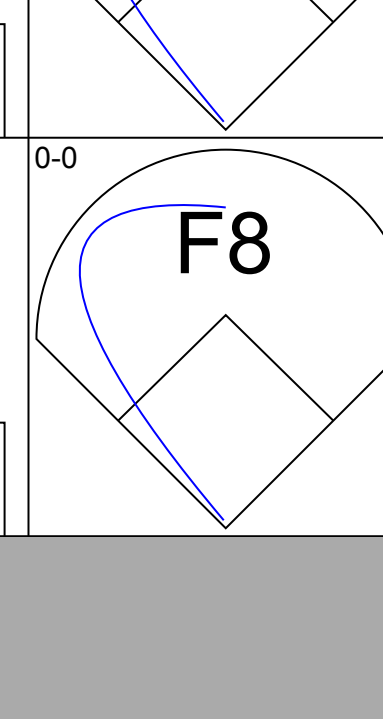
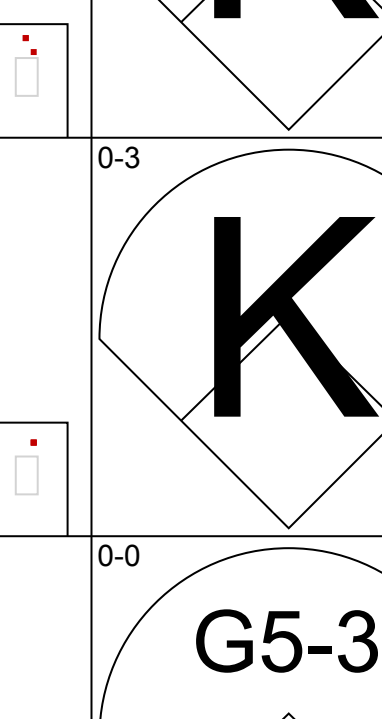
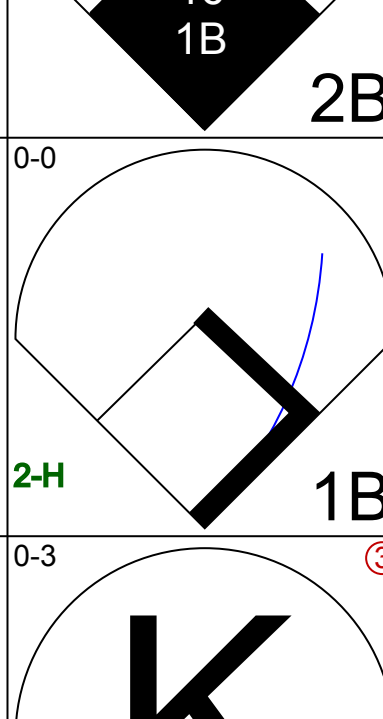
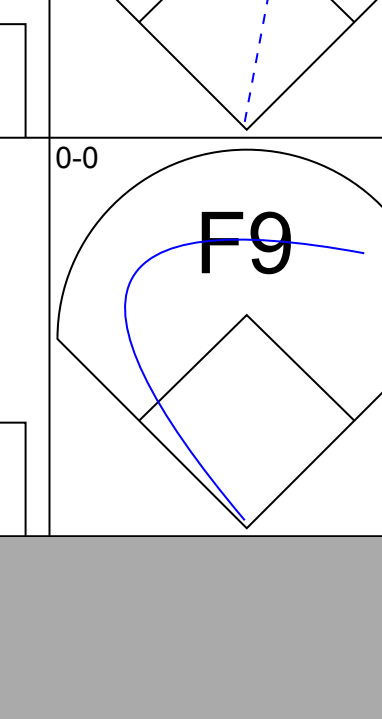
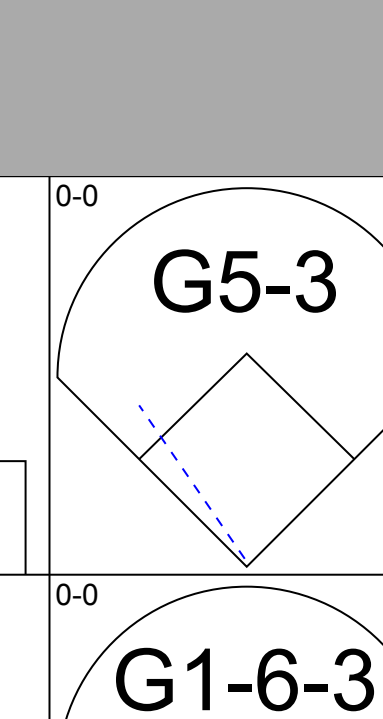
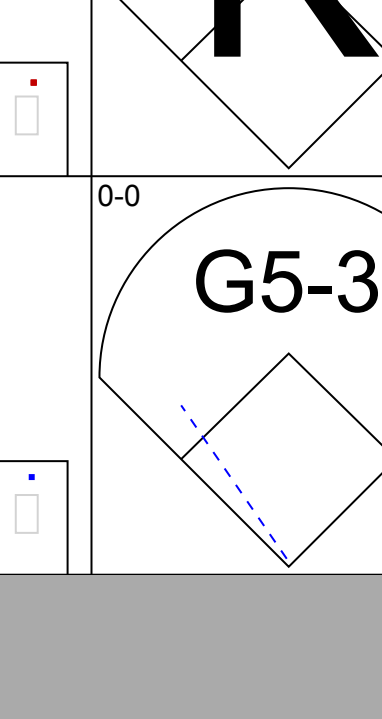
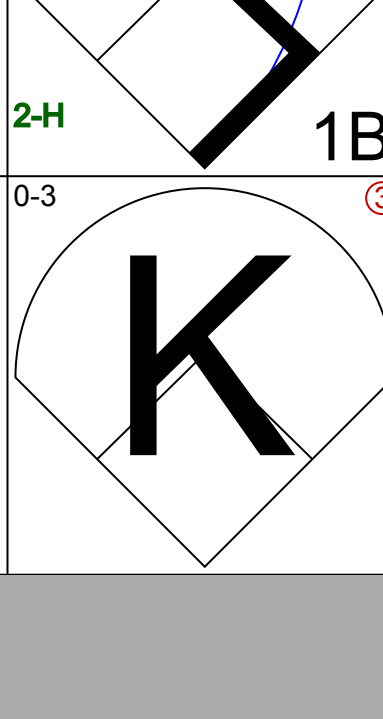
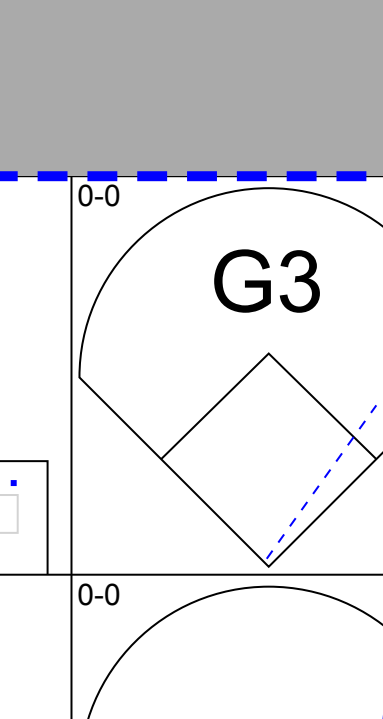
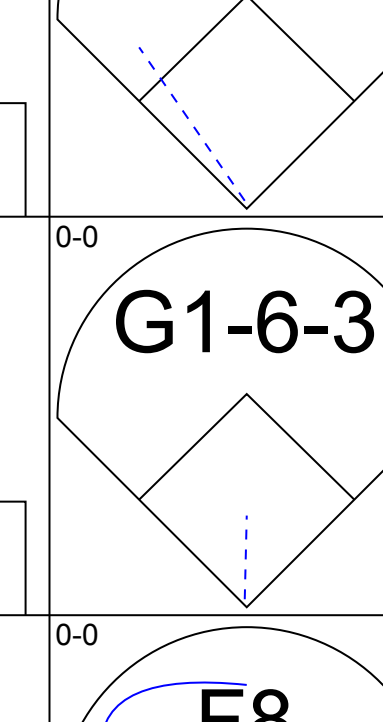
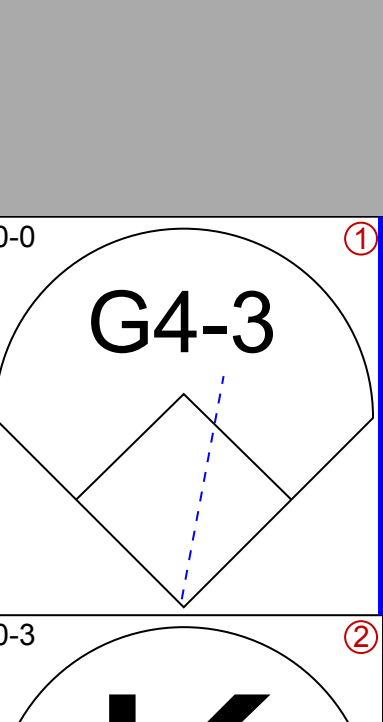
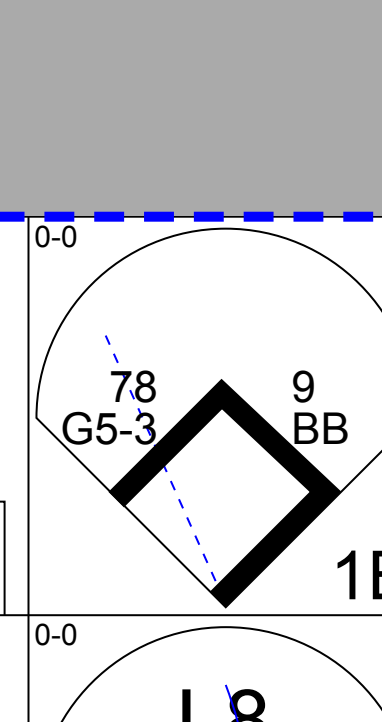
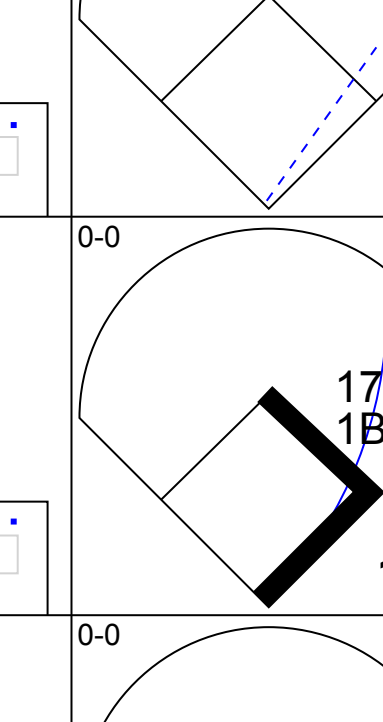
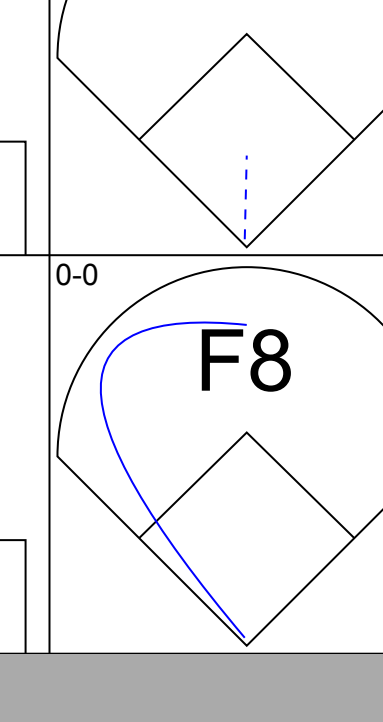
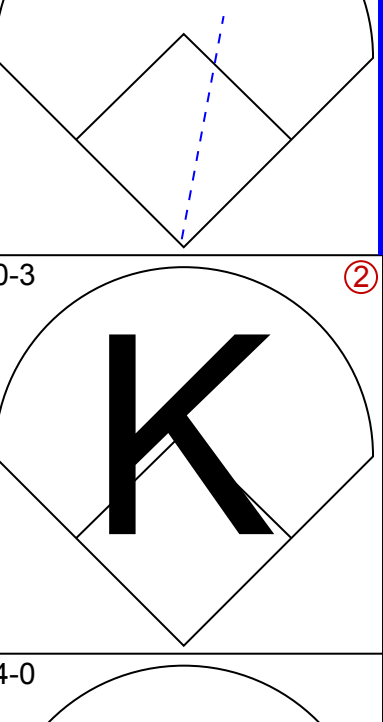
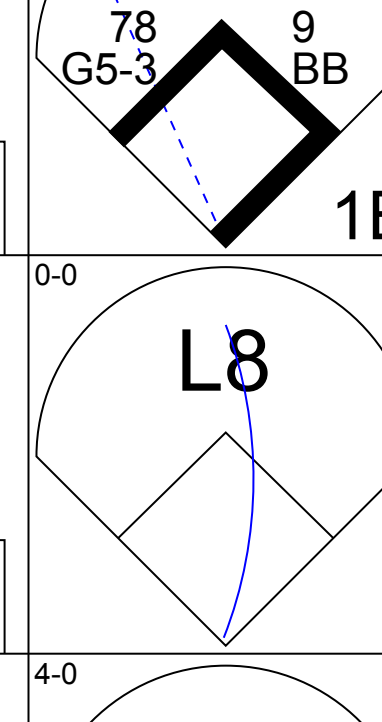
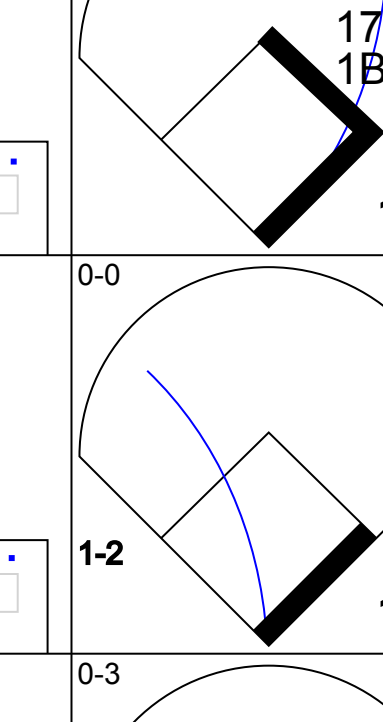
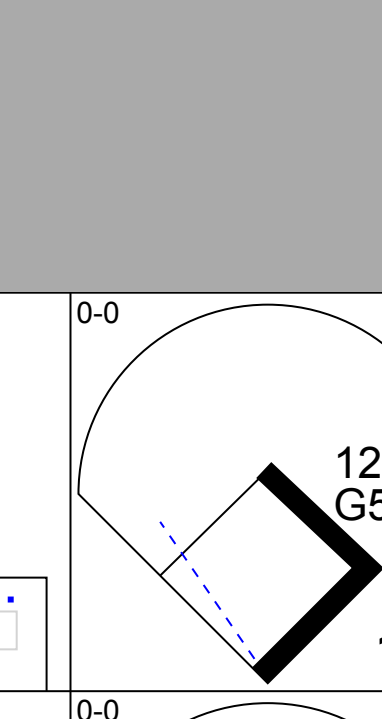
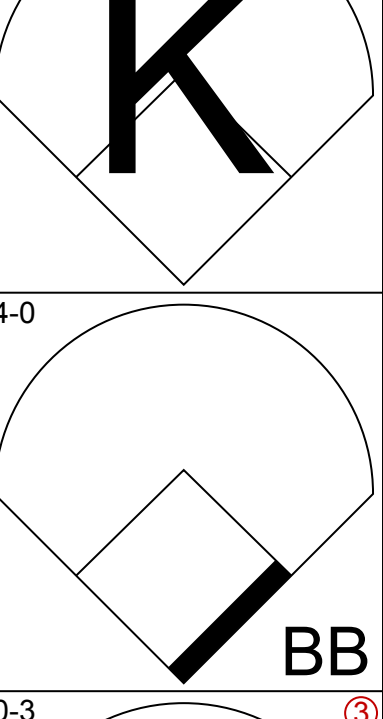
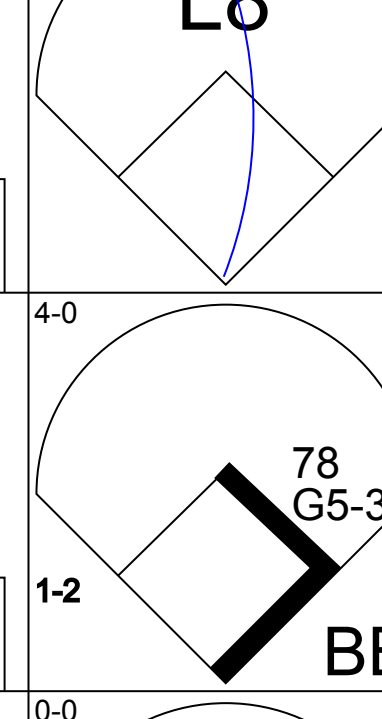
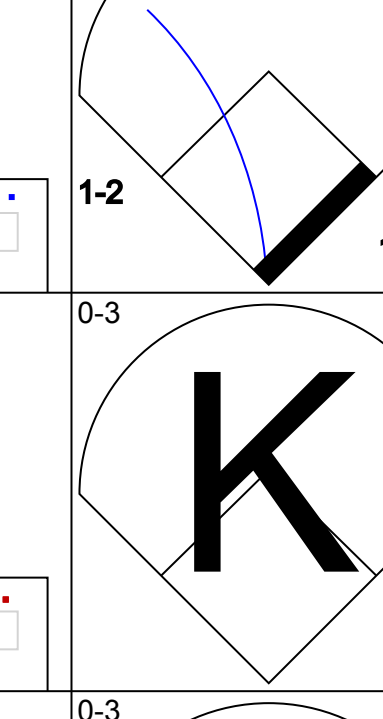
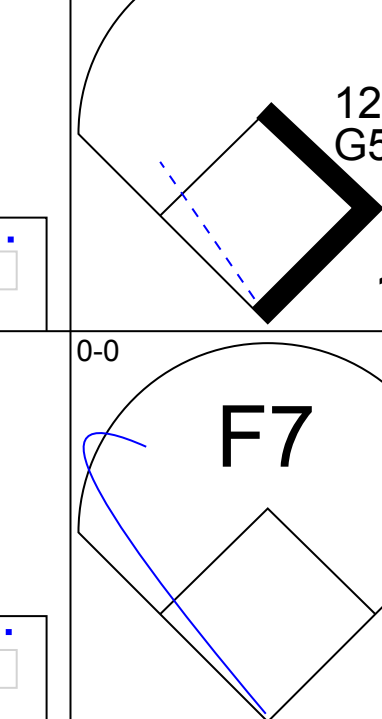
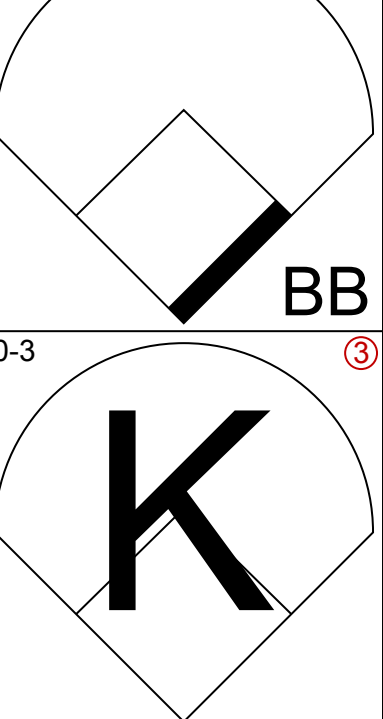
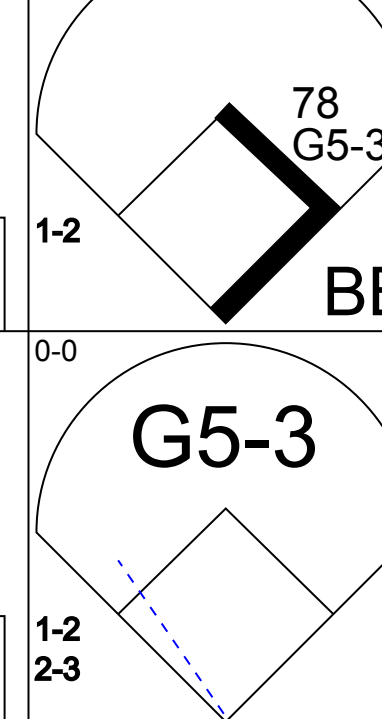
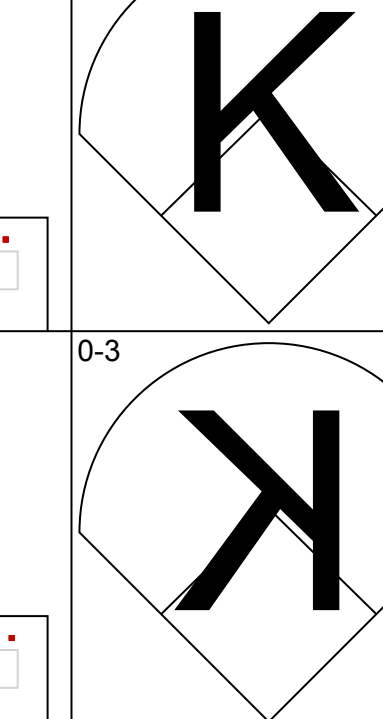
Batter	1	2	3	4	5	6	7	8	9	10	AB	R	H	RBI	BB	SO	LOB	BOTTOM							
24 Michael Bourn, L OBP: 0.278, SLG: 0.365 74 Jordan Parraz, R OBP: 0.469, SLG: 0.921											4	0	1	0	0	1	1	Miami Marlins @ Atlanta Braves Champion Stadium, Lake Buena Vista, FL Thu Mar 22 2012, 1:11 PM - 4:33 PM EDT Att: 7,721 - Partly Cloudy - 81 F							
14 Martín Prado, R OBP: 0.442, SLG: 0.400											3	2	1	0	1	0	1								
5 Freddie Freeman, L OBP: 0.231, SLG: 0.294 30 Luis Durango, S OBP: 0.600, SLG: 0.500 92 Barrett Kleinkecht, R											5	1	3	3	0	0	0								
26 Dan Uggla, R OBP: 0.357, SLG: 0.610 17 Jose Constanza, L OBP: 0.185, SLG: 0.154											4	0	1	0	0	2	1								
20 Eric Hinske, L OBP: 0.302, SLG: 0.376 11 Josh Wilson, R											3	1	1	0	1	0	1								
22 Jason Heyward, L OBP: 0.233, SLG: 0.333											4	0	0	0	1	0	3								
8 David Ross, R OBP: 0.276, SLG: 0.200 7 J.C. Boscan, R OBP: 0.389, SLG: 0.333											4	0	0	0	0	1	3								
1 Tyler Pastornicky, R OBP: 0.235, SLG: 0.224											5	0	4	1	0	1	0								
37 Brandon Beachy, R 34 Eric O'Flaherty, L 23 Matt Diaz, R 53 Cory Gearrin, R 4 Drew Sutton, S 70 Dusty Hughes, L 82 Ryan Buchter, L											1	0	0	0	0	1	1								
											0	0	0	0	0	0	0								
Inning Stats	R: 1 E: 0 K: 2 S: 9	H: 2 LOB: 2 BB: 1 P: 13	R: 0 E: 0 K: 0 S: 4	H: 1 LOB: 1 BB: 0 P: 4	R: 0 E: 0 K: 0 S: 3	H: 0 LOB: 0 BB: 0 P: 3	R: 1 E: 0 K: 1 S: 7	H: 2 LOB: 1 BB: 0 P: 7	R: 2 E: 0 K: 0 S: 7	H: 2 LOB: 2 BB: 2 P: 18	R: 0 E: 0 K: 0 S: 4	H: 0 LOB: 0 BB: 0 P: 5	R: 0 E: 0 K: 1 S: 6	H: 1 LOB: 1 BB: 0 P: 6	R: 1 E: 0 K: 0 S: 5	H: 2 LOB: 2 BB: 0 P: 6	R: 0 E: 0 K: 2 S: 7	H: 0 LOB: 0 BB: 0 P: 7	1B: 8 2B: 3 3B: 0 HR: 1	SF: 0 SAC: 2 DP: 1 HBP: 0	WP: 0 PB: 1 SB: 0 CS: 0	PA: 44			
PITCHER	IP 4.1	WLS B	BF 9	H 4	R 1	ER 3	SO 3	BB 2	IBB 0	HBP 0	BLK 0	WP 0	HR 0	S 24	P 32	ERA 6.23	WHIP 1.615								
47 Ricky Nolasco, R ERA: 4.97 57 Chad Gaudin, R ERA: 1.93 58 Ryan Webb, R ERA: 1.23 50 Jose Ceda, R ERA: 1.23 64 Beau Jones, L ERA: 1.23																									

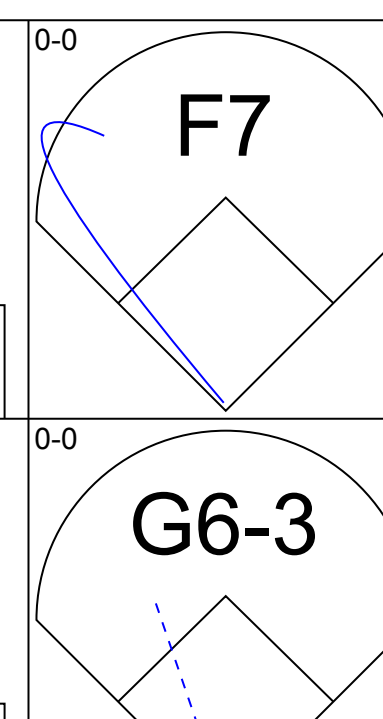
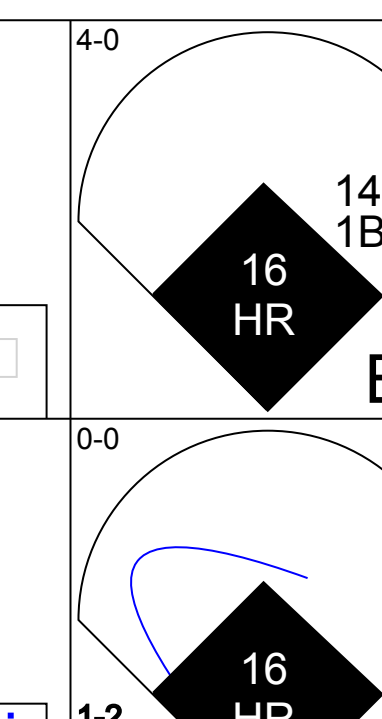
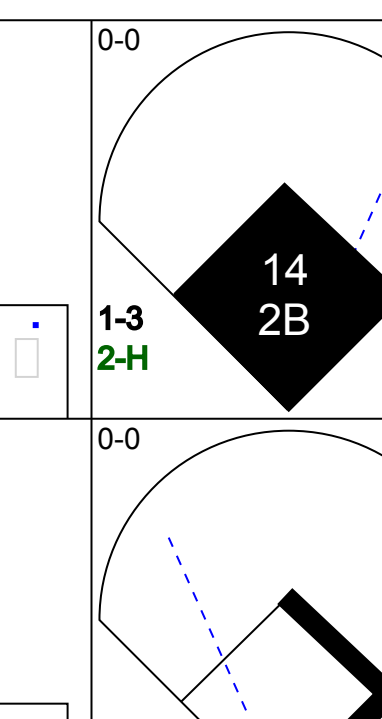

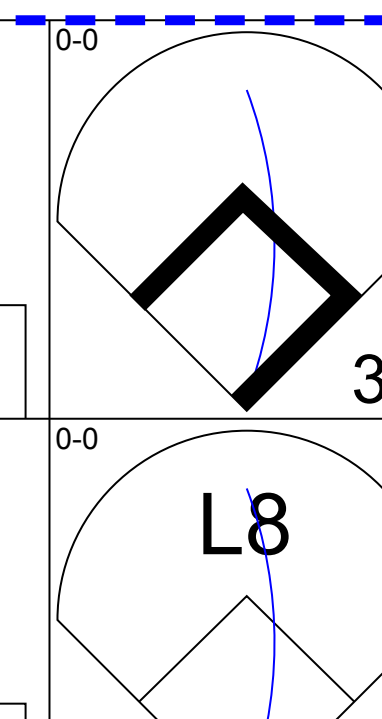
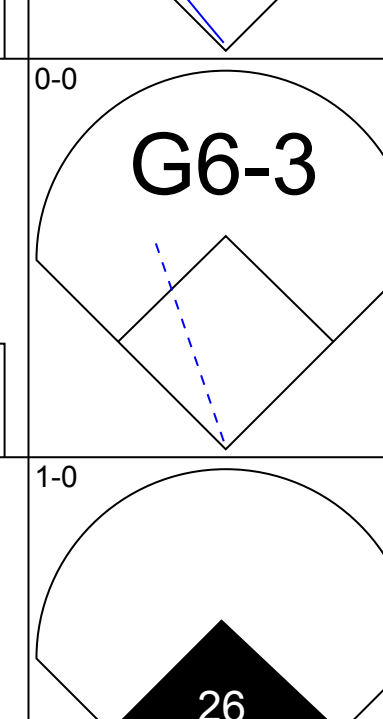
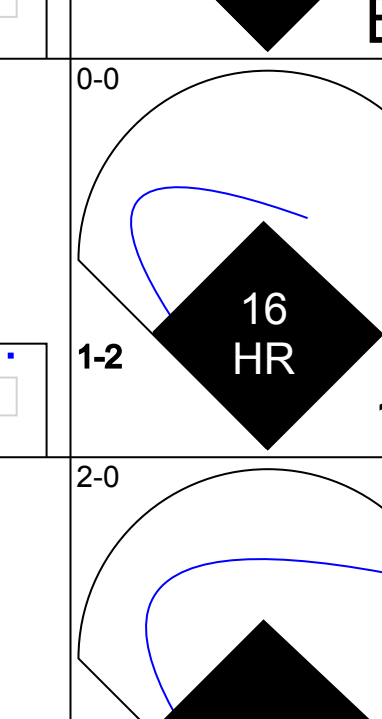
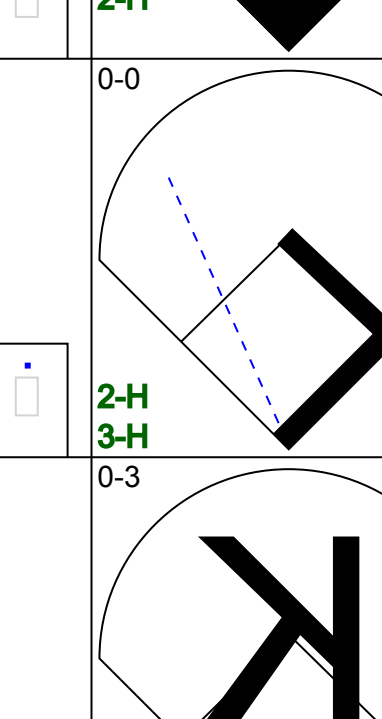
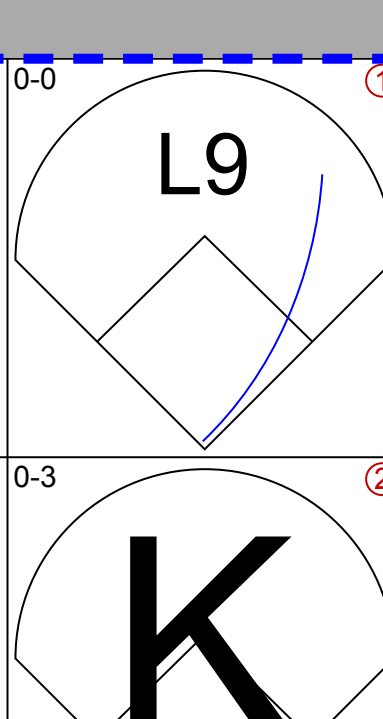
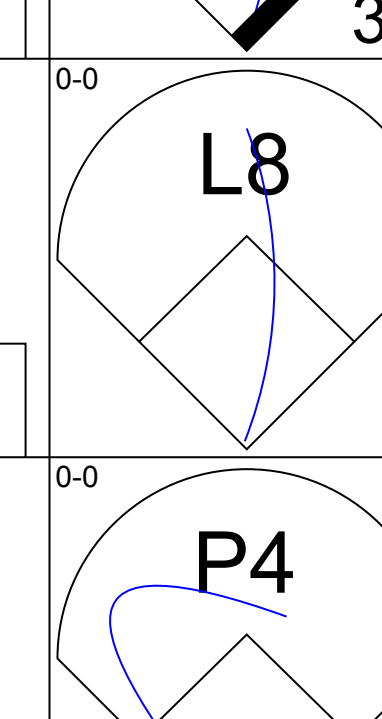
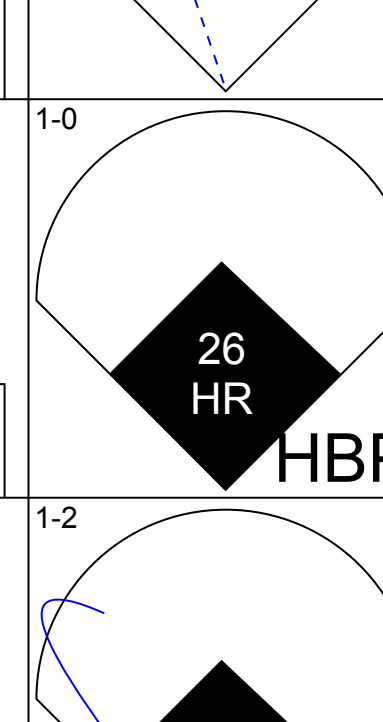
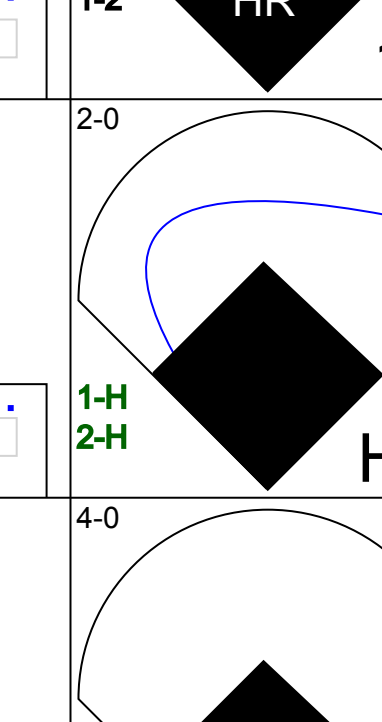
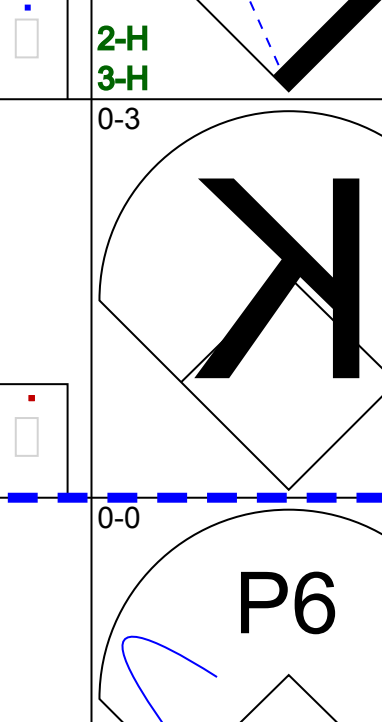

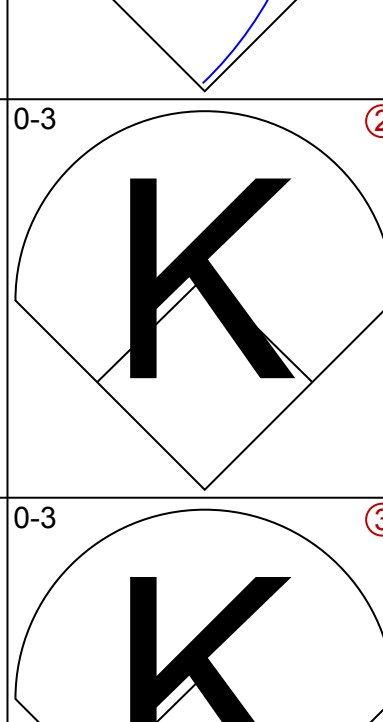
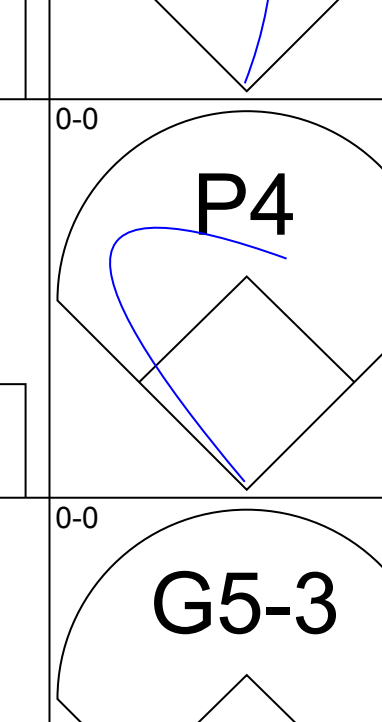
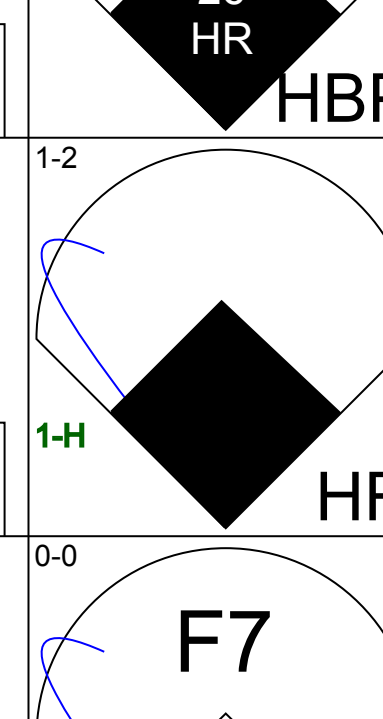
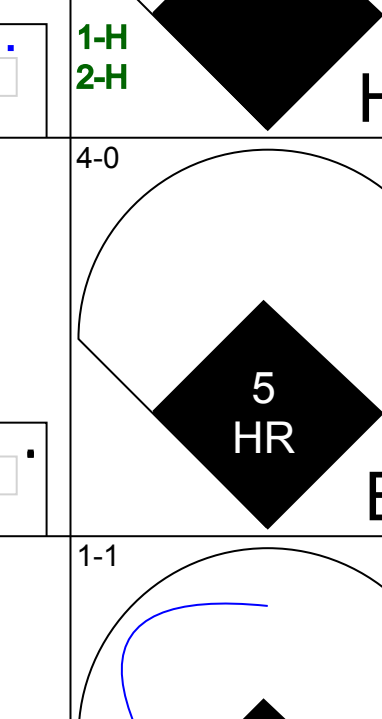
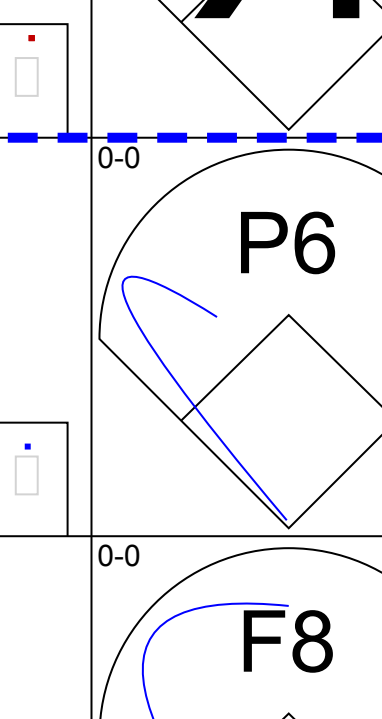


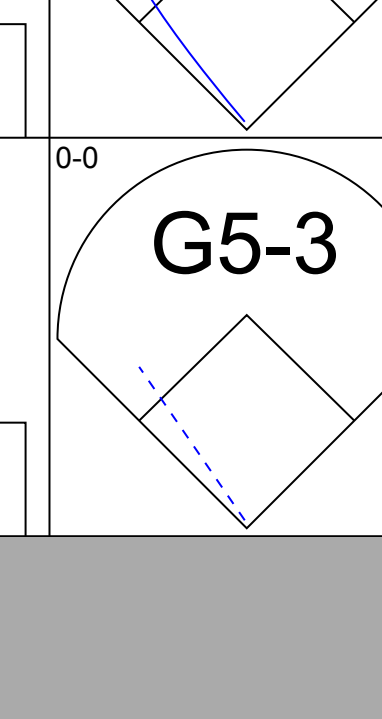
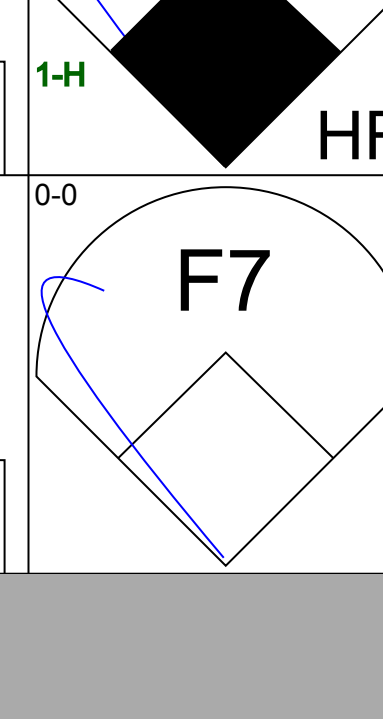
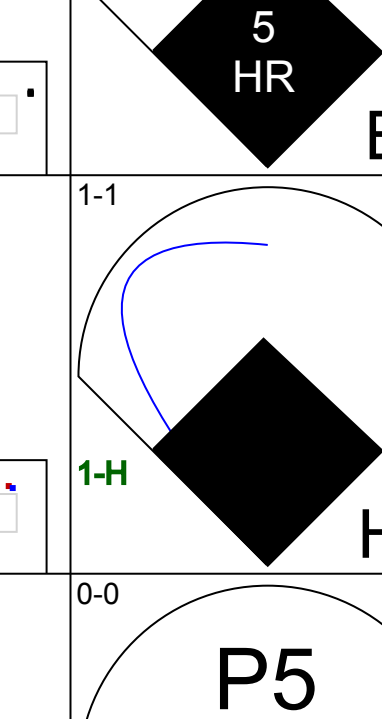
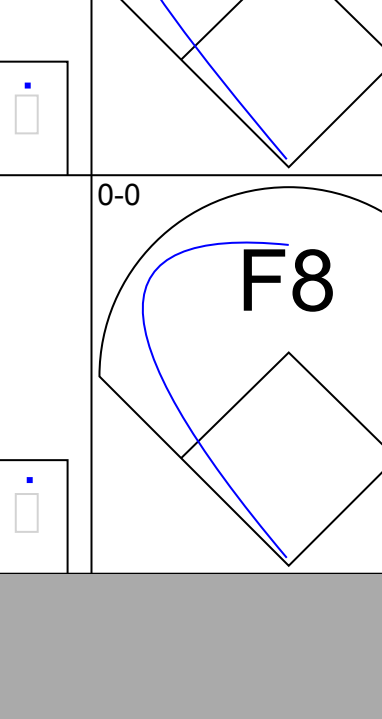
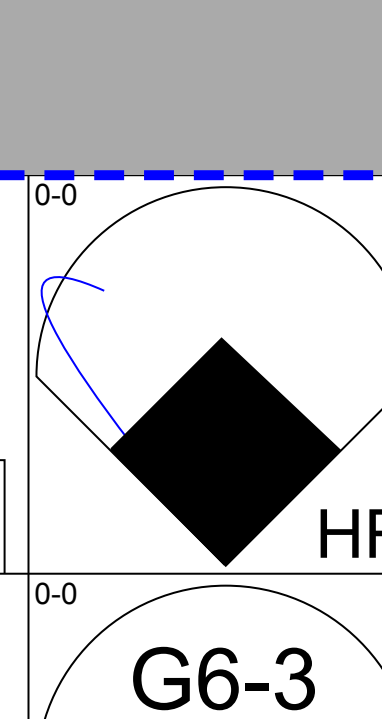
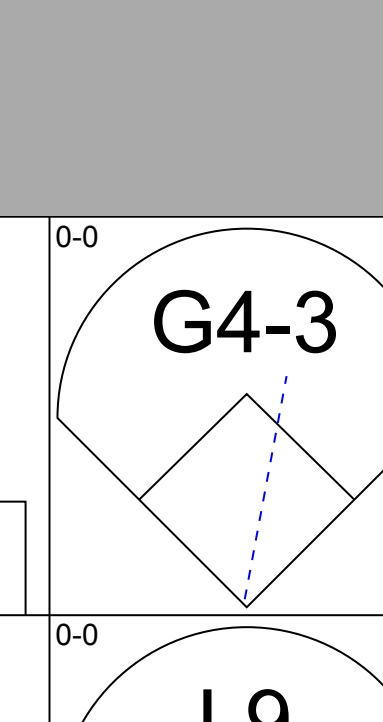
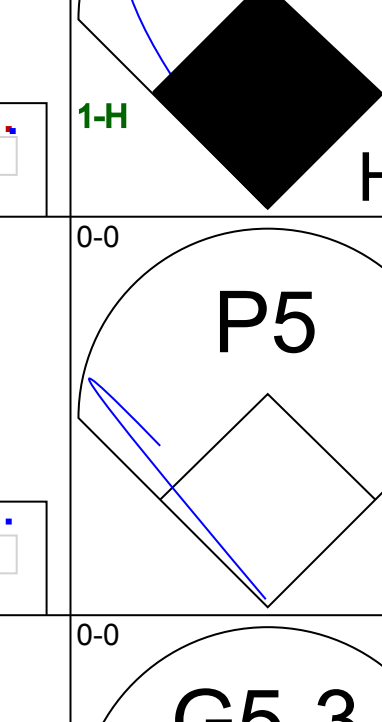
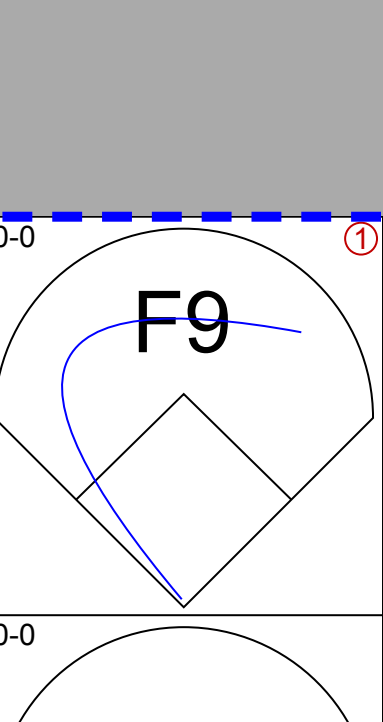
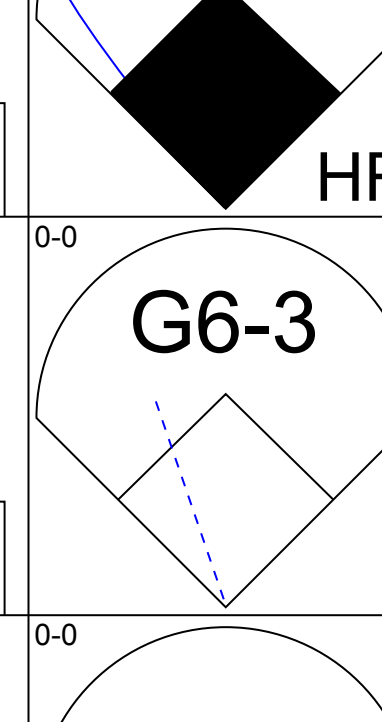
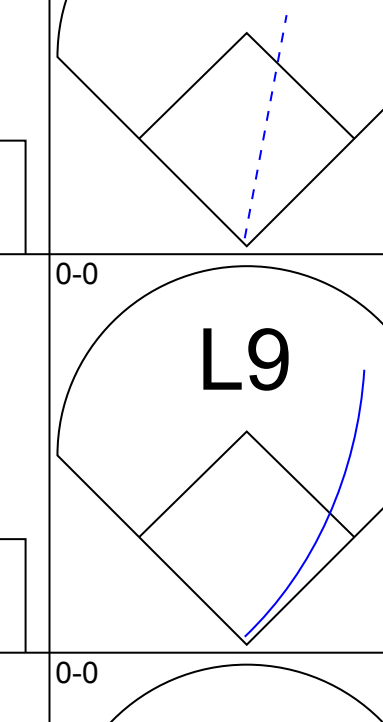
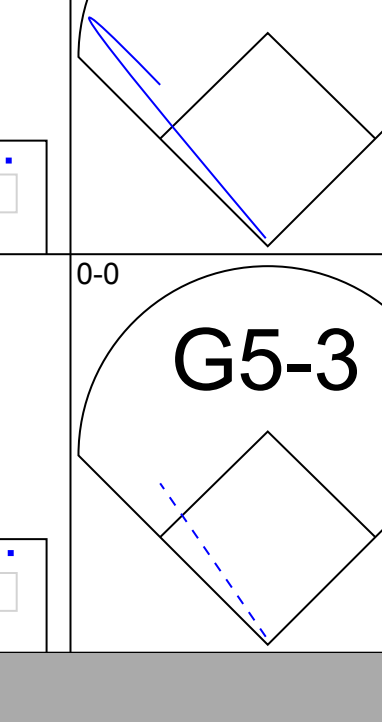
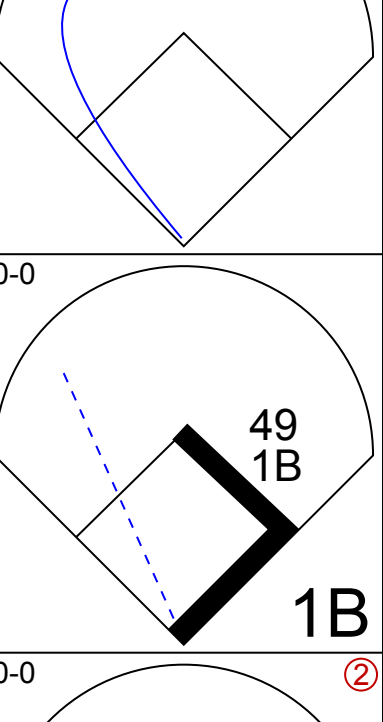
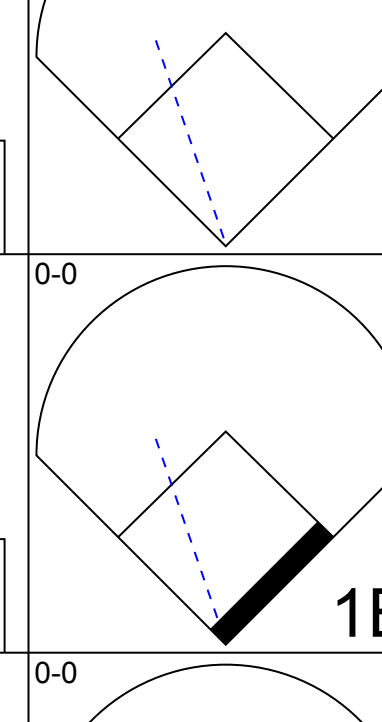
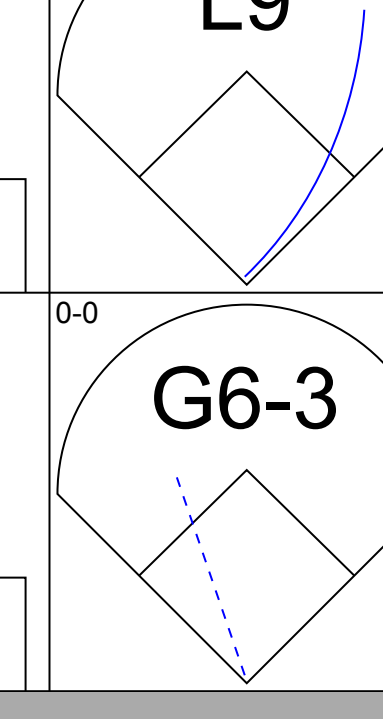
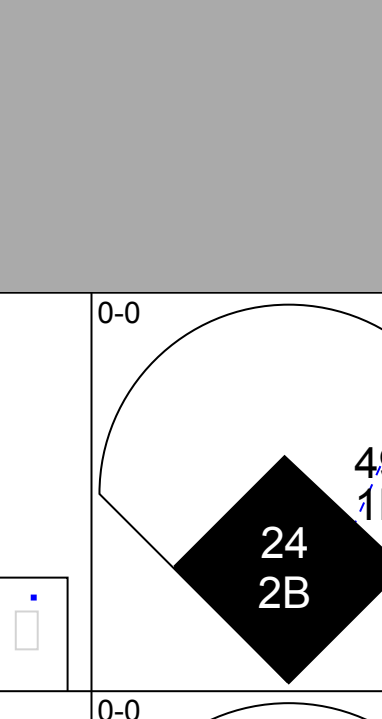
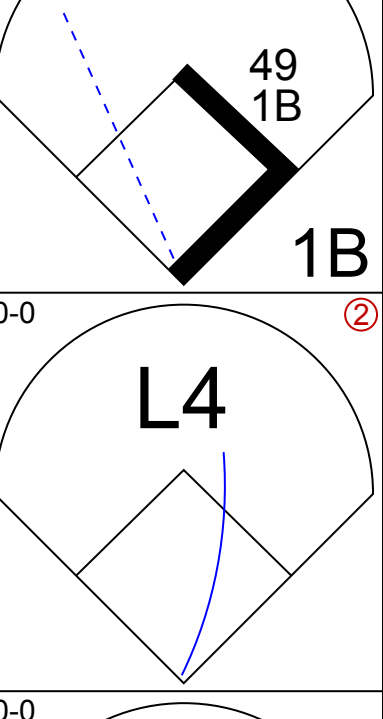
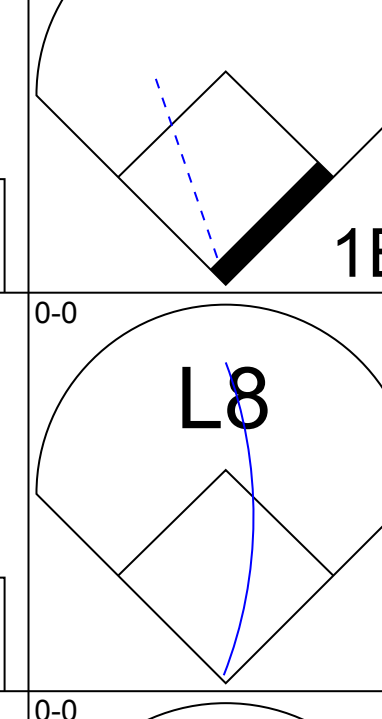
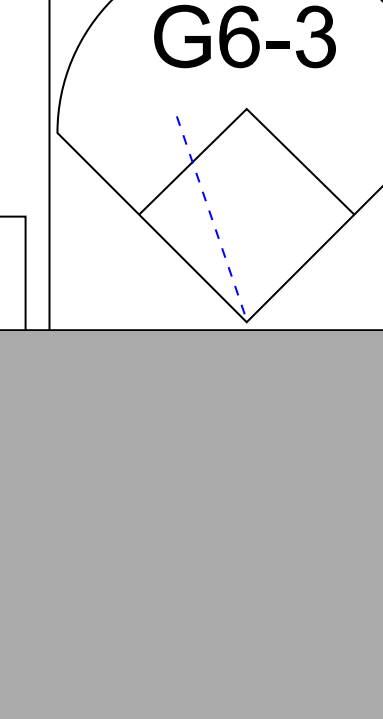
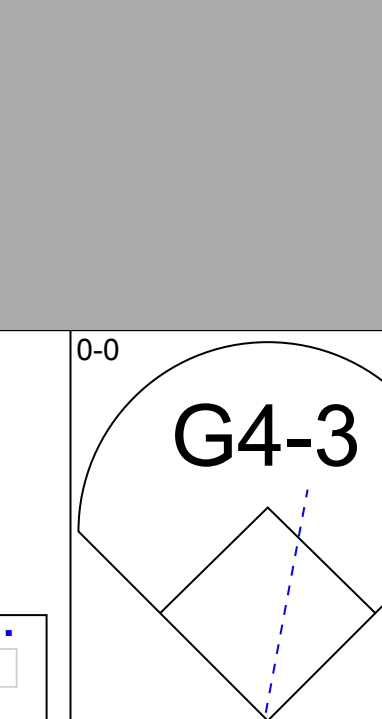
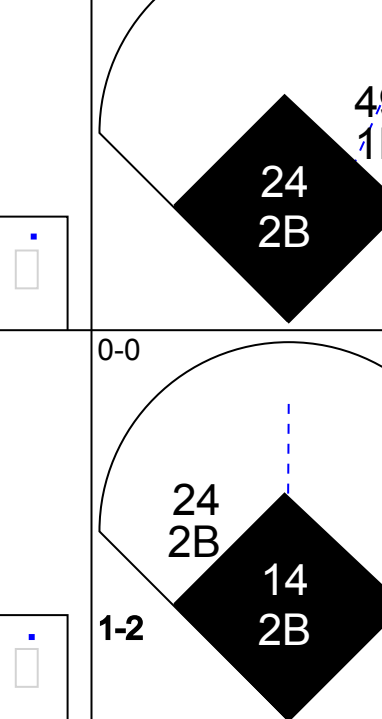
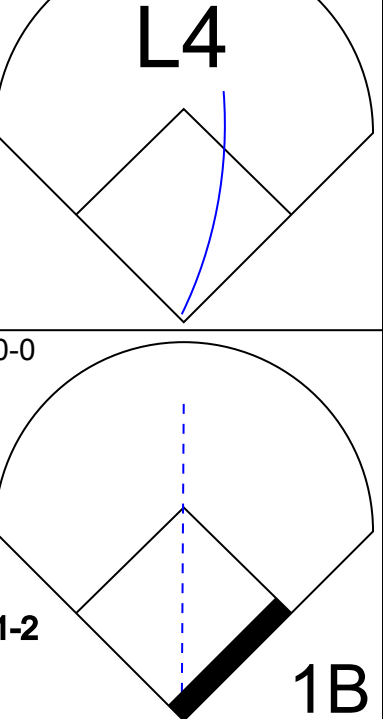
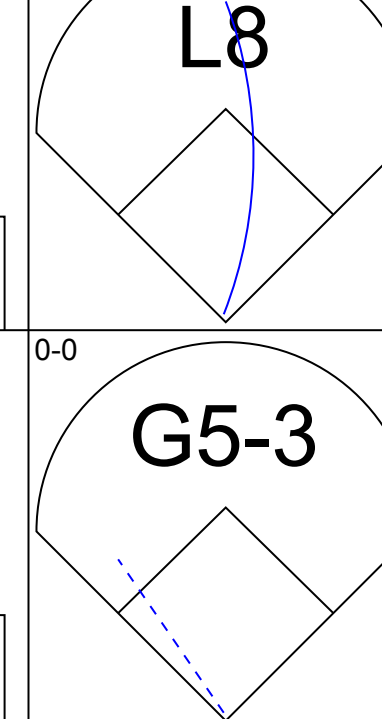


Batter	1	2	3	4	5	6	7	8	9	AB	R	H	RBI	BB	SO	LOB	TOP								
1 Tyler Pastornicky, R OBP: 0.236, SLG: 0.245 80 Nick Ahmed, R	G3		F8			2B		G5-3		4	0	1	0	0	0	0	Atlanta Braves @ Toronto Blue Jays Florida Auto Exchange Stadium, Dunedin, FL Sat Mar 24 2012, 1:09 PM - 3:36 PM EDT Att: 5,509 - Partly Cloudy - 81 F livebaseballscorecards.com								
14 Martin Prado, R OBP: 0.433, SLG: 0.472 88 Phil Gosselin, R	K			G6-3		K			1B	4	0	1	0	0	2	1									
16 Brian McCann, L OBP: 0.383, SLG: 0.385 74 Jordan Parraz, R OBP: 0.441, SLG: 0.581	G4-3			G4-3				G6-3		2	0	0	0	1	0	0									
5 Freddie Freeman, L OBP: 0.246, SLG: 0.291 86 Brandon Drury, R		1B		E4		F9				3	0	1	0	0	0	2									
20 Eric Hinske, L OBP: 0.292, SLG: 0.381 7 J.C. Boscan, R OBP: 0.368, SLG: 0.313	F7			F8				G3		3	0	0	0	0	0	2									
22 Jason Heyward, L OBP: 0.222, SLG: 0.317 79 Mycal Jones, R	K				G3			G3-1		3	0	0	0	0	1	1									
8 David Ross, R OBP: 0.185 17 Jose Constanza, L OBP: 0.161, SLG: 0.133	F9				K			FC6-4		2	0	0	0	1	1	1									
23 Matt Diaz, R OBP: 0.244, SLG: 0.286 30 Luis Durango, S OBP: 0.577, SLG: 0.476			F8		G6-3			FC6-4		3	0	0	0	0	0	1									
11 Josh Wilson, R OBP: 0.231, SLG: 0.200	K					K		P4		3	0	0	0	0	2	0									
Inning Stats	R: 0 E: 0 K: 1 S: 5	H: 0 LOB: 0 BB: 0 P: 5	R: 0 E: 0 K: 1 S: 6	H: 1 LOB: 1 BB: 0 P: 6	R: 0 E: 0 K: 1 S: 5	H: 0 LOB: 0 BB: 0 P: 5	R: 0 E: 1 K: 0 S: 4	H: 0 LOB: 1 BB: 0 P: 4	R: 0 E: 0 K: 1 S: 5	H: 0 LOB: 0 BB: 0 P: 5	R: 0 E: 0 K: 2 S: 8	H: 1 LOB: 2 BB: 1 P: 12	R: 0 E: 0 K: 0 S: 3	H: 0 LOB: 1 BB: 1 P: 7	R: 0 E: 0 K: 0 S: 4	H: 1 LOB: 0 BB: 0 P: 4		R: 0 E: 0 K: 1 S: 5	H: 0 LOB: 0 BB: 0 P: 5	1B: 2 2B: 1 3B: 0 HR: 0	SF: 0 SAC: 0 DP: 0 HBP: 0	WP: 0 PB: 0 SB: 0 CS: 0	PA: 33		
PITCHER	IP	WLS	BF	H	R	ER	SO	BB	IBB	HBP	BLK	WP	HR	S	P	ERA	WHIP								
37 Henderson Alvarez III, R ERA: 1.64	5.0	W	17	1	0	0	4	0	0	0	0	0	0	8	25	0.00	0.200								
21 Sergio Santos, R ERA: 1.5	1.0		5	1	0	0	2	1	0	0	0	0	0	8	12	0.00	2.000								
38 Darren Oliver, L ERA: 7.2	1.0		4	0	0	0	0	1	0	0	0	0	0	3	7	0.00	1.000								
44 Casey Janssen, R ERA: 1.5	1.0		4	1	0	0	0	0	0	0	0	0	0	4	4	0.00	1.000								
48 Francisco Cordero, R ERA: 2.57	1.0		3	0	0	0	1	0	0	0	0	0	0	5	5	0.00	0.000								

Batter	1	2	3	4	5	6	7	8	9	AB	R	H	RBI	BB	SO	LOB	BOTTOM								
2 Kelly Johnson, L OBP: 0.366, SLG: 0.432 1 Luis Valbuena, L OBP: 0.233, SLG: 0.379	K		G4-3	G3-1		BB				3	1	1	3	1	1	1	Atlanta Braves @ Toronto Blue Jays Florida Auto Exchange Stadium, Dunedin, FL Sat Mar 24 2012, 1:09 PM - 3:36 PM EDT Att: 5,509 - Partly Cloudy - 81 F livebaseballscorecards.com								
5 Yunel Escobar, R OBP: 0.333, SLG: 0.351 62 Jonathan Diaz, R OBP: 0.484, SLG: 0.571		1B	HR	K		K		K		3	1	1	0	1	2	2									
19 Jose Bautista, R OBP: 0.385, SLG: 0.735 Marcus Knecht, R OBP: 0.333, SLG: 0.333	F9		P6	G3-1		FC4-6		K		4	0	1	1	0	0	4									
26 Adam Lind, L OBP: 0.359, SLG: 0.471 30 David Cooper, L OBP: 0.370, SLG: 0.385	F8		HR	3B		FC4-6		G6-3		3	2	2	4	1	0	1									
14 Eric Thames, L OBP: 0.396, SLG: 0.535 36 Ricardo Nanita, L OBP: 0.400, SLG: 0.400	K		1B	2B		FC4-6				3	0	2	1	0	1	0									
28 Colby Rasmus, L OBP: 0.302, SLG: 0.250 18 Mike McCoy, R OBP: 0.250, SLG: 0.241		1B	K	G4-3		L3				4	0	1	0	0	1	5									
9 J.P. Arencibia, R OBP: 0.283, SLG: 0.595 68 Yan Gomes, R OBP: 0.476, SLG: 0.857	L7			1B	P3			G4-3		4	1	1	0	0	0	1									
45 Travis Snider, L OBP: 0.353, SLG: 0.652 6 Jeff Mathis, R OBP: 0.231, SLG: 0.167	K		FC4	K						3	1	0	0	0	2	2									
17 Omar Vizquel, S OBP: 0.448, SLG: 0.500 25 Chris Woodward, R OBP: 0.288, SLG: 0.091			1B	1B	P6			K		4	2	2	0	0	1	1									
Inning Stats	R: 0 E: 0 K: 1 S: 6	H: 1 LOB: 1 BB: 0 P: 6	R: 0 E: 0 K: 2 S: 8	H: 1 LOB: 0 BB: 0 P: 8	R: 3 E: 0 K: 1 S: 10	H: 3 LOB: 1 BB: 1 P: 17	R: 5 E: 1 K: 1 S: 11	H: 5 LOB: 1 BB: 0 P: 12	R: 0 E: 0 K: 1 S: 5	H: 0 LOB: 0 BB: 0 P: 5	R: 1 E: 0 K: 0 S: 6	H: 1 LOB: 3 BB: 2 P: 14	R: 0 E: 0 K: 2 S: 7	H: 0 LOB: 1 BB: 1 P: 11	R: 0 E: 0 K: 2 S: 7	H: 0 LOB: 0 BB: 0 P: 7		R: 0 E: 0 K: 1 S: 5	H: 0 LOB: 0 BB: 0 P: 5	1B: 6 2B: 3 3B: 1 HR: 1	SF: 0 SAC: 0 DP: 0 HBP: 0	WP: 2 PB: 0 SB: 0 CS: 0	PA: 40		
PITCHER	IP	WLS	BF	H	R	ER	SO	BB	IBB	HBP	BLK	WP	HR	S	P	ERA	WHIP								
40 Randall Delgado, R ERA: 7.8	4.0	L	24	10	8	5	5	1	0	0	0	0	0	35	43	11.25	2.750								
50 Cristhian Martinez, R ERA: 1.5	2.0		9	1	1	1	2	2	0	0	0	0	0	11	19	4.50	1.500								
53 Cory Gearrin, R ERA: 1.5	1.0		4	0	0	0	2	1	0	0	0	0	0	7	11	0.00	1.000								
99 Jose Lugo, L ERA: 4.5	1.0		3	0	0	0	2	0	0	0	0	0	0	7	7	0.00	0.000								



Batter	1	2	3	4	5	6	7	8	9	AB	R	H	RBI	BB	SO	LOB	TOP					
12 Brian Bixler, R OBP: 0.375, SLG: 0.650										4	0	0	0	0	1	3	Houston Astros @ Atlanta Braves Champion Stadium, Lake Buena Vista, FL Sun Mar 25 2012, 1:09 PM - 3:40 PM EDT Att: 5,203 - Cloudy - 75 F					
46 Scott Moore, L OBP: 0.320, SLG: 0.381										4	0	0	0	0	2	1						
6 Travis Buck, L OBP: 0.367, SLG: 0.621 87 Jonathan Meyer, R (6, 5)										3	1	1	0	0	1	1						
16 Matt Downs, R OBP: 0.212, SLG: 0.290 Jordan Brown, L (8, 3)										4	0	1	1	0	1	1						
23 Chris Johnson, R OBP: 0.324, SLG: 0.703 59 Wilton Lopez, R (6, 1) 76 Jonathan Villar, S (7, 6)										3	0	0	0	0	1	1						
15 Jason Castro, L OBP: 0.313, SLG: 0.310 37 Brandon Lyon, R (5, 1) 77 Jake Goebbert, L OBP: 0.375, SLG: 0.286 (6, 9)										2	0	0	0	0	0	0						
17 Justin Ruggiano, R OBP: 0.192, SLG: 0.208 (1, 7)										4	0	1	0	0	1	1						
9 Marwin Gonzalez, S OBP: 0.303, SLG: 0.185 28 David Carpenter, R (7, 1) 53 Wesley Wright, R (8, 1) 98 T.J. Steele, R (9, PH)										1	0	1	0	2	0	0						
21 Zach Duke, L (1, 1) 80 Kirk Clark, R (4, 1) 78 Landon Powell, S OBP: 0.200, SLG: 0.214 (5, PH) 97 Chris Wallace, R OBP: 0.250, SLG: 0.250 (9, PH)										1	0	0	0	0	0	1						
Inning Stats	R: 0 E: 1 K: 1 S: 6	H: 0 LOB: 1 BB: 0 P: 6	R: 0 E: 0 K: 0 S: 3	H: 0 LOB: 0 BB: 0 P: 3	R: 0 E: 0 K: 0 S: 4	H: 1 LOB: 1 BB: 0 P: 4	R: 0 E: 0 K: 2 S: 7	H: 0 LOB: 0 BB: 0 P: 7	R: 0 E: 0 K: 2 S: 7	H: 0 LOB: 1 BB: 1 P: 11	R: 1 E: 0 K: 2 S: 9	H: 2 LOB: 1 BB: 0 P: 9	R: 0 E: 0 K: 0 S: 4	H: 1 LOB: 2 BB: 1 P: 8	R: 0 E: 0 K: 1 S: 5	H: 0 LOB: 0 BB: 0 P: 5		R: 0 E: 0 K: 2 S: 9	H: 2 LOB: 2 BB: 0 P: 9	1B: 5 2B: 1 3B: 0 HR: 0	SF: 0 SAC: 0 DP: 0 HBP: 0	WP: 0 PB: 0 SB: 0 CS: 0
PITCHER	IP WLS BF H R ER SO BB IBB HBP BLK WP HR S P ERA WHIP																					
49 Jair Jurjens, R ERA: 7.45 80 Yohan Flande, L ERA: 82 Ryan Buchter, L ERA: 57 Jairo Asencio, R ERA: 2.7	(1, 1) (7, 1) (8, 1) (9, 1)	6.0 1.0 1.0 1.0	W 5 3 5	L 1 0 2	B 23 0 0	F 3 1 0	H 3 0 0	R 1 0 0	ER 1 0 0	SO 7 0 1	BB 1 0 0	IBB 0 0 0	HBP 0 0 0	BLK 0 0 0	WP 0 0 0	HR 0 4 5	S 36 4 8	P 40 5 5	ERA 1.50 0.00 0.00 0.00	WHIP 0.667 2.000 0.000 2.000		

Batter	1	2	3	4	5	6	7	8	9	AB	R	H	RBI	BB	SO	LOB	BOTTOM					
24 Michael Bourn, L OBP: 0.306, SLG: 0.441 30 Luis Durango, S OBP: 0.393, SLG: 0.591										3	2	1	1	1	1	2	Houston Astros @ Atlanta Braves Champion Stadium, Lake Buena Vista, FL Sun Mar 25 2012, 1:09 PM - 3:40 PM EDT Att: 5,203 - Cloudy - 75 F					
14 Martin Prado, R OBP: 0.431, SLG: 0.483										5	1	2	2	0	0	1						
16 Brian McCann, L OBP: 0.400, SLG: 0.463 20 Eric Hinske, L OBP: 0.286, SLG: 0.372 80 Yohan Flande, L (7, 1) 11 Josh Wilson, R OBP: 0.214, SLG: 0.182										2	2	1	3	0	1	1						
26 Dan Uggla, R OBP: 0.404, SLG: 0.750 4 Drew Sutton, S OBP: 0.357, SLG: 0.333										3	2	1	2	1	1	1						
5 Freddie Freeman, L OBP: 0.262, SLG: 0.407										4	2	2	3	0	0	1						
74 Jordan Parraz, R OBP: 0.395, SLG: 0.514										4	0	0	0	0	0	0						
23 Matt Diaz, R OBP: 0.250, SLG: 0.289 17 Jose Constanza, L OBP: 0.188, SLG: 0.161										3	0	1	0	0	0	0						
1 Tyler Pastornicky, R OBP: 0.237, SLG: 0.246 82 Ryan Buchter, L (8, 1) 57 Jairo Asencio, R (9, 1)										4	1	1	0	0	0	2						
49 Jair Jurjens, R OBP: 0.667, SLG: 0.667 75 José Yépez, R OBP: 0.333, SLG: 0.417										3	1	2	0	0	0	0						
Inning Stats	R: 2 E: 0 K: 0 S: 6	H: 1 LOB: 0 BB: 0 P: 8	R: 0 E: 0 K: 0 S: 3	H: 0 LOB: 0 BB: 0 P: 3	R: 5 E: 0 K: 0 S: 7	H: 3 LOB: 0 BB: 2 P: 18	R: 3 E: 0 K: 1 S: 9	H: 4 LOB: 1 BB: 0 P: 9	R: 0 E: 0 K: 1 S: 7	H: 2 LOB: 2 BB: 0 P: 7	R: 1 E: 0 K: 0 S: 5	H: 2 LOB: 1 BB: 0 P: 5	R: 0 E: 0 K: 0 S: 4	H: 1 LOB: 1 BB: 0 P: 4	1B: 6 2B: 2 3B: 1 HR: 4	SF: 0 SAC: 0 DP: 0 HBP: 1		WP: 0 PB: 0 SB: 0 CS: 0	PA: 40			
PITCHER	IP WLS BF H R ER SO BB IBB HBP BLK WP HR S P ERA WHIP																					
21 Zach Duke, L ERA: 11.3 80 Kirk Clark, R ERA: 37 Brandon Lyon, R ERA: 2.57 59 Wilton Lopez, R ERA: 28 David Carpenter, R ERA: 5.14	(1, 1) (4, 1) (5, 1) (6, 1) (7, 1)	3.1 0.2 1.0 1.0 1.0	L 2 5 3 5	W 0 2 0 2	B 21 0 0 0	F 10 0 0 0	H 8 0 0 0	R 10 0 0 0	ER 10 0 0 0	SO 10 0 1 2	BB 2 0 0 0	IBB 0 0 0	HBP 1 0 0	BLK 0 0 0	WP 0 0 0	HR 3 2 7 7	S 23 2 7 7	P 36 2 7 7	ERA 27.00 0.00 0.00 0.00 9.00	WHIP 3.000 0.000 2.000 0.000 2.000		
PITCHER	IP WLS BF H R ER SO BB IBB HBP BLK WP HR S P ERA WHIP																					
53 Wesley Wright, L ERA: 3.86	(8, 1)	1.0	L	4	1	0	0	0	0	0	0	0	0	0	0	0	4	4	0.00	1.000		




Batter	1	2	3	4	5	6	7	8	9	10	AB	R	H	RBI	BB	SO	LOB	
26 Eduardo Núñez, R OBP: 0.414, SLG: 0.536 88 Cito Culver, R (8, 6)	L7		24 E 2B		G6-3			SH2-4 74 60 40 G4-3 1B	G6-3		4	1	2	0	0	0	0	
24 Robinson Canó, L OBP: 0.231, SLG: 0.347 60 Jayson Nix, R OBP: 0.353, SLG: 0.355	P5		27 F9 12 1B		F7			40 74 12 SH2-4 2B 1B		74 SH2-3 74 S 1B	3	1	1	1	0	0	0	
25 Mark Teixeira, S OBP: 0.356, SLG: 0.375 74 Doug Bernier, R OBP: 0.433, SLG: 0.519	27 12 1B		L6		F7			SH2-4		SH2-3	3	1	1	0	0	0	1	
27 Raul Ibanez, L OBP: 0.146, SLG: 0.178 40 Bill Hall, R OBP: 0.350, SLG: 0.313	12 1B		F9		F7			G4-3		66 S BB	3	0	1	0	0	0	1	
12 Eric Chavez, L OBP: 0.235, SLG: 0.294 Addison Maruszak, R (8, 3)	1-3 2-H 1B				F9					K	4	0	3	3	0	0	0	
17 Francisco Cervelli, R OBP: 0.273, SLG: 0.235 66 Gustavo Molina, R OBP: 0.429, SLG: 0.643	F7		3-H 1B		F9			3-H 2B		F9	4	0	0	0	0	1	5	
38 Dewayne Wise, L OBP: 0.394, SLG: 0.500 83 Abraham Almonte, S (8, 8)		F8			K			G3-1		G4-3	3	0	0	0	0	1	0	
41 Chris Dickerson, L OBP: 0.273, SLG: 0.207 96 Walter Ibarra, S OBP: 0.667, SLG: 0.667		F7			F7			G3-1		83 FC4-6 1B	3	0	0	0	0	0	0	
64 Justin Maxwell, R OBP: 0.410, SLG: 0.488 83 Tyler Austin, R (8, 9)		G5-3			G6-3			K		FC4-6	2	0	0	0	0	0	0	
Inning Stats	R: 1 E: 0 K: 0 S: 6	H: 3 LOB: 2 BB: 0 P: 6	R: 0 E: 0 K: 0 S: 3	H: 0 LOB: 0 BB: 0 P: 3	R: 2 E: 1 K: 0 S: 6	H: 3 LOB: 1 BB: 0 P: 6	R: 0 E: 0 K: 1 S: 5	H: 0 LOB: 0 BB: 0 P: 5	R: 0 E: 0 K: 1 S: 5	H: 0 LOB: 0 BB: 0 P: 5	R: 2 E: 0 K: 0 S: 6	H: 3 LOB: 2 BB: 0 P: 6	R: 0 E: 1 K: 0 S: 4	H: 1 LOB: 1 BB: 0 P: 4	R: 0 E: 0 K: 1 S: 6	H: 1 LOB: 2 BB: 1 P: 12	1B: 9 2B: 2 3B: 0 HR: 0	SF: 0 SAC: 2 DP: 0 HBP: 0
PITCHER	IP WLS BF H R ER SO ERA WHIP	IP WLS BF H R ER SO ERA WHIP	IP WLS BF H R ER SO ERA WHIP	IP WLS BF H R ER SO ERA WHIP	IP WLS BF H R ER SO ERA WHIP	IP WLS BF H R ER SO ERA WHIP	IP WLS BF H R ER SO ERA WHIP	IP WLS BF H R ER SO ERA WHIP	IP WLS BF H R ER SO ERA WHIP	IP WLS BF H R ER SO ERA WHIP	IP WLS BF H R ER SO ERA WHIP	IP WLS BF H R ER SO ERA WHIP	IP WLS BF H R ER SO ERA WHIP	IP WLS BF H R ER SO ERA WHIP	IP WLS BF H R ER SO ERA WHIP	IP WLS BF H R ER SO ERA WHIP	IP WLS BF H R ER SO ERA WHIP	IP WLS BF H R ER SO ERA WHIP

TOP

New York Yankees @ Atlanta Braves
Champion Stadium, Lake Buena Vista, FL
Wed Mar 28 2012, 1:09 PM - 4:05 PM EDT
Att: 9,510 - Sunny - 78 F

livebaseballscorecards.com

AB 39
R 5
H 11
RBI 5
BB 1
SO 4
LOB 15



WP: 0 PA: 42
PB: 0
SB: 2
CS: 0


Batter	1	2	3	4	5	6	7	8	9	10	AB	R	H	RBI	BB	SO	LOB	
24 Michael Bourn, L OBP: 0.324, SLG: 0.478 30 Luis Durango, S OBP: 0.571, SLG: 0.565	L9		K			16 G6-4-3 1B		G4-3		K	4	0	1	0	1	2	0	
14 Martín Prado, R OBP: 0.414, SLG: 0.460	G5-3		K			F9				P6	5	0	1	1	0	1	2	
16 Brian McCann, L OBP: 0.389, SLG: 0.444 89 Chris Jones, L Mark Lamm, R (10, 1)					G4-3			G6-4-3		F8	4	0	1	0	0	0	2	
26 Dan Uggla, R OBP: 0.393, SLG: 0.712 11 Josh Wilson, R OBP: 0.214, SLG: 0.182	F7				G1-6-3 5 1B			1-2r		K	4	0	1	0	0	2	1	
5 Freddie Freeman, L OBP: 0.316, SLG: 0.563 1 Tyler Pastornicky, R OBP: 0.230, SLG: 0.237 7 J.C. Boscan, R OBP: 0.400, SLG: 0.313		G3			G1-6-3			HR		22 HR BB	3	1	1	1	1	0	1	
22 Jason Heyward, L OBP: 0.284, SLG: 0.373		K				17 F8 37 WP 1B				HR	4	2	2	2	0	2	0	
67 Andrelton Simmons, R OBP: 0.271, SLG: 0.233		G5-3						K		P2	4	0	0	0	0	1	2	
17 Jose Constanza, L OBP: 0.216, SLG: 0.194										F7	4	0	1	0	0	1	2	
37 Brandon Beachy, R OBP: 0.316, SLG: 0.563 46 Craig Kimbrel, R OBP: 0.230, SLG: 0.237 20 Eric Hinske, L OBP: 0.296, SLG: 0.417 75 José Yépez, R OBP: 0.206, SLG: 0.385										F9	1	0	0	0	0	0	0	
Inning Stats	R: 0 E: 0 K: 0 S: 4	H: 1 LOB: 1 BB: 0 P: 4	R: 0 E: 0 K: 1 S: 5	H: 0 LOB: 0 BB: 0 P: 5	R: 0 E: 0 K: 2 S: 8	H: 1 LOB: 1 BB: 0 P: 8	R: 0 E: 0 K: 0 S: 3	H: 1 LOB: 0 BB: 0 P: 3	R: 1 E: 0 K: 3 S: 12	H: 1 LOB: 0 BB: 0 P: 14	R: 1 E: 0 K: 0 S: 5	H: 2 LOB: 1 BB: 0 P: 5	R: 2 E: 0 K: 2 S: 10	H: 1 LOB: 1 BB: 1 P: 17	R: 0 E: 0 K: 1 S: 5	H: 0 LOB: 0 BB: 0 P: 5	1B: 6 2B: 1 3B: 0 HR: 2	SF: 0 SAC: 1 DP: 2 HBP: 0
PITCHER	IP WLS BF H R ER SO ERA WHIP	IP WLS BF H R ER SO ERA WHIP	IP WLS BF H R ER SO ERA WHIP	IP WLS BF H R ER SO ERA WHIP	IP WLS BF H R ER SO ERA WHIP	IP WLS BF H R ER SO ERA WHIP	IP WLS BF H R ER SO ERA WHIP	IP WLS BF H R ER SO ERA WHIP	IP WLS BF H R ER SO ERA WHIP	IP WLS BF H R ER SO ERA WHIP	IP WLS BF H R ER SO ERA WHIP	IP WLS BF H R ER SO ERA WHIP	IP WLS BF H R ER SO ERA WHIP	IP WLS BF H R ER SO ERA WHIP	IP WLS BF H R ER SO ERA WHIP	IP WLS BF H R ER SO ERA WHIP	IP WLS BF H R ER SO ERA WHIP	IP WLS BF H R ER SO ERA WHIP

BOTTOM

New York Yankees @ Atlanta Braves
Champion Stadium, Lake Buena Vista, FL
Wed Mar 28 2012, 1:09 PM - 4:05 PM EDT
Att: 9,510 - Sunny - 78 F

livebaseballscorecards.com

AB 36
R 5
H 9
RBI 4
BB 1
SO 9
LOB 12



WP: 1 PA: 38
PB: 0
SB: 1
CS: 0

Batter	1	2	3	4	5	6	7	8	9	AB	R	H	RBI	BB	SO	LOB	TOP			
2 Jack Wilson, R (1.6) 1 Tyler Pastornicky, R (7.6) OBP: 0.242, SLG: 0.267	G5-3		G3			F9		14 1B		3	0	0	0	0	0	0	Atlanta Braves @ Washington Nationals Space Coast Stadium, Viera, FL Thu Mar 29 2012, 1:07 PM - 3:33 PM EDT Att: 3,718 - Partly Cloudy - 85 F			
14 Martin Prado, R (1.5) 39 Jonny Venters, L (8.1)	G6-3		G6-3			F7		5 BB		4	0	1	1	0	0	0				
5 Freddie Freeman, L (1.3) OBP: 0.324, SLG: 0.545	26 2B					L7				2	0	0	0	2	0	0				
26 Dan Uggla, R (1.4) 11 Josh Wilson, R (7.4) OBP: 0.256, SLG: 0.709 OBP: 0.200, SLG: 0.167	1-3 2B					G4-3				3	0	1	0	0	0	0				
20 Eric Hinske, L (1.7) 75 José Yépez, R (7.2) OBP: 0.298, SLG: 0.431 OBP: 0.286, SLG: 0.357	P5					P6				3	0	1	0	0	0	2				
22 Jason Heyward, L (1.8) 30 Luis Durango, S (7.8) OBP: 0.297, SLG: 0.414 OBP: 0.586, SLG: 0.583						2-2 HR				3	1	1	1	0	1	1				
8 David Ross, R (1.2) 99 Jose Lugo, L (7.1) 80 Nick Ahmed, R (8.4)						F7				3	0	0	0	0	2	1				
74 Jordan Parraz, R (1.9) OBP: 0.357, SLG: 0.462						K				0	0	0	0	0	0	0				
36 Mike Minor, R (1.1) 53 Cory Gearrin, R (6.1) 4 Drew Sutton, S (7.7) OBP: 0.347, SLG: 0.349						F9				4	0	0	0	0	1	0				
Inning Stats	R: 0 E: 0 K: 1 S: 4	H: 1 LOB: 2 BB: 1 P: 8	R: 0 E: 0 K: 1 S: 5	H: 0 LOB: 0 BB: 0 P: 5	R: 0 E: 0 K: 0 S: 3	H: 0 LOB: 0 BB: 0 P: 3	R: 0 E: 0 K: 0 S: 3	H: 0 LOB: 0 BB: 0 P: 3	R: 1 E: 0 K: 1 S: 8	H: 1 LOB: 0 BB: 0 P: 10	R: 0 E: 0 K: 2 S: 3	H: 1 LOB: 1 BB: 0 P: 8	R: 1 E: 0 K: 2 S: 5	H: 2 LOB: 2 BB: 1 P: 9	R: 1 E: 1 K: 2 S: 9	H: 1 LOB: 1 BB: 0 P: 10		1B: 2 2B: 3 3B: 0 HR: 1	SF: 0 SAC: 0 DP: 0 HBP: 0	WP: 0 PB: 0 SB: 0 CS: 0
PITCHER	IP WLS BF H R ER SO BB IBB HBP BLK WP HR S P ERA WHIP																			
33 Edwin Jackson, R (1.1) ERA: 5.48	6.0 W 21 2 1 1 2 1 0 0 0 0 0 1 26 32 1.50 0.500																			
49 Chad Durbin, R (7.1) ERA: 1.89	1.0 4 1 0 0 2 0 0 0 0 0 0 0 8 8 0.00 1.000																			
17 Sean Burnett, L (8.1) ERA: 1.29	1.0 6 2 1 1 0 1 0 0 0 0 0 0 5 9 9.00 3.000																			
54 Brad Lidge, R (9.1) ERA: 1.13	1.0 5 1 1 0 2 0 0 0 0 0 0 0 9 10 0.00 1.000																			

Batter	1	2	3	4	5	6	7	8	9	AB	R	H	RBI	BB	SO	LOB	BOTTOM			
20 Ian Desmond, R (1.6) OBP: 0.319, SLG: 0.418	B1-3		K			P6				4	0	1	0	0	1	3	Atlanta Braves @ Washington Nationals Space Coast Stadium, Viera, FL Thu Mar 29 2012, 1:07 PM - 3:33 PM EDT Att: 3,718 - Partly Cloudy - 85 F			
8 Danny Espinosa, S (1.4) OBP: 0.306, SLG: 0.283	K		FC6-4			1-2 1B				3	1	0	0	1	2	4				
11 Ryan Zimmerman, R (1.5) OBP: 0.447, SLG: 0.769	F9					F9				4	1	1	2	0	0	2				
28 Jayson Werth, R (1.8) 17 Sean Burnett, L (8.1) 54 Brad Lidge, R (9.1)						22 G5-3				3	0	0	0	1	3	0				
25 Adam LaRoche, L (1.3) 22 Chris Rahl, R (6, PR) (7.7) (8.9)						G4-3				2	0	1	0	1	0	0				
22 Xavier Nady, R (1.7) OBP: 0.286, SLG: 0.286						1-2 1B				1	1	0	0	0	0	0				
3 Wilson Ramos, R (1.2) Chris McConnell, R (6, PR) 49 Chad Durbin, R (7.1) 27 Kevin Keyes, R (8.7)						15 BB				2	0	1	0	1	0	0				
15 Brett Carroll, R (1.9) OBP: 0.317, SLG: 0.296						8 FC6-4				2	1	1	3	2	0	0				
33 Edwin Jackson, R (1.1) 64 Carlos Maldonado, R (6, PH) OBP: 0.500, SLG: 0.660						15 BB				1	0	0	0	0	1	2				
Inning Stats	R: 0 E: 0 K: 1 S: 5	H: 0 LOB: 0 BB: 0 P: 5	R: 0 E: 0 K: 2 S: 7	H: 0 LOB: 0 BB: 0 P: 7	R: 0 E: 0 K: 2 S: 8	H: 1 LOB: 2 BB: 1 P: 12	R: 0 E: 0 K: 0 S: 3	H: 1 LOB: 1 BB: 1 P: 7	R: 0 E: 0 K: 0 S: 3	H: 0 LOB: 1 BB: 1 P: 7	R: 6 E: 1 K: 2 S: 13	H: 4 LOB: 2 BB: 4 P: 31	R: 0 E: 0 K: 2 S: 7	H: 0 LOB: 0 BB: 0 P: 7	R: 0 E: 0 K: 0 S: 3	H: 0 LOB: 0 BB: 0 P: 3		1B: 4 2B: 0 3B: 1 HR: 1	SF: 0 SAC: 1 DP: 1 HBP: 0	WP: 0 PB: 0 SB: 0 CS: 0
PITCHER	IP WLS BF H R ER SO BB IBB HBP BLK WP HR S P ERA WHIP																			
36 Mike Minor, L (1.1) ERA: 2.25	5.1 L 24 4 4 4 6 5 0 0 0 0 0 0 1 33 6.75 1.688																			
53 Cory Gearrin, R (6.1) ERA: 3.39	0.2 6 2 2 2 1 2 0 0 0 0 0 0 6 14 27.00 6.000																			
99 Jose Lugo, L (7.1) ERA: 2.25	1.0 3 0 0 0 2 0 0 0 0 0 0 0 7 7 0.00 0.000																			
39 Jonny Venters, L (8.1) ERA: 4.5	1.0 3 0 0 0 0 0 0 0 0 0 0 0 3 3 0.00 0.000																			



Batter	1	2	3	4	5	6	7	8	9	AB	R	H	RBI	BB	SO	LOB	TOP					
11 Rubén Tejada, R OBP: 0.340, SLG: 0.455 32 Ryan Fraser, R (7, 1) 72 Rafael Fernandez, L (8, 9)										4	1	1	3	0	1	2						
30 Josh Thole, L OBP: 0.388, SLG: 0.442 47 Miguel Batista, R (5, 1) 81 Danny Muno, S OBP: 0.333, SLG: 0.333										3	0	1	0	0	0	0						
2 Justin Turner, R OBP: 0.246, SLG: 0.266 Richard Lucas, R (8, 3)										4	0	2	0	0	0	1						
21 Lucas Duda, L OBP: 0.391, SLG: 0.611 91 Cory Vaughn, R OBP: 0.333, SLG: 0.200 52 Ramon E Ramirez, R (8, 1)										3	0	0	0	0	3	2						
33 Vinny Rottino, R OBP: 0.288, SLG: 0.293										5	0	0	0	0	0	4						
13 Ronny Cedeno, R OBP: 0.340, SLG: 0.289 93 Darrell Ceciliani, L OBP: 0.500, SLG: 0.750										3	0	0	0	0	0	1						
23 Mike Baxter, L OBP: 0.339, SLG: 0.321										4	0	2	0	0	0	1						
94 Wilfredo Tovar, R OBP: 0.429, SLG: 0.571										4	3	3	0	0	0	1						
39 Bobby Parnell, R (1, 1) 46 Manny Acosta, R (4, 1) 4 Mike Nickeas, R OBP: 0.289, SLG: 0.400 (5, 2)										0	0	0	0	0	0	0						
Inning Stats	R: 0 E: 0 K: 2 S: 8	H: 1 LOB: 1 BB: 0 P: 8	R: 0 E: 0 K: 0 S: 3	H: 0 LOB: 0 BB: 3 P: 3	R: 1 E: 0 K: 0 S: 4	H: 1 LOB: 0 BB: 0 P: 4	R: 0 E: 0 K: 1 S: 6	H: 1 LOB: 1 BB: 0 P: 6	R: 3 E: 0 K: 0 S: 6	H: 3 LOB: 0 BB: 0 P: 6	R: 0 E: 0 K: 1 S: 5	H: 0 LOB: 1 BB: 0 P: 5	R: 0 E: 0 K: 0 S: 4	H: 1 LOB: 1 BB: 0 P: 4	R: 0 E: 0 K: 1 S: 6	H: 1 LOB: 1 BB: 0 P: 6	R: 4 E: 0 K: 0 S: 7	H: 4 LOB: 2 BB: 2 P: 15	1B: 9 2B: 2 3B: 0 HR: 1	SF: 0 SAC: 1 DP: 1 HBP: 0	WP: 0 PB: 0 SB: 0 CS: 0	PA: 41
PITCHER	IP WLS BF H R ER SO BB IBB HBP BLK WP HR S P ERA WHIP																					
15 Tim Hudson, R ERA	2.0	7	1	0	0	2	0	0	0	0	0	0	0	0	11	11	0.00	0.500				
37 Brandon Beachy, R ERA: 5.54	6.0	L	25	7	4	4	3	0	0	0	0	0	0	1	31	31	6.00	1.167				
99 Jose Lugo, L ERA: 9.0	1.0	9	4	4	4	0	2	0	0	0	0	0	0	0	7	15	36.00	6.000				

New York Mets @ Atlanta Braves
Champion Stadium, Lake Buena Vista, FL
Mon Apr 02 2012, 12:06 PM - 2:31 PM EDT
Att: 6,629 - Sunny - 79 F

AB 38
R 8
H 12
RBI 7
BB 2
SO 5
LOB 18

Batter	1	2	3	4	5	6	7	8	9	AB	R	H	RBI	BB	SO	LOB	BOTTOM					
24 Michael Bourn, L OBP: 0.321, SLG: 0.443 30 Luis Durango, S OBP: 0.556, SLG: 0.600										3	0	1	0	0	1	2						
14 Martín Prado, R OBP: 0.413, SLG: 0.466 23 Matt Diaz, R OBP: 0.246, SLG: 0.296 99 Jose Lugo, L (9, 1)										3	0	1	0	0	0	1						
5 Freddie Freeman, L OBP: 0.366, SLG: 0.603 7 J.C. Boscan, R OBP: 0.400, SLG: 0.350										3	1	2	1	0	1	0						
26 Dan Uggla, R OBP: 0.368, SLG: 0.631 4 Drew Sutton, S OBP: 0.305, SLG: 0.288										3	0	0	0	0	1	2						
20 Eric Hinske, L OBP: 0.288, SLG: 0.417 74 Jordan Parraz, R OBP: 0.385, SLG: 0.511										2	0	0	0	0	0	2						
25 Juan Francisco, L OBP: 0.178, SLG: 0.418										4	0	0	0	0	2	2						
75 José Yépez, R OBP: 0.211, SLG: 0.263										3	0	0	0	0	0	0						
1 Tyler Pastornicky, R OBP: 0.270, SLG: 0.250 11 Josh Wilson, R OBP: 0.238, SLG: 0.389										1	0	0	0	1	0	0						
15 Tim Hudson, R (1, 1) 37 Brandon Beachy, R (3, 1) 92 Kurt Fleming, S (8, PH)										0	0	0	0	0	0	0						
Inning Stats	R: 0 E: 0 K: 1 S: 5	H: 1 LOB: 0 BB: 0 P: 5	R: 0 E: 0 K: 1 S: 5	H: 0 LOB: 0 BB: 0 P: 5	R: 0 E: 0 K: 0 S: 4	H: 1 LOB: 1 BB: 0 P: 4	R: 0 E: 0 K: 0 S: 5	H: 2 LOB: 2 BB: 0 P: 5	R: 0 E: 0 K: 2 S: 7	H: 0 LOB: 1 BB: 1 P: 11	R: 1 E: 0 K: 1 S: 6	H: 1 LOB: 0 BB: 0 P: 6	R: 0 E: 0 K: 0 S: 3	H: 0 LOB: 0 BB: 0 P: 3	R: 0 E: 0 K: 1 S: 5	H: 1 LOB: 0 BB: 0 P: 5	R: 1 E: 0 K: 2 S: 8	H: 1 LOB: 0 BB: 0 P: 9	1B: 5 2B: 0 3B: 0 HR: 2	SF: 0 SAC: 0 DP: 2 HBP: 0	WP: 0 PB: 0 SB: 1 CS: 0	PA: 33
PITCHER	IP WLS BF H R ER SO BB IBB HBP BLK WP HR S P ERA WHIP																					
39 Bobby Parnell, R ERA	1.0	H	5	2	0	0	0	0	0	0	0	0	0	0	5	5	0.00	2.000				
46 Manny Acosta, R ERA: 3.97	2.0	8	1	1	1	3	1	0	0	0	0	0	1	13	17	4.50	1.000					
47 Miguel Batista, R ERA: 5.27	1.0	H	3	0	0	0	0	0	0	0	0	0	0	3	3	0.00	0.000					
32 Ryan Fraser, R ERA	2.0	S	7	2	1	1	3	0	0	0	0	0	1	13	14	4.50	1.000					

New York Mets @ Atlanta Braves
Champion Stadium, Lake Buena Vista, FL
Mon Apr 02 2012, 12:06 PM - 2:31 PM EDT
Att: 6,629 - Sunny - 79 F

AB 32
R 2
H 7
RBI 2
BB 1
SO 8
LOB 11

Batter	1	2	3	4	5	6	7	8	9	AB	R	H	RBI	BB	SO	LOB	TOP		
Matt Lipka, R (1, 8) BB	4-0 		0-3 K		4-0 BB					0	1	0	0	0	0	0	Atlanta Braves Futures @ Atlanta Braves Coolray Field, Lawrenceville, GA Tue Apr 03 2012, 7:14 PM - 9:13 PM EDT Att: 10,568 - Cloudy - 74 F livebaseballscorecards.com		
Nick Ahmed, R (1, 6) OBP: 0.333, SLG: 0.333 Elmer Reyes, R (6, 6)	0-3 K		1-0 P2		0-0 CS	0-0 1B				0	0	0	0	0	0	0			
Joey Terdoslavich, S (1, 5) Gus Schlosser, R (6, 1) Mark Lamm, R (7, 1)	1-0 G4-3			0-3 K		0-3 K				0	0	0	0	0	0	0			
Adam Milligan, L (1, 7) David Rohm, R (6, 7)	0-3 K			0-0 P6		0-3 K				0	0	0	0	0	0	0			
Christian Bethancourt, R (1, 2) Evan Gattis, R (6, 2) OBP: 1.000, SLG: 1.000		0-0 G5-3		0-3 K			0-0 1B			0	0	0	0	0	0	0			
Brandon Drury, R (1, 3) OBP: 0.500, SLG: 1.000 William Beckwith, L (5, 3)		0-0 P4			0-0 2B		0-3 K			0	1	0	0	0	0	0			
Phil Gosselin, R (1, 4) Tommy La Stella, L (6, 4)		0-0 F8			0-0 F9		0-0 G4-6-3			0	0	0	0	0	0	0			
Edward Salcedo, R (1, 10) OBP: 0.500, SLG: 0.500			0-3 K		2-0 1B					0	1	0	0	0	0	0			
Todd Cunningham, S (1, 9) OBP: 0.500, SLG: 0.500			0-0 1B		1-0 L6					0	0	0	0	0	0	0			
Inning Stats	R: 1 E: 0 K: 2 S: 7	H: 0 LOB: 0 BB: 1 P: 12	R: 0 E: 0 K: 0 S: 3	H: 0 LOB: 0 BB: 0 P: 3	R: 0 E: 0 K: 2 S: 8	H: 1 LOB: 1 BB: 0 P: 9	R: 0 E: 0 K: 0 S: 7	H: 0 LOB: 0 BB: 0 P: 7	R: 2 E: 1 K: 0 S: 4	H: 2 LOB: 0 BB: 1 P: 11	R: 0 E: 0 K: 1 S: 5	H: 1 LOB: 0 BB: 0 P: 5	R: 0 E: 0 K: 1 S: 5	H: 1 LOB: 0 BB: 0 P: 5					
PITCHER	IP	WLS	BF	H	R	ER	SO	BB	IBB	HBP	BLK	WP	HR	S	P	ERA	WHIP		
36 Mike Minor, L (1, 1) ERA: 4.5	3.0		11	1	1	0	4	1	0	0	0	0	0	18	24	0.00	0.667		
61 Livan Hernandez, R (4, 1) ERA: 18.0	1.0		3	0	0	0	2	0	0	0	0	0	0	7	7	0.00	0.000		
50 Cristhian Martinez, R (5, 1) ERA: 18.0	1.0	W	5	2	2	2	0	1	0	0	0	0	0	4	11	18.00	3.000		
54 Kris Medlen, R (6, 1) ERA: 18.0	1.0	H	3	1	0	0	2	0	0	0	0	0	0	7	7	0.00	1.000		
34 Eric O'Flaherty, L (7, 1) ERA: 18.0	1.0	S	3	1	0	0	1	0	0	0	0	0	0	5	5	0.00	1.000		

Atlanta Braves Futures @ Atlanta Braves
 Coolray Field, Lawrenceville, GA
 Tue Apr 03 2012, 7:14 PM - 9:13 PM EDT
 Att: 10,568 - Cloudy - 74 F



AB	0
R	3
H	0
RBI	0
BB	0
SO	0
LOB	0

Batter	1	2	3	4	5	6	7	8	9	AB	R	H	RBI	BB	SO	LOB	BOTTOM		
24 Michael Bourn, L (1, 8) OBP: 0.667, SLG: 1.000 17 Jose Constanza, L (5, PR) OBP: 1.000, SLG: 1.000	0-0 G1-3		0-0 1B		0-0 2B		0-0 1B			3	0	2	1	0	0	0	Atlanta Braves Futures @ Atlanta Braves Coolray Field, Lawrenceville, GA Tue Apr 03 2012, 7:14 PM - 9:13 PM EDT Att: 10,568 - Cloudy - 74 F livebaseballscorecards.com		
14 Martin Prado, R (1, 7) OBP: 0.333, SLG: 1.000 30 Luis Durango, S (5, PR)	0-0 G4-3		0-0 L3		0-0 3B					3	0	1	1	0	0	2			
16 Brian McCann, L (1, 10) OBP: 0.333, SLG: 0.667 23 Matt Diaz, R (5, PR)	0-3 K			0-3 K	0-0 2B					3	0	1	1	0	2	0			
26 Dan Uggla, R (1, 4) OBP: 0.333, SLG: 1.333 11 Josh Wilson, R (6, 4)		3-2 HR		0-3 K	0-3 K					3	1	1	1	0	2	2			
5 Freddie Freeman, L (1, 3) 71 Ernesto Mejia, R (6, PR)		0-3 K		1-0 HBP		0-0 E7				2	0	0	0	0	1	0			
22 Jason Heyward, L (1, 9) 74 Jordan Parraz, R (7, 9)		0-0 F8		1-3 K		0-0 G1-3				3	0	0	0	0	1	2			
25 Juan Francisco, L (1, 5) OBP: 0.333, SLG: 0.333		0-0 G3-1			0-0 1B		0-0 G4-3			3	1	1	0	0	0	2			
8 David Ross, R (1, 2)			0-3 K		0-0 SH1-3		0-0 G5-3			2	0	0	0	0	1	2			
1 Tyler Pastornicky, R (1, 6) OBP: 0.333, SLG: 0.333			0-0 1B		0-3 K		0-0 G3-1			3	0	1	0	0	1	1			
Inning Stats	R: 0 E: 0 K: 1 S: 5	H: 0 LOB: 0 BB: 0 P: 5	R: 1 E: 0 K: 1 S: 8	H: 1 LOB: 0 BB: 0 P: 11	R: 0 E: 0 K: 1 S: 6	H: 2 LOB: 1 BB: 0 P: 6	R: 0 E: 0 K: 3 S: 9	H: 0 LOB: 1 BB: 0 P: 11	R: 3 E: 0 K: 2 S: 11	H: 4 LOB: 2 BB: 0 P: 11	R: 0 E: 1 K: 0 S: 4	H: 0 LOB: 2 BB: 0 P: 4	R: 0 E: 0 K: 0 S: 2	H: 1 LOB: 1 BB: 0 P: 2					
PITCHER	IP	WLS	BF	H	R	ER	SO	BB	IBB	HBP	BLK	WP	HR	S	P	ERA	WHIP		
Sean Gilmartin, L (1, 1) ERA: 4.5	2.0		7	1	1	1	2	0	0	0	0	0	0	6	6	0.00	2.000		
David Hale, R (3, 1) ERA: 27.0	1.0		4	2	0	0	1	0	0	0	0	0	0	9	11	0.00	0.000		
Matt Chaffee, L (4, 1) ERA: 27.0	1.0	L	7	4	3	3	2	0	0	0	0	0	0	11	11	27.00	4.000		
J.R. Graham, R (5, 1) ERA: 27.0	1.0		4	0	0	0	0	0	0	0	0	0	0	4	4	0.00	0.000		

Atlanta Braves Futures @ Atlanta Braves
 Coolray Field, Lawrenceville, GA
 Tue Apr 03 2012, 7:14 PM - 9:13 PM EDT
 Att: 10,568 - Cloudy - 74 F



AB	26
R	4
H	8
RBI	4
BB	0
SO	8
LOB	11

Batter	1	2	3	4	5	6	7	8	9	AB	R	H	RBI	BB	SO	LOB	TOP										
24 Michael Bourn, L (1,8)										4	0	0	0	0	1	4	Atlanta Braves @ New York Mets Citi Field, Flushing, NY Thu Apr 05 2012, 1:20 PM - 3:57 PM EDT Att: 42,080 - Sunny - 53 F										
14 Martín Prado, R (1,5) OBP: 0.250, SLG: 0.250										4	0	1	0	0	0	0											
16 Brian McCann, L (1,2)										3	0	0	0	1	1												
26 Dan Uggla, R (1,4) OBP: 0.250, SLG: 0.250										4	0	1	0	0	2	1											
5 Freddie Freeman, L (1,3)										4	0	0	0	0	1	2											
23 Matt Diaz, R (1,7) OBP: 0.333, SLG: 0.667										3	0	1	0	0	0	2											
39 Jonny Venters, L (8,1)										0	0	0	0	0	0	0											
20 Eric Hinske, L (9,PH)										1	0	0	0	0	0	0											
22 Jason Heyward, L (1,9)										4	0	0	0	0	2	1											
1 Tyler Pastornicky, R (1,6) OBP: 0.667, SLG: 1.500										2	0	1	0	1	0	0											
48 Tommy Hanson, R (1,1)										1	0	0	0	1	0	0											
54 Kris Medlen, S (6,1)										0	0	0	0	0	0	0											
17 Jose Constanza, L (6,7)										1	0	0	0	0	1	1											
Inning Stats	R: 0 E: 0 K: 1 S: 11	H: 1 LOB: 1 BB: 0 P: 16	R: 0 E: 0 K: 1 S: 7	H: 0 LOB: 0 BB: 0 P: 13	R: 0 E: 0 K: 0 S: 11	H: 0 LOB: 0 BB: 0 P: 16	R: 0 E: 0 K: 2 S: 8	H: 0 LOB: 0 BB: 0 P: 13	R: 0 E: 0 K: 1 S: 13	H: 1 LOB: 3 BB: 2 P: 26	R: 0 E: 0 K: 0 S: 6	H: 1 LOB: 2 BB: 1 P: 15	R: 0 E: 0 K: 2 S: 11	H: 1 LOB: 1 BB: 0 P: 13	R: 0 E: 0 K: 0 S: 7	H: 0 LOB: 0 BB: 0 P: 13	R: 0 E: 0 K: 1 S: 7	H: 0 LOB: 0 BB: 0 P: 13	1B: 2 2B: 1 3B: 1 HR: 0	SF: 0 SAC: 0 DP: 0 HBP: 0	WP: 0 PB: 0 SB: 0 CS: 0	PA: 34					
PITCHER	IP	WLS	BF	H	R	ER	SO	BB	IBB	HBP	BLK	WP	HR	S	P	ERA	WHIP										
57 Johan Santana, L (1,1) ERA:	5.0		19	2	0	0	5	2	0	0	0	0	0	50	84	0.00	0.800										
52 Ramon E Ramirez, R (6,1) ERA:	1.1	W	7	2	0	0	0	1	0	0	0	0	0	9	19	0.00	2.250										
40 Tim Lincecum, L (7,1) ERA:	0.2	H	2	0	0	0	2	0	0	0	0	0	0	8	9	0.00	0.000										
60 Jon Rauch, R (8,1) ERA:	1.0	H	3	0	0	0	0	0	0	0	0	0	0	7	12	0.00	0.000										
48 Frank Francisco, R (9,1) ERA:	1.0	S	3	0	0	0	1	0	0	0	0	0	0	7	13	0.00	0.000										

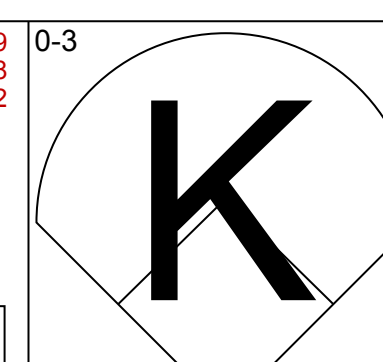
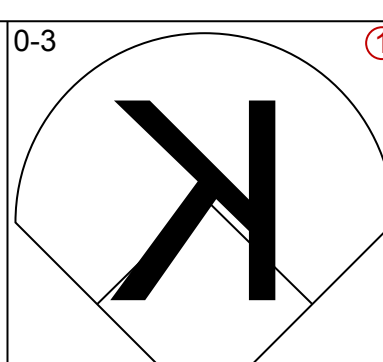
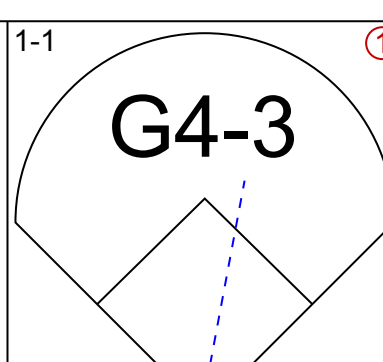
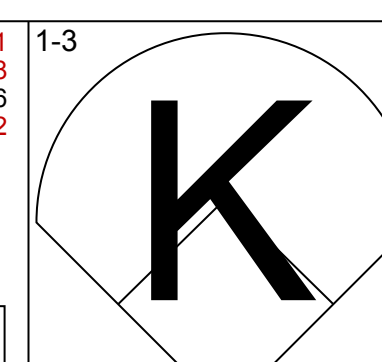
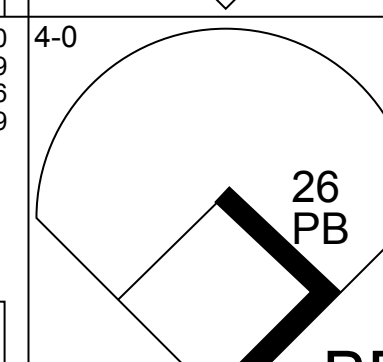
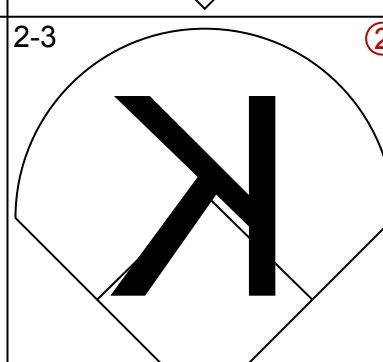
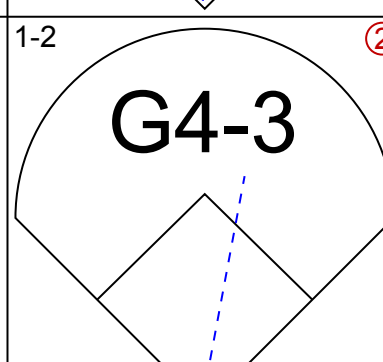
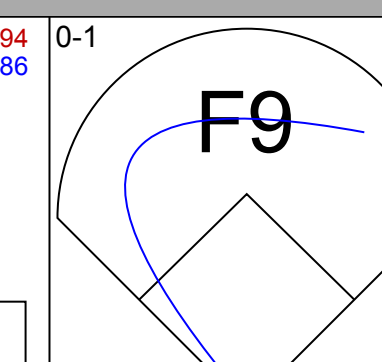
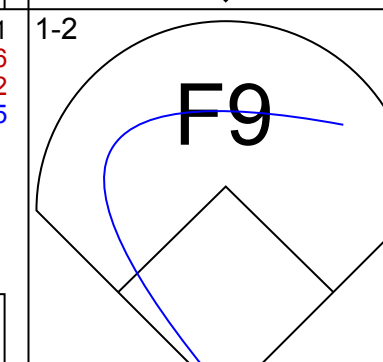
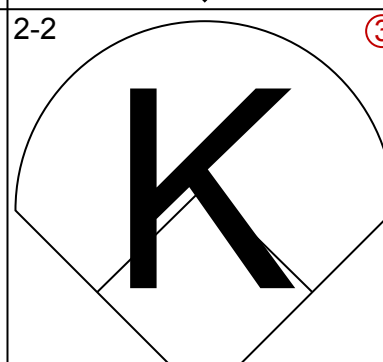
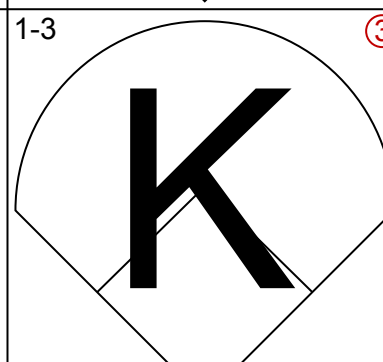
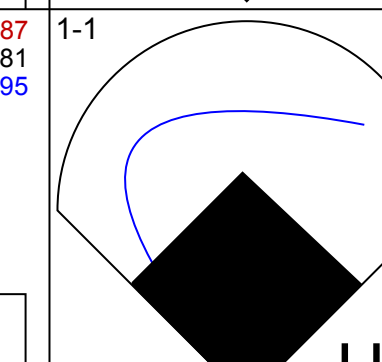
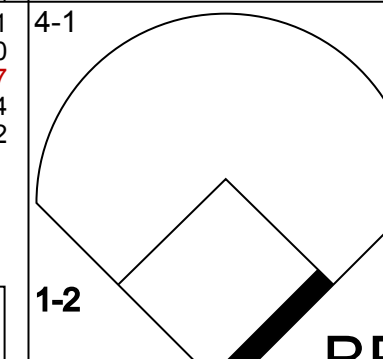


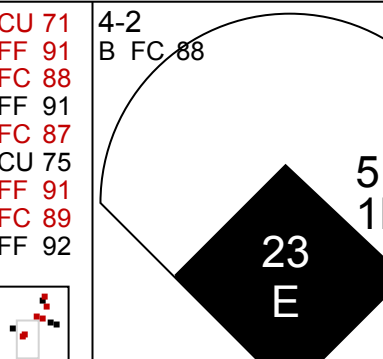
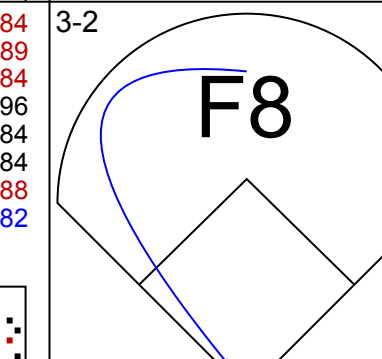
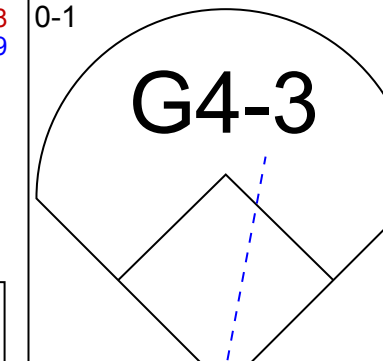

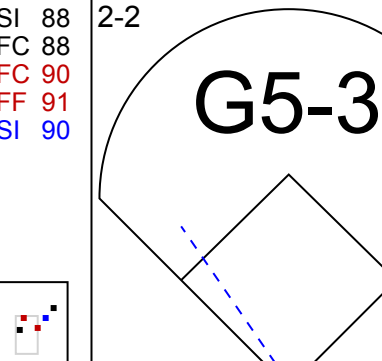
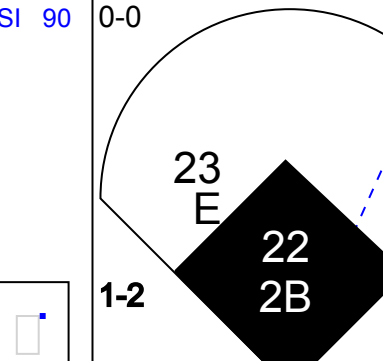
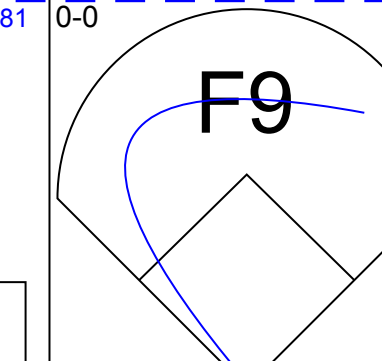
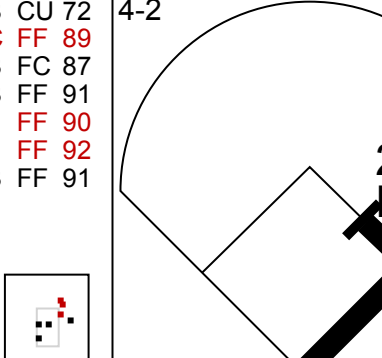
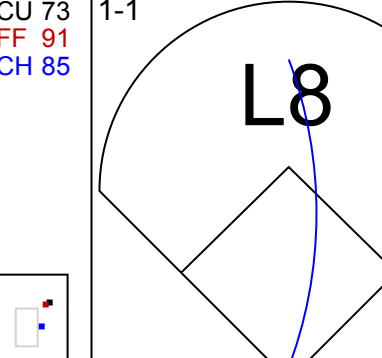
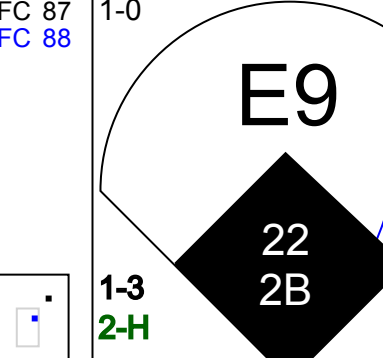
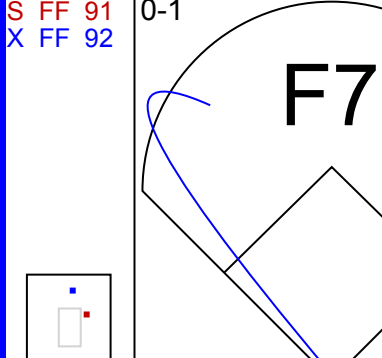
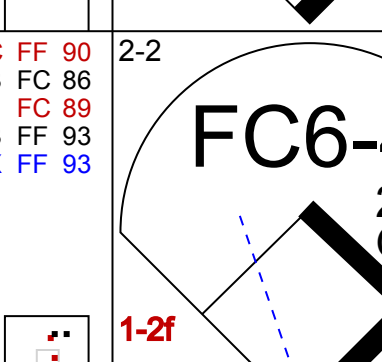
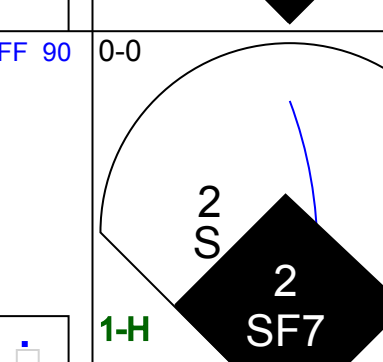
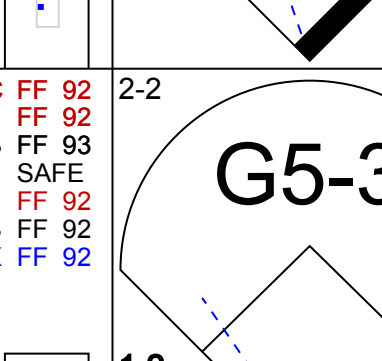
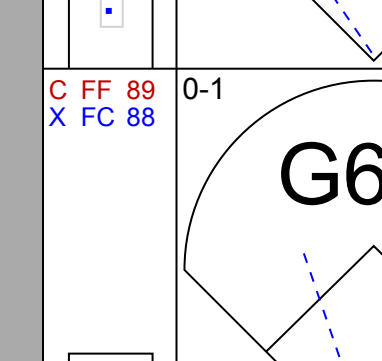
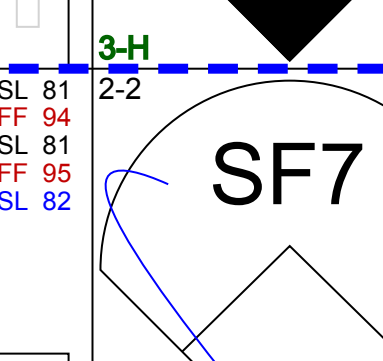
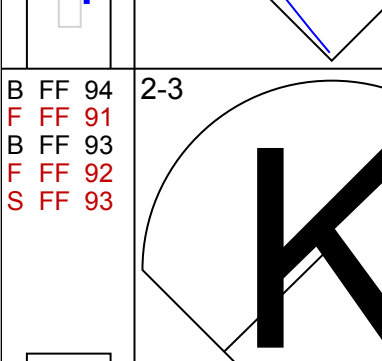
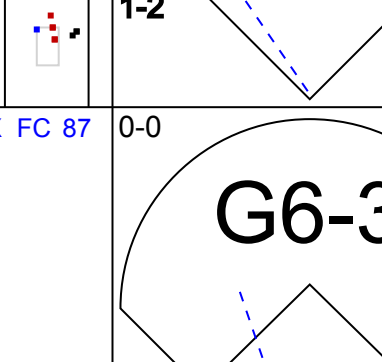
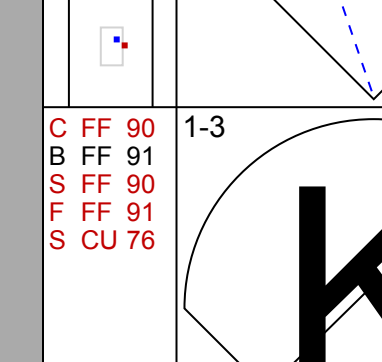
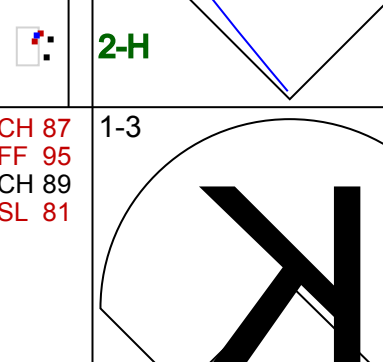
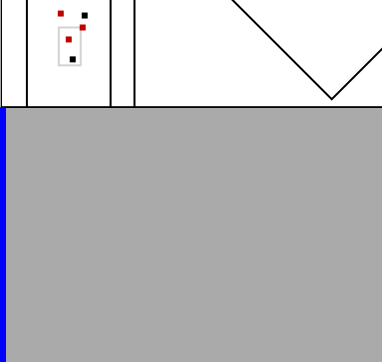
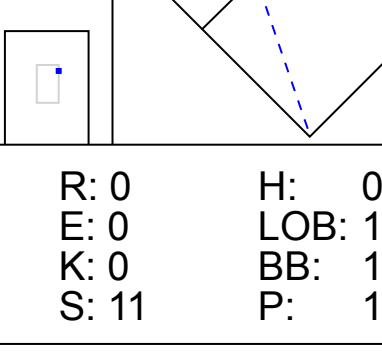
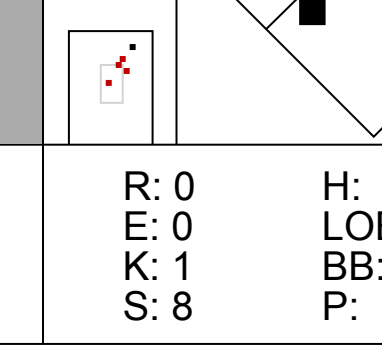
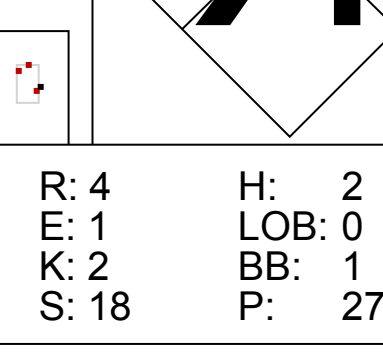
AB	31
R	0
H	4
RBI	0
BB	3
SO	8
LOB	12



Batter	1	2	3	4	5	6	7	8	9	AB	R	H	RBI	BB	SO	LOB	BOTTOM										
56 Andres Torres, S (1,8)										2	1	0	0	1	0	0	Atlanta Braves @ New York Mets Citi Field, Flushing, NY Thu Apr 05 2012, 1:20 PM - 3:57 PM EDT Att: 42,080 - Sunny - 53 F										
12 Scott Hairston, R (7,8) OBP: 1.000, SLG: 1.000										4	0	2	0	0	0	1											
28 Daniel Murphy, L (1,4) OBP: 0.500, SLG: 0.750										0	0	0	0	0	0	0											
48 Frank Francisco, R (9,1)										3	0	2	1	1	0	1											
5 David Wright, R (1,5) OBP: 0.750, SLG: 0.667										4	0	0	0	0	2	6											
29 Ike Davis, L (1,3)										4	0	0	0	0	2	6											
44 Jason Bay, R (1,7)										3	0	0	0	1	0	2											
21 Lucas Duda, L (1,9)										4	0	0	0	0	2	5											
30 Josh Thole, L (1,2) OBP: 0.667, SLG: 0.667										3	0	2	0	0	0	0											
11 Rubén Tejada, R (1,6)										2	0	0	0	1	0	1											
57 Johan Santana, L (1,1) ERA:	5.0	L	21	4	1	1	4	3	0	0	0	0	0	0	0	0											
23 Mike Baxter, L (5,PH) ERA:	1.8																										
52 Ramon E Ramirez, R (8,1) ERA:	2.0		6	1	0	0	0	0	0	0	0	0	0	0	0	0											
40 Tim Lincecum, L (7,1) ERA:	1.0		6	2	0	0	2	1	0	0	0	0	0	0	0	0											
2 Justin Turner, R (7,PH) ERA:																											
60 Jon Rauch, R (8,1) ERA:																											
13 Ronny Cedeno, R (8,4)																											
Inning Stats	R: 0 E: 0 K: 1 S: 11	H: 1 LOB: 1 BB: 0 P: 16	R: 0 E: 0 K: 1 S: 7	H: 0 LOB: 0 BB: 0 P: 12	R: 0 E: 1 K: 1 S: 8	H: 0 LOB: 0 BB: 0 P: 14	R: 0 E: 0 K: 0 S: 6	H: 0 LOB: 0 BB: 1 P: 13	R: 0 E: 0 K: 1 S: 12	H: 1 LOB: 2 BB: 1 P: 17	R: 1 E: 0 K: 0 S: 15	H: 2 LOB: 2 BB: 1 P: 21	R: 0 E: 0 K: 0 S: 11	H: 1 LOB: 0 BB: 0 P: 11	R: 0 E: 0 K: 2 S: 14	H: 2 LOB: 3 BB: 1 P: 22	1B: 6 2B: 1 3B: 0 HR: 0	SF: 0 SAC: 0 DP: 2 HBP: 0	WP: 0 PB: 0 SB: 0 CS: 0	PA: 34							
PITCHER	IP	WLS	BF	H	R	ER	SO	BB	IBB	HBP	BLK	WP	HR	S	P	ERA	WHIP										
48 Tommy Hanson, R (1,1) ERA:	5.0		21	4	1	1	4	3	0	0	0	0	0	50	83	1.80	1.400										
54 Kris Medlen, R (6,1) ERA:	2.0		6	1	0	0	0	0	0	0	0	0	0	20	21	0.00	0.500										
39 Jonny Venters, L (8,1) ERA:	1.0		6	2	0	0	2	1	0	0	0	0	0	14	22	0.00	3.000										

AB	29
R	1
H	7
RBI	1
BB	4
SO	6
LOB	19

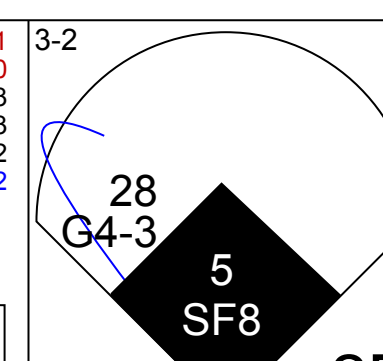
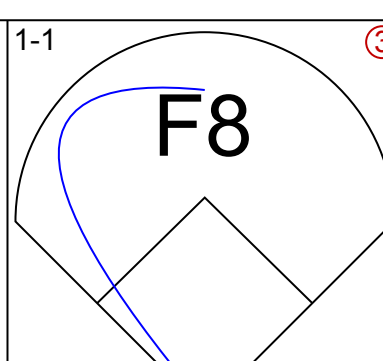
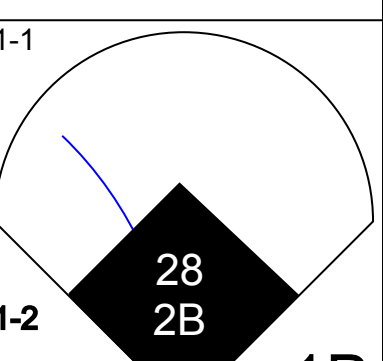
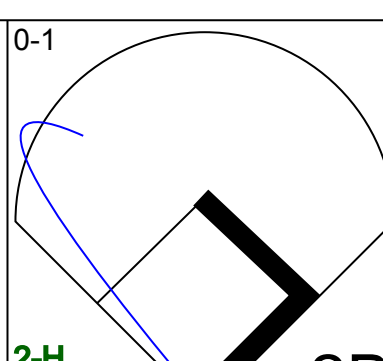
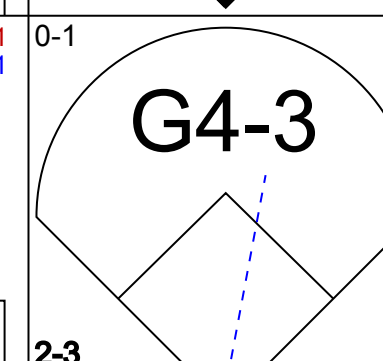
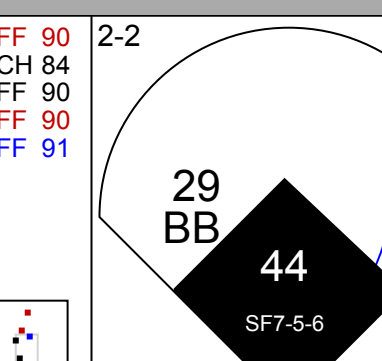
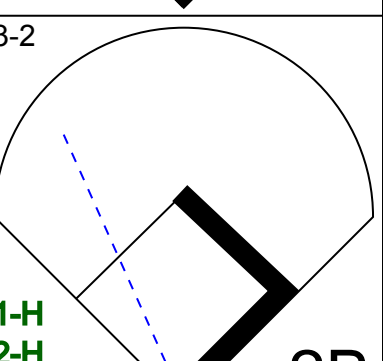
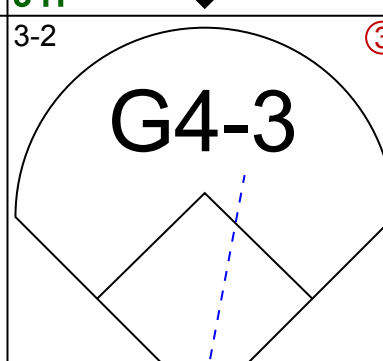
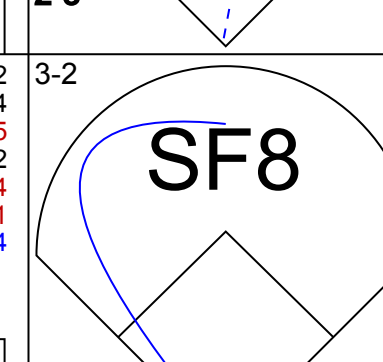
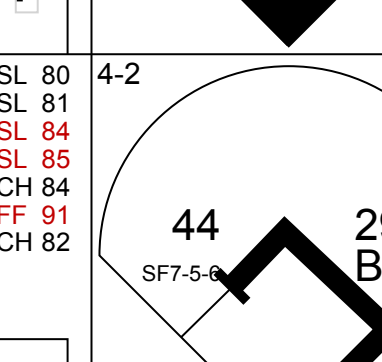
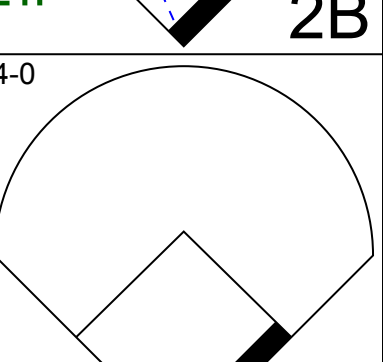
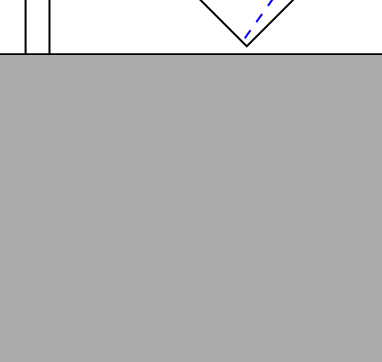
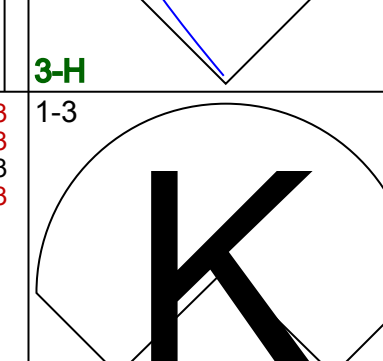
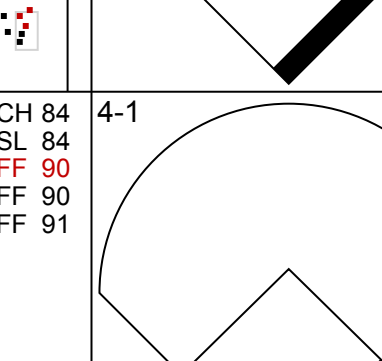
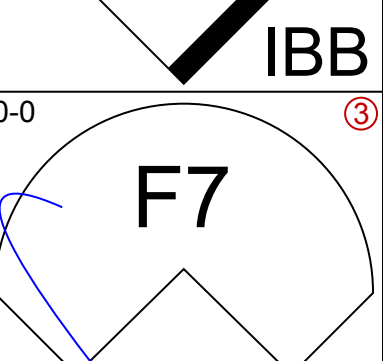

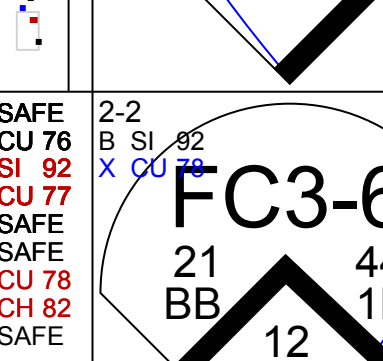
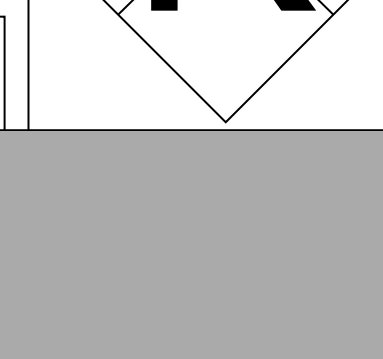
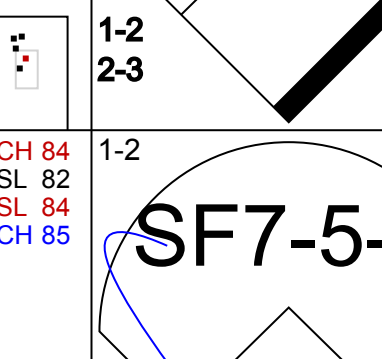
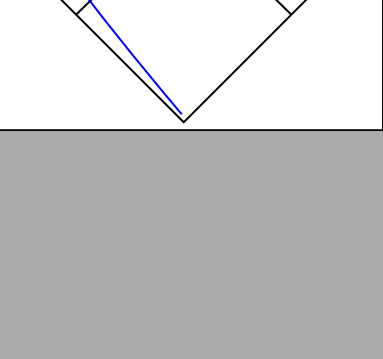
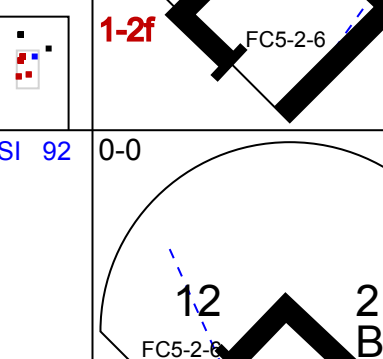
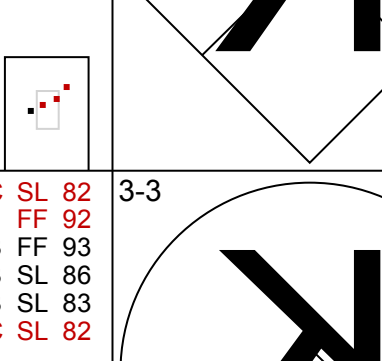
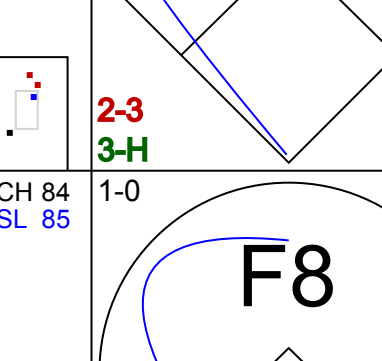

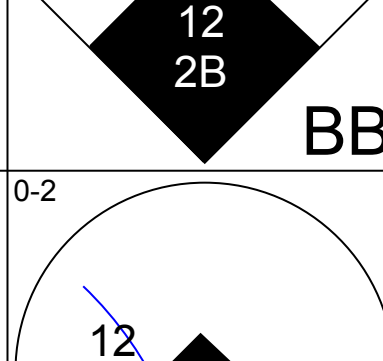
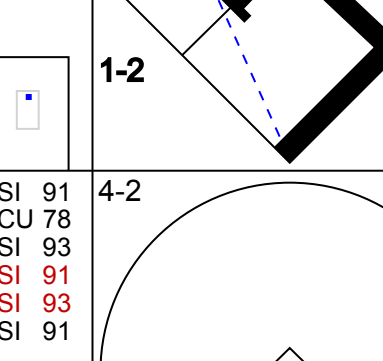
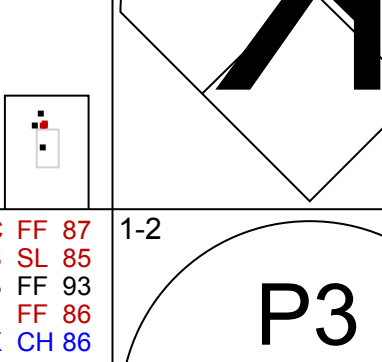
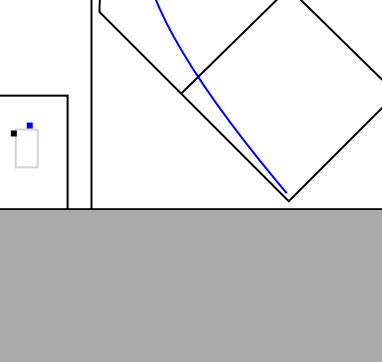
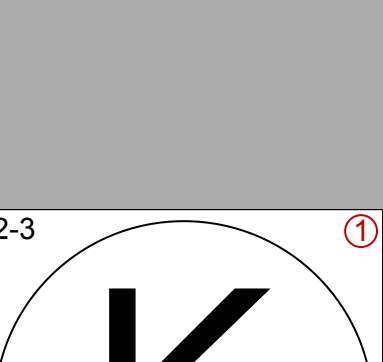
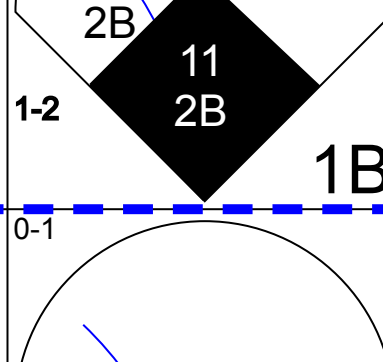
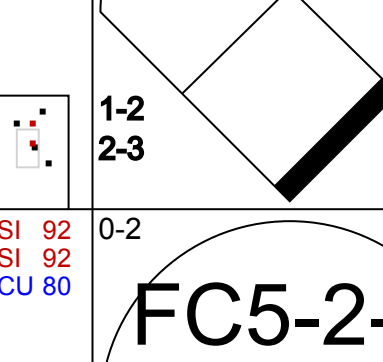
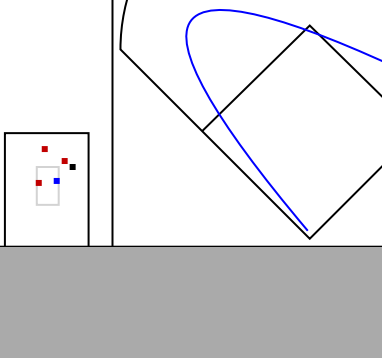
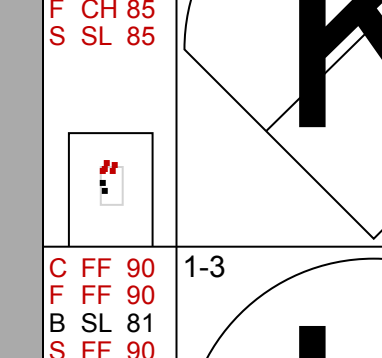
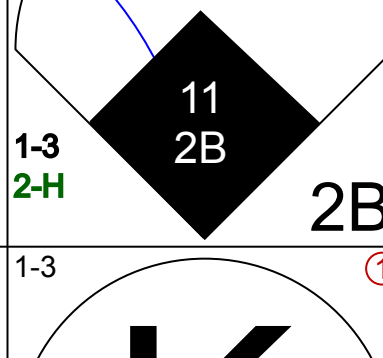
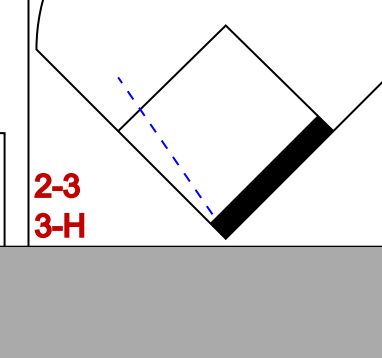
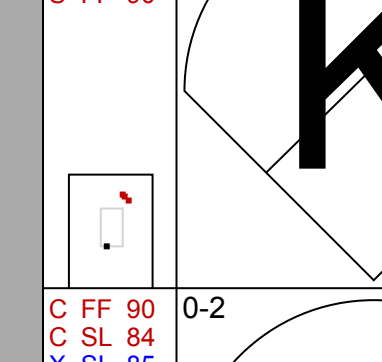
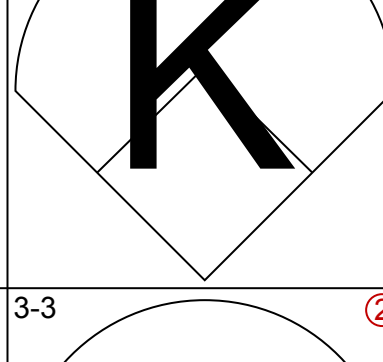
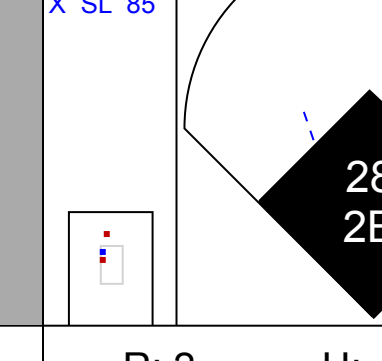

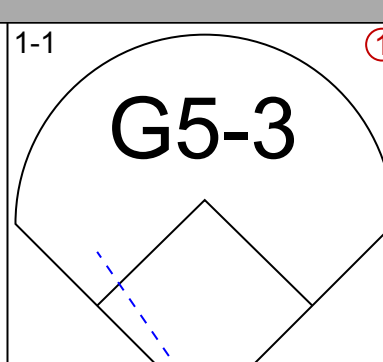
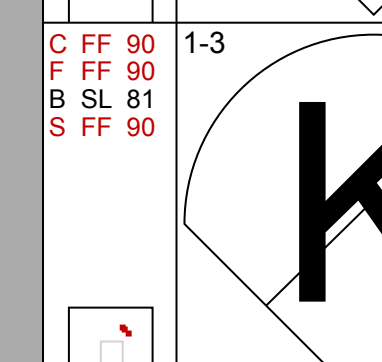
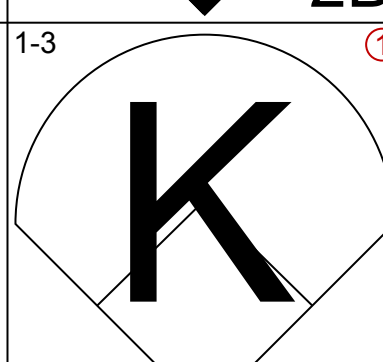
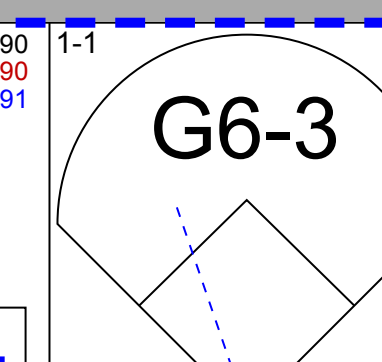
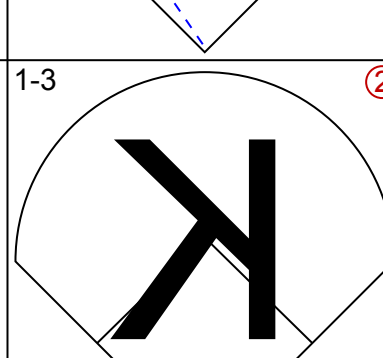
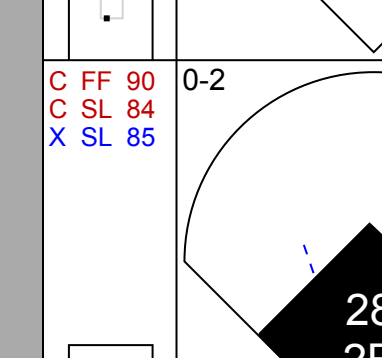
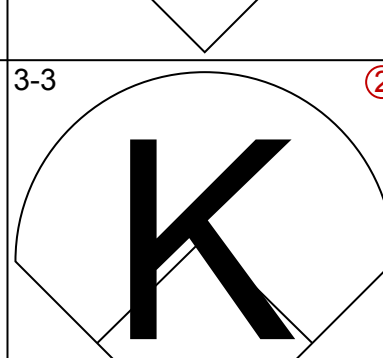
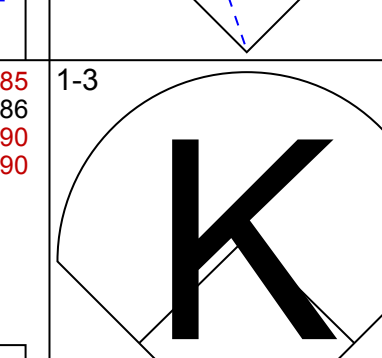
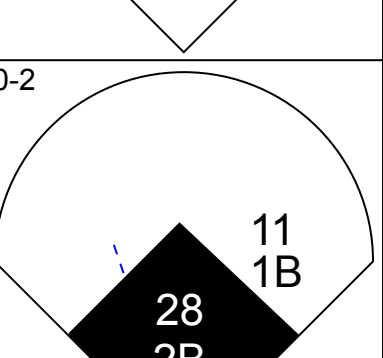
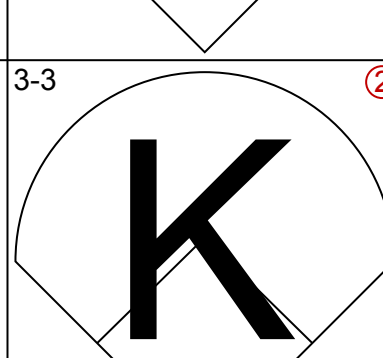
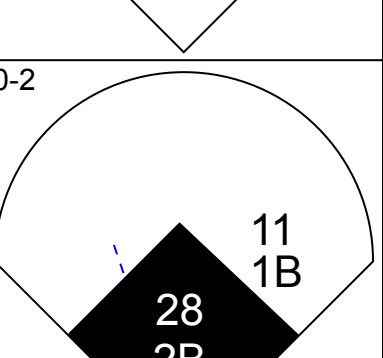
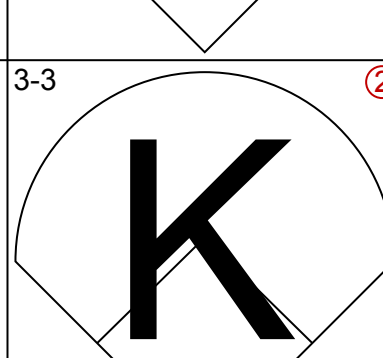


Batter	1	2	3	4	5	6	7	8	9	AB	R	H	RBI	BB	SO	LOB	TOP					
24 Michael Bourn, L (1.8) OBP: 0.250, SLG: 0.273										4	0	0	0	0	3	0						
14 Martín Prado, R (1.5) OBP: 0.250, SLG: 0.455										3	0	0	0	1	1	0						
16 Brian McCann, L (1.2) OBP: 0.167, SLG: 0.364										4	1	1	1	0	2	1						
26 Dan Uggla, R (1.4) OBP: 0.333, SLG: 0.111										2	1	0	0	2	1	0						
5 Freddie Freeman, L (1.3) OBP: 0.250, SLG: 0.250										4	1	1	0	0	0	2						
23 Matt Diaz, R (1.7) OBP: 0.286, SLG: 0.333										2	1	0	0	0	1	0						
25 Juan Francisco, L (9, PH)										1	0	0	0	0	0	0						
22 Jason Heyward, L (1.9) OBP: 0.333, SLG: 0.500										4	1	1	2	0	0	1						
2 Jack Wilson, R (1.6)										3	0	0	1	0	1	1						
36 Mike Minor, R (1.1)										2	0	0	0	0	1	1						
50 Cristhian Martinez, R (6.1)										0	0	0	0	0	0	0						
17 Jose Constanza, L (7, PH)										1	0	0	0	0	1	0						
54 Kris Medlen, S (7.1)										0	0	0	0	0	0	0						
34 Eric O'Flaherty, L (8.1)										0	0	0	0	0	0	0						
Inning Stats	R: 0 E: 0 K: 1 S: 9	H: 0 LOB: 2 BB: 2 P: 18	R: 0 E: 0 K: 0 S: 11	H: 0 LOB: 1 BB: 1 P: 19	R: 0 E: 0 K: 3 S: 13	H: 0 LOB: 0 BB: 0 P: 17	R: 0 E: 0 K: 1 S: 8	H: 0 LOB: 0 BB: 0 P: 14	R: 0 E: 0 K: 1 S: 8	H: 0 LOB: 0 BB: 0 P: 9	R: 0 E: 0 K: 1 S: 8	H: 0 LOB: 0 BB: 0 P: 11	R: 4 E: 1 K: 2 S: 18	H: 2 LOB: 0 BB: 1 P: 27	R: 1 E: 0 K: 0 S: 10	H: 1 LOB: 0 BB: 0 P: 14	R: 0 E: 0 K: 1 S: 6	H: 0 LOB: 0 BB: 0 P: 9	1B: 1 2B: 1 3B: 0 HR: 1	SF: 1 SAC: 0 DP: 0 HBP: 0	WP: 0 PB: 1 CS: 0	PA: 35
PITCHER	IP WLS BF H R ER SO BB IBB HBP BLK WP HR S P ERA WHIP																					
49 Jonathon Niese, L (1.1) ERA: 4.5	6.0 W 25 2 4 3 7 4 0 0 0 0 0 0 66 102 4.50 1.000																					
46 Manny Acosta, R (7.1) ERA: 5.4	1.2 6 1 1 1 2 0 0 0 0 0 0 1 18 26 5.40 0.600																					
40 Tim Byrdak, L (8.1) ERA:	0.1 H 1 0 0 0 0 0 0 0 0 0 0 1 1 1 0.00 0.000																					
48 Frank Francisco, R (9.1) ERA:	1.0 S 3 0 0 0 1 0 0 0 0 0 0 0 6 9 0.00 0.000																					

Atlanta Braves @ New York Mets
Citi Field, Flushing, NY
Sun Apr 08 2012, 1:09 PM - 3:56 PM EDT
Att: 27,855 - Partly Cloudy - 59 F

AB 30
R 5
H 3
RBI 4
BB 4
SO 10
LOB 7



Batter	1	2	3	4	5	6	7	8	9	AB	R	H	RBI	BB	SO	LOB	BOTTOM			
11 Rubén Tejada, R (1.6) OBP: 0.462, SLG: 0.545										5	2	4	2	0	0	0				
28 Daniel Murphy, L (1.4) OBP: 0.429, SLG: 0.615										5	1	2	2	0	0	3				
48 Frank Francisco, R (9.1)										0	0	0	0	0	0	0				
5 David Wright, R (1.5) OBP: 0.692, SLG: 1.000										1	0	1	1	2	0	0				
29 Ike Davis, L (1.3)										3	0	0	0	1	1	3				
44 Jason Bay, R (1.7) OBP: 0.333, SLG: 0.222										2	1	1	1	1	1	0				
21 Lucas Duda, L (1.9) OBP: 0.333, SLG: 0.818										3	1	1	0	1	1	1				
12 Scott Hairston, R (1.8) ERA: 10.8										4	1	1	1	0	1	3				
40 Tim Byrdak, L (8.1)										0	0	0	0	0	0	0				
13 Ronny Cedeno, R (9.4)										0	0	0	0	0	0	0				
4 Mike Niekas, R (1.2)										4	0	0	0	0	2	2				
49 Jonathon Niese, L (1.1) OBP: 0.333, SLG: 0.333										3	1	1	0	0	2	2				
46 Manny Acosta, R (7.1) ERA:										0	0	0	0	0	0	0				
9 Kirk Nieuwenhuis, L (8.8) OBP: 0.400, SLG: 0.400										1	0	0	0	0	1	0				
Inning Stats	R: 1 E: 0 K: 1 S: 12	H: 1 LOB: 0 BB: 0 P: 19	R: 0 E: 0 K: 2 S: 10	H: 0 LOB: 0 BB: 0 P: 15	R: 0 E: 0 K: 1 S: 7	H: 0 LOB: 0 BB: 0 P: 10	R: 1 E: 0 K: 0 S: 11	H: 1 LOB: 1 BB: 2 P: 23	R: 2 E: 0 K: 2 S: 17	H: 3 LOB: 2 BB: 1 P: 28	R: 3 E: 0 K: 2 S: 19	H: 3 LOB: 1 BB: 1 P: 30	R: 0 E: 0 K: 0 S: 14	H: 2 LOB: 1 BB: 1 P: 22	R: 0 E: 0 K: 1 S: 8	H: 1 LOB: 1 BB: 0 P: 13	1B: 6 2B: 6 3B: 0 HR: 0	SF: 2 SAC: 0 DP: 2 HBP: 0	WP: 0 PB: 0 CS: 0	PA: 38
PITCHER	IP WLS BF H R ER SO BB IBB HBP BLK WP HR S P ERA WHIP																			
36 Mike Minor, L (1.1) ERA: 4.5	5.0 L 24 6 6 6 6 3 1 0 0 0 0 0 0 14 21 9.00 2.000																			
50 Cristhian Martinez, R (6.1) ERA: 4.5	1.0 5 2 1 1 2 0 0 0 0 0 0 0 14 22 0.00 3.000																			
54 Kris Medlen, R (7.1) ERA:	1.0 5 2 0 0 0 1 0 0 0 0 0 0 14 22 0.00 3.000																			
34 Eric O'Flaherty, L (8.1) ERA:	1.0 4 1 0 0 1 0 0 0 0 0 0 0 8 13 0.00 1.000																			

Atlanta Braves @ New York Mets
Citi Field, Flushing, NY
Sun Apr 08 2012, 1:09 PM - 3:56 PM EDT
Att: 27,855 - Partly Cloudy - 59 F

AB 31
R 7
H 11
RBI 7
BB 5
SO 9
LOB 14



Batter	1	2	3	4	5	6	7	8	9	AB	R	H	RBI	BB	SO	LOB	TOP
24 Michael Bourn, L OBP: 0.238, SLG: 0.211	L1	B3		FC3-6 14 CS			G3-1 14 S 5 FC3	1B		4	1	1	0	1	0	3	Atlanta Braves @ Houston Astros Minute Maid Park, Houston, TX Tue Apr 10 2012, 7:08 PM - 10:19 PM CDT Att: 22,036 - Cloudy - 78 F
14 Martin Prado, R OBP: 0.286, SLG: 0.450	1B		L4	L4-3			G3-1	G1-3		5	0	1	0	0	0	4	
5 Freddie Freeman, L OBP: 0.190, SLG: 0.190	K		K		K		FC3 26 WP		F8	5	0	0	1	0	3	1	
16 Brian McCann, L OBP: 0.238, SLG: 0.316	BB		26 2B	1B		L7	F8		G3-1	4	1	1	0	1	0	1	
26 Dan Uggla, R OBP: 0.286, SLG: 0.222	F8		10 HR	2B			K		F8	5	1	2	1	0	1	3	
10 Chipper Jones, S OBP: 0.500, SLG: 1.250		22 FC4-6	HR		G4-3			G5-3		4	1	2	2	0	0	1	
22 Jason Heyward, L OBP: 0.294, SLG: 0.400		FC4-6 48 BLK 1 WP	K			F9		G3-1		4	1	1	0	0	1	1	
1 Tyler Pastornicky, R OBP: 0.357, SLG: 0.667						F9		G3-1		3	1	1	1	1	0	1	
39 Jonny Venters, L										0	0	0	0	0	0	0	
46 Craig Kimbrel, R										0	0	0	0	0	0	0	
48 Tommy Hanson, R OBP: 0.500, SLG: 0.500										2	0	1	0	0	1	2	
25 Justin Feroscoso, L OBP: 0.111, SLG: 0.111										1	0	0	0	0	0	0	
54 Kris Medlen, S										0	0	0	0	0	0	0	
34 Eric O'Flaherty, L										0	0	0	0	0	0	0	
20 Eric Hinske, L OBP: 0.290, SLG: 0.500										1	0	1	1	0	0	0	
2 Jack Wilson, R										0	0	0	0	0	0	0	
Inning Stats	R: 0 E: 0 K: 1 S: 11	H: 1 LOB: 2 BB: 1 P: 20	R: 0 E: 0 K: 1 S: 9	H: 1 LOB: 2 BB: 1 P: 17	R: 3 E: 0 K: 2 S: 17	H: 3 LOB: 0 BB: 0 P: 28	R: 1 E: 0 K: 0 S: 14	H: 2 LOB: 0 BB: 0 P: 22	R: 0 E: 0 K: 0 S: 8	H: 0 LOB: 0 BB: 0 P: 14	R: 1 E: 0 K: 1 S: 16	H: 3 LOB: 2 BB: 0 P: 15	R: 0 E: 0 K: 0 S: 6	H: 0 LOB: 0 BB: 0 P: 7	1B: 8 2B: 1 3B: 0 HR: 2	SF: 0 SAC: 0 DP: 0 HBP: 0	WP: 2 PA: 41 CS: 1
PITCHER	IP WLS BF H R ER SO BB IBB HBP BLK WP HR S P ERA WHIP																
56 Kyle Weiland, R ERA: 7.2	5.0 L 24 8 4 4 5 2 0 0 0 1 1 2 58 99 7.20 2.000																
37 Brandon Lyon, R ERA: 4.5	1.0 3 0 0 0 0 0 0 0 0 0 0 8 14 9.00 0.000																
28 David Carpenter, R ERA: 4.5	1.0 5 0 1 1 1 1 0 0 0 0 1 0 16 26 9.00 1.000																
59 Wilton Lopez, R ERA: 3.38	2.0 9 3 1 1 0 0 0 0 0 0 0 0 15 22 4.50 1.500																

Batter	1	2	3	4	5	6	7	8	9	AB	R	H	RBI	BB	SO	LOB	BOTTOM				
1 Jordan Schafer, L OBP: 0.381, SLG: 0.474	B5-3		27 1B	27 S	14 S	45 1B	14 1B	45 1B		5	2	3	0	0	1	1	Atlanta Braves @ Houston Astros Minute Maid Park, Houston, TX Tue Apr 10 2012, 7:08 PM - 10:19 PM CDT Att: 22,036 - Cloudy - 78 F				
27 Jose Altuve, R OBP: 0.444, SLG: 0.500	K		14 G3	1B	G1-3		F7		F7	5	0	2	0	0	1	2					
14 J.D. Martinez, R OBP: 0.333, SLG: 0.556	K		G3		K		45 1B	23 1B	K	5	1	1	0	0	3	5					
45 Carlos Lee, R OBP: 0.476, SLG: 0.611		23 2B	18 FC5-2	IBB		19 BB	23 1B		23 6 BB	3	0	3	2	2	0	0					
19 Brian Bogueusic, L OBP: 0.211, SLG: 0.294		F8					F7			2	0	0	0	1	1	4					
16 Matt Downs, R ERA: 4.15										1	0	0	0	0	0	2					
59 Wilton Lopez, R ERA: 3.38										0	0	0	0	0	0	0					
6 Travis Buck, L OBP: 0.500, SLG: 1.000									23 G4-6-3	0	0	0	0	1	0	0					
23 Chris Johnson, R OBP: 0.300, SLG: 0.450		9 1B	K		K				G4-6-3	5	1	2	1	0	2	7					
18 Chris Snyder, R OBP: 0.111, SLG: 0.111		FC5-2 9 1B				G5-3		K		5	0	0	0	0	2	5					
9 Marwin Gonzalez, S OBP: 0.333, SLG: 0.412					G4-3		L3			3	0	1	1	1	0	0					
56 Kyle Weiland, L										2	0	0	0	0	1	2					
37 Brandon Lyon, R										0	0	0	0	0	0	0					
44 Justin Maxwell, R OBP: 0.500, SLG: 2.000										1	0	0	0	0	0	0					
28 David Carpenter, R ERA: 4.5										0	0	0	0	0	0	0					
12 Brian Bixler, R OBP: 0.333, SLG: 0.200										1	0	0	0	0	1	1					
Inning Stats	R: 0 E: 0 K: 2 S: 9	H: 0 LOB: 0 BB: 0 P: 13	R: 1 E: 0 K: 1 S: 13	H: 2 LOB: 1 BB: 1 P: 22	R: 0 E: 0 K: 1 S: 9	H: 2 LOB: 3 BB: 1 P: 28	R: 0 E: 0 K: 1 S: 13	H: 0 LOB: 0 BB: 0 P: 13	R: 1 E: 0 K: 2 S: 13	H: 2 LOB: 2 BB: 1 P: 25	R: 0 E: 0 K: 0 S: 8	H: 0 LOB: 0 BB: 0 P: 9	R: 2 E: 0 K: 1 S: 15	H: 4 LOB: 2 BB: 0 P: 19	R: 0 E: 0 K: 3 S: 16	H: 1 LOB: 2 BB: 1 P: 21	R: 0 E: 0 K: 0 S: 4	H: 1 LOB: 1 BB: 1 P: 10	1B: 11 2B: 1 3B: 0 HR: 0	SF: 0 SAC: 0 DP: 1 HBP: 0	WP: 0 PA: 43 CS: 0
PITCHER	IP WLS BF H R ER SO BB IBB HBP BLK WP HR S P ERA WHIP																				
48 Tommy Hanson, R ERA: 2.7	5.0 W 24 8 2 2 2 2 1 0 0 0 0 0 16 20 3.60 1.600																				
54 Kris Medlen, R	1.1 H 7 3 2 2 0 0 0 0 0 0 0 0 16 20 13.50 2.250																				
34 Eric O'Flaherty, L	0.2 H 3 1 0 0 1 0 0 0 0 0 0 0 7 8 0.00 1.500																				
39 Jonny Venters, L	1.0 H 5 1 0 0 3 1 0 0 0 0 0 0 16 21 0.00 2.000																				
46 Craig Kimbrel, R	1.0 S 4 1 0 0 0 1 0 0 0 0 0 0 4 10 0.00 2.000																				



Batter	1	2	3	4	5	6	7	8	9	AB	R	H	RBI	BB	SO	LOB	TOP		
24 Michael Bourn, L OBP: 0.192, SLG: 0.167	B3		K	L6			L8		G4-3	5	0	0	0	0	1	2			
14 Martin Prado, R OBP: 0.346, SLG: 0.435	F9		G6-3	BB			1B		BB	3	1	1	0	2	0	0			
5 Freddie Freeman, L OBP: 0.231, SLG: 0.269	2B		K	K			E9		K	5	0	2	0	0	3	4			
10 Chipper Jones, S OBP: 0.444, SLG: 0.778	G6-3			22 1B 8 2B		G4-3	K		E9	5	1	2	0	0	1	3			
26 Dan Uggla, R OBP: 0.269, SLG: 0.217	22 1B 22 WP		FC6	F7			G5-3		FC5-4	5	2	1	0	0	0	4			
22 Jason Heyward, L OBP: 0.381, SLG: 0.632	40 WP 8 S		8 2B 2 SH1-3	F7			HR			4	2	3	2	0	0	0			
8 David Ross, R OBP: 0.500, SLG: 0.750	SAFE		SH1-3	P5			1B		2 1B-3	4	0	2	2	0	1	1	AB 38		
2 Jack Wilson, R OBP: 0.269, SLG: 0.217	L7		SH1-3	F9			L8-3			3	0	0	1	0	0	2	R 6		
40 Randall Delgado, R 25 Juan Francisco, L 50 Christian Martinez, R 34 Eric O'Flaherty, L 20 Eric Hinske, L 39 Jonny Venters, L 46 Craig Kimbrel, R	K		E1	K		K	G3			2	0	0	0	0	0	1	2	H 11	
	R: 0 E: 0 K: 0 S: 6	H: 1 LOB: 1 BB: 0 P: 10	R: 1 E: 0 K: 2 S: 15	H: 2 LOB: 1 BB: 0 P: 23	R: 0 E: 0 K: 2 S: 12	H: 0 LOB: 0 BB: 0 P: 18	R: 3 E: 2 K: 1 S: 16	H: 3 LOB: 3 BB: 1 P: 26	R: 0 E: 0 K: 1 S: 9	H: 0 LOB: 0 BB: 0 P: 14	R: 0 E: 1 K: 1 S: 12	H: 2 LOB: 2 BB: 0 P: 17	R: 1 E: 0 K: 0 S: 9	H: 2 LOB: 0 BB: 0 P: 15	R: 1 E: 0 K: 1 S: 13	H: 1 LOB: 1 BB: 1 P: 22	1B: 8 2B: 3 3B: 0 HR: 1	SF: 0 SAC: 1 DP: 1 HBP: 0	WP: 2 PA: 41 PB: 0 SB: 1 CS: 0
	PITCHER	IP	WLS	BF	H	R	ER	SO	BB	IBB	HBP	BLK	WP	HR	S	P	ERA	WHIP	
51 Wandy Rodriguez, L ERA: 2.38	5.0	L	24	6	4	3	5	1	0	0	0	0	2	0	53	82	5.40	1.400	
55 Rhiner Cruz, R ERA: 3.0	2.0		8	2	0	0	2	0	0	0	0	0	0	0	21	31	0.00	1.000	
43 Fernando Rodriguez Jr., R ERA: 6.0	0.2		3	2	1	1	0	0	0	0	0	0	0	1	6	11	13.50	3.000	
53 Wesley Wright, L ERA: 6.0	1.0		5	1	1	0	1	1	0	0	0	0	0	15	25	0.00	2.000		
37 Brandon Lyon, R ERA: 3.98	0.1		1	0	0	0	0	0	0	0	0	0	0	1	1	0.00	0.000		
	PITCHER	IP	WLS	BF	H	R	ER	SO	BB	IBB	HBP	BLK	WP	HR	S	P	ERA	WHIP	
51 Wandy Rodriguez, L ERA: 2.38	5.0	L	24	6	4	3	5	1	0	0	0	0	2	0	53	82	5.40	1.400	
55 Rhiner Cruz, R ERA: 3.0	2.0		8	2	0	0	2	0	0	0	0	0	0	0	21	31	0.00	1.000	
43 Fernando Rodriguez Jr., R ERA: 6.0	0.2		3	2	1	1	0	0	0	0	0	0	0	1	6	11	13.50	3.000	
53 Wesley Wright, L ERA: 6.0	1.0		5	1	1	0	1	1	0	0	0	0	0	15	25	0.00	2.000		
37 Brandon Lyon, R ERA: 3.98	0.1		1	0	0	0	0	0	0	0	0	0	0	1	1	0.00	0.000		
	PITCHER	IP	WLS	BF	H	R	ER	SO	BB	IBB	HBP	BLK	WP	HR	S	P	ERA	WHIP	
51 Wandy Rodriguez, L ERA: 2.38	5.0	L	24	6	4	3	5	1	0	0	0	0	2	0	53	82	5.40	1.400	
55 Rhiner Cruz, R ERA: 3.0	2.0		8	2	0	0	2	0	0	0	0	0	0	0	21	31	0.00	1.000	
43 Fernando Rodriguez Jr., R ERA: 6.0	0.2		3	2	1	1	0	0	0	0	0	0	0	1	6	11	13.50	3.000	
53 Wesley Wright, L ERA: 6.0	1.0		5	1	1	0	1	1	0	0	0	0	0	15	25	0.00	2.000		
37 Brandon Lyon, R ERA: 3.98	0.1		1	0	0	0	0	0	0	0	0	0	0	1	1	0.00	0.000		
	PITCHER	IP	WLS	BF	H	R	ER	SO	BB	IBB	HBP	BLK	WP	HR	S	P	ERA	WHIP	
51 Wandy Rodriguez, L ERA: 2.38	5.0	L	24	6	4	3	5	1	0	0	0	0	2	0	53	82	5.40	1.400	
55 Rhiner Cruz, R ERA: 3.0	2.0		8	2	0	0	2	0	0	0	0	0	0	0	21	31	0.00	1.000	
43 Fernando Rodriguez Jr., R ERA: 6.0	0.2		3	2	1	1	0	0	0	0	0	0	0	1	6	11	13.50	3.000	
53 Wesley Wright, L ERA: 6.0	1.0		5	1	1	0	1	1	0	0	0	0	0	15	25	0.00	2.000		
37 Brandon Lyon, R ERA: 3.98	0.1		1	0	0	0	0	0	0	0	0	0	0	1	1	0.00	0.000		
	PITCHER	IP	WLS	BF	H	R	ER	SO	BB	IBB	HBP	BLK	WP	HR	S	P	ERA	WHIP	
51 Wandy Rodriguez, L ERA: 2.38	5.0	L	24	6	4	3	5	1	0	0	0	0	2	0	53	82	5.40	1.400	
55 Rhiner Cruz, R ERA: 3.0	2.0		8	2	0	0	2	0	0	0	0	0	0	0	21	31	0.00	1.000	
43 Fernando Rodriguez Jr., R ERA: 6.0	0.2		3	2	1	1	0	0	0	0	0	0	0	1	6	11	13.50	3.000	
53 Wesley Wright, L ERA: 6.0	1.0		5	1	1	0	1	1	0	0	0	0	0	15	25	0.00	2.000		
37 Brandon Lyon, R ERA: 3.98	0.1		1	0	0	0	0	0	0	0	0	0	0	1	1	0.00	0.000		
	PITCHER	IP	WLS	BF	H	R	ER	SO	BB	IBB	HBP	BLK	WP	HR	S	P	ERA	WHIP	
51 Wandy Rodriguez, L ERA: 2.38	5.0	L	24	6	4	3	5	1	0	0	0	0	2	0	53	82	5.40	1.400	
55 Rhiner Cruz, R ERA: 3.0	2.0		8	2	0	0	2	0	0	0	0	0	0	0	21	31	0.00	1.000	
43 Fernando Rodriguez Jr., R ERA: 6.0	0.2		3	2	1	1	0	0	0	0	0	0	0	1	6	11	13.50	3.000	
53 Wesley Wright, L ERA: 6.0	1.0		5	1	1	0	1	1	0	0	0	0	0	15	25	0.00	2.000		
37 Brandon Lyon, R ERA: 3.98	0.1		1	0	0	0	0	0	0	0	0	0	0	1	1	0.00	0.000		
	PITCHER	IP	WLS	BF	H	R	ER	SO	BB	IBB	HBP	BLK	WP	HR	S	P	ERA	WHIP	
51 Wandy Rodriguez, L ERA: 2.38	5.0	L	24	6	4	3	5	1	0	0	0	0	2	0	53	82	5.40	1.400	
55 Rhiner Cruz, R ERA: 3.0	2.0		8	2	0	0	2	0	0	0	0	0	0	0	21	31	0.00	1.000	
43 Fernando Rodriguez Jr., R ERA: 6.0	0.2		3	2	1	1	0	0	0	0	0	0	0	1	6	11	13.50	3.000	
53 Wesley Wright, L ERA: 6.0	1.0		5	1	1	0	1	1	0	0	0	0	0	15	25	0.00	2.000		
37 Brandon Lyon, R ERA: 3.98	0.1		1	0	0	0	0	0	0	0	0	0	0	1	1	0.00	0.000		
	PITCHER	IP	WLS	BF	H	R	ER	SO	BB	IBB	HBP	BLK	WP	HR	S	P	ERA	WHIP	
51 Wandy Rodriguez, L ERA: 2.38	5.0	L	24	6	4	3	5	1	0	0	0	0	2	0	53	82	5.40	1.400	
55 Rhiner Cruz, R ERA: 3.0	2.0		8	2	0	0	2	0	0	0	0	0	0	0	21	31	0.00	1.000	
43 Fernando Rodriguez Jr., R ERA: 6.0	0.2		3	2	1	1	0	0	0	0	0	0	0	1	6	11	13.50	3.000	
53 Wesley Wright, L ERA: 6.0	1.0		5	1	1	0	1	1	0	0	0	0	0	15	25	0.00	2.000		
37 Brandon Lyon, R ERA: 3.98	0.1		1	0	0	0	0	0	0	0	0	0	0	1	1	0.00	0.000		
	PITCHER	IP	WLS	BF	H	R	ER	SO	BB	IBB	HBP	BLK	WP	HR	S	P	ERA	WHIP	
51 Wandy Rodriguez, L ERA: 2.38	5.0	L	24	6	4	3	5	1	0	0	0	0	2	0	53	82	5.40	1.400	
55 Rhiner Cruz, R ERA: 3.0	2.0		8	2	0	0	2	0	0	0	0	0	0	0	21	31	0.00	1.000	
43 Fernando Rodriguez Jr., R ERA: 6.0	0.2		3	2	1	1	0	0	0	0	0	0	0	1	6	11	13.50	3.000	
53 Wesley Wright, L ERA: 6.0	1.0		5	1	1	0	1	1	0	0	0	0	0	15	25	0.00	2.000		
37 Brandon Lyon, R ERA: 3.98	0.1		1	0	0	0	0	0	0	0	0	0	0	1	1	0.00	0.000		
	PITCHER	IP	WLS	BF	H	R	ER	SO	BB	IBB	HBP	BLK	WP	HR	S	P	ERA	WHIP	
51 Wandy Rodriguez, L ERA: 2.38	5.0	L	24	6	4	3	5	1	0	0	0	0	2	0	53	82	5.40	1.400	
55 Rhiner Cruz, R ERA: 3.0	2.0		8	2	0	0	2	0	0	0	0	0	0	0	21	31	0.00	1.000	
43 Fernando Rodriguez Jr., R ERA: 6.0	0.2		3	2	1	1	0	0	0	0	0	0	0	1	6	11	13.50	3.000	
53 Wesley Wright, L ERA: 6.0	1.0		5	1	1	0	1	1	0	0	0	0	0	15	25	0.00	2.000		
37 Brandon Lyon, R ERA: 3.98	0.1		1	0	0	0	0	0	0	0	0	0	0	1	1	0.00	0.000		
	PITCHER	IP	WLS	BF	H	R	ER	SO	BB	IBB	HBP	BLK	WP	HR	S	P	ERA	WHIP	
51 Wandy Rodriguez, L ERA: 2.38	5.0	L	24	6	4	3	5	1	0	0	0	0	2	0	53	82	5.40	1.400	
55 Rhiner Cruz, R ERA: 3.0	2.0		8	2	0	0	2	0	0	0	0	0	0	0	21	31	0.00	1.000	
43 Fernando Rodriguez Jr., R ERA: 6.0																			

Batter	1	2	3	4	5	6	7	8	9	AB	R	H	RBI	BB	SO	LOB	TOP					
23 Rickie Weeks Jr. R OBP: 0.279, SLG: 0.375										4	1	1	0	1	0	1						
2 Nyjer Morgan, L OBP: 0.167, SLG: 0.167										3	0	0	0	0	0	1						
27 Carlos Gómez, R OBP: 0.412, SLG: 0.688										2	1	1	0	0	0	0						
8 Ryan Braun, R OBP: 0.406, SLG: 0.571										5	1	3	2	0	1	0						
16 Aramis Ramirez, R OBP: 0.194, SLG: 0.185										5	1	1	0	0	0	2						
1 Corey Hart, R OBP: 0.481, SLG: 1.000										5	1	2	3	0	2	1						
24 Mat Gamel, L OBP: 0.300, SLG: 0.379										4	1	2	0	0	1	1						
11 Alex Gonzalez, R OBP: 0.267, SLG: 0.500										4	1	2	2	0	1	2						
9 George Kottaras, L OBP: 0.583, SLG: 1.444										1	1	1	1	1	2	0						
43 Randy Wolf, L 41 Marco Estrada, R 45 Travis Ishikawa, L 50 Kameron Loe, R 20 Jonathan Lucroy, R 57 Francisco Rodríguez, R 48 Tim Lillard, R										2	0	0	0	0	0	0						
Inning Stats	R: 0 H: 0 E: 0 K: 1 S: 9	H: 0 LOB: 0 BB: 0 P: 13	R: 3 H: 3 E: 0 K: 1 S: 12	H: 3 LOB: 0 BB: 0 P: 17	R: 0 H: 0 E: 0 K: 0 S: 8	H: 0 LOB: 1 BB: 0 P: 10	R: 0 H: 1 E: 0 K: 1 S: 7	H: 1 LOB: 1 BB: 0 P: 9	R: 0 H: 0 E: 0 K: 0 S: 6	H: 0 LOB: 2 BB: 1 P: 17	R: 2 H: 3 E: 0 K: 0 S: 18	H: 3 LOB: 2 BB: 1 P: 31	R: 3 H: 4 E: 0 K: 1 S: 15	H: 4 LOB: 0 BB: 0 P: 19	R: 0 H: 1 E: 0 K: 1 S: 7	H: 1 LOB: 1 BB: 0 P: 10	R: 0 H: 1 E: 0 K: 1 S: 14	H: 1 LOB: 1 BB: 0 P: 19	1B: 8 2B: 2 3B: 0 HR: 3	SF: 0 SAC: 1 DP: 1 HBP: 0	WP: 0 PB: 0 SB: 3 CS: 1	PA: 41
PITCHER	IP WLS BF H R ER SO BB IBB HBP BLK WP HR S P ERA WHIP																					
49 Jair Jurrjens, R ERA: 7.71	5.0	23	7	5	5	3	2	0	0	0	0	0	0	0	2	52	81	9.00	1.800			
54 Kris Medlen, R ERA: 3.39	1.0	4	0	0	0	0	1	0	0	0	0	0	0	0	0	8	16	0.00	1.000			
34 Eric O'Flaherty, L ERA: 9.82	1.0	6	4	0	3	1	0	0	0	0	0	1	15	19	27.00	4.000						
39 Jonny Venters, L ERA:	1.0	4	1	0	0	1	0	0	0	0	0	0	7	10	0.00	1.000						
46 Craig Kimbrel, R ERA:	1.0	4	1	0	0	1	0	0	0	0	0	0	14	19	0.00	1.000						

Milwaukee Brewers @ Atlanta Braves
Turner Field, Atlanta, GA
Fri Apr 13, 2012, 7:40 PM - 11:00 PM EDT
Att: 50,635 - Partly Cloudy - 69 F

AB	37
R	8
H	13
RBI	8
BB	3
SO	6
LOB	12



Batter	1	2	3	4	5	6	7	8	9	AB	R	H	RBI	BB	SO	LOB	BOTTOM					
24 Michael Bourn, L OBP: 0.258, SLG: 0.286										4	2	2	1	1	0	1						
14 Martín Prado, R OBP: 0.355, SLG: 0.429										5	1	2	0	0	0	4						
5 Freddie Freeman, L OBP: 0.258, SLG: 0.241										3	3	0	0	2	1	2						
16 Brian McCann, L OBP: 0.346, SLG: 0.583										5	1	4	4	0	0	2						
26 Dan Uggla, R OBP: 0.323, SLG: 0.321										5	1	3	3	0	1	2						
23 Matt Diaz, R OBP: 0.313, SLG: 0.462										4	1	1	2	1	0	3						
22 Jason Heyward, L OBP: 0.423, SLG: 0.609										4	1	2	0	1	0	2						
1 Tyler Pastornicky, R OBP: 0.294, SLG: 0.533										3	0	0	0	0	0	2						
2 Jack Wilson, R										1	0	0	0	0	1	2						
49 Jair Jurrjens, R 54 Kris Medlen, S 34 Eric O'Flaherty, L 20 Eric Hinske, L 39 Jonny Venters, L 46 Craig Kimbrel, R										2	0	0	0	1	1	1						
Inning Stats	R: 1 H: 1 E: 0 K: 0 S: 8	H: 1 LOB: 1 BB: 1 P: 18	R: 0 H: 0 E: 1 K: 1 S: 10	H: 0 LOB: 0 BB: 0 P: 17	R: 1 H: 3 E: 0 K: 0 S: 13	H: 3 LOB: 0 BB: 0 P: 20	R: 0 H: 0 E: 0 K: 0 S: 6	H: 0 LOB: 1 BB: 1 P: 10	R: 6 H: 6 E: 0 K: 0 S: 27	H: 6 LOB: 2 BB: 2 P: 51	R: 0 H: 1 E: 0 K: 2 S: 14	H: 1 LOB: 1 BB: 0 P: 18	R: 0 H: 1 E: 0 K: 1 S: 9	H: 1 LOB: 0 BB: 0 P: 14	R: 2 H: 2 E: 0 K: 1 S: 14	H: 2 LOB: 2 BB: 2 P: 26	R: 2 H: 2 E: 0 K: 1 S: 14	H: 2 LOB: 2 BB: 2 P: 26	1B: 9 2B: 2 3B: 1 HR: 2	SF: 0 SAC: 1 DP: 1 HBP: 0	WP: 1 PB: 0 SB: 1 CS: 0	PA: 44
PITCHER	IP WLS BF H R ER SO BB IBB HBP BLK WP HR S P ERA WHIP																					
43 Randy Wolf, L ERA: 10.61	4.1	25	9	8	8	1	3	0	0	0	0	0	0	0	2	56	98	16.61	2.769			
41 Marco Estrada, R ERA: 3.6	0.2	4	1	0	0	0	1	0	0	0	0	0	0	0	8	18	0.00	3.000				
50 Kameron Loe, R ERA: 2.08	2.0	8	2	0	0	2	0	0	0	0	0	0	23	32	0.00	1.000						
57 Francisco Rodríguez, R ERA: 4.5	0.1	L	5	2	2	2	0	0	0	0	1	0	10	21	54.00	12.000						
48 Tim Lillard, R ERA: 7.94	0.2	2	0	0	0	1	0	0	0	0	0	0	4	5	0.00	0.000						

Milwaukee Brewers @ Atlanta Braves
Turner Field, Atlanta, GA
Fri Apr 13, 2012, 7:40 PM - 11:00 PM EDT
Att: 50,635 - Partly Cloudy - 69 F

AB	37
R	10
H	14
RBI	10
BB	6
SO	4
LOB	22



Batter	1	2	3	4	5	6	7	8	9	AB	R	H	RBI	BB	SO	LOB	TOP			
23 Rickie Weeks Jr., R (1.4) OBP: 0.275, SLG: 0.343										3	0	0	0	1	3	2				
27 Carlos Gómez, R (1.8) OBP: 0.381, SLG: 0.600										4	0	1	0	0	0	0				
8 Ryan Braun, R (1.7) OBP: 0.389, SLG: 0.516										3	0	0	0	1	1	2				
16 Aramis Ramirez, R (1.5) OBP: 0.200, SLG: 0.194										4	0	1	0	0	0	2				
1 Corey Hart, R (1.9) OBP: 0.484, SLG: 0.917										2	0	0	0	1	1	0				
20 Jonathan Lucroy, R (1.2) OBP: 0.435, SLG: 0.556										3	0	1	0	0	0	1				
9 George Kottaras, L (8, PH) OBP: 0.538, SLG: 1.300										1	0	0	0	0	1	3				
24 Mat Gamel, L (1.3) OBP: 0.294, SLG: 0.364										4	1	1	0	0	1	3				
3 Cesar Izturis, S (1.6)										3	0	0	0	0	0	2				
18 Shaun Marcum, R (1.1)										2	0	0	0	0	0	0				
7 Norichika Aoki, L (8, PH) OBP: 0.556, SLG: 0.429										1	0	1	0	0	0	0				
40 Jose Veras, R (8, 1)										0	0	0	0	0	0	0				
Inning Stats	R: 0 H: 1 E: 0 K: 1 S: 10	H: 1 LOB: 1 BB: 1 P: 17	R: 0 H: 0 E: 0 K: 0 S: 5	H: 0 LOB: 0 BB: 0 P: 9	R: 0 H: 0 E: 0 K: 1 S: 10	H: 0 LOB: 0 BB: 0 P: 15	R: 0 H: 0 E: 0 K: 1 S: 10	H: 0 LOB: 0 BB: 0 P: 7	R: 0 H: 0 E: 0 K: 1 S: 13	H: 0 LOB: 0 BB: 0 P: 17	R: 0 H: 0 E: 0 K: 1 S: 10	H: 0 LOB: 0 BB: 0 P: 15	R: 1 H: 3 E: 0 K: 1 S: 13	H: 3 LOB: 2 BB: 2 P: 19	R: 0 H: 1 E: 0 K: 2 S: 15	H: 1 LOB: 3 BB: 2 P: 26	1B: 4 2B: 1 3B: 0 HR: 0	SF: 0 DP: 2 HBP: 1	WP: 0 PB: 0 CS: 0	PA: 34
PITCHER	IP WLS BF H R ER SO BB IBB HBP BLK WP HR S P ERA WHIP	IP WLS BF H R ER SO BB IBB HBP BLK WP HR S P ERA WHIP	IP WLS BF H R ER SO BB IBB HBP BLK WP HR S P ERA WHIP	IP WLS BF H R ER SO BB IBB HBP BLK WP HR S P ERA WHIP	IP WLS BF H R ER SO BB IBB HBP BLK WP HR S P ERA WHIP	IP WLS BF H R ER SO BB IBB HBP BLK WP HR S P ERA WHIP	IP WLS BF H R ER SO BB IBB HBP BLK WP HR S P ERA WHIP	IP WLS BF H R ER SO BB IBB HBP BLK WP HR S P ERA WHIP	IP WLS BF H R ER SO BB IBB HBP BLK WP HR S P ERA WHIP	IP WLS BF H R ER SO BB IBB HBP BLK WP HR S P ERA WHIP	IP WLS BF H R ER SO BB IBB HBP BLK WP HR S P ERA WHIP	IP WLS BF H R ER SO BB IBB HBP BLK WP HR S P ERA WHIP	IP WLS BF H R ER SO BB IBB HBP BLK WP HR S P ERA WHIP	IP WLS BF H R ER SO BB IBB HBP BLK WP HR S P ERA WHIP	IP WLS BF H R ER SO BB IBB HBP BLK WP HR S P ERA WHIP	IP WLS BF H R ER SO BB IBB HBP BLK WP HR S P ERA WHIP	IP WLS BF H R ER SO BB IBB HBP BLK WP HR S P ERA WHIP	IP WLS BF H R ER SO BB IBB HBP BLK WP HR S P ERA WHIP	IP WLS BF H R ER SO BB IBB HBP BLK WP HR S P ERA WHIP	IP WLS BF H R ER SO BB IBB HBP BLK WP HR S P ERA WHIP
36 Mike Minor, L (1.1) ERA: 4.38	7.1	W	24	2	1	0	4	1	0	0	1	0	0	0	0	0	0.00	0.409		
39 Jonny Venters, L (8, 1) ERA:	0.2	H	4	2	0	0	1	0	0	0	0	0	0	0	0	9	14	0.00	3.000	
46 Craig Kimbrel, R (9, 1) ERA:	1.0	S	6	1	0	0	2	2	0	0	0	0	0	0	0	15	26	0.00	3.000	

Milwaukee Brewers @ Atlanta Braves
Turner Field, Atlanta, GA
Sat Apr 14 2012, 7:12 PM - 9:54 PM EDT
Att: 37,408 - Clear - 75 F

livebaseballscores.com

AB 30
R 1
H 5
RBI 0
BB 3
SO 7
LOB 15



Batter	1	2	3	4	5	6	7	8	9	AB	R	H	RBI	BB	SO	LOB	BOTTOM			
24 Michael Bourn, L (1.8) OBP: 0.257, SLG: 0.281										4	0	1	0	0	0	1				
14 Martín Prado, R (1.7) OBP: 0.314, SLG: 0.375										4	0	0	0	0	1	2				
5 Freddie Freeman, L (1.3) OBP: 0.229, SLG: 0.212										4	0	0	0	0	3	2				
16 Brian McCann, L (1.2) OBP: 0.345, SLG: 0.538										2	1	0	0	1	0	1				
26 Dan Uggla, R (1.4) OBP: 0.294, SLG: 0.290										3	0	0	0	0	0	1				
22 Jason Heyward, L (1.9) OBP: 0.414, SLG: 0.577										3	1	1	0	0	1	0				
25 Juan Francisco, L (1.5) OBP: 0.231, SLG: 0.250										2	0	1	1	1	0	0				
1 Tyler Pastornicky, R (1.6) OBP: 0.250, SLG: 0.444										3	0	0	0	0	2	2				
2 Jack Wilson, R (8, 6)										0	0	0	0	0	0	0				
36 Mike Minor, R (1.1)										2	0	0	0	0	0	1				
39 Jonny Venters, L (8, 1)										0	0	0	0	0	0	0				
20 Eric Hinske, L (8, PH) OBP: 0.428, SLG: 0.333										0	0	0	0	1	0	0				
46 Craig Kimbrel, R (9, 1)										0	0	0	0	0	0	0				
Inning Stats	R: 0 H: 0 E: 0 K: 0 S: 8	H: 2 LOB: 1 BB: 1 P: 14	R: 2 H: 2 E: 1 K: 0 S: 10	H: 2 LOB: 1 BB: 1 P: 17	R: 0 H: 0 E: 0 K: 2 S: 8	H: 0 LOB: 0 BB: 0 P: 12	R: 0 H: 0 E: 0 K: 1 S: 8	H: 0 LOB: 0 BB: 0 P: 11	R: 0 H: 1 E: 0 K: 1 S: 10	H: 1 LOB: 1 BB: 0 P: 19	R: 0 H: 0 E: 0 K: 1 S: 12	H: 0 LOB: 1 BB: 1 P: 19	R: 0 H: 0 E: 0 K: 1 S: 12	H: 0 LOB: 1 BB: 1 P: 22	R: 0 H: 0 E: 0 K: 1 S: 12	H: 0 LOB: 1 BB: 1 P: 22	1B: 2 2B: 1 3B: 0 HR: 0	SF: 0 DP: 0 HBP: 0	WP: 1 PB: 0 CS: 0	PA: 30
PITCHER	IP WLS BF H R ER SO BB IBB HBP BLK WP HR S P ERA WHIP	IP WLS BF H R ER SO BB IBB HBP BLK WP HR S P ERA WHIP	IP WLS BF H R ER SO BB IBB HBP BLK WP HR S P ERA WHIP	IP WLS BF H R ER SO BB IBB HBP BLK WP HR S P ERA WHIP	IP WLS BF H R ER SO BB IBB HBP BLK WP HR S P ERA WHIP	IP WLS BF H R ER SO BB IBB HBP BLK WP HR S P ERA WHIP	IP WLS BF H R ER SO BB IBB HBP BLK WP HR S P ERA WHIP	IP WLS BF H R ER SO BB IBB HBP BLK WP HR S P ERA WHIP	IP WLS BF H R ER SO BB IBB HBP BLK WP HR S P ERA WHIP	IP WLS BF H R ER SO BB IBB HBP BLK WP HR S P ERA WHIP	IP WLS BF H R ER SO BB IBB HBP BLK WP HR S P ERA WHIP	IP WLS BF H R ER SO BB IBB HBP BLK WP HR S P ERA WHIP	IP WLS BF H R ER SO BB IBB HBP BLK WP HR S P ERA WHIP	IP WLS BF H R ER SO BB IBB HBP BLK WP HR S P ERA WHIP	IP WLS BF H R ER SO BB IBB HBP BLK WP HR S P ERA WHIP	IP WLS BF H R ER SO BB IBB HBP BLK WP HR S P ERA WHIP	IP WLS BF H R ER SO BB IBB HBP BLK WP HR S P ERA WHIP	IP WLS BF H R ER SO BB IBB HBP BLK WP HR S P ERA WHIP	IP WLS BF H R ER SO BB IBB HBP BLK WP HR S P ERA WHIP	IP WLS BF H R ER SO BB IBB HBP BLK WP HR S P ERA WHIP
18 Shaun Marcum, R (1.1) ERA: 3.46	7.0	L	26	3	2	2	6	2	0	0	0	1	1	0	0	0	0.00	1.000		
40 Jose Veras, R (8, 1) ERA: 2.7	1.0		4	0																

Batter	1	2	3	4	5	6	7	8	9	AB	R	H	RBI	BB	SO	LOB	TOP								
23 Rickie Weeks Jr., R OBP: 0.295, SLG: 0.342										3	0	1	0	1	2	0	Milwaukee Brewers @ Atlanta Braves Turner Field, Atlanta, GA Sun Apr 15 2012, 1:37 PM - 4:34 PM EDT Att: 30,831 - Cloudy - 75 F								
2 Nyjer Morgan, L OBP: 0.145, SLG: 0.143 59 John Axford, R 48 Tim Dillard, R										4	0	0	0	0	1	2									
8 Ryan Braun, R OBP: 0.400, SLG: 0.543										4	1	2	0	0	0	0									
16 Aramis Ramirez, R OBP: 0.179, SLG: 0.171										4	1	0	0	0	1	3									
1 Corey Hart, R OBP: 0.457, SLG: 0.857										4	1	1	1	0	1	3									
24 Mat Gamel, L OBP: 0.289, SLG: 0.333										3	0	0	0	1	0	2									
20 Jonathan Lucroy, R OBP: 0.444, SLG: 0.582										4	1	2	3	0	0	1									
3 Cesar Izturis, S OBP: 0.100, SLG: 0.100 9 George Kottaras, L OBP: 0.500, SLG: 1.182										3	0	1	0	0	0	1									
38 Chris Narveson, L 45 Travis Ishikawa, L 41 Marco Estrada, R 26 Manny Parra, L 7 Norichika Aoki, L										1	0	0	0	0	1	2									
Inning Stats	R: 0 E: 0 K: 2 S: 9	H: 0 LOB: 0 BB: 0 P: 12	R: 1 E: 1 K: 1 S: 18	H: 2 LOB: 2 BB: 0 P: 26	R: 0 E: 0 K: 2 S: 9	H: 1 LOB: 2 BB: 1 P: 19	R: 0 E: 0 K: 0 S: 10	H: 0 LOB: 0 BB: 0 P: 14	R: 0 E: 0 K: 1 S: 7	H: 0 LOB: 0 BB: 0 P: 8	R: 0 E: 0 K: 0 S: 7	H: 0 LOB: 0 BB: 0 P: 9	R: 0 E: 0 K: 0 S: 8	H: 0 LOB: 0 BB: 1 P: 15	R: 0 E: 0 K: 0 S: 6	H: 1 LOB: 0 BB: 0 P: 9		R: 3 E: 0 K: 1 S: 17	H: 3 LOB: 0 BB: 0 P: 27	1B: 4 2B: 3 3B: 0 HR: 1	SF: 0 SAC: 0 DP: 2 HBP: 0	WP: 0 PB: 0 SB: 0 CS: 0	PA: 35		
PITCHER	IP	WLS	BF	H	R	ER	SO	BB	IBB	HBP	BLK	WP	HR	S	P	ERA	WHIP								
37 Brandon Beachy, R ERA: 0.75	7.0	W	26	3	1	0	6	2	0	0	0	0	0	68	103	0.00	0.714								
54 Kris Medlen, R ERA: 2.94	1.0		3	1	0	0	0	0	0	0	0	0	0	6	9	0.00	1.000								
32 Chad Durbin, R ERA: 18.0	1.0		6	3	3	3	1	0	0	0	0	0	1	17	27	27.00	3.000								

AB	33
R	4
H	7
RBI	4
BB	2
SO	7
LOB	14



Batter	1	2	3	4	5	6	7	8	9	AB	R	H	RBI	BB	SO	LOB	BOTTOM								
24 Michael Bourn, L OBP: 0.300, SLG: 0.351										5	1	3	0	0	1	3	Milwaukee Brewers @ Atlanta Braves Turner Field, Atlanta, GA Sun Apr 15 2012, 1:37 PM - 4:34 PM EDT Att: 30,831 - Cloudy - 75 F								
14 Martin Prado, R OBP: 0.359, SLG: 0.429										3	1	2	0	1	1	1									
10 Chipper Jones, S OBP: 0.500, SLG: 0.917										3	1	1	3	2	1	5									
16 Brian McCann, L OBP: 0.333, SLG: 0.517										3	0	1	1	0	1	2									
26 Dan Uggla, R OBP: 0.289, SLG: 0.265										3	1	0	0	1	2	3									
5 Freddie Freeman, L OBP: 0.205, SLG: 0.169										4	1	0	0	0	0	1									
22 Jason Heyward, L OBP: 0.424, SLG: 0.655										3	1	1	1	1	0	0									
1 Tyler Pastornicky, R OBP: 0.208, SLG: 0.364										4	0	0	0	0	1	3									
37 Brandon Beachy, R OBP: 0.500, SLG: 0.333 23 Marco Estrada, R OBP: 0.294, SLG: 0.429 54 Kris Medlen, S										1	1	0	0	1	0	0									
20 Eric Hinske, L OBP: 0.500, SLG: 0.429 32 Chad Durbin, R										1	0	0	0	0	0	0									
Inning Stats	R: 1 E: 0 K: 1 S: 8	H: 1 LOB: 1 BB: 1 P: 18	R: 0 E: 0 K: 0 S: 8	H: 0 LOB: 0 BB: 0 P: 13	R: 3 E: 0 K: 0 S: 12	H: 2 LOB: 0 BB: 1 P: 26	R: 1 E: 0 K: 0 S: 11	H: 1 LOB: 0 BB: 0 P: 16	R: 0 E: 0 K: 2 S: 17	H: 2 LOB: 2 BB: 1 P: 30	R: 0 E: 0 K: 0 S: 6	H: 0 LOB: 0 BB: 0 P: 11	R: 0 E: 0 K: 2 S: 13	H: 2 LOB: 2 BB: 0 P: 20	R: 2 E: 1 K: 2 S: 19	H: 1 LOB: 3 BB: 3 P: 36	1B: 5 2B: 2 3B: 0 HR: 2	SF: 1 SAC: 1 DP: 0 HBP: 0	WP: 0 PB: 0 SB: 2 CS: 1	PA: 39					
PITCHER	IP	WLS	BF	H	R	ER	SO	BB	IBB	HBP	BLK	WP	HR	S	P	ERA	WHIP								
38 Chris Narveson, L ERA: 7.0	4.0	L	18	4	5	5	1	2	0	0	0	0	2	39	73	11.25	1.500								
41 Marco Estrada, R ERA: 3.0	1.0		5	2	0	0	2	1	0	0	0	0	0	17	30	0.00	3.000								
26 Manny Parra, L ERA: 2.7	2.0		8	2	0	0	2	0	0	0	0	0	0	19	31	0.00	1.000								
59 John Axford, R ERA: 10.13	0.1		5	1	2	1	1	2	0	0	0	0	0	14	26	27.00	9.000								
48 Tim Dillard, R ERA: 7.11	0.2		3	0	0	0	1	1	0	0	0	0	0	5	10	0.00	1.500								

AB	31
R	7
H	9
RBI	7
BB	6
SO	7
LOB	18



Batter	1	2	3	4	5	6	7	8	9	AB	R	H	RBI	BB	SO	LOB	TOP							
11 Rubén Tejada, R (1,6) OBP: 0.397, SLG: 0.447	L8		G6-3			G1-3	F7			4	1	1	1	0	0	1	New York Mets @ Atlanta Braves Turner Field, Atlanta, GA Mon Apr 16 2012, 7:13 PM - 9:35 PM EDT Att: 16,161 - Cloudy - 71 F							
28 Daniel Murphy, L (1,4) OBP: 0.394, SLG: 0.368	G4-3		G3			G1-3		G5-3		4	0	0	0	0	0	1								
5 David Wright, R (1,5) OBP: 0.600, SLG: 0.792								G6-3		3	1	1	0	1	0	0								
29 Ike Davis, L (1,3) OBP: 0.205, SLG: 0.306	G4-3							G4-3		4	1	1	3	0	0	1								
44 Jason Bay, R (1,7) OBP: 0.257, SLG: 0.419										4	1	1	1	0	1	0								
21 Lucas Duda, L (1,9) OBP: 0.225, SLG: 0.459										4	0	0	0	0	1	0								
30 Josh Thole, L (1,2) OBP: 0.500, SLG: 0.458										4	1	2	0	0	0	0								
9 Kirk Nieuwenhuis, L (1,8) OBP: 0.370, SLG: 0.417										3	1	1	0	1	1	1								
35 Dillon Gee, R (1,1)										1	0	0	0	0	1	0								
60 Jon Rauch, R (8,1)										0	0	0	0	0	0	0								
23 Mike Baxter, L (9,PH)										1	0	0	0	0	1	1								
40 Tim Byrdak, L (9,1)										0	0	0	0	0	0	0								
Inning Stats	R: 0 H: 1 E: 0 K: 0 S: 11	H: 1 LOB: 0 BB: 0 P: 18	R: 0 H: 0 E: 0 K: 1 S: 7	H: 0 LOB: 0 BB: 0 P: 12	R: 1 H: 0 E: 1 K: 0 S: 6	H: 0 LOB: 0 BB: 1 P: 11	R: 0 H: 0 E: 0 K: 0 S: 7	H: 0 LOB: 0 BB: 0 P: 10	R: 0 H: 0 E: 0 K: 2 S: 9	H: 0 LOB: 0 BB: 0 P: 14	R: 3 H: 2 E: 0 K: 1 S: 12	H: 2 LOB: 0 BB: 1 P: 20	R: 1 H: 2 E: 0 K: 0 S: 12	H: 2 LOB: 1 BB: 0 P: 20	R: 0 H: 0 E: 0 K: 0 S: 5	H: 0 LOB: 0 BB: 0 P: 8	R: 1 H: 2 E: 0 K: 1 S: 9	H: 2 LOB: 1 BB: 0 P: 14	1B: 4 2B: 1 3B: 0 HR: 2	SF: 0 SAC: 2 DP: 0 HBP: 0	WP: 1 PB: 0 SB: 0 CS: 0	PA: 36		
PITCHER	IP WLS BF H R ER SO BB IBB HBP BLK WP HR S P ERA WHIP	7.0 L 28 5 5 4 4 1 1 0 0 1 1 64 105 5.14 0.857	2.0 8 2 1 1 1 0 0 0 0 0 0 1 14 22 4.50 1.000																					

AB	32
R	6
H	7
RBI	5
BB	2
SO	5
LOB	5



Batter	1	2	3	4	5	6	7	8	9	AB	R	H	RBI	BB	SO	LOB	BOTTOM						
24 Michael Bourn, L (1,8) OBP: 0.295, SLG: 0.341	G4-3		K			G4-3				4	0	1	0	0	1	0	New York Mets @ Atlanta Braves Turner Field, Atlanta, GA Mon Apr 16 2012, 7:13 PM - 9:35 PM EDT Att: 16,161 - Cloudy - 71 F						
14 Martín Prado, R (1,7) OBP: 0.326, SLG: 0.385	G3		G6-3			G4-3		F9		4	0	0	0	0	0	1							
10 Chipper Jones, S (1,5) OBP: 0.389, SLG: 0.688	G1-3		G6-3			G4-3		F9		4	0	0	0	0	0	1							
16 Brian McCann, L (1,2) OBP: 0.324, SLG: 0.485								G4-3		4	1	1	0	0	0	1							
26 Dan Uggla, R (1,4) OBP: 0.286, SLG: 0.263										4	0	1	0	0	1	1							
22 Jason Heyward, L (1,9) OBP: 0.444, SLG: 0.656										3	0	2	0	0	1	0							
20 Eric Hinske, L (1,3) OBP: 0.417, SLG: 0.300										3	0	0	0	1	2	3							
2 Jack Wilson, R (1,6)										3	0	0	1	0	0	4							
48 Tommy Hanson, R (1,1) OBP: 0.333, SLG: 0.200										2	0	0	0	0	1	2							
25 Juan Francisco, L (7,PH) OBP: 0.214, SLG: 0.231										1	0	0	0	0	1	2							
61 Livan Hernandez, R (8,1)										0	0	0	0	0	0	0							
Inning Stats	R: 0 H: 0 E: 0 K: 0 S: 6	H: 2 LOB: 2 BB: 1 P: 10	R: 1 H: 2 E: 0 K: 1 S: 13	H: 2 LOB: 1 BB: 1 P: 21	R: 0 H: 0 E: 0 K: 1 S: 9	H: 0 LOB: 0 BB: 0 P: 14	R: 0 H: 1 E: 0 K: 1 S: 9	H: 1 LOB: 0 BB: 0 P: 13	R: 0 H: 0 E: 0 K: 0 S: 8	H: 0 LOB: 0 BB: 0 P: 9	R: 0 H: 0 E: 0 K: 0 S: 4	H: 0 LOB: 0 BB: 0 P: 10	R: 0 H: 1 E: 1 K: 2 S: 14	H: 1 LOB: 2 BB: 0 P: 20	R: 0 H: 1 E: 0 K: 0 S: 11	H: 1 LOB: 0 BB: 0 P: 16	R: 0 H: 0 E: 0 K: 2 S: 8	H: 0 LOB: 0 BB: 0 P: 13	1B: 5 2B: 0 3B: 0 HR: 0	SF: 0 SAC: 0 DP: 0 HBP: 0	WP: 0 PB: 0 SB: 3 CS: 0	PA: 34	
PITCHER	IP WLS BF H R ER SO BB IBB HBP BLK WP HR S P ERA WHIP	7.0 W 27 4 1 0 0 0 0 0 0 0 0 11 16 0.00 1.000	1.0 4 1 0 0 0 0 0 0 0 0 0 0 8 13 0.00 0.000																				

AB	32
R	1
H	5
RBI	1
BB	1
SO	7
LOB	15



Batter	1	2	3	4	5	6	7	8	9	AB	R	H	RBI	BB	SO	LOB	TOP		
11 Rubén Tejada, R OBP: 0.326, SLG: 0.405 46 Manny Acosta, R OBP: 0.397, SLG: 0.471	G5-3		E5	P3		FC6-4 28 1B		G5-3	G5-3	4	0	0	0	0	0	4	New York Mets @ Atlanta Braves Turner Field, Atlanta, GA Tue Apr 17 2012, 7:12 PM - 10:03 PM EDT Att: 18,732 - Cloudy - 68 F		
28 Daniel Murphy, L OBP: 0.367, SLG: 0.372	1B		L8		G6-3	1B		G3	G3	5	0	2	1	0	0	1			
5 David Wright, R OBP: 0.571, SLG: 0.724	K		G3-1		29 BB	K		1B	1B	5	0	2	0	0	2	4			
29 Ike Davis, L OBP: 0.205, SLG: 0.275	F7		L8		L8			K	G3	4	0	0	0	1	1	2			
44 Jason Bay, R OBP: 0.256, SLG: 0.429	F9		G4-3 21 30 1B		K			G1-3	G1-3	4	1	1	0	0	1	2			
21 Lucas Duda, L OBP: 0.205, SLG: 0.415	L9		G4-3		K			G6-3	G6-3	4	0	0	0	0	1	3			
30 Josh Thole, L OBP: 0.500, SLG: 0.444	BB		9 23 1B		K			P6	P6	3	1	1	1	1	1	0			
9 Kirk Nieuwenhuis, L OBP: 0.387, SLG: 0.429	L3		23 1B		FC6-4 11 13 BB			K	K	4	1	2	0	0	1	1			
57 Johan Santana, L 47 Miguel Batista, R 23 Mike Baxter, L 52 Ramon E Ramirez, R 13 Ronny Cedeno, R	K		K		11 FC6-4 BB			K	K	0	0	0	0	0	0	0			
										1B: 8	SF: 0	WP: 0	PA: 40						
Inning Stats	R: 0 H: 1 E: 0 K: 1 S: 9	H: 1 LOB: 1 BB: 0 P: 16	R: 0 H: 0 E: 0 K: 0 S: 6	H: 0 LOB: 1 BB: 1 P: 16	R: 0 H: 0 E: 1 K: 1 S: 8	H: 0 LOB: 1 BB: 0 P: 12	R: 2 H: 4 E: 0 K: 2 S: 12	H: 4 LOB: 2 BB: 0 P: 20	R: 0 H: 1 E: 0 K: 2 S: 16	H: 2 LOB: 2 BB: 1 P: 27	R: 0 H: 0 E: 0 K: 1 S: 8	H: 0 LOB: 0 BB: 0 P: 16	R: 0 H: 0 E: 0 K: 2 S: 17	H: 0 LOB: 1 BB: 0 P: 25	R: 0 H: 1 E: 0 K: 0 S: 5	H: 1 LOB: 1 BB: 0 P: 10	1B: 8 2B: 1 3B: 0 HR: 0	SF: 0 SAC: 0 DP: 0 HBP: 0	WP: 0 PB: 0 SB: 0 CS: 0
PITCHER	IP WLS BF H R ER SO BB IBB HBP BLK WP HR S P ERA WHIP	5.1 W 27 7 3 3 5 3 0 0 0 0 0 58 106 5.06 1.875	6.1 2.2 9 1 0 0 4 0 0 0 0 0 33 55 0.00 0.375	9.1 1.0 4 1 0 0 0 0 0 0 0 0 5 10 0.00 1.000											ERA WHIP				

Batter	1	2	3	4	5	6	7	8	9	AB	R	H	RBI	BB	SO	LOB	BOTTOM		
24 Michael Bourn, L OBP: 0.265, SLG: 0.304	E7 22 F9 10 SF7	G4-3		F7		FC4-6 10 S		G4-3	G4-3	5	1	0	0	0	0	2	New York Mets @ Atlanta Braves Turner Field, Atlanta, GA Tue Apr 17 2012, 7:12 PM - 10:03 PM EDT Att: 18,732 - Cloudy - 68 F		
22 Jason Heyward, L OBP: 0.439, SLG: 0.611	F9	FC5 10 S		K2-3		F7		BB	BB	4	0	1	1	1	2				
10 Chipper Jones, S OBP: 0.348, SLG: 0.579 34 Eric O'Flaherty, L ERA: 7.71	SF7	K		F7		16 26 23 SF9		G4-3	G4-3	3	1	0	1	1	3				
16 Brian McCann, L OBP: 0.341, SLG: 0.500	G4-3	26 FC5 BB		23 SF9 5 1B		K		G4-3	G4-3	0	0	0	0	0	0				
26 Dan Uggla, R OBP: 0.283, SLG: 0.244	FC5			P4		G6-3		K	K	3	1	0	0	1	0				
23 Matt Diaz, R OBP: 0.333, SLG: 0.471	G6-3	5 2B 1 2B		SF9		1B		1B	1B	3	1	2	1	0	0				
5 Freddie Freeman, L OBP: 0.233, SLG: 0.244	K	1 2B		K		F7		F7	F7	4	1	2	2	0	1				
1 Tyler Pastornicky, R OBP: 0.222, SLG: 0.400 54 Kris Medlen, S ERA: 6.23	G4-3			G4-3		K2-3		HR	HR	3	1	1	2	0	1				
25 Juan Francisco, L OBP: 0.287, SLG: 0.500	SH 24 G4-3 22 1B			F7		FC4-6 24 1B		K	K	1	1	0	0	0	0				
40 Randall Delgado, R OBP: 0.077, SLG: 0.083										1B: 5	SF: 2	WP: 0	PA: 39						
Inning Stats	R: 1 H: 0 E: 1 K: 0 S: 13	H: 4 LOB: 2 BB: 2 P: 46	R: 0 H: 0 E: 0 K: 1 S: 7	H: 0 LOB: 0 BB: 0 P: 11	R: 0 H: 0 E: 0 K: 1 S: 7	H: 0 LOB: 0 BB: 0 P: 14	R: 2 H: 2 E: 0 K: 1 S: 12	H: 2 LOB: 1 BB: 1 P: 22	R: 0 H: 1 E: 0 K: 0 S: 4	H: 1 LOB: 1 BB: 0 P: 11	R: 0 H: 1 E: 0 K: 1 S: 8	H: 1 LOB: 1 BB: 0 P: 13	R: 1 H: 1 E: 0 K: 1 S: 12	H: 1 LOB: 1 BB: 1 P: 21	R: 1 H: 1 E: 0 K: 1 S: 6	H: 1 LOB: 1 BB: 1 P: 21	1B: 5 2B: 3 3B: 0 HR: 1	SF: 2 SAC: 1 DP: 0 HBP: 0	WP: 0 PB: 0 SB: 2 CS: 0
PITCHER	IP WLS BF H R ER SO BB IBB HBP BLK WP HR S P ERA WHIP	1.1 L 11 4 6 4 0 1 0 0 0 0 0 35 55 27.00 3.750	6.23 6 0 0 0 2 1 0 0 0 0 0 13 23 0.00 0.600	2.0 9 2 2 2 2 1 0 0 0 0 0 19 36 9.00 1.500	3.0 13 3 1 1 2 1 0 0 0 0 1 24 45 3.00 1.333											ERA WHIP			

Batter	1	2	3	4	5	6	7	8	9	AB	R	H	RBI	BB	SO	LOB	TOP	
24 Michael Bourn, L (1, 8) OBP: 0.356, SLG: 0.358	G4-3		1B		1B		FC6-4	BB		3	1	2	0	2	0	0	Atlanta Braves @ Arizona Diamondbacks Chase Field, Phoenix, AZ Thu Apr 19 2012, 6:40 PM - 9:30 PM MST Att: 18,110 - Clear - 91 F	
14 Martin Prado, R (1, 7) OBP: 0.321, SLG: 0.396	HR		P4		F7		FC6-4	BB		4	3	1	2	1	0	3		
5 Freddie Freeman, L (1, 3) OBP: 0.283, SLG: 0.520	HR		K				F8	HR		5	2	3	5	0	1	1		
16 Brian McCann, L (1, 2) OBP: 0.348, SLG: 0.488	F9		F8				26 1B	22 2B		5	1	2	0	0	0	2		
26 Dan Uggla, R (1, 4) OBP: 0.321, SLG: 0.340	G5-3				G5-3		22 2B	25 1B		5	1	3	0	0	0	0		
22 Jason Heyward, L (1, 9) OBP: 0.412, SLG: 0.609		25 S	1B		G3		25 1B	25 2B		5	1	2	1	0	1	2		
25 Juan Francisco, L (1, 5) OBP: 0.320, SLG: 0.667		K			G3		1 G3	36 FC5-2		5	0	2	2	0	1	2		
1 Tyler Pastornicky, R (1, 6) OBP: 0.243, SLG: 0.371		L3			G5-3		G3	G3		5	0	1	0	0	0	3		
36 Mike Minor, R (1, 1) OBP: 0.385, SLG: 0.273		K			K		G6-3	FC5-2		4	1	0	0	0	2	3		
20 Eric Hinske, L (9, PH) OBP: 0.385, SLG: 0.273		K			K		G6-3	FC5-2		1	0	0	0	0	0	2		
39 Jonny Venters, L (9, 1)		K			K		G6-3	FC5-2		0	0	0	0	0	0	0		
Inning Stats	R: 2 H: 1 E: 0 K: 0 S: 9	H: 1 R: 0 ER: 0 LOB: 1 S: 13	H: 1 R: 0 ER: 0 LOB: 1 S: 13	H: 1 R: 0 ER: 0 LOB: 1 S: 10	H: 0 R: 0 ER: 0 LOB: 0 S: 4	H: 1 R: 0 ER: 0 LOB: 1 S: 16	H: 4 R: 3 ER: 0 LOB: 1 S: 20	H: 3 R: 2 ER: 0 LOB: 1 S: 14	H: 3 R: 3 ER: 0 LOB: 2 S: 13	H: 2 R: 0 ER: 0 LOB: 2 S: 8	1B: 10 2B: 4 3B: 0 HR: 2	SF: 0 DP: 0 HBP: 0	WP: 0 PA: 45 CS: 1	ERA: 6.75 WHIP: 1.312	ERA: 6.75 WHIP: 1.312	ERA: 6.75 WHIP: 1.312	ERA: 6.75 WHIP: 1.312	
PITCHER	IP: 5.1 WLS: L BF: 23 H: 6 R: 4 ER: 4 SO: 4	IP: 1.2 WLS: 7 BF: 5 H: 3 R: 3 ER: 3 SO: 1	IP: 1.0 WLS: 10 BF: 7 H: 3 R: 3 ER: 3 SO: 1	IP: 1.0 WLS: 5 BF: 2 H: 0 R: 0 ER: 0 SO: 0	IP: 1.0 WLS: 0 BF: 0 H: 0 R: 0 ER: 0 SO: 0	IP: 1.0 WLS: 0 BF: 0 H: 0 R: 0 ER: 0 SO: 0	IP: 1.0 WLS: 0 BF: 0 H: 0 R: 0 ER: 0 SO: 0	IP: 1.0 WLS: 0 BF: 0 H: 0 R: 0 ER: 0 SO: 0	IP: 1.0 WLS: 0 BF: 0 H: 0 R: 0 ER: 0 SO: 0	IP: 1.0 WLS: 0 BF: 0 H: 0 R: 0 ER: 0 SO: 0	IP: 1.0 WLS: 0 BF: 0 H: 0 R: 0 ER: 0 SO: 0	IP: 1.0 WLS: 0 BF: 0 H: 0 R: 0 ER: 0 SO: 0	IP: 1.0 WLS: 0 BF: 0 H: 0 R: 0 ER: 0 SO: 0	IP: 1.0 WLS: 0 BF: 0 H: 0 R: 0 ER: 0 SO: 0	IP: 1.0 WLS: 0 BF: 0 H: 0 R: 0 ER: 0 SO: 0	IP: 1.0 WLS: 0 BF: 0 H: 0 R: 0 ER: 0 SO: 0	IP: 1.0 WLS: 0 BF: 0 H: 0 R: 0 ER: 0 SO: 0	IP: 1.0 WLS: 0 BF: 0 H: 0 R: 0 ER: 0 SO: 0

AB 42
R 10
H 16
RBI 10
BB 3
SO 5
LOB 18



Batter	1	2	3	4	5	6	7	8	9	AB	R	H	RBI	BB	SO	LOB	BOTTOM	
11 AJ Pollock, R (1, 8) OBP: 0.356, SLG: 0.358	G4-3		F8		SF9		G4-3			3	0	0	1	0	0	1	Atlanta Braves @ Arizona Diamondbacks Chase Field, Phoenix, AZ Thu Apr 19 2012, 6:40 PM - 9:30 PM MST Att: 18,110 - Clear - 91 F	
18 Willie Bloomquist, R (1, 6) OBP: 0.250, SLG: 0.312	G4-3		K		K		K			4	0	0	0	0	3	1		
40 J.J. Putz, R (9, 1)	G4-3		K		K		K			0	0	0	0	0	0	0		
13 Jason Kubel, L (1, 7) OBP: 0.317, SLG: 0.297	K				44 1B		K			4	0	1	0	0	2	0		
44 Paul Goldschmidt, R (1, 3) OBP: 0.283, SLG: 0.353	G6-3				2 1B		F7			4	0	1	0	0	0	0		
14 Ryan Roberts, R (1, 5) OBP: 0.283, SLG: 0.298	G1-3				2 1B		F7			3	0	0	0	1	1	2		
2 Aaron Hill, R (1, 4) OBP: 0.346, SLG: 0.500	K				2 BB		K			3	0	1	0	1	2	0		
8 Gerardo Parra, L (1, 9) OBP: 0.290, SLG: 0.345					55 S		B1-3			3	0	1	0	1	2	0		
12 Henry Blanco, R (1, 2) OBP: 0.286, SLG: 0.286					55 S		K			3	1	1	0	0	1	0		
55 Josh Collmenter, R (1, 1) OBP: 0.333, SLG: 0.333	G6-3				55 S		K			1	0	0	1	0	0	1		
36 Wade Miley, L (6, 1) OBP: 0.333, SLG: 0.333	G6-3				SH1-4		G4-3			0	0	0	0	0	0	0		
47 Joe Paterson, R (8, 1)	G6-3				SH1-4		G4-3			0	0	0	0	0	0	0		
16 John McDonald, R (8, PH) OBP: 0.200, SLG: 0.533	G6-3				SH1-4		G4-3			1	0	0	0	0	0	0		
Inning Stats	R: 0 H: 0 E: 0 K: 1 S: 10	H: 0 R: 0 ER: 0 LOB: 0 S: 8	H: 0 R: 0 ER: 0 LOB: 0 S: 10	H: 2 R: 1 ER: 0 LOB: 1 S: 12	H: 3 R: 0 ER: 0 LOB: 2 S: 12	H: 0 R: 1 ER: 0 LOB: 0 S: 7	H: 0 R: 0 ER: 0 LOB: 0 S: 12	H: 0 R: 0 ER: 0 LOB: 0 S: 8	H: 0 R: 0 ER: 0 LOB: 0 S: 7	H: 0 R: 0 ER: 0 LOB: 2 S: 8	1B: 5 2B: 0 3B: 0 HR: 0	SF: 1 DP: 0 HBP: 0	WP: 0 PA: 34 CS: 0	ERA: 8.0 WHIP: 1.12	ERA: 8.0 WHIP: 1.12	ERA: 8.0 WHIP: 1.12	ERA: 8.0 WHIP: 1.12	
PITCHER	IP: 8.0 WLS: W BF: 29 H: 8 R: 2 ER: 1 SO: 9	IP: 1.0 WLS: 5 BF: 0 H: 0 R: 0 ER: 0 SO: 0	IP: 1.0 WLS: 0 BF: 0 H: 0 R: 0 ER: 0 SO: 0	IP: 1.0 WLS: 0 BF: 0 H: 0 R: 0 ER: 0 SO: 0	IP: 1.0 WLS: 0 BF: 0 H: 0 R: 0 ER: 0 SO: 0	IP: 1.0 WLS: 0 BF: 0 H: 0 R: 0 ER: 0 SO: 0	IP: 1.0 WLS: 0 BF: 0 H: 0 R: 0 ER: 0 SO: 0	IP: 1.0 WLS: 0 BF: 0 H: 0 R: 0 ER: 0 SO: 0	IP: 1.0 WLS: 0 BF: 0 H: 0 R: 0 ER: 0 SO: 0	IP: 1.0 WLS: 0 BF: 0 H: 0 R: 0 ER: 0 SO: 0	IP: 1.0 WLS: 0 BF: 0 H: 0 R: 0 ER: 0 SO: 0	IP: 1.0 WLS: 0 BF: 0 H: 0 R: 0 ER: 0 SO: 0	IP: 1.0 WLS: 0 BF: 0 H: 0 R: 0 ER: 0 SO: 0	IP: 1.0 WLS: 0 BF: 0 H: 0 R: 0 ER: 0 SO: 0	IP: 1.0 WLS: 0 BF: 0 H: 0 R: 0 ER: 0 SO: 0	IP: 1.0 WLS: 0 BF: 0 H: 0 R: 0 ER: 0 SO: 0	IP: 1.0 WLS: 0 BF: 0 H: 0 R: 0 ER: 0 SO: 0	IP: 1.0 WLS: 0 BF: 0 H: 0 R: 0 ER: 0 SO: 0

AB 30
R 2
H 5
RBI 2
BB 2
SO 10
LOB 9



Batter	1	2	3	4	5	6	7	8	9	AB	R	H	RBI	BB	SO	LOB	TOP	
24 Michael Bourn, L (1.8) OBP: 0.368, SLG: 0.387										4	1	2	0	0	1	1		
14 Martin Prado, R (1.7) OBP: 0.339, SLG: 0.400										4	0	2	1	0	0	0		
5 Freddie Freeman, L (1.3) OBP: 0.306, SLG: 0.534										4	0	0	0	0	1	3		
16 Brian McCann, L (1.2) OBP: 0.345, SLG: 0.510										3	0	0	0	1	0	2		
26 Dan Uggla, R (1.4) OBP: 0.323, SLG: 0.379										4	1	1	1	0	1	4		
10 Chipper Jones, S (1.5) OBP: 0.364, SLG: 0.536										3	0	0	1	1	1	0		
22 Jason Heyward, L (1.9) OBP: 0.383, SLG: 0.537										4	0	0	0	0	2	3		
2 Jack Wilson, R (1.6) OBP: 0.118, SLG: 0.125										4	1	1	0	0	1	0		
48 Tommy Hanson, R (1.1) OBP: 0.250, SLG: 0.143										2	0	0	0	0	1	0		
39 Jonny Venters, L (8.1)										0	0	0	0	0	0	0		
46 Craig Kimbrel, R (9.1)										0	0	0	0	0	0	0		
Inning Stats	R: 1 H: 2 E: 1 K: 3 S: 14	H: 2 LOB: 3 BB: 1 P: 23	R: 1 H: 2 E: 0 K: 0 S: 10	H: 2 LOB: 1 BB: 0 P: 15	R: 1 H: 1 E: 0 K: 0 S: 7	H: 1 LOB: 0 BB: 0 P: 13	R: 0 H: 1 E: 0 K: 1 S: 6	H: 0 LOB: 0 BB: 0 P: 10	R: 0 H: 0 E: 0 K: 0 S: 6	H: 0 LOB: 0 BB: 0 P: 9	R: 0 H: 0 E: 0 K: 1 S: 7	H: 0 LOB: 0 BB: 1 P: 10	R: 0 H: 0 E: 0 K: 3 S: 11	H: 0 LOB: 0 BB: 0 P: 13	1B: 5 2B: 0 3B: 0 HR: 1	SF: 0 SAC: 1 DP: 0 HBP: 0	WP: 0 PB: 0 SB: 0 CS: 1	PA: 36
PITCHER	IP WLS BF H R ER SO BB IBB HBP BLK WP HR S P ERA WHIP																	
34 Joe Saunders, L (1.1) ERA: 1.29	7.0 L 28 6 3 2 5 1 0 0 0 0 0 1 57 92 2.57 1.000																	
39 Bryan Shaw, R (8.1) ERA: 1.13	1.0 4 0 0 0 0 1 0 0 0 0 0 0 7 15 0.00 1.000																	
30 David Hernandez, R (9.1) ERA: 3.68	1.0 3 0 0 0 3 0 0 0 0 0 0 0 11 13 0.00 0.000																	

Atlanta Braves @ Arizona Diamondbacks
Chase Field, Phoenix, AZ
Sat Apr 21 2012, 5:10 PM - 7:28 PM MST
Att: 30,188 - Clear - 97 F

AB 32
R 3
H 6
RBI 3
BB 2
SO 8
LOB 13

Batter	1	2	3	4	5	6	7	8	9	AB	R	H	RBI	BB	SO	LOB	BOTTOM			
18 Willie Bloomquist, R (1.6) OBP: 0.240, SLG: 0.347										4	0	0	0	0	2	1				
8 Gerardo Parra, L (1.8) OBP: 0.256, SLG: 0.297										4	1	1	0	0	1	0				
10 Justin Upton, R (1.9) OBP: 0.341, SLG: 0.297										4	0	1	0	0	2	0				
26 Miguel Montero, L (1.2) OBP: 0.364, SLG: 0.370										3	0	0	1	1	1	1				
44 Paul Goldschmidt, R (1.3) OBP: 0.304, SLG: 0.366										4	0	1	0	0	2	1				
13 Jason Kubel, L (1.7) OBP: 0.327, SLG: 0.364										4	1	1	1	0	2	2				
2 Aaron Hill, R (1.4) OBP: 0.339, SLG: 0.471										3	0	1	0	0	2	0				
14 Ryan Roberts, R (1.5) OBP: 0.259, SLG: 0.269										3	0	0	0	0	1	1				
34 Joe Saunders, L (1.1)										1	0	0	0	0	0	0				
11 AJ Pollock, R (7,PH)										1	0	0	0	0	0	0				
39 Bryan Shaw, S (8.1)										0	0	0	0	0	0	0				
30 David Hernandez, R (9.1)										0	0	0	0	0	0	0				
Inning Stats	R: 1 H: 2 E: 0 K: 1 S: 10	H: 2 LOB: 0 BB: 0 P: 16	R: 1 H: 2 E: 0 K: 1 S: 12	H: 2 LOB: 0 BB: 0 P: 21	R: 0 H: 1 E: 0 K: 2 S: 12	H: 1 LOB: 2 BB: 1 P: 22	R: 0 H: 0 E: 0 K: 1 S: 8	H: 0 LOB: 0 BB: 0 P: 10	R: 0 H: 0 E: 0 K: 0 S: 6	H: 0 LOB: 0 BB: 0 P: 7	R: 0 H: 0 E: 0 K: 1 S: 7	H: 0 LOB: 0 BB: 0 P: 15	R: 0 H: 0 E: 0 K: 3 S: 9	H: 0 LOB: 0 BB: 0 P: 12	R: 0 H: 0 E: 0 K: 3 S: 10	H: 0 LOB: 0 BB: 0 P: 14	1B: 3 2B: 1 3B: 0 HR: 1	SF: 0 SAC: 1 DP: 0 HBP: 0	WP: 0 PB: 0 SB: 0 CS: 0	PA: 33
PITCHER	IP WLS BF H R ER SO BB IBB HBP BLK WP HR S P ERA WHIP																			
48 Tommy Hanson, R (1.1) ERA: 3.38	7.0 W 27 5 2 2 7 1 0 0 0 0 0 0 64 104 2.57 0.857																			
39 Jonny Venters, L (8.1) ERA: 1.5	1.0 H 3 0 0 0 3 0 0 0 0 0 0 0 9 12 0.00 0.000																			
46 Craig Kimbrel, R (9.1) ERA: 1.5	1.0 S 3 0 0 0 3 0 0 0 0 0 0 0 10 14 0.00 0.000																			

Atlanta Braves @ Arizona Diamondbacks
Chase Field, Phoenix, AZ
Sat Apr 21 2012, 5:10 PM - 7:28 PM MST
Att: 30,188 - Clear - 97 F

AB 31
R 2
H 5
RBI 2
BB 1
SO 13
LOB 6

Batter	1	2	3	4	5	6	7	8	9	AB	R	H	RBI	BB	SO	LOB	TOP					
24 Michael Bourn, L (1, 8) OBP: 0.403, SLG: 0.431										3	2	3	0	1	0	0						
14 Martin Prado, R (1, 7) OBP: 0.333, SLG: 0.407										4	0	1	1	0	1	4						
5 Freddie Freeman, L (1, 3) OBP: 0.318, SLG: 0.533										2	0	1	2	1	1	0						
16 Brian McCann, L (1, 2) OBP: 0.322, SLG: 0.472										4	0	0	0	0	0	4						
26 Dan Uggla, R (1, 4) OBP: 0.319, SLG: 0.371											4	0	1	0	0	2	0					
20 Eric Hinske, L (1, 9) OBP: 0.333, SLG: 0.250											4	0	1	0	0	1	0					
25 Juan Francisco, L (1, 5) OBP: 0.310, SLG: 0.714											4	1	1	1	0	1	1					
2 Jack Wilson, R (1, 6) OBP: 0.143, SLG: 0.150										4	0	1	0	0	1	1						
40 Randall Delgado, R (1, 1) OBP: 0.200, SLG: 0.200										2	1	1	0	0	0	0						
32 Chad Durbin, R (6, 1)											0	0	0	0	0	0						
10 Chipper Jones, S (7, PH) OBP: 0.353, SLG: 0.517										1	0	0	0	0	0	1						
50 Cristian Martinez, R (7, 1)										0	0	0	0	0	0	0						
22 Jason Heyward, L (9, PH) OBP: 0.377, SLG: 0.527										1	0	0	0	0	0	0						
Inning Stats	R: 1 E: 0 K: 0 S: 9	H: 1 LOB: 0 BB: 0 P: 15	R: 0 E: 0 K: 1 S: 14	H: 1 LOB: 1 BB: 0 P: 20	R: 1 E: 0 K: 0 S: 8	H: 2 LOB: 1 BB: 1 P: 14	R: 0 E: 0 K: 0 S: 8	H: 1 LOB: 0 BB: 0 P: 9	R: 1 E: 0 K: 1 S: 12	H: 3 LOB: 2 BB: 0 P: 19	R: 0 E: 0 K: 2 S: 12	H: 0 LOB: 0 BB: 0 P: 17	R: 0 E: 0 K: 1 S: 8	H: 1 LOB: 1 BB: 1 P: 17	R: 0 E: 0 K: 1 S: 11	H: 0 LOB: 0 BB: 0 P: 15	R: 1 E: 0 K: 1 S: 11	H: 1 LOB: 0 BB: 0 P: 17	1B: 7 2B: 2 3B: 0 HR: 1	SF: 1 SAC: 0 DP: 2 HBP: 0	WP: 1 PB: 0 SB: 0 CS: 0	PA: 36
PITCHER	IP WLS BF H R ER SO BB IBB HBP BLK WP HR S P ERA WHIP																					
31 Ian Kennedy, R (1, 1) ERA: 3.86	7.0 W 29 9 3 3 5 2 0 0 0 0 1 0 71 111 3.86 1.571																					
30 David Hernandez, R (8, 1) ERA: 3.24	1.0 H 3 0 0 0 1 0 0 0 0 0 0 0 11 15 0.00 0.000																					
40 J.J. Putz, R (9, 1) ERA: 5.4	1.0 S 4 1 1 1 1 0 0 0 0 0 0 1 11 17 9.00 1.000																					

Atlanta Braves @ Arizona Diamondbacks
Chase Field, Phoenix, AZ
Sun Apr 22 2012, 1:11 PM - 3:46 PM MST
Att: 28,679 - Roof Closed - 74 F

AB 33
R 4
H 10
RBI 4
BB 2
SO 7
LOB 11



Batter	1	2	3	4	5	6	7	8	9	AB	R	H	RBI	BB	SO	LOB	BOTTOM			
8 Gerardo Parra, L (1, 8) OBP: 0.279, SLG: 0.390										4	2	2	4	0	0	0				
2 Aaron Hill, R (1, 4) OBP: 0.333, SLG: 0.473										4	0	1	1	0	1	0				
10 Justin Upton, R (1, 9) OBP: 0.354, SLG: 0.282										2	0	0	0	1	1	0				
26 Miguel Montero, L (1, 2) OBP: 0.339, SLG: 0.340										4	0	0	0	0	1	2				
44 Paul Goldschmidt, R (1, 3) OBP: 0.300, SLG: 0.341										3	0	0	0	1	3	0				
13 Jason Kubel, L (1, 7) OBP: 0.340, SLG: 0.362										3	1	1	0	1	1	0				
1 Cody Ransom, R (1, 5) OBP: 0.750, SLG: 1.000										3	1	2	0	0	0	2				
16 John McDonald, R (1, 6) OBP: 0.227, SLG: 0.429										3	1	1	0	1	0	3				
31 Ian Kennedy, R (1, 1)										1	1	0	1	1	0	1				
11 AJ Pollock, R (7, PH)										1	0	0	0	0	0	0				
30 David Hernandez, R (8, 1)										0	0	0	0	0	0	0				
37 Lyle Overbay, L (8, PH) OBP: 0.318, SLG: 0.500										1	0	0	0	0	0	2				
40 J.J. Putz, R (9, 1) ERA: 3.86										0	0	0	0	0	0	0				
Inning Stats	R: 0 E: 0 K: 0 S: 6	H: 0 LOB: 0 BB: 0 P: 12	R: 5 E: 0 K: 2 S: 17	H: 3 LOB: 0 BB: 2 P: 33	R: 0 E: 0 K: 2 S: 7	H: 0 LOB: 0 BB: 0 P: 11	R: 0 E: 0 K: 1 S: 8	H: 0 LOB: 1 BB: 0 P: 10	R: 0 E: 0 K: 0 S: 5	H: 0 LOB: 0 BB: 0 P: 9	R: 0 E: 0 K: 1 S: 10	H: 0 LOB: 2 BB: 2 P: 23	R: 1 E: 0 K: 0 S: 11	H: 2 LOB: 1 BB: 1 P: 17	R: 0 E: 0 K: 1 S: 11	H: 2 LOB: 2 BB: 0 P: 17	1B: 4 2B: 2 3B: 0 HR: 1	SF: 0 SAC: 0 DP: 1 HBP: 2	WP: 0 PB: 0 SB: 1 CS: 1	PA: 37
PITCHER	IP WLS BF H R ER SO BB IBB HBP BLK WP HR S P ERA WHIP																			
40 Randall Delgado, R (1, 1) ERA: 5.74	5.1 L 24 3 5 5 6 3 1 2 0 0 0 0 93 8.44 1.125																			
32 Chad Durbin, R (6, 1) ERA: 10.13	0.2 2 0 0 0 0 0 0 0 0 0 0 3 5 0.00 0.000																			
50 Cristian Martinez, R (7, 1) ERA: 3.86	2.0 10 4 1 1 1 1 0 0 0 0 0 0 22 34 4.50 2.500																			

Atlanta Braves @ Arizona Diamondbacks
Chase Field, Phoenix, AZ
Sun Apr 22 2012, 1:11 PM - 3:46 PM MST
Att: 28,679 - Roof Closed - 74 F

AB 29
R 6
H 7
RBI 6
BB 5
SO 7
LOB 10



Batter	1	2	3	4	5	6	7	8	9	AB	R	H	RBI	BB	SO	LOB	TOP					
24 Michael Bourn, L OBP: 0.402, SLG: 0.425										4	0	1	0	1	1	2	<p>Atlanta Braves @ Los Angeles Dodgers Dodger Stadium, Los Angeles, CA Tue Apr 24 2012, 7:10 PM - 10:09 PM PDT Att: 44,014 - Cloudy - 63 F</p> <p>livebaseballscorecards.com</p> <p>AB 32 R 4 H 8 RBI 3 BB 5 SO 5 LOB 17</p>					
14 Martin Prado, R OBP: 0.320, SLG: 0.403										5	0	1	2	0	0	4						
5 Freddie Freeman, L OBP: 0.307, SLG: 0.493										5	0	0	0	0	1	4						
16 Brian McCann, L OBP: 0.317, SLG: 0.456										4	1	1	0	0	0	1						
26 Dan Uggla, R OBP: 0.325, SLG: 0.406										3	0	0	0	1	1	0						
10 Chipper Jones, S OBP: 0.368, SLG: 0.594										3	1	1	1	1	0	2						
22 Jason Heyward, L OBP: 0.377, SLG: 0.500										3	1	1	0	1	1	1						
1 Tyler Pastornicky, R OBP: 0.277, SLG: 0.364										3	1	3	0	1	0	0						
46 Craig Kimbrel, R										0	0	0	0	0	0	0						
36 Mike Minor, R										2	0	0	0	0	1	3						
54 Kris Medlen, S										0	0	0	0	0	0	0						
34 Eric O'Flaherty, L										0	0	0	0	0	0	0						
2 Jack Wilson, R OBP: 0.120, SLG: 0.125										0	0	0	0	0	0	0						
Inning Stats	R: 0 E: 0 K: 1 S: 11	H: 1 LOB: 1 BB: 0 P: 16	R: 0 E: 0 K: 0 S: 4	H: 0 LOB: 0 BB: 0 P: 7	R: 0 E: 0 K: 1 S: 12	H: 0 LOB: 1 BB: 1 P: 21	R: 0 E: 0 K: 0 S: 9	H: 0 LOB: 0 BB: 0 P: 15	R: 2 E: 0 K: 0 S: 12	H: 3 LOB: 2 BB: 1 P: 21	R: 1 E: 0 K: 0 S: 14	H: 2 LOB: 2 BB: 2 P: 28	R: 0 E: 0 K: 0 S: 7	H: 0 LOB: 0 BB: 0 P: 13	R: 0 E: 0 K: 2 S: 11	H: 0 LOB: 1 BB: 1 P: 21	R: 1 E: 0 K: 1 S: 15	H: 2 LOB: 1 BB: 0 P: 18	1B: 5 2B: 1 3B: 1 HR: 1	SF: 0 SAC: 2 DP: 1 HBP: 0	WP: 1 PB: 0 SB: 0 CS: 0	PA: 39
PITCHER	IP WLS BF H R ER SO BB IBB HBP BLK WP HR S P ERA WHIP	6.0 27 6 3 3 2 3 1 0 0 1 1 62 108 4.50 1.500	1.0 3 0 0 0 0 0 0 0 0 0 0 7 13 0.00 0.000	1.0 4 0 0 0 2 1 0 0 0 0 0 11 21 0.00 1.000	1.0 L 5 2 1 1 1 0 0 0 0 0 0 15 18 9.00 2.000											IP WLS BF H R ER SO BB IBB HBP BLK WP HR S P ERA WHIP						

Batter	1	2	3	4	5	6	7	8	9	AB	R	H	RBI	BB	SO	LOB	BOTTOM					
9 Dee Strange-Gordon, L OBP: 0.288, SLG: 0.284										4	1	1	0	0	1	0	<p>Atlanta Braves @ Los Angeles Dodgers Dodger Stadium, Los Angeles, CA Tue Apr 24 2012, 7:10 PM - 10:09 PM PDT Att: 44,014 - Cloudy - 63 F</p> <p>livebaseballscorecards.com</p> <p>AB 34 R 3 H 10 RBI 2 BB 2 SO 5 LOB 11</p>					
14 Mark Ellis, R OBP: 0.375, SLG: 0.328										4	1	2	0	0	0	0						
27 Matt Kemp, R OBP: 0.513, SLG: 0.924										3	0	1	0	1	0	2						
21 Juan Rivera, R OBP: 0.302, SLG: 0.368										3	1	2	2	0	0	1						
7 James Loney, L OBP: 0.345, SLG: 0.400										1	0	0	0	0	0	1						
16 Andre Ethier, L OBP: 0.338, SLG: 0.565										4	0	0	0	0	1	1						
6 Jerry Hairston, R OBP: 0.417, SLG: 0.387										4	0	2	0	0	0	0						
5 Juan Uribe, R OBP: 0.277, SLG: 0.283										4	0	0	0	0	1	2						
17 A.J. Ellis, R OBP: 0.436, SLG: 0.419										3	0	2	0	1	0	0						
44 Aaron Harang, R										2	0	0	0	0	1	1						
57 Scott Elbert, L										0	0	0	0	0	0	0						
3 Adam Kennedy, L										0	0	0	0	0	0	0						
74 Kenley Jansen, S										0	0	0	0	0	0	0						
54 Javy Guerra, R										0	0	0	0	0	0	0						
10 Tony Gwynn Jr., L OBP: 0.200, SLG: 0.236										1	0	0	0	0	1	2						
Inning Stats	R: 2 E: 0 K: 1 S: 13	H: 2 LOB: 0 BB: 0 P: 20	R: 0 E: 0 K: 0 S: 8	H: 1 LOB: 0 BB: 0 P: 10	R: 0 E: 0 K: 1 S: 8	H: 0 LOB: 0 BB: 0 P: 11	R: 0 E: 0 K: 0 S: 10	H: 1 LOB: 0 BB: 0 P: 14	R: 0 E: 0 K: 0 S: 7	H: 1 LOB: 1 BB: 0 P: 10	R: 1 E: 1 K: 0 S: 10	H: 3 LOB: 1 BB: 0 P: 14	R: 0 E: 0 K: 0 S: 7	H: 1 LOB: 1 BB: 0 P: 10	R: 0 E: 0 K: 0 S: 9	H: 0 LOB: 1 BB: 1 P: 18	R: 0 E: 0 K: 3 S: 13	H: 1 LOB: 2 BB: 1 P: 19	1B: 9 2B: 1 3B: 0 HR: 1	SF: 0 SAC: 0 DP: 2 HBP: 0	WP: 0 PB: 0 SB: 0 CS: 0	PA: 36
PITCHER	IP WLS BF H R ER SO BB IBB HBP BLK WP HR S P ERA WHIP	6.0 23 8 3 3 2 0 0 0 0 0 0 56 79 4.50 1.333	0.2 3 1 0 0 0 0 0 0 0 0 0 5 7 0.00 1.500	1.1 W 5 0 0 0 0 1 0 0 0 0 0 11 21 0.00 0.750	1.0 S 5 1 0 0 3 1 0 0 0 0 0 13 19 0.00 2.000											IP WLS BF H R ER SO BB IBB HBP BLK WP HR S P ERA WHIP						

Batter	1	2	3	4	5	6	7	8	9	AB	R	H	RBI	BB	SO	LOB	TOP																					
7 Alex Presley, L OBP: 0.321, SLG: 0.395										5	2	2	1	0	1	0																						
31 Jose Tabata, R OBP: 0.238, SLG: 0.217										5	0	1	1	0	0	1																						
22 Andrew McCutchen, R OBP: 0.369, SLG: 0.397										4	0	1	0	1	1	1																						
46 Garrett Jones, L OBP: 0.283, SLG: 0.523										3	0	0	1	0	1	0																						
37 Juan Cruz, R										0	0	0	0	0	0	0																						
39 Jason Grilli, R										0	0	0	0	0	0	0																						
2 Nate McLouth, L OBP: 0.280, SLG: 0.273										1	0	0	0	0	0	1																						
Joel Hanrahan, R										0	0	0	0	0	0	0																						
18 Neil Walker, S OBP: 0.314, SLG: 0.266										3	1	2	0	1	0	0																						
24 Pedro Alvarez, L OBP: 0.222, SLG: 0.471										4	0	2	1	0	2	2																						
12 Clint Barmes, R OBP: 0.194, SLG: 0.297										4	0	0	0	0	2	3																						
26 Rod Barajas, R OBP: 0.200, SLG: 0.174										2	1	1	0	2	0	0																						
45 Erik Bedard, L OBP: 0.100, SLG: 0.100										2	0	0	0	0	0	5																						
30 Chris Resop, R										0	0	0	0	0	0	0																						
14 Casey McGehee, R OBP: 0.346, SLG: 0.362										1	0	0	0	0	1	0																						
Inning Stats	R: 1 E: 0 K: 1 S: 11	H: 1 LOB: 2 BB: 2 P: 22	R: 2 E: 0 K: 1 S: 17	H: 3 LOB: 1 BB: 0 P: 25	R: 0 E: 0 K: 1 S: 12	H: 2 LOB: 3 BB: 1 P: 21	R: 0 E: 0 K: 0 S: 10	H: 0 LOB: 0 BB: 0 P: 16	R: 1 E: 0 K: 1 S: 12	H: 2 LOB: 2 BB: 1 P: 24	R: 0 E: 0 K: 0 S: 6	H: 0 LOB: 0 BB: 0 P: 9	R: 0 E: 0 K: 1 S: 8	H: 0 LOB: 0 BB: 0 P: 10	R: 0 E: 0 K: 2 S: 8	H: 0 LOB: 0 BB: 0 P: 10	R: 0 E: 0 K: 1 S: 9	H: 1 LOB: 1 BB: 0 P: 13	1B: 4 2B: 5 3B: 0 HR: 0	SF: 1 SAC: 1 DP: 0 HBP: 0	WP: 1 PB: 0 SB: 0 CS: 0	PA: 40																
PITCHER	IP	WLS	BF	H	R	ER	SO	BB	IBB	HBP	BLK	WP	HR	S	P	ERA	WHIP	PITCHER	IP	WLS	BF	H	R	ER	SO	BB	IBB	HBP	BLK	WP	HR	S	P	ERA	WHIP			
40 Randall Delgado, R ERA: 6.3	4.1	L	24	8	4	4	4	2	1	0	0	1	0	57	98	8.31	2.308																					
61 Livan Hernandez, R ERA: 3.95	1.2		6	0	0	0	0	0	1	0	0	0	0	11	19	0.00	0.000																					
50 Cristhian Martinez, R ERA: 2.7	3.0		10	1	0	0	4	0	0	0	0	0	0	25	33	0.00	0.333																					

Pittsburgh Pirates @ Atlanta Braves
Turner Field, Atlanta, GA
Sat Apr 28 2012, 7:12 PM - 10:24 PM EDT
Att: 34,086 - Clear - 81 F

AB	34
R	4
H	9
RBI	4
BB	4
SO	8
LOB	13



Batter	1	2	3	4	5	6	7	8	9	AB	R	H	RBI	BB	SO	LOB	BOTTOM																						
24 Michael Bourn, L OBP: 0.389, SLG: 0.407										4	0	2	0	0	1	0																							
14 Martin Prado, R OBP: 0.341, SLG: 0.418										4	1	2	0	0	0	3																							
5 Freddie Freeman, L OBP: 0.307, SLG: 0.469										4	0	0	0	0	3	4																							
26 Dan Uggla, R OBP: 0.348, SLG: 0.418										3	0	1	1	1	2	2																							
22 Jason Heyward, L OBP: 0.358, SLG: 0.466										4	1	1	0	0	2	3																							
8 David Ross, R OBP: 0.444, SLG: 0.667										4	0	0	0	0	1	1																							
25 Juan Francisco, L OBP: 0.250, SLG: 0.571										4	0	0	1	0	2	0																							
1 Tyler Pastornicky, R OBP: 0.322, SLG: 0.370										4	0	2	0	0	2	0																							
40 Randall Delgado, R OBP: 0.167, SLG: 0.167										1	0	0	0	0	1	1																							
61 Livan Hernandez, R ERA: 3.24										0	0	0	0	1	0	0																							
10 Chipper Jones, S OBP: 0.362, SLG: 0.537										1	0	0	0	0	0	1																							
50 Cristhian Martinez, R										0	0	0	0	0	0	0																							
20 Eric Hinske, L OBP: 0.300, SLG: 0.222										1	0	0	0	0	0	0																							
Inning Stats	R: 0 E: 0 K: 1 S: 11	H: 1 LOB: 2 BB: 1 P: 22	R: 0 E: 0 K: 1 S: 11	H: 1 LOB: 1 BB: 0 P: 17	R: 1 E: 0 K: 3 S: 18	H: 2 LOB: 1 BB: 0 P: 23	R: 0 E: 0 K: 2 S: 8	H: 0 LOB: 0 BB: 0 P: 9	R: 0 E: 0 K: 2 S: 14	H: 1 LOB: 2 BB: 1 P: 25	R: 1 E: 0 K: 0 S: 19	H: 2 LOB: 1 BB: 0 P: 28	R: 0 E: 0 K: 0 S: 8	H: 1 LOB: 0 BB: 0 P: 15	R: 0 E: 0 K: 3 S: 9	H: 0 LOB: 0 BB: 0 P: 15	R: 0 E: 0 K: 2 S: 8	H: 0 LOB: 0 BB: 0 P: 13	1B: 6 2B: 2 3B: 0 HR: 0	SF: 0 SAC: 0 DP: 1 HBP: 0	WP: 0 PB: 1 SB: 1 CS: 0	PA: 36																	
PITCHER	IP	WLS	BF	H	R	ER	SO	BB	IBB	HBP	BLK	WP	HR	S	P	ERA	WHIP	PITCHER	IP	WLS	BF	H	R	ER	SO	BB	IBB	HBP	BLK	WP	HR	S	P	ERA	WHIP				
45 Erik Bedard, L ERA: 2.48	5.0	W	22	5	1	1	0	0	0	0	0	0	0	62	96	1.80	1.400																						
30 Chris Resop, R ERA: 3.24	1.0	H	5	2	1	1	0	0	0	0	0	0	0	19	28	9.00	2.000																						
37 Juan Cruz, R ERA: 3.38	1.0	H	3	1	0	0	0	0	0	0	0	0	0	8	15	0.00	1.000																						
39 Jason Grilli, R ERA: 3.38	1.0	H	3	0	0	0	3	0	0	0	0	0	0	9	15	0.00	0.000																						
Joel Hanrahan, R ERA: 2.57	1.0	S	3	0	0	0	2	0	0	0	0	0	0	8	13	0.00	0.000																						

Pittsburgh Pirates @ Atlanta Braves
Turner Field, Atlanta, GA
Sat Apr 28 2012, 7:12 PM - 10:24 PM EDT
Att: 34,086 - Clear - 81 F


AB	34
R	2
H	8
RBI	2
BB	2
SO	14
LOB	15



Batter	1	2	3	4	5	6	7	8	9	AB	R	H	RBI	BB	SO	LOB	TOP										
7 Alex Presley, L (1.7)	G4-3	BB			K	G3			K	4	0	0	0	1	2	1	Pittsburgh Pirates @ Atlanta Braves Turner Field, Atlanta, GA Sun Apr 29 2012, 1:36 PM - 5:00 PM EDT Att: 30,419 - Sunny - 81°F										
31 Jose Tabata, R (1.9)	1B	1B		F9			F9	2B	5	1	3	2	0	0	1												
22 Andrew McCutchen, R (1.8)	HBP	K			K		P3		4	0	0	0	0	2	3												
46 Garrett Jones, L (1.3)	K			F7		2B			5	0	1	0	0	3	2												
18 Neil Walker, S (1.4)	G4-3			2B		BB			3	0	1	0	1	0	2												
24 Pedro Alvarez, L (1.5)		1B		K		BB			4	1	2	0	0	1	3												
12 Clint Barmes, R (1.6)		1B		K					3	0	0	0	0	1	4												
32 Brad Lincoln, L (5.1)									0	0	0	0	0	0	0												
44 Tony Watson, L (7.1)									0	0	0	0	0	0	0												
14 Casey McGehee, R (8. PH)									1	0	0	0	0	1	1												
47 Evan Meek, R (8.1)									0	0	0	0	0	0	0												
55 Michael McKenry, R (1.2)		1B		E6					3	1	1	0	1	0	0												
29 Kevin Correia, R (1.1)									0	0	0	0	0	0	0												
5 Josh Harrison, R (5.6)				SH3-4					2	0	0	0	0	1	2												
Inning Stats	R: 0 E: 0 K: 1 S: 8	H: 1 LOB: 2 BB: 0 P: 12	R: 2 E: 1 K: 1 S: 16	H: 3 LOB: 2 BB: 1 P: 24	R: 0 E: 1 K: 2 S: 11	H: 0 LOB: 1 BB: 0 P: 15	R: 0 E: 0 K: 1 S: 14	H: 0 LOB: 0 BB: 0 P: 20	R: 0 E: 0 K: 0 S: 15	H: 0 LOB: 2 BB: 1 P: 25	R: 0 E: 0 K: 1 S: 8	H: 0 LOB: 0 BB: 0 P: 10	R: 0 E: 0 K: 2 S: 15	H: 1 LOB: 2 BB: 1 P: 23	R: 1 E: 0 K: 2 S: 12	H: 1 LOB: 0 BB: 0 P: 16	1B: 4 2B: 4 3B: 0 HR: 0	SF: 0 SAC: 2 DP: 0 HBP: 1	WP: 1 PB: 0 SB: 0 CS: 0	PA: 40							
PITCHER	IP	WLS	BF	H	R	ER	SO	BB	IBB	HBP	BLK	WP	HR	S	P	ERA	WHIP										
15 Tim Hudson, R (1.1)	5.0	W	25	6	2	2	6	2	0	1	0	0	0	64	96	3.60	1.600										
32 Chad Durbin, R (6.1)	1.0	H	3	0	0	0	0	0	0	0	0	0	0	7	9	0.00	0.000										
34 Eric O'Flaherty, L (7.1)	1.0	H	3	0	0	0	1	0	0	0	0	0	0	8	10	0.00	0.000										
39 Jonny Venters, L (8.1)	1.0	H	5	1	0	0	2	1	0	0	0	0	0	15	23	0.00	2.000										
46 Craig Kimbrel, R (9.1)	1.0	S	4	1	1	1	2	0	0	0	0	1	0	12	16	9.00	1.000										

Batter	1	2	3	4	5	6	7	8	9	AB	R	H	RBI	BB	SO	LOB	BOTTOM										
24 Michael Bourn, L (1.8)	1B				1B					4	1	3	0	1	0	0	Pittsburgh Pirates @ Atlanta Braves Turner Field, Atlanta, GA Sun Apr 29 2012, 1:36 PM - 5:00 PM EDT Att: 30,419 - Sunny - 81°F										
14 Martin Prado, R (1.7)	G6-4-3			E5					4	1	1	1	1	1	4												
5 Freddie Freeman, L (1.3)	G4-3			SF8					3	0	1	1	0	0	2												
16 Brian McCann, L (1.2)	G4-3		L6						2	0	0	0	2	0	2												
26 Dan Uggla, R (1.4)	1B			1B					2	1	1	1	2	0	2												
10 Chipper Jones, S (1.5)	G3			F7					4	0	0	0	0	1	7												
22 Jason Heyward, L (1.9)	G4-3			G1-3					4	0	0	0	0	0	7												
1 Tyler Pastornicky, R (1.6)									3	0	1	1	0	0	0												
34 Eric O'Flaherty, L (7.1)									0	0	0	0	0	0	0												
39 Jonny Venters, L (8.1)									0	0	0	0	0	0	0												
20 Eric Hinske, L (8. PH)									1	0	0	0	0	0	0												
46 Craig Kimbrel, R (9.1)									0	0	0	0	0	0	0												
15 Tim Hudson, R (1.1)									2	1	0	0	0	0	1												
32 Chad Durbin, R (6.1)									0	0	0	0	0	0	0												
2 Jack Wilson, R (6. PH)									2	0	0	0	0	1	0												
Inning Stats	R: 0 E: 0 K: 0 S: 7	H: 1 LOB: 0 BB: 0 P: 13	R: 0 E: 0 K: 0 S: 10	H: 1 LOB: 1 BB: 0 P: 15	R: 1 E: 2 K: 0 S: 14	H: 0 LOB: 2 BB: 1 P: 24	R: 1 E: 0 K: 0 S: 13	H: 1 LOB: 1 BB: 1 P: 25	R: 1 E: 0 K: 1 S: 16	H: 1 LOB: 3 BB: 3 P: 34	R: 0 E: 0 K: 1 S: 9	H: 0 LOB: 0 BB: 0 P: 12	R: 1 E: 0 K: 0 S: 14	H: 2 LOB: 2 BB: 1 P: 23	R: 0 E: 0 K: 1 S: 12	H: 1 LOB: 1 BB: 0 P: 16	1B: 5 2B: 1 3B: 0 HR: 1	SF: 1 SAC: 0 DP: 1 HBP: 0	WP: 0 PB: 0 SB: 0 CS: 0	PA: 38							
PITCHER	IP	WLS	BF	H	R	ER	SO	BB	IBB	HBP	BLK	WP	HR	S	P	ERA	WHIP										
29 Kevin Correia, R (1.1)	4.1	L	23	4	3	2	0	5	0	0	0	0	0	54	101	4.15	2.077										
32 Brad Lincoln, R (5.1)	2.0		9	2	1	1	2	1	0	0	0	0	1	25	40	4.50	1.500										
44 Tony Watson, L (7.1)	0.2		2	0	0	0	0	0	0	0	0	0	0	4	5	0.00	0.000										
47 Evan Meek, R (8.1)	1.0		4	1	0	0	1	0	0	0	0	0	0	12	16	0.00	1.000										



Batter	1	2	3	4	5	6	7	8	9	AB	R	H	RBI	BB	SO	LOB	TOP								
31 Jose Tabata, R (1,9) OBP: 0.274, SLG: 0.275	G6-3		22 SF8	K			22 1B, 14 PB, 5 SH5-3	FC3-6		4	2	1	0	1	1	2	Pittsburgh Pirates @ Atlanta Braves Turner Field, Atlanta, GA Mon Apr 30 2012, 7:11 PM - 9:59 PM EDT Att: 17,181 - Cloudy - 84 F								
5 Josh Harrison, R (1,6) OBP: 0.174, SLG: 0.273	F9		1B		G4-3		SH5-3	K		4	0	1	1	0	1	1									
22 Andrew McCutchen, R (1,8) OBP: 0.351, SLG: 0.372	K		SF8		K		18 1B	K		4	1	1	1	0	3	0									
14 Casey McGehee, R (1,3) OBP: 0.345, SLG: 0.365	18 1B		K		K		18 1B, 36 FC5-4	K		4	1	1	0	1	3	1									
18 Neil Walker, S (1,4) OBP: 0.342, SLG: 0.306	24 G6-4-3			F7		36 HR	36 FC5-4	F8		5	1	3	1	0	0	0									
36 Yamaico Navarro, R (1,7) OBP: 0.318, SLG: 0.353	P4			24 HR		HR	FC5-4			4	2	2	3	0	0	3									
24 Pedro Alvarez, L (1,5) OBP: 0.242, SLG: 0.525	G6-4-3			HR		K	P3			4	1	1	2	0	1	3									
26 Rod Barajas, R (1,2) OBP: 0.222, SLG: 0.184			31 2B, 5 1B	K		K		31 FC3-6		3	1	1	0	1	2	0									
53 James McDonald, L (1,1) OBP: 0.300, SLG: 0.222						G4-3		B1		3	0	0	0	1	1	2									
30 Chris Resop, R (8,1) OBP: 0.318, SLG: 0.279										0	0	0	0	0	0	0	AB 35 R 9 H 11 RBI 8 BB 4 SO 12 LOB 12 								
Inning Stats	R: 0 E: 0 K: 1 S: 8	H: 0 LOB: 0 BB: 0 P: 14	R: 0 E: 0 K: 0 S: 8	H: 2 LOB: 1 BB: 0 P: 12	R: 2 E: 0 K: 2 S: 12	H: 2 LOB: 1 BB: 1 P: 21	R: 2 E: 0 K: 2 S: 14	H: 2 LOB: 0 BB: 0 P: 20	R: 0 E: 0 K: 2 S: 9	H: 0 LOB: 0 BB: 0 P: 13	R: 2 E: 0 K: 2 S: 14	H: 2 LOB: 0 BB: 0 P: 19	R: 3 E: 0 K: 0 S: 12	H: 2 LOB: 1 BB: 2 P: 26	R: 0 E: 0 K: 1 S: 11	H: 1 LOB: 0 BB: 0 P: 15	R: 0 E: 0 K: 2 S: 9	H: 0 LOB: 0 BB: 0 P: 16	1B: 7 2B: 2 3B: 0 HR: 2	SF: 1 SAC: 1 DP: 0 HBP: 0	WP: 0 PB: 1 SB: 1 CS: 0	PA: 41			
PITCHER	IP WLS BF H R ER SO BB IBB HBP BLK WP HR S P ERA WHIP	IP WLS BF H R ER SO BB IBB HBP BLK WP HR S P ERA WHIP	IP WLS BF H R ER SO BB IBB HBP BLK WP HR S P ERA WHIP	IP WLS BF H R ER SO BB IBB HBP BLK WP HR S P ERA WHIP	IP WLS BF H R ER SO BB IBB HBP BLK WP HR S P ERA WHIP	IP WLS BF H R ER SO BB IBB HBP BLK WP HR S P ERA WHIP	IP WLS BF H R ER SO BB IBB HBP BLK WP HR S P ERA WHIP	IP WLS BF H R ER SO BB IBB HBP BLK WP HR S P ERA WHIP	IP WLS BF H R ER SO BB IBB HBP BLK WP HR S P ERA WHIP	IP WLS BF H R ER SO BB IBB HBP BLK WP HR S P ERA WHIP	IP WLS BF H R ER SO BB IBB HBP BLK WP HR S P ERA WHIP	IP WLS BF H R ER SO BB IBB HBP BLK WP HR S P ERA WHIP	IP WLS BF H R ER SO BB IBB HBP BLK WP HR S P ERA WHIP	IP WLS BF H R ER SO BB IBB HBP BLK WP HR S P ERA WHIP	IP WLS BF H R ER SO BB IBB HBP BLK WP HR S P ERA WHIP	IP WLS BF H R ER SO BB IBB HBP BLK WP HR S P ERA WHIP	IP WLS BF H R ER SO BB IBB HBP BLK WP HR S P ERA WHIP	IP WLS BF H R ER SO BB IBB HBP BLK WP HR S P ERA WHIP	IP WLS BF H R ER SO BB IBB HBP BLK WP HR S P ERA WHIP	IP WLS BF H R ER SO BB IBB HBP BLK WP HR S P ERA WHIP	IP WLS BF H R ER SO BB IBB HBP BLK WP HR S P ERA WHIP	IP WLS BF H R ER SO BB IBB HBP BLK WP HR S P ERA WHIP	IP WLS BF H R ER SO BB IBB HBP BLK WP HR S P ERA WHIP	IP WLS BF H R ER SO BB IBB HBP BLK WP HR S P ERA WHIP	IP WLS BF H R ER SO BB IBB HBP BLK WP HR S P ERA WHIP
36 Mike Minor, L (1,1) ERA: 4.88	6.1	L	29	8	7	7	9	3	0	0	0	0	0	0	0	0	9.95	1.737							
32 Chad Durbin, R (7,1) ERA: 9.0	0.2		5	2	2	2	0	1	0	0	0	0	0	0	0	9	27.00	4.500							
61 Livan Hernandez, R (8,1) ERA: 3.45	2.0		7	1	0	0	3	0	0	0	0	0	0	0	0	20	0.00	0.500							

Batter	1	2	3	4	5	6	7	8	9	AB	R	H	RBI	BB	SO	LOB	BOTTOM								
24 Michael Bourn, L (1,8) OBP: 0.400, SLG: 0.411	14 CS	G4-3			F7		K		F9	5	0	1	0	0	1	5	Pittsburgh Pirates @ Atlanta Braves Turner Field, Atlanta, GA Mon Apr 30 2012, 7:11 PM - 9:59 PM EDT Att: 17,181 - Cloudy - 84 F								
14 Martin Prado, R (1,7) OBP: 0.351, SLG: 0.435	5 HR		K		G5-3		16 G3-4-3			2	1	0	0	2	1	0									
5 Freddie Freeman, L (1,3) OBP: 0.302, SLG: 0.489	HR		G4-3		K		K			4	1	1	2	0	2	1									
16 Brian McCann, L (1,2) OBP: 0.295, SLG: 0.386	F7		K		G3		G3-4-3			4	0	0	0	0	1	1									
26 Dan Uggla, R (1,4) OBP: 0.361, SLG: 0.424	K		10 G4-3, 20 1B		F8		P5			4	1	1	0	0	1	1									
10 Chipper Jones, S (1,5) OBP: 0.306, SLG: 0.449	L4		G4-3		F8		F9			4	0	0	0	0	0	1									
20 Eric Hinske, L (1,9) OBP: 0.400, SLG: 0.391	2B		1B		1B		1B			4	0	4	1	0	0	0									
1 Tyler Pastornicky, R (1,6) OBP: 0.318, SLG: 0.393	1B		L6		L6		K		FC1	4	0	1	0	0	1	3									
36 Mike Minor, R (1,1) ERA: 2.97										2	0	0	0	0	2	3									
32 Chad Durbin, R (7,1) ERA: 9.0										0	0	0	0	0	0	0									
25 Juan Francisco, L (7,PH) OBP: 0.243, SLG: 0.556										1	0	0	0	0	1	1									
61 Livan Hernandez, R (8,1) ERA: 3.45										0	0	0	0	0	0	0									
23 Matt Diaz, R (8,PH) OBP: 0.346, SLG: 0.429										1	0	0	0	0	1	2									
Inning Stats	R: 2 E: 0 K: 1 S: 10	H: 2 LOB: 0 BB: 1 P: 18	R: 0 E: 0 K: 1 S: 9	H: 2 LOB: 2 BB: 0 P: 16	R: 0 E: 0 K: 2 S: 7	H: 0 LOB: 0 BB: 0 P: 10	R: 1 E: 0 K: 1 S: 10	H: 2 LOB: 1 BB: 0 P: 20	R: 0 E: 0 K: 1 S: 9	H: 0 LOB: 0 BB: 0 P: 13	R: 0 E: 0 K: 0 S: 5	H: 0 LOB: 0 BB: 0 P: 6	R: 0 E: 0 K: 3 S: 13	H: 1 LOB: 1 BB: 0 P: 17	R: 0 E: 0 K: 1 S: 10	H: 0 LOB: 1 BB: 1 P: 16	R: 0 E: 1 K: 1 S: 15	H: 1 LOB: 2 BB: 0 P: 18	1B: 4 2B: 3 3B: 0 HR: 1	SF: 0 SAC: 0 DP: 0 HBP: 0	WP: 0 PB: 0 SB: 0 CS: 1	PA: 37			
PITCHER	IP WLS BF H R ER SO BB IBB HBP BLK WP HR S P ERA WHIP	IP WLS BF H R ER SO BB IBB HBP BLK WP HR S P ERA WHIP	IP WLS BF H R ER SO BB IBB HBP BLK WP HR S P ERA WHIP	IP WLS BF H R ER SO BB IBB HBP BLK WP HR S P ERA WHIP	IP WLS BF H R ER SO BB IBB HBP BLK WP HR S P ERA WHIP	IP WLS BF H R ER SO BB IBB HBP BLK WP HR S P ERA WHIP	IP WLS BF H R ER SO BB IBB HBP BLK WP HR S P ERA WHIP	IP WLS BF H R ER SO BB IBB HBP BLK WP HR S P ERA WHIP	IP WLS BF H R ER SO BB IBB HBP BLK WP HR S P ERA WHIP	IP WLS BF H R ER SO BB IBB HBP BLK WP HR S P ERA WHIP	IP WLS BF H R ER SO BB IBB HBP BLK WP HR S P ERA WHIP	IP WLS BF H R ER SO BB IBB HBP BLK WP HR S P ERA WHIP	IP WLS BF H R ER SO BB IBB HBP BLK WP HR S P ERA WHIP	IP WLS BF H R ER SO BB IBB HBP BLK WP HR S P ERA WHIP	IP WLS BF H R ER SO BB IBB HBP BLK WP HR S P ERA WHIP	IP WLS BF H R ER SO BB IBB HBP BLK WP HR S P ERA WHIP	IP WLS BF H R ER SO BB IBB HBP BLK WP HR S P ERA WHIP	IP WLS BF H R ER SO BB IBB HBP BLK WP HR S P ERA WHIP	IP WLS BF H R ER SO BB IBB HBP BLK WP HR S P ERA WHIP	IP WLS BF H R ER SO BB IBB HBP BLK WP HR S P ERA WHIP	IP WLS BF H R ER SO BB IBB HBP BLK WP HR S P ERA WHIP	IP WLS BF H R ER SO BB IBB HBP BLK WP HR S P ERA WHIP	IP WLS BF H R ER SO BB IBB HBP BLK WP HR S P ERA WHIP	IP WLS BF H R ER SO BB IBB HBP BLK WP HR S P ERA WHIP	IP WLS BF H R ER SO BB IBB HBP BLK WP HR S P ERA WHIP
53 James McDonald, R (1,1) ERA: 2.97	7.2	W	31	7	3	3	10	2	0	0	0	0	0	0	0	0	3.52	1.174							
30 Chris Resop, R (8,1) ERA: 2.79	1.1		6	1	0	0	1	0	0	0	0	0	0	0	0	16	0.00	0.750							



Batter	1	2	3	4	5	6	7	8	9	AB	R	H	RBI	BB	SO	LOB	TOP								
11 Jimmy Rollins, S OBP: 0.292, SLG: 0.281										4	1	2	0	0	0	0	Philadelphia Phillies @ Atlanta Braves Turner Field, Atlanta, GA Tue May 01 2012, 7:12 PM - 9:56 PM EDT Att: 21,640 - Partly Cloudy - 84 F								
27 Placido Polanco, R OBP: 0.296, SLG: 0.289										4	1	1	0	0	1	2									
8 Shane Victorino, S OBP: 0.275, SLG: 0.375										4	0	1	0	0	0	1									
3 Hunter Pence, R OBP: 0.302, SLG: 0.407										4	1	2	1	0	0	0									
24 Ty Wigginton, R OBP: 0.371, SLG: 0.460										4	0	1	2	0	2	2									
19 Lance Nix, L OBP: 0.378, SLG: 0.531										3	0	1	0	0	0	1									
50 Chad Qualls, R OBP: 0.352, SLG: 0.343										0	0	0	0	0	0	0									
10 Juan Pierre, L OBP: 0.352, SLG: 0.343										1	0	0	0	0	0	0									
56 Jonathan Papelbon, R OBP: 0.216, SLG: 0.275										0	0	0	0	0	0	0									
51 Carlos Ruiz, R OBP: 0.338, SLG: 0.500										4	0	1	0	0	0	1									
13 Freddy Galvis, S OBP: 0.227, SLG: 0.292										4	0	1	0	0	0	0									
35 Cole Hamels, L OBP: 0.290, SLG: 0.333										2	0	0	0	0	1	0									
37 Antonio Bastardo, R OBP: 0.216, SLG: 0.275										2	1	1	0	0	0	2									
15 John Mayberry Jr., R OBP: 0.216, SLG: 0.275										2	1	1	0	0	0	2									
Inning Stats	R: 0 E: 0 K: 0 S: 5	H: 0 LOB: 0 BB: 0 P: 10	R: 0 E: 0 K: 1 S: 12	H: 0 LOB: 0 BB: 0 P: 17	R: 0 E: 0 K: 0 S: 7	H: 0 LOB: 0 BB: 0 P: 12	R: 2 E: 1 K: 0 S: 20	H: 3 LOB: 1 BB: 0 P: 30	R: 0 E: 0 K: 1 S: 7	H: 0 LOB: 0 BB: 0 P: 10	R: 0 E: 0 K: 0 S: 7	H: 1 LOB: 0 BB: 0 P: 12	R: 0 E: 0 K: 0 S: 8	H: 1 LOB: 1 BB: 0 P: 13	R: 2 E: 0 K: 2 S: 17	H: 4 LOB: 2 BB: 0 P: 27	R: 0 E: 0 K: 0 S: 4	H: 2 LOB: 1 BB: 0 P: 9	1B: 8 2B: 3 HR: 0	SF: 0 SAC: 0 DP: 1 HBP: 0	WP: 1 PB: 0 SB: 1 CS: 1	PA: 36			
PITCHER	IP	WLS	BF	H	R	ER	SO	BB	IBB	HBP	BLK	WP	HR	S	P	ERA	WHIP								
37 Brandon Beachy, R ERA: 1.38	7.0		25	5	2	2	2	0	0	0	0	0	0	66	104	2.57	0.714								
39 Jonny Venters, L ERA: 1.53	0.2	L	6	4	2	2	1	0	0	0	0	1	0	14	23	27.00	6.000								
54 Kris Medlen, R ERA: 1.29	1.1		5	2	0	0	1	0	0	0	0	0	0	7	13	0.00	1.500								

Batter	1	2	3	4	5	6	7	8	9	AB	R	H	RBI	BB	SO	LOB	BOTTOM								
24 Michael Bourn, L OBP: 0.391, SLG: 0.400										5	0	1	0	0	3	0	Philadelphia Phillies @ Atlanta Braves Turner Field, Atlanta, GA Tue May 01 2012, 7:12 PM - 9:56 PM EDT Att: 21,640 - Partly Cloudy - 84 F								
14 Martin Prado, R OBP: 0.347, SLG: 0.427										4	0	1	0	0	0	1									
5 Freddie Freeman, L OBP: 0.310, SLG: 0.489										4	1	2	0	0	1	1									
16 Brian McCann, L OBP: 0.305, SLG: 0.425										3	1	1	1	1	0	2									
26 Dan Uggla, R OBP: 0.356, SLG: 0.416										4	0	1	0	0	2	2									
23 Matt Diaz, R OBP: 0.400, SLG: 0.435										2	0	1	0	2	0	0									
25 Juan Francisco, L OBP: 0.244, SLG: 0.538										3	0	1	1	0	1	3									
1 Tyler Pastornicky, R OBP: 0.354, SLG: 0.375										3	0	0	0	0	0	3									
39 Jonny Venters, L ERA: 1.53										0	0	0	0	0	0	0									
54 Kris Medlen, R ERA: 1.29										0	0	0	0	0	0	0									
20 Eric Hinske, L OBP: 0.385, SLG: 0.375										1	0	0	0	0	0	0									
37 Brandon Beachy, R OBP: 0.273, SLG: 0.111										2	0	0	0	0	2	0									
2 Jack Wilson, R OBP: 0.103, SLG: 0.107										2	0	0	0	0	0	0									
Inning Stats	R: 0 E: 0 K: 1 S: 9	H: 1 LOB: 1 BB: 0 P: 18	R: 0 E: 0 K: 1 S: 13	H: 1 LOB: 0 BB: 0 P: 18	R: 0 E: 0 K: 2 S: 7	H: 0 LOB: 0 BB: 0 P: 14	R: 1 E: 0 K: 1 S: 14	H: 1 LOB: 1 BB: 1 P: 26	R: 0 E: 0 K: 1 S: 11	H: 1 LOB: 1 BB: 0 P: 14	R: 1 E: 0 K: 0 S: 10	H: 2 LOB: 0 BB: 1 P: 18	R: 0 E: 0 K: 1 S: 9	H: 0 LOB: 0 BB: 0 P: 14	R: 0 E: 0 K: 1 S: 10	H: 2 LOB: 2 BB: 1 P: 18	R: 0 E: 0 K: 1 S: 7	H: 0 LOB: 0 BB: 0 P: 10	1B: 7 2B: 0 HR: 1	SF: 1 SAC: 0 DP: 1 HBP: 0	WP: 0 PB: 0 SB: 1 CS: 0	PA: 37			
PITCHER	IP	WLS	BF	H	R	ER	SO	BB	IBB	HBP	BLK	WP	HR	S	P	ERA	WHIP								
35 Cole Hamels, L ERA: 2.78	6.0		26	6	2	2	6	2	0	0	0	0	0	64	108	3.00	1.333								
37 Antonio Bastardo, L ERA: 4.15	1.0	W	3	0	0	0	1	0	0	0	0	0	0	9	14	0.00	0.000								
50 Chad Qualls, R ERA: 2.95	1.0	H	5	2	0	0	1	1	0	0	0	0	0	10	18	0.00	3.000								
58 Jonathan Papelbon, R ERA: 0.82	1.0	S	3	0	0	0	1	0	0	0	0	0	0	7	10	0.00	0.000								



Batter	1	2	3	4	5	6	7	8	9	AB R H RBI BB SO LOB	TOP									
11 Jimmy Rollins, S OBP: 0.280, SLG: 0.270	1-1 C SI 90 B SI 91 X SI 89 8 F9 10 1B 3 SF8		1-1 C SI 90 B SI 88 X SI 88 G6-3			0-1 C CH 78 X CU 75 F9		0-1 C SI 90 X SI 89 F7-4-3		4 1 1 0 0 0 1										
10 Juan Pierre, L OBP: 0.358, SLG: 0.352 15 John Mayberry Jr., R OBP: 0.241, SLG: 0.283	1-0 B FF 89 X SI 89 1-2 1B		2-1 C SI 89 F CH 80 B SI 91 X SI 90 B5			2-2 C SI 91 F CH 80 B SI 91 B SI 90 X SI 90 L8		0-1 C FF 82 X SI 83 8 HR 1B	4 1 2 0 0 0 0 0 0 0 0 0 0 0											
8 Shane Victorino, S OBP: 0.286, SLG: 0.406	2-1 B SI 90 F CH 77 B SI 89 X SI 89 F9		3-1 B SI 89 F CH 77 B SI 89 X SI 89 F7			2-1 B SI 89 F CH 77 B SI 89 X SI 89 G5-3		2-2 L SI 82 B CH 78 1 SAFE F SI 83 D SI 83 X CH 78 1-H HR	4 1 1 2 0 0 2											
3 Hunter Pence, R OBP: 0.302, SLG: 0.404	2-0 B SI 90 X SI 89 SF8			1-3 C SI 90 B SI 91 X SI 91 K			3-1 B CU 74 B SI 89 B SI 89 X SI 92 G3		0-1 C SI 85 X CU 88 27 G4-3 2B	3 0 1 1 0 1 0										
24 Ty Wigginton, R OBP: 0.375, SLG: 0.437	1-2 1 SAFE C CU 77 C SI 89 1 FF 80 K			2-1 C SI 90 B CH 81 X CU 77 F7			3-2 C FF 92 B SI 81 B CH 81 B SI 92 F CH 81 X SI 92 G4-3		2-2 C SI 85 B SI 86 B SI 80 F SI 86 1 FF 86 K	4 0 0 0 0 2 2										
19 Lavnce Nix, L OBP: 0.320, SLG: 0.658 27 Placido Polanco, R OBP: 0.307, SLG: 0.301		1-0 B SI 91 X SI 90 FC4-6 1B		1-0 B SI 90 X CH 80 G3-1			2-1 B CU 76 B SI 89 X CU 77 HR		3-1 C SI 86 B SI 86 B FF 86 B SI 80 X SL 80 G4-3	3 1 2 1 0 0 0 1 0 0 0 0 0 1										
4 Pete Orr, L OBP: 0.419, SLG: 0.458 13 Freddy Galvis, S OBP: 0.220, SLG: 0.291		2-2 C CH 78 B SI 87 C CU 75 X SI 88 FC4-6 23 G4-3 1-2 1B			0-0 X SI 88 G5-3			1-2 S CH 80 B SI 88 B SI 89 F SI 92 X CH 81 23 CS 1B		3 0 1 0 0 0 1 1 0 0 0 0 0 1										
23 Brian Schneider, L OBP: 0.227, SLG: 0.190		2-2 B SI 87 S CH 78 B SI 89 F SI 87 1 SAFE X SI 86 G4-3			0-1 C SI 90 X SI 89 G6-3			3-1 C CU 74 B SI 87 B SI 86 B SI 93 B SI 86 1 SAFE S SI 90 G3		3 0 0 0 0 1 1										
56 Joe Blanton, R OBP: 0.364, SLG: 0.125		0-3 C SI 87 S SI 90 K			1-3 C SI 89 S SI 92 K			0-2 F SI 91 F CH 80 X SI 92 11 F7-4-3 1B		3 0 1 0 0 2 1										
Inning Stats	R: 1 E: 0 K: 1 S: 9	H: 2 LOB: 1 BB: 0 P: 16	R: 0 E: 0 K: 1 S: 11	H: 1 LOB: 1 BB: 0 P: 16	R: 0 E: 0 K: 0 S: 6	H: 0 LOB: 0 BB: 0 P: 12	R: 0 E: 0 K: 1 S: 6	H: 0 LOB: 0 BB: 0 P: 10	R: 0 E: 0 K: 0 S: 7	H: 0 LOB: 0 BB: 0 P: 11	R: 1 E: 0 K: 0 S: 13	H: 2 LOB: 0 BB: 0 P: 25	R: 0 E: 0 K: 1 S: 10	H: 1 LOB: 0 BB: 0 P: 13	R: 2 E: 0 K: 1 S: 14	H: 3 LOB: 1 BB: 0 P: 22	1B: 6 2B: 2 3B: 0 HR: 2	SF: 1 SAC: 0 DP: 1 HBP: 0	WP: 0 PB: 0 SB: 0 CS: 1	PA: 35
PITCHER	IP WLS BF H R ER SO BB IBB HBP BLK WP HR S P ERA WHIP																			
40 Randall Delgado, R ERA: 5.14	8.0 L 28 6 2 2 5 0 0 0 0 0 1 68 110 2.25 0.750																			
61 Livan Hernandez, R ERA: 4.08	1.0 6 3 2 2 1 0 0 0 0 0 1 14 22 18.00 3.000																			

Philadelphia Phillies @ Atlanta Braves
Turner Field, Atlanta, GA
Thu May 03 2012, 12:11 PM - 2:12 PM EDT
Att: 24,015 - Partly Cloudy - 81 F

AB 33
R 4
H 9
RBI 4
BB 0
SO 6
LOB 10



Batter	1	2	3	4	5	6	7	8	9	AB R H RBI BB SO LOB	BOTTOM									
24 Michael Bourn, L OBP: 0.383, SLG: 0.385	3-2 B FF 88 F CH 86 B CU 78 B FF 89 X FF 88 L7		3-2 C FF 88 B CH 83 B SI 83 B FF 89 X SI 88 G3-1			1-2 L SL 84 S FC 85 B SI 89 X FF 89 G4-3			1-0 B SI 87 X FF 87 14 L4-3 1B	4 0 1 0 0 0 0										
14 Martin Prado, R OBP: 0.342, SLG: 0.414	2-1 F FF 88 B SI 89 X FF 89 F8			0-3 C SL 84 F CU 77 C FF 89 K			0-0 X SL 83 L8		0-0 X SL 84 1-1 L4-3	4 0 0 0 0 1 1										
5 Freddie Freeman, L OBP: 0.303, SLG: 0.470	2-2 B FF 90 S CH 84 F FC 85 B SI 83 X FF 91 26 FC6-4 1B			1-0 B CU 77 X CH 83 F8			0-0 X FF 89 F7			3 0 1 0 0 0 0										
26 Dan Uggla, R OBP: 0.345, SLG: 0.398	0-0 X FF 89 FC6-4			0-2 C FF 90 X CU 80 L6			1-1 B FC 85 X FF 90 L7			3 0 0 0 0 0 1										
22 Jason Heyward, L OBP: 0.352, SLG: 0.432		1-2 B FF 89 F CH 82 X CU 77 F8			0-0 X FC 86 F9			1-1 C FF 91 F CH 86 X FC 86 G3		3 0 0 0 0 0 0										
25 Juan Francisco, L OBP: 0.222, SLG: 0.488		1-3 F FF 90 F FC 86 C FF 90 K			1-3 C FF 89 F FC 87 B SI 84 S SI 83 S FF 89 K			1-3 B FC 86 F CH 83 F SI 89 S SI 83 K		3 0 0 0 0 3 0										
8 David Ross, R OBP: 0.409, SLG: 0.579		1-1 F FF 90 B SI 83 X FF 89 F9			0-2 S SI 82 D SI 83 F FF 89 X FC 85 1 FC6-4 1B			0-1 F FF 90 F FC 87 X FC 87 G6-3		3 0 1 0 0 0 0										
1 Tyler Pastornicky, R OBP: 0.316, SLG: 0.394			0-3 C FC 89 C FF 89 K			1-1 F FF 90 X FF 89 FC6-4 1B			0-1 C FF 90 X SL 82 G6-3	3 0 0 0 0 1 1										
40 Randall Delgado, R OBP: 0.125, SLG: 0.125 61 Livan Hernandez, R OBP: 0.400, SLG: 0.393			0-0 X FF 88 G5-3			0-1 C FF 87 X FF 88 F8			0-3 C FF 89 F FC 86 S SI 81 K	2 0 0 0 0 0 0 0 0 0 0 0 0 0 1 0 0 0 0 1 0										
Inning Stats	R: 0 E: 0 K: 0 S: 10	H: 1 LOB: 1 BB: 0 P: 17	R: 0 E: 0 K: 1 S: 8	H: 0 LOB: 0 BB: 0 P: 11	R: 0 E: 0 K: 1 S: 7	H: 0 LOB: 0 BB: 0 P: 10	R: 0 E: 0 K: 1 S: 7	H: 0 LOB: 0 BB: 0 P: 8	R: 0 E: 0 K: 0 S: 6	H: 0 LOB: 0 BB: 0 P: 7	R: 0 E: 0 K: 0 S: 5	H: 0 LOB: 0 BB: 0 P: 7	R: 0 E: 0 K: 1 S: 7	H: 0 LOB: 0 BB: 0 P: 8	R: 0 E: 0 K: 1 S: 5	H: 1 LOB: 0 BB: 0 P: 6	1B: 3 2B: 1 3B: 0 HR: 0	SF: 0 SAC: 0 DP: 1 HBP: 0	WP: 0 PB: 0 SB: 0 CS: 0	PA: 29
PITCHER	IP WLS BF H R ER SO BB IBB HBP BLK WP HR S P ERA WHIP																			
56 Joe Blanton, R ERA: 2.83	9.0 W 29 3 0 0 6 0 0 0 0 0 0 67 88 0.00 0.333																			

Philadelphia Phillies @ Atlanta Braves
Turner Field, Atlanta, GA
Thu May 03 2012, 12:11 PM - 2:12 PM EDT
Att: 24,015 - Partly Cloudy - 81 F

AB 29
R 0
H 3
RBI 0
BB 0
SO 6
LOB 3



Batter	1	2	3	4	5	6	7	8	9	10	11	AB	R	H	RBI	BB	SO	LOB	TOP						
24 Michael Bourn, L OBP: 0.398, SLG: 0.409	(1,8) 4-2 BB 5 F9 10 S		(2,2) L7		(1,1) 10 F 10 S 1B	(2,2) G4-3	(1,2) 2B			(1,0) G3-1 2B	(1,3) K	6	1	3	0	1	1	0							
10 Chipper Jones, S OBP: 0.369, SLG: 0.567	(1,5) 3-3 K 1-2		(0,0) 5 HR 1B		(2,0) 16 WP 16 1B	(0,2) HR	(1,2) G6-3			(4,0) 16 G3-1 BB		5	3	3	2	1	1	3							
5 Freddie Freeman, L OBP: 0.322, SLG: 0.519	(1,3) 0-1 F9		(2,1) 16 HR		(1,0) 16 WP 16 1B	(2,1) 2B			(0,0) 1B	(2,0) L3		6	2	4	2	0	0	3							
16 Brian McCann, L OBP: 0.298, SLG: 0.435	(1,2) 0-3 K		(0,0) L7		(2,1) 26 FC4-6 1B	(0,3) K			(0,3) K	(1,2) G3-1		6	0	1	2	0	3	4							
26 Dan Uggla, R OBP: 0.353, SLG: 0.402	(1,4) 4-1 FC5-4 BB		(0,1) G5-3		(1,2) 22 1B 20 2B	(4,0) IBB			(3,2) 2B	(3,3) K		4	1	1	0	2	1	3							
22 Jason Heyward, L OBP: 0.356, SLG: 0.424	(1,9) 0-0 F8		(4,0) 2 CS 20 S BB		(3,2) 20 2B	(1,3) K			(1,2) G3-1			4	0	1	0	1	1	4							
34 Eric O'Flaherty, L OBP: 0.328, SLG: 0.403	(8,1) 1-2 K		(1,1) 20 HR 1B		(1,3) 2B	(1,3) K			(2,0) FC6-4 1B			4	0	0	0	0	0	0							
1 Tyler Pastornicky, R OBP: 0.328, SLG: 0.403	(11,PH) 2-3 FC5-4 1B		(2,1) 2 SAFE P4		(4,0) IBB				(0,0) FC6-4 2B			5	0	1	0	1	0	4							
46 Craig Kimbrel, R OBP: 0.354, SLG: 0.385	(8,9) 2-3 K		(1,1) G6-3		(1,3) K				(1,3) G6-4-3 1B			4	0	0	0	0	3	6							
20 Eric Hinske, L OBP: 0.444, SLG: 0.559	(1,7) 2-0 K		(2,0) 20 HR 1B		(1,2) 2B				(1,1) G4-3			6	1	4	3	0	1	1							
2 Jack Wilson, R OBP: 0.167, SLG: 0.147	(1,6) 3-2 FC5-4		(2,1) 2 SAFE P4		(4,0) IBB				(1,0) FC6-4 2B			5	0	1	0	1	0	4							
15 Tim Hudson, R OBP: 1.000, SLG: 1.000	(7,1) 2-3 K		(1,1) G5-3		(1,3) K				(0,0) G6-4-3			4	0	0	0	0	3	6							
23 Matt Diaz, R OBP: 0.354, SLG: 0.385	(8,9) 2-3 K		(1,1) G5-3		(1,3) K				(1,2) G6-4-3			2	0	0	0	0	0	1							
Inning Stats	R: 0 E: 0 K: 2 S: 11	H: 0 LOB: 1 BB: 1 P: 18	R: 0 E: 0 K: 1 S: 9	H: 1 LOB: 2 BB: 1 P: 20	R: 2 E: 0 K: 0 S: 9	H: 2 LOB: 0 BB: 0 P: 13	R: 0 E: 0 K: 1 S: 5	H: 0 LOB: 0 BB: 1 P: 14	R: 4 E: 0 K: 1 S: 19	H: 6 LOB: 3 BB: 1 P: 38	R: 1 E: 0 K: 2 S: 17	H: 2 LOB: 2 BB: 1 P: 26	R: 0 E: 0 K: 1 S: 12	H: 2 LOB: 0 BB: 0 P: 17	R: 0 E: 0 K: 0 S: 4	H: 1 LOB: 0 BB: 0 P: 6	R: 0 E: 0 K: 1 S: 8	H: 1 LOB: 2 BB: 1 P: 19	R: 2 E: 0 K: 1 S: 8	H: 2 LOB: 0 BB: 0 P: 11	1B: 11 2B: 5 3B: 0 HR: 3	SF: 0 SAC: 2 DP: 1 HBP: 0	WP: 1 PB: 0 SB: 3 CS: 1	PA: 55	
PITCHER	56 Guillermo Moscoso, R ERA: 11.57	IP: 4.1 WLS: 22 BF: 7	H: 7 R: 6 ER: 6 SO: 5	BB: 3 IBB: 0 HBP: 0 BLK: 0	WP: 1 HR: 1 S: 43 P: 83	ERA: 12.46 WHIP: 2.308		PITCHER	30 Josh Roenicke, R ERA: 3.52	IP: 1.0 WLS: 5 BF: 5	H: 1 R: 0 ER: 0 SO: 1	BB: 1 IBB: 0 HBP: 0 BLK: 0	WP: 0 HR: 0 S: 8 P: 19	ERA: 0.00 WHIP: 2.000											
51 Matt Reynolds, L ERA: 2.45	IP: 1.2 WLS: 11 BF: 4	H: 1 R: 1 ER: 2 SO: 2	BB: 0 IBB: 0 HBP: 0 BLK: 0	WP: 0 HR: 0 S: 27 P: 46	ERA: 5.40 WHIP: 2.400			61 Edgmer Escalona, R ERA: 10.13	IP: 1.0 WLS: 5 BF: 2	H: 2 R: 2 ER: 2 SO: 1	BB: 0 IBB: 0 HBP: 0 BLK: 0	WP: 0 HR: 1 S: 8 P: 11	ERA: 18.00 WHIP: 2.000												

Atlanta Braves @ Colorado Rockies
Coors Field, Denver, CO
Fri May 04 2012, 6:43 PM - 10:42 PM MDT
Att: 33,184 - Clear - 86 F

livebaseballscorecards.com

AB 49
R 9
H 19
RBI 9
BB 6
SO 11
LOB 29

Braves

Batter	1	2	3	4	5	6	7	8	9	10	11	AB	R	H	RBI	BB	SO	LOB	BOTTOM					
19 Marco Scutaro, R OBP: 0.327, SLG: 0.344	(1,4) 0-1 G6-3		(2,1) L5-3		(1,1) G6-3	(0,0) F9			(2,1) 5 F9 18 SH2-4 1B	(0,2) P3		5	0	1	0	0	0	2						
1 Eric Young Jr., S OBP: 0.400, SLG: 0.429	(9,PR) 0-0 2 BB 17 1B 2B		(2,3) K		(1,0) HR				(0,0) SH2-4			3	3	2	1	2	1	0						
30 Josh Roenicke, R ERA: 2.77	(10,1) 4-2 2 BB 17 1B BB		(1,1) G4-3		(2,3) K				(1,3) F9			5	1	0	0	1	3	4						
49 Rex Brothers, L ERA: 3.6	(11,5) 4-2 17 1B BB		(2,2) L7		(2,2) G6-3				(4,0) 17 DI IBB			4	1	1	0	2	0	1						
20 Wilin Rosario, R OBP: 0.231, SLG: 0.459	(11,5) 1-2 2-3 3 BB 1B		(2,2) F7		(1,1) SH2-4 21 FC4-6 2B				(0,0) G3			6	2	2	3	0	1	4						
18 Jonathan Herrera, S OBP: 0.366, SLG: 0.614	(1,5) 0-0 2 BB 17 1B 2B		(1,3) K		(2,2) E5 21 FC4-6 55 SH2-4				(2,2) G5-3			6	1	1	1	0	1	2						
5 Carlos González, L OBP: 0.370, SLG: 0.596	(1,7) 4-2 2 BB 17 1B BB		(1,1) G4-3		(1,3) SH2-4				(0,2) F8			3	0	0	0	1	1	2						
2 Troy Tulowitzki, R OBP: 0.343, SLG: 0.454	(1,6) 4-2 17 1B 3 BB		(2,2) L7		(2,2) G6-3				(4,0) G6-3			3	0	0	0	1	1	2						
17 Todd Helton, L OBP: 0.326, SLG: 0.513	(1,3) 1-3 2-3 3 BB 1B		(1,0) F7		(1,1) SH2-4 21 FC4-6 55 SH2-4				(1,2) K			6	2	2	3	0	1	4						
3 Michael Cuddyer, R OBP: 0.333, SLG: 0.462	(1,9) 1-1 55 G5-3 1B		(0,3) K		(2,2) E5 21 FC4-6 55 SH2-4				(0,2) G5-3			6	1	1	1	0	1	2						
55 Ramon Hernandez, R OBP: 0.284, SLG: 0.531	(1,2) 1-1 G5-3		(1,3) K		(0,0) SH2-4				(4,1) G6-3			3	0	0	0	1	1	2						
Dexter Fowler, S OBP: 0.330, SLG: 0.449	(1,8) 1-0 2H 1B		(0,0) L8		(4,2) 21 FC4-6 BB				(0,0) F7			3	0	1	2	2	0	1						
66 Guillermo Moscoso, R ERA: 11.57	IP: 6.0 WLS: 28 BF: 7	H: 6 R: 7 ER: 6 SO: 6	BB: 3 IBB: 0 HBP: 0 BLK: 0	WP: 0 HR: 1 S: 60 P: 96	ERA: 9.00 WHIP: 1.500			PITCHER	15 Tim Hudson, R ERA: 6.55	IP: 6.0 WLS: 7 BF: 6	H: 0 R: 0 ER: 0 SO: 1	BB: 2 IBB: 0 HBP: 0 BLK: 0	WP: 0 HR: 0 S: 15 P: 26	ERA: 0.00 WHIP: 1.200										
21 Victor Colon, L ERA: 2.7	IP: 1.1 WLS: 6 BF: 1	H: 0 R: 0 ER: 0 SO: 2	BB: 0 IBB: 1 HBP: 0 BLK: 0	WP: 0 HR: 0 S: 11 P: 21	ERA: 0.00 WHIP: 0.750			34 Eric O'Flaherty, L ERA: 6.52	IP: 1.1 WLS: 5 BF: 0	H: 0 R: 0 ER: 0 SO: 0	BB: 2 IBB: 0 HBP: 0 BLK: 0	WP: 0 HR: 0 S: 9 P: 20	ERA: 0.00 WHIP: 2.000											
49 Rex Brothers, L ERA: 3.6	IP: 1.0 WLS: 5 BF: 1	H: 0 R: 1 ER: 1 SO: 1	BB: 0 IBB: 1 HBP: 0 BLK: 0	WP: 0 HR: 0 S: 14 P: 23	ERA: 9.00 WHIP: 2.000			46 Craig Kimbrel, R ERA: 3.27	IP: 1.0 WLS: 5 BF: 1	H: 1 R: 1 ER: 1 SO: 1	BB: 0 IBB: 0 HBP: 0 BLK: 0	WP: 0 HR: 0 S: 14 P: 23	ERA: 0.00 WHIP: 0.000											
Inning Stats	R: 5 E: 0 K: 1 S: 17	H: 4 LOB: 1 BB: 2 P: 29	R: 0 E: 0 K: 1 S: 7	H: 0 LOB: 0 BB: 0 P: 12	R: 0 E: 0 K: 1 S: 9	H: 0 LOB: 0 BB: 0 P: 13	R: 0 E: 0 K: 2 S: 7	H: 0 LOB: 0 BB: 0 P: 9	R: 1 E: 0 K: 0 S: 11	H: 1 LOB: 1 BB: 1 P: 18	R: 0 E: 0 K: 1 S: 9	H: 0 LOB: 1 BB: 1 P: 16	R: 0 E: 0 K: 1 S: 10	H: 0 LOB: 1 BB: 1 P: 15	R: 0 E: 0 K: 1 S: 7	H: 1 LOB: 3 BB: 1 P: 16	R: 0 E: 0 K: 0 S: 9	H: 0 LOB: 2 BB: 2 P: 20	R: 1 E: 0 K: 1 S: 14	H: 1 LOB: 1 BB: 1 P: 23	1B: 5 2B: 2 3B: 0 HR: 1	SF: 0 SAC: 2 DP: 0 HBP: 0	WP: 0 PB: 0 SB: 0 CS: 0	PA: 51
PITCHER	15 Tim Hudson, R ERA: 6.55	IP: 6.0 WLS: 7 BF: 6	H: 0 R: 0 ER: 0 SO: 1	BB: 2 IBB: 0 HBP: 0 BLK: 0	WP: 0 HR: 0 S: 15 P: 26	ERA: 0.00 WHIP: 1.200			34 Eric O'Flaherty, L ERA: 6.52	IP: 1.1 WLS: 5 BF: 0	H: 0 R: 0 ER: 0 SO: 0	BB: 2 IBB: 0 HBP: 0 BLK: 0	WP: 0 HR: 0 S: 9 P: 20	ERA: 0.00 WHIP: 2.000										

Atlanta Braves @ Colorado Rockies
Coors Field, Denver, CO
Fri May 04 2012, 6:43 PM - 10:42 PM MDT
Att: 33,184 - Clear - 86 F

livebaseballscorecards.com

AB 40
R 8
H 8
RBI 8
BB 9
SO 10
LOB 22

ROCKIES

Batter	1	2	3	4	5	6	7	8	9	AB	R	H	RBI	BB	SO	LOB	TOP										
24 Michael Bourn, L OBP: 0.398, SLG: 0.408										5	3	2	1	1	0	2											
10 Chipper Jones, S OBP: 0.370, SLG: 0.576										6	1	3	5	0	1	3											
5 Freddie Freeman, L OBP: 0.306, SLG: 0.495										5	0	0	2	0	1	3											
16 Brian McCann, L OBP: 0.313, SLG: 0.438										4	0	2	1	1	0	2											
26 Dan Uggla, R OBP: 0.347, SLG: 0.393										5	0	1	0	0	1	3											
23 Matt Diaz, R OBP: 0.405, SLG: 0.533										4	2	3	1	0	0	2											
32 Chad Durbin, R										0	0	0	0	0	0	0											
20 Eric Hinske, L OBP: 0.432, SLG: 0.543										1	0	0	0	0	0	0											
34 Eric O'Flaherty, L										0	0	0	0	0	0	0											
61 Livan Hernandez, R										0	0	0	0	0	0	0											
22 Jason Heyward, L OBP: 0.366, SLG: 0.455										3	2	1	1	2	0	1											
1 Tyler Pastornicky, R OBP: 0.317, SLG: 0.390										5	1	1	0	0	0	5											
36 Mike Minor, R OBP: 0.071, SLG: 0.071										2	1	1	0	0	0	0											
25 Juan Francisco, L OBP: 0.239, SLG: 0.488										0	1	0	0	0	0	0											
50 Cristhian Martinez, R										0	0	0	0	0	0	0											
14 Martin Prado, R OBP: 0.354, SLG: 0.414										0	2	0	0	1	0	0											
Inning Stats	R: 0 E: 0 K: 0 S: 4	H: 1 LOB: 0 BB: 0 P: 9	R: 0 E: 0 K: 0 S: 10	H: 2 LOB: 2 BB: 1 P: 19	R: 1 E: 2 K: 0 S: 10	H: 0 LOB: 1 BB: 0 P: 15	R: 0 E: 0 K: 0 S: 7	H: 1 LOB: 1 BB: 0 P: 8	R: 2 E: 0 K: 1 S: 13	H: 3 LOB: 1 BB: 0 P: 21	R: 5 E: 0 K: 0 S: 20	H: 5 LOB: 1 BB: 2 P: 39	R: 4 E: 1 K: 0 S: 14	H: 2 LOB: 1 BB: 2 P: 32	R: 0 E: 0 K: 0 S: 7	H: 0 LOB: 0 BB: 0 P: 9	R: 1 E: 1 K: 2 S: 13	H: 0 LOB: 1 BB: 1 P: 22	1B: 11 2B: 1 3B: 0 HR: 2	SF: 1 DP: 3 HBP: 1	WP: 1 PB: 0 SB: 0 CS: 0	PA: 48					
PITCHER	IP	WLS	BF	H	R	ER	SO	BB	IBB	HBP	BLK	WP	HR	S	P	ERA	WHIP										
50 Jamie Moyer, L ERA: 4.01	5.0		26	10	6	5	1	1	0	0	0	0	2	52	86	9.00	2.200										
48 Esmil Rogers, R ERA: 8.36	1.1	L	10	3	5	5	0	2	1	1	0	1	0	20	43	33.75	3.750										
49 Rex Brothers, L ERA: 4.22	0.2		4	1	1	1	0	1	0	0	0	0	0	6	14	13.50	3.000										
59 Carlos Torres, R ERA	1.0		3	0	0	0	0	0	0	0	0	0	0	7	9	0.00	0.000										
61 Edgmer Escalona, R ERA: 8.53	1.0		5	0	1	0	2	1	0	0	0	0	0	13	22	0.00	1.000										

Atlanta Braves @ Colorado Rockies
Coors Field, Denver, CO
Sat May 05 2012, 6:11 PM - 10:47 PM MDT
Att: 40,013 - Cloudy - 77 F

AB 40
R 13
H 14
RBI 11
BB 6
SO 3
LOB 21



Batter	1	2	3	4	5	6	7	8	9	AB	R	H	RBI	BB	SO	LOB	BOTTOM										
19 Marco Scutaro, R OBP: 0.321, SLG: 0.337										5	1	1	0	0	1	3											
59 Carlos Torres, R										3	1	0	0	1	2	2											
61 Edgmer Escalona, R										1	0	0	0	0	0	0											
Dexter Fowler, S OBP: 0.308, SLG: 0.432										4	0	4	2	1	0	0											
49 Rex Brothers, L										0	0	0	0	0	0	0											
18 Jonathan Herrera, S OBP: 0.357, SLG: 0.500										1	0	0	0	0	0	0											
5 Carlos González, L OBP: 0.400, SLG: 0.624										4	0	4	2	1	0	0											
2 Troy Tulowitzki, R OBP: 0.336, SLG: 0.441										5	1	1	0	0	0	5											
17 Todd Helton, L OBP: 0.330, SLG: 0.500										4	1	1	0	1	0	2											
3 Michael Cuddyer, R OBP: 0.346, SLG: 0.495										4	2	2	4	1	2	0											
20 Wilin Rosario, R OBP: 0.250, SLG: 0.595										4	2	2	4	1	2	0											
10 Chris Nelson, R OBP: 0.338, SLG: 0.311										5	2	2	3	0	1	1											
50 Jamie Moyer, L ERA: 5.97										3	0	1	0	2	1	0											
48 Esmil Rogers, R ERA: 7.36										2	1	1	0	0	1	2											
21 Tyler Colvin, L OBP: 0.326, SLG: 0.558										0	0	0	0	0	0	0											
Inning Stats	R: 4 E: 0 K: 1 S: 16	H: 2 LOB: 2 BB: 0 P: 28	R: 2 E: 0 K: 1 S: 13	H: 3 LOB: 0 BB: 0 P: 23	R: 0 E: 0 K: 1 S: 9	H: 2 LOB: 2 BB: 1 P: 17	R: 0 E: 0 K: 1 S: 7	H: 1 LOB: 1 BB: 0 P: 9	R: 2 E: 0 K: 0 S: 11	H: 2 LOB: 1 BB: 1 P: 21	R: 0 E: 0 K: 1 S: 7	H: 0 LOB: 0 BB: 1 P: 12	R: 1 E: 0 K: 1 S: 13	H: 1 LOB: 2 BB: 2 P: 24	R: 0 E: 0 K: 0 S: 11	H: 2 LOB: 1 BB: 0 P: 16	R: 0 E: 0 K: 2 S: 9	H: 0 LOB: 0 BB: 0 P: 13	1B: 9 2B: 1 3B: 0 HR: 3	SF: 0 DP: 2 HBP: 0	WP: 0 PB: 0 SB: 0 CS: 0	PA: 44					
PITCHER	IP	WLS	BF	H	R	ER	SO	BB	IBB	HBP	BLK	WP	HR	S	P	ERA	WHIP										
36 Mike Minor, L ERA: 5.97	5.0		28	10	8	8	4	3	1	0	0	0	2	56	98	14.40	2.600										
50 Cristhian Martinez, R ERA: 3.65	1.0	W	3	0	0	0	1	1	0	0	0	0	0	7	12	0.00	1.000										
32 Chad Durbin, R ERA: 7.36	1.0		6	1	1	1	1	2	0	0	0	0	1	13	24	9.00	3.000										
34 Eric O'Flaherty, L ERA: 6.3	0.1	H	2	1	0	0	0	0	0	0	0	0	0	5	7	0.00	3.000										
61 Livan Hernandez, R ERA: 3.72	1.2	S	5	1	0	0	2	0	0	0	0	0	0	15	22	0.00	0.600										

Atlanta Braves @ Colorado Rockies
Coors Field, Denver, CO
Sat May 05 2012, 6:11 PM - 10:47 PM MDT
Att: 40,013 - Cloudy - 77 F

AB 36
R 9
H 13
RBI 9
BB 7
SO 8
LOB 15



Batter	1	2	3	4	5	6	7	8	9	AB	R	H	RBI	BB	SO	LOB	TOP							
24 Michael Bourn, L (1,8) OBP: 0.404, SLG: 0.405										2	0	1	0	2	1	0	<p>Atlanta Braves @ Chicago Cubs Wrigley Field, Chicago, IL Mon May 07 2012, 7:09 PM - 9:53 PM CDT Att: 36,307 - Overcast - 56 F</p>							
14 Martin Prado, R (1,7) OBP: 0.347, SLG: 0.396										3	0	0	0	1	0	2								
5 Freddie Freeman, L (1,3) OBP: 0.318, SLG: 0.530										3	0	0	0	1	0	2								
16 Brian McCann, L (1,2) OBP: 0.301, SLG: 0.419										4	0	0	0	0	3	3								
26 Dan Uggla, R (1,4) OBP: 0.341, SLG: 0.409										4	0	0	0	0	3	2								
10 Chipper Jones, S (1,5) OBP: 0.377, SLG: 0.586										4	0	2	0	0	0	0								
22 Jason Heyward, L (1,9) OBP: 0.376, SLG: 0.473										3	1	1	1	0	1	2								
1 Tyler Pastornicky, R (1,6) OBP: 0.311, SLG: 0.376										4	0	2	0	0	0	1								
48 Tommy Hanson, R (1,1) OBP: 0.167, SLG: 0.091										2	0	0	0	0	2	1								
20 Eric Hinske, L (7,PH) OBP: 0.421, SLG: 0.528										1	0	0	0	0	0	2								
34 Eric O'Flaherty, L (7,1) OBP: 0.395, SLG: 0.462										0	0	0	0	0	0	0								
32 Chad Durbin, R (8,1) OBP: 0.395, SLG: 0.516										0	0	0	0	0	0	0								
23 Matt Diaz, R (9,PH) OBP: 0.311, SLG: 0.376										1	0	0	0	0	1	1								
Inning Stats	R: 0 E: 0 K: 2 S: 12	H: 0 LOB: 1 BB: 1 P: 20	R: 1 E: 0 K: 2 S: 12	H: 2 LOB: 1 BB: 0 P: 20	R: 0 E: 0 K: 0 S: 12	H: 1 LOB: 0 BB: 0 P: 16	R: 0 E: 0 K: 0 S: 6	H: 1 LOB: 1 BB: 0 P: 12	R: 0 E: 0 K: 1 S: 11	H: 0 LOB: 0 BB: 0 P: 16	R: 0 E: 0 K: 2 S: 9	H: 0 LOB: 0 BB: 0 P: 14	R: 0 E: 0 K: 0 S: 4	H: 1 LOB: 1 BB: 0 P: 7	R: 0 E: 0 K: 2 S: 13	H: 0 LOB: 2 BB: 2 P: 25	R: 0 E: 0 K: 2 S: 13	H: 1 LOB: 1 BB: 0 P: 20	1B: 4 2B: 2 3B: 0 HR: 1	SF: 0 SAC: 0 DP: 2 HBP: 1	WP: 1 PB: 0 SB: 2 CS: 0	PA: 36		
PITCHER	IP: 7.0 WLS: W BF: 27 ERA: 3.03	H: 5 R: 1 ER: 1 SO: 7	BB: 2 IBB: 0 HBP: 1 BLK: 0	WP: 0 HR: 1 S: 66 P: 105	ERA: 1.29 WHIP: 1.000	IP: 1.0 WLS: H BF: 5 ERA: 5.09	H: 0 R: 0 ER: 0 SO: 2	BB: 2 IBB: 0 HBP: 0 BLK: 0	WP: 1 HR: 0 S: 13 P: 25	ERA: 0.00 WHIP: 2.000	IP: 1.0 WLS: 4 BF: 4 ERA: 0.79	H: 1 R: 0 ER: 0 SO: 2	BB: 0 IBB: 0 HBP: 0 BLK: 0	WP: 0 HR: 0 S: 13 P: 20	ERA: 0.00 WHIP: 1.000									

Batter	1	2	3	4	5	6	7	8	9	AB	R	H	RBI	BB	SO	LOB	BOTTOM						
9 David DeJesus, L (1,9) OBP: 0.359, SLG: 0.313										3	1	0	0	1	0	0	<p>Atlanta Braves @ Chicago Cubs Wrigley Field, Chicago, IL Mon May 07 2012, 7:09 PM - 9:53 PM CDT Att: 36,307 - Overcast - 56 F</p>						
1 Tony Campagna, L (1,8) OBP: 0.395, SLG: 0.409										4	0	2	0	0	0	0							
13 Starlin Castro, R (1,6) OBP: 0.363, SLG: 0.462										4	0	2	1	0	1	2							
6 Bryan LaHair, L (1,3) OBP: 0.479, SLG: 0.800										3	1	1	1	1	1	1							
2 Ian Stewart, L (1,5) OBP: 0.283, SLG: 0.354										3	1	1	1	1	1	3							
5 Reed Johnson, R (1,7) OBP: 0.250, SLG: 0.325										3	0	0	0	0	0	0							
15 Darwin Barney, R (1,4) OBP: 0.287, SLG: 0.343										4	1	1	0	0	1	2							
18 Geovany Soto, R (1,2) OBP: 0.259, SLG: 0.333										4	1	2	2	0	0	0							
29 Jeff Samardzija, R (1,1) OBP: 0.300, SLG: 0.308										2	0	0	0	0	0	1							
3 Jeff Baker, R (7,PH) OBP: 0.300, SLG: 0.308										1	0	0	0	0	0	0							
49 Carlos Marmol, R (8,1) OBP: 0.395, SLG: 0.462										0	0	0	0	0	0	0							
45 Adrian Cardenas, L (8,PH) OBP: 0.395, SLG: 0.516										0	0	0	0	0	0	0							
40 James Russell, L (9,1) OBP: 0.311, SLG: 0.376										0	0	0	0	0	0	0							
Inning Stats	R: 0 E: 0 K: 1 S: 10	H: 0 LOB: 0 BB: 0 P: 16	R: 0 E: 0 K: 0 S: 7	H: 0 LOB: 1 BB: 1 P: 13	R: 0 E: 0 K: 0 S: 15	H: 1 LOB: 2 BB: 1 P: 24	R: 2 E: 0 K: 1 S: 11	H: 3 LOB: 1 BB: 0 P: 15	R: 0 E: 0 K: 1 S: 9	H: 0 LOB: 0 BB: 0 P: 9	R: 1 E: 0 K: 1 S: 12	H: 2 LOB: 3 BB: 1 P: 22	R: 2 E: 0 K: 0 S: 14	H: 2 LOB: 0 BB: 0 P: 19	1B: 5 2B: 1 3B: 0 HR: 3	SF: 0 SAC: 0 DP: 1 HBP: 2	WP: 0 PB: 0 SB: 0 CS: 0	PA: 37					
PITCHER	IP: 6.0 WLS: L BF: 25 ERA: 3.63	H: 2 R: 2 ER: 2 SO: 3	BB: 2 IBB: 0 HBP: 1 BLK: 0	WP: 0 HR: 2 S: 58 P: 91	ERA: 3.00 WHIP: 1.167	IP: 1.0 WLS: 7 BF: 2 ERA: 6.55	H: 2 R: 1 ER: 1 SO: 1	BB: 1 IBB: 0 HBP: 1 BLK: 0	WP: 0 HR: 12 S: 22 P: 22	ERA: 9.00 WHIP: 3.000	IP: 1.0 WLS: 5 BF: 2 ERA: 8.25	H: 2 R: 2 ER: 2 SO: 0	BB: 0 IBB: 0 HBP: 0 BLK: 0	WP: 0 HR: 14 S: 19 P: 19	ERA: 18.00 WHIP: 2.000								

AB 31
R 1
H 6
RBI 1
BB 4
SO 11
LOB 16



AB 32
R 5
H 9
RBI 5
BB 3
SO 4
LOB 9



Batter	1	2	3	4	5	6	7	8	9	AB	R	H	RBI	BB	SO	LOB	TOP									
24 Michael Bourn, L (1,8) OBP: 0.397, SLG: 0.397	G3		P5					K	K	5 1 1 0 0 2 2																
14 Martin Prado, R (1,7) OBP: 0.360, SLG: 0.404	1B							FC4-6	K	3 0 2 0 1 0 1																
5 Freddie Freeman, L (1,3) OBP: 0.308, SLG: 0.512	K							FC4-6	K	4 1 0 0 0 1 4																
16 Brian McCann, L (1,2) OBP: 0.308, SLG: 0.411	L3							FC4-6	K	2 0 0 0 2 0 2																
26 Dan Uggla, R (1,4) OBP: 0.353, SLG: 0.420								BB		4 0 3 2 0 1 1																
10 Chipper Jones, S (1,5) OBP: 0.386, SLG: 0.554	F8							1B		4 0 0 0 0 0 6																
22 Jason Heyward, L (1,9) OBP: 0.372, SLG: 0.485	K							P2		4 1 1 0 0 2 1																
1 Tyler Pastornicky, R (1,6) OBP: 0.301, SLG: 0.368								PO		2 0 0 1 0 1 0							AB 33									
2 Jack Wilson, R (8,6) OBP: 0.189, SLG: 0.171								P6		1 0 1 0 0 0 0							R 3									
40 Randall Delgado, R (1,1) OBP: 0.386, SLG: 0.320								G5-3		2 0 0 1 0 1 0							H 9									
34 Eric O'Flaherty, L (6,1)								P6		1 0 1 0 0 0 0							RBI 3									
25 Juan Francisco, L (7,PH)								G1-6-3		0 0 0 0 0 0 0							BB 3									
54 Kris Medlen, R (7,PH)										0 0 0 0 0 0 0							SO 8									
39 Jonny Venters, L (8,1)										0 0 0 0 0 0 0							LOB 18									
20 Eric Hinske, L (8,PH)										0 0 0 0 0 0 0																
46 Craig Kimbrel, R (9,1)										0 0 0 0 0 0 0																
Inning Stats	R: 0 H: 1 E: 0 K: 1 S: 11	H: 1 LOB: 1 BB: 0 P: 19	R: 0 H: 0 E: 0 K: 1 S: 7	H: 1 LOB: 1 BB: 0 P: 12	R: 0 H: 0 E: 0 K: 2 S: 10	H: 0 LOB: 0 BB: 0 P: 14	R: 0 H: 2 E: 0 K: 0 S: 9	H: 2 LOB: 2 BB: 0 P: 16	R: 1 H: 2 E: 0 K: 1 S: 9	H: 2 LOB: 1 BB: 0 P: 10	R: 0 H: 0 E: 0 K: 1 S: 10	H: 0 LOB: 0 BB: 0 P: 19	R: 0 H: 0 E: 0 K: 1 S: 7	H: 0 LOB: 0 BB: 0 P: 12	R: 2 H: 2 E: 0 K: 0 S: 9	H: 2 LOB: 1 BB: 2 P: 22	R: 0 H: 1 E: 0 K: 1 S: 13	H: 1 LOB: 1 BB: 0 P: 18	1B: 8 2B: 1 3B: 1 HR: 0	SF: 1 SAC: 0 DP: 1 HBP: 0	WP: 0 PB: 0 SB: 1 CS: 1	PA: 38				
PITCHER	IP WLS BF H R ER SO BB IBB HBP BLK WP HR S P ERA WHIP																									
46 Ryan Dempster, R (1,1) ERA: 1.02	7.0	L	27	6	1	1	7	1	0	0	0	0	0	0	0	63	102	1.29	1.000							
34 Kerry Wood, R (8,1) ERA: 14.54	1.0	L	6	2	2	2	0	2	0	0	0	0	0	0	0	9	22	18.00	4.000							
54 Shawn Camp, R (9,1) ERA: 3.38	1.0		4	1	0	0	1	0	0	0	0	0	0	0	0	13	18	0.00	1.000							

Atlanta Braves @ Chicago Cubs
Wrigley Field, Chicago, IL
Tue May 08 2012, 7:07 PM - 9:53 PM CDT
Att: 38,523 - Partly Cloudy - 66 F

AB 33
R 3
H 9
RBI 3
BB 3
SO 8
LOB 18



Batter	1	2	3	4	5	6	7	8	9	AB	R	H	RBI	BB	SO	LOB	BOTTOM									
9 David DeJesus, L (1,9) OBP: 0.372, SLG: 0.333	G3							FC1-6		3 0 2 0 1 0 0																
1 Tony Campana, L (1,8) OBP: 0.385, SLG: 0.396	G5-3							BB		4 1 1 0 0 1 2																
13 Starlin Castro, R (1,6) OBP: 0.359, SLG: 0.455	F8							1B		4 0 1 0 0 0 1																
6 Bryan LaHair, L (1,3) OBP: 0.470, SLG: 0.771								G4-6-3		3 0 0 0 1 0 4																
12 Alfonso Soriano, R (1,7) OBP: 0.276, SLG: 0.303	K							BB		3 0 1 1 1 2 1																
2 Ian Stewart, L (1,5) OBP: 0.273, SLG: 0.340	G3							2B		4 0 0 0 0 2 4																
18 Geovany Soto, R (1,2) OBP: 0.247, SLG: 0.316	K							G5-3		4 0 0 0 0 2 3																
45 Adrian Cardenas, L (1,4)								P2		3 0 0 0 0 0 0																
46 Ryan Dempster, R (1,1)								F9		2 0 0 0 0 0 0																
5 Reed Johnson, R (7,PH)								G5-3		1 0 0 0 0 0 0																
34 Kerry Wood, R (8,1)								G5-3		0 0 0 0 0 0 0																
54 Shawn Camp, R (9,1)								G5-3		0 0 0 0 0 0 0																
Inning Stats	R: 0 H: 0 E: 0 K: 0 S: 9	H: 0 LOB: 0 BB: 0 P: 13	R: 0 H: 0 E: 0 K: 2 S: 15	H: 0 LOB: 1 BB: 1 P: 25	R: 0 H: 1 E: 0 K: 1 S: 8	H: 1 LOB: 0 BB: 0 P: 12	R: 0 H: 0 E: 0 K: 2 S: 13	H: 0 LOB: 2 BB: 1 P: 23	R: 0 H: 0 E: 0 K: 0 S: 5	H: 0 LOB: 0 BB: 1 P: 11	R: 1 H: 2 E: 0 K: 0 S: 13	H: 2 LOB: 1 BB: 0 P: 21	R: 0 H: 0 E: 0 K: 0 S: 7	H: 0 LOB: 0 BB: 0 P: 10	R: 0 H: 2 E: 0 K: 0 S: 8	H: 2 LOB: 1 BB: 0 P: 11	R: 0 H: 0 E: 0 K: 2 S: 11	H: 0 LOB: 0 BB: 0 P: 14	1B: 3 2B: 2 3B: 0 HR: 0	SF: 0 SAC: 0 DP: 1 HBP: 0	WP: 0 PB: 0 SB: 0 CS: 1	PA: 35				
PITCHER	IP WLS BF H R ER SO BB IBB HBP BLK WP HR S P ERA WHIP																									
40 Randall Delgado, R (1,1) ERA: 4.54	5.2		23	3	1	1	5	3	0	0	0	0	0	0	0	61	101	1.59	1.059							
34 Eric O'Flaherty, L (6,1) ERA: 6.35	0.1		1	0	0	0	0	0	0	0	0	0	0	0	2	4	0.00	0.000								
54 Kris Medlen, R (7,1) ERA: 2.55	1.0	W	3	0	0	0	0	0	0	0	0	0	0	0	7	10	0.00	0.000								
39 Jonny Venters, L (8,1) ERA: 1.59	1.0	H	4	2	0	0	0	0	0	0	0	0	0	0	8	11	0.00	2.000								
46 Craig Kimbrel, R (9,1) ERA: 3.0	1.0	S	3	0	0	0	2	0	0	0	0	0	0	0	11	14	0.00	0.000								

Atlanta Braves @ Chicago Cubs
Wrigley Field, Chicago, IL
Tue May 08 2012, 7:07 PM - 9:53 PM CDT
Att: 38,523 - Partly Cloudy - 66 F

AB 31
R 1
H 5
RBI 1
BB 3
SO 7
LOB 15



Batter	1	2	3	4	5	6	7	8	9	AB	R	H	RBI	BB	SO	LOB	TOP					
24 Michael Bourn, L (1.8) OBP: 0.387, SLG: 0.385	G4-3		G1-3			G6-3		G4-3		4	0	0	0	0	0	0	Atlanta Braves @ Chicago Cubs Wrigley Field, Chicago, IL Wed May 09 2012, 1:22 PM - 3:27 PM CDT Att: 31,904 - Partly Cloudy - 52 F					
14 Martin Prado, R (1.7) OBP: 0.364, SLG: 0.425	K			G4-3		G4-3		G4-3		4	0	2	0	0	1	0						
5 Freddie Freeman, L (1.3) OBP: 0.321, SLG: 0.512					G4-3		G4-3			2	0	1	0	2	0	1						
26 Dan Uggla, R (1.4) OBP: 0.350, SLG: 0.410	F8			G6-4-3				F9		3	0	0	0	1	0	4						
10 Chipper Jones, S (1.5) OBP: 0.341, SLG: 0.526		G6-3			G4-3		L4			4	0	0	0	0	0	2						
22 Jason Heyward, L (1.9) OBP: 0.368, SLG: 0.470	G4-3							G5-3		3	0	0	0	1	0	0						
8 David Ross, R (1.2) OBP: 0.379, SLG: 0.500								G6-3		3	0	1	0	0	1	0						
16 Brian McCann, L (0. PH) OBP: 0.306, SLG: 0.406	K									1	0	0	0	0	0	0						
2 Jack Wilson, R (1.6) OBP: 0.175, SLG: 0.158										3	0	0	0	0	0	2						
54 Kris Medlen, S (8.1) OBP: 1.000, SLG: 1.000										0	0	0	0	0	0	0						
15 Tim Hudson, R (1.1) OBP: 0.258, SLG: 0.354								K		2	0	0	0	0	1	2						
1 Tyler Pastornicky, R (8. PH) OBP: 0.258, SLG: 0.354										1	0	0	0	0	1	0						
Inning Stats	R: 0 E: 0 K: 1 S: 7	H: 1 LOB: 1 P: 9	R: 0 E: 0 K: 1 S: 10	H: 0 LOB: 0 BB: 0 P: 14	R: 0 E: 0 K: 1 S: 7	H: 0 LOB: 0 BB: 0 P: 8	R: 0 E: 0 K: 0 S: 7	H: 0 LOB: 0 BB: 1 P: 15	R: 0 E: 0 K: 0 S: 14	H: 1 LOB: 2 BB: 1 P: 22	R: 0 E: 0 K: 0 S: 13	H: 1 LOB: 2 BB: 1 P: 20	R: 0 E: 0 K: 0 S: 6	H: 0 LOB: 0 BB: 0 P: 7	R: 0 E: 0 K: 1 S: 12	H: 1 LOB: 2 BB: 1 P: 20	R: 0 E: 0 K: 0 S: 9	H: 0 LOB: 0 BB: 0 P: 14	1B: 2 2B: 2 3B: 0 HR: 0	SF: 0 SAC: 0 DP: 1 HBP: 0	WP: 0 PB: 0 SB: 0 CS: 0	PA: 34
PITCHER	IP WLS BF H R ER SO BB IBB HBP BLK WP HR S P ERA WHIP	7.0 W 26 3 0 0 3 3 0 0 0 0 0 64 95 0.00 0.857	1.0 H 5 1 0 0 1 1 0 0 0 0 0 12 20 0.00 2.000	1.0 S 3 0 0 0 0 0 0 0 0 0 0 9 14 0.00 0.000	PITCHER										IP WLS BF H R ER SO BB IBB HBP BLK WP HR S P ERA WHIP							

AB	30
R	0
H	4
RBI	0
BB	4
SO	4
LOB	11



Batter	1	2	3	4	5	6	7	8	9	AB	R	H	RBI	BB	SO	LOB	BOTTOM			
9 David DeJesus, L (1.9) OBP: 0.371, SLG: 0.333	G4-3			F7						3	1	1	0	0	0	0	Atlanta Braves @ Chicago Cubs Wrigley Field, Chicago, IL Wed May 09 2012, 1:22 PM - 3:27 PM CDT Att: 31,904 - Partly Cloudy - 52 F			
1 Tony Campana, L (1.8) OBP: 0.370, SLG: 0.380	G3			G1-3						2	0	0	0	0	0	0				
13 Starlin Castro, R (1.6) OBP: 0.359, SLG: 0.468	G5-3									3	0	1	0	0	0	1				
6 Bryan LaHair, L (1.3) OBP: 0.476, SLG: 0.767					G3					3	0	2	1	0	0	0				
2 Ian Stewart, L (1.5) OBP: 0.265, SLG: 0.330					G4-3					3	0	0	0	0	0	2				
18 Geovany Soto, R (1.2) OBP: 0.235, SLG: 0.304					G6-3					3	0	0	0	0	0	0				
45 Adrian Cardenas, L (1.7) OBP: 0.235, SLG: 0.304										3	0	0	0	0	1	0				
48 Rafael Dolis, R (0.1) OBP: 0.235, SLG: 0.304										0	0	0	0	0	0	0				
15 Darwin Barney, R (1.4) OBP: 0.288, SLG: 0.343										3	0	1	0	0	0	0				
28 Paul Maholm, L (1.1) OBP: 0.288, SLG: 0.343										2	0	0	0	0	1	1				
40 James Russell, L (8.1) OBP: 0.288, SLG: 0.343										0	0	0	0	0	0	0				
5 Reed Johnson, R (0.7) OBP: 0.244, SLG: 0.317										0	0	0	0	0	0	0				
Inning Stats	R: 0 E: 0 K: 0 S: 7	H: 0 LOB: 0 P: 9	R: 0 E: 0 K: 0 S: 8	H: 1 LOB: 0 BB: 0 P: 11	R: 0 E: 0 K: 1 S: 7	H: 0 LOB: 0 BB: 0 P: 12	R: 0 E: 0 K: 0 S: 9	H: 1 LOB: 1 BB: 0 P: 12	R: 0 E: 0 K: 0 S: 5	H: 0 LOB: 0 BB: 0 P: 6	R: 0 E: 0 K: 0 S: 7	H: 1 LOB: 0 BB: 0 P: 11	R: 1 E: 0 K: 0 S: 9	H: 2 LOB: 1 BB: 0 P: 12	R: 0 E: 0 K: 1 S: 9	H: 0 LOB: 0 BB: 0 P: 10	1B: 4 2B: 0 3B: 1 HR: 0	SF: 0 SAC: 1 DP: 2 HBP: 0	WP: 0 PB: 0 SB: 0 CS: 0	PA: 26
PITCHER	IP WLS BF H R ER SO BB IBB HBP BLK WP HR S P ERA WHIP	7.0 L 23 5 1 1 1 0 0 0 0 0 0 9 10 0.00 0.000	PITCHER										IP WLS BF H R ER SO BB IBB HBP BLK WP HR S P ERA WHIP							



Batter	1	2	3	4	5	6	7	8	9	AB	R	H	RBI	BB	SO	LOB	TOP				
24 Michael Bourn, L (1.8) OBP: 0.399, SLG: 0.421										5	0	2	1	0	2	2					
14 Martin Prado, R (1.7) OBP: 0.363, SLG: 0.414										4	2	2	1	0	0	2					
5 Freddie Freeman, L (1.3) OBP: 0.340, SLG: 0.507										4	2	2	1	1	1	2					
26 Dan Uggla, R (1.4) OBP: 0.366, SLG: 0.452										4	1	1	1	1	2	3					
22 Jason Heyward, L (1.9) OBP: 0.353, SLG: 0.470										4	0	1	3	1	2	3					
25 Juan Francisco, L (1.5) OBP: 0.250, SLG: 0.442										3	0	0	0	0	0	2					
34 Eric O'Flaherty, L (6.1)										0	0	0	0	0	0	0					
20 Eric Hinske, L (6,PH) OBP: 0.390, SLG: 0.487										1	0	0	0	0	0	0					
2 Jack Wilson, R (6.6) OBP: 0.167, SLG: 0.150										1	0	0	0	0	0	2					
8 David Ross, R (1.2) OBP: 0.394, SLG: 0.517										3	1	1	0	1	2	1					
1 Tyler Pastornicky, R (1.6) OBP: 0.306, SLG: 0.368										4	1	1	0	0	0	3					
50 Cristhian Martinez, R (6.1)										0	0	0	0	0	0	0					
39 Jonny Venters, L (9.1)										0	0	0	0	0	0	0					
48 Tommy Hanson, R (1.1) OBP: 0.143, SLG: 0.077										2	0	0	0	0	1	1					
32 Chad Durbin, R (6.1)										0	0	0	0	0	0	0					
10 Chipper Jones, S (6.5) OBP: 0.367, SLG: 0.506										1	0	0	0	1	1	1					
Inning Stats	R: 0 E: 0 K: 2 S: 17	H: 1 LOB: 2 BB: 0 P: 26	R: 0 E: 0 K: 1 S: 10	H: 0 LOB: 1 BB: 1 P: 16	R: 3 E: 0 K: 2 S: 23	H: 2 LOB: 1 BB: 2 P: 39	R: 0 E: 0 K: 0 S: 10	H: 1 LOB: 1 BB: 0 P: 15	R: 0 E: 0 K: 1 S: 8	H: 0 LOB: 0 BB: 0 P: 11	R: 3 E: 0 K: 3 S: 22	H: 4 LOB: 1 BB: 0 P: 34	R: 1 E: 0 K: 0 S: 13	H: 1 LOB: 2 BB: 2 P: 24	R: 0 E: 1 K: 1 S: 7	H: 1 LOB: 1 BB: 0 P: 9	1B: 5 2B: 6 3B: 0 HR: 0	SF: 0 SAC: 0 DP: 2 HBP: 1	WP: 0 PB: 1 SB: 2 CS: 1	PA: 42	
PITCHER	IP WLS BF H R ER SO BB IBB HBP BLK WP HR S P ERA WHIP	IP WLS BF H R ER SO BB IBB HBP BLK WP HR S P ERA WHIP	IP WLS BF H R ER SO BB IBB HBP BLK WP HR S P ERA WHIP	IP WLS BF H R ER SO BB IBB HBP BLK WP HR S P ERA WHIP	IP WLS BF H R ER SO BB IBB HBP BLK WP HR S P ERA WHIP	IP WLS BF H R ER SO BB IBB HBP BLK WP HR S P ERA WHIP	IP WLS BF H R ER SO BB IBB HBP BLK WP HR S P ERA WHIP	IP WLS BF H R ER SO BB IBB HBP BLK WP HR S P ERA WHIP	IP WLS BF H R ER SO BB IBB HBP BLK WP HR S P ERA WHIP	IP WLS BF H R ER SO BB IBB HBP BLK WP HR S P ERA WHIP	IP WLS BF H R ER SO BB IBB HBP BLK WP HR S P ERA WHIP	IP WLS BF H R ER SO BB IBB HBP BLK WP HR S P ERA WHIP	IP WLS BF H R ER SO BB IBB HBP BLK WP HR S P ERA WHIP	IP WLS BF H R ER SO BB IBB HBP BLK WP HR S P ERA WHIP	IP WLS BF H R ER SO BB IBB HBP BLK WP HR S P ERA WHIP	IP WLS BF H R ER SO BB IBB HBP BLK WP HR S P ERA WHIP	IP WLS BF H R ER SO BB IBB HBP BLK WP HR S P ERA WHIP	IP WLS BF H R ER SO BB IBB HBP BLK WP HR S P ERA WHIP	IP WLS BF H R ER SO BB IBB HBP BLK WP HR S P ERA WHIP	IP WLS BF H R ER SO BB IBB HBP BLK WP HR S P ERA WHIP	
31 Lance Lynn, R (1.1) ERA: 1.81	6.0 L	25 4	3 4	3 3	7 3	0 3	0 0	1 0	0 0	0 0	77 121	4.50 1.67	1.167								
66 Victor Marte, R (7.1) ERA: 4.3	0.2	6	4	3	2	0	0	0	0	0	19	30	40.50	6.000							
46 Kyle McClellan, R (7.1) ERA: 4.2	1.1	7	1	1	1	2	0	0	0	0	16	28	6.75	2.250							
34 Marc Rzepczynski, L (9.1) ERA: 2.25	1.0	4	1	0	0	1	0	0	0	0	7	9	0.00	1.000							

Atlanta Braves @ St. Louis Cardinals
 Busch Stadium, St. Louis, MO
 Sun May 13 2012, 1:18 PM - 4:49 PM CDT
 Att: 45,729 - Sunny - 74 F

AB	36
R	7
H	10
RBI	7
BB	5
SO	11
LOB	22



Batter	1	2	3	4	5	6	7	8	9	AB	R	H	RBI	BB	SO	LOB	BOTTOM					
15 Rafael Furcal, S (1.6) OBP: 0.447, SLG: 0.519										3	0	3	0	1	0	0						
34 Marc Rzepczynski, L (9.1)										4	0	0	0	1	0	5						
13 Matt Carpenter, L (9,PH) OBP: 0.347, SLG: 0.506										4	0	0	0	1	0	5						
19 Jon Jay, L (1.8) OBP: 0.400, SLG: 0.446										4	0	0	0	1	0	5						
3 Carlos Beltrán, S (1.9) OBP: 0.406, SLG: 0.653										4	2	1	1	1	2	4						
21 Allen Craig, R (1.7) OBP: 0.413, SLG: 0.821										5	1	3	3	0	2	2						
12 Lance Berkman, S (1.3) OBP: 0.457, SLG: 0.464										5	0	1	0	0	3	4						
23 David Freese, R (1.5) OBP: 0.357, SLG: 0.513										4	0	0	0	0	1	2						
33 Daniel Descalso, L (1.4) ERA: 3.43										1	0	0	0	1	1	0						
7 Matt Holliday, R (6,PH) ERA: 3.43										0	0	0	0	0	1	2						
66 Victor Marte, R (7.1)										0	0	0	0	0	0	0						
46 Kyle McClellan, R (7.1)										0	0	0	0	0	0	0						
59 Skip Schumaker, L (6,PH) OBP: 0.336, SLG: 0.411										0	0	0	0	0	0	0						
48 Tony Cruz, R (1.2) OBP: 0.160, SLG: 0.200										4	0	1	0	0	1	1						
31 Lance Lynn, S (1.1) OBP: 0.167, SLG: 0.167										2	0	0	0	0	2	1						
27 Tyler Greene, R (6,PH) OBP: 0.275, SLG: 0.371										2	0	0	0	0	1	3						
Inning Stats	R: 0 E: 0 K: 3 S: 14	H: 0 LOB: 2 BB: 2 P: 28	R: 0 E: 0 K: 2 S: 10	H: 0 LOB: 0 BB: 0 P: 15	R: 0 E: 0 K: 1 S: 9	H: 1 LOB: 1 BB: 0 P: 13	R: 0 E: 0 K: 1 S: 6	H: 0 LOB: 0 BB: 0 P: 8	R: 0 E: 0 K: 2 S: 13	H: 1 LOB: 2 BB: 1 P: 23	R: 1 E: 0 K: 2 S: 16	H: 4 LOB: 3 BB: 0 P: 23	R: 0 E: 0 K: 2 S: 13	H: 2 LOB: 2 BB: 0 P: 18	R: 0 E: 0 K: 0 S: 5	H: 0 LOB: 0 BB: 0 P: 6	R: 3 E: 0 K: 1 S: 14	H: 2 LOB: 1 BB: 1 P: 21	1B: 7 2B: 1 3B: 0 HR: 2	SF: 0 SAC: 0 DP: 0 HBP: 0	WP: 1 PB: 0 SB: 2 CS: 0	PA: 41
PITCHER	IP WLS BF H R ER SO BB IBB HBP BLK WP HR S P ERA WHIP	IP WLS BF H R ER SO BB IBB HBP BLK WP HR S P ERA WHIP	IP WLS BF H R ER SO BB IBB HBP BLK WP HR S P ERA WHIP	IP WLS BF H R ER SO BB IBB HBP BLK WP HR S P ERA WHIP	IP WLS BF H R ER SO BB IBB HBP BLK WP HR S P ERA WHIP	IP WLS BF H R ER SO BB IBB HBP BLK WP HR S P ERA WHIP	IP WLS BF H R ER SO BB IBB HBP BLK WP HR S P ERA WHIP	IP WLS BF H R ER SO BB IBB HBP BLK WP HR S P ERA WHIP	IP WLS BF H R ER SO BB IBB HBP BLK WP HR S P ERA WHIP	IP WLS BF H R ER SO BB IBB HBP BLK WP HR S P ERA WHIP	IP WLS BF H R ER SO BB IBB HBP BLK WP HR S P ERA WHIP	IP WLS BF H R ER SO BB IBB HBP BLK WP HR S P ERA WHIP	IP WLS BF H R ER SO BB IBB HBP BLK WP HR S P ERA WHIP	IP WLS BF H R ER SO BB IBB HBP BLK WP HR S P ERA WHIP	IP WLS BF H R ER SO BB IBB HBP BLK WP HR S P ERA WHIP	IP WLS BF H R ER SO BB IBB HBP BLK WP HR S P ERA WHIP	IP WLS BF H R ER SO BB IBB HBP BLK WP HR S P ERA WHIP	IP WLS BF H R ER SO BB IBB HBP BLK WP HR S P ERA WHIP	IP WLS BF H R ER SO BB IBB HBP BLK WP HR S P ERA WHIP	IP WLS BF H R ER SO BB IBB HBP BLK WP HR S P ERA WHIP		
48 Tommy Hanson, R (1.1) ERA: 7.82	5.0 W	23 5	1 1	0 0	0 0	0 0	0 0	0 0	0 0	0 0	1	2	0.00	0.000								
32 Chad Durbin, R (6.1) ERA: 7.82	0.1	H	1	0	0	0	0	0	0	0	0	1	2	0.00	0.000							
34 Eric O'Flaherty, L (6.1) ERA: 5.14	1.2	H	8	3	0	0	4	0	0	0	0	23	29	0.00	1.800							
50 Cristhian Martinez, R (8.1) ERA: 3.86	1.2	8	2	3	3	0	1	0	0	0	1	15	21	16.20	1.800							
39 Jonny Venters, L (9.1) ERA: 2.15	0.1	1	0	0	0	1	0	0	0	0	0	4	6	0.00	0.000							

Atlanta Braves @ St. Louis Cardinals
 Busch Stadium, St. Louis, MO
 Sun May 13 2012, 1:18 PM - 4:49 PM CDT
 Att: 45,729 - Sunny - 74 F

AB	37
R	4
H	10
RBI	4
BB	4
SO	14
LOB	24



Batter	1	2	3	4	5	6	7	8	9	AB	R	H	RBI	BB	SO	LOB	TOP							
2 Zack Cozart, R OBP: 0.303, SLG: 0.410										4	0	0	0	1	1	2								
6 Drew Stubbs, R OBP: 0.281, SLG: 0.348										5	0	1	1	0	1	2								
19 Joey Votto, L OBP: 0.465, SLG: 0.571										4	0	1	0	1	0	0								
4 Brandon Phillips, R OBP: 0.294, SLG: 0.360											4	0	1	0	1	0	2							
32 Jay Bruce, L OBP: 0.343, SLG: 0.631										4	0	1	0	1	1	3								
28 Chris Heisey, R OBP: 0.305, SLG: 0.364										4	0	3	0	0	0	1								
21 Todd Frazier, R OBP: 0.325, SLG: 0.514										4	1	1	0	0	1	4								
29 Ryan Hanigan, R OBP: 0.363, SLG: 0.351										4	1	2	1	0	0	0								
47 Johnny Cueto, R OBP: 0.067, SLG: 0.067										1	0	0	0	0	0	0								
43 Miguel Castro, R OBP: 0.278, SLG: 0.447										1	0	1	0	0	0	0								
31 Alfredo Simon, R ERA: 2.39										0	0	0	0	0	0	0								
25 Mike Costanzo, L ERA: 1.08										1	0	0	0	0	0	1								
60 J.J. Hoover, R ERA: 1.08										0	0	0	0	0	0	0								
48 Ryan Ludwick, R ERA: 2.55										1	0	0	0	0	0	2								
33 Jose Arredondo, R ERA: 2.55										0	0	0	0	0	0	0								
Inning Stats	R: 0 H: 0 E: 0 K: 0 S: 7	H: 0 LOB: 0 BB: 0 P: 11	R: 0 H: 1 E: 0 K: 1 S: 7	H: 1 LOB: 1 BB: 1 P: 14	R: 0 H: 0 E: 0 K: 1 S: 10	H: 0 LOB: 1 BB: 1 P: 17	R: 0 H: 2 E: 0 K: 0 S: 9	H: 2 LOB: 2 BB: 0 P: 15	R: 0 H: 1 E: 0 K: 1 S: 8	H: 1 LOB: 1 BB: 0 P: 12	R: 0 H: 1 E: 0 K: 0 S: 6	H: 1 LOB: 2 BB: 0 P: 10	R: 2 H: 4 E: 0 K: 0 S: 11	H: 4 LOB: 2 BB: 0 P: 17	R: 0 H: 2 E: 0 K: 1 S: 15	H: 2 LOB: 2 BB: 0 P: 21	R: 0 H: 0 E: 0 K: 0 S: 13	H: 0 LOB: 2 BB: 2 P: 26	1B: 9 2B: 2 3B: 0 HR: 0	SF: 0 SAC: 0 DP: 0 HBP: 0	WP: 0 PB: 0 CS: 0	PA: 41		
PITCHER	IP WLS BF H R ER SO BB IBB HBP BLK WP HR S P ERA WHIP	7.0 W 31 9 2 2 3 2 0 0 0 0 0 0 58 98 2.57 1.571	1.0 5 2 0 0 1 0 0 0 0 0 0 0 15 21 0.00 2.000	1.0 5 0 0 0 0 2 0 0 0 0 0 0 13 26 0.00 2.000																				

Cincinnati Reds @ Atlanta Braves
Turner Field, Atlanta, GA
Tue May 15 2012, 7:12 PM - 10:01 PM EDT
Att: 21,530 - Cloudy - 76 F

AB	37
R	2
H	11
RBI	2
BB	4
SO	4
LOB	17



Batter	1	2	3	4	5	6	7	8	9	AB	R	H	RBI	BB	SO	LOB	BOTTOM						
24 Michael Bourn, L OBP: 0.399, SLG: 0.432										5	2	3	0	0	2	0							
14 Martin Prado, R OBP: 0.374, SLG: 0.426										4	1	3	1	0	0	0							
10 Chipper Jones, S OBP: 0.368, SLG: 0.489										4	1	1	1	0	0	2							
26 Dan Uggla, R OBP: 0.360, SLG: 0.440										3	0	1	1	0	0	2							
16 Brian McCann, L OBP: 0.331, SLG: 0.432										3	1	2	1	1	0	0							
22 Jason Heyward, L OBP: 0.348, SLG: 0.463										4	0	1	1	0	0	2							
20 Eric Hinske, L OBP: 0.362, SLG: 0.432										3	0	0	0	1	1	2							
2 Jack Wilson, R OBP: 0.170, SLG: 0.156										4	0	1	0	0	1	5							
15 Tim Hudson, R ERA: 1.89										3	1	0	0	0	1	1							
54 Kris Medlen, S OBP: 1.000, SLG: 1.000										0	0	0	0	0	0	0							
25 Juan Francisco, L OBP: 0.246, SLG: 0.434										1	0	0	0	0	0	0							
46 Craig Kimbrel, R ERA: 2.55										0	0	0	0	0	0	0							
Inning Stats	R: 0 H: 0 E: 0 K: 1 S: 12	H: 0 LOB: 0 BB: 0 P: 18	R: 1 H: 1 E: 0 K: 1 S: 11	H: 1 LOB: 0 BB: 0 P: 19	R: 4 H: 5 E: 0 K: 0 S: 19	H: 5 LOB: 3 BB: 2 P: 33	R: 1 H: 2 E: 2 K: 0 S: 8	H: 2 LOB: 0 BB: 0 P: 12	R: 0 H: 2 E: 0 K: 0 S: 13	H: 2 LOB: 2 BB: 0 P: 24	R: 0 H: 2 E: 0 K: 1 S: 17	H: 2 LOB: 2 BB: 0 P: 22	R: 0 H: 0 E: 0 K: 0 S: 7	H: 0 LOB: 0 BB: 0 P: 8	R: 0 H: 0 E: 0 K: 2 S: 11	H: 0 LOB: 0 BB: 0 P: 16	R: 0 H: 0 E: 0 K: 0 S: 13	H: 0 LOB: 2 BB: 2 P: 26	1B: 10 2B: 1 3B: 0 HR: 1	SF: 1 SAC: 0 DP: 0 HBP: 0	WP: 0 PB: 0 CS: 0	PA: 37	
PITCHER	IP WLS BF H R ER SO BB IBB HBP BLK WP HR S P ERA WHIP	4.0 L 21 8 6 5 2 1 1 0 0 0 0 0 30 46 0.00 2.000	2.0 4 0 0 0 1 0 0 0 0 0 0 0 7 8 0.00 0.000	1.0 3 0 0 0 0 0 0 0 0 0 0 0 11 16 0.00 0.000																			

Cincinnati Reds @ Atlanta Braves
Turner Field, Atlanta, GA
Tue May 15 2012, 7:12 PM - 10:01 PM EDT
Att: 21,530 - Cloudy - 76 F

AB	34
R	6
H	12
RBI	5
BB	2
SO	5
LOB	14



Batter	1	2	3	4	5	6	7	8	9	AB	R	H	RBI	BB	SO	LOB	TOP					
7 José Reyes, S OBP: 0.337, SLG: 0.336										4	0	0	0	0	0	3	Miami Marlins @ Atlanta Braves Turner Field, Atlanta, GA Thu May 17 2012, 7:12 PM - 9:53 PM EDT Att: 27,724 - Partly Cloudy - 81 F					
12 Omar Infante, R OBP: 0.348, SLG: 0.579										4	0	0	0	0	1	1						
2 Hanley Ramirez, R OBP: 0.308, SLG: 0.428										3	0	1	0	0	0	0						
22 Donnie Murphy, R OBP: 0.226, SLG: 0.385										1	0	0	0	0	1	0						
5 Logan Morrison, L OBP: 0.345, SLG: 0.360										4	0	0	0	0	1	1						
27 Giancarlo Stanton, R OBP: 0.345, SLG: 0.526										4	0	1	0	0	0	0						
15 Gaby Sanchez, R OBP: 0.254, SLG: 0.308										3	0	1	0	0	0	1						
1 Emilio Bonifacio, S OBP: 0.349, SLG: 0.313										3	0	0	0	0	1	2						
40 Mike Dunn, L										0	0	0	0	0	0	0						
9 Brett Hayes, R OBP: 0.316, SLG: 0.361										3	0	1	0	0	2	2						
47 Ricky Nolasco, R OBP: 0.235, SLG: 0.188										1	0	0	0	0	0	1						
26 Austin Kearns, R OBP: 0.362, SLG: 0.605										1	0	1	0	0	0	0						
57 Chad Gaudin, R										0	0	0	0	0	0	0						
11 Bryan Petersen, L										1	0	0	0	0	0	0						
Inning Stats	R: 0 E: 0 K: 0 S: 12	H: 1 LOB: 1 BB: 0 P: 16	R: 0 E: 0 K: 1 S: 9	H: 0 LOB: 0 BB: 0 P: 15	R: 0 E: 1 K: 1 S: 9	H: 1 LOB: 1 BB: 0 P: 13	R: 0 E: 0 K: 0 S: 6	H: 0 LOB: 0 BB: 0 P: 11	R: 0 E: 0 K: 1 S: 11	H: 2 LOB: 2 BB: 0 P: 16	R: 0 E: 0 K: 0 S: 6	H: 0 LOB: 0 BB: 0 P: 9	R: 0 E: 0 K: 1 S: 11	H: 1 LOB: 1 BB: 0 P: 17	R: 0 E: 0 K: 0 S: 8	H: 0 LOB: 0 BB: 0 P: 13	R: 0 E: 0 K: 2 S: 8	H: 0 LOB: 0 BB: 0 P: 12	1B: 4 2B: 1 3B: 0 HR: 0	SF: 0 SAC: 0 DP: 0 HBP: 0	WP: 0 PB: 0 SB: 0 CS: 0	PA: 32
PITCHER 37 Brandon Beachy, R ERA: 1.33	IP: 9.0 WLS: W BF: 32	H: 5 R: 0 ER: 0 SO: 6	BB: 0 IBB: 0 HBP: 0 BLK: 0	WP: 0 HR: 0 S: 80 P: 122	ERA: 0.00 WHIP: 0.556	PITCHER IP: WLS: BF: H: R: ER: SO: BB: IBB: HBP: BLK: WP: HR: S: P: ERA: WHIP																

Batter	1	2	3	4	5	6	7	8	9	AB	R	H	RBI	BB	SO	LOB	BOTTOM			
24 Michael Bourn, L OBP: 0.397, SLG: 0.429										5	1	2	1	0	0	2	Miami Marlins @ Atlanta Braves Turner Field, Atlanta, GA Thu May 17 2012, 7:12 PM - 9:53 PM EDT Att: 27,724 - Partly Cloudy - 81 F			
14 Martín Prado, R OBP: 0.390, SLG: 0.472										4	0	2	1	1	0	1				
5 Freddie Freeman, L OBP: 0.333, SLG: 0.500										4	2	1	1	1	0	3				
26 Dan Uggla, R OBP: 0.365, SLG: 0.432										3	2	0	0	2	1	3				
16 Brian McCann, L OBP: 0.333, SLG: 0.437										4	0	1	1	0	0	4				
10 Chipper Jones, S OBP: 0.373, SLG: 0.490										4	1	2	1	0	0	1				
22 Jason Heyward, L OBP: 0.342, SLG: 0.446										3	0	1	1	0	0	1				
1 Tyler Pastornicky, R OBP: 0.308, SLG: 0.363										4	1	2	0	0	2	3				
37 Brandon Beachy, R OBP: 0.250, SLG: 0.167										3	0	1	1	0	2	2				
Inning Stats	R: 1 E: 0 K: 1 S: 17	H: 2 LOB: 1 BB: 0 P: 23	R: 0 E: 0 K: 1 S: 12	H: 1 LOB: 1 BB: 0 P: 17	R: 2 E: 0 K: 0 S: 11	H: 2 LOB: 1 BB: 1 P: 21	R: 1 E: 0 K: 0 S: 14	H: 2 LOB: 1 BB: 0 P: 18	R: 3 E: 0 K: 1 S: 21	H: 3 LOB: 2 BB: 2 P: 39	R: 0 E: 0 K: 0 S: 9	H: 1 LOB: 1 BB: 0 P: 17	R: 0 E: 0 K: 2 S: 13	H: 1 LOB: 1 BB: 0 P: 24	R: 0 E: 0 K: 0 S: 11	H: 0 LOB: 1 BB: 1 P: 19		1B: 8 2B: 2 3B: 1 HR: 1	SF: 0 SAC: 1 DP: 0 HBP: 1	WP: 0 PB: 0 SB: 0 CS: 1
PITCHER 47 Ricky Nolasco, R ERA: 4.1	IP: 4.0 WLS: L	H: 7 R: 4 ER: 4 SO: 4	BB: 1 IBB: 0 HBP: 0 BLK: 0	WP: 0 HR: 0 S: 54 P: 79	ERA: 9.00 WHIP: 2.000	PITCHER IP: WLS: BF: H: R: ER: SO: BB: IBB: HBP: BLK: WP: HR: S: P: ERA: WHIP														
57 Chad Gaudin, R ERA: 2.45	2.0	12	4	3	3	1	2	0	0	0	0	0	30	56	13.50	3.000				
40 Mike Dunn, L ERA: 7.56	2.0	8	1	0	0	2	1	0	0	0	0	0	24	43	0.00	1.000				



Batter	1	2	3	4	5	6	7	8	9	AB	R	H	RBI	BB	SO	LOB	TOP						
24 Michael Bourn, L (1,8) OBP: 0.386, SLG: 0.416										5	0	0	0	0	2	4	Atlanta Braves @ Tampa Bay Rays Tropicana Field, St. Petersburg, FL Fri May 18 2012, 7:12 PM - 10:15 PM EDT Att: 19,693 - Dome - 72 F						
14 Martín Prado, R (1,7) OBP: 0.396, SLG: 0.500										4	3	2	1	1	2	0							
5 Freddie Freeman, L (1,3) OBP: 0.335, SLG: 0.503										5	1	2	2	0	1	0							
26 Dan Uggla, R (1,4) OBP: 0.360, SLG: 0.421										4	0	0	0	1	2	1							
16 Brian McCann, L (1,2) OBP: 0.338, SLG: 0.439										4	0	2	1	0	0	1							
10 Chipper Jones, S (1,5) OBP: 0.372, SLG: 0.485										3	1	1	0	0	0	3							
25 Juan Francisco, L (8,PH) OBP: 0.258, SLG: 0.448										1	0	1	0	0	0	0							
22 Jason Heyward, L (1,9) OBP: 0.346, SLG: 0.444										3	0	1	0	1	2	1							
20 Eric Hinske, L (1,10) OBP: 0.365, SLG: 0.417										3	0	0	0	1	2	3							
1 Tyler Pastornicky, R (1,6) OBP: 0.306, SLG: 0.399										4	0	1	0	0	1	3							
2 Jack Wilson, R (8,6) OBP: 0.170, SLG: 0.156										0	0	0	0	0	0	0							
Inning Stats	R: 1 E: 0 K: 1 S: 11	H: 2 LOB: 1 BB: 0 P: 19	R: 1 E: 0 K: 1 S: 15	H: 2 LOB: 1 BB: 1 P: 25	R: 0 E: 0 K: 2 S: 11	H: 0 LOB: 0 BB: 0 P: 17	R: 0 E: 0 K: 2 S: 10	H: 1 LOB: 1 BB: 0 P: 13	R: 2 E: 1 K: 0 S: 16	H: 2 LOB: 2 BB: 2 P: 29	R: 0 E: 0 K: 2 S: 9	H: 0 LOB: 0 BB: 0 P: 12	R: 1 E: 0 K: 1 S: 10	H: 1 LOB: 0 BB: 0 P: 13	R: 0 E: 0 K: 1 S: 16	H: 2 LOB: 3 BB: 1 P: 26	R: 0 E: 0 K: 2 S: 8	H: 0 LOB: 0 BB: 0 P: 11	1B: 7 2B: 2 3B: 0 HR: 1	SF: 0 SAC: 0 DP: 1 HBP: 0	WP: 1 PB: 0 SB: 1 CS: 0	PA: 40	
PITCHER	IP WLS BF H R ER SO BB IBB HBP BLK WP HR S P ERA WHIP	IP WLS BF H R ER SO BB IBB HBP BLK WP HR S P ERA WHIP	IP WLS BF H R ER SO BB IBB HBP BLK WP HR S P ERA WHIP	IP WLS BF H R ER SO BB IBB HBP BLK WP HR S P ERA WHIP	IP WLS BF H R ER SO BB IBB HBP BLK WP HR S P ERA WHIP	IP WLS BF H R ER SO BB IBB HBP BLK WP HR S P ERA WHIP	IP WLS BF H R ER SO BB IBB HBP BLK WP HR S P ERA WHIP	IP WLS BF H R ER SO BB IBB HBP BLK WP HR S P ERA WHIP	IP WLS BF H R ER SO BB IBB HBP BLK WP HR S P ERA WHIP	IP WLS BF H R ER SO BB IBB HBP BLK WP HR S P ERA WHIP	IP WLS BF H R ER SO BB IBB HBP BLK WP HR S P ERA WHIP	IP WLS BF H R ER SO BB IBB HBP BLK WP HR S P ERA WHIP	IP WLS BF H R ER SO BB IBB HBP BLK WP HR S P ERA WHIP	IP WLS BF H R ER SO BB IBB HBP BLK WP HR S P ERA WHIP	IP WLS BF H R ER SO BB IBB HBP BLK WP HR S P ERA WHIP	IP WLS BF H R ER SO BB IBB HBP BLK WP HR S P ERA WHIP	IP WLS BF H R ER SO BB IBB HBP BLK WP HR S P ERA WHIP	IP WLS BF H R ER SO BB IBB HBP BLK WP HR S P ERA WHIP	IP WLS BF H R ER SO BB IBB HBP BLK WP HR S P ERA WHIP	IP WLS BF H R ER SO BB IBB HBP BLK WP HR S P ERA WHIP	IP WLS BF H R ER SO BB IBB HBP BLK WP HR S P ERA WHIP	IP WLS BF H R ER SO BB IBB HBP BLK WP HR S P ERA WHIP	IP WLS BF H R ER SO BB IBB HBP BLK WP HR S P ERA WHIP

AB	36
R	5
H	10
RBI	4
BB	4
SO	12
LOB	16



Batter	1	2	3	4	5	6	7	8	9	AB	R	H	RBI	BB	SO	LOB	BOTTOM					
18 Ben Zobrist, S (1,4) OBP: 0.367, SLG: 0.463										4	0	0	0	0	1	1	Atlanta Braves @ Tampa Bay Rays Tropicana Field, St. Petersburg, FL Fri May 18 2012, 7:12 PM - 10:15 PM EDT Att: 19,693 - Dome - 72 F					
2 B.J. Upton, R (1,8) OBP: 0.330, SLG: 0.386										4	1	1	0	0	1	0						
20 Matt Joyce, L (1,9) OBP: 0.379, SLG: 0.545										2	0	0	0	1	0	0						
1 Sean Rodriguez, R (8,PH) OBP: 0.305, SLG: 0.347										0	1	0	0	0	0	0						
23 Carlos Peña, L (1,3) OBP: 0.354, SLG: 0.372										3	0	0	0	1	2	1						
30 Luke Scott, L (1,10) OBP: 0.299, SLG: 0.480										3	1	3	2	0	0	0						
7 Jeff Keppinger, R (1,5) OBP: 0.330, SLG: 0.398										4	0	1	0	0	0	4						
9 Elliot Johnson, S (1,6) OBP: 0.367, SLG: 0.490										4	0	2	1	0	0	0						
24 Rich Thompson, L (1,7) OBP: 0.250, SLG: 0.143										4	0	0	0	0	0	3						
2B José Molina, R (1,2) OBP: 0.240, SLG: 0.329										2	0	0	0	0	0	2						
26 Stephen Vogt, L (7,PH) (8,2)										2	0	0	0	0	0	1						
Inning Stats	R: 0 E: 0 K: 0 S: 8	H: 0 LOB: 0 BB: 0 P: 11	R: 1 E: 0 K: 1 S: 13	H: 3 LOB: 2 BB: 0 P: 20	R: 1 E: 0 K: 1 S: 17	H: 1 LOB: 2 BB: 2 P: 29	R: 0 E: 0 K: 0 S: 7	H: 0 LOB: 0 BB: 0 P: 10	R: 0 E: 0 K: 1 S: 13	H: 1 LOB: 0 BB: 0 P: 16	R: 0 E: 0 K: 0 S: 10	H: 1 LOB: 1 BB: 0 P: 15	R: 1 E: 0 K: 1 S: 12	H: 1 LOB: 1 BB: 0 P: 15	R: 0 E: 0 K: 0 S: 5	H: 0 LOB: 0 BB: 0 P: 8	1B: 7 2B: 0 3B: 0 HR: 0	SF: 1 SAC: 0 DP: 1 HBP: 1	WP: 0 PB: 1 SB: 3 CS: 0	PA: 36		
PITCHER	IP WLS BF H R ER SO BB IBB HBP BLK WP HR S P ERA WHIP	IP WLS BF H R ER SO BB IBB HBP BLK WP HR S P ERA WHIP	IP WLS BF H R ER SO BB IBB HBP BLK WP HR S P ERA WHIP	IP WLS BF H R ER SO BB IBB HBP BLK WP HR S P ERA WHIP	IP WLS BF H R ER SO BB IBB HBP BLK WP HR S P ERA WHIP	IP WLS BF H R ER SO BB IBB HBP BLK WP HR S P ERA WHIP	IP WLS BF H R ER SO BB IBB HBP BLK WP HR S P ERA WHIP	IP WLS BF H R ER SO BB IBB HBP BLK WP HR S P ERA WHIP	IP WLS BF H R ER SO BB IBB HBP BLK WP HR S P ERA WHIP	IP WLS BF H R ER SO BB IBB HBP BLK WP HR S P ERA WHIP	IP WLS BF H R ER SO BB IBB HBP BLK WP HR S P ERA WHIP	IP WLS BF H R ER SO BB IBB HBP BLK WP HR S P ERA WHIP	IP WLS BF H R ER SO BB IBB HBP BLK WP HR S P ERA WHIP	IP WLS BF H R ER SO BB IBB HBP BLK WP HR S P ERA WHIP	IP WLS BF H R ER SO BB IBB HBP BLK WP HR S P ERA WHIP	IP WLS BF H R ER SO BB IBB HBP BLK WP HR S P ERA WHIP	IP WLS BF H R ER SO BB IBB HBP BLK WP HR S P ERA WHIP	IP WLS BF H R ER SO BB IBB HBP BLK WP HR S P ERA WHIP	IP WLS BF H R ER SO BB IBB HBP BLK WP HR S P ERA WHIP	IP WLS BF H R ER SO BB IBB HBP BLK WP HR S P ERA WHIP	IP WLS BF H R ER SO BB IBB HBP BLK WP HR S P ERA WHIP	IP WLS BF H R ER SO BB IBB HBP BLK WP HR S P ERA WHIP



Batter	1	2	3	4	5	6	7	8	9	AB	R	H	RBI	BB	SO	LOB	TOP				
24 Michael Bourn, L (1.8) OBP: 0.383, SLG: 0.412	1-1 SAFE FF 90 FF 91 FF 92 X CH 83	2-2 SAFE FF 90 FF 91 FF 92 X CH 83		2-1 SAFE FF 90 FF 91 FF 92 X CH 84			0-1 SAFE FF 90 FF 91 FF 92 X CH 84			4	0	1	0	0	0	3					
14 Martin Prado, R (1.7) OBP: 0.328, SLG: 0.490	4-2 SAFE FF 90 FF 91 FF 92 X CH 84		3-2 SAFE FF 90 FF 91 FF 92 X CH 84			0-2 SAFE FF 90 FF 91 FF 92 X CH 87		1-2 SAFE FF 90 FF 91 FF 92 X CH 81		3	0	0	0	1	0	0					
5 Freddie Freeman, L (1.3) OBP: 0.328, SLG: 0.490	3-3 SAFE FF 90 FF 91 FF 92 X CH 86		3-1 SAFE FF 90 FF 91 FF 92 X CH 86			1-1 SAFE FF 90 FF 91 FF 92 X CH 86		0-3 SAFE FF 90 FF 91 FF 92 X CH 82		4	0	0	0	0	2	3					
26 Dan Uggla, R (1.4) OBP: 0.358, SLG: 0.423	1-1 SAFE FF 90 FF 91 FF 92 X CH 84		0-2 SAFE FF 90 FF 91 FF 92 X CH 84			2-3 SAFE FF 90 FF 91 FF 92 X CH 84		0-1 SAFE FF 90 FF 91 FF 92 X CH 82		4	0	1	0	0	1	2					
16 Brian McCann, L (1.2) OBP: 0.336, SLG: 0.433		0-0 SAFE FF 90 FF 91 FF 92 X CH 84		0-2 SAFE FF 90 FF 91 FF 92 X CH 84			1-1 SAFE FF 90 FF 91 FF 92 X CH 84		2-2 SAFE FF 90 FF 91 FF 92 X CH 86	4	1	1	0	0	0	1					
22 Jason Heyward, L (1.9) OBP: 0.344, SLG: 0.438		0-2 SAFE FF 90 FF 91 FF 92 X CH 86		2-2 SAFE FF 90 FF 91 FF 92 X CH 85			1-1 SAFE FF 90 FF 91 FF 92 X CH 80		1-2 SAFE FF 90 FF 91 FF 92 X CH 85	4	1	1	0	0	0	0					
25 Juan Francisco, L (1.5) OBP: 0.258, SLG: 0.435		0-0 SAFE FF 90 FF 91 FF 92 X CH 84		1-2 SAFE FF 90 FF 91 FF 92 X CH 84			2-1 SAFE FF 90 FF 91 FF 92 X CH 84		0-1 SAFE FF 90 FF 91 FF 92 X CH 84	4	0	1	1	0	1	0					
20 Eric Hinske, L (1.10) OBP: 0.364, SLG: 0.408		2-2 SAFE FF 90 FF 91 FF 92 X CH 86		4-1 SAFE FF 90 FF 91 FF 92 X CH 84			2-3 SAFE FF 90 FF 91 FF 92 X CH 84			1	0	0	1	1	1	0					
1 Tyler Pastornicky, R (1.6) OBP: 0.307, SLG: 0.358		1-3 SAFE FF 90 FF 91 FF 92 X CH 84		1-0 SAFE FF 90 FF 91 FF 92 X CH 84			3-3 SAFE FF 90 FF 91 FF 92 X CH 85			3	0	1	0	0	2	1					
Inning Stats	R: 0 E: 0 K: 1 S: 9	H: 1 LOB: 1 BB: 1 P: 18	R: 2 E: 0 K: 1 S: 14	H: 3 LOB: 1 BB: 0 P: 19	R: 0 E: 1 K: 0 S: 12	H: 1 LOB: 1 BB: 0 P: 18	R: 0 E: 0 K: 1 S: 11	H: 1 LOB: 2 BB: 1 P: 21	R: 0 E: 0 K: 0 S: 6	H: 0 LOB: 0 BB: 0 P: 10	R: 0 E: 0 K: 2 S: 8	H: 0 LOB: 0 BB: 0 P: 13	R: 0 E: 0 K: 1 S: 8	H: 0 LOB: 0 BB: 0 P: 9	R: 0 E: 0 K: 0 S: 9	H: 0 LOB: 0 BB: 0 P: 12	1B: 5 2B: 1 3B: 0 HR: 0	SF: 1 SAC: 0 DP: 2 HBP: 0	WP: 0 PB: 0 SB: 1 CS: 0	PA: 34	
PITCHER	IP	WLS	BF	H	R	ER	SO	BB	IBB	HBP	BLK	WP	HR	S	P	ERA	WHIP				
53 Alex Cobb, R (1.1) ERA: 2.57	7.0	W	28	6	2	2	6	2	0	0	0	0	0	71	113	2.57	1.143				
62 Joel Peralta, R (8.1) ERA: 5.09	1.0	H	3	0	0	0	1	0	0	0	0	0	0	8	9	0.00	0.000				
56 Fernando Rodney, R (9.1) ERA: 0.46	1.0	S	3	0	0	0	0	0	0	0	0	0	0	9	12	0.00	0.000				

Atlanta Braves @ Tampa Bay Rays
Tropicana Field, St. Petersburg, FL
Sat May 19 2012, 4:12 PM - 6:59 PM EDT
Att: 27,433 - Dome - 72 F

AB 31
R 2
H 6
RBI 2
BB 2
SO 7
LOB 10



Batter	1	2	3	4	5	6	7	8	9	AB	R	H	RBI	BB	SO	LOB	BOTTOM				
18 Ben Zobrist, S (1.9) OBP: 0.358, SLG: 0.450	3-2 SAFE FF 92 FF 91 FF 92 X CH 92		0-1 SAFE FF 90 FF 91 FF 92 X CH 79		2-1 SAFE FF 90 FF 91 FF 92 X CH 79		2-1 SAFE FF 90 FF 91 FF 92 X CH 88			4	0	0	0	0	0	4					
2 B.J. Upton, R (1.8) OBP: 0.346, SLG: 0.396	3-2 SAFE FF 93 FF 91 FF 92 X CH 94		1-0 SAFE FF 90 FF 91 FF 92 X CH 88		4-1 SAFE FF 90 FF 91 FF 92 X CH 88		0-0 SAFE FF 90 FF 91 FF 92 X CH 80			3	1	2	0	1	0	0					
20 Matt Joyce, L (1.7) OBP: 0.382, SLG: 0.563	2-3 SAFE FF 92 FF 91 FF 92 X CH 84		2-0 SAFE FF 90 FF 91 FF 92 X CH 80		3-3 SAFE FF 90 FF 91 FF 92 X CH 85		4-2 SAFE FF 90 FF 91 FF 92 X CH 81			3	1	1	4	1	2	1					
23 Carlos Pena, L (1.3) OBP: 0.358, SLG: 0.367		4-1 SAFE FF 92 FF 91 FF 92 X CH 94		2-1 SAFE FF 90 FF 91 FF 92 X CH 94		4-0 SAFE FF 90 FF 91 FF 92 X CH 87		1-1 SAFE FF 90 FF 91 FF 92 X CH 91		2	0	0	0	2	0	1					
30 Luke Scott, L (1.10) OBP: 0.298, SLG: 0.468		4-2 SAFE FF 92 FF 91 FF 92 X CH 80		1-3 SAFE FF 90 FF 91 FF 92 X CH 83		3-1 SAFE FF 90 FF 91 FF 92 X CH 79		0-0 SAFE FF 90 FF 91 FF 92 X CH 80		3	0	0	0	1	1	2					
1 Sean Rodriguez, R (1.5) OBP: 0.306, SLG: 0.372		0-1 SAFE FF 93 FF 92 X CH 92		0-0 SAFE FF 90 FF 91 FF 92 X CH 83				1-0 SAFE FF 90 FF 91 FF 92 X CH 80		3	1	1	1	0	0	0					
10 Will Rhymes, L (1.4) OBP: 0.333, SLG: 0.306		0-1 SAFE FF 92 FF 91 FF 92 X CH 79		2-1 SAFE FF 90 FF 91 FF 92 X CH 84				4-1 SAFE FF 90 FF 91 FF 92 X CH 91		3	0	0	0	1	0	2					
9 Elliot Johnson, S (1.6) OBP: 0.378, SLG: 0.403			4-2 SAFE FF 92 FF 91 FF 92 X CH 93		2-2 SAFE FF 90 FF 91 FF 92 X CH 83		1-1 SAFE FF 90 FF 91 FF 92 X CH 88			2	1	1	0	1	0	0					
16 Chris Gimenez, R (1.2) OBP: 0.259, SLG: 0.236			2-2 SAFE FF 93 FF 91 FF 92 X CH 83		4-1 SAFE FF 90 FF 91 FF 92 X CH 83		0-2 SAFE FF 90 FF 91 FF 92 X CH 90			2	1	1	0	1	0	0					
Inning Stats	R: 0 E: 0 K: 1 S: 10	H: 0 LOB: 0 BB: 0 P: 18	R: 0 E: 0 K: 0 S: 10	H: 0 LOB: 2 BB: 2 P: 18	R: 4 E: 0 K: 1 S: 14	H: 2 LOB: 0 BB: 2 P: 29	R: 0 E: 0 K: 0 S: 9	H: 1 LOB: 1 BB: 1 P: 19	R: 1 E: 0 K: 0 S: 11	H: 1 LOB: 0 BB: 0 P: 15	R: 0 E: 0 K: 0 S: 7	H: 1 LOB: 1 BB: 1 P: 14	R: 0 E: 0 K: 0 S: 4	H: 0 LOB: 0 BB: 1 P: 12	1B: 4 2B: 1 3B: 0 HR: 2	SF: 0 SAC: 1 DP: 2 HBP: 0	WP: 0 PB: 0 SB: 2 CS: 2	PA: 35			
PITCHER	IP	WLS	BF	H	R	ER	SO	BB	IBB	HBP	BLK	WP	HR	S	P	ERA	WHIP				
40 Randall Delgado, R (1.1) ERA: 4.26	4.0	L	19	3	4	4	2	5	0	0	0	0	1	43	84	9.00	2.000				
50 Cristhian Martinez, R (5.1) ERA: 4.24	2.1		10	3	1	1	1	1	0	0	0	0	1	22	38	3.86	1.714				
34 Eric O'Flaherty, L (7.1) ERA: 4.8	1.0		3	0	0	0	0	1	0	0	0	0	0	5	10	0.00	1.000				
32 Chad Durbin, R (8.1) ERA: 6.75	0.2		2	0	0	0	0	1	0	0	0	0	0	3	11	0.00	1.500				

Atlanta Braves @ Tampa Bay Rays
Tropicana Field, St. Petersburg, FL
Sat May 19 2012, 4:12 PM - 6:59 PM EDT
Att: 27,433 - Dome - 72 F

AB 25
R 5
H 6
RBI 5
BB 8
SO 3
LOB 10



Batter	1	2	3	4	5	6	7	8	9	AB	R	H	RBI	BB	SO	LOB	TOP					
24 Michael Bourn, L (1,8) OBP: 0.368, SLG: 0.395	G3		L6			G1-3		F7		4	0	0	0	0	0	1						
14 Martin Prado, R (1,7) OBP: 0.392, SLG: 0.481	BB		G4-3			G6-3			L8	3	0	0	0	1	0	0						
5 Freddie Freeman, L (1,3) OBP: 0.319, SLG: 0.472	K				G3-1			F8	K	4	0	0	0	0	2	1						
26 Dan Uggla, R (1,4) OBP: 0.364, SLG: 0.422	K				K				BB	3	0	1	0	1	2	1						
16 Brian McCann, L (1,2) OBP: 0.333, SLG: 0.423	G3				G3-1				BB	3	0	0	0	1	0	1						
22 Jason Heyward, L (1,9) OBP: 0.333, SLG: 0.421	K				G3-1				BB	4	0	0	0	0	1	3						
25 Juan Francisco, L (1,5) OBP: 0.247, SLG: 0.449	HR				F7			F8		3	1	1	1	0	0	0						
1 Tyler Pastornicky, R (1,6) OBP: 0.308, SLG: 0.358	G4-3				G4-3					3	0	1	0	0	0	0						
36 Mike Minor, R (1,1) OBP: 0.053, SLG: 0.053										2	0	0	0	0	1	0						
61 Livan Hernandez, R (7,1)										0	0	0	0	0	0	0						
20 Eric Hinske, L (8,PH) OBP: 0.357, SLG: 0.400										1	0	0	0	0	1	1						
54 Kris Medlen, S (8,1) OBP: 1.000, SLG: 1.000										0	0	0	0	0	0	0						
Inning Stats	R: 0 E: 0 K: 2 S: 13	H: 0 LOB: 1 BB: 1 P: 21	R: 1 E: 0 K: 1 S: 10	H: 1 LOB: 0 BB: 0 P: 13	R: 0 E: 0 K: 1 S: 7	H: 0 LOB: 0 BB: 0 P: 7	R: 0 E: 0 K: 1 S: 7	H: 0 LOB: 0 BB: 0 P: 12	R: 0 E: 0 K: 0 S: 5	H: 0 LOB: 0 BB: 0 P: 6	R: 0 E: 0 K: 0 S: 9	H: 0 LOB: 0 BB: 0 P: 12	R: 0 E: 0 K: 0 S: 8	H: 1 LOB: 1 BB: 0 P: 14	R: 0 E: 0 K: 1 S: 9	H: 1 LOB: 1 BB: 0 P: 13	R: 0 E: 0 K: 1 S: 14	H: 0 LOB: 2 BB: 2 P: 25	1B: 1 2B: 1 3B: 0 HR: 1	SF: 0 SAC: 0 DP: 0 HBP: 0	WP: 1 PB: 0 SB: 0 CS: 0	PA: 33
PITCHER	IP	WLS	BF	H	R	ER	SO	BB	IBB	HBP	BLK	WP	HR	S	P	ERA	WHIP					
44 Mike Leake, R (1,1) ERA: 5.32	8.0	W	28	3	1	1	6	1	0	0	0	0	1	68	98	1.12	0.500					
33 Jose Arredondo, R (9,1) ERA: 2.21	0.2	H	4	0	0	0	1	2	0	0	0	0	0	10	19	0.00	3.000					
51 Sean Marshall, L (9,1) ERA: 4.8	0.1	S	1	0	0	0	0	0	0	0	0	1	0	4	6	0.00	0.000					

Atlanta Braves @ Cincinnati Reds
Great American Ball Park, Cincinnati, OH
Mon May 21 2012, 7:10 PM - 9:43 PM EDT
Att: 17,606 - Partly Cloudy - 74 F

AB 30
R 1
H 3
RBI 1
BB 3
SO 7
LOB 8



Batter	1	2	3	4	5	6	7	8	9	AB	R	H	RBI	BB	SO	LOB	BOTTOM					
2 Zack Cozart, R (1,6) OBP: 0.293, SLG: 0.406	L8					G5-3				4	1	2	1	0	0	0						
6 Drew Stubbs, R (1,8) OBP: 0.297, SLG: 0.375	HR				HR					3	2	2	2	1	1	0						
19 Joey Votto, L (1,3) OBP: 0.461, SLG: 0.580	F8									2	0	1	0	2	0	3						
4 Brandon Phillips, R (1,4) OBP: 0.299, SLG: 0.356	F8				G6-3					4	0	1	0	0	1	2						
32 Jay Bruce, L (1,9) OBP: 0.321, SLG: 0.561	BB				P2					3	0	0	0	1	2	2						
48 Ryan Ludwick, R (1,7) OBP: 0.284, SLG: 0.374	G1-3				F9					4	0	0	0	0	4							
21 Todd Frazier, R (1,5) OBP: 0.297, SLG: 0.517	F7									4	0	0	0	0	3	0						
15 Wilson Valdez, R (9,5) OBP: 0.190, SLG: 0.244					K					0	0	0	0	0	0	0						
39 Devin Mesoraco, R (1,2) OBP: 0.299, SLG: 0.293	F9				G1-3					4	0	0	0	0	0	0						
44 Mike Leake, R (1,1) ERA: 6.96										3	1	1	1	0	0	0						
25 Mike Costanzo, L (8,PH) OBP: 0.100, SLG: 0.125	E5									1	0	0	0	0	1	0						
33 Jose Arredondo, R (9,1)										0	0	0	0	0	0	0						
51 Sean Marshall, L (9,1)					HR					0	0	0	0	0	0	0						
Inning Stats	R: 1 E: 0 K: 0 S: 12	H: 1 LOB: 2 BB: 2 P: 23	R: 0 E: 1 K: 0 S: 12	H: 1 LOB: 3 BB: 1 P: 24	R: 0 E: 0 K: 0 S: 9	H: 0 LOB: 0 BB: 0 P: 15	R: 3 E: 0 K: 2 S: 19	H: 3 LOB: 1 BB: 1 P: 34	R: 0 E: 0 K: 2 S: 9	H: 0 LOB: 0 BB: 0 P: 11	R: 0 E: 0 K: 0 S: 5	H: 0 LOB: 0 BB: 0 P: 6	R: 0 E: 0 K: 2 S: 14	H: 2 LOB: 2 BB: 0 P: 27	R: 0 E: 0 K: 2 S: 8	H: 0 LOB: 0 BB: 0 P: 11	1B: 3 2B: 0 3B: 0 HR: 4	SF: 0 SAC: 0 DP: 0 HBP: 0	WP: 0 PB: 0 SB: 0 CS: 0	PA: 36		
PITCHER	IP	WLS	BF	H	R	ER	SO	BB	IBB	HBP	BLK	WP	HR	S	P	ERA	WHIP					
36 Mike Minor, L (1,1) ERA: 6.96	6.0	L	28	5	4	4	4	4	0	0	0	0	0	14	27	0.00	2.000					
61 Livan Hernandez, R (7,1) ERA: 2.96	1.0		5	2	0	0	2	0	0	0	0	0	0	8	11	0.00	0.000					
54 Kris Medlen, R (8,1) ERA: 2.28	1.0		3	0	0	0	2	0	0	0	0	0	0	8	11	0.00	0.000					

Atlanta Braves @ Cincinnati Reds
Great American Ball Park, Cincinnati, OH
Mon May 21 2012, 7:10 PM - 9:43 PM EDT
Att: 17,606 - Partly Cloudy - 74 F

AB 32
R 4
H 7
RBI 4
BB 4
SO 8
LOB 11



Batter	1	2	3	4	5	6	7	8	9	AB	R	H	RBI	BB	SO	LOB	TOP				
24 Michael Bourn, L (1,8) OBP: 0.376, SLG: 0.439										4	2	3	2	0	0	0	Atlanta Braves @ Cincinnati Reds Great American Ball Park, Cincinnati, OH Tue May 22 2012, 7:14 PM - 9:45 PM EDT Att: 26,438 - Cloudy - 75 F				
14 Martin Prado, R (1,7) OBP: 0.389, SLG: 0.475										4	0	1	0	0	1	1					
5 Freddie Freeman, L (1,3) OBP: 0.317, SLG: 0.467										4	0	1	0	0	1	1					
26 Dan Uggla, R (1,4) OBP: 0.361, SLG: 0.415										3	1	0	0	1	1	1					
22 Jason Heyward, L (1,9) OBP: 0.331, SLG: 0.423										4	0	1	1	0	3	1					
25 Juan Francisco, L (1,5) OBP: 0.237, SLG: 0.431										3	0	0	0	0	1	1					
23 Matt Diaz, R (9,PH) OBP: 0.380, SLG: 0.452										1	0	0	0	0	0	0					
8 David Ross, R (1,2) OBP: 0.341, SLG: 0.514										4	0	0	0	0	2	2					
1 Tyler Pastornicky, R (1,6) OBP: 0.301, SLG: 0.349										3	0	0	0	0	0	0					
37 Brandon Beachy, R (1,1) OBP: 0.227, SLG: 0.150										2	0	0	0	0	1	0					
20 Eric Hinske, L (8,PH) OBP: 0.351, SLG: 0.392										1	0	0	0	0	1	0					
54 Kris Medlen, S (8,1) OBP: 1.000, SLG: 1.000										0	0	0	0	0	0	0					
34 Eric O'Flaherty, L (8,1) OBP: 0.380, SLG: 0.452										0	0	0	0	0	0	0					
Inning Stats	R: 1 H: 1 E: 0 K: 1 S: 11	H: 1 LOB: 0 BB: 0 P: 18	R: 0 H: 0 E: 0 K: 3 S: 11	H: 0 LOB: 0 BB: 0 P: 14	R: 0 H: 1 E: 0 K: 0 S: 9	H: 1 LOB: 1 BB: 0 P: 13	R: 1 H: 2 E: 0 K: 0 S: 12	H: 2 LOB: 1 BB: 0 P: 23	R: 0 H: 1 E: 0 K: 2 S: 14	H: 1 LOB: 1 BB: 0 P: 20	R: 0 H: 0 E: 0 K: 1 S: 13	H: 0 LOB: 0 BB: 0 P: 16	R: 1 H: 1 E: 0 K: 1 S: 9	H: 1 LOB: 0 BB: 0 P: 16	R: 0 H: 0 E: 1 K: 2 S: 10	H: 0 LOB: 1 BB: 0 P: 18	1B: 2 2B: 2 3B: 0 HR: 2	SF: 0 SAC: 0 DP: 0 HBP: 0	WP: 0 PB: 0 SB: 0 CS: 0	PA: 34	
PITCHER	IP WLS BF H R ER SO BB IBB HBP BLK WP HR S P ERA WHIP	7.0 W 26 5 2 2 8 1 0 0 0 0 1 79 116 2.57 0.857	1.0 H 4 1 1 1 1 0 0 0 0 0 1 9 16 9.00 1.000	1.0 S 4 0 0 0 2 0 0 0 0 0 0 10 18 0.00 0.000																	

AB	33
R	3
H	6
RBI	3
BB	1
SO	11
LOB	7



Batter	1	2	3	4	5	6	7	8	9	AB	R	H	RBI	BB	SO	LOB	BOTTOM				
2 Zack Cozart, R (1,6) OBP: 0.292, SLG: 0.421										4	1	1	1	0	1	0	Atlanta Braves @ Cincinnati Reds Great American Ball Park, Cincinnati, OH Tue May 22 2012, 7:14 PM - 9:45 PM EDT Att: 26,438 - Cloudy - 75 F				
6 Drew Stubbs, R (1,8) OBP: 0.301, SLG: 0.374										3	1	1	0	1	0	0					
19 Joey Votto, L (1,3) OBP: 0.457, SLG: 0.570										4	0	1	0	0	1	2					
4 Brandon Phillips, R (1,4) OBP: 0.304, SLG: 0.403										4	2	2	3	0	0	2					
32 Jay Bruce, L (1,9) OBP: 0.315, SLG: 0.550										3	0	0	0	0	1	1					
28 Chris Heisey, R (1,7) OBP: 0.301, SLG: 0.361										3	0	1	0	0	0	0					
43 Miguel Cairo, R (1,5) OBP: 0.208, SLG: 0.304										3	0	0	0	0	0	1					
29 Ryan Hanigan, R (1,2) OBP: 0.383, SLG: 0.400										2	0	0	0	1	0	0					
55 Mat Latos, R (1,1) OBP: 0.292, SLG: 0.421										2	0	0	0	0	2	0					
25 Mike Costanzo, L (7,PH) OBP: 0.091, SLG: 0.111										1	0	0	0	0	1	1					
66 Logan Ondrusek, R (8,1) OBP: 1.000, SLG: 1.000										0	0	0	0	0	0	0					
54 Aroldis Chapman, L (9,1) OBP: 0.380, SLG: 0.452										0	0	0	0	0	0	0					
Inning Stats	R: 2 H: 2 E: 0 K: 0 S: 13	H: 2 LOB: 0 BB: 0 P: 21	R: 0 H: 0 E: 0 K: 0 S: 6	H: 0 LOB: 0 BB: 0 P: 9	R: 1 H: 1 E: 0 K: 1 S: 8	H: 1 LOB: 0 BB: 0 P: 9	R: 1 H: 1 E: 0 K: 0 S: 6	H: 1 LOB: 0 BB: 0 P: 7	R: 0 H: 1 E: 0 K: 1 S: 10	H: 1 LOB: 1 BB: 0 P: 16	R: 0 H: 1 E: 0 K: 1 S: 9	H: 1 LOB: 1 BB: 1 P: 16	R: 0 H: 0 E: 0 K: 1 S: 9	H: 0 LOB: 1 BB: 1 P: 15	R: 0 H: 0 E: 0 K: 1 S: 9	H: 0 LOB: 1 BB: 1 P: 18	1B: 3 2B: 0 3B: 0 HR: 3	SF: 0 SAC: 0 DP: 0 HBP: 0	WP: 0 PB: 0 SB: 2 CS: 1	PA: 31	
PITCHER	IP WLS BF H R ER SO BB IBB HBP BLK WP HR S P ERA WHIP	7.0 L 27 6 4 4 4 1 0 0 0 0 0 4 8 0.00 3.000	0.1 2 0 0 0 0 1 0 0 0 0 0 0 4 8 0.00 3.000	0.2 2 0 0 0 1 0 0 0 0 0 0 5 7 0.00 0.000																	

AB	29
R	4
H	6
RBI	4
BB	2
SO	6
LOB	7



Batter	1	2	3	4	5	6	7	8	9	AB	R	H	RBI	BB	SO	LOB	TOP					
24 Michael Bourn, L (1.8) OBP: 0.366, SLG: 0.442	F7		K		HR			G6-3		4	1	1	2	0	1	0	Atlanta Braves @ Cincinnati Reds Great American Ball Park, Cincinnati, OH Thu May 24 2012, 7:10 PM - 9:39 PM EDT Att: 23,312 - Partly Cloudy - 82 F					
14 Martin Prado, R (1.7) OBP: 0.399, SLG: 0.485	1B		1B		G4-3			G4-3		4	0	2	0	0	0	0						
22 Jason Heyward, L (1.9) OBP: 0.329, SLG: 0.414	K		F9					BB		3	0	0	0	1	1	2						
26 Dan Uggla, R (1.4) OBP: 0.362, SLG: 0.424	BB				F9			F7		3	0	0	0	1	0	1						
20 Eric Hinske, L (1.3) OBP: 0.323, SLG: 0.356	K				G4-3			G4-3		4	0	1	0	0	1	2						
8 David Ross, R (1.2) OBP: 0.286, SLG: 0.422		F9			K					4	0	0	0	0	2	1						
1 Tyler Pastornicky, R (1.6) OBP: 0.300, SLG: 0.553		F8						L6		4	0	0	0	0	0	0						
25 Juan Francisco, L (1.5) OBP: 0.226, SLG: 0.438								G3-1		4	0	1	0	0	0	0						
40 Randall Delgado, R (1.1) OBP: 0.286, SLG: 0.286								G3-6-1		4	1	1	1	0	2	2						
54 Kris Medlen, S (6.1) OBP: 1.000, SLG: 1.000								HR		2	1	1	0	0	0	0						
23 Matt Diaz, R (7. PH) OBP: 0.373, SLG: 0.442								F9		0	0	0	0	0	0	0						
39 Jonny Venters, L (7.1) OBP: 0.226, SLG: 0.438								HR		1	0	0	0	0	0	0						
61 Livan Hernandez, R (8.1) OBP: 0.226, SLG: 0.438								1B		0	0	0	0	0	0	0						
61 Livan Hernandez, R (8.1) OBP: 0.226, SLG: 0.438								24 HR		0	0	0	0	0	0	0						
Inning Stats	R: 0 E: 0 K: 2 S: 13	H: 1 LOB: 2 BB: 1 P: 24	R: 0 E: 0 K: 1 S: 8	H: 0 LOB: 0 BB: 0 P: 12	R: 0 E: 0 K: 1 S: 12	H: 1 LOB: 1 BB: 0 P: 20	R: 0 E: 0 K: 1 S: 7	H: 0 LOB: 0 BB: 0 P: 11	R: 2 E: 0 K: 1 S: 11	H: 2 LOB: 0 BB: 0 P: 16	R: 0 E: 0 K: 0 S: 10	H: 0 LOB: 0 BB: 0 P: 15	R: 1 E: 0 K: 0 S: 5	H: 1 LOB: 0 BB: 0 P: 10	R: 0 E: 0 K: 0 S: 9	H: 0 LOB: 1 BB: 1 P: 17	R: 0 E: 0 K: 1 S: 9	H: 2 LOB: 0 BB: 0 P: 14	1B: 5 2B: 0 3B: 0 HR: 2	SF: 0 SAC: 0 DP: 1 HBP: 0	WP: 0 PB: 0 SB: 2 CS: 0	PA: 35
PITCHER	IP WLS BF H R ER SO BB IBB HBP BLK WP HR S P ERA WHIP																					
34 Homer Bailey, R (1.1) ERA: 4.19	6.0 W 23 4 2 2 6 1 0 0 0 0 1 61 98 3.00 0.833																					
63 Sam LeCure, R (7.1) ERA: 4.97	1.0 H 4 1 1 1 0 0 0 0 0 1 5 10 9.00 1.000																					
51 Sean Marshall, L (8.1) ERA: 4.5	1.0 H 4 0 0 0 0 1 0 0 0 0 0 9 17 0.00 1.000																					
66 Logan Ondrusek, R (9.1) ERA: 2.75	1.0 S 4 2 0 0 1 0 0 0 0 0 0 9 14 0.00 2.000																					

AB 33
R 3
H 7
RBI 3
BB 2
SO 7
LOB 8



Batter	1	2	3	4	5	6	7	8	9	AB	R	H	RBI	BB	SO	LOB	BOTTOM			
2 Zack Cozart, R (1.6) OBP: 0.302, SLG: 0.425	1B		F8		G5-3			1B		4	0	2	0	0	0	0	Atlanta Braves @ Cincinnati Reds Great American Ball Park, Cincinnati, OH Thu May 24 2012, 7:10 PM - 9:39 PM EDT Att: 23,312 - Partly Cloudy - 82 F			
6 Drew Stubbs, R (1.8) OBP: 0.304, SLG: 0.393	FC5-4		1B		G5-3			HR		4	1	2	1	0	0	1				
19 Joey Votto, L (1.3) OBP: 0.448, SLG: 0.550	K		1B		G1-3			G6-4-3		3	0	1	0	1	1	1				
4 Brandon Phillips, R (1.4) OBP: 0.314, SLG: 0.392	K		G6-4-3					BB		3	1	0	0	1	1	4				
32 Jay Bruce, L (1.9) OBP: 0.301, SLG: 0.522	B2-3				K			L3		4	0	0	0	0	2	1				
28 Chris Heisey, R (1.7) OBP: 0.315, SLG: 0.371	F7				1B			K		4	2	2	0	0	1	0				
21 Todd Frazier, R (1.5) OBP: 0.319, SLG: 0.587								1B		3	1	2	1	1	1	0				
66 Logan Ondrusek, R (9.1) ERA: 2.75								K		0	0	0	0	0	0	0				
39 Devin Mesoraco, R (1.2) OBP: 0.310, SLG: 0.344	1B				2B			BB		3	1	1	4	1	0	1				
34 Homer Bailey, R (1.1) OBP: 0.059, SLG: 0.059					G6-3			G5-3		2	0	0	0	0	1	3				
43 Miguel Cairo, R (6. PH) OBP: 0.200, SLG: 0.292					BB			HR		1	0	0	0	0	0	0				
63 Sam LeCure, R (7.1) ERA: 3.31								K		0	0	0	0	0	0	0				
51 Sean Marshall, L (8.1) OBP: 0.310, SLG: 0.244								G4-3		0	0	0	0	0	0	0				
15 Wilson Valdez, R (9.5) OBP: 0.190, SLG: 0.244										0	0	0	0	0	0	0				
Inning Stats	R: 0 E: 0 K: 2 S: 10	H: 1 LOB: 1 BB: 0 P: 16	R: 0 E: 0 K: 1 S: 10	H: 1 LOB: 2 BB: 1 P: 15	R: 0 E: 0 K: 0 S: 6	H: 2 LOB: 1 BB: 0 P: 9	R: 1 E: 0 K: 1 S: 11	H: 2 LOB: 1 BB: 0 P: 14	R: 0 E: 0 K: 0 S: 6	H: 0 LOB: 0 BB: 0 P: 10	R: 4 E: 0 K: 0 S: 12	H: 3 LOB: 1 BB: 2 P: 28	R: 1 E: 0 K: 1 S: 5	H: 1 LOB: 0 BB: 1 P: 13	R: 0 E: 0 K: 2 S: 8	H: 0 LOB: 0 BB: 0 P: 10	1B: 7 2B: 1 3B: 0 HR: 2	SF: 0 SAC: 0 DP: 2 HBP: 0	WP: 1 PB: 0 SB: 1 CS: 0	PA: 35
PITCHER	IP WLS BF H R ER SO BB IBB HBP BLK WP HR S P ERA WHIP																			
40 Randall Delgado, R (1.1) ERA: 4.53	5.1 L 25 7 4 4 4 3 0 0 0 0 1 52 84 6.75 1.875																			
54 Kris Medlen, R (6.1) ERA: 2.55	0.2 B 3 2 1 1 0 0 0 0 0 0 1 3 8 13.50 3.000																			
39 Jonny Venters, L (7.1) ERA: 3.31	1.0 4 1 1 1 1 1 0 0 0 0 1 5 13 9.00 2.000																			
61 Livan Hernandez, R (8.1) ERA: 2.84	1.0 3 0 0 0 2 0 0 0 0 0 0 8 10 0.00 0.000																			

AB 31
R 6
H 10
RBI 6
BB 4
SO 7
LOB 11



Batter	1	2	3	4	5	6	7	8	9	AB	R	H	RBI	BB	SO	LOB	TOP					
8 Danny Espinosa, S OBP: 0.306, SLG: 0.364										5	2	2	3	0	3	2						
34 Bryce Harper, L OBP: 0.386, SLG: 0.495										4	1	2	1	1	0	0						
11 Ryan Zimmerman, R (1, 5) OBP: 0.347, SLG: 0.368										4	1	1	0	1	0	2						
25 Adam LaRoche, L OBP: 0.378, SLG: 0.529										4	0	1	2	0	2	2						
20 Ian Desmond, R OBP: 0.301, SLG: 0.475										4	1	1	0	0	0	2						
21 Xavier Nady, R OBP: 0.186, SLG: 0.272										4	0	1	0	0	0	2						
57 Tyler Moore, R OBP: 0.297, SLG: 0.388										2	0	0	0	0	1	1						
18 Chad Tracy, L OBP: 0.297, SLG: 0.592										1	0	1	1	0	0	0						
33 Edwin Jackson, R OBP: 0.297, SLG: 0.291										0	0	0	0	0	0	0						
32 Tom Gorzelanny, R OBP: 0.262, SLG: 0.256										1	0	0	0	0	1	1						
36 Craig Stammen, R OBP: 0.295, SLG: 0.430										0	0	0	0	0	0	0						
36 Tyler Clippard, R OBP: 0.295, SLG: 0.430										0	0	0	0	0	0	0						
26 Jesus Flores, R OBP: 0.277, SLG: 0.329										4	1	1	0	0	2	2						
37 Stephen Strasburg, R OBP: 0.421, SLG: 0.722										2	1	1	0	0	0	0						
24 Rick Ankiel, L OBP: 0.255, SLG: 0.430										2	0	1	1	0	0	0						
37 Stephen Strasburg, R OBP: 0.421, SLG: 0.722										2	0	1	1	0	0	0						
24 Rick Ankiel, L OBP: 0.255, SLG: 0.430										2	0	1	1	0	0	0						
Inning Stats	R: 1 E: 0 K: 0 S: 14	H: 1 LOB: 1 BB: 1 P: 24	R: 3 E: 0 K: 1 S: 15	H: 3 LOB: 0 BB: 0 P: 26	R: 0 E: 0 K: 1 S: 11	H: 0 LOB: 0 BB: 0 P: 16	R: 0 E: 0 K: 0 S: 5	H: 1 LOB: 0 BB: 0 P: 8	R: 0 E: 0 K: 1 S: 10	H: 1 LOB: 2 BB: 1 P: 23	R: 2 E: 0 K: 2 S: 14	H: 3 LOB: 1 BB: 0 P: 25	R: 0 E: 0 K: 2 S: 11	H: 0 LOB: 0 BB: 0 P: 16	R: 0 E: 0 K: 1 S: 7	H: 0 LOB: 0 BB: 0 P: 10	1B: 4 2B: 6 3B: 1 HR: 2	SF: 1 SAC: 0 DP: 1 HBP: 0	WP: 0 PB: 0 SB: 0 CS: 0	PA: 40		
PITCHER	IP WLS BF H R ER SO BB IBB HBP BLK WP HR S P ERA WHIP	IP WLS BF H R ER SO BB IBB HBP BLK WP HR S P ERA WHIP	IP WLS BF H R ER SO BB IBB HBP BLK WP HR S P ERA WHIP	IP WLS BF H R ER SO BB IBB HBP BLK WP HR S P ERA WHIP	IP WLS BF H R ER SO BB IBB HBP BLK WP HR S P ERA WHIP	IP WLS BF H R ER SO BB IBB HBP BLK WP HR S P ERA WHIP	IP WLS BF H R ER SO BB IBB HBP BLK WP HR S P ERA WHIP	IP WLS BF H R ER SO BB IBB HBP BLK WP HR S P ERA WHIP	IP WLS BF H R ER SO BB IBB HBP BLK WP HR S P ERA WHIP	IP WLS BF H R ER SO BB IBB HBP BLK WP HR S P ERA WHIP	IP WLS BF H R ER SO BB IBB HBP BLK WP HR S P ERA WHIP	IP WLS BF H R ER SO BB IBB HBP BLK WP HR S P ERA WHIP	IP WLS BF H R ER SO BB IBB HBP BLK WP HR S P ERA WHIP	IP WLS BF H R ER SO BB IBB HBP BLK WP HR S P ERA WHIP	IP WLS BF H R ER SO BB IBB HBP BLK WP HR S P ERA WHIP	IP WLS BF H R ER SO BB IBB HBP BLK WP HR S P ERA WHIP	IP WLS BF H R ER SO BB IBB HBP BLK WP HR S P ERA WHIP	IP WLS BF H R ER SO BB IBB HBP BLK WP HR S P ERA WHIP	IP WLS BF H R ER SO BB IBB HBP BLK WP HR S P ERA WHIP	IP WLS BF H R ER SO BB IBB HBP BLK WP HR S P ERA WHIP	IP WLS BF H R ER SO BB IBB HBP BLK WP HR S P ERA WHIP	
36 Mike Minor, L ERA: 6.98	5.0	L	6	3	2	2	0	0	0	0	0	14	22	18.00	3.000							
54 Kris Medlen, R ERA: 3.16	1.0	L	6	3	2	2	0	0	0	0	0	17	25	9.00	3.000							
39 Jonny Venters, L ERA: 3.63	1.0		6	3	2	1	0	0	0	0	0	11	16	0.00	0.000							
32 Chad Durbin, R ERA: 5.94	1.0		3	0	0	0	0	0	0	0	0	7	10	0.00	0.000							
46 Craig Kimbrel, R ERA: 2.12	1.0		3	0	0	0	0	0	0	0	0	7	10	0.00	0.000							
PITCHER	IP WLS BF H R ER SO BB IBB HBP BLK WP HR S P ERA WHIP	IP WLS BF H R ER SO BB IBB HBP BLK WP HR S P ERA WHIP	IP WLS BF H R ER SO BB IBB HBP BLK WP HR S P ERA WHIP	IP WLS BF H R ER SO BB IBB HBP BLK WP HR S P ERA WHIP	IP WLS BF H R ER SO BB IBB HBP BLK WP HR S P ERA WHIP	IP WLS BF H R ER SO BB IBB HBP BLK WP HR S P ERA WHIP	IP WLS BF H R ER SO BB IBB HBP BLK WP HR S P ERA WHIP	IP WLS BF H R ER SO BB IBB HBP BLK WP HR S P ERA WHIP	IP WLS BF H R ER SO BB IBB HBP BLK WP HR S P ERA WHIP	IP WLS BF H R ER SO BB IBB HBP BLK WP HR S P ERA WHIP	IP WLS BF H R ER SO BB IBB HBP BLK WP HR S P ERA WHIP	IP WLS BF H R ER SO BB IBB HBP BLK WP HR S P ERA WHIP	IP WLS BF H R ER SO BB IBB HBP BLK WP HR S P ERA WHIP	IP WLS BF H R ER SO BB IBB HBP BLK WP HR S P ERA WHIP	IP WLS BF H R ER SO BB IBB HBP BLK WP HR S P ERA WHIP	IP WLS BF H R ER SO BB IBB HBP BLK WP HR S P ERA WHIP	IP WLS BF H R ER SO BB IBB HBP BLK WP HR S P ERA WHIP	IP WLS BF H R ER SO BB IBB HBP BLK WP HR S P ERA WHIP	IP WLS BF H R ER SO BB IBB HBP BLK WP HR S P ERA WHIP	IP WLS BF H R ER SO BB IBB HBP BLK WP HR S P ERA WHIP	IP WLS BF H R ER SO BB IBB HBP BLK WP HR S P ERA WHIP	
24 Michael Bourn, L OBP: 0.354, SLG: 0.425										5	0	1	0	0	4	2						
1 Tyler Pastornicky, R OBP: 0.230, SLG: 0.341										4	0	0	0	0	3	1						
16 Brian McCann, L OBP: 0.331, SLG: 0.418										1	0	0	0	0	0	2						
14 Martin Prado, R OBP: 0.406, SLG: 0.508										3	1	1	0	1	0	0						
26 Dan Uggla, R OBP: 0.367, SLG: 0.434										3	1	1	2	1	2	0						
20 Eric Hinske, L OBP: 0.319, SLG: 0.339										3	1	0	0	1	0	2						
22 Jason Heyward, L OBP: 0.337, SLG: 0.430										3	1	1	0	1	0	0						
25 Juan Francisco, L OBP: 0.250, SLG: 0.464										4	0	3	1	0	0	0						
7 J.C. Boscan, R OBP: 0.250, SLG: 0.250										4	0	1	1	0	0	4						
36 Mike Minor, R ERA: 2.64										2	0	0	0	0	1	3						
54 Kris Medlen, R ERA: 3.75										0	0	0	0	0	0	0						
23 Matt DiMarco, S OBP: 0.275, SLG: 0.498										1	0	0	0	0	1	1						
39 Jonny Venters, L ERA: 1.42										0	0	0	0	0	0	0						
32 Chad Durbin, R ERA: 5.94										0	0	0	0	0	0	0						
46 Craig Kimbrel, R ERA: 2.12										0	0	0	0	0	0	0						
2 Jack Wilson, R OBP: 0.337, SLG: 0.170										0	0	0	0	1	0	0						
Inning Stats	R: 0 E: 0 K: 0 S: 6	H: 1 LOB: 0 BB: 0 P: 11	R: 2 E: 0 K: 2 S: 17	H: 2 LOB: 1 BB: 1 P: 30	R: 0 E: 0 K: 2 S: 10	H: 0 LOB: 2 BB: 2 P: 22	R: 0 E: 0 K: 0 S: 6	H: 1 LOB: 1 BB: 1 P: 14	R: 2 E: 0 K: 2 S: 12	H: 2 LOB: 0 BB: 0 P: 18	R: 0 E: 0 K: 1 S: 12	H: 1 LOB: 1 BB: 0 P: 16	R: 0 E: 0 K: 2 S: 9	H: 0 LOB: 0 BB: 0 P: 14	R: 0 E: 0 K: 1 S: 11	H: 0 LOB: 0 BB: 0 P: 15	R: 0 E: 0 K: 1 S: 9	H: 1 LOB: 2 BB: 1 P: 19	1B: 6 2B: 1 3B: 0 HR: 1	SF: 0 SAC: 0 DP: 2 HBP: 0	WP: 0 PB: 0 SB: 1 CS: 0	PA: 38
PITCHER	IP WLS BF H R ER SO BB IBB HBP BLK WP HR S P ERA WHIP	IP WLS BF H R ER SO BB IBB HBP BLK WP HR S P ERA WHIP	IP WLS BF H R ER SO BB IBB HBP BLK WP HR S P ERA WHIP	IP WLS BF H R ER SO BB IBB HBP BLK WP HR S P ERA WHIP	IP WLS BF H R ER SO BB IBB HBP BLK WP HR S P ERA WHIP	IP WLS BF H R ER SO BB IBB HBP BLK WP HR S P ERA WHIP	IP WLS BF H R ER SO BB IBB HBP BLK WP HR S P ERA WHIP	IP WLS BF H R ER SO BB IBB HBP BLK WP HR S P ERA WHIP	IP WLS BF H R ER SO BB IBB HBP BLK WP HR S P ERA WHIP	IP WLS BF H R ER SO BB IBB HBP BLK WP HR S P ERA WHIP	IP WLS BF H R ER SO BB IBB HBP BLK WP HR S P ERA WHIP	IP WLS BF H R ER SO BB IBB HBP BLK WP HR S P ERA WHIP	IP WLS BF H R ER SO BB IBB HBP BLK WP HR S P ERA WHIP	IP WLS BF H R ER SO BB IBB HBP BLK WP HR S P ERA WHIP	IP WLS BF H R ER SO BB IBB HBP BLK WP HR S P ERA WHIP	IP WLS BF H R ER SO BB IBB HBP BLK WP HR S P ERA WHIP	IP WLS BF H R ER SO BB IBB HBP BLK WP HR S P ERA WHIP	IP WLS BF H R ER SO BB IBB HBP BLK WP HR S P ERA WHIP	IP WLS BF H R ER SO BB IBB HBP BLK WP HR S P ERA WHIP	IP WLS BF H R ER SO BB IBB HBP BLK WP HR S P ERA WHIP	IP WLS BF H R ER SO BB IBB HBP BLK WP HR S P ERA WHIP	IP WLS BF H R ER SO BB IBB HBP BLK WP HR S P ERA WHIP
37 Stephen Strasburg, R ERA: 2.91	5.0	H	11	2	0	0	4	0	0	0	0	33	48	0.00	0.667							
32 Tom Gorzelanny, L ERA: 3.75	3.0	H	11	2	0	0	4	0	0	0	0	33	48	0.00	0.667							
35 Craig Stammen, R ERA: 1.42	0.1		2	0	0	0	0	1	0													

Batter	1	2	3	4	5	6	7	8	9	AB	R	H	RBI	BB	SO	LOB	TOP							
15 Rafael Furcal, S OBP: 0.400, SLG: 0.473	2-2 7 HBP 55 1B																							
55 Skip Schumaker, L OBP: 0.390, SLG: 0.452	3-2 7 HBP 1B																							
43 Shane Robinson, R OBP: 0.293, SLG: 0.338	1-2 1B																							
7 Matt Holliday, R OBP: 0.356, SLG: 0.479	2-2 1B																							
3 Carlos Beltrán, S OBP: 0.389, SLG: 0.594	0-0 F6																							
53 Matt Adams, L OBP: 0.417, SLG: 0.618	1-3 K																							
4 Yadier Molina, R OBP: 0.365, SLG: 0.527	1-3 K																							
33 Daniel Descalso, L OBP: 0.320, SLG: 0.386																								
27 Tyler Greene, R OBP: 0.310, SLG: 0.461																								
31 Lance Lynn, S OBP: 0.120, SLG: 0.120																								
34 Marc Rzepczynski, L OBP: 0.250, SLG: 0.343																								
56 Adron Chambers, L OBP: 0.250, SLG: 0.343																								
52 Eduardo Sanchez, R OBP: 0.250, SLG: 0.343																								
Inning Stats	R: 0 E: 0 K: 2 S: 21	H: 2 LOB: 3 BB: 0 P: 30	R: 0 E: 0 K: 2 S: 13	H: 1 LOB: 1 BB: 0 P: 16	R: 4 E: 0 K: 1 S: 17	H: 4 LOB: 0 BB: 1 P: 30	R: 2 E: 1 K: 1 S: 13	H: 2 LOB: 2 BB: 2 P: 26	R: 0 E: 0 K: 0 S: 6	H: 0 LOB: 0 BB: 0 P: 10	R: 2 E: 0 K: 2 S: 17	H: 3 LOB: 1 BB: 0 P: 22	R: 0 E: 0 K: 1 S: 8	H: 0 LOB: 0 BB: 0 P: 13	R: 0 E: 0 K: 0 S: 9	H: 1 LOB: 2 BB: 1 P: 19	R: 0 E: 0 K: 2 S: 12	H: 1 LOB: 1 BB: 0 P: 15	1B: 10 2B: 1 3B: 1 HR: 2	SF: 0 SAC: 0 DP: 0 HBP: 1	WP: 0 PB: 1 SB: 0 CS: 2	PA: 45		
PITCHER	IP WLS BF H R ER SO BB IBB HBP BLK WP HR S P ERA WHIP	IP WLS BF H R ER SO BB IBB HBP BLK WP HR S P ERA WHIP	IP WLS BF H R ER SO BB IBB HBP BLK WP HR S P ERA WHIP	IP WLS BF H R ER SO BB IBB HBP BLK WP HR S P ERA WHIP	IP WLS BF H R ER SO BB IBB HBP BLK WP HR S P ERA WHIP	IP WLS BF H R ER SO BB IBB HBP BLK WP HR S P ERA WHIP	IP WLS BF H R ER SO BB IBB HBP BLK WP HR S P ERA WHIP	IP WLS BF H R ER SO BB IBB HBP BLK WP HR S P ERA WHIP	IP WLS BF H R ER SO BB IBB HBP BLK WP HR S P ERA WHIP	IP WLS BF H R ER SO BB IBB HBP BLK WP HR S P ERA WHIP	IP WLS BF H R ER SO BB IBB HBP BLK WP HR S P ERA WHIP	IP WLS BF H R ER SO BB IBB HBP BLK WP HR S P ERA WHIP	IP WLS BF H R ER SO BB IBB HBP BLK WP HR S P ERA WHIP	IP WLS BF H R ER SO BB IBB HBP BLK WP HR S P ERA WHIP	IP WLS BF H R ER SO BB IBB HBP BLK WP HR S P ERA WHIP	IP WLS BF H R ER SO BB IBB HBP BLK WP HR S P ERA WHIP	IP WLS BF H R ER SO BB IBB HBP BLK WP HR S P ERA WHIP	IP WLS BF H R ER SO BB IBB HBP BLK WP HR S P ERA WHIP	IP WLS BF H R ER SO BB IBB HBP BLK WP HR S P ERA WHIP	IP WLS BF H R ER SO BB IBB HBP BLK WP HR S P ERA WHIP	IP WLS BF H R ER SO BB IBB HBP BLK WP HR S P ERA WHIP	IP WLS BF H R ER SO BB IBB HBP BLK WP HR S P ERA WHIP	IP WLS BF H R ER SO BB IBB HBP BLK WP HR S P ERA WHIP	IP WLS BF H R ER SO BB IBB HBP BLK WP HR S P ERA WHIP

St. Louis Cardinals @ Atlanta Braves
Turner Field, Atlanta, GA
Mon May 28 2012, 1:13 PM - 4:21 PM EDT
Att: 42,426 - Cloudy - 82 F

AB 40
R 8
H 14
RBI 7
BB 4
SO 11
LOB 24



Batter	1	2	3	4	5	6	7	8	9	AB	R	H	RBI	BB	SO	LOB	BOTTOM								
24 Michael Bourn, L OBP: 0.351, SLG: 0.425	2-2 F8																								
14 Martín Prado, R OBP: 0.400, SLG: 0.495	0-1 1B																								
16 Brian McCann, L OBP: 0.323, SLG: 0.406	1-0 P5																								
26 Dan Uggla, R OBP: 0.372, SLG: 0.436	1-3 K																								
22 Jason Heyward, L OBP: 0.330, SLG: 0.424																									
25 Juan Francisco, L OBP: 0.258, SLG: 0.461																									
20 Eric Hinske, L OBP: 0.303, SLG: 0.319																									
1 Tyler Pastornicky, R OBP: 0.287, SLG: 0.331																									
48 Tommy Hanson, R ERA: 3.94																									
54 Kris Medlen, R ERA: 3.49																									
32 Chad Durbin, R ERA: 5.6																									
39 Jonny Venters, L ERA: 3.44																									
50 Cristhian Martinez, R ERA: 4.95																									
Inning Stats	R: 0 E: 0 K: 1 S: 9	H: 1 LOB: 1 BB: 0 P: 13	R: 0 E: 0 K: 2 S: 11	H: 0 LOB: 0 BB: 0 P: 13	R: 0 E: 0 K: 1 S: 8	H: 0 LOB: 0 BB: 0 P: 13	R: 2 E: 0 K: 0 S: 13	H: 3 LOB: 1 BB: 0 P: 24	R: 0 E: 0 K: 1 S: 7	H: 0 LOB: 0 BB: 0 P: 8	R: 0 E: 0 K: 0 S: 8	H: 0 LOB: 0 BB: 0 P: 12	R: 0 E: 0 K: 3 S: 15	H: 1 LOB: 2 BB: 1 P: 24	R: 0 E: 0 K: 1 S: 6	H: 0 LOB: 0 BB: 1 P: 14	R: 0 E: 0 K: 1 S: 9	H: 0 LOB: 0 BB: 0 P: 15	1B: 4 2B: 1 3B: 0 HR: 0	SF: 0 SAC: 0 DP: 1 HBP: 0	WP: 0 PB: 0 SB: 0 CS: 0	PA: 33			
PITCHER	IP WLS BF H R ER SO BB IBB HBP BLK WP HR S P ERA WHIP	IP WLS BF H R ER SO BB IBB HBP BLK WP HR S P ERA WHIP	IP WLS BF H R ER SO BB IBB HBP BLK WP HR S P ERA WHIP	IP WLS BF H R ER SO BB IBB HBP BLK WP HR S P ERA WHIP	IP WLS BF H R ER SO BB IBB HBP BLK WP HR S P ERA WHIP	IP WLS BF H R ER SO BB IBB HBP BLK WP HR S P ERA WHIP	IP WLS BF H R ER SO BB IBB HBP BLK WP HR S P ERA WHIP	IP WLS BF H R ER SO BB IBB HBP BLK WP HR S P ERA WHIP	IP WLS BF H R ER SO BB IBB HBP BLK WP HR S P ERA WHIP	IP WLS BF H R ER SO BB IBB HBP BLK WP HR S P ERA WHIP	IP WLS BF H R ER SO BB IBB HBP BLK WP HR S P ERA WHIP	IP WLS BF H R ER SO BB IBB HBP BLK WP HR S P ERA WHIP	IP WLS BF H R ER SO BB IBB HBP BLK WP HR S P ERA WHIP	IP WLS BF H R ER SO BB IBB HBP BLK WP HR S P ERA WHIP	IP WLS BF H R ER SO BB IBB HBP BLK WP HR S P ERA WHIP	IP WLS BF H R ER SO BB IBB HBP BLK WP HR S P ERA WHIP	IP WLS BF H R ER SO BB IBB HBP BLK WP HR S P ERA WHIP	IP WLS BF H R ER SO BB IBB HBP BLK WP HR S P ERA WHIP	IP WLS BF H R ER SO BB IBB HBP BLK WP HR S P ERA WHIP	IP WLS BF H R ER SO BB IBB HBP BLK WP HR S P ERA WHIP	IP WLS BF H R ER SO BB IBB HBP BLK WP HR S P ERA WHIP	IP WLS BF H R ER SO BB IBB HBP BLK WP HR S P ERA WHIP	IP WLS BF H R ER SO BB IBB HBP BLK WP HR S P ERA WHIP	IP WLS BF H R ER SO BB IBB HBP BLK WP HR S P ERA WHIP	IP WLS BF H R ER SO BB IBB HBP BLK WP HR S P ERA WHIP

St. Louis Cardinals @ Atlanta Braves
Turner Field, Atlanta, GA
Mon May 28 2012, 1:13 PM - 4:21 PM EDT
Att: 42,426 - Cloudy - 82 F

AB 31
R 2
H 5
RBI 2
BB 2
SO 10
LOB 6



Batter	1	2	3	4	5	6	7	8	9	AB	R	H	RBI	BB	SO	LOB	TOP					
15 Rafael Furcal, S (1,6) OBP: 0.391, SLG: 0.461	F7		G4-3		G4-3		F9		G4-3	5	0	0	0	0	0	0	St. Louis Cardinals @ Atlanta Braves Turner Field, Atlanta, GA Tue May 29 2012, 7:11 PM - 9:54 PM EDT Att: 26,218 - Partly Cloudy - 82 F					
55 Skip Schumaker, L (1,8) OBP: 0.379, SLG: 0.436	K		G4-3		G4-3		G1-3		K	5	0	1	0	0	2	0						
7 Matt Holliday, R (1,7) OBP: 0.362, SLG: 0.485					G4-6-3				K	4	2	2	0	1	1	1						
3 Carlos Beltrán, S (1,9) OBP: 0.391, SLG: 0.592	G3									4	1	2	0	0	0	1						
4 Yadier Molina, R (1,2) OBP: 0.379, SLG: 0.556										4	1	4	3	0	0	0						
53 Matt Adams, L (1,3) OBP: 0.400, SLG: 0.568	F9									3	0	0	0	1	5							
27 Tyler Greene, R (1,4) OBP: 0.299, SLG: 0.443	FC6-4									4	0	0	1	0	2	3						
33 Daniel Descalso, L (1,5) OBP: 0.327, SLG: 0.385	F7									3	0	1	0	1	0	1						
35 Jake Westbrook, R (1,1) OBP: 0.200, SLG: 0.158										2	0	0	0	0	0	2						
56 Adron Chambers, L (6,PH) OBP: 0.222, SLG: 0.125										1	0	0	0	0	1	2						
66 Victor Marte, R (6,1)										0	0	0	0	0	0	0						
60 Steven Hill, R (8,PH) OBP: 0.250, SLG: 0.500										1	0	0	0	0	1	0						
52 Eduardo Sanchez, R (8,1)										0	0	0	0	0	0	0						
Inning Stats	R: 0 E: 0 K: 1 S: 12	H: 1 LOB: 1 BB: 0 P: 17	R: 0 E: 0 K: 0 S: 9	H: 1 LOB: 1 BB: 0 P: 14	R: 0 E: 0 K: 0 S: 6	H: 0 LOB: 0 BB: 0 P: 10	R: 2 E: 0 K: 0 S: 15	H: 2 LOB: 2 BB: 2 P: 29	R: 0 E: 0 K: 0 S: 10	H: 1 LOB: 0 BB: 0 P: 18	R: 1 E: 0 K: 2 S: 16	H: 2 LOB: 2 BB: 1 P: 30	R: 1 E: 0 K: 1 S: 11	H: 3 LOB: 2 BB: 0 P: 20	R: 0 E: 0 K: 2 S: 8	H: 0 LOB: 0 BB: 0 P: 12	R: 0 E: 0 K: 2 S: 11	H: 0 LOB: 0 BB: 0 P: 18	1B: 8 2B: 1 3B: 0 HR: 1	SF: 0 SAC: 0 DP: 1 HBP: 0	WP: 0 PB: 0 SB: 1 CS: 0	PA: 39
PITCHER	IP WLS BF H R ER SO BB IBB HBP BLK WP HR S P ERA WHIP																					
40 Randall Delgado, R (1,1) ERA: 4.58	5.1 W 24 6 3 3 1 2 1 0 0 0 0 1 56 98 5.06 1.500																					
32 Chad Durbin, R (6,1) ERA: 5.4	0.2 H 3 1 0 2 0 0 0 0 0 0 0 12 20 0.00 1.500																					
39 Jonny Venters, L (7,1) ERA: 3.72	1.0 H 6 3 1 1 1 0 0 0 0 0 0 11 20 9.00 3.000																					
34 Eric O'Flaherty, L (8,1) ERA: 4.08	1.0 H 3 0 0 2 0 0 0 0 0 0 0 8 12 0.00 0.000																					
46 Craig Kimbrel, R (9,1) ERA: 2.0	1.0 S 3 0 0 2 0 0 0 0 0 0 0 11 18 0.00 0.000																					

AB	36
R	4
H	10
RBI	4
BB	3
SO	8
LOB	15



Batter	1	2	3	4	5	6	7	8	9	AB	R	H	RBI	BB	SO	LOB	BOTTOM			
24 Michael Bourn, L (1,8) OBP: 0.353, SLG: 0.438	HR		16 G3 14 1B 26 HR		F8		G4-3			3	2	1	1	1	0	1	St. Louis Cardinals @ Atlanta Braves Turner Field, Atlanta, GA Tue May 29 2012, 7:11 PM - 9:54 PM EDT Att: 26,218 - Partly Cloudy - 82 F			
14 Martín Prado, R (1,5) OBP: 0.402, SLG: 0.492	G1-3		16 G3 26 HR		F9		16 WP		L5	3	1	1	0	1	0	0				
16 Brian McCann, L (1,2) OBP: 0.314, SLG: 0.394	K		G3		F9				K2-3	4	0	0	0	0	2	3				
26 Dan Uggla, R (1,4) OBP: 0.379, SLG: 0.454					G1-3					2	1	1	3	2	0	1				
20 Eric Hinske, L (1,3) OBP: 0.288, SLG: 0.301	F8									4	0	0	0	0	2	2				
22 Jason Heyward, L (1,9) OBP: 0.330, SLG: 0.423										3	0	1	0	0	2	0				
1 Tyler Pastornicky, R (1,6) OBP: 0.291, SLG: 0.524										3	0	0	0	0	1	1				
39 Jonny Venters, L (7,1)										0	0	0	0	0	0	0				
34 Eric O'Flaherty, L (8,1)										0	0	0	0	0	0	0				
46 Craig Kimbrel, R (9,1)										0	0	0	0	0	0	0				
40 Randall Delgado, R (1,1) OBP: 0.250, SLG: 0.250										2	0	0	0	0	2	0				
32 Chad Durbin, R (6,1)										0	0	0	0	0	0	0				
2 Jack Wilson, R (7,6) OBP: 0.193, SLG: 0.167										1	0	0	0	0	0	0				
17 Jose Constanza, L (1,7) OBP: 0.167, SLG: 0.167										3	1	1	0	0	1	0				
Inning Stats	R: 1 E: 0 K: 1 S: 13	H: 1 LOB: 1 BB: 1 P: 20	R: 0 E: 0 K: 1 S: 6	H: 1 LOB: 0 BB: 0 P: 10	R: 3 E: 0 K: 1 S: 16	H: 2 LOB: 1 BB: 1 P: 25	R: 0 E: 0 K: 3 S: 11	H: 0 LOB: 0 BB: 0 P: 16	R: 1 E: 0 K: 0 S: 7	H: 1 LOB: 1 BB: 1 P: 17	R: 0 E: 0 K: 2 S: 7	H: 0 LOB: 0 BB: 0 P: 11	R: 0 E: 0 K: 1 S: 6	H: 0 LOB: 0 BB: 0 P: 6	R: 0 E: 0 K: 1 S: 6	H: 0 LOB: 1 BB: 1 P: 13	1B: 3 2B: 0 3B: 0 HR: 2	SF: 0 SAC: 0 DP: 1 HBP: 0	WP: 1 PB: 0 SB: 0 CS: 0	PA: 32
PITCHER	IP WLS BF H R ER SO BB IBB HBP BLK WP HR S P ERA WHIP																			
35 Jake Westbrook, R (1,1) ERA: 3.84	5.0 L 22 5 5 5 6 3 0 0 0 0 0 2 53 88 9.00 1.600																			
66 Victor Marte, R (6,1) ERA: 3.89	2.0 6 0 0 0 3 0 0 0 0 0 0 13 17 0.00 0.000																			
52 Eduardo Sanchez, R (8,1) ERA: 2.7	1.0 4 0 0 0 1 1 0 0 0 0 0 6 13 0.00 1.000																			

AB	28
R	5
H	5
RBI	4
BB	4
SO	10
LOB	8



Batter	1	2	3	4	5	6	7	8	9	AB	R	H	RBI	BB	SO	LOB	TOP			
24 Michael Bourn, L OBP: 0.350, SLG: 0.430	G3		K2-3		K		K		K	5	1	1	0	0	3	0	Atlanta Braves @ Miami Marlins Marlins Park, Miami, FL Tue Jun 05 2012, 7:10 PM - 9:46 PM EDT Att: 25,432 - Roof Closed - 79 F			
14 Martín Prado, R OBP: 0.401, SLG: 0.480	F8			L6	F7					5	2	2	0	0	0					
16 Brian McCann, L OBP: 0.320, SLG: 0.405	L8			P5		K			L9	4	0	0	0	1	1					
26 Dan Uggla, R OBP: 0.384, SLG: 0.492		L5-3		HR		G2-3			HR	5	3	4	5	0	0					
5 Freddie Freeman, L OBP: 0.300, SLG: 0.448		L5-3				F7				5	2	2	0	0	3					
22 Jason Heyward, L OBP: 0.337, SLG: 0.421		G6-3				F7				4	2	3	1	1	0					
19 Andrelton Simmons, R OBP: 0.333, SLG: 0.563		G1-3								5	1	3	3	0	0	1				
15 Tim Hudson, R OBP: 0.105, SLG: 0.111					F9					4	0	1	2	0	1	3				
17 Jose Constanza, L OBP: 0.316, SLG: 0.368			G4-3							5	0	0	0	0	2	3				
Inning Stats	R: 0 E: 0 K: 0 S: 4	H: 0 LOB: 0 BB: 0 P: 6	R: 1 E: 0 K: 0 S: 6	H: 1 LOB: 0 BB: 0 P: 8	R: 0 E: 0 K: 2 S: 11	H: 0 LOB: 0 BB: 0 P: 14	R: 2 E: 0 K: 0 S: 20	H: 4 LOB: 2 BB: 0 P: 30	R: 0 E: 0 K: 1 S: 8	H: 0 LOB: 0 BB: 0 P: 13	R: 4 E: 0 K: 0 S: 21	H: 4 LOB: 2 BB: 2 P: 38	R: 0 E: 0 K: 0 S: 8	H: 1 LOB: 1 BB: 0 P: 9	R: 4 E: 0 K: 2 S: 25	H: 6 LOB: 2 BB: 0 P: 39	1B: 11 2B: 2 3B: 1 HR: 2	SF: 1 SAC: 0 DP: 0 HBP: 0	WP: 0 PB: 0 SB: 0 CS: 0	PA: 45
PITCHER	IP WLS BF H R ER SO BB IBB HBP BLK WP HR S P ERA WHIP	6.2 L 29 8 7 7 5 1 0 0 0 0 1 75 111 9.45 1.350	7.1 1.1 7 2 0 0 0 1 0 0 0 0 0 14 25 0.00 2.250	9.1 1.0 9 6 4 4 2 0 0 0 0 0 1 25 39 36.00 6.000																

AB	42
R	11
H	16
RBI	11
BB	2
SO	7
LOB	11



Batter	1	2	3	4	5	6	7	8	9	AB	R	H	RBI	BB	SO	LOB	BOTTOM					
7 José Reyes, S OBP: 0.359, SLG: 0.363	G3							F7		3	0	1	0	1	0	0	Atlanta Braves @ Miami Marlins Marlins Park, Miami, FL Tue Jun 05 2012, 7:10 PM - 9:46 PM EDT Att: 25,432 - Roof Closed - 79 F					
12 Omar Infante, R OBP: 0.337, SLG: 0.503			FC4		FC6-4			G5-3		4	0	1	0	0	0	3						
2 Hanley Ramírez, R OBP: 0.336, SLG: 0.499									E5	3	0	0	0	0	1	2						
17 Donovan Solano, R OBP: 0.545, SLG: 0.500			FC6-4				K			1	0	0	0	0	0	0						
27 Giancarlo Stanton, R OBP: 0.370, SLG: 0.571							G6-3			3	0	1	0	0	0	1						
20 Justin Ruggiano, R OBP: 0.444, SLG: 0.889										1	0	1	0	0	0	0						
5 Logan Morrison, L OBP: 0.319, SLG: 0.344		F7			L8					4	0	0	0	0	0	3						
11 Bryan Petersen, L OBP: 0.298, SLG: 0.240		L4			G3-6					3	0	0	0	1	0	3						
14 John Buck, R OBP: 0.308, SLG: 0.290										3	0	1	0	1	0	3						
8 Chris Coghlan, L OBP: 0.216, SLG: 0.213			FC6							3	0	0	0	0	0	3						
19 Anibal Sánchez, R OBP: 0.100, SLG: 0.200										1	0	0	0	0	1	0						
43 Dan Jennings, L										0	0	0	0	0	0	0						
22 Donnie Murphy, R OBP: 0.265, SLG: 0.341										1	0	0	0	0	1	0						
57 Chad Gaudin, R										0	0	0	0	0	0	0						
Inning Stats	R: 0 E: 0 K: 0 S: 6	H: 1 LOB: 1 BB: 0 P: 12	R: 0 E: 0 K: 0 S: 7	H: 0 LOB: 1 BB: 1 P: 14	R: 0 E: 0 K: 1 S: 8	H: 1 LOB: 0 BB: 0 P: 14	R: 0 E: 0 K: 0 S: 4	H: 1 LOB: 0 BB: 0 P: 6	R: 0 E: 0 K: 0 S: 12	H: 1 LOB: 2 BB: 1 P: 21	R: 0 E: 0 K: 1 S: 6	H: 0 LOB: 0 BB: 0 P: 7	R: 0 E: 0 K: 0 S: 4	H: 0 LOB: 0 BB: 1 P: 10	R: 0 E: 0 K: 1 S: 6	H: 0 LOB: 0 BB: 0 P: 8	R: 0 E: 1 K: 0 S: 12	H: 1 LOB: 2 BB: 0 P: 16	1B: 5 2B: 0 3B: 0 HR: 0	SF: 0 SAC: 1 DP: 2 HBP: 0	WP: 0 PB: 0 SB: 0 CS: 0	PA: 34
PITCHER	IP WLS BF H R ER SO BB IBB HBP BLK WP HR S P ERA WHIP	9.0 W 34 5 0 0 3 3 0 0 0 0 0 65 108 0.00 0.889																				



Batter	1	2	3	4	5	6	7	8	9	AB	R	H	RBI	BB	SO	LOB	TOP								
24 Michael Bourn, L (1,8) OBP: 0.349, SLG: 0.427										4	0	1	0	0	1	0	Atlanta Braves @ Miami Marlins Marlins Park, Miami, FL Wed Jun 06 2012, 7:10 PM - 9:40 PM EDT Att: 22,619 - Roof Closed - 78 F								
14 Martín Prado, R (1,5) OBP: 0.394, SLG: 0.471										4	0	0	0	0	1	1									
16 Brian McCann, L (1,2) OBP: 0.330, SLG: 0.420										4	1	3	0	0	0	0									
26 Dan Uggla, R (1,4) OBP: 0.382, SLG: 0.485										3	1	0	0	1	1	2									
5 Freddie Freeman, L (1,3) OBP: 0.302, SLG: 0.448											2	0	1	1	0	0									
20 Eric Hinske, L (4,3) OBP: 0.301, SLG: 0.297										1	0	0	0	1	1	0									
22 Jason Heyward, L (1,9) OBP: 0.330, SLG: 0.412										4	0	0	0	0	1	4									
19 Andrelton Simmons, R (1,6) OBP: 0.313, SLG: 0.467										3	0	0	0	1	2	1									
40 Randall Delgado, R (1,1) OBP: 0.263, SLG: 0.263										3	0	1	1	0	2	1									
39 Jonny Venters, L (7,1) OBP: 0.263, SLG: 0.263										0	0	0	0	0	0	0									
25 Juan Francisco, L (9,PH) OBP: 0.255, SLG: 0.456										1	0	0	0	0	0	0									
46 Craig Kimbrel, R (9,1) OBP: 0.261, SLG: 0.304										4	0	0	0	0	1	2									
17 Jose Constanza, L (1,7) OBP: 0.261, SLG: 0.304										4	0	0	0	0	1	2									
Inning Stats	R: 0 E: 0 K: 1 S: 11	H: 1 LOB: 1 BB: 0 P: 17	R: 0 E: 0 K: 1 S: 6	H: 0 LOB: 0 BB: 0 P: 6	R: 0 E: 0 K: 3 S: 12	H: 1 LOB: 1 BB: 0 P: 16	R: 2 E: 0 K: 0 S: 10	H: 3 LOB: 2 BB: 2 P: 24	R: 0 E: 0 K: 1 S: 10	H: 1 LOB: 1 BB: 0 P: 17	R: 0 E: 0 K: 2 S: 8	H: 0 LOB: 0 BB: 1 P: 12	R: 0 E: 0 K: 1 S: 6	H: 0 LOB: 0 BB: 0 P: 10	R: 0 E: 0 K: 2 S: 12	H: 0 LOB: 1 BB: 0 P: 17	S: 3	R: 0 E: 0 K: 0 S: 3	H: 0 LOB: 0 BB: 0 P: 7	1B: 5 2B: 2 3B: 0 HR: 0	SF: 0 SAC: 0 DP: 1 HBP: 0	WP: 1 PB: 0 CS: 0	PA: 36		
PITCHER	IP WLS BF H R ER SO BB IBB HBP BLK WP HR S P ERA WHIP	IP WLS BF H R ER SO BB IBB HBP BLK WP HR S P ERA WHIP	IP WLS BF H R ER SO BB IBB HBP BLK WP HR S P ERA WHIP	IP WLS BF H R ER SO BB IBB HBP BLK WP HR S P ERA WHIP	IP WLS BF H R ER SO BB IBB HBP BLK WP HR S P ERA WHIP	IP WLS BF H R ER SO BB IBB HBP BLK WP HR S P ERA WHIP	IP WLS BF H R ER SO BB IBB HBP BLK WP HR S P ERA WHIP	IP WLS BF H R ER SO BB IBB HBP BLK WP HR S P ERA WHIP	IP WLS BF H R ER SO BB IBB HBP BLK WP HR S P ERA WHIP	IP WLS BF H R ER SO BB IBB HBP BLK WP HR S P ERA WHIP	IP WLS BF H R ER SO BB IBB HBP BLK WP HR S P ERA WHIP	IP WLS BF H R ER SO BB IBB HBP BLK WP HR S P ERA WHIP	IP WLS BF H R ER SO BB IBB HBP BLK WP HR S P ERA WHIP	IP WLS BF H R ER SO BB IBB HBP BLK WP HR S P ERA WHIP	IP WLS BF H R ER SO BB IBB HBP BLK WP HR S P ERA WHIP	IP WLS BF H R ER SO BB IBB HBP BLK WP HR S P ERA WHIP	IP WLS BF H R ER SO BB IBB HBP BLK WP HR S P ERA WHIP	IP WLS BF H R ER SO BB IBB HBP BLK WP HR S P ERA WHIP	IP WLS BF H R ER SO BB IBB HBP BLK WP HR S P ERA WHIP	IP WLS BF H R ER SO BB IBB HBP BLK WP HR S P ERA WHIP	IP WLS BF H R ER SO BB IBB HBP BLK WP HR S P ERA WHIP	IP WLS BF H R ER SO BB IBB HBP BLK WP HR S P ERA WHIP	IP WLS BF H R ER SO BB IBB HBP BLK WP HR S P ERA WHIP	IP WLS BF H R ER SO BB IBB HBP BLK WP HR S P ERA WHIP	IP WLS BF H R ER SO BB IBB HBP BLK WP HR S P ERA WHIP

AB	33
R	2
H	6
RBI	2
BB	3
SO	10
LOB	11



Batter	1	2	3	4	5	6	7	8	9	AB	R	H	RBI	BB	SO	LOB	BOTTOM								
7 José Reyes, S (1,6) OBP: 0.353, SLG: 0.356										4	0	0	0	0	2	0	Atlanta Braves @ Miami Marlins Marlins Park, Miami, FL Wed Jun 06 2012, 7:10 PM - 9:40 PM EDT Att: 22,619 - Roof Closed - 78 F								
12 Omar Infante, R (1,4) OBP: 0.330, SLG: 0.492										4	0	0	0	0	2	0									
2 Hanley Ramirez, R (1,5) OBP: 0.331, SLG: 0.489										4	0	0	0	0	1	0									
27 Giancarlo Stanton, R (1,9) OBP: 0.374, SLG: 0.576										2	1	1	0	1	0	0									
5 Logan Morrison, L (1,3) OBP: 0.314, SLG: 0.337										3	0	0	0	0	2	2									
20 Justin Ruggiano, R (1,7) OBP: 0.333, SLG: 0.667										3	0	0	0	0	0	2									
11 Bryan Petersen, L (1,8) OBP: 0.305, SLG: 0.250										2	0	1	1	0	0	0									
17 Donovan Solano, R (6,PH) OBP: 0.500, SLG: 0.455										1	0	0	0	0	0	0									
14 John Buck, R (1,2) OBP: 0.302, SLG: 0.284										3	0	0	0	0	0	1									
55 Josh Johnson, L (1,1) ERA: 4.26										2	0	0	0	0	2	0									
36 Randy Choate, L (8,1) ERA: 3.48										0	0	0	0	0	0	0									
22 Donnie Murphy, R (6,PH) OBP: 0.260, SLG: 0.333										1	0	0	0	0	0	0									
34 Edward Mujica, R (9,1) ERA: 1.71										0	0	0	0	0	0	0									
Inning Stats	R: 0 E: 0 K: 1 S: 8	H: 0 LOB: 0 BB: 0 P: 11	R: 0 E: 0 K: 1 S: 8	H: 0 LOB: 0 BB: 0 P: 13	R: 0 E: 0 K: 1 S: 7	H: 0 LOB: 0 BB: 0 P: 10	R: 0 E: 0 K: 3 S: 6	H: 0 LOB: 0 BB: 0 P: 9	R: 1 E: 0 K: 0 S: 8	H: 2 LOB: 1 BB: 0 P: 11	R: 0 E: 0 K: 3 S: 9	H: 0 LOB: 0 BB: 0 P: 15	R: 0 E: 0 K: 1 S: 8	H: 0 LOB: 1 BB: 1 P: 16	R: 0 E: 0 K: 0 S: 7	H: 0 LOB: 0 BB: 0 P: 11	R: 0 E: 0 K: 1 S: 10	H: 0 LOB: 0 BB: 0 P: 17	1B: 1 2B: 1 3B: 0 HR: 0	SF: 0 SAC: 0 DP: 0 HBP: 0	WP: 0 PB: 0 CS: 0	PA: 30			
PITCHER	IP WLS BF H R ER SO BB IBB HBP BLK WP HR S P ERA WHIP	IP WLS BF H R ER SO BB IBB HBP BLK WP HR S P ERA WHIP	IP WLS BF H R ER SO BB IBB HBP BLK WP HR S P ERA WHIP	IP WLS BF H R ER SO BB IBB HBP BLK WP HR S P ERA WHIP	IP WLS BF H R ER SO BB IBB HBP BLK WP HR S P ERA WHIP	IP WLS BF H R ER SO BB IBB HBP BLK WP HR S P ERA WHIP	IP WLS BF H R ER SO BB IBB HBP BLK WP HR S P ERA WHIP	IP WLS BF H R ER SO BB IBB HBP BLK WP HR S P ERA WHIP	IP WLS BF H R ER SO BB IBB HBP BLK WP HR S P ERA WHIP	IP WLS BF H R ER SO BB IBB HBP BLK WP HR S P ERA WHIP	IP WLS BF H R ER SO BB IBB HBP BLK WP HR S P ERA WHIP	IP WLS BF H R ER SO BB IBB HBP BLK WP HR S P ERA WHIP	IP WLS BF H R ER SO BB IBB HBP BLK WP HR S P ERA WHIP	IP WLS BF H R ER SO BB IBB HBP BLK WP HR S P ERA WHIP	IP WLS BF H R ER SO BB IBB HBP BLK WP HR S P ERA WHIP	IP WLS BF H R ER SO BB IBB HBP BLK WP HR S P ERA WHIP	IP WLS BF H R ER SO BB IBB HBP BLK WP HR S P ERA WHIP	IP WLS BF H R ER SO BB IBB HBP BLK WP HR S P ERA WHIP	IP WLS BF H R ER SO BB IBB HBP BLK WP HR S P ERA WHIP	IP WLS BF H R ER SO BB IBB HBP BLK WP HR S P ERA WHIP	IP WLS BF H R ER SO BB IBB HBP BLK WP HR S P ERA WHIP	IP WLS BF H R ER SO BB IBB HBP BLK WP HR S P ERA WHIP	IP WLS BF H R ER SO BB IBB HBP BLK WP HR S P ERA WHIP	IP WLS BF H R ER SO BB IBB HBP BLK WP HR S P ERA WHIP	IP WLS BF H R ER SO BB IBB HBP BLK WP HR S P ERA WHIP

AB	29
R	1
H	2
RBI	1
BB	1
SO	9
LOB	5



Batter	1	2	3	4	5	6	7	8	9	10	AB	R	H	RBI	BB	SO	LOB	TOP																																																																																																								
13 Brett Lawrie, R OBP: 0.325, SLG: 0.380	F9		G4-3		BB		FC6-4		K		3	0	0	0	2	1	1																																																																																																									
28 Colby Rasmus, L OBP: 0.307, SLG: 0.426	G5-3		F7		F8		K		F7		5	0	0	0	0	1	3																																																																																																									
19 José Bautista, R OBP: 0.337, SLG: 0.486			K				FC6-4				4	1	1	1	1	1	1																																																																																																									
10 Edwin Encarnación, R OBP: 0.353, SLG: 0.552	L4		G4-3				HR		G5-3		4	2	2	0	1	0	1																																																																																																									
2 Kelly Johnson, L OBP: 0.350, SLG: 0.406							1B				4	0	1	0	1	2	2																																																																																																									
5 Yunel Escobar, R OBP: 0.309, SLG: 0.336			K				BB		K		3	0	0	1	1	2	2																																																																																																									
9 J.P. Arencibia, R OBP: 0.266, SLG: 0.418			K				FC6-5		G5-3		4	0	0	1	0	2	3																																																																																																									
11 Rajai Davis, R OBP: 0.319, SLG: 0.465			IBB				F7		F9		3	0	1	0	1	0	1																																																																																																									
4 Kyle Drabek, R ERA: 4.64			K				G1-3		G5-3		2	0	0	0	0	0	0																																																																																																									
37 Brandon Beachy, R ERA: 1.98	<table border="1"> <thead> <tr> <th>PITCHER</th> <th>IP</th> <th>WLS</th> <th>BF</th> <th>H</th> <th>R</th> <th>ER</th> <th>SO</th> <th>BB</th> <th>IBB</th> <th>HBP</th> <th>BLK</th> <th>WP</th> <th>HR</th> <th>S</th> <th>P</th> <th>ERA</th> <th>WHIP</th> </tr> </thead> <tbody> <tr> <td>37 Brandon Beachy, R (1.1)</td> <td>5.0</td> <td></td> <td>23</td> <td>3</td> <td>2</td> <td>2</td> <td>6</td> <td>4</td> <td>1</td> <td>0</td> <td>0</td> <td>1</td> <td>1</td> <td>62</td> <td>108</td> <td>3.60</td> <td>1.400</td> </tr> <tr> <td>32 Chad Durbin, R (6.1)</td> <td>1.0</td> <td></td> <td>3</td> <td>0</td> <td>0</td> <td>0</td> <td>0</td> <td>0</td> <td>0</td> <td>0</td> <td>0</td> <td>0</td> <td>0</td> <td>6</td> <td>8</td> <td>0.00</td> <td>0.000</td> </tr> <tr> <td>39 Jonny Venters, L (7.1)</td> <td>1.0</td> <td>H</td> <td>4</td> <td>0</td> <td>0</td> <td>0</td> <td>1</td> <td>1</td> <td>0</td> <td>0</td> <td>0</td> <td>0</td> <td>0</td> <td>7</td> <td>12</td> <td>0.00</td> <td>1.000</td> </tr> <tr> <td>34 Eric O'Flaherty, L (8.1)</td> <td>1.0</td> <td>B</td> <td>4</td> <td>1</td> <td>1</td> <td>1</td> <td>0</td> <td>0</td> <td>0</td> <td>0</td> <td>0</td> <td>0</td> <td>0</td> <td>11</td> <td>20</td> <td>9.00</td> <td>1.000</td> </tr> <tr> <td>46 Craig Kimbrel, R (9.1)</td> <td>1.0</td> <td></td> <td>4</td> <td>1</td> <td>0</td> <td>0</td> <td>2</td> <td>0</td> <td>0</td> <td>0</td> <td>0</td> <td>0</td> <td>0</td> <td>12</td> <td>15</td> <td>0.00</td> <td>1.000</td> </tr> </tbody> </table>										PITCHER	IP	WLS	BF	H	R	ER	SO	BB	IBB	HBP	BLK	WP	HR	S	P	ERA	WHIP	37 Brandon Beachy, R (1.1)	5.0		23	3	2	2	6	4	1	0	0	1	1	62	108	3.60	1.400	32 Chad Durbin, R (6.1)	1.0		3	0	0	0	0	0	0	0	0	0	0	6	8	0.00	0.000	39 Jonny Venters, L (7.1)	1.0	H	4	0	0	0	1	1	0	0	0	0	0	7	12	0.00	1.000	34 Eric O'Flaherty, L (8.1)	1.0	B	4	1	1	1	0	0	0	0	0	0	0	11	20	9.00	1.000	46 Craig Kimbrel, R (9.1)	1.0		4	1	0	0	2	0	0	0	0	0	0	12	15	0.00	1.000	1B: 3	SF: 0	WP: 1	PA: 42
PITCHER	IP	WLS	BF	H	R	ER	SO	BB	IBB	HBP	BLK	WP	HR	S	P	ERA	WHIP																																																																																																									
37 Brandon Beachy, R (1.1)	5.0		23	3	2	2	6	4	1	0	0	1	1	62	108	3.60	1.400																																																																																																									
32 Chad Durbin, R (6.1)	1.0		3	0	0	0	0	0	0	0	0	0	0	6	8	0.00	0.000																																																																																																									
39 Jonny Venters, L (7.1)	1.0	H	4	0	0	0	1	1	0	0	0	0	0	7	12	0.00	1.000																																																																																																									
34 Eric O'Flaherty, L (8.1)	1.0	B	4	1	1	1	0	0	0	0	0	0	0	11	20	9.00	1.000																																																																																																									
46 Craig Kimbrel, R (9.1)	1.0		4	1	0	0	2	0	0	0	0	0	0	12	15	0.00	1.000																																																																																																									
Inning Stats	R: 0 E: 0 K: 0 S: 11	H: 0 LOB: 1 BB: 1 P: 15	R: 0 E: 0 K: 3 S: 13	H: 1 LOB: 2 BB: 1 P: 25	R: 0 E: 0 K: 1 S: 9	H: 0 LOB: 0 BB: 0 P: 14	R: 0 E: 0 K: 2 S: 13	H: 0 LOB: 1 BB: 1 P: 21	R: 0 E: 0 K: 0 S: 11	H: 0 LOB: 1 BB: 1 P: 20	R: 2 E: 0 K: 0 S: 11	H: 2 LOB: 1 BB: 1 P: 21	R: 0 E: 0 K: 1 S: 7	H: 0 LOB: 1 BB: 1 P: 12	R: 1 E: 0 K: 2 S: 11	H: 1 LOB: 0 BB: 0 P: 20	R: 0 E: 0 K: 2 S: 12	H: 1 LOB: 1 BB: 0 P: 15	R: 0 E: 0 K: 2 S: 13	H: 0 LOB: 1 BB: 1 P: 19	1B: 3 2B: 1 3B: 0 HR: 1	SF: 0 SAC: 1 DP: 0 HBP: 0	WP: 1 PB: 0 SB: 3 CS: 0																																																																																																			

Toronto Blue Jays @ Atlanta Braves
Turner Field, Atlanta, GA
Fri Jun 08 2012, 7:37 PM - 11:30 PM EDT
Att. 42,488 - Partly Cloudy - 84 F

AB	34
R	3
H	5
RBI	3
BB	7
SO	11
LOB	17



Batter	1	2	3	4	5	6	7	8	9	10	AB	R	H	RBI	BB	SO	LOB	BOTTOM					
24 Michael Bourn, L OBP: 0.362, SLG: 0.456	14 CS		26 BB		G4-3		G6-3		G3		5	0	3	0	0	0	0						
14 Martin Prado, R OBP: 0.394, SLG: 0.486	16 CS		G1-3		G6-3		G6-3		26 WP		5	0	2	0	0	0	3						
16 Brian McCann, L OBP: 0.324, SLG: 0.402	G4-6-3		26 BB		G1-3		26 BB		K		3	0	0	0	2	1	2						
26 Dan Uggla, R OBP: 0.364, SLG: 0.473			20 G1-3		BB		22 BB		BB		1	1	0	1	4	1	1						
22 Jason Heyward, L OBP: 0.335, SLG: 0.449			F7		F7		P5		K		5	2	2	1	0	0	7						
20 Eric Hinske, L OBP: 0.302, SLG: 0.278			G1-3		G3		F8		K		2	0	0	0	0	0	1						
23 Matt Diaz, R OBP: 0.274, SLG: 0.371							17 BLK		SH1-4		1	0	0	0	0	0	1						
39 Jonny Venters, L (6. PH)							23 F8				0	0	0	0	0	0	0						
25 Juan Francisco, L (7. PH)											0	0	0	0	0	0	0						
34 Eric O'Flaherty, L (8.1)											0	0	0	0	0	0	0						
46 Craig Kimbrel, R (10.1)											0	0	0	0	0	0	0						
50 Christian Martinez, R (10. PH)											0	0	0	0	0	0	0						
2 Jack Wilson, L (10. PH)											0	0	0	0	0	0	0						
19 Andrelton Simmons, R OBP: 0.375, SLG: 0.429			P3		G5-3		17 BLK		G6-3		4	0	0	0	1	0	1						
37 Brandon Beachy, R OBP: 0.250, SLG: 0.231											2	1	2	0	0	0	0						
32 Chad Durbin, R (6.1)											0	0	0	0	0	0	0						
8 David Ross, R OBP: 0.339, SLG: 0.429			24 BB						K		0	0	0	0	0	0	0						
5 Freddie Freeman, L (6. PH)			26 BB						K		0	0	0	0	0	0	0						
17 Jose Constanza, L OBP: 0.207, SLG: 0.241			F8		G6-3		F7		G4-3		4	0	0	0	0	0	3						
Inning Stats	R: 0 E: 0 K: 0 S: 10	H: 2 LOB: 0 BB: 0 P: 18	R: 0 E: 0 K: 0 S: 9	H: 0 LOB: 1 BB: 1 P: 19	R: 1 E: 0 K: 0 S: 16	H: 2 LOB: 3 BB: 2 P: 31	R: 0 E: 0 K: 0 S: 9	H: 1 LOB: 1 BB: 0 P: 16	R: 0 E: 0 K: 0 S: 6	H: 0 LOB: 0 BB: 0 P: 9	R: 2 E: 0 K: 1 S: 18	H: 1 LOB: 1 BB: 2 P: 34	R: 0 E: 0 K: 1 S: 11	H: 1 LOB: 3 BB: 2 P: 24	R: 0 E: 0 K: 2 S: 12	H: 0 LOB: 0 BB: 0 P: 11	R: 0 E: 0 K: 2 S: 12	H: 1 LOB: 1 BB: 0 P: 19	R: 1 E: 1 K: 5 S: 0	H: 1 LOB: 0 BB: 0 P: 7	1B: 4 2B: 5 3B: 0 HR: 0	SF: 0 SAC: 1 DP: 0 HBP: 0	WP: 1 PB: 0 SB: 1 CS: 1
PITCHER	IP	WLS	BF	H	R	ER	SO	BB	IBB	HBP	BLK	WP	HR	S	P	ERA	WHIP						
4 Kyle Drabek, R (1.1)	5.0		23	6	3	3	0	4	0	0	0	0	0	56	105	5.40	2.000						
47 Luis Pérez, L (6.1)	0.1		0	0	0	0	0	1	0	0	0	0	0	4	11	0.00	3.000						
58 Chad Beck, R (6.1)	0.2		2	0	0	0	1	0	0	0	1	0	0	8	11	0.00	0.000						
33 Carlos Villanueva, R (7.1)	1.0		6	1	0	0	1	1	1	0	0	0	0	11	24	0.00	2.000						
38 Darren Oliver, L (8.1)	1.0		3	0	0	0	1	0	0	0	0	0	0	7	11	0.00	0.000						
54 Jason Frasor, R (9.1)	1.0		4	1	0	0	2	0	0	0	0	0	0	5	7	0.00	3.000						
48 Francisco Cordero, R (10.1)	0.1	L	3	1	1	0	0	0	0	0	0	0	0	5	7	0.00	3.000						

Toronto Blue Jays @ Atlanta Braves
Turner Field, Atlanta, GA
Fri Jun 08 2012, 7:37 PM - 11:30 PM EDT
Att. 42,488 - Partly Cloudy - 84 F

AB	35
R	4
H	9
RBI	2
BB	7
SO	5
LOB	24



Batter	1	2	3	4	5	6	7	8	9	AB	R	H	RBI	BB	SO	LOB	TOP										
13 Brett Lawrie, R OBP: 0.319, SLG: 0.373	G6-3		G6-3			P3		F8		4	0	0	0	0	0	0	Toronto Blue Jays @ Atlanta Braves Turner Field, Atlanta, GA Sat Jun 09 2012, 4:08 PM - 6:41 PM EDT Att: 32,819 - Partly Cloudy - 86 F										
28 Colby Rasmus, L OBP: 0.306, SLG: 0.423	K			G4-3		19 HR		G1-3		4	1	1	0	0	1	0											
19 José Bautista, R OBP: 0.340, SLG: 0.498				F8		HR		F8		3	1	1	2	1	0	0											
10 Edwin Encarnación, R OBP: 0.351, SLG: 0.575	P6			G5-3		1B		K		4	0	1	0	0	1	1											
2 Kelly Johnson, L OBP: 0.348, SLG: 0.403		11 CS		G4-3		F7		G4-3		4	0	1	0	0	0	1											
5 Ynel Escobar, R OBP: 0.310, SLG: 0.336	F9			F9		11 WP		F9		3	0	1	0	0	0	1											
11 Rajai Davis, R OBP: 0.313, SLG: 0.455	F9			K				F9		2	0	0	0	0	1	2											
18 Mike McCoy, R OBP: 0.250, SLG: 0.250	F9			K				F9		1	0	0	0	0	0	0											
47 Luis Perez, L	F9			K				F9		0	0	0	0	0	0	0											
6 Jeff Mathis, R OBP: 0.280, SLG: 0.444			K					F9		3	0	0	0	0	1	1											
36 Drew Hutchison, L				G6-3				K		2	0	0	0	0	0	0											
68 Yan Gomes, R OBP: 0.235, SLG: 0.379						G1-3				1	0	0	0	0	1	0											
Inning Stats	R: 0 E: 0 K: 1 S: 9	H: 0 LOB: 1 BB: 1 P: 17	R: 0 E: 0 K: 0 S: 6	H: 1 LOB: 0 BB: 0 P: 9	R: 0 E: 0 K: 1 S: 7	H: 0 LOB: 0 BB: 0 P: 12	R: 0 E: 0 K: 0 S: 5	H: 0 LOB: 0 BB: 0 P: 6	R: 0 E: 0 K: 1 S: 11	H: 1 LOB: 1 BB: 0 P: 16	R: 2 E: 0 K: 0 S: 14	H: 3 LOB: 1 BB: 0 P: 22	R: 0 E: 0 K: 0 S: 10	H: 0 LOB: 0 BB: 0 P: 15	R: 0 E: 0 K: 1 S: 8	H: 0 LOB: 0 BB: 0 P: 14	R: 0 E: 0 K: 1 S: 8	H: 0 LOB: 0 BB: 0 P: 12	1B: 4 2B: 0 3B: 0 HR: 1	SF: 0 SAC: 0 DP: 0 HBP: 0	WP: 1 PB: 0 SB: 0 CS: 1	PA: 32					
PITCHER	IP	WLS	BF	H	R	ER	SO	BB	IBB	HBP	BLK	WP	HR	S	P	ERA	WHIP										
48 Tommy Hanson, R ERA: 3.55	8.0	W	29	5	2	2	4	1	0	0	0	1	1	70	111	2.25	0.750										
46 Craig Kimbrel, R ERA: 1.57	1.0	S	3	0	0	0	1	0	0	0	0	0	0	8	12	0.00	0.000										

Batter	1	2	3	4	5	6	7	8	9	AB	R	H	RBI	BB	SO	LOB	BOTTOM										
24 Michael Bourn, L OBP: 0.368, SLG: 0.464	14 G3		16 HR		G3-1		14 G4-3			4	1	3	1	0	0	0	Toronto Blue Jays @ Atlanta Braves Turner Field, Atlanta, GA Sat Jun 09 2012, 4:08 PM - 6:41 PM EDT Att: 32,819 - Partly Cloudy - 86 F										
14 Martín Prado, R OBP: 0.388, SLG: 0.477	G3		F8		G4-3		G4-3			4	0	0	0	0	3												
16 Brian McCann, L OBP: 0.323, SLG: 0.395	K		26 HR		K		G3-1			3	1	0	0	1	2	2											
26 Dan Uggla, R OBP: 0.386, SLG: 0.486	P6		HR		K					3	1	1	3	1	1	1											
22 Jason Heyward, L OBP: 0.329, SLG: 0.440	K		K		F7		K			4	0	0	0	0	3	1											
5 Freddie Freeman, L OBP: 0.299, SLG: 0.440					G1-3		G5-3			4	0	1	0	0	1	1											
19 Andrelton Simmons, R OBP: 0.357, SLG: 0.520	F8				G5-3		HR			4	1	1	1	0	0	2											
17 Jose Constanza, L OBP: 0.250, SLG: 0.281	K						48 SH3			3	1	2	0	0	1	1											
48 Tommy Hanson, R OBP: 0.091, SLG: 0.048			K		G5-3		SH3			2	0	0	0	0	1	1											
46 Craig Kimbrel, R										0	0	0	0	0	0	0											
Inning Stats	R: 0 E: 0 K: 1 S: 12	H: 1 LOB: 1 BB: 0 P: 21	R: 0 E: 0 K: 2 S: 8	H: 1 LOB: 0 BB: 0 P: 11	R: 3 E: 0 K: 2 S: 13	H: 2 LOB: 0 BB: 1 P: 21	R: 0 E: 0 K: 0 S: 10	H: 1 LOB: 1 BB: 0 P: 14	R: 0 E: 0 K: 1 S: 8	H: 0 LOB: 0 BB: 0 P: 14	R: 0 E: 0 K: 1 S: 10	H: 0 LOB: 0 BB: 0 P: 15	R: 2 E: 0 K: 0 S: 10	H: 3 LOB: 1 BB: 0 P: 15	R: 0 E: 0 K: 2 S: 9	H: 0 LOB: 1 BB: 1 P: 16	1B: 5 2B: 1 3B: 0 HR: 2	SF: 0 SAC: 1 DP: 0 HBP: 0	WP: 0 PB: 0 SB: 1 CS: 0	PA: 34							
PITCHER	IP	WLS	BF	H	R	ER	SO	BB	IBB	HBP	BLK	WP	HR	S	P	ERA	WHIP										
36 Drew Hutchison, R ERA: 4.66	6.1	L	27	7	5	5	7	1	0	0	0	0	0	13	24	0.00	1.263										
47 Luis Perez, L ERA: 3.07	1.2		7	1	0	0	2	1	0	0	0	0	0	13	24	0.00	1.200										

AB	31
R	2
H	5
RBI	2
BB	1
SO	5
LOB	6



AB	31
R	5
H	8
RBI	5
BB	2
SO	9
LOB	12



Batter	1	2	3	4	5	6	7	8	9	AB	R	H	RBI	BB	SO	LOB	TOP								
13 Brett Lawrie, R (1.5) OBP: 0.324, SLG: 0.387										5	2	3	1	2	2		Toronto Blue Jays @ Atlanta Braves Turner Field, Atlanta, GA Sun Jun 10 2012, 1:40 PM - 4:54 PM EDT Att: 20,222 - Cloudy - 71 F								
28 Colby Rasmus, L (1.8) OBP: 0.311, SLG: 0.444										6	2	3	3	0	0	2									
19 José Bautista, R (1.9) OBP: 0.337, SLG: 0.491										5	1	1	1	0	1	1									
10 Edwin Encarnación, R (1.7) OBP: 0.357, SLG: 0.581										5	1	3	1	0	1	1									
2 Kelly Johnson, L (1.4) OBP: 0.349, SLG: 0.412										5	1	2	1	0	2	4									
58 Chad Beck, R (8.1)										0	0	0	0	0	0	0									
44 Casey Janssen, R (9.1)										0	0	0	0	0	0	0									
5 Yunel Escobar, R (1.6) OBP: 0.311, SLG: 0.335										4	2	1	0	1	0	4									
30 David Cooper, L (1.3)																									
11 Rajai Davis, R (6.7) OBP: 0.316, SLG: 0.456										3	0	0	0	0	1	3									
9 J.P. Arencibia, R (1.2) OBP: 0.264, SLG: 0.414										4	1	1	1	0	2	0									
24 Ricky Romero, R (5.1)										1	0	0	0	0	0	0									
68 Yan Gomes, R (5. PH) OBP: 0.297, SLG: 0.400										1	1	1	1	0	0	0									
33 Carlos Villanueva, R (8.1) OBP: 0.300, SLG: 0.180										1	1	1	0	0	0	0									
17 Omar Vizquel, S (7. PH) OBP: 0.289, SLG: 0.275										1	1	0	0	0	0	0									
38 Darren Oliver, R (7.1)										0	0	0	0	0	0	0									
18 Mike McCoy, R (8.4) OBP: 0.400, SLG: 0.600										1	0	1	0	0	0	0									
Inning Stats	R: 0 E: 0 K: 2 S: 7	H: 0 LOB: 0 BB: 0 P: 11	R: 0 E: 0 K: 1 S: 10	H: 1 LOB: 1 BB: 0 P: 15	R: 0 E: 0 K: 1 S: 8	H: 0 LOB: 0 BB: 0 P: 11	R: 0 E: 0 K: 0 S: 3	H: 0 LOB: 0 BB: 0 P: 6	R: 6 E: 0 K: 1 S: 31	H: 7 LOB: 2 BB: 1 P: 47	R: 3 E: 0 K: 0 S: 14	H: 3 LOB: 0 BB: 0 P: 21	R: 2 E: 0 K: 2 S: 20	H: 4 LOB: 2 BB: 0 P: 30	R: 1 E: 0 K: 1 S: 12	H: 2 LOB: 1 BB: 0 P: 17	R: 0 E: 0 K: 1 S: 11	H: 1 LOB: 2 BB: 1 P: 19	1B: 13 2B: 2 HR: 2	SF: 1 SAC: 0 DP: 0 HBP: 0	WP: 0 PB: 0 CS: 0	PA: 47			
PITCHER	IP WLS BF H R ER SO BB IBB HBP BLK WP HR S P ERA WHIP	IP WLS BF H R ER SO BB IBB HBP BLK WP HR S P ERA WHIP	IP WLS BF H R ER SO BB IBB HBP BLK WP HR S P ERA WHIP	IP WLS BF H R ER SO BB IBB HBP BLK WP HR S P ERA WHIP	IP WLS BF H R ER SO BB IBB HBP BLK WP HR S P ERA WHIP	IP WLS BF H R ER SO BB IBB HBP BLK WP HR S P ERA WHIP	IP WLS BF H R ER SO BB IBB HBP BLK WP HR S P ERA WHIP	IP WLS BF H R ER SO BB IBB HBP BLK WP HR S P ERA WHIP	IP WLS BF H R ER SO BB IBB HBP BLK WP HR S P ERA WHIP	IP WLS BF H R ER SO BB IBB HBP BLK WP HR S P ERA WHIP	IP WLS BF H R ER SO BB IBB HBP BLK WP HR S P ERA WHIP	IP WLS BF H R ER SO BB IBB HBP BLK WP HR S P ERA WHIP	IP WLS BF H R ER SO BB IBB HBP BLK WP HR S P ERA WHIP	IP WLS BF H R ER SO BB IBB HBP BLK WP HR S P ERA WHIP	IP WLS BF H R ER SO BB IBB HBP BLK WP HR S P ERA WHIP	IP WLS BF H R ER SO BB IBB HBP BLK WP HR S P ERA WHIP	IP WLS BF H R ER SO BB IBB HBP BLK WP HR S P ERA WHIP	IP WLS BF H R ER SO BB IBB HBP BLK WP HR S P ERA WHIP	IP WLS BF H R ER SO BB IBB HBP BLK WP HR S P ERA WHIP	IP WLS BF H R ER SO BB IBB HBP BLK WP HR S P ERA WHIP	IP WLS BF H R ER SO BB IBB HBP BLK WP HR S P ERA WHIP	IP WLS BF H R ER SO BB IBB HBP BLK WP HR S P ERA WHIP	IP WLS BF H R ER SO BB IBB HBP BLK WP HR S P ERA WHIP	IP WLS BF H R ER SO BB IBB HBP BLK WP HR S P ERA WHIP	IP WLS BF H R ER SO BB IBB HBP BLK WP HR S P ERA WHIP

AB	44
R	12
H	18
RBI	12
BB	2
SO	9
LOB	17



Batter	1	2	3	4	5	6	7	8	9	AB	R	H	RBI	BB	SO	LOB	BOTTOM								
24 Michael Bourn, L (1.8) OBP: 0.372, SLG: 0.469										4	1	2	0	1	0	1	Toronto Blue Jays @ Atlanta Braves Turner Field, Atlanta, GA Sun Jun 10 2012, 1:40 PM - 4:54 PM EDT Att: 20,222 - Cloudy - 71 F								
14 Martín Prado, R (1.7) OBP: 0.388, SLG: 0.476										5	0	2	0	0	0	2									
10 Chipper Jones, S (1.5) OBP: 0.373, SLG: 0.471										3	0	0	0	0	1	4									
50 Cristian Martinez, R (7.1)										0	0	0	0	0	0	0									
20 Eric Hinske, L (8. PH) OBP: 0.289, SLG: 0.275										1	0	0	0	0	0	1									
32 Chad Durbin, R (9.1)										0	0	0	0	0	0	0									
26 Dan Uggla, R (1.4) OBP: 0.388, SLG: 0.484										3	2	1	0	0	0	5									
2 Jack Wilson, R (8.4) OBP: 0.194, SLG: 0.186										1	0	0	0	0	0	0									
23 Matt Diaz, R (1.9) OBP: 0.329, SLG: 0.388										5	1	2	0	0	0	0									
5 Freddie Freeman, L (1.3) OBP: 0.305, SLG: 0.449										5	0	3	1	0	1	1									
8 David Ross, R (1.2) OBP: 0.344, SLG: 0.415										4	0	1	1	1	3	4									
19 Andrelton Simmons, R (1.6) OBP: 0.313, SLG: 0.448										4	0	0	0	0	1	3									
27 Julio Teheran, R (1.1)										1	0	0	0	1	0	1									
61 Livan Hernandez, R (5.1)										0	0	0	0	0	0	0									
25 Juan Francisco, L (6. PH) OBP: 0.255, SLG: 0.447										2	0	1	0	0	0	0									
Inning Stats	R: 0 E: 0 K: 0 S: 7	H: 0 LOB: 0 BB: 0 P: 11	R: 2 E: 1 K: 0 S: 12	H: 2 LOB: 1 BB: 0 P: 18	R: 2 E: 0 K: 1 S: 10	H: 5 LOB: 2 BB: 0 P: 17	R: 0 E: 0 K: 0 S: 11	H: 1 LOB: 3 BB: 2 P: 23	R: 0 E: 0 K: 1 S: 8	H: 1 LOB: 1 BB: 0 P: 14	R: 0 E: 0 K: 0 S: 8	H: 1 LOB: 2 BB: 1 P: 16	R: 0 E: 0 K: 2 S: 14	H: 0 LOB: 1 BB: 1 P: 25	R: 0 E: 0 K: 0 S: 8	H: 1 LOB: 1 BB: 0 P: 12	R: 0 E: 0 K: 1 S: 12	H: 1 LOB: 1 BB: 0 P: 19	1B: 9 2B: 3 HR: 0	SF: 0 SAC: 0 DP: 1 HBP: 1	WP: 0 PB: 0 CS: 0	PA: 43			
PITCHER	IP WLS BF H R ER SO BB IBB HBP BLK WP HR S P ERA WHIP	IP WLS BF H R ER SO BB IBB HBP BLK WP HR S P ERA WHIP	IP WLS BF H R ER SO BB IBB HBP BLK WP HR S P ERA WHIP	IP WLS BF H R ER SO BB IBB HBP BLK WP HR S P ERA WHIP	IP WLS BF H R ER SO BB IBB HBP BLK WP HR S P ERA WHIP	IP WLS BF H R ER SO BB IBB HBP BLK WP HR S P ERA WHIP	IP WLS BF H R ER SO BB IBB HBP BLK WP HR S P ERA WHIP	IP WLS BF H R ER SO BB IBB HBP BLK WP HR S P ERA WHIP	IP WLS BF H R ER SO BB IBB HBP BLK WP HR S P ERA WHIP	IP WLS BF H R ER SO BB IBB HBP BLK WP HR S P ERA WHIP	IP WLS BF H R ER SO BB IBB HBP BLK WP HR S P ERA WHIP	IP WLS BF H R ER SO BB IBB HBP BLK WP HR S P ERA WHIP	IP WLS BF H R ER SO BB IBB HBP BLK WP HR S P ERA WHIP	IP WLS BF H R ER SO BB IBB HBP BLK WP HR S P ERA WHIP	IP WLS BF H R ER SO BB IBB HBP BLK WP HR S P ERA WHIP	IP WLS BF H R ER SO BB IBB HBP BLK WP HR S P ERA WHIP	IP WLS BF H R ER SO BB IBB HBP BLK WP HR S P ERA WHIP	IP WLS BF H R ER SO BB IBB HBP BLK WP HR S P ERA WHIP	IP WLS BF H R ER SO BB IBB HBP BLK WP HR S P ERA WHIP	IP WLS BF H R ER SO BB IBB HBP BLK WP HR S P ERA WHIP	IP WLS BF H R ER SO BB IBB HBP BLK WP HR S P ERA WHIP	IP WLS BF H R ER SO BB IBB HBP BLK WP HR S P ERA WHIP	IP WLS BF H R ER SO BB IBB HBP BLK WP HR S P ERA WHIP	IP WLS BF H R ER SO BB IBB HBP BLK WP HR S P ERA WHIP	IP WLS BF H R ER SO BB IBB HBP BLK WP HR S P ERA WHIP

AB	38
R	4
H	12
RBI	2
BB	4
SO	5
LOB	22



Batter	1	2	3	4	5	6	7	8	9	AB	R	H	RBI	BB	SO	LOB	TOP			
2 Derek Jeter, R OBP: 0.366, SLG: 0.426	G6-3	K		G6-3		G6-3 14 1B		G4-3		5	0	1	0	0	1	1	New York Yankees @ Atlanta Braves Turner Field, Atlanta, GA Mon Jun 11 2012, 7:12 PM - 10:12 PM EDT Att: 42,669 - Cloudy - 79 F			
14 Curtis Granderson, L OBP: 0.366, SLG: 0.519	K		G3		G3 BB		F7		4	0	1	0	1	1	0					
13 Alex Rodriguez, R OBP: 0.371, SLG: 0.427	24 1B		24 2B 33 WP		G5-3		G4-3		4	2	1	0	1	0	3					
24 Robinson Canó, L OBP: 0.355, SLG: 0.536	2H 1B		33 WP				E5 33 BB 25 1B		4	0	2	1	1	1	0					
25 Mark Teixeira, S OBP: 0.326, SLG: 0.467	L7		33 WP				33 BB		4	0	1	0	1	1	2					
27 Raul Ibanez, L OBP: 0.311, SLG: 0.506			HR				L8		3	1	1	1	1	1	5					
45 Dewayne Wise, L OBP: 0.160, SLG: 0.167			K				55 FC6-4 BB		0	0	0	0	0	0	0					
33 Nick Swisher, S OBP: 0.311, SLG: 0.460	G6-3		1-2 2-3 3-H				55 G4-6-3 BB		2	0	0	0	2	1	2					
55 Russell Martin, R OBP: 0.341, SLG: 0.421	G3-1		P3				G4-6-3		4	0	0	0	0	0	8					
47 Iván Nova, R OBP: 0.333, SLG: 0.333			K				K		3	0	1	0	0	0	2					
12 Eric Chavez, R OBP: 0.205, SLG: 0.249									1	0	0	0	0	1	0					
36 Cody Eppley, R ERA: 3.65									0	0	0	0	0	0	0					
39 Clay Rapada, R ERA: 3.71									0	0	0	0	0	0	0					
53 Cory Wade, R ERA: 2.63									0	0	0	0	0	0	0					
48 Boone Logan, R ERA: 2.57									0	0	0	0	0	0	0					
Inning Stats	R: 1 E: 0 K: 1 S: 12	H: 2 LOB: 1 BB: 0 P: 18	R: 1 E: 0 K: 1 S: 12	H: 2 LOB: 1 BB: 0 P: 16	R: 1 E: 0 K: 1 S: 14	H: 1 LOB: 3 BB: 3 P: 32	R: 0 E: 0 K: 1 S: 10	H: 0 LOB: 2 BB: 2 P: 21	R: 0 E: 0 K: 1 S: 9	H: 2 LOB: 1 BB: 0 P: 13	R: 0 E: 0 K: 1 S: 6	H: 0 LOB: 0 BB: 0 P: 12	R: 0 E: 0 K: 2 S: 8	H: 0 LOB: 0 BB: 0 P: 12	R: 0 E: 0 K: 2 S: 8	H: 0 LOB: 0 BB: 0 P: 12	1B: 5 2B: 2 3B: 0 HR: 1	SF: 0 SAC: 0 DP: 2 HBP: 0	WP: 1 PB: 0 CS: 0	PA: 41
PITCHER	IP WLS BF H R ER SO BB IBB HBP BLK WP HR S P ERA WHIP																			
40 Randall Delgado, R ERA: 4.34	5.0 L 26 5 3 3 5 6 0 0 0 0 1 1 58 110 5.40 2.200																			
53 Cory Gearrin, R ERA: 4.24	2.0 9 3 0 0 1 1 0 0 0 0 0 0 18 32 0.00 2.000																			
32 Chad Durbin, R ERA: 4.24	1.0 3 0 0 0 1 0 0 0 0 0 0 0 6 12 0.00 0.000																			
39 Jonny Venters, L ERA: 3.0	1.0 3 0 0 0 2 0 0 0 0 0 0 0 8 12 0.00 0.000																			

AB	34
R	3
H	8
RBI	2
BB	7
SO	9
LOB	21



Batter	1	2	3	4	5	6	7	8	9	AB	R	H	RBI	BB	SO	LOB	BOTTOM					
24 Michael Bourn, L OBP: 0.370, SLG: 0.465	14 G6-4-3 1B		K			K		G4-3		4	0	1	0	0	2	1	New York Yankees @ Atlanta Braves Turner Field, Atlanta, GA Mon Jun 11 2012, 7:12 PM - 10:12 PM EDT Att: 42,669 - Cloudy - 79 F					
14 Martín Prado, R OBP: 0.386, SLG: 0.472	G6-4-3				5 BLK 1B		G5-3		4	0	1	0	0	1	1							
16 Brian McCann, L OBP: 0.316, SLG: 0.386	F8				F9		G3-1		4	0	0	0	0	0	1							
26 Dan Uggla, R OBP: 0.385, SLG: 0.477	F8		K				BB		3	0	0	0	1	2	1							
5 Freddie Freeman, L OBP: 0.301, SLG: 0.442	K				G4-3		K		3	0	0	0	0	2	2							
10 Chipper Jones, S OBP: 0.372, SLG: 0.467	F8						P6		3	0	1	0	0	0	1							
22 Jason Heyward, L OBP: 0.329, SLG: 0.438					F7		G4-3		3	0	1	0	0	0	2							
19 Andrelton Simmons, R OBP: 0.286, SLG: 0.406			L1-3				FC6-4		3	0	0	0	0	0	2							
40 Randall Delgado, R ERA: 4.64									1	0	1	0	0	0	0							
25 Justin Fergerson, L ERA: 3.55									1	0	0	0	0	1	1							
53 Cory Gearrin, R ERA: 3.65									0	0	0	0	0	0	0							
32 Chad Durbin, R ERA: 4.24									0	0	0	0	0	0	0							
20 Eric Hinske, L OBP: 0.289, SLG: 0.275									0	0	0	0	0	0	0							
23 Matt Diaz, R OBP: 0.305, SLG: 0.382									1	0	0	0	0	1	0							
39 Jonny Venters, L ERA: 3.0									0	0	0	0	0	0	0							
Inning Stats	R: 0 E: 0 K: 0 S: 5	H: 1 LOB: 0 BB: 0 P: 9	R: 0 E: 0 K: 1 S: 8	H: 0 LOB: 0 BB: 0 P: 12	R: 0 E: 0 K: 1 S: 9	H: 2 LOB: 1 BB: 0 P: 15	R: 0 E: 0 K: 1 S: 13	H: 1 LOB: 1 BB: 0 P: 22	R: 0 E: 0 K: 1 S: 8	H: 0 LOB: 0 BB: 0 P: 15	R: 0 E: 0 K: 1 S: 8	H: 0 LOB: 0 BB: 0 P: 15	R: 0 E: 0 K: 1 S: 10	H: 0 LOB: 1 BB: 1 P: 19	R: 0 E: 0 K: 1 S: 10	H: 0 LOB: 0 BB: 0 P: 13	R: 0 E: 0 K: 2 S: 9	H: 0 LOB: 0 BB: 0 P: 11	1B: 5 2B: 1 3B: 0 HR: 0	SF: 0 SAC: 0 DP: 2 HBP: 0	WP: 0 PB: 0 CS: 0	PA: 31
PITCHER	IP WLS BF H R ER SO BB IBB HBP BLK WP HR S P ERA WHIP																					
47 Iván Nova, R ERA: 4.64	7.0 W 25 7 0 0 0 1 0 0 0 0 0 0 5 8 0.00 0.857																					
36 Cody Eppley, R ERA: 3.65	0.1 H 1 0 0 0 0 0 0 0 0 0 0 0 5 8 0.00 0.000																					
39 Clay Rapada, L ERA: 3.71	0.2 H 2 0 0 0 1 0 0 0 0 0 0 0 5 5 0.00 0.000																					
53 Cory Wade, R ERA: 2.63	0.1 H 1 0 0 0 1 0 0 0 0 0 0 0 4 4 0.00 0.000																					
48 Boone Logan, L ERA: 2.57	0.2 2 0 0 0 1 0 0 0 0 0 0 0 5 7 0.00 0.000																					

AB	30
R	0
H	5
RBI	0
BB	1
SO	9
LOB	12



Batter	1	2	3	4	5	6	7	8	9	AB	R	H	RBI	BB	SO	LOB	TOP							
24 Michael Bourn, L OBP: 0.365, SLG: 0.456										4	1	2	1	0	1	2	Atlanta Braves @ New York Yankees Yankee Stadium, Bronx, NY Mon Jun 18 2012, 7:09 PM - 9:53 PM EDT Att: 42,709 - Partly Cloudy - 67 F							
14 Martin Prado, R OBP: 0.372, SLG: 0.445										4	0	0	1	0	1	3								
16 Brian McCann, L OBP: 0.316, SLG: 0.422										3	0	0	0	1	2	2								
26 Dan Uggla, R OBP: 0.380, SLG: 0.451										4	0	1	0	0	0	0								
23 Matt Diaz, R OBP: 0.312, SLG: 0.369										4	0	0	0	0	1	2								
10 Chipper Jones, S OBP: 0.352, SLG: 0.421										4	0	0	0	0	1	1								
22 Jason Heyward, L OBP: 0.331, SLG: 0.441										4	1	1	0	0	3	0								
19 Andrelton Simmons, R OBP: 0.393, SLG: 0.529										3	0	1	0	0	0	0								
8 David Ross, R OBP: 0.353, SLG: 0.417										3	0	2	0	0	1	2								
Inning Stats	R: 1 E: 0 K: 1 S: 8	H: 1 LOB: 0 BB: 0 P: 8	R: 0 E: 0 K: 1 S: 5	H: 0 LOB: 0 BB: 0 P: 7	R: 0 E: 0 K: 1 S: 11	H: 1 LOB: 1 BB: 0 P: 16	R: 0 E: 0 K: 0 S: 6	H: 1 LOB: 1 BB: 1 P: 12	R: 1 E: 0 K: 1 S: 12	H: 3 LOB: 2 BB: 0 P: 15	R: 0 E: 0 K: 1 S: 10	H: 0 LOB: 0 BB: 0 P: 11	R: 0 E: 0 K: 1 S: 12	H: 1 LOB: 0 BB: 0 P: 19	R: 0 E: 0 K: 2 S: 10	H: 0 LOB: 0 BB: 0 P: 13	R: 0 E: 0 K: 2 S: 10	H: 0 LOB: 0 BB: 0 P: 15	R: 0 E: 0 K: 2 S: 10	H: 0 LOB: 0 BB: 0 P: 15	1B: 6 2B: 0 3B: 1 HR: 0	SF: 0 SAC: 0 DP: 1 HBP: 0	WP: 0 PB: 0 SB: 0 CS: 0	PA: 34
PITCHER 52 CC Sabathia, L ERA: 3.55	IP: 9.0 WLS: W BF: 34	H: 7 R: 2 ER: 2 SO: 10	BB: 1 IBB: 0 HBP: 0 BLK: 0	WP: 0 HR: 0 S: 84 P: 116	ERA: 2.00 WHIP: 0.889	PITCHER										IP: 9.0 WLS: W BF: 34	H: 7 R: 2 ER: 2 SO: 10	BB: 1 IBB: 0 HBP: 0 BLK: 0	WP: 0 HR: 0 S: 84 P: 116	ERA: 2.00 WHIP: 0.889				

Batter	1	2	3	4	5	6	7	8	9	AB	R	H	RBI	BB	SO	LOB	BOTTOM					
2 Derek Jeter, R OBP: 0.363, SLG: 0.423										4	0	2	3	0	0	0	Atlanta Braves @ New York Yankees Yankee Stadium, Bronx, NY Mon Jun 18 2012, 7:09 PM - 9:53 PM EDT Att: 42,709 - Partly Cloudy - 67 F					
14 Curtis Granderson, L OBP: 0.351, SLG: 0.535										3	0	0	0	1	2	2						
25 Mark Teixeira, S OBP: 0.331, SLG: 0.471										4	1	1	1	0	2	2						
13 Alex Rodriguez, R OBP: 0.362, SLG: 0.419										3	1	1	0	1	1	0						
24 Robinson Cano, L OBP: 0.368, SLG: 0.543										3	2	1	1	1	0	1						
22 Andrew Jones, R OBP: 0.306, SLG: 0.417										4	0	0	0	0	3	2						
55 Russell Martin, R OBP: 0.332, SLG: 0.490										4	1	2	1	0	2	0						
17 Jayson Nix, R OBP: 0.326, SLG: 0.439										1	0	0	0	1	0	0						
27 Raul Ibanez, L OBP: 0.230, SLG: 0.469										1	0	0	0	0	0	1						
45 Dewayne Wise, L OBP: 0.167, SLG: 0.172										0	0	0	0	0	0	0						
19 Chris Stewart, R OBP: 0.276, SLG: 0.316										3	1	1	0	0	0	3						
Inning Stats	R: 0 E: 0 K: 2 S: 10	H: 0 LOB: 0 BB: 0 P: 14	R: 0 E: 0 K: 1 S: 5	H: 0 LOB: 1 BB: 1 P: 12	R: 0 E: 0 K: 1 S: 7	H: 0 LOB: 0 BB: 0 P: 13	R: 0 E: 0 K: 0 S: 7	H: 0 LOB: 0 BB: 0 P: 11	R: 3 E: 0 K: 2 S: 19	H: 3 LOB: 2 BB: 2 P: 38	R: 1 E: 0 K: 1 S: 11	H: 1 LOB: 0 BB: 0 P: 16	R: 1 E: 0 K: 1 S: 11	H: 3 LOB: 1 BB: 1 P: 21	R: 1 E: 0 K: 2 S: 11	H: 1 LOB: 0 BB: 0 P: 16	R: 1 E: 0 K: 2 S: 11	H: 1 LOB: 0 BB: 0 P: 16	1B: 4 2B: 2 3B: 0 HR: 2	SF: 0 SAC: 0 DP: 2 HBP: 0	WP: 1 PB: 0 SB: 0 CS: 0	PA: 34
PITCHER 36 Mike Minor, L ERA: 6.04	IP: 5.2 WLS: L	H: 4 R: 4 ER: 4 SO: 7	BB: 3 IBB: 0 HBP: 0 BLK: 0	WP: 1 HR: 0 S: 55 P: 99	ERA: 6.35 WHIP: 1.235	PITCHER										IP: 5.2 WLS: L	H: 4 R: 4 ER: 4 SO: 7	BB: 3 IBB: 0 HBP: 0 BLK: 0	WP: 1 HR: 0 S: 55 P: 99	ERA: 6.35 WHIP: 1.235		
54 Kris Medlen, R ERA: 3.45	1.0	5	3	1	1	0	0	0	0	0	0	11	16	9.00	3.000							
39 Jonny Venters, L ERA: 4.21	0.1	2	0	0	0	1	1	0	0	0	0	4	10	0.00	3.000							
38 Anthony Varvaro, R ERA: 8.1	1.0	4	1	1	1	2	0	0	0	0	0	11	16	9.00	1.000							



Batter	1	2	3	4	5	6	7	8	9	AB	R	H	RBI	BB	SO	LOB	TOP			
24 Michael Bourn, L (1, 8) OBP: 0.360, SLG: 0.450										4	0	0	0	0	2	0	Atlanta Braves @ New York Yankees Yankee Stadium, Bronx, NY Tue Jun 19 2012, 7:09 PM - 10:05 PM EDT Att: 41,219 - Cloudy - 72 F			
14 Martin Prado, R (1, 7) OBP: 0.370, SLG: 0.442										4	1	1	0	0	0	0				
16 Brian McCann, L (1, 2) OBP: 0.315, SLG: 0.423										4	1	1	0	0	0	1				
26 Dan Uggla, R (1, 4) OBP: 0.375, SLG: 0.444										4	0	0	0	0	4	2				
5 Freddie Freeman, L (1, 3) OBP: 0.295, SLG: 0.428										3	1	0	0	1	0	1				
10 Chipper Jones, S (1, 5) OBP: 0.356, SLG: 0.426										3	0	1	1	1	0	0				
22 Jason Heyward, L (1, 9) OBP: 0.337, SLG: 0.453										3	1	2	1	1	1	0				
19 Andrelton Simmons, R (1, 6) OBP: 0.400, SLG: 0.527										4	0	2	2	0	1	2				
20 Eric Hinske, L (1, 10) OBP: 0.265, SLG: 0.250										4	0	0	0	0	0	1				
Inning Stats	R: 0 E: 0 K: 1 S: 8	H: 0 LOB: 0 BB: 0 P: 10	R: 0 E: 0 K: 1 S: 6	H: 0 LOB: 0 BB: 0 P: 8	R: 1 E: 0 K: 0 S: 7	H: 1 LOB: 0 BB: 0 P: 13	R: 2 E: 0 K: 1 S: 17	H: 3 LOB: 2 BB: 2 P: 31	R: 0 E: 0 K: 2 S: 11	H: 0 LOB: 0 BB: 0 P: 11	R: 1 E: 0 K: 2 S: 11	H: 2 LOB: 2 BB: 1 P: 18	R: 0 E: 0 K: 1 S: 11	H: 0 LOB: 0 BB: 0 P: 16	R: 0 E: 0 K: 1 S: 7	H: 1 LOB: 1 BB: 0 P: 8		1B: 4 2B: 2 3B: 1 HR: 0	SF: 0 SAC: 0 DP: 0 HBP: 0	WP: 1 PB: 0 SB: 0 CS: 0
PITCHER	IP WLS BF H R ER SO BB IBB HBP BLK WP HR S P ERA WHIP																			
18 Hiroki Kuroda, R (1, 1) ERA: 3.57	7.0 L 29 6 4 4 6 3 0 0 0 0 1 0 61 97 5.14 1.286																			
48 Boone Logan, L (8, 1) ERA: 2.19	1.0 3 0 0 0 1 0 0 0 0 0 0 0 11 16 0.00 0.000																			
30 David Robertson, R (9, 1) ERA: 2.76	1.0 4 1 0 0 1 0 0 0 0 0 0 0 7 8 0.00 1.000																			

Batter	1	2	3	4	5	6	7	8	9	AB	R	H	RBI	BB	SO	LOB	BOTTOM					
2 Derek Jeter, R (1, 6) OBP: 0.364, SLG: 0.419										3	0	0	0	2	1	1	Atlanta Braves @ New York Yankees Yankee Stadium, Bronx, NY Tue Jun 19 2012, 7:09 PM - 10:05 PM EDT Att: 41,219 - Cloudy - 72 F					
14 Curtis Granderson, L (1, 8) OBP: 0.369, SLG: 0.532										5	0	1	0	0	3	4						
13 Alex Rodriguez, R (1, 10) OBP: 0.359, SLG: 0.412										4	0	0	0	1	2	1						
24 Robinson Cano, L (1, 4) OBP: 0.363, SLG: 0.535										4	0	0	0	0	0	3						
25 Mark Teixeira, S (1, 3) OBP: 0.333, SLG: 0.469										3	1	1	0	1	0	2						
27 Raul Ibanez, L (1, 7) OBP: 0.294, SLG: 0.472										3	2	1	0	1	1	2						
33 Nick Swisher, S (1, 9) OBP: 0.332, SLG: 0.493										3	0	2	2	1	0	0						
12 Eric Chavez, L (1, 5) OBP: 0.297, SLG: 0.412										3	0	0	0	0	1	3						
22 Andrew Jones, R (8, PH) OBP: 0.313, SLG: 0.417										0	0	0	0	0	0	0						
17 Jayson Nix, R (8, PR) OBP: 0.326, SLG: 0.439										0	0	0	0	0	0	0						
55 Russell Martin, R (1, 2) OBP: 0.325, SLG: 0.391										4	0	0	0	0	0	3						
Inning Stats	R: 0 E: 0 K: 2 S: 14	H: 0 LOB: 1 BB: 1 P: 22	R: 2 E: 0 K: 0 S: 14	H: 3 LOB: 1 BB: 0 P: 22	R: 0 E: 0 K: 1 S: 6	H: 0 LOB: 0 BB: 0 P: 9	R: 1 E: 2 K: 2 S: 23	H: 0 LOB: 3 BB: 2 P: 38	R: 0 E: 0 K: 0 S: 8	H: 1 LOB: 2 BB: 2 P: 18	R: 0 E: 0 K: 0 S: 6	H: 0 LOB: 0 BB: 0 P: 7	R: 0 E: 0 K: 1 S: 11	H: 1 LOB: 2 BB: 1 P: 22	R: 0 E: 0 K: 0 S: 4	H: 0 LOB: 1 BB: 0 P: 10	R: 0 E: 0 K: 2 S: 8	H: 0 LOB: 0 BB: 0 P: 9	1B: 3 2B: 2 3B: 0 HR: 0	SF: 0 SAC: 0 DP: 1 HBP: 1	WP: 0 PB: 0 SB: 0 CS: 0	PA: 39
PITCHER	IP WLS BF H R ER SO BB IBB HBP BLK WP HR S P ERA WHIP																					
15 Tim Hudson, R (1, 1) ERA: 3.88	5.0 W 25 4 3 2 5 5 0 0 0 0 0 0 65 109 3.60 1.800																					
32 Chad Durbin, R (6, 1) ERA: 3.62	1.0 H 3 0 0 0 0 0 0 0 0 0 0 6 7 0.00 0.000																					
39 Jonny Venters, L (7, 1) ERA: 4.05	1.0 H 5 1 0 0 1 1 0 0 0 0 0 0 11 22 0.00 2.000																					
34 Eric O'Flaherty, L (8, 1) ERA: 3.75	1.0 H 3 0 0 0 0 0 0 0 1 0 0 0 4 10 0.00 0.000																					
46 Craig Kimbrel, R (9, 1) ERA: 1.38	1.0 S 3 0 0 0 2 0 0 0 0 0 0 0 8 9 0.00 0.000																					



Batter	1	2	3	4	5	6	7	8	9	AB R H RBI BB SO LOB	TOP												
24 Michael Bourn, L (1,8) OBP: 0.358, SLG: 0.446										5 1 1 0 0 2 2	Atlanta Braves @ New York Yankees Yankee Stadium, Bronx, NY Wed Jun 20 2012, 1:08 PM - 4:28 PM EDT Att: 45,094 - Sunny - 94 F												
14 Martin Prado, R (1,7) OBP: 0.374, SLG: 0.460									5 2 3 2 0 0 1														
16 Brian McCann, L (1,10) OBP: 0.308, SLG: 0.413									5 0 0 0 0 2 3														
26 Dan Uggla, R (1,4) OBP: 0.376, SLG: 0.442									3 2 1 1 1 1 0														
5 Freddie Freeman, L (1,3) OBP: 0.295, SLG: 0.438									4 1 1 3 0 1 1														
22 Jason Heyward, L (1,9) OBP: 0.340, SLG: 0.460									4 2 2 3 0 1 0														
19 Andrelton Simmons, R (1,6) OBP: 0.375, SLG: 0.492									4 0 0 0 0 2 0														
25 Juan Francisco, L (1,5) OBP: 0.243, SLG: 0.417									4 1 1 0 0 2 0														
8 David Ross, R (1,2) OBP: 0.361, SLG: 0.469									4 1 2 1 0 1 1														
Inning Stats	R: 3 H: 3 E: 0 K: 0 S: 14	H: 3 LOB: 0 BB: 0 P: 21	R: 0 H: 0 E: 0 K: 1 S: 9	H: 0 LOB: 0 BB: 0 P: 12	R: 1 H: 1 E: 0 K: 2 S: 9	H: 1 LOB: 0 BB: 0 P: 15	R: 1 H: 1 E: 0 K: 1 S: 19	H: 1 LOB: 0 BB: 0 P: 28	R: 1 H: 1 E: 0 K: 2 S: 12	H: 1 LOB: 0 BB: 0 P: 16	R: 0 H: 0 E: 0 K: 2 S: 14	H: 0 LOB: 0 BB: 0 P: 18	R: 0 H: 1 E: 0 K: 2 S: 17	H: 1 LOB: 1 BB: 0 P: 25	R: 3 H: 2 E: 0 K: 0 S: 12	H: 2 LOB: 0 BB: 0 P: 23	R: 1 H: 2 E: 0 K: 2 S: 15	H: 2 LOB: 1 BB: 0 P: 21	1B: 5 2B: 1 3B: 0 HR: 5	SF: 0 SAC: 0 DP: 0 HBP: 0	WP: 0 PB: 0 SB: 2 CS: 0	PA: 39	
PITCHER	IP WLS BF H R ER SO BB IBB HBP BLK WP HR S P ERA WHIP											IP WLS BF H R ER SO BB IBB HBP BLK WP HR S P ERA WHIP											
65 Phil Hughes, R (1,1) ERA: 4.94	4.1 L 19 6 6 6 5 0 0 0 0 0 4 57 83 12.46 1.385											36 Freddy Garcia, R (9,1) ERA: 7.16	1.0 5 2 1 1 2 0 0 0 0 0 0 12 17 9.00 2.000										
36 Cody Eppley, R (5,1) ERA: 2.5	1.0 3 0 0 0 1 0 0 0 0 0 0 12 17 0.00 0.000											39 Clay Rapada, L (6,1) ERA: 3.05	1.1 4 0 0 0 4 0 0 0 0 0 0 14 20 0.00 0.000										
53 Cory Wade, R (7,1) ERA: 3.18	0.1 3 2 1 1 0 0 0 0 0 0 0 14 20 27.00 6.000											48 Boone Logan, L (8,1) ERA: 2.81	1.0 5 1 2 2 0 0 1 0 0 0 1 9 18 18.00 1.000										

Batter	1	2	3	4	5	6	7	8	9	AB R H RBI BB SO LOB	BOTTOM												
2 Derek Jeter, R (1,10) OBP: 0.364, SLG: 0.427										4 1 1 1 1 1 1	Atlanta Braves @ New York Yankees Yankee Stadium, Bronx, NY Wed Jun 20 2012, 1:08 PM - 4:28 PM EDT Att: 45,094 - Sunny - 94 F												
14 Curtis Granderson, L (1,8) OBP: 0.346, SLG: 0.509										5 0 1 1 0 1 1													
13 Alex Rodriguez, R (1,5) OBP: 0.358, SLG: 0.422										4 1 1 1 0 1 2													
24 Robinson Canó, L (1,4) OBP: 0.365, SLG: 0.545									4 1 2 1 0 1 0														
33 Nick Swisher, S (1,9) OBP: 0.331, SLG: 0.486									3 0 0 0 1 1 1														
27 Raul Ibanez, L (1,7) OBP: 0.290, SLG: 0.464									3 0 0 0 0 0 1														
22 Andruw Jones, R (8,PH) OBP: 0.310, SLG: 0.412									1 0 0 0 0 1 1														
12 Eric Chavez, L (1,3) OBP: 0.307, SLG: 0.442									2 1 1 1 1 1 0														
25 Mark Teixeira, S (6,PH) OBP: 0.336, SLG: 0.475									1 0 1 0 0 0 0														
55 Russell Martin, R (1,2) OBP: 0.333, SLG: 0.398									2 1 1 0 2 0 2														
17 Jayson Nix, R (1,6) OBP: 0.300, SLG: 0.400									4 0 0 0 0 1 4														
Inning Stats	R: 1 H: 1 E: 0 K: 2 S: 11	H: 1 LOB: 0 BB: 0 P: 17	R: 0 H: 1 E: 0 K: 1 S: 14	H: 1 LOB: 1 BB: 1 P: 22	R: 0 H: 0 E: 0 K: 0 S: 7	H: 0 LOB: 0 BB: 0 P: 12	R: 0 H: 0 E: 0 K: 0 S: 7	H: 0 LOB: 0 BB: 0 P: 9	R: 1 H: 1 E: 0 K: 2 S: 13	H: 1 LOB: 1 BB: 1 P: 23	R: 2 H: 2 E: 0 K: 1 S: 13	H: 2 LOB: 0 BB: 1 P: 22	R: 1 H: 1 E: 0 K: 0 S: 10	H: 1 LOB: 1 BB: 2 P: 20	R: 0 H: 2 E: 0 K: 1 S: 14	H: 2 LOB: 2 BB: 0 P: 23	R: 0 H: 0 E: 0 K: 1 S: 9	H: 0 LOB: 0 BB: 0 P: 12	1B: 2 2B: 2 3B: 0 HR: 4	SF: 0 SAC: 0 DP: 2 HBP: 0	WP: 0 PB: 0 SB: 0 CS: 0	PA: 38	
PITCHER	IP WLS BF H R ER SO BB IBB HBP BLK WP HR S P ERA WHIP											IP WLS BF H R ER SO BB IBB HBP BLK WP HR S P ERA WHIP											
48 Tommy Hanson, R (1,1) ERA: 3.54	5.0 W 22 4 4 4 5 2 0 0 0 0 0 8 16 7.20 1.400											39 Jonny Venters, L (6,1) ERA: 3.5	1.0 H 3 0 0 0 1 1 0 0 0 0 0 8 16 0.00 1.000										
32 Chad Durbin, R (7,1) ERA: 3.81	1.0 H 5 1 1 1 0 2 0 0 0 0 0 10 20 9.00 3.000											34 Eric O'Flaherty, L (8,1) ERA: 3.6	1.0 5 2 0 0 1 0 0 0 0 0 0 14 23 0.00 2.000										
54 Kris Medlen, R (9,1) ERA: 3.34	1.0 3 0 0 0 1 0 0 0 0 0 0 9 12 0.00 0.000																						

Batter	1	2	3	4	5	6	7	8	9	AB	R	H	RBI	BB	SO	LOB	TOP			
24 Michael Bourn, L OBP: 0.359, SLG: 0.444										5	1	3	2	0	0	1	Atlanta Braves @ Boston Red Sox Fenway Park, Boston, MA Sat Jun 23 2012, 7:19 PM - 10:22 PM EDT Att: 37,782 - Cloudy - 65 F			
14 Martín Prado, R OBP: 0.380, SLG: 0.463										2	0	0	0	2	0	2				
16 Brian McCann, L OBP: 0.313, SLG: 0.411										4	0	1	1	0	1	2				
26 Dan Uggla, R OBP: 0.372, SLG: 0.432										4	1	1	0	0	1	2				
5 Freddie Freeman, L OBP: 0.300, SLG: 0.436										4	0	1	0	0	3	3				
10 Chipper Jones, S OBP: 0.348, SLG: 0.420										4	0	1	1	0	1	3				
22 Jason Heyward, L OBP: 0.345, SLG: 0.489										4	1	1	0	0	0	2				
8 David Ross, R OBP: 0.355, SLG: 0.456										4	1	1	0	0	1	1				
19 Andrelton Simmons, R OBP: 0.361, SLG: 0.500										4	0	1	0	0	1	1				
Inning Stats	R: 1 E: 0 K: 2 S: 11	H: 2 LOB: 2 BB: 1 P: 20	R: 0 E: 0 K: 2 S: 11	H: 0 LOB: 0 BB: 0 P: 14	R: 0 E: 0 K: 0 S: 10	H: 1 LOB: 0 BB: 0 P: 13	R: 0 E: 0 K: 2 S: 8	H: 0 LOB: 0 BB: 0 P: 10	R: 1 E: 1 K: 0 S: 8	H: 2 LOB: 1 BB: 0 P: 10	R: 1 E: 0 K: 0 S: 14	H: 2 LOB: 1 BB: 1 P: 19	R: 0 E: 0 K: 0 S: 10	H: 1 LOB: 1 BB: 0 P: 14	R: 0 E: 0 K: 0 S: 8	H: 0 LOB: 0 BB: 0 P: 11	1B: 8 2B: 3 3B: 0 HR: 0	SF: 0 SAC: 0 DP: 2 HBP: 0	WP: 0 PB: 0 SB: 3 CS: 0	PA: 37
PITCHER	IP WLS BF H R ER SO BB IBB HBP BLK WP HR S P ERA WHIP	IP WLS BF H R ER SO BB IBB HBP BLK WP HR S P ERA WHIP	IP WLS BF H R ER SO BB IBB HBP BLK WP HR S P ERA WHIP	IP WLS BF H R ER SO BB IBB HBP BLK WP HR S P ERA WHIP	IP WLS BF H R ER SO BB IBB HBP BLK WP HR S P ERA WHIP	IP WLS BF H R ER SO BB IBB HBP BLK WP HR S P ERA WHIP	IP WLS BF H R ER SO BB IBB HBP BLK WP HR S P ERA WHIP	IP WLS BF H R ER SO BB IBB HBP BLK WP HR S P ERA WHIP	IP WLS BF H R ER SO BB IBB HBP BLK WP HR S P ERA WHIP	IP WLS BF H R ER SO BB IBB HBP BLK WP HR S P ERA WHIP	IP WLS BF H R ER SO BB IBB HBP BLK WP HR S P ERA WHIP	IP WLS BF H R ER SO BB IBB HBP BLK WP HR S P ERA WHIP	IP WLS BF H R ER SO BB IBB HBP BLK WP HR S P ERA WHIP	IP WLS BF H R ER SO BB IBB HBP BLK WP HR S P ERA WHIP	IP WLS BF H R ER SO BB IBB HBP BLK WP HR S P ERA WHIP	IP WLS BF H R ER SO BB IBB HBP BLK WP HR S P ERA WHIP	IP WLS BF H R ER SO BB IBB HBP BLK WP HR S P ERA WHIP			
46 Franklin Morales, L ERA: 3.12	6.0	W	25	7	3	2	8	1	0	0	0	0	0	0	0	0	3.00	1.333		
48 Scott Atchison, R ERA: 1.4	0.1	H	4	2	1	1	0	1	0	0	0	0	0	0	0	0	27.00	9.000		
30 Andrew Miller, L ERA: 2.3	0.2	H	1	0	0	0	0	0	0	0	0	0	0	0	0	2	3	0.00	0.000	
44 Vicente Padilla, R ERA: 4.0	1.0		4	1	0	0	0	0	0	0	0	0	0	0	0	10	14	0.00	1.000	
91 Alfredo Aceves, R ERA: 4.42	1.0		3	0	0	0	0	0	0	0	0	0	0	0	0	8	11	0.00	0.000	

Batter	1	2	3	4	5	6	7	8	9	AB	R	H	RBI	BB	SO	LOB	BOTTOM			
66 Daniel Nava, S OBP: 0.454, SLG: 0.513										4	1	1	2	0	0	3	Atlanta Braves @ Boston Red Sox Fenway Park, Boston, MA Sat Jun 23 2012, 7:19 PM - 10:22 PM EDT Att: 37,782 - Cloudy - 65 F			
15 Dustin Pedroia, R OBP: 0.324, SLG: 0.398										4	1	3	2	1	0	1				
34 David Ortiz, L OBP: 0.387, SLG: 0.588										4	0	0	0	1	0	3				
39 Jarrod Saltalamacchia, R OBP: 0.308, SLG: 0.541										4	1	1	0	1	2	1				
28 Adrián González, L OBP: 0.314, SLG: 0.392										5	1	2	1	0	2	4				
64 Will Middlebrooks, R OBP: 0.388, SLG: 0.562										4	1	3	2	0	0	0				
7 Cody Ross, R OBP: 0.345, SLG: 0.543										4	1	2	1	0	1	2				
55 Ryan Kalish, L OBP: 0.261, SLG: 0.190										3	1	0	0	1	2	2				
3 Mike Aviles, R OBP: 0.285, SLG: 0.426										4	1	2	0	0	2	4				
Inning Stats	R: 2 E: 0 K: 0 S: 17	H: 4 LOB: 2 BB: 0 P: 29	R: 2 E: 0 K: 1 S: 14	H: 2 LOB: 2 BB: 2 P: 29	R: 1 E: 0 K: 1 S: 12	H: 2 LOB: 1 BB: 0 P: 17	R: 0 E: 0 K: 0 S: 7	H: 1 LOB: 0 BB: 0 P: 9	R: 1 E: 0 K: 2 S: 15	H: 3 LOB: 2 BB: 0 P: 23	R: 0 E: 0 K: 2 S: 12	H: 0 LOB: 1 BB: 1 P: 19	R: 2 E: 0 K: 1 S: 17	H: 2 LOB: 1 BB: 1 P: 26	R: 0 E: 0 K: 2 S: 11	H: 0 LOB: 0 BB: 0 P: 12	1B: 8 2B: 6 3B: 0 HR: 1	SF: 0 SAC: 0 DP: 2 HBP: 1	WP: 1 PB: 0 SB: 0 CS: 0	PA: 41
PITCHER	IP WLS BF H R ER SO BB IBB HBP BLK WP HR S P ERA WHIP	IP WLS BF H R ER SO BB IBB HBP BLK WP HR S P ERA WHIP	IP WLS BF H R ER SO BB IBB HBP BLK WP HR S P ERA WHIP	IP WLS BF H R ER SO BB IBB HBP BLK WP HR S P ERA WHIP	IP WLS BF H R ER SO BB IBB HBP BLK WP HR S P ERA WHIP	IP WLS BF H R ER SO BB IBB HBP BLK WP HR S P ERA WHIP	IP WLS BF H R ER SO BB IBB HBP BLK WP HR S P ERA WHIP	IP WLS BF H R ER SO BB IBB HBP BLK WP HR S P ERA WHIP	IP WLS BF H R ER SO BB IBB HBP BLK WP HR S P ERA WHIP	IP WLS BF H R ER SO BB IBB HBP BLK WP HR S P ERA WHIP	IP WLS BF H R ER SO BB IBB HBP BLK WP HR S P ERA WHIP	IP WLS BF H R ER SO BB IBB HBP BLK WP HR S P ERA WHIP	IP WLS BF H R ER SO BB IBB HBP BLK WP HR S P ERA WHIP	IP WLS BF H R ER SO BB IBB HBP BLK WP HR S P ERA WHIP	IP WLS BF H R ER SO BB IBB HBP BLK WP HR S P ERA WHIP	IP WLS BF H R ER SO BB IBB HBP BLK WP HR S P ERA WHIP	IP WLS BF H R ER SO BB IBB HBP BLK WP HR S P ERA WHIP			
40 Randall Delgado, R ERA: 4.55	3.0	L	13	6	2	2	2	0	0	0	0	0	0	0	0	1	32	45	6.00	2.000
38 Anthony Varvaro, R ERA: 0.44	2.0		9	1	2	2	3	2	0	0	0	0	0	0	0	26	42	9.00	1.500	
39 Jonny Venters, L ERA: 3.81	0.2		3	1	0	0	1	0	0	0	0	0	0	0	0	1	7	9	0.00	1.500
54 Kris Medlen, R ERA: 3.24	1.0		3	0	0	0	2	0	0	0	0	0	0	0	0	0	11	12	0.00	0.000



Batter	1	2	3	4	5	6	7	8	9	AB	R	H	RBI	BB	SO	LOB	TOP			
24 Michael Bourn, L (1, 8) OBP: 0.356, SLG: 0.440										5	0	1	0	0	1	4	Atlanta Braves @ Boston Red Sox Fenway Park, Boston, MA Sun Jun 24 2012, 1:39 PM - 4:33 PM EDT Att: 37,565 - Sunny - 82 F			
14 Martín Prado, R (1, 7) OBP: 0.378, SLG: 0.460										4	0	1	0	0	0	3				
16 Brian McCann, L (1, 2) OBP: 0.308, SLG: 0.404										4	0	0	0	0	0	4				
26 Dan Uggla, R (1, 4) OBP: 0.370, SLG: 0.429										4	0	1	0	0	0	0				
5 Freddie Freeman, L (1, 3) OBP: 0.295, SLG: 0.429										4	0	0	0	0	0	1				
22 Jason Heyward, L (1, 9) OBP: 0.351, SLG: 0.510										4	2	3	1	0	1	0				
19 Andrelton Simmons, R (1, 6) OBP: 0.369, SLG: 0.590										4	1	2	0	0	0	1				
20 Eric Hinske, L (1, 10) OBP: 0.279, SLG: 0.298										2	1	2	2	0	0	0				
23 Matt Diaz, R (7, PH) OBP: 0.293, SLG: 0.344										2	0	0	0	0	1	1				
25 Juan Francisco, L (1, 5) OBP: 0.243, SLG: 0.411										4	0	1	0	0	0	2				
Inning Stats	R: 0 E: 0 K: 0 S: 10	H: 1 LOB: 0 BB: 0 P: 16	R: 0 E: 0 K: 0 S: 6	H: 1 LOB: 1 BB: 0 P: 9	R: 0 E: 0 K: 0 S: 10	H: 1 LOB: 1 BB: 0 P: 16	R: 0 E: 0 K: 0 S: 8	H: 0 LOB: 0 BB: 0 P: 14	R: 3 E: 1 K: 0 S: 14	H: 3 LOB: 1 BB: 0 P: 24	R: 1 E: 0 K: 0 S: 7	H: 2 LOB: 0 BB: 0 P: 10	R: 0 E: 0 K: 1 S: 12	H: 0 LOB: 0 BB: 0 P: 12	R: 0 E: 0 K: 1 S: 10	H: 1 LOB: 1 BB: 0 P: 15	1B: 7 2B: 2 3B: 1 HR: 1	SF: 0 SAC: 0 DP: 2 HBP: 0	WP: 0 PB: 0 SB: 0 CS: 0	PA: 37
PITCHER	IP WLS BF H R ER SO BB IBB HBP BLK WP HR S P ERA WHIP																			
35 Aaron Cook, R (1, 1) ERA: 9.39	5.0 W 21 6 3 2 0 0 0 0 0 0 0 0 0 48 79 3.60 1.200																			
32 Matt Albers, R (6, 1) ERA: 2.12	1.0 4 2 1 1 0 0 0 0 0 0 0 0 1 7 10 9.00 2.000																			
30 Andrew Miller, L (7, 1) ERA: 2.16	1.0 5 2 0 0 1 0 0 0 0 0 0 0 0 12 21 0.00 2.000																			
48 Scott Alchison, R (8, 1) ERA: 1.36	1.0 3 0 0 0 1 0 0 0 0 0 0 0 0 7 12 0.00 0.000																			
37 Mark Melancon, R (9, 1) ERA: 13.5	1.0 4 1 0 0 1 0 0 0 0 0 0 0 0 10 15 0.00 1.000																			

AB	37
R	4
H	11
RBI	3
BB	0
SO	3
LOB	16



Batter	1	2	3	4	5	6	7	8	9	AB	R	H	RBI	BB	SO	LOB	BOTTOM			
66 Daniel Nava, S (1, 7) OBP: 0.452, SLG: 0.517										5	1	2	1	0	1	1	Atlanta Braves @ Boston Red Sox Fenway Park, Boston, MA Sun Jun 24 2012, 1:39 PM - 4:33 PM EDT Att: 37,565 - Sunny - 82 F			
15 Dustin Pedroia, R (1, 4) OBP: 0.327, SLG: 0.398										3	1	1	0	1	0	3				
64 Will Middlebrooks, R (1, 10) OBP: 0.365, SLG: 0.593										2	1	0	1	1	0	1				
7 Cody Ross, R (1, 9) OBP: 0.349, SLG: 0.581										4	2	2	5	0	1	0				
28 Adrián González, L (1, 3) OBP: 0.319, SLG: 0.406										3	2	2	1	1	0	0				
Kevin Youkilis, R (1, 5) OBP: 0.315, SLG: 0.377										4	0	2	1	0	0	1				
5 Nick Punto, S (7, PR) OBP: 0.333, SLG: 0.292										0	0	0	0	0	0	0				
3 Mike Aviles, R (1, 6) OBP: 0.281, SLG: 0.420										4	0	0	0	0	1	2				
54 Darrell McDonald, R (1, 8) OBP: 0.297, SLG: 0.375										4	0	1	0	0	1	0				
10 Kelly Shoppach, R (1, 2) OBP: 0.358, SLG: 0.536										4	2	1	0	0	0	1				
Inning Stats	R: 0 E: 0 K: 0 S: 8	H: 1 LOB: 0 BB: 0 P: 13	R: 0 E: 0 K: 2 S: 14	H: 1 LOB: 0 BB: 0 P: 20	R: 0 E: 0 K: 1 S: 7	H: 0 LOB: 0 BB: 0 P: 12	R: 4 E: 0 K: 1 S: 14	H: 2 LOB: 0 BB: 2 P: 28	R: 3 E: 0 K: 0 S: 14	H: 2 LOB: 1 BB: 1 P: 23	R: 1 E: 0 K: 0 S: 11	H: 2 LOB: 1 BB: 0 P: 18	R: 1 E: 0 K: 0 S: 12	H: 2 LOB: 1 BB: 0 P: 20	R: 0 E: 0 K: 0 S: 7	H: 1 LOB: 0 BB: 0 P: 9	1B: 6 2B: 1 3B: 1 HR: 3	SF: 1 SAC: 0 DP: 2 HBP: 0	WP: 0 PB: 0 SB: 0 CS: 0	PA: 37
PITCHER	IP WLS BF H R ER SO BB IBB HBP BLK WP HR S P ERA WHIP																			
36 Mike Minor, L (1, 1) ERA: 6.14	4.2 L 23 6 7 4 0 0 0 0 0 0 0 0 0 12 20 6.75 1.929																			
54 Kris Medlen, R (5, 1) ERA: 3.99	1.1 6 2 1 1 0 0 0 0 0 0 0 0 0 12 20 9.00 2.000																			
32 Chad Durbin, R (7, 1) ERA: 3.94	1.0 5 2 1 1 0 0 0 0 0 0 0 0 0 7 9 0.00 1.000																			
34 Eric O'Flaherty, L (8, 1) ERA: 3.46	1.0 3 1 0 0 0 0 0 0 0 0 0 0 0 7 9 0.00 1.000																			

AB	33
R	9
H	11
RBI	9
BB	3
SO	4
LOB	9



Batter	1	2	3	4	5	6	7	8	9	AB	R	H	RBI	BB	SO	LOB	TOP					
8 Gerardo Parra, L (1, 8) OBP: 0.347, SLG: 0.436 24 Chris Young, R (7, PH) OBP: 0.317, SLG: 0.423	G6-3		G4-3							3	0	1	0	0	0	0	Arizona Diamondbacks @ Atlanta Braves Turner Field, Atlanta, GA Wed Jun 27 2012, 7:11 PM - 9:45 PM EDT Att: 20,039 - Clear - 89 F					
6 Stephen Drew, L (1, 6) OBP: 0.250, SLG: 0.250	G4-3			E9 G4-3		F8				4	0	1	0	0	1							
10 Justin Upton, R (1, 9) OBP: 0.358, SLG: 0.401				G4-3						3	0	2	0	1	0							
13 Jason Kubel, L (1, 7) OBP: 0.366, SLG: 0.510				G4-3						4	0	0	0	0	3							
44 Paul Goldschmidt, R (1, 3) OBP: 0.360, SLG: 0.523		G5-3			F9					3	0	0	0	1	0							
26 Miguel Montero, L (1, 2) OBP: 0.371, SLG: 0.423		F9								4	1	1	0	0	1							
2 Aaron Hill, R (1, 4) OBP: 0.361, SLG: 0.500										4	1	2	0	0	1							
14 Ryan Roberts, R (1, 5) OBP: 0.283, SLG: 0.363										4	1	1	3	0	1							
35 Trevor Cahill, R (1, 1) OBP: 0.266, SLG: 0.365 39 Bryan Shaw, S (6, 1)										2	0	0	0	0	2							
18 Willie Bloomquist, R (7, PH) OBP: 0.244, SLG: 0.398 49 Mike Zagurski, L (7, 1) OBP: 0.285, SLG: 0.350 30 David Hernandez, R (8, 1) OBP: 0.285, SLG: 0.350 37 Lyle Overbay, L (8, PH) OBP: 0.420, SLG: 0.539										1	0	0	0	0	0							
Inning Stats	R: 0 E: 0 K: 1 S: 8	H: 0 LOB: 1 BB: 1 P: 17	R: 0 E: 0 K: 0 S: 7	H: 0 LOB: 0 BB: 0 P: 9	R: 0 E: 0 K: 1 S: 7	H: 0 LOB: 0 BB: 0 P: 8	R: 0 E: 1 K: 0 S: 8	H: 1 LOB: 1 BB: 0 P: 12	R: 0 E: 0 K: 2 S: 8	H: 1 LOB: 0 BB: 0 P: 13	R: 0 E: 0 K: 1 S: 11	H: 2 LOB: 1 BB: 0 P: 18	R: 4 E: 0 K: 1 S: 17	H: 4 LOB: 0 BB: 0 P: 23	R: 0 E: 0 K: 1 S: 9	H: 1 LOB: 1 BB: 1 P: 17	R: 0 E: 0 K: 3 S: 10	H: 0 LOB: 0 BB: 0 P: 12	1B: 5 2B: 2 3B: 0 HR: 2	SF: 0 SAC: 0 DP: 1 HBP: 0	WP: 1 PB: 0 SB: 1 CS: 1	PA: 36
PITCHER	IP WLS BF H R ER SO BB IBB HBP BLK WP HR S P ERA WHIP																					
48 Tommy Hanson, R (1, 1) ERA: 3.59	6.1 W 26 7 3 3 5 1 0 0 0 0 1 1 58 90 4.26 1.263																					
39 Jonny Venters, L (7, 1) ERA: 4.03	0.2 H 3 1 1 1 1 0 0 0 0 0 1 8 10 13.50 1.500																					
34 Eric O'Flaherty, L (8, 1) ERA: 3.33	1.0 H 4 1 0 0 1 1 0 0 0 0 0 9 17 0.00 2.000																					
46 Craig Kimbrel, R (9, 1) ERA: 1.29	1.0 S 3 0 0 0 3 0 0 0 0 0 0 10 12 0.00 0.000																					

Batter	1	2	3	4	5	6	7	8	9	AB	R	H	RBI	BB	SO	LOB	BOTTOM			
24 Michael Bourn, L (1, 8) OBP: 0.353, SLG: 0.445	L1		G6-3			SF8		G4-3		3	0	0	1	0	0	1	Arizona Diamondbacks @ Atlanta Braves Turner Field, Atlanta, GA Wed Jun 27 2012, 7:11 PM - 9:45 PM EDT Att: 20,039 - Clear - 89 F			
22 Jason Heyward, L (1, 9) OBP: 0.354, SLG: 0.520										3	1	1	1	1	0	0				
14 Martin Prado, R (1, 7) OBP: 0.377, SLG: 0.461										3	0	1	1	0	0					
16 Brian McCann, L (1, 2) OBP: 0.305, SLG: 0.396										4	0	0	0	0	3					
26 Dan Uggla, R (1, 4) OBP: 0.366, SLG: 0.418										3	1	0	0	1	2					
10 Chipper Jones, S (1, 5) OBP: 0.386, SLG: 0.455										3	2	1	2	1	1					
5 Freddie Freeman, L (1, 3) OBP: 0.304, SLG: 0.439										4	1	2	0	0	1					
19 Andrelton Simmons, R (1, 6) OBP: 0.361, SLG: 0.494										3	1	0	0	0	1					
48 Tommy Hanson, R (1, 1) OBP: 0.311, SLG: 0.040 39 Jonny Venters, L (7, 1) ERA: 2.5 34 Eric O'Flaherty, L (8, 1) ERA: 5.5 46 Craig Kimbrel, R (9, 1) ERA: 1.29										2	0	0	0	1	2					
Inning Stats	R: 1 E: 0 K: 1 S: 10	H: 2 LOB: 1 BB: 0 P: 17	R: 0 E: 0 K: 0 S: 6	H: 0 LOB: 0 BB: 0 P: 9	R: 0 E: 0 K: 1 S: 12	H: 0 LOB: 0 BB: 0 P: 16	R: 0 E: 0 K: 1 S: 12	H: 0 LOB: 0 BB: 0 P: 18	R: 3 E: 1 K: 0 S: 18	H: 1 LOB: 2 BB: 3 P: 31	R: 2 E: 0 K: 2 S: 12	H: 2 LOB: 1 BB: 1 P: 18	R: 0 E: 0 K: 0 S: 6	H: 0 LOB: 0 BB: 0 P: 9	R: 0 E: 0 K: 2 S: 9	H: 0 LOB: 0 BB: 0 P: 14		1B: 2 2B: 1 3B: 0 HR: 2	SF: 2 SAC: 0 DP: 0 HBP: 0	WP: 0 PB: 0 SB: 1 CS: 0
PITCHER	IP WLS BF H R ER SO BB IBB HBP BLK WP HR S P ERA WHIP																			
35 Trevor Cahill, R (1, 1) ERA: 3.67	5.0 L 24 4 6 4 3 4 0 0 0 0 0 0 11 13 7.20 1.600																			
39 Bryan Shaw, R (6, 1) ERA: 2.5	1.0 4 1 0 0 2 0 0 0 0 0 0 11 13 0.00 1.000																			
49 Mike Zagurski, L (7, 1) ERA: 5.5	1.0 3 0 0 0 0 0 0 0 0 0 0 6 9 0.00 0.000																			
30 David Hernandez, R (8, 1) ERA: 2.81	1.0 3 0 0 0 2 0 0 0 0 0 0 9 14 0.00 0.000																			

Batter	1	2	3	4	5	6	7	8	9	AB	R	H	RBI	BB	SO	LOB	TOP						
1 Steve Lombardozzi, S OBP: 0.319, SLG: 0.535 17 Sean Burnett, L 36 Tyler Clippard, R										4	0	1	0	0	0	2	Washington Nationals @ Atlanta Braves Turner Field, Atlanta, GA Fri Jun 29 2012, 7:38 PM - 10:51 PM EDT Att: 32,299 - Clear - 101 F						
34 Bryce Harper, L OBP: 0.354, SLG: 0.486									5	0	1	0	0	2	4								
11 Ryan Zimmerman, R OBP: 0.299, SLG: 0.351									5	0	2	0	0	1	1								
25 Adam LaRoche, L OBP: 0.330, SLG: 0.496									5	1	0	0	0	3	4								
38 Michael Morse, R OBP: 0.308, SLG: 0.441 24 Rick Ankiel, L OBP: 0.282, SLG: 0.397										4	3	4	1	0	0	0							
20 Ian Desmond, R OBP: 0.303, SLG: 0.481									4	0	1	2	0	1	3								
8 Danny Espinosa, S OBP: 0.306, SLG: 0.361									4	0	1	0	0	1	0								
26 Jesus Flores, R OBP: 0.287, SLG: 0.385									4	1	2	1	0	1	2								
48 Ross Detwiler, R OBP: 0.111, SLG: 0.059 2 Roger Bernadina, L OBP: 0.325, SLG: 0.380									3	0	1	1	0	1	0								
									1	0	1	0	0	0	0								
Inning Stats	R: 0 E: 0 K: 0 S: 14	H: 2 LOB: 1 BB: 0 P: 23	R: 1 E: 0 K: 2 S: 17	H: 3 LOB: 2 BB: 0 P: 27	R: 2 E: 2 K: 1 S: 13	H: 2 LOB: 1 BB: 0 P: 18	R: 1 E: 0 K: 0 S: 14	H: 1 LOB: 0 BB: 0 P: 22	R: 0 E: 0 K: 1 S: 10	H: 0 LOB: 0 BB: 0 P: 17	R: 0 E: 0 K: 1 S: 9	H: 1 LOB: 1 BB: 0 P: 15	R: 1 E: 0 K: 2 S: 15	H: 3 LOB: 3 BB: 1 P: 23	R: 0 E: 0 K: 2 S: 11	H: 1 LOB: 1 BB: 0 P: 18	1B: 11 2B: 2 3B: 0 HR: 2	SF: 0 SAC: 0 DP: 1 HBP: 0	WP: 0 PB: 0 SB: 0 CS: 0	PA: 41			
PITCHER	IP WLS BF H R ER SO BB IBB HBP BLK WP HR S P ERA WHIP	4.0 1.0 5 2 0 0 0 0 0 0 0 0 0 1 58 90 4.50 2.000	1.0 0.2 4 2 1 1 1 0 0 0 0 0 0 1 8 10 13.50 3.000	1.1 0.2 6 2 0 0 3 1 0 0 0 0 0 0 18 31 0.00 2.250																			
40 Randall Delgado, R ERA: 4.52 50 Cristhian Martinez, R ERA: 4.42 38 Anthony Varvaro, R ERA: 5.4 32 Chad Durbin, R ERA: 4.11 39 Jonny Venters, L ERA: 3.88																							
PITCHER	IP WLS BF H R ER SO BB IBB HBP BLK WP HR S P ERA WHIP	4.0 1.0 5 2 0 0 0 0 0 0 0 0 0 1 58 90 4.50 2.000	1.0 0.2 4 2 1 1 1 0 0 0 0 0 0 1 8 10 13.50 3.000	1.1 0.2 6 2 0 0 3 1 0 0 0 0 0 0 18 31 0.00 2.250																			

AB	40
R	5
H	15
RBI	5
BB	1
SO	10
LOB	16



WP	0
PB	0
SB	0
CS	0

AB	32
R	4
H	7
RBI	4
BB	2
SO	3
LOB	17



WP	0
PB	0
SB	0
CS	0

PA	38
----	----

Batter	1	2	3	4	5	6	7	8	9	AB	R	H	RBI	BB	SO	LOB	TOP							
1 Tony Campana, L (1, 8) OBP: 0.304, SLG: 0.300										4	0	0	0	0	2	2								
13 Starlin Castro, R (1, 6) OBP: 0.315, SLG: 0.422										4	0	0	0	0	1	2								
44 Anthony Rizzo, L (1, 3) OBP: 0.333, SLG: 0.652										4	1	2	1	0	0	0								
12 Alfonso Soriano, R (1, 7) OBP: 0.327, SLG: 0.487										4	0	0	0	0	3	2								
6 Bryan LaHair, L (1, 9) OBP: 0.362, SLG: 0.521										4	1	1	0	0	2	1								
54 Shawn Camp, R (8, 1)										0	0	0	0	0	0	0								
40 James Russell, L (9, 1)										0	0	0	0	0	0	0								
51 Steve Clevenger, L (1, 2) OBP: 0.301, SLG: 0.400										4	1	2	0	0	0	1								
15 Darwin Barney, R (1, 4) OBP: 0.310, SLG: 0.371										3	1	0	0	1	0	1								
24 Luis Valbuena, L (1, 5) OBP: 0.283, SLG: 0.509										4	0	2	3	0	0	0								
29 Jeff Samardzija, R (1, 1) OBP: 0.241, SLG: 0.185										2	0	0	0	0	1	1								
5 Reed Johnson, R (8, 9) OBP: 0.338, SLG: 0.412										1	0	0	0	0	0	0								
Inning Stats	R: 0 H: 1 E: 0 K: 2 S: 15	H: 1 LOB: 1 BB: 0 P: 20	R: 0 H: 0 E: 0 K: 1 S: 6	H: 0 LOB: 0 BB: 0 P: 9	R: 0 H: 1 E: 0 K: 1 S: 8	H: 1 LOB: 1 BB: 0 P: 9	R: 1 H: 2 E: 0 K: 1 S: 14	H: 2 LOB: 1 BB: 0 P: 20	R: 0 H: 0 E: 0 K: 1 S: 6	H: 0 LOB: 0 BB: 0 P: 9	R: 0 H: 0 E: 0 K: 1 S: 7	H: 0 LOB: 1 BB: 0 P: 9	R: 3 H: 3 E: 1 K: 1 S: 17	H: 3 LOB: 1 BB: 1 P: 29	R: 0 H: 0 E: 0 K: 0 S: 15	H: 0 LOB: 0 BB: 0 P: 23	R: 0 H: 0 E: 0 K: 0 S: 3	H: 0 LOB: 0 BB: 0 P: 4	1B: 4 2B: 2 3B: 0 HR: 1	SF: 0 SAC: 1 DP: 0 HBP: 0	WP: 0 PB: 0 SB: 0 CS: 0	PA: 36		
PITCHER	IP WLS BF H R ER SO BB IBB HBP BLK WP HR S P ERA WHIP	IP WLS BF H R ER SO BB IBB HBP BLK WP HR S P ERA WHIP	IP WLS BF H R ER SO BB IBB HBP BLK WP HR S P ERA WHIP	IP WLS BF H R ER SO BB IBB HBP BLK WP HR S P ERA WHIP	IP WLS BF H R ER SO BB IBB HBP BLK WP HR S P ERA WHIP	IP WLS BF H R ER SO BB IBB HBP BLK WP HR S P ERA WHIP	IP WLS BF H R ER SO BB IBB HBP BLK WP HR S P ERA WHIP	IP WLS BF H R ER SO BB IBB HBP BLK WP HR S P ERA WHIP	IP WLS BF H R ER SO BB IBB HBP BLK WP HR S P ERA WHIP	IP WLS BF H R ER SO BB IBB HBP BLK WP HR S P ERA WHIP	IP WLS BF H R ER SO BB IBB HBP BLK WP HR S P ERA WHIP	IP WLS BF H R ER SO BB IBB HBP BLK WP HR S P ERA WHIP	IP WLS BF H R ER SO BB IBB HBP BLK WP HR S P ERA WHIP	IP WLS BF H R ER SO BB IBB HBP BLK WP HR S P ERA WHIP	IP WLS BF H R ER SO BB IBB HBP BLK WP HR S P ERA WHIP	IP WLS BF H R ER SO BB IBB HBP BLK WP HR S P ERA WHIP	IP WLS BF H R ER SO BB IBB HBP BLK WP HR S P ERA WHIP	IP WLS BF H R ER SO BB IBB HBP BLK WP HR S P ERA WHIP	IP WLS BF H R ER SO BB IBB HBP BLK WP HR S P ERA WHIP	IP WLS BF H R ER SO BB IBB HBP BLK WP HR S P ERA WHIP	IP WLS BF H R ER SO BB IBB HBP BLK WP HR S P ERA WHIP	IP WLS BF H R ER SO BB IBB HBP BLK WP HR S P ERA WHIP	IP WLS BF H R ER SO BB IBB HBP BLK WP HR S P ERA WHIP	IP WLS BF H R ER SO BB IBB HBP BLK WP HR S P ERA WHIP

Chicago Cubs @ Atlanta Braves
Turner Field, Atlanta, GA
Mon Jul 02 2012, 7:12 PM - 9:43 PM EDT
Att: 22,292 - Partly Cloudy - 91 F

AB	34
R	4
H	7
RBI	4
BB	1
SO	9
LOB	10



Batter	1	2	3	4	5	6	7	8	9	AB	R	H	RBI	BB	SO	LOB	BOTTOM							
24 Michael Bourn, L (1, 8) OBP: 0.352, SLG: 0.439										4	1	2	0	0	0	1								
14 Martin Prado, R (1, 7) OBP: 0.383, SLG: 0.463										4	0	1	1	0	2	1								
22 Jason Heyward, L (1, 9) OBP: 0.343, SLG: 0.496										4	0	1	0	0	3	1								
10 Chipper Jones, S (1, 5) OBP: 0.372, SLG: 0.456										4	0	1	0	0	1	1								
5 Freddie Freeman, L (1, 3) OBP: 0.311, SLG: 0.449										4	0	0	0	0	3	1								
26 Dan Uggla, R (1, 4) OBP: 0.361, SLG: 0.409										3	0	1	0	0	0	1								
16 Brian McCann, L (1, 2) OBP: 0.291, SLG: 0.380										3	0	0	0	0	0	2								
19 Andrelton Simmons, R (1, 6) OBP: 0.369, SLG: 0.505										2	0	0	0	1	0	0								
48 Tommy Hanson, R (1, 1) OBP: 0.103, SLG: 0.037										2	0	0	0	0	2	1								
50 Cristhian Martinez, R (8, 1)										0	0	0	0	0	0	0								
20 Eric Hinske, L (8, PH) OBP: 0.271, SLG: 0.289										1	0	0	0	0	0	0								
32 Chad Durbin, R (9, 1) ERA: 2.39										0	0	0	0	0	0	0								
Inning Stats	R: 0 H: 0 E: 0 K: 2 S: 9	H: 1 LOB: 0 BB: 0 P: 11	R: 0 H: 1 E: 0 K: 1 S: 8	H: 1 LOB: 0 BB: 0 P: 11	R: 0 H: 0 E: 0 K: 1 S: 8	H: 0 LOB: 0 BB: 1 P: 15	R: 0 H: 0 E: 0 K: 3 S: 9	H: 0 LOB: 0 BB: 0 P: 16	R: 0 H: 0 E: 0 K: 1 S: 12	H: 0 LOB: 0 BB: 0 P: 15	R: 1 H: 2 E: 0 K: 2 S: 14	H: 2 LOB: 1 BB: 0 P: 20	R: 0 H: 1 E: 0 K: 1 S: 7	H: 1 LOB: 1 BB: 0 P: 13	R: 0 H: 1 E: 0 K: 0 S: 7	H: 1 LOB: 0 BB: 0 P: 11	R: 0 H: 1 E: 0 K: 0 S: 9	H: 1 LOB: 0 BB: 0 P: 15	1B: 4 2B: 3 3B: 0 HR: 0	SF: 0 SAC: 0 DP: 2 HBP: 0	WP: 1 PB: 0 SB: 2 CS: 0	PA: 32		
PITCHER	IP WLS BF H R ER SO BB IBB HBP BLK WP HR S P ERA WHIP	IP WLS BF H R ER SO BB IBB HBP BLK WP HR S P ERA WHIP	IP WLS BF H R ER SO BB IBB HBP BLK WP HR S P ERA WHIP	IP WLS BF H R ER SO BB IBB HBP BLK WP HR S P ERA WHIP	IP WLS BF H R ER SO BB IBB HBP BLK WP HR S P ERA WHIP	IP WLS BF H R ER SO BB IBB HBP BLK WP HR S P ERA WHIP	IP WLS BF H R ER SO BB IBB HBP BLK WP HR S P ERA WHIP	IP WLS BF H R ER SO BB IBB HBP BLK WP HR S P ERA WHIP	IP WLS BF H R ER SO BB IBB HBP BLK WP HR S P ERA WHIP	IP WLS BF H R ER SO BB IBB HBP BLK WP HR S P ERA WHIP	IP WLS BF H R ER SO BB IBB HBP BLK WP HR S P ERA WHIP	IP WLS BF H R ER SO BB IBB HBP BLK WP HR S P ERA WHIP	IP WLS BF H R ER SO BB IBB HBP BLK WP HR S P ERA WHIP	IP WLS BF H R ER SO BB IBB HBP BLK WP HR S P ERA WHIP	IP WLS BF H R ER SO BB IBB HBP BLK WP HR S P ERA WHIP	IP WLS BF H R ER SO BB IBB HBP BLK WP HR S P ERA WHIP	IP WLS BF H R ER SO BB IBB HBP BLK WP HR S P ERA WHIP	IP WLS BF H R ER SO BB IBB HBP BLK WP HR S P ERA WHIP	IP WLS BF H R ER SO BB IBB HBP BLK WP HR S P ERA WHIP	IP WLS BF H R ER SO BB IBB HBP BLK WP HR S P ERA WHIP	IP WLS BF H R ER SO BB IBB HBP BLK WP HR S P ERA WHIP	IP WLS BF H R ER SO BB IBB HBP BLK WP HR S P ERA WHIP	IP WLS BF H R ER SO BB IBB HBP BLK WP HR S P ERA WHIP	IP WLS BF H R ER SO BB IBB HBP BLK WP HR S P ERA WHIP

Chicago Cubs @ Atlanta Braves
Turner Field, Atlanta, GA
Mon Jul 02 2012, 7:12 PM - 9:43 PM EDT
Att: 22,292 - Partly Cloudy - 91 F

AB	31
R	1
H	6
RBI	1
BB	1
SO	11
LOB	9



Batter	1	2	3	4	5	6	7	8	9	AB	R	H	RBI	BB	SO	LOB	TOP				
9 David DeJesus, L (1,8) OBP: 0.364, SLG: 0.393	F7		FC4			G4-3			K	4	1	2	0	0	0	0	Chicago Cubs @ Atlanta Braves Turner Field, Atlanta, GA Tue Jul 03 2012, 8:04 PM - 11:03 PM EDT Att: 27,834 - Cloudy - 72 F				
1 Tony Campana, L (9,PH) OBP: 0.308, SLG: 0.305			13 E						1B	1	0	1	0	0	0						
13 Starlin Castro, R (1,6) OBP: 0.313, SLG: 0.419	K		FC4						K	5	1	1	0	0	2	1					
44 Anthony Rizzo, L (1,3) OBP: 0.321, SLG: 0.630			FC1			G4-3			L8	4	1	1	0	0	0	3					
12 Alfonso Soriano, R (1,7) OBP: 0.326, SLG: 0.484	F7		F9						F7	4	0	1	0	0	0	3					
6 Bryan LaHair, L (1,9) OBP: 0.364, SLG: 0.521			15 1B						K	4	0	2	1	0	1	1					
51 Steve Clevenger, L (1,2) OBP: 0.299, SLG: 0.394	G1-3		1 2H						G3-1	4	0	1	1	0	0	2					
15 Darwin Barney, R (1,4) OBP: 0.310, SLG: 0.370			F8						G5-3	4	0	1	0	0	0	3					
24 Luis Valbuena, L (1,5) OBP: 0.266, SLG: 0.475	G1-6-3		G6-3						G4-3	4	0	0	0	0	0	2					
32 Chris Volstad, R (5,1) 60 Manny Corpas, R (5,1) 21 Joe Mather, R (5,PH) 48 Rafael Dolis, R (5,1) 37 Jairo Asencio, R (5,1) 3 Jeff Baker, R (5,PH) OBP: 0.287, SLG: 0.348			F9						G6-3	2	0	0	0	0	0	0					
Inning Stats	R: 0 H: 1 E: 0 K: 1 S: 11	H: 1 LOB: 1 BB: 0 P: 16	R: 0 H: 2 E: 0 K: 0 S: 11	H: 2 LOB: 1 BB: 0 P: 16	R: 3 H: 3 E: 1 K: 0 S: 12	H: 3 LOB: 2 BB: 0 P: 13	R: 0 H: 2 E: 0 K: 1 S: 14	H: 2 LOB: 2 BB: 0 P: 16	R: 0 H: 1 E: 0 K: 0 S: 11	H: 0 LOB: 0 BB: 0 P: 19	R: 0 H: 0 E: 0 K: 1 S: 10	H: 0 LOB: 0 BB: 0 P: 12	R: 0 H: 0 E: 0 K: 1 S: 7	H: 0 LOB: 0 BB: 0 P: 8	R: 0 H: 0 E: 0 K: 1 S: 7	H: 0 LOB: 0 BB: 0 P: 11	R: 0 H: 1 E: 0 K: 1 S: 8	H: 1 LOB: 1 BB: 0 P: 13	1B: 9 2B: 1 3B: 0 HR: 0	SF: 0 SAC: 0 DP: 1 HBP: 0	WP: 0 PA: 38 PB: 0 SB: 0 CS: 0
PITCHER	IP WLS BF H R ER SO BB IBB HBP BLK WP HR S P ERA WHIP																				
49 Jair Jurrjens, R (1,1) ERA: 5.19	5.0 W 25 9 3 0 2 0 0 0 0 0 0 0 59 80 0.00 1.800																				
54 Kris Medlen, R (6,1) ERA: 3.07	3.0 H 9 0 0 0 2 0 0 0 0 0 0 0 24 31 0.00 0.000																				
39 Jonny Venters, L (9,1) ERA: 4.26	1.0 4 1 0 0 1 0 0 0 0 0 0 0 8 13 0.00 1.000																				

Batter	1	2	3	4	5	6	7	8	9	AB	R	H	RBI	BB	SO	LOB	BOTTOM		
24 Michael Bourn, L (1,8) OBP: 0.355, SLG: 0.444	K								F8	3	3	1	3	2	1	0	Chicago Cubs @ Atlanta Braves Turner Field, Atlanta, GA Tue Jul 03 2012, 8:04 PM - 11:03 PM EDT Att: 27,834 - Cloudy - 72 F		
14 Martin Prado, R (1,7) OBP: 0.383, SLG: 0.462	K								G5-3	3	1	1	2	1	1	1			
22 Jason Heyward, L (1,9) OBP: 0.341, SLG: 0.502	G3								F9	5	1	1	1	0	0	5			
10 Chipper Jones, S (1,5) OBP: 0.389, SLG: 0.485										5	0	5	4	0	0	0			
25 Juan Francisco, L (8,PH) OBP: 0.248, SLG: 0.411										0	0	0	0	0	0	0			
5 Freddie Freeman, L (1,3) OBP: 0.313, SLG: 0.444	G6-3								K	3	0	0	0	2	1	3			
26 Dan Uggla, R (1,4) OBP: 0.350, SLG: 0.404	F8									3	0	0	0	1	0	2			
16 Brian McCann, L (1,2) OBP: 0.294, SLG: 0.379	K									3	1	1	0	1	1	3			
19 Andrelton Simmons, R (1,6) OBP: 0.364, SLG: 0.495	G6-3									4	2	1	0	0	0	1			
49 Jair Jurrjens, R (1,1) OBP: 0.222, SLG: 0.125										1	0	0	0	0	0	0			
20 Eric Hinske, L (5,PH) OBP: 0.278, SLG: 0.289										0	1	0	0	1	0	0			
54 Kris Medlen, S (6,1) OBP: 0.400, SLG: 0.250										1	1	0	0	1	1	0			
39 Jonny Venters, L (9,1) ERA: 4.93										0	0	0	0	0	0	0			
Inning Stats	R: 1 H: 1 E: 0 K: 1 S: 14	H: 1 LOB: 1 BB: 1 P: 23	R: 0 H: 0 E: 0 K: 1 S: 7	H: 0 LOB: 0 BB: 0 P: 9	R: 0 H: 1 E: 0 K: 1 S: 11	H: 1 LOB: 0 BB: 0 P: 15	R: 0 H: 1 E: 0 K: 0 S: 8	H: 1 LOB: 0 BB: 0 P: 13	R: 0 H: 1 E: 0 K: 0 S: 13	H: 5 LOB: 1 BB: 2 P: 26	R: 4 H: 1 E: 0 K: 0 S: 20	H: 1 LOB: 3 BB: 6 P: 50	R: 0 H: 0 E: 0 K: 1 S: 8	H: 0 LOB: 0 BB: 0 P: 15	R: 0 H: 1 E: 0 K: 1 S: 11	H: 1 LOB: 1 BB: 0 P: 15	1B: 6 2B: 2 3B: 1 HR: 1	SF: 1 SAC: 0 DP: 2 HBP: 0	WP: 0 PA: 41 PB: 0 SB: 1 CS: 0
PITCHER	IP WLS BF H R ER SO BB IBB HBP BLK WP HR S P ERA WHIP																		
32 Chris Volstad, R (1,1) ERA: 7.94	4.1 L 21 7 0 0 0 0 2 0 1 0 0 0 0 49 77 12.46 2.077																		
60 Manny Corpas, R (5,1) ERA: 1.54	0.2 3 1 0 0 0 0 0 1 0 0 0 0 0 4 9 0.00 1.500																		
48 Rafael Dolis, R (6,1) ERA: 6.75	0.1 4 0 3 3 0 3 0 0 0 0 0 0 0 3 16 81.00 9.000																		
37 Jairo Asencio, R (6,1) ERA: 4.93	2.2 13 2 1 1 2 3 0 0 0 0 0 0 0 36 64 3.38 1.875																		

AB 38
R 3
H 10
RBI 2
BB 0
SO 5
LOB 15



AB 31
R 10
H 10
RBI 10
BB 9
SO 5
LOB 15



Batter	1	2	3	4	5	6	7	8	9	AB	R	H	RBI	BB	SO	LOB	TOP				
9 David DeJesus, L (1,8) OBP: 0.362, SLG: 0.391										4	0	1	0	0	1	0	Chicago Cubs @ Atlanta Braves Turner Field, Atlanta, GA Wed Jul 04 2012, 7:12 PM - 9:58 PM EDT Att: 40,604 - Partly Cloudy - 82 F				
13 Starlin Castro, R (1,6) OBP: 0.315, SLG: 0.418										3	1	1	0	1	1	0					
44 Anthony Rizzo, L (1,3) OBP: 0.344, SLG: 0.710										4	1	2	1	0	0	2					
12 Alfonso Soriano, R (1,7) OBP: 0.325, SLG: 0.484										4	0	1	0	0	0	0					
6 Bryan LaHair, L (1,9) OBP: 0.371, SLG: 0.536										3	1	2	1	1	1	0					
1 Tony Campana, L (8,8) OBP: 0.308, SLG: 0.305										0	0	0	0	0	0	0					
18 Geovany Soto, R (1,2) OBP: 0.250, SLG: 0.318										4	0	0	0	0	2	3					
15 Darwin Barney, R (1,4) OBP: 0.309, SLG: 0.371										4	1	1	0	0	1	0					
24 Luis Valbuena, L (1,5) OBP: 0.250, SLG: 0.446										4	0	0	0	0	0	1					
28 Paul Maholm, L (1,1) OBP: 0.094, SLG: 0.161										2	0	0	0	0	2	0					
3 Jeff Baker, R (7,PH) OBP: 0.294, SLG: 0.387										1	1	1	1	0	0	0					
40 James Russell, L (7,1) OBP: 0.336, SLG: 0.409										0	0	0	0	0	0	0					
5 Reed Johnson, R (9,PH) OBP: 0.336, SLG: 0.409										1	0	0	0	0	1	0					
49 Carlos Marmol, R (9,1) OBP: 0.336, SLG: 0.409										0	0	0	0	0	0	0					
Inning Stats	R: 1 E: 0 K: 2 S: 14	H: 3 LOB: 2 BB: 1 P: 25	R: 0 E: 0 K: 1 S: 8	H: 0 LOB: 0 BB: 0 P: 11	R: 0 E: 0 K: 0 S: 6	H: 0 LOB: 0 BB: 0 P: 9	R: 1 E: 0 K: 1 S: 10	H: 1 LOB: 0 BB: 0 P: 16	R: 0 E: 0 K: 0 S: 12	H: 0 LOB: 0 BB: 1 P: 11	R: 2 E: 0 K: 1 S: 7	H: 2 LOB: 0 BB: 0 P: 10	R: 1 E: 0 K: 2 S: 12	H: 1 LOB: 0 BB: 0 P: 17	R: 0 E: 0 K: 1 S: 8	H: 0 LOB: 0 BB: 0 P: 10	1B: 4 2B: 2 3B: 0 HR: 3	SF: 0 SAC: 0 DP: 1 HBP: 0	WP: 1 PB: 0 SB: 0 CS: 2	PA: 36	
PITCHER	IP WLS BF H R ER SO BB IBB HBP BLK WP HR S P ERA WHIP	IP WLS BF H R ER SO BB IBB HBP BLK WP HR S P ERA WHIP	IP WLS BF H R ER SO BB IBB HBP BLK WP HR S P ERA WHIP	IP WLS BF H R ER SO BB IBB HBP BLK WP HR S P ERA WHIP	IP WLS BF H R ER SO BB IBB HBP BLK WP HR S P ERA WHIP	IP WLS BF H R ER SO BB IBB HBP BLK WP HR S P ERA WHIP	IP WLS BF H R ER SO BB IBB HBP BLK WP HR S P ERA WHIP	IP WLS BF H R ER SO BB IBB HBP BLK WP HR S P ERA WHIP	IP WLS BF H R ER SO BB IBB HBP BLK WP HR S P ERA WHIP	IP WLS BF H R ER SO BB IBB HBP BLK WP HR S P ERA WHIP	IP WLS BF H R ER SO BB IBB HBP BLK WP HR S P ERA WHIP	IP WLS BF H R ER SO BB IBB HBP BLK WP HR S P ERA WHIP	IP WLS BF H R ER SO BB IBB HBP BLK WP HR S P ERA WHIP	IP WLS BF H R ER SO BB IBB HBP BLK WP HR S P ERA WHIP	IP WLS BF H R ER SO BB IBB HBP BLK WP HR S P ERA WHIP	IP WLS BF H R ER SO BB IBB HBP BLK WP HR S P ERA WHIP	IP WLS BF H R ER SO BB IBB HBP BLK WP HR S P ERA WHIP	IP WLS BF H R ER SO BB IBB HBP BLK WP HR S P ERA WHIP	IP WLS BF H R ER SO BB IBB HBP BLK WP HR S P ERA WHIP	IP WLS BF H R ER SO BB IBB HBP BLK WP HR S P ERA WHIP	IP WLS BF H R ER SO BB IBB HBP BLK WP HR S P ERA WHIP

AB	34
R	5
H	9
RBI	3
BB	2
SO	9
LOB	6



Batter	1	2	3	4	5	6	7	8	9	AB	R	H	RBI	BB	SO	LOB	BOTTOM				
24 Michael Bourn, L (1,8) OBP: 0.359, SLG: 0.456										4	1	3	0	0	0	0	Chicago Cubs @ Atlanta Braves Turner Field, Atlanta, GA Wed Jul 04 2012, 7:12 PM - 9:58 PM EDT Att: 40,604 - Partly Cloudy - 82 F				
14 Martin Prado, R (1,7) OBP: 0.384, SLG: 0.463										4	0	2	1	0	0	1					
22 Jason Heyward, L (1,9) OBP: 0.340, SLG: 0.496										3	0	0	0	1	0	3					
10 Chipper Jones, S (1,5) OBP: 0.392, SLG: 0.485										4	0	2	0	0	1	2					
5 Freddie Freeman, L (1,3) OBP: 0.312, SLG: 0.439										3	0	0	0	0	1	4					
26 Dan Uggla, R (1,4) OBP: 0.355, SLG: 0.400										3	0	0	0	1	2	2					
8 David Ross, R (1,2) OBP: 0.345, SLG: 0.434										4	0	1	0	0	2	1					
19 Andrelton Simmons, R (1,6) OBP: 0.351, SLG: 0.476											4	0	0	0	0	0					
40 Randall Delgado, R (1,1) OBP: 0.250, SLG: 0.250										2	0	0	0	0	2	0					
39 Jonny Venters, L (7,1) OBP: 0.283, SLG: 0.340										0	0	0	0	0	0	0					
23 Matt Diaz, R (7,PH) OBP: 0.283, SLG: 0.340										0	0	0	0	0	0	0					
38 Anthony Varvaro, R (8,1) OBP: 0.351, SLG: 0.476										0	0	0	0	0	0	0					
Inning Stats	R: 0 E: 0 K: 0 S: 14	H: 3 LOB: 0 BB: 0 P: 21	R: 0 E: 0 K: 2 S: 10	H: 0 LOB: 0 BB: 0 P: 13	R: 1 E: 0 K: 2 S: 13	H: 2 LOB: 1 BB: 0 P: 19	R: 0 E: 0 K: 0 S: 8	H: 0 LOB: 0 BB: 1 P: 14	R: 0 E: 0 K: 1 S: 11	H: 1 LOB: 0 BB: 0 P: 13	R: 0 E: 0 K: 0 S: 7	H: 2 LOB: 2 BB: 0 P: 17	R: 0 E: 0 K: 1 S: 14	H: 0 LOB: 1 BB: 1 P: 21	R: 0 E: 0 K: 2 S: 8	H: 0 LOB: 0 BB: 0 P: 13	1B: 6 2B: 1 3B: 1 HR: 0	SF: 0 SAC: 0 DP: 2 HBP: 1	WP: 0 PB: 0 SB: 1 CS: 0	PA: 35	
PITCHER	IP WLS BF H R ER SO BB IBB HBP BLK WP HR S P ERA WHIP	IP WLS BF H R ER SO BB IBB HBP BLK WP HR S P ERA WHIP	IP WLS BF H R ER SO BB IBB HBP BLK WP HR S P ERA WHIP	IP WLS BF H R ER SO BB IBB HBP BLK WP HR S P ERA WHIP	IP WLS BF H R ER SO BB IBB HBP BLK WP HR S P ERA WHIP	IP WLS BF H R ER SO BB IBB HBP BLK WP HR S P ERA WHIP	IP WLS BF H R ER SO BB IBB HBP BLK WP HR S P ERA WHIP	IP WLS BF H R ER SO BB IBB HBP BLK WP HR S P ERA WHIP	IP WLS BF H R ER SO BB IBB HBP BLK WP HR S P ERA WHIP	IP WLS BF H R ER SO BB IBB HBP BLK WP HR S P ERA WHIP	IP WLS BF H R ER SO BB IBB HBP BLK WP HR S P ERA WHIP	IP WLS BF H R ER SO BB IBB HBP BLK WP HR S P ERA WHIP	IP WLS BF H R ER SO BB IBB HBP BLK WP HR S P ERA WHIP	IP WLS BF H R ER SO BB IBB HBP BLK WP HR S P ERA WHIP	IP WLS BF H R ER SO BB IBB HBP BLK WP HR S P ERA WHIP	IP WLS BF H R ER SO BB IBB HBP BLK WP HR S P ERA WHIP	IP WLS BF H R ER SO BB IBB HBP BLK WP HR S P ERA WHIP	IP WLS BF H R ER SO BB IBB HBP BLK WP HR S P ERA WHIP	IP WLS BF H R ER SO BB IBB HBP BLK WP HR S P ERA WHIP	IP WLS BF H R ER SO BB IBB HBP BLK WP HR S P ERA WHIP	IP WLS BF H R ER SO BB IBB HBP BLK WP HR S P ERA WHIP

AB	32
R	1
H	8
RBI	1
BB	2
SO	9
LOB	13



Batter	1	2	3	4	5	6	7	8	9	AB R H RBI BB SO LOB	TOP									
24 Michael Bourn, L (1.8) OBP: 0.360, SLG: 0.448										3 1 0 0 2 1 0	Atlanta Braves @ Philadelphia Phillies Citizens Bank Park, Philadelphia, PA Fri Jul 06 2012, 7:09 PM - 9:41 PM EDT Att: 44,441 - Clear - 94 F									
14 Martin Prado, R (1.7) OBP: 0.381, SLG: 0.457										4 0 0 0 0 1 3										
22 Jason Heyward, L (1.9) OBP: 0.344, SLG: 0.507										4 0 2 0 0 1 2										
10 Chipper Jones, S (1.5) OBP: 0.394, SLG: 0.482										3 1 1 0 1 0 2										
5 Freddie Freeman, L (1.3) OBP: 0.317, SLG: 0.450										3 1 1 1 1 0 1										
16 Brian McCann, L (1.2) OBP: 0.297, SLG: 0.405										4 1 1 4 0 1 2										
26 Dan Uggla, R (1.4) OBP: 0.353, SLG: 0.390										3 0 0 0 0 1 2										
19 Andrelton Simmons, R (1.6) OBP: 0.336, SLG: 0.445										4 0 0 0 0 1 3										
15 Tim Hudson, R (1.1) OBP: 0.176, SLG: 0.125										2 0 0 0 0 0 1 1										
25 Justin Franciosi, L (0.9PH) OBP: 0.226, SLG: 0.425										0 0 0 0 0 0 0 0										
23 Matt Diaz, R (0.9PH) OBP: 0.226, SLG: 0.417										1 1 1 0 0 0 0 0										
34 Eric O'Flaherty, L (0.9PH) OBP: 0.254, SLG: 0.376										0 0 0 0 0 0 0 0										
2 Jack Wilson, R (0.9PH) OBP: 0.192, SLG: 0.223										1 0 0 0 0 1 0 0										
32 Chad Durbin, R (0.9PH) OBP: 0.192, SLG: 0.223										0 0 0 0 0 0 0 0										
Inning Stats	R: 0 E: 0 K: 0 S: 9	H: 1 LOB: 1 BB: 1 P: 15	R: 0 E: 0 K: 0 S: 7	H: 0 LOB: 0 BB: 0 P: 11	R: 0 E: 0 K: 2 S: 7	H: 0 LOB: 0 BB: 0 P: 11	R: 0 E: 0 K: 0 S: 6	H: 1 LOB: 1 BB: 0 P: 10	R: 0 E: 0 K: 2 S: 8	H: 0 LOB: 1 BB: 0 P: 11	R: 0 E: 0 K: 1 S: 13	H: 2 LOB: 2 BB: 0 P: 17	R: 5 E: 0 K: 1 S: 16	H: 2 LOB: 2 BB: 3 P: 32	R: 0 E: 0 K: 2 S: 7	H: 0 LOB: 0 BB: 0 P: 10	1B: 5 2B: 0 3B: 0 HR: 1	SF: 0 SAC: 0 DP: 1 HBP: 1	WP: 0 PB: 0 SB: 0 CS: 0	PA: 37
PITCHER	IP WLS BF H R ER SO BB IBB HBP BLK WP HR S P ERA WHIP											IP WLS BF H R ER SO BB IBB HBP BLK WP HR S P ERA WHIP								
38 Kyle Kendrick, R (1.1) ERA: 4.89	7.0 26 4 0 0 5 1 0 1 0 0 0 59 29 0.00 0.714																			
37 Antonio Bastardo, R (0.8PH) ERA: 5.34	0.2 L 7 2 5 5 0 3 0 0 0 0 0 1 10 24 67.50 7.500																			
44 Michael Schwimer, R (0.8PH) ERA: 3.66	0.1 1 0 0 0 1 0 0 0 0 0 0 6 8 0.00 0.000																			
47 Jeremy Horst, L (0.9PH) ERA:	1.0 3 0 0 0 2 0 0 0 0 0 0 7 10 0.00 0.000																			

AB	32
R	5
H	6
RBI	5
BB	4
SO	8
LOB	16



Batter	1	2	3	4	5	6	7	8	9	AB R H RBI BB SO LOB	BOTTOM									
11 Jimmy Rollins, S (1.6) OBP: 0.317, SLG: 0.412										4 0 1 0 0 1 1	Atlanta Braves @ Philadelphia Phillies Citizens Bank Park, Philadelphia, PA Fri Jul 06 2012, 7:09 PM - 9:41 PM EDT Att: 44,441 - Clear - 94 F									
8 Shane Victorino, S (1.8) OBP: 0.315, SLG: 0.373										3 0 1 0 1 0 0										
26 Chase Utley, L (1.4) OBP: 0.321, SLG: 0.500										3 0 0 0 0 1 4										
6 Ryan Howard, L (1.3) OBP: 0.500, SLG: 0.750										4 0 2 0 0 0 3										
51 Carlos Ruiz, R (1.2) OBP: 0.413, SLG: 0.586										4 0 0 0 0 0 2										
3 Hunter Pence, R (1.9) OBP: 0.350, SLG: 0.485										3 0 0 0 1 0 1										
10 Juan Pierre, L (1.7) OBP: 0.349, SLG: 0.380										4 0 0 0 0 0 3										
18 Mike Fontenot, L (1.5) OBP: 0.365, SLG: 0.388										3 0 0 0 0 0 2										
38 Kyle Kendrick, R (1.1) OBP: 0.167, SLG: 0.063										2 0 0 0 0 0 0 0										
37 Antonio Bastardo, R (0.8PH) ERA: 3.56										0 0 0 0 0 0 0 0										
44 Michael Schwimer, R (0.8PH) ERA: 2.97										1 0 1 0 0 0 0 0										
15 John Mayberry Jr., R (0.9PH) OBP: 0.264, SLG: 0.376										0 0 0 0 0 0 0 0										
47 Jeremy Horst, L (0.9PH) ERA: 3.78										0 0 0 0 0 0 0 0										
Inning Stats	R: 0 E: 0 K: 0 S: 6	H: 0 LOB: 0 BB: 0 P: 8	R: 0 E: 0 K: 0 S: 7	H: 1 LOB: 1 BB: 0 P: 11	R: 0 E: 0 K: 0 S: 7	H: 0 LOB: 0 BB: 0 P: 8	R: 0 E: 0 K: 0 S: 8	H: 0 LOB: 0 BB: 0 P: 12	R: 0 E: 0 K: 0 S: 5	H: 0 LOB: 0 BB: 0 P: 6	R: 0 E: 0 K: 0 S: 14	H: 2 LOB: 2 BB: 0 P: 22	R: 0 E: 0 K: 2 S: 12	H: 1 LOB: 2 BB: 1 P: 21	R: 0 E: 0 K: 0 S: 6	H: 0 LOB: 0 BB: 0 P: 10	1B: 4 2B: 1 3B: 0 HR: 0	SF: 0 SAC: 0 DP: 1 HBP: 1	WP: 0 PB: 0 SB: 0 CS: 0	PA: 34
PITCHER	IP WLS BF H R ER SO BB IBB HBP BLK WP HR S P ERA WHIP											IP WLS BF H R ER SO BB IBB HBP BLK WP HR S P ERA WHIP								
15 Tim Hudson, R (1.1) ERA: 3.56	7.0 W 26 4 0 0 5 1 0 1 0 0 0 54 79 0.00 0.714																			
34 Eric O'Flaherty, L (0.8PH) ERA: 2.97	1.0 5 1 0 0 2 1 0 0 0 0 0 12 21 0.00 2.000																			
32 Chad Durbin, R (0.9PH) ERA: 3.78	1.0 3 0 0 0 0 0 0 0 0 0 0 6 10 0.00 0.000																			

AB	31
R	0
H	5
RBI	0
BB	2
SO	2
LOB	16



Batter	1	2	3	4	5	6	7	8	9	AB	R	H	RBI	BB	SO	LOB	TOP								
24 Michael Bourn, L OBP: 0.366, SLG: 0.451	G6-3		F8		G3	F8			F8	5	0	2	0	0	0	0									
14 Martín Prado, R OBP: 0.382, SLG: 0.457	BB		F8		BB				P6	4	1	1	0	1	0	2									
22 Jason Heyward, L OBP: 0.340, SLG: 0.497	BB				G3	BB			K	4	0	1	0	1	2	1									
16 Brian McCann, L OBP: 0.301, SLG: 0.430	G5-4-3				P4	BB			K	5	1	2	2	0	1	3									
5 Freddie Freeman, L OBP: 0.318, SLG: 0.451	G5-3				HR				F7	4	1	2	0	0	0	2									
26 Dan Uggla, R OBP: 0.351, SLG: 0.395	P3				HR				G2-3	3	1	1	2	1	0	1									
19 Andrelton Simmons, R OBP: 0.336, SLG: 0.452	G4-3				BB				G5-3	2	0	1	0	0	0	0									
20 Eric Hinske, L OBP: 0.273, SLG: 0.283										1	0	0	0	0	1	3									
2 Jack Wilson, R OBP: 0.194, SLG: 0.217										1	0	0	0	0	0	0									
25 Juan Francisco, L OBP: 0.256, SLG: 0.424									F7	3	0	0	0	1	2	0									
49 Jair Jurrjens, R OBP: 0.167, SLG: 0.091										3	0	0	0	0	2	2									
23 Matt Diaz, R OBP: 0.294, SLG: 0.340									F9	1	0	0	0	0	0	0									
54 Kris Medlen, S OBP: 0.400, SLG: 0.250										0	0	0	0	0	0	0									
46 Craig Kimbrel, R ERA: 3.34										0	0	0	0	0	0	0									
Inning Stats	R: 0 H: 0 E: 0 K: 0 S: 8	H: 0 LOB: 1 BB: 2 P: 20	R: 0 H: 0 E: 0 K: 0 S: 6	H: 0 LOB: 0 BB: 7 P: 7	R: 0 H: 1 E: 0 K: 2 S: 12	H: 1 LOB: 1 BB: 0 P: 18	R: 2 H: 3 E: 0 K: 0 S: 12	H: 3 LOB: 2 BB: 1 P: 22	R: 1 H: 3 E: 0 K: 1 S: 16	H: 3 LOB: 3 BB: 1 P: 28	R: 0 H: 0 E: 0 K: 2 S: 7	H: 0 LOB: 0 BB: 0 P: 9	R: 1 H: 2 E: 0 K: 1 S: 15	H: 2 LOB: 1 BB: 0 P: 18	R: 0 H: 0 E: 0 K: 0 S: 8	H: 0 LOB: 0 BB: 0 P: 9	R: 0 H: 1 E: 0 K: 2 S: 12	H: 1 LOB: 1 BB: 0 P: 20	1B: 6 2B: 2 3B: 0 HR: 2	SF: 0 SAC: 0 DP: 1 HBP: 0	WP: 0 PB: 0 SB: 1 CS: 0	PA: 40			
PITCHER	IP WLS BF H R ER SO BB IBB HBP BLK WP HR S P ERA WHIP	IP WLS BF H R ER SO BB IBB HBP BLK WP HR S P ERA WHIP	IP WLS BF H R ER SO BB IBB HBP BLK WP HR S P ERA WHIP	IP WLS BF H R ER SO BB IBB HBP BLK WP HR S P ERA WHIP	IP WLS BF H R ER SO BB IBB HBP BLK WP HR S P ERA WHIP	IP WLS BF H R ER SO BB IBB HBP BLK WP HR S P ERA WHIP	IP WLS BF H R ER SO BB IBB HBP BLK WP HR S P ERA WHIP	IP WLS BF H R ER SO BB IBB HBP BLK WP HR S P ERA WHIP	IP WLS BF H R ER SO BB IBB HBP BLK WP HR S P ERA WHIP	IP WLS BF H R ER SO BB IBB HBP BLK WP HR S P ERA WHIP	IP WLS BF H R ER SO BB IBB HBP BLK WP HR S P ERA WHIP	IP WLS BF H R ER SO BB IBB HBP BLK WP HR S P ERA WHIP	IP WLS BF H R ER SO BB IBB HBP BLK WP HR S P ERA WHIP	IP WLS BF H R ER SO BB IBB HBP BLK WP HR S P ERA WHIP	IP WLS BF H R ER SO BB IBB HBP BLK WP HR S P ERA WHIP	IP WLS BF H R ER SO BB IBB HBP BLK WP HR S P ERA WHIP	IP WLS BF H R ER SO BB IBB HBP BLK WP HR S P ERA WHIP	IP WLS BF H R ER SO BB IBB HBP BLK WP HR S P ERA WHIP	IP WLS BF H R ER SO BB IBB HBP BLK WP HR S P ERA WHIP	IP WLS BF H R ER SO BB IBB HBP BLK WP HR S P ERA WHIP	IP WLS BF H R ER SO BB IBB HBP BLK WP HR S P ERA WHIP	IP WLS BF H R ER SO BB IBB HBP BLK WP HR S P ERA WHIP	IP WLS BF H R ER SO BB IBB HBP BLK WP HR S P ERA WHIP	IP WLS BF H R ER SO BB IBB HBP BLK WP HR S P ERA WHIP	IP WLS BF H R ER SO BB IBB HBP BLK WP HR S P ERA WHIP

Atlanta Braves @ Philadelphia Phillies
Citizens Bank Park, Philadelphia, PA
Sun Jul 08 2012, 1:40 PM - 4:26 PM EDT
Att: 43,881 - Cloudy - 87 F

livebaseballscorecards.com

AB 36
R 4
H 10
RBI 4
BB 4
SO 8
LOB 14

Braves

Batter	1	2	3	4	5	6	7	8	9	AB	R	H	RBI	BB	SO	LOB	BOTTOM								
11 Jimmy Rollins, S OBP: 0.310, SLG: 0.402	F8								P5	4	0	0	0	0	0	1									
10 Juan Pierre, L OBP: 0.344, SLG: 0.378	G4-3								G1-3	4	0	0	0	0	0	0									
26 Chase Utley, L OBP: 0.278, SLG: 0.412	BB								F7	4	0	1	0	0	1	0									
6 Ryan Howard, L OBP: 0.250, SLG: 0.375	K								G3-1	4	0	0	0	0	2	1									
51 Carlos Ruiz, R OBP: 0.412, SLG: 0.584									K	4	1	2	0	0	1	0									
3 Hunter Pence, R OBP: 0.352, SLG: 0.482									K	3	1	0	0	1	1	2									
16 Jason Pridie, L OBP: 0.600, SLG: 1.400									L9	3	1	2	3	0	0	0									
18 Mike Fontenot, L OBP: 0.364, SLG: 0.386									F8	3	0	1	0	0	0	1									
49 Vance Worley, R ERA: 4.97									F8	1	0	0	0	0	1	1									
46 Raul Valdes, L ERA: 3.8										0	0	0	0	0	0	0									
44 Michael Schwimer, R ERA: 3.6										0	0	0	0	0	0	0									
24 Ty Wigginton, R ERA: 2.95										0	0	0	0	0	0	0									
47 Jeremy Horst, L ERA: 3.34										0	0	0	0	0	0	0									
58 Jonathan Papelbon, R ERA: 3.34										0	0	0	0	0	0	0									
Inning Stats	R: 0 H: 1 E: 0 K: 1 S: 8	H: 3 LOB: 1 BB: 0 P: 12	R: 2 H: 3 E: 0 K: 1 S: 14	H: 3 LOB: 0 BB: 0 P: 20	R: 2 H: 0 E: 0 K: 1 S: 9	H: 0 LOB: 0 BB: 0 P: 14	R: 1 H: 1 E: 0 K: 1 S: 10	H: 1 LOB: 1 BB: 1 P: 18	R: 0 H: 0 E: 0 K: 0 S: 6	H: 0 LOB: 0 BB: 0 P: 9	R: 0 H: 1 E: 0 K: 0 S: 9	H: 1 LOB: 0 BB: 0 P: 13	R: 0 H: 0 E: 0 K: 0 S: 7	H: 0 LOB: 0 BB: 0 P: 10	R: 0 H: 0 E: 0 K: 0 S: 6	H: 0 LOB: 0 BB: 0 P: 9	R: 0 H: 0 E: 0 K: 2 S: 7	H: 0 LOB: 0 BB: 0 P: 7	1B: 4 2B: 1 3B: 0 HR: 1	SF: 0 SAC: 1 DP: 1 HBP: 0	WP: 0 PB: 0 SB: 0 CS: 0	PA: 33			
PITCHER	IP WLS BF H R ER SO BB IBB HBP BLK WP HR S P ERA WHIP	IP WLS BF H R ER SO BB IBB HBP BLK WP HR S P ERA WHIP	IP WLS BF H R ER SO BB IBB HBP BLK WP HR S P ERA WHIP	IP WLS BF H R ER SO BB IBB HBP BLK WP HR S P ERA WHIP	IP WLS BF H R ER SO BB IBB HBP BLK WP HR S P ERA WHIP	IP WLS BF H R ER SO BB IBB HBP BLK WP HR S P ERA WHIP	IP WLS BF H R ER SO BB IBB HBP BLK WP HR S P ERA WHIP	IP WLS BF H R ER SO BB IBB HBP BLK WP HR S P ERA WHIP	IP WLS BF H R ER SO BB IBB HBP BLK WP HR S P ERA WHIP	IP WLS BF H R ER SO BB IBB HBP BLK WP HR S P ERA WHIP	IP WLS BF H R ER SO BB IBB HBP BLK WP HR S P ERA WHIP	IP WLS BF H R ER SO BB IBB HBP BLK WP HR S P ERA WHIP	IP WLS BF H R ER SO BB IBB HBP BLK WP HR S P ERA WHIP	IP WLS BF H R ER SO BB IBB HBP BLK WP HR S P ERA WHIP	IP WLS BF H R ER SO BB IBB HBP BLK WP HR S P ERA WHIP	IP WLS BF H R ER SO BB IBB HBP BLK WP HR S P ERA WHIP	IP WLS BF H R ER SO BB IBB HBP BLK WP HR S P ERA WHIP	IP WLS BF H R ER SO BB IBB HBP BLK WP HR S P ERA WHIP	IP WLS BF H R ER SO BB IBB HBP BLK WP HR S P ERA WHIP	IP WLS BF H R ER SO BB IBB HBP BLK WP HR S P ERA WHIP	IP WLS BF H R ER SO BB IBB HBP BLK WP HR S P ERA WHIP	IP WLS BF H R ER SO BB IBB HBP BLK WP HR S P ERA WHIP	IP WLS BF H R ER SO BB IBB HBP BLK WP HR S P ERA WHIP	IP WLS BF H R ER SO BB IBB HBP BLK WP HR S P ERA WHIP	IP WLS BF H R ER SO BB IBB HBP BLK WP HR S P ERA WHIP

Atlanta Braves @ Philadelphia Phillies
Citizens Bank Park, Philadelphia, PA
Sun Jul 08 2012, 1:40 PM - 4:26 PM EDT
Att: 43,881 - Cloudy - 87 F

livebaseballscorecards.com

AB 31
R 3
H 6
RBI 3
BB 1
SO 6
LOB 6


Phillies

Batter	1	2	3	4	5	6	7	8	9	AB	R	H	RBI	BB	SO	LOB	TOP															
11 Rubén Tejada, R OBP: 0.382, SLG: 0.405										5	0	2	1	0	1	1	New York Mets @ Atlanta Braves Turner Field, Atlanta, GA Fri Jul 13 2012, 7:36 PM - 11:33 PM EDT Att: 37,020 - Cloudy - 73 F															
28 Daniel Murphy, L OBP: 0.330, SLG: 0.404 40 Tim Byrdak, L										5	0	0	0	0	0	4																
27 Pedro Beato, R										0	0	0	0	0	0	0																
5 David Wright, R OBP: 0.443, SLG: 0.565										4	1	2	0	0	2	0																
29 Ike Davis, L OBP: 0.277, SLG: 0.387										3	0	1	0	2	0	3																
21 Lucas Duda, L OBP: 0.342, SLG: 0.401										3	1	0	0	2	2	2																
12 Scott Hairston, R OBP: 0.294, SLG: 0.526										5	1	2	1	0	2	5																
9 Kirk Nieuwenhuis, L 66 Josh Edgin, R										3	1	1	2	0	2	4																
52 Ramon E Ramirez, R 13 Ronny Cedeno, R										1	1	1	0	0	0	0																
30 Josh Thole, L OBP: 0.315, SLG: 0.313										4	0	1	0	0	1	5																
55 Chris Young, R 1 Jordany Valdespin, L 47 Miguel Batista, R 56 Andres Torres, S										1	0	0	0	0	1	0																
Inning Stats	R: 0 E: 0 K: 0 S: 8	H: 1 LOB: 1 BB: 0 P: 15	R: 0 E: 0 K: 2 S: 9	H: 1 LOB: 1 BB: 0 P: 13	R: 0 E: 0 K: 1 S: 12	H: 0 LOB: 0 BB: 0 P: 15	R: 4 E: 0 K: 0 S: 20	H: 5 LOB: 2 BB: 1 P: 35	R: 0 E: 0 K: 2 S: 13	H: 1 LOB: 3 BB: 2 P: 27	R: 0 E: 0 K: 1 S: 12	H: 0 LOB: 0 BB: 0 P: 16	R: 0 E: 0 K: 2 S: 12	H: 0 LOB: 1 BB: 1 P: 20	R: 1 E: 0 K: 1 S: 8	H: 2 LOB: 1 BB: 0 P: 14	R: 0 E: 0 K: 3 S: 13	H: 1 LOB: 1 BB: 0 P: 18	1B: 8 2B: 3 3B: 0 HR: 0	SF: 0 SAC: 0 DP: 1 HBP: 1	WP: 0 PB: 0 SB: 0 CS: 0	PA: 42										
PITCHER	IP WLS BF H R ER SO BB IBB HBP BLK WP HR S P ERA WHIP																															
15 Tim Hudson, R ERA: 3.8	4.0	22	8	4	4	3	2	0	1	0	0	0	53	88	9.00	2.500																
50 Cristhian Martinez, R ERA: 4.14	1.0	W	4	0	0	2	1	0	0	0	0	0	9	17	0.00	1.000																
54 Kris Medlen, R ERA: 2.82	2.0	H	7	0	0	3	1	0	0	0	0	0	24	36	0.00	0.500																
34 Eric O'Flaherty, L ERA: 3.06	1.0	H	5	2	1	1	0	0	0	0	0	0	8	14	9.00	2.000																
46 Craig Kimbrel, R ERA: 1.82	1.0	S	4	1	0	3	0	0	0	0	0	0	13	18	0.00	1.000																

Batter	1	2	3	4	5	6	7	8	9	AB	R	H	RBI	BB	SO	LOB	BOTTOM															
24 Michael Bourn, L OBP: 0.364, SLG: 0.450										5	1	1	0	0	2	5	New York Mets @ Atlanta Braves Turner Field, Atlanta, GA Fri Jul 13 2012, 7:36 PM - 11:33 PM EDT Att: 37,020 - Cloudy - 73 F															
14 Martin Prado, R OBP: 0.377, SLG: 0.450										5	0	0	0	0	0	3																
22 Jason Heyward, L OBP: 0.344, SLG: 0.495										3	1	1	1	2	1	0																
10 Chipper Jones, S OBP: 0.401, SLG: 0.503										4	2	2	1	1	0	3																
5 Freddie Freeman, L OBP: 0.326, SLG: 0.457										3	2	2	0	2	0	0																
26 Dan Uggla, R OBP: 0.355, SLG: 0.394										3	0	1	1	2	0	5																
8 David Ross, R OBP: 0.371, SLG: 0.474										2	1	1	4	3	1	2																
2 Jack Wilson, R OBP: 0.189, SLG: 0.211 20 Eric Hinske, L OBP: 0.277, SLG: 0.280										2	0	0	0	0	1	3																
15 Tim Hudson, R 50 Cristhian Martinez, R 25 Juan Francisco, L 54 Kris Medlen, R 34 Eric O'Flaherty, L 46 Craig Kimbrel, R										2	0	2	0	0	0	0																
Inning Stats	R: 2 E: 0 K: 0 S: 20	H: 2 LOB: 3 BB: 3 P: 36	R: 0 E: 0 K: 1 S: 13	H: 1 LOB: 0 BB: 0 P: 19	R: 3 E: 0 K: 1 S: 12	H: 3 LOB: 0 BB: 0 P: 16	R: 0 E: 0 K: 0 S: 13	H: 1 LOB: 2 BB: 1 P: 25	R: 0 E: 0 K: 2 S: 11	H: 0 LOB: 3 BB: 3 P: 29	R: 2 E: 0 K: 2 S: 19	H: 3 LOB: 2 BB: 1 P: 37	R: 0 E: 0 K: 1 S: 8	H: 0 LOB: 0 BB: 0 P: 11	R: 0 E: 0 K: 1 S: 13	H: 0 LOB: 2 BB: 3 P: 29		1B: 4 2B: 4 3B: 0 HR: 2	SF: 0 SAC: 0 DP: 1 HBP: 0	WP: 0 PB: 0 SB: 2 CS: 1	PA: 43											
PITCHER	IP WLS BF H R ER SO BB IBB HBP BLK WP HR S P ERA WHIP																															
55 Chris Young, R ERA: 4.28	3.0	L	17	6	5	5	2	0	0	0	0	0	45	71	15.00	3.000																
47 Miguel Batista, R ERA: 4.07	1.1		9	1	0	0	4	0	0	0	0	0	18	44	0.00	3.750																
66 Josh Edgin, L ERA: 13.5	1.1		6	2	2	2	0	0	0	0	0	1	17	29	13.50	1.500																
52 Ramon E Ramirez, R ERA: 3.82	1.1		6	1	0	0	1	0	0	0	0	0	16	29	0.00	1.500																
40 Tim Byrdak, L ERA: 3.47	0.2		3	0	0	0	2	0	0	0	0	0	7	17	0.00	3.000																

AB	37
R	5
H	11
RBI	5
BB	4
SO	12
LOB	26

AB	32
R	7
H	10
RBI	7
BB	11
SO	8
LOB	26



Batter	1	2	3	4	5	6	7	8	9	10	11	AB	R	H	RBI	BB	SO	LOB	TOP				
51 Justin Christian, R OBP: 0.241, SLG: 0.222	L9			F8		G6-3		G5-3		FC5 53 1B 5 BB	E5 5 C4-3 7 HR	6	1	0	0	0	0	1					
5 Ryan Theriot, R OBP: 0.312, SLG: 0.311	K			L9		K		G6-3		53 1B	G4-3	5	0	0	0	1	2	1					
53 Melky Cabrera, S OBP: 0.393, SLG: 0.522	G6-3			P5		HR		G4-3		BB	7 HR	5	2	2	2	1	0	0					
28 Buster Posey, R OBP: 0.378, SLG: 0.486	G5-3			16 WP 2B		1B		48 G6-4 1B		K	HR	4	0	3	0	0	0	0					
7 Gregor Blanco, L OBP: 0.347, SLG: 0.382												2	1	1	3	0	1	3					
48 Pablo Sandoval, S OBP: 0.417, SLG: 0.565	P6			K				13 FC6-4 2B		L5	G5-3	4	0	1	0	0	0	1	2				
2 Emmanuel Burriss, S OBP: 0.314, SLG: 0.400												1	0	0	0	0	0	0	3				
46 Santiago Casilla, R OBP: 0.363, SLG: 0.190												1	0	0	0	0	0	0	0				
19 Matt Cain, R OBP: 0.363, SLG: 0.190												1	0	0	0	0	0	0	0				
31 Brandon Crawford, R OBP: 0.252, SLG: 0.341												0	0	0	0	0	0	0	0				
16 Angel Pagan, S OBP: 0.332, SLG: 0.404	G2-3											3	0	0	0	1	0	2					
22 Eli Whiteside, R OBP: 0.357, SLG: 0.396												0	1	0	0	0	0	0					
9 Brandon Belt, L OBP: 0.357, SLG: 0.396	K			K								3	1	0	0	2	2	2					
13 Joaquin Arias, R OBP: 0.287, SLG: 0.333	K											4	1	1	0	1	2	4					
32 Ryan Vogelsong, R OBP: 0.147, SLG: 0.065	K											2	0	0	0	0	1	3					
12 Nate Schierholz, L OBP: 0.314, SLG: 0.400												1	0	0	0	0	0	2					
41 Jeremy Affeldt, L OBP: 0.298												0	0	0	0	0	0	0					
54 Sergio Romo, R OBP: 0.252, SLG: 0.341												1	2	1	3	1	0	0					
35 Brandon Crawford, L OBP: 0.252, SLG: 0.341												1	2	1	3	1	0	0					
Inning Stats	R: 0 E: 0 K: 1 S: 8	H: 0 LOB: 0 BB: 0 P: 14	R: 0 E: 0 K: 0 S: 10	H: 0 LOB: 0 BB: 0 P: 16	R: 0 E: 0 K: 3 S: 9	H: 0 LOB: 0 BB: 0 P: 12	R: 0 E: 0 K: 0 S: 6	H: 1 LOB: 3 BB: 2 P: 10	R: 1 E: 0 K: 1 S: 12	H: 2 LOB: 1 BB: 0 P: 21	R: 0 E: 0 K: 0 S: 7	H: 0 LOB: 0 BB: 0 P: 11	R: 0 E: 0 K: 1 S: 14	H: 1 LOB: 1 BB: 2 P: 25	R: 2 E: 1 K: 1 S: 15	H: 2 LOB: 3 BB: 2 P: 29	R: 6 E: 1 K: 1 S: 15	H: 2 LOB: 0 BB: 2 P: 29	1B: 3 2B: 2 3B: 1 HR: 3	SF: 0 SAC: 0 DP: 1 HBP: 1	WP: 2 PB: 0 SB: 1 CS: 0	PA: 50	
36 Mike Minor, L ERA: 5.69	IP: 6.0	WLS: 22	BF: 5	H: 3	R: 1	ER: 0	SO: 7	BB: 1	IBB: 0	HBP: 0	BLK: 0	WP: 0	HR: 0	S: 13	P: 57	ERA: 1.50	WHIP: 0.667						
54 Kris Medlen, R ERA: 2.86	1.0	5	1	0	0	0	0	1	0	0	0	0	0	7	11	0.00	0.000						
34 Eric O'Flaherty, L ERA: 2.98	1.0	3	0	0	0	0	0	0	0	0	0	0	0	7	9	0.00	1.000						
46 Craig Kimbrel, R ERA: 1.25	1.0	3	1	0	0	0	0	0	0	0	0	0	0	7	9	0.00	1.000						
38 Anthony Varvaro, R ERA: 5.26	1.0	L	10	2	4	3	1	2	1	1	0	1	0	17	35	27.00	4.000						

San Francisco Giants @ Atlanta Braves
Turner Field, Atlanta, GA
Wed Jul 18 2012, 8:27 PM - 12:34 AM EDT
Alt. 29.410 - Overcast - 76 F

AB 42
R 9
H 9
RBI 8
BB 7
SO 9
LOB 23



Batter	1	2	3	4	5	6	7	8	9	10	11	AB	R	H	RBI	BB	SO	LOB	BOTTOM					
24 Michael Bourn, L OBP: 0.360, SLG: 0.442	G4-3			K		1B		K				6	0	1	0	0	3	5						
14 Martin Prado, R OBP: 0.369, SLG: 0.441	G6-3			K		F9		G6-3		F9	L9	6	0	0	0	1	3							
22 Jason Heyward, L OBP: 0.344, SLG: 0.482	G3			16 S 1B		16 G4-3 5 S BB		E7		K		4	0	1	0	1	1	0						
5 Freddie Freeman, L OBP: 0.333, SLG: 0.475	G3			F9		F7		F8				5	1	1	0	0	0	3						
16 Brian McCann, L OBP: 0.304, SLG: 0.432	L4					G4-3		F9		F9	16 HR 2B	4	1	1	2	1	0	1						
26 Dan Ujelc, R OBP: 0.351, SLG: 0.384	K			K		K		4 WP 10 E HBP		K		4	0	0	0	0	4	3						
25 Juan Francisco, L OBP: 0.260, SLG: 0.439	HR			F7				F9		E4 4 WP	HR	2	1	1	1	0	0	2						
10 Chipper Jones, S OBP: 0.387, SLG: 0.495												3	1	1	1	0	0	1						
4 Paul Janish, R OBP: 0.250, SLG: 0.273						G6-3		G6-3		K		5	0	1	0	0	1	2						
36 Mike Migno, R ERA: 2.31	IP: 6.0	WLS: 24	BF: 4	H: 4	R: 1	ER: 1	SO: 7	BB: 2	IBB: 0	HBP: 0	BLK: 0	WP: 0	HR: 1	S: 68	P: 105	ERA: 1.50	WHIP: 1.000							
41 Jeremy Affeldt, L ERA: 0.66	2.1	8	0	0	0	2	0	0	0	0	0	0	0	16	25	0.00	0.000							
54 Sergio Romo, R ERA: 0.66	0.1	3	0	0	0	1	0	0	1	0	0	1	0	10	17	0.00	0.000							
49 Javier López, L ERA: 3.72	0.1	2	0	0	0	1	0	0	0	0	0	0	0	7	13	0.00	0.000							
46 Santiago Casilla, R ERA: 1.34	1.0	W	5	2	2	2	2	0	0	0	0	0	0	1	12	17	18.00	2.000						
Inning Stats	R: 0 E: 0 K: 0 S: 8	H: 0 LOB: 0 BB: 0 P: 9	R: 0 E: 0 K: 1 S: 13	H: 0 LOB: 0 BB: 0 P: 21	R: 1 E: 0 K: 3 S: 12	H: 2 LOB: 1 BB: 0 P: 16	R: 0 E: 0 K: 1 S: 11	H: 1 LOB: 2 BB: 1 P: 21	R: 0 E: 0 K: 1 S: 12	H: 1 LOB: 1 BB: 0 P: 17	R: 0 E: 0 K: 1 S: 7	H: 0 LOB: 0 BB: 0 P: 11	R: 0 E: 1 K: 1 S: 8	H: 0 LOB: 1 BB: 0 P: 12	R: 0 E: 1 K: 2 S: 18	H: 0 LOB: 3 BB: 1 P: 32	R: 2 E: 0 K: 2 S: 12	H: 2 LOB: 0 BB: 0 P: 17	R: 1 E: 0 K: 0 S: 12	H: 2 LOB: 1 BB: 0 P: 19	1B: 4 2B: 1 3B: 0 HR: 3	SF: 0 SAC: 0 DP: 0 HBP: 1	WP: 1 PB: 0 SB: 2 CS: 0	PA: 47
32 Ryan Vogelsong, R ERA: 2.31	IP: 6.0	WLS: 24	BF: 4	H: 4	R: 1	ER: 1	SO: 7	BB: 2	IBB: 0	HBP: 0	BLK: 0	WP: 0	HR: 1	S: 68	P: 105	ERA: 1.50	WHIP: 1.000							
41 Jeremy Affeldt, L ERA: 0.66	2.1	8	0	0	0	2	0	0	0	0	0	0	0	16	25	0.00	0.000							
54 Sergio Romo, R ERA: 0.66	0.1	3	0	0	0	1	0	0	1	0	0	1	0	10	17	0.00	0.000							
49 Javier López, L ERA: 3.72	0.1	2	0	0	0	1	0	0	0	0	0	0	0	7	13	0.00	0.000							
46 Santiago Casilla, R ERA: 1.34	1.0	W	5	2	2	2	2	0	0	0	0	0	0	1	12	17	18.00	2.000						

San Francisco Giants @ Atlanta Braves
Turner Field, Atlanta, GA
Wed Jul 18 2012, 8:27 PM - 12:34 AM EDT
Alt. 29.410 - Overcast - 76 F

AB 43
R 4
H 8
RBI 4
BB 3
SO 13
LOB 21



Batter	1	2	3	4	5	6	7	8	9	AB	R	H	RBI	BB	SO	LOB	TOP								
7 Grégor Blanco, L OBP: 0.344, SLG: 0.376										4	0	0	0	1	0	1	San Francisco Giants @ Atlanta Braves Turner Field, Atlanta, GA Thu Jul 19 2012, 12:11 PM - 2:31 PM EDT Att: 29,635 - Partly Cloudy - 84 F								
35 Brandon Crawford, L OBP: 0.288, SLG: 0.339										4	0	0	0	0	0	2									
53 Melky Cabrera, S OBP: 0.397, SLG: 0.529										3	1	2	0	1	0	0									
28 Buster Posey, R OBP: 0.377, SLG: 0.485										3	0	1	1	0	0	1									
48 Pablo Sandoval, S OBP: 0.354, SLG: 0.495										4	1	2	0	0	0	2									
16 Angel Pagan, S OBP: 0.328, SLG: 0.399										4	0	0	0	0	3	4									
9 Brandon Belt, L OBP: 0.359, SLG: 0.395										3	0	1	0	0	1	0									
51 Justin Christian, R OBP: 0.233, SLG: 0.214										1	0	0	0	0	0	1									
13 Joaquín Arias, R OBP: 0.287, SLG: 0.333										0	0	0	0	0	0	0									
2 Emmanuel Burriss, S OBP: 0.277, SLG: 0.225										4	0	2	1	0	1	0									
40 Madison Bumgarner, R OBP: 0.140, SLG: 0.233										3	0	1	0	0	0	2									
34 Clay Hensley, R OBP: 0.312, SLG: 0.397										0	0	0	0	0	0	0									
12 Nate Schierholtz, L OBP: 0.312, SLG: 0.397										1	0	0	0	0	0	0									
Inning Stats	R: 0 E: 0 K: 0 S: 6	H: 1 LOB: 1 BB: 0 P: 10	R: 1 E: 0 K: 1 S: 11	H: 3 LOB: 1 BB: 0 P: 14	R: 0 E: 0 K: 1 S: 5	H: 0 LOB: 0 BB: 0 P: 9	R: 0 E: 0 K: 1 S: 10	H: 0 LOB: 0 BB: 0 P: 14	R: 0 E: 0 K: 0 S: 7	H: 1 LOB: 1 BB: 0 P: 7	R: 0 E: 0 K: 0 S: 9	H: 1 LOB: 2 BB: 1 P: 17	R: 0 E: 0 K: 1 S: 8	H: 1 LOB: 2 BB: 1 P: 16	R: 1 E: 0 K: 1 S: 10	H: 2 LOB: 1 BB: 0 P: 14	R: 0 E: 0 K: 1 S: 8	H: 0 LOB: 0 BB: 0 P: 8	1B: 7 2B: 1 3B: 1 HR: 0	SF: 1 SAC: 0 DP: 0 HBP: 0	WP: 0 PB: 0 SB: 1 CS: 1	PA: 37			
PITCHER	IP	WLS	BF	H	R	ER	SO	BB	IBB	HBP	BLK	WP	HR	S	P	ERA	WHIP								
15 Tim Hudson, R ERA: 3.7	7.1	W	31	8	2	2	3	2	0	0	0	0	0	61	95	2.46	1.364								
34 Eric O'Flaherty, L ERA: 2.98	0.2	H	3	1	0	0	1	0	0	0	0	0	0	5	6	0.00	1.500								
46 Craig Kimbrel, R ERA: 1.22	1.0	S	3	0	0	0	1	0	0	0	0	0	0	8	8	0.00	0.000								

Batter	1	2	3	4	5	6	7	8	9	AB	R	H	RBI	BB	SO	LOB	BOTTOM								
24 Michael Bourn, L OBP: 0.359, SLG: 0.445										4	0	1	1	0	3	0	San Francisco Giants @ Atlanta Braves Turner Field, Atlanta, GA Thu Jul 19 2012, 12:11 PM - 2:31 PM EDT Att: 29,635 - Partly Cloudy - 84 F								
14 Martín Prado, R OBP: 0.366, SLG: 0.437										3	0	0	0	0	1	1									
22 Jason Heyward, L OBP: 0.341, SLG: 0.478										3	0	0	0	0	1	1									
5 Freddie Freeman, L OBP: 0.333, SLG: 0.483										3	1	1	1	0	1	0									
23 Matt Diaz, R OBP: 0.280, SLG: 0.333										3	0	0	0	0	0	0									
8 David Ross, R OBP: 0.376, SLG: 0.512										3	1	1	1	0	1	0									
26 Dan Uggla, R OBP: 0.348, SLG: 0.381										3	0	0	0	0	1	0									
4 Paul Janish, R OBP: 0.200, SLG: 0.214										3	1	0	0	0	0	0									
15 Tim Hudson, R ERA: 3.12	7.0	L	25	3	3	2	8	0	0	0	0	0	0	1	0	1									
34 Eric O'Flaherty, L ERA: 3.44	1.0		3	0	0	0	1	0	0	0	0	0	0	0	0	0									
20 Eric Hinske, L OBP: 0.284, SLG: 0.291										1	0	0	0	0	1	0									
46 Craig Kimbrel, R ERA: 1.22										0	0	0	0	0	0	0									
Inning Stats	R: 0 E: 0 K: 1 S: 9	H: 0 LOB: 0 BB: 0 P: 12	R: 1 E: 0 K: 0 S: 6	H: 1 LOB: 0 BB: 0 P: 10	R: 1 E: 1 K: 1 S: 13	H: 1 LOB: 1 BB: 0 P: 22	R: 1 E: 0 K: 0 S: 12	H: 1 LOB: 0 BB: 0 P: 21	R: 0 E: 0 K: 2 S: 8	H: 0 LOB: 0 BB: 0 P: 12	R: 0 E: 0 K: 2 S: 8	H: 0 LOB: 0 BB: 0 P: 11	R: 0 E: 0 K: 2 S: 10	H: 0 LOB: 0 BB: 0 P: 19	R: 0 E: 0 K: 1 S: 7	H: 0 LOB: 0 BB: 0 P: 9	1B: 0 2B: 0 3B: 1 HR: 2	SF: 0 SAC: 1 DP: 0 HBP: 0	WP: 0 PB: 0 SB: 0 CS: 0	PA: 28					
PITCHER	IP	WLS	BF	H	R	ER	SO	BB	IBB	HBP	BLK	WP	HR	S	P	ERA	WHIP								
40 Madison Bumgarner, L	7.0	L	25	3	3	2	8	0	0	0	0	0	0	1	0	2.57	0.429								
34 Clay Hensley, R	1.0		3	0	0	0	1	0	0	0	0	0	0	7	9	0.00	0.000								



Batter	1	2	3	4	5	6	7	8	9	10	11	AB	R	H	RBI	BB	SO	LOB	TOP							
24 Michael Bourn, L (1.8)	G4-3		G6-3 BB		K	K		K	3B		HBP	5	0	1	2	1	3	4								
14 Martin Prado, R (1.7)	L9		P4		F9			2B			F9	6	1	1	2	1	1	4								
22 Jason Heyward, L (1.9)			1B		BB			1B		G4-3		5	1	2	1	2	1	4								
10 Chipper Jones, S (1.5)	K		G6-3 BB		G4-3			1B		F9		5	0	1	2	1	1	4								
5 Freddie Freeman, L (1.3)			G4-3		G4-3			1B		G4-3		6	1	3	1	0	0	3								
16 Brian McCann, L (1.2)	F9				2B			HR		G3		6	1	2	2	0	2	3								
26 Dan Uggla, R (1.4)			F9		F9			1B				4	4	3	0	2	0	1								
4 Paul Janish, R (1.6)	K		K		K			F7				4	2	1	1	1	2	4								
48 Tommy Hanson, R (1.1)	K		F9		F9			K				2	0	0	0	0	1	3								
Inning Stats	R: 0 E: 0 K: 1 S: 9	H: 1 LOB: 1 K: 2 P: 16	R: 0 E: 0 K: 2 S: 12	H: 1 LOB: 2 BB: 1 P: 22	R: 0 E: 0 K: 0 S: 10	H: 0 LOB: 2 BB: 2 P: 21	R: 0 E: 0 K: 1 S: 7	H: 1 LOB: 1 BB: 0 P: 12	R: 0 E: 0 K: 1 S: 9	H: 1 LOB: 1 BB: 0 P: 14	R: 4 E: 0 K: 2 S: 19	H: 5 LOB: 1 BB: 0 P: 35	R: 0 E: 0 K: 1 S: 6	H: 0 LOB: 0 BB: 1 P: 13	R: 4 E: 0 K: 2 S: 18	H: 3 LOB: 2 BB: 3 P: 39	R: 2 E: 0 K: 2 S: 12	H: 1 LOB: 1 BB: 1 P: 23	R: 0 E: 0 K: 1 S: 6	H: 0 LOB: 0 BB: 0 P: 8	R: 1 E: 1 K: 0 S: 9	H: 2 LOB: 2 BB: 0 P: 17	1B: 9 2B: 4 3B: 1 HR: 1	SF: 0 SAC: 1 DP: 1 HBP: 2	WP: 1 PB: 1 SB: 2 CS: 0	PA: 57
PITCHER	IP: 5.1 ERA: 2.85	WLS: 27 BF: 27	H: 8 R: 4 ER: 4 SO: 5	R: 4 ER: 4 SO: 5	BB: 3 IBB: 0 HBP: 0 BLK: 0	WP: 0 HR: 1 S: 57 P: 103	ERA: 6.75 WHIP: 2.062	IP: 2.0 ERA: 3.77	WLS: 2 BF: 9	H: 2 R: 1 ER: 0 SO: 1	BB: 0 IBB: 0 HBP: 0 BLK: 0	WP: 0 HR: 0 S: 15 P: 25	ERA: 0.00 WHIP: 1.000													

Atlanta Braves @ Washington Nationals
 Nationals Park, Washington, DC
 Fri Jul 20 2012, 7:08 PM - 11:28 PM EDT
 Att: 34,228 - Cloudy - 76 F

livebaseballscores.com

AB 46
 R 11
 H 15
 RBI 11
 BB 8
 SO 13
 LOB 34



Batter	1	2	3	4	5	6	7	8	9	10	11	AB	R	H	RBI	BB	SO	LOB	BOTTOM			
1 Steve Lombardozzi, S (1.7)	K		G1-6-3		HR			1B		G5-3		5	1	3	2	0	1	0				
22 Drew Storen, R (8.1)												0	0	0	0	0	0	0				
17 Sean Burnett, L (8.1)												0	0	0	0	0	0	0				
36 Tyler Clippard, R (8.1)												0	0	0	0	0	0	0				
57 Tyler Moore, R (10.7)												1	0	0	0	0	0	0				
34 Bryce Harper, L (1.8)	F7		G4-3		G1-6-3			K				5	1	0	0	1	1	4				
11 Ryan Zimmerman, R (1.5)	HR		G5-3		HR							5	2	3	3	1	1	0				
25 Adam LaRoche, L (1.3)	HR		K		F8			G3				6	1	2	0	0	1	1				
38 Michael Morse, R (1.9)	HR		2B		F8			G1-4-3				6	1	2	0	0	1	1				
20 Ian Desmond, R (1.6)	BB		1B		HR			K				6	2	3	3	0	1	2				
8 Danny Espinosa, S (1.4)	BB		BB		1B			K				4	1	1	0	2	3	1				
26 Jesus Flores, R (1.2)	1B		F8		L9			F9				6	1	2	1	0	0	4				
41 Sandy Leon, S (7. PH)	K		G1-3		L9			HR				2	1	0	0	1	1	2				
37 Stephen Strasburg, R (1.1)			K		G1-3			FC1-6				2	0	0	0	1	2	0				
51 Michael Gonzalez, L (8.1)			K		K			P6				0	0	0	0	0	0	0				
2 Roger Bernadina, L (7. PH)			K		K							2	0	0	0	0	0	1				
32 Tom Gorzelanny, R (10.1)			BB		BB							0	0	0	0	0	0	0				
Inning Stats	R: 0 E: 0 K: 2 S: 20	H: 3 LOB: 2 BB: 2 P: 34	R: 0 E: 0 K: 1 S: 7	H: 0 LOB: 0 BB: 0 P: 9	R: 0 E: 0 K: 1 S: 14	H: 1 LOB: 1 BB: 1 P: 23	R: 3 E: 0 K: 1 S: 17	H: 2 LOB: 0 BB: 1 P: 26	R: 0 E: 0 K: 1 S: 11	H: 2 LOB: 2 BB: 0 P: 20	R: 0 E: 0 K: 2 S: 10	H: 0 LOB: 0 BB: 0 P: 15	R: 1 E: 0 K: 1 S: 9	H: 1 LOB: 0 BB: 0 P: 15	R: 0 E: 0 K: 0 S: 10	H: 1 LOB: 0 BB: 0 P: 15	R: 0 E: 0 K: 1 S: 6	H: 0 LOB: 0 BB: 0 P: 8	1B: 11 2B: 1 3B: 0 HR: 3	SF: 0 SAC: 0 DP: 2 HBP: 0	WP: 1 PB: 0 SB: 2 CS: 0	PA: 52
PITCHER	IP: 4.0 ERA: 4.5	WLS: 24 BF: 24	H: 8 R: 8 ER: 8 SO: 5	R: 8 ER: 8 SO: 5	BB: 4 IBB: 0 HBP: 0 BLK: 0	WP: 0 HR: 2 S: 61 P: 96	ERA: 18.00 WHIP: 3.000	IP: 1.0 ERA: 2.8	WLS: 3 BF: 4	H: 1 R: 0 ER: 0 SO: 1	BB: 0 IBB: 0 HBP: 0 BLK: 0	WP: 0 HR: 0 S: 10 P: 18	ERA: 0.00 WHIP: 0.000									

Atlanta Braves @ Washington Nationals
 Nationals Park, Washington, DC
 Fri Jul 20 2012, 7:08 PM - 11:28 PM EDT
 Att: 34,228 - Cloudy - 76 F

livebaseballscores.com

AB 46
 R 10
 H 15
 RBI 10
 BB 6
 SO 11
 LOB 15



Batter	1	2	3	4	5	6	7	8	9	AB	R	H	RBI	BB	SO	LOB	TOP			
24 Michael Bourn, L (1,8) OBP: 0.359, SLG: 0.445										4	0	1	0	0	2	1	Atlanta Braves @ Washington Nationals Nationals Park, Washington, DC Sat Jul 21 2012, 7:06 PM - 10:01 PM EDT Att: 40,047 - Overcast - 70 F			
14 Martin Prado, R (1,7) OBP: 0.364, SLG: 0.431										4	0	0	0	0	0	2				
22 Jason Heyward, L (1,9) OBP: 0.345, SLG: 0.468										3	1	0	0	1	1	0				
10 Chipper Jones, S (1,5) OBP: 0.390, SLG: 0.507										3	1	1	1	0	0	0				
5 Freddie Freeman, L (1,3) OBP: 0.334, SLG: 0.481										4	0	2	1	0	1	1				
26 Dan Uggla, R (1,4) OBP: 0.354, SLG: 0.378										2	0	0	0	1	0	0				
8 David Ross, R (1,2) OBP: 0.367, SLG: 0.488										3	0	0	0	1	0	4				
4 Paul Janish, R (1,6) OBP: 0.286, SLG: 0.280										3	0	1	0	0	0	0				
20 Eric Hinske, L (9,PH) OBP: 0.266, SLG: 0.302										1	0	0	0	0	0	1				
40 Randall Delgado, R (1,1) OBP: 0.240, SLG: 0.240										1	0	0	0	0	0	0				
25 Juan Francisco, L (7,PH) OBP: 0.263, SLG: 0.454										1	0	0	0	0	0	1				
50 Cristhian Martinez, R (7,1) OBP: 0.293, SLG: 0.454										0	0	0	0	0	0	0				
38 Anthony Varvaro, R (8,1) OBP: 0.310, SLG: 0.454										0	0	0	0	0	0	0				
16 Brian McCann, L (9,PH) OBP: 0.310, SLG: 0.454										1	0	0	0	0	1	1				
Inning Stats	R: 2 E: 0 K: 0 S: 10	H: 3 LOB: 2 BB: 2 P: 22	R: 0 E: 0 K: 1 S: 8	H: 1 LOB: 1 BB: 0 P: 13	R: 0 E: 0 K: 0 S: 12	H: 1 LOB: 2 BB: 0 P: 18	R: 0 E: 0 K: 0 S: 8	H: 0 LOB: 0 BB: 0 P: 12	R: 0 E: 0 K: 0 S: 10	H: 0 LOB: 1 BB: 0 P: 13	R: 0 E: 0 K: 2 S: 10	H: 0 LOB: 0 BB: 0 P: 13	R: 0 E: 0 K: 2 S: 12	H: 0 LOB: 0 BB: 1 P: 20	R: 0 E: 0 K: 1 S: 12	H: 0 LOB: 1 BB: 1 P: 21	1B: 3 2B: 2 3B: 0 HR: 0	SF: 0 SAC: 1 DP: 1 HBP: 2	WP: 0 PB: 0 SB: 0 CS: 0	PA: 36
PITCHER	IP WLS BF H R ER SO BB IBB HBP BLK WP HR S P ERA WHIP																			
31 John Lannan, L (1,1) ERA: 2.57	7.0 W 29 5 2 2 3 2 0 2 0 0 0 65 98 2.57 1.000																			
17 Sean Burnett, L (8,1) ERA: 2.21	1.0 H 3 0 0 0 2 0 0 0 0 0 0 12 20 0.00 0.000																			
36 Tyler Clippard, R (9,1) ERA: 3.12	1.0 S 4 0 0 0 1 1 0 0 0 0 0 12 21 0.00 1.000																			

Batter	1	2	3	4	5	6	7	8	9	AB	R	H	RBI	BB	SO	LOB	BOTTOM	
1 Steve Lombardozzi, S (1,7) OBP: 0.318, SLG: 0.338										5	0	0	0	0	1	5	Atlanta Braves @ Washington Nationals Nationals Park, Washington, DC Sat Jul 21 2012, 7:06 PM - 10:01 PM EDT Att: 40,047 - Overcast - 70 F	
2 Roger Bernadina, L (1,8) OBP: 0.356, SLG: 0.391										4	1	3	1	0	0	0		
11 Ryan Zimmerman, R (1,5) OBP: 0.334, SLG: 0.442										4	0	2	0	0	0	1		
38 Michael Morse, R (1,9) OBP: 0.314, SLG: 0.423										3	0	0	0	0	1	2		
25 Adam LaRoche, L (1,3) OBP: 0.332, SLG: 0.478										4	0	0	0	0	2	5		
20 Ian Desmond, R (1,6) OBP: 0.322, SLG: 0.503										3	0	0	1	0	0	2		
17 Sean Burnett, L (8,1) OBP: 0.341, SLG: 0.442										0	0	0	0	0	0	0		
34 Bryce Harper, L (8,PH) OBP: 0.341, SLG: 0.442										1	1	1	0	0	0	0		
8 Danny Espinosa, S (1,4) OBP: 0.315, SLG: 0.391										3	2	1	1	1	1	2		
41 Sandy León, S (1,2) OBP: 0.500, SLG: 0.444										3	1	2	0	0	0	0		
31 John Lannan, L (1,1) OBP: 1.000, SLG: 1.000										1	0	1	0	0	0	0		
7 Mark DeRosa, R (7,PH) OBP: 0.292, SLG: 0.226										1	0	0	0	0	0	1		
36 Tyler Clippard, R (9,1) ERA: 5.17										0	0	0	0	0	0	0		
Inning Stats	R: 0 E: 0 K: 0 S: 9	H: 0 LOB: 0 BB: 0 P: 14	R: 0 E: 0 K: 0 S: 10	H: 0 LOB: 0 BB: 0 P: 16	R: 0 E: 0 K: 1 S: 9	H: 1 LOB: 1 BB: 0 P: 13	R: 0 E: 0 K: 1 S: 12	H: 2 LOB: 1 BB: 0 P: 17	R: 1 E: 0 K: 2 S: 15	H: 2 LOB: 2 BB: 0 P: 25	R: 1 E: 0 K: 0 S: 16	H: 2 LOB: 1 BB: 0 P: 20	R: 2 E: 1 K: 1 S: 21	H: 2 LOB: 2 BB: 0 P: 36	1B: 10 2B: 0 3B: 0 HR: 0	SF: 0 SAC: 2 DP: 1 HBP: 2	WP: 3 PB: 0 SB: 1 CS: 0	PA: 37
PITCHER	IP WLS BF H R ER SO BB IBB HBP BLK WP HR S P ERA WHIP																	
40 Randall Delgado, R (1,1) ERA: 4.42	6.0 25 6 2 2 4 1 0 0 1 0 0 62 99 3.00 1.167																	
50 Cristhian Martinez, R (7,1) ERA: 4.21	1.2 L 9 4 3 2 1 0 0 0 0 0 1 0 28 39 10.80 2.400																	
38 Anthony Varvaro, R (8,1) ERA: 5.17	0.1 3 0 0 0 0 0 0 0 1 0 0 9 17 0.00 0.000																	



Batter	1	2	3	4	5	6	7	8	9	AB	R	H	RBI	BB	SO	LOB	TOP					
24 Michael Bourn, L (1,8) OBP: 0.356, SLG: 0.440	B2		G4-3		G3		G4-3			4	0	0	0	0	0	2	Atlanta Braves @ Washington Nationals Nationals Park, Washington, DC Sun Jul 22 2012, 1:39 PM - 4:29 PM EDT Att: 34,917 - Overcast - 79 F					
14 Martin Prado, R (1,7) OBP: 0.365, SLG: 0.432	L9							G4-3		4	1	2	0	0	0	0						
22 Jason Heyward, L (1,9) OBP: 0.347, SLG: 0.471	G3									4	1	2	0	0	1	1						
10 Chipper Jones, S (1,5) OBP: 0.392, SLG: 0.507										4	0	2	0	0	1	3						
5 Freddie Freeman, L (1,3) OBP: 0.373, SLG: 0.478	FC4-6									4	0	1	1	0	0	2						
16 Brian McCann, L (1,2) OBP: 0.307, SLG: 0.449	F9									3	0	0	0	0	0	4						
39 Jonny Venters, L (7,1)										0	0	0	0	0	0	0						
20 Eric Hinske, L (9,PH) OBP: 0.283, SLG: 0.299										1	0	0	0	0	0	0						
26 Dan Uggla, R (1,4) OBP: 0.353, SLG: 0.375	P3									3	0	0	0	1	1	1						
4 Paul Janish, R (1,6) OBP: 0.250, SLG: 0.241										4	0	0	0	0	2	1						
49 Jair Jurrjens, R (1,1) OBP: 0.143, SLG: 0.077										1	0	0	0	0	0	0						
43 Luis Avilan, L (3,1) OBP: 0.500, SLG: 0.500										1	0	1	0	0	0	0						
38 Anthony Varvaro, R (6,1)										0	0	0	0	0	0	0						
8 David Ross, R (7,PH) OBP: 0.364, SLG: 0.483										1	0	0	0	0	0	1						
Inning Stats	R: 0 E: 0 K: 0 S: 5	H: 0 LOB: 0 BB: 0 P: 8	R: 0 E: 0 K: 0 S: 7	H: 1 LOB: 1 BB: 0 P: 12	R: 0 E: 0 K: 1 S: 10	H: 0 LOB: 0 BB: 0 P: 18	R: 0 E: 0 K: 1 S: 10	H: 3 LOB: 2 BB: 0 P: 12	R: 0 E: 0 K: 0 S: 8	H: 1 LOB: 1 BB: 0 P: 10	R: 2 E: 0 K: 1 S: 13	H: 2 LOB: 0 BB: 0 P: 20	R: 0 E: 0 K: 0 S: 11	H: 0 LOB: 1 BB: 1 P: 18	R: 0 E: 0 K: 0 S: 11	H: 1 LOB: 1 BB: 0 P: 16	R: 0 E: 0 K: 2 S: 8	H: 0 LOB: 0 BB: 0 P: 15	1B: 7 2B: 1 3B: 0 HR: 0	SF: 0 SAC: 0 DP: 1 HBP: 0	WP: 0 PB: 1 SB: 0 CS: 0	PA: 35
PITCHER	IP WLS BF H R ER SO BB IBB HBP BLK WP HR S P ERA WHIP																					
48 Ross Detwiler, L (1,1) ERA: 3.01	7.0 W 28 7 2 1 3 1 0 0 0 0 0 64 98 1.29 1.143																					
35 Craig Stammen, R (8,1) ERA: 2.0	2.0 7 1 0 0 2 0 0 0 0 0 0 19 31 0.00 0.500																					

AB 34
R 2
H 8
RBI 1
BB 1
SO 5
LOB 15



Batter	1	2	3	4	5	6	7	8	9	AB	R	H	RBI	BB	SO	LOB	BOTTOM			
1 Steve Lombardozzi, S (1,4) OBP: 0.316, SLG: 0.335	FC4-6	FC3-6		G5-3	F9		G1-3			5	0	1	0	0	0	3	Atlanta Braves @ Washington Nationals Nationals Park, Washington, DC Sun Jul 22 2012, 1:39 PM - 4:29 PM EDT Att: 34,917 - Overcast - 79 F			
34 Bryce Harper, L (1,9) OBP: 0.338, SLG: 0.438	FC4-6	L9		K			E1			5	1	1	0	0	1	2				
11 Ryan Zimmerman, R (1,5) OBP: 0.338, SLG: 0.463	HR			L9			G4-3			5	3	3	3	0	0	1				
38 Michael Morse, R (1,7) OBP: 0.321, SLG: 0.433	2B			G4-3						5	3	3	0	0	2	2				
25 Adam LaRoche, L (1,3) OBP: 0.333, SLG: 0.477	P5			G4-3						5	0	2	0	0	1	3				
8 Danny Espinosa, S (1,6) OBP: 0.321, SLG: 0.401	2B									4	2	3	2	1	0	1				
2 Roger Bernadina, L (1,8) OBP: 0.372, SLG: 0.401	1B									4	0	3	2	1	0	1				
41 Sandy León, S (1,2) OBP: 0.429, SLG: 0.462	CS	G3		P3						4	0	1	2	0	0	5				
48 Ross Detwiler, R (1,1) OBP: 0.125, SLG: 0.087										3	0	1	0	0	1	4				
57 Tyler Moore, R (7,PH) OBP: 0.365, SLG: 0.517										1	0	0	0	0	1	0				
35 Craig Stammen, R (8,1) ERA: 2.0										0	0	0	0	0	0	0				
Inning Stats	R: 4 E: 0 K: 0 S: 17	H: 5 LOB: 0 BB: 0 P: 23	R: 0 E: 0 K: 0 S: 9	H: 1 LOB: 0 BB: 0 P: 16	R: 2 E: 0 K: 0 S: 16	H: 4 LOB: 2 BB: 0 P: 22	R: 0 E: 0 K: 1 S: 8	H: 0 LOB: 0 BB: 0 P: 16	R: 2 E: 0 K: 2 S: 12	H: 3 LOB: 2 BB: 1 P: 22	R: 1 E: 0 K: 0 S: 15	H: 4 LOB: 3 BB: 1 P: 32	R: 0 E: 1 K: 1 S: 8	H: 0 LOB: 1 BB: 0 P: 11	R: 0 E: 0 K: 1 S: 7	H: 1 LOB: 1 BB: 0 P: 10	1B: 12 2B: 4 3B: 0 HR: 2	SF: 0 SAC: 0 DP: 0 HBP: 0	WP: 2 PB: 0 SB: 2 CS: 1	PA: 44
PITCHER	IP WLS BF H R ER SO BB IBB HBP BLK WP HR S P ERA WHIP																			
49 Jair Jurrjens, R (1,1) ERA: 7.04	2.1 L 15 9 6 6 0 0 0 0 0 0 0 28 49 6.75 3.857																			
43 Luis Avilan, L (3,1) ERA: 4.7	2.2 13 4 2 2 3 0 1 0 0 0 0 28 49 6.75 1.500																			
38 Anthony Varvaro, R (6,1) ERA: 5.4	1.0 7 4 1 1 1 1 0 0 0 0 1 0 15 32 9.00 5.000																			
39 Jonny Venters, L (7,1) ERA: 4.19	2.0 8 1 0 0 2 0 0 0 0 0 1 0 15 21 0.00 0.500																			



Batter	1	2	3	4	5	6	7	8	9	AB	R	H	RBI	BB	SO	LOB	TOP							
24 Michael Bourn, L (1.8) OBP: 0.356, SLG: 0.437										4	1	1	0	1	1	1								
14 Martin Prado, R (1.7) OBP: 0.367, SLG: 0.436										3	1	1	1	1	0	1								
22 Jason Heyward, L (1.9) OBP: 0.346, SLG: 0.466										2	0	1	2	2	1	2								
10 Chipper Jones, S (1.5) OBP: 0.386, SLG: 0.495										5	0	1	0	0	0	6								
5 Freddie Freeman, L (1.3) OBP: 0.331, SLG: 0.469										2	0	0	1	2	1	1								
26 Dan Uggla, R (1.4) OBP: 0.356, SLG: 0.368										3	0	0	0	0	1	3								
8 David Ross, R (1.2) OBP: 0.356, SLG: 0.467										4	0	1	0	0	2	2								
4 Paul Janish, R (1.6) OBP: 0.237, SLG: 0.229										4	1	1	0	0	0	0								
15 Tim Hudson, R (1.1) OBP: 0.235, SLG: 0.233										3	1	1	0	0	0	2								
20 Eric Hinske, L (8,PH) OBP: 0.281, SLG: 0.296										1	0	0	0	0	0	0								
34 Eric O'Flaherty, L (8,1) OBP: 0.281, SLG: 0.296										0	0	0	0	0	0	0								
46 Craig Kimbrel, R (9,1) OBP: 0.281, SLG: 0.296										0	0	0	0	0	0	0								
Inning Stats	R: 1 E: 1 K: 0 S: 13	H: 0 LOB: 1 BB: 1 P: 23	R: 0 E: 0 K: 1 S: 6	H: 0 LOB: 0 BB: 0 P: 8	R: 1 E: 0 K: 1 S: 15	H: 2 LOB: 3 BB: 2 P: 29	R: 1 E: 0 K: 0 S: 14	H: 3 LOB: 3 BB: 1 P: 24	R: 0 E: 0 K: 2 S: 8	H: 0 LOB: 0 BB: 0 P: 11	R: 0 E: 0 K: 0 S: 9	H: 0 LOB: 0 BB: 0 P: 13	R: 1 E: 0 K: 1 S: 12	H: 2 LOB: 2 BB: 1 P: 26	R: 0 E: 0 K: 1 S: 8	H: 0 LOB: 0 BB: 0 P: 12	R: 0 E: 0 K: 0 S: 7	H: 0 LOB: 0 BB: 1 P: 12	1B: 6 2B: 0 3B: 1 HR: 0	SF: 2 SAC: 0 DP: 1 HBP: 1	WP: 0 PB: 0 SB: 0 CS: 1	PA: 40		
PITCHER	IP WLS BF H R ER SO BB IBB HBP BLK WP HR S P ERA WHIP	IP WLS BF H R ER SO BB IBB HBP BLK WP HR S P ERA WHIP	IP WLS BF H R ER SO BB IBB HBP BLK WP HR S P ERA WHIP	IP WLS BF H R ER SO BB IBB HBP BLK WP HR S P ERA WHIP	IP WLS BF H R ER SO BB IBB HBP BLK WP HR S P ERA WHIP	IP WLS BF H R ER SO BB IBB HBP BLK WP HR S P ERA WHIP	IP WLS BF H R ER SO BB IBB HBP BLK WP HR S P ERA WHIP	IP WLS BF H R ER SO BB IBB HBP BLK WP HR S P ERA WHIP	IP WLS BF H R ER SO BB IBB HBP BLK WP HR S P ERA WHIP	IP WLS BF H R ER SO BB IBB HBP BLK WP HR S P ERA WHIP	IP WLS BF H R ER SO BB IBB HBP BLK WP HR S P ERA WHIP	IP WLS BF H R ER SO BB IBB HBP BLK WP HR S P ERA WHIP	IP WLS BF H R ER SO BB IBB HBP BLK WP HR S P ERA WHIP	IP WLS BF H R ER SO BB IBB HBP BLK WP HR S P ERA WHIP	IP WLS BF H R ER SO BB IBB HBP BLK WP HR S P ERA WHIP	IP WLS BF H R ER SO BB IBB HBP BLK WP HR S P ERA WHIP	IP WLS BF H R ER SO BB IBB HBP BLK WP HR S P ERA WHIP	IP WLS BF H R ER SO BB IBB HBP BLK WP HR S P ERA WHIP	IP WLS BF H R ER SO BB IBB HBP BLK WP HR S P ERA WHIP	IP WLS BF H R ER SO BB IBB HBP BLK WP HR S P ERA WHIP	IP WLS BF H R ER SO BB IBB HBP BLK WP HR S P ERA WHIP	IP WLS BF H R ER SO BB IBB HBP BLK WP HR S P ERA WHIP	IP WLS BF H R ER SO BB IBB HBP BLK WP HR S P ERA WHIP	IP WLS BF H R ER SO BB IBB HBP BLK WP HR S P ERA WHIP

Atlanta Braves @ Miami Marlins
Marlins Park, Miami, FL
Tue Jul 24 2012, 7:12 PM - 9:46 PM EDT
Att: 25,616 - Roof Closed - 80 F

AB 31
R 4
H 7
RBI 4
BB 6
SO 6
LOB 18

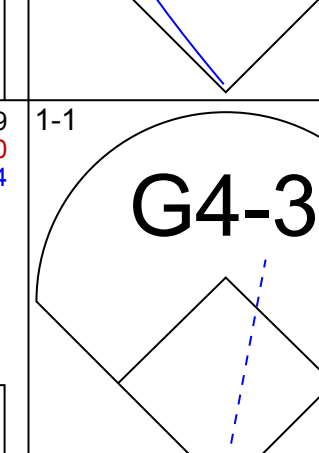

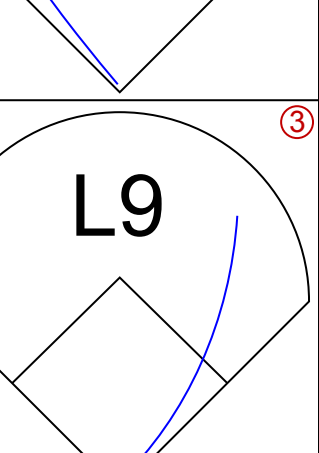
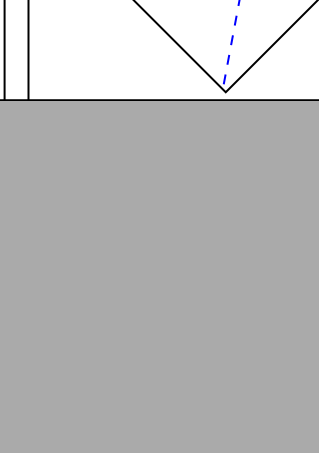


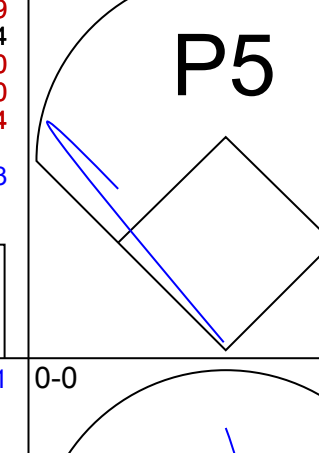





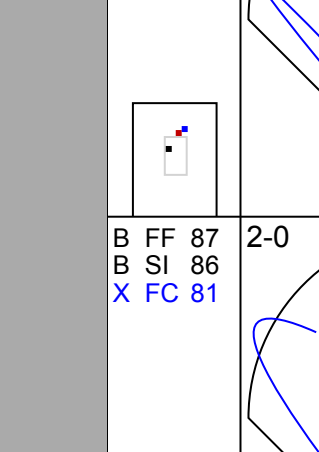
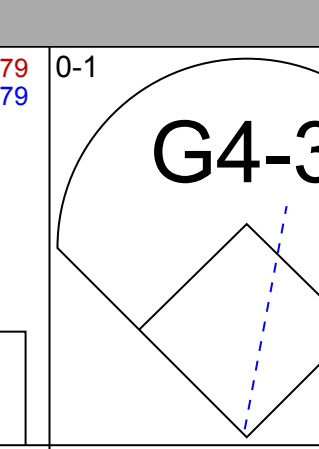
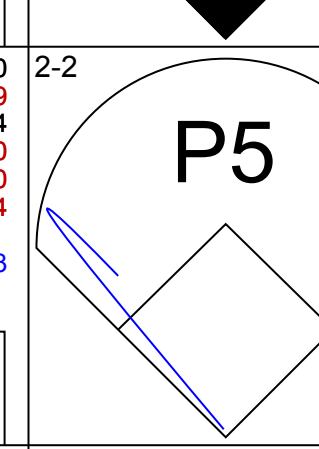
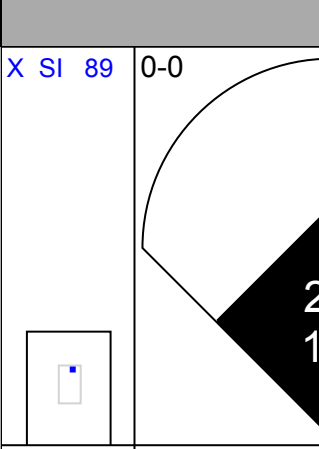
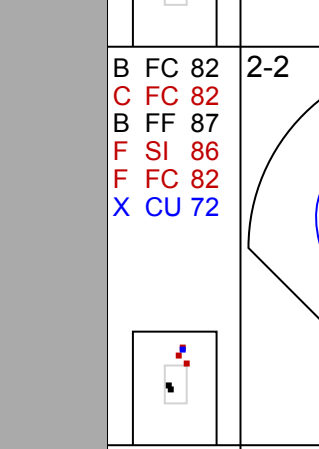
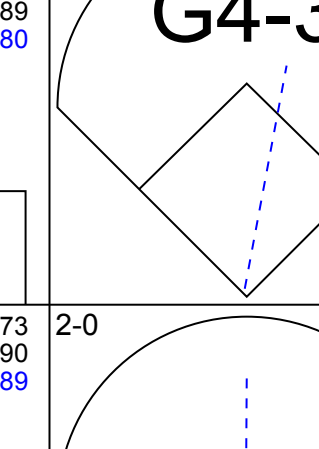
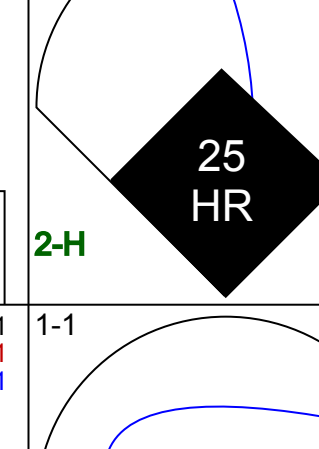
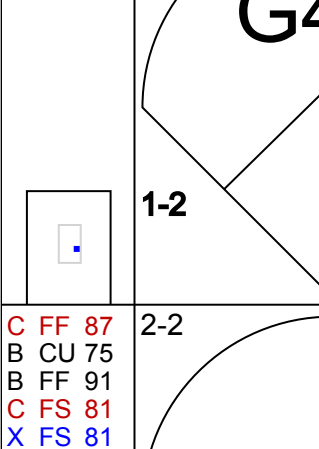
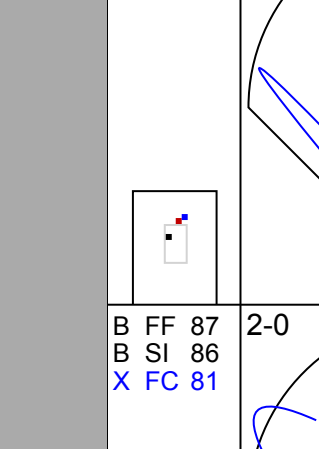
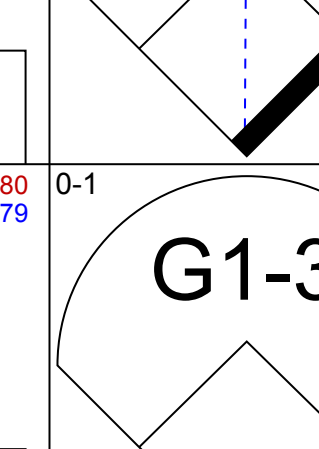
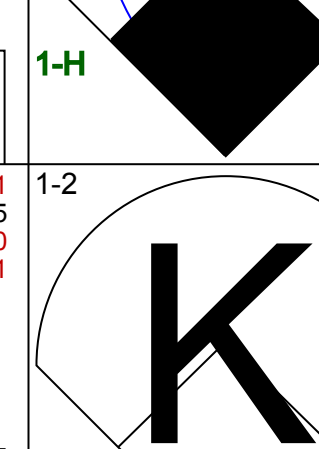
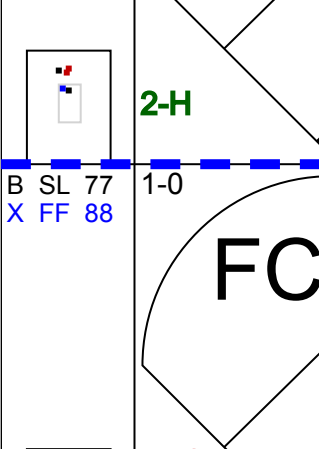
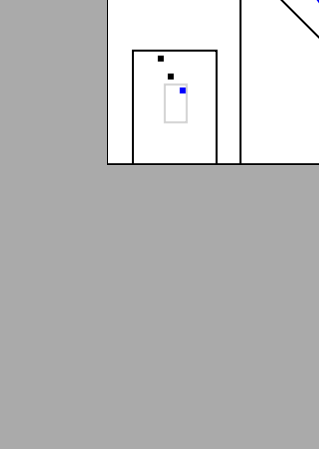


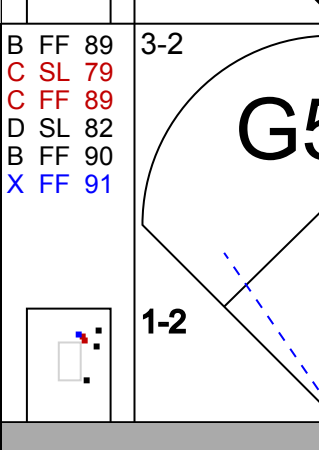

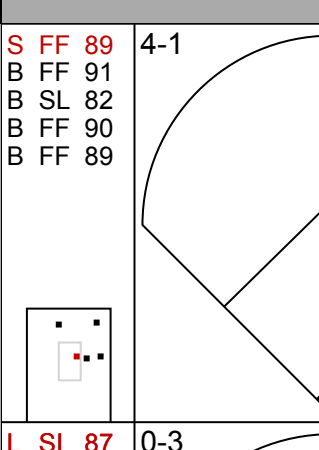
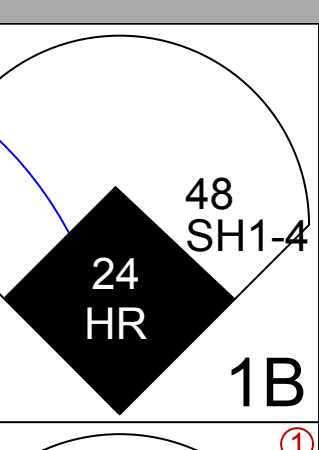
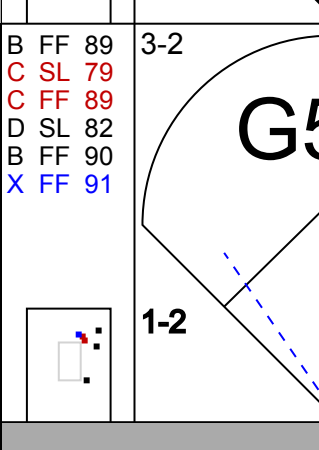

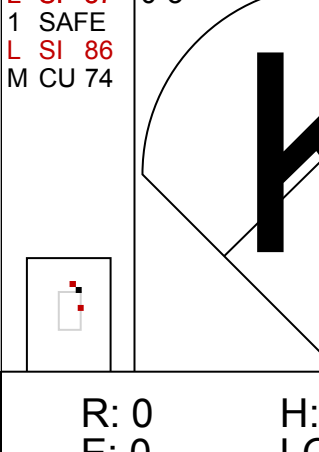
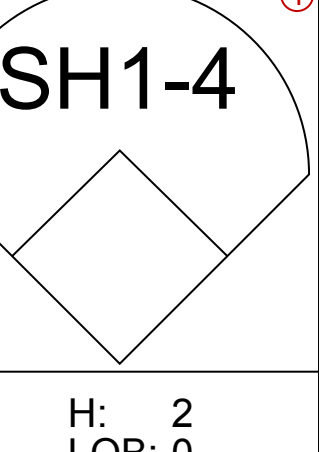
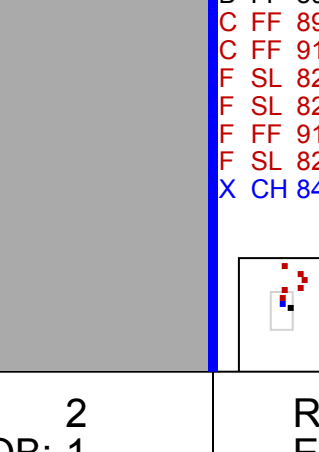
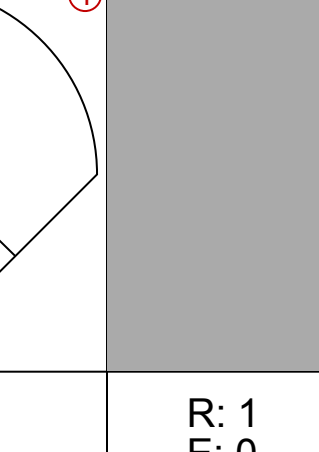


Batter	1	2	3	4	5	6	7	8	9	AB	R	H	RBI	BB	SO	LOB	BOTTOM							
7 José Reyes, S (1.6) OBP: 0.339, SLG: 0.398										4	1	2	2	0	1	0								
29 Greg Dobbs, L (1.9) OBP: 0.328, SLG: 0.375										3	1	0	0	0	0	1								
26 Austin Kearns, R (8,PH) OBP: 0.340, SLG: 0.438										1	0	1	0	0	0	0								
45 Carlos Lee, R (1.3) OBP: 0.336, SLG: 0.388										4	0	0	0	0	1	2								
20 Justin Ruggiano, R (1.8) OBP: 0.427, SLG: 0.672										4	0	1	0	0	0	0								
5 Logan Morrison, L (1.7) OBP: 0.313, SLG: 0.411										3	0	0	0	1	0	0								
Hanley Ramirez, R (1.5) OBP: 0.322, SLG: 0.428										4	0	1	1	0	1	0								
1 Emilio Bonifácio, S (1.4) OBP: 0.353, SLG: 0.351										3	0	1	0	0	0	0								
14 John Buck, R (1.2) OBP: 0.293, SLG: 0.306										3	0	0	0	0	0	1								
56 Mark Buehrle, L (1.1) OBP: 0.045, SLG: 0.056										1	1	0	0	0	0	1								
6 Scott Cousins, L (5,PH) OBP: 0.167, SLG: 0.333										0	0	0	0	0	0	0								
23 Wade LeBlanc, L (8,1) OBP: 0.272, SLG: 0.333										0	0	0	0	0	0	0								
57 Chad Gaudin, R (7,1) OBP: 0.272, SLG: 0.333										0	0	0	0	0	0	0								
17 Donovan Solano, R (8,PH) OBP: 0.272, SLG: 0.333										1	0	0	0	0	1	0								
21 Heath Bell, R (9,1) OBP: 0.272, SLG: 0.333										0	0	0	0	0	0	0								
Inning Stats	R: 1 E: 0 K: 1 S: 12	H: 3 LOB: 2 BB: 1 P: 17	R: 2 E: 0 K: 0 S: 9	H: 2 LOB: 0 BB: 0 P: 13	R: 0 E: 0 K: 0 S: 5	H: 0 LOB: 0 BB: 0 P: 10	R: 0 E: 0 K: 0 S: 6	H: 0 LOB: 0 BB: 0 P: 9	R: 0 E: 0 K: 1 S: 8	H: 0 LOB: 0 BB: 0 P: 11	R: 0 E: 0 K: 0 S: 8	H: 0 LOB: 0 BB: 0 P: 11	R: 0 E: 0 K: 0 S: 6	H: 0 LOB: 0 BB: 0 P: 9	R: 0 E: 0 K: 1 S: 9	H: 1 LOB: 1 BB: 0 P: 13	R: 0 E: 0 K: 1 S: 7	H: 0 LOB: 0 BB: 0 P: 14	1B: 5 2B: 0 3B: 0 HR: 1	SF: 0 SAC: 0 DP: 0 HBP: 0	WP: 0 PB: 0 SB: 0 CS: 0	PA: 33		
PITCHER	IP WLS BF H R ER SO BB IBB HBP BLK WP HR S P ERA WHIP	IP WLS BF H R ER SO BB IBB HBP BLK WP HR S P ERA WHIP	IP WLS BF H R ER SO BB IBB HBP BLK WP HR S P ERA WHIP	IP WLS BF H R ER SO BB IBB HBP BLK WP HR S P ERA WHIP	IP WLS BF H R ER SO BB IBB HBP BLK WP HR S P ERA WHIP	IP WLS BF H R ER SO BB IBB HBP BLK WP HR S P ERA WHIP	IP WLS BF H R ER SO BB IBB HBP BLK WP HR S P ERA WHIP	IP WLS BF H R ER SO BB IBB HBP BLK WP HR S P ERA WHIP	IP WLS BF H R ER SO BB IBB HBP BLK WP HR S P ERA WHIP	IP WLS BF H R ER SO BB IBB HBP BLK WP HR S P ERA WHIP	IP WLS BF H R ER SO BB IBB HBP BLK WP HR S P ERA WHIP	IP WLS BF H R ER SO BB IBB HBP BLK WP HR S P ERA WHIP	IP WLS BF H R ER SO BB IBB HBP BLK WP HR S P ERA WHIP	IP WLS BF H R ER SO BB IBB HBP BLK WP HR S P ERA WHIP	IP WLS BF H R ER SO BB IBB HBP BLK WP HR S P ERA WHIP	IP WLS BF H R ER SO BB IBB HBP BLK WP HR S P ERA WHIP	IP WLS BF H R ER SO BB IBB HBP BLK WP HR S P ERA WHIP	IP WLS BF H R ER SO BB IBB HBP BLK WP HR S P ERA WHIP	IP WLS BF H R ER SO BB IBB HBP BLK WP HR S P ERA WHIP	IP WLS BF H R ER SO BB IBB HBP BLK WP HR S P ERA WHIP	IP WLS BF H R ER SO BB IBB HBP BLK WP HR S P ERA WHIP	IP WLS BF H R ER SO BB IBB HBP BLK WP HR S P ERA WHIP	IP WLS BF H R ER SO BB IBB HBP BLK WP HR S P ERA WHIP	IP WLS BF H R ER SO BB IBB HBP BLK WP HR S P ERA WHIP

Atlanta Braves @ Miami Marlins
Marlins Park, Miami, FL
Tue Jul 24 2012, 7:12 PM - 9:46 PM EDT
Att: 25,616 - Roof Closed - 80 F

AB 32
R 3
H 6
RBI 3
BB 1
SO 4
LOB 5

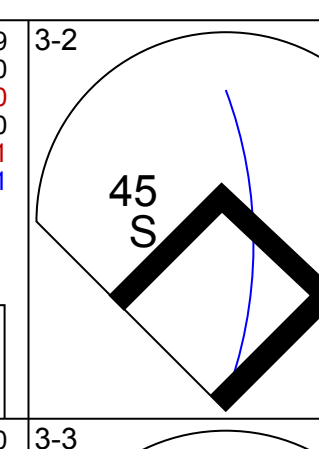
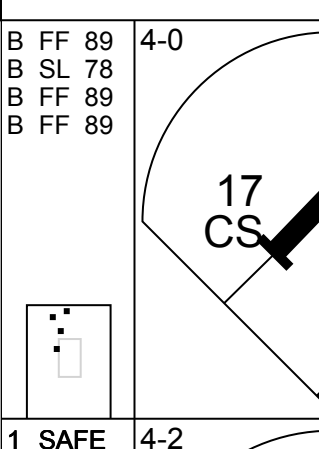
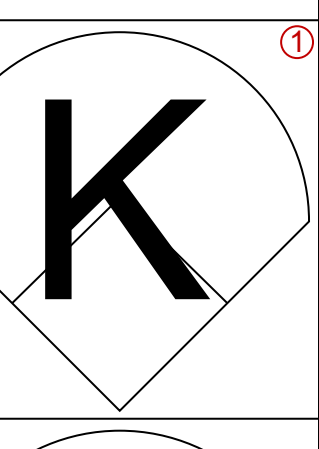
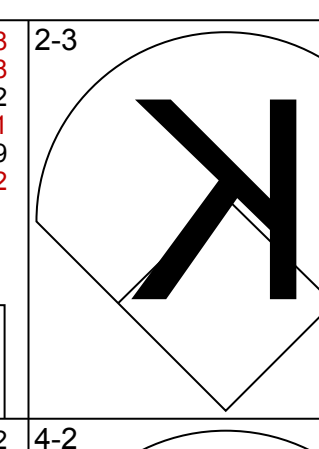
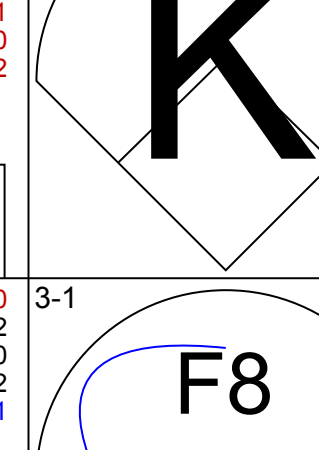
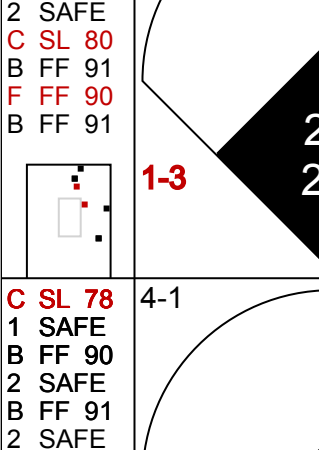
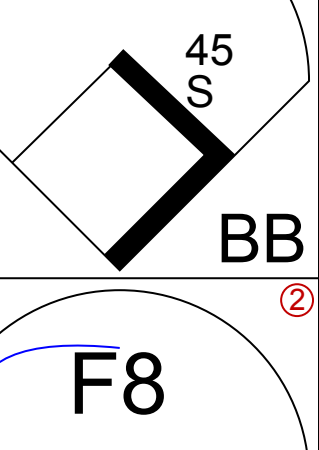
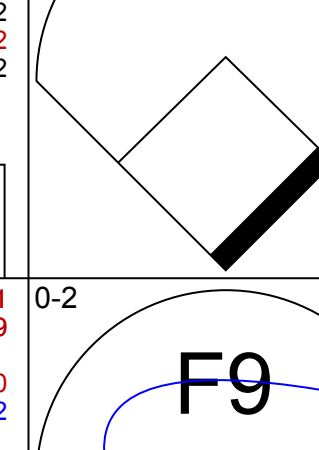
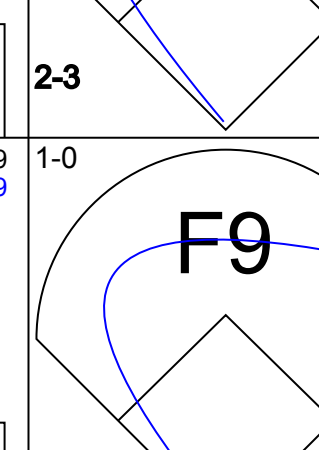
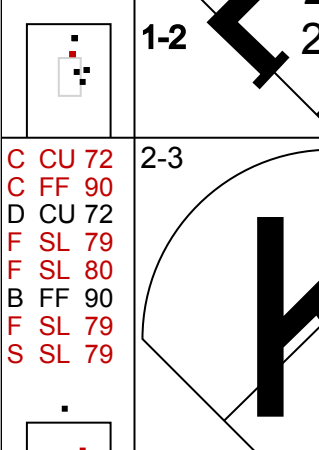
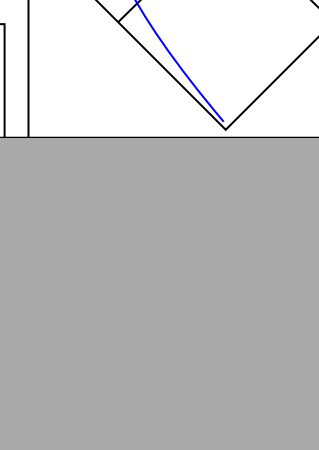

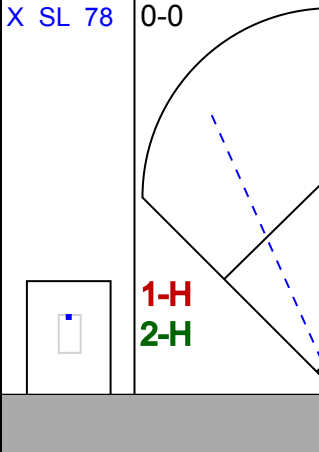
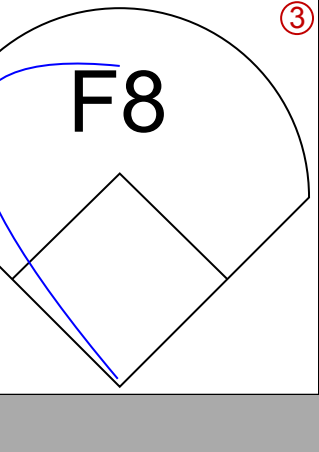
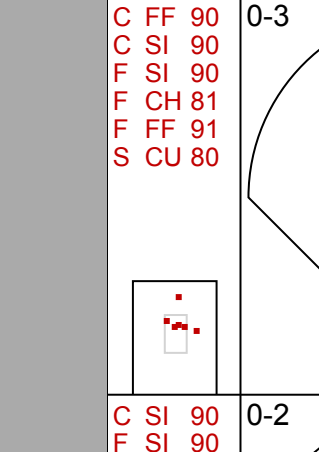
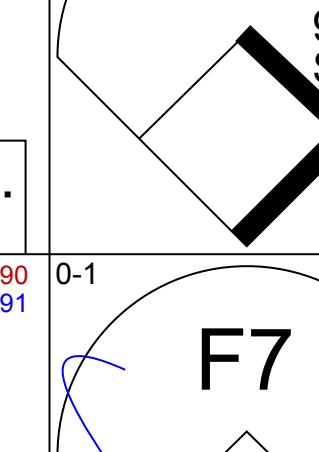


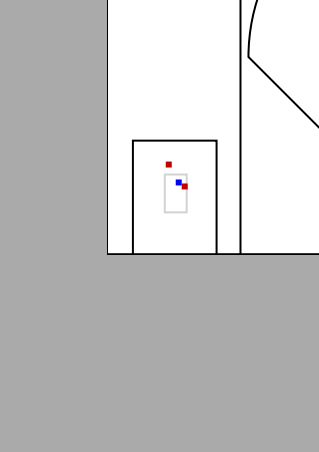
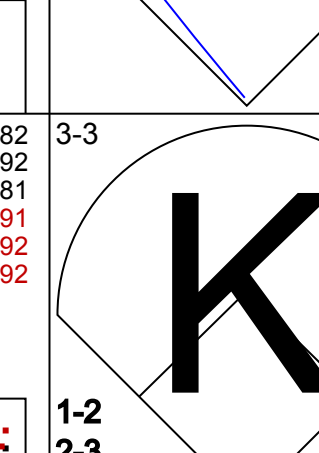




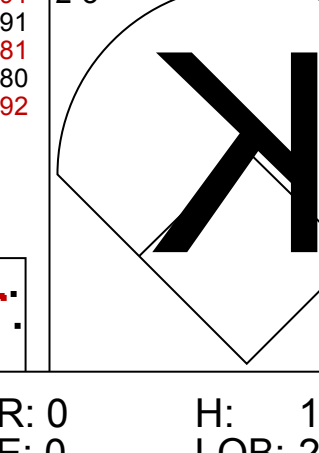
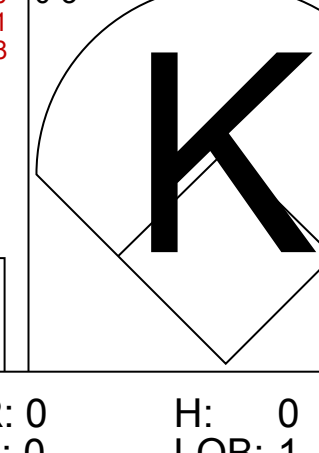

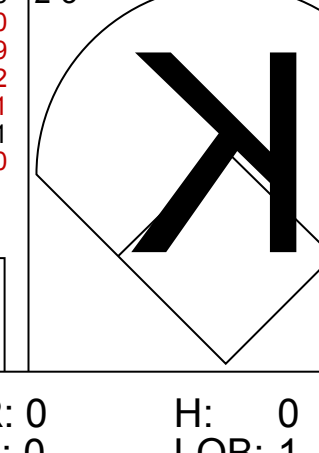
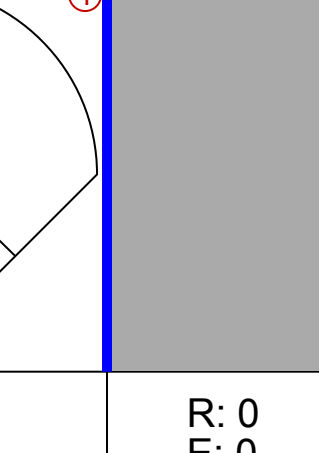
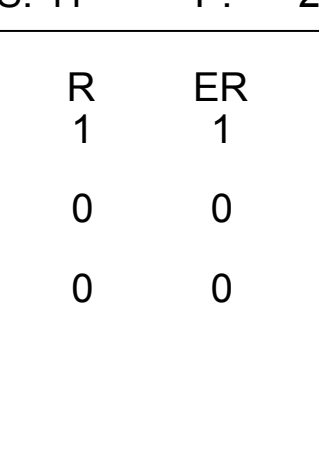
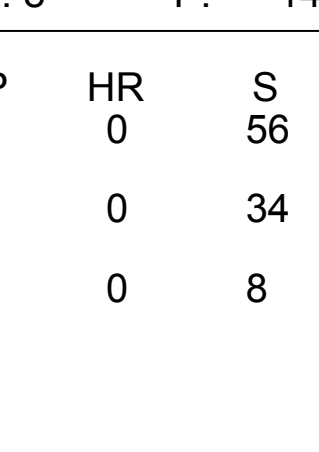


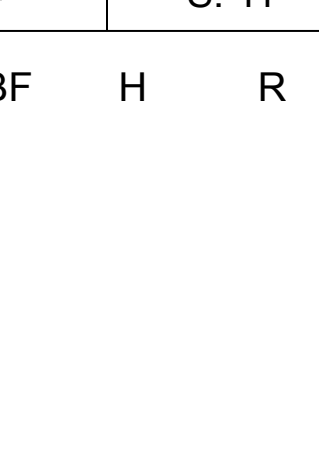


Batter	1	2	3	4	5	6	7	8	9	AB	R	H	RBI	BB	SO	LOB	TOP					
24 Michael Bourn, L (1.8) OBP: 0.354, SLG: 0.441										5	1	1	2	0	2	2						
14 Martin Prado, R (1.4) OBP: 0.363, SLG: 0.431										4	0	0	0	0	0	0						
22 Jason Heyward, L (1.9) OBP: 0.348, SLG: 0.478										4	2	2	1	0	0	0						
16 Brian McCann, L (1.2) OBP: 0.309, SLG: 0.446										4	1	1	0	0	0	1						
5 Freddie Freeman, L (1.3) OBP: 0.331, SLG: 0.466										4	1	1	1	0	0	1						
25 Juan Francisco, L (1.5) OBP: 0.277, SLG: 0.466										4	1	3	3	0	0	0						
17 Jose Constanza, L (1.7) OBP: 0.222, SLG: 0.250										4	0	0	0	0	2	2						
4 Paul Janish, R (1.6) OBP: 0.262, SLG: 0.237										3	1	1	0	1	0	1						
48 Tommy Hanson, R (1.1) OBP: 0.083, SLG: 0.029										1	0	0	0	0	1	1						
54 Kris Medlen, S (6.1) OBP: 0.296, SLG: 0.167										1	0	0	0	0	0	0						
20 Eric Hinske, L (9. PH) OBP: 0.279, SLG: 0.294										1	0	0	0	0	0	0						
39 Jonny Venters, L (9.1) OBP: 0.279, SLG: 0.294										0	0	0	0	0	0	0						
Inning Stats	R: 0 E: 0 K: 1 S: 8	H: 0 LOB: 0 BB: 0 P: 14	R: 0 E: 0 K: 0 S: 8	H: 1 LOB: 1 BB: 0 P: 12	R: 0 E: 0 K: 1 S: 7	H: 0 LOB: 0 BB: 0 P: 12	R: 3 E: 0 K: 1 S: 18	H: 3 LOB: 0 BB: 0 P: 25	R: 2 E: 0 K: 0 S: 9	H: 2 LOB: 0 BB: 0 P: 13	R: 1 E: 0 K: 0 S: 9	H: 2 LOB: 1 BB: 0 P: 15	R: 0 E: 0 K: 1 S: 12	H: 0 LOB: 0 BB: 0 P: 14	R: 1 E: 0 K: 0 S: 8	H: 1 LOB: 0 BB: 0 P: 14	R: 0 E: 1 K: 1 S: 10	H: 0 LOB: 1 BB: 0 P: 13	1B: 5 2B: 1 3B: 0 HR: 3	SF: 0 SAC: 1 DP: 1 HBP: 0	WP: 0 PB: 0 SB: 1 CS: 0	PA: 37
PITCHER	IP WLS BF H R ER SO BB IBB HBP BLK WP HR S P ERA WHIP																					
47 Ricky Nolasco, R (1.1) ERA: 4.8	5.1 L 24 8 6 6 3 1 0 0 0 0 0 2 55 83 10.12 1.688																					
43 Dan Jennings, L (6.1) ERA: 1.35	1.2 5 0 0 0 1 0 0 0 0 0 0 16 22 0.00 0.000																					
23 Wade LeBlanc, L (8.1) ERA: 1.38	1.0 4 1 1 0 0 0 0 0 0 0 1 8 14 9.00 1.000																					
34 Edward Mujica, R (9.1) ERA: 4.14	1.0 4 0 0 0 1 0 0 0 0 0 0 10 13 0.00 0.000																					

Atlanta Braves @ Miami Marlins
Marlins Park, Miami, FL
Wed Jul 25 2012, 12:42 PM - 3:27 PM EDT
Att: 36,711 - Roof Closed - 77 F

AB 35
R 7
H 9
RBI 7
BB 1
SO 5
LOB 8



Batter	1	2	3	4	5	6	7	8	9	AB	R	H	RBI	BB	SO	LOB	BOTTOM					
7 José Reyes, S (1.6) OBP: 0.340, SLG: 0.401										3	0	1	0	1	2	0						
17 Donovan Solano, R (1.5) OBP: 0.406, SLG: 0.441										1	1	0	0	3	1	1						
45 Carlos Lee, R (1.3) OBP: 0.335, SLG: 0.384										3	0	0	0	1	0	3						
5 Logan Morrison, L (1.7) OBP: 0.312, SLG: 0.407										3	0	0	0	1	1	3						
20 Justin Ruggiano, R (1.8) OBP: 0.430, SLG: 0.683										4	0	2	1	0	1	2						
1 Emilio Bonifacio, S (1.4) OBP: 0.353, SLG: 0.345										3	0	0	0	1	1	0						
11 Bryan Petersen, L (1.9) OBP: 0.302, SLG: 0.236										3	0	0	0	1	0	2						
9 Brett Hayes, R (1.2) OBP: 0.230, SLG: 0.258										4	0	0	0	0	4	3						
47 Ricky Nolasco, R (1.1) ERA: 4.39	5.0 W 23 3 1 1 0 7 0 0 0 0 0 0 56 108 0.00 2.000																					
54 Kris Medlen, R (6.1) ERA: 2.49	3.0 H 10 0 0 0 5 1 0 0 0 0 0 0 34 46 0.00 0.333																					
39 Jonny Venters, L (9.1) ERA: 4.08	1.0 3 0 0 0 2 0 0 0 0 0 0 0 8 12 0.00 0.000																					
Inning Stats	R: 0 E: 0 K: 1 S: 10	H: 1 LOB: 1 BB: 0 P: 20	R: 0 E: 0 K: 2 S: 11	H: 1 LOB: 2 BB: 1 P: 21	R: 1 E: 0 K: 1 S: 10	H: 1 LOB: 2 BB: 3 P: 24	R: 0 E: 0 K: 2 S: 8	H: 0 LOB: 1 BB: 1 P: 14	R: 0 E: 0 K: 1 S: 17	H: 0 LOB: 2 BB: 2 P: 29	R: 0 E: 0 K: 2 S: 7	H: 0 LOB: 0 BB: 0 P: 10	R: 0 E: 0 K: 2 S: 16	H: 0 LOB: 1 BB: 1 P: 24	R: 0 E: 0 K: 1 S: 11	H: 0 LOB: 0 BB: 0 P: 12	R: 0 E: 0 K: 2 S: 8	H: 0 LOB: 0 BB: 0 P: 12	1B: 0 2B: 3 3B: 0 HR: 0	SF: 0 SAC: 0 DP: 0 HBP: 0	WP: 0 PB: 0 SB: 7 CS: 1	PA: 36
PITCHER	IP WLS BF H R ER SO BB IBB HBP BLK WP HR S P ERA WHIP																					
48 Tommy Hanson, R (1.1) ERA: 4.39	5.0 W 23 3 1 1 0 7 0 0 0 0 0 0 56 108 0.00 2.000																					
54 Kris Medlen, R (6.1) ERA: 2.49	3.0 H 10 0 0 0 5 1 0 0 0 0 0 0 34 46 0.00 0.333																					
39 Jonny Venters, L (9.1) ERA: 4.08	1.0 3 0 0 0 2 0 0 0 0 0 0 0 8 12 0.00 0.000																					

Atlanta Braves @ Miami Marlins
Marlins Park, Miami, FL
Wed Jul 25 2012, 12:42 PM - 3:27 PM EDT
Att: 36,711 - Roof Closed - 77 F

AB 28
R 1
H 3
RBI 1
BB 8
SO 14
LOB 17



Batter	1	2	3	4	5	6	7	8	9	AB	R	H	RBI	BB	SO	LOB	TOP			
11 Jimmy Rollins, S OBP: 0.314, SLG: 0.404										4	1	2	0	1	0	0	Philadelphia Phillies @ Atlanta Braves Turner Field, Atlanta, GA Fri Jul 27 2012, 7:35 PM - 10:19 PM EDT Att. 42,239 - Overcast - 85 F			
8 Shane Victorino, S OBP: 0.321, SLG: 0.391										4	0	2	1	0	0	1				
26 Chase Utley, L OBP: 0.344, SLG: 0.455										3	0	0	0	1	0	1				
6 Ryan Howard, L OBP: 0.362, SLG: 0.531										4	0	1	0	0	3	4				
51 Carlos Ruiz, R OBP: 0.410, SLG: 0.575										3	0	1	0	1	0	1				
3 Hunter Pence, R OBP: 0.333, SLG: 0.445										4	0	1	0	0	0	3				
10 Juan Pierre, L OBP: 0.345, SLG: 0.372										3	0	0	0	0	0	3				
47 Jeremy Horst, L (8, PH)										0	0	0	0	0	0	0				
19 Laynce Nix, L OBP: 0.375, SLG: 0.549										1	0	0	0	0	1	0				
55 Joe Savery, L (8, 1)										0	0	0	0	0	0	0				
18 Mike Fontenot, L OBP: 0.346, SLG: 0.344										2	0	0	0	0	1	0				
24 Ty Wigington, R OBP: 0.303, SLG: 0.370										2	0	0	0	0	2	0				
35 Cole Hamels, L OBP: 0.299, SLG: 0.349										2	0	0	0	0	1	0				
15 John Mayberry Jr., R OBP: 0.274, SLG: 0.353										2	0	0	0	0	1	0				
Inning Stats	R: 1 E: 0 K: 1 S: 9	H: 2 LOB: 2 BB: 1 P: 18	R: 0 E: 0 K: 1 S: 7	H: 0 LOB: 0 BB: 0 P: 9	R: 0 E: 0 K: 0 S: 10	H: 0 LOB: 0 BB: 0 P: 16	R: 0 E: 0 K: 1 S: 8	H: 1 LOB: 1 BB: 0 P: 13	R: 0 E: 0 K: 0 S: 15	H: 2 LOB: 2 BB: 0 P: 25	R: 0 E: 0 K: 2 S: 15	H: 1 LOB: 3 BB: 2 P: 32	R: 0 E: 0 K: 1 S: 9	H: 0 LOB: 0 BB: 0 P: 12	R: 0 E: 0 K: 2 S: 9	H: 0 LOB: 0 BB: 0 P: 14	1B: 4 2B: 3 3B: 0 HR: 0	SF: 0 SAC: 0 DP: 0 HBP: 0	WP: 0 PB: 0 SB: 2 CS: 0	PA: 37
PITCHER	IP WLS BF H R ER SO BB IBB HBP BLK WP HR S P ERA WHIP																			
30 Ben Sheets, R ERA: 0.5	6.0 W 25 6 1 1 4 1 0 0 0 0 0 0 58 94 1.50 1.167																			
39 Jonny Venters, L ERA: 3.96	1.0 6 1 0 0 2 2 0 0 0 0 0 0 15 32 0.00 3.000																			
32 Chad Durbin, R ERA: 3.49	1.0 3 0 0 0 1 0 0 0 0 0 0 0 9 12 0.00 0.000																			
50 Cristhian Martinez, R ERA: 4.13	1.0 3 0 0 0 2 0 0 0 0 0 0 0 9 14 0.00 0.000																			

AB	34
R	1
H	7
RBI	1
BB	3
SO	9
LOB	13



Batter	1	2	3	4	5	6	7	8	9	AB	R	H	RBI	BB	SO	LOB	BOTTOM			
24 Michael Bourn, L OBP: 0.352, SLG: 0.438										5	1	1	1	0	1	2	Philadelphia Phillies @ Atlanta Braves Turner Field, Atlanta, GA Fri Jul 27 2012, 7:35 PM - 10:19 PM EDT Att. 42,239 - Overcast - 85 F			
14 Martin Prado, R OBP: 0.361, SLG: 0.428										5	0	1	1	0	1	4				
22 Jason Heyward, L OBP: 0.347, SLG: 0.474										3	1	0	0	1	3	1				
10 Chipper Jones, S OBP: 0.388, SLG: 0.505										4	1	2	0	0	1	0				
5 Freddie Freeman, L OBP: 0.335, SLG: 0.465										1	1	0	0	3	1	2				
16 Brian McCann, L OBP: 0.309, SLG: 0.454										4	1	1	3	0	0	3				
26 Dan Uggla, R OBP: 0.348, SLG: 0.364										3	1	0	0	1	1	1				
4 Paul Janish, R OBP: 0.304, SLG: 0.231										1	0	0	0	3	1	0				
30 Ben Sheets, R ERA: 3.31	5.0 L 25 4 5 3 7 6 0 0 0 0 0 0 53 109 5.40 2.000																			
47 Jeremy Horst, L ERA: 0.5	2.0 9 1 1 0 2 1 0 0 0 0 0 0 25 42 0.00 1.000																			
55 Joe Savery, L ERA: 5.4	1.0 4 0 0 0 0 1 0 0 0 0 0 0 7 15 0.00 1.000																			
Inning Stats	R: 0 E: 0 K: 2 S: 9	H: 0 LOB: 0 BB: 0 P: 15	R: 2 E: 1 K: 1 S: 11	H: 2 LOB: 3 BB: 3 P: 27	R: 0 E: 0 K: 2 S: 12	H: 0 LOB: 1 BB: 1 P: 22	R: 0 E: 0 K: 0 S: 8	H: 0 LOB: 1 BB: 1 P: 18	R: 3 E: 0 K: 2 S: 13	H: 2 LOB: 0 BB: 1 P: 27	R: 1 E: 1 K: 2 S: 14	H: 1 LOB: 1 BB: 0 P: 21	R: 0 E: 0 K: 0 S: 11	H: 0 LOB: 1 BB: 1 P: 21	R: 0 E: 0 K: 0 S: 7	H: 0 LOB: 1 BB: 1 P: 15	1B: 2 2B: 2 3B: 0 HR: 1	SF: 0 SAC: 0 DP: 0 HBP: 0	WP: 0 PB: 1 SB: 0 CS: 0	PA: 38
PITCHER	IP WLS BF H R ER SO BB IBB HBP BLK WP HR S P ERA WHIP																			
35 Cole Hamels, L ERA: 3.31	5.0 L 25 4 5 3 7 6 0 0 0 0 0 0 53 109 5.40 2.000																			
47 Jeremy Horst, L ERA: 0.5	2.0 9 1 1 0 2 1 0 0 0 0 0 0 25 42 0.00 1.000																			
55 Joe Savery, L ERA: 5.4	1.0 4 0 0 0 0 1 0 0 0 0 0 0 7 15 0.00 1.000																			

AB	30
R	6
H	5
RBI	5
BB	8
SO	9
LOB	17



Batter	1	2	3	4	5	6	7	8	9	AB	R	H	RBI	BB	SO	LOB	TOP										
11 Jimmy Rollins, S OBP: 0.309, SLG: 0.397	P2		G2-3		F8		P6			4	0	0	0	0	0	3	Philadelphia Phillies @ Atlanta Braves Turner Field, Atlanta, GA Sun Jul 29 2012, 1:39 PM - 4:31 PM EDT Att: 23,726 - Sunny - 90 F										
8 Shane Victorino, S OBP: 0.324, SLG: 0.401	1B			HR		1B		K	4	2	3	1	0	1	0												
26 Chase Utley, L OBP: 0.327, SLG: 0.459	F8			L8		F9		G3	4	0	0	0	0	0	2												
6 Ryan Howard, L OBP: 0.323, SLG: 0.464	CS		K	G4-1		K		K	4	0	0	0	0	3	1												
51 Carlos Ruiz, R OBP: 0.407, SLG: 0.569		G4-3		G6-3		1B		P3	4	0	1	1	0	0	0												
19 Lance Nix, L OBP: 0.362, SLG: 0.528									2	0	0	0	0	1	0												
3 Hunter Pence, R OBP: 0.336, SLG: 0.447	F7								2	0	2	0	0	0	0												
10 Juan Pierre, L OBP: 0.269, SLG: 0.385			G4-3						2	0	1	0	0	0	0												
15 John Mayberry Jr., R OBP: 0.269, SLG: 0.385						G4-3		G6-4-3	2	0	0	0	0	0	3												
28 Kevin Frandsen, R OBP: 0.667, SLG: 0.667									3	0	2	0	0	0	0												
34 Roy Halladay, R OBP: 0.200, SLG: 0.200									2	0	0	0	0	2	3												
18 Mike Fontenot, L OBP: 0.343, SLG: 0.340									1	0	0	0	0	0	0												
63 Jake Diekman, R									0	0	0	0	0	0	0												
Kyle Kendrick, R OBP: 0.167, SLG: 0.063									0	0	0	0	0	0	0												
58 Jonathan Papelbon, R									0	0	0	0	0	0	0												
Inning Stats	R: 0 E: 0 K: 0 S: 12	H: 1 LOB: 0 BB: 0 P: 21	R: 0 E: 0 K: 1 S: 7	H: 0 LOB: 0 BB: 0 P: 13	R: 0 E: 0 K: 1 S: 11	H: 1 LOB: 1 BB: 0 P: 15	R: 1 E: 0 K: 0 S: 10	H: 1 LOB: 0 BB: 0 P: 16	R: 0 E: 0 K: 2 S: 11	H: 2 LOB: 2 BB: 0 P: 18	R: 1 E: 0 K: 1 S: 22	H: 3 LOB: 2 BB: 0 P: 31	R: 0 E: 0 K: 2 S: 10	H: 0 LOB: 0 BB: 0 P: 13	R: 0 E: 0 K: 0 S: 10	H: 1 LOB: 0 BB: 0 P: 14	1B: 8 2B: 0 3B: 0 HR: 1	SF: 0 SAC: 0 DP: 1 HBP: 0	WP: 0 PB: 1 SB: 1 CS: 1	PA: 35							
PITCHER	IP	WLS	BF	H	R	ER	SO	BB	IBB	HBP	BLK	WP	HR	S	P	ERA	WHIP										
15 Tim Hudson, R ERA: 3.68	5.2	W	23	7	2	2	5	0	0	0	0	0	1	69	108	3.18	1.235										
39 Jonny Venters, L ERA: 3.96	0.0		1	1	0	0	0	0	0	0	0	0	0	2	2												
32 Chad Durbin, R ERA: 3.38	1.1	H	4	0	0	0	1	0	0	0	0	0	7	11	0.00	0.000											
34 Eric O'Flaherty, L ERA: 2.65	1.0		3	0	0	0	2	0	0	0	0	0	10	13	0.00	0.000											
50 Cristhian Martinez, R ERA: 4.94	1.0		3	1	0	0	0	0	0	0	0	0	10	14	0.00	1.000											

AB	34
R	2
H	9
RBI	2
BB	0
SO	8
LOB	12



Batter	1	2	3	4	5	6	7	8	9	AB	R	H	RBI	BB	SO	LOB	BOTTOM										
24 Michael Bourn, L OBP: 0.348, SLG: 0.432	G4-3	G3		K			SH2-4	K		4	0	0	0	0	2	2	Philadelphia Phillies @ Atlanta Braves Turner Field, Atlanta, GA Sun Jul 29 2012, 1:39 PM - 4:31 PM EDT Att: 23,726 - Sunny - 90 F										
14 Martin Prado, R OBP: 0.361, SLG: 0.426	G6-3	L1-4-3		F8			10 G4-3 5 1B 22 E	K	5	1	1	0	0	1	3												
22 Jason Heyward, L OBP: 0.347, SLG: 0.479	HR	K					E1 10 G4-3 5 1B	L7	5	2	1	1	0	2	4												
10 Chipper Jones, S OBP: 0.387, SLG: 0.513	5 BB 26 2B 1B			HR			G4-3		4	2	2	1	0	1	2												
5 Freddie Freeman, L OBP: 0.336, SLG: 0.459	26 2B 1B			G3			F7		3	0	1	2	1	0	0												
26 Dan Uggla, R OBP: 0.347, SLG: 0.364	2B			K			P6	8 BB 1B	3	0	1	1	1	1	0												
8 David Ross, R OBP: 0.361, SLG: 0.463	K						F9		3	0	1	0	1	1	2												
4 Paul Janish, R OBP: 0.264, SLG: 0.196	P3						G6-3	P3	4	0	0	0	0	1	7												
15 Tim Hudson, R ERA: 4.33									2	0	1	0	0	0	0												
39 Jonny Venters, L ERA: 4.64									0	0	0	0	0	0	0												
32 Chad Durbin, R ERA: 4.64									1	1	1	0	0	0	0												
1 Tyler Pastornicky, R ERA: 4.43									0	0	0	0	0	0	0												
34 Eric O'Flaherty, L ERA: 2.65									0	0	0	0	0	0	0												
20 Eric Hinske, L OBP: 0.226, SLG: 0.294									0	0	0	0	0	0	0												
17 Jose Constanza, L OBP: 0.226, SLG: 0.294									0	0	0	0	0	0	0												
50 Cristhian Martinez, R ERA: 4.94									0	0	0	0	0	0	0												
Inning Stats	R: 2 E: 0 K: 1 S: 18	H: 3 LOB: 3 BB: 1 P: 26	R: 0 E: 0 K: 1 S: 16	H: 1 LOB: 1 BB: 0 P: 18	R: 1 E: 0 K: 2 S: 11	H: 2 LOB: 1 BB: 0 P: 16	R: 0 E: 0 K: 1 S: 8	H: 0 LOB: 0 BB: 0 P: 10	R: 0 E: 0 K: 0 S: 7	H: 0 LOB: 0 BB: 0 P: 9	R: 3 E: 1 K: 0 S: 20	H: 3 LOB: 3 BB: 2 P: 35	R: 0 E: 0 K: 2 S: 12	H: 0 LOB: 2 BB: 1 P: 17	1B: 6 2B: 1 3B: 0 HR: 2	SF: 0 SAC: 1 DP: 0 HBP: 0	WP: 1 PB: 0 SB: 1 CS: 0	PA: 39									
PITCHER	IP	WLS	BF	H	R	ER	SO	BB	IBB	HBP	BLK	WP	HR	S	P	ERA	WHIP										
34 Roy Halladay, R ERA: 4.33	6.0	L	26	6	3	3	7	1	0	0	0	0	2	69	94	4.50	1.167										
63 Jake Diekman, L ERA: 4.64	0.2		6	3	3	0	0	0	0	0	0	0	15	22	0.00	4.500											
Kyle Kendrick, R ERA: 4.43	0.1		3	0	0	0	0	2	0	0	0	0	5	13	0.00	6.000											
58 Jonathan Papelbon, R ERA: 3.21	1.0		4	0	0	0	2	1	0	0	0	0	12	17	0.00	1.000											



Batter	1	2	3	4	5	6	7	8	9	AB	R	H	RBI	BB	SO	LOB	TOP			
1 Emilio Bonifacio, S OBP: 0.346, SLG: 0.335	G4-3		P5		P4			G4-6-3		4	0	1	0	0	0	2	Miami Marlins @ Atlanta Braves Turner Field, Atlanta, GA Tue Jul 31 2012, 7:12 PM - 11:46 PM EDT Att: 21,819 - Cloudy - 86 F			
22 Donnie Murphy, R OBP: 0.254, SLG: 0.390	HR		E5			F9		G4-6-3		4	1	1	1	0	0	2				
7 José Reyes, S OBP: 0.344, SLG: 0.417	1B		L4			G3		G1-3		4	0	1	0	0	0	2				
45 Carlos Lee, R OBP: 0.347, SLG: 0.395	G4-6-3			P2		K		1B		4	0	1	0	0	1	1				
20 Justin Ruggiano, R OBP: 0.419, SLG: 0.652		K		K			F9	G6-4-3		4	0	0	0	0	2	1				
29 Greg Dobbs, L OBP: 0.326, SLG: 0.371			G6-3							3	0	2	0	0	0	0				
14 John Buck, R OBP: 0.287, SLG: 0.295							F9			2	0	0	0	1	0	2				
11 Bryan Petersen, L OBP: 0.280, SLG: 0.200			G6-3				L8			3	0	0	0	0	1	2				
58 Ryan Webb, R										0	0	0	0	0	0	0				
47 Ricky Nolasco, R OBP: 0.243, SLG: 0.206										1	0	1	0	0	0	0				
43 Dan Jennings, L										0	0	0	0	0	0	0				
6 Scott Cousins, L OBP: 0.175, SLG: 0.304								K		1	0	0	0	0	1	0				
Inning Stats	R: 1 E: 0 K: 0 S: 8	H: 2 LOB: 0 BB: 0 P: 10	R: 0 E: 0 K: 1 S: 7	H: 1 LOB: 0 BB: 0 P: 9	R: 0 E: 1 K: 0 S: 9	H: 1 LOB: 2 BB: 0 P: 12	R: 0 E: 0 K: 1 S: 9	H: 0 LOB: 0 BB: 0 P: 13	R: 0 E: 0 K: 1 S: 6	H: 0 LOB: 1 BB: 1 P: 13	R: 0 E: 0 K: 0 S: 8	H: 1 LOB: 1 BB: 0 P: 12	R: 0 E: 0 K: 1 S: 11	H: 1 LOB: 0 BB: 0 P: 16	R: 0 E: 0 K: 0 S: 7	H: 1 LOB: 0 BB: 0 P: 11	1B: 6 2B: 1 3B: 0 HR: 1	SF: 0 SAC: 1 DP: 4 HBP: 0	WP: 0 PB: 0 SB: 0 CS: 0	PA: 32
PITCHER	IP WLS BF H R ER SO BB IBB HBP BLK WP HR S P ERA WHIP	IP WLS BF H R ER SO BB IBB HBP BLK WP HR S P ERA WHIP	IP WLS BF H R ER SO BB IBB HBP BLK WP HR S P ERA WHIP	IP WLS BF H R ER SO BB IBB HBP BLK WP HR S P ERA WHIP	IP WLS BF H R ER SO BB IBB HBP BLK WP HR S P ERA WHIP	IP WLS BF H R ER SO BB IBB HBP BLK WP HR S P ERA WHIP	IP WLS BF H R ER SO BB IBB HBP BLK WP HR S P ERA WHIP	IP WLS BF H R ER SO BB IBB HBP BLK WP HR S P ERA WHIP	IP WLS BF H R ER SO BB IBB HBP BLK WP HR S P ERA WHIP	IP WLS BF H R ER SO BB IBB HBP BLK WP HR S P ERA WHIP	IP WLS BF H R ER SO BB IBB HBP BLK WP HR S P ERA WHIP	IP WLS BF H R ER SO BB IBB HBP BLK WP HR S P ERA WHIP	IP WLS BF H R ER SO BB IBB HBP BLK WP HR S P ERA WHIP	IP WLS BF H R ER SO BB IBB HBP BLK WP HR S P ERA WHIP	IP WLS BF H R ER SO BB IBB HBP BLK WP HR S P ERA WHIP	IP WLS BF H R ER SO BB IBB HBP BLK WP HR S P ERA WHIP	IP WLS BF H R ER SO BB IBB HBP BLK WP HR S P ERA WHIP			
54 Kris Medlen, R ERA: 2.43	5.0	W	19	4	1	1	3	1	0	0	0	0	0	0	0	0	1.80	1.000		
53 Cory Gearrin, R ERA: 2.45	1.0	H	3	0	0	0	1	0	0	0	0	0	0	0	0	0	6	7		
32 Chad Durbin, R ERA: 3.29	1.0		4	1	0	0	0	0	0	0	0	0	0	0	0	0	8	12		
34 Eric O'Flaherty, L ERA: 2.58	1.0		3	1	0	0	1	0	0	0	0	0	0	0	0	0	11	16		
49 Jair Jurrjens, R ERA: 6.89	1.0		3	1	0	0	0	0	0	0	0	0	0	0	0	0	7	11		

AB	30
R	1
H	7
RBI	1
BB	1
SO	5
LOB	12



Batter	1	2	3	4	5	6	7	8	9	AB	R	H	RBI	BB	SO	LOB	BOTTOM			
24 Michael Bourn, L OBP: 0.345, SLG: 0.427	G4-3	F8		G6-3		G6-3		K		5	1	1	0	0	1	1	Miami Marlins @ Atlanta Braves Turner Field, Atlanta, GA Tue Jul 31 2012, 7:12 PM - 11:46 PM EDT Att: 21,819 - Cloudy - 86 F			
14 Martín Prado, R OBP: 0.355, SLG: 0.424	1B	F8		2B		FC6		G3		5	1	2	0	0	1					
22 Jason Heyward, L OBP: 0.348, SLG: 0.485	1B		K	G3		G3		F7		5	1	2	1	0	1					
16 Brian McCann, L OBP: 0.309, SLG: 0.459	G3-1		HR	G6-3		G3		1B		5	2	2	2	0	4					
5 Freddie Freeman, L OBP: 0.345, SLG: 0.466	BB		1B	G6-3		K		1B		4	1	2	1	1	2					
26 Dan Uggla, R OBP: 0.324, SLG: 0.361	BB		K	K		F7		F8		4	0	0	0	1	4					
25 Juan Francisco, L OBP: 0.299, SLG: 0.486	1B		IBB			1B				3	0	3	2	1	0					
4 Paul Janish, R OBP: 0.295, SLG: 0.212	K		BB	G4-3		G5-3				3	0	0	0	1	4					
54 Kris Medlen, S OBP: 0.225, SLG: 0.325			K	K		HR				2	0	0	0	0	2	3				
1 Tyler Pastornicky, R ERA: 4.0										0	0	0	0	0	0	0				
32 Chad Durbin, R ERA: 3.29										0	0	0	0	0	0	0				
20 Eric Hinske, L OBP: 0.286, SLG: 0.207										0	0	0	0	0	0	0				
34 Eric O'Flaherty, L ERA: 2.58										0	0	0	0	0	0	0				
49 Jair Jurrjens, R ERA: 6.89										0	0	0	0	0	0	0				
Inning Stats	R: 3 E: 0 K: 1 S: 16	H: 3 LOB: 2 BB: 2 P: 34	R: 0 E: 0 K: 1 S: 7	H: 0 LOB: 0 BB: 0 P: 8	R: 1 E: 0 K: 3 S: 22	H: 2 LOB: 3 BB: 2 P: 36	R: 0 E: 0 K: 0 S: 8	H: 1 LOB: 1 BB: 0 P: 11	R: 0 E: 0 K: 1 S: 14	H: 1 LOB: 1 BB: 0 P: 16	R: 2 E: 1 K: 1 S: 13	H: 3 LOB: 2 BB: 0 P: 24	R: 0 E: 0 K: 2 S: 11	H: 1 LOB: 1 BB: 0 P: 16	R: 1 E: 0 K: 0 S: 12	H: 2 LOB: 1 BB: 0 P: 17	1B: 8 2B: 3 3B: 0 HR: 2	SF: 0 SAC: 0 DP: 0 HBP: 0	WP: 0 PB: 1 SB: 1 CS: 0	PA: 42
PITCHER	IP WLS BF H R ER SO BB IBB HBP BLK WP HR S P ERA WHIP	IP WLS BF H R ER SO BB IBB HBP BLK WP HR S P ERA WHIP	IP WLS BF H R ER SO BB IBB HBP BLK WP HR S P ERA WHIP	IP WLS BF H R ER SO BB IBB HBP BLK WP HR S P ERA WHIP	IP WLS BF H R ER SO BB IBB HBP BLK WP HR S P ERA WHIP	IP WLS BF H R ER SO BB IBB HBP BLK WP HR S P ERA WHIP	IP WLS BF H R ER SO BB IBB HBP BLK WP HR S P ERA WHIP	IP WLS BF H R ER SO BB IBB HBP BLK WP HR S P ERA WHIP	IP WLS BF H R ER SO BB IBB HBP BLK WP HR S P ERA WHIP	IP WLS BF H R ER SO BB IBB HBP BLK WP HR S P ERA WHIP	IP WLS BF H R ER SO BB IBB HBP BLK WP HR S P ERA WHIP	IP WLS BF H R ER SO BB IBB HBP BLK WP HR S P ERA WHIP	IP WLS BF H R ER SO BB IBB HBP BLK WP HR S P ERA WHIP	IP WLS BF H R ER SO BB IBB HBP BLK WP HR S P ERA WHIP	IP WLS BF H R ER SO BB IBB HBP BLK WP HR S P ERA WHIP	IP WLS BF H R ER SO BB IBB HBP BLK WP HR S P ERA WHIP				
47 Ricky Nolasco, R ERA: 4.9	5.0	L	26	7	4	4	6	3	1	0	1	0	0	0	0	0	7.20	2.000		
43 Dan Jennings, L ERA: 4.0	1.0		7	3	2	1	1	0	0	0	1	13	24	9.00	3.000					
58 Ryan Webb, R ERA: 5.31	2.0		9	3	1	1	2	0	0	0	0	23	33	4.50	1.500					

AB	38
R	7
H	13
RBI	7
BB	4
SO	9
LOB	21



Batter	1	2	3	4	5	6	7	8	9	AB	R	H	RBI	BB	SO	LOB	TOP					
1 Emilio Bonifacio, S OBP: 0.343, SLG: 0.332										5	1	1	0	0	1	1	Miami Marlins @ Atlanta Braves Turner Field, Atlanta, GA Wed Aug 01 2012, 7:10 PM - 10:14 PM EDT Att: 18,133 - Cloudy - 89 F					
22 Donnie Murphy, R OBP: 0.284, SLG: 0.391										5	1	2	0	0	2	0						
7 José Reyes, S OBP: 0.345, SLG: 0.418										4	0	2	0	0	0	1						
45 Carlos Lee, R OBP: 0.351, SLG: 0.397										3	1	2	1	1	1	1						
29 Greg Dobbs, L OBP: 0.324, SLG: 0.368										4	0	1	1	0	0	3						
40 Mike Dunn, L										0	0	0	0	0	0	0						
31 Steve Cishek, R										0	0	0	0	0	0	0						
11 Bryan Petersen, L OBP: 0.278, SLG: 0.203										4	0	1	1	0	2	0						
14 John Buck, R OBP: 0.286, SLG: 0.298										4	0	1	0	0	3	2						
6 Scott Cousins, L OBP: 0.197, SLG: 0.305										3	1	1	0	1	0	2						
23 Wade LeBlanc, L OBP: 0.500, SLG: 1.000										2	0	1	0	0	0	0						
38 Carlos Zambrano, S OBP: 0.176, SLG: 0.295										1	0	0	0	0	1	2						
21 Heath Bell, R										0	0	0	0	0	0	0						
2 Gorkys Hernández, R OBP: 0.148, SLG: 0.080										1	0	0	0	0	1	0						
Inning Stats	R: 3 E: 0 K: 1 S: 13	H: 5 LOB: 2 BB: 0 P: 23	R: 0 E: 0 K: 1 S: 8	H: 0 LOB: 0 BB: 0 P: 13	R: 0 E: 0 K: 0 S: 11	H: 1 LOB: 0 BB: 0 P: 14	R: 1 E: 1 K: 2 S: 14	H: 2 LOB: 1 BB: 0 P: 20	R: 0 E: 0 K: 1 S: 6	H: 1 LOB: 2 BB: 0 P: 9	R: 0 E: 0 K: 2 S: 13	H: 1 LOB: 2 BB: 1 P: 18	R: 0 E: 0 K: 1 S: 12	H: 0 LOB: 0 BB: 0 P: 17	R: 0 E: 0 K: 1 S: 7	H: 0 LOB: 0 BB: 0 P: 9	R: 0 E: 0 K: 2 S: 9	H: 1 LOB: 1 BB: 0 P: 10	1B: 10 2B: 2 3B: 0 HR: 0	SF: 0 SAC: 1 DP: 1 HBP: 0	WP: 0 PB: 0 SB: 1 CS: 0	PA: 39
PITCHER	IP: 6.2 WLS: L BF: 30	H: 11 R: 4 ER: 3 SO: 8	BB: 0 IBB: 1 HBP: 0 BLK: 0	WP: 0 HR: 0 S: 71 P: 104	ERA: 4.05 WHIP: 1.650	PITCHER																
30 Ben Sheets, R ERA: 1.46	IP: 6.2 WLS: L BF: 30	H: 11 R: 4 ER: 3 SO: 8	BB: 0 IBB: 1 HBP: 0 BLK: 0	WP: 0 HR: 0 S: 71 P: 104	ERA: 4.05 WHIP: 1.650																	
32 Chad Durbin, R ERA: 3.29	IP: 0.0 WLS: L BF: 1	H: 0 R: 0 ER: 0 SO: 0	BB: 1 IBB: 0 HBP: 0 BLK: 0	WP: 0 HR: 0 S: 5 P: 8	ERA: ∞ WHIP: ∞																	
43 Luis Avilán, L ERA: 3.6	IP: 0.1 WLS: L BF: 1	H: 0 R: 0 ER: 0 SO: 0	BB: 0 IBB: 0 HBP: 0 BLK: 0	WP: 0 HR: 0 S: 1 P: 2	ERA: 0.00 WHIP: 0.000																	
53 Cory Gearrin, R ERA: 1.59	IP: 2.0 WLS: L BF: 7	H: 1 R: 0 ER: 0 SO: 3	BB: 0 IBB: 0 HBP: 0 BLK: 0	WP: 0 HR: 0 S: 16 P: 19	ERA: 0.00 WHIP: 0.500																	

Batter	1	2	3	4	5	6	7	8	9	AB	R	H	RBI	BB	SO	LOB	BOTTOM					
11 Reed Johnson, R OBP: 0.358, SLG: 0.445										4	0	2	0	0	1	1	Miami Marlins @ Atlanta Braves Turner Field, Atlanta, GA Wed Aug 01 2012, 7:10 PM - 10:14 PM EDT Att: 18,133 - Cloudy - 89 F					
16 Brian McCann, L OBP: 0.308, SLG: 0.458										1	0	0	0	0	1	1						
14 Martín Prado, R OBP: 0.355, SLG: 0.419										5	0	0	0	0	0	4						
22 Jason Heyward, L OBP: 0.347, SLG: 0.481										3	0	0	0	1	2	0						
10 Chipper Jones, S OBP: 0.389, SLG: 0.509										2	1	0	0	2	0	0						
5 Freddie Freeman, L OBP: 0.350, SLG: 0.472										4	1	3	0	0	0	3						
8 David Ross, R OBP: 0.357, SLG: 0.455										4	0	1	0	0	2	4						
26 Dan Uggla, R OBP: 0.346, SLG: 0.364										3	0	1	1	1	0	2						
4 Paul Janish, R OBP: 0.313, SLG: 0.255										3	0	2	1	0	0	2						
1 Tyler Pastornicky, R OBP: 0.292, SLG: 0.349										1	0	0	0	0	0	1						
Inning Stats	R: 0 E: 0 K: 1 S: 7	H: 1 LOB: 0 BB: 0 P: 12	R: 1 E: 0 K: 1 S: 13	H: 2 LOB: 1 BB: 1 P: 23	R: 0 E: 0 K: 0 S: 7	H: 0 LOB: 0 BB: 0 P: 11	R: 0 E: 0 K: 1 S: 13	H: 1 LOB: 1 BB: 0 P: 18	R: 0 E: 0 K: 1 S: 12	H: 1 LOB: 3 BB: 1 P: 17	R: 1 E: 0 K: 1 S: 13	H: 2 LOB: 2 BB: 1 P: 26	R: 0 E: 0 K: 1 S: 14	H: 1 LOB: 2 BB: 2 P: 27	R: 0 E: 0 K: 0 S: 7	H: 1 LOB: 0 BB: 0 P: 9	R: 0 E: 0 K: 1 S: 7	H: 0 LOB: 0 BB: 1 P: 12	1B: 6 2B: 3 3B: 0 HR: 0	SF: 0 SAC: 1 DP: 3 HBP: 0	WP: 0 PB: 0 SB: 0 CS: 0	PA: 38
PITCHER	IP: 4.1 WLS: W BF: 8	H: 5 R: 1 ER: 1 SO: 2	BB: 1 IBB: 0 HBP: 0 BLK: 0	WP: 0 HR: 0 S: 46 P: 71	ERA: 5.40 WHIP: 1.800	PITCHER																
23 Wade LeBlanc, L ERA: 1.35	IP: 4.1 WLS: W BF: 8	H: 5 R: 1 ER: 1 SO: 2	BB: 1 IBB: 0 HBP: 0 BLK: 0	WP: 0 HR: 0 S: 46 P: 71	ERA: 5.40 WHIP: 1.800																	
38 Carlos Zambrano, R ERA: 4.49	IP: 0.2 WLS: H BF: 3	H: 1 R: 0 ER: 0 SO: 1	BB: 0 IBB: 0 HBP: 0 BLK: 0	WP: 0 HR: 0 S: 10 P: 14	ERA: 0.00 WHIP: 1.500																	
21 Heath Bell, R ERA: 5.57	IP: 0.2 WLS: H BF: 3	H: 1 R: 0 ER: 0 SO: 1	BB: 0 IBB: 0 HBP: 0 BLK: 0	WP: 0 HR: 0 S: 10 P: 14	ERA: 0.00 WHIP: 1.500																	
40 Mike Dunn, L ERA: 4.3	IP: 1.1 WLS: H BF: 6	H: 1 R: 0 ER: 0 SO: 0	BB: 2 IBB: 0 HBP: 0 BLK: 0	WP: 0 HR: 0 S: 11 P: 22	ERA: 0.00 WHIP: 2.250																	
31 Steve Cishek, R ERA: 1.83	IP: 1.0 WLS: S BF: 3	H: 0 R: 0 ER: 0 SO: 1	BB: 1 IBB: 0 HBP: 0 BLK: 0	WP: 0 HR: 0 S: 7 P: 12	ERA: 0.00 WHIP: 1.000																	

Batter	1	2	3	4	5	6	7	8	9	AB	R	H	RBI	BB	SO	LOB	TOP					
1 Emilio Bonifacio, S OBP: 0.340, SLG: 0.329	G6-3		L8		G3		1B		K	5	0	1	0	0	1	2						
2 Gorkys Hernández, R OBP: 0.129, SLG: 0.069	G3		F9		L9		G4-3			4	0	0	0	0	0	2						
7 José Reyes, S OBP: 0.344, SLG: 0.421	F7		B1-3					G4-3		4	1	1	0	0	0	0						
45 Carlos Lee, R OBP: 0.353, SLG: 0.399				F9		SF9				3	0	2	1	0	0	0						
26 Austin Kearns, R OBP: 0.342, SLG: 0.412	F8				F9			G6-3		3	0	0	0	1	0	2						
29 Greg Dobbs, L OBP: 0.323, SLG: 0.366				P2					K	4	0	1	0	0	2	1						
17 Donovan Solano, R OBP: 0.360, SLG: 0.382	F4						G6-3			4	0	2	0	0	0	2						
14 John Buck, R OBP: 0.289, SLG: 0.303				P6					K	3	0	1	0	1	1	3						
24 Nathan Eovaldi, R OBP: 0.125, SLG: 0.067					G5-3					1	0	0	0	0	1	3						
57 Chad Gaudin, R	K						P5			1	0	0	0	0	0	0						
6 Scott Cousins, L OBP: 0.194, SLG: 0.300										1	0	0	0	0	0	1						
43 Dan Jennings, L										0	0	0	0	0	0	0						
11 Bryan Petersen, L OBP: 0.288, SLG: 0.203										0	0	0	0	1	0	0						
Inning Stats	R: 0 E: 0 K: 0 S: 7	H: 0 LOB: 0 BB: 0 P: 8	R: 0 E: 0 K: 1 S: 14	H: 2 LOB: 3 BB: 1 P: 26	R: 0 E: 0 K: 0 S: 6	H: 0 LOB: 0 BB: 0 P: 8	R: 0 E: 0 K: 0 S: 10	H: 1 LOB: 2 BB: 1 P: 21	R: 0 E: 0 K: 1 S: 6	H: 0 LOB: 0 BB: 0 P: 9	R: 1 E: 0 K: 1 S: 8	H: 1 LOB: 0 BB: 0 P: 12	R: 0 E: 0 K: 0 S: 12	H: 2 LOB: 2 BB: 0 P: 16	R: 0 E: 0 K: 0 S: 6	H: 1 LOB: 2 BB: 1 P: 9	R: 0 E: 0 K: 3 S: 18	H: 1 LOB: 2 BB: 1 P: 26	1B: 6 2B: 1 3B: 1 HR: 0	SF: 1 SAC: 0 DP: 1 HBP: 0	WP: 0 PB: 0 SB: 0 CS: 0	PA: 37
PITCHER	IP WLS BF H R ER SO BB IBB HBP BLK WP HR S P ERA WHIP																					
36 Mike Minor, L ERA: 5.01	3.2	15	2	0	0	1	2	0	0	0	0	0	0	0	31	55	0.00	1.091				
50 Cristhian Martinez, R ERA: 3.83	3.0	W	13	4	1	1	1	0	0	0	0	0	0	30	42	3.00	1.333					
32 Chad Durbin, R ERA: 3.27	0.1		1	0	0	0	0	0	0	0	0	0	2	3	0.00	0.000						
53 Cory Gearrin, R ERA: 1.35	1.0		3	1	0	0	0	0	0	0	0	0	6	9	0.00	1.000						
46 Craig Kimbrel, R ERA: 1.32	1.0		5	1	0	0	3	1	0	0	0	0	18	26	0.00	2.000						

Miami Marlins @ Atlanta Braves
Turner Field, Atlanta, GA
Thu Aug 02 2012, 7:17 PM - 10:54 PM EDT
Att: 19,685 - Cloudy - 87 F

AB 33
R 1
H 8
RBI 1
BB 3
SO 5
LOB 16



Batter	1	2	3	4	5	6	7	8	9	AB	R	H	RBI	BB	SO	LOB	BOTTOM			
24 Michael Bourn, L OBP: 0.347, SLG: 0.425	G6-3		F9			G6-3				4	1	1	0	1	0	0				
11 Reed Johnson, R OBP: 0.385, SLG: 0.443				K		F9				3	2	1	0	0	1	0				
22 Jason Heyward, L OBP: 0.350, SLG: 0.482				K				G3-1		5	2	3	1	0	1	3				
10 Chipper Jones, S OBP: 0.391, SLG: 0.513							L7			4	1	2	2	0	0	3				
5 Freddie Freeman, L OBP: 0.349, SLG: 0.473	G4-3						F7			4	0	1	2	0	0	3				
16 Brian McCann, L OBP: 0.310, SLG: 0.455								G4-3		2	0	0	0	2	0	2				
26 Dan Uggla, R OBP: 0.345, SLG: 0.363										4	0	1	1	0	0	2				
4 Paul Janish, R OBP: 0.309, SLG: 0.254										4	0	1	0	0	0	1				
36 Mike Minor, R OBP: 0.284, SLG: 0.289										2	0	0	0	0	1	3				
50 Cristhian Martinez, R										1	0	0	0	0	0	0				
32 Chad Durbin, R										0	0	0	0	0	0	0				
53 Cory Gearrin, R										0	0	0	0	0	0	0				
1 Tyler Pastornicky, R										0	0	0	0	1	0	0				
46 Craig Kimbrel, R										0	0	0	0	0	0	0				
Inning Stats	R: 3 E: 0 K: 1 S: 23	H: 5 LOB: 3 BB: 1 P: 38	R: 3 E: 0 K: 0 S: 14	H: 3 LOB: 1 BB: 0 P: 26	R: 0 E: 0 K: 0 S: 6	H: 0 LOB: 0 BB: 0 P: 8	R: 0 E: 0 K: 2 S: 17	H: 1 LOB: 1 BB: 0 P: 22	R: 0 E: 0 K: 0 S: 5	H: 0 LOB: 0 BB: 1 P: 10	R: 0 E: 0 K: 0 S: 6	H: 0 LOB: 0 BB: 0 P: 9	R: 0 E: 0 K: 0 S: 9	H: 1 LOB: 1 BB: 0 P: 15	R: 0 E: 0 K: 0 S: 20	H: 0 LOB: 3 BB: 2 P: 35	1B: 8 2B: 2 3B: 0 HR: 0	SF: 0 SAC: 0 DP: 1 HBP: 2	WP: 0 PB: 1 SB: 0 CS: 0	PA: 39
PITCHER	IP WLS BF H R ER SO BB IBB HBP BLK WP HR S P ERA WHIP																			
24 Nathan Eovaldi, R ERA: 4.66	2.0	L	16	8	6	6	1	0	0	0	0	0	37	64	27.00	4.500				
57 Chad Gaudin, R ERA: 4.35	4.0		13	1	0	0	2	1	0	0	0	0	34	49	0.00	0.500				
43 Dan Jennings, L ERA: 3.27	2.0		10	1	0	0	0	2	0	1	0	0	29	50	0.00	1.500				

Miami Marlins @ Atlanta Braves
Turner Field, Atlanta, GA
Thu Aug 02 2012, 7:17 PM - 10:54 PM EDT
Att: 19,685 - Cloudy - 87 F

AB 33
R 6
H 10
RBI 6
BB 4
SO 3
LOB 17



Batter	1	2	3	4	5	6	7	8	9	AB	R	H	RBI	BB	SO	LOB	TOP					
27 Jose Altuve, R OBP: 0.347, SLG: 0.421										4	0	1	0	0	0	1						
9 Marvin Gonzalez, S OBP: 0.301, SLG: 0.345										4	0	0	0	0	0	1						
3 Ben Francisco, R OBP: 0.307, SLG: 0.402										3	1	1	0	1	0	1						
29 Brett Wallace, L OBP: 0.424, SLG: 0.620										2	0	0	0	1	0	2						
14 J.D. Martinez, R OBP: 0.318, SLG: 0.385										4	0	1	1	0	2	3						
46 Scott Moore, L OBP: 0.284, SLG: 0.434										3	0	0	0	0	1	2						
53 Wesley Wright, R OBP: 0.301, SLG: 0.345										0	0	0	0	0	0	0						
65 Mickey Storey, R OBP: 0.301, SLG: 0.345										0	0	0	0	0	0	0						
55 Rhiner Cruz, R OBP: 0.301, SLG: 0.345										0	0	0	0	0	0	0						
19 Brian Bogusevic, L OBP: 0.298, SLG: 0.317										1	0	0	0	0	1	0						
22 Carlos Corporan, S OBP: 0.361, SLG: 0.529										4	0	0	0	0	1	2						
1 Jordan Schafer, L OBP: 0.308, SLG: 0.306										4	0	1	0	0	1	2						
30 Armando Galarraga, R OBP: 0.253, SLG: 0.394										2	0	0	0	0	1	1						
16 Matt Downs, R OBP: 0.253, SLG: 0.394										1	0	0	0	0	1	0						
Inning Stats	R: 0 E: 0 K: 1 S: 17	H: 1 LOB: 2 BB: 0 P: 25	R: 0 E: 0 K: 0 S: 10	H: 1 LOB: 1 BB: 0 P: 17	R: 0 E: 0 K: 0 S: 5	H: 0 LOB: 0 BB: 0 P: 8	R: 0 E: 0 K: 0 S: 6	H: 1 LOB: 2 BB: 1 P: 12	R: 0 E: 0 K: 0 S: 8	H: 0 LOB: 0 BB: 0 P: 12	R: 1 E: 0 K: 1 S: 9	H: 1 LOB: 0 BB: 0 P: 12	R: 0 E: 0 K: 1 S: 9	H: 0 LOB: 1 BB: 0 P: 16	R: 0 E: 0 K: 1 S: 14	H: 0 LOB: 0 BB: 0 P: 24	R: 0 E: 0 K: 3 S: 9	H: 0 LOB: 0 BB: 0 P: 12	1B: 4 2B: 0 3B: 0 HR: 0	SF: 0 SAC: 0 DP: 0 HBP: 1	WP: 1 PB: 0 SB: 0 CS: 0	PA: 35
PITCHER	IP WLS BF H R ER SO BB IBB HBP BLK WP HR S P ERA WHIP																					
15 Tim Hudson, R ERA: 3.45	7.1 W 30 4 1 0 3 2 0 1 0 1 0 0 0 0 0.00 0.818																					
34 Eric O'Flaherty, L ERA: 2.54	0.2 H 2 0 0 0 1 0 0 0 0 0 0 0 6 10 0.00 0.000																					
46 Craig Kimbrel, R ERA: 1.29	1.0 S 3 0 0 0 3 0 0 0 0 0 0 0 9 12 0.00 0.000																					

Houston Astros @ Atlanta Braves
Turner Field, Atlanta, GA
Fri Aug 03 2012, 7:39 PM - 10:39 PM EDT
Att: 28,300 - Overcast - 87 F

AB 32
R 1
H 4
RBI 1
BB 2
SO 7
LOB 15



Batter	1	2	3	4	5	6	7	8	9	AB	R	H	RBI	BB	SO	LOB	BOTTOM			
24 Michael Bourn, L OBP: 0.348, SLG: 0.422										3	1	0	0	2	1	2				
14 Martin Prado, R OBP: 0.360, SLG: 0.425										3	1	2	1	2	0	1				
22 Jason Heyward, L OBP: 0.349, SLG: 0.479										3	1	0	0	1	3	6				
10 Chipper Jones, S OBP: 0.389, SLG: 0.513										4	1	1	2	0	0	6				
5 Freddie Freeman, L OBP: 0.350, SLG: 0.470										2	0	0	0	2	0	1				
16 Brian McCann, L OBP: 0.309, SLG: 0.450										3	0	0	0	1	0	4				
26 Dan Uggla, R OBP: 0.342, SLG: 0.359										4	0	0	0	0	2	1				
4 Paul Janish, R OBP: 0.306, SLG: 0.254										4	0	1	0	0	0	2				
15 Tim Hudson, R OBP: 0.256, SLG: 0.235										2	0	0	0	0	0	1				
34 Eric O'Flaherty, L ERA: 2.54										0	0	0	0	0	0	0				
20 Eric Hinske, L OBP: 0.294, SLG: 0.313										1	0	1	0	0	0	0				
1 Tyler Pastornicky, R OBP: 0.296, SLG: 0.349										0	0	0	0	0	0	0				
46 Craig Kimbrel, R ERA: 1.29										0	0	0	0	0	0	0				
Inning Stats	R: 0 E: 0 K: 1 S: 15	H: 0 LOB: 3 BB: 3 P: 33	R: 0 E: 0 K: 1 S: 9	H: 0 LOB: 0 BB: 0 P: 11	R: 3 E: 1 K: 0 S: 13	H: 2 LOB: 2 BB: 2 P: 29	R: 1 E: 0 K: 1 S: 10	H: 1 LOB: 1 BB: 0 P: 13	R: 0 E: 0 K: 1 S: 7	H: 0 LOB: 0 BB: 0 P: 12	R: 0 E: 0 K: 1 S: 11	H: 1 LOB: 3 BB: 2 P: 22	R: 0 E: 0 K: 0 S: 9	H: 0 LOB: 0 BB: 1 P: 19	R: 0 E: 0 K: 1 S: 10	H: 1 LOB: 1 BB: 0 P: 15	1B: 1 2B: 4 3B: 0 HR: 0	SF: 0 SAC: 0 DP: 1 HBP: 1	WP: 0 PB: 0 SB: 1 CS: 0	PA: 38
PITCHER	IP WLS BF H R ER SO BB IBB HBP BLK WP HR S P ERA WHIP																			
30 Armando Galarraga, R ERA: 4.35	5.1 L 29 4 4 3 4 6 1 0 0 0 0 0 0 11 21 0.00 0.750																			
53 Wesley Wright, L ERA: 3.03	1.1 4 0 0 0 1 1 0 0 0 0 0 0 7 11 0.00 0.000																			
65 Mickey Storey, R ERA: 7.57	0.2 2 0 0 0 0 0 0 0 0 0 0 0 6 10 0.00 1.500																			

Houston Astros @ Atlanta Braves
Turner Field, Atlanta, GA
Fri Aug 03 2012, 7:39 PM - 10:39 PM EDT
Att: 28,300 - Overcast - 87 F

AB 29
R 4
H 5
RBI 3
BB 8
SO 6
LOB 24



Batter	1	2	3	4	5	6	7	8	9	AB	R	H	RBI	BB	SO	LOB	TOP	
24 Michael Bourn, L (1,8) OBP: 0.343, SLG: 0.413										4	0	1	0	0	1	1	Atlanta Braves @ Philadelphia Phillies Citizens Bank Park, Philadelphia, PA Tue Aug 07 2012, 7:08 PM - 9:23 PM EDT Att: 42,660 - Cloudy - 84 F	
14 Martin Prado, R (1,4) OBP: 0.357, SLG: 0.416										4	0	0	0	0	1	2		
22 Jason Heyward, L (1,9) OBP: 0.346, SLG: 0.478										3	0	0	0	0	2	1		
10 Chipper Jones, S (1,5) OBP: 0.395, SLG: 0.514										3	0	1	0	0	0	1		
5 Freddie Freeman, L (1,3) OBP: 0.349, SLG: 0.464										3	0	1	0	0	1	1		
16 Brian McCann, L (1,2) OBP: 0.316, SLG: 0.447										3	0	1	0	0	0	2		
11 Reed Johnson, R (1,7) OBP: 0.359, SLG: 0.436										3	0	0	0	0	0	1		
4 Paul Janish, R (1,6) OBP: 0.279, SLG: 0.247										3	0	0	0	0	0	0		
36 Mike Minor, R (1,1) OBP: 0.051, SLG: 0.026										2	0	0	0	0	1	0		
43 Luis Avilan, L (8,1) OBP: 0.500, SLG: 0.500										0	0	0	0	0	0	0		
53 Cory Gearrin, R (8,1) OBP: 0.301, SLG: 0.353										1	0	1	0	0	0	0		
1 Tyler Pastornicky, R (9,PH) OBP: 0.301, SLG: 0.353										1	0	1	0	0	0	0		
Inning Stats	R: 0 H: 0 E: 0 K: 1 S: 10	H: 0 LOB: 0 BB: 0 P: 13	R: 0 H: 1 E: 0 K: 1 S: 9	H: 1 LOB: 0 BB: 0 P: 16	R: 0 H: 0 E: 0 K: 1 S: 7	H: 0 LOB: 0 BB: 0 P: 10	R: 0 H: 0 E: 0 K: 0 S: 10	H: 0 LOB: 0 BB: 0 P: 10	R: 0 H: 1 E: 0 K: 1 S: 7	H: 1 LOB: 0 BB: 0 P: 9	R: 0 H: 1 E: 0 K: 0 S: 7	H: 1 LOB: 0 BB: 0 P: 13	R: 0 H: 1 E: 0 K: 1 S: 15	H: 1 LOB: 1 BB: 0 P: 18	1B: 5 2B: 0 3B: 0 HR: 0	SF: 0 SAC: 0 DP: 2 HBP: 0	WP: 0 PB: 0 SB: 0 CS: 0	PA: 29
PITCHER 35 Cole Hamels, L (1,1) ERA: 3.08	IP: 9.0 WLS: W BF: 29 H: 5 R: 0 ER: 0 SO: 6 BB: 0 IBB: 0 HBP: 0 BLK: 0 WP: 0 HR: 0 S: 78 P: 111 ERA: 0.00 WHIP: 0.556																	

Batter	1	2	3	4	5	6	7	8	9	AB	R	H	RBI	BB	SO	LOB	BOTTOM	
11 Jimmy Rollins, S (1,6) OBP: 0.305, SLG: 0.405										3	1	1	0	1	0	1	Atlanta Braves @ Philadelphia Phillies Citizens Bank Park, Philadelphia, PA Tue Aug 07 2012, 7:08 PM - 9:23 PM EDT Att: 42,660 - Cloudy - 84 F	
9 Domonic Brown, L (1,7) OBP: 0.393, SLG: 0.375										3	1	1	1	1	0	1		
26 Chase Utley, L (1,4) OBP: 0.353, SLG: 0.491										4	0	0	0	0	0	3		
6 Ryan Howard, L (1,3) OBP: 0.292, SLG: 0.400										4	1	1	2	0	3	2		
15 John Mayberry Jr., R (1,8) OBP: 0.274, SLG: 0.394										4	0	0	0	0	1	1		
31 Erik Kratz, R (1,2) OBP: 0.457, SLG: 0.938										3	0	2	0	0	0	0		
22 Nate Schierholtz, L (1,9) OBP: 0.323, SLG: 0.426										3	0	2	0	0	1	1		
28 Kevin Frandsen, R (1,5) OBP: 0.324, SLG: 0.375										3	0	0	0	0	0	4		
35 Cole Hamels, L (1,1) OBP: 0.265, SLG: 0.319										2	0	0	0	0	1	1		
Inning Stats	R: 3 H: 3 E: 0 K: 1 S: 15	H: 3 LOB: 0 BB: 0 P: 24	R: 0 H: 1 E: 0 K: 0 S: 8	H: 1 LOB: 0 BB: 0 P: 12	R: 0 H: 0 E: 0 K: 1 S: 7	H: 0 LOB: 1 BB: 1 P: 12	R: 0 H: 1 E: 0 K: 2 S: 11	H: 1 LOB: 0 BB: 0 P: 19	R: 0 H: 2 E: 0 K: 0 S: 8	H: 2 LOB: 1 BB: 0 P: 10	R: 0 H: 0 E: 0 K: 0 S: 6	H: 0 LOB: 0 BB: 0 P: 9	R: 0 H: 0 E: 0 K: 1 S: 10	H: 0 LOB: 0 BB: 0 P: 14	1B: 3 2B: 3 3B: 0 HR: 1	SF: 0 SAC: 1 DP: 1 HBP: 0		WP: 0 PB: 0 SB: 0 CS: 0
PITCHER 36 Mike Minor, L (1,1) ERA: 4.95	IP: 7.0 WLS: L BF: 29 H: 7 R: 3 ER: 3 SO: 3 BB: 2 IBB: 0 HBP: 0 BLK: 0 WP: 0 HR: 1 S: 63 P: 103 ERA: 3.86 WHIP: 1.286																	
43 Luis Avilan, L (8,1) ERA: 2.92	0.2	2	0	0	0	1	0	0	0	0	0	6	9	0.00	0.000			
53 Cory Gearrin, R (8,1) ERA: 1.17	0.1	1	0	0	0	0	0	0	0	0	0	4	5	0.00	0.000			

Batter	1	2	3	4	5	6	7	8	9	AB	R	H	RBI	BB	SO	LOB	TOP								
24 Michael Bourn, L OBP: 0.347, SLG: 0.424										5	2	3	3	1	1	0									
14 Martin Prado, R OBP: 0.358, SLG: 0.415										4	0	1	1	1	0	1									
22 Jason Heyward, L OBP: 0.344, SLG: 0.477										5	1	1	0	0	1	4									
10 Chipper Jones, S OBP: 0.395, SLG: 0.508										3	1	0	0	2	0	0									
5 Freddie Freeman, L OBP: 0.349, SLG: 0.461										3	2	0	1	2	0	2									
26 Dan Uggla, R OBP: 0.347, SLG: 0.366										4	2	3	3	1	1	0									
8 David Ross, R OBP: 0.355, SLG: 0.467										5	0	0	1	0	1	5									
4 Paul Janish, R OBP: 0.286, SLG: 0.247										4	2	1	0	1	2	1									
15 Tim Hudson, R ERA: 4.86										3	1	1	2	0	1	1									
43 Luis Valdes, L ERA: 3.33										3	0	0	0	0	0	0									
83 Cory Gearrin, R ERA: 3.92										3	0	0	0	0	0	0									
32 Chad Durbin, R ERA: 3.07										3	0	0	0	0	0	0									
34 Eric O'Flaherty, L ERA: 3.79										3	0	0	0	0	0	0									
11 Jimmy Rollins, S OBP: 0.306, SLG: 0.414										5	2	2	2	0	3	0									
9 Dornic Brown, L OBP: 0.375, SLG: 0.393										4	1	1	1	0	1	0									
26 Chase Utley, L OBP: 0.348, SLG: 0.475										4	1	0	0	0	0	0									
6 Ryan Howard, L OBP: 0.300, SLG: 0.438										4	1	2	3	0	0	0									
15 John Mayberry Jr., R OBP: 0.277, SLG: 0.391										2	0	0	0	2	0	1									
22 Nate Schierholtz, L OBP: 0.321, SLG: 0.420										3	0	0	0	1	1	1									
31 Erik Kratz, R OBP: 0.436, SLG: 0.857										3	0	0	0	1	2	3									
28 Kevin Frandsen, R OBP: 0.342, SLG: 0.389										4	1	2	0	0	0	0									
38 Kyle Kendrick, R ERA: 4.86										1	0	0	0	0	1	0									
40 Ryan Howard, L ERA: 3.33										1	0	0	0	0	1	0									
44 Michael Schwimer, R ERA: 3.92										1	0	0	0	0	1	0									
37 Antonio Bastardo, L ERA: 5.45										1	0	0	0	0	1	0									
43 Josh Lindblom, R ERA: 3.4										1	0	0	0	0	1	0									
Inning Stats	R: 0 E: 0 K: 0 S: 7	H: 1 LOB: 0 BB: 0 P: 11	R: 4 E: 0 K: 0 S: 27	H: 3 LOB: 2 BB: 3 P: 50	R: 0 E: 0 K: 0 S: 6	H: 1 LOB: 0 BB: 0 P: 7	R: 2 E: 0 K: 2 S: 13	H: 2 LOB: 0 BB: 0 P: 17	R: 0 E: 0 K: 1 S: 8	H: 0 LOB: 0 BB: 0 P: 11	R: 0 E: 0 K: 2 S: 9	H: 0 LOB: 0 BB: 0 P: 13	R: 4 E: 1 K: 1 S: 17	H: 2 LOB: 1 BB: 2 P: 28	R: 2 E: 0 K: 1 S: 13	H: 1 LOB: 3 BB: 4 P: 35	R: 0 E: 0 K: 1 S: 9	H: 0 LOB: 0 BB: 0 P: 11	1B: 5 2B: 4 3B: 0 HR: 1	SF: 0 SAC: 0 DP: 1 HBP: 0	WP: 1 PB: 0 SB: 1 CS: 0	PA: 46	ERA: 0.00 WHIP: 0.500		
PITCHER	IP	WLS	BF	H	R	ER	SO	BB	IBB	HBP	BLK	WP	HR	S	P	ERA	WHIP								
38 Kyle Kendrick, R	(1.1)	3.1	19	7	6	6	1	3	0	0	0	1	1	48	77	16.20	3.000								
46 Raul Valdes, L	(4.1)	1.2	5	0	0	0	2	0	0	0	0	0	0	13	19	0.00	0.000								
44 Michael Schwimer, R	(6.1)	1.0	3	0	0	0	2	0	0	0	0	0	0	9	13	0.00	0.000								
37 Antonio Bastardo, L	(7.1)	0.2	L	5	1	3	1	1	1	0	0	0	0	10	20	40.50	3.000								
43 Josh Lindblom, R	(7.1)	0.1		6	2	3	0	2	0	0	0	0	0	11	22	54.00	12.000								
PITCHER	IP	WLS	BF	H	R	ER	SO	BB	IBB	HBP	BLK	WP	HR	S	P	ERA	WHIP								
47 Jeremy Horst, L	(8.1)	2.0	8	0	0	0	2	1	1	0	0	0	0	0	2	18	0.00	0.500							
11 Jimmy Rollins, S OBP: 0.306, SLG: 0.414										5	2	2	2	0	3	0									
9 Dornic Brown, L OBP: 0.375, SLG: 0.393										4	1	1	1	0	1	0									
26 Chase Utley, L OBP: 0.348, SLG: 0.475										4	1	0	0	0	0	0									
6 Ryan Howard, L OBP: 0.300, SLG: 0.438										4	1	2	3	0	0	0									
15 John Mayberry Jr., R OBP: 0.277, SLG: 0.391										2	0	0	0	2	0	1									
22 Nate Schierholtz, L OBP: 0.321, SLG: 0.420										3	0	0	0	1	1	1									
31 Erik Kratz, R OBP: 0.436, SLG: 0.857																									

Batter	1	2	3	4	5	6	7	8	9	AB	R	H	RBI	BB	SO	LOB	TOP							
24 Michael Bourn, L OBP: 0.352, SLG: 0.424										5	2	3	1	0	1	1								
11 Reed Johnson, R OBP: 0.358, SLG: 0.438										5	1	2	0	0	1	2								
22 Jason Heyward, L OBP: 0.344, SLG: 0.481										5	1	2	1	0	1	4								
10 Chipper Jones, S OBP: 0.392, SLG: 0.502										5	1	1	1	0	2	3								
5 Freddie Freeman, L OBP: 0.351, SLG: 0.469										4	1	2	5	1	1	0								
16 Brian McCann, L OBP: 0.311, SLG: 0.440										5	0	0	0	0	1	3								
26 Dan Uggla, R OBP: 0.352, SLG: 0.374										3	1	1	0	1	1	0								
4 Paul Janish, R OBP: 0.273, SLG: 0.236										4	1	1	0	0	0	1								
54 Kris Medlen, S OBP: 0.308, SLG: 0.182										2	1	1	1	0	0	0								
43 Luis Avilan, L OBP: 0.333, SLG: 0.333										1	0	0	0	0	0	0								
53 Cory Gearrin, R OBP: 0.333, SLG: 0.333										0	0	0	0	0	0	0								
Inning Stats	R: 2 H: 3 E: 0 K: 2 S: 15	H: 3 LOB: 1 BB: 0 P: 18	R: 7 H: 6 E: 0 K: 0 S: 19	H: 6 LOB: 0 BB: 1 P: 34	R: 0 H: 2 E: 0 K: 0 S: 15	H: 2 LOB: 2 BB: 0 P: 25	R: 0 H: 0 E: 0 K: 0 S: 8	H: 0 LOB: 0 BB: 0 P: 12	R: 0 H: 1 E: 0 K: 0 S: 12	H: 1 LOB: 1 BB: 0 P: 19	R: 0 H: 0 E: 0 K: 0 S: 7	H: 0 LOB: 0 BB: 0 P: 8	R: 0 H: 0 E: 0 K: 2 S: 10	H: 0 LOB: 0 BB: 0 P: 16	R: 0 H: 0 E: 0 K: 1 S: 6	H: 0 LOB: 0 BB: 0 P: 11	R: 0 H: 1 E: 0 K: 3 S: 15	H: 1 LOB: 2 BB: 1 P: 22	1B: 10 2B: 2 3B: 0 HR: 1	SF: 0 SAC: 1 DP: 0 HBP: 0	WP: 0 PB: 0 SB: 0 CS: 0	PA: 42		
PITCHER	IP WLS BF H R ER SO BB IBB HBP BLK WP HR S P ERA WHIP	IP WLS BF H R ER SO BB IBB HBP BLK WP HR S P ERA WHIP	57 Johan Santana, L ERA: 4.58	53 Jeremy Hefner, R ERA: 4.77	46 Manny Acosta, R ERA: 8.71	60 Jon Rauch, R ERA: 3.24	48 Frank Francisco, R ERA: 5.23																	

Atlanta Braves @ New York Mets
Citi Field, Flushing, NY
Sat Aug 11 2012, 7:12 PM - 9:57 PM EDT
Att: 30,388 - Cloudy - 84 F

AB 39
R 9
H 13
RBI 9
BB 2
SO 8
LOB 14



Batter	1	2	3	4	5	6	7	8	9	AB	R	H	RBI	BB	SO	LOB	BOTTOM						
11 Rubén Tejada, R OBP: 0.367, SLG: 0.390										4	1	2	1	0	1	0							
28 Daniel Murphy, L OBP: 0.342, SLG: 0.423										4	0	0	0	0	0	2							
5 David Wright, R OBP: 0.415, SLG: 0.532										4	0	1	1	0	2	0							
29 Ike Davis, L OBP: 0.280, SLG: 0.424										3	1	1	0	1	0	1							
12 Scott Hairston, R OBP: 0.305, SLG: 0.516										4	0	1	0	0	2	2							
23 Mike Baxter, L OBP: 0.426, SLG: 0.463										2	0	1	0	0	0	1							
44 Jason Bay, R OBP: 0.239, SLG: 0.271										2	0	0	0	0	2	1							
56 Andres Torres, S OBP: 0.353, SLG: 0.351										4	0	2	1	0	2	1							
30 Josh Thole, L OBP: 0.316, SLG: 0.320										4	0	0	0	0	1	3							
57 Johan Santana, L OBP: 0.281, SLG: 0.492										0	0	0	0	0	0	0							
53 Jeremy Hefner, R ERA: 4.77										1	0	0	0	0	0	0							
46 Manny Acosta, R ERA: 8.71										1	0	0	0	0	0	0							
60 Jon Rauch, R ERA: 3.24										0	0	0	0	0	0	0							
48 Frank Francisco, R ERA: 5.23										0	1	0	0	1	0	0							
Inning Stats	R: 0 H: 0 E: 0 K: 1 S: 8	H: 0 LOB: 0 BB: 0 P: 12	R: 1 H: 3 E: 0 K: 0 S: 12	H: 3 LOB: 1 BB: 0 P: 17	R: 0 H: 0 E: 0 K: 2 S: 9	H: 0 LOB: 0 BB: 1 P: 13	R: 0 H: 0 E: 0 K: 2 S: 9	H: 0 LOB: 1 BB: 1 P: 16	R: 0 H: 1 E: 0 K: 0 S: 4	H: 1 LOB: 0 BB: 0 P: 8	R: 0 H: 1 E: 0 K: 2 S: 12	H: 1 LOB: 0 BB: 0 P: 16	R: 0 H: 1 E: 0 K: 0 S: 9	H: 2 LOB: 1 BB: 1 P: 13	R: 0 H: 1 E: 0 K: 2 S: 9	H: 1 LOB: 0 BB: 0 P: 14	1B: 6 2B: 2 3B: 1 HR: 0	SF: 0 SAC: 0 DP: 2 HBP: 0	WP: 0 PB: 0 SB: 0 CS: 0	PA: 35			
PITCHER	IP WLS BF H R ER SO BB IBB HBP BLK WP HR S P ERA WHIP	IP WLS BF H R ER SO BB IBB HBP BLK WP HR S P ERA WHIP	54 Kris Medlen, R ERA: 2.28	43 Luis Avilan, L ERA: 3.99	53 Cory Gearrin, R ERA: 0.96																		

Atlanta Braves @ New York Mets
Citi Field, Flushing, NY
Sat Aug 11 2012, 7:12 PM - 9:57 PM EDT
Att: 30,388 - Cloudy - 84 F

AB 33
R 3
H 8
RBI 3
BB 2
SO 11
LOB 11



Batter	1	2	3	4	5	6	7	8	9	AB	R	H	RBI	BB	SO	LOB	TOP			
24 Michael Bourn, L OBP: 0.352, SLG: 0.425			G4-3		K			G1-6-3	14 2B	4	0	1	1	1	1	1				
14 Martín Prado, R OBP: 0.357, SLG: 0.416			G5-3			F8				4	0	2	2	1	0	0				
22 Jason Heyward, L OBP: 0.342, SLG: 0.477						F7		K	K2-3	4	0	0	0	1	3	5				
10 Chipper Jones, S OBP: 0.390, SLG: 0.496						G5-3				3	1	0	0	1	0	3				
5 Freddie Freeman, L OBP: 0.353, SLG: 0.476						G3		G3		3	2	1	1	0	0	0				
26 Dan Uggla, R OBP: 0.348, SLG: 0.370						K		K		4	0	0	0	0	3	2				
16 Brian McCann, L OBP: 0.311, SLG: 0.438						F8				4	0	1	0	0	0	2				
4 Paul Janish, R OBP: 0.282, SLG: 0.239						L8				3	1	1	0	1	0	1				
30 Ben Sheets, R 39 Jonny Venters, L 11 Reed Johnson, R 50 Cristhian Martinez, R 1 Tyler Pastornicky, R 25 Juan Francisco, L						F9				2	0	0	0	0	0	1				
Inning Stats	R: 0 H: 1 E: 0 K: 1 S: 8	H: 1 LOB: 1 BB: 1 P: 14	R: 1 H: 2 E: 0 K: 1 S: 10	H: 2 LOB: 1 BB: 0 P: 15	R: 0 H: 0 E: 0 K: 0 S: 7	H: 0 LOB: 1 BB: 1 P: 14	R: 0 H: 0 E: 0 K: 1 S: 6	H: 0 LOB: 0 BB: 0 P: 9	R: 0 H: 0 E: 0 K: 0 S: 6	H: 0 LOB: 0 BB: 0 P: 10	R: 0 H: 1 E: 0 K: 1 S: 14	H: 2 LOB: 1 BB: 0 P: 19	R: 0 H: 2 E: 0 K: 1 S: 12	H: 1 LOB: 1 BB: 0 P: 15	R: 4 H: 1 E: 0 K: 2 S: 23	H: 1 LOB: 2 BB: 4 P: 44	1B: 3 2B: 3 HR: 1	SF: 0 SAC: 0 DP: 2 HBP: 1	WP: 0 PB: 0 SB: 1 CS: 0	PA: 39
PITCHER	IP	WLS	BF	H	R	ER	SO	BB	IBB	HBP	BLK	WP	HR	S	P	ERA	WHIP			
49 Jonathon Niese, L ERA: 3.67	8.0	W	30	6	1	1	6	2	0	0	0	0	1	71	106	1.12	1.000			
66 Josh Edgin, L ERA: 5.14	0.2		5	0	3	3	1	2	0	1	0	0	0	9	20	40.50	3.000			
48 Frank Francisco, R ERA: 5.52	0.0	S	3	1	1	1	0	2	0	0	0	0	0	11	19	∞	∞			
60 Jon Rauch, R ERA: 3.21	0.1	S	1	0	0	0	1	0	0	0	0	0	0	3	5	0.00	0.000			

Atlanta Braves @ New York Mets
Citi Field, Flushing, NY
Sun Aug 12 2012, 8:07 PM - 10:54 PM EDT
Att: 24,891 - Partly Cloudy - 83 F

AB 32
R 5
H 7
RBI 5
BB 6
SO 8
LOB 15



Batter	1	2	3	4	5	6	7	8	9	AB	R	H	RBI	BB	SO	LOB	BOTTOM			
11 Rubén Tejada, R OBP: 0.365, SLG: 0.388					G6-3					4	0	1	1	0	1	0				
23 Mike Baxter, L OBP: 0.429, SLG: 0.459					P6					3	1	1	0	1	1	1				
5 David Wright, R OBP: 0.416, SLG: 0.536					F8					4	2	2	1	0	0	1				
29 Ike Davis, L OBP: 0.282, SLG: 0.425					K					4	0	2	2	0	1	1				
28 Daniel Murphy, L OBP: 0.339, SLG: 0.419					L7					4	0	0	0	0	0	2				
1 Jordany Valdespin, L OBP: 0.268, SLG: 0.493					K					4	2	2	1	0	2	1				
56 Andres Torres, S OBP: 0.355, SLG: 0.351					G3					3	0	1	1	1	0	0				
16 Rob Johnson, R OBP: 0.298, SLG: 0.288					FC6-4					4	1	1	0	0	1	2				
49 Jonathon Niese, L OBP: 0.311, SLG: 0.205 Justin Turner, R 66 Josh Edgin, R 48 Frank Francisco, R 60 Jon Rauch, R					FC5-4					2	0	0	0	0	0	1				
Inning Stats	R: 2 H: 3 E: 1 K: 1 S: 17	H: 3 LOB: 1 BB: 0 P: 27	R: 1 H: 2 E: 0 K: 1 S: 17	H: 2 LOB: 0 BB: 0 P: 24	R: 0 H: 0 E: 0 K: 1 S: 6	H: 0 LOB: 0 BB: 0 P: 8	R: 0 H: 0 E: 0 K: 1 S: 9	H: 0 LOB: 1 BB: 1 P: 16	R: 1 H: 2 E: 0 K: 0 S: 11	H: 1 LOB: 1 BB: 0 P: 16	R: 0 H: 0 E: 0 K: 1 S: 9	H: 0 LOB: 1 BB: 1 P: 16	R: 1 H: 2 E: 0 K: 0 S: 13	H: 2 LOB: 1 BB: 0 P: 18	R: 1 H: 7 E: 0 K: 3 S: 17	H: 2 LOB: 1 BB: 0 P: 44	1B: 7 2B: 2 HR: 1	SF: 0 SAC: 1 DP: 0 HBP: 0	WP: 1 PB: 0 SB: 1 CS: 0	PA: 36
PITCHER	IP	WLS	BF	H	R	ER	SO	BB	IBB	HBP	BLK	WP	HR	S	P	ERA	WHIP			
30 Ben Sheets, R ERA: 2.13	6.0	L	27	8	5	4	5	1	0	0	0	0	1	70	107	6.000	1.500			
39 Jonny Venters, L ERA: 3.69	1.0		4	0	0	0	1	1	0	0	0	1	0	9	16	0.000	1.000			
50 Cristhian Martinez, R ERA: 3.79	1.0		5	2	1	1	0	0	0	0	0	0	0	13	18	9.000	2.000			

Atlanta Braves @ New York Mets
Citi Field, Flushing, NY
Sun Aug 12 2012, 8:07 PM - 10:54 PM EDT
Att: 24,891 - Partly Cloudy - 83 F

AB 33
R 6
H 10
RBI 6
BB 2
SO 6
LOB 10



Batter	1	2	3	4	5	6	7	8	9	AB	R	H	RBI	BB	SO	LOB	TOP								
5 Alexi Amarista, L (1,4) OBP: 0.296, SLG: 0.417	F9		G4-3			G3		F7		4	0	0	0	0	0	1	San Diego Padres @ Atlanta Braves Turner Field, Atlanta, GA Tue Aug 14 2012, 7:12 PM - 9:48 PM EDT Att: 16,427 - Partly Cloudy - 84 F								
2 Everth Cabrera, S (1,6) OBP: 0.313, SLG: 0.329	G3					K				4	0	1	0	0	2	0									
7 Chase Headley, S (1,5) OBP: 0.369, SLG: 0.462						K		FC6-4		3	0	0	0	1	1	2									
23 Yonder Alonso, L (1,3) OBP: 0.345, SLG: 0.398	G4-3					G4-3		FC6-4		4	0	2	0	0	0	1									
14 Mark Kotsay, L (1,7) OBP: 0.336, SLG: 0.365										2	0	1	0	0	0	0									
13 Chris Denorria, R (7,PH) OBP: 0.344, SLG: 0.431										2	0	0	0	0	2	2									
25 Will Venable, L (1,9) OBP: 0.320, SLG: 0.411										2	0	0	0	0	1	1									
11 Logan Forsythe, R (7,PH) OBP: 0.348, SLG: 0.362										1	0	0	0	1	0	1									
24 Cameron Maybin, R (1,8) OBP: 0.288, SLG: 0.320										4	0	0	0	0	2	4									
21 John Baker, L (1,2) OBP: 0.318, SLG: 0.287										3	0	1	0	0	0	1									
33 Clayton Richard, L (1,1) OBP: 0.111, SLG: 0.135										2	0	0	0	0	0	0									
29 Brad Boxberger, R (7,1) OBP: 0.312, SLG: 0.417										0	0	0	0	0	0	0									
15 Jesus Guzman, R (8,PH) OBP: 0.312, SLG: 0.417										1	0	0	0	0	0	1									
40 Tommy Layne, L (8,1) OBP: 0.312, SLG: 0.417										0	0	0	0	0	0	0									
Inning Stats	R: 0 H: 0 E: 0 K: 0 S: 10	H: 0 LOB: 1 BB: 1 P: 18	R: 0 H: 0 E: 0 K: 1 S: 10	H: 0 LOB: 0 BB: 0 P: 14	R: 0 H: 0 E: 0 K: 0 S: 5	H: 0 LOB: 0 BB: 0 P: 6	R: 0 H: 0 E: 0 K: 2 S: 7	H: 0 LOB: 0 BB: 0 P: 12	R: 0 H: 0 E: 0 K: 1 S: 8	H: 1 LOB: 1 BB: 0 P: 26	R: 0 H: 0 E: 0 K: 1 S: 8	H: 0 LOB: 0 BB: 0 P: 12	R: 0 H: 1 E: 0 K: 2 S: 13	H: 2 LOB: 2 BB: 1 P: 23	R: 0 H: 2 E: 0 K: 0 S: 17	H: 2 LOB: 2 BB: 0 P: 24	R: 0 H: 1 E: 0 K: 2 S: 9	H: 1 LOB: 1 BB: 0 P: 12	1B: 5 2B: 0 3B: 0 HR: 0	SF: 0 SAC: 0 DP: 0 HBP: 0	WP: 1 PB: 0 CS: 0	PA: 34			
PITCHER	IP WLS BF ERA WHIP	IP WLS BF ERA WHIP	IP WLS BF ERA WHIP	IP WLS BF ERA WHIP	IP WLS BF ERA WHIP	IP WLS BF ERA WHIP	IP WLS BF ERA WHIP	IP WLS BF ERA WHIP	IP WLS BF ERA WHIP	IP WLS BF ERA WHIP	IP WLS BF ERA WHIP	IP WLS BF ERA WHIP	IP WLS BF ERA WHIP	IP WLS BF ERA WHIP	IP WLS BF ERA WHIP	IP WLS BF ERA WHIP	IP WLS BF ERA WHIP	IP WLS BF ERA WHIP	IP WLS BF ERA WHIP	IP WLS BF ERA WHIP	IP WLS BF ERA WHIP	IP WLS BF ERA WHIP	IP WLS BF ERA WHIP	IP WLS BF ERA WHIP	
15 Tim Hudson, R (1,1) ERA: 3.59	6.1 W 22	2 0 0 4	2 0 0 2	1 0 0 0	0 0 0 0	0 0 7 14	0 0 17 24	0 0 9 12	0 0 63 97	0.00 0.474															
39 Jonny Venters, L (7,1) ERA: 3.53	0.2 H 3	0 0 0 2	0 0 0 0	0 0 0 0	0 0 0 0	0 0 7 14	0 0 17 24	0 0 9 12	0 0 63 97	0.00 1.500															
43 Luis Avilan, L (8,1) ERA: 3.6	1.0 5 2	0 0 0 2	0 0 0 0	0 0 0 0	0 0 0 0	0 0 7 14	0 0 17 24	0 0 9 12	0 0 63 97	0.00 2.000															
46 Craig Kimbrel, R (9,1) ERA: 1.23	1.0 4 1	0 0 0 2	0 0 0 0	0 0 0 0	0 0 0 0	0 0 7 14	0 0 17 24	0 0 9 12	0 0 63 97	0.00 1.000															

AB 32
R 0
H 5
RBI 0
BB 2
SO 8
LOB 14



Batter	1	2	3	4	5	6	7	8	9	AB	R	H	RBI	BB	SO	LOB	BOTTOM								
24 Michael Bourn, L (1,8) OBP: 0.353, SLG: 0.428	G3		G6-3			F7				4	2	2	0	0	0	1	San Diego Padres @ Atlanta Braves Turner Field, Atlanta, GA Tue Aug 14 2012, 7:12 PM - 9:48 PM EDT Att: 16,427 - Partly Cloudy - 84 F								
14 Martin Prado, R (1,7) OBP: 0.359, SLG: 0.429	P4					G6-3				4	2	3	0	0	1										
5 Freddie Freeman, L (1,3) OBP: 0.349, SLG: 0.469	G3					G6-3				4	0	1	1	0	1	0									
10 Chipper Jones, S (1,5) OBP: 0.389, SLG: 0.496	K									4	0	2	1	0	1	0									
16 Brian McCann, L (1,2) OBP: 0.305, SLG: 0.429										4	0	0	0	0	1	3									
26 Dan Uggla, R (1,4) OBP: 0.345, SLG: 0.373										4	1	1	1	0	1	2									
11 Reed Johnson, R (1,9) ERA: 3.91										3	0	0	0	0	0	2									
39 Jonny Venters, L (7,1) OBP: 0.333, SLG: 0.333										0	0	0	0	0	0	0									
1 Tyler Pastornicky, R (8,PH) OBP: 0.301, SLG: 0.545										1	0	0	0	0	1	0									
46 Craig Kimbrel, R (9,1) ERA: 1.23										0	0	0	0	0	0	0									
4 Paul Janish, R (1,6) OBP: 0.284, SLG: 0.245										3	0	2	0	0	0	0									
15 Tim Hudson, R (1,1) OBP: 0.256, SLG: 0.263										2	0	0	0	0	0	1									
22 Jason Heyward, L (7,9) OBP: 0.341, SLG: 0.473										1	1	0	0	0	0	1									
Inning Stats	R: 1 H: 1 E: 0 K: 1 S: 12	H: 1 LOB: 0 BB: 0 P: 13	R: 0 H: 0 E: 0 K: 0 S: 5	H: 0 LOB: 0 BB: 0 P: 6	R: 0 H: 0 E: 0 K: 0 S: 9	H: 0 LOB: 0 BB: 0 P: 13	R: 0 H: 1 E: 0 K: 0 S: 10	H: 1 LOB: 1 BB: 0 P: 14	R: 1 H: 2 E: 0 K: 0 S: 13	H: 2 LOB: 1 BB: 0 P: 18	R: 1 H: 3 E: 0 K: 0 S: 15	H: 3 LOB: 2 BB: 0 P: 22	R: 3 H: 3 E: 0 K: 1 S: 18	H: 3 LOB: 0 BB: 0 P: 32	R: 0 H: 0 E: 0 K: 3 S: 11	H: 0 LOB: 0 BB: 0 P: 16	1B: 6 2B: 1 3B: 1 HR: 2	SF: 0 SAC: 0 DP: 0 HBP: 0	WP: 0 PB: 0 CS: 0	PA: 34					
PITCHER	IP WLS BF ERA WHIP	IP WLS BF ERA WHIP	IP WLS BF ERA WHIP	IP WLS BF ERA WHIP	IP WLS BF ERA WHIP	IP WLS BF ERA WHIP	IP WLS BF ERA WHIP	IP WLS BF ERA WHIP	IP WLS BF ERA WHIP	IP WLS BF ERA WHIP	IP WLS BF ERA WHIP	IP WLS BF ERA WHIP	IP WLS BF ERA WHIP	IP WLS BF ERA WHIP	IP WLS BF ERA WHIP	IP WLS BF ERA WHIP	IP WLS BF ERA WHIP	IP WLS BF ERA WHIP	IP WLS BF ERA WHIP	IP WLS BF ERA WHIP	IP WLS BF ERA WHIP	IP WLS BF ERA WHIP	IP WLS BF ERA WHIP	IP WLS BF ERA WHIP	
33 Clayton Richard, L (1,1) ERA: 3.91	6.1 L 28	9 5 5 1	5 1 1 1	1 1 1 1	0 0 0 0	0 0 9 16	0 0 11 16	0 0 6 11	0 0 63 97	13.50 1.500															
29 Brad Boxberger, R (7,1) ERA: 3.46	0.2 3 1	1 1 1 1	0 0 0 0	0 0 0 0	0 0 0 0	0 0 9 16	0 0 11 16	0 0 6 11	0 0 63 97	0.00 0.000															
40 Tommy Layne, L (8,1) ERA: 1.23	1.0 3 0	0 0 0 3	0 0 0 0	0 0 0 0	0 0 0 0	0 0 9 16	0 0 11 16	0 0 6 11	0 0 63 97	0.00 0.000															

AB 34
R 6
H 10
RBI 6
BB 0
SO 5
LOB 11



Batter	1	2	3	4	5	6	7	8	9	AB	R	H	RBI	BB	SO	LOB	TOP										
13 Chris Denorfia, R OBP: 0.342, SLG: 0.425	G4-3		G4-3				G6-3		G3	4	0	0	0	1	0	0	San Diego Padres @ Atlanta Braves Turner Field, Atlanta, GA Wed Aug 15 2012, 7:11 PM - 9:57 PM EDT Att: 16,302 - Cloudy - 84 F										
11 Logan Forsythe, R OBP: 0.351, SLG: 0.382	G6-3		HR			FC6-4				4	1	2	1	0	0	1											
7 Chase Headley, S OBP: 0.366, SLG: 0.458	K		G5-3							4	0	0	0	0	2	2											
18 Carlos Quentin, R OBP: 0.384, SLG: 0.507										2	0	2	0	1	0	0											
23 Yonder Alonso, L OBP: 0.341, SLG: 0.394	G4-3									4	0	0	0	0	2	5											
24 Cameron Maybin, R OBP: 0.301, SLG: 0.322	G1-3									4	0	2	0	0	0	1											
2 Everth Cabrera, S OBP: 0.315, SLG: 0.327										2	0	0	0	2	1	1											
4 Nick Hundley, R OBP: 0.219, SLG: 0.245	FC5-4									4	0	0	0	0	2	5											
37 Edinson Volquez, R ERA: 3.39										2	0	0	0	0	0	1											
39 Miles Mikolas, R ERA: 3.13										1	0	0	0	0	0	0											
5 Alexi Amarista, L OBP: 0.262, SLG: 0.415										0	0	0	0	0	0	0											
61 Cory Burns, R ERA: 6.75										0	0	0	0	0	0	0											
58 Brad Brach, R ERA: 3.72										0	0	0	0	0	0	0											
25 Will Venable, L OBP: 0.178, SLG: 0.410										1	0	0	0	0	0	0											
Inning Stats	R: 0 E: 0 K: 1 S: 6	H: 0 LOB: 0 BB: 0 P: 7	R: 0 E: 0 K: 0 S: 8	H: 1 LOB: 2 BB: 1 P: 16	R: 1 E: 0 K: 0 S: 8	H: 1 LOB: 0 BB: 0 P: 13	R: 0 E: 0 K: 3 S: 17	H: 1 LOB: 3 BB: 1 P: 26	R: 0 E: 0 K: 2 S: 13	H: 0 LOB: 2 BB: 1 P: 22	R: 0 E: 0 K: 0 S: 8	H: 1 LOB: 1 BB: 0 P: 10	R: 0 E: 0 K: 1 S: 12	H: 1 LOB: 1 BB: 1 P: 22	R: 0 E: 0 K: 0 S: 9	H: 0 LOB: 0 BB: 0 P: 10	1B: 4 2B: 1 3B: 0 HR: 1	SF: 0 SAC: 0 DP: 1 HBP: 1	WP: 0 PB: 0 CS: 0	PA: 37							
PITCHER	IP	WLS	BF	H	R	ER	SO	BB	IBB	HBP	BLK	WP	HR	S	P	ERA	WHIP										
17 Paul Maholm, L ERA: 3.39	7.0	W	30	5	1	1	7	3	0	1	0	0	1	68	107	1.29	1.143										
32 Chad Durbin, R ERA: 3.13	1.0		4	1	0	0	1	1	0	0	0	0	0	12	22	0.00	2.000										
53 Cory Gearrin, R ERA: 0.79	1.0		3	0	0	0	0	0	0	0	0	0	0	9	10	0.00	0.000										

AB	32
R	1
H	6
RBI	1
BB	4
SO	8
LOB	18



Batter	1	2	3	4	5	6	7	8	9	AB	R	H	RBI	BB	SO	LOB	BOTTOM										
24 Michael Bourn, L OBP: 0.351, SLG: 0.426	G6-3		K		G1-4-3		G1-4-3			5	0	1	1	0	2	1	San Diego Padres @ Atlanta Braves Turner Field, Atlanta, GA Wed Aug 15 2012, 7:11 PM - 9:57 PM EDT Att: 16,302 - Cloudy - 84 F										
14 Martin Prado, R OBP: 0.362, SLG: 0.431	G6-3									5	1	3	0	0	1	1											
22 Jason Heyward, L OBP: 0.346, SLG: 0.481										2	1	2	2	2	0	0											
5 Freddie Freeman, L OBP: 0.345, SLG: 0.464	K		FC1-5-2		F8		P5			4	1	0	0	0	1	6											
26 Dan Uggla, R OBP: 0.348, SLG: 0.381										2	1	1	3	2	1	0											
25 Juan Francisco, L OBP: 0.307, SLG: 0.483										4	0	2	0	0	1	1											
16 Brian McCann, L OBP: 0.304, SLG: 0.425	FC3-2									3	0	0	0	0	2	3											
4 Paul Janish, R OBP: 0.283, SLG: 0.238	P5									3	1	0	0	0	0	4											
17 Paul Maholm, L OBP: 0.102, SLG: 0.128										3	1	0	0	0	1	3											
32 Chad Durbin, R ERA: 3.13										0	0	0	0	0	0	0											
20 Eric Hinske, L OBP: 0.285, SLG: 0.302										1	0	0	0	0	1	0											
53 Cory Gearrin, R ERA: 0.79										0	0	0	0	0	0	0											
Inning Stats	R: 0 E: 0 K: 1 S: 10	H: 1 LOB: 1 BB: 1 P: 19	R: 0 E: 0 K: 1 S: 13	H: 1 LOB: 2 BB: 1 P: 23	R: 3 E: 0 K: 2 S: 15	H: 3 LOB: 0 BB: 0 P: 25	R: 3 E: 0 K: 1 S: 14	H: 2 LOB: 1 BB: 0 P: 24	R: 0 E: 0 K: 0 S: 5	H: 0 LOB: 2 BB: 1 P: 12	R: 0 E: 0 K: 0 S: 9	H: 1 LOB: 2 BB: 1 P: 19	R: 0 E: 0 K: 2 S: 10	H: 1 LOB: 0 BB: 0 P: 16	R: 0 E: 0 K: 3 S: 9	H: 0 LOB: 0 BB: 0 P: 12	1B: 4 2B: 4 3B: 0 HR: 1	SF: 0 SAC: 0 DP: 2 HBP: 2	WP: 1 PB: 0 CS: 0	PA: 38							
PITCHER	IP	WLS	BF	H	R	ER	SO	BB	IBB	HBP	BLK	WP	HR	S	P	ERA	WHIP										
37 Edinson Volquez, R ERA: 4.31	3.2	L	21	7	6	6	5	2	0	1	0	0	0	15	32	0.00	1.286										
39 Miles Mikolas, R ERA: 3.13	2.1		10	1	0	0	0	2	0	1	0	0	0	10	16	0.00	1.000										
61 Cory Burns, R ERA: 6.75	1.0		4	1	0	0	2	0	0	0	0	0	0	9	12	0.00	0.000										
58 Brad Brach, R ERA: 3.72	1.0		3	0	0	0	3	0	0	0	0	0	0	9	12	0.00	0.000										

AB	32
R	6
H	9
RBI	6
BB	4
SO	10
LOB	19



Batter	1	2	3	4	5	6	7	8	9	AB	R	H	RBI	BB	SO	LOB	TOP			
11 Logan Forsythe, R OBP: 0.350, SLG: 0.379	L1		G6-3			L8		1B		4	0	1	0	0	0	1	San Diego Padres @ Atlanta Braves Turner Field, Atlanta, GA Thu Aug 16 2012, 7:12 PM - 9:41 PM EDT Att: 33,157 - Clear - 87 F			
2 Everth Cabrera, S OBP: 0.311, SLG: 0.321	G6-3		FC1-2			K		G4-3		4	0	0	0	0	1	2				
7 Chase Headley, S OBP: 0.367, SLG: 0.458	1B		K			1B				4	0	2	0	0	2	1				
18 Carlos Quentin, R OBP: 0.378, SLG: 0.498	P2				G6-3			K		4	0	0	0	0	0	2				
23 Yonder Alonso, L OBP: 0.341, SLG: 0.393					G1-3			G4-3		4	0	1	0	0	0	0				
25 Will Venable, L OBP: 0.316, SLG: 0.406					L8					3	0	0	0	0	0	1				
24 Cameron Maybin, R OBP: 0.288, SLG: 0.319								G1-3		3	0	0	0	0	0	2				
21 John Baker, L OBP: 0.313, SLG: 0.281										3	0	0	0	0	0	1				
3B Jason Marquis, L OBP: 0.313, SLG: 0.387										2	0	1	0	0	1	0				
29 Brad Boxberger, R OBP: 0.294, SLG: 0.413										0	0	0	0	0	0	0				
40 Tommy Layne, L OBP: 0.294, SLG: 0.413										0	0	0	0	0	0	0				
5 Alexi Amarista, L OBP: 0.294, SLG: 0.413										1	0	0	0	0	0	0				
61 Cory Burns, R OBP: 0.294, SLG: 0.413										0	0	0	0	0	0	0				
Inning Stats	R: 0 H: 1 E: 0 K: 0 S: 7	H: 1 LOB: 1 BB: 0 P: 8	R: 0 H: 1 E: 0 K: 1 S: 10	H: 1 LOB: 1 BB: 0 P: 12	R: 0 H: 1 E: 0 K: 1 S: 12	H: 1 LOB: 0 BB: 0 P: 18	R: 0 H: 0 E: 0 K: 0 S: 6	H: 0 LOB: 0 BB: 0 P: 7	R: 0 H: 1 E: 0 K: 2 S: 8	H: 1 LOB: 1 BB: 0 P: 11	R: 0 H: 0 E: 0 K: 0 S: 6	H: 0 LOB: 0 BB: 0 P: 7	R: 0 H: 1 E: 0 K: 1 S: 10	H: 1 LOB: 1 BB: 0 P: 14	R: 0 H: 0 E: 0 K: 1 S: 8	H: 0 LOB: 0 BB: 0 P: 11	1B: 4 2B: 1 3B: 0 HR: 0	SF: 0 SAC: 0 DP: 0 HBP: 0	WP: 0 PB: 0 SB: 2 CS: 0	PA: 32
PITCHER	IP WLS BF H R ER SO BB IBB HBP BLK WP HR S P ERA WHIP																			
54 Kris Medlen, R ERA: 2.03	9.0 W 32 5 0 0 6 0 0 0 0 0 0 76 104 0.00 0.556																			

Batter	1	2	3	4	5	6	7	8	9	AB	R	H	RBI	BB	SO	LOB	BOTTOM				
24 Michael Bourn, L OBP: 0.350, SLG: 0.425	10 HR		K		F8	K		E1		5	1	1	0	0	2	0	San Diego Padres @ Atlanta Braves Turner Field, Atlanta, GA Thu Aug 16 2012, 7:12 PM - 9:41 PM EDT Att: 33,157 - Clear - 87 F				
14 Martin Prado, R OBP: 0.360, SLG: 0.427	L4		G5-3		G5-3	2B		L8		4	0	0	0	1	0	2					
22 Jason Heyward, L OBP: 0.350, SLG: 0.493	K					HR				4	1	3	1	0	1	1					
10 Chipper Jones, S OBP: 0.391, SLG: 0.519	HR		K		HR			F9		4	2	2	3	0	1	3					
5 Freddie Freeman, L OBP: 0.349, SLG: 0.464	BB				1B	2B		G3		2	1	1	0	2	0	0					
26 Dan Uggla, R OBP: 0.347, SLG: 0.382	K				F7	1B		K		4	1	1	0	0	2	1					
16 Brian McCann, L OBP: 0.306, SLG: 0.422	F8				1B	1B		K		2	0	0	0	2	1	0					
4 Paul Janish, R OBP: 0.291, SLG: 0.248	G6-3				1B	1B		G4-3		4	0	2	2	0	0	0					
54 Kris Medlen, S OBP: 0.235, SLG: 0.133	G1				G1-3			K		4	0	0	0	0	1	2					
Inning Stats	R: 2 H: 2 E: 0 K: 2 S: 15	H: 2 LOB: 1 BB: 1 P: 30	R: 0 H: 1 E: 0 K: 2 S: 13	H: 1 LOB: 1 BB: 0 P: 19	R: 0 H: 2 E: 0 K: 0 S: 8	H: 2 LOB: 2 BB: 1 P: 19	R: 4 H: 4 E: 0 K: 0 S: 13	H: 4 LOB: 2 BB: 2 P: 30	R: 0 H: 1 E: 0 K: 1 S: 11	H: 1 LOB: 1 BB: 1 P: 21	R: 0 H: 0 E: 0 K: 2 S: 12	H: 0 LOB: 0 BB: 0 P: 18	R: 0 H: 0 E: 1 K: 1 S: 13	H: 0 LOB: 1 BB: 0 P: 19	R: 0 H: 0 E: 0 K: 1 S: 8	H: 0 LOB: 1 BB: 0 P: 11		1B: 4 2B: 3 3B: 0 HR: 3	SF: 0 SAC: 0 DP: 0 HBP: 0	WP: 0 PB: 0 SB: 0 CS: 0	PA: 38
PITCHER	IP WLS BF H R ER SO BB IBB HBP BLK WP HR S P ERA WHIP																				
38 Jason Marquis, R ERA: 5.3	4.2 L 25 8 2 0 0 1 3 1 0 0 0 54 103 11.57 2.357																				
29 Brad Boxberger, R ERA: 3.14	1.1 6 2 0 0 0 1 1 0 0 0 0 15 27 0.00 2.250																				
40 Tommy Layne, L ERA:	1.0 3 0 0 0 0 2 0 0 0 0 0 12 18 0.00 0.000																				
61 Cory Burns, R ERA: 5.4	1.0 4 0 0 0 0 1 0 0 0 0 0 13 19 0.00 0.000																				



Batter	1	2	3	4	5	6	7	8	9	10	11	AB	R	H	RBI	BB	SO	LOB	TOP					
8 Shane Victorino, S OBP: 0.325, SLG: 0.403	(1, 7) K		(3) F8		(3) K		(1) CS		(1) SH1-3			4	0	1	1	0	2	3						
14 Mark Ellis, R OBP: 0.359, SLG: 0.355	(1, 4) G4-3			(1) K		(1) CS	(1) F9		(2) L4			5	1	1	0	0	1	1						
27 Matt Kemp, R OBP: 0.417, SLG: 0.624	(1, 8) F9			(2) G5-3		(1) L7		(2) G6-3		(3) IBB		4	0	0	0	1	0	1						
16 Andre Ethier, L OBP: 0.353, SLG: 0.453		(3) G4-3		(4) G5-3	(3) HR		(3) F7			(3) G5-3		4	1	1	2	1	0	2						
13 Hanley Ramirez, R OBP: 0.335, SLG: 0.439		(2) F9		(3) G6-3		(2) G6-3		(1) K		(3) 2B		5	0	2	0	0	1	0						
7 James Loney, L OBP: 0.302, SLG: 0.338		(3) F9		(3) G6-3		(3) G4-3			(2) G4-3			4	0	1	0	0	0	0						
21 Juan Rivera, R OBP: 0.280, SLG: 0.352										(2) G6-4-3		1	0	0	0	0	0	1						
47 Luis Alfonso Cruz, R OBP: 0.326, SLG: 0.432												3	1	3	0	2	0	0						
18 Matt Treanor, R OBP: 0.260, SLG: 0.297												5	0	0	0	0	2	6						
28 Jamey Wright, R OBP: 0.280, SLG: 0.352												0	0	0	0	0	0	0						
35 Chris Capuano, L OBP: 0.302, SLG: 0.338												2	0	0	0	0	1	3						
51 Ronald Belisario, R OBP: 0.280, SLG: 0.352												0	0	0	0	0	0	0						
50 Randy Choate, L OBP: 0.280, SLG: 0.352												0	0	0	0	0	0	0						
31 Brandon League, R OBP: 0.280, SLG: 0.352												0	0	0	0	0	0	0						
17 A.J. Ellis, R OBP: 0.325, SLG: 0.403												0	0	0	0	0	0	0						
Inning Stats	R: 0 E: 0 K: 1 S: 8	H: 0 LOB: 0 BB: 0 P: 12	R: 0 E: 0 K: 0 S: 8	H: 0 LOB: 0 BB: 0 P: 16	R: 0 E: 0 K: 1 S: 10	H: 0 LOB: 1 BB: 1 P: 19	R: 0 E: 0 K: 1 S: 5	H: 1 LOB: 2 BB: 1 P: 13	R: 0 E: 0 K: 1 S: 15	H: 2 LOB: 2 BB: 0 P: 19	R: 2 E: 0 K: 0 S: 9	H: 2 LOB: 0 BB: 0 P: 13	R: 1 E: 0 K: 1 S: 9	H: 2 LOB: 0 BB: 0 P: 12	R: 0 E: 0 K: 0 S: 6	H: 0 LOB: 0 BB: 0 P: 12	R: 0 E: 1 K: 0 S: 7	H: 0 LOB: 1 BB: 1 P: 14	R: 0 E: 0 K: 0 S: 10	H: 2 LOB: 1 BB: 0 P: 16	1B: 4 2B: 4 3B: 0 HR: 1	SF: 0 SAC: 2 DP: 1 HBP: 0	WP: 0 PB: 0 SB: 0 CS: 1	PA: 45
PITCHER	IP: 6.2 ERA: 4.27	WLS: 1.1	BF: 3	H: 0 R: 0 ER: 0 SO: 0	BB: 0 IBB: 0 HBP: 0 BLK: 0	WP: 0 HR: 0 S: 8 P: 100	ERA: 4.05 WHIP: 1.350	PITCHER	IP: 7.1	WLS: 1.1	BF: 3	H: 0 R: 0 ER: 0 SO: 0	BB: 0 IBB: 0 HBP: 0 BLK: 0	WP: 0 HR: 0 S: 8 P: 100	ERA: 4.05 WHIP: 1.350									

Los Angeles Dodgers @ Atlanta Braves
Turner Field, Atlanta, GA
Fri Aug 17 2012, 7:38 PM - 11:13 PM EDT
Att: 33,093 - Party Cloudy - 82 F

AB 38
R 3
H 9
RBI 3
BB 4
SO 7
LOB 17



Batter	1	2	3	4	5	6	7	8	9	10	11	AB	R	H	RBI	BB	SO	LOB	BOTTOM					
24 Michael Bourn, L OBP: 0.353, SLG: 0.427	(1, 8) B2											3	0	2	0	1	0	0						
14 Martin Prado, R OBP: 0.357, SLG: 0.423	(1, 7) G6-3											5	0	0	1	0	1	5						
22 Jason Heyward, L OBP: 0.350, SLG: 0.491	(1, 9) K											4	0	1	1	1	2	3						
10 Chipper Jones, S OBP: 0.388, SLG: 0.524												5	1	1	1	0	0	4						
5 Freddie Freeman, L OBP: 0.345, SLG: 0.459												5	0	0	0	0	3	0						
26 Dan Uggla, R OBP: 0.324, SLG: 0.376												5	0	0	0	0	3	0						
8 David Ross, R OBP: 0.362, SLG: 0.465												4	1	1	0	1	1	0						
4 Paul Janish, R OBP: 0.303, SLG: 0.264												5	1	3	0	0	1	1						
48 Tommy Hanson, R ERA: 3.14												1	0	0	0	0	1	0						
32 Chad Durbin, R ERA: 3.04												0	0	0	0	0	0	0						
46 Craig Kimbrel, R ERA: 1.2												0	0	0	0	0	0	0						
34 Eric O'Flaherty, L ERA: 2.32												0	0	0	0	0	0	0						
39 Jonny Venters, L ERA: 5.54												0	0	0	0	0	0	0						
Inning Stats	R: 0 E: 0 K: 1 S: 6	H: 0 LOB: 0 BB: 0 P: 7	R: 1 E: 0 K: 2 S: 10	H: 1 LOB: 0 BB: 0 P: 13	R: 0 E: 0 K: 1 S: 14	H: 1 LOB: 2 BB: 1 P: 19	R: 0 E: 0 K: 2 S: 9	H: 0 LOB: 0 BB: 0 P: 11	R: 0 E: 0 K: 1 S: 6	H: 0 LOB: 0 BB: 0 P: 7	R: 0 E: 0 K: 0 S: 7	H: 1 LOB: 1 BB: 0 P: 9	R: 0 E: 0 K: 1 S: 13	H: 0 LOB: 0 BB: 0 P: 18	R: 2 E: 0 K: 3 S: 13	H: 3 LOB: 1 BB: 0 P: 19	R: 0 E: 0 K: 2 S: 10	H: 1 LOB: 2 BB: 1 P: 21	R: 1 E: 0 K: 0 S: 9	H: 3 LOB: 2 BB: 0 P: 19	1B: 9 2B: 0 3B: 0 HR: 1	SF: 0 SAC: 2 DP: 0 HBP: 0	WP: 0 PB: 0 SB: 3 CS: 0	PA: 45
PITCHER	IP: 7.1 ERA: 3.14	WLS: 1.1	BF: 3	H: 0 R: 0 ER: 0 SO: 3	BB: 1 IBB: 0 HBP: 0 BLK: 0	WP: 0 HR: 0 S: 8 P: 100	ERA: 3.68 WHIP: 0.818	PITCHER	IP: 7.1	WLS: 1.1	BF: 3	H: 0 R: 0 ER: 0 SO: 3	BB: 1 IBB: 0 HBP: 0 BLK: 0	WP: 0 HR: 0 S: 8 P: 100	ERA: 3.68 WHIP: 0.818									


Los Angeles Dodgers @ Atlanta Braves
Turner Field, Atlanta, GA
Fri Aug 17 2012, 7:38 PM - 11:13 PM EDT
Att: 33,093 - Party Cloudy - 82 F

AB 40
R 4
H 10
RBI 4
BB 3
SO 13
LOB 13




Batter	1	2	3	4	5	6	7	8	9	AB	R	H	RBI	BB	SO	LOB	TOP				
8 Shane Victorino, S (1,7) OBP: 0.322, SLG: 0.399	F8		F9			G4-3		L4		4	0	0	0	0	0	0	Los Angeles Dodgers @ Atlanta Braves Turner Field, Atlanta, GA Sat Aug 18 2012, 7:12 PM - 10:03 PM EDT Att: 42,219 - Cloudy - 79 F				
14 Mark Ellis, R (1,4) OBP: 0.354, SLG: 0.350	G6-3		F9			G5-3		F9		4	0	0	0	0	0						
27 Matt Kemp, R (1,8) OBP: 0.414, SLG: 0.616	K		K			13 HR BB		F8		3	1	0	0	1	2	0					
16 Andre Ethier, L (1,9) OBP: 0.353, SLG: 0.449		G4-3			L8			G4-3		3	1	0	0	1	0	0					
13 Hanley Ramirez, R (1,6) OBP: 0.336, SLG: 0.453		HR			G1-3			G6-3		4	2	2	4	0	0	0					
7 James Loney, L (1,3) OBP: 0.341, SLG: 0.348		HR			F8			L8		3	1	1	1	1	0	0					
47 Luis Alfonso Cruz, R (1,5) OBP: 0.324, SLG: 0.450		HR			G6-3			F8		4	1	1	1	0	0	1					
17 A.J. Ellis, R (1,2) OBP: 0.381, SLG: 0.419		P3			G5-3			F9		3	0	0	0	0	0	0					
44 Aaron Harang, R (1,1) OBP: 0.068, SLG: 0.068		G6-3			K			G6-3		3	0	0	0	0	1	0					
50 Randy Choate, L (7,1)										0	0	0	0	0	0	0					
54 Javy Guerra, R (8,1)										0	0	0	0	0	0	0					
38 Shawn Tolleson, R (8,1)										0	0	0	0	0	0	0					
74 Kenley Jansen, S (8,1)										0	0	0	0	0	0	0					
Inning Stats	R: 0 E: 0 K: 1 S: 16	H: 0 LOB: 0 BB: 0 P: 21	R: 3 E: 0 K: 0 S: 12	H: 3 LOB: 0 BB: 0 P: 18	R: 0 E: 0 K: 1 S: 12	H: 0 LOB: 0 BB: 0 P: 17	R: 0 E: 0 K: 0 S: 6	H: 0 LOB: 0 BB: 0 P: 10	R: 0 E: 0 K: 1 S: 8	H: 0 LOB: 0 BB: 0 P: 11	R: 3 E: 0 K: 0 S: 8	H: 1 LOB: 0 BB: 2 P: 21	R: 0 E: 0 K: 0 S: 6	H: 0 LOB: 0 BB: 0 P: 9	R: 0 E: 0 K: 0 S: 11	H: 0 LOB: 0 BB: 0 P: 14	R: 0 E: 0 K: 0 S: 7	H: 0 LOB: 1 BB: 1 P: 15	1B: 0 2B: 0 3B: 0 HR: 4	SF: 0 SAC: 0 DP: 0 HBP: 0	WP: 0 PA: 34 PB: 0 SB: 1 CS: 0
PITCHER	IP WLS BF H R ER SO BB IBB HBP BLK WP HR S P ERA WHIP	IP WLS BF H R ER SO BB IBB HBP BLK WP HR S P ERA WHIP	IP WLS BF H R ER SO BB IBB HBP BLK WP HR S P ERA WHIP	IP WLS BF H R ER SO BB IBB HBP BLK WP HR S P ERA WHIP	IP WLS BF H R ER SO BB IBB HBP BLK WP HR S P ERA WHIP	IP WLS BF H R ER SO BB IBB HBP BLK WP HR S P ERA WHIP	IP WLS BF H R ER SO BB IBB HBP BLK WP HR S P ERA WHIP	IP WLS BF H R ER SO BB IBB HBP BLK WP HR S P ERA WHIP	IP WLS BF H R ER SO BB IBB HBP BLK WP HR S P ERA WHIP	IP WLS BF H R ER SO BB IBB HBP BLK WP HR S P ERA WHIP	IP WLS BF H R ER SO BB IBB HBP BLK WP HR S P ERA WHIP	IP WLS BF H R ER SO BB IBB HBP BLK WP HR S P ERA WHIP	IP WLS BF H R ER SO BB IBB HBP BLK WP HR S P ERA WHIP	IP WLS BF H R ER SO BB IBB HBP BLK WP HR S P ERA WHIP	IP WLS BF H R ER SO BB IBB HBP BLK WP HR S P ERA WHIP	IP WLS BF H R ER SO BB IBB HBP BLK WP HR S P ERA WHIP	IP WLS BF H R ER SO BB IBB HBP BLK WP HR S P ERA WHIP	IP WLS BF H R ER SO BB IBB HBP BLK WP HR S P ERA WHIP	IP WLS BF H R ER SO BB IBB HBP BLK WP HR S P ERA WHIP	IP WLS BF H R ER SO BB IBB HBP BLK WP HR S P ERA WHIP	IP WLS BF H R ER SO BB IBB HBP BLK WP HR S P ERA WHIP

AB 31
R 6
H 4
RBI 6
BB 3
SO 3
LOB 1



Batter	1	2	3	4	5	6	7	8	9	AB	R	H	RBI	BB	SO	LOB	BOTTOM				
24 Michael Bourn, L (1,8) OBP: 0.353, SLG: 0.429	14 2B BB		K			F8		K		4	1	1	0	1	2	0	Los Angeles Dodgers @ Atlanta Braves Turner Field, Atlanta, GA Sat Aug 18 2012, 7:12 PM - 10:03 PM EDT Att: 42,219 - Cloudy - 79 F				
14 Martin Prado, R (1,7) OBP: 0.357, SLG: 0.431	26 BB 2B		G4-3			F8		K		5	1	2	2	0	1	1					
22 Jason Heyward, L (1,9) OBP: 0.349, SLG: 0.486	F7		G4-3			BB		K		4	0	0	0	1	2	2					
10 Chipper Jones, S (1,5) OBP: 0.391, SLG: 0.525	26 BB IBB		G4-3			F7		4 BB 26 BB BB		3	0	1	0	2	0	1					
5 Freddie Freeman, L (1,3) OBP: 0.342, SLG: 0.454	P5		G3			G4-3		L8		4	0	0	0	0	0	4					
26 Dan Uggla, R (1,4) OBP: 0.347, SLG: 0.377	1-2 2-3 BB					F9		4 BB BB		1	0	0	0	3	0	0					
8 David Ross, R (1,2) OBP: 0.351, SLG: 0.449	K		G6-3			G6-3		K		4	0	0	0	0	2	6					
4 Paul Janish, R (1,6) OBP: 0.310, SLG: 0.274	F8		F8			K		K		3	0	1	0	1	1	1					
30 Ben Sheets, R (1,1) ERA: 3.07			K			K		K		2	0	0	0	0	2	1					
43 Luis Avilan, L (7,1) ERA: 3.38										0	0	0	0	0	0	0					
20 Eric Hinske, L (7,1) ERA: 3.72										0	0	0	0	0	0	0					
50 Cristhian Martinez, R (8,1) ERA: 3.46										0	0	0	0	0	0	0					
25 Juan Francisco, L (8,1) ERA: 3.46										0	0	0	0	0	0	0					
39 Jonny Venters, L (9,1)										0	0	0	0	0	0	0					
Inning Stats	R: 1 E: 0 K: 1 S: 8	H: 1 LOB: 3 BB: 3 P: 26	R: 0 E: 0 K: 2 S: 8	H: 0 LOB: 0 BB: 0 P: 10	R: 0 E: 0 K: 0 S: 5	H: 1 LOB: 1 BB: 0 P: 10	R: 0 E: 0 K: 1 S: 10	H: 1 LOB: 1 BB: 0 P: 18	R: 0 E: 0 K: 0 S: 5	H: 0 LOB: 1 BB: 1 P: 14	R: 0 E: 0 K: 2 S: 11	H: 0 LOB: 1 BB: 1 P: 21	R: 0 E: 0 K: 3 S: 17	H: 1 LOB: 0 BB: 0 P: 24	R: 0 E: 0 K: 1 S: 10	H: 0 LOB: 3 BB: 3 P: 26	R: 1 E: 0 K: 2 S: 11	H: 1 LOB: 0 BB: 0 P: 12	1B: 0 2B: 3 3B: 1 HR: 1	SF: 0 SAC: 0 DP: 0 HBP: 0	WP: 0 PA: 40 PB: 0 SB: 0 CS: 0
PITCHER	IP WLS BF H R ER SO BB IBB HBP BLK WP HR S P ERA WHIP	IP WLS BF H R ER SO BB IBB HBP BLK WP HR S P ERA WHIP	IP WLS BF H R ER SO BB IBB HBP BLK WP HR S P ERA WHIP	IP WLS BF H R ER SO BB IBB HBP BLK WP HR S P ERA WHIP	IP WLS BF H R ER SO BB IBB HBP BLK WP HR S P ERA WHIP	IP WLS BF H R ER SO BB IBB HBP BLK WP HR S P ERA WHIP	IP WLS BF H R ER SO BB IBB HBP BLK WP HR S P ERA WHIP	IP WLS BF H R ER SO BB IBB HBP BLK WP HR S P ERA WHIP	IP WLS BF H R ER SO BB IBB HBP BLK WP HR S P ERA WHIP	IP WLS BF H R ER SO BB IBB HBP BLK WP HR S P ERA WHIP	IP WLS BF H R ER SO BB IBB HBP BLK WP HR S P ERA WHIP	IP WLS BF H R ER SO BB IBB HBP BLK WP HR S P ERA WHIP	IP WLS BF H R ER SO BB IBB HBP BLK WP HR S P ERA WHIP	IP WLS BF H R ER SO BB IBB HBP BLK WP HR S P ERA WHIP	IP WLS BF H R ER SO BB IBB HBP BLK WP HR S P ERA WHIP	IP WLS BF H R ER SO BB IBB HBP BLK WP HR S P ERA WHIP	IP WLS BF H R ER SO BB IBB HBP BLK WP HR S P ERA WHIP	IP WLS BF H R ER SO BB IBB HBP BLK WP HR S P ERA WHIP	IP WLS BF H R ER SO BB IBB HBP BLK WP HR S P ERA WHIP	IP WLS BF H R ER SO BB IBB HBP BLK WP HR S P ERA WHIP	IP WLS BF H R ER SO BB IBB HBP BLK WP HR S P ERA WHIP

AB 32
R 2
H 5
RBI 2
BB 8
SO 12
LOB 19




Batter	1	2	3	4	5	6	7	8	9	AB	R	H	RBI	BB	SO	LOB	TOP								
8 Shane Victorino, S OBP: 0.323, SLG: 0.398	G5-3		F9		P3			16 WP, 14 1B	14 2B	4	1	1	0	1	0	5	Los Angeles Dodgers @ Atlanta Braves Turner Field, Atlanta, GA Sun Aug 19 2012, 1:40 PM - 4:31 PM EDT Att: 26,798 - Partly Cloudy - 77 F								
14 Mark Ellis, R OBP: 0.355, SLG: 0.354	F8		G4-6-3		F8			16 WP	27 F9	5	0	2	4	0	0	5									
27 Matt Kemp, R OBP: 0.407, SLG: 0.605	F9			F9		G5-3		F8	F9	5	0	0	0	0	0	3									
13 Hanley Ramirez, R OBP: 0.333, SLG: 0.448		L8		G6-3		F9		P3	K	5	0	0	0	0	1	3									
16 Andre Ethier, L OBP: 0.352, SLG: 0.446		K		K		G3-1				3	0	0	0	1	2	0									
21 Juan Rivera, R OBP: 0.277, SLG: 0.348					F9					3	0	0	0	0	0	0									
7 James Loney, L OBP: 0.303, SLG: 0.347		G6-3					L4	L3		1	0	0	0	0	0	3									
47 Luis Alfonso Cruz, R OBP: 0.259, SLG: 0.474							F9		G6-3	4	1	2	1	0	0	0									
57 Scott Elbert, L										0	0	0	0	0	0	0									
17 A.J. Ellis, R OBP: 0.385, SLG: 0.426							L5		8 BB, 14 2B	4	1	3	0	0	0	0									
58 Chad Billingsley, R OBP: 0.190, SLG: 0.220										1	0	1	0	0	0	0									
5 Juan Uribe, R OBP: 0.250, SLG: 0.290										0	1	0	0	1	0	0									
51 Ronald Belisario, R										0	0	0	0	0	0	0									
3 Adam Kennedy, L OBP: 0.335, SLG: 0.340										1	1	1	0	0	0	0									
Inning Stats	R: 0 E: 0 K: 0 S: 7	H: 0 LOB: 0 BB: 0 P: 11	R: 0 E: 0 K: 1 S: 7	H: 0 LOB: 0 BB: 0 P: 10	R: 0 E: 0 K: 0 S: 14	H: 2 LOB: 2 BB: 0 P: 22	R: 0 E: 0 K: 1 S: 6	H: 0 LOB: 0 BB: 0 P: 9	R: 1 E: 0 K: 0 S: 16	H: 3 LOB: 2 BB: 0 P: 23	R: 0 E: 0 K: 0 S: 7	H: 0 LOB: 0 BB: 0 P: 8	R: 0 E: 0 K: 0 S: 7	H: 0 LOB: 0 BB: 0 P: 14	R: 1 E: 0 K: 0 S: 14	H: 2 LOB: 3 BB: 2 P: 27	R: 3 E: 0 K: 1 S: 19	H: 3 LOB: 1 BB: 1 P: 28	1B: 7 2B: 2 3B: 0 HR: 1	SF: 0 SAC: 1 DP: 1 HBP: 0	WP: 1 PB: 0 SB: 0 CS: 0	PA: 40			
PITCHER	IP	WLS	BF	H	R	ER	SO	BB	IBB	HBP	BLK	WP	HR	S	P	ERA	WHIP								
36 Mike Minor, L ERA: 4.74	7.0	L	26	5	1	1	2	0	0	0	0	0	1	64	97	1.29	0.714								
32 Chad Durbin, R ERA: 3.19	0.2		5	2	1	1	0	1	0	0	0	0	0	6	15	13.50	4.500								
43 Luis Avilán, L ERA: 3.38	0.0		1	0	0	0	0	1	0	0	0	1	0	1	5	∞	∞								
50 Cristhian Martinez, R ERA: 4.1	1.1		8	3	3	3	1	1	0	0	0	0	0	23	35	20.25	3.000								

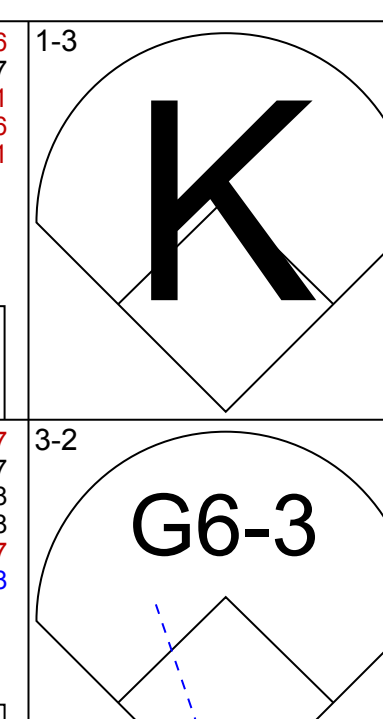
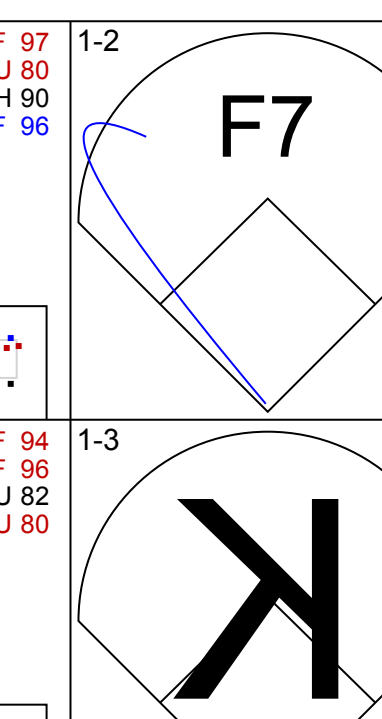
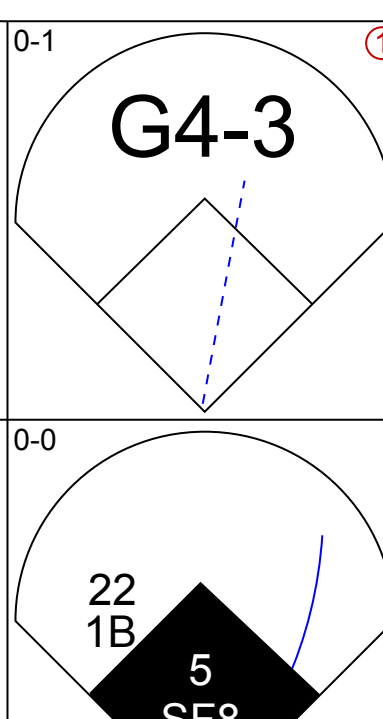
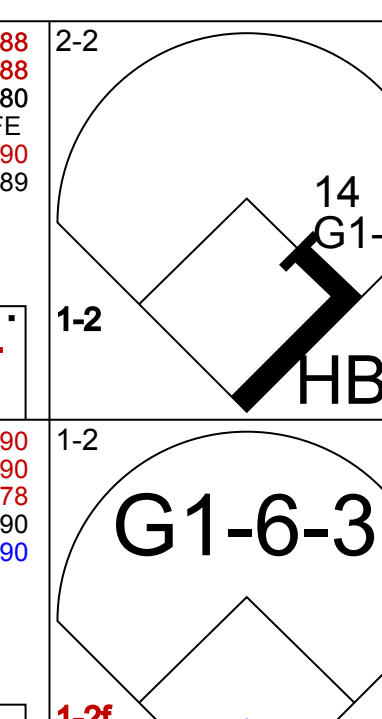
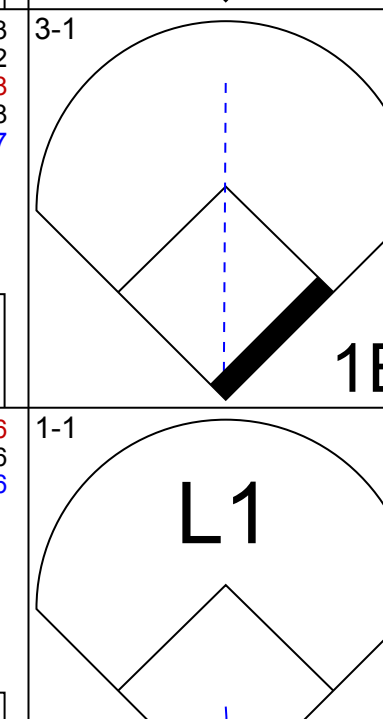

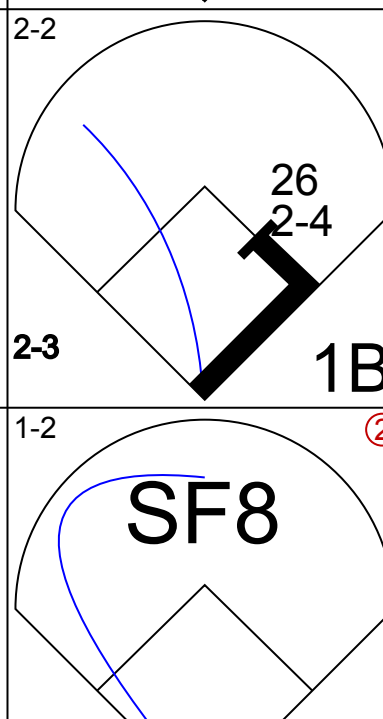


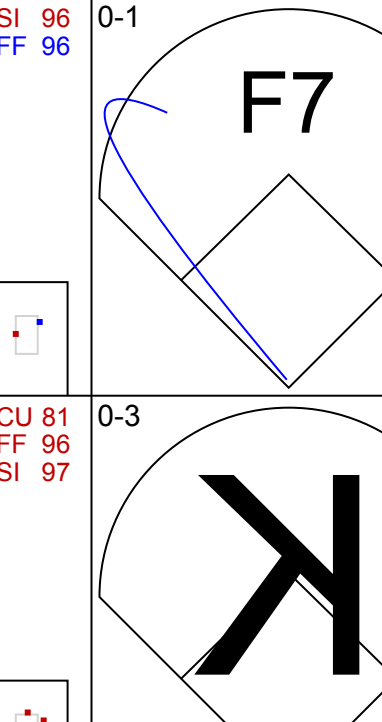
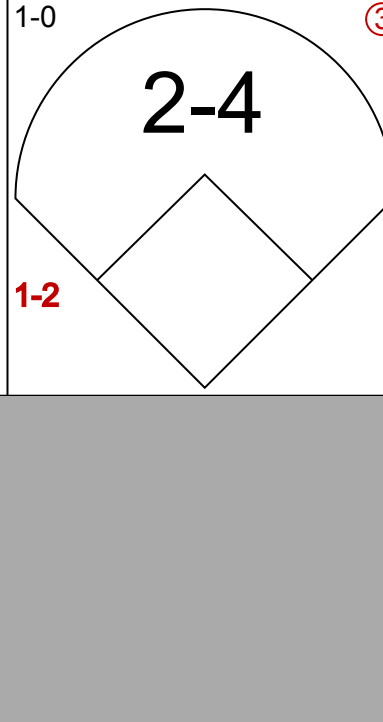
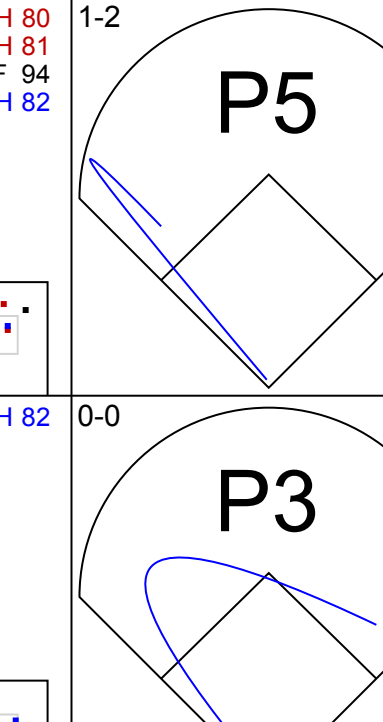



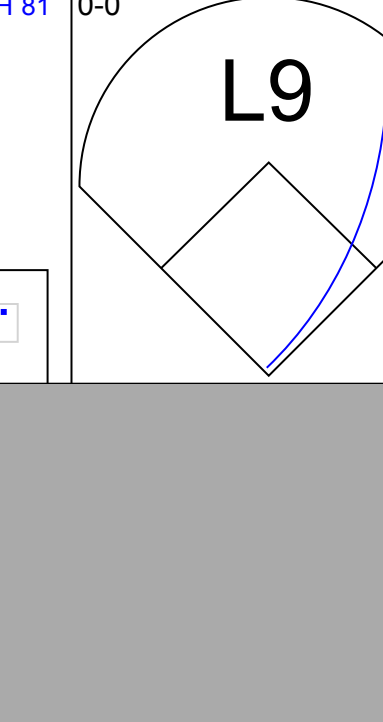
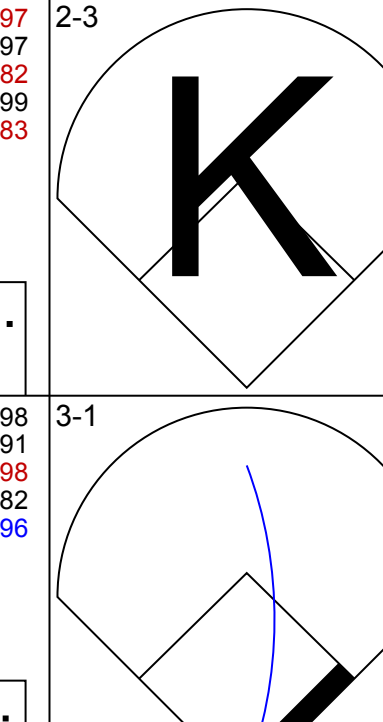
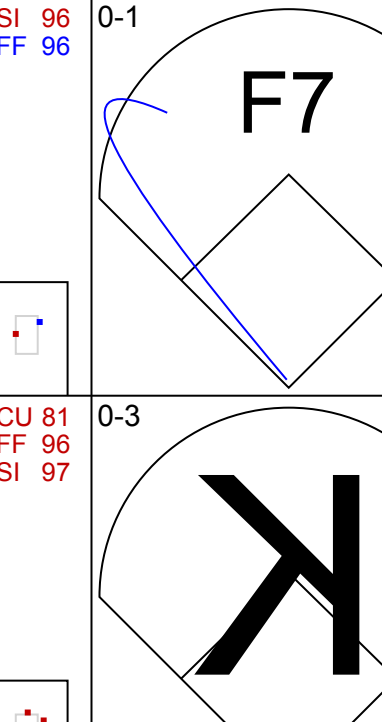
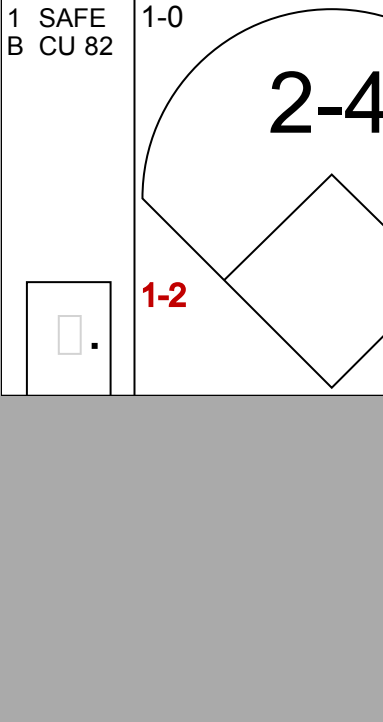
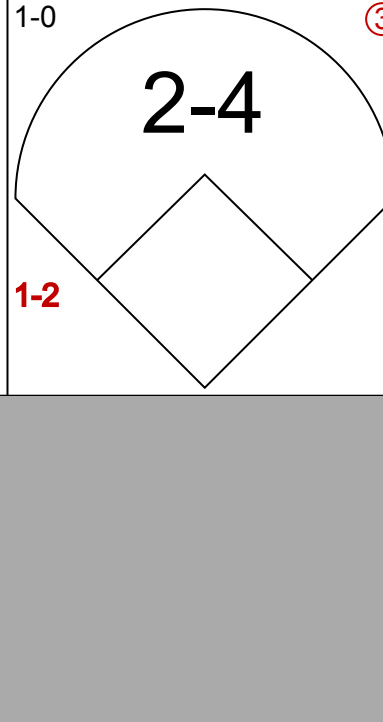
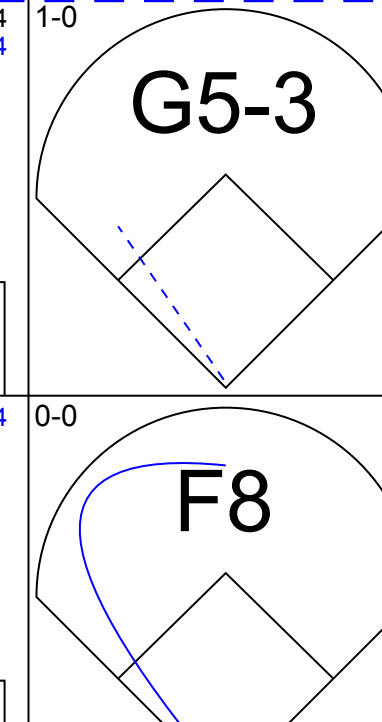
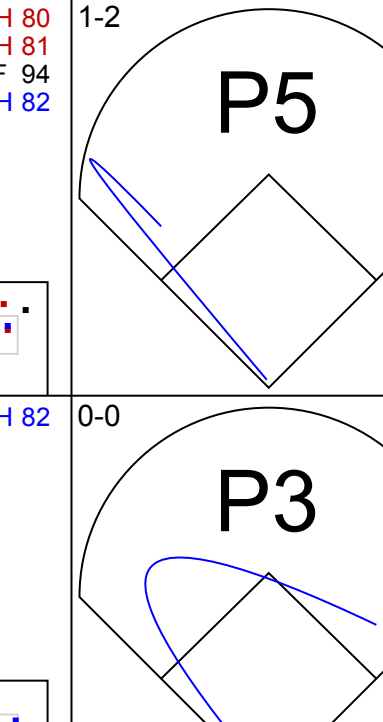
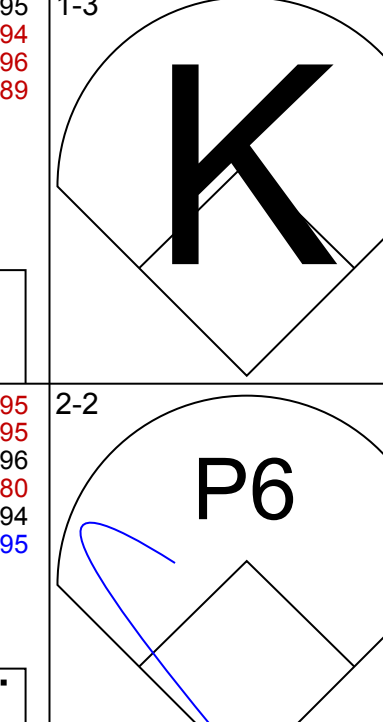

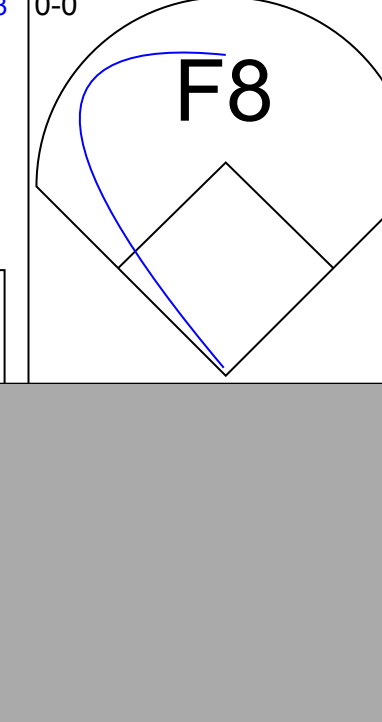
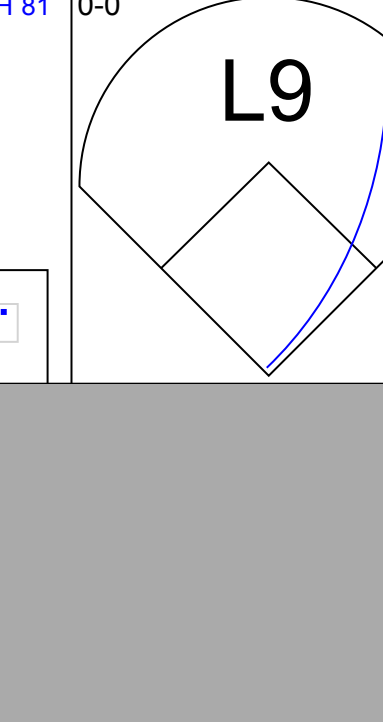

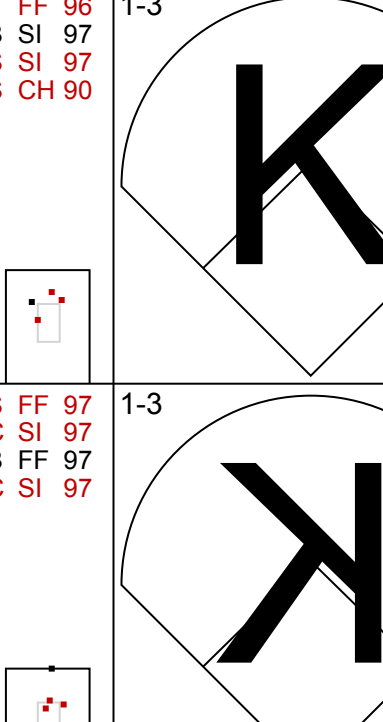


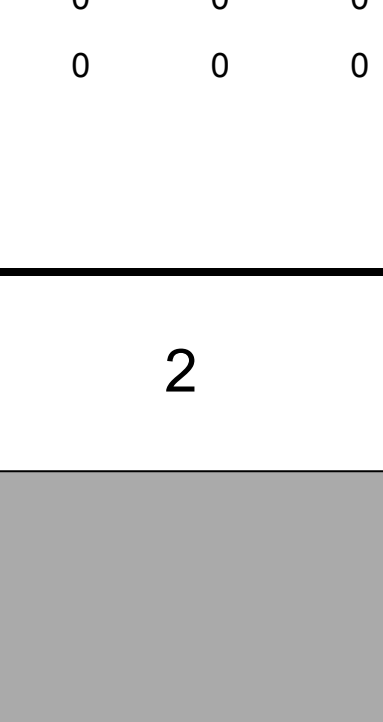
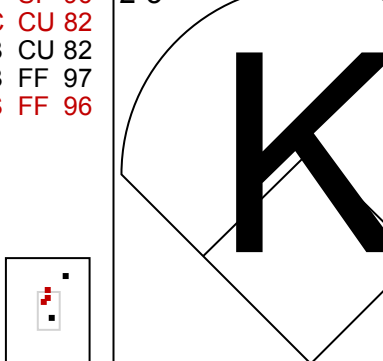
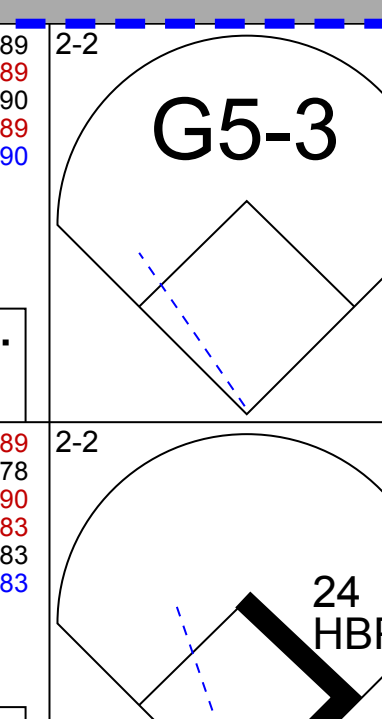
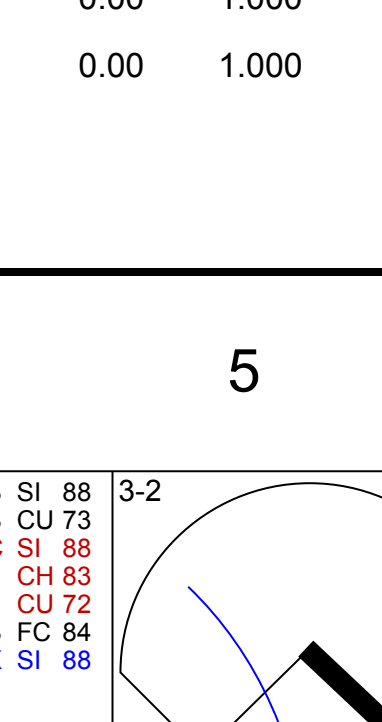
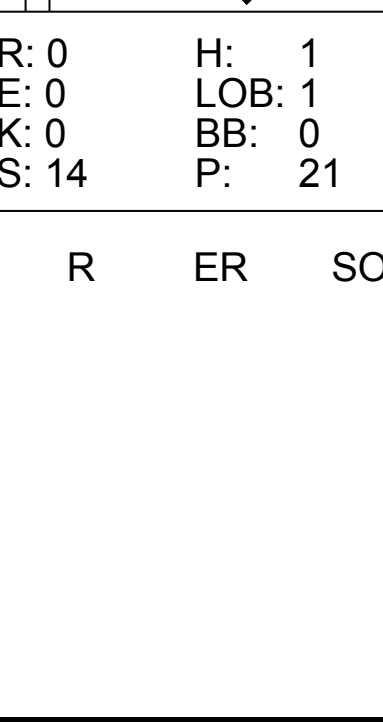
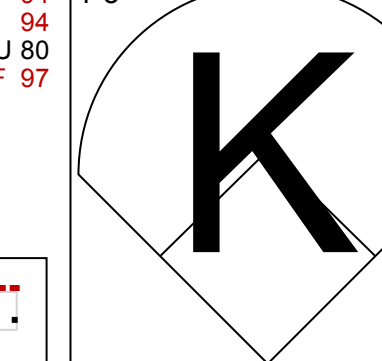
AB	36
R	5
H	10
RBI	5
BB	3
SO	3
LOB	19

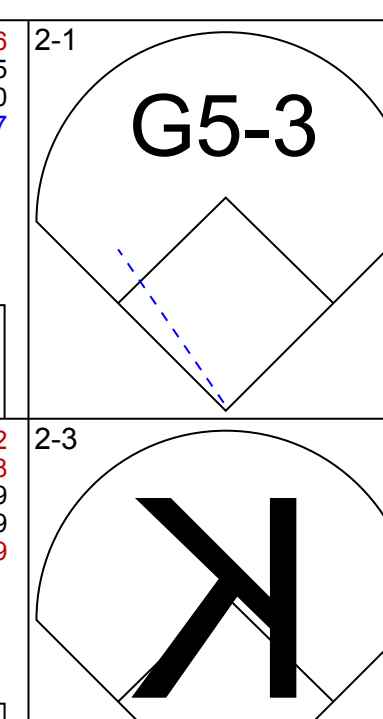
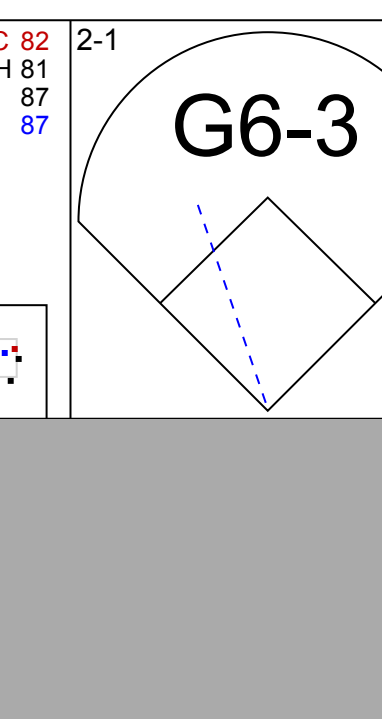
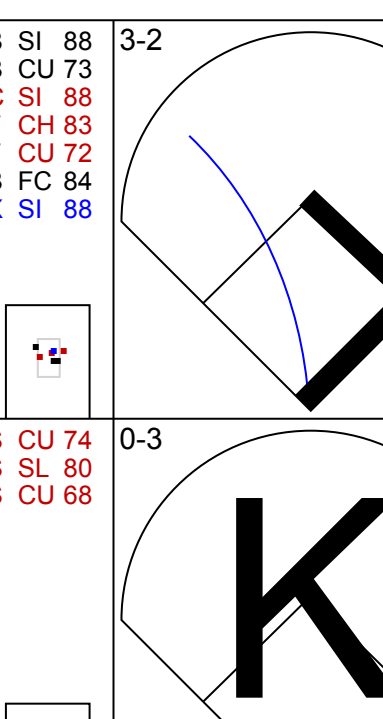
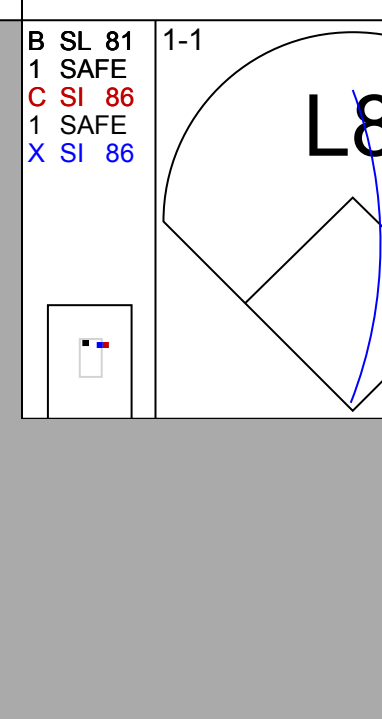


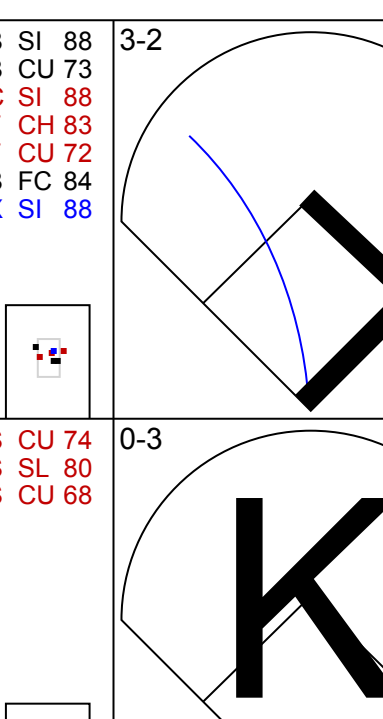
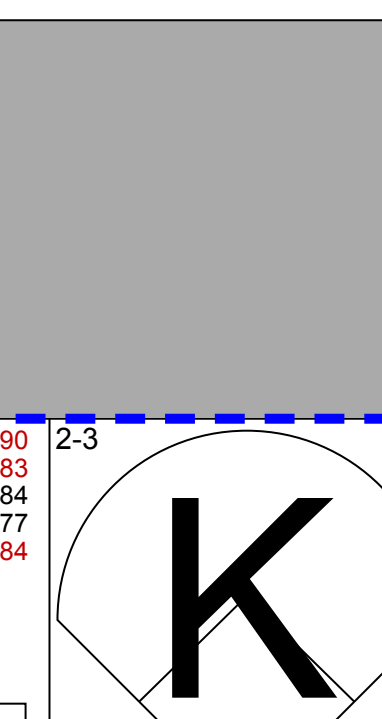
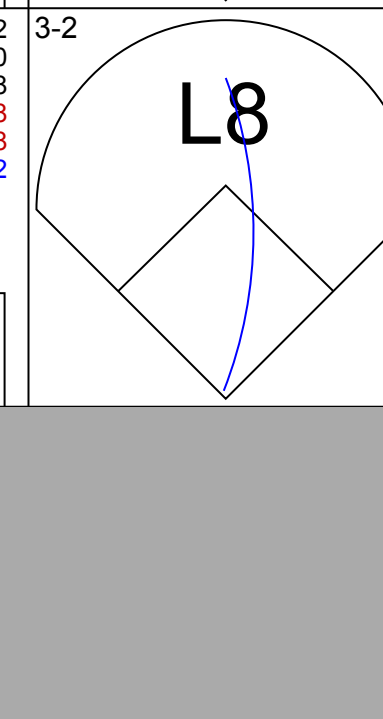
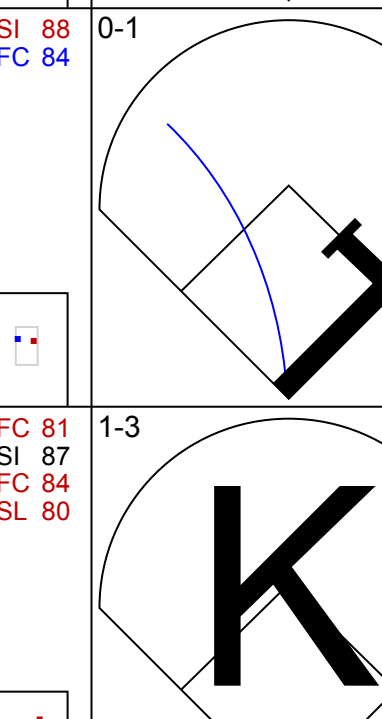
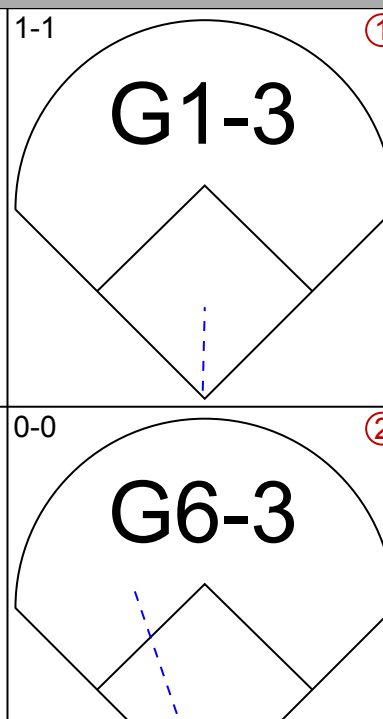
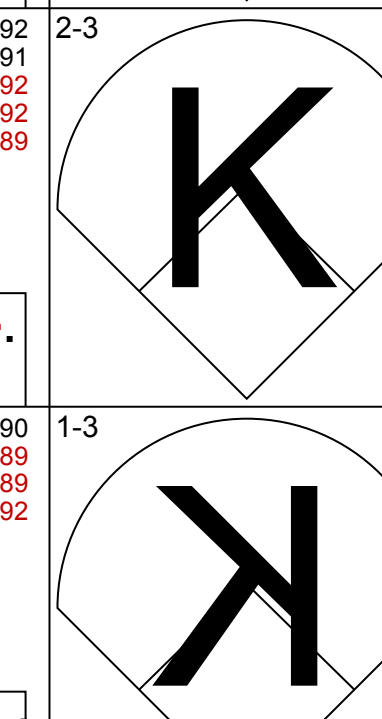
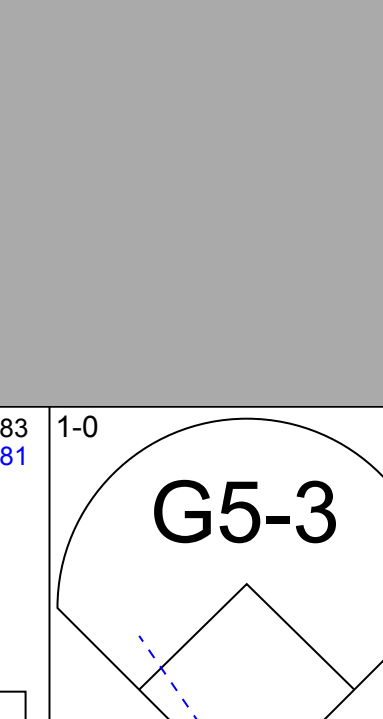
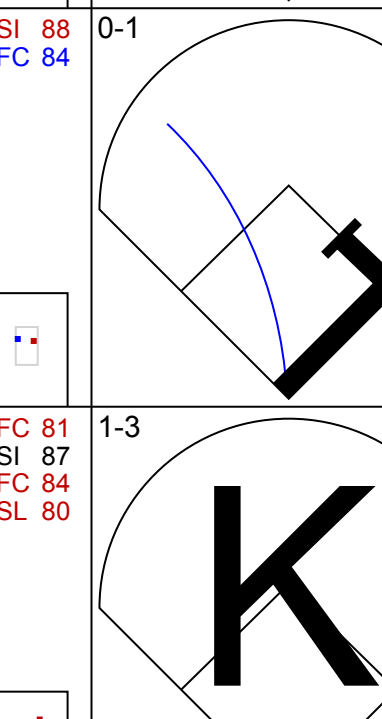
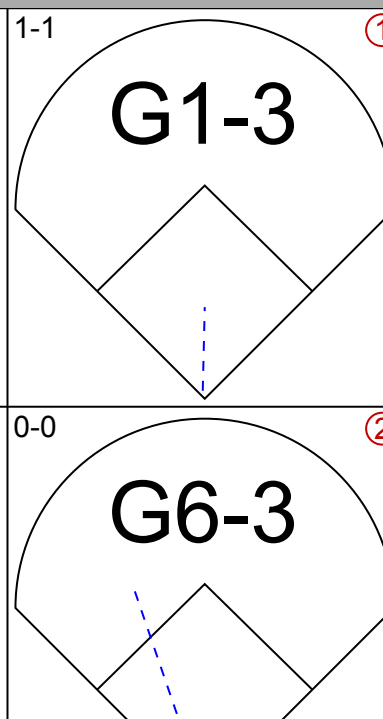
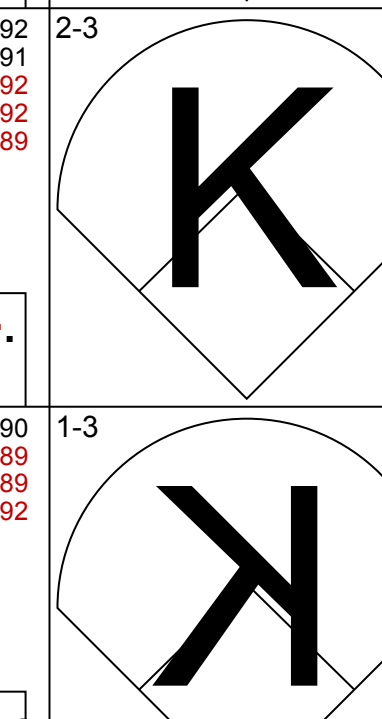
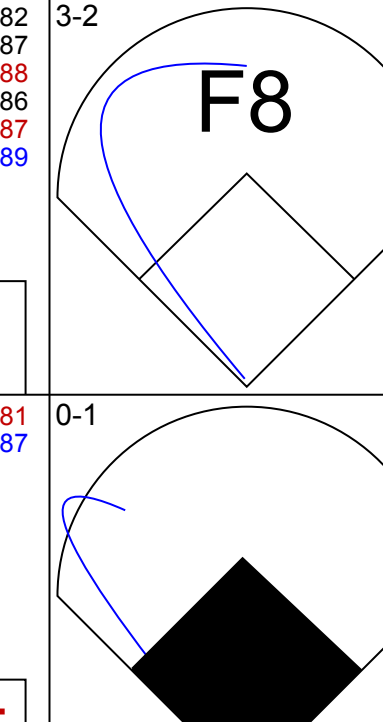
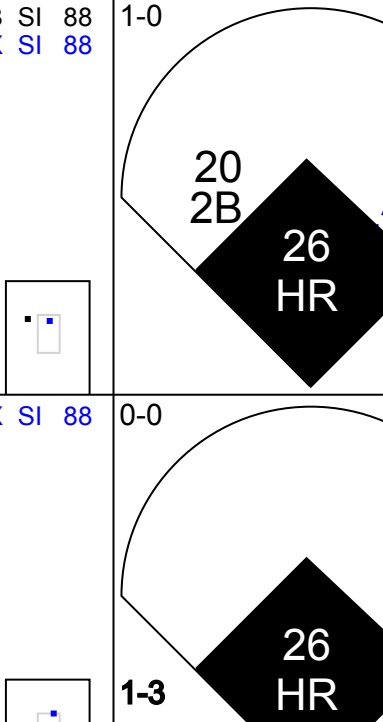

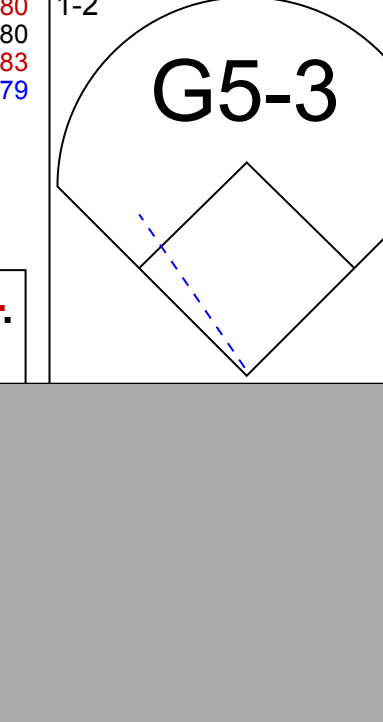
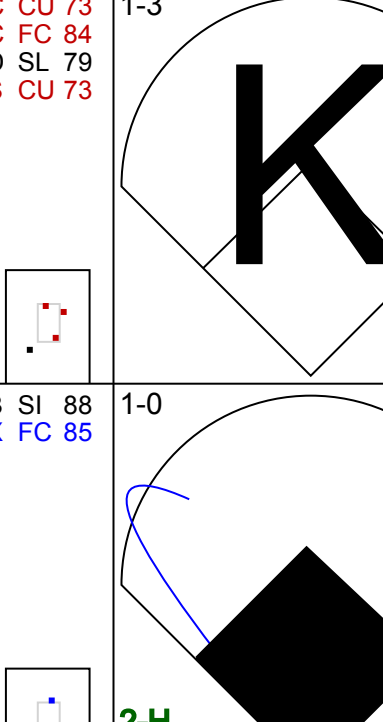

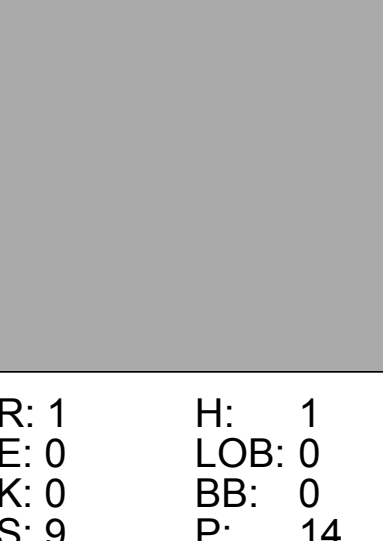
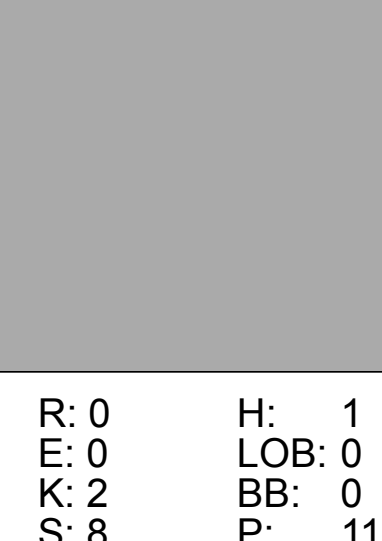
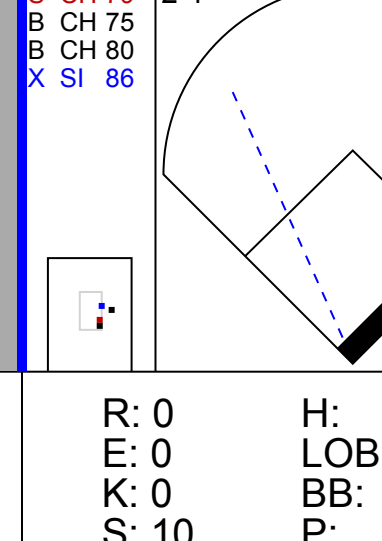
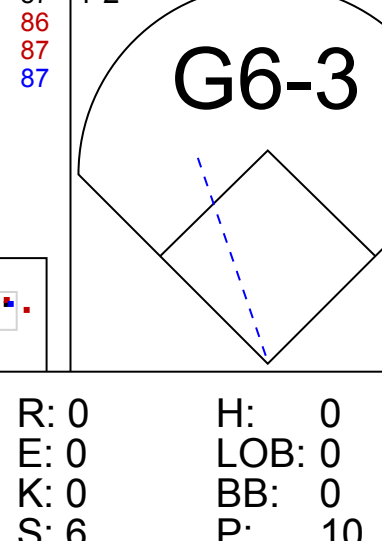
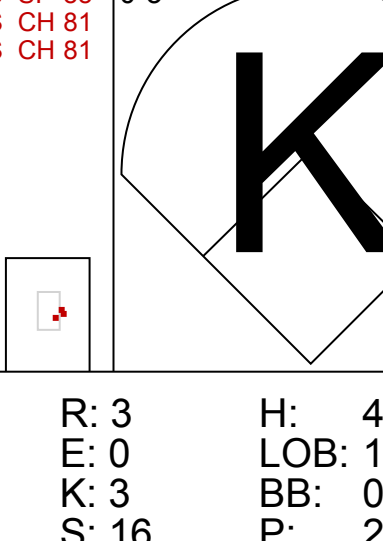
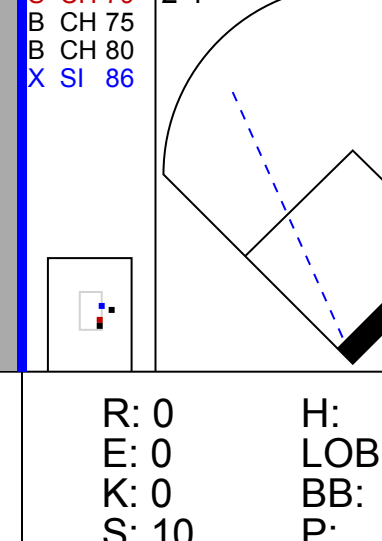





Batter	1	2	3	4	5	6	7	8	9	AB	R	H	RBI	BB	SO	LOB	BOTTOM								
24 Michael Bourn, L OBP: 0.354, SLG: 0.429	G4-6-3			F9		G4-3		F7		3	0	1	0	1	0	0	Los Angeles Dodgers @ Atlanta Braves Turner Field, Atlanta, GA Sun Aug 19 2012, 1:40 PM - 4:31 PM EDT Att: 26,798 - Partly Cloudy - 77 F								
14 Martín Prado, R OBP: 0.354, SLG: 0.427	K			G4-3		G4-3		G6-3		4	0	0	0	0	1	2									
22 Jason Heyward, L OBP: 0.348, SLG: 0.488	G4-6-3									4	0	1	0	0	1	2									
5 Freddie Freeman, L OBP: 0.341, SLG: 0.451		G6-3							K	3	0	0	0	1	1	0									
26 Dan Uggla, R OBP: 0.345, SLG: 0.374		G6-3								3	0	0	0	0	0	2									
25 Juan Francisco, L OBP: 0.310, SLG: 0.481										3	0	1	0	0	0	0									
16 Brian McCann, L OBP: 0.304, SLG: 0.419										3	0	0	0	0	1	1									
4 Paul Janish, R OBP: 0.302, SLG: 0.267										3	0	0	0	0	1	0									
36 Mike Minor, R OBP: 0.048, SLG: 0.024										2	0	0	0	0	1	0									
32 Chad Durbin, R										0	0	0	0	0	0	0									
43 Luis Avilán, L OBP: 0.333, SLG: 0.333										0	0	0	0	0	0	0									
50 Cristhian Martinez, R										0	0	0	0	0	0	0									
11 Reed Johnson, R OBP: 0.356, SLG: 0.432										1	0	0	0	0	1	0									
Inning Stats	R: 0 E: 0 K: 1 S: 6	H: 0 LOB: 0 BB: 1 P: 11	R: 0 E: 0 K: 0 S: 6	H: 0 LOB: 0 BB: 0 P: 13	R: 0 E: 0 K: 2 S: 9	H: 0 LOB: 0 BB: 0 P: 9	R: 0 E: 0 K: 0 S: 19	H: 1 LOB: 2 BB: 1 P: 30	R: 0 E: 0 K: 0 S: 6	H: 0 LOB: 0 BB: 0 P: 10	R: 0 E: 0 K: 1 S: 8	H: 1 LOB: 0 BB: 0 P: 13	R: 0 E: 0 K: 0 S: 9	H: 1 LOB: 1 BB: 0 P: 15	R: 0 E: 0 K: 2 S: 8	H: 0 LOB: 0 BB: 0 P: 13	R: 0 E: 0 K: 1 S: 11	H: 0 LOB: 0 BB: 0 P: 16	1B: 2 2B: 0 3B: 1 HR: 0	SF: 0 SAC: 0 DP: 1 HBP: 0	WP: 0 PB: 0 SB: 1 CS: 0	PA: 31			
PITCHER	IP	WLS	BF	H	R	ER	SO	BB	IBB	HBP	BLK	WP	HR	S	P	ERA	WHIP								
58 Chad Billingsley, R ERA: 3.44	7.0		25	3	0	0	4	2	0	0	0	0	0	63	101	0.00	0.714								
51 Ronald Belisario, R ERA: 3.0	1.0	H	3	0	0	0	2	0	0	0	0	0	0	8	13	0.00	0.000								
57 Scott Elbert, L ERA: 2.37	1.0		3	0	0	0	1	0	0	0	0	0	0	11	16	0.00	0.000								

AB	29
R	0
H	3
RBI	0
BB	2
SO	7
LOB	7



Batter	1	2	3	4	5	6	7	8	9	AB	R	H	RBI	BB	SO	LOB	TOP						
24 Michael Bourn, L (1,8) OBP: 0.353, SLG: 0.422										3	0	0	0	0	1	0	<p>Atlanta Braves @ Washington Nationals Nationals Park, Washington, DC Tue Aug 21 2012, 7:08 PM - 10:22 PM EDT Att: 33,888 - Overcast - 77 F</p>						
14 Martin Prado, R (1,7) OBP: 0.355, SLG: 0.432										4	1	1	0	0	1	2							
22 Jason Heyward, L (1,9) OBP: 0.352, SLG: 0.495										4	0	3	0	0	1	0							
5 Freddie Freeman, L (1,3) OBP: 0.345, SLG: 0.451										2	0	0	1	1	0	2							
26 Dan Uggla, R (1,4) OBP: 0.340, SLG: 0.370										4	0	0	0	0	1	3							
16 Brian McCann, L (1,2) OBP: 0.306, SLG: 0.416										4	0	1	0	0	1	3							
25 Juan Francisco, L (1,5) OBP: 0.301, SLG: 0.466										4	0	0	0	0	2	3							
4 Paul Janish, R (1,6) OBP: 0.297, SLG: 0.258										3	0	0	0	0	1	1							
17 Paul Maholm, L (1,1) OBP: 0.098, SLG: 0.122										2	0	0	0	0	2	0							
11 Reed Johnson, R (8,PH) OBP: 0.357, SLG: 0.433										1	0	1	0	0	0	0							
32 Chad Durbin, R (8,1) OBP: 0.357, SLG: 0.433										0	0	0	0	0	0	0							
Inning Stats	R: 0 E: 0 K: 1 S: 11	H: 1 LOB: 1 BB: 0 P: 19	R: 0 E: 0 K: 2 S: 12	H: 1 LOB: 1 BB: 0 P: 20	R: 0 E: 0 K: 2 S: 9	H: 0 LOB: 0 BB: 0 P: 12	R: 0 E: 0 K: 2 S: 11	H: 0 LOB: 1 BB: 1 P: 17	R: 0 E: 0 K: 3 S: 9	H: 0 LOB: 0 BB: 0 P: 13	R: 1 E: 0 K: 0 S: 9	H: 2 LOB: 1 BB: 0 P: 13	R: 0 E: 0 K: 0 S: 3	H: 0 LOB: 0 BB: 0 P: 4	R: 0 E: 0 K: 0 S: 14	H: 1 LOB: 1 BB: 0 P: 21	R: 0 E: 1 K: 0 S: 10	H: 1 LOB: 2 BB: 0 P: 16	1B: 5 2B: 1 3B: 0 HR: 0	SF: 1 SAC: 0 DP: 1 HBP: 1	WP: 0 PB: 0 SB: 1 CS: 0	PA: 34	
PITCHER	IP WLS BF H R ER SO BB IBB HBP BLK WP HR S P ERA WHIP	IP WLS BF H R ER SO BB IBB HBP BLK WP HR S P ERA WHIP	IP WLS BF H R ER SO BB IBB HBP BLK WP HR S P ERA WHIP	IP WLS BF H R ER SO BB IBB HBP BLK WP HR S P ERA WHIP	IP WLS BF H R ER SO BB IBB HBP BLK WP HR S P ERA WHIP	IP WLS BF H R ER SO BB IBB HBP BLK WP HR S P ERA WHIP	IP WLS BF H R ER SO BB IBB HBP BLK WP HR S P ERA WHIP	IP WLS BF H R ER SO BB IBB HBP BLK WP HR S P ERA WHIP	IP WLS BF H R ER SO BB IBB HBP BLK WP HR S P ERA WHIP	IP WLS BF H R ER SO BB IBB HBP BLK WP HR S P ERA WHIP	IP WLS BF H R ER SO BB IBB HBP BLK WP HR S P ERA WHIP	IP WLS BF H R ER SO BB IBB HBP BLK WP HR S P ERA WHIP	IP WLS BF H R ER SO BB IBB HBP BLK WP HR S P ERA WHIP	IP WLS BF H R ER SO BB IBB HBP BLK WP HR S P ERA WHIP	IP WLS BF H R ER SO BB IBB HBP BLK WP HR S P ERA WHIP	IP WLS BF H R ER SO BB IBB HBP BLK WP HR S P ERA WHIP	IP WLS BF H R ER SO BB IBB HBP BLK WP HR S P ERA WHIP	IP WLS BF H R ER SO BB IBB HBP BLK WP HR S P ERA WHIP	IP WLS BF H R ER SO BB IBB HBP BLK WP HR S P ERA WHIP	IP WLS BF H R ER SO BB IBB HBP BLK WP HR S P ERA WHIP	IP WLS BF H R ER SO BB IBB HBP BLK WP HR S P ERA WHIP	IP WLS BF H R ER SO BB IBB HBP BLK WP HR S P ERA WHIP	IP WLS BF H R ER SO BB IBB HBP BLK WP HR S P ERA WHIP

Batter	1	2	3	4	5	6	7	8	9	AB	R	H	RBI	BB	SO	LOB	BOTTOM						
28 Javon Werth, R (1,9) OBP: 0.409, SLG: 0.472										4	0	1	0	0	0	1	<p>Atlanta Braves @ Washington Nationals Nationals Park, Washington, DC Tue Aug 21 2012, 7:08 PM - 10:22 PM EDT Att: 33,888 - Overcast - 77 F</p>						
34 Bryce Harper, L (1,8) OBP: 0.322, SLG: 0.412										4	0	0	0	0	4	1							
11 Ryan Zimmerman, R (1,5) OBP: 0.353, SLG: 0.459										4	0	1	0	0	1	0							
38 Michael Morse, R (1,7) OBP: 0.312, SLG: 0.460										4	0	0	0	0	2	0							
2 Roger Bernadina, L (9,7) OBP: 0.375, SLG: 0.399										0	0	0	0	0	0	0							
25 Adam LaRoche, L (1,3) OBP: 0.337, SLG: 0.488										2	1	1	0	1	0	0							
20 Ian Desmond, R (1,6) OBP: 0.319, SLG: 0.507										3	2	2	1	0	0	1							
8 Danny Espinosa, S (1,4) OBP: 0.319, SLG: 0.413										3	0	0	0	0	1	2							
26 Jesus Flores, R (1,2) OBP: 0.255, SLG: 0.327										3	1	1	3	0	0	0							
37 Stephen Strasburg, R (1,1) OBP: 0.340, SLG: 0.442										2	0	0	0	0	1	0							
22 Drew Storen, S (7,1) OBP: 0.332, SLG: 0.385										0	0	0	0	0	0	0							
1 Steve Lombardozzi, S (7,PH) OBP: 0.332, SLG: 0.385										1	0	1	0	0	0	0							
17 Sean Burnett, L (8,1) OBP: 0.357, SLG: 0.433										0	0	0	0	0	0	0							
36 Tyler Clippard, R (9,1) OBP: 0.357, SLG: 0.433										0	0	0	0	0	0	0							
Inning Stats	R: 0 E: 0 K: 1 S: 8	H: 0 LOB: 0 BB: 0 P: 15	R: 1 E: 0 K: 0 S: 9	H: 1 LOB: 0 BB: 0 P: 14	R: 0 E: 0 K: 0 S: 6	H: 0 LOB: 0 BB: 0 P: 10	R: 0 E: 0 K: 2 S: 8	H: 1 LOB: 0 BB: 0 P: 11	R: 3 E: 0 K: 3 S: 16	H: 4 LOB: 1 BB: 0 P: 22	R: 0 E: 0 K: 0 S: 5	H: 0 LOB: 1 BB: 1 P: 10	R: 0 E: 0 K: 0 S: 10	H: 1 LOB: 1 BB: 0 P: 17	R: 0 E: 0 K: 3 S: 9	H: 0 LOB: 0 BB: 0 P: 14	1B: 3 2B: 2 3B: 0 HR: 2	SF: 0 SAC: 0 DP: 0 HBP: 0	WP: 0 PB: 0 SB: 0 CS: 0	PA: 31			
PITCHER	IP WLS BF H R ER SO BB IBB HBP BLK WP HR S P ERA WHIP	IP WLS BF H R ER SO BB IBB HBP BLK WP HR S P ERA WHIP	IP WLS BF H R ER SO BB IBB HBP BLK WP HR S P ERA WHIP	IP WLS BF H R ER SO BB IBB HBP BLK WP HR S P ERA WHIP	IP WLS BF H R ER SO BB IBB HBP BLK WP HR S P ERA WHIP	IP WLS BF H R ER SO BB IBB HBP BLK WP HR S P ERA WHIP	IP WLS BF H R ER SO BB IBB HBP BLK WP HR S P ERA WHIP	IP WLS BF H R ER SO BB IBB HBP BLK WP HR S P ERA WHIP	IP WLS BF H R ER SO BB IBB HBP BLK WP HR S P ERA WHIP	IP WLS BF H R ER SO BB IBB HBP BLK WP HR S P ERA WHIP	IP WLS BF H R ER SO BB IBB HBP BLK WP HR S P ERA WHIP	IP WLS BF H R ER SO BB IBB HBP BLK WP HR S P ERA WHIP	IP WLS BF H R ER SO BB IBB HBP BLK WP HR S P ERA WHIP	IP WLS BF H R ER SO BB IBB HBP BLK WP HR S P ERA WHIP	IP WLS BF H R ER SO BB IBB HBP BLK WP HR S P ERA WHIP	IP WLS BF H R ER SO BB IBB HBP BLK WP HR S P ERA WHIP	IP WLS BF H R ER SO BB IBB HBP BLK WP HR S P ERA WHIP	IP WLS BF H R ER SO BB IBB HBP BLK WP HR S P ERA WHIP	IP WLS BF H R ER SO BB IBB HBP BLK WP HR S P ERA WHIP	IP WLS BF H R ER SO BB IBB HBP BLK WP HR S P ERA WHIP	IP WLS BF H R ER SO BB IBB HBP BLK WP HR S P ERA WHIP	IP WLS BF H R ER SO BB IBB HBP BLK WP HR S P ERA WHIP	IP WLS BF H R ER SO BB IBB HBP BLK WP HR S P ERA WHIP

AB	31
R	1
H	6
RBI	1
BB	1
SO	10
LOB	14

AB	30
R	4
H	7
RBI	4
BB	1
SO	9
LOB	5



Batter	1	2	3	4	5	6	7	8	9	AB	R	H	RBI	BB	SO	LOB	TOP								
14 Martin Prado, R OBP: 0.356, SLG: 0.437										4	0	2	2	0	1	0	Atlanta Braves @ Washington Nationals Nationals Park, Washington, DC Wed Aug 22 2012, 7:35 PM - 10:25 PM EDT Att. 29,111 - Rain - 74 F								
11 Reed Johnson, R OBP: 0.395, SLG: 0.429										4	0	1	0	0	1	2									
22 Jason Heyward, L OBP: 0.353, SLG: 0.495										4	0	2	0	0	1	1									
10 Chipper Jones, S OBP: 0.388, SLG: 0.516										4	1	1	0	0	0	3									
5 Freddie Freeman, L OBP: 0.344, SLG: 0.452										4	1	1	0	0	1	3									
8 David Ross, R OBP: 0.348, SLG: 0.446										3	0	1	1	0	0	2									
1 Tyler Pastornicky, R 24 Michael Bourn, L OBP: 0.354, SLG: 0.423										3	1	0	0	0	0	1									
4 Paul Janish, R OBP: 0.289, SLG: 0.250										4	0	0	0	0	3	1									
54 Kris Medlen, S 34 Eric O'Flaherty, L 26 Dan Uggla, R 46 Craig Kimbrel, R										2	1	0	0	0	1	0									
										0	0	0	0	0	0	0									
										1	0	0	0	0	1	0									
										0	0	0	0	0	0	0									
Inning Stats	R: 0 E: 0 K: 1 S: 12	H: 1 LOB: 1 BB: 0 P: 16	R: 0 E: 0 K: 1 S: 7	H: 0 LOB: 0 BB: 0 P: 8	R: 0 E: 0 K: 1 S: 8	H: 0 LOB: 0 BB: 0 P: 11	R: 0 E: 0 K: 0 S: 9	H: 2 LOB: 1 BB: 0 P: 12	R: 2 E: 0 K: 1 S: 11	H: 2 LOB: 1 BB: 1 P: 22	R: 0 E: 0 K: 0 S: 7	H: 2 LOB: 1 BB: 0 P: 14	R: 0 E: 0 K: 2 S: 9	H: 0 LOB: 0 BB: 0 P: 14	R: 0 E: 0 K: 2 S: 8	H: 0 LOB: 0 BB: 0 P: 12	R: 3 E: 1 K: 1 S: 11	H: 2 LOB: 0 BB: 0 P: 17	1B: 6 2B: 3 3B: 0 HR: 0	SF: 1 SAC: 0 DP: 2 HBP: 0	WP: 1 PB: 0 SB: 1 CS: 0	PA: 36			
PITCHER	IP WLS BF H R ER SO BB IBB HBP BLK WP HR S P ERA WHIP	IP WLS BF H R ER SO BB IBB HBP BLK WP HR S P ERA WHIP	IP WLS BF H R ER SO BB IBB HBP BLK WP HR S P ERA WHIP	IP WLS BF H R ER SO BB IBB HBP BLK WP HR S P ERA WHIP	IP WLS BF H R ER SO BB IBB HBP BLK WP HR S P ERA WHIP	IP WLS BF H R ER SO BB IBB HBP BLK WP HR S P ERA WHIP	IP WLS BF H R ER SO BB IBB HBP BLK WP HR S P ERA WHIP	IP WLS BF H R ER SO BB IBB HBP BLK WP HR S P ERA WHIP	IP WLS BF H R ER SO BB IBB HBP BLK WP HR S P ERA WHIP	IP WLS BF H R ER SO BB IBB HBP BLK WP HR S P ERA WHIP	IP WLS BF H R ER SO BB IBB HBP BLK WP HR S P ERA WHIP	IP WLS BF H R ER SO BB IBB HBP BLK WP HR S P ERA WHIP	IP WLS BF H R ER SO BB IBB HBP BLK WP HR S P ERA WHIP	IP WLS BF H R ER SO BB IBB HBP BLK WP HR S P ERA WHIP	IP WLS BF H R ER SO BB IBB HBP BLK WP HR S P ERA WHIP	IP WLS BF H R ER SO BB IBB HBP BLK WP HR S P ERA WHIP	IP WLS BF H R ER SO BB IBB HBP BLK WP HR S P ERA WHIP	IP WLS BF H R ER SO BB IBB HBP BLK WP HR S P ERA WHIP	IP WLS BF H R ER SO BB IBB HBP BLK WP HR S P ERA WHIP	IP WLS BF H R ER SO BB IBB HBP BLK WP HR S P ERA WHIP	IP WLS BF H R ER SO BB IBB HBP BLK WP HR S P ERA WHIP	IP WLS BF H R ER SO BB IBB HBP BLK WP HR S P ERA WHIP	IP WLS BF H R ER SO BB IBB HBP BLK WP HR S P ERA WHIP	IP WLS BF H R ER SO BB IBB HBP BLK WP HR S P ERA WHIP	IP WLS BF H R ER SO BB IBB HBP BLK WP HR S P ERA WHIP

AB 34
R 5
H 9
RBI 4
BB 1
SO 8
LOB 13



Batter	1	2	3	4	5	6	7	8	9	AB	R	H	RBI	BB	SO	LOB	BOTTOM								
28 Javson Werth, R OBP: 0.405, SLG: 0.473										4	0	1	0	0	0	1	Atlanta Braves @ Washington Nationals Nationals Park, Washington, DC Wed Aug 22 2012, 7:35 PM - 10:25 PM EDT Att. 29,111 - Rain - 74 F								
34 Bryce Harper, L OBP: 0.321, SLG: 0.411										4	1	1	0	0	1	1									
11 Ryan Zimmerman, R OBP: 0.354, SLG: 0.460										4	0	2	0	0	0	1									
38 Michael Morse, R 2 Roger Bernadina, L OBP: 0.379, SLG: 0.399										3	0	1	1	1	1	1									
25 Adam LaRoche, L OBP: 0.338, SLG: 0.487										3	0	1	0	1	1	3									
20 Ian Desmond, R OBP: 0.318, SLG: 0.504										4	0	1	0	0	1	6									
8 Danny Espinosa, S OBP: 0.318, SLG: 0.412										4	0	1	0	0	2	0									
24 Kurt Suzuki, R OBP: 0.248, SLG: 0.278										4	0	0	0	0	1	2									
48 Ross Detwiler, R 35 Craig Stammen, R 1 Steve Lombardozzi, S 32 Tom Gorzelanny, R 18 Chad Tracy, L										2	0	0	0	0	2	0									
										0	0	0	0	0	0	0									
										1	0	1	0	0	0	0									
										0	0	0	0	0	0	0									
Inning Stats	R: 0 E: 0 K: 1 S: 10	H: 2 LOB: 1 BB: 0 P: 16	R: 0 E: 1 K: 1 S: 10	H: 2 LOB: 1 BB: 0 P: 11	R: 0 E: 0 K: 1 S: 8	H: 0 LOB: 0 BB: 0 P: 12	R: 0 E: 0 K: 1 S: 9	H: 1 LOB: 1 BB: 0 P: 11	R: 0 E: 0 K: 2 S: 8	H: 0 LOB: 0 BB: 0 P: 13	R: 0 E: 0 K: 1 S: 19	H: 2 LOB: 3 BB: 1 P: 27	R: 0 E: 1 K: 0 S: 11	H: 1 LOB: 0 BB: 0 P: 13	R: 1 E: 1 K: 0 S: 8	H: 2 LOB: 2 BB: 1 P: 13	R: 0 E: 0 K: 3 S: 9	H: 0 LOB: 0 BB: 0 P: 12	1B: 8 2B: 1 3B: 0 HR: 0	SF: 0 SAC: 0 DP: 2 HBP: 0	WP: 0 PB: 0 SB: 0 CS: 0	PA: 36			
PITCHER	IP WLS BF H R ER SO BB IBB HBP BLK WP HR S P ERA WHIP	IP WLS BF H R ER SO BB IBB HBP BLK WP HR S P ERA WHIP	IP WLS BF H R ER SO BB IBB HBP BLK WP HR S P ERA WHIP	IP WLS BF H R ER SO BB IBB HBP BLK WP HR S P ERA WHIP	IP WLS BF H R ER SO BB IBB HBP BLK WP HR S P ERA WHIP	IP WLS BF H R ER SO BB IBB HBP BLK WP HR S P ERA WHIP	IP WLS BF H R ER SO BB IBB HBP BLK WP HR S P ERA WHIP	IP WLS BF H R ER SO BB IBB HBP BLK WP HR S P ERA WHIP	IP WLS BF H R ER SO BB IBB HBP BLK WP HR S P ERA WHIP	IP WLS BF H R ER SO BB IBB HBP BLK WP HR S P ERA WHIP	IP WLS BF H R ER SO BB IBB HBP BLK WP HR S P ERA WHIP	IP WLS BF H R ER SO BB IBB HBP BLK WP HR S P ERA WHIP	IP WLS BF H R ER SO BB IBB HBP BLK WP HR S P ERA WHIP	IP WLS BF H R ER SO BB IBB HBP BLK WP HR S P ERA WHIP	IP WLS BF H R ER SO BB IBB HBP BLK WP HR S P ERA WHIP	IP WLS BF H R ER SO BB IBB HBP BLK WP HR S P ERA WHIP	IP WLS BF H R ER SO BB IBB HBP BLK WP HR S P ERA WHIP	IP WLS BF H R ER SO BB IBB HBP BLK WP HR S P ERA WHIP	IP WLS BF H R ER SO BB IBB HBP BLK WP HR S P ERA WHIP	IP WLS BF H R ER SO BB IBB HBP BLK WP HR S P ERA WHIP	IP WLS BF H R ER SO BB IBB HBP BLK WP HR S P ERA WHIP	IP WLS BF H R ER SO BB IBB HBP BLK WP HR S P ERA WHIP	IP WLS BF H R ER SO BB IBB HBP BLK WP HR S P ERA WHIP	IP WLS BF H R ER SO BB IBB HBP BLK WP HR S P ERA WHIP	IP WLS BF H R ER SO BB IBB HBP BLK WP HR S P ERA WHIP

AB 34
R 1
H 9
RBI 1
BB 2
SO 10
LOB 15



Batter	1	2	3	4	5	6	7	8	9	AB	R	H	RBI	BB	SO	LOB	TOP				
24 Michael Bourn, L (1.8) OBP: 0.353, SLG: 0.421										3	0	0	0	1	0	2	<p>Atlanta Braves @ San Francisco Giants</p> <p>AT&T Park, San Francisco, CA</p> <p>Thu Aug 23 2012, 7:17 PM - 10:09 PM PDT</p> <p>Att: 41,645 - Partly Cloudy - 58 F</p>				
11 Reed Johnson, R (1.9) OBP: 0.353, SLG: 0.431										4	0	1	0	0	0	1					
14 Martin Prado, R (1.7) OBP: 0.355, SLG: 0.435										4	1	1	0	0	0	2					
10 Chipper Jones, S (1.5) OBP: 0.390, SLG: 0.514										3	1	1	0	1	0	1					
5 Freddie Freeman, L (1.3) OBP: 0.343, SLG: 0.452										4	0	1	2	0	2	3					
26 Dan Uggla, R (1.4) OBP: 0.343, SLG: 0.369										2	0	1	0	2	1	0					
16 Brian McCann, L (1.2) OBP: 0.306, SLG: 0.415										4	0	1	0	0	1	3					
4 Paul Janish, R (1.6) OBP: 0.283, SLG: 0.244										3	0	0	0	0	0	2					
8 David Ross, R (9, PH) OBP: 0.292, SLG: 0.338										0	0	0	0	0	0	0					
22 Jason Heyward, L (9, PH) OBP: 0.353, SLG: 0.494										1	0	0	0	0	0	2					
48 Tommy Hanson, R (1.1) OBP: 0.075, SLG: 0.026										2	0	0	0	0	1	2					
43 Luis Avilán, L (5.1) OBP: 0.333, SLG: 0.333										0	0	0	0	0	0	0					
1 Tyler Pastornicky, R (8, PH) OBP: 0.292, SLG: 0.338										1	0	0	0	0	1	0					
50 Cristhian Martínez, R (8.1) OBP: 0.299, SLG: 0.463										0	0	0	0	0	0	0					
25 Juan Francisco, L (9, PH) OBP: 0.299, SLG: 0.463										1	0	0	0	0	0	2					
Inning Stats	R: 0 E: 0 K: 1 S: 8	H: 0 LOB: 2 BB: 2 P: 20	R: 0 E: 0 K: 0 S: 11	H: 2 LOB: 2 BB: 0 P: 16	R: 0 E: 0 K: 0 S: 10	H: 0 LOB: 0 BB: 0 P: 14	R: 0 E: 0 K: 1 S: 5	H: 0 LOB: 0 BB: 1 P: 11	R: 0 E: 0 K: 1 S: 8	H: 1 LOB: 1 BB: 0 P: 15	R: 0 E: 0 K: 1 S: 9	H: 0 LOB: 0 BB: 0 P: 15	R: 0 E: 0 K: 1 S: 7	H: 0 LOB: 0 BB: 0 P: 8	R: 2 E: 0 K: 1 S: 12	H: 3 LOB: 2 BB: 1 P: 24	1B: 4 2B: 2 3B: 0 HR: 0	SF: 0 SAC: 0 DP: 0 HBP: 0	WP: 0 PB: 0 SB: 0 CS: 1	PA: 37	
PITCHER	IP: 8.0 WLS: W BF: 31 ERA: 4.31	IP: 0.0 WLS: 2 BF: 1 ERA: 3.02	IP: 0.1 WLS: H BF: 1 ERA: 2.6	IP: 0.2 WLS: S BF: 2 ERA: 2.09	IP: 8.0 WLS: W BF: 31 ERA: 4.31	IP: 0.0 WLS: 2 BF: 1 ERA: 3.02	IP: 0.1 WLS: H BF: 1 ERA: 2.6	IP: 0.2 WLS: S BF: 2 ERA: 2.09	IP: 8.0 WLS: W BF: 31 ERA: 4.31	IP: 0.0 WLS: 2 BF: 1 ERA: 3.02	IP: 0.1 WLS: H BF: 1 ERA: 2.6	IP: 0.2 WLS: S BF: 2 ERA: 2.09	IP: 8.0 WLS: W BF: 31 ERA: 4.31	IP: 0.0 WLS: 2 BF: 1 ERA: 3.02	IP: 0.1 WLS: H BF: 1 ERA: 2.6	IP: 0.2 WLS: S BF: 2 ERA: 2.09	IP: 8.0 WLS: W BF: 31 ERA: 4.31	IP: 0.0 WLS: 2 BF: 1 ERA: 3.02	IP: 0.1 WLS: H BF: 1 ERA: 2.6	IP: 0.2 WLS: S BF: 2 ERA: 2.09	IP: 8.0 WLS: W BF: 31 ERA: 4.31

Batter	1	2	3	4	5	6	7	8	9	AB	R	H	RBI	BB	SO	LOB	BOTTOM				
16 Ángel Pagán, S (1.8) OBP: 0.341, SLG: 0.426										3	2	1	0	2	0	2	<p>Atlanta Braves @ San Francisco Giants</p> <p>AT&T Park, San Francisco, CA</p> <p>Thu Aug 23 2012, 7:17 PM - 10:09 PM PDT</p> <p>Att: 41,645 - Partly Cloudy - 58 F</p>				
19 Marco Scutaro, R (1.4) OBP: 0.331, SLG: 0.380										4	1	1	0	0	0	2					
48 Pablo Sandoval, S (1.5) OBP: 0.347, SLG: 0.474										4	0	1	1	0	1	3					
8 Hunter Pence, R (1.9) OBP: 0.319, SLG: 0.423										4	1	1	1	0	2	2					
9 Brandon Belt, L (1.3) OBP: 0.361, SLG: 0.391										3	1	1	0	1	1	1					
29 Héctor Sánchez, S (1.2) OBP: 0.275, SLG: 0.373										4	0	2	2	0	1	2					
7 Gregor Blanco, L (1.7) OBP: 0.330, SLG: 0.339										3	0	1	0	1	0	1					
35 Brandon Crawford, L (1.6) OBP: 0.301, SLG: 0.346										4	0	1	0	0	0	5					
75 Barry Zito, L (1.1) OBP: 0.200, SLG: 0.077										2	0	0	0	1	0	2					
41 Jeremy Affeldt, L (9.1) OBP: 0.275, SLG: 0.373										0	0	0	0	0	0	0					
49 Javier López, L (9.1) OBP: 0.275, SLG: 0.373										0	0	0	0	0	0	0					
54 Sergio Romo, R (9.1) OBP: 0.275, SLG: 0.373										0	0	0	0	0	0	0					
Inning Stats	R: 0 E: 1 K: 0 S: 12	H: 1 LOB: 1 BB: 0 P: 21	R: 0 E: 0 K: 1 S: 9	H: 1 LOB: 0 BB: 0 P: 12	R: 1 E: 0 K: 1 S: 11	H: 1 LOB: 1 BB: 1 P: 20	R: 0 E: 0 K: 1 S: 9	H: 1 LOB: 2 BB: 1 P: 19	R: 4 E: 1 K: 1 S: 15	H: 4 LOB: 1 BB: 1 P: 28	R: 0 E: 0 K: 0 S: 6	H: 0 LOB: 0 BB: 1 P: 12	R: 0 E: 0 K: 1 S: 5	H: 0 LOB: 1 BB: 1 P: 12	R: 0 E: 0 K: 0 S: 7	H: 1 LOB: 1 BB: 0 P: 10	1B: 7 2B: 3 3B: 0 HR: 0	SF: 0 SAC: 1 DP: 2 HBP: 0	WP: 0 PB: 0 SB: 2 CS: 0	PA: 37	
PITCHER	IP: 4.1 WLS: L BF: 24 ERA: 4.4	IP: 2.2 WLS: 9 BF: 1 ERA: 2.61	IP: 1.0 WLS: 1 BF: 0 ERA: 4.08	IP: 4.1 WLS: 5 BF: 4 ERA: 4.08	IP: 8.0 WLS: W BF: 31 ERA: 4.31	IP: 0.0 WLS: 2 BF: 1 ERA: 3.02	IP: 0.1 WLS: H BF: 1 ERA: 2.6	IP: 0.2 WLS: S BF: 2 ERA: 2.09	IP: 8.0 WLS: W BF: 31 ERA: 4.31	IP: 0.0 WLS: 2 BF: 1 ERA: 3.02	IP: 0.1 WLS: H BF: 1 ERA: 2.6	IP: 0.2 WLS: S BF: 2 ERA: 2.09	IP: 8.0 WLS: W BF: 31 ERA: 4.31	IP: 0.0 WLS: 2 BF: 1 ERA: 3.02	IP: 0.1 WLS: H BF: 1 ERA: 2.6	IP: 0.2 WLS: S BF: 2 ERA: 2.09	IP: 8.0 WLS: W BF: 31 ERA: 4.31	IP: 0.0 WLS: 2 BF: 1 ERA: 3.02	IP: 0.1 WLS: H BF: 1 ERA: 2.6	IP: 0.2 WLS: S BF: 2 ERA: 2.09	IP: 8.0 WLS: W BF: 31 ERA: 4.31

livebaseballscores.com

AB 32
R 2
H 6
RBI 2
BB 4
SO 6
LOB 20

livebaseballscores.com

AB 31
R 5
H 9
RBI 4
BB 5
SO 5
LOB 20

Batter	1	2	3	4	5	6	7	8	9	AB	R	H	RBI	BB	SO	LOB	TOP											
24 Michael Bourn, L OBP: 0.352, SLG: 0.420	G6-3		F8			F8		FC6-4 14 F8 14 S		4	0	1	0	0	0	1	<p>Atlanta Braves @ San Francisco Giants</p> <p>AT&T Park, San Francisco, CA</p> <p>Fri Aug 24 2012, 7:17 PM - 10:10 PM PDT</p> <p>Att: 41,486 - Partly Cloudy - 58 F</p>											
14 Martín Prado, R OBP: 0.352, SLG: 0.432	G3-1		K2-3			F8		F8		4	0	0	0	0	1	2												
22 Jason Heyward, L OBP: 0.352, SLG: 0.499	HR				P5			P4		4	1	1	1	0	1	2												
10 Chipper Jones, S OBP: 0.385, SLG: 0.507	P6				L7			K		4	0	0	0	0	1	0												
5 Freddie Freeman, L OBP: 0.344, SLG: 0.467		HR			F8			HR		4	2	2	2	0	0	0												
16 Brian McCann, L OBP: 0.305, SLG: 0.413		F8				K				4	0	1	0	0	1	0												
26 Dan Uggla, R OBP: 0.343, SLG: 0.368		G5-3				F9				2	0	0	0	1	0	1												
20 Eric Hinske, L OBP: 0.276, SLG: 0.292										2	0	0	0	0	1	1												
50 Cristhian Martinez, R OBP: 0.297, SLG: 0.460										2	0	0	0	0	0	0												
25 Juan Francisco, L OBP: 0.297, SLG: 0.460										1	0	0	0	0	1	1												
39 Jonny Venters, L OBP: 0.316, SLG: 0.388										0	0	0	0	0	0	0												
32 Chad Durbin, R OBP: 0.316, SLG: 0.388										0	0	0	0	0	0	0												
30 Ben Sheets, R OBP: 0.355, SLG: 0.431										1	0	0	0	0	1	0												
11 Reed Johnson, R OBP: 0.355, SLG: 0.431										2	0	1	0	0	0	0												
Inning Stats	R: 1 E: 0 K: 0 S: 10	H: 1 LOB: 0 BB: 0 P: 16	R: 1 E: 0 K: 1 S: 12	H: 1 LOB: 0 BB: 0 P: 17	R: 0 E: 0 K: 2 S: 9	H: 0 LOB: 0 BB: 0 P: 10	R: 0 E: 0 K: 0 S: 11	H: 0 LOB: 0 BB: 1 P: 15	R: 0 E: 0 K: 1 S: 10	H: 0 LOB: 0 BB: 1 P: 16	R: 0 E: 0 K: 0 S: 12	H: 1 LOB: 1 BB: 0 P: 20	R: 1 E: 0 K: 2 S: 15	H: 2 LOB: 1 BB: 0 P: 23	R: 0 E: 0 K: 1 S: 9	H: 1 LOB: 0 BB: 0 P: 15	R: 0 E: 0 K: 0 S: 7	H: 0 LOB: 0 BB: 0 P: 8	1B: 3 2B: 0 3B: 0 HR: 3	SF: 0 SAC: 0 DP: 1 HBP: 0	WP: 0 PB: 0 SB: 1 CS: 0	PA: 33						
PITCHER	IP	WLS	BF	H	R	ER	SO	BB	IBB	HBP	BLK	WP	HR	S	P	ERA	WHIP											
32 Ryan Vogelsong, R ERA: 2.9	(1.1)	6.1	W	23	4	3	3	5	1	0	0	0	0	3	70	103	4.26	0.789										
50 Jose Mijares, L ERA: 2.78	(7.1)	0.0		1	0	0	0	0	0	0	0	0	0	3	4	∞	∞											
46 Santiago Casilla, R ERA: 3.04	(7.1)	0.2	H	2	0	0	0	1	0	0	0	0	0	6	10	0.00	0.000											
54 Sergio Romo, R ERA: 2.06	(8.1)	0.2	H	3	1	0	0	0	0	0	0	0	0	6	11	0.00	1.500											
49 Javier López, L ERA: 2.46	(8.1)	1.1	S	4	0	0	0	1	0	0	0	0	0	10	12	0.00	0.000											

Batter	1	2	3	4	5	6	7	8	9	AB	R	H	RBI	BB	SO	LOB	BOTTOM											
16 Ángel Pagán, S OBP: 0.345, SLG: 0.437	L6		SH1-3 19 SH1-3 48 2B			FC3-6 19 FC3-6 1B				5	2	4	1	0	0	0	<p>Atlanta Braves @ San Francisco Giants</p> <p>AT&T Park, San Francisco, CA</p> <p>Fri Aug 24 2012, 7:17 PM - 10:10 PM PDT</p> <p>Att: 41,486 - Partly Cloudy - 58 F</p>											
19 Marco Scutaro, R OBP: 0.363, SLG: 0.381	P4		SH1-3			FC3-6 28 FC3-6 F8				4	1	2	1	0	0	1												
48 Pablo Sandoval, S OBP: 0.348, SLG: 0.474										4	1	1	1	1	1	3												
13 Joaquin Arias, R OBP: 0.316, SLG: 0.388										0	0	0	0	0	0	0												
28 Buster Posey, R OBP: 0.405, SLG: 0.539	FC5-4		F9							3	0	1	1	2	0	2												
8 Hunter Pence, R OBP: 0.320, SLG: 0.421										4	0	1	0	1	2	4												
9 Brandon Belt, L OBP: 0.362, SLG: 0.395										4	0	2	0	0	1	1												
7 Gregor Blanco, L OBP: 0.334, SLG: 0.342										3	1	2	0	1	1	0												
35 Brandon Crawford, L OBP: 0.301, SLG: 0.345										4	0	1	0	0	1	7												
32 Ryan Vogelsong, R ERA: 2.9	(1.1)	6.1	W	23	4	3	3	5	1	0	0	0	0	3	70	103		4.26	0.789									
50 Jose Mijares, L ERA: 2.78	(7.1)	0.0		1	0	0	0	0	0	0	0	0	0	3	4	∞	∞											
46 Santiago Casilla, R ERA: 3.04	(7.1)	0.2	H	2	0	0	0	1	0	0	0	0	0	6	10	0.00	0.000											
54 Sergio Romo, R ERA: 2.06	(8.1)	0.2	H	3	1	0	0	0	0	0	0	0	0	6	11	0.00	1.500											
49 Javier López, L ERA: 2.46	(8.1)	1.1	S	4	0	0	0	1	0	0	0	0	0	10	12	0.00	0.000											
Inning Stats	R: 0 E: 0 K: 0 S: 11	H: 0 LOB: 1 BB: 1 P: 17	R: 0 E: 0 K: 1 S: 7	H: 3 LOB: 2 BB: 0 P: 12	R: 2 E: 0 K: 0 S: 14	H: 2 LOB: 1 BB: 1 P: 25	R: 2 E: 0 K: 0 S: 10	H: 3 LOB: 1 BB: 0 P: 11	R: 0 E: 0 K: 1 S: 13	H: 1 LOB: 3 BB: 2 P: 25	R: 1 E: 0 K: 1 S: 16	H: 2 LOB: 1 BB: 0 P: 21	R: 0 E: 0 K: 2 S: 11	H: 1 LOB: 0 BB: 0 P: 15	R: 0 E: 0 K: 1 S: 9	H: 2 LOB: 2 BB: 1 P: 16	1B: 9 2B: 4 3B: 1 HR: 0	SF: 0 SAC: 2 DP: 1 HBP: 0	WP: 1 PB: 0 SB: 0 CS: 0	PA: 41								
PITCHER	IP	WLS	BF	H	R	ER	SO	BB	IBB	HBP	BLK	WP	HR	S	P	ERA	WHIP											
30 Ben Sheets, R ERA: 3.54	(1.1)	4.1	L	24	9	4	4	2	3	0	0	0	0	52	82	8.31	2.769											
50 Cristhian Martinez, R ERA: 4.12	(5.1)	1.2		8	2	1	1	1	0	1	0	0	0	19	29	5.40	1.200											
39 Jonny Venters, L ERA: 3.3	(7.1)	1.0		4	1	0	0	2	0	0	0	0	0	11	15	0.00	1.000											
32 Chad Durbin, R ERA: 3.0	(8.1)	1.0		5	2	0	0	1	1	0	0	0	0	9	16	0.00	3.000											



Batter	1	2	3	4	5	6	7	8	9	AB	R	H	RBI	BB	SO	LOB	TOP	
24 Michael Bourn, L (1.8) OBP: 0.353, SLG: 0.417									4	1	0	0	1	1	3		Atlanta Braves @ San Francisco Giants AT&T Park, San Francisco, CA Sun Aug 26 2012, 5:08 PM - 8:03 PM PDT Att: 41,735 - Partly Cloudy - 61 F	
11 Reed Johnson, R (1.7) OBP: 0.352, SLG: 0.427									5	0	0	0	0	1	2			
22 Jason Heyward, L (1.9) OBP: 0.353, SLG: 0.509								5	2	2	1	0	2	0				
5 Freddie Freeman, L (1.3) OBP: 0.343, SLG: 0.469							4	1	1	1	1	0	0					
14 Martín Prado, R (1.4) OBP: 0.355, SLG: 0.430								4	1	0	1	1	0	2				
16 Brian McCann, L (1.2) OBP: 0.310, SLG: 0.416								4	1	3	1	0	0	0				
25 Juan Francisco, L (1.5) OBP: 0.302, SLG: 0.476							3	1	1	1	1	2	4					
4 Paul Janish, R (1.6) OBP: 0.279, SLG: 0.257							4	0	1	2	0	0	2					
15 Tim Hudson, R (1.1) OBP: 0.271, SLG: 0.279							3	0	2	0	0	0	1					
10 Chipper Jones, S (8. PH) OBP: 0.394, SLG: 0.505								1	0	0	0	0	0	2				
39 Jonny Venters, L (8.1) OBP: 0.302, SLG: 0.476								0	0	0	0	0	0	0				
50 Cristhian Martinez, R (9.1) OBP: 0.302, SLG: 0.476								0	0	0	0	0	0	0				
Inning Stats	R: 2 H: 2 E: 0 K: 1 S: 16	WLS: 2 BF: 2 LOB: 2 P: 32	R: 0 H: 1 E: 0 K: 1 S: 11	ER: 0 LOB: 1 BB: 0 P: 15	R: 0 H: 0 E: 0 K: 1 S: 9	IP: 0 HR: 0 S: 10	R: 1 H: 2 E: 0 K: 1 S: 10	IP: 0 HR: 0 S: 12	R: 0 H: 0 E: 0 K: 1 S: 6	IP: 0 HR: 0 S: 10	R: 0 H: 1 E: 0 K: 0 S: 10	IP: 0 HR: 0 S: 14	R: 2 H: 2 E: 0 K: 0 S: 14	IP: 0 HR: 0 S: 20	R: 6 H: 1 E: 0 K: 3 S: 18	SF: 0 2B: 0 3B: 1 HR: 3	WP: 0 PA: 41 PB: 0 SB: 3 CS: 0	
PITCHER	IP: 5.0 WLS: L BF: 22 H: 5 R: 3 ER: 3 SO: 4	IP: 0.1 WLS: 1 BF: 3 H: 1 R: 2 ER: 2 SO: 1	IP: 1.2 WLS: 0 BF: 6 H: 1 R: 0 ER: 0 SO: 1	IP: 1.0 WLS: 1 BF: 5 H: 1 R: 0 ER: 0 SO: 0	IP: 1.0 WLS: 2 BF: 5 H: 2 R: 2 ER: 2 SO: 0	IP: 0.0 WLS: 0 BF: 2 H: 0 R: 0 ER: 0 SO: 0	IP: 0.0 WLS: 0 BF: 2 H: 0 R: 0 ER: 0 SO: 0	IP: 0.0 WLS: 0 BF: 2 H: 0 R: 0 ER: 0 SO: 0	IP: 0.0 WLS: 0 BF: 2 H: 0 R: 0 ER: 0 SO: 0	IP: 0.0 WLS: 0 BF: 2 H: 0 R: 0 ER: 0 SO: 0	IP: 0.0 WLS: 0 BF: 2 H: 0 R: 0 ER: 0 SO: 0	IP: 0.0 WLS: 0 BF: 2 H: 0 R: 0 ER: 0 SO: 0	IP: 0.0 WLS: 0 BF: 2 H: 0 R: 0 ER: 0 SO: 0	IP: 0.0 WLS: 0 BF: 2 H: 0 R: 0 ER: 0 SO: 0	IP: 0.0 WLS: 0 BF: 2 H: 0 R: 0 ER: 0 SO: 0	IP: 0.0 WLS: 0 BF: 2 H: 0 R: 0 ER: 0 SO: 0	IP: 0.0 WLS: 0 BF: 2 H: 0 R: 0 ER: 0 SO: 0	ERA: 5.3 WHIP: 1.400
55 Tim Lincecum, R (1.1) ERA: 5.3	IP: 0.1 WLS: 1 BF: 3 H: 1 R: 2 ER: 2 SO: 1	IP: 1.2 WLS: 0 BF: 6 H: 1 R: 0 ER: 0 SO: 1	IP: 1.0 WLS: 1 BF: 5 H: 1 R: 0 ER: 0 SO: 0	IP: 1.0 WLS: 2 BF: 5 H: 2 R: 2 ER: 2 SO: 0	IP: 0.0 WLS: 0 BF: 2 H: 0 R: 0 ER: 0 SO: 0	IP: 0.0 WLS: 0 BF: 2 H: 0 R: 0 ER: 0 SO: 0	IP: 0.0 WLS: 0 BF: 2 H: 0 R: 0 ER: 0 SO: 0	IP: 0.0 WLS: 0 BF: 2 H: 0 R: 0 ER: 0 SO: 0	IP: 0.0 WLS: 0 BF: 2 H: 0 R: 0 ER: 0 SO: 0	IP: 0.0 WLS: 0 BF: 2 H: 0 R: 0 ER: 0 SO: 0	IP: 0.0 WLS: 0 BF: 2 H: 0 R: 0 ER: 0 SO: 0	IP: 0.0 WLS: 0 BF: 2 H: 0 R: 0 ER: 0 SO: 0	IP: 0.0 WLS: 0 BF: 2 H: 0 R: 0 ER: 0 SO: 0	IP: 0.0 WLS: 0 BF: 2 H: 0 R: 0 ER: 0 SO: 0	IP: 0.0 WLS: 0 BF: 2 H: 0 R: 0 ER: 0 SO: 0	IP: 0.0 WLS: 0 BF: 2 H: 0 R: 0 ER: 0 SO: 0	ERA: 0.00 WHIP: 0.600	
70 George Kontos, R (6.1) ERA: 2.25	IP: 1.0 WLS: 1 BF: 5 H: 1 R: 0 ER: 0 SO: 0	IP: 1.0 WLS: 2 BF: 5 H: 2 R: 2 ER: 2 SO: 0	IP: 0.0 WLS: 0 BF: 2 H: 0 R: 0 ER: 0 SO: 0	IP: 0.0 WLS: 0 BF: 2 H: 0 R: 0 ER: 0 SO: 0	IP: 0.0 WLS: 0 BF: 2 H: 0 R: 0 ER: 0 SO: 0	IP: 0.0 WLS: 0 BF: 2 H: 0 R: 0 ER: 0 SO: 0	IP: 0.0 WLS: 0 BF: 2 H: 0 R: 0 ER: 0 SO: 0	IP: 0.0 WLS: 0 BF: 2 H: 0 R: 0 ER: 0 SO: 0	IP: 0.0 WLS: 0 BF: 2 H: 0 R: 0 ER: 0 SO: 0	IP: 0.0 WLS: 0 BF: 2 H: 0 R: 0 ER: 0 SO: 0	IP: 0.0 WLS: 0 BF: 2 H: 0 R: 0 ER: 0 SO: 0	IP: 0.0 WLS: 0 BF: 2 H: 0 R: 0 ER: 0 SO: 0	IP: 0.0 WLS: 0 BF: 2 H: 0 R: 0 ER: 0 SO: 0	IP: 0.0 WLS: 0 BF: 2 H: 0 R: 0 ER: 0 SO: 0	IP: 0.0 WLS: 0 BF: 2 H: 0 R: 0 ER: 0 SO: 0	IP: 0.0 WLS: 0 BF: 2 H: 0 R: 0 ER: 0 SO: 0	ERA: 0.00 WHIP: 2.000	
41 Jeremy Affeldt, L (8.1) ERA: 2.92	IP: 1.0 WLS: 2 BF: 5 H: 2 R: 2 ER: 2 SO: 0	IP: 0.0 WLS: 0 BF: 2 H: 0 R: 0 ER: 0 SO: 0	IP: 0.0 WLS: 0 BF: 2 H: 0 R: 0 ER: 0 SO: 0	IP: 0.0 WLS: 0 BF: 2 H: 0 R: 0 ER: 0 SO: 0	IP: 0.0 WLS: 0 BF: 2 H: 0 R: 0 ER: 0 SO: 0	IP: 0.0 WLS: 0 BF: 2 H: 0 R: 0 ER: 0 SO: 0	IP: 0.0 WLS: 0 BF: 2 H: 0 R: 0 ER: 0 SO: 0	IP: 0.0 WLS: 0 BF: 2 H: 0 R: 0 ER: 0 SO: 0	IP: 0.0 WLS: 0 BF: 2 H: 0 R: 0 ER: 0 SO: 0	IP: 0.0 WLS: 0 BF: 2 H: 0 R: 0 ER: 0 SO: 0	IP: 0.0 WLS: 0 BF: 2 H: 0 R: 0 ER: 0 SO: 0	IP: 0.0 WLS: 0 BF: 2 H: 0 R: 0 ER: 0 SO: 0	IP: 0.0 WLS: 0 BF: 2 H: 0 R: 0 ER: 0 SO: 0	IP: 0.0 WLS: 0 BF: 2 H: 0 R: 0 ER: 0 SO: 0	IP: 0.0 WLS: 0 BF: 2 H: 0 R: 0 ER: 0 SO: 0	IP: 0.0 WLS: 0 BF: 2 H: 0 R: 0 ER: 0 SO: 0	ERA: 18.00 WHIP: 2.000	
34 Clay Hensley, R (9.1) ERA: 4.37	IP: 1.0 WLS: 2 BF: 5 H: 2 R: 2 ER: 2 SO: 0	IP: 0.0 WLS: 0 BF: 2 H: 0 R: 0 ER: 0 SO: 0	IP: 0.0 WLS: 0 BF: 2 H: 0 R: 0 ER: 0 SO: 0	IP: 0.0 WLS: 0 BF: 2 H: 0 R: 0 ER: 0 SO: 0	IP: 0.0 WLS: 0 BF: 2 H: 0 R: 0 ER: 0 SO: 0	IP: 0.0 WLS: 0 BF: 2 H: 0 R: 0 ER: 0 SO: 0	IP: 0.0 WLS: 0 BF: 2 H: 0 R: 0 ER: 0 SO: 0	IP: 0.0 WLS: 0 BF: 2 H: 0 R: 0 ER: 0 SO: 0	IP: 0.0 WLS: 0 BF: 2 H: 0 R: 0 ER: 0 SO: 0	IP: 0.0 WLS: 0 BF: 2 H: 0 R: 0 ER: 0 SO: 0	IP: 0.0 WLS: 0 BF: 2 H: 0 R: 0 ER: 0 SO: 0	IP: 0.0 WLS: 0 BF: 2 H: 0 R: 0 ER: 0 SO: 0	IP: 0.0 WLS: 0 BF: 2 H: 0 R: 0 ER: 0 SO: 0	IP: 0.0 WLS: 0 BF: 2 H: 0 R: 0 ER: 0 SO: 0	IP: 0.0 WLS: 0 BF: 2 H: 0 R: 0 ER: 0 SO: 0	IP: 0.0 WLS: 0 BF: 2 H: 0 R: 0 ER: 0 SO: 0	ERA: 0.00 WHIP: 0.000	
Batter	1	2	3	4	5	6	7	8	9	AB	R	H	RBI	BB	SO	LOB	BOTTOM	
16 Ángel Pagán, S (1.8) OBP: 0.340, SLG: 0.429										4	0	0	0	0	1	1	Atlanta Braves @ San Francisco Giants AT&T Park, San Francisco, CA Sun Aug 26 2012, 5:08 PM - 8:03 PM PDT Att: 41,735 - Partly Cloudy - 61 F	
19 Marco Scutaro, R (1.4) OBP: 0.331, SLG: 0.377								3	0	0	0	1	0	1				
48 Pablo Sandoval, S (1.5) OBP: 0.339, SLG: 0.460								4	1	2	0	0	1	0				
28 Buster Posey, R (1.3) OBP: 0.404, SLG: 0.535								4	0	3	0	0	0	1				
8 Hunter Pence, R (1.9) OBP: 0.322, SLG: 0.421								4	0	3	0	0	0	1				
29 Héctor Sánchez, S (1.2) OBP: 0.269, SLG: 0.364								4	0	0	0	0	0	5				
7 Gregor Blanco, L (1.7) OBP: 0.338, SLG: 0.345								2	0	0	0	2	1	1				
35 Brandon Crawford, L (1.6) OBP: 0.300, SLG: 0.345								3	0	1	1	0	0	2				
55 Tim Lincecum, L (1.1) ERA: 3.57	IP: 7.0 WLS: W BF: 27 H: 5 R: 1 ER: 3 SO: 3	IP: 0.0 WLS: 0 BF: 2 H: 0 R: 0 ER: 0 SO: 0	IP: 0.0 WLS: 0 BF: 2 H: 0 R: 0 ER: 0 SO: 0	IP: 0.0 WLS: 0 BF: 2 H: 0 R: 0 ER: 0 SO: 0	IP: 0.0 WLS: 0 BF: 2 H: 0 R: 0 ER: 0 SO: 0	IP: 0.0 WLS: 0 BF: 2 H: 0 R: 0 ER: 0 SO: 0	IP: 0.0 WLS: 0 BF: 2 H: 0 R: 0 ER: 0 SO: 0	IP: 0.0 WLS: 0 BF: 2 H: 0 R: 0 ER: 0 SO: 0	IP: 0.0 WLS: 0 BF: 2 H: 0 R: 0 ER: 0 SO: 0	IP: 0.0 WLS: 0 BF: 2 H: 0 R: 0 ER: 0 SO: 0	IP: 0.0 WLS: 0 BF: 2 H: 0 R: 0 ER: 0 SO: 0	IP: 0.0 WLS: 0 BF: 2 H: 0 R: 0 ER: 0 SO: 0	IP: 0.0 WLS: 0 BF: 2 H: 0 R: 0 ER: 0 SO: 0	IP: 0.0 WLS: 0 BF: 2 H: 0 R: 0 ER: 0 SO: 0	IP: 0.0 WLS: 0 BF: 2 H: 0 R: 0 ER: 0 SO: 0	IP: 0.0 WLS: 0 BF: 2 H: 0 R: 0 ER: 0 SO: 0		ERA: 1.29 WHIP: 0.857
39 Jonny Venters, L (8.1) ERA: 3.22	IP: 1.0 WLS: 3 BF: 5 H: 1 R: 0 ER: 0 SO: 0	IP: 1.0 WLS: 2 BF: 5 H: 2 R: 2 ER																

Batter	1	2	3	4	5	6	7	8	9	AB	R	H	RBI	BB	SO	LOB	TOP						
24 Michael Bourn, L OBP: 0.352, SLG: 0.413										3	0	0	0	0	1	0	Atlanta Braves @ San Diego Padres Petco Park, San Diego, CA Tue Aug 28 2012, 7:06 PM - 9:38 PM PDT Att: 20,955 - Partly Cloudy - 72 F						
14 Martin Prado, R OBP: 0.355, SLG: 0.429										4	1	2	0	0	0	1							
22 Jason Heyward, L OBP: 0.349, SLG: 0.504										4	0	0	0	0	2	4							
10 Chipper Jones, S OBP: 0.381, SLG: 0.500										4	0	1	1	0	1	3							
5 Freddie Freeman, L OBP: 0.343, SLG: 0.463										3	0	0	0	1	3	1							
11 Reed Johnson, R OBP: 0.356, SLG: 0.431										3	0	2	0	0	0	0							
4 Paul Janish, R OBP: 0.272, SLG: 0.250										1	0	0	0	0	0	1							
16 Brian McCann, L OBP: 0.307, SLG: 0.411										4	0	1	0	0	2	2							
26 Dan Uggla, R OBP: 0.340, SLG: 0.370										4	1	1	1	0	3	4							
54 Kris Medlen, S OBP: 0.217, SLG: 0.100										3	0	0	0	0	0	1							
25 Juan Francisco, L OBP: 0.300, SLG: 0.473										1	0	0	0	0	0	2							
46 Craig Kimbrel, R OBP: 0.300, SLG: 0.327										0	0	0	0	0	0	0							
Inning Stats	R: 1 H: 2 E: 0 K: 2 S: 13	H: 2 LOB: 1 BB: 0 P: 21	R: 0 H: 1 E: 0 K: 2 S: 8	H: 1 LOB: 0 BB: 0 P: 12	R: 0 H: 0 E: 1 K: 1 S: 15	H: 0 LOB: 2 BB: 0 P: 20	R: 0 H: 0 E: 0 K: 1 S: 6	H: 0 LOB: 0 BB: 0 P: 11	R: 1 H: 1 E: 0 K: 0 S: 9	H: 1 LOB: 0 BB: 0 P: 17	R: 0 H: 0 E: 0 K: 1 S: 8	H: 0 LOB: 0 BB: 0 P: 11	R: 0 H: 1 E: 0 K: 2 S: 11	H: 1 LOB: 1 BB: 0 P: 16	R: 0 H: 1 E: 0 K: 2 S: 12	H: 1 LOB: 1 BB: 0 P: 16	R: 0 H: 1 E: 0 K: 1 S: 11	H: 1 LOB: 2 BB: 0 P: 18	1B: 5 2B: 1 3B: 0 HR: 1	SF: 0 SAC: 0 DP: 0 HBP: 1	WP: 0 PB: 0 SB: 2 CS: 1	PA: 36	
PITCHER	IP WLS BF H R ER SO BB IBB HBP BLK WP HR S P ERA WHIP	IP WLS BF H R ER SO BB IBB HBP BLK WP HR S P ERA WHIP	IP WLS BF H R ER SO BB IBB HBP BLK WP HR S P ERA WHIP	IP WLS BF H R ER SO BB IBB HBP BLK WP HR S P ERA WHIP	IP WLS BF H R ER SO BB IBB HBP BLK WP HR S P ERA WHIP	IP WLS BF H R ER SO BB IBB HBP BLK WP HR S P ERA WHIP	IP WLS BF H R ER SO BB IBB HBP BLK WP HR S P ERA WHIP	IP WLS BF H R ER SO BB IBB HBP BLK WP HR S P ERA WHIP	IP WLS BF H R ER SO BB IBB HBP BLK WP HR S P ERA WHIP	IP WLS BF H R ER SO BB IBB HBP BLK WP HR S P ERA WHIP	IP WLS BF H R ER SO BB IBB HBP BLK WP HR S P ERA WHIP	IP WLS BF H R ER SO BB IBB HBP BLK WP HR S P ERA WHIP	IP WLS BF H R ER SO BB IBB HBP BLK WP HR S P ERA WHIP	IP WLS BF H R ER SO BB IBB HBP BLK WP HR S P ERA WHIP	IP WLS BF H R ER SO BB IBB HBP BLK WP HR S P ERA WHIP	IP WLS BF H R ER SO BB IBB HBP BLK WP HR S P ERA WHIP	IP WLS BF H R ER SO BB IBB HBP BLK WP HR S P ERA WHIP	IP WLS BF H R ER SO BB IBB HBP BLK WP HR S P ERA WHIP	IP WLS BF H R ER SO BB IBB HBP BLK WP HR S P ERA WHIP	IP WLS BF H R ER SO BB IBB HBP BLK WP HR S P ERA WHIP	IP WLS BF H R ER SO BB IBB HBP BLK WP HR S P ERA WHIP	IP WLS BF H R ER SO BB IBB HBP BLK WP HR S P ERA WHIP	IP WLS BF H R ER SO BB IBB HBP BLK WP HR S P ERA WHIP

AB	34
R	2
H	7
RBI	2
BB	1
SO	12
LOB	19



Batter	1	2	3	4	5	6	7	8	9	AB	R	H	RBI	BB	SO	LOB	BOTTOM						
2 Everth Cabrera, S OBP: 0.322, SLG: 0.333										4	0	2	0	0	1	1	Atlanta Braves @ San Diego Padres Petco Park, San Diego, CA Tue Aug 28 2012, 7:06 PM - 9:38 PM PDT Att: 20,955 - Partly Cloudy - 72 F						
25 Will Venable, L OBP: 0.328, SLG: 0.431										4	0	1	0	0	2	2							
7 Chase Headley, S OBP: 0.366, SLG: 0.465										4	0	1	0	0	2	2							
18 Carlos Quentin, R OBP: 0.377, SLG: 0.498										4	0	0	0	0	1	2							
23 Yonder Alonso, L OBP: 0.343, SLG: 0.395										3	0	0	0	0	2	0							
11 Logan Forsythe, R OBP: 0.343, SLG: 0.362										3	0	1	0	0	0	0							
24 Cameron Maybin, R OBP: 0.300, SLG: 0.327										3	0	0	0	0	3	1							
21 John Baker, L OBP: 0.306, SLG: 0.278										3	0	0	0	0	0	1							
41 Andrew Werner, L ERA: 3.0										1	0	0	0	0	0	0							
5 Alexi Amarista, L OBP: 0.286, SLG: 0.286										1	0	0	0	0	0	0							
50 Nick Vincent, R ERA: 2.92										0	0	0	0	0	0	0							
40 Tommy Layne, L ERA: 2.92										0	0	0	0	0	0	0							
14 Mark Kotsay, L OBP: 0.320, SLG: 0.342										0	0	0	0	0	0	0							
61 Cory Burns, R ERA: 3.38										0	0	0	0	0	0	0							
Inning Stats	R: 0 H: 1 E: 0 K: 0 S: 7	H: 1 LOB: 1 BB: 0 P: 11	R: 0 H: 1 E: 0 K: 2 S: 11	H: 1 LOB: 0 BB: 0 P: 15	R: 0 H: 1 E: 0 K: 1 S: 6	H: 1 LOB: 0 BB: 0 P: 10	R: 0 H: 0 E: 0 K: 0 S: 5	H: 0 LOB: 0 BB: 0 P: 7	R: 0 H: 0 E: 0 K: 1 S: 9	H: 0 LOB: 0 BB: 0 P: 11	R: 0 H: 2 E: 0 K: 2 S: 12	H: 2 LOB: 1 BB: 0 P: 18	R: 0 H: 0 E: 0 K: 1 S: 11	H: 0 LOB: 0 BB: 0 P: 14	R: 0 H: 0 E: 0 K: 2 S: 10	H: 0 LOB: 0 BB: 0 P: 14	R: 0 H: 1 E: 0 K: 3 S: 13	H: 1 LOB: 1 BB: 0 P: 17	1B: 6 2B: 0 3B: 0 HR: 0	SF: 0 SAC: 0 DP: 0 HBP: 0	WP: 0 PB: 0 SB: 1 CS: 0	PA: 31	
PITCHER	IP WLS BF H R ER SO BB IBB HBP BLK WP HR S P ERA WHIP	IP WLS BF H R ER SO BB IBB HBP BLK WP HR S P ERA WHIP	IP WLS BF H R ER SO BB IBB HBP BLK WP HR S P ERA WHIP	IP WLS BF H R ER SO BB IBB HBP BLK WP HR S P ERA WHIP	IP WLS BF H R ER SO BB IBB HBP BLK WP HR S P ERA WHIP	IP WLS BF H R ER SO BB IBB HBP BLK WP HR S P ERA WHIP	IP WLS BF H R ER SO BB IBB HBP BLK WP HR S P ERA WHIP	IP WLS BF H R ER SO BB IBB HBP BLK WP HR S P ERA WHIP	IP WLS BF H R ER SO BB IBB HBP BLK WP HR S P ERA WHIP	IP WLS BF H R ER SO BB IBB HBP BLK WP HR S P ERA WHIP	IP WLS BF H R ER SO BB IBB HBP BLK WP HR S P ERA WHIP	IP WLS BF H R ER SO BB IBB HBP BLK WP HR S P ERA WHIP	IP WLS BF H R ER SO BB IBB HBP BLK WP HR S P ERA WHIP	IP WLS BF H R ER SO BB IBB HBP BLK WP HR S P ERA WHIP	IP WLS BF H R ER SO BB IBB HBP BLK WP HR S P ERA WHIP	IP WLS BF H R ER SO BB IBB HBP BLK WP HR S P ERA WHIP	IP WLS BF H R ER SO BB IBB HBP BLK WP HR S P ERA WHIP	IP WLS BF H R ER SO BB IBB HBP BLK WP HR S P ERA WHIP	IP WLS BF H R ER SO BB IBB HBP BLK WP HR S P ERA WHIP	IP WLS BF H R ER SO BB IBB HBP BLK WP HR S P ERA WHIP	IP WLS BF H R ER SO BB IBB HBP BLK WP HR S P ERA WHIP	IP WLS BF H R ER SO BB IBB HBP BLK WP HR S P ERA WHIP	IP WLS BF H R ER SO BB IBB HBP BLK WP HR S P ERA WHIP

AB	31
R	0
H	6
RBI	0
BB	0
SO	12
LOB	9



Batter	1	2	3	4	5	6	7	8	9	AB	R	H	RBI	BB	SO	LOB	TOP							
24 Michael Bourn, L (1,8) OBP: 0.349, SLG: 0.411										3	0	0	1	0	1	0	<p>Atlanta Braves @ San Diego Padres Petco Park, San Diego, CA Wed Aug 29 2012, 3:37 PM - 6:26 PM PDT Att: 16,845 - Sunny - 76 F</p>							
11 Reed Johnson, R (1,7) OBP: 0.354, SLG: 0.427										4	0	1	0	0	0	1								
22 Jason Heyward, L (1,9) OBP: 0.347, SLG: 0.500										4	0	0	0	0	1	1								
10 Chipper Jones, S (1,5) OBP: 0.382, SLG: 0.500										4	0	2	0	0	0	1								
14 Martín Prado, R (1,3) OBP: 0.354, SLG: 0.427										4	0	1	0	0	0	2								
8 David Ross, R (1,2) OBP: 0.354, SLG: 0.473										3	1	2	1	1	1	2								
26 Dan Uggla, R (1,4) OBP: 0.342, SLG: 0.370										3	1	1	0	1	1	1								
4 Paul Janish, R (1,6) OBP: 0.267, SLG: 0.245										3	0	0	0	0	0	4								
20 Eric Hinske, L (9,PH) OBP: 0.279, SLG: 0.289										1	0	0	0	0	0	0								
48 Tommy Hanson, R (1,1) OBP: 0.271, SLG: 0.025										2	0	0	0	0	0	2								
43 Luis Avilán, L (5,1) OBP: 0.333, SLG: 0.333										0	0	0	0	0	0	0								
50 Cristian Martínez, R (6,1) OBP: 0.289, SLG: 0.234										0	0	0	0	0	0	0								
1 Tyler Pastornicky, R (7,PH) OBP: 0.289, SLG: 0.234										0	0	0	0	0	0	0								
32 Chad Durbin, R (7,1) OBP: 0.289, SLG: 0.234										0	0	0	0	0	0	0								
39 Jonny Venters, L (8,1) OBP: 0.289, SLG: 0.234										0	0	0	0	0	0	0								
25 Juan Francisco, L (9,PH) OBP: 0.289, SLG: 0.234										1	0	0	0	0	1	0								
Inning Stats	R: 0 E: 0 K: 0 S: 5	H: 0 LOB: 0 BB: 0 P: 8	R: 0 E: 0 K: 1 S: 10	H: 0 LOB: 1 BB: 1 P: 17	R: 0 E: 0 K: 1 S: 8	H: 0 LOB: 0 BB: 0 P: 11	R: 0 E: 0 K: 2 S: 14	H: 2 LOB: 2 BB: 0 P: 17	R: 1 E: 1 K: 1 S: 8	H: 1 LOB: 1 BB: 0 P: 13	R: 0 E: 0 K: 0 S: 16	H: 2 LOB: 3 BB: 1 P: 24	R: 0 E: 0 K: 1 S: 6	H: 0 LOB: 0 BB: 0 P: 8	R: 0 E: 0 K: 0 S: 9	H: 1 LOB: 0 BB: 0 P: 14	R: 1 E: 0 K: 1 S: 8	H: 1 LOB: 0 BB: 0 P: 12	1B: 6 2B: 0 3B: 0 HR: 1	SF: 1 SAC: 0 DP: 1 HBP: 0	WP: 0 PB: 0 SB: 0 CS: 0	PA: 36		
PITCHER	IP WLS BF H R ER SO BB IBB HBP BLK WP HR S P ERA WHIP	IP WLS BF H R ER SO BB IBB HBP BLK WP HR S P ERA WHIP	IP WLS BF H R ER SO BB IBB HBP BLK WP HR S P ERA WHIP	IP WLS BF H R ER SO BB IBB HBP BLK WP HR S P ERA WHIP	IP WLS BF H R ER SO BB IBB HBP BLK WP HR S P ERA WHIP	IP WLS BF H R ER SO BB IBB HBP BLK WP HR S P ERA WHIP	IP WLS BF H R ER SO BB IBB HBP BLK WP HR S P ERA WHIP	IP WLS BF H R ER SO BB IBB HBP BLK WP HR S P ERA WHIP	IP WLS BF H R ER SO BB IBB HBP BLK WP HR S P ERA WHIP	IP WLS BF H R ER SO BB IBB HBP BLK WP HR S P ERA WHIP	IP WLS BF H R ER SO BB IBB HBP BLK WP HR S P ERA WHIP	IP WLS BF H R ER SO BB IBB HBP BLK WP HR S P ERA WHIP	IP WLS BF H R ER SO BB IBB HBP BLK WP HR S P ERA WHIP	IP WLS BF H R ER SO BB IBB HBP BLK WP HR S P ERA WHIP	IP WLS BF H R ER SO BB IBB HBP BLK WP HR S P ERA WHIP	IP WLS BF H R ER SO BB IBB HBP BLK WP HR S P ERA WHIP	IP WLS BF H R ER SO BB IBB HBP BLK WP HR S P ERA WHIP	IP WLS BF H R ER SO BB IBB HBP BLK WP HR S P ERA WHIP	IP WLS BF H R ER SO BB IBB HBP BLK WP HR S P ERA WHIP	IP WLS BF H R ER SO BB IBB HBP BLK WP HR S P ERA WHIP	IP WLS BF H R ER SO BB IBB HBP BLK WP HR S P ERA WHIP	IP WLS BF H R ER SO BB IBB HBP BLK WP HR S P ERA WHIP	IP WLS BF H R ER SO BB IBB HBP BLK WP HR S P ERA WHIP	IP WLS BF H R ER SO BB IBB HBP BLK WP HR S P ERA WHIP

Batter	1	2	3	4	5	6	7	8	9	AB	R	H	RBI	BB	SO	LOB	BOTTOM							
2 Everth Cabrera, S (1,6) OBP: 0.318, SLG: 0.329										4	1	0	0	0	1	4	<p>Atlanta Braves @ San Diego Padres Petco Park, San Diego, CA Wed Aug 29 2012, 3:37 PM - 6:26 PM PDT Att: 16,845 - Sunny - 76 F</p>							
25 Will Venable, L (1,9) OBP: 0.331, SLG: 0.435										4	1	2	0	0	0	2								
13 Chris Denorfia, R (8,PH) OBP: 0.348, SLG: 0.444										5	0	2	2	0	1	5								
7 Chase Headley, S (1,5) OBP: 0.366, SLG: 0.464										4	1	1	1	1	1	2								
12 Yasmani Grandal, S (1,2) OBP: 0.369, SLG: 0.519										4	0	2	1	1	0	1								
23 Yonder Alonso, L (1,3) OBP: 0.345, SLG: 0.396										4	1	1	0	0	1	3								
14 Mark Kotsay, L (1,7) OBP: 0.323, SLG: 0.339										4	1	2	1	0	0	3								
11 Logan Forsythe, R (1,4) OBP: 0.346, SLG: 0.374										3	1	1	1	1	0	2								
24 Cameron Maybin, R (1,8) OBP: 0.302, SLG: 0.327										2	0	1	0	0	0	1								
53 Eric Stults, L (1,1) OBP: 0.289, SLG: 0.599										0	0	0	0	0	0	0								
15 Jebus Cuiumari, R (5,PH) OBP: 0.279, SLG: 0.419										0	0	0	0	0	0	0								
40 Tommy Layne, L (7,1) OBP: 0.279, SLG: 0.419										0	0	0	0	0	0	0								
55 Dale Thayer, R (8,PH) OBP: 0.279, SLG: 0.419										0	0	0	0	0	0	0								
5 Alexi Amarista, L (8,PH) OBP: 0.279, SLG: 0.419										0	0	0	0	0	0	0								
58 Brad Brach, R (9,1) OBP: 0.279, SLG: 0.419										0	0	0	0	0	0	0								
Inning Stats	R: 0 E: 0 K: 2 S: 9	H: 1 LOB: 1 BB: 0 P: 20	R: 0 E: 0 K: 0 S: 9	H: 1 LOB: 1 BB: 0 P: 13	R: 0 E: 0 K: 1 S: 9	H: 2 LOB: 1 BB: 0 P: 12	R: 2 E: 0 K: 0 S: 8	H: 2 LOB: 1 BB: 1 P: 12	R: 2 E: 1 K: 0 S: 15	H: 2 LOB: 2 BB: 1 P: 30	R: 0 E: 0 K: 0 S: 11	H: 1 LOB: 2 BB: 1 P: 21	R: 0 E: 0 K: 0 S: 6	H: 0 LOB: 0 BB: 0 P: 8	R: 4 E: 0 K: 1 S: 19	H: 4 LOB: 2 BB: 2 P: 38	1B: 10 2B: 3 3B: 0 HR: 0	SF: 0 SAC: 1 DP: 1 HBP: 1	WP: 0 PB: 0 SB: 1 CS: 1	PA: 42				
PITCHER	IP WLS BF H R ER SO BB IBB HBP BLK WP HR S P ERA WHIP	IP WLS BF H R ER SO BB IBB HBP BLK WP HR S P ERA WHIP	IP WLS BF H R ER SO BB IBB HBP BLK WP HR S P ERA WHIP	IP WLS BF H R ER SO BB IBB HBP BLK WP HR S P ERA WHIP	IP WLS BF H R ER SO BB IBB HBP BLK WP HR S P ERA WHIP	IP WLS BF H R ER SO BB IBB HBP BLK WP HR S P ERA WHIP	IP WLS BF H R ER SO BB IBB HBP BLK WP HR S P ERA WHIP	IP WLS BF H R ER SO BB IBB HBP BLK WP HR S P ERA WHIP	IP WLS BF H R ER SO BB IBB HBP BLK WP HR S P ERA WHIP	IP WLS BF H R ER SO BB IBB HBP BLK WP HR S P ERA WHIP	IP WLS BF H R ER SO BB IBB HBP BLK WP HR S P ERA WHIP	IP WLS BF H R ER SO BB IBB HBP BLK WP HR S P ERA WHIP	IP WLS BF H R ER SO BB IBB HBP BLK WP HR S P ERA WHIP	IP WLS BF H R ER SO BB IBB HBP BLK WP HR S P ERA WHIP	IP WLS BF H R ER SO BB IBB HBP BLK WP HR S P ERA WHIP	IP WLS BF H R ER SO BB IBB HBP BLK WP HR S P ERA WHIP	IP WLS BF H R ER SO BB IBB HBP BLK WP HR S P ERA WHIP	IP WLS BF H R ER SO BB IBB HBP BLK WP HR S P ERA WHIP	IP WLS BF H R ER SO BB IBB HBP BLK WP HR S P ERA WHIP	IP WLS BF H R ER SO BB IBB HBP BLK WP HR S P ERA WHIP	IP WLS BF H R ER SO BB IBB HBP BLK WP HR S P ERA WHIP	IP WLS BF H R ER SO BB IBB HBP BLK WP HR S P ERA WHIP	IP WLS BF H R ER SO BB IBB HBP BLK WP HR S P ERA WHIP	IP WLS BF H R ER SO BB IBB HBP BLK WP HR S P ERA WHIP



Batter	1	2	3	4	5	6	7	8	9	10	AB	R	H	RBI	BB	SO	LOB	TOP							
11 Jimmy Rollins, S OBP: 0.302, SLG: 0.405	F9		F8			F8			K		5	1	1	0	0	1	1								
28 Kevin Frandsen, R OBP: 0.405, SLG: 0.429	G1-3		K			FC6-4				G3-1	5	2	2	0	0	1	1								
26 Chase Utley, L OBP: 0.358, SLG: 0.451	L7				F8					G3-1	5	1	1	0	0	1	2								
6 Ryan Howard, L OBP: 0.319, SLG: 0.464		HR			F8				K		4	2	2	3	1	1	0								
24 Ty Wigginton, R OBP: 0.326, SLG: 0.375		HR				FC6-4																			
10 Juan Pierre, L OBP: 0.342, SLG: 0.362	G5-3		G5-3			SF7																			
15 John Mayberry Jr., R OBP: 0.284, SLG: 0.420																									
31 Erik Kratz, R OBP: 0.343, SLG: 0.624																									
7 Michael Martinez, S OBP: 0.173, SLG: 0.211																									
9 Dominic Brown, L OBP: 0.327, SLG: 0.352																									
43 Josh Lindblom, R OBP: 0.196, SLG: 0.235																									
58 Jonathan Papelbon, R OBP: 0.327, SLG: 0.429																									
34 Roy Halladay, R OBP: 0.146, SLG: 0.140																									
47 Jeremy Horst, L OBP: 0.193, SLG: 0.234																									
27 Placido Polanco, R OBP: 0.303, SLG: 0.359																									
37 Antonio Bastardo, L OBP: 0.196, SLG: 0.235																									
48 Philippe Aumont, L OBP: 0.277, SLG: 0.258																									
19 Laynce Nix, L OBP: 0.277, SLG: 0.429																									
Inning Stats	R: 0 E: 0 K: 0 S: 5	H: 0 LOB: 0 BB: 0 P: 8	R: 1 E: 0 K: 0 S: 7	H: 3 LOB: 1 BB: 0 P: 12	R: 0 E: 0 K: 2 S: 11	H: 0 LOB: 0 BB: 0 P: 15	R: 0 E: 0 K: 1 S: 9	H: 0 LOB: 1 BB: 1 P: 17	R: 3 E: 0 K: 1 S: 15	H: 4 LOB: 2 BB: 2 P: 26	R: 0 E: 0 K: 1 S: 9	H: 1 LOB: 1 BB: 0 P: 16	R: 0 E: 0 K: 2 S: 9	H: 1 LOB: 1 BB: 0 P: 12	R: 1 E: 0 K: 2 S: 13	H: 1 LOB: 0 BB: 0 P: 14	R: 3 E: 0 K: 2 S: 14	H: 3 LOB: 1 BB: 1 P: 22	1B: 10 2B: 0 3B: 0 HR: 3	SF: 1 SAC: 0 DP: 1 HBP: 0	WP: 1 PB: 0 SB: 0 CS: 1	PA: 45			
PITCHER	IP 5.0	WLS 22	BF 22	H 7	R 4	ER 4	SO 3	BB 1	IBB 0	HBP 0	BLK 0	WP 0	HR 1	S 44	P 71	ERA 7.20	WHIP 1.600								
36 Mike Minor, L ERA: 4.79																									
32 Chad Durbin, R ERA: 3.10																									
39 Jonny Venters, L ERA: 3.47																									
34 Eric O'Flaherty, L ERA: 2.12																									
46 Craig Kimbrel, R ERA: 1.29																									

Philadelphia Phillies @ Atlanta Braves
Turner Field, Atlanta, GA
Fri Aug 31 2012, 7:37 PM - 10:57 PM EDT
Att: 31,203 - Partly Cloudy - 83 F

AB	40
R	8
H	13
RBI	8
BB	3
SO	11
LOB	17



Batter	1	2	3	4	5	6	7	8	9	10	AB	R	H	RBI	BB	SO	LOB	BOTTOM							
24 Michael Bourn, L OBP: 0.348, SLG: 0.409	10 CS		L3			K			E6		5	0	1	0	0	2	3								
14 Martin Prado, R OBP: 0.357, SLG: 0.434			G6-3						L3		4	1	2	2	1	0	2								
22 Jason Heyward, L OBP: 0.343, SLG: 0.495			F8			P6			F7		5	0	0	0	0	0	4								
10 Chipper Jones, S OBP: 0.362, SLG: 0.495											3	1	0	0	2	3	2								
5 Freddie Freeman, L OBP: 0.347, SLG: 0.472											3	1	2	2	2	1	0								
16 Brian McCann, L OBP: 0.303, SLG: 0.406											5	0	0	0	0	0	4								
26 Dan Uggla, R OBP: 0.340, SLG: 0.374											5	0	0	0	0	0	4								
4 Paul Janish, R OBP: 0.277, SLG: 0.258											5	1	1	1	0	2	3								
38 Mike Minor, R ERA: 4.02																									
32 Chad Durbin, R ERA: 3.10																									
39 Jonny Venters, L ERA: 3.47																									
34 Eric O'Flaherty, L ERA: 2.12																									
46 Craig Kimbrel, R ERA: 1.29																									
Inning Stats	R: 0 E: 0 K: 1 S: 9	H: 2 LOB: 2 BB: 0 P: 14	R: 0 E: 0 K: 0 S: 7	H: 1 LOB: 2 BB: 1 P: 12	R: 0 E: 0 K: 0 S: 5	H: 0 LOB: 0 BB: 0 P: 7	R: 0 E: 0 K: 1 S: 15	H: 1 LOB: 2 BB: 2 P: 24	R: 4 E: 0 K: 1 S: 17	H: 3 LOB: 0 BB: 1 P: 26	R: 1 E: 0 K: 1 S: 12	H: 1 LOB: 2 BB: 0 P: 23	R: 0 E: 0 K: 2 S: 10	H: 0 LOB: 0 BB: 0 P: 14	R: 0 E: 1 K: 1 S: 11	H: 1 LOB: 2 BB: 0 P: 13	R: 0 E: 0 K: 1 S: 7	H: 0 LOB: 1 BB: 1 P: 16	R: 0 E: 0 K: 2 S: 12	H: 0 LOB: 0 BB: 0 P: 18	1B: 5 2B: 2 3B: 0 HR: 3	SF: 0 SAC: 0 DP: 1 HBP: 0	WP: 1 PB: 0 SB: 0 CS: 1	PA: 45	
PITCHER	IP 4.2	WLS 23	BF 23	H 7	R 4	ER 4	SO 3	BB 4	IBB 0	HBP 0	BLK 0	WP 0	HR 0	S 51	P 81	ERA 7.71	WHIP 2.357								
34 Roy Halladay, R ERA: 4.02																									
47 Jeremy Horst, L ERA: 1.29																									
37 Antonio Bastardo, L ERA: 5.01																									
48 Philippe Aumont, R ERA: 5.01																									
43 Josh Lindblom, R ERA: 3.58																									

Philadelphia Phillies @ Atlanta Braves
Turner Field, Atlanta, GA
Fri Aug 31 2012, 7:37 PM - 10:57 PM EDT
Att: 31,203 - Partly Cloudy - 83 F

AB	38
R	5
H	9
RBI	5
BB	7
SO	10
LOB	21



Batter	1	2	3	4	5	6	7	8	9	AB	R	H	RBI	BB	SO	LOB	TOP					
11 Jimmy Rollins, S OBP: 0.308, SLG: 0.415										4	0	2	0	1	1	2						
28 Kevin Frandsen, R OBP: 0.392, SLG: 0.408										4	1	0	0	1	0	5						
26 Chase Utley, L OBP: 0.351, SLG: 0.448										5	1	1	0	0	0	2						
6 Ryan Howard, L OBP: 0.328, SLG: 0.462										5	1	1	2	0	1	1						
24 Ty Wigginton, R 19 Laynce Nix, L OBP: 0.322, SLG: 0.417										1	2	0	0	3	1	0						
15 John Mayberry Jr., R OBP: 0.297, SLG: 0.422										1	0	0	0	0	1	0						
31 Erik Kratz, R OBP: 0.336, SLG: 0.604										4	0	1	3	0	2	4						
7 Michael Martinez, S 47 Jeremy Horst, L 58 Jonathan Papelbon, R										3	0	0	0	1	0	1						
35 Cole Hamels, L 43 Josh Lindblom, R 22 Nate Schierholz, L OBP: 0.312, SLG: 0.402										3	0	1	2	0	1	1						
Inning Stats	R: 5 H: 5 E: 0 K: 1 S: 24	H: 5 LOB: 1 BB: 1 P: 41	R: 0 H: 0 E: 0 K: 0 S: 12	H: 0 LOB: 1 BB: 1 P: 19	R: 2 H: 2 E: 0 K: 2 S: 18	H: 2 LOB: 2 BB: 2 P: 32	R: 0 H: 1 E: 0 K: 1 S: 16	H: 1 LOB: 2 BB: 0 P: 24	R: 0 H: 1 E: 0 K: 0 S: 8	H: 1 LOB: 0 BB: 0 P: 13	R: 0 H: 0 E: 0 K: 1 S: 6	H: 0 LOB: 0 BB: 0 P: 10	R: 0 H: 0 E: 0 K: 0 S: 4	H: 0 LOB: 0 BB: 0 P: 7	R: 0 H: 0 E: 0 K: 0 S: 5	H: 0 LOB: 1 BB: 1 P: 10	R: 0 H: 0 E: 0 K: 2 S: 8	H: 0 LOB: 0 BB: 0 P: 14	1B: 3 2B: 6 3B: 0 HR: 0	SF: 0 SAC: 0 DP: 0 HBP: 0	WP: 0 PB: 0 SB: 0 CS: 0	PA: 42
PITCHER	IP: 2.0 WLS: 15 BF: 6 ERA: 3.79	WLS: 7 BF: 7 ERA: 4.19	H: 3 R: 0 ER: 0 SO: 1	H: 3 R: 0 ER: 0 SO: 3	BB: 1 IBB: 0 HBP: 0 BLK: 0	BB: 1 IBB: 0 HBP: 0 BLK: 0	WP: 0 HR: 0 S: 36 P: 57	HR: 0 S: 10 P: 17	ERA: 0.00 WHIP: 1.333	ERA: 0.00 WHIP: 1.000	ERA: 0.00 WHIP: 0.000	ERA: 0.00 WHIP: 0.000	ERA: 0.00 WHIP: 0.000	ERA: 0.00 WHIP: 0.000	ERA: 0.00 WHIP: 0.000	ERA: 0.00 WHIP: 0.000	ERA: 0.00 WHIP: 0.000	ERA: 0.00 WHIP: 0.000	ERA: 0.00 WHIP: 0.000	ERA: 0.00 WHIP: 0.000	ERA: 0.00 WHIP: 0.000	ERA: 0.00 WHIP: 0.000

Philadelphia Phillies @ Atlanta Braves
Turner Field, Atlanta, GA
Sun Sep 02 2012, 5:07 PM - 8:34 PM EDT
Att: 36,394 - Cloudy - 83 F

AB 36
R 7
H 9
RBI 7
BB 6
SO 7
LOB 16



Batter	1	2	3	4	5	6	7	8	9	AB	R	H	RBI	BB	SO	LOB	BOTTOM					
24 Michael Bourn, L OBP: 0.352, SLG: 0.411										3	1	2	0	2	0	1						
14 Martin Prado, R OBP: 0.353, SLG: 0.434										5	1	0	0	0	1	5						
10 Chipper Jones, S OBP: 0.381, SLG: 0.500										5	1	1	3	0	1	1						
5 Freddie Freeman, L OBP: 0.352, SLG: 0.472										3	1	1	0	1	2	2						
8 David Ross, R OBP: 0.344, SLG: 0.459										4	0	0	0	0	2	4						
22 Jason Heyward, L OBP: 0.344, SLG: 0.497										4	2	2	0	0	0	0						
11 Reed Johnson, R OBP: 0.355, SLG: 0.430										4	1	3	3	0	0	0						
4 Paul Janish, R OBP: 0.276, SLG: 0.248										2	1	0	0	2	1	2						
17 Paul Maholm, L 50 Cristian Martinez, R 52 Miguel Batista, R 39 Jonny Venters, L 43 Luis Avilan, L 22 Nate Schierholz, L										1	0	0	0	0	0	0	0					
Inning Stats	R: 0 H: 1 E: 0 K: 2 S: 17	H: 2 LOB: 1 BB: 0 P: 24	R: 1 H: 2 E: 0 K: 1 S: 12	H: 2 LOB: 0 BB: 0 P: 18	R: 0 H: 0 E: 0 K: 1 S: 7	H: 0 LOB: 0 BB: 0 P: 10	R: 0 H: 0 E: 0 K: 0 S: 6	H: 0 LOB: 0 BB: 0 P: 8	R: 0 H: 0 E: 0 K: 0 S: 10	H: 0 LOB: 1 BB: 2 P: 20	R: 2 H: 3 E: 0 K: 2 S: 18	H: 3 LOB: 0 BB: 0 P: 25	R: 0 H: 1 E: 0 K: 2 S: 11	H: 1 LOB: 0 BB: 0 P: 16	R: 0 H: 0 E: 0 K: 1 S: 9	H: 0 LOB: 0 BB: 1 P: 17	R: 0 H: 0 E: 0 K: 1 S: 21	H: 2 LOB: 2 BB: 2 P: 34	1B: 5 2B: 3 3B: 0 HR: 1	SF: 0 SAC: 0 DP: 2 HBP: 0	WP: 0 PB: 0 SB: 1 CS: 1	PA: 40
PITCHER	IP: 6.0 WLS: 3 BF: 26 ERA: 3.04	WLS: 3 BF: 26 ERA: 3.54	H: 3 R: 0 ER: 0 SO: 2	H: 3 R: 0 ER: 0 SO: 2	BB: 2 IBB: 0 HBP: 0 BLK: 0	BB: 2 IBB: 0 HBP: 0 BLK: 0	WP: 0 HR: 0 S: 9 P: 13	HR: 0 S: 20 P: 34	ERA: 0.00 WHIP: 1.500	ERA: 0.00 WHIP: 1.800	ERA: 0.00 WHIP: 6.000	ERA: 0.00 WHIP: 0.000	ERA: 0.00 WHIP: 0.000	ERA: 0.00 WHIP: 0.000	ERA: 0.00 WHIP: 0.000	ERA: 0.00 WHIP: 0.000	ERA: 0.00 WHIP: 0.000	ERA: 0.00 WHIP: 0.000	ERA: 0.00 WHIP: 0.000	ERA: 0.00 WHIP: 0.000	ERA: 0.00 WHIP: 0.000	ERA: 0.00 WHIP: 0.000

Philadelphia Phillies @ Atlanta Braves
Turner Field, Atlanta, GA
Sun Sep 02 2012, 5:07 PM - 8:34 PM EDT
Att: 36,394 - Cloudy - 83 F

AB 34
R 8
H 9
RBI 6
BB 5
SO 10
LOB 19



Batter	1	2	3	4	5	6	7	8	9	AB	R	H	RBI	BB	SO	LOB	TOP			
Dexter Fowler, S OBP: 0.390, SLG: 0.497	F7		K			K		F9		4	0	0	0	0	2	0				
14 Josh Rutledge, R OBP: 0.360, SLG: 0.668	1B			G6-3		G1-3			L8	4	0	1	0	0	0	0				
5 Carlos González, L OBP: 0.361, SLG: 0.523	FC6-4									4	1	2	0	0	1	1				
20 Wilin Rosario, R OBP: 0.298, SLG: 0.535	F9			G5-4-3						4	0	0	0	0	2	3				
22 Jordan Pacheco, R OBP: 0.343, SLG: 0.419		K				G3				3	0	1	0	0	1	0				
21 Tyler Colvin, L OBP: 0.332, SLG: 0.559		K				P3				3	0	0	0	0	2	1				
10 Chris Nelson, R OBP: 0.336, SLG: 0.440										3	0	1	0	0	2	1				
9 DJ LeMahieu, R OBP: 0.310, SLG: 0.365				G5-3						3	0	0	0	0	0	1				
32 Tyler Chatwood, R OBP: 0.222, SLG: 0.292				G1-3						1	0	0	0	0	0	0				
30 Josh Roenicke, R OBP: 0.194, SLG: 0.080										0	0	0	0	0	0	0				
8 Charlie Blackmon, L OBP: 0.345, SLG: 0.514										0	0	0	0	0	0	0				
61 Edgmer Escalona, R OBP: 0.296, SLG: 0.372										0	0	0	0	0	0	0				
56 Guillermo Moscoso, R OBP: 0.296, SLG: 0.440										1	0	0	0	0	0	1				
12 Andrew Brown, R OBP: 0.296, SLG: 0.440										0	0	0	0	0	0	0				
48 Will Harris, R OBP: 0.296, SLG: 0.440										0	0	0	0	0	0	0				
Inning Stats	R: 0 H: 1 K: 0 S: 10	H: 1 LOB: 1 BB: 0 P: 11	R: 0 H: 0 K: 3 S: 9	H: 0 LOB: 0 BB: 0 P: 11	R: 0 H: 0 K: 1 S: 9	H: 0 LOB: 0 BB: 0 P: 11	R: 0 H: 1 K: 0 S: 6	H: 1 LOB: 1 BB: 0 P: 9	R: 0 H: 0 K: 2 S: 12	H: 0 LOB: 0 BB: 0 P: 17	R: 1 H: 2 K: 3 S: 18	H: 2 LOB: 1 BB: 0 P: 24	R: 0 H: 0 K: 1 S: 7	H: 0 LOB: 0 BB: 0 P: 7	R: 0 H: 0 K: 2 S: 9	H: 0 LOB: 0 BB: 0 P: 13	1B: 4 2B: 1 3B: 0 HR: 0	SF: 0 SAC: 0 DP: 1 HBP: 0	WP: 0 PB: 0 SB: 0 CS: 0	PA: 31
PITCHER	IP: 9.0 WLS: W BF: 31 ERA: 1.56	H: 5 R: 1 ER: 0 SO: 12	BB: 0 IBB: 0 HBP: 0 BLK: 0	WP: 0 HR: 0 S: 85 P: 111	ERA: 0.00 WHIP: 0.556	PITCHER	IP: 9.0 WLS: W BF: 31 ERA: 1.56	H: 5 R: 1 ER: 0 SO: 12	BB: 0 IBB: 0 HBP: 0 BLK: 0	WP: 0 HR: 0 S: 85 P: 111	ERA: 0.00 WHIP: 0.556									

Colorado Rockies @ Atlanta Braves
Turner Field, Atlanta, GA
Mon Sep 03 2012, 1:13 PM - 3:51 PM EDT
Att: 24,848 - Cloudy - 83 F

AB	31
R	1
H	5
RBI	0
BB	0
SO	12
LOB	7



Batter	1	2	3	4	5	6	7	8	9	AB	R	H	RBI	BB	SO	LOB	BOTTOM			
24 Michael Bourn, L OBP: 0.353, SLG: 0.409	BB		BB	G5-3			F8			2	2	0	0	2	0	0				
13 Jose Constanza, L OBP: 0.250, SLG: 0.256	SH2-3		BB	L8						2	1	1	0	1	0	0				
22 Jason Heyward, L OBP: 0.341, SLG: 0.493	G1-3		BB							4	0	0	0	0	1	4				
5 Freddie Freeman, L OBP: 0.353, SLG: 0.470	BB		BB							2	2	0	0	2	1	0				
14 Martín Prado, R OBP: 0.354, SLG: 0.437	E3		BB	P4						3	0	2	1	0	0	0				
25 Juan Francisco, L OBP: 0.296, SLG: 0.462	G1-3		BB							4	1	1	1	0	1	2				
8 David Ross, R OBP: 0.342, SLG: 0.460	G5-3		2B							4	0	1	2	0	2	1				
4 Paul Janish, R OBP: 0.271, SLG: 0.244	G6-3		2B							3	0	0	0	0	1	1				
54 Kris Medlen, S OBP: 0.192, SLG: 0.087	K		K							3	0	0	0	0	3	0				
Inning Stats	R: 2 H: 1 K: 0 S: 15	H: 1 LOB: 2 BB: 2 P: 27	R: 0 H: 0 K: 1 S: 9	H: 0 LOB: 0 BB: 0 P: 14	R: 4 H: 2 K: 1 S: 17	H: 2 LOB: 1 BB: 3 P: 33	R: 0 H: 0 K: 1 S: 8	H: 0 LOB: 0 BB: 0 P: 10	R: 0 H: 0 K: 2 S: 9	H: 0 LOB: 0 BB: 0 P: 14	R: 0 H: 1 K: 1 S: 12	H: 1 LOB: 0 BB: 0 P: 17	R: 0 H: 1 K: 2 S: 11	H: 1 LOB: 1 BB: 0 P: 17	R: 0 H: 0 K: 2 S: 9	H: 0 LOB: 0 BB: 0 P: 13	1B: 3 2B: 2 3B: 0 HR: 0	SF: 1 SAC: 1 DP: 0 HBP: 0	WP: 1 PB: 0 SB: 1 CS: 0	PA: 34
PITCHER	IP: 3.0 WLS: L BF: 17 ERA: 5.53	H: 6 R: 5 ER: 2 SO: 2	BB: 5 IBB: 0 HBP: 0 BLK: 0	WP: 1 HR: 0 S: 41 P: 74	ERA: 15.00 WHIP: 2.667	PITCHER	IP: 3.0 WLS: L BF: 17 ERA: 5.53	H: 6 R: 5 ER: 2 SO: 2	BB: 5 IBB: 0 HBP: 0 BLK: 0	WP: 1 HR: 0 S: 41 P: 74	ERA: 15.00 WHIP: 2.667									

Colorado Rockies @ Atlanta Braves
Turner Field, Atlanta, GA
Mon Sep 03 2012, 1:13 PM - 3:51 PM EDT
Att: 24,848 - Cloudy - 83 F

AB	27
R	6
H	5
RBI	4
BB	5
SO	9
LOB	8



Batter	1	2	3	4	5	6	7	8	9	AB	R	H	RBI	BB	SO	LOB	TOP							
Dexter Fowler, S OBP: 0.390, SLG: 0.499	F9		K2-3			K	K		F8	5	0	2	1	0	2	1	Colorado Rockies @ Atlanta Braves Turner Field, Atlanta, GA Tue Sep 04 2012, 7:12 PM - 10:29 PM EDT Att: 16,686 - Cloudy - 74 F							
14 Josh Rutledge, R OBP: 0.349, SLG: 0.589	K			K		G6-3	K		F8	5	0	0	0	0	3	2								
5 Carlos González, L 8 Charlie Blackmon, L OBP: 0.362, SLG: 0.532 OBP: 0.199, SLG: 0.209	L8			HR			K		L5	4	1	2	1	0	1	1								
20 Wilin Rosario, R OBP: 0.297, SLG: 0.530	F9			K					G5-3	5	0	1	0	0	1	1								
21 Tyler Colvin, L OBP: 0.337, SLG: 0.561				K						2	1	1	0	2	1	0								
22 Jordan Pacheco, R OBP: 0.344, SLG: 0.428	F9									4	1	2	2	0	0	4								
10 Chris Nelson, R OBP: 0.331, SLG: 0.433										4	1	0	0	0	1	1								
9 DJ LeMahieu, R OBP: 0.314, SLG: 0.375										4	1	2	0	0	0	0								
13 Drew Pomeranz, R OBP: 0.238, SLG: 0.350										1	0	0	0	0	1	1								
59 Carlos Torres, R OBP: 0.429, SLG: 0.333										1	1	0	0	1	0	0								
49 Rex Brothers, L										1	0	0	0	0	1	1								
34 Matt Belisle, R										0	0	0	0	0	0	0								
Inning Stats	R: 0 E: 0 K: 1 S: 8	H: 0 LOB: 0 BB: 0 P: 12	R: 0 E: 0 K: 0 S: 4	H: 0 LOB: 0 BB: 1 P: 11	R: 0 E: 0 K: 3 S: 12	H: 1 LOB: 1 BB: 0 P: 20	R: 1 E: 0 K: 3 S: 13	H: 1 LOB: 0 BB: 0 P: 18	R: 1 E: 0 K: 0 S: 10	H: 1 LOB: 0 BB: 0 P: 11	R: 0 E: 0 K: 1 S: 15	H: 2 LOB: 3 BB: 1 P: 25	R: 2 E: 1 K: 2 S: 18	H: 1 LOB: 1 BB: 1 P: 31	R: 2 E: 1 K: 1 S: 15	H: 3 LOB: 1 BB: 0 P: 23	R: 0 E: 0 K: 0 S: 9	H: 1 LOB: 1 BB: 0 P: 14	1B: 4 2B: 4 3B: 0 HR: 2	SF: 0 SAC: 0 DP: 0 HBP: 0	WP: 2 PB: 0 SB: 0 CS: 1	PA: 40		
PITCHER	IP WLS BF H R ER SO BB IBB HBP BLK WP HR S P ERA WHIP	IP WLS BF H R ER SO BB IBB HBP BLK WP HR S P ERA WHIP	IP WLS BF H R ER SO BB IBB HBP BLK WP HR S P ERA WHIP	IP WLS BF H R ER SO BB IBB HBP BLK WP HR S P ERA WHIP	IP WLS BF H R ER SO BB IBB HBP BLK WP HR S P ERA WHIP	IP WLS BF H R ER SO BB IBB HBP BLK WP HR S P ERA WHIP	IP WLS BF H R ER SO BB IBB HBP BLK WP HR S P ERA WHIP	IP WLS BF H R ER SO BB IBB HBP BLK WP HR S P ERA WHIP	IP WLS BF H R ER SO BB IBB HBP BLK WP HR S P ERA WHIP	IP WLS BF H R ER SO BB IBB HBP BLK WP HR S P ERA WHIP	IP WLS BF H R ER SO BB IBB HBP BLK WP HR S P ERA WHIP	IP WLS BF H R ER SO BB IBB HBP BLK WP HR S P ERA WHIP	IP WLS BF H R ER SO BB IBB HBP BLK WP HR S P ERA WHIP	IP WLS BF H R ER SO BB IBB HBP BLK WP HR S P ERA WHIP	IP WLS BF H R ER SO BB IBB HBP BLK WP HR S P ERA WHIP	IP WLS BF H R ER SO BB IBB HBP BLK WP HR S P ERA WHIP	IP WLS BF H R ER SO BB IBB HBP BLK WP HR S P ERA WHIP	IP WLS BF H R ER SO BB IBB HBP BLK WP HR S P ERA WHIP	IP WLS BF H R ER SO BB IBB HBP BLK WP HR S P ERA WHIP	IP WLS BF H R ER SO BB IBB HBP BLK WP HR S P ERA WHIP	IP WLS BF H R ER SO BB IBB HBP BLK WP HR S P ERA WHIP	IP WLS BF H R ER SO BB IBB HBP BLK WP HR S P ERA WHIP	IP WLS BF H R ER SO BB IBB HBP BLK WP HR S P ERA WHIP	IP WLS BF H R ER SO BB IBB HBP BLK WP HR S P ERA WHIP

AB	37
R	6
H	10
RBI	4
BB	3
SO	11
LOB	13



Batter	1	2	3	4	5	6	7	8	9	AB	R	H	RBI	BB	SO	LOB	BOTTOM							
24 Michael Bourn, L OBP: 0.354, SLG: 0.409	10 CS 11 G4-3		K			K				3	0	1	0	1	2	0	Colorado Rockies @ Atlanta Braves Turner Field, Atlanta, GA Tue Sep 04 2012, 7:12 PM - 10:29 PM EDT Att: 16,686 - Cloudy - 74 F							
11 Reed Johnson, R OBP: 0.353, SLG: 0.427	G4-3					G5-3				4	0	1	0	0	1	2								
10 Chipper Jones, S OBP: 0.383, SLG: 0.500										4	0	2	0	0	0	0								
5 Freddie Freeman, L OBP: 0.350, SLG: 0.466										4	0	0	0	0	2	3								
14 Martín Prado, R OBP: 0.353, SLG: 0.436	F9		L7							4	0	1	0	0	1	2								
22 Jason Heyward, L OBP: 0.342, SLG: 0.493										4	0	2	0	0	1	0								
8 David Ross, R OBP: 0.352, SLG: 0.471										3	0	2	0	1	1	2								
4 Paul Janish, R OBP: 0.296, SLG: 0.321										2	0	0	0	0	0	3								
13 Jose Constanza, L OBP: 0.296, SLG: 0.354										0	0	0	0	0	0	0								
2 Jeff Baker, R OBP: 0.296, SLG: 0.354										1	0	0	0	0	1	0								
32 Chad Durbin, R OBP: 0.296, SLG: 0.354										0	0	0	0	0	0	0								
52 Miguel Batista, R OBP: 0.296, SLG: 0.354										0	0	0	0	0	0	0								
27 Lyle Overbay, L OBP: 0.296, SLG: 0.354										1	0	0	0	0	0	1								
48 Tommy Hanson, R OBP: 0.068, SLG: 0.024										2	0	0	0	0	1	3								
58 Peter Moylan, R										0	0	0	0	0	0	0								
43 Luis Avilán, L OBP: 0.333, SLG: 0.333										0	0	0	0	0	0	0								
26 Dan Uggla, R OBP: 0.339, SLG: 0.372										1	0	0	0	0	0	0								
Inning Stats	R: 0 E: 0 K: 1 S: 11	H: 2 LOB: 1 BB: 0 P: 17	R: 0 E: 0 K: 0 S: 18	H: 1 LOB: 2 BB: 1 P: 30	R: 0 E: 0 K: 1 S: 14	H: 2 LOB: 2 BB: 0 P: 25	R: 0 E: 0 K: 1 S: 10	H: 1 LOB: 1 BB: 0 P: 12	R: 0 E: 0 K: 1 S: 9	H: 0 LOB: 0 BB: 0 P: 13	R: 0 E: 0 K: 1 S: 12	H: 2 LOB: 2 BB: 0 P: 21	R: 0 E: 0 K: 2 S: 12	H: 0 LOB: 1 BB: 1 P: 18	R: 0 E: 0 K: 2 S: 10	H: 0 LOB: 0 BB: 0 P: 12	R: 0 E: 0 K: 1 S: 10	H: 1 LOB: 0 BB: 0 P: 13	1B: 8 2B: 2 3B: 0 HR: 0	SF: 0 SAC: 0 DP: 2 HBP: 0	WP: 0 PB: 0 SB: 0 CS: 2	PA: 35		
PITCHER	IP WLS BF H R ER SO BB IBB HBP BLK WP HR S P ERA WHIP	IP WLS BF H R ER SO BB IBB HBP BLK WP HR S P ERA WHIP	IP WLS BF H R ER SO BB IBB HBP BLK WP HR S P ERA WHIP	IP WLS BF H R ER SO BB IBB HBP BLK WP HR S P ERA WHIP	IP WLS BF H R ER SO BB IBB HBP BLK WP HR S P ERA WHIP	IP WLS BF H R ER SO BB IBB HBP BLK WP HR S P ERA WHIP	IP WLS BF H R ER SO BB IBB HBP BLK WP HR S P ERA WHIP	IP WLS BF H R ER SO BB IBB HBP BLK WP HR S P ERA WHIP	IP WLS BF H R ER SO BB IBB HBP BLK WP HR S P ERA WHIP	IP WLS BF H R ER SO BB IBB HBP BLK WP HR S P ERA WHIP	IP WLS BF H R ER SO BB IBB HBP BLK WP HR S P ERA WHIP	IP WLS BF H R ER SO BB IBB HBP BLK WP HR S P ERA WHIP	IP WLS BF H R ER SO BB IBB HBP BLK WP HR S P ERA WHIP	IP WLS BF H R ER SO BB IBB HBP BLK WP HR S P ERA WHIP	IP WLS BF H R ER SO BB IBB HBP BLK WP HR S P ERA WHIP	IP WLS BF H R ER SO BB IBB HBP BLK WP HR S P ERA WHIP	IP WLS BF H R ER SO BB IBB HBP BLK WP HR S P ERA WHIP	IP WLS BF H R ER SO BB IBB HBP BLK WP HR S P ERA WHIP	IP WLS BF H R ER SO BB IBB HBP BLK WP HR S P ERA WHIP	IP WLS BF H R ER SO BB IBB HBP BLK WP HR S P ERA WHIP	IP WLS BF H R ER SO BB IBB HBP BLK WP HR S P ERA WHIP	IP WLS BF H R ER SO BB IBB HBP BLK WP HR S P ERA WHIP	IP WLS BF H R ER SO BB IBB HBP BLK WP HR S P ERA WHIP	IP WLS BF H R ER SO BB IBB HBP BLK WP HR S P ERA WHIP

AB	33
R	0
H	9
RBI	0
BB	2
SO	10
LOB	16



Batter	1	2	3	4	5	6	7	8	9	AB	R	H	RBI	BB	SO	LOB	TOP			
Dexter Fowler, S OBP: 0.390, SLG: 0.494	G3		G4-3 1B		F8		F7			4	0	1	0	0	0	0	Colorado Rockies @ Atlanta Braves Turner Field, Atlanta, GA Thu Sep 06 2012, 12:12 PM - 3:02 PM EDT Att: 19,313 - Cloudy - 77 F			
14 Josh Rutledge, R OBP: 0.345, SLG: 0.573	G6-3		G4-3 1B		G5-3		K			4	0	1	0	0	1	0				
22 Jordan Pacheco, R OBP: 0.347, SLG: 0.425	BB		G4-3		BB		F9			2	0	0	0	2	2					
20 Wilin Rosario, R OBP: 0.295, SLG: 0.524	BB		P6		F8		F9			4	0	1	0	0	0	3				
21 Tyler Colvin, L OBP: 0.332, SLG: 0.553	F8		G2-3		F8		K			4	0	0	0	0	1	4				
7 Matt McBride, R OBP: 0.180, SLG: 0.200	F8		K		F9		P5			4	0	0	0	0	1	0				
8 Charlie Blackmon, L OBP: 0.229, SLG: 0.296	FC6-5 2B		G4-3 1B		F8		1B			4	0	4	0	0	0	0				
18 Jonathan Herrera, S OBP: 0.303, SLG: 0.339	FC6-5		G4-3		F8		K			3	0	0	0	0	0	3				
5 Carlos González, L OBP: 0.380, SLG: 0.527	G4-3		G6-3		G3		K			1	0	0	0	0	1	1				
45 Jhoulys Chacin, R ERA: 4.26, SLG: 0.290 51 Matt Reynolds, L ERA: 4.42 56 Guillermo Moscoso, R ERA: 0.93 23 Jason Heyward, L OBP: 0.345, SLG: 0.492 49 Rex Brothers, L ERA: 4.13 34 Matt Belisle, R ERA: 3.03	G4-3		G6-3							2	0	0	0	0	0	2				
12 Andrew Brown, R OBP: 0.200, SLG: 0.343										1	0	0	0	0	1	1				
Inning Stats	R: 0 E: 0 K: 0 S: 6	H: 1 LOB: 2 BB: 1 P: 16	R: 0 E: 0 K: 0 S: 10	H: 1 LOB: 1 BB: 0 P: 13	R: 0 E: 0 K: 0 S: 12	H: 2 LOB: 2 BB: 0 P: 20	R: 0 E: 0 K: 1 S: 10	H: 1 LOB: 1 BB: 0 P: 14	R: 0 E: 0 K: 0 S: 5	H: 0 LOB: 1 BB: 1 P: 10	R: 0 E: 0 K: 1 S: 9	H: 0 LOB: 0 BB: 0 P: 15	R: 0 E: 0 K: 1 S: 6	H: 0 LOB: 0 BB: 0 P: 10	R: 0 E: 0 K: 2 S: 9	H: 1 LOB: 1 BB: 0 P: 10	1B: 6 2B: 1 3B: 0 HR: 0	SF: 0 SAC: 0 DP: 0 HBP: 0	WP: 0 PB: 0 SB: 0 CS: 0	PA: 36
PITCHER	IP WLS BF H R ER SO BB IBB HBP BLK WP HR S P ERA WHIP																			
15 Tim Hudson, R ERA: 3.59	7.0 W 29 6 0 0 2 2 0 0 0 0 0 0 0 61 102 0.00 1.143																			
58 Peter Moylan, R ERA:	0.2 H 2 0 0 0 0 0 0 0 0 0 2 4 0.00 0.000																			
34 Eric O'Flaherty, L ERA: 2.08	0.1 H 1 0 0 0 1 0 0 0 0 0 0 2 6 0.00 0.000																			
46 Craig Kimbrel, R ERA: 1.23	1.0 S 4 1 0 0 2 0 0 0 0 0 0 0 9 10 0.00 1.000																			

Batter	1	2	3	4	5	6	7	8	9	AB	R	H	RBI	BB	SO	LOB	BOTTOM			
24 Michael Bourn, L OBP: 0.354, SLG: 0.406	F8		K		G4-3 1B		G4-3			3	0	0	0	1	1	2	Colorado Rockies @ Atlanta Braves Turner Field, Atlanta, GA Thu Sep 06 2012, 12:12 PM - 3:02 PM EDT Att: 19,313 - Cloudy - 77 F			
14 Martin Prado, R OBP: 0.353, SLG: 0.434	G6-3		G6-3 1B		G6-3 1B		G6-3			4	0	2	0	0	0	0				
22 Jason Heyward, L OBP: 0.345, SLG: 0.492	1B		G6-3 1B		F7		K			4	0	2	0	0	1	3				
5 Freddie Freeman, L OBP: 0.350, SLG: 0.461	K		P6		G4-3		G4-3			3	0	0	0	1	1	4				
25 Juan Francisco, L OBP: 0.296, SLG: 0.460	BB		K		K		G6-3			3	1	1	0	0	2	3				
11 Reed Johnson, R OBP: 0.352, SLG: 0.425	BB		K		K		G6-3			1	0	0	0	0	0	0				
26 Dan Uggla, R OBP: 0.336, SLG: 0.371	SH1-4 2B		F7		P2		G6-3			4	0	1	0	0	0	3				
16 Brian McCann, L OBP: 0.295, SLG: 0.393	L7		P6		K		K2-3			4	0	0	0	0	2	4				
4 Paul Janish, R OBP: 0.269, SLG: 0.238	BB		F7		G6-3		G6-3			2	0	0	0	1	0	0				
15 Tim Hudson, R OBP: 0.269, SLG: 0.277	SH1-4		SH1-4		K					2	0	1	0	0	1	0				
58 Peter Moylan, R ERA:										0	0	0	0	0	0	0				
34 Eric O'Flaherty, L ERA: 2.08										0	0	0	0	0	0	0				
46 Craig Kimbrel, R ERA: 1.23										0	0	0	0	0	0	0				
Inning Stats	R: 0 E: 0 K: 1 S: 9	H: 1 LOB: 0 BB: 0 P: 17	R: 1 E: 0 K: 1 S: 14	H: 2 LOB: 2 BB: 1 P: 22	R: 0 E: 0 K: 1 S: 14	H: 2 LOB: 3 BB: 1 P: 26	R: 0 E: 0 K: 0 S: 12	H: 2 LOB: 3 BB: 1 P: 21	R: 0 E: 0 K: 2 S: 8	H: 0 LOB: 0 BB: 0 P: 9	R: 0 E: 0 K: 1 S: 10	H: 0 LOB: 0 BB: 0 P: 17	R: 0 E: 0 K: 1 S: 11	H: 0 LOB: 0 BB: 0 P: 15	R: 0 E: 0 K: 1 S: 8	H: 0 LOB: 0 BB: 0 P: 11	1B: 6 2B: 1 3B: 0 HR: 0	SF: 0 SAC: 1 DP: 0 HBP: 0	WP: 0 PB: 0 SB: 0 CS: 0	PA: 34
PITCHER	IP WLS BF H R ER SO BB IBB HBP BLK WP HR S P ERA WHIP																			
45 Jhoulys Chacin, R ERA: 4.5	3.1 L 20 7 1 0 3 3 0 0 0 0 0 0 0 44 78 0.00 3.000																			
51 Matt Reynolds, L ERA: 4.42	1.0 3 0 0 0 1 0 0 0 0 0 0 0 8 11 0.00 0.000																			
56 Guillermo Moscoso, R ERA: 0.93	1.2 5 0 0 0 2 0 0 0 0 0 0 0 15 23 0.00 0.000																			
49 Rex Brothers, L ERA: 4.13	1.0 3 0 0 0 1 0 0 0 0 0 0 0 11 25 0.00 0.000																			
34 Matt Belisle, R ERA: 3.03	1.0 3 0 0 0 1 0 0 0 0 0 0 0 8 11 0.00 0.000																			

AB 34
R 0
H 7
RBI 0
BB 2
SO 5
LOB 16



AB 30
R 1
H 7
RBI 0
BB 3
SO 8
LOB 19




livebaseballscorecards.com

livebaseballscorecards.com


Batter	1	2	3	4	5	6	7	8	9	AB	R	H	RBI	BB	SO	LOB	TOP			
24 Michael Bourn, L (1, 8) OBP: 0.355, SLG: 0.406	F7		1B BB				L7			3	0	1	0	1	0	0	Atlanta Braves @ New York Mets Citi Field, Flushing, NY Fri Sep 07 2012, 7:13 PM - 10:06 PM EDT Att: 24,071 - Cloudy - 81 F			
11 Reed Johnson, R (1, 7) OBP: 0.382, SLG: 0.424 39 Jonny Venters, L (7, 1)	F7					P4		K		3	0	1	0	0	0	1				
27 Lyle Overbay, L (6, PH) OBP: 0.357, SLG: 0.434 34 Eric O'Flaherty, L (8, 1) 46 Craig Kimbrel, R (9, 1)	F7		1B					G4-3		4	0	0	0	0	1	4				
10 Chipper Jones, S (1, 5) OBP: 0.377, SLG: 0.491	G6-3		K			L9		G4-3		4	0	0	0	0	0	3				
5 Freddie Freeman, L (1, 3) OBP: 0.348, SLG: 0.457		F9	G6-3			F7		G4-3		4	0	0	0	0	0	0				
14 Martin Prado, R (1, 6) OBP: 0.351, SLG: 0.431		L8		L8		F9			P4	4	0	0	0	0	0	0				
22 Jason Heyward, L (1, 9) OBP: 0.346, SLG: 0.498						G4-3			F7	4	1	2	1	0	0	0				
26 Dan Uggla, R (1, 4) OBP: 0.338, SLG: 0.381		FC6-4 1B			HR					4	2	2	1	0	0	1				
8 David Ross, R (1, 2)			G5-3	F8			SF9 2B		F9	3	0	0	1	0	0	0				
17 Paul Maholm, L (1, 1) OBP: 0.107, SLG: 0.130 32 Chad Durbin, R (6, 1)							K			2	0	1	0	0	1	0				
43 Luis Avilan, L (6, 1) OBP: 0.333, SLG: 0.333 13 Jose Constanza, L (7, PH) 4 Paul Janish, R (7, 6) OBP: 0.273, SLG: 0.244 OBP: 0.265, SLG: 0.238			1B BB				K			0	0	0	0	0	0	0				
Inning Stats	R: 0 E: 0 K: 0 S: 10	H: 0 LOB: 0 BB: 0 P: 15	R: 0 E: 0 K: 0 S: 11	H: 1 LOB: 1 BB: 0 P: 15	R: 0 E: 0 K: 1 S: 13	H: 2 LOB: 3 BB: 1 P: 24	R: 1 E: 0 K: 0 S: 14	H: 1 LOB: 0 BB: 0 P: 20	R: 0 E: 0 K: 1 S: 10	H: 0 LOB: 0 BB: 0 P: 14	R: 1 E: 1 K: 1 S: 9	H: 1 LOB: 0 BB: 0 P: 15	R: 0 E: 0 K: 1 S: 6	H: 0 LOB: 0 BB: 0 P: 9	R: 1 E: 0 K: 0 S: 11	H: 1 LOB: 0 BB: 0 P: 14	1B: 4 2B: 1 3B: 0 HR: 2	SF: 1 SAC: 0 DP: 0 HBP: 0	WP: 0 PB: 0 SB: 0 CS: 0	PA: 35
PITCHER	IP WLS BF H R ER SO	IP WLS BF H R ER SO	IP WLS BF H R ER SO	IP WLS BF H R ER SO	IP WLS BF H R ER SO	IP WLS BF H R ER SO	IP WLS BF H R ER SO	IP WLS BF H R ER SO	IP WLS BF H R ER SO	IP WLS BF H R ER SO	IP WLS BF H R ER SO	IP WLS BF H R ER SO	IP WLS BF H R ER SO	IP WLS BF H R ER SO	IP WLS BF H R ER SO	IP WLS BF H R ER SO	ERA WHIP	ERA WHIP		
49 Jonathon Niese, L (1, 1) ERA: 3.47	6.0	L	24	5	1	1	2	1	0	0	0	0	0	0	0	0	0	1.50	1.000	
39 Bobby Parnell, R (7, 1) ERA: 2.88	1.0		4	1	1	0	1	0	0	0	0	0	0	0	0	0	0	0.00	1.000	
32 Jenny Mejia, R (8, 1) ERA: 4.5	2.0		7	1	1	1	1	0	0	0	0	0	0	0	0	0	0	4.50	0.500	

AB 33
R 3
H 7
RBI 3
BB 1
SO 4
LOB 9



Batter	1	2	3	4	5	6	7	8	9	AB	R	H	RBI	BB	SO	LOB	BOTTOM			
13 Ronny Cedeno, R (1, 6) OBP: 0.349, SLG: 0.423	F8 BB		1B				G6-3		K	4	0	1	0	1	2	1	Atlanta Braves @ New York Mets Citi Field, Flushing, NY Fri Sep 07 2012, 7:13 PM - 10:06 PM EDT Att: 24,071 - Cloudy - 81 F			
28 Daniel Murphy, L (1, 4) OBP: 0.329, SLG: 0.359	1B		K			G1-3		G6-3		5	0	1	0	0	1	3				
5 David Wright, R (1, 5) OBP: 0.402, SLG: 0.499	F8		K			L9				4	0	1	0	0	1	4				
12 Scott Hairston, R (1, 9) OBP: 0.310, SLG: 0.503	L6		F8			FC6-4 1B		K2-3		4	0	0	0	0	1	5				
29 Ike Davis, L (1, 3) OBP: 0.300, SLG: 0.449	G4-3					FC6-4 BB				2	0	0	0	2	1	2				
6 Kelly Shoppach, R (1, 2) OBP: 0.333, SLG: 0.483		K		P5				F9		4	0	1	0	0	1	2				
44 Jason Bay, R (1, 7) OBP: 0.248, SLG: 0.300		G1-6-3				FC5 BB		K		3	0	0	0	1	1	2				
56 Andres Torres, S (1, 8) OBP: 0.325, SLG: 0.322 1 Jordany Valdespin, L (2, 8) OBP: 0.277, SLG: 0.445 Justin Turner, R (6, PH) OBP: 0.337, SLG: 0.392 15 Fred Lewis, L (7, 8)		G4-3		FC6-4						0	0	0	0	0	0	0				
49 Jonathon Niese, L (1, 1) OBP: 0.278, SLG: 0.188 21 Lucas Duda, L (6, PH) OBP: 0.327, SLG: 0.385 39 Bobby Parnell, R (7, 1) 32 Jenny Mejia, R (8, 1) 23 Mike Baxter, L (9, PH) OBP: 0.387, SLG: 0.441										2	0	1	0	0	1	2				
Inning Stats	R: 0 E: 0 K: 0 S: 10	H: 1 LOB: 2 BB: 1 P: 17	R: 0 E: 0 K: 1 S: 6	H: 0 LOB: 0 BB: 0 P: 9	R: 0 E: 0 K: 2 S: 19	H: 2 LOB: 2 BB: 0 P: 29	R: 0 E: 0 K: 1 S: 13	H: 0 LOB: 2 BB: 2 P: 22	R: 0 E: 1 K: 2 S: 8	H: 1 LOB: 1 BB: 0 P: 12	R: 0 E: 0 K: 0 S: 4	H: 0 LOB: 0 BB: 0 P: 5	R: 0 E: 0 K: 2 S: 12	H: 0 LOB: 1 BB: 1 P: 22	R: 0 E: 0 K: 2 S: 10	H: 0 LOB: 1 BB: 1 P: 15		1B: 5 2B: 0 3B: 0 HR: 0	SF: 0 SAC: 0 DP: 0 HBP: 0	WP: 0 PB: 1 SB: 0 CS: 0
PITCHER	IP WLS BF H R ER SO	IP WLS BF H R ER SO	IP WLS BF H R ER SO	IP WLS BF H R ER SO	IP WLS BF H R ER SO	IP WLS BF H R ER SO	IP WLS BF H R ER SO	IP WLS BF H R ER SO	IP WLS BF H R ER SO	IP WLS BF H R ER SO	IP WLS BF H R ER SO	IP WLS BF H R ER SO	IP WLS BF H R ER SO	IP WLS BF H R ER SO	IP WLS BF H R ER SO	IP WLS BF H R ER SO	ERA WHIP	ERA WHIP		
17 Paul Maholm, L (1, 1) ERA: 3.67	5.1	W	25	5	0	0	6	3	0	0	0	0	0	0	0	0	0.00	1.500		
32 Chad Durbin, R (6, 1) ERA: 3.27	0.1	H	1	0	0	0	1	0	0	3	0	0	0	0	0	0	0.00	0.000		
43 Luis Avilan, L (6, 1) ERA: 2.13	0.1	H	1	0	0	0	0	0	0	1	0	0	0	0	0	0	0.00	0.000		
39 Jonny Venters, L (7, 1) ERA: 3.33	1.0	H	3	0	0	0	0	0	0	4	0	0	0	0	0	0	0.00	0.000		
34 Eric O'Flaherty, L (8, 1) ERA: 2.03	1.0	H	4	0	0	0	2	1	0	0	0	0	0	0	0	0	0.00	1.000		

AB 33
R 0
H 5
RBI 0
BB 5
SO 11
LOB 28



Batter	1	2	3	4	5	6	7	8	9	AB	R	H	RBI	BB	SO	LOB	TOP							
24 Michael Bourn, L (1,8) OBP: 0.353, SLG: 0.405 11 Reed Johnson, R (9,8) OBP: 0.352, SLG: 0.424										6	0	1	0	0	2	7								
14 Martin Prado, R (1,6) (7,5)										6	1	3	2	0	1	3								
22 Jason Heyward, L (1,9) OBP: 0.346, SLG: 0.497										5	1	1	0	1	1	5								
10 Chipper Jones, S (1,5) OBP: 0.376, SLG: 0.486 4 Paul Janish, R (7,6) OBP: 0.256, SLG: 0.236										3	0	0	1	1	0	2								
5 Freddie Freeman, L (1,3) OBP: 0.346, SLG: 0.454										5	1	1	1	0	0	2								
26 Dan Uggla, R (1,4) OBP: 0.324, SLG: 0.385										3	3	3	0	2	0	0								
16 Brian McCann, L (1,2) OBP: 0.300, SLG: 0.409										5	3	4	4	0	0	1								
13 Jose Constanza, L (1,7) OBP: 0.286, SLG: 0.261										5	1	2	1	0	1	1								
54 Kris Medlen, S (1,1) OBP: 0.214, SLG: 0.160 25 Juan Francisco, L (7,PH) OBP: 0.295, SLG: 0.458 43 Luis Avilan, L (7,1) OBP: 0.333, SLG: 0.333 20 Eric Hinske, L (9,PH) OBP: 0.283, SLG: 0.317 53 Cory Gearrin, R (9,1) OBP: 0.283, SLG: 0.317										2	0	1	1	0	0	2								
Inning Stats	R: 0 E: 0 K: 1 S: 9	H: 1 LOB: 2 BB: 1 P: 19	R: 1 E: 0 K: 0 S: 11	H: 3 LOB: 2 BB: 0 P: 17	R: 4 E: 0 K: 0 S: 16	H: 4 LOB: 1 BB: 1 P: 29	R: 0 E: 0 K: 0 S: 3	H: 0 LOB: 0 BB: 1 P: 9	R: 2 E: 0 K: 1 S: 19	H: 2 LOB: 0 BB: 0 P: 32	R: 1 E: 0 K: 0 S: 9	H: 1 LOB: 0 BB: 0 P: 14	R: 2 E: 0 K: 1 S: 16	H: 4 LOB: 2 BB: 0 P: 28	R: 0 E: 0 K: 0 S: 6	H: 0 LOB: 1 BB: 1 P: 12	R: 1 E: 0 K: 3 S: 14	H: 2 LOB: 1 BB: 0 P: 20	1B: 11 2B: 4 3B: 0 HR: 2	SF: 0 2B: 4 3B: 0 HR: 2	WP: 2 PB: 0 CS: 0	PA: 48		
PITCHER	IP WLS BF H R ER SO BB IBB HBP BLK WP HR S P ERA WHIP	IP WLS BF H R ER SO BB IBB HBP BLK WP HR S P ERA WHIP	IP WLS BF H R ER SO BB IBB HBP BLK WP HR S P ERA WHIP	IP WLS BF H R ER SO BB IBB HBP BLK WP HR S P ERA WHIP	IP WLS BF H R ER SO BB IBB HBP BLK WP HR S P ERA WHIP	IP WLS BF H R ER SO BB IBB HBP BLK WP HR S P ERA WHIP	IP WLS BF H R ER SO BB IBB HBP BLK WP HR S P ERA WHIP	IP WLS BF H R ER SO BB IBB HBP BLK WP HR S P ERA WHIP	IP WLS BF H R ER SO BB IBB HBP BLK WP HR S P ERA WHIP	IP WLS BF H R ER SO BB IBB HBP BLK WP HR S P ERA WHIP	IP WLS BF H R ER SO BB IBB HBP BLK WP HR S P ERA WHIP	IP WLS BF H R ER SO BB IBB HBP BLK WP HR S P ERA WHIP	IP WLS BF H R ER SO BB IBB HBP BLK WP HR S P ERA WHIP	IP WLS BF H R ER SO BB IBB HBP BLK WP HR S P ERA WHIP	IP WLS BF H R ER SO BB IBB HBP BLK WP HR S P ERA WHIP	IP WLS BF H R ER SO BB IBB HBP BLK WP HR S P ERA WHIP	IP WLS BF H R ER SO BB IBB HBP BLK WP HR S P ERA WHIP	IP WLS BF H R ER SO BB IBB HBP BLK WP HR S P ERA WHIP	IP WLS BF H R ER SO BB IBB HBP BLK WP HR S P ERA WHIP	IP WLS BF H R ER SO BB IBB HBP BLK WP HR S P ERA WHIP	IP WLS BF H R ER SO BB IBB HBP BLK WP HR S P ERA WHIP	IP WLS BF H R ER SO BB IBB HBP BLK WP HR S P ERA WHIP	IP WLS BF H R ER SO BB IBB HBP BLK WP HR S P ERA WHIP	IP WLS BF H R ER SO BB IBB HBP BLK WP HR S P ERA WHIP

Atlanta Braves @ New York Mets
Citi Field, Flushing, NY
Sat Sep 08 2012, 4:08 PM - 8:24 PM EDT
Att: 25,603 - Partly Cloudy - 83 F

AB 43
R 11
H 17
RBI 11
BB 4
SO 6
LOB 26



Batter	1	2	3	4	5	6	7	8	9	AB	R	H	RBI	BB	SO	LOB	BOTTOM							
23 Mike Baxter, L (1,9) OBP: 0.381, SLG: 0.432 12 Scott Hairston, R (7,PH) OBP: 0.309, SLG: 0.502										3	0	0	0	0	2	0								
28 Daniel Murphy, L (1,4) OBP: 0.307, SLG: 0.350 46 Manny Acosta, R (7,1) OBP: 0.333, SLG: 0.333 52 Ramon E Ramirez, R (8,PH) OBP: 0.298, SLG: 0.399 19 Zach Lutz, R (9,1) OBP: 0.298, SLG: 0.399 62 Elvin Ramirez, R (9,1) OBP: 0.298, SLG: 0.399										3	0	0	0	0	0	0								
5 David Wright, R (1,5) OBP: 0.402, SLG: 0.499										4	2	2	0	0	1	0								
29 Ike Davis, L (1,3) OBP: 0.302, SLG: 0.448										3	0	1	0	1	0	2								
21 Lucas Duda, L (1,7) OBP: 0.329, SLG: 0.389										4	0	2	2	0	0	2								
11 Rubén Tejada, R (1,6) OBP: 0.337, SLG: 0.360										4	0	0	0	0	0	4								
1 Jordany Valdespin, L (1,8) OBP: 0.262, SLG: 0.443										3	0	1	0	1	1	1								
30 Josh Thole, L (1,2) OBP: 0.296, SLG: 0.291 4 Mike Nickeas, R (7,PH) OBP: 0.246, SLG: 0.233										2	0	0	0	0	0	2								
53 Jeremy Hefner, R (1,1) OBP: 0.293, SLG: 0.293 45 Justin Hampson, L (3,PH) OBP: 0.293, SLG: 0.293 15 Fred Lewis, L (3,PH) OBP: 0.293, SLG: 0.293 73 Robert Carson, L (4,1) OBP: 0.293, SLG: 0.293 13 Ronny Cedeno, R (5,PH) OBP: 0.293, SLG: 0.293										0	0	0	0	0	0	0								
Inning Stats	R: 0 E: 0 K: 1 S: 7	H: 0 LOB: 0 BB: 0 P: 10	R: 0 E: 0 K: 0 S: 11	H: 1 LOB: 2 BB: 1 P: 16	R: 0 E: 0 K: 1 S: 7	H: 0 LOB: 0 BB: 0 P: 10	R: 1 E: 0 K: 0 S: 11	H: 2 LOB: 1 BB: 0 P: 16	R: 1 E: 0 K: 1 S: 9	H: 1 LOB: 0 BB: 0 P: 12	R: 0 E: 0 K: 0 S: 9	H: 0 LOB: 1 BB: 1 P: 16	R: 0 E: 0 K: 1 S: 12	H: 2 LOB: 1 BB: 0 P: 17	R: 1 E: 0 K: 0 S: 10	H: 2 LOB: 1 BB: 0 P: 20	R: 0 E: 0 K: 3 S: 9	H: 0 LOB: 0 BB: 0 P: 12	1B: 6 2B: 1 3B: 0 HR: 1	SF: 0 2B: 1 3B: 0 HR: 1	WP: 0 PB: 0 CS: 0	PA: 36		
PITCHER	IP WLS BF H R ER SO BB IBB HBP BLK WP HR S P ERA WHIP	IP WLS BF H R ER SO BB IBB HBP BLK WP HR S P ERA WHIP	IP WLS BF H R ER SO BB IBB HBP BLK WP HR S P ERA WHIP	IP WLS BF H R ER SO BB IBB HBP BLK WP HR S P ERA WHIP	IP WLS BF H R ER SO BB IBB HBP BLK WP HR S P ERA WHIP	IP WLS BF H R ER SO BB IBB HBP BLK WP HR S P ERA WHIP	IP WLS BF H R ER SO BB IBB HBP BLK WP HR S P ERA WHIP	IP WLS BF H R ER SO BB IBB HBP BLK WP HR S P ERA WHIP	IP WLS BF H R ER SO BB IBB HBP BLK WP HR S P ERA WHIP	IP WLS BF H R ER SO BB IBB HBP BLK WP HR S P ERA WHIP	IP WLS BF H R ER SO BB IBB HBP BLK WP HR S P ERA WHIP	IP WLS BF H R ER SO BB IBB HBP BLK WP HR S P ERA WHIP	IP WLS BF H R ER SO BB IBB HBP BLK WP HR S P ERA WHIP	IP WLS BF H R ER SO BB IBB HBP BLK WP HR S P ERA WHIP	IP WLS BF H R ER SO BB IBB HBP BLK WP HR S P ERA WHIP	IP WLS BF H R ER SO BB IBB HBP BLK WP HR S P ERA WHIP	IP WLS BF H R ER SO BB IBB HBP BLK WP HR S P ERA WHIP	IP WLS BF H R ER SO BB IBB HBP BLK WP HR S P ERA WHIP	IP WLS BF H R ER SO BB IBB HBP BLK WP HR S P ERA WHIP	IP WLS BF H R ER SO BB IBB HBP BLK WP HR S P ERA WHIP	IP WLS BF H R ER SO BB IBB HBP BLK WP HR S P ERA WHIP	IP WLS BF H R ER SO BB IBB HBP BLK WP HR S P ERA WHIP	IP WLS BF H R ER SO BB IBB HBP BLK WP HR S P ERA WHIP	IP WLS BF H R ER SO BB IBB HBP BLK WP HR S P ERA WHIP

Atlanta Braves @ New York Mets
Citi Field, Flushing, NY
Sat Sep 08 2012, 4:08 PM - 8:24 PM EDT
Att: 25,603 - Partly Cloudy - 83 F

AB 34
R 3
H 8
RBI 3
BB 2
SO 7
LOB 14



Batter	1	2	3	4	5	6	7	8	9	10	AB	R	H	RBI	BB	SO	LOB	TOP		
24 Michael Bourn, L OBP: 0.354, SLG: 0.405											5	0	2	1	0	1	2			
14 Martin Prado, R OBP: 0.352, SLG: 0.430											4	1	1	0	0	0	1			
22 Jason Heyward, L OBP: 0.346, SLG: 0.494											3	0	0	0	2	0	2			
5 Freddie Freeman, L OBP: 0.347, SLG: 0.451											3	0	0	0	2	0	2			
26 Dan Uggla, R OBP: 0.344, SLG: 0.386											4	0	1	0	1	1	3			
16 Brian McCann, L OBP: 0.289, SLG: 0.415											4	1	1	2	0	1	1			
25 Juan Francisco, L OBP: 0.289, SLG: 0.448											4	0	0	0	0	0	0			
46 Craig Kimbrel, R											1	0	0	0	0	1	2			
27 Lyle Overbay, L OBP: 0.354, SLG: 0.430											0	0	0	0	0	0	0			
58 Peter Moylan, R											0	0	0	0	0	0	0			
13 Jose Constanza, L OBP: 0.308, SLG: 0.292											2	1	1	0	1	1	0			
10 Chipper Jones, S OBP: 0.377, SLG: 0.486											0	0	0	0	1	0	0			
11 Reed Johnson, R OBP: 0.352, SLG: 0.424											0	0	0	0	0	0	0			
48 Tommy Hanson, R OBP: 0.064, SLG: 0.022											3	0	0	0	0	2	3			
39 Jonny Venters, L											0	0	0	0	0	0	0			
34 Eric O'Flaherty, L											0	0	0	0	0	0	0			
20 Eric Hinske, L OBP: 0.251, SLG: 0.315											1	0	0	0	0	0	1			
4 Paul Janish, R OBP: 0.268, SLG: 0.236											0	0	0	0	0	0	0			
Inning Stats	R: 0 E: 0 K: 0 S: 7	H: 1 LOB: 1 BB: 0 P: 11	R: 0 E: 0 K: 3 S: 12	H: 1 LOB: 2 BB: 1 P: 20	R: 0 E: 0 K: 0 S: 9	H: 0 LOB: 1 BB: 1 P: 17	R: 0 E: 0 K: 1 S: 6	H: 0 LOB: 0 BB: 0 P: 10	R: 1 E: 0 K: 1 S: 13	H: 2 LOB: 3 BB: 2 P: 25	R: 0 E: 0 K: 0 S: 6	H: 0 LOB: 0 BB: 0 P: 10	R: 0 E: 0 K: 2 S: 14	H: 0 LOB: 2 BB: 1 P: 24	R: 1 E: 0 K: 1 S: 11	H: 1 LOB: 2 BB: 2 P: 24	1B: 3 2B: 2 3B: 0 HR: 1	SF: 1 SAC: 1 DP: 0 HBP: 0	WP: 1 PB: 0 SB: 1 CS: 0	PA: 43
PITCHER	IP WLS BF H R ER SO BB IBB HBP BLK WP HR S P ERA WHIP	6.0 1.1 4 0 0 0 0 3 0 0 0 0 1 56 97 3.00 1.333	7.1 1.1 4 0 0 0 0 0 0 0 0 0 0 7 11 0.00 0.000	8.1 0.2 2 0 0 0 1 0 0 0 0 0 0 7 9 0.00 0.000	9.1 1.0 4 0 0 0 2 1 0 0 0 1 0 14 24 0.00 1.000	10.1 1.0 L 6 1 1 1 1 1 0 0 0 0 11 24 9.00 2.000														

Atlanta Braves @ New York Mets
Citi Field, Flushing, NY
Sun Sep 09 2012, 1:12 PM - 4:28 PM EDT
Att. 23,161 - Sunny - 75 F

AB 34
R 3
H 6
RBI 3
BB 7
SO 11
LOB 18




Batter	1	2	3	4	5	6	7	8	9	10	AB	R	H	RBI	BB	SO	LOB	BOTTOM						
23 Mike Baxter, L OBP: 0.374, SLG: 0.424											3	0	0	0	0	1	0							
12 Scott Hairston, R OBP: 0.307, SLG: 0.458											2	0	0	0	0	2	2							
28 Daniel Murphy, L OBP: 0.331, SLG: 0.403											4	2	3	0	1	1	0							
5 David Wright, R OBP: 0.401, SLG: 0.498											5	0	1	1	0	0	5							
29 Ike Davis, L OBP: 0.294, SLG: 0.449											4	0	2	1	0	1	1							
44 Jason Bay, R OBP: 0.246, SLG: 0.300											0	0	0	0	0	0	0							
21 Lucas Duda, L OBP: 0.328, SLG: 0.387											4	0	1	0	0	2	2							
Justin Turner, R OBP: 0.331, SLG: 0.385											3	0	0	0	0	2	1							
60 Jon Rauch, R											0	0	0	0	0	0	0							
6 Kelly Shoppach, R OBP: 0.332, SLG: 0.481											1	0	0	0	0	1	1							
56 Andres Torres, S OBP: 0.324, SLG: 0.318											3	0	0	0	1	0	1							
30 Josh Thole, L OBP: 0.294, SLG: 0.289											2	0	0	0	0	0	1							
13 Ronny Cedeno, R OBP: 0.297, SLG: 0.438											1	0	0	0	0	0	0							
48 Frank Francisco, R											0	0	0	0	0	0	0							
39 Bobby Parnell, R											0	0	0	0	0	0	0							
1 Jordany Valdespin, L OBP: 0.287, SLG: 0.446											1	0	1	0	0	0	0							
55 Chris Young, R OBP: 0.138, SLG: 0.143											1	0	0	0	0	0	0							
15 Fred Lewis, L											0	0	0	0	0	0	0							
66 Josh Edgin, R											1	0	0	0	0	0	0							
11 Ruben Tejada, R OBP: 0.358, SLG: 0.359											1	0	0	0	0	0	0							
Inning Stats	R: 0 E: 0 K: 2 S: 7	H: 0 LOB: 0 BB: 0 P: 11	R: 0 E: 0 K: 2 S: 8	H: 0 LOB: 0 BB: 0 P: 9	R: 0 E: 0 K: 0 S: 7	H: 0 LOB: 0 BB: 0 P: 12	R: 1 E: 0 K: 0 S: 10	H: 2 LOB: 1 BB: 0 P: 11	R: 0 E: 0 K: 1 S: 7	H: 0 LOB: 0 BB: 1 P: 16	R: 1 E: 0 K: 1 S: 10	H: 2 LOB: 1 BB: 0 P: 14	R: 0 E: 0 K: 0 S: 4	H: 1 LOB: 0 BB: 0 P: 4	R: 0 E: 1 K: 1 S: 15	H: 1 LOB: 2 BB: 0 P: 21	R: 0 E: 0 K: 2 S: 15	H: 1 LOB: 2 BB: 0 P: 21	R: 0 E: 0 K: 1 S: 7	H: 1 LOB: 2 BB: 1 P: 16	1B: 5 2B: 4 3B: 0 HR: 0	SF: 0 SAC: 1 DP: 2 HBP: 0	WP: 0 PB: 0 SB: 3 CS: 0	PA: 39
PITCHER	IP WLS BF H R ER SO BB IBB HBP BLK WP HR S P ERA WHIP	5.2 1.1 4 1 0 0 1 1 0 0 0 0 0 46 70 3.18 0.882	6.1 1.1 4 1 0 0 1 0 0 0 0 0 0 7 7 0.00 0.750	8.1 1.0 5 1 0 0 1 0 0 0 0 0 0 15 21 0.00 1.000	9.1 1.0 W 4 1 0 0 2 0 0 0 0 0 15 21 0.00 1.000	10.1 1.0 S 5 1 0 0 1 1 0 0 0 0 7 16 0.00 2.000																		

Atlanta Braves @ New York Mets
Citi Field, Flushing, NY
Sun Sep 09 2012, 1:12 PM - 4:28 PM EDT
Att. 23,161 - Sunny - 75 F

AB 36
R 2
H 8
RBI 2
BB 2
SO 10
LOB 14



Batter	1	2	3	4	5	6	7	8	9	AB	R	H	RBI	BB	SO	LOB	TOP										
24 Michael Bourn, L (1, 8) OBP: 0.351, SLG: 0.402	G5-3			G6-3		G1-3	F7			4	0	0	0	0	0	3	Atlanta Braves @ Milwaukee Brewers Miller Park, Milwaukee, WI Mon Sep 10 2012, 7:12 PM - 10:20 PM CDT Att: 34,395 - Clear - 71 F										
14 Martin Prado, R (1, 7) OBP: 0.354, SLG: 0.432	G4-3			22 1B			1B		5 1B	4	0	3	0	0	0	0											
22 Jason Heyward, L (1, 9) OBP: 0.347, SLG: 0.494				10 1B		K			F7	4	0	2	0	0	1	2											
10 Chipper Jones, S (1, 5) OBP: 0.376, SLG: 0.484	CS		F7			K			F8	4	0	1	0	0	1	2											
5 Freddie Freeman, L (1, 3) OBP: 0.348, SLG: 0.450										3	0	1	0	1	2	2											
26 Dan Uggla, R (1, 4) OBP: 0.343, SLG: 0.385	G5-3									4	1	1	0	0	0	1											
16 Brian McCann, L (1, 2) OBP: 0.301, SLG: 0.414				G6-3						3	0	1	0	1	0	0											
19 Andrelton Simmons, R (1, 6) OBP: 0.333, SLG: 0.441				F9		G6-3			G4-3	3	0	0	0	1	0	1											
36 Mike Minor, R (1, 1) OBP: 0.178, SLG: 0.302										2	0	0	0	0	0	0											
53 Cory Gearrin, R (6, 1) ERA: 4.1										0	0	0	0	0	0	0											
27 Lyle Overbay, L (7, PH) OBP: 0.366, SLG: 0.436										1	0	1	0	0	0	0											
39 Jonny Venters, L (7, 1) ERA: 3.78										0	0	0	0	0	0	0											
32 Chad Durbin, R (7, 1) ERA: 3.4										0	0	0	0	0	0	0											
50 Cristhian Martinez, R (7, 1) ERA: 4.11										0	0	0	0	0	0	0											
Inning Stats	R: 0 E: 0 K: 0 S: 8	H: 1 LOB: 0 BB: 0 P: 17	R: 0 E: 0 K: 0 S: 6	H: 0 LOB: 0 BB: 1 P: 16	R: 0 E: 0 K: 1 S: 9	H: 0 LOB: 0 BB: 0 P: 13	R: 0 E: 0 K: 1 S: 12	H: 3 LOB: 2 BB: 0 P: 17	R: 1 E: 0 K: 0 S: 8	H: 2 LOB: 0 BB: 0 P: 12	R: 0 E: 0 K: 2 S: 14	H: 1 LOB: 1 BB: 2 P: 20	R: 0 E: 0 K: 1 S: 8	H: 1 LOB: 2 BB: 2 P: 20	R: 0 E: 0 K: 0 S: 13	H: 0 LOB: 0 BB: 0 P: 11		1B: 10 2B: 0 3B: 0 HR: 0	SF: 0 SAC: 0 DP: 1 HBP: 0	WP: 0 PB: 0 SB: 0 CS: 1	PA: 36						
PITCHER	IP	WLS	BF	H	R	ER	SO	BB	IBB	HBP	BLK	WP	HR	S	P	ERA		WHIP									
60 Wily Peralta, R (1, 1) ERA: 3.46	6.0		22	7	1	1	4	1	0	0	0	0	0	57	97	1.50	1.333										
40 Jose Veras, R (7, 1) ERA: 4.1	1.0	W	6	1	0	0	1	2	0	0	0	0	0	8	20	0.00	3.000										
51 Jim Henderson, R (8, 1) ERA: 3.98	1.0	H	4	2	0	0	0	0	0	0	0	0	0	13	16	0.00	2.000										
59 John Axford, R (9, 1) ERA: 4.62	1.0	S	3	0	0	0	0	0	0	0	0	0	0	6	11	0.00	0.000										

Batter	1	2	3	4	5	6	7	8	9	AB	R	H	RBI	BB	SO	LOB	BOTTOM										
7 Norichika Aoki, L (1, 9) OBP: 0.353, SLG: 0.425	G3						F9			4	0	2	2	0	0	0	Atlanta Braves @ Milwaukee Brewers Miller Park, Milwaukee, WI Mon Sep 10 2012, 7:12 PM - 10:20 PM CDT Att: 34,395 - Clear - 71 F										
27 Carlos Gómez, R (1, 8) OBP: 0.294, SLG: 0.454	K					F8	SF8			3	0	0	1	0	2	1											
8 Ryan Braun, R (1, 7) OBP: 0.388, SLG: 0.600					L7					2	0	0	0	2	1	1											
16 Aramis Ramirez, R (1, 5) OBP: 0.362, SLG: 0.526	P3				G5-3				FC5-2	3	0	0	0	1	0	3											
23 Rickie Weeks Jr, R (1, 4) OBP: 0.331, SLG: 0.390					F7					2	0	0	0	2	1	1											
12 Martín Maldonado, R (1, 2) OBP: 0.333, SLG: 0.421										3	0	2	0	0	0	1											
33 Eric Farris, R (7, PH) ERA: 3.78										0	1	0	0	0	0	0											
5 Taylor Green, L (7, PH) OBP: 0.272, SLG: 0.333										1	0	0	0	0	0	3											
45 Travis Ishikawa, L (1, 3) ERA: 4.42										2	0	0	0	0	2	2											
9 Jean Segura, R (7, PH) OBP: 0.277, SLG: 0.264										0	1	0	0	1	0	0											
51 Jim Henderson, L (8, 1) ERA: 3.98										0	0	0	0	0	0	0											
2 Nyjer Morgan, L (8, PH) OBP: 0.300, SLG: 0.305										1	0	0	0	0	0	0											
59 John Axford, R (9, 1) ERA: 4.62										0	0	0	0	0	0	0											
14 Jeff Bianchi, R (1, 6) OBP: 0.245, SLG: 0.400										3	1	0	0	0	1	1											
60 Wily Peralta, R (1, 1) ERA: 3.46										2	0	0	0	0	2	2											
40 Jose Veras, R (7, 1) ERA: 4.1										0	1	0	0	1	0	0											
20 Jonathan Lucroy, R (7, PH) OBP: 0.375, SLG: 0.518										1	1	0	0	1	0	0											
Inning Stats	R: 0 E: 0 K: 1 S: 16	H: 0 LOB: 1 BB: 1 P: 28	R: 0 E: 0 K: 2 S: 14	H: 0 LOB: 1 BB: 1 P: 22	R: 0 E: 0 K: 2 S: 13	H: 1 LOB: 0 BB: 0 P: 19	R: 0 E: 0 K: 1 S: 12	H: 1 LOB: 1 BB: 0 P: 19	R: 0 E: 0 K: 1 S: 6	H: 0 LOB: 0 BB: 0 P: 11	R: 0 E: 0 K: 2 S: 16	H: 0 LOB: 1 BB: 1 P: 26	R: 4 E: 0 K: 0 S: 20	H: 2 LOB: 3 BB: 4 P: 45	R: 0 E: 0 K: 0 S: 8	H: 0 LOB: 0 BB: 0 P: 9	1B: 2 2B: 2 3B: 0 HR: 0	SF: 1 SAC: 1 DP: 0 HBP: 0	WP: 1 PB: 0 SB: 2 CS: 0	PA: 36							
PITCHER	IP	WLS	BF	H	R	ER	SO	BB	IBB	HBP	BLK	WP	HR	S	P	ERA	WHIP										
36 Mike Minor, L (1, 1) ERA: 3.78	5.2		21	2	0	0	8	2	0	0	0	0	0	4	10	0.00	3.000										
39 Jonny Venters, L (7, 1) ERA: 3.78	0.0	L	3	1	4	4	0	1	0	0	0	0	0	6	10	∞	∞										
32 Chad Durbin, R (7, 1) ERA: 3.4	0.2		6	1	0	0	0	2	1	0	0	0	0	12	32	0.00	4.500										
50 Cristhian Martinez, R (7, 1) ERA: 4.11	1.1		4	0	0	0	0	0	0	0	0	0	0	10	12	0.00	0.000										

Batter	1	2	3	4	5	6	7	8	9	AB	R	H	RBI	BB	SO	LOB	TOP					
24 Michael Bourn, L (1, 8) OBP: 0.347, SLG: 0.397										4	0	0	0	0	2	0						
14 Martín Prado, R (1, 7) OBP: 0.352, SLG: 0.428										4	0	0	0	0	2	0						
22 Jason Heyward, L (1, 9) OBP: 0.344, SLG: 0.494										4	1	1	1	0	0	0						
10 Chipper Jones, S (1, 5) OBP: 0.379, SLG: 0.481										3	1	1	0	1	0	0						
5 Freddie Freeman, L (1, 3) OBP: 0.349, SLG: 0.451										4	0	2	0	0	1	1						
26 Dan Uggla, R (1, 4) OBP: 0.342, SLG: 0.381										3	0	0	0	1	1	2						
16 Brian McCann, L (1, 2) OBP: 0.300, SLG: 0.409										3	0	1	0	1	0	1						
4 Paul Janish, R (1, 6) OBP: 0.269, SLG: 0.234										2	0	0	0	1	0	1						
20 Eric Hinske, L (9, PH) OBP: 0.279, SLG: 0.312										1	0	0	0	0	0	2						
17 Paul Maholm, L (1, 1) OBP: 0.103, SLG: 0.125										2	0	0	0	0	2	1						
50 Cristhian Martínez, R (5, 1) OBP: 0.333, SLG: 0.533										0	0	0	0	0	0	0						
43 Luis Avilán, L (6, 1) OBP: 0.228, SLG: 0.228										0	0	0	0	0	0	0						
27 Lyle Overbay, L (7, PH) OBP: 0.333, SLG: 0.533										1	0	0	0	0	0	2						
39 Jonny Venters, L (7, 1) OBP: 0.279, SLG: 0.312										0	0	0	0	0	0	0						
32 Chad Durbin, R (8, 1) OBP: 0.279, SLG: 0.312										0	0	0	0	0	0	0						
Inning Stats	R: 1 E: 0 K: 1 S: 10	H: 2 LOB: 1 BB: 0 P: 20	R: 0 E: 0 K: 1 S: 9	H: 0 LOB: 1 BB: 1 P: 18	R: 0 E: 0 K: 2 S: 8	H: 0 LOB: 0 BB: 0 P: 11	R: 1 E: 0 K: 0 S: 7	H: 1 LOB: 0 BB: 1 P: 13	R: 0 E: 0 K: 1 S: 7	H: 0 LOB: 0 BB: 0 P: 12	R: 0 E: 0 K: 0 S: 6	H: 0 LOB: 0 BB: 0 P: 10	R: 0 E: 0 K: 1 S: 11	H: 1 LOB: 2 BB: 1 P: 20	R: 0 E: 0 K: 1 S: 6	H: 0 LOB: 0 BB: 0 P: 10	R: 0 E: 0 K: 1 S: 15	H: 1 LOB: 2 BB: 1 P: 23	1B: 4 2B: 0 3B: 0 HR: 1	SF: 0 SAC: 0 DP: 1 HBP: 0	WP: 0 PB: 0 CS: 0	PA: 35
PITCHER	IP	WLS	BF	H	R	ER	SO	BB	IBB	HBP	BLK	WP	HR	S	P	ERA	WHIP					
49 Yovani Gallardo, R (1, 1) ERA: 3.72	7.0	W	27	4	2	2	6	3	0	0	0	0	1	58	104	2.57	1.000					
40 Jose Veras, R (8, 1) ERA: 4.03	1.0		3	0	0	0	1	0	0	0	0	0	0	6	10	0.00	0.000					
50 Kameron Loe, R (9, 1) ERA: 3.88	1.0		5	1	0	0	1	1	0	0	0	0	0	15	23	0.00	2.000					

Atlanta Braves @ Milwaukee Brewers
Miller Park, Milwaukee, WI
Wed Sep 12 2012, 7:11 PM - 10:03 PM CDT
Att: 37,847 - Partly Cloudy - 80 F

AB 31
R 2
H 5
RBI 1
BB 4
SO 8
LOB 10



Batter	1	2	3	4	5	6	7	8	9	AB	R	H	RBI	BB	SO	LOB	BOTTOM				
7 Norichika Aoki, L (1, 9) OBP: 0.355, SLG: 0.427										4	1	2	0	1	1	1					
23 Rickie Weeks Jr., R (1, 4) OBP: 0.332, SLG: 0.406										5	1	2	3	0	0	3					
8 Ryan Braun, R (1, 7) OBP: 0.385, SLG: 0.593										5	1	2	0	0	1	2					
16 Aramis Ramirez, R (1, 5) OBP: 0.361, SLG: 0.529											5	1	1	0	0	1	2				
20 Jonathan Lucroy, R (1, 2) OBP: 0.377, SLG: 0.512											3	1	1	1	2	1	1				
27 Carlos Gómez, R (1, 8) OBP: 0.296, SLG: 0.452											1	0	1	0	0	0					
22 Logan Schafer, L (3, 8) OBP: 0.286, SLG: 0.167											2	1	0	0	1	0	2				
45 Travis Ishikawa, L (1, 3) OBP: 0.338, SLG: 0.443											4	1	2	3	0	1	2				
14 Jeff Bianchi, R (1, 6) OBP: 0.228, SLG: 0.370											4	1	0	0	0	0	3				
49 Yovani Gallardo, R (1, 1) OBP: 0.164, SLG: 0.262										2	0	1	1	0	0	0					
33 Eric Farris, R (7, PH) ERA: 2.28										1	0	0	0	0	1	1					
40 Jose Veras, R (8, 1) ERA: 3.71										0	0	0	0	0	0	0					
50 Kameron Loe, R (9, 1) ERA: 3.34										0	0	0	0	0	0	0					
Inning Stats	R: 0 E: 0 K: 1 S: 8	H: 1 LOB: 1 BB: 0 P: 13	R: 0 E: 0 K: 0 S: 7	H: 1 LOB: 1 BB: 0 P: 10	R: 0 E: 0 K: 0 S: 11	H: 1 LOB: 1 BB: 0 P: 19	R: 0 E: 0 K: 1 S: 8	H: 0 LOB: 1 BB: 1 P: 13	R: 8 E: 1 K: 0 S: 27	H: 7 LOB: 2 BB: 2 P: 44	R: 0 E: 0 K: 1 S: 14	H: 0 LOB: 1 BB: 1 P: 21	R: 0 E: 0 K: 2 S: 11	H: 1 LOB: 0 BB: 0 P: 14	R: 0 E: 0 K: 1 S: 13	H: 1 LOB: 1 BB: 0 P: 21	1B: 9 2B: 2 3B: 0 HR: 1	SF: 0 SAC: 1 DP: 0 HBP: 0	WP: 1 PB: 0 CS: 0	PA: 41	
PITCHER	IP	WLS	BF	H	R	ER	SO	BB	IBB	HBP	BLK	WP	HR	S	P	ERA	WHIP				
17 Paul Maholm, L (1, 1) ERA: 3.9	4.1	L	25	9	8	6	2	2	0	0	0	0	0	16	28	0.00	2.250				
50 Cristhian Martínez, R (5, 1) ERA: 4.04	1.1		7	1	0	0	1	2	0	0	0	0	0	5	6	0.00	0.000				
43 Luis Avilán, L (6, 1) ERA: 2.28	0.1		1	0	0	0	0	0	0	0	0	0	0	1	1	0.00	1.000				
39 Jonny Venters, L (7, 1) ERA: 3.71	1.0		4	1	0	0	2	0	0	0	0	0	0	11	14	0.00	1.000				
32 Chad Durbin, R (8, 1) ERA: 3.34	1.0		4	1	0	0	1	0	0	0	0	0	0	13	21	0.00	1.000				

Atlanta Braves @ Milwaukee Brewers
Miller Park, Milwaukee, WI
Wed Sep 12 2012, 7:11 PM - 10:03 PM CDT
Att: 37,847 - Partly Cloudy - 80 F

AB 36
R 8
H 12
RBI 8
BB 4
SO 6
LOB 17



Batter	1	2	3	4	5	6	7	8	9	AB	R	H	RBI	BB	SO	LOB	TOP										
28 Jayson Werth, R OBP: 0.397, SLG: 0.458										4	0	1	0	0	1	0	Washington Nationals @ Atlanta Braves Turner Field, Atlanta, GA Fri Sep 14 2012, 7:38 PM - 10:22 PM EDT Att: 41,797 - Partly Cloudy - 79 F										
34 Bryce Harper, L OBP: 0.338, SLG: 0.462										3	1	2	1	1	1	0											
11 Ryan Zimmerman, R (1.5)										4	0	0	0	0	2	3											
25 Adam LaRoche, L (1.3)										4	0	1	0	0	2	1											
20 Ian Desmond, R (1.6)										4	0	0	0	0	2	1											
8 Danny Espinosa, S (1.4)										4	0	0	0	0	4	1											
2 Roger Bernadina, L (1.7)										3	0	0	0	0	2	1											
24 Kurt Suzuki, R (1.2)										3	0	1	0	0	0	0											
48 Ross Detwiler, R (1.1)										2	0	0	0	0	2	0											
10 Corey Brown, L (7. PH)										1	0	0	0	0	1	1											
52 Ryan Mattheus, R (7.1)										0	0	0	0	0	0	0											
51 Michael Gonzalez, R (7.1)										0	0	0	0	0	0	0											
22 Drew Storen, S (8.1)										0	0	0	0	0	0	0											
17 Sean Burnett, L (9.1)										0	0	0	0	0	0	0											
Inning Stats	R: 0 H: 1 E: 0 K: 3 S: 14	H: 1 LOB: 1 BB: 0 P: 22	R: 0 H: 0 E: 0 K: 2 S: 8	H: 0 LOB: 0 BB: 0 P: 11	R: 0 H: 1 E: 0 K: 1 S: 8	H: 1 LOB: 2 BB: 1 P: 15	R: 0 H: 1 E: 0 K: 3 S: 12	H: 1 LOB: 1 BB: 0 P: 16	R: 0 H: 0 E: 0 K: 1 S: 7	H: 0 LOB: 0 BB: 0 P: 8	R: 1 H: 1 E: 0 K: 1 S: 7	H: 1 LOB: 0 BB: 0 P: 8	R: 0 H: 1 E: 0 K: 2 S: 11	H: 1 LOB: 1 BB: 0 P: 16	R: 0 H: 0 E: 0 K: 1 S: 8	H: 0 LOB: 0 BB: 0 P: 12	R: 0 H: 0 E: 0 K: 3 S: 10	H: 0 LOB: 0 BB: 0 P: 10	1B: 3 2B: 1 3B: 0 HR: 1	SF: 0 SAC: 0 DP: 0 HBP: 0	WP: 0 PB: 0 SB: 0 CS: 0	PA: 33					
PITCHER	IP	WLS	BF	H	R	ER	SO	BB	IBB	HBP	BLK	WP	HR	S	P	ERA	WHIP										
54 Kris Medlen, R (1.1)	7.0		27	5	1	1	13	1	0	0	0	0	1	67	96	1.29	0.857										
34 Eric O'Flaherty, L (8.1)	1.0		3	0	0	0	1	0	0	0	0	0	0	8	12	0.00	0.000										
46 Craig Kimbrel, R (9.1)	1.0	W	3	0	0	0	3	0	0	0	0	0	0	10	10	0.00	0.000										

AB	32
R	1
H	5
RBI	1
BB	1
SO	17
LOB	8



Batter	1	2	3	4	5	6	7	8	9	AB	R	H	RBI	BB	SO	LOB	BOTTOM										
11 Reed Johnson, R (1.8)										3	0	1	0	0	0	0	Washington Nationals @ Atlanta Braves Turner Field, Atlanta, GA Fri Sep 14 2012, 7:38 PM - 10:22 PM EDT Att: 41,797 - Partly Cloudy - 79 F										
13 Jose Constanza, L (7. PH)										4	0	3	0	0	0	1											
34 Eric O'Flaherty, L (8.1)										4	0	3	0	0	0	1											
46 Craig Kimbrel, R (9.1)										4	0	3	0	0	0	1											
1 Tyler Pastornicky, R (9. PH)										4	0	3	0	0	0	1											
14 Martin Prado, R (1.7)										4	0	3	0	0	0	1											
22 Jason Heyward, L (1.9)										4	0	3	0	0	0	1											
10 Chipper Jones, S (1.5)										4	0	1	0	0	1	3											
5 Freddie Freeman, L (1.3)										4	0	1	0	0	1	3											
26 Dan Uggla, R (1.4)										4	1	1	0	0	1	4											
8 David Ross, R (1.2)										4	1	1	0	0	1	4											
27 Lyle Overbay, L (9. PH)										4	1	1	0	0	1	4											
2 Jeff Baker, R (9. PH)										4	1	1	0	0	1	4											
19 Andrelton Simmons, R (1.6)										4	1	1	0	0	1	4											
54 Kris Medlen, S (1.1)										4	1	1	0	0	1	4											
24 Michael Bourn, L (7. PH)										4	1	1	0	0	1	4											
Inning Stats	R: 0 H: 2 E: 0 K: 0 S: 9	H: 1 LOB: 2 BB: 0 P: 15	R: 0 H: 1 E: 0 K: 2 S: 11	H: 1 LOB: 0 BB: 0 P: 14	R: 0 H: 1 E: 0 K: 1 S: 10	H: 1 LOB: 1 BB: 0 P: 14	R: 1 H: 1 E: 0 K: 1 S: 18	H: 1 LOB: 1 BB: 1 P: 27	R: 0 H: 2 E: 0 K: 0 S: 14	H: 0 LOB: 2 BB: 0 P: 16	R: 0 H: 0 E: 0 K: 1 S: 6	H: 0 LOB: 0 BB: 0 P: 8	R: 0 H: 1 E: 0 K: 1 S: 10	H: 1 LOB: 1 BB: 1 P: 19	R: 0 H: 0 E: 0 K: 1 S: 8	H: 0 LOB: 0 BB: 0 P: 12	R: 1 H: 2 E: 1 K: 0 S: 6	H: 2 LOB: 2 BB: 0 P: 7	1B: 8 2B: 2 3B: 0 HR: 0	SF: 1 SAC: 0 DP: 0 HBP: 0	WP: 0 PB: 0 SB: 0 CS: 1	PA: 37					
PITCHER	IP	WLS	BF	H	R	ER	SO	BB	IBB	HBP	BLK	WP	HR	S	P	ERA	WHIP										
48 Ross Detwiler, L (1.1)	6.0		26	7	1	1	5	1	0	0	0	0	0	68	94	1.50	1.333										
52 Ryan Mattheus, R (7.1)	0.2		3	1	0	0	0	1	0	0	0	0	0	7	15	0.00	3.000										
51 Michael Gonzalez, L (7.1)	1.0		3	0	0	0	2	0	0	0	0	0	0	9	13	0.00	0.000										
22 Drew Storen, R (8.1)	0.1		1	0	0	0	0	0	0	0	0	0	0	2	3	0.00	0.000										
17 Sean Burnett, L (9.1)	0.1	L	4	2	1	0	0	0	0	0	0	0	0	6	7	0.00	6.000										


AB	34
R	2
H	10
RBI	1
BB	2
SO	7
LOB	16



Batter	1	2	3	4	5	6	7	8	9	AB	R	H	RBI	BB	SO	LOB	TOP				
28 Javson Werth, R OBP: 0.399, SLG: 0.458										4	1	2	0	0	0	1					
34 Bryce Harper, L OBP: 0.335, SLG: 0.458										4	0	0	0	0	2	4					
11 Ryan Zimmerman, R OBP: 0.349, SLG: 0.474										4	0	0	0	0	2	1					
25 Adam LaRoche, L OBP: 0.340, SLG: 0.505										4	1	1	2	0	0	0					
20 Ian Desmond, R OBP: 0.328, SLG: 0.518										4	0	1	0	0	0	0					
8 Danny Espinosa, S OBP: 0.317, SLG: 0.410										4	0	0	0	0	4	1					
26 Jesus Flores, R OBP: 0.260, SLG: 0.345										2	1	0	0	1	0	0					
18 Chad Tracy, L OBP: 0.371, SLG: 0.500										4	1	1	0	0	2	2					
55 Eury Pérez, R OBP: 0.371, SLG: 0.500										4	1	1	0	0	2	2					
1 Steve Lombardozzi, S OBP: 0.324, SLG: 0.356										4	1	1	0	0	2	2					
33 Edwin Jackson, R ERA: 3.89										4	1	1	0	0	2	2					
32 Tom Gorzelanny, L ERA: 3.02										4	1	1	0	0	2	2					
56 Christian Garcia, R ERA: 1.5										4	1	1	0	0	2	2					
51 Michael Gonzalez, L ERA: 2.59										4	1	1	0	0	2	2					
52 Ryan Mattheus, R ERA: 2.55										4	1	1	0	0	2	2					
Inning Stats	R: 2 E: 0 K: 2 S: 12	H: 2 LOB: 0 BB: 0 P: 21	R: 2 E: 2 K: 2 S: 19	H: 1 LOB: 1 BB: 1 P: 29	R: 0 E: 0 K: 1 S: 8	H: 1 LOB: 0 BB: 0 P: 13	R: 0 E: 0 K: 1 S: 8	H: 1 LOB: 0 BB: 0 P: 11	R: 0 E: 0 K: 1 S: 7	H: 0 LOB: 0 BB: 0 P: 11	R: 0 E: 0 K: 1 S: 8	H: 2 LOB: 2 BB: 0 P: 17	R: 0 E: 0 K: 0 S: 5	H: 0 LOB: 0 BB: 0 P: 5	R: 0 E: 0 K: 3 S: 12	H: 1 LOB: 2 BB: 0 P: 18	1B: 6 2B: 1 3B: 0 HR: 1	SF: 0 SAC: 0 DP: 0 HBP: 0	WP: 1 PB: 0 CS: 1	PA: 37	
PITCHER	IP: 5.0 WLS: 1 BF: 21	H: 4 R: 4 ER: 2 SO: 7	BB: 1 IBB: 0 HBP: 0 BLK: 0	WP: 1 HR: 1 S: 54 P: 85	ERA: 3.60 WHIP: 1.200	0.00 0.600	PITCHER	IP: 1.0 WLS: 0 BF: 4	H: 1 R: 0 ER: 0 SO: 3	BB: 0 IBB: 0 HBP: 0 BLK: 0	WP: 0 HR: 0 S: 12 P: 18	ERA: 0.00 WHIP: 1.000									
48 Tommy Hanson, R ERA: 4.33																					
39 Jonny Venters, L ERA: 3.59																					
58 Peter Moylan, R ERA: 2.25																					
43 Luis Avilan, L ERA: 1.92																					
34 Eric O'Flaherty, L ERA: 1.92																					
Batter	1	2	3	4	5	6	7	8	9	AB	R	H	RBI	BB	SO	LOB	BOTTOM				
24 Michael Bourn, L OBP: 0.346, SLG: 0.394										4	0	0	0	1	1	3					
14 Martin Prado, R OBP: 0.353, SLG: 0.430										3	1	0	0	1	0	2					
22 Jason Heyward, L OBP: 0.343, SLG: 0.496										4	1	1	2	0	1	3					
16 Brian McCann, L OBP: 0.300, SLG: 0.408										1	0	0	0	0	1						
8 David Ross, R OBP: 0.337, SLG: 0.450										3	0	1	0	0	2						
2 Jeff Baker, R OBP: 0.288, SLG: 0.401										0	1	0	0	0	0						
46 Craig Kimbrel, R ERA: 1.92										0	0	0	0	0	0						
5 Freddie Freeman, L OBP: 0.351, SLG: 0.464										4	2	3	1	0	0	1					
26 Dan Uggla, R OBP: 0.343, SLG: 0.381										3	0	1	1	1	0	1					
25 Juan Francisco, L OBP: 0.286, SLG: 0.443										2	0	0	0	0	1	1					
10 Chipper Jones, S OBP: 0.378, SLG: 0.477										1	0	0	0	1	0	1					
19 Andrelton Simmons, R OBP: 0.350, SLG: 0.444										2	0	0	1	1	2	1					
48 Tommy Hanson, R ERA: 4.33										1	0	0	0	0	1						
32 Tom Gorzelanny, L ERA: 3.02										1	0	0	0	0	1						
56 Christian Garcia, R ERA: 1.5										0	0	0	0	0	0						
51 Michael Gonzalez, L ERA: 2.59										0	0	0	0	0	0						
52 Ryan Mattheus, R ERA: 2.55										0	0	0	0	0	0						
Inning Stats	R: 0 E: 0 K: 0 S: 6	H: 0 LOB: 1 BB: 1 P: 13	R: 1 E: 0 K: 2 S: 14	H: 2 LOB: 1 BB: 0 P: 19	R: 0 E: 0 K: 0 S: 6	H: 0 LOB: 0 BB: 0 P: 8	R: 1 E: 0 K: 1 S: 9	H: 1 LOB: 0 BB: 0 P: 13	R: 0 E: 0 K: 3 S: 12	H: 0 LOB: 0 BB: 0 P: 17	R: 2 E: 1 K: 1 S: 17	H: 2 LOB: 1 BB: 0 P: 28	R: 0 E: 0 K: 1 S: 12	H: 0 LOB: 2 BB: 2 P: 26	R: 1 E: 0 K: 1 S: 16	H: 1 LOB: 3 BB: 2 P: 34	1B: 2 2B: 1 3B: 1 HR: 2	SF: 0 SAC: 1 DP: 0 HBP: 1	WP: 0 PB: 0 CS: 0	PA: 37	
PITCHER	IP: 5.1 WLS: 2 BF: 22	H: 4 R: 4 ER: 3 SO: 7	BB: 1 IBB: 0 HBP: 0 BLK: 0	WP: 0 HR: 2 S: 57 P: 86	ERA: 5.06 WHIP: 0.938	0.00 1.500	PITCHER	IP: 0.2 WLS: 0 BF: 2	H: 0 R: 0 ER: 0 SO: 1	BB: 0 IBB: 0 HBP: 0 BLK: 0	WP: 0 HR: 0 S: 7 P: 11	ERA: 0.00 WHIP: 0.000									
33 Edwin Jackson, R ERA: 3.89																					
32 Tom Gorzelanny, L ERA: 3.02																					
56 Christian Garcia, R ERA: 1.5																					
51 Michael Gonzalez, L ERA: 2.59																					
52 Ryan Mattheus, R ERA: 2.55																					

Washington Nationals @ Atlanta Braves
Turner Field, Atlanta, GA
Sat Sep 15 2012, 4:09 PM - 7:29 PM EDT
Att: 38,763 - Cloudy - 84 F


AB 35
R 4
H 8
RBI 2
BB 1
SO 12
LOB 12



livebaseballscorecards.com

Washington Nationals @ Atlanta Braves
Turner Field, Atlanta, GA
Sat Sep 15 2012, 4:09 PM - 7:29 PM EDT
Att: 38,763 - Cloudy - 84 F

AB 30
R 5
H 6
RBI 5
SO 9
LOB 18



livebaseballscorecards.com

Batter	1	2	3	4	5	6	7	8	9	AB	R	H	RBI	BB	SO	LOB	TOP					
28 Jayson Werth, R OBP: 0.393, SLG: 0.451	F7		K		G4-3			G6-3		4	0	0	0	0	1	1	Washington Nationals @ Atlanta Braves Turner Field, Atlanta, GA Sun Sep 16 2012, 8:08 PM - 11:12 PM EDT Att: 29,094 - Cloudy - 79 F					
34 Bryce Harper, L OBP: 0.335, SLG: 0.458	G6-3		F7			25 G4-3 20 1B 2B		K		4	1	1	0	0	1	0						
11 Ryan Zimmerman, R (1.5) OBP: 0.350, SLG: 0.474					20 1B 1B			K		4	0	2	0	0	1	1						
25 Adam LaRoche, L OBP: 0.340, SLG: 0.503	F7				1B P3			G4-3		4	0	1	0	0	0	3						
20 Ian Desmond, R OBP: 0.329, SLG: 0.517		F7			8 G6-4-3 1B			G4-3		4	0	2	1	0	0	1						
8 Danny Espinosa, S OBP: 0.315, SLG: 0.407 1 Steve Lombardozzi, S (9, PH) OBP: 0.323, SLG: 0.355		P3			1B G6-4-3			CS		3	0	0	0	0	1	2						
57 Tyler Moore, R OBP: 0.338, SLG: 0.517					1-2			K		1	0	0	0	0	1	1						
24 Kurt Suzuki, R OBP: 0.270, SLG: 0.317		P3			1-2			G4-3		2	0	0	0	1	0	1						
47 Gio González, R OBP: 0.113, SLG: 0.167 35 Craig Stammen, R (6, 1) 17 Sean Burnett, L (7, 1) 7 Mark DeRosa, R (8, PH) 22 Drew Storen, S (8, 1)					1-2			G6-3		1	0	0	0	0	1	0						
Inning Stats	R: 0 E: 0 K: 0 S: 6	H: 1 LOB: 1 BB: 0 P: 11	R: 0 E: 0 K: 0 S: 7	H: 0 LOB: 1 BB: 1 P: 12	R: 0 E: 0 K: 2 S: 12	H: 0 LOB: 0 BB: 0 P: 15	R: 0 E: 0 K: 0 S: 5	H: 2 LOB: 1 BB: 0 P: 10	R: 0 E: 0 K: 1 S: 9	H: 0 LOB: 0 BB: 0 P: 19	R: 1 E: 0 K: 1 S: 13	H: 2 LOB: 0 BB: 0 P: 19	R: 0 E: 0 K: 1 S: 7	H: 0 LOB: 0 BB: 0 P: 10	R: 0 E: 0 K: 1 S: 10	H: 1 LOB: 1 BB: 0 P: 12		1B: 5 2B: 1 3B: 0 HR: 0	SF: 0 SAC: 1 DP: 0 HBP: 0	WP: 0 PB: 0 CS: 1	PA: 34	
PITCHER	IP WLS BF H R ER SO BB IBB HBP BLK WP HR S P ERA WHIP	IP WLS BF H R ER SO BB IBB HBP BLK WP HR S P ERA WHIP	IP WLS BF H R ER SO BB IBB HBP BLK WP HR S P ERA WHIP	IP WLS BF H R ER SO BB IBB HBP BLK WP HR S P ERA WHIP	IP WLS BF H R ER SO BB IBB HBP BLK WP HR S P ERA WHIP	IP WLS BF H R ER SO BB IBB HBP BLK WP HR S P ERA WHIP	IP WLS BF H R ER SO BB IBB HBP BLK WP HR S P ERA WHIP	IP WLS BF H R ER SO BB IBB HBP BLK WP HR S P ERA WHIP	IP WLS BF H R ER SO BB IBB HBP BLK WP HR S P ERA WHIP	IP WLS BF H R ER SO BB IBB HBP BLK WP HR S P ERA WHIP	IP WLS BF H R ER SO BB IBB HBP BLK WP HR S P ERA WHIP	IP WLS BF H R ER SO BB IBB HBP BLK WP HR S P ERA WHIP	IP WLS BF H R ER SO BB IBB HBP BLK WP HR S P ERA WHIP	IP WLS BF H R ER SO BB IBB HBP BLK WP HR S P ERA WHIP	IP WLS BF H R ER SO BB IBB HBP BLK WP HR S P ERA WHIP	IP WLS BF H R ER SO BB IBB HBP BLK WP HR S P ERA WHIP	IP WLS BF H R ER SO BB IBB HBP BLK WP HR S P ERA WHIP					
36 Mike Minor, L (1, 1) ERA: 4.31	6.0	W	23	5	1	1	3	2	0	0	0	0	0	0	0	0	0	0	52	86	1.50	1.167
53 Cory Gearrin, R (7, 1) ERA: 0.64	1.0	H	3	0	0	0	1	0	0	0	0	0	0	0	0	0	0	0	7	10	0.00	0.000
43 Luis Avilán, L (8, 1) ERA: 2.17	1.0		3	0	0	0	1	0	0	0	0	0	0	0	0	0	0	0	7	12	0.00	0.000
32 Chad Durbin, R (9, 1) ERA: 3.28	1.0		4	1	0	0	1	0	0	0	0	0	0	0	0	0	0	0	10	12	0.00	1.000

Batter	1	2	3	4	5	6	7	8	9	AB	R	H	RBI	BB	SO	LOB	BOTTOM					
24 Michael Bourn, L (1, 8) OBP: 0.349, SLG: 0.395	G4-3		22 1B 10 1B BB		K			11 E 22 G3 BB		2	2	1	0	2	1	0	Washington Nationals @ Atlanta Braves Turner Field, Atlanta, GA Sun Sep 16 2012, 8:08 PM - 11:12 PM EDT Att: 29,094 - Cloudy - 79 F					
11 Reed Johnson, R (1, 7) OBP: 0.345, SLG: 0.414	F9		L6		G4-3			E5 5 HBP 22 G3 26 1B		4	1	0	0	0	3							
22 Jason Heyward, L (1, 9) OBP: 0.342, SLG: 0.494	G4-3				G4-3			G3		4	1	1	1	0	2							
10 Chipper Jones, S (1, 5) OBP: 0.382, SLG: 0.477	G6-3		10 1B 5 SF7 1B		G4-3			G3		2	1	1	1	2	0							
5 Freddie Freeman, L (1, 3) OBP: 0.352, SLG: 0.466		K			SF7			5 HBP 26 1B IBB		2	0	1	1	0	1							
26 Dan Uggla, R (1, 4) OBP: 0.324, SLG: 0.380		8 G6-3 BB			K			26 1B HBP		3	0	1	2	1	1							
8 David Ross, R (1, 2) OBP: 0.329, SLG: 0.438	G6-3				F9			26 1B HBP		4	0	0	0	0	1							
19 Andreton Simmonds, R (1, 6) OBP: 0.347, SLG: 0.434					G6-3			26 1B HBP		3	0	0	0	1	0							
36 Mike Minor, R (1, 1) ERA: 2.95 53 Cory Gearrin, R (7, 1) ERA: 0.64 20 Eric Hinske, L (8, 1) OBP: 0.315, SLG: 0.395 43 Luis Avilán, L (8, 1) OBP: 0.323, SLG: 0.355 27 Lyle Overbay, L (8, PH) 32 Chad Durbin, R (9, 1)					K			26 1B HBP		2	0	0	0	0	2							
Inning Stats	R: 0 E: 0 K: 0 S: 13	H: 1 LOB: 1 BB: 0 P: 21	R: 0 E: 0 K: 2 S: 16	H: 0 LOB: 2 BB: 2 P: 29	R: 2 E: 0 K: 1 S: 21	H: 2 LOB: 1 BB: 1 P: 33	R: 0 E: 0 K: 1 S: 6	H: 0 LOB: 0 BB: 0 P: 9	R: 0 E: 0 K: 1 S: 8	H: 0 LOB: 0 BB: 0 P: 11	R: 3 E: 0 K: 0 S: 14	H: 1 LOB: 2 BB: 2 P: 26	R: 0 E: 0 K: 1 S: 7	H: 0 LOB: 0 BB: 0 P: 8	1B: 4 2B: 1 3B: 0 HR: 0	SF: 1 SAC: 0 DP: 0 HBP: 1		WP: 0 PB: 0 CS: 0	PA: 36			
PITCHER	IP WLS BF H R ER SO BB IBB HBP BLK WP HR S P ERA WHIP	IP WLS BF H R ER SO BB IBB HBP BLK WP HR S P ERA WHIP	IP WLS BF H R ER SO BB IBB HBP BLK WP HR S P ERA WHIP	IP WLS BF H R ER SO BB IBB HBP BLK WP HR S P ERA WHIP	IP WLS BF H R ER SO BB IBB HBP BLK WP HR S P ERA WHIP	IP WLS BF H R ER SO BB IBB HBP BLK WP HR S P ERA WHIP	IP WLS BF H R ER SO BB IBB HBP BLK WP HR S P ERA WHIP	IP WLS BF H R ER SO BB IBB HBP BLK WP HR S P ERA WHIP	IP WLS BF H R ER SO BB IBB HBP BLK WP HR S P ERA WHIP	IP WLS BF H R ER SO BB IBB HBP BLK WP HR S P ERA WHIP	IP WLS BF H R ER SO BB IBB HBP BLK WP HR S P ERA WHIP	IP WLS BF H R ER SO BB IBB HBP BLK WP HR S P ERA WHIP	IP WLS BF H R ER SO BB IBB HBP BLK WP HR S P ERA WHIP	IP WLS BF H R ER SO BB IBB HBP BLK WP HR S P ERA WHIP	IP WLS BF H R ER SO BB IBB HBP BLK WP HR S P ERA WHIP	IP WLS BF H R ER SO BB IBB HBP BLK WP HR S P ERA WHIP	IP WLS BF H R ER SO BB IBB HBP BLK WP HR S P ERA WHIP					
47 Gio González, L (1, 1) ERA: 2.95	5.0	L	23	4	2	2	5	4	0	0	0	0	0	0	0	0	0	0	67	110	3.60	1.600
35 Craig Stammen, R (6, 1) ERA: 2.39	1.1		6	0	2	1	1	1	0	0	0	0	0	0	0	0	0	0	14	23	6.75	0.750
17 Sean Burnett, L (7, 1) ERA: 2.58	0.2		4	1	1	0	0	0	1	1	0	0	0	0	0	0	0	0	7	14	0.00	1.500
22 Drew Storen, R (8, 1) ERA: 2.82	1.0		3	0	0	0	1	0	0	0	0	0	0	0	0	0	0	0	7	8	0.00	0.000



Batter	1	2	3	4	5	6	7	8	9	AB	R	H	RBI	BB	SO	LOB	TOP			
24 Michael Bourn, L (1,8) OBP: 0.346, SLG: 0.391										5	0	0	0	0	3	1	Atlanta Braves @ Miami Marlins Marlins Park, Miami, FL Mon Sep 17 2012, 7:12 PM - 10:03 PM EDT Att: 23,308 - Roof Closed - 76 F livebaseballscorecards.com			
19 Andrelton Simmons, R (1,6) OBP: 0.346, SLG: 0.429										4	0	1	0	0	1	0				
22 Jason Heyward, L (1,9) OBP: 0.342, SLG: 0.493										4	2	1	0	0	1	1				
5 Freddie Freeman, L (1,3) OBP: 0.352, SLG: 0.464										4	1	1	0	0	1	1				
14 Martin Prado, R (1,5) OBP: 0.357, SLG: 0.434										4	1	4	2	0	0	0				
26 Dan Uggla, R (1,4) OBP: 0.346, SLG: 0.388										3	2	2	3	1	1	1				
8 David Ross, R (1,2) OBP: 0.328, SLG: 0.433										4	1	1	0	0	1	3				
2 Jeff Baker, R (1,7) OBP: 0.290, SLG: 0.402										2	0	1	1	0	0	0				
27 Lyle Overbay, L (6,PH) OBP: 0.242, SLG: 0.411										1	0	0	0	0	1	0				
13 Jose Constanza, L (6,7) OBP: 0.304, SLG: 0.275										1	0	0	0	0	1	0				
15 Tim Hudson, R (1,1) OBP: 0.285, SLG: 0.260										2	0	0	1	0	1	1				
43 Luis Avilan, L (6,PH) OBP: 0.233, SLG: 0.330										0	0	0	0	0	0	0				
11 Reed Johnson, R (7,PH) OBP: 0.244, SLG: 0.412										0	0	0	0	0	0	0				
53 Cory Garrin, R (7,1) OBP: 0.244, SLG: 0.412										0	0	0	0	0	0	0				
34 Eric O'Flaherty, L (8,1) OBP: 0.276, SLG: 0.327										0	0	0	0	0	0	0				
20 Eric Hinske, L (8,PH) OBP: 0.276, SLG: 0.327										0	0	0	0	0	0	0				
46 Craig Kimbrel, R (9,1) OBP: 0.276, SLG: 0.327										0	0	0	0	0	0	0				
Inning Stats	R: 4 E: 0 K: 1 S: 21	H: 4 LOB: 0 BB: 0 P: 30	R: 0 E: 0 K: 1 S: 7	H: 0 LOB: 0 BB: 0 P: 8	R: 0 E: 0 K: 0 S: 6	H: 0 LOB: 0 BB: 0 P: 6	R: 2 E: 0 K: 0 S: 13	H: 3 LOB: 1 BB: 1 P: 20	R: 0 E: 0 K: 3 S: 11	H: 1 LOB: 1 BB: 0 P: 18	R: 0 E: 0 K: 2 S: 10	H: 0 LOB: 0 BB: 0 P: 10	R: 1 E: 0 K: 0 S: 16	H: 3 LOB: 1 BB: 0 P: 24	R: 0 E: 0 K: 3 S: 11	H: 0 LOB: 0 BB: 0 P: 12	1B: 10 2B: 9 3B: 0 HR: 1	SF: 0 SAC: 0 DP: 1 HBP: 0	WP: 0 PB: 1 SB: 0 CS: 1	PA: 37
PITCHER	IP WLS BF H R ER SO BB IBB HBP BLK WP HR S P ERA WHIP																			
23 Wade LeBlanc, L (1,1) ERA: 3.63	4.0 L 19 7 6 6 2 1 0 0 0 0 0 1 47 64 13.50 2.000																			
34 Tom Koehler, R (5,1) ERA: 9.0	2.0 7 1 0 0 5 0 0 0 0 0 0 0 21 34 0.00 0.500																			
40 Mike Dunn, L (7,1) ERA: 3.83	1.1 5 1 1 1 2 0 0 0 0 0 0 0 16 21 6.75 0.750																			
58 Ryan Webb, R (8,1) ERA: 4.13	0.2 3 2 0 0 0 0 0 0 0 0 0 0 8 13 0.00 3.000																			
44 AJ Ramos, R (9,1) ERA: 6.75	1.0 3 0 0 0 3 0 0 0 0 0 0 0 11 12 0.00 0.000																			

Batter	1	2	3	4	5	6	7	8	9	AB	R	H	RBI	BB	SO	LOB	BOTTOM					
11 Bryan Petersen, L (1,7) OBP: 0.298, SLG: 0.276										5	1	1	2	0	0	2	Atlanta Braves @ Miami Marlins Marlins Park, Miami, FL Mon Sep 17 2012, 7:12 PM - 10:03 PM EDT Att: 23,308 - Roof Closed - 76 F livebaseballscorecards.com					
2 Gorkys Hernández, R (1,8) OBP: 0.254, SLG: 0.250										5	0	3	1	0	1	0						
7 José Reyes, S (1,6) OBP: 0.347, SLG: 0.436										5	1	2	0	0	0	3						
45 Carlos Lee, R (1,3) OBP: 0.339, SLG: 0.385										5	0	1	1	0	0	3						
20 Justin Ruggiano, R (1,9) OBP: 0.386, SLG: 0.554										5	1	2	0	0	1	2						
29 Greg Dobbs, L (1,5) OBP: 0.315, SLG: 0.403										4	0	0	0	0	0	2						
17 Donovan Solano, R (1,4) OBP: 0.335, SLG: 0.342										4	1	2	0	0	0	1						
19 Rob Brantly, L (1,2) OBP: 0.443, SLG: 0.522										4	1	3	1	0	0	0						
23 Wade LeBlanc, L (1,1) OBP: 0.167, SLG: 0.162										1	0	0	0	0	0	2						
41 Chris Velazquez, R (4,PH) OBP: 0.089, SLG: 0.089										1	0	0	0	0	0	2						
34 Tom Koehler, R (5,1) OBP: 0.289, SLG: 0.289										0	0	0	0	0	0	0						
26 Austin Kearns, R (6,PH) OBP: 0.386, SLG: 0.373										0	0	0	0	0	0	0						
40 Mike Dunn, L (7,1) OBP: 0.244, SLG: 0.412										0	0	0	0	0	0	0						
58 Ryan Webb, R (8,1) OBP: 0.276, SLG: 0.327										0	0	0	0	0	0	0						
14 John Buck, R (8,PH) OBP: 0.276, SLG: 0.327										0	0	0	0	0	0	0						
44 AJ Ramos, R (9,1) OBP: 0.276, SLG: 0.327										0	0	0	0	0	0	0						
Inning Stats	R: 0 E: 0 K: 0 S: 8	H: 1 LOB: 1 BB: 0 P: 12	R: 0 E: 0 K: 0 S: 11	H: 2 LOB: 0 BB: 0 P: 19	R: 0 E: 0 K: 0 S: 10	H: 1 LOB: 1 BB: 0 P: 12	R: 4 E: 0 K: 0 S: 17	H: 5 LOB: 1 BB: 0 P: 21	R: 0 E: 0 K: 0 S: 12	H: 1 LOB: 1 BB: 0 P: 17	R: 0 E: 0 K: 0 S: 7	H: 0 LOB: 0 BB: 0 P: 9	R: 1 E: 0 K: 1 S: 8	H: 2 LOB: 0 BB: 0 P: 13	R: 0 E: 0 K: 0 S: 11	H: 1 LOB: 2 BB: 1 P: 16	R: 0 E: 0 K: 1 S: 9	H: 1 LOB: 1 BB: 0 P: 13	1B: 9 2B: 3 3B: 2 HR: 0	SF: 0 SAC: 0 DP: 1 HBP: 0	WP: 0 PB: 0 SB: 0 CS: 0	PA: 41
PITCHER	IP WLS BF H R ER SO BB IBB HBP BLK WP HR S P ERA WHIP																					
15 Tim Hudson, R (1,1) ERA: 3.77	5.0 W 25 10 4 4 0 0 0 0 0 0 0 0 7 9 0.00 0.000																					
43 Luis Avilan, L (6,1) ERA: 2.1	1.0 H 3 0 0 0 0 0 0 0 0 0 0 0 7 9 0.00 0.000																					
53 Cory Garrin, R (7,1) ERA: 1.2	1.0 H 4 2 1 1 1 0 0 0 0 0 0 0 8 13 9.00 2.000																					
34 Eric O'Flaherty, L (8,1) ERA: 1.88	1.0 H 5 1 0 0 0 0 1 0 0 0 0 0 11 16 0.00 2.000																					
46 Craig Kimbrel, R (9,1) ERA: 1.12	1.0 S 4 1 0 0 1 0 0 0 0 0 0 0 9 13 0.00 1.000																					



Batter	1	2	3	4	5	6	7	8	9	10	AB	R	H	RBI	BB	SO	LOB	TOP							
24 Michael Bourn, L OBP: 0.344, SLG: 0.388	(1,8) K		(1,1) G4-3			(1,1) G4-3		(2,1) G1-3	(3,2) K		5	0	0	0	0	2	4								
14 Martin Prado, R OBP: 0.356, SLG: 0.431	(1,6) L3			(4,1) BB		(2,2) G6-3		(3,1) G1-3		(1,1) G2-3	4	0	0	0	1	0	0								
22 Jason Heyward, L OBP: 0.342, SLG: 0.494	(1,9) G4-3			(0,1) P2		(0,0) 10 BB			(1,2) 26 1B	(0,3) K2-3	5	1	2	0	0	1	1								
10 Chipper Jones, S OBP: 0.384, SLG: 0.476		(0,0) 5 G3-6-3		(3,1) L8		(4,1) 1B			(4,2) 26 1B	(3,3) K	3	1	1	0	2	1	1								
5 Freddie Freeman, R OBP: 0.348, SLG: 0.461		(2,2) G3-6-3		(0,1) F7		(1,2) F9			(3,3) K		4	0	0	0	0	1	6								
26 Dan Uggla, R OBP: 0.348, SLG: 0.387		(3,3) K			(1,2) F9				(3,2) 16 2B		4	1	1	1	0	2	0								
16 Brian McCann, L OBP: 0.301, SLG: 0.412			(2,2) 13 G4-3			(1,1) G4-3			(0,1) 11 G4-3		4	0	2	2	0	0	0								
1 Tyler Pastornicky, R OBP: 0.290, SLG: 0.329				(3,1) G4-3					(1,1) G4-3		0	0	0	0	0	0	0								
8 David Ross, R OBP: 0.328, SLG: 0.433									(3,1) G4-3		0	0	0	0	0	0	0								
13 Jose Constanza, L OBP: 0.305, SLG: 0.278											3	0	1	0	0	0	1								
11 Reed Johnson, R OBP: 0.342, SLG: 0.411											1	0	0	0	0	0	1								
39 Jonny Venters, L											0	0	0	0	0	0	0								
53 Cory Gearrin, R											0	0	0	0	0	0	0								
17 Paul Maholm, L OBP: 0.100, SLG: 0.121											2	0	0	0	0	1	2								
58 Peter Moyian, R ERA: 4.36											0	0	0	0	0	0	0								
27 Lyle Overbay, L OBP: 0.339, SLG: 0.467											1	0	0	0	0	1	0								
32 Chad Durbin, R ERA: 2.25											0	0	0	0	0	0	0								
2 Jeff Baker, R OBP: 0.264, SLG: 0.402											0	0	0	0	0	0	0								
4 Paul Janish, R OBP: 0.288, SLG: 0.234											0	0	0	0	0	1	0								
20 Chris Fikene, L OBP: 0.276, SLG: 0.307											0	0	0	0	0	0	0								
Inning Stats	R: 0 E: 0 K: 1 S: 7	H: 0 LOB: 0 BB: 0 P: 9	R: 0 E: 0 K: 1 S: 8	H: 1 LOB: 0 BB: 0 P: 13	R: 0 E: 0 K: 1 S: 10	H: 1 LOB: 1 BB: 0 P: 17	R: 0 E: 0 K: 0 S: 7	H: 0 LOB: 1 BB: 1 P: 14	R: 0 E: 0 K: 0 S: 11	H: 1 LOB: 2 BB: 1 P: 15	R: 0 E: 0 K: 1 S: 9	H: 0 LOB: 0 BB: 0 P: 15	R: 0 E: 0 K: 1 S: 8	H: 0 LOB: 0 BB: 0 P: 14	R: 3 E: 0 K: 2 S: 17	H: 3 LOB: 3 BB: 2 P: 37	R: 0 E: 0 K: 2 S: 11	H: 0 LOB: 0 BB: 0 P: 15	1B: 5 2B: 2 3B: 0 HR: 0	SF: 0 SAC: 0 DP: 1 HBP: 0	WP: 0 PB: 0 SB: 0 CS: 0	PA: 40			
PITCHER	IP 8.0	WLS 29	BF 4	H 4	R 0	ER 0	SO 5	BB 2	IBB 0	HBP 0	BLK 0	WP 0	HR 0	S 71	P 114	ERA 0.00	WHIP 0.750								
24 Nathan Eovaldi, R ERA: 4.36	(1,1) 8.0																								
31 Steve Cishek, R ERA: 2.87	(9,1) 0.1	H	4	2	3	3	1	1	0	0	0	0	0	11	22	81.00	9.000								
40 Mike Dunn, L ERA: 3.77	(9,1) 0.2	B	4	1	0	0	1	0	1	0	0	0	0	6	15	0.00	1.500								
21 Heath Bell, R ERA: 5.25	(10,1) 1.0	W	3	0	0	0	2	0	0	0	0	0	0	11	15	0.00	0.000								

Atlanta Braves @ Miami Marlins
Marlins Park, Miami, FL
Tue Sep 18 2012, 7:11 PM - 10:23 PM EDT
Att. 23,009 - Partly Cloudy - 86 F

AB 36
R 3
H 7
RBI 3
BB 4
SO 9
LOB 16



Batter	1	2	3	4	5	6	7	8	9	10	AB	R	H	RBI	BB	SO	LOB	BOTTOM						
2 Gorkys Hernández, R OBP: 0.260, SLG: 0.288	(1,8) F9		(1,0) 1B			(3,3) K		(1,0) G6-3		(1,0) 7 1B	4	0	1	1	0	1	0							
17 Donovan Solano, R OBP: 0.328, SLG: 0.335	(1,4) G4-3		(3,1) F9			(3,3) K		(3,2) F9		(1,3) K	5	0	0	0	0	2	3							
7 José Reyes, S OBP: 0.349, SLG: 0.439	(1,6) G6-3			(1,2) 20 F9		(0,1) G5-3			(2,2) 20 PB	(3,2) 45 1B	5	0	3	1	0	0	0							
45 Carlos Lee, R OBP: 0.339, SLG: 0.384	(1,3) F9			(1,1) P6				(2,2) F8		(1,0) 1B	4	0	1	0	0	0	1							
20 Justin Ruggiano, R OBP: 0.361, SLG: 0.546	(1,7) K			(1,1) F9				(2,2) F9		(3,3) K	4	0	0	0	0	2	3							
26 Austin Kearns, R OBP: 0.368, SLG: 0.380	(1,9) L6			(2,3) G5-3				(1,2) 14 HR		(0,3) 1B	3	0	1	0	0	0	1							
11 Bryan Petersen, L OBP: 0.296, SLG: 0.275											1	1	0	0	0	1	2							
14 John Buck, R OBP: 0.309, SLG: 0.354	(1,2) 2 1B										3	2	2	2	1	0	2							
41 Gil Velazquez, R OBP: 0.067, SLG: 0.067			(2,3) K			(0,0) L4-3				(1,0) G6-3	4	0	0	0	0	1	3							
24 Nathan Eovaldi, R OBP: 0.138, SLG: 0.107											2	0	0	0	0	1	1							
29 Greg Deane, L OBP: 0.144, SLG: 0.149											1	0	0	0	0	0	0							
31 Steve Cishek, R ERA: 2.87											0	0	0	0	0	0	0							
40 Mike Dunn, L ERA: 3.77											0	0	0	0	0	0	0							
21 Heath Bell, R ERA: 5.25											0	0	0	0	0	0	0							
19 Rob Brantly, L OBP: 0.189, SLG: 0.522											0	1	0	0	0	1	0							
Inning Stats	R: 0 E: 0 K: 0 S: 8	H: 0 LOB: 0 BB: 0 P: 11	R: 0 E: 0 K: 1 S: 6	H: 0 LOB: 0 BB: 0 P: 9	R: 1 E: 0 K: 2 S: 14	H: 2 LOB: 1 BB: 0 P: 20	R: 0 E: 0 K: 0 S: 12	H: 1 LOB: 1 BB: 0 P: 18	R: 0 E: 0 K: 0 S: 4	H: 0 LOB: 0 BB: 0 P: 10	R: 0 E: 0 K: 2 S: 9	H: 0 LOB: 0 BB: 0 P: 15	R: 2 E: 0 K: 0 S: 18	H: 2 LOB: 1 BB: 0 P: 25	R: 0 E: 0 K: 0 S: 7	H: 0 LOB: 0 BB: 0 P: 14	R: 0 E: 0 K: 2 S: 11	H: 2 LOB: 2 BB: 0 P: 16	R: 1 E: 0 K: 1 S: 11	H: 1 LOB: 2 BB: 1 P: 21	1B: 4 2B: 3 3B: 1 HR: 1	SF: 0 SAC: 0 DP: 1 HBP: 1	WP: 0 PB: 1 SB: 0 CS: 0	PA: 39
PITCHER	IP 6.2	WLS 24	BF 2	H 1	R 2	ER 1	SO 5	BB 1	IBB 0	HBP 0	BLK 0	WP 0	HR 0	S 68	P 103	ERA 2.70	WHIP 0.750							
17 Paul Maholm, L ERA: 3.85	(1,1) 6.2																							
58 Peter Moyian, R ERA: 2.25	(7,1) 0.1		1	1	1	2	0	0	0	0	0	0	1	3	5	27.00	3.000							
32 Chad Durbin, R ERA: 3.22	(8,1) 1.0		3	0	0	0	0	0	0	0	0	0	0	7	14	0.00	0.000							
39 Jonny Venters, L ERA: 3.54	(9,1) 0.2		4	2	0	0	2	0	0	0	0	0	0	10	15	0.00	3.000							
53 Cory Gearrin, R ERA: 1.69	(9,1) 1.0	L	6	1	1	1	1	1	0	1	0	0	0	12	22	9.00	2.000							

Atlanta Braves @ Miami Marlins
Marlins Park, Miami, FL
Tue Sep 18 2012, 7:11 PM - 10:23 PM EDT
Att. 23,009 - Partly Cloudy - 86 F

AB 36
R 4
H 8
RBI 4
BB 2
SO 8
LOB 16



Batter	1	2	3	4	5	6	7	8	9	AB	R	H	RBI	BB	SO	LOB	TOP			
24 Michael Bourn, L (1,8) OBP: 0.343, SLG: 0.389	3-2 SH1-3 22 SF8 2B			G4-3			K			4	1	1	0	0	2	4	Atlanta Braves @ Miami Marlins Marlins Park, Miami, FL Wed Sep 19 2012, 7:13 PM - 9:45 PM EDT Att: 25,998 - Roof Closed - 80 F			
14 Martin Prado, R (1,6) OBP: 0.356, SLG: 0.429	0-0 SH1-3 2-3		4-2 10 1B 5 SF7-4-3 BB			3-3 K		0-1 F8		2	1	0	0	1	1	0				
22 Jason Heyward, L (1,9) OBP: 0.340, SLG: 0.491	0-2 SF8 3-H		1-2 F8			2-2 G4-3		1-2 F9		3	0	0	1	0	0	1				
10 Chipper Jones, S (1,5) OBP: 0.383, SLG: 0.473	2-0 F8		3-2 F8 1-3 5 SF7-4-3 1B			0-0 G3-1		2-1 G4-3		4	0	1	0	0	0	0				
5 Freddie Freeman, L (1,3) OBP: 0.347, SLG: 0.458		3-2 G4-3	0-0 SF7-4-3 1-1 3-H			0-0 F8			0-0 F7	3	0	0	1	0	0	0				
26 Dan Uggla, R (1,4) OBP: 0.345, SLG: 0.385	4-0 16 S 13 1B BB			1-3 K				1-1 F8		3	1	0	0	1	1	0				
16 Brian McCann, L (1,2) OBP: 0.301, SLG: 0.410		3-2 K		0-2 F8				1-2 K		4	0	1	0	0	2	1				
13 Jose Constanza, L (1,7) OBP: 0.323, SLG: 0.298		1-1 54 1B 2-H		1-2 G4-3				0-2 G4-3		3	0	2	1	0	0	0				
11 Reed Johnson, R (9,PH) OBP: 0.345, SLG: 0.417				1-2 54 1B BB				1-3 2B		1	0	1	0	0	0	0				
54 Kris Medlen, S (1,1) OBP: 0.242, SLG: 0.172		0-2 F8		4-1 K				1-2 F8		2	0	1	0	1	1	0				
2 Jeff Baker, R (9,PH) OBP: 0.294, SLG: 0.402				1-2 BB						0	0	0	0	0	0	0				
27 Lyle Overbay, L (9,PH) OBP: 0.336, SLG: 0.404										1	0	0	0	0	0	2				
46 Craig Kimbrel, R (9,1)										0	0	0	0	0	0	0				
Inning Stats	R: 1 E: 0 K: 0 S: 9	H: 1 LOB: 0 BB: 0 P: 14	R: 1 E: 0 K: 2 S: 19	H: 2 LOB: 2 BB: 1 P: 32	R: 1 E: 0 K: 0 S: 9	H: 1 LOB: 0 BB: 1 P: 17	R: 0 E: 0 K: 1 S: 13	H: 1 LOB: 2 BB: 1 P: 22	R: 0 E: 0 K: 1 S: 6	H: 0 LOB: 0 BB: 0 P: 9	R: 0 E: 0 K: 1 S: 6	H: 0 LOB: 0 BB: 0 P: 9	R: 0 E: 0 K: 2 S: 9	H: 0 LOB: 0 BB: 0 P: 11	R: 0 E: 0 K: 0 S: 7	H: 2 LOB: 2 BB: 0 P: 19	1B: 5 2B: 3 3B: 0 HR: 0	SF: 2 SAC: 1 DP: 1 HBP: 0	WP: 0 PB: 0 SB: 1 CS: 0	PA: 36
PITCHER	IP WLS BF H R ER SO BB IBB HBP BLK WP HR S P ERA WHIP	IP WLS BF H R ER SO BB IBB HBP BLK WP HR S P ERA WHIP	IP WLS BF H R ER SO BB IBB HBP BLK WP HR S P ERA WHIP	IP WLS BF H R ER SO BB IBB HBP BLK WP HR S P ERA WHIP	IP WLS BF H R ER SO BB IBB HBP BLK WP HR S P ERA WHIP	IP WLS BF H R ER SO BB IBB HBP BLK WP HR S P ERA WHIP	IP WLS BF H R ER SO BB IBB HBP BLK WP HR S P ERA WHIP	IP WLS BF H R ER SO BB IBB HBP BLK WP HR S P ERA WHIP	IP WLS BF H R ER SO BB IBB HBP BLK WP HR S P ERA WHIP	IP WLS BF H R ER SO BB IBB HBP BLK WP HR S P ERA WHIP	IP WLS BF H R ER SO BB IBB HBP BLK WP HR S P ERA WHIP	IP WLS BF H R ER SO BB IBB HBP BLK WP HR S P ERA WHIP	IP WLS BF H R ER SO BB IBB HBP BLK WP HR S P ERA WHIP	IP WLS BF H R ER SO BB IBB HBP BLK WP HR S P ERA WHIP	IP WLS BF H R ER SO BB IBB HBP BLK WP HR S P ERA WHIP	IP WLS BF H R ER SO BB IBB HBP BLK WP HR S P ERA WHIP	IP WLS BF H R ER SO BB IBB HBP BLK WP HR S P ERA WHIP			

Batter	1	2	3	4	5	6	7	8	9	AB	R	H	RBI	BB	SO	LOB	BOTTOM					
11 Bryan Petersen, L (1,7) OBP: 0.291, SLG: 0.269	2-1 G2-3		1-2 G4-3							4	0	0	0	0	0	1	Atlanta Braves @ Miami Marlins Marlins Park, Miami, FL Wed Sep 19 2012, 7:13 PM - 9:45 PM EDT Att: 25,998 - Roof Closed - 80 F					
2 Gorkys Hernández, R (1,8) OBP: 0.260, SLG: 0.257	0-1 7 S 1B		1-1 G6-3					2-2 G4-3		4	0	1	0	0	0	1						
7 José Reyes, S (1,6) OBP: 0.348, SLG: 0.438	3-3 K		2-1 F7						0-1 20 FC6-4 29 HBP 1B	4	0	1	0	0	1	1						
45 Carlos Lee, R (1,3) OBP: 0.338, SLG: 0.381	4-1 BB			0-0 F7					0-0 F8	3	0	0	0	1	1	1						
29 Greg Dobbs, L (1,5) OBP: 0.316, SLG: 0.401	0-0 G4-3								2-0 20 FC6-4 HBP	3	0	1	0	0	0	2						
20 Justin Ruggiano, R (1,9) OBP: 0.377, SLG: 0.538		1-3 K		0-2 F8					2-2 19 S FC6-4	4	0	0	0	0	1	3						
19 Rob Brantly, L (1,2) OBP: 0.440, SLG: 0.521		1-1 2B		1-0 L7					3-2 G4-3	4	0	1	0	0	0	3						
17 Donovan Solano, R (1,4) OBP: 0.328, SLG: 0.335		2-1 G5-3							2-1 11 S 1B	3	0	1	0	0	0	1						
55 Josh Johnson, L (1,1) OBP: 0.136, SLG: 0.066										2	0	0	0	0	2	2						
34 Tom Koehler, R (7,1) OBP: 0.294, SLG: 0.339										0	0	0	0	0	0	0						
44 AJ Ramos, R (8,1) OBP: 0.345, SLG: 0.417										0	0	0	0	0	0	0						
26 Austin Kearns, R (8,PH) OBP: 0.363, SLG: 0.397										1	0	0	0	0	1	0						
43 Dan Jennings, L (9,1) OBP: 0.345, SLG: 0.417										0	0	0	0	0	0	0						
57 Chad Gaudin, R (9,1) OBP: 0.345, SLG: 0.417										0	0	0	0	0	0	0						
Inning Stats	R: 0 E: 0 K: 1 S: 11	H: 1 LOB: 2 BB: 1 P: 20	R: 0 E: 0 K: 2 S: 10	H: 1 LOB: 1 BB: 0 P: 14	R: 0 E: 0 K: 0 S: 7	H: 0 LOB: 0 BB: 0 P: 11	R: 0 E: 0 K: 0 S: 7	H: 1 LOB: 1 BB: 0 P: 8	R: 0 E: 0 K: 1 S: 8	H: 1 LOB: 0 BB: 0 P: 14	R: 0 E: 0 K: 1 S: 8	H: 0 LOB: 0 BB: 0 P: 13	R: 0 E: 0 K: 0 S: 7	H: 0 LOB: 0 BB: 0 P: 8	R: 0 E: 0 K: 1 S: 8	H: 0 LOB: 0 BB: 0 P: 11	R: 0 E: 0 K: 0 S: 10	H: 1 LOB: 2 BB: 0 P: 17	1B: 4 2B: 1 3B: 0 HR: 0	SF: 0 SAC: 0 DP: 0 HBP: 1	WP: 0 PB: 0 SB: 3 CS: 0	PA: 34
PITCHER	IP WLS BF H R ER SO BB IBB HBP BLK WP HR S P ERA WHIP	IP WLS BF H R ER SO BB IBB HBP BLK WP HR S P ERA WHIP	IP WLS BF H R ER SO BB IBB HBP BLK WP HR S P ERA WHIP	IP WLS BF H R ER SO BB IBB HBP BLK WP HR S P ERA WHIP	IP WLS BF H R ER SO BB IBB HBP BLK WP HR S P ERA WHIP	IP WLS BF H R ER SO BB IBB HBP BLK WP HR S P ERA WHIP	IP WLS BF H R ER SO BB IBB HBP BLK WP HR S P ERA WHIP	IP WLS BF H R ER SO BB IBB HBP BLK WP HR S P ERA WHIP	IP WLS BF H R ER SO BB IBB HBP BLK WP HR S P ERA WHIP	IP WLS BF H R ER SO BB IBB HBP BLK WP HR S P ERA WHIP	IP WLS BF H R ER SO BB IBB HBP BLK WP HR S P ERA WHIP	IP WLS BF H R ER SO BB IBB HBP BLK WP HR S P ERA WHIP	IP WLS BF H R ER SO BB IBB HBP BLK WP HR S P ERA WHIP	IP WLS BF H R ER SO BB IBB HBP BLK WP HR S P ERA WHIP	IP WLS BF H R ER SO BB IBB HBP BLK WP HR S P ERA WHIP	IP WLS BF H R ER SO BB IBB HBP BLK WP HR S P ERA WHIP	IP WLS BF H R ER SO BB IBB HBP BLK WP HR S P ERA WHIP					



Batter	1	2	3	4	5	6	7	8	9	AB	R	H	RBI	BB	SO	LOB	TOP			
24 Michael Bourn, L (1, 8) OBP: 0.343, SLG: 0.388										4	0	1	0	0	2	0	Atlanta Braves @ Philadelphia Phillies Citizens Bank Park, Philadelphia, PA Fri Sep 21 2012, 7:09 PM - 9:43 PM EDT Att: 44,052 - Partly Cloudy - 76 F			
14 Martín Prado, R (1, 6) OBP: 0.357, SLG: 0.430										4	0	2	0	0	0	1				
22 Jason Heyward, L (1, 9) OBP: 0.338, SLG: 0.487										4	0	0	0	0	3	3				
10 Chipper Jones, S (1, 5) OBP: 0.379, SLG: 0.468										4	0	0	0	0	2	3				
5 Freddie Freeman, L (1, 3) OBP: 0.346, SLG: 0.455										3	1	0	0	1	1	0				
26 Dan Uggla, R (1, 4) OBP: 0.346, SLG: 0.390										4	1	2	0	0	0	0				
16 Brian McCann, L (1, 2) OBP: 0.298, SLG: 0.406										4	0	0	1	0	1	2				
13 Jose Constanza, L (1, 7) OBP: 0.323, SLG: 0.300										3	0	1	1	0	0	1				
48 Tommy Hanson, R (1, 1) OBP: 0.060, SLG: 0.021										2	0	0	0	0	0	1				
53 Cory Gearrin, R (6, 1)										0	0	0	0	0	0	0				
27 Lyle Overbay, L (7, PH) OBP: 0.336, SLG: 0.404										0	0	0	0	0	0	0				
11 Reed Johnson, R (7, PH) OBP: 0.343, SLG: 0.415										1	0	0	0	0	0	1				
43 Luis Avilán, L (7, 1) OBP: 0.333, SLG: 0.333										0	0	0	0	0	0	0				
Inning Stats	R: 0 E: 0 K: 2 S: 14	H: 1 LOB: 1 BB: 0 P: 18	R: 1 E: 0 K: 0 S: 8	H: 1 LOB: 1 BB: 1 P: 13	R: 0 E: 0 K: 2 S: 11	H: 0 LOB: 0 BB: 0 P: 16	R: 0 E: 0 K: 1 S: 8	H: 0 LOB: 0 BB: 0 P: 10	R: 0 E: 0 K: 1 S: 5	H: 0 LOB: 0 BB: 0 P: 9	R: 1 E: 0 K: 1 S: 12	H: 2 LOB: 1 BB: 0 P: 20	R: 0 E: 0 K: 2 S: 11	H: 1 LOB: 0 BB: 0 P: 15	R: 0 E: 0 K: 1 S: 11	H: 0 LOB: 0 BB: 0 P: 17	1B: 4 2B: 2 3B: 0 HR: 0	SF: 0 SAC: 0 DP: 0 HBP: 0	WP: 0 PB: 0 SB: 0 CS: 0	PA: 34
PITCHER	IP WLS BF H R ER SO BB IBB HBP BLK WP HR S P ERA WHIP																			
38 Kyle Kendrick, R (1, 1) ERA: 3.89	6.2	W 26	5	2	2	6	1	0	0	0	0	0	0	65	98	2.70	0.900			
47 Jeremy Horst, L (7, 1) ERA: 1.09	0.1	H 1	1	0	0	0	0	0	0	0	0	0	0	1	2	0.00	0.000			
37 Antonio Bastardo, L (8, 1) ERA: 4.47	1.0	H 4	1	0	0	2	0	0	0	0	0	0	0	11	15	0.00	1.000			
58 Jonathan Papelbon, R (9, 1) ERA: 2.33	1.0		3	0	0	1	0	0	0	0	0	0	0	11	17	0.00	0.000			

Batter	1	2	3	4	5	6	7	8	9	AB	R	H	RBI	BB	SO	LOB	BOTTOM			
11 Jimmy Rollins, S (1, 6) OBP: 0.315, SLG: 0.434										4	0	0	0	0	2	1	Atlanta Braves @ Philadelphia Phillies Citizens Bank Park, Philadelphia, PA Fri Sep 21 2012, 7:09 PM - 9:43 PM EDT Att: 44,052 - Partly Cloudy - 76 F			
10 Juan Pierre, L (1, 7) OBP: 0.360, SLG: 0.385										3	1	1	0	0	0	1				
37 Antonio Bastardo, R (8, 1) OBP: 0.309, SLG: 0.522										1	0	0	0	0	0	0				
56 Jonathan Papelbon, R (9, 1) OBP: 0.382, SLG: 0.462										3	2	1	2	1	0	0				
6 Ryan Howard, L (1, 3) OBP: 0.303, SLG: 0.436										4	1	1	1	0	2	1				
51 Carlos Ruiz, R (1, 2) OBP: 0.401, SLG: 0.550										3	1	2	2	1	1	0				
9 Domonic Brown, L (1, 9) OBP: 0.335, SLG: 0.399										3	0	0	0	0	0	2				
15 John Mayberry Jr., R (1, 8) OBP: 0.312, SLG: 0.417										3	0	0	0	0	2	1				
28 Kevin Frandsen, R (1, 5) OBP: 0.385, SLG: 0.406										3	1	1	1	0	0	0				
38 Kyle Kendrick, R (1, 1) OBP: 0.222, SLG: 0.212										1	0	0	0	1	1	0				
47 Jeremy Horst, L (7, 1) ERA: 1.02										0	0	0	0	0	0	0				
24 Ty Wigginton, R (7, PH) OBP: 0.311, SLG: 0.379										1	0	0	0	0	0	0				
22 Nate Schierholz, L (8, 9) OBP: 0.308, SLG: 0.392										0	0	0	0	0	0	0				
Inning Stats	R: 1 E: 0 K: 1 S: 10	H: 1 LOB: 0 BB: 0 P: 13	R: 0 E: 0 K: 0 S: 5	H: 0 LOB: 1 BB: 1 P: 10	R: 1 E: 0 K: 1 S: 7	H: 1 LOB: 0 BB: 0 P: 8	R: 2 E: 0 K: 1 S: 11	H: 2 LOB: 0 BB: 0 P: 18	R: 0 E: 0 K: 1 S: 7	H: 0 LOB: 1 BB: 1 P: 13	R: 1 E: 0 K: 2 S: 10	H: 1 LOB: 1 BB: 1 P: 20	R: 0 E: 0 K: 0 S: 5	H: 0 LOB: 0 BB: 0 P: 9	R: 1 E: 0 K: 2 S: 10	H: 1 LOB: 0 BB: 0 P: 18	1B: 1 2B: 0 3B: 1 HR: 4	SF: 0 SAC: 0 DP: 1 HBP: 0	WP: 1 PB: 0 SB: 1 CS: 0	PA: 32
PITCHER	IP WLS BF H R ER SO BB IBB HBP BLK WP HR S P ERA WHIP																			
48 Tommy Hanson, R (1, 1) ERA: 4.46	5.1	L 22	4	5	5	5	3	0	0	0	0	0	0	45	73	8.44	1.312			
53 Cory Gearrin, R (6, 1) ERA: 1.62	0.2		3	1	0	0	0	0	0	0	0	0	5	9	0.00	1.500				
43 Luis Avilán, L (7, 1) ERA: 2.25	2.0		7	1	1	1	0	0	0	0	0	1	15	27	4.50	0.500				

AB	33
R	2
H	6
RBI	2
BB	1
SO	9
LOB	12



AB	29
R	6
H	6
RBI	6
BB	3
SO	8
LOB	6



Batter	1	2	3	4	5	6	7	8	9	AB	R	H	RBI	BB	SO	LOB	TOP					
24 Michael Bourn, L (1,8) OBP: 0.346, SLG: 0.391										3	2	0	2	0	0	1	Atlanta Braves @ Philadelphia Phillies Citizens Bank Park, Philadelphia, PA Sat Sep 22 2012, 4:08 PM - 7:16 PM EDT Att: 45,377 - Partly Cloudy - 83 F					
14 Martin Prado, R (1,6) OBP: 0.360, SLG: 0.431										3	1	2	0	2	0	1						
22 Jason Heyward, L (1,9) OBP: 0.340, SLG: 0.489										4	2	2	4	1	0	3						
10 Chipper Jones, S (1,5) OBP: 0.379, SLG: 0.470										5	1	2	1	0	2	6						
5 Freddie Freeman, L (1,3) OBP: 0.345, SLG: 0.458										5	1	1	3	0	3	2						
26 Dan Uggla, R (1,4) OBP: 0.345, SLG: 0.387										4	0	0	0	1	2	0						
16 Brian McCann, L (1,2)										4	1	0	0	1	1	1						
13 Jose Constanza, L (1,7)										2	0	0	0	0	2	1						
11 Reed Johnson, R (6,PH) (6,7)										2	0	0	0	1	0	1						
36 Mike Minor, R (1,1) 2 Jeff Keiser, R (7,PH) 27 Lyke Overstreet, L (7,PH) 32 Chad Durbin, R (7,1) 39 Jonny Venters, L (7,1) 34 Eric O'Flaherty, L (9,1)										3	0	0	0	0	1	2						
Inning Stats	R: 3 E: 0 K: 1 S: 14	H: 3 LOB: 0 BB: 1 P: 20	R: 4 E: 0 K: 3 S: 24	H: 3 LOB: 1 BB: 2 P: 39	R: 0 E: 0 K: 3 S: 9	H: 0 LOB: 0 BB: 0 P: 12	R: 0 E: 0 K: 1 S: 13	H: 1 LOB: 2 BB: 1 P: 21	R: 0 E: 0 K: 0 S: 7	H: 0 LOB: 0 BB: 0 P: 12	R: 0 E: 0 K: 1 S: 8	H: 0 LOB: 3 BB: 3 P: 24	R: 0 E: 1 K: 1 S: 11	H: 0 LOB: 2 BB: 1 P: 19	R: 1 E: 0 K: 1 S: 12	H: 2 LOB: 1 BB: 0 P: 21	R: 0 E: 0 K: 0 S: 8	H: 0 LOB: 0 BB: 0 P: 13	1B: 5 2B: 3 3B: 0 HR: 1	SF: 0 SAC: 0 DP: 0 HBP: 0	WP: 0 PB: 0 SB: 0 CS: 1	PA: 44
PITCHER	IP WLS BF H R ER SO BB IBB HBP BLK WP HR S P ERA WHIP	IP WLS BF H R ER SO BB IBB HBP BLK WP HR S P ERA WHIP	IP WLS BF H R ER SO BB IBB HBP BLK WP HR S P ERA WHIP	IP WLS BF H R ER SO BB IBB HBP BLK WP HR S P ERA WHIP	IP WLS BF H R ER SO BB IBB HBP BLK WP HR S P ERA WHIP	IP WLS BF H R ER SO BB IBB HBP BLK WP HR S P ERA WHIP	IP WLS BF H R ER SO BB IBB HBP BLK WP HR S P ERA WHIP	IP WLS BF H R ER SO BB IBB HBP BLK WP HR S P ERA WHIP	IP WLS BF H R ER SO BB IBB HBP BLK WP HR S P ERA WHIP	34 Roy Halladay, R (1,1) ERA: 4.4	47 Jeremy Horst, L (2,1) ERA: 8.0	53 B.J. Rosenberg, R (4,1) ERA: 8.0	63 Jake Diekmann, L (6,1) ERA: 4.26	43 Josh Lindblom, R (7,1) ERA: 3.59	79 Justin De Fratus, R (8,1) ERA: 1.29	48 Philippe Aumont, R (9,1) ERA: 4.35	3.00 4.800	0.750 1.000 1.800 0.000	9.000 2.000 0.000 0.000			

Batter	1	2	3	4	5	6	7	8	9	AB	R	H	RBI	BB	SO	LOB	BOTTOM					
11 Jimmy Rollins, S (1,6) OBP: 0.314, SLG: 0.431										3	0	0	0	1	1	0	Atlanta Braves @ Philadelphia Phillies Citizens Bank Park, Philadelphia, PA Sat Sep 22 2012, 4:08 PM - 7:16 PM EDT Att: 45,377 - Partly Cloudy - 83 F					
10 Juan Pierre, L (1,7) OBP: 0.359, SLG: 0.382										3	0	0	0	0	0	1						
26 Chase Utley, L (1,4) OBP: 0.377, SLG: 0.455										4	0	0	0	0	1	2						
6 Ryan Howard, L (1,3) OBP: 0.302, SLG: 0.445										4	1	1	1	0	2	2						
51 Carlos Ruiz, R (1,2) OBP: 0.399, SLG: 0.547										4	0	1	0	0	0	0						
15 John Mayberry Jr., R (1,8) OBP: 0.309, SLG: 0.413										4	0	0	0	0	2	1						
9 Dornic Brown, L (1,9) OBP: 0.335, SLG: 0.394										2	0	0	0	1	0	0						
28 Kevin Frandsen, R (1,5) OBP: 0.384, SLG: 0.418										3	1	1	0	0	0	2						
34 Roy Halladay, R (1,1) 47 Jeremy Horst, L (2,1) 18 Dan Ruff, R (7,PH) 63 B.J. Rosenberg, R (4,1) 22 Mike Schoenholz, L (6,PH) 43 Josh Lindblom, R (7,1) 19 Laynce Nix, L (7,PH) 24 Ty Ogden, L (9,PH) 79 Justin De Fratus, R (8,1) 48 Philippe Aumont, L (9,1)										0	0	0	0	0	0	0						
Inning Stats	R: 0 E: 0 K: 3 S: 11	H: 0 LOB: 1 BB: 0 P: 16	R: 0 E: 0 K: 1 S: 12	H: 0 LOB: 0 BB: 0 P: 16	R: 1 E: 0 K: 0 S: 12	H: 1 LOB: 0 BB: 0 P: 15	R: 1 E: 0 K: 1 S: 8	H: 1 LOB: 0 BB: 0 P: 14	R: 0 E: 0 K: 0 S: 9	H: 0 LOB: 0 BB: 0 P: 15	R: 0 E: 0 K: 1 S: 7	H: 0 LOB: 1 BB: 1 P: 15	R: 0 E: 0 K: 0 S: 8	H: 1 LOB: 2 BB: 1 P: 17	R: 0 E: 0 K: 0 S: 10	H: 0 LOB: 0 BB: 0 P: 17		R: 0 E: 0 K: 0 S: 11	H: 0 LOB: 0 BB: 0 P: 20	1B: 1 2B: 0 3B: 1 HR: 1	SF: 1 SAC: 0 DP: 0 HBP: 1	WP: 0 PB: 0 SB: 0 CS: 0
PITCHER	IP WLS BF H R ER SO BB IBB HBP BLK WP HR S P ERA WHIP	IP WLS BF H R ER SO BB IBB HBP BLK WP HR S P ERA WHIP	IP WLS BF H R ER SO BB IBB HBP BLK WP HR S P ERA WHIP	IP WLS BF H R ER SO BB IBB HBP BLK WP HR S P ERA WHIP	IP WLS BF H R ER SO BB IBB HBP BLK WP HR S P ERA WHIP	IP WLS BF H R ER SO BB IBB HBP BLK WP HR S P ERA WHIP	IP WLS BF H R ER SO BB IBB HBP BLK WP HR S P ERA WHIP	IP WLS BF H R ER SO BB IBB HBP BLK WP HR S P ERA WHIP	IP WLS BF H R ER SO BB IBB HBP BLK WP HR S P ERA WHIP	IP WLS BF H R ER SO BB IBB HBP BLK WP HR S P ERA WHIP	36 Mike Minor, L (1,1) ERA: 4.27	32 Chad Durbin, R (7,1) ERA: 3.19	39 Jonny Venters, L (7,1) ERA: 3.46	34 Eric O'Flaherty, L (9,1) ERA: 1.84	3.00 0.00 0.00 0.000	3.000 3.000 0.000 0.000						

Batter	1	2	3	4	5	6	7	8	9	AB	R	H	RBI	BB	SO	LOB	TOP			
11 Reed Johnson, R OBP: 0.344, SLG: 0.412										5	1	2	0	0	2	1				
14 Martin Prado, R OBP: 0.361, SLG: 0.433										4	0	2	0	0	1	1				
22 Jason Heyward, L OBP: 0.338, SLG: 0.486										4	0	0	0	0	0	4				
5 Freddie Freeman, L OBP: 0.346, SLG: 0.459										4	0	2	0	0	2	4				
26 Dan Uggla, R OBP: 0.343, SLG: 0.384										3	0	0	1	0	2	4				
2 Jeff Baker, R OBP: 0.288, SLG: 0.393										4	0	0	0	0	2	3				
8 David Ross, R OBP: 0.326, SLG: 0.447										4	1	1	1	0	2	1				
19 Andrelton Simmons, R OBP: 0.342, SLG: 0.423										4	0	1	0	0	2	0				
15 Tim Hudson, R OBP: 0.259, SLG: 0.283										3	0	1	0	0	0	1				
34 Eric O'Flaherty, L OBP: 0.331, SLG: 0.396										0	0	0	0	0	0	0				
27 Lyle Overbay, L OBP: 0.331, SLG: 0.396										1	0	0	0	0	0	0				
46 Craig Kimbrel, R OBP: 0.331, SLG: 0.396										0	0	0	0	0	0	0				
Inning Stats	R: 0 H: 2 E: 0 K: 2 S: 14	H: 2 LOB: 2 BB: 0 P: 19	R: 1 H: 1 E: 0 K: 0 S: 6	H: 1 LOB: 0 BB: 0 P: 11	R: 1 H: 2 E: 1 K: 1 S: 15	H: 2 LOB: 2 BB: 0 P: 21	R: 0 H: 1 E: 1 K: 2 S: 11	H: 1 LOB: 0 BB: 0 P: 16	R: 0 H: 1 E: 0 K: 2 S: 13	H: 1 LOB: 1 BB: 0 P: 18	R: 0 H: 0 E: 0 K: 0 S: 7	H: 0 LOB: 0 BB: 0 P: 9	R: 0 H: 1 E: 0 K: 2 S: 9	H: 1 LOB: 1 BB: 0 P: 13	R: 0 H: 0 E: 0 K: 2 S: 10	H: 0 LOB: 0 BB: 0 P: 13	1B: 6 2B: 2 3B: 0 HR: 1	SF: 1 SAC: 0 DP: 0 HBP: 0	WP: 0 PB: 0 SB: 0 CS: 0	PA: 37
PITCHER	IP: 8.0 WLS: L BF: 34 K: 2	WLS: L BF: 34 K: 2	H: 9 R: 2 ER: 1 SO: 11 BB: 0 IBB: 0 HBP: 0 BLK: 0	H: 9 R: 2 ER: 1 SO: 11 BB: 0 IBB: 0 HBP: 0 BLK: 0	H: 9 R: 2 ER: 1 SO: 11 BB: 0 IBB: 0 HBP: 0 BLK: 0	H: 9 R: 2 ER: 1 SO: 11 BB: 0 IBB: 0 HBP: 0 BLK: 0	WP: 0 HR: 1 S: 84 P: 117 ERA: 1.12 WHIP: 1.125	WP: 0 HR: 0 S: 84 P: 117 ERA: 1.12 WHIP: 1.125	WP: 0 HR: 0 S: 84 P: 117 ERA: 1.12 WHIP: 1.125	WP: 0 HR: 0 S: 84 P: 117 ERA: 1.12 WHIP: 1.125	WP: 0 HR: 0 S: 84 P: 117 ERA: 1.12 WHIP: 1.125	WP: 0 HR: 0 S: 84 P: 117 ERA: 1.12 WHIP: 1.125	WP: 0 HR: 0 S: 84 P: 117 ERA: 1.12 WHIP: 1.125	WP: 0 HR: 0 S: 84 P: 117 ERA: 1.12 WHIP: 1.125	WP: 0 HR: 0 S: 84 P: 117 ERA: 1.12 WHIP: 1.125	WP: 0 HR: 0 S: 84 P: 117 ERA: 1.12 WHIP: 1.125	ERA: 2.3	WHIP: 0.000		

Atlanta Braves @ Philadelphia Phillies
Citizens Bank Park, Philadelphia, PA
Sun Sep 23 2012, 1:38 PM - 4:08 PM EDT
Att: 43,968 - Sunny - 67 F

livebaseballscorecards.com

AB 36
R 2
H 9
RBI 2
BB 0
SO 13
LOB 19

Batter	1	2	3	4	5	6	7	8	9	AB	R	H	RBI	BB	SO	LOB	BOTTOM			
11 Jimmy Rollins, S OBP: 0.314, SLG: 0.429										3	1	0	0	1	0	1				
10 Juan Pierre, L OBP: 0.356, SLG: 0.379										3	0	0	0	0	1	0				
26 Chase Utley, L OBP: 0.375, SLG: 0.451										2	0	0	1	0	0	0				
6 Ryan Howard, L OBP: 0.297, SLG: 0.438										4	0	0	0	0	2	1				
51 Carlos Ruiz, R OBP: 0.396, SLG: 0.542										3	0	0	0	0	0	1				
9 Domonic Brown, L OBP: 0.330, SLG: 0.386										3	0	0	0	0	1	0				
15 John Mayberry Jr., R OBP: 0.309, SLG: 0.412										3	0	1	0	0	1	0				
28 Kevin Frandsen, R OBP: 0.383, SLG: 0.416										3	0	1	0	0	0	1				
33 Cliff Lee, L OBP: 0.180, SLG: 0.200										1	0	0	0	0	0	1				
19 Laynce Nix, L OBP: 0.322, SLG: 0.431										0	0	0	0	0	0	0				
24 Ty Wigginton, R OBP: 0.309, SLG: 0.376										1	0	0	0	0	0	0				
58 Jonathan Papelbon, R ERA: 1.08										0	0	0	0	0	0	0				
Inning Stats	R: 0 H: 0 E: 0 K: 0 S: 9	H: 0 LOB: 0 BB: 0 P: 12	R: 0 H: 1 E: 0 K: 0 S: 9	H: 1 LOB: 1 BB: 0 P: 12	R: 0 H: 0 E: 0 K: 1 S: 8	H: 0 LOB: 1 BB: 0 P: 11	R: 0 H: 1 E: 0 K: 1 S: 9	H: 1 LOB: 0 BB: 0 P: 12	R: 1 H: 0 E: 1 K: 0 S: 7	H: 0 LOB: 0 BB: 1 P: 15	R: 0 H: 0 E: 0 K: 1 S: 8	H: 0 LOB: 0 BB: 0 P: 10	R: 0 H: 0 E: 0 K: 0 S: 5	H: 0 LOB: 0 BB: 0 P: 9	R: 0 H: 0 E: 0 K: 1 S: 9	H: 0 LOB: 0 BB: 0 P: 14	1B: 2 2B: 0 3B: 0 HR: 0	SF: 1 SAC: 2 DP: 0 HBP: 1	WP: 0 PB: 0 SB: 0 CS: 0	PA: 31
PITCHER	IP: 7.1 WLS: W BF: 26 K: 1	WLS: W BF: 26 K: 1	H: 2 R: 1 ER: 0 SO: 4 BB: 1 IBB: 0 HBP: 0 BLK: 0	H: 2 R: 1 ER: 0 SO: 4 BB: 1 IBB: 0 HBP: 0 BLK: 0	WP: 0 HR: 0 S: 59 P: 85 ERA: 0.00 WHIP: 0.409	WP: 0 HR: 0 S: 59 P: 85 ERA: 0.00 WHIP: 0.409	WP: 0 HR: 3 S: 7 P: 7 ERA: 0.00 WHIP: 0.000	WP: 0 HR: 0 S: 7 P: 7 ERA: 0.00 WHIP: 0.000	WP: 0 HR: 0 S: 7 P: 7 ERA: 0.00 WHIP: 0.000	WP: 0 HR: 0 S: 7 P: 7 ERA: 0.00 WHIP: 0.000	WP: 0 HR: 0 S: 7 P: 7 ERA: 0.00 WHIP: 0.000	WP: 0 HR: 0 S: 7 P: 7 ERA: 0.00 WHIP: 0.000	WP: 0 HR: 0 S: 7 P: 7 ERA: 0.00 WHIP: 0.000	WP: 0 HR: 0 S: 7 P: 7 ERA: 0.00 WHIP: 0.000	WP: 0 HR: 0 S: 7 P: 7 ERA: 0.00 WHIP: 0.000	WP: 0 HR: 0 S: 7 P: 7 ERA: 0.00 WHIP: 0.000	ERA: 1.08	WHIP: 0.000		

Atlanta Braves @ Philadelphia Phillies
Citizens Bank Park, Philadelphia, PA
Sun Sep 23 2012, 1:38 PM - 4:08 PM EDT
Att: 43,968 - Sunny - 67 F

livebaseballscorecards.com

AB 26
R 1
H 2
RBI 1
BB 1
SO 5
LOB 5

Batter	1	2	3	4	5	6	7	8	9	AB	R	H	RBI	BB	SO	LOB	TOP					
11 Bryan Petersen, L (1, 7) OBP: 0.277, SLG: 0.252	G4-3		F8			K		L9		4	0	0	0	0	1	0						
2 Gorkys Hernández, R (1, 8) OBP: 0.297, SLG: 0.269	G6-3		K			G5-3		K		4	0	0	0	0	2	0						
7 José Reyes, S (1, 6) OBP: 0.349, SLG: 0.436	2B		45 CS G4-6-3	1B		K		45 CS 1B		4	0	3	0	0	1	0						
45 Carlos Lee, R (1, 3) OBP: 0.329, SLG: 0.370	G6-3		G4-6-3	1-2		G6-3		L9		4	0	0	0	0	0	3						
29 Greg Dobbs, L (1, 9) OBP: 0.317, SLG: 0.397	K		K			17 HR	1B			3	1	1	0	0	2	0						
17 Donovan Solano, R (1, 4) OBP: 0.343, SLG: 0.382	HR		K			K		HR		3	2	2	3	0	1	0						
19 Rob Brantly, L (1, 2) OBP: 0.406, SLG: 0.470	L9		G1-3			G4-3				3	0	0	0	0	0	0						
41 Gil Velazquez, R (1, 5) OBP: 0.207, SLG: 0.207	K		G6-3			G4-3		G4-3		3	0	0	0	0	1	0						
24 Nathan Eovaldi, R (1, 1) 44 AJ Ramos, R (7, 1) 43 Dan Jennings, L (7, 1) 26 Austin Kearns, R (8, PH) 21 Heath Bell, R (8, 1) 40 Mike Dunn, L (9, 1)			K			G5-3		G4-3		2	0	0	0	0	0	1						
Inning Stats	R: 0 E: 0 K: 0 S: 9	H: 1 LOB: 1 BB: 0 P: 13	R: 1 E: 0 K: 2 S: 8	H: 1 LOB: 0 BB: 0 P: 10	R: 0 E: 0 K: 2 S: 9	H: 0 LOB: 0 BB: 0 P: 10	R: 0 E: 0 K: 1 S: 10	H: 1 LOB: 0 BB: 0 P: 12	R: 0 E: 0 K: 1 S: 7	H: 0 LOB: 0 BB: 0 P: 11	R: 0 E: 0 K: 1 S: 10	H: 0 LOB: 0 BB: 0 P: 15	R: 2 E: 0 K: 1 S: 16	H: 2 LOB: 0 BB: 0 P: 21	R: 0 E: 0 K: 0 S: 4	H: 0 LOB: 0 BB: 0 P: 7	R: 0 E: 0 K: 1 S: 6	H: 1 LOB: 0 BB: 0 P: 7	1B: 3 2B: 1 3B: 0 HR: 2	SF: 0 SAC: 0 DP: 1 HBP: 0	WP: 0 PB: 0 SB: 0 CS: 1	PA: 31
PITCHER	IP	WLS	BF	H	R	ER	SO	BB	IBB	HBP	BLK	WP	HR	S	P	ERA	WHIP					
54 Kris Medlen, R (1, 1) ERA: 1.64	7.0		25	5	3	3	8	0	0	0	0	0	2	69	92	3.86	0.714					
34 Eric O'Flaherty, L (8, 1) ERA: 1.73	1.0		3	0	0	0	0	0	0	0	0	0	0	4	7	0.00	0.000					
46 Craig Kimbrel, R (9, 1) ERA: 1.06	1.0	W	3	1	0	0	1	0	0	0	0	0	0	6	7	0.00	1.000					

Miami Marlins @ Atlanta Braves
Turner Field, Atlanta, GA
Tue Sep 25 2012, 7:12 PM - 9:35 PM EDT
Att: 25,632 - Partly Cloudy - 79 F

AB	31
R	3
H	6
RBI	3
BB	0
SO	9
LOB	3



Batter	1	2	3	4	5	6	7	8	9	AB	R	H	RBI	BB	SO	LOB	BOTTOM					
11 Reed Johnson, R (1, 8) OBP: 0.339, SLG: 0.405	K		K			G4-3		G5-3		4	0	0	0	0	2	0						
14 Martín Prado, R (1, 7) OBP: 0.361, SLG: 0.435	G4-3		3B			K		F7		4	0	1	0	0	1	0						
22 Jason Heyward, L (1, 9) OBP: 0.337, SLG: 0.488	G6-3		K			10 SF9 3B		G6-3		4	1	1	0	0	1	1						
10 Chipper Jones, S (1, 5) OBP: 0.381, SLG: 0.473		5 26 1B BB	F8			SF9		5 WP 5 HR 2B		2	2	1	1	1	0	0						
5 Freddie Freeman, L (1, 3) OBP: 0.347, SLG: 0.465	26 1B		K			L5		4 1 2 2 0 1 0		4	1	2	2	0	1	0						
26 Dan Uggla, R (1, 4) OBP: 0.324, SLG: 0.385	19 G6-4-3 1B		BB			K		2 0 1 1 1 1 0		2	0	1	1	1	1	0						
16 Brian McCann, L (1, 2) OBP: 0.229, SLG: 0.490	F7									2	0	0	0	1	1	3						
13 Jose Constanza, L (7, PR) OBP: 0.313, SLG: 0.290										0	0	0	0	0	0	0						
8 David Ross, R (8, 2) OBP: 0.326, SLG: 0.447										0	0	0	0	0	0	0						
19 Andrelton Simmons, R (1, 6) OBP: 0.335, SLG: 0.414	G6-4-3					G6-3		F7		3	0	0	0	0	0	3						
54 Kris Medlen, S (1, 1) OBP: 0.229, SLG: 0.161										2	0	0	0	0	2	0						
27 Lyle Overbay, L (7, PH) OBP: 0.331, SLG: 0.396										0	0	0	0	0	0	0						
2 Jeff Baker, R (7, PH) OBP: 0.286, SLG: 0.391										1	0	0	0	0	1	1						
34 Eric O'Flaherty, L (8, 1) OBP: 0.326, SLG: 0.447										0	0	0	0	0	0	0						
46 Craig Kimbrel, R (9, 1)										0	0	0	0	0	0	0						
Inning Stats	R: 0 E: 0 K: 1 S: 6	H: 0 LOB: 0 BB: 0 P: 10	R: 1 E: 0 K: 0 S: 14	H: 2 LOB: 1 BB: 1 P: 23	R: 0 E: 0 K: 3 S: 13	H: 1 LOB: 1 BB: 0 P: 20	R: 0 E: 0 K: 2 S: 17	H: 0 LOB: 1 BB: 1 P: 29	R: 0 E: 0 K: 1 S: 7	H: 0 LOB: 0 BB: 0 P: 12	R: 1 E: 0 K: 1 S: 8	H: 1 LOB: 0 BB: 0 P: 8	R: 0 E: 0 K: 2 S: 9	H: 0 LOB: 1 BB: 1 P: 17	R: 0 E: 0 K: 0 S: 5	H: 0 LOB: 0 BB: 0 P: 12	R: 2 E: 0 K: 0 S: 4	H: 2 LOB: 0 BB: 0 P: 7	1B: 2 2B: 1 3B: 2 HR: 1	SF: 1 SAC: 0 DP: 1 HBP: 0	WP: 1 PB: 0 SB: 0 CS: 0	PA: 32
PITCHER	IP	WLS	BF	H	R	ER	SO	BB	IBB	HBP	BLK	WP	HR	S	P	ERA	WHIP					
24 Nathan Eovaldi, R (1, 1) ERA: 4.29	6.0		23	4	2	2	8	2	0	0	0	0	0	65	102	3.00	1.000					
44 AJ Ramos, R (7, 1) ERA: 4.05	0.2	H	3	0	0	0	1	1	0	0	0	0	0	6	12	0.00	1.500					
43 Dan Jennings, L (7, 1) ERA: 2.35	0.1	H	1	0	0	0	1	0	0	0	0	0	0	3	5	0.00	0.000					
21 Heath Bell, R (8, 1) ERA: 5.11	1.0	H	3	0	0	0	0	0	0	0	0	0	0	5	12	0.00	0.000					
40 Mike Dunn, L (9, 1) ERA: 4.15	0.0	L	2	2	2	2	0	0	0	0	0	1	1	4	7	∞	∞					

Miami Marlins @ Atlanta Braves
Turner Field, Atlanta, GA
Tue Sep 25 2012, 7:12 PM - 9:35 PM EDT
Att: 25,632 - Partly Cloudy - 79 F


AB	28
R	4
H	6
RBI	4
BB	3
SO	10
LOB	8



Batter	1	2	3	4	5	6	7	8	9	AB	R	H	RBI	BB	SO	LOB	TOP			
11 Bryan Petersen, L (1,7) OBP: 0.272, SLG: 0.248	G6-3	G4-3			P5			K		4	0	0	0	0	1	2	Miami Marlins @ Atlanta Braves Turner Field, Atlanta, GA Wed Sep 26 2012, 7:13 PM - 9:49 PM EDT Att: 23,420 - Partly Cloudy - 82 F			
2 Gorkys Hernández, R (1,8) OBP: 0.297, SLG: 0.269	L9		G6-3		G5-3			G6-3 7 1B		4	0	1	0	0	0	0				
7 José Reyes, S (1,6) OBP: 0.348, SLG: 0.435	K						F7	G6-3		4	0	1	0	0	1	1				
45 Carlos Lee, R (1,3) OBP: 0.328, SLG: 0.369					F7		F8	G5-3		4	0	1	0	0	0	2				
29 Greg Dobbs, L (1,9) OBP: 0.313, SLG: 0.392	G4-3		G4-3				K			4	0	0	0	0	2	3				
17 Donovan Solano, R (1,4) OBP: 0.342, SLG: 0.380		SH5-4 55 41 1B		K			G4-3			4	0	1	0	0	2	0				
14 John Buck, R (1,2) OBP: 0.305, SLG: 0.357		K		K			K			4	0	0	0	0	4	2				
41 Gil Velazquez, R (1,5) OBP: 0.242, SLG: 0.242				F9				K		4	0	2	0	0	1	1				
55 Josh Johnson, L (1,1) OBP: 0.127, SLG: 0.094		SH5-4			G4-3					1	0	0	0	0	0	0				
26 Austin Kearns, R (7,PH) OBP: 0.359, SLG: 0.368										1	0	0	0	0	1	1				
34 Tom Koehler, R (7,1)										0	0	0	0	0	0	0				
43 Dan Jennings, L (8,1)										0	0	0	0	0	0	0				
Inning Stats	R: 0 E: 0 K: 1 S: 13	H: 1 LOB: 2 BB: 0 P: 19	R: 0 E: 0 K: 1 S: 17	H: 2 LOB: 2 BB: 0 P: 28	R: 0 E: 0 K: 0 S: 9	H: 1 LOB: 1 BB: 0 P: 13	R: 0 E: 0 K: 2 S: 9	H: 0 LOB: 0 BB: 0 P: 10	R: 0 E: 0 K: 1 S: 6	H: 0 LOB: 0 BB: 0 P: 11	R: 0 E: 0 K: 1 S: 8	H: 1 LOB: 1 BB: 0 P: 15	R: 0 E: 0 K: 1 S: 9	H: 1 LOB: 1 BB: 0 P: 12	R: 0 E: 0 K: 4 S: 14	H: 0 LOB: 1 BB: 0 P: 17	1B: 6 2B: 0 3B: 0 HR: 0	SF: 0 SAC: 1 DP: 0 HBP: 0	WP: 2 PB: 0 SB: 0 CS: 0	PA: 35
PITCHER	IP WLS BF H R ER SO BB IBB HBP BLK WP HR S P ERA WHIP																			
17 Paul Maholm, L (1,1) ERA: 3.71	6.2 W 26 5 0 0 6 0 0 0 0 0 1 0 0 72 104 0.00 0.750																			
32 Chad Durbin, R (7,1) ERA: 3.17	0.1 H 1 0 0 0 1 0 0 0 0 0 0 0 3 3 0.00 0.000																			
34 Eric O'Flaherty, L (8,1) ERA: 1.76	1.0 H 4 1 0 0 1 0 0 0 0 0 0 0 9 12 0.00 1.000																			
46 Craig Kimbrel, R (9,1) ERA: 1.04	1.0 S 4 0 0 0 4 0 0 0 0 0 1 0 0 14 17 0.00 0.000																			

Batter	1	2	3	4	5	6	7	8	9	AB	R	H	RBI	BB	SO	LOB	BOTTOM			
13 Jose Constanza, L (1,8) OBP: 0.310, SLG: 0.277	B1-3				G4-3			K		3	1	0	0	1	1	1	Miami Marlins @ Atlanta Braves Turner Field, Atlanta, GA Wed Sep 26 2012, 7:13 PM - 9:49 PM EDT Att: 23,420 - Partly Cloudy - 82 F			
46 Craig Kimbrel, R (9,1)										0	0	0	0	0	0	0				
14 Martín Prado, R (1,7) OBP: 0.361, SLG: 0.441					G6-3			K		4	1	2	2	0	1	0				
22 Jason Heyward, L (1,9) OBP: 0.338, SLG: 0.487								G4-3		3	0	1	0	1	1	0				
10 Chipper Jones, S (1,5) OBP: 0.382, SLG: 0.470					F7			F8		2	0	0	0	2	0	2				
5 Freddie Freeman, L (1,3) OBP: 0.346, SLG: 0.462										3	0	0	0	1	1	3				
26 Dan Uggla, R (1,4) OBP: 0.342, SLG: 0.382										4	1	0	0	0	1	5				
16 Brian McCann, L (1,2) OBP: 0.297, SLG: 0.399										4	0	1	0	0	3	3				
19 Andrelton Simmons, R (1,6) OBP: 0.329, SLG: 0.406										3	0	0	0	0	0	2				
17 Paul Maholm, L (1,1) OBP: 0.095, SLG: 0.115										3	0	0	0	0	1	1				
32 Chad Durbin, R (7,1) ERA: 5.14										0	0	0	0	0	0	0				
34 Eric O'Flaherty, L (8,1)										0	0	0	0	0	0	0				
11 Reed Johnson, R (9,8) OBP: 0.339, SLG: 0.405										0	0	0	0	0	0	0				
Inning Stats	R: 1 E: 0 K: 0 S: 12	H: 1 LOB: 2 BB: 2 P: 25	R: 0 E: 0 K: 1 S: 8	H: 0 LOB: 0 BB: 0 P: 13	R: 1 E: 0 K: 2 S: 14	H: 2 LOB: 3 BB: 2 P: 30	R: 0 E: 0 K: 0 S: 6	H: 0 LOB: 0 BB: 0 P: 6	R: 0 E: 0 K: 2 S: 10	H: 0 LOB: 1 BB: 1 P: 17	R: 1 E: 1 K: 2 S: 15	H: 1 LOB: 1 BB: 0 P: 21	R: 0 E: 0 K: 1 S: 7	H: 0 LOB: 0 BB: 0 P: 12	R: 0 E: 0 K: 1 S: 7	H: 0 LOB: 0 BB: 0 P: 10	1B: 3 2B: 0 3B: 0 HR: 1	SF: 0 SAC: 0 DP: 0 HBP: 0	WP: 0 PB: 0 SB: 4 CS: 0	PA: 34
PITCHER	IP WLS BF H R ER SO BB IBB HBP BLK WP HR S P ERA WHIP																			
55 Josh Johnson, R (1,1) ERA: 3.81	6.0 L 28 4 3 2 7 4 1 0 0 0 0 0 0 65 112 3.00 1.333																			
34 Tom Koehler, R (7,1) ERA: 5.14	1.0 3 0 0 0 1 0 0 0 0 0 0 0 7 12 0.00 0.000																			
43 Dan Jennings, L (8,1) ERA: 2.2	1.0 3 0 0 0 1 0 0 0 0 0 0 0 7 10 0.00 0.000																			

AB 34
R 0
H 6
RBI 0
BB 0
SO 12
LOB 12



AB 29
R 3
H 4
RBI 2
BB 5
SO 9
LOB 17



Batter	1	2	3	4	5	6	7	8	9	AB	R	H	RBI	BB	SO	LOB	TOP							
11 Bryan Petersen, L OBP: 0.270, SLG: 0.251										5	1	1	0	0	1	2								
2 Gorkys Hernández, R OBP: 0.250, SLG: 0.261										4	0	0	0	0	0	1	2							
7 José Reyes, S OBP: 0.346, SLG: 0.432										4	0	0	0	0	0	2								
45 Carlos Lee, R OBP: 0.329, SLG: 0.371										3	0	1	1	1	0	0								
19 Rob Brantly, L OBP: 0.390, SLG: 0.448										4	0	0	0	0	1	3								
17 Donovan Solano, R OBP: 0.340, SLG: 0.378										4	0	1	0	0	1	2								
6 Scott Cousins, L OBP: 0.198, SLG: 0.277										3	1	1	0	1	1	2								
41 Gil Velazquez, R OBP: 0.270, SLG: 0.297										4	0	2	1	0	0	1								
33 Jacob Turner, R 26 Austin Kearns, R 23 Wade LeBlanc, L 58 Ryan Webb, R 31 Steve Cishek, R 29 Greg Dobbs, L										2	0	0	0	0	1	4								
Inning Stats	R: 0 E: 0 K: 1 S: 8	H: 0 LOB: 0 BB: 0 P: 10	R: 0 E: 0 K: 1 S: 17	H: 1 LOB: 3 BB: 2 P: 29	R: 1 E: 0 K: 1 S: 20	H: 2 LOB: 1 BB: 0 P: 26	R: 1 E: 0 K: 1 S: 12	H: 2 LOB: 1 BB: 0 P: 16	R: 0 E: 0 K: 0 S: 5	H: 0 LOB: 0 BB: 0 P: 7	R: 0 E: 0 K: 0 S: 5	H: 1 LOB: 1 BB: 0 P: 0	R: 0 E: 0 K: 0 S: 11	H: 1 LOB: 1 BB: 0 P: 17	R: 0 E: 1 K: 2 S: 11	H: 0 LOB: 1 BB: 0 P: 13	R: 0 E: 0 K: 0 S: 8	H: 0 LOB: 0 BB: 0 P: 11	1B: 4 2B: 3 3B: 0 HR: 0	SF: 0 SAC: 0 DP: 0 HBP: 0	WP: 0 PB: 0 SB: 0 CS: 0	PA: 37		
PITCHER	IP WLS BF H R ER SO BB IBB HBP BLK WP HR S P ERA WHIP	IP WLS BF H R ER SO BB IBB HBP BLK WP HR S P ERA WHIP	IP WLS BF H R ER SO BB IBB HBP BLK WP HR S P ERA WHIP	IP WLS BF H R ER SO BB IBB HBP BLK WP HR S P ERA WHIP	IP WLS BF H R ER SO BB IBB HBP BLK WP HR S P ERA WHIP	IP WLS BF H R ER SO BB IBB HBP BLK WP HR S P ERA WHIP	IP WLS BF H R ER SO BB IBB HBP BLK WP HR S P ERA WHIP	IP WLS BF H R ER SO BB IBB HBP BLK WP HR S P ERA WHIP	IP WLS BF H R ER SO BB IBB HBP BLK WP HR S P ERA WHIP	IP WLS BF H R ER SO BB IBB HBP BLK WP HR S P ERA WHIP	IP WLS BF H R ER SO BB IBB HBP BLK WP HR S P ERA WHIP	IP WLS BF H R ER SO BB IBB HBP BLK WP HR S P ERA WHIP	IP WLS BF H R ER SO BB IBB HBP BLK WP HR S P ERA WHIP	IP WLS BF H R ER SO BB IBB HBP BLK WP HR S P ERA WHIP	IP WLS BF H R ER SO BB IBB HBP BLK WP HR S P ERA WHIP	IP WLS BF H R ER SO BB IBB HBP BLK WP HR S P ERA WHIP	IP WLS BF H R ER SO BB IBB HBP BLK WP HR S P ERA WHIP	IP WLS BF H R ER SO BB IBB HBP BLK WP HR S P ERA WHIP	IP WLS BF H R ER SO BB IBB HBP BLK WP HR S P ERA WHIP	IP WLS BF H R ER SO BB IBB HBP BLK WP HR S P ERA WHIP	IP WLS BF H R ER SO BB IBB HBP BLK WP HR S P ERA WHIP	IP WLS BF H R ER SO BB IBB HBP BLK WP HR S P ERA WHIP	IP WLS BF H R ER SO BB IBB HBP BLK WP HR S P ERA WHIP	IP WLS BF H R ER SO BB IBB HBP BLK WP HR S P ERA WHIP

Miami Marlins @ Atlanta Braves
Turner Field, Atlanta, GA
Thu Sep 27 2012, 7:12 PM - 9:58 PM EDT
Att: 27,270 - Partly Cloudy - 84 F


AB 35
R 2
H 7
RBI 2
BB 2
SO 6
LOB 18



Batter	1	2	3	4	5	6	7	8	9	AB	R	H	RBI	BB	SO	LOB	BOTTOM							
13 Jose Constanza, L OBP: 0.324, SLG: 0.273										1	0	0	0	2	0	0								
11 Reed Johnson, R OBP: 0.337, SLG: 0.402										4	1	1	0	0	0	3								
14 Martín Prado, R OBP: 0.361, SLG: 0.441										3	1	0	0	1	1	4								
22 Jason Heyward, L OBP: 0.338, SLG: 0.484										3	1	0	0	1	1	4								
10 Chipper Jones, S OBP: 0.381, SLG: 0.466										3	0	0	0	1	0	2								
5 Freddie Freeman, L OBP: 0.347, SLG: 0.462										3	1	1	0	1	1	1								
26 Dan Uggla, R OBP: 0.343, SLG: 0.385										4	1	2	3	0	0	1								
8 David Ross, R OBP: 0.330, SLG: 0.448										4	1	2	0	0	2	3								
19 Andrelton Simmons, R OBP: 0.333, SLG: 0.415										4	1	2	1	0	1	1								
48 Tommy Hanson, R 23 Wade LeBlanc, L 20 Eric Hinske, L 39 Jonny Venters, L 27 Lyle Overbay, L 50 Cristhian Martinez, R										1	0	0	0	0	1	2								
Inning Stats	R: 0 E: 0 K: 0 S: 8	H: 0 LOB: 0 BB: 0 P: 13	R: 0 E: 0 K: 1 S: 9	H: 0 LOB: 1 BB: 1 P: 17	R: 0 E: 0 K: 1 S: 9	H: 1 LOB: 2 BB: 1 P: 15	R: 4 E: 0 K: 1 S: 19	H: 4 LOB: 2 BB: 1 P: 32	R: 0 E: 0 K: 1 S: 7	H: 0 LOB: 0 BB: 0 P: 10	R: 0 E: 0 K: 1 S: 7	H: 1 LOB: 0 BB: 0 P: 12	R: 2 E: 0 K: 2 S: 14	H: 2 LOB: 2 BB: 2 P: 31	R: 0 E: 0 K: 2 S: 8	H: 0 LOB: 0 BB: 0 P: 11	1B: 5 2B: 3 3B: 0 HR: 0	SF: 0 SAC: 1 DP: 1 HBP: 0	WP: 1 PB: 0 SB: 0 CS: 0	PA: 37				
PITCHER	IP WLS BF H R ER SO BB IBB HBP BLK WP HR S P ERA WHIP	IP WLS BF H R ER SO BB IBB HBP BLK WP HR S P ERA WHIP	IP WLS BF H R ER SO BB IBB HBP BLK WP HR S P ERA WHIP	IP WLS BF H R ER SO BB IBB HBP BLK WP HR S P ERA WHIP	IP WLS BF H R ER SO BB IBB HBP BLK WP HR S P ERA WHIP	IP WLS BF H R ER SO BB IBB HBP BLK WP HR S P ERA WHIP	IP WLS BF H R ER SO BB IBB HBP BLK WP HR S P ERA WHIP	IP WLS BF H R ER SO BB IBB HBP BLK WP HR S P ERA WHIP	IP WLS BF H R ER SO BB IBB HBP BLK WP HR S P ERA WHIP	IP WLS BF H R ER SO BB IBB HBP BLK WP HR S P ERA WHIP	IP WLS BF H R ER SO BB IBB HBP BLK WP HR S P ERA WHIP	IP WLS BF H R ER SO BB IBB HBP BLK WP HR S P ERA WHIP	IP WLS BF H R ER SO BB IBB HBP BLK WP HR S P ERA WHIP	IP WLS BF H R ER SO BB IBB HBP BLK WP HR S P ERA WHIP	IP WLS BF H R ER SO BB IBB HBP BLK WP HR S P ERA WHIP	IP WLS BF H R ER SO BB IBB HBP BLK WP HR S P ERA WHIP	IP WLS BF H R ER SO BB IBB HBP BLK WP HR S P ERA WHIP	IP WLS BF H R ER SO BB IBB HBP BLK WP HR S P ERA WHIP	IP WLS BF H R ER SO BB IBB HBP BLK WP HR S P ERA WHIP	IP WLS BF H R ER SO BB IBB HBP BLK WP HR S P ERA WHIP	IP WLS BF H R ER SO BB IBB HBP BLK WP HR S P ERA WHIP	IP WLS BF H R ER SO BB IBB HBP BLK WP HR S P ERA WHIP	IP WLS BF H R ER SO BB IBB HBP BLK WP HR S P ERA WHIP	IP WLS BF H R ER SO BB IBB HBP BLK WP HR S P ERA WHIP

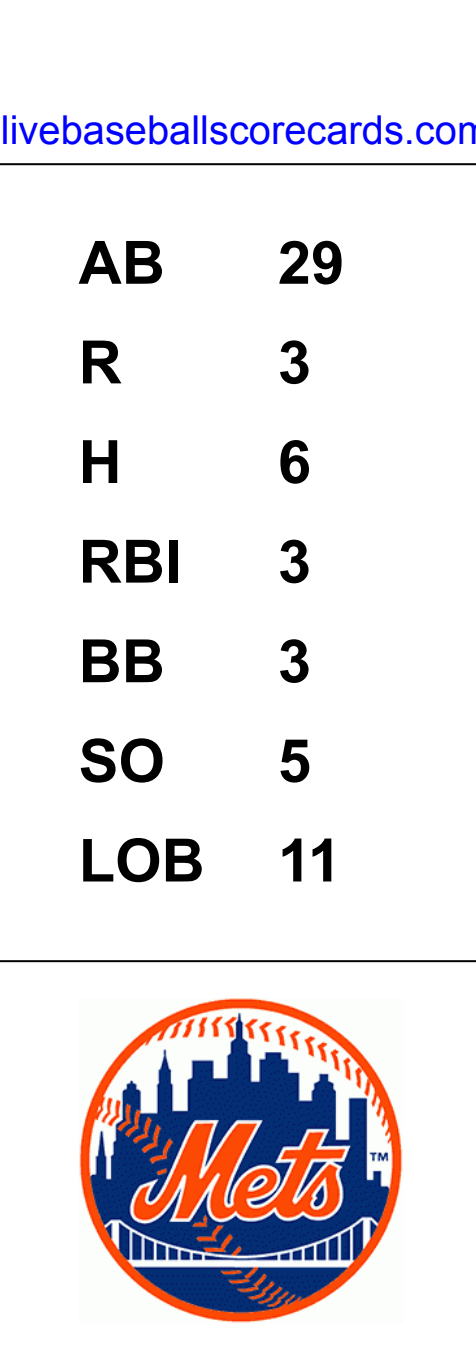
Miami Marlins @ Atlanta Braves
Turner Field, Atlanta, GA
Thu Sep 27 2012, 7:12 PM - 9:58 PM EDT
Att: 27,270 - Partly Cloudy - 84 F

AB 31
R 6
H 8
RBI 4
BB 5
SO 9
LOB 18



Batter	1	2	3	4	5	6	7	8	9	AB	R	H	RBI	BB	SO	LOB	TOP				
11 Rubén Tejada, R OBP: 0.341, SLG: 0.358	G5-3		G6-3			K		G5-3		4	0	1	0	0	1	1	New York Mets @ Atlanta Braves Turner Field, Atlanta, GA Fri Sep 28 2012, 7:44 PM - 10:16 PM EDT Att: 51,910 - Partly Cloudy - 78 F				
28 Daniel Murphy, L OBP: 0.336, SLG: 0.408	G4-3			K			L9	IBB		3	1	1	0	1	1	0					
5 David Wright, R OBP: 0.390, SLG: 0.495	K			F9			L9	G5-3		4	0	0	0	0	1	4					
29 Ike Davis, L OBP: 0.304, SLG: 0.455		G6-3		G6-3			21 HR	K		3	1	1	0	1	1	0					
12 Scott Hairston, R OBP: 0.298, SLG: 0.506		P4				L9		L7		4	0	0	0	0	1	3					
44 Jason Bay, R OBP: 0.231, SLG: 0.294							K			0	0	0	0	0	0	0					
21 Lucas Duda, L OBP: 0.333, SLG: 0.399			G6-3					G6-3		3	1	2	3	0	0	1					
46 Manny Acosta, R										0	0	0	0	0	0	0					
45 Justin Hampson, L										0	0	0	0	0	0	0					
15 Fred Lewis, L OBP: 0.304, SLG: 0.158										1	0	0	0	0	0	0					
39 Bobby Parnell, R										0	0	0	0	0	0	0					
23 Mike Baxter, L OBP: 0.359, SLG: 0.406			49 SH1-3			FC4-6		G4-3		3	0	1	0	0	0	1					
30 Josh Thole, L OBP: 0.299, SLG: 0.294			L6			CS		G4-3		3	0	0	0	0	0	1					
49 Jonathon Niese, L OBP: 0.295, SLG: 0.218										1	0	0	0	0	0	0					
1 Jordany Valdespin, L OBP: 0.269, SLG: 0.422			SH1-3							0	0	0	0	1	0	0					
56 Andres Torres, S OBP: 0.324, SLG: 0.324								11 2B		0	0	0	0	0	0	0					
Inning Stats	R: 0 E: 0 K: 1 S: 7	H: 0 LOB: 0 BB: 0 P: 8	R: 0 E: 0 K: 0 S: 8	H: 1 LOB: 0 BB: 0 P: 14	R: 0 E: 0 K: 0 S: 8	H: 1 LOB: 1 BB: 0 P: 12	R: 0 E: 0 K: 1 S: 6	H: 0 LOB: 0 BB: 0 P: 8	R: 0 E: 0 K: 1 S: 7	H: 0 LOB: 0 BB: 0 P: 9	R: 3 E: 0 K: 1 S: 12	H: 2 LOB: 0 BB: 1 P: 23	R: 0 E: 0 K: 0 S: 4	H: 1 LOB: 2 BB: 2 P: 16	R: 0 E: 0 K: 1 S: 7	H: 0 LOB: 0 BB: 0 P: 9	1B: 3 2B: 2 3B: 0 HR: 1	SF: 0 SAC: 1 DP: 2 HBP: 0	WP: 0 PB: 0 SB: 0 CS: 1	PA: 34	
PITCHER	IP WLS BF H R ER SO BB IBB HBP BLK WP HR S P ERA WHIP	7.0 L 25 5 3 3 4 0 1 0 0 0 1 55 86 3.86 0.714	0.1 4 1 0 0 0 1 1 0 0 0 0 0 3 15 0.00 6.000	1.2 4 0 0 0 1 0 0 0 0 0 0 0 8 10 0.00 0.000																	

Batter	1	2	3	4	5	6	7	8	9	AB	R	H	RBI	BB	SO	LOB	BOTTOM			
11 Reed Johnson, R OBP: 0.332, SLG: 0.396	G6-3		G6-3			G4-3		F7		4	0	0	0	0	0	0	New York Mets @ Atlanta Braves Turner Field, Atlanta, GA Fri Sep 28 2012, 7:44 PM - 10:16 PM EDT Att: 51,910 - Partly Cloudy - 78 F			
14 Martin Prado, R OBP: 0.360, SLG: 0.439	F7		F8					K		3	0	0	0	1	1	0				
22 Jason Heyward, L OBP: 0.337, SLG: 0.483			K			G3		K		4	0	1	0	0	2	1				
10 Chipper Jones, S OBP: 0.377, SLG: 0.462	G6-3				G1-3			G3		4	0	0	0	0	0	1				
5 Freddie Freeman, L OBP: 0.347, SLG: 0.466		F7			HR			G3		4	1	1	1	0	1	0				
26 Dan Uggla, R OBP: 0.346, SLG: 0.385			19 1B			19 FC6-4				2	0	1	0	2	0	0				
8 David Ross, R OBP: 0.323, SLG: 0.438			K			K		F8		4	0	0	0	0	2	3				
19 Andrelton Simmons, R OBP: 0.333, SLG: 0.413						FC6-4				3	0	1	0	0	0	1				
15 Tim Hudson, R OBP: 0.250, SLG: 0.273										2	0	0	0	0	0	2				
1 Tyler Pastornicky, R OBP: 0.258, SLG: 0.357										1	0	0	0	0	0	0				
50 Cristhian Martinez, R										0	0	0	0	0	0	0				
53 Cory Gearrin, R										0	0	0	0	0	0	0				
Inning Stats	R: 0 E: 0 K: 0 S: 7	H: 1 LOB: 1 BB: 0 P: 10	R: 0 E: 0 K: 1 S: 15	H: 1 LOB: 2 BB: 1 P: 25	R: 0 E: 0 K: 1 S: 16	H: 0 LOB: 0 BB: 0 P: 20	R: 1 E: 0 K: 1 S: 11	H: 2 LOB: 1 BB: 0 P: 15	R: 0 E: 0 K: 0 S: 8	H: 0 LOB: 1 BB: 1 P: 14	R: 0 E: 0 K: 0 S: 7	H: 0 LOB: 0 BB: 1 P: 16	R: 0 E: 0 K: 2 S: 12	H: 0 LOB: 0 BB: 0 P: 15	R: 0 E: 0 K: 1 S: 6	H: 0 LOB: 0 BB: 0 P: 8	1B: 3 2B: 0 3B: 0 HR: 1	SF: 0 SAC: 0 DP: 0 HBP: 0	WP: 0 PB: 0 SB: 0 CS: 0	PA: 34
PITCHER	IP WLS BF H R ER SO BB IBB HBP BLK WP HR S P ERA WHIP	7.0 W 28 4 1 1 3 3 0 0 0 0 0 0 3 3 0.00 0.000	0.1 H 1 0 0 0 1 0 0 0 0 0 0 0 3 3 0.00 0.000	0.2 H 2 0 0 0 1 0 0 0 0 0 0 0 9 12 0.00 0.000	1.0 S 3 0 0 0 1 0 0 0 0 0 0 0 6 8 0.00 0.000															



Batter	1	2	3	4	5	6	7	8	9	AB	R	H	RBI	BB	SO	LOB	TOP										
11 Rubén Tejada, R (1, 6) OBP: 0.338, SLG: 0.355	G6-3			G5-3		P4			E4 28 WP	4	0	0	0	0	0	0	New York Mets @ Atlanta Braves Turner Field, Atlanta, GA Sat Sep 29 2012, 7:12 PM - 9:44 PM EDT Att: 48,310 - Cloudy - 75 F										
56 Andres Torres, S (1, 8) OBP: 0.325, SLG: 0.324	G1-3						K		F7	3	0	1	0	0	1	0											
28 Daniel Murphy, L (9, PH) OBP: 0.336, SLG: 0.408				1B					1-2	1	0	0	0	0	0	1											
5 David Wright, R (1, 5) OBP: 0.391, SLG: 0.496	K			P6					2B	3	0	1	0	0	1	1											
12 Scott Hairston, R (1, 9) OBP: 0.298, SLG: 0.504									HBP	3	0	1	0	0	1	2											
29 Ike Davis, L (9, PH) OBP: 0.304, SLG: 0.454										1	0	0	0	0	1	2											
21 Lucas Duda, L (1, 3) OBP: 0.330, SLG: 0.395										4	0	0	0	0	2	4											
44 Jason Bay, R (1, 7) OBP: 0.232, SLG: 0.295										3	0	1	0	0	0	1											
13 Ronny Cedeno, R (1, 4) OBP: 0.335, SLG: 0.415										3	0	0	0	0	0	1											
4 Mike Nickeas, R (1, 2) OBP: 0.242, SLG: 0.229										2	0	0	0	0	1	0											
6 Kelly Shoppach, R (8, PH) OBP: 0.315, SLG: 0.435										1	0	1	0	0	0	0											
55 Chris Young, R (1, 1) OBP: 0.156, SLG: 0.194										2	0	0	0	0	0	0											
62 Elvin Ramirez, R (7, 1)										0	0	0	0	0	0	0											
Justin Turner, R (8, PH) OBP: 0.324, SLG: 0.388										1	0	0	0	0	0	1											
52 Ramon E Ramirez, R (8, 1)										0	0	0	0	0	0	0											
Inning Stats	R: 0 E: 0 K: 1 S: 9	H: 0 LOB: 0 BB: 0 P: 13	R: 0 E: 0 K: 0 S: 12	H: 1 LOB: 0 BB: 0 P: 18	R: 0 E: 0 K: 0 S: 7	H: 0 LOB: 0 BB: 0 P: 10	R: 0 E: 0 K: 1 S: 10	H: 1 LOB: 1 BB: 0 P: 15	R: 0 E: 0 K: 0 S: 9	H: 0 LOB: 0 BB: 0 P: 13	R: 0 E: 0 K: 2 S: 11	H: 1 LOB: 1 BB: 0 P: 14	R: 0 E: 0 K: 0 S: 5	H: 2 LOB: 1 BB: 0 P: 7	R: 0 E: 1 K: 2 S: 14	H: 0 LOB: 2 BB: 0 P: 21	1B: 4 2B: 1 3B: 0 HR: 0	SF: 0 SAC: 0 DP: 2 HBP: 1	WP: 1 PB: 0 SB: 0 CS: 0	PA: 32							
PITCHER	IP	WLS	BF	H	R	ER	SO	BB	IBB	HBP	BLK	WP	HR	S	P	ERA	WHIP										
36 Mike Minor, L (1, 1) ERA: 4.12	6.1	W	21	3	0	0	4	0	0	0	0	0	0	62	88	0.00	0.474										
32 Chad Durbin, R (7, 1) ERA: 3.15	0.1	H	1	0	0	0	0	0	0	0	0	0	0	2	3	0.00	0.000										
43 Luis Avilán, L (7, 1) ERA: 2.18	0.1	H	1	0	0	0	1	0	0	0	0	1	0	0	5	0.00	0.000										
39 Jonny Venters, L (8, 1) ERA: 3.28	1.0	H	4	2	0	0	0	0	0	0	0	0	0	5	7	0.00	2.000										
46 Craig Kimbrel, R (9, 1) ERA: 1.03	1.0	S	5	0	0	0	2	0	0	1	0	1	0	14	21	0.00	0.000										

AB	31
R	0
H	5
RBI	0
BB	0
SO	7
LOB	13



Batter	1	2	3	4	5	6	7	8	9	AB	R	H	RBI	BB	SO	LOB	BOTTOM										
13 Jose Constanza, L (1, 8) OBP: 0.321, SLG: 0.271										4	0	1	0	0	2	1	New York Mets @ Atlanta Braves Turner Field, Atlanta, GA Sat Sep 29 2012, 7:12 PM - 9:44 PM EDT Att: 48,310 - Cloudy - 75 F										
39 Jonny Venters, L (8, 1)										0	0	0	0	0	0	0											
46 Craig Kimbrel, R (9, 1)										0	0	0	0	0	0	0											
14 Martín Prado, R (1, 7) OBP: 0.351, SLG: 0.443										4	1	2	1	0	1	1											
22 Jason Heyward, L (1, 9) OBP: 0.335, SLG: 0.479										4	0	0	1	0	0	1											
10 Chipper Jones, S (1, 5) OBP: 0.374, SLG: 0.457										4	0	0	0	0	0	0											
5 Freddie Freeman, L (1, 3) OBP: 0.344, SLG: 0.462										4	0	0	0	0	3	0											
26 Dan Uggla, R (1, 4) OBP: 0.347, SLG: 0.387										3	0	2	0	0	0	0											
16 Brian McCann, L (1, 2) OBP: 0.299, SLG: 0.400										2	0	1	0	1	0	1											
19 Andrelton Simmons, R (1, 6) OBP: 0.339, SLG: 0.418										3	1	2	0	0	0	2											
36 Mike Minor, R (1, 1) OBP: 0.105, SLG: 0.091										1	0	0	0	0	1	2											
32 Chad Durbin, R (7, 1) ERA: 5.95										0	0	0	0	0	0	0											
43 Luis Avilán, L (7, 1) OBP: 0.333, SLG: 0.333										0	0	0	0	0	0	0											
20 Eric Hinske, L (7, PH) OBP: 0.271, SLG: 0.302										1	0	0	0	0	1	0											
11 Reed Johnson, R (8, 8) OBP: 0.332, SLG: 0.396										0	0	0	0	0	0	0											
Inning Stats	R: 1 E: 0 K: 1 S: 10	H: 1 LOB: 0 BB: 0 P: 14	R: 0 E: 0 K: 2 S: 15	H: 2 LOB: 2 BB: 0 P: 18	R: 0 E: 0 K: 1 S: 9	H: 0 LOB: 0 BB: 0 P: 11	R: 0 E: 0 K: 0 S: 15	H: 1 LOB: 1 BB: 0 P: 23	R: 1 E: 0 K: 1 S: 12	H: 2 LOB: 1 BB: 0 P: 16	R: 0 E: 0 K: 1 S: 11	H: 1 LOB: 2 BB: 1 P: 22	R: 0 E: 0 K: 1 S: 9	H: 1 LOB: 0 BB: 0 P: 12	R: 0 E: 0 K: 1 S: 9	H: 0 LOB: 0 BB: 0 P: 14	1B: 6 2B: 2 3B: 0 HR: 0	SF: 0 SAC: 1 DP: 0 HBP: 0	WP: 2 PB: 0 SB: 0 CS: 1	PA: 32							
PITCHER	IP	WLS	BF	H	R	ER	SO	BB	IBB	HBP	BLK	WP	HR	S	P	ERA	WHIP										
55 Chris Young, R (1, 1) ERA: 4.15	6.0	L	26	7	2	2	6	1	0	0	0	2	0	9	104	3.00	1.333										
62 Elvin Ramirez, R (7, 1) ERA: 5.95	1.0		3	1	0	0	1	0	0	0	0	0	0	9	12	0.00	1.000										
52 Ramon E Ramirez, R (8, 1) ERA: 4.16	1.0		3	0	0	0	1	0	0	0	0	0	0	9	14	0.00	0.000										



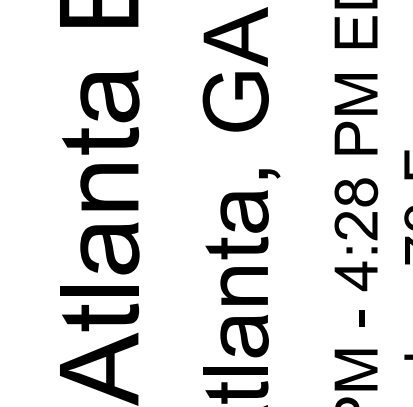
Batter	1	2	3	4	5	6	7	8	9	AB	R	H	RBI	BB	SO	LOB	TOP					
11 Rubén Tejada, R OBP: 0.337, SLG: 0.354	G5-3		WP E 1B		G3			K		4	1	1	0	0	1	0	New York Mets @ Atlanta Braves Turner Field, Atlanta, GA Sun Sep 30 2012, 1:39 PM - 4:28 PM EDT Att: 50,635 - Cloudy - 73 F					
28 Daniel Murphy, L OBP: 0.335, SLG: 0.408	2B		L9		G3-1			K		4	0	1	0	0	1	1						
Justin Turner, R OBP: 0.317, SLG: 0.379	F9		E3				K		F8	4	0	0	0	0	1	1						
29 Ike Davis, L OBP: 0.305, SLG: 0.456	BB		F9				F7		21 WP 56 1B 2B	3	1	1	0	1	0	1						
12 Scott Hairston, R OBP: 0.295, SLG: 0.499	FC5-4				K		P4		G1-3	4	0	0	0	0	1	3						
21 Lucas Duda, L OBP: 0.329, SLG: 0.392	G4-3				K			K	56 1B BB	3	0	0	0	1	2	0						
23 Mike Baxter, L OBP: 0.311, SLG: 0.407	G3-1							G5-3		2	0	1	0	0	0	0						
56 Andres Torres, S OBP: 0.325, SLG: 0.325									BB	2	0	1	1	0	0	0						
6 Kelly Shoppach, R OBP: 0.311, SLG: 0.429	F9							G6-3		3	0	0	0	0	0	1						
15 Fred Lewis, L OBP: 0.292, SLG: 0.150								G4-3		1	0	0	0	0	0	2						
32 Jenny Mejia, R								F9		2	0	0	0	0	1	0						
36 Collin McHugh, R										0	0	0	0	0	0	0						
45 Justin Hampson, L										0	0	0	0	0	0	0						
13 Ronny Cedeno, R OBP: 0.333, SLG: 0.412										1	0	0	0	0	0	0						
46 Manny Acosta, R										0	0	0	0	0	0	0						
Inning Stats	R: 0 E: 0 K: 0 S: 10	H: 1 LOB: 2 BB: 1 P: 17	R: 0 E: 0 K: 0 S: 9	H: 0 LOB: 0 BB: 0 P: 14	R: 1 E: 0 K: 0 S: 11	H: 1 LOB: 1 BB: 0 P: 16	R: 0 E: 0 K: 2 S: 10	H: 1 LOB: 1 BB: 0 P: 14	R: 0 E: 0 K: 1 S: 9	H: 0 LOB: 0 BB: 0 P: 10	R: 0 E: 0 K: 1 S: 7	H: 0 LOB: 0 BB: 0 P: 8	R: 0 E: 0 K: 1 S: 9	H: 0 LOB: 0 BB: 0 P: 15	R: 0 E: 0 K: 2 S: 7	H: 0 LOB: 0 BB: 0 P: 10	R: 1 E: 0 K: 0 S: 16	H: 2 LOB: 2 BB: 1 P: 24	1B: 3 2B: 2 3B: 0 HR: 0	SF: 0 SAC: 0 DP: 0 HBP: 0	WP: 2 PB: 0 SB: 0 CS: 0	PA: 35
PITCHER	IP WLS BF H R ER SO BB IBB HBP BLK WP HR S P ERA WHIP																					
54 Kris Medlen, R ERA: 1.57	6.0 W 23 3 1 0 4 1 0 0 0 0 1 0 56 79 0.00 0.667																					
43 Luis Avilán, L ERA: 2.09	2.0 6 0 0 0 3 0 0 0 0 0 0 0 16 25 0.00 0.000																					
53 Cory Gearrin, R ERA: 1.89	0.2 5 2 1 1 0 1 0 0 0 0 1 0 13 21 13.50 4.500																					
46 Craig Kimbrel, R ERA: 1.02	0.1 S 1 0 0 0 0 0 0 0 0 0 0 0 3 3 0.00 0.000																					

Batter	1	2	3	4	5	6	7	8	9	AB	R	H	RBI	BB	SO	LOB	BOTTOM			
24 Michael Bourn, L OBP: 0.348, SLG: 0.394	BB		G3							3	1	2	1	1	0	0	New York Mets @ Atlanta Braves Turner Field, Atlanta, GA Sun Sep 30 2012, 1:39 PM - 4:28 PM EDT Att: 50,635 - Cloudy - 73 F			
14 Martín Prado, R OBP: 0.359, SLG: 0.440	G4-6-3		F8		L8		F9			4	0	0	0	0	0	3				
22 Jason Heyward, L OBP: 0.334, SLG: 0.479	G4-3		E1					G4-3		4	0	1	1	0	0	0				
10 Chipper Jones, S OBP: 0.377, SLG: 0.457		5 HR 2B			G4-3					2	1	1	0	2	0	1				
5 Freddie Freeman, L OBP: 0.344, SLG: 0.462		8 HR 2B			G1-3			G4-6-3		4	1	1	0	0	0	4				
26 Dan Uggla, R OBP: 0.347, SLG: 0.385	G5-3				K					3	1	0	0	0	2	2				
8 David Ross, R OBP: 0.321, SLG: 0.451					G4-3					4	1	1	3	0	1	1				
19 Andrelton Simmons, R OBP: 0.349, SLG: 0.436										3	1	2	1	1	1	0				
54 Kris Medlen, S ERA: 1.57										2	0	0	0	0	1	1				
25 Justin Franciosi, L OBP: 0.285, SLG: 0.440										1	0	0	0	0	0	0				
43 Luis Avilán, L ERA: 2.09										0	0	0	0	0	0	0				
20 Eric Hinske, L OBP: 0.333, SLG: 0.333										1	0	0	0	0	1	1				
53 Cory Gearrin, R ERA: 1.89										0	0	0	0	0	0	0				
46 Craig Kimbrel, R ERA: 1.02										0	0	0	0	0	0	0				
Inning Stats	R: 0 E: 0 K: 0 S: 5	H: 0 LOB: 0 BB: 1 P: 11	R: 3 E: 0 K: 1 S: 14	H: 2 LOB: 0 BB: 1 P: 24	R: 0 E: 1 K: 0 S: 14	H: 1 LOB: 2 BB: 0 P: 20	R: 0 E: 0 K: 2 S: 12	H: 1 LOB: 1 BB: 0 P: 18	R: 1 E: 0 K: 0 S: 11	H: 2 LOB: 1 BB: 0 P: 18	R: 2 E: 0 K: 2 S: 12	H: 2 LOB: 1 BB: 0 P: 21	R: 0 E: 0 K: 0 S: 7	H: 0 LOB: 0 BB: 1 P: 12	R: 0 E: 0 K: 2 S: 12	H: 0 LOB: 1 BB: 1 P: 21	1B: 3 2B: 3 3B: 1 HR: 1	SF: 0 SAC: 0 DP: 2 HBP: 1	WP: 1 PB: 0 SB: 1 CS: 0	PA: 36
PITCHER	IP WLS BF H R ER SO BB IBB HBP BLK WP HR S P ERA WHIP																			
32 Jenny Mejia, R ERA: 5.63	5.0 L 23 6 4 4 3 2 0 0 1 0 0 0 12 21 18.00 2.000																			
36 Collin McHugh, R ERA: 7.29	1.0 6 2 2 2 2 0 0 0 0 0 0 7 12 0.00 1.000																			
45 Justin Hampson, L ERA: 1.86	1.0 3 0 0 0 0 1 0 0 0 0 0 0 7 12 0.00 1.000																			
46 Manny Acosta, R ERA: 6.6	1.0 4 0 0 0 2 1 0 0 0 0 1 0 12 21 0.00 1.000																			

AB 33
R 2
H 5
RBI 1
BB 2
SO 7
LOB 9



AB 31
R 6
H 8
RBI 6
BB 4
SO 7
LOB 14



Batter	1	2	3	4	5	6	7	8	9	AB	R	H	RBI	BB	SO	LOB	TOP						
24 Michael Bourn, L (1,8) OBP: 0.349, SLG: 0.394										3	1	1	0	1	2	0	Atlanta Braves @ Pittsburgh Pirates PNC Park, Pittsburgh, PA Mon Oct 01 2012, 7:08 PM - 9:45 PM EDT Att: 15,009 - Cloudy - 62 F						
14 Martin Prado, R (1,4) OBP: 0.360, SLG: 0.438										2	0	0	0	2	0	1							
22 Jason Heyward, L (1,9) OBP: 0.334, SLG: 0.478										4	0	1	1	0	0	1							
10 Chipper Jones, S (1,5) OBP: 0.376, SLG: 0.453										3	0	0	0	1	0	0							
5 Freddie Freeman, L (1,3) OBP: 0.343, SLG: 0.460										3	0	0	0	1	1	3							
13 Jose Constanza, L (9, PR) OBP: 0.321, SLG: 0.271										4	0	0	0	0	1	3							
11 Reed Johnson, R (1,7) OBP: 0.332, SLG: 0.393										2	0	0	0	1	2	0							
27 Lyle Overbay, L (9, PH) OBP: 0.325, SLG: 0.389										4	0	0	0	0	1	3							
16 Brian McCann, L (1,2) OBP: 0.297, SLG: 0.396										3	0	0	0	0	0	0							
19 Andrelton Simmons, R (1,6) OBP: 0.343, SLG: 0.428										2	0	0	0	0	2	0							
17 Paul Maholm, L (1,1) OBP: 0.092, SLG: 0.111										1	0	0	0	0	0	0							
2 Jeff Baker, R (8, PH) OBP: 0.265, SLG: 0.389										0	0	0	0	0	0	0							
58 Peter Moylan, R (8, 1)										0	0	0	0	0	0	0							
Inning Stats	R: 0 E: 0 K: 1 S: 9	H: 0 LOB: 0 BB: 0 P: 10	R: 0 E: 0 K: 0 S: 8	H: 0 LOB: 1 BB: 2 P: 19	R: 1 E: 0 K: 1 S: 16	H: 2 LOB: 3 BB: 2 P: 31	R: 0 E: 0 K: 2 S: 7	H: 0 LOB: 0 BB: 0 P: 11	R: 0 E: 0 K: 1 S: 10	H: 0 LOB: 0 BB: 1 P: 16	R: 0 E: 0 K: 1 S: 12	H: 0 LOB: 0 BB: 0 P: 17	R: 0 E: 0 K: 1 S: 9	H: 0 LOB: 0 BB: 0 P: 14	R: 0 E: 0 K: 1 S: 12	H: 0 LOB: 1 BB: 2 P: 22	R: 0 E: 1 K: 0 S: 7	H: 0 LOB: 1 BB: 0 P: 10	1B: 2 2B: 0 3B: 0 HR: 0	SF: 0 SAC: 0 DP: 1 HBP: 0	WP: 0 PB: 0 SB: 0 CS: 1	PA: 34	
PITCHER	IP WLS BF H R ER SO BB IBB HBP BLK WP HR S P ERA WHIP	IP WLS BF H R ER SO BB IBB HBP BLK WP HR S P ERA WHIP	IP WLS BF H R ER SO BB IBB HBP BLK WP HR S P ERA WHIP	IP WLS BF H R ER SO BB IBB HBP BLK WP HR S P ERA WHIP	IP WLS BF H R ER SO BB IBB HBP BLK WP HR S P ERA WHIP	IP WLS BF H R ER SO BB IBB HBP BLK WP HR S P ERA WHIP	IP WLS BF H R ER SO BB IBB HBP BLK WP HR S P ERA WHIP	IP WLS BF H R ER SO BB IBB HBP BLK WP HR S P ERA WHIP	IP WLS BF H R ER SO BB IBB HBP BLK WP HR S P ERA WHIP	IP WLS BF H R ER SO BB IBB HBP BLK WP HR S P ERA WHIP	IP WLS BF H R ER SO BB IBB HBP BLK WP HR S P ERA WHIP	IP WLS BF H R ER SO BB IBB HBP BLK WP HR S P ERA WHIP	IP WLS BF H R ER SO BB IBB HBP BLK WP HR S P ERA WHIP	IP WLS BF H R ER SO BB IBB HBP BLK WP HR S P ERA WHIP	IP WLS BF H R ER SO BB IBB HBP BLK WP HR S P ERA WHIP	IP WLS BF H R ER SO BB IBB HBP BLK WP HR S P ERA WHIP	IP WLS BF H R ER SO BB IBB HBP BLK WP HR S P ERA WHIP	IP WLS BF H R ER SO BB IBB HBP BLK WP HR S P ERA WHIP	IP WLS BF H R ER SO BB IBB HBP BLK WP HR S P ERA WHIP	IP WLS BF H R ER SO BB IBB HBP BLK WP HR S P ERA WHIP	IP WLS BF H R ER SO BB IBB HBP BLK WP HR S P ERA WHIP	IP WLS BF H R ER SO BB IBB HBP BLK WP HR S P ERA WHIP	IP WLS BF H R ER SO BB IBB HBP BLK WP HR S P ERA WHIP

AB 28
R 1
H 2
RBI 1
BB 6
SO 8
LOB 9



Batter	1	2	3	4	5	6	7	8	9	AB	R	H	RBI	BB	SO	LOB	BOTTOM						
6 Starling Marte, R (1,7) OBP: 0.298, SLG: 0.437										4	2	2	1	0	2	0	Atlanta Braves @ Pittsburgh Pirates PNC Park, Pittsburgh, PA Mon Oct 01 2012, 7:08 PM - 9:45 PM EDT Att: 15,009 - Cloudy - 62 F						
3 Chase d'Arnaud, R (1,4) OBP: 0.107, SLG: 0.107										4	0	0	1	0	2	0							
69 Jordy Mercer, R (9,4) OBP: 0.265, SLG: 0.371										3	0	1	0	1	1	0							
22 Andrew McCutchen, R (1,8) OBP: 0.462, SLG: 0.555										3	0	1	0	1	1	0							
14 Gaby Sanchez, R (1,3) OBP: 0.279, SLG: 0.341										4	0	0	0	0	1	2							
55 Michael McKenry, R (1,2) OBP: 0.325, SLG: 0.449										2	0	0	0	1	0	0							
24 Pedro Alvarez, L (1,5) OBP: 0.318, SLG: 0.467										3	0	0	0	0	1	1							
31 Jose Tabata, R (1,9) OBP: 0.316, SLG: 0.349										3	0	1	0	0	0	1							
12 Clint Barmes, R (1,6) OBP: 0.270, SLG: 0.321										2	0	1	0	1	0	0							
49 Jeff Locke, L (1,1) OBP: 0.091, SLG: 0.091										2	0	0	0	0	2	4							
58 Peter Moylan, R (8, 1)										0	0	0	0	0	0	0							
Inning Stats	R: 0 E: 0 K: 2 S: 10	H: 0 LOB: 1 BB: 1 P: 15	R: 0 E: 0 K: 2 S: 12	H: 1 LOB: 2 BB: 1 P: 24	R: 1 E: 0 K: 2 S: 9	H: 1 LOB: 0 BB: 0 P: 12	R: 0 E: 0 K: 1 S: 9	H: 1 LOB: 2 BB: 1 P: 13	R: 1 E: 0 K: 0 S: 10	H: 2 LOB: 0 BB: 0 P: 15	R: 0 E: 0 K: 0 S: 8	H: 0 LOB: 0 BB: 0 P: 13	R: 0 E: 0 K: 1 S: 7	H: 0 LOB: 0 BB: 0 P: 13	R: 0 E: 0 K: 1 S: 6	H: 0 LOB: 0 BB: 0 P: 9	R: 0 E: 0 K: 1 S: 6	H: 0 LOB: 0 BB: 0 P: 9	1B: 1 2B: 3 3B: 1 HR: 1	SF: 0 SAC: 0 DP: 1 HBP: 0	WP: 0 PB: 0 SB: 0 CS: 0	PA: 31	
PITCHER	IP WLS BF H R ER SO BB IBB HBP BLK WP HR S P ERA WHIP	IP WLS BF H R ER SO BB IBB HBP BLK WP HR S P ERA WHIP	IP WLS BF H R ER SO BB IBB HBP BLK WP HR S P ERA WHIP	IP WLS BF H R ER SO BB IBB HBP BLK WP HR S P ERA WHIP	IP WLS BF H R ER SO BB IBB HBP BLK WP HR S P ERA WHIP	IP WLS BF H R ER SO BB IBB HBP BLK WP HR S P ERA WHIP	IP WLS BF H R ER SO BB IBB HBP BLK WP HR S P ERA WHIP	IP WLS BF H R ER SO BB IBB HBP BLK WP HR S P ERA WHIP	IP WLS BF H R ER SO BB IBB HBP BLK WP HR S P ERA WHIP	IP WLS BF H R ER SO BB IBB HBP BLK WP HR S P ERA WHIP	IP WLS BF H R ER SO BB IBB HBP BLK WP HR S P ERA WHIP	IP WLS BF H R ER SO BB IBB HBP BLK WP HR S P ERA WHIP	IP WLS BF H R ER SO BB IBB HBP BLK WP HR S P ERA WHIP	IP WLS BF H R ER SO BB IBB HBP BLK WP HR S P ERA WHIP	IP WLS BF H R ER SO BB IBB HBP BLK WP HR S P ERA WHIP	IP WLS BF H R ER SO BB IBB HBP BLK WP HR S P ERA WHIP	IP WLS BF H R ER SO BB IBB HBP BLK WP HR S P ERA WHIP	IP WLS BF H R ER SO BB IBB HBP BLK WP HR S P ERA WHIP	IP WLS BF H R ER SO BB IBB HBP BLK WP HR S P ERA WHIP	IP WLS BF H R ER SO BB IBB HBP BLK WP HR S P ERA WHIP	IP WLS BF H R ER SO BB IBB HBP BLK WP HR S P ERA WHIP	IP WLS BF H R ER SO BB IBB HBP BLK WP HR S P ERA WHIP	IP WLS BF H R ER SO BB IBB HBP BLK WP HR S P ERA WHIP

AB 28
R 2
H 5
RBI 2
BB 3
SO 9
LOB 8



Batter	1	2	3	4	5	6	7	8	9	AB	R	H	RBI	BB	SO	LOB	TOP			
24 Michael Bourn, L (1,8) OBP: 0.348, SLG: 0.392										3	0	0	0	0	2	2	Atlanta Braves @ Pittsburgh Pirates PNC Park, Pittsburgh, PA Tue Oct 02 2012, 7:08 PM - 9:44 PM EDT Att: 15,727 - Cloudy - 73 F			
20 Eric Hinske, L (5,7)										1	0	1	0	0	0					
1 Tyler Pastornicky, R (1,4) (7,6)										4	0	1	0	0	0	2				
19 Andrelton Simmons, R (1,6) OBP: 0.337, SLG: 0.420										3	0	0	0	0	0	0				
50 Cristhian Martinez, R (7,1)										0	0	0	0	0	0	0				
5 Freddie Freeman, L (8,PH) OBP: 0.343, SLG: 0.459										1	0	0	0	0	1	1				
32 Chad Durbin, R (8,1)										0	0	0	0	0	0	0				
27 Lyle Overbay, L (1,3) OBP: 0.331, SLG: 0.397										3	1	1	0	1	0	1				
8 David Ross, R (1,2) OBP: 0.321, SLG: 0.449										3	0	1	0	0	0	2				
7 J.C. Boscan, R (6,PR) OBP: 0.125, SLG: 0.125										1	0	0	0	0	0	1				
25 Juan Francisco, L (1,5) OBP: 0.284, SLG: 0.441										4	0	1	1	0	2	2				
2 Jeff Baker, R (1,9) (7,4)										4	0	0	0	0	3	2				
13 Jose Constanza, L (1,7) (5,8)										4	0	2	0	0	0	0				
48 Tommy Hanson, R (1,1) OBP: 0.059, SLG: 0.020										0	0	0	0	0	0	0				
11 Reed Johnson, R (7,PH) OBP: 0.334, SLG: 0.396										1	0	1	0	0	0	0				
Inning Stats	R: 0 E: 0 K: 1 S: 11	H: 0 LOB: 0 BB: 0 P: 16	R: 0 E: 0 K: 1 S: 11	H: 0 LOB: 1 BB: 1 P: 21	R: 0 E: 0 K: 1 S: 8	H: 1 LOB: 1 BB: 0 P: 12	R: 1 E: 0 K: 1 S: 8	H: 2 LOB: 1 BB: 0 P: 13	R: 0 E: 0 K: 0 S: 8	H: 1 LOB: 1 BB: 0 P: 13	R: 0 E: 0 K: 1 S: 8	H: 1 LOB: 2 BB: 0 P: 14	R: 0 E: 0 K: 1 S: 9	H: 1 LOB: 1 BB: 0 P: 15	R: 0 E: 0 K: 2 S: 10	H: 0 LOB: 0 BB: 0 P: 15	1B: 5 2B: 3 3B: 0 HR: 0	SF: 0 SAC: 2 DP: 0 HBP: 0	WP: 1 PB: 0 SB: 0 CS: 0	PA: 35
PITCHER	IP	WLS	BF	H	R	ER	SO	BB	IBB	HBP	BLK	WP	HR	S	P	ERA	WHIP			
29 Kevin Correia, R (1,1) ERA: 4.21	6.2	W	27	6	1	1	5	1	0	0	0	0	0	61	97	1.35	1.050			
61 Justin Wilson, L (7,1) ERA: 1.53	0.1		1	1	0	0	0	0	0	0	0	0	0	3	5	0.00	3.000			
30 Chris Resop, R (8,1) ERA: 3.91	1.0		4	1	0	0	1	0	0	0	0	1	0	9	12	0.00	1.000			
57 Bryan Morris, R (9,1) ERA: 1.8	1.0		3	0	0	0	2	0	0	0	0	0	0	10	15	0.00	0.000			

Batter	1	2	3	4	5	6	7	8	9	AB	R	H	RBI	BB	SO	LOB	BOTTOM				
6 Starling Marte, R (1,7) OBP: 0.307, SLG: 0.448										5	2	3	0	0	1	1	Atlanta Braves @ Pittsburgh Pirates PNC Park, Pittsburgh, PA Tue Oct 02 2012, 7:08 PM - 9:44 PM EDT Att: 15,727 - Cloudy - 73 F				
7 Alex Presley, L (1,9)										4	1	2	1	0	0	2					
22 Andrew McCutchen, R (1,8)										4	0	0	1	0	2	2					
46 Garrett Jones, L (1,3) OBP: 0.318, SLG: 0.519										4	1	1	2	0	0	1					
14 Gaby Sanchez, R (9,3) OBP: 0.279, SLG: 0.341										0	0	0	0	0	0	0					
55 Michael McKenry, R (1,2) OBP: 0.320, SLG: 0.442										4	0	0	0	0	2	0					
24 Pedro Alvarez, L (1,5) OBP: 0.319, SLG: 0.469										4	0	2	0	0	0	1					
5 Josh Harrison, R (1,4) OBP: 0.278, SLG: 0.346										3	1	0	0	0	0	2					
69 Jordy Mercer, R (9,4) OBP: 0.265, SLG: 0.371										0	0	0	0	0	0	0					
12 Clint Barmes, R (1,6) OBP: 0.272, SLG: 0.321										3	0	1	1	1	1	0					
29 Kevin Correia, R (1,1) ERA: 4.48	6.0	L	29	5	5	5	6	0	1	1	0	0	0	0	0	0					
61 Justin Wilson, L (7,1) ERA: 1.53	1.0		4	0	0	0	1	0	0	0	0	0	0	0	0	0					
30 Chris Resop, R (8,1) ERA: 3.91	1.0		4	1	0	0	2	0	0	0	0	0	0	0	0	0					
23 Travis Snider, L (8,PH) OBP: 0.278, SLG: 0.346	1.0		4	1	0	0	2	0	0	0	0	0	0	0	0	0					
3 Chase d'Arnaud, R (8,PH) OBP: 0.279, SLG: 0.341	1.0		4	1	0	0	2	0	0	0	0	0	0	0	0	0					
57 Bryan Morris, L (9,1) ERA: 1.8	1.0		3	0	0	0	2	0	0	0	0	0	0	0	0	0					
Inning Stats	R: 1 E: 0 K: 0 S: 9	H: 1 LOB: 0 BB: 0 P: 11	R: 1 E: 0 K: 2 S: 11	H: 1 LOB: 1 BB: 0 P: 13	R: 0 E: 0 K: 0 S: 9	H: 1 LOB: 1 BB: 0 P: 11	R: 0 E: 0 K: 1 S: 8	H: 1 LOB: 2 BB: 1 P: 14	R: 3 E: 0 K: 2 S: 16	H: 4 LOB: 1 BB: 0 P: 22	R: 0 E: 0 K: 1 S: 14	H: 1 LOB: 1 BB: 0 P: 20	R: 0 E: 1 K: 1 S: 9	H: 0 LOB: 1 BB: 0 P: 11	R: 0 E: 0 K: 2 S: 10	H: 1 LOB: 2 BB: 0 P: 14	1B: 6 2B: 3 3B: 0 HR: 1	SF: 0 SAC: 0 DP: 0 HBP: 1	WP: 0 PB: 0 SB: 4 CS: 0	PA: 37	
PITCHER	IP	WLS	BF	H	R	ER	SO	BB	IBB	HBP	BLK	WP	HR	S	P	ERA	WHIP				
48 Tommy Hanson, R (1,1) ERA: 4.48	6.0	L	29	5	5	5	6	0	1	1	0	0	0	0	0	0	7.50	1.500			
50 Cristhian Martinez, R (7,1) ERA: 3.91	1.0		4	0	0	0	1	0	0	0	0	0	0	9	11	0.00	0.000				
32 Chad Durbin, R (8,1) ERA: 3.1	1.0		4	1	0	0	2	0	0	0	0	0	0	10	14	0.00	1.000				

Atlanta Braves @ Pittsburgh Pirates
 PNC Park, Pittsburgh, PA
 Tue Oct 02 2012, 7:08 PM - 9:44 PM EDT
 Att: 15,727 - Cloudy - 73 F

AB 32
 R 1
 H 8
 RBI 1
 BB 1
 SO 8
 LOB 13



Atlanta Braves @ Pittsburgh Pirates
 PNC Park, Pittsburgh, PA
 Tue Oct 02 2012, 7:08 PM - 9:44 PM EDT
 Att: 15,727 - Cloudy - 73 F


AB 35
 R 5
 H 10
 RBI 5
 BB 1
 SO 9
 LOB 12



Batter	1	2	3	4	5	6	7	8	9	AB	R	H	RBI	BB	SO	LOB	TOP								
19 Jon Jay, L (1.8)										4	0	0	0	0	1	2									
3 Carlos Beltrán, S (1.9) OBP: 0.250, SLG: 0.250										4	1	1	0	0	1	0									
7 Matt Holliday, R (1.7) 30 Jason Motte, R (8.1)										3	2	2	1	0	0	1									
21 Allen Craig, R (1.3) OBP: 0.500, SLG: 0.750										4	1	2	1	0	0	1									
4 Yadier Molina, R (1.2)										4	0	0	1	0	0	3									
23 David Freese, R (1.5) 56 Adron Chambers, L (7.9) 44 Edward Mujica, R (7.1) 34 Marc Rzepczynski, L (7.1) 41 Mitchell Boggs, R (8.1) 43 Shane Robinson, R (8.7)										2	0	0	1	0	1	0									
33 Daniel Descalso, L (1.4)										3	0	0	0	0	0	0									
38 Pete Kozma, R (1.6)										4	1	0	0	0	2	1									
26 Kyle Lohse, R (1.1) 31 Lance Lynn, S (6.1) 13 Matt Carpenter, L (7.5) 13 Matt Carpenter, L (7.5)										2	0	0	0	0	0	0									
Inning Stats	R: 0 H: 0 E: 0 K: 2 S: 8	H: 0 LOB: 0 BB: 0 P: 13	R: 0 H: 0 E: 0 K: 1 S: 9	H: 0 LOB: 0 BB: 0 P: 14	R: 0 H: 0 E: 0 K: 1 S: 8	H: 0 LOB: 0 BB: 0 P: 14	R: 3 H: 2 E: 1 K: 0 S: 12	H: 2 LOB: 0 BB: 0 P: 19	R: 0 H: 0 E: 0 K: 0 S: 8	H: 0 LOB: 0 BB: 0 P: 12	R: 1 H: 1 E: 0 K: 0 S: 8	H: 1 LOB: 0 BB: 0 P: 11	R: 2 H: 1 E: 2 K: 0 S: 14	H: 1 LOB: 1 BB: 0 P: 21	R: 0 H: 2 E: 0 K: 0 S: 7	H: 0 LOB: 1 BB: 0 P: 9	R: 0 H: 0 E: 0 K: 1 S: 7	H: 0 LOB: 0 BB: 0 P: 11	1B: 4 2B: 1 3B: 0 HR: 1	SF: 1 SAC: 1 DP: 2 HBP: 1	WP: 0 PB: 0 SB: 0 CS: 0	PA: 35			
PITCHER	IP WLS BF H R ER SO BB IBB HBP BLK WP HR S P ERA WHIP	IP WLS BF H R ER SO BB IBB HBP BLK WP HR S P ERA WHIP	IP WLS BF H R ER SO BB IBB HBP BLK WP HR S P ERA WHIP	IP WLS BF H R ER SO BB IBB HBP BLK WP HR S P ERA WHIP	IP WLS BF H R ER SO BB IBB HBP BLK WP HR S P ERA WHIP	IP WLS BF H R ER SO BB IBB HBP BLK WP HR S P ERA WHIP	IP WLS BF H R ER SO BB IBB HBP BLK WP HR S P ERA WHIP	IP WLS BF H R ER SO BB IBB HBP BLK WP HR S P ERA WHIP	IP WLS BF H R ER SO BB IBB HBP BLK WP HR S P ERA WHIP	IP WLS BF H R ER SO BB IBB HBP BLK WP HR S P ERA WHIP	IP WLS BF H R ER SO BB IBB HBP BLK WP HR S P ERA WHIP	IP WLS BF H R ER SO BB IBB HBP BLK WP HR S P ERA WHIP	IP WLS BF H R ER SO BB IBB HBP BLK WP HR S P ERA WHIP	IP WLS BF H R ER SO BB IBB HBP BLK WP HR S P ERA WHIP	IP WLS BF H R ER SO BB IBB HBP BLK WP HR S P ERA WHIP	IP WLS BF H R ER SO BB IBB HBP BLK WP HR S P ERA WHIP	IP WLS BF H R ER SO BB IBB HBP BLK WP HR S P ERA WHIP	IP WLS BF H R ER SO BB IBB HBP BLK WP HR S P ERA WHIP	IP WLS BF H R ER SO BB IBB HBP BLK WP HR S P ERA WHIP	IP WLS BF H R ER SO BB IBB HBP BLK WP HR S P ERA WHIP	IP WLS BF H R ER SO BB IBB HBP BLK WP HR S P ERA WHIP	IP WLS BF H R ER SO BB IBB HBP BLK WP HR S P ERA WHIP	IP WLS BF H R ER SO BB IBB HBP BLK WP HR S P ERA WHIP	IP WLS BF H R ER SO BB IBB HBP BLK WP HR S P ERA WHIP	IP WLS BF H R ER SO BB IBB HBP BLK WP HR S P ERA WHIP

St. Louis Cardinals @ Atlanta Braves
Turner Field, Atlanta, GA
Fri Oct 05 2012, 5:09 PM - 8:36 PM EDT
Att: 52,631 - Clear - 81 F

AB 32
R 6
H 6
RBI 5
BB 0
SO 5
LOB 8



Batter	1	2	3	4	5	6	7	8	9	AB	R	H	RBI	BB	SO	LOB	BOTTOM								
24 Michael Bourn, L (1.8) OBP: 0.200, SLG: 0.200										5	0	1	1	0	2	3									
14 Martín Prado, R (1.7) OBP: 0.200, SLG: 0.200										5	0	1	0	0	1	1									
22 Jason Heyward, L (1.9) OBP: 0.200, SLG: 0.400										5	0	1	0	0	1	1									
10 Chipper Jones, S (1.5) OBP: 0.200, SLG: 0.200									5	0	1	0	0	1	3										
5 Freddie Freeman, L (1.3) OBP: 0.800, SLG: 1.000										4	0	3	0	1	1	0									
26 Dan Uggla, R (1.4)										4	1	0	0	1	0	5									
8 David Ross, R (1.2) OBP: 0.750, SLG: 1.500										4	1	3	2	0	0	1									
19 Andrelton Simmons, R (1.6) OBP: 0.250, SLG: 0.250										4	0	1	0	0	0	4									
54 Kris Medlen, S (1.1) 32 Chad Durbin, R (7.1) 39 Jonny Venters, L (7.1) 13 Jose Constanza, L (7.5) 34 Eric O'Flaherty, L (8.1) 16 Brian McCann, L (8.5) 1 Tyler Pastornicky, R (8.5) 46 Craig Kimbrel, R (8.1)										2	0	0	0	0	1	3									
Inning Stats	R: 0 H: 0 E: 0 K: 2 S: 9	H: 2 LOB: 1 BB: 0 P: 12	R: 2 H: 2 E: 0 K: 2 S: 16	H: 2 LOB: 1 BB: 1 P: 26	R: 0 H: 1 E: 0 K: 1 S: 8	H: 1 LOB: 0 BB: 0 P: 10	R: 0 H: 2 E: 0 K: 1 S: 10	H: 2 LOB: 2 BB: 0 P: 12	R: 0 H: 0 E: 0 K: 0 S: 8	H: 0 LOB: 0 BB: 0 P: 13	R: 0 H: 1 E: 0 K: 0 S: 8	H: 1 LOB: 1 BB: 0 P: 10	R: 1 H: 3 E: 0 K: 0 S: 15	H: 3 LOB: 2 BB: 0 P: 21	R: 0 H: 1 E: 0 K: 1 S: 15	H: 1 LOB: 3 BB: 2 P: 29	R: 0 H: 2 E: 0 K: 0 S: 13	H: 2 LOB: 2 BB: 0 P: 17	1B: 8 2B: 2 3B: 1 HR: 1	SF: 0 SAC: 0 DP: 0 HBP: 0	WP: 0 PB: 0 SB: 0 CS: 0	PA: 42			
PITCHER	IP WLS BF H R ER SO BB IBB HBP BLK WP HR S P ERA WHIP	IP WLS BF H R ER SO BB IBB HBP BLK WP HR S P ERA WHIP	IP WLS BF H R ER SO BB IBB HBP BLK WP HR S P ERA WHIP	IP WLS BF H R ER SO BB IBB HBP BLK WP HR S P ERA WHIP	IP WLS BF H R ER SO BB IBB HBP BLK WP HR S P ERA WHIP	IP WLS BF H R ER SO BB IBB HBP BLK WP HR S P ERA WHIP	IP WLS BF H R ER SO BB IBB HBP BLK WP HR S P ERA WHIP	IP WLS BF H R ER SO BB IBB HBP BLK WP HR S P ERA WHIP	IP WLS BF H R ER SO BB IBB HBP BLK WP HR S P ERA WHIP	IP WLS BF H R ER SO BB IBB HBP BLK WP HR S P ERA WHIP	IP WLS BF H R ER SO BB IBB HBP BLK WP HR S P ERA WHIP	IP WLS BF H R ER SO BB IBB HBP BLK WP HR S P ERA WHIP	IP WLS BF H R ER SO BB IBB HBP BLK WP HR S P ERA WHIP	IP WLS BF H R ER SO BB IBB HBP BLK WP HR S P ERA WHIP	IP WLS BF H R ER SO BB IBB HBP BLK WP HR S P ERA WHIP	IP WLS BF H R ER SO BB IBB HBP BLK WP HR S P ERA WHIP	IP WLS BF H R ER SO BB IBB HBP BLK WP HR S P ERA WHIP	IP WLS BF H R ER SO BB IBB HBP BLK WP HR S P ERA WHIP	IP WLS BF H R ER SO BB IBB HBP BLK WP HR S P ERA WHIP	IP WLS BF H R ER SO BB IBB HBP BLK WP HR S P ERA WHIP	IP WLS BF H R ER SO BB IBB HBP BLK WP HR S P ERA WHIP	IP WLS BF H R ER SO BB IBB HBP BLK WP HR S P ERA WHIP	IP WLS BF H R ER SO BB IBB HBP BLK WP HR S P ERA WHIP	IP WLS BF H R ER SO BB IBB HBP BLK WP HR S P ERA WHIP	IP WLS BF H R ER SO BB IBB HBP BLK WP HR S P ERA WHIP

St. Louis Cardinals @ Atlanta Braves
Turner Field, Atlanta, GA
Fri Oct 05 2012, 5:09 PM - 8:36 PM EDT
Att: 52,631 - Clear - 81 F

AB 39
R 3
H 12
RBI 3
BB 3
SO 7
LOB 21

